

2025

RICE®
BASEBALL

F  **ACT BOOK**

2025 Rice Baseball Fact Book

Fact Book Contents

Rice Baseball Personnel

2025 Rice Schedule	2
2025 Rice Roster	3
Team Breakdown	4

Player Biographies

Tucker Alch / Aric Anderson / Ethan Atchley / Von Baker	5
Jack Ben-Shoshan / Jackson Blank / Hiram Bocachica, Jr.	6
Blaine Brown / Gunnett Carlson / Micah Davis / Jacob Devenny	7
Trey Duffield / Barrett Eldridge / Austin Eppley / Robert Fernandez	8
Marco Fuentes / Reed Gallant / Cole Green / Davion Hickson	9
Max Johnson / Maddox Keo / J.D. McCracken	10
Tobias Motley / Mark Perkins	11
Treyton Rank / Matthew Rheume / Lorenzo Rios	12
Colin Robson / Nolan Roycraft / Luke Smith / Paul Smith / Garrett Stratton	13
Javier Vazquez / Tom Vincent / Graiden West	14
Landon West / Caleb Williams / Matt Zatopek / Michael Zito	15

Rice Coaching Staff

Jose Cruz, Jr., Bixby Family Head Baseball Coach	16
Parker Bangs, Assistant Coach	17
DC Arendas, Assistant Coach	18
Justin Aspegren, Assistant Coach	18
Ryan Abel, Director of Operations	19
Mikey Hoehner, Director of Recruiting and Player Development	19
Lance Berkman, Volunteer Assistant Coach	20
Nikki Carvino, Assistant Athletics Trainer	21
Ryan McNerlin, Strength & Conditioning Coach	21

Look Back to 2024

2024 Results	22
2024 Statistics	23
2024 American Athletic Conference	24

Rice Records

All-Time Records	26
Team Records	31
Year-By-Year Records	32
Year-By-Year Stats	33
Rice in the Postseason	37
Series Records	39
Series History	40
All-Time Lettermen	59
All-Time Awards	63
All-Time Pros	66
All-Time First Round Draft Picks	67
All-Time Draft Picks	68

University Information

Location	Houston, Texas
Founded	1891
Enrollment	8,480
Nickname	Owls
Colors	Blue & Gray
Conference	American Athletic Conference
Arena (Capacity)	Reckling Park (6,193)
Dimensions	330, 375, 400, 375, 330
President	Reginald DesRoches
Athletics Director	Tommy McClelland

Coaching Staff

Bixby Family Head Baseball Coach	Jose Cruz, Jr.
Alma Mater	Rice
School Record/Years	61-112/3
Career Record/Years	61-112/3
Assistant Coaches	Parker Bangs DC Arendas Justin Aspegren
Director of Operations	Ryan Abel
Director of Recruiting & Player Development	Mikey Hoehner
Volunteer Coach	Lance Berkman
Analytics Coordinator	Jacob Hahn
Strength & Conditioning Coach	Ryan McNerlin
Athletic Trainer	Nikki Carvino

Team Information

2024 Record	23-36
2024 AAC Record	11-16/t8th

Athletic Communications

Baseball Contact	Chuck Pool Assistant Athletics Director of Athletic Communications
Office	713.348.5775
E-Mail	cpool@rice.edu
Fax	713.348.6019
Website	www.RiceOwls.com
Mailing Address	P.O. Box 1892 MS 548 Houston, TX 77251-1892

Postseason History

CWS Championships	1/2003
CWS Appearances	7/1997, 1999, 2002, 2003, 2006, 2007, 2008
All-Time AAC Record	0-0
NCAA Regional Appearances	23 1995, 96, 97, 98, 99, 2000, 01, 02, 03, 04, 05, 06, 07 08, 09, 10, 11, 12, 13, 14, 15, 16, 17
NCAA Super Regional Appearances	10 1999, 2001, 02, 03, 05, 06, 07, 08, 09, 13
Conference Championships	21 SWC 1996 WAC 1997, 98, 99, 2000, 01, 02, 03, 04, 05 C-USA 2006, 07, 08, 09, 10, 11, 12, 13, 14, 15, 17

Rice University is committed to affirmative action and equal opportunity in education and employment. Rice does not discriminate on the basis of race, color, religion, sex, sexual orientation, national or ethnic origin, age, disability or veteran status.

2025 Rice Schedule

Date	Opponent	Location	Time
<u>February</u>			
14 (Fri.)	1 vs. Villanova	Ponce, Puerto Rico	6 p.m.
15 (Sat.)	1 vs. Michigan	Ponce, Puerto Rico	12 p.m.
16 (Sun.)	1 vs. Virginia	Ponce, Puerto Rico	3 p.m.
18 (Tues.)	Sam Houston	Reckling Park	6:30 p.m.
21 (Fri.)	USC	Reckling Park	6:30 p.m.
22 (Sat.)	USC	Reckling Park	2 p.m.
23 (Sun.)	USC	Reckling Park	1 p.m.
26 (Wed.)	Arizona	Reckling Park	6:30 p.m.
28 (Fri.)	2 vs. Mississippi State	Daikin Park	11:05 a.m.
<u>March</u>			
1 (Sat.)	2 vs. Tennessee	Daikin Park	11:05 a.m.
2 (Sun.)	2 vs. Texas A&M	Daikin Park	7:05 p.m.
4 (Tues.)	Lamar	Reckling Park	6:30 p.m.
5 (Wed.)	Houston	Reckling Park	6:30 p.m.
7 (Fri.)	Yale	Reckling Park	6:30 p.m.
8 (Sat.)	Yale	Reckling Park	2 p.m.
9 (Sun.)	Yale	Reckling Park	1 p.m.
10 (Mon.)	Texas A&M-Corpus Christi	Reckling Park	6:30 p.m.
14 (Fri.)	Houston Christian	Reckling Park	6:30 p.m.
15 (Sat.)	at Houston Christian	Husky Field	2 p.m.
15 (Sat.)	at Houston Christian	Husky Field	TBD
16 (Sun.)	Houston Christian	Reckling Park	TBD
18 (Tues.)	Incarnate Word	Reckling Park	6:30 p.m.
21 (Fri.)	* at Florida Atlantic	Boca Raton, Fla.	5:30 p.m.
22 (Sat.)	* at Florida Atlantic	Boca Raton, Fla.	3 p.m.
23 (Sun.)	* at Florida Atlantic	Boca Raton, Fla.	11 a.m.
25 (Tues.)	at Lamar	Beaumont, Texas	6 p.m.
26 (Wed.)	Texas Southern	Reckling Park	6:30 p.m.
28 (Fri.)	* East Carolina	Reckling Park	6:30 p.m.
29 (Sat.)	* East Carolina	Reckling Park	4 p.m.
30 (Sun.)	* East Carolina	Reckling Park	1 p.m.
<u>April</u>			
1 (Tues.)	at Sam Houston	Huntsville, Texas	6:30 p.m.
2 (Wed.)	UTRGV	Reckling Park	6:30 p.m.
4 (Fri.)	* at Tulane	New Orleans, La.	6:30 p.m.
5 (Sat.)	* at Tulane	New Orleans, La.	6:30 p.m.
6 (Sun.)	* at Tulane	New Orleans, La.	1 p.m.
8 (Tues.)	at Houston	Schroeder Park	6:30 p.m.
11 (Fri.)	* South Florida	Reckling Park	6:30 p.m.
12 (Sat.)	* South Florida	Reckling Park	2 p.m.
13 (Sun.)	* South Florida	Reckling Park	1 p.m.
15 (Tues.)	Houston	Reckling Park	6:30 p.m.
17 (Thurs.)	* at Memphis	Memphis, Tenn.	6 p.m.
18 (Fri.)	* at Memphis	Memphis, Tenn.	2 p.m.
19 (Sat.)	* at Memphis	Memphis, Tenn.	1 p.m.
25 (Fri.)	* at UAB	Birmingham, Ala.	5 p.m.
26 (Sat.)	* at UAB	Birmingham, Ala.	2 p.m.
27 (Sun.)	* at UAB	Birmingham, Ala.	1 p.m.
<u>May</u>			
2 (Fri.)	* Charlotte	Reckling Park	6:30 p.m.
3 (Sat.)	* Charlotte	Reckling Park	2 p.m.
4 (Sun.)	* Charlotte	Reckling Park	1 p.m.
7 (Wed.)	Prairie View A&M	Reckling Park	6:30 p.m.
9 (Fri.)	* Wichita State	Reckling Park	6:30 p.m.
10 (Sat.)	* Wichita State	Reckling Park	2 p.m.
11 (Sun.)	* Wichita State	Reckling Park	1 p.m.
15 (Thurs.)	* at UTSA	San Antonio, Texas	6:30 p.m.
16 (Fri.)	* at UTSA	San Antonio, Texas	4 p.m.
17 (Sat.)	* at UTSA	San Antonio, Texas	1 p.m.
20-25 (Wed.-Sun)	3 AAC Championship	Clearwater, Fla.	TBD
All Times Central; 1 Puerto Rico Challenge; 2 Astros Foundation Classic; 3 AAC Championship			

2025 Rice Roster

No.	Name	Pos.	B-T	Ht.	Wt.	Cl.	Hometown (Previous School)
1	Maddox Keo	LHP	L-L	5-9	160	Fr.	Willis, Texas (Willis HS)
2	Cole Green	INF	R-R	6-0	175	Fr.	Indian Trail, N.C. (Sun Valley HS)
3	Max Johnson	INF	S-R	6-1	192	Sr.	Mason, Ohio (Mason/Indiana)
4	Blaine Brown	OF/LHP	L-L	6-3	180	Fr.	Pearland, Texas (Shadow Creek HS)
6	Treyton Rank	INF	R-R	6-0	210	Sr.	Monticello, Fla. (Buford/Florida State)
7	Michael Zito	INF	R-R	6-1	192	Fr.	Milton, Ga. (Blessed Trinity Academy)
9	Trey Duffield	OF	R-R	6-3	229	Jr.	Houston, Texas (Strake Jesuit)
10	Colin Robson	OF	L-R	6-2	185	r-Fr.	Southlake, Texas (Southlake Carroll HS/Duke)
11	Austin Eppley	RHP/UT	L-R	6-1	207	Jr.	Jacksonville, Fla. (Episcopal HS/College of Central Florida)
12	Jack Ben-Shoshan	RHP	R-R	6-0	200	Sr.	Houston, Texas (St. John's)
13	Reed Gallant	RHP	R-R	6-1	193	Gr.	Flower Mound, Texas (Marcus HS)
14	Paul Smith	C	S-R	5-11	218	Jr.	Houston, Texas (Episcopal)
15	Luke Smith	INF	R-R	5-9	188	Jr.	Corpus Christi, Texas (Callahan HS/Cisco College)
16	Garrett Stratton	RHP	R-R	6-2	198	Jr.	Houston, Texas (Strake Jesuit)
17	Graidon West	INF	R-R	6-3	185	Sr.	Katy, Texas (Tompkins)
19	Aric Anderson	C	L-R	6-0	205	Jr.	Las Vegas, Nev. (Palo Verde)
20	Gunnnett Carlson	INF	L-R	5-10	208	Jr.	Tampa, Fla. (Berkeley Prep/College of Central Florida)
21	Tobias Motley	INF	R-R	6-2	201	So.	Houston, Texas (Cy Ranch)
23	Javier Vazquez	INF	R-R	6-1	195	r-Fr.	Ponce, Puerto Rico (IMG Academy)
24	Jacob Devenny	OF	L-R	5-11	200	Jr.	Prosper, Texas (Prosper)
26	Ethan Atchley	RHP	R-R	6-0	180	Fr.	Heath, Texas (Rockwell HS)
28	Landon West	C	R-R	6-3	213	So.	Katy, Texas (Tompkins)
29	J.D. McCracken	LHP	L-L	6-3	211	Sr.	Murfreesboro, Tenn. (Middle Tenn. Christian School/Tennessee)
31	Marco Fuentes	RHP	R-R	6-1	185	r-So.	Miami, Fla. (Miami Dade)
32	Mark Perkins	RHP	R-R	6-1	207	Sr.	Houston, Texas (Stratford)
34	Micah Davis	RHP	R-R	6-3	226	Sr.	Baytown, Texas (Homeschool)
36	Tom Vincent	LHP	L-L	6-3	237	r-Sr.	Houston, Texas (Memorial/Texas A&M)
38	Davion Hickson	RHP	R-R	6-2	208	Jr.	Palmetto, Fla. (IMG Academy/Florida State)
39	Matthew Rheume	RHP	R-R	6-5	221	r-Jr.	Houston, Texas (Memorial/Weatherford College)
42	Nolan Roycraft	LHP	L-L	6-5	226	Fr.	The Woodlands, Texas (The Woodlands HS)
44	Lorenzo Rios	C	R-R	6-2	205	Jr.	Yorkville, Ill. (Yorkville HS/Northwestern)
45	Barrett Eldridge	INF	R-R	6-3	212	Jr.	Atlanta, Ga. (Walton, HS/Georgia Highlands)
47	Tucker Alch	RHP	R-R	6-5	217	Gr.	Houston, Texas (St. Thomas/Catholic Univ.)
48	Hiram Bocachica, Jr.	INF	R-R	5-7	155	Fr.	Baymon, Puerto Rico (Puerto Rico Baseball Academy)
52	Von Baker	RHP	R-R	6-6	232	Gr.	St. Johnsonville, N.Y. (OESJ HS/Cornell)
53	Robert Fernandez	RHP	R-R	6-0	214	Sr.	Miami, Fla. (Belen Jesuit/Miami-Dade College)
54	Caleb Williams	RHP	R-R	6-2	208	r-Fr.	Bethlehem, N.C. (Alexander Central)
55	Jackson Blank	RHP	R-R	6-2	208	So.	Magnolia, Texas (West)
99	Matt Zatopek	RHP	R-R	6-3	210	Fr.	Cypress, Texas (Houston Christian HS/Texas)

Coaching Staff

22	José Cruz Jr. - Bixby Family Head Baseball Coach
99	Parker Bangs - Pitching Coach
94	DC Arendas - Assistant Coach
83	Justin Aspegren - Assistant Coach
	Ryan Abel – Director of Baseball Operations
	Mikey Hoehner – Director of Recruiting and Player Development
	Rick Karasch - Strength & Conditioning Coach
	Nikki Carvino– Athletic Trainer
	Jacob Hahn – Baseball Analytics Coordinator

2025 Roster Breakdown

BY STATE

Texas (22)

Baytown - Micah Davis
Corpus Christi - Luke Smith
Cypress - Matt Zatopek
Flower Mound - Reed Gallant
Heath - Ethan Atchley
Houston - Tucker Alch, Jack Ben-Shoshan, Trey Duffield, Tobias Motley, Mark Perkins, Matthew Rheame, Paul Smith, Garrett Stratton, Tom Vincent
Katy - Graiden West, Landon West
Magnolia - Jackson Blank
Pearland - Blaine Brown
Prosper - Jacob Devenny
Southlake - Colin Robson
Willis - Maddox Keo
The Woodlands - Nolan Roycraft

Florida (6)

Jacksonville - Austin Eppley
Miami - Robert Fernandez, Marco Fuentes
Monticello - Treyton Rank
Palmetto - Davion Hickson
Tampa - Gunnett Carlson

Georgia (2)

Atlanta - Barrett Eldridge
Milton - Michael Zito

Illinois (1)

Yorkville - Lorenzo Rios

Nevada (1)

Las Vegas - Aric Anderson

New York (1)

St. Johnsonville - Von Baker

North Carolina (2)

Bethlehem - Caleb Williams
Indian Trail - Cole Green

Ohio (1)

Mason - Max Johnson

Tennessee (2)

Camden - Trey Dooley
Murfreesboro - J.D. McCracken

Puerto Rico (2)

Baymon - Hiram Bocachica, Jr.
Ponce - Javier Vazquez

BY CLASS

Graduates (3)

RHP Tucker Alch
RHP Von Baker
RHP Reed Gallant

Redshirt Senior (1)

LHP Tom Vincent

Seniors (8)

RHP Jack Ben-Shoshan
RHP Micah Davis
RHP Robert Fernandez
INF Max Johnson
LHP J.D. McCracken
RHP Mark Perkins
INF Treyton Rank
INF Graiden West

Redshirt Juniors (1)

RHP Matthew Rheame

Juniors (11)

C Aric Anderson
INF Gunnett Carlson
OF Jacob Devenny
OF Trey Duffield
INF Barrett Eldridge
RHP/UT Austin Eppley
RHP Davion Hickson
C Lorenzo Rios
INF Luke Smith
RHP Paul Smith
RHP Garrett Stratton

Redshirt Sophomores (1)

RHP Marco Fuentes

Sophomores (3)

RHP Jackson Blank
INF Tobias Motley
C Landon West

Redshirt Freshmen (3)

OF Colin Robson
INF Javier Vazquez
RHP Caleb Williams

Freshmen (9)

RHP Ethan Atchley
INF Hiram Bocachica, Jr.
INF Cole Green
LHP Maddox Keo
LHP Nolan Roycraft
RHP Matt Zatopek
INF Michael Zito

BY COLLEGE

Baker (5)

RHP/UT Austin Eppley
RHP Marco Fuentes
LHP J.D. McCracken
RHP Matthew Rheame
RHP Garrett Stratton

Brown (5)

RHP Jackson Blank
INF Barrett Eldridge
RHP Reed Gallant
C Landon West
RHP Matt Zatopek

Duncan (4)

INF Hiram Bocachica, Jr.
OF/LHP Blaine Brown
C Paul Smith
INF Luke Smith

Hanszen (2)

C Lorenzo Rios
OF Colin Robson

Jones (3)

C Aric Anderson
LHP Nolan Roycraft
INF Michael Zito

Lovett (3)

RHP Jack Ben-Shoshan
RHP Robert Fernandez
INF Tobias Motley

Martel (1)

LHP Tom Vincent

McMurtry (3)

RHP Micah Davis
INF Treyton Rank
RHP Caleb Williams

Sid Richardson (2)

RHP Ethan Atchley
RHP Mark Perkins

Wiess (4)

INF Gunnett Carlson
OF Jacob Devenny
OF Trey Duffield
INF Max Johnson

Will Rice (1)

INF Cole Green
RHP Davion Hickson
LHP Maddox Keo
INF Graiden West

2025 Rice Owls



TUCKER ALCH

47

RHP, 6-5, 217, GRADUATE, R/R
HOUSTON, TEXAS
ST. THOMAS/CATHOLIC UNIV. OF AMERICA

Honors

2024 All-Silver Glove Team

2024

Third on the Owls with 14 starts and was 1-4 with a 4.07 ERA... Tied for third in AAC games in earned runs allowed (14) Missed the start of the season while recuperating from an injury and made his debut as an Owl with a scoreless inning against HCU on 3/17... Did not allow a run in his first three starts (HCU, Houston, and Tulane), all at Reckling Park, and went on to post a 1-3 record and 2.45 ERA in eight starts at home (8 ER in 29.1 IP) and holding opponents to a .218 batting average... Worked three scoreless against eventual conference champion Tulane (3,1,0,0,2,0) to set the pace for a 4-2 Rice win... Longest outing of the year was vs. UTSA on 4/28 when he worked 6.1 shutout innings, allowed just two hits, and struck out five... Seven of his 19 outs came on the first pitch... Earned his first career win at Rice on Senior Day, downing FAU 5-4 (5.1,4,1,1,1,4)... 1-3 with a 3.13 ERA in nine daytime starts.

Prior to Rice

Grad transfer who returns home to Houston after twice earning All-America and Landmark Conference Pitcher of the Year honors at Catholic University of America in Washington DC... Was 6-2 with a 2.58 ERA as a senior and struck out 83 in 66.1 innings (11.3 K/9)... Compiled a 25-7 career record and 2.49 ERA while striking out 260 in 231.0 innings (10.13 K/9) with seven career complete games... His 25 career wins set the school record and he ranks in the top five in the Landmark Conference career rankings in wins, ERA, winning percentage, games started, innings pitched, and strikeouts... Struck out a career-high 117 in 92.1 innings as a junior, highlighted by a career-best 14 vs. Scranton on 4/24/22... Two-year starter for coach at Houston's St. Thomas High School where he earned 2018 TAPPS Second Team All-District and 2019 TAPPS First Team All-District honors.

Career Stats

Year	ERA	W	L	App	GS	CG	SHO	CB	SV	IP	H	R	ER	BB	SO	2B	3B	HR	Avg	WP	HBP
2020	1.29	3	1	4	3	0	0	0	0	21.0	16	5	3	3	16	3	0	1	.198	0	1
2021	1.40	6	1	8	8	4	1	0	0	51.1	45	13	8	13	44	4	1	0	.242	1	1
2022	3.31	10	3	15	14	3	1	0	0	92.1	94	47	34	13	117	17	0	2	.253	13	13
2023	2.58	6	2	11	11	0	0	0	0	66.1	53	31	19	17	83	6	6	1	.214	6	11
2024	4.07	1	4	14	14	0	0	0	0	42.0	42	28	19	11	23	10	0	2	.263	1	11
TOTAL	2.74	26	11	52	50	7	2	0	0	273.0	250	124	83	57	283	40	7	6	.239	21	37

Single Game Highs

Innings Pitched: 9.0 vs. Stevens (May 20, 2022)
Pitches: 129 vs. Scranton (May, 12, 2023)
Strikeouts: 14 at Scranton (Apr. 24, 2022)
Hits Allowed: 11 vs. Susquehanna (Mar. 26, 2023)



ARIC ANDERSON

19

C, 6-0, 205, JUNIOR, L/R
LAS VEGAS, NEV.
PALO VERDE HS/CHANDLER-GILBERT CC

2024

Rode a strong finish to hit .263 in nine games (5 starts) in his first season with the Owls... Last start at home was a memorable one, collecting a career-high three hits, including his first career double and home run vs. Texas Southern on 5/14... Singled and scored a run in his lone appearance at the AAC Championship, taking over for an injured Manny Garza... Singled at Hawaii on 3/10 for his first career hit... Reached base for the first time in his career with a walk as a defensive replacement vs. Stanford and came around to score his first career run... Made his Rice debut with a start in the series finale at Louisiana. finale at Louisiana.

Prior to Rice

Transfer from Chandler-Gilbert CC in Chandler, Arizona where he helped lead the Coyotes to the NJCAA Region 1 championship series... Hit .383 with four home runs and 19 RBI for Palo Verde HS in Las Vegas, sparking the Panthers to the Class 5A Desert League title while earning All-State honors... Older brother Austin played football at Southern Utah.

Career Stats

Year	Avg	GP	GS	AB	R	H	2B	3B	HR	RBI	TB	SLG%	BB	HBP	SO	GDP	OB%	SF	SH	SB	ATT
2024	.263	14	5	19	4	5	1	0	1	2	9	.474	4	0	8	0	.391	0	0	2	3
Totals	.263	14	5	19	4	5	1	0	1	2	9	.474	4	0	8	0	.391	0	0	2	3

Single Game Highs

At Bats: 4 vs. Houston Christian (Mar. 17, 2024)
Runs: 2 vs. Texas Southern (May 14, 2024)
Hits: 3 vs. Texas Southern (May 14, 2024)
RBI: 2 vs. Texas Southern (May 14, 2024)
Doubles: 1 vs. Texas Southern (May 14, 2024)
Triples: N/A
Home Runs: 1 vs. Texas Southern (May 14, 2024)
Walks: 1, 4x, last vs. Texas Southern (May 14, 2024)



ETHAN ATCHLEY

26

RHP, 6-0, 180, FRESHMAN, R/R
HEATH, TEXAS
ROCKWELL HS

Prior to Rice

Two-time All-District 10-6A for coach Greg Harvey as the Hawks finished 34-9 and advanced to the regional quarterfinals as a senior... Rockwall Harvey won the state 6A title in his freshman year, reached the semifinals in his sophomore season, and the regional quarterfinals the last two years while compiling a 140-39-2 record over that stretch... Struck out 38 and walked 11 in 27.2 innings as a senior with a 1.0 WHIP and 1.80 ERA... All-Texas Region Honorable mention by Perfect Game and Five Tool Baseball All-Academic Team member... Played for D-BAT United in the Five Tool Collegiate League before enrolling at Rice... Member of the National Honor Society... Rockwall ISD Superintendent's Scholar... Participated in the Johns Hopkins Center for Talented Youth program.



VON BAKER

26

RHP, 6-6, 232, GRADUATE, R/R
ST. JOHNSONVILLE, N.Y.
OESJ/CORNELL

Prior to Rice

Grad transfer from Cornell who appeared in 38 career games (13 starts) for the Big Red... Matched his single-season high in appearances (13) in 2024 and earned his first career win against Dartmouth hurling 1.1 shutout innings of relief, striking out two... Earned second win of the year against Penn (May 19) in Cornell's second Ivy League Tournament game... Struck out season-high four batters in 2.2 innings of work against Yale (April 20)... Matched his career high with six strikeouts vs. James Madison on 2/26/23... Set his career high of six strikeouts while working a career-best 6.1 innings vs. Harvard on 3/25/22... Three-time team captain at OESJ High School as a starting pitcher and first baseman. Valedictorian and a member of the National Honor Society. All-State Jazz Band soloist.

Career Stats

Year	ERA	W	L	App	GS	CG	SHO	CB	SV	IP	H	R	ER	BB	SO	2B	3B	HR	Avg	WP	HBP
2022	15.04	0	3	12	4	0	0	0	0	23.1	30	46	39	38	23	5	0	3	.316	13	10
2023	10.55	0	5	13	8	0	0	0	0	29.0	29	40	34	36	23	6	0	3	.266	15	10
2024	8.56	2	0	13	1	0	0	0	0	27.1	26	26	26	23	20	5	1	6	.257	4	9
TOTAL	11.18	2	8	38	13	0	0	0	0	79.2	85	112	99	97	66	16	1	12	.279	32	29

Single Game Highs

Innings Pitched: 6.1 vs. Harvard (Mar. 25, 2022)
Pitches: 97 vs. Harvard (Mar. 25, 2022)
Strikeouts: 6, 2x, last at James Madison (Feb. 26, 2023)
Hits Allowed: 7 vs. Yale (Apr. 3, 2022)

2025 Rice Owls



JACK BEN-SHOSHAN 12

RHP, 6-0, 200, SENIOR, R/R
HOUSTON, TEXAS
ST. JOHN'S HS

Honors

2022, 2023 C-USA Commissioner's Honor Roll... 2024 AAC All-Academic... 2024 Rice Honor-Athlete.

2024

Appeared in 12 games in relief in 2024, 10 of them at home... Worked a scoreless inning with two strikeouts vs. Sam Houston... Also fanned two in an inning vs. Texas A&M Corpus Christi and a pair in a season-high two innings vs. Houston on 3/20... Did not allow a run in four consecutive appearances from 2/20-3/16... Closed the season with a scoreless inning at No. 2 Texas A&M.

2023

Became a reliable component of the Owls bullpen in his first year of pitching ... Tied for fourth on the team with 21 appearances after not making an appearance in the first 11 games ... Allowed only two of 17 inherited runners to score and retired 17 of 21 first batters faced... Led the bullpen with a 3.20 ERA and 1.22 WHIP ... Did not allow a run in 10 of his last 12 appearances ... Made his debut with a scoreless inning vs. UTRGV on 3/7 and followed that with two shutout innings vs. HCU on 3/12 to pick up his first career win and at UAB to earn the final win in the Owls sweep of the series ... Played for Walnut Creek in the California League along with teammate Mark Perkins ... Hit .244 and scored 29 runs in 24 games while also making three relief appearances (1-0, 0.00 ERA 0.72 WHIP, 16 strikeouts in 8.1 innings).

2022

Made 14 starts (10 in center, 3 in left, and 1 in right) and appeared in 30 games as a freshman... Doubled as a pinch hitter at Texas on 2/19 in his collegiate debut... Collected his first career RBI with a double vs. UTSA on 4/16 and followed with another the following day against the Roadrunners... Third RBI of the year was the game-winner in the 12th inning at Houston on 5/17... Two of his three RBI came with two out... Was perfect on four stolen base attempts and his four steals ranked fourth on the team.

Prior to Rice

Helped guide St. John's to the 2021 SPC championship game by hitting .367 with a .549 on-base percentage and 1.065 OPS... Three-time, All-SPC selection who hit .357 in his career (.497 on-base and .995 OPS)... Twice lead the team in batting and led the team with a 1.20 ERA on the mound as a senior... Three-time preseason All-American by PerfectGame.

Career Stats

Year	Avg	GP	GS	AB	R	H	2B	3B	HR	RBI	TB	SLG%	BB	HBP	SO	GDP	OB%	SF	SH	SB	ATT
2022	.115	30	14	52	4	6	2	0	0	3	8	.154	8	3	25	1	.270	0	1	4	4
2023	.000	21	0	0	0	0	0	0	0	0	0	.000	0	0	0	0	.000	0	0	0	0
2024	.000	0	0	0	0	0	0	0	0	0	0	.000	0	0	0	0	.000	0	0	0	0
Totals	.115	51	14	52	4	6	2	0	0	3	8	.154	8	3	25	1	.270	0	1	4	4

Year	ERA	W	L	App	GS	CG	SHO	CB	SV	IP	H	R	ER	BB	SO	2B	3B	HR	BF	Avg	WPHBP
2022	0.00	0	0	0	0	0	0	0	0	0.0	0	0	0	0	0	0	0	0	0	0.000	0
2023	3.20	2	3	21	0	0	0	1	0	25.1	21	9	9	10	21	6	0	1	112	.226	0
2024	9.64	0	0	12	0	0	0	0	0	9.1	16	10	10	6	10	4	1	5	48	.410	0
TOTAL	4.93	2	3	33	0	0	0	1	0	34.2	37	19	19	16	31	10	1	6	150	.280	0

Single Game Highs

At Bats: 5 vs. UTSA (Apr. 17, 2022)
Runs: 1, 4x, last at Charlotte (May 7, 2022)
Hits: 2 vs. UTSA (Apr. 15, 2022)
RBI: 1, 3x, last at Houston (May 17, 2022)
Doubles: 1, 2x, last vs. UTSA (Apr. 16, 2022)
Triples: N/A
Home Runs: N/A
Walks: 2 vs. Harvard (Mar. 5, 2022)
Stolen Bases: 1, 4x, last vs. UTSA (Apr. 17, 2022)
Innings Pitched: 3.1 vs. Incarnate Word (May 9, 2023)
Pitches: 34 vs. Houston (Mar. 20, 2024)
Strikeouts: 3 vs. Louisiana Tech (Apr. 8, 2023)
Hits Allowed: 4, 2x, last vs. Tulane (Mar. 22, 2024)



JACKSON BLANK 55

RHP, 6-2, 208, SOPHOMORE, R/R
MAGNOLIA, TEXAS
WEST HS

Honors

2024 AAC All-Academic

2024

Made continuous strides during his first season on South Main, posting a 2-0 mark with a 5.06 ERA over 21.1 innings covering 16 appearances (1 start)... 2-0 with a 2.84 ERA and 16 strikeouts in eight AAC games (4 ER in 12.2 IP)... Stranded 11 of 14 inherited runners... Allowed only 29% of leadoff hitters to reach (5/18)... Struck out 11 in his last 8.1 innings out of the bullpen, including a pair of season-best games with five strikeouts (at South Florida on 4/21 and at Charlotte on 5/3)... Did not allow a run in two appearances at USF and picked up the win in the finale, striking out five while working a career-best 3.1 innings in relief... Came on with the bases loaded and two out in the fourth and needed just four pitches to end the threat with a strikeout... Earned his first career win with 2.1 scoreless innings in relief vs. UAB on 4/13 as the Owls won in 15 innings... Needed one pitch to close out the 9-3 win over UTSA on 4/27, with a double play... Made his starting debut vs. Incarnate Word on 4/9 and worked a career-long 3.2 innings... 1-0 with a 1.64 ERA and 14 strikeouts in 11 innings in seven appearances on the road.

Prior to Rice

MVP of the 2023 5A Texas State Baseball Championship game as Magnolia West won its first state title in any sport with a 3-2 win over Argyle and finished 13th in the final MaxPreps National Top 25 ... Drove in all three runs with a bases-loaded double in the sixth inning and ended the game by catching a sinking liner ... Father, Matt Blank, won a state title with Arlington Martin in 1993 and went on to pitch for two seasons with the Montreal Expos (2000-01) ... All-State selection as a senior after hitting .400, including a .599 average in the state tournament while also posting a 3-0 record with a pair of saves and a 1.47 ERA on the mound ... Earned All-District 21-5A and All-Montgomery County honors playing safety in football.

Career Stats

Year	ERA	W	L	App	GS	CG	SHO	CB	SV	IP	H	R	ER	BB	SO	2B	3B	HR	BF	Avg	WPHBP
2024	5.06	2	0	16	1	0	0	0	0	21.1	21	12	12	13	23	7	0	3	97	.269	1
TOTAL	5.06	2	0	16	1	0	0	0	0	21.1	21	12	12	13	23	7	0	3	97	.269	1

Single Game Highs

Innings Pitched: 3.2 vs. Incarnate Word (Apr. 9, 2024)
Pitches: 58 at Charlotte (May 3, 2024)
Strikeouts: 5, 2x, last at Charlotte (May 3, 2024)
Hits Allowed: 6 at Charlotte (May 3, 2024)



HIRAM BOCACHICA, JR. 48

INF, 5-7, 155, FRESHMAN, R/R
BAYMON, PUERTO RICO
PUERTO RICO BASEBALL ACADEMY

Prior to Rice

Son of former major leaguer Hiram Bocachica joins the Owls from Puerto Rico Baseball Academy where he played for coach Edwards Guzman... Ranked as the 16th best player in Puerto Rico by Perfect Game... Represented Puerto Rico on a number of national teams, including a 15U team that played in Mexico... Father was taken by the Expos in the first round of the June, 1994 draft (21st overall) and played 272 games over eight seasons in the majors with the Dodgers, Blue Jays, Tigers, A's and Padres.

2025 Rice Owls



BLAINE BROWN

4

OF/LHP, 6-3, 180, FRESHMAN, L/L
PEARLAND, TEXAS
SHADOW CREEK HS

Prior to Rice

All District 22-6A second-team selection as a junior and senior for coach Jose Guerra, the same district that produced fellow Rice freshmen Isaiah Castañeda and Jake Mader-Cooper (Pearland)... Three-year starter and four-year letterman... Was ranked 285th on Perfect Game's MLB Draft Top 400 and named to PG's preseason All-Texas Region team. Father, Chris Brown, was an All-American running back at Colorado and was a third-round pick by Tennessee in the NFL Draft... He rushed for over 3,000 yards in eight seasons, the last two with the Houston Texans... Uncle (Levelle Brown) played football at Northwestern, aunt (Lashawndra Brown) played basketball at North Central College, cousin (Deshaun Brown) played football at Lafayette, and a cousin (Luke Pettaway) is a redshirt freshman defensive back at Purdue.



GUNNETT CARLSON

20

INF, 5-10, 208, JUNIOR, L/R
TAMPA, FLA.
BERKELEY PREP/COLLEGE OF CENTRAL FLA.

Prior to Rice

Transferred to Rice from the College of Central Florida where he played first base and was a teammate of fellow Rice newcomer Ethan Atchley... Second-team All-Citrus Conference pick after hitting .337 and had a 1.045 OPS with 12 homers, nine doubles and 46 RBI and a team-leading 37 walks to post a .455 on base percentage... Transferred to CCF from Florida State where he was teammates with current Owls Treyton Rank and Davion Hickson in 2023... Played in 12 games with the Seminoles and made one start (vs. James Madison on 2/18) in which he collected his first career hit... Hit .222 (2x9) with an RBI and three walks at FSU... Ranked as the No. 11 catcher in Florida by Perfect Game after his senior year at Berkeley Prep in Tampa in 2022... Slashed .378/.504/.555 senior year with 12 doubles, 25 RBI, and 13 runs... named an All-813Preps 2A-5A first-team selection his senior year... Perfect Game All-Region second team... FACA West All-Star selection... No. 9 catcher in Florida per Prep Baseball Report... helped lead the Bucs to region and district championships and a state runner-up finish in 2022... Active in FCA.



MICAH DAVIS

34

RHP, 6-3, 226, SENIOR, R/R
BAYTOWN, TEXAS
HOME SCHOOL

Honors at Rice

C-USA Commissioners Honor Roll 2021, 2022... Rice Honor-Athlete 2024... AAC All-Academic

2025

Looks to return to action after missing the last two years with injuries.

2022

Made eight relief appearances on the season and retired his first hitter in five of eight games... Worked a season-high two innings vs. Houston on 5/4, allowing a pair of hits and walking one while matching his season high with two strikeouts and not allowing a run.

2021

Made 10 appearances during his freshman season, including a pair of spot starts in an opener role... Made his collegiate debut vs. Texas A&M Corpus Christi on 3/6... Struck out the side vs. Southern on 3/20 to post his single-game high... Outing vs. Southern was the first of three consecutive scoreless outings covering five innings, highlighted by a season-best three innings vs. UTSA on 3/26... Made spot starts at ODU (second game on 4/17) and Southern Miss (second game on 4/30)... Tagged with the loss vs. Southern Miss in his final outing of the year.

Prior to Rice

Completed varsity career with the Homeschool Christian Youth Academy (HCYA) in 2020 with a 2.45 ERA and 294 strikeouts in 155 innings... Named a Rawlings PerfectGame Preseason Honorable Mention All-Region... Played summer ball for Houston Kyle Chapman, where he maintained a 1.78 ERA and recorded 101 strikeouts in 78.2 innings.. Father Dana Davis was a four-year baseball letterman at Rice who helped lead the Owls to the program's first conference championship in 1996.



JACOB DEVENNY

24

OF, 5-11, 200, JUNIOR, L/R
PROSPER, TEXAS
PROSPER HS

Honors at Rice

C-USA Commissioner's Honor Roll 2022, 2023... AAC All-Academic 2024

2024

Became a fixture in the lineup over the final 45 games and led the team with 11 HBP, second in runs (31), third vs. RHP (.297), fourth in OBP (.374), and was also the Owls' most effective pinch hitter when not starting a game (3x6)... Had only eight plate appearances in the first 14 games and was 1x6... Entered the starting lineup in the third game at Hawaii and went on to start 40 of the remaining 45 games... Third on the team with a .293 average in AAC games and was second in OBP (.391) and runs (15), third in hits (27), tied for second in doubles (5) and tied for third with 12 RBI in conference games... Reached base in 27 of his last 31 games and drove in 14 runs in his last 24 vs. just two in his first 26 games... Drove in the game-winner with a bunt single in the bottom of the 10th to give the Owls a walk-off win vs. UTSA on 4/26... Hit .323 in 15 starts in April (21x65) as the Owls ended the month 8-7... Second on the team with a .305 average at Reckling Park... Doubled in four straight games from 4/9-13.

2023

Recorded a hit in 10 of 13 starts... Picked up his first career hit and his first career start (at DH on 3/11 vs. HCU) ... Slapped a pinch-hit, RBI single in the first game of the doubleheader vs. LA Tech on 4/8, earning him his first career start in the field in game two (left field)... Drove in the first run in the Owls' 4-0 win over the Bulldogs with an RBI single in the first inning... Went on to hit in five straight from 4/8-4/14... Picked up his first career extra-base hit with a double vs. Lamar on 4/11.

Prior to Rice

Led Prosper to a 25-13 record as a senior while repeating as District 5-6A champions and reaching the 6A regional quarterfinals for the second straight year... First team All-District 5-6A and second team all-state honors as a senior for coach Scott Holder.... Hit .327 with two homers, four triples and five doubles... Also lettered three times in football... Uncle (Ty Hanson) played baseball at UCF.

Career Stats

Year	Avg	GP	GS	AB	R	H	2B	3B	HR	RBI	TB	SLG%	BB	HBP	SO	GDP	OB%	SF	SH	SB	ATT
2023	.194	19	16	62	8	12	1	0	0	3	13	.210	4	4	12	0	.286	0	0	4	4
2024	.258	50	42	155	31	40	8	0	1	16	51	.329	19	11	21	0	.374	2	3	5	6
Totals	.240	69	58	217	39	52	9	0	1	19	64	.295	23	15	33	0	.350	2	3	9	10

Single Game Highs

At Bats: 6, 3x, last vs. Lamar (May 1, 2024)
 Runs: 2, 8x, last vs. UAB (May 22, 2024)
 Hits: 3, 2x, last vs. UTSA (Apr. 26, 2024)
 RBI: 2, 4x, last at Charlotte (May 5, 2024)
 Doubles: 1, 9x, last vs. Florida Atlantic (May 10, 2024)
 Triples: N/A
 Home Runs: 1 vs. Lamar (May 8, 2024)
 Walks: 3 vs. Houston Christian (Mar. 15, 2024)
 Stolen Bases: 1, 8x, last vs. UAB (May 22, 2024)



TREY DUFFIELD

9

OF, 6-3, 229, JUNIOR, R/R
 HOUSTON, TEXAS
 STRAKE JESUIT HS

Honors at Rice

C-USA Commissioner's Honor Roll, 2023

2024

Tied for the team lead with three pinch hits, fifth on the team with four homers, and second on the team with two, four RBI games during the season... Hit .600 with the bases loaded... Came off the bench to key the Owls' sweep at South Florida, going 3x4 with a double and four RBI... Pinch-hit double cleared the bases as part of a five-run third vs. USF on 4/21... Added two singles and drove in a fourth run to tie his career-high for hits and RBI... Slammed a two-out grand slam in the seventh inning vs. HCU on 3/15 to put Rice ahead to stay 10-7... 3x13 in the series at Hawai'i with a double, his first career home run, and three runs scored.

2023:

Appeared in 12 games as a freshman, making four starts in the outfield, coming in six times as a defensive replacement, and appearing twice as a pinch hitter... Collected all three of his hits, including his first career double, in a start at Middle Tennessee on 4/12 Drove in a run with a bases-loaded walk in his first career start at Stanford in game two of the doubleheader on 2/28.

Prior to Rice

Three-year starter for coach Raul Garcia-Rameau at Strake Jesuit along with fellow incoming freshman Garrett Stratton... Unanimous all-state selection as a senior (3rd team as a junior) and a two-time All-District 23-6A honoree... Houston Chronicle All-Greater Houston team... hit .376 with a .494 on-base percentage, a .792 slugging percentage, 57 runs, 40 RBIs, 11 doubles, seven triples, and nine home runs in 125 at-bats, adding 14 stolen bases as a senior... Led Strake to a 29-12-2 record as a senior as the Crusaders reached the Region III 6A championship series after reaching the state semifinals in his junior year... Uncle (Chris Buckle) played baseball at Purdue... Paternal grandfather (Charlie Duffield) pitched in the St. Louis Browns organization... Maternal grandfather (Jack Buckle) played basketball at Texas A&I.

Career Stats

Year	Avg	GP	GS	AB	R	H	2B	3B	HR	RBI	TB	SLG%	BB	HBP	SO	GDP	OB%	SF	SH	SB	ATT
2023	.143	12	4	21	1	3	1	0	0	2	4	.190	2	0	14	0	.217	0	1	0	0
2024	.182	40	23	99	13	18	2	0	4	16	32	.323	8	3	51	1	.264	0	1	3	3
Totals	.175	52	27	120	14	21	3	0	4	18	36	.300	10	3	65	1	.256	0	2	3	3

Single Game Highs

At Bats: 5 at Middle Tennessee (Apr. 23, 2023)
 Runs: 2, 4x, last at South Florida (Apr. 21, 2024)
 Hits: 3, 2x, last at South Florida (Apr. 21, 2024)
 RBI: 4, 2x, last at South Florida (Apr. 21, 2024)
 Doubles: 1, 3x, last at South Florida (Apr. 21, 2024)
 Triples: N/A
 Home Runs: 1, 4x, last at East Carolina (May 17, 2024)
 Walks: 3 vs. UAB (Apr. 13, 2024)
 Stolen Bases: 1, 3x, last at Charlotte (May 3, 2024)



BARRETT ELDRIDGE

45

INF, 6-3, 212, JUNIOR, R/R
 ATLANTA, GA.
 WALTON HS/GEORGIA HIGHLANDS

Prior to Rice

NJCAA All-American selection last year at Georgia Highlands after a breakout season that saw him lead the Chargers to the semifinals of the NJCAA World Series before falling to eventual champion Blinn... Slashed .416/.515/.841, tying for second nationally with 25 homers and ranking sixth with 85 RBI and 13th with 78 runs... Georgia Collegiate Athletic Association Player of the Year after winning the triple crown (.416/25/85)... Set school records for homers, RBI, slugging percentage and on-base percentage... He slammed a career-high three homers vs. East Georgia State on 3/27 and matched his career high with six RBI... Drove in four runs or more seven times... Hit .231 with one homer and seven RBI as a freshman at Georgia Highlands... Two-year starter for coach Shane Amos at Walton HS (Marietta, GA), hitting .392 with 12 homers and 83 RBI in two seasons.



AUSTIN EPPLEY

11

RHP/UT, 6-1, 207, JUNIOR, L/R
 JACKSONVILLE, FLA.
 EPISCOPAL HS/COLLEGE OF CENTRAL FLORIDA

Prior to Rice

Transferred to Rice from the College of Central Florida where he both pitched and played first base and was a teammate of fellow Rice newcomer Gunneth Carlson... Was 1-0 in four starts on the mound with a 5.54 ERA and 1.46 WHIP (13.0, 12, 10, 8, 7, 15) and hit .256 with six homers and 19 RBI in 33 games as a sophomore... Was 1-0 with a 5.63 ERA and 19 Ks in 16 innings over 12 relief outings as a freshman as the Patriots captured the 2023 NJCAA Division 1 National Championship... Hit .333 with two RBI in the national tournament. Prepped at Episcopal School in Jacksonville, Florida for coach Mike Jones and hit .319 as a senior while posting a 2.93 ERA as the Eagles won the district title in his senior year... Two-time FCSAA All-Academic Team. Selection... Each of his three sisters played sports at the intercollegiate level: Kamryn (Stetson softball 2021-present), Brittany (Jacksonville softball 2009-2011), and Kasse (UNF volleyball and softball 1992-1994).



ROBERT FERNANDEZ

53

RHP, 6-0, 214, SENIOR, R/R
 MIAMI, FLA.
 BELEN JESUIT HS/MIAMI-DADE CC

2024

0-4 with a 3.86 ERA in nine appearances (five starts) in his first season at Rice... Allowed 10 earned in his first five appearances (15 IP), but just two in his last 13 before his season was cut short after a collision at first base vs. UAB on 4/13... Tossed 6.1 scoreless innings in two relief appearances in the AAC with seven strikeouts and posted a 2.57 ERA in five games (two starts) at Reckling Park... Struck out a career-high four in four shutout innings vs. Memphis on 4/13 and followed that with 2.1 scoreless vs. UAB before exiting the game... Worked a career-high five innings in start at Houston on 5/19 (5, 5, 3, 2, 3)... Retired nine of his last 11 Cougars and then retired the first 11 Sam Houston hitters in his next start (3/26)... Allowed just one hit and one run in four innings in his second career start, on 3/5 vs. Prairie View (4, 1, 1, 12, 2)... Took the loss as an opener vs. LSU (1.2, 2, 3, 3, 2, 1)... Retired the Tigers in order in the first... Worked two innings in his Rice debut vs. Sam Houston on 2/20.

2025 Rice Owls

Prior to Rice

Transfer from Miami-Dade College ... Struck out 22 in 20 innings as a freshman and MDC ... Played at Belen Jesuit Prep for coach Gerard Albert but missed most of his senior year recovering from an injury, but did strike out seven in 6.1 innings and saw his junior year limited to eight games due to the pandemic.

Career Stats

Year	ERA	W	L	App	GS	CG	SHO	CB	SV	IP	H	R	ER	BB	SO	2B	3B	HR	BF	Avg	WPHBP	
2024	3.86	0	4	9	5	0	0	0	0	28.0	23	17	12	12	19	5	1	1	119	.225	5	3
TOTAL	3.86	0	4	9	5	0	0	0	0	28.0	23	17	12	12	19	5	1	1	119	.225	5	3

Single Game Highs

Innings Pitched: 5.0 at Houston (Mar. 19, 2024)
 Pitches: 69 at Sam Houston (Mar. 26, 2024)
 Strikeouts: 4 vs. Memphis (Apr. 6, 2024)
 Hits Allowed: 5 at Houston (Mar. 19, 2024)



MARCO FUENTES

31

RHP, 6-1, 185, SOPHOMORE, R/R
 MIAMI, FLA.
 MIAMI DADE HS

2024

Did not see any action.

2023

Missed the season due to an injury.

Prior to Rice

Posted a 9-1 record with a 1.32 ERA and 1.01 WHIP while fanning 104 in 63.2 innings to lead Behlen Jesuit Prep to the 16-5A district title as a senior for coach Jerry Albert.. Three-year starter for the Wolverines... Older brother Nick is a sophomore catcher at St. Thomas in Miami... Grandfather (Ernest Desperito) played baseball and football at Fordham and played in the Phillies organization.



REED GALLANT

13

RHP, 6-1, 193, GRADUATE, R/R
 FLOWER MOUND, TEXAS
 MARCUS HS/CLEMSON

Honors at Rice

C-USA Commissioner's Honor Roll: 2021, 2022... AAC All-Academic 2024... Rice Honor-Athlete (2024)

2024

Made five appearances after missing all of 2023 with an injury... Returned to action with a scoreless inning vs. LSU on 2/28... Credited with his second career save when he came on to get the final out vs. Texas A&M Corpus Christi on 4/10... Also worked a scoreless inning in the Owls' 8-6 win at Lamar on 5/1.

2023

Did not see any action during the season... Played for the Fond Du Lac DockSpiders in the Northwoods League in the summer and was second on the team with 42 strikeouts and 16 appearances (2 starts).

2022

Appeared in a career-high 12 games, all in relief... Struck out a season-high two in back-to-back appearances vs. Harvard (3/6) and Texas Tech (3/13)... Worked scoreless innings vs. Lamar (2/26), Harvard (3/5 Game 1), Texas A&M CC (3/30) and Middle Tennessee (5/15).

2021

Posted a 2-1 record in 11 games (one start) in his first collegiate action... Opened the year by throwing 9.1 scoreless innings in a pair of relief outings and picked up a win in his debut (2/22 vs. HBU)... Combined with starter Roel Garcia on a three-hit shutout of the Huskies, with Garcia closing the game out with five hitless innings (5,0,0,0,2,5)... Five strikeouts were his season-high... Tossed 4.2 shutout innings at Louisiana in his next outing (2/27)... Made his starting debut vs. Texas State on 3/7, taking the loss (2,5,3,1,1)... Allowed just one home run in 26.1 innings and none over his last 15 innings.

Prior to Rice

Compiled a 2-0 record, a 1.71 ERA, 22 strikeouts, .123 opponents' batting average, and 0.796 WHIP in 16.1 innings at Flower Mound Marcus HS when the 2020 season came to an early end... Named a Rawlings PerfectGame Preseason All-America Honorable Mention, as well as a First Team Texas Region All-High School Senior by the same organization... Played summer ball for STIX and was named to the all-tournament team at the 2019 WWBA World Championship held in Jupiter, Fla.

Career Stats

Year	ERA	W	L	App	GS	CG	SHO	CB	SV	IP	H	R	ER	BB	SO	2B	3B	HR	BF	Avg	WPHBP	
2021	6.49	2	1	11	1	0	0	1	1	26.1	28	25	19	16	17	10	0	1	127	.277	5	3
2022	13.09	0	1	12	0	0	0	0	0	11.0	13	16	16	11	7	6	0	3	59	.289	0	3
2024	6.75	0	0	5	0	0	0	0	1	2.2	2	2	2	4	2	1	0	0	14	.250	1	0
TOTAL	8.32	2	2	28	1	0	0	1	2	40.0	43	43	37	31	26	17	0	4	200	.279	6	6

Single Game Highs

Innings Pitched: 5.0 vs. Houston Baptist (Feb. 22, 2021)
 Pitches: 65 vs. Houston Baptist (Feb. 22, 2021)
 Strikeouts: 5 vs. Houston Baptist (Feb. 22, 2021)
 Hits Allowed: 5, 2x, last vs. UTSA (Mar. 27, 2021)



COLE GREEN

2

INF, 6-0, 175, FRESHMAN, R/R
 INDIAN TRAIL, N.C.
 SUN VALLEY HS

Prior to Rice

Southern Carolina Conference Player of the Year as a senior under coach Nathan Wheatley at Sun Valley HS (Monroe, NC) after hitting .420 with eight homers and 26 RBI while also stealing 18 bases in 24 games... Was 1-0 with four saves and 1.75 ERA as a reliever as a senior... Hit .336 with 19 homers, 21 doubles, 69 RBI and 38 stolen bases in his career.



DAVION HICKSON

38

RHP, 6-2, 208, JUNIOR, R/R
 PALMETTO, FLA.
 IMG ACADEMY/FLORIDA STATE

Prior to Rice

One of two transfers (Trenton Rank) from Florida State to join the Owls ... Pitched in one game for the Seminoles last season, working a scoreless inning with a strikeout at Virginia on 3/26/23 ... Graduated from IMG Academy in Bradenton, Florida, where he was teammates with Jaden Stockton ... Ranked the No. 9 right-handed pitcher in Florida and No. 210 overall prospect by Perfect Game ... Posted a 1.60 earned run average with 30 strikeouts in 30.2 innings during senior season ... Top pitcher at the Perfect Game High School Showdown.

Career Stats

Year	ERA	W	L	App	GS	CG	SHO	CB	SV	IP	H	R	ER	BB	SO	2B	3B	HR	BF	Avg	WPHBP	
2023	0.00	0	0	1	0	0	0	0	0	1.0	0	0	0	0	1	0	0	0	4	.000	0	1
2024	3.62	3	2	27	0	0	0	0	6	54.2	39	23	22	33	64	5	1	2	237	.206	3	9
TOTAL	0.00	3	2	28	0	0	0	0	6	55.2	39	23	22	33	65	5	1	2	241	.203	0	10

Single Game Highs

Innings Pitched: 6.0 vs. Memphis (Apr. 5, 2024)
 Pitches: 84 at East Carolina (May 17, 2024)
 Strikeouts: 10 at Charlotte (May 5, 2024)
 Hits Allowed: 6 at East Carolina (May 17, 2024)

2025 Rice Owls



MAX JOHNSON

3

INF, 6-1, 192, SENIOR, S/R
MASON, IND.
MASON HS/INDIANA

Honors at Rice

C-USA Commissioner's Honor Roll, 2023

2024

Battled back from an early-season injury to deliver some key hits for the Owls at the end of the season... Started the last four games at third and hit in three of four, including a pair of two-hit, two RBI games in the AAC Championship... Led the Owls with four RBI at the tournament... Drove in his first run of the year vs. Prairie View but suffered an injury on a collision at first in the top of the ninth and did not return to action until a start vs. Houston on 4/2... Injury came the night before the Owls departed for their series against Hawai'i in Honolulu... Singled in four trips in his return to action vs. Houston... Doubled in a pair of runs as part of a 2x3 effort at ECU on 5/17... Collected his second double against UAB at the AAC Championship and drove in two... 2x3 with another two RBI in the Owls' 8-7 loss to ECU to end the season.

2023

Started 18 of the first 24 games (13 at short, 5 at third) before suffering an injury on 3/26 that held him out of action until 5/7 ... Reached base in 18 of 53 plate appearances and scored 11 runs 12 games after his return ... Hit in six of his first eight starts (.310, 9x29) and scored 11 runs over that span, including four vs. Houston on 5/0 ... Made 13 starts at short, nine in left, seven at third and one at second ... Was second on the team with 17 walks when he was injured... 4x12 with three RBI vs. HCU ... Matched his career high with three RBI vs. Louisiana on 2/19 and again vs. Prairie View on 5/17.

Indiana

Appeared in 11 games (10 starts) for the Hoosiers in 2022... Hit .148 and drove in three in 27 at bats... Collected hits in consecutive games vs. Nebraska (4/23-24) and vs. Illinois (4/29-30)... Drove in his season high of two runs vs. Nebraska on 4/23.

Prior to Indiana

Played for head coach Curt Bly at Mason High School, where he was rated the No. 13 prospect and No. 2 shortstop in Ohio by Perfect Game ... Invited to the Perfect Game National Showcase and Junior National Showcase ... Guided to the Comets to three Greater Miami Conference titles ... Tabbed All-Central Region by Perfect Game as a junior and senior ... Tabbed Underclass All-American by Perfect Game as a sophomore ... Selected first-team all-state as a senior ... Garnered first-team all-district, all-city and all-Greater Miami Conference his final prep season ... Also lettered twice in basketball ... Helped the basketball team to a pair of OHSAA state tournament sectional titles ... Father, Gus Johnson, lettered in basketball at Ohio ... Grandmother, Sally Johnson, lettered in swimming at Bowling Green ... Uncles, Scott Johnson (Miami (Ohio)) and Travis Lutz (Ohio State), lettered in football... Cousin, Jeremy Ebert, lettered in football at Northwestern and was selected in the seventh round of the 2012 NFL Draft... Cousin, David Williams, lettered in baseball at Xavier.

Career Stats

Year	Avg	GP	GS	AB	R	H	2B	3B	HR	RBI	TB	SLG%	BB	HBP	SO	GDP	OB%	SF	SH	SB	ATT
2022	.148	11	10	27	5	4	1	0	0	3	5	.185	7	1	12	1	.333	1	2	1	2
2023	.168	31	30	95	20	16	0	0	0	10	16	.168	25	6	29	0	.373	0	4	2	2
2024	.120	27	16	50	10	6	2	0	0	7	8	.160	9	1	15	0	.262	1	2	2	4
Total	.151	69	56	172	35	26	3	0	0	20	29	.169	41	8	56	1	.336	2	8	5	8

Single Game Highs

At Bats: 5, 5x, last vs. Memphis (Apr. 5, 2024)
Runs: 4 vs. Houston (May 10, 2023)
Hits: 3 vs. Prairie View A&M (May 16, 2023)
RBI: 3, 2x, last vs. Prairie View A&M (May 16, 2023)
Doubles: 1, 2x, last vs. UAB (May 22, 2024)
Walks: 3, 2x, last at UAB (Mar. 19, 2023)



MADDOX KEO

1

LHP, 5-9, 160, FRESHMAN, L/L
WILLIS, TEXAS
WILLIS HS

Prior to Rice

First-team All-District 13-6A selection and All-VYPE Public School Baseball as a senior for coach Brett Washburn after earning second-team honors as a junior... Posted a 6-2 record with a 1.14 ERA and 115 strikeouts in 73.2 inning as Willis reached the regional semifinals before falling to eventual state champion Tomball... Selected to play in the GHBCA All-Star game.



J.D. MCCRACKEN

29

LHP, 6-3, 215, SENIOR, L/L
MURFREESBORO, TENN.
MIDDLE TENNESSEE CHRISTIAN SCHOOL/TENNESSEE

Honors at Rice

C-USA Commissioner's Honor Roll, 2023

2024

Reached career highs across the board, including wins (4), innings pitched (77.1), starts (15), and strikeouts (65)... Tied for the team lead with 15 starts and second in wins, innings and strikeouts... Ranked tenth in the AAC with 77.1 innings and tied for fifth with five homers allowed... Ended the season having made 26 consecutive starts without missing a turn in the rotation... 2-4 with a 4.64 ERA in eight starts at home this year and allowed just one homer in 42.2 innings... 2-6 with a 4.52 ERA in his career at Reckling (42 ER in 83.2 IP) over 17 games (15 starts)... Tossed six shutout innings and held East Carolina to just two hits in the Owls' first ever game in the AAC tournament, bouncing back from a rough outing against the Pirates in Greenville four days earlier (1,1,4,2,4,1)... Earned his fourth win of the year while working into the ninth vs. UTSA on 4/27 (8.1, 6,3,3,3,2)... Tossed the Owls' first complete game in nearly five years, 6-1 at Louisiana to clinch the Owls' first-ever series win in Lafayette (9,6,1,1,1,11)... Scattered six hits and walked only one while striking out a career-high 11. Struck out three in the seventh while working around a double, then struck out the side to end the game... Retired eight of nine leadoff hitters and retired all nine hitters with runners in scoring position... The complete game was the first by an Owl since Matt Canterino went the distance vs. FIU at Reckling Park on April 5, 2019 (9,5,5,3,7) and was the first by an opponent at Louisiana's M.L. "Tigue" Moore Field at Russo Park in nearly two years... Named to the AAC Honor roll for his efforts, was the only AAC pitcher of the four contenders for the Golden Spikes Award Performance of the Week, and was the highest scoring AAC pitcher (tied for seventh nationally) in D1Baseball's weekly ranking of the top pitching performances as compiled by 6-4-3 Charts using Bill James game score formula.

2023

Finished second on the team with 13 starts, 71.2 innings, and 58 strikeouts in his first extensive collegiate action ... Closed the regular season strongly, posting a 3.29 ERA over his last two starts, highlighted by a C-USA Pitcher of the Week performance vs. FIU to set the stage for the Owls' postseason-clinching win... Held the Panthers to a first-inning double over 7.2 innings while striking out six and walking just two ... Retired 17 in a row at one point vs. the Panthers ... Struck out a season-high seven in five innings vs. DBU ... Opened the year with a start vs. Louisiana in the opening series then made five appearances in relief before making a midweek start vs. Texas A&M on 3/8 where he was tagged with his first career loss ... Worked 3.2 scoreless innings in relief vs. HCU on 3/12 and then returned to the starting rotation when C-USA play began ... Made 10 starts in conference play, nine in the second spot in the rotation while opening the Middle Tennessee series ... 1-3 with a 4.69 ERA in 10 conference starts (48, 44, 31, 25, 21, 36)... Earned the win over UTSA on 3/25

2025 Rice Owls

... Held righthanded hitters to a .226 average (40x177).

2022 Tennessee

Made three appearances for the Vols in 2022... Gave up three runs in 0.1 innings in his debut vs. Bellarmine on 4/19 but did not allow run in three innings over his final two appearances... Struck out a pair vs. Alabama A&M on 5/3.

Prior to Tennessee

Division II All-State selection and Tennessee's Division II Mr. Baseball as a senior at Middle Tennessee Christian School in Murfreesboro in 2021... Posted a perfect 9-0 record with a 0.13 ERA and 103 strikeouts in 53.0 innings pitched and also batted .420 with five homers and 40 RBIs as a senior in 2021.. Struck out 16 to set the school single-game record and set season records for ERA (0.13), wins (9), shutouts (4), WHIP (0.60) and opponent batting average (.114)... Graduated with school records for lowest career ERA (0.47) and career strikeouts (218)... Participated in Perfect Game 2020 National Showcase and ranked as the No. 279 player overall and No. 12 player in Tennessee by Perfect Game.

Career Stats

Year	ERA	W	L	App	GS	CG	SHO	CB	SV	IP	H	R	ER	BB	SO	2B	3B	HR	BF	Avg	WP	HBP
2022	8.10	1	0	3	0	0	0	0	0	3.1	5	3	3	1	2	3	0	1	16	.333	0	0
2023	5.53	1	5	19	13	0	0	0	0	71.2	62	51	44	36	58	9	0	6	323	.237	3	18
2024	5.35	4	7	16	15	1	0	0	0	77.1	71	57	46	52	65	17	0	5	368	.246	6	19
TOTAL	5.50	6	12	38	28	1	0	0	0	152.1	113	119	89	125	29	0	12	707	.244	9	37	

Single Game Highs

Innings Pitched: 9.0 at Louisiana (Feb. 24, 2024)
 Pitches: 124 at Louisiana (Feb. 24, 2024)
 Strikeouts: 11 at Louisiana (Feb. 24, 2024)
 Hits Allowed: 10 at South Florida (Apr. 20, 2024)



TOBIAS MOTLEY

21

INF, 6-2, 201, SOPHOMORE, R/R
 HOUSTON, TEXAS
 CY RANCH HS

2024

Played in 44 games and made 40 starts, including 39 at third, in his initial season with the Owls... Led the Owls with five stolen bases in AAC games and was tied for four with two homers in conference games... Hit three homers in his last 17 games after none in his first 27... Hit .364 in the series win over UTSA (4x11) with a single, double, and his first career triple and home run, along with a team-best five runs... Doubled twice vs. UAB on 4/13... 2x3 with a double for his first collegiate hit in his starting debut at Hawai'i... Made his debut as a pinch hitter vs. LSU and drew a walk in his second appearance (vs. Prairie View).

Prior to Rice

Second-team, All-District 16-6A as a junior for coach Cory Cephus at Cy Ranch HS before an injury limited him to 18 games as a senior... Hit .314 in his career for the Mustangs.

Career Stats

Year	Avg	GP	GS	AB	R	H	2B	3B	HR	RBI	TB	SLG%	BB	HBP	SO	GDP	OB%	SF	SH	SB	ATT
2023	.214	44	40	145	21	31	8	1	3	15	50	.345	15	4	60	2	.299	3	0	6	7
Total	.214	44	40	145	21	31	8	1	3	15	50	.345	15	4	60	2	.299	3	0	6	7

Single Game Highs

At Bats: 6, 2x, last vs. UAB (Apr. 13, 2024)
 Runs: 3 vs. UTSA (Apr. 26, 2024)
 Hits: 3 at Lamar (May 1, 2024)
 RBI: 2, 2x, last vs. UTSA (Apr. 26, 2024)
 Doubles: 2 vs. UAB (Apr. 13, 2024)
 Triples: 1 vs. UTSA (Apr. 26, 2024)
 Home Runs: 1 vs. UTSA (Apr. 26, 2024)
 Walks: 1, 15x, last vs. East Carolina (May 24, 2024)
 Stolen Bases: 2 at Charlotte (May 5, 2024)



MARK PERKINS

32

RHP, 6-1, 207, SENIOR, R/R
 HOUSTON, TEXAS
 STRATFORD HS

Honors at Rice

Rice Scholar-Athlete 2024...C-USA Commissioner's Academic Medal 2022, 2023...C-USA Commissioner's Honor Roll 2022, 2023...AAC All-Academic 2024

2024

2-0 with a career-best 4.86 ERA in 10 appearances while striking out a career-best 18 in 16.2 innings and holding hitters to a career-low .186 batting average... Made six appearances in May, tying for second on the team after just four to open the season... 1-0 with a 4.63 ERA in May with 12 strikeouts in 11.2 innings... Picked up his second win of the year with three hitless innings vs. TSU on 5.14... Worked two scoreless innings and struck out three in his first AAC action in Game One vs. FAU on 5/11... Earned his first win with a season-best 3.2 innings and a career-high five strikeouts vs. Texas A&M Corpus Christi on 4/10... Second win came courtesy of three shutout innings vs. Texas Southern... Earned All-Star honors while pitching for Charlottesville in the Valley League over the summer... was 3-0 with an 0.58 ERA in eight games (seven starts) and also started the All-Star Game. Earned All-Star honors while pitching for Charlottesville in the Valley League over the summer... was 3-0 with an 0.58 ERA in eight games (seven starts) and also started the All-Star Game.

2023

Made 12 appearances, 11 in relief and one start... Allowed only one hit and fanned a career-high four in four shutout innings in relief vs. Houston on 5/3... Did not allow a run in six of 11 appearances... Stranded eight of nine inherited runners. Pitched for Walnut Creek in the California League in the summer along with teammate Jack Ben-Shoshan... Made 10 appearances (9 starts) and was 1-2 with a 4.85 ERA and 1.72 WHIP. Fanning 28 in 39 innings.

2022

Made 14 appearances, including three starts, in his initial campaign with the Owls... 1-0 with a 4.40 ERA in 11 relief outings, including a 1.13 ERA in four relief outings in Conference USA action... Picked up his first career win with three innings in relief vs. SFA on 3/15... Worked a career-long four innings out of the pen at Charlotte on 5/7.

Prior to Rice

2021 District 17-6A Pitcher of the Year at Stratford for coach Keith Humphreys...Posted a 7-1 record with a 1.83 ERA and 69 strikeouts in 53.2 innings as the Spartans reached the second round of the 6A state playoffs... A three-year starter in baseball and a two-year starter in basketball... Valedictorian... National Merit Scholar Qualifier.

Career Stats

Year	ERA	W	L	App	GS	CG	SHO	CB	SV	IP	H	R	ER	BB	SO	2B	3B	HR	BF	Avg	WP	HBP
2022	6.94	1	1	14	3	0	0	0	0	23.1	28	24	18	22	9	3	2	0	124	.304	6	7
2023	7.80	0	0	12	1	0	0	0	0	15.0	18	14	13	6	12	4	1	4	69	.295	2	1
2024	4.86	2	0	10	0	0	0	1	0	16.2	11	9	9	10	18	2	0	2	75	.186	4	5
TOTAL	6.55	3	1	36	4	0	0	1	0	55.0	57	47	40	38	39	9	3	6	268	.269	12	13

Single Game Highs

Innings Pitched: 4.0, 2x, last vs. Houston (May 3, 2023)
 Pitches: 72 at Charlotte (May 7, 2022)
 Strikeouts: 5 vs. Texas A&M-Corpus Christi (Apr. 10, 2024)
 Hits Allowed: 7 vs. Middle Tennessee (May 15, 2022)



TREYTON RANK

6

INF, 6-0, 210, SENIOR, R/R
MONTICELLO, FLA.
BUFORD HS/FLORIDA STATE

Honors:

All-ACC Academic Team 2023... ACC Honor Roll 2022... AAC All-Academic 2024

2024

Led the Owls with 63 hits, 16 doubles, and 40 RBI... Made 52 starts at first base and led the AAC with 56 double plays, 529 chances, and 491 putouts... Finished ninth in the AAC with 16 doubles, 228 at bats and six sacrifice bunts (all games)... Second on the team with a .312 average in AAC games (34x109) and in AAC games was fifth with 109 at-bats, eighth with eight doubles, ninth with 24 RBI and 10th with 34 hits and 10th with one triple... One of two Owls (Jack Riedel) who started every game in 2024... 59 starts were the most by an Owl since 2019... Second on the team with a .339 average in April and drove in 18 runs in 15 games during the month... Earned a spot on the AAC Honor Roll after leading the Owls' offensive surge at USF... Hit .571 in the three games, drove in eight and scored four, and broke open a 3-3 tie in the series opener with a three-run homer in the seventh inning... The long ball was his first as an Owl and first since hitting one for Florida State against Auburn in the 2022 NCAA Regional... Had multiple hits in five straight games from 4/19-27... Opened the season 3x22 at home (.136) but hit .326 (33x101) the rest of the way to finish at .292... Picked up Rice's first hit, double, triple, and RBI in the AAC vs. Tulane on 3/22... Hit .583 in the three games vs. the Green Wave and slugged .917.

Prior to Rice

One of two transfers (Davion Hixon) from Florida State to join the Owls ... Hit .288 in 47 games (39 starts) in 2023 with 23 runs, five doubles, two triples, and 10 RBI ... Started 16 games in left field, 13 in center field, nine in right field and one as the designated hitter... Hit .278 over 45 games (23 starts) as a freshman ... Slugged his first career home run in the NCAA Regional against Auburn, when he was 2-for-2 with four RBI as a pinch hitter ... Made 10 starts at second base, five in left field, three at shortstop, three at second base and one at both first base and center field.. Started at first, second, and third base in the three-game series at Clemson ... Graduated from Buford High School in Buford, Georgia ... Also played football and basketball in high school...2021 All-County, All-Region first team and Defensive Player of the Year ... Gwinnett Daily Post All-Star... 2018 and 2021 first team All-State...2019 Georgia state champion in football, helping Buford to a 17-14 win over Warner Robins.

Career Stats

Year	Avg	GP	GS	AB	R	H	2B	3B	HR	RBI	TB	SLG%	BB	HBP	SO	GDP	OB%	SF	SH	SB	ATT
2022	.278	45	23	90	15	25	3	2	1	14	35	.389	8	2	26	1	.350	0	0	5	8
2023	.288	47	39	153	23	44	5	2	0	10	53	.346	12	2	33	1	.345	1	0	4	6
2024	.276	59	59	228	22	63	16	1	2	40	87	.382	25	10	55	3	.368	3	6	5	7
Total	.280	151	121	471	60	132	24	5	3	64	175	.372	45	14	114	5	.358	4	6	14	21

Single Game Highs

At Bats: 7 vs. UAB (Apr. 13, 2024)
Runs: 2, 14x, last vs. UAB (May 22, 2024)
Hits: 4, 2x, last at South Florida (Apr. 20, 2024)
RBI: 4, 5x, last at South Florida (Apr. 20, 2024)
Doubles: 1, 24x, last vs. UAB (May 22, 2024)
Triples: 1, 5x, last vs. Tulane (Mar. 22, 2024)
Home Runs: 1, 3x, last at Charlotte (May 5, 2024)
Walks: 2, 6x, last vs. East Carolina (May 21, 2024)



MATTHEW RHEAUME

39

RHP, 6-5, 221, JUNIOR, R/R
HOUSTON, TEXAS
MEMORIAL HS

Honors:

AAC All-Academic 2024

2024

Made three appearances in relief for the Owls... Made his debut vs. LSU where he worked 0.1 innings and recorded his first career strikeout... Worked a season-long 0.2 innings with a strikeout vs. Texas A&M Corpus Christi, retiring the first two in the ninth before Reed Gallant came on to finish off the 5-2 win.

Prior to Rice

Transfer from Weatherford College where he posted a 4.31 ERA in 15 appearances (five starts) for the Coyotes, who advanced to the NJCAA Division I World Series and finished third ... Fanned 37 in 31.1 innings ... Prepped at Memorial HS in Houston for coach Jeremy York as did current Rice teammates Ben Dukes, Jackson Mayo, Jack Riedel, and Tom Vincent ... Averaged 12.8 strikeouts per nine innings ... Played defenseman on a top 50 16U AA hockey travel team.

Career Stats

Year	ERA	W	L	App	GS	CG	SHO	CB	SV	IP	H	R	ER	BB	SO	2B	3B	HR	BF	Avg	WP	HBP
2024	18.00	0	0	3	0	0	0	0	0	1.0	1	2	2	6	2	0	0	0	11	.250	1	1
TOTAL	18.00	0	0	3	0	0	0	0	0	1.0	1	2	2	6	2	0	0	0	11	.250	1	1

Single Game Highs

Innings Pitched: 0.2 vs. Texas A&M-Corpus Christi (Apr. 10, 2024)
Pitches: 25 at Texas A&M (May 7, 2024)
Strikeouts: 1, 2x, last vs. Texas A&M-Corpus Christi (Apr. 10, 2024)
Hits Allowed: 1 vs. Texas A&M-Corpus Christi (Apr. 10, 2024)



LORENZO RIOS

44

C, 6-2, 205, JUNIOR, R/R
YORKVILLE, ILL.
YORKVILLE HS/NORTHWESTERN

Prior to Rice

Transferred from Northwestern after hitting .262 in 24 games (18 starts) and slashing .262/.366/.475... Eight of his 16 hits were for extra bases (eight doubles, one triple, one home run)... Hit .250 in five games vs. AAC teams (2x8 in two games vs. Tulane and 2x8 in three games vs. UTSA) with three of his eight doubles... Drove in a career-high four vs. Maryland on 4/13... First home run came vs. Began his collegiate career at Presbyterian College (Clinton, S.C.) ... Played in 34 games with 14 starts ... made 12 starts at designated hitter and a start apiece at first base and behind the plate ... totaled 10 hits with a pair of doubles and a homer ... scored eight runs and drove in six runs ... tallied a season-high three hits including his first career homer against Georgia State (3/4/23) ... scored two runs while drawing three walks against Western Michigan (3/7/23) ... reached base via a hit by pitch four times ... recorded two RBIs against Wofford and Campbell... All-Area and All Southwest Prairie Conference selection as a senior at Yorkville ((IL) High School in 2022 as the Foxes finished 29-8 and captured the conference title... Hit .374 and posted a .488 OBP.

Career Stats

Year	Avg	GP	GS	AB	R	H	2B	3B	HR	RBI	TB	SLG%	BB	HBP	SO	GDP	OB%	SF	SH	SB	ATT
2023	.164	34	14	61	8	10	2	0	1	6	15	.246	9	4	23	2	.307	1	0	0	1
2024	.262	24	18	61	10	16	8	1	1	11	29	.475	5	5	12	1	.366	0	2	0	0
Total	.213	58	32	122	18	26	10	1	2	17	44	.369	14	9	35	3	.336	1	2	0	1

Single Game Highs

At Bats: 5 at Winthrop (Apr. 15, 2023)
Runs: 2, 4x, last vs. Milwaukee (May 8, 2024)
Hits: 3 vs. Georgia State (Mar. 4, 2023)
RBI: 4 vs. Maryland (Apr. 13, 2024)
Doubles: 2 vs. Maryland (Apr. 13, 2024)
Triples: 1 vs. Milwaukee (May 8, 2024)
Home Runs: 1, 2x, last vs. Valparaiso (May 14, 2024)
Walks: 3, 2x, last at Bethune-Cookman (Mar. 2, 2024)

2025 Rice Owls



COLIN ROBSON

10

OF, 6-2, 185, FRESHMAN, L/R
SOUTHLAKE, TEXAS
SOUTHLAKE CARROLL HS/DUKE

Prior to Rice

Transferred to Rice in January of 2024 after spending the fall semester at Duke and received a redshirt... Played for the Peninsula Oilers in the Alaska Baseball League in the summer of 2024 and was named to the All-ABL team and Silver Slugger after slashing .308/.409/.466, leading the league with 24 RBI... Tied for second with four homers and finished fifth with a .308 average ... All-District 4-6A selection as a senior for coach Larry Vucan at Southlake Carroll and a two-year starter in the outfield for the Dragons who captured the 2022 Texas 6A state title... Hit .338 as a senior and had a .448 OBP... 2022 and 2023 Rawlings and Perfect Game All-American; Rated Top 20 Outfielder in Texas and a National Top 500 Overall Prospect in 2023 by Perfect Game... National Honor Society... Young Men's Service League.

2023

Appeared in 31 games and made 24 starts as a freshman (16 as the DH and eight at catcher) ... Made his debut with a start at DH vs. Louisiana on 2/18 and he walked four times which remained the season high all year ... Drove in his first career run in the same game with a ground out ... Collected his first two hits vs. Sam Houston on 2/22 ... Made his first start at catcher in the 2nd game of the doubleheader at Stanford on 2/25 and was 2x3 with a pair of doubles and two runs scored ... Had his first career three-hit game on 3/28 at Lamar ... Hit .250 (2x8) in the home series with UTSA with his first career homer and a team-leading three RBI.

Prior to Rice

All SPC selection and team MVP at Episcopal for coach Matt Fox as the Knights finished the year 23-9, losing in the SPC title game... Houston Chronicle hitter of the year for private schools after hitting .540 with six homers. 14 doubles and five triples while driving in 47 runs in 32 games.

Career Stats

Year	Avg	GP	GS	AB	R	H	2B	3B	HR	RBI	TB	SLG%	BB	HBP	SO	GDP	OB%	SF	SH	SB	SB	ATT
2023	.179	31	24	84	12	15	4	0	1	12	22	.262	22	0	26	0	.343	2	2	2	2	2
Total	.179	31	24	84	12	15	4	0	1	12	22	.262	22	0	26	0	.343	2	2	2	2	2

Single Game Highs

At Bats: 5, 3x, last at Middle Tennessee (Apr. 23, 2023)
Runs: 3 vs. UTSA (Mar. 25, 2023)
Hits: 3 at Lamar (Mar. 28, 2023)
RBI: 3 vs. UTSA (Mar. 25, 2023)
Doubles: 2 at Stanford (Feb. 25, 2023)
Home Runs: 1 vs. UTSA (Mar. 25, 2023)
Walks: 4 vs. Louisiana (Feb. 18, 2023)



NOLAN ROYCRAFT

42

LHP, 6-5, 226, FRESHMAN, L/L
THE WOODLANDS, TEXAS
THE WOODLANDS HS

Prior to Rice

All-District 13-6A selection as a junior who missed his senior season with an injury... Posted a 6-2 record with an .897 WHIP and 80 strikeouts as a junior, including a 3-0 mark without allowing an earned run in the postseason.



GARRETT STRATTON

16

RHP, 6-2, 198, JUNIOR, R/R
HOUSTON, TEXAS
STRAKE JESUIT HS

Honors at Rice

C-USA Commissioner's Honor Roll, 2023...C-USA Commissioner's Academic Medal, 2023... AAC All-Academic 2024

2024

Third on the team with a career-high 22 appearances and second with a pair of saves... Stranded 15 of 19 inherited runners... Closed the season with 1-1 record, 3.00 ERA, 3 BB, and 8 strikeouts in nine games after an 0-2, 9.00 ERA, 17 BB/16 strikeout total in his first nine appearances... Earned his first career save by getting a ground ball double play to end the Owls' 5-2 win at Hawai'i... Picked up his second career save vs. FAU in Game Two on 5/11 to clinch the series (2.1,2,1,1,3)... Earned his first career win working the final 1.2 innings vs. UTSA on 4/26... Needed just 14 pitches to close out the final two innings of the Owls' 10-3 win at USF in the finale (2,0,0,0,1).

2023

Made 10 appearances (five starts) after a delayed start to his first collegiate season .. Five of his first six outings were in relief before closing with four consecutive starts ... Posted a 3.86 ERA in four career starts (9.1,5,4,9,4) ... Made his collegiate debut in relief with a scoreless inning vs. LA Tech in the first game on 4/8 and made his starting debut vs. Lamar (2,1,1,1,2) ... Posted a 2.08 ERA in three games (two starts) on the road and a 3.60 ERA in three games (two starts) at night ... Took the loss in the middle game of the DBU series (on 4/29) for his only decision of the year.

Prior to Rice

Two-year All District 23-6A Strake Jesuit for coach Raul Garcia-Rameau at Strake Jesuit along with fellow incoming freshman Trey Duffield... 9-1 with a 1.87 ERA, 1.00 WHIP, and 96 strikeouts in 59 innings as a senior... selection at Honorable mention all-state on 2021 and 2022. 2021 Houston Chronicle Greater Houston Pitcher of the Year after posting a 10-3 record with a 2.29 ERA as a junior as Strake captured the Region III championship and reached the 6A state semifinals.



LUKE SMITH

15

INF, 5-9, 189, JUNIOR, R/R
CORPUS CHRISTI, TEXAS
CALLALLEN HS/CISCO COLLEGE

Prior to Rice

Transfer from Cisco College where he slashed .341/.444/418 in 52 games in 2024... Played at Blinn in 2023 and slashed .216/.340/.261 in 35 games with the Buccaneers... All-District 31-4A selection in 2021 for coach Steve Chapman at Corpus Christi Calallen and was selected to play in the THSBCA All-Star Game... Hit .410 as a senior with 13 doubles, one triple, three home runs, and 40 runs, leading the Wildcats to a 29-4-1 record and advancing to the 4th round of playoffs... Two-year letterman in football and was an all-district selection at cornerback as a senior.



PAUL SMITH

14

C, 5-11, 218, JUNIOR, S/R
HOUSTON, TEXAS
EPISCOPAL HS

Honors at Rice

C-USA Commissioner's Honor Roll, 2023

2024

Moved to the mound during the fall but did not appear in a game.

2025 Rice Owls

Career Stats

Year	ERA	W	L	App	GS	CG	SHO	CB	SV	IP	H	R	ER	BB	SO	2B	3B	HR	BF	Avg	WP	HBP
2023	7.62	0	1	10	5	0	0	0	0	13.0	6	12	11	17	5	1	1	1	62	.150	1	3
2024	5.73	1	3	22	0	0	0	1	2	22.0	17	24	14	21	24	3	1	1	110	.230	2	10
TOTAL	6.43	1	4	32	5	0	0	1	2	35.0	23	36	25	38	29	4	2	2	172.202	3	13	13

Single Game Highs

Innings Pitched: 2.1, 2x, last vs. Florida Atlantic (May 11, 2024)
 Pitches: 53 vs. Tulane (Mar. 22, 2024)
 Strikeouts: 4 vs. Tulane (Mar. 22, 2024)
 Hits Allowed: 6 at East Carolina (May 17, 2024)



JAVIER VAZQUEZ

23

INF, 6-1, 195, FRESHMAN, R/R
 PONCE, PUERTO RICO
 IMG ACADEMY

Prior to Rice

Product of IMG Academy for coach Robert Herold where he hit .379 with a .493 OBP and .988 OPS while scoring 36 runs, driving in 32 and stealing 28 bases in 33 games as a senior ... Earned the Top Hitter Award as a senior and concluded his career with a .361 batting average.



TOM VINCENT

36

LHP, 6-3, 237, SENIOR, L/L
 HOUSTON, TEXAS
 MEMORIAL HS

Honors at Rice

C-USA Commissioner's Honor Roll 2022, 2023... AAC All-Academic 2024

2024

Led the Owls and was tied for fourth in the AAC with a career-high 28 appearances overall and tied for second with 15 appearances in conference action... 28 games were the most appearances by an Owl since Glenn Otto came out of the pen 33 times in 2016... Stranded 11 of his last 17 inherited runners over 16 appearances... 2.81 ERA in 13 road appearances... Appeared in 10 of 15 games in April as the Owls went 8-7... Came on with the Owls down one in the bottom of the eighth and a runner at second at Houston on 4/2 and struck out the next two hitters... Averaged 9.6K/9 this year compared with 6.6 in his career prior to 2024... Struck out three in 1.2 scoreless innings at Wichita... Needed two pitches to close out the eighth in the Owls' first AAC win, vs. Tulane on 3/24, inducing an inning-ending ground ball to first... Earned the win vs. HCU on 3/16 working a career-best five innings in relief and striking out a career-high six.

2023

Third on the team with six starts among his 18 appearances... Did not allow a run in his first four appearances, including his first career start, on 2/28 vs. Sam Houston (3,0,0,0,1,1)... Match that effort in a start vs. LA Tech on 4/8 (3,0,0,0,2,0) as part of a combined shutout of the Bulldogs... Coaxed a double play on his only pitch vs. Stanford in game two of the doubleheader to keep the game tied 4-4 after seven innings... Struck out four in a start vs. HCU on 3/11.

2022

Redshirt freshman was 1-1 in 13 appearances in his first collegiate action... Made his debut at Texas on 2/18, striking out a pair while working around a one-out triple... Picked up his first career victory by tossing 1.1 shutout innings vs. Sam Houston on 3/16... Worked a season-best 2.0 innings vs. Harvard on 3/6... Tossed 1.2 scoreless innings against his former Texas A&M teammates on 3/22... Worked in back-to-back games at Marshall on 3/26 & 27 (2/1,1,0,0,1,3).

Prior to Rice

Redshirted at Texas A&M... Three-year letter winner for Coach Jeremy York at Memorial High School... Hit .545 with 15 RBI while tossing 11 innings with a 2.55 ERA in a shortened senior season... 2019 preseason All-American list... Led his team to the third round of the playoffs during his junior campaign, hitting .348 with 43 RBI, while recording an 8-2 record on the mound with a 2.05 ERA in 61.1 innings... 6A All-Houston First Team as a DH in 2019... TSWA 6A All-State team... District 17-6A MVP.

Career Stats

Year	ERA	W	L	App	GS	CG	SHO	CB	SV	IP	H	R	ER	BB	SO	2B	3B	HR	BF	Avg	WP	HBP
2022	11.57	1	1	13	0	0	0	0	0	11.2	24	16	15	6	11	6	1	1	66	.436	2	4
2023	5.86	1	3	18	6	0	0	0	0	27.2	35	22	18	13	18	5	1	2	134	.315	2	8
2024	5.61	1	0	28	0	0	0	0	0	33.2	39	25	21	13	36	11	1	4	153	.293	4	3
TOTAL	6.66	3	4	59	6	0	0	0	0	73.0	98	63	54	32	65	22	3	7	353.328	8	15	15

Single Game Highs

Innings Pitched: 5.0 vs. Houston Christian (Mar. 15, 2024)
 Pitches: 77 vs. Houston Christian (Mar. 15, 2024)
 Strikeouts: 6 vs. Houston Christian (Mar. 15, 2024)
 Hits Allowed: 7 vs. Houston Christian (Mar. 15, 2024)



GRAIDEN WEST

17

INF, 6-3, 185, SENIOR, R/R
 KATY, TEXAS
 TOMPKINS HS

Honors at Rice

C-USA Commissioner's Honor Roll 2022, 2023... Rice Honor-Athlete 2024... AAC All-Academic 2024

2024

Did not see any action.

2023

Appeared in eight games including six starts ... Made four starts at third, and one each at DH and second, and also made a pair of pinch-hit appearances ... Drove in his first career run with his first career hit in his second start of the year, at UAB on 3/17, capping a three-run eighth for the Owls to break open a tight 3-1 contest.

2022

Appeared in five games and made three starts in his first taste of collegiate action... Made his debut as a pinch hitter vs. Baylor on 3/2 and his starting debut in the first game of the doubleheader with Harvard on 3/5... Also started the second game of the twin bill vs. Harvard and started the opener of the Silver Glove Series with Houston on 3/8... Credited with a sac bunt to set up the Owls' seventh run against the Cougars.

Prior to Rice

Led Katy Tompkins to the 6A Region III semifinals and a school-record 32 wins as a senior for coach Kyle Humphreys ... Earned 6A All-State honors from the Texas Sportswriters after hitting .395 with five homers and 40 RBI and posting a .478 OBP and 1.065 OPS... Hit .375 in his career with a .439 OBP and .919 OPS while earning three letters for the Falcons... Academic All-State selection... Father (Greg West) played soccer at Tulsa while his grandfather (John West) played golf at the same school... Born in Aberdeen, Scotland.

Career Stats

Year	Avg	GP	GS	AB	R	H	2B	3B	HR	RBI	TB	SLG%	BB	HBP	SO	GDP	OB%	SF	SH	SB	ATT
2022	.000	6	3	12	0	0	0	0	0	0	0	.000	0	0	2	0	.000	0	1	0	0
2023	.043	8	6	23	0	1	0	0	0	1	1	.043	1	0	8	0	.083	0	0	0	0
TOTAL	.029	14	9	35	0	1	0	0	0	1	10	.029	1	0	10	0	.056	0	1	0	0

Single Game Highs

At Bats: 4, 2x, last at UAB (Mar. 18, 2023)
 Hits: 1 at UAB (Mar. 17, 2023)
 RBI: 1 at UAB (Mar. 17, 2023)
 Walks: 1 vs. Dallas Baptist (Apr. 29, 2023)



LANDON WEST

28

C, 6-3, 213, SOPHOMORE, R/R
KATY, TEXAS
TOMPKINS HS

2024

Made his starting debut at catcher vs. Incarnate Word on 4/9... Made an appearance on the mound at Texas A&M and induced a double play against his only hitter. Reached base for the first time in his career and scored his first career run in his first career start at DH (vs. Prairie View)... Made his collegiate debut with a start against LSU.

Prior to Rice

All District 19-6A selection at catcher as a senior for coach Kyle Humphries at Katy Tompkins HS who joins his brother Graiden on the Owls ... Hit .330 at a senior with a .492 OBP, .499 slugging, and .991 OPS ... Threw out 50% of base runners and posted a .990 fielding average ... Hit .337 in his career with a .503 OBP, .512 slugging and 1.015 OPS and Tompkins was 57-10 in his last two seasons ... In addition to his brother at Rice, his father (Greg) played soccer at Tulsa from 1992-96) and his grandfather (John West) played golf at Tulsa.



CALEB WILLIAMS

54

RHP, 6-2, 208, FRESHMAN, R/R
BETHLEHEM, N.C.
ALEXANDER CENTRAL HS

Honors at Rice

AAC All-Academic 2024

2024

Did not see any action in his first year with the Owls.

Prior to Rice

Northwestern Conference Co-Pitcher of the Year for coach Pete Hardee as the Cougars advanced to the second round of the NCHSAA 4A tournament ... Posted a 5-3 record and 1.27 ERA and fanned 84 in 49.2 IP, including 16 in six innings vs. Newton Conover ... Fanned 125 in 79.1 varsity innings in his career... Graduated Summa Cum Laude.



MATT ZATOPEK

99

RHP, 6-3, 210, FRESHMAN, R/R
CYPRESS, TEXAS
HOUSTON CHRISTIAN HS/TEXAS

Prior to Rice

Transferred to Rice in January of 2024 after spending the fall in Texas and redshirted...Two-time All-SPC selection for coach Beau O'Hara at Houston Christian...Team MVP and captain as a senior when he posted a 1.02 ERA and .79 WHIP over 48 innings, striking out 70 and walking just 14... AP Scholar, National Honor Society and an Eagle Scout.



MICHAEL ZITO

7

INF, 6-1, 192, FRESHMAN, R/R
MILTON, GA.
BLESSED TRINITY ACADEMY

Prior to Rice

Led Blessed Trinity to the 6A state semifinals as a senior before falling to eventual state champion Etowah, 2-0... Second-team all-region selection and won a Gold Glove award...Closed his career with a .292 average, while slugging at a .484 clip, including nine home runs and 68 RBI while also walking 60 times... Played for Team Elite Scout Black/Braves Scout Team in summer baseball. Graduated Summa Cum Laude.



JOSE CRUZ, JR.

BIXBY FAMILY HEAD BASEBALL COACH FOURTH SEASON

One of the cornerstones of Rice's rise to prominence in college baseball, José Cruz Jr. was named the 22nd head baseball coach at Rice on June 9, 2021. He became the Bixby Family Head Baseball Coach when the position was endowed through a gift by Bob and Betty Bixby in October of 2022.

In his first three seasons, Cruz expanded the Owls' data-driven approach to player development through cutting-edge technologies while also spearheading efforts to maintain Reckling Park's status among the elite baseball venues at the college level. The Owls' home saw the introduction of a synthetic playing surface before the 2023 season and CLIR2 Series High Performance LED Sports Lighting System from GEOSport Lighting in 2024.

Cruz's third season at the helm saw the Owls steadily improve, matching regular-season champion East Carolina and postseason champ Tulane for the best record in the AAC over the final six weeks, while winning four of the last six series to earn a berth in the AAC Championship in the Owls' first season in the league.

After the 2024 season, Parker Smith became the fifth Owl drafted in Cruz's first three seasons and the highest drafted Owl since 2019 when the Houston Astros selected the Houston native in the fourth round.

Cruz returned to the Owls from the Detroit Tigers, where he was in his first season with the club as a coach, focusing on hitting instruction and working with the outfielders under manager A.J. Hinch.

He is the first former Rice player to be named as the Owls head baseball coach since Harold Stockbridge, who lettered from 1946-48 and guided the program from 1949-52. He joins Efe Ustundag (Men's Tennis) and Jon Warren (Men's Track and Cross Country) as former student-athletes who now serve as head coaches at Rice.

Cruz's association with Rice began in 1992 when he chose to remain home and sign with the Owls after leading Houston's Bellaire High School to the top ranking in the country in 1992. The signing of the local standout, whose father, Jose Cruz Sr., remains one of the most popular players in Houston Astros history, was a turning point in legendary coach Wayne Graham's efforts to attract top talent to Rice.

In his first season, Cruz shared national freshman of the year honors from Collegiate Baseball, and he earned All-Southwest Conference honors after driving in a school-record 59 runs. A year later, he was the consensus conference player of the year and first-team All-America, hitting .401 with 14 home runs and breaking his school mark with 68 RBIs. Cruz helped propel the Owls to the conference tournament, starting a streak that would last until 2021.

By 1995, Graham's efforts had built the Owls into a potent force and the team qualified for the NCAA Tournament for the first time in history. Rice eliminated defending national champion LSU at the Tigers' home field in Baton Rouge before falling to eventual College World Series champion Cal-State Fullerton.

In 1995, his final season at Rice, Cruz hit .377 in 1995 with 16 home runs and 76 RBIs and led the nation with 76 walks. Seattle made him the third overall pick in that year's MLB Draft.

Less than two years later, on May 31, 1997, he made his major league debut with Seattle but was traded to Toronto at the trade deadline at the end of July. He went on to finish second to Nomar Garciaparra in the 1997 American League Rookie of the Year voting, slamming 26 homers and driving in 68 runs in a combined 104 games between Seattle and Toronto.

He played the next five years with the Blue Jays, twice topping 30 home runs and he became a member of the 30-30 Club in 2001 by slamming 34 homers and stealing 32 bases. He became a free agent after the 2002 season and signed with San Francisco where he helped lead the Giants to the playoffs, hitting .250 with 20 homers and 68 RBI while winning a Gold Glove after committing only two errors in 360 chances. He led National League outfielders by turning seven double plays and set a San Francisco record for the franchise with 18 outfield assists.

He went on to play five additional seasons with the Rays, Diamondbacks, Red Sox, Dodgers and Padres before retiring as a member of the Houston Astros in 2008. While he was with the Astros, Cruz was reunited with a pair of former Rice teammates (Lance Berkman and Tim Lincecum), the first time three Owls were teammates at the major league level.

Hit .353 with a .476 on-base percentage over five games during the 2006 World Baseball Classic, helping Team Puerto Rico to the second round of play.

He batted .247/.337/.445 over his career, slugging 204 home runs, 252 doubles, and 36 triples, while also stealing 113 bases in 1,388 contests. Among the 181 players that had over 1,000 at-bats during the span of his career (1997-2008), Cruz Jr. stood out as having advanced speed, plate discipline, and fielding skills, ranking 32nd in walk rate (12.1%), 33rd in triples and 46th in stolen bases. Of the 24 players over that span who logged at least 11,000.0 innings in the outfield, he ranked No. 12 with a .986 fielding percentage after committing just 40 errors.

Cruz's Houston baseball roots run deep. His father, Jose Cruz, remains one of the most beloved players in Astros history. He retired as the Astros career leader with 1,937 hits in 13 seasons and he currently ranks third behind Hall of Famers Craig Biggio and Jeff Bagwell. He finished third in National League Most Valuable Player voting in 1980 while leading the Astros to their first divisional championship and a memorable playoff series against Philadelphia. He was twice named an NL All-Star and won a pair of NL Silver Slugger Awards.

His younger brother Enrique followed him to Rice and was the starting second baseman on the Owls' 2003 College World Series championship squad. After completing their playing careers, the two brothers returned to Rice to complete the requirements for their diplomas, which they received in 2013.

That same year, José joined the Major League Baseball Players Association's player services department, where he remained until joining the Tigers' coaching staff for the 2021 season.

Jose and his wife Sarah have three children, sons Trei and Antonio—who followed in their father's footsteps to play at Rice—and a daughter, Alisa Loren, who attended SMU.

Trei was a three-year standout for the Owls from 2018-20 before being drafted by the Tigers in the third round of the 2020 MLB Draft. Antonio completed his collegiate career playing for his father in 2022.

Trei became the eighth member of the extended Cruz family to play professional baseball when he made his debut with the West Michigan White Caps in 2021.



PARKER BANGS

ASSISTANT COACH
THIRD SEASON

Parker Bangs was named the Owls' pitching coach on June 30, 2022. Bangs' second season on South Main saw continued improvement from the staff as the Owls ranked second in the AAC and 33rd nationally, allowing an average of 8.53 hits per nine innings, an improvement of 77 spots from the year before. They were third in the AAC with 491 strikeouts, the best total for Rice since 2019 while lowering their opponents' batting average from .272 to .251.

Righthander Parker Smith became the highest-drafted Rice pitcher since 2019 when the hometown Houston Astros selected him in the fourth round.

In his first season guiding Rice's hurlers, Smith earned consensus All-Conference USA honors and an invitation to the USA Baseball Collegiate National Team Training Camp, while Justin Long made the successful transition from catcher to pitcher and was drafted in the seventh round by Atlanta. Long joined Hayden Durke (13th round, Arizona) and Matthew Linskey (16th round Arizona) to give the Owls three drafted pitchers for the first time since 2019.

Bangs joined the Owls after four seasons at Davidson, where his staff led the conference and finished eighth nationally with a 3.86 ERA. The Wildcats staff was led by senior Blake Hely, who earned A-10 Pitcher of the Year honors after posting a 9-1 record and 2.93 ERA while striking out 93 in 79.1 innings of action. He held conference hitters to a .170 batting average while surrendering a total of seven extra-base hits in 48 innings of work. Redshirt freshman Ryan Feczko was named the conference's rookie of the year after going 10-0 in 15 starts along with a 3.21 ERA.

He joined the staff at Davidson after three seasons at Presbyterian College in Clinton, S.C. Bangs led the Blue Hose to program-bests since moving to Division I, including 433 strikeouts, 16 saves, and a 4.32 ERA in 2017. The squad also allowed its fewest runs (321) and earned runs (258) since 2013 as the team recorded a D1-era best 32 wins. Under his guidance, the Blue Hose named two pitchers to the All-Big South squads. In 2016, his staff helped spark Presbyterian's first-ever appearance in the Big South title game.

Bangs played collegiately at South Carolina from 2008-10 and was a member of the Gamecock's 2010 College World Series championship team. In his three years with the Gamecocks, Bangs made 47 appearances on the mound, compiling a 7-5 record and striking out 94 in 74.2 innings. He also appeared in 81 games as a designated hitter and pinch hitter, posting a .301 career clip with 21 doubles, 10 home runs, and 60 RBI.

He was drafted by Kansas City in the 31st round of the 2010 MLB Draft, Bangs made 17 appearances over three minor league seasons before retiring after the 2012 season.

Bangs was the head coach of the Wilmington Sharks in the Coastal Plain League for two summers and spent three seasons as head coach of Heathwood Hall Episcopal School in Columbia, S.C. He also served as the pitching/hitting coach for the Columbia Blowfish of the CPL, and as the hitting coach at Dutch Fork High School in Irmo, S.C.



DC ARENDAS

ASSISTANT COACH
SECOND SEASON

DC Arendas is in his third season with the Owls and his second as an assistant coach. He was promoted to assistant coach in January of 2024 after joining the staff in February of 2023 as Director of Player Development.

In his first season on the field with the Owls, Rice led the AAC and was ranked second nationally after conference tournaments with 61 double plays, the most by Rice since the Owls turned 69 in 64 games in 2013. One year earlier, Rice ranked 199th nationally with 33 double plays.

A native of Greensboro, North Carolina, and a graduate of the University of South Carolina, where he was a three-year starter and team captain, Arendas moved to Houston in 2018 to marry his wife, Elizabeth, and began working as a private baseball instructor and youth coach. He played one year of professional baseball in the Angels organization in 2019, splitting time between Burlington (Midwest League) and Inland Empire (California League) and was named Midwest League Player of the Week (May 6-12).

After his release from the Angels during the 2020 COVID shutdown of the minors, he founded and established the Houston Baseball Initiative, which champions the mission of supporting, developing, and training young athletes, regardless of their socio-economic back-

grounds.

In addition to his contributions to the Owls in 2023, Arendas initiated Rice Academy—a developmental program aimed at providing exemplary training to the youth baseball community in Houston by connecting the Rice players and staff to the local community.

He was ranked as the 10th-best high school prospect in the state as a senior by Perfect Game USA and was a three-time All-State selection before signing with South Carolina. He was a three-year starter for the Gamecocks, playing second, short, and third, and set the school single-season fielding record for second basemen. He was an All-NCAA Regional selection as a sophomore in 2014 and again as a senior in 2016 as he captained USC to an SEC East title and a berth in the Super Regionals. He was also a campus leader for Gamecocks 4 Christ, a gospel-based curriculum and team development program.

After graduating from South Carolina in 2016 with a degree in Sports Management, he interned with the Carolina Panthers in 2016 and was a member of the New England Patriots Equipment staff in 2017.

Arendas and wife Elizabeth are the parents of a daughter, Emersyn Grace.



JUSTIN ASPEGREN

ASSISTANT COACH
SECOND SEASON

Justin Aspegren is in his second season as an assistant coach with the Owls. He joined the program in the fall of 2023 as a Quality Control Assistant before moving into his current role in January of 2024.

Aspegren will assist Parker Bangs with the Owls' pitching staff in 2024 while also coaching first base and coordinating defensive positioning.

In his first season on South Main, Aspegren worked with the Owls' catchers who were second in the AAC with 25 runners thrown out, and coordinated all of Rice's defense in a season where the Owls led the AAC and ranked second nationally at the end of the regular season with 61 double plays (the most for Rice since 2013).

Aspegren is entering his 18th year of coaching at the collegiate level, including eight at Appalachian State where he served as an assistant coach and pitching coach from 2016-23.

During his time with the Mountaineers, his hurlers posted five of the top 10 season strikeout totals in school history, including a school record 459 last year as App State topped 30 wins for the first time since 2013. After moving to the Sun Belt Conference in the year before his arrival, the Mountaineers reached the SBS Tournament for the first time in 2019 and picked up their first tournament win in 2021.

Four App State players were drafted from 2017-2023: Matt Brill (12th, 2017), Colin Schmid (13th, 2018), Jack Hartman (4th, 2020), and Xander Hamilton (14th, 2023), as was catcher Chandler Seagle (30th, 2017) who made his MLB debut with San Diego in 2023. A fifth hurler, Kaleb Bowman, was signed by the Brewers as a free agent after the 2022 season.

Aspegren began his coaching career at Santa Barbara College where he was the associate head coach and pitching coach from 2008-2015. The Vaqueros won three Western State Conference titles (2011, 2012, 2015), reaching the Southern California Regionals in 2008, and from 2011-2015. They advanced to the Super Regional in 2011, 2014, and 2015 and to the Sectionals in 2014, and 2015.

Two of his pitchers were named Pacific Association Division All-American (Chris Joyce in 2011 and Kit Larson in 2014), with Joyce also being named the Southern California Pitcher of the Year. Four others were named to the Southern California All-State team (Zak Edgington in 2010, D.J. Gunderson in 2011, Tyler Gilbert in 2013, and Sean Barry in 2015).

A total of 16 former players were selected in the MLB draft and five others signed affiliate free-agent contracts. Gilbert made his MLB debut as a reliever in 2021 and, later that season became the second player in major league history to throw a no-hitter in his first career start (August 14, 2021, for Arizona vs. San Diego).

Aspegren also coached for six years in the collegiate summer leagues and coached 31 players who reached the majors including former Owls Jon Duplantier and Glen Otto. He led the Santa Barbara Foresters, featuring Duplantier and former Rice teammates Ford Stainback and John Williamson, to the NBC national championship in 2014.

He is a 2007 graduate of UC Santa Barbara, where he was a pitcher for two seasons after beginning his career at SBCC, where he was a two-time, all-conference selection as a utility player who both pitched and played first base. He earned his Master of Science, in Exercise Science with a concentration in Sport Psychology from California University of Pennsylvania in 2013.



RYAN ABEL

DIRECTOR OF OPERATIONS
FIRST SEASON

Ryan Abel joined the Owls' baseball staff in August of 2024 as the Director of Operations.

Abel came to South Main after two seasons in a similar capacity at Florida Atlantic. He spends two seasons in Boca Raton after graduating in May of 2022 from Stonehill College in Massachusetts, majoring in psychology. While at Stonehill, he spent two years as a member of the baseball program and three years coaching in the Cape Cod Baseball League.

While a member of the Brewster Whitecaps, he assisted the coaching staff in on and off-field operations, advanced scouting reports, pregame player development, and a CCBL championship in 2021.



MIKEY HOEHNER

DIRECTOR OF RECRUITING AND PLAYER DEVELOPMENT
FIRST SEASON

Mikey Hoehner joined the Owls in the fall of 2024 as Director of Recruiting and Player Development after two seasons at McNeese State as a coach for the Cowboys.

Hoehner originally joined the McNeese program as a volunteer assistant in 2023 and was promoted to assistant coach in 2024, working primarily with the Cowboys' pitchers and catchers and calling pitches during games as McNeese advanced to the Southland Conference Tournament championship game.

In 2023, he helped mentor Grant Rogers to a 12-1 record, 1.82 ERA, and 88 strikeouts in 2023 on his way to becoming the Cowboys' first All-America honoree in 24 years. Rogers was taken in the 11th round of the MLB Draft by Toronto. McNeese ended 2023 ranked fifth nationally in shutouts (9) and 15th in ERA (4.28) and also threw the sixth no-hitter in school history.

A former catcher, he began his coaching career at Navarro College in 2022, where he worked with the Bulldogs' hitters, catchers, and outfielders and served as the first base coach. He also was at the forefront of the strength and conditioning program for the team and managed scouting reports. Hoehner helped 21 Navarro Bulldogs sign to the next level, including 10 to Division 1 schools.

Hoehner made a total of 112 starts behind the plate at Texas A&M from 2018-21 and hit .269 (104-for-386) with 18 doubles, one triple, and six home runs while driving in 53 and scoring 69 runs. During his time as an Aggie, he made three starts against Rice, singling and scoring a run in his first game against the Owls in College Station, and finished his career 1x8.

Prior to Texas A&M, Hoehner played two seasons at Cisco College, where he earned NJCAC All-Conference honors as a freshman and sophomore. He was a standout catcher at Langham Creek High School, earning All-District 17-6A honors as a senior and being selected to the All-Greater Houston team. He was also a three-year letterman and an all-district selection as a linebacker.

The Houston, Texas native majored in Supply Chain Management and graduated with his Master's degree in Sport Management from Texas A&M in 2021.

Hoehner and his wife, Mary Grace, have been married for three years and have a six-month-old daughter named Murphie and a four-year-old dog named Moose.



LANCE BERKMAN

VOLUNTEER ASSISTANT COACH FIRST SEASON

Lance Berkman, Rice's career leader in nearly every offensive category and the first Owl player to be inducted into the College Baseball Hall of Fame, will assist his former teammate and roommate on road trips, Jose Cruz, as a volunteer assistant this season.

Berkman came to Rice as part of a stellar 1995 recruiting class that also featured future overall No. 1 draft pick Matt Anderson, and he roomed on road trips with Cruz, who would go on to win national Player of the Year honors that year before being selected in the first round of the draft that season by Toronto.

Two years later, Berkman matched Cruz by winning national Player of the Year honors by slugging 41 homers, driving in 134 runs while batting .431, and leading Rice to its first trip to the College World Series. His 41 homers rank third all-time in NCAA history, while his RBI total stands second. He closed his career as an Owl with a .385 average, 67 home runs, 272 RBI, and 233 runs.

He was taken with the 16th overall pick in the first round by the Houston Astros and made five of his six career All-Star games with them. He was a key figure in the Astros' first appearance in the World Series in 2005 and the following year slugged 45 homers while breaking Jeff Bagwell's club record with 135 RBI. His 45 homers allowed him to become the only player in history to top 40 home runs in a season at both the Division I and Major League level.

He hit .293 over 15 seasons (12 with the Astros, two with the Cardinals, and one each with the Rangers and Yankees), which included a World Series title with St. Louis in 2011. He was a six-time All-Star selection and was the National League's Comeback Player of the Year after hitting .301 with 31 homers and 94 RBI in the Cardinals' run to the World Series title. He hit 366 home runs and drove in 1,234 runs. His 366 homers are the third most by a switch hitter in major league history.

In addition to his induction into the College Baseball Hall of Fame, he was inducted into the Texas Sports Hall of Fame in 2009, the Rice Athletics Hall of Fame in 2019, the Astros Hall of Fame in 2023, the Houston Sports Hall of Fame in 2024.

Berkman retired at the end of the 2013 season and began his coaching career in 2016 at Second Baptist High School, where he guided the Eagles to the TAPPS 4A state championship in 2016. He was an assistant coach at the University of St. Thomas in 2021, where the Celts went 17-16 in only the second season of the program's existence, and then served as the head coach at HCU from 2022-24.

Berkman was born in Waco and was a standout at Canyon High School in New Braunfels, where he hit .539 with eight home runs as a senior. He and his wife, Cara, have four daughters.

Rice Support Staff



NIKKI CARVINO

ATHLETIC TRAINER
THIRD SEASON

Nikki Carvino joined the Rice University Sports Medicine Department in January of 2023 and is responsible for managing the health-care of the Rice Baseball team.

A 2019 graduate of Coastal Carolina University where she earned a Bachelor of Science in Exercise Sport Science, Carvino joined the Owls from The Citadel where she worked with the baseball team for two years. She received her Master's of Science in Athletic Training from High Point University in 2021.

She worked as an Athletic Training Student at Duke during the 2021 season, Wake Forest during the shortened 2020 season and Coastal Carolina during the 2019 campaign.



RYAN MCNERLIN

ASSISTANT STRENGTH & CONDITIONING COACH
FIRST SEASON

2024 In Review

2024 Rice Owls Schedule & Results

Overall Record: 23-36 Home: 14-18 Road: 8-16 Neutral: 1-2
AAC Record: 11-16 Home: 7-8 Road: 4-8

Date	Opponent	W/L/T	Score	Inns	R-H-E	R-H-E	Overall	AAC	Rice Pitcher	Att.	Time
Feb 16	NOTRE DAME	L	1-3	9	1-4-2	3-3-0	0-1-0	0-0-0	Smith, Pk. (L 0-1)	2523	2:52
Feb 17	NOTRE DAME	L	5-9	9	5-9-2	9-6-0	0-2-0	0-0-0	Hamilton, T. (L 0-1)	3052	3:06
Feb 18	NOTRE DAME	L	10-13	9	10-12-1	13-11-1	0-3-0	0-0-0	Ralamb, K. (L 0-1)	2713	3:22
Feb 20	SAM HOUSTON	W	7-3	9	7-6-3	3-11-2	1-3-0	0-0-0	Hickson, D. (W 1-0)	2115	2:32
Feb 23	at Louisiana	W	2-1	9	2-8-0	1-5-1	2-3-0	0-0-0	Smith, Pk. (W 1-1)	3849	2:30
Feb 24	at Louisiana	W	6-1	9	6-8-1	1-6-4	3-3-0	0-0-0	McCracken, J (W 1-0)	3912	2:29
Feb 25	at Louisiana	L	0-3	9	0-2-0	3-7-0	3-4-0	0-0-0	Urbanczyk, R (L 0-1)	3736	2:15
Feb 28	#2 LSU	L	4-16	9	4-9-0	16-11-2	3-5-0	0-0-0	Fernandez, R (L 0-1)	4610	3:14
Mar 01	STANFORD	L	2-6	9	2-2-3	6-9-0	3-6-0	0-0-0	Smith, Pk. (L 1-2)	2341	3:00
Mar 02	STANFORD	L	2-8	9	2-4-2	8-7-0	3-7-0	0-0-0	McCracken, J (L 1-2)	2727	2:37
Mar 03	STANFORD	L	3-4	9	3-7-0	4-5-0	3-8-0	0-0-0	Urbanczyk, R (L 0-2)	2740	2:38
Mar 05	PRAIRIE VIEW	W	6-1	9	6-11-1	1-2-1	4-8-0	0-0-0	Mayo, J. (W 1-0)	1951	2:33
Mar 08	at Hawaii	W	5-2	9	5-12-2	2-5-0	5-8-0	0-0-0	Smith, Pk. (W 2-2)	2958	3:25
Mar 09	at Hawaii	L	3-4	9	3-4-1	4-10-0	5-9-0	0-0-0	Hamilton, T. (L 0-2)	4127	2:38
Mar 10	at Hawaii	L	1-12	9	1-10-3	12-7-0	5-10-0	0-0-0	Urbanczyk, R (L 0-3)	3134	2:49
Mar 11	at Hawaii	L	5-7	9	5-7-1	7-10-1	5-11-0	0-0-0	Stratton, G. (L 0-1)	2434	2:47
Mar 15	HCU	W	10-7	9	10-10-1	7-13-1	6-11-0	0-0-0	Vincent, T. (W 1-0)	1978	2:50
Mar 16	HCU	W	7-3	9	7-13-3	3-5-4	7-11-0	0-0-0	McCracken, J (W 2-1)	0	3:01
Mar 17	HCU	W	10-6	9	10-15-0	6-11-1	8-11-0	0-0-0	Rodriguez, M (W 1-0)	2029	2:48
Mar 19	at Houston	L	1-4	9	1-2-0	4-6-1	8-12-0	0-0-0	Fernandez, R (L 0-2)	1343	2:25
Mar 20	HOUSTON	L	2-4	9	2-6-2	4-8-1	8-13-0	0-0-0	Ralamb, K. (L 0-2)	2270	3:32
* Mar 22	TULANE	L	7-14	(11)	7-8-1	15-16-1	8-14-0	0-1-0	Stratton, G. (L 0-2)	2319	4:16
* Mar 23	TULANE	L	1-10	9	1-8-5	10-14-1	8-15-0	0-2-0	McCracken, J (L 2-2)	2740	2:51
* Mar 24	TULANE	W	4-2	9	4-7-0	2-5-1	9-15-0	1-2-0	Urbanczyk, R (W 1-3)	2137	2:29
Mar 26	at Sam Houston	L	2-6	9	2-6-2	6-4-1	9-16-0	1-2-0	Fernandez, R (L 0-3)	799	2:26
* Mar 28	at Wichita State	L	5-7	9	5-8-1	7-11-2	9-17-0	1-3-0	Urbanczyk, R (L 1-4)	1408	2:52
* Mar 29	at Wichita State	L	3-10	9	3-8-1	10-12-2	9-18-0	1-4-0	Smith, Pk. (L 2-3)	2777	2:52
* Mar 30	at Wichita State	L	3-15	7	3-7-0	15-10-1	9-19-0	1-5-0	McCracken, J (L 2-3)	1538	2:19
Apr 02	at Houston	L	3-4	9	3-5-1	4-11-0	9-20-0	1-5-0	Fernandez, R. (L 0-4)	1233	2:36
* Apr 05	MEMPHIS	L	3-4	(15)	3-11-1	4-9-2	9-21-0	1-6-0	Hamilton, T. (L 0-3)	2222	4:23
* Apr 06	MEMPHIS	L	4-5	9	4-11-0	5-4-1	9-22-0	1-7-0	McCracken, J (L 2-4)	2288	2:58
* Apr 07	MEMPHIS	L	1-2	9	1-6-1	2-2-0	9-23-0	1-8-0	Alch, T. (L 0-1)	2437	2:42
Apr 09	INCARNATE WORD	L	5-11	9	5-7-0	11-12-1	9-24-0	1-8-0	Hamilton, T. (L 0-4)	1783	2:53
Apr 10	TEXAS A&M-CORPUS CHRISTI	W	5-3	9	5-8-1	3-8-0	10-24-0	1-8-0	Perkins, M. (W 1-0)	1908	2:51
* Apr 12	UAB	W	4-2	9	4-10-1	2-3-1	11-24-0	2-8-0	Smith, Pk. (W 3-3)	2494	2:28
* Apr 13	UAB	W	4-3	(15)	4-11-1	3-6-3	12-24-0	3-8-0	Blank, J. (W 1-0)	2186	4:41
* Apr 14	UAB	L	3-4	9	3-7-0	4-9-1	12-25-0	3-9-0	Alch, T. (L 0-2)	2907	2:27
* Apr 19	at South Florida	W	13-4	9	13-15-1	4-11-3	13-25-0	4-9-0	Smith, Pk. (W 4-3)	1097	3:02
* Apr 20	at South Florida	W	10-6	9	10-14-0	6-13-1	14-25-0	5-9-0	McCracken, J (W 3-4)	1209	3:00
* Apr 21	at South Florida	W	10-3	9	10-9-2	3-5-1	15-25-0	6-9-0	Blank, J. (W 2-0)	1424	2:57
* Apr 26	UTSA	W	9-8	(10)	9-12-1	8-12-0	16-25-0	7-9-0	Stratton, G. (W 1-2)	3828	3:56
* Apr 27	UTSA	W	9-3	9	9-16-0	3-6-0	17-25-0	8-9-0	McCracken, J (W 4-4)	2108	2:37
* Apr 28	UTSA	L	2-4	9	2-5-0	4-9-0	17-26-0	8-10-0	Stratton, G. (L 1-3)	3297	2:26
May 01	at Lamar	W	8-6	9	8-15-0	6-5-1	18-26-0	8-10-0	Hamilton, T. (W 1-4)	1885	3:34
* May 03	at Charlotte-1	L	4-5	9	4-7-2	5-8-0	18-27-0	8-11-0	Smith, Pk. (L 4-4)	-	2:52
* May 03	at Charlotte-2	L	3-9	9	3-3-2	9-15-1	18-28-0	8-12-0	McCracken, J (L 4-5)	612	3:01
* May 05	at Charlotte	W	8-5	9	8-9-1	5-6-1	19-28-0	9-12-0	Hickson, D. (W 2-0)	610	3:04
May 07	at #2 Texas A&M	L	3-16	7	3-7-1	16-11-0	19-29-0	9-12-0	Rodriguez, M (L 1-1)	7111	2:53
May 08	LAMAR	L	4-8	9	4-9-1	8-13-0	19-30-0	9-12-0	Alch, T. (L 0-3)	2562	2:58
* May 10	FLORIDA ATLANTIC	W	5-4	9	5-10-0	4-9-0	20-30-0	10-12-0	Hickson, D. (W 3-0)	2547	2:40
* May 11	FLORIDA ATLANTIC-1	L	5-6	9	5-9-1	6-9-0	20-31-0	10-13-0	McCracken, J (L 4-6)	2173	3:06
* May 11	FLORIDA ATLANTIC-2	W	5-4	9	5-6-0	4-8-2	21-31-0	11-13-0	Alch, T. (W 1-3)	2134	3:02
May 14	TEXAS SOUTHERN	W	16-5	7	16-18-0	5-3-2	22-31-0	11-13-0	Perkins, M. (W 2-0)	2781	2:42
* May 16	at #13 East Carolina	L	2-8	9	2-4-0	8-8-1	22-32-0	11-14-0	Smith, Pk. (L 4-5)	4045	2:43
* May 17	at #13 East Carolina-1	L	5-15	8	5-5-3	15-12-2	22-33-0	11-15-0	McCracken, J (L 4-7)	-	2:50
* May 17	at #13 East Carolina-2	L	4-6	9	4-10-2	6-10-1	22-34-0	11-16-0	Hickson, D. (L 3-1)	4611	2:58
May 21	vs East Carolina	L	4-12	9	4-7-1	12-11-1	22-35-0	11-16-0	Hickson, D. (L 3-2)	0	2:50
May 22	vs UAB	W	9-0	9	9-12-0	0-7-2	23-35-0	11-16-0	Smith, Pk. (W 5-5)	0	3:01
May 24	vs East Carolina	L	7-8	9	7-11-0	8-9-0	23-36-0	11-16-0	Alch, T. (L 1-4)	0	2:50

* = Conference game () extra inning game

2024 In Review

2024 Rice Individual Statistics

Record: 23-36 Home: 14-18 Away: 8-16 Neutral: 1-2 AAC: 11-16

Hitting

Player	AVG	GP	GS	AB	R	H	2B	3B	HR	RBI	TB	SLG%	BB	HBP	SO	GDP	OB%	SF	SH	SB	ATT	PO	A	E	FLD%	
Ben Dukes	.307	45	39	163	19	50	3	2	2	17	63	.387	20	3	31	1	.392	0	3	7	10	76	2	3	.963	
Kyte McDonald	.288	45	41	163	27	47	9	4	5	21	79	.485	13	5	41	3	.357	1	1	6	7	47	2	1	.980	
Treyton Rank	.276	59	59	228	22	63	16	1	2	40	87	.382	25	10	55	3	.368	3	6	5	7	491	34	5	.991	
Manny Garza	.269	55	53	193	27	52	8	0	6	26	78	.404	15	5	27	8	.332	4	4	0	0	442	43	3	.994	
Jack Riedel	.269	59	59	223	46	60	11	3	17	38	128	.574	38	4	71	2	.379	4	3	3	4	83	149	13	.947	
Pierce Gallo	.263	53	50	186	28	49	11	0	7	29	81	.435	26	2	46	4	.358	1	4	6	9	105	136	8	.968	
Jacob Devenny	.258	50	42	155	31	40	8	0	1	16	51	.329	19	11	21	0	.374	2	3	5	6	65	2	0	1.000	
Nathan Becker	.258	52	44	159	19	41	8	0	2	25	55	.346	31	2	36	1	.381	2	1	0	1	0	0	0	.000	

Aric Anderson	.263	14	5	19	4	5	1	0	1	2	9	.474	4	0	8	0	.391	0	0	2	3	45	8	1	.981	
Eric Correa	.253	31	23	83	16	21	7	0	1	8	31	.373	14	2	33	0	.374	0	0	1	3	27	3	0	1.000	
Tobias Motley	.214	44	40	145	21	31	8	1	3	15	50	.345	15	4	60	2	.299	3	0	6	7	17	63	11	.879	
Trey Duffield	.182	40	23	99	13	18	2	0	4	16	32	.323	8	3	51	1	.264	0	1	3	3	37	3	1	.976	
Ben Royo	.169	27	23	77	9	13	1	0	1	5	17	.221	6	0	31	0	.229	0	1	2	2	23	59	5	.943	
Brendan Cumming	.130	18	10	46	1	6	1	1	0	3	9	.196	0	2	9	1	.167	0	0	0	1	12	1	1	.929	
Max Johnson	.120	27	16	50	10	6	2	0	0	7	8	.160	9	1	15	0	.262	1	2	2	4	43	27	3	.959	
Landon West	.000	5	4	9	1	0	0	0	0	0	0	.000	1	0	7	0	.100	0	1	0	0	17	3	0	1.000	
Christian Salazar	.000	2	0	3	0	0	0	0	0	0	0	.000	0	1	3	0	.250	0	0	1	1	1	0	0	1.000	
Totals	.251	59		2001	294	502	96	12	52	268	778	.389	244	55	545	26	.345	21	30	49	68	1563	624	62	.972	
Opponents	.256	59		1933	364	494	114	5	51	330	771	.399	285	107	491	49	.376	29	34	47	72	1581	526	57	.974	

LOB - Team (476), Opp (461). DPs turned - Team (61), Opp (36). IBB - Team (8), Riedel, J. 2, Becker, N. 2, Dukes, B. 1, Duffield, T. 1, Correa, E. 1, Devenny, J. 1, Opp (8). Picked off - Dukes, B. 3, McDonald, K. 2, Rank, T. 1, Cumming, B. 1.

Pitching

Player	ERA	W	L	App	GS	CG	SHO	CBO	SV	IP	H	R	ER	BB	SO	2B	3B	HR	B/Avg	WP	HBP	BK	SF	A	SHA	
Parker Smith	4.23	5	5	15	15	1	0	1	0	89.1	82	49	42	31	78	19	0	4	.248	3	18	0	6	9		
J.D. McCracken	5.35	4	7	16	15	1	0	0	0	77.1	71	57	46	52	65	17	0	5	.246	6	19	0	3	5		

Landon West	0.00	0	0	1	0	0	0	0	0	0.2	0	0	0	0	0	0	0	0	.000	0	0	0	0	0		
Davion Hickson	3.62	3	2	27	0	0	0	0	6	54.2	39	23	22	33	64	5	1	2	.206	3	9	0	0	6		
Robert Fernandez	3.86	0	4	9	5	0	0	0	0	28.0	23	17	12	12	19	5	1	1	.225	5	3	0	1	1		
Tucker Alch	4.07	1	4	14	14	0	0	0	0	42.0	42	28	19	11	23	10	0	2	.263	1	11	0	1	4		
Tyler Hamilton	4.40	1	4	23	0	0	0	0	1	30.2	33	16	15	14	30	4	0	6	.287	2	3	0	0	2		
Mark Perkins	4.86	2	0	10	0	0	0	1	0	16.2	11	9	9	10	18	2	0	2	.186	4	5	0	1	0		
Jackson Blank	5.06	2	0	16	1	0	0	0	0	21.1	21	12	12	13	23	7	0	3	.269	1	3	0	2	1		
Tom Vincent	5.61	1	0	28	0	0	0	0	0	33.2	39	25	21	13	36	11	1	4	.293	4	3	0	2	2		
Garrett Stratton	5.73	1	3	22	0	0	0	1	2	22.0	17	24	14	21	24	3	1	1	.230	2	10	0	3	2		
Ryland Urbanczyk	6.00	1	4	10	4	0	0	0	0	30.0	29	22	20	15	25	8	0	3	.259	2	6	0	2	1		
Reed Gallant	6.75	0	0	5	0	0	0	0	1	2.2	2	2	2	4	2	1	0	0	.250	1	0	0	2	0		
Karl Ralamb	6.89	0	2	10	3	0	0	0	0	15.2	20	13	12	13	14	7	0	2	.313	1	6	0	1	0		
Mauricio Rodriguez	8.07	1	1	14	1	0	0	0	0	35.2	39	33	32	11	46	9	0	8	.287	8	5	0	3	1		
Jack Ben-Shoshan	9.64	0	0	12	0	0	0	0	0	9.1	16	10	10	6	10	4	1	5	.410	0	1	0	2	0		
Jackson Mayo	11.00	1	0	6	1	0	0	0	0	9.0	7	11	11	13	11	2	0	2	.212	1	2	0	0	0		
Matthew Rheaume	18.00	0	0	3	0	0	0	0	0	1.0	1	2	2	6	2	0	0	0	.250	1	1	0	0	0		
Jake Melvin	74.25	0	0	3	0	0	0	0	0	1.1	2	11	11	7	1	0	0	1	.333	2	2	0	0	0		
Totals	5.36	23	36	59	59	2	1	1	10	521.0	494	364	310	285	491	114	5	51	.256	47	107	0	29	34		
Opponents	4.35	36	23	59	59	0	1	1	21	527.0	502	294	255	244	545	96	12	52	.251	43	55	1	21	30		

PB - Team (18), Garza, M. 15, West, L. 2, Anderson, A. 1, Opp (16). Pickoffs - Team (3), Alch, T. 2, Vincent, T. 1, Opp (7). SBA/ATT - Garza, M. (38-57), McCracken, J (6-11), Anderson, A. (8-11), Smith, Pk. (9-10), Fernandez, R (6-9), Rodriguez, M (7-9), Hickson, D. (3-6), Stratton, G. (4-5), Vincent, T. (2-4), Alch, T. (1-4), Ralamb, K. (3-3), Perkins, M. (1-3), Blank, J. (1-3), Urbanczyk, R (2-2), West, L. (1-2), Ben-Shoshan (0-1), Mayo, J. (1-1), Hamilton, T. (1-1).

2024 In Review

Final 2024 AAC Baseball Standings

	C-USA		All Games		H	A	N	Streak
	W-L	Pct.	W-L	Pct.				
x East Carolina	19-8	.704	46-17	.730	29-6	14-9	3-2	L1
UTSA	17-10	.630	32-24	.571	19-11	13-11	0-2	L3
y Tulane	15-12	.556	36-26	.581	19-13	12-12	5-1	L1
Wichita State	15-12	.556	32-29	.525	19-10	10-17	3-2	L1
UAB	13-14	.481	26-29	.473	16-12	10-15	0-2	L2
Florida Atlantic	12-15	.444	28-29	.491	19-12	7-15	2-2	L1
Charlotte	12-15	.444	24-34	.414	18-14	5-17	1-3	L2
Rice	11-16	.407	23-36	.390	13-18	9-16	1-2	L1
South Florida	11-16	.407	26-29	.473	18-15	8-14	0-0	L1
Memphis	10-17	.370	23-32	.418	13-17	10-15	0-0	W1

x - regular season champion y - tournament champion

AAC Team Statistics

Hitting	AVG	G	AB	R	H	2B	3B	HR	RBI	TB	SLG%	BB	HBP	SO	GDP	OB%	SF	SH	SB-ATT	PO	A	E	FLD%
East Carolina	.309	62	2142	493	662	97	15	84	461	1041	.486	262	85	354	31	0.400	33	45	71-85	1635	499	51	.977
UTSA	.301	56	1958	390	590	104	8	52	351	866	.442	198	113	407	27	0.391	33	17	56-73	1478	413	55	.972
Wichita State	.288	60	2060	420	593	129	12	73	386	965	.468	231	115	516	38	0.387	22	30	31-37	1557	562	65	.970
South Florida	.286	55	1816	334	520	104	8	58	307	814	.448	250	59	428	28	0.386	21	27	86-117	1404	528	57	.971
Tulane	.279	62	2111	451	590	124	16	91	429	1019	.483	298	98	483	27	0.388	34	32	49-62	1634	597	59	.974
Florida Atlantic	.261	56	1832	353	479	81	3	60	320	746	.407	271	61	505	28	0.371	20	22	63-77	1432	453	71	.964
Charlotte	.259	58	1906	347	493	89	14	65	323	805	.422	263	53	511	31	0.361	21	11	46-61	1478	464	60	.970
UAB	.257	55	1831	331	471	82	12	37	303	688	.376	264	67	418	29	0.367	21	29	77-96	1438	490	66	.967
Memphis	.254	55	1876	354	477	98	6	68	304	791	.422	284	85	469	33	0.374	18	12	89-117	1468	543	69	.967
Rice	.251	59	2001	294	502	96	12	52	268	778	.389	244	55	545	26	0.345	21	30	49-68	1563	624	62	.972

Pitching	ERA	W	L	G	CG	SHO/CB	SV	IP	H	R	ER	BB	SO	2B	3B	HR	B/Avg	WP	HBP	BK	SFA	SHA
East Carolina	4.05	45	17	62	1	6	15	545.0	467	289	245	236	626	64	3	65	.229	51	75	2	16	27
Wichita State	5.05	32	28	60	2	3	11	519.0	502	333	291	270	484	88	8	62	.253	40	59	4	22	26
UAB	5.29	26	29	55	2	3	12	479.1	497	340	282	207	419	95	6	60	.266	45	87	0	30	27
UTSA	5.33	32	24	56	2	2	16	492.2	545	326	292	196	466	71	8	68	.279	38	35	9	21	21
Rice	5.36	23	36	59	2	1	10	521.0	494	364	310	285	491	114	5	51	.256	47	107	0	29	34
Tulane	5.37	36	26	62	1	3	15	545.0	592	371	325	249	511	105	13	47	.277	53	97	3	21	28
Florida Atlantic	5.73	28	28	56	1	4	10	477.1	500	355	304	256	471	89	10	53	.269	45	65	6	28	26
South Florida	5.96	26	29	55	1	1	11	468.0	504	345	310	228	451	105	11	50	.275	51	80	3	18	26
Charlotte	6.43	24	34	58	1	0	8	492.2	519	405	352	280	572	111	11	84	.270	70	89	5	31	21
Memphis	6.62	23	32	55	0	1	16	489.1	567	411	360	312	425	107	10	86	.293	43	76	3	19	21

Fielding	C	PO	A	E	FLD%	DPs	SBA	CSB	SBA%	PB	CI
East Carolina	2185	1635	499	51	0.977	26	27	21	.563	9	1
Tulane	2290	1634	597	59	0.974	52	66	18	.786	8	2
Rice	2249	1563	624	62	0.972	61	47	25	.653	18	0
UTSA	1946	1478	413	55	0.972	25	35	7	.833	10	0
South Florida	1989	1404	528	57	0.971	43	81	20	.802	14	0
Charlotte	2002	1478	464	60	0.970	30	68	14	.829	4	1
Wichita State	2184	1557	562	65	0.970	45	41	12	.774	9	0
UAB	1994	1438	490	66	0.967	28	72	13	.847	6	0
Memphis	2080	1468	543	69	0.967	54	52	34	.605	17	0
Florida Atlantic	1956	1432	453	71	0.964	33	66	15	.815	6	1

2024 In Review

AAC League Leaders

Batting Average		Doubles		Stolen Bases		Innings Pitched	
Carter Cunningham, East Carolina	.372	Teo Banks, Tulane	19	Ryley Johnson, East Carolina	23	Caden Favors, Wichita State	99.2
Caleb Hill, UTSA	.349	Mason Lytle, UTSA	18	Logan Braunschweig, UAB	21	Trey Yesavage, East Carolina	93.1
Christian Adams, Florida Atlantic	.348	Jacob Jenkins-Cowart, East Carolina	17	Ben Rozenblum, South Florida	19	Blazye Berry, UAB	92.2
Mason Lytle, UTSA	.348	Carter Cunningham, East Carolina	17	Spencer Rich, Florida Atlantic	19	Collin Daniel, UAB	92.0
Ryley Johnson, East Carolina	.345	Dayvin Johnson, Wichita State	17	Gavin Lewis, Jr., UAB	17	Parker Smith, Rice	89.1
Bristol Carter, East Carolina	.344	Drew Brutcher, South Florida	17	Mason Lytle, UTSA	17	Chandler Welch, Tulane	89.0
Ryan McCrystal, East Carolina	.342	Treyton Rank, Rice	16	Pierre Seals, Memphis	16	Luc Fladda, Tulane	83.0
Alexander Olivo, UTSA	.338	Daunte Stuart, Memphis	16	Jalen DeBose, Florida Atlantic	16	C.J. Williams, Florida Atlantic	82.1
Jacob Jenkins-Cowart, East Carolina	.337	Brandon Stahlman, Charlotte	16	Darryl Buggs, UAB	16	Tommy LaPour, Wichita State	78.1
Matt King, UTSA	.336	Connor Rasmussen, Tulane	15	Jake Curtis, Memphis	15	J.D. McCracken, Rice	77.1
		Brayton Brown, UAB	15				
		Jackson Mayo, South Florida	15				
Slugging Percentage		Triples		Earned Run Average		Appearances	
Carter Cunningham, East Carolina	.664	Darryl Buggs, UAB	5	Trey Yesavage, East Carolina	2.03	Hunter Holmes, Wichita State	38
Linn Jackson, Tulane	.658	Ryley Johnson, East Carolina	5	Blazye Berry, UAB	2.82	Danny Beal, East Carolina	35
Derek Williams, Wichita State	.621	Jordan Rogers, Wichita State	4	Collin Daniel, UAB	3.13	Henry Shuffler, Tulane	30
Mason Lytle, UTSA	.582	Kyte McDonald, Rice	4	Caden Favors, Wichita State	3.25	Tom Vincent, Rice	28
Jack Riedel, Rice	.574	Mason Lytle, UTSA	3	Ruger Riojas, UTSA	3.25	Erik Ritchie, East Carolina	28
Carson Bayne, Charlotte	.565	Jackson Linn, Tulane	3	Danny Beal, East Carolina	3.41	Caleb Anderson, Wichita State	28
Seth Stroh, Wichita State	.556	Carson Bayne, Charlotte	3	Zach Root, East Carolina	3.56	Davion Hickson, Rice	27
Pierre Seals, Memphis	.553	Jack Riedel, Rice	3	C.J. Williams, Florida Atlantic	4.04	AJ Wilson, Charlotte	27
Jacob Jenkins-Cowart, East Carolina	.552	Dante DeFranco, Charlotte	3	Ulises Quiroga, UTSA	3.08		
Caleb Hill, UTSA	.550	Joey Berini, East Carolina	3	Parker Smith, Rice	4.23	Fielding Percentage	
		Tyler Waugh, UAB	3			Tyler Waugh, UAB	1.000
On-Base Percentage				Wins		Spencer Nolan, Charlotte	1.000
Marcus Brodil, South Florida	.500			Trey Yesavage, East Carolina	11	Ryley Johnson, East Carolina	1.000
Carter Cunningham, East Carolina	.468	Home Runs		Ruger Riojas, UTSA	10	Seth Stroh, Wichita State	1.000
Christian Adams, Florida Atlantic	.468	Jack Riedel, Rice	17	Blazye Berry, UAB	9	Justin Wilcoxon, East Carolina	.996
Ryley Johnson, East Carolina	.466	Carter Cunningham, East Carolina	17	Caden Favors, Wichita State	9	Brady Marget, Tulane	.996
Alexander Olivo, UTSA	.460	Jackson Linn, Tulane	16	Ulises Quiroga, UTSA	8	Mauricio Millan, Wichita State	.995
Caleb Hill, UTSA	.459	Teo Banks, Tulane	14	Collin Daniel, UAB	7	Manny Garza, Rice	.994
Thad Ector, Charlotte	.442	Derek Williams, Wichita State	14	Danny Beal, East Carolina	7	Ben Rozenblum, South Florida	.994
Shane Taylor, Charlotte	.442	Jacob Compton, Memphis	14	Chandler Welch, Tulane	7	Mason Lytle, UTSA	.994
Logan Braunschweig, UAB	.438	Justin Wilcoxon, East Carolina	14	Jack Ceibert, South Florida	7	Ryan McCrystal, East Carolina	.994
Colin Tuft, Tulane	.437	Carson Bayne, Charlotte	13	Zach Root, East Carolina	6		
		Jacob Jenkins-Cowart, East Carolina	13	Tommy LaPour, Wichita State	6	Chances	
Runs Scored				Saves		Treyton Rank, Rice	530
Carter Cunningham, East Carolina	77	Total Bases		Brayden Sanders, Memphis	9	Colin Tuft, Tulane	528
Ryley Johnson, East Carolina	75	Carter Cunningham, East Carolina	164	Danny Trehey, Florida Atlantic	8	Justin Wilcoxon, East Carolina	504
Colin Tuft, Tulane	67	Jacob Jenkins-Cowart, East Carolina	144	Chandler Dorsey, South Florida	8	Brady Marget, Tulane	494
Caleb Hill, UTSA	60	Mason Lytle, UTSA	142	Ruger Riojas, UTSA	7	Manny Garza, Rice	488
Jacob Jenkins-Cowart, East Carolina	59	Brady Marget, Tulane	130	Davion Hickson, Rice	7	Muaricio Millan, Wichita State	441
Jordan Rogers, Wichita State	56	Jack Riedel, Rice	128	Tony Rossi, Charlotte	6	Carter Cunningham, East Carolina	433
Mason Lytle, UTSA	55	Teo Banks, Tulane	127	Fischer Kingbery, UTSA	6	Kaden Hopson, Charlotte	398
Dayvin Johnson, Wichita State	53	Jackson Linn, Tulane	123	Jacob Moore, Tulane	6	Emilio Gonzalez, Florida Atlantic	333
Matt King, UTSA	52	Carson Bayne, Charlotte	121	Nate Adler, Wichita State	6	Ben Rozenblum, South Florida	329
Christian Adams, Florida Atlantic	51	Gavin Schulz, Tulane	121	Wyatt Lunsford-Shenkman, East Carolina	5		
Connor Rasmussen, Tulane	51					Putouts	
Teo Banks, Tulane	51	Walks		Strikeouts		Treyton Rank, Rice	491
		Shane Taylor, Charlotte	50	Trey Yesavage, East Carolina	145	Colin Tuft, Tulane	473
Hits		Colin Tuft, Tulane	44	Caden Favors, Wichita State	102	Brady Marget, Tulane	464
Carter Cunningham, East Carolina	92	Drew Brutcher, South Florida	44	Blazye Berry, UAB	99	Justin Wilcoxon, East Carolina	458
Jacob Jenkins-Cowart, East Carolina	88	Logan Braunschweig, UAB	44	Chandler Welch, Tulane	88	Manny Garza, Rice	442
Mason Lytle, UTSA	85	Ryley Johnson, East Carolina	42	AJ Wilson, Charlotte	86	Muaricio Millan, Wichita State	415
Brady Marget, Tulane	82	Connor Rasmussen, Tulane	41	Cole Reynolds, Charlotte	84	Carter Cunningham, East Carolina	407
Ryley Johnson, East Carolina	77	Brady Marget, Tulane	40	Hunter Mink, South Florida	83	Kaden Hopson, Charlotte	362
Camden Johnson, Wichita State	77	Dayvin Johnson, Wichita State	39	Parker Smith, Rice	78	Ben Rozenblum, South Florida	311
Caleb Hill, UTSA	76	Christian Adams, UTSA	39	Zach Root, East Carolina	76	Emilio Gonzalez, Florida Atlantic	307
Matt King, UTSA	74	Jack Riedel, Rice	38	Collin Daniel, UAB	76		
Christian Adams, Florida Atlantic	71	Jake Curtis, Memphis	38	Opposing Batting Average		Assists	
Gavin Schulz, Tulane	71	Kaden Hopson, Charlotte	38	Trey Yesavage, East Carolina	.154	Marcus Cline, Tulane	174
				AJ Wilson, Charlotte	.215	Jake Curtis, Memphis	162
Runs Batted In		Hit By Pitch		Tommy LaPour, Wichita State	.225	Connor Rasmussen, Tulane	160
Jacob Jenkins-Cowart, East Carolina	79	Muaricio Millan, Wichita State	23	Zach Root, East Carolina	.228	Jordan Rogers, Wichita State	147
Carter Cunningham, East Carolina	66	Teo Banks, Tulane	22	Cole Reynolds, Charlotte	.233	Jack Riedel, Rice	149
Brady Marget, Tulane	59	Jordan Rogers, Wichita State	21	Trey Beard, Florida Atlantic	.233	Kam Durnin, Wichita State	147
Jacob Compton, Memphis	54	Colin Tuft, Tulane	19	Blazye Barry, UAB	.239	Daunte Stuart, Memphis	141
Gavin Schulz, Tulane	51	Jacob Starling, East Carolina	18	Ulises Quiroga, UTSA	.239	Brando Leroux, Florida Atlantic	141
Connor Rasmussen, Tulane	51	Derek Williams, Wichita State	18	Danny Beal, East Carolina	.239	Pierce Gallo, Rice	136
Teo Banks, Tulane	51	Caleb Hill, UTSA	17	C.J. Williams, Florida Atlantic	.244	Joey Berini, East Carolina	133
Seth Stroh, Wichita State	51	Brando Leroux, Florida Atlantic	15				
John Schroeder, Florida Atlantic	50	Alexander Olivo, UTSA	14				
Carson Bayne, Charlotte	47						
Brayton Brown, UAB	47						

Records & History

Individual Hitting

Games Played

Career

246, Michael Ratterree, (2010-13)
244, Ryan Chandler (2015-2018)
241, Austin Davis (2001-2004)
240, Diego Seastrunk (2007-10)
234, Eric Arnold (1999-2002)
231, Ford Stainback, (2012-15)
225, Bradley Gneiting (2017-21)
224, Michael Fuda, (2008-12)
219, Donald Allen (1989-92)
218, Shane Hoelscher (2011-2014)

Season

74, Jacob Baker (1999)
74, Jason Gray (1999)
74, Brett Smith (1999)
74, Damon Thames (1999)
74, Charles Williams (1999)
70, Will Ford (1999)
70, Craig Stansberry (2003)
70, Vincent Sinisi (2003)
70, Brian Friday (2006)
70, Greg Buchanan (2006)
70, Josh Rodriguez (2006)
70, Tyler Henley (2006)
70, Joe Savery (2007)

Batting Average

Career (400 Career At-Bats)

.399, Damon Thames (1998-99)
.385, Lance Berkman (1995-97)
.382, Vincent Sinisi (2002-03)
.376, Jose Cruz Jr. (1993-95)
.371, Anthony Rendon (2009-11)
.356, Joe Savery (2005-2007)
.355, Bubba Crosby (1996-98)
.355, Chris Kolkhorst (2002-2004)
.353, Mark Quinn (1994-95)
.347, Jacob Baker (1996-99)

Season (2.5 At-Bats Per Team Game)

.431, Lance Berkman (1997)
.428, Vincent Sinisi (2002)
.424, Damon Thames (1998)
.419, Jim Fox (1962)
.401, Jose Cruz Jr. (1994)
.398, Lance Berkman (1996)
.398, Will Ford (1999)
.3938, Anthony Rendon (2010)
.3937, Bubba Crosby (1998)
.388, Anthony Rendon (2009)

At Bats

Career

924, Austin Davis (2001-2004)
899, Michael Ratterree (2010-2013)
891, Eric Arnold (1999-2002)
887, Ford Stainback, (2012-15)
877, Diego Seastrunk (2007-10)
822, Michael Fuda, (2008-12)
810, Bradley Gneiting (2017-21)
804, Shane Hoelscher (2011-2014)
792, Tyler Henley (2005-2007)
750, Chris Kolkhorst (2002-2004)



Austin Davis, 2001-04

Season

317, Charles Williams (1999)
313, Damon Thames (1999)
295, Greg Buchanan (2006)
294, Jason Gray (1999)
294, Jacob Baker (1999)
287, Vincent Sinisi (2003)
283, Damon Thames (1998)
281, A.J. Porfirio (2001)
280, Brian Friday (2007)
278, Brett Smith (1999)

Game

9, several, last Tristan Gray, Connor Teykl & Charlie Warren vs. Houston (May 31, 2015)

Hits

Career

309, Austin Davis (2001-2004)
291, Eric Arnold (1999-2002)
287, Diego Seastrunk (2007-10)
285, Lance Berkman (1995-97)
282, Ryan Chandler (2015-2018)
266, Chris Kolkhorst (2002-2004)
261, Joe Savery (2005-2007)
259, Michael Fuda, (2008-12)
256, Jacob Baker (1996-99)
253, Anthony Rendon (2009-11)

Season

120, Damon Thames (1998)
118, Damon Thames (1999)
116, Charles Williams (1999)
116, Vincent Sinisi (2002)
110, Lance Berkman (1997)
105, Will Ford (1999)
102, Greg Buchanan (2006)
98, Joe Savery (2007)
97, A.J. Porfirio (2001)
97, Vincent Sinisi (2003)

Game

6, Bubba Crosby vs. McNeese State (Feb. 14, 1997, at Cameron Field)
6, Lance Berkman vs. Cincinnati (Feb. 21, 1997, at Cameron Field)
6, Will Ford vs. Wisconsin-Milwaukee (May 29, 1999, at Lubbock)
6, Paul Janish vs. Nevada (Apr. 3, 2004, at Reno)
5 by several; latest by Bradley Gneiting at Charlotte (April 12, 2019)

Consecutive Games Hitting Streak

30, Bubba Crosby (1998)
29, Charles Williams (1998-99)
29, Damon Thames (1998-99)


Runs Scored

Career

233, Lance Berkman (1995-97)
223, Jason Richards (1996-98)
223, Austin Davis (2001-2004)
203, Jay Knoblauch (1985-88)
203, Tyler Henley (2005-2007)
201, Anthony Rendon (2009-11)
200, Bubba Crosby (1996-98)
199, Jose Cruz Jr. (1993-95)
198, Chris Kolkhorst (2002-2004)
193, Michael Ratterree (2010-2013)

Season

109, Lance Berkman (1997)
88, Damon Thames (1998)
86, Damon Thames (1999)
83, Anthony Rendon (2010)
82, Charles Williams (1999)
81, Joseph Cathey (1997)
77, Jose Cruz Jr. (1995)
77, Jeff Venghaus (1996)
77, A.J. Porfirio (2001)
77, Chris Kolkhorst (2003)



Damon Thames, 1998-99

Records & History



Jose Cruz Jr., 1993-95

Game

- 6, Joseph Cathey vs. McNeese State (Feb. 14, 1997, at Cameron Field)
- 6, Lance Berkman vs. McNeese State (Feb. 14, 1997, at Cameron Field)
- 6, Jason Richards vs. Cincinnati (Feb. 21, 1997, at Cameron Field)
- 6, Aaron Luna vs. Marshall (May 18, 2006)
- 6, Andrew Dunlap at UAB (May 19, 2017)
- 5, by many; latest by Rick Hague at Houston (May 27, 2010)

Runs Batted In

Career

- 272, Lance Berkman (1995-97)
- 243, Bubba Crosby (1996-98)
- 217, Eric Arnold (1999-2002)
- 203, Jose Cruz Jr. (1993-95)
- 200, Diego Seastrunk (2007-10)
- 194, Anthony Rendon (2009-11)
- 190, Michael Ratterree (2010-2013)
- 187, Damon Thames (1998-99)
- 185, Jay Knoblauch (1985-88)
- 179, Will Ford (1996-99)

Season

- 134, Lance Berkman (1997)
- 115, Damon Thames (1998)
- 92, Lance Berkman (1996)
- 91, Bubba Crosby (1998)
- 89, Mark Quinn (1995)
- 88, Bubba Crosby (1997)
- 85, Anthony Rendon (2010)
- 81, Jacques Landry (1996)
- 80, Vincent Sinisi (2002)
- 76, Jose Cruz Jr. (1995)

Game

- 10, Jose Cruz Jr. vs. Southwest Texas St. (Feb. 9, 1995)
- 9, Mike Fox at Texas Tech (March 22, 1985)
- 9, Trei Cruz vs. Rhode Island (Feb. 17, 2019)
- 8, Eric Graff vs. Lamar (April 9, 1985)
- 8, Bubba Crosby vs. McNeese State (Feb. 14, 1997)
- 8, Lance Berkman vs. Cincinnati (Feb. 21, 1997)
- 8, Lance Berkman vs. Northwestern St. (Feb. 23, 1997)

- 8, Damon Thames vs. TCU (April 3, 1998)
- 8, Bubba Crosby at New Mexico (April 11, 1998)
- 8, Vincent Sinisi vs. Southwest Texas St. (March 3, 2002)
- 8, Anthony Rendon vs. California (March 13, 2010)

Doubles

Career

- 65, Austin Davis (2001-2004)
- 64, Eric Arnold (1999-2002)
- 64, Lance Berkman (1995-97)
- 62, Diego Seastrunk (2007-2010)
- 60, Damon Thames (1998-99)
- 56, Joe Savery (2005-2007)
- 56, Rick Hague (2008-2010)
- 56, Ryan Chandler (2015-2018)
- 55, Brian Friday (2005-2007)
- 52, Michael Ratterree (2010-2013)

Season

- 36, Damon Thames (1998)
- 29, Brian Friday (2007)
- 26, Lance Berkman (1995)
- 26, Tyler Henley (2006)
- 25, Hunter Brown (2001)
- 24, Jacob Baker (1999)
- 24, Will Ford (1999)
- 24, Damon Thames (1999)
- 24, Austin Davis (2003)
- 22, Lance Berkman (1997)
- 22, Charles Williams (1999)
- 22, Vincent Sinisi (2002)

Triples

Career

- 20, Bubba Crosby (1996-98)
- 15, Jay Knoblauch (1985-88)
- 15, Chris Boni (1992-95)
- 15, Charles Williams (1997-99)
- 15, Tyler Henley (2005-2007)
- 13, Damon Thames (1998-99)
- 11, Lance Berkman (1995-97)
- 11, Will Ford (1996-99)
- 11, Michael Fuda, (2008-12)
- 10, John Eierman (1989-91)
- 10, Chris Kolkhorst (2002-2004)
- 10, Josh Rodriguez (2004-2006)
- 10, Chad Mozingo (2008-2010)

Season

- 11, Bubba Crosby (1997)
- 9, Charles Williams (1999)
- 8, Jason Gray (1999)
- 7, Chris Boni (1995)
- 7, Damon Thames (1998)
- 7, Matt Fox (1999)
- 7, Tyler Henley (2006)
- 6, Robert deLeeuw (1978)
- 6, Scott Johnson (1983)
- 6, Patrick Hallmark (1995)
- 6, Bubba Crosby (1996)
- 6, Will Ford (1997)
- 6, Damon Thames (1999)
- 6, Steven Sultzbaugh (2009)
- 6, Michael Fuda (2010)
- 6, Trei Cruz (2019)

Home Runs

Career

- 67, Lance Berkman (1995-97)
- 59, Bubba Crosby (1996-98)
- 52, Anthony Rendon (2009-10)
- 43, Jose Cruz Jr. (1993-95)
- 42, Eric Arnold (1999-2002)
- 39, Jay Knoblauch, (1985-88)
- 39, Aaron Luna (2006-2008)
- 37, Damon Thames (1998-99)
- 33, Jacques Landry (1995-96)
- 32, Enrique Cruz (2001-03)
- 32, Rick Hague (2008-10)



Lance Berkman, 1995-97

Season

- 41, Lance Berkman (1997)
- 26, Damon Thames (1998)
- 26, Anthony Rendon (2010)
- 25, Bubba Crosby (1998)
- 22, Bubba Crosby (1997)
- 20, Lance Berkman (1996)
- 20, Jason Gray (1999)
- 20, Anthony Rendon (2009)
- 19, Jacques Landry (1996)
- 18, Mark Quinn (1995)

Game

- 4, Lance Berkman vs. Massachusetts (March 9, 1996)
- 4, Bubba Crosby at New Mexico (April 11, 1998)
- 3, Carl Reynolds vs. Baylor (March 22, 1956)
- 3, Eric Graff at TCU (March 27, 1987)
- 3, Jose Cruz Jr. vs. Southwest Texas St. (Feb. 9, 1995)
- 3, Damon Thames at New Mexico (April 11, 1998)
- 3, Anthony Rendon vs. Rider (June 5, 2010 at Austin)

Doubleheader

- 6, Lance Berkman vs. Massachusetts (March 9, 1996, at Cameron Field)

HR in Consecutive Games

- 6, Lance Berkman vs. Massachusetts (2/4, March 9, 1996, at Cameron Field)
- 6, Bubba Crosby vs. New Mexico (2/4, April 10-11, 1998, at Albuquerque, N.M.)
- 5, Jose Cruz Jr. vs. S.F. Austin State, Southwest Texas State (2/3, Feb. 8-9, 1995, at Cameron Field)

Records & History

Consecutive Games With At Least One Home Run

- 7, Bubba Crosby (April 7-17, 1998)
- 5, Lance Berkman (Feb. 8-14, 1997)
- 5, Lance Berkman (Feb. 21-28, 1997)

Home Runs in Consecutive At-Bats

- 4, Jose Cruz Jr. vs. S.F. Austin State, Southwest Texas State (1/3, Feb. 8-9, 1995, at Cameron Field)
- 4, Lance Berkman vs. Massachusetts (March 9, 1996, at Cameron Field)

Inning

- 2, Jacques Landry vs. Texas (May 18, 1996, at Lubbock)
- 2, Eric Arnold vs. TCU (April 1, 2000, at Reckling Park)

Total Bases

Career

- 572, Lance Berkman (1995-97)
- 499, Bubba Crosby (1996-98)
- 499, Eric Arnold (1999-2002)
- 463, Anthony Rendon (2009-11)
- 461, Austin Davis (2001-2004)
- 449, Jay Knoblauch (1985-88)
- 435, Damon Thames (1998-99)
- 428, Diego Seastrunk (2007-2010)
- 406, Rick Hague (2008-2010)
- 404, Jacob Baker (1996-99)

Season

- 263, Lance Berkman (1997)
- 248, Damon Thames (1998)
- 192, Bubba Crosby (1997)
- 187, Damon Thames (1999)
- 184, Jason Gray (1999)
- 183, Bubba Crosby (1998)
- 181, Anthony Rendon (2010)
- 180, Lance Berkman (1996)
- 177, Mark Quinn (1995)
- 177, Charles Williams (1999)

Game

- 18, Bubba Crosby vs. New Mexico (April 11, 1998, at Albuquerque, N.M.)
- 17, Bubba Crosby vs. McNeese State (Feb. 14, 1997, at Cameron Field)
- 16, Eric Graff vs. TCU (March 27, 1987, at Fort Worth)
- 16, Lance Berkman vs. Massachusetts (March 9, 1996, at Cameron Field)
- 14, Mike Macha vs. Texas Tech (March 21, 1975, at Lubbock)
- 14, Trei Cruz vs. Rhode Island (Feb. 17, 2019)

Slugging Percentage

Career (Min. 400 AB)

- .772, Lance Berkman (1995-97)
- .737, Bubba Crosby (1996-98)
- .730, Damon Thames (1998-99)
- .679, Anthony Rendon (2009-11)
- .676, Jose Cruz Jr. (1993-95)
- .617, Mark Quinn (1994-95)
- .612, Jacques Landry (1995-96)
- .609, Jay Knoblauch (1985-88)
- .572, Vincent Sinisi (2002-03)
- .570, Aaron Luna (2006-2008)
- .560, Eric Arnold (1999-2002)
- .570, Aaron Luna (2006-2008)
- .560, Eric Arnold (1999-2002)



Bubba Crosby, 1996-98

Season (2.5 at-bats per team game)

- 1.031, Lance Berkman (1997)
- .876, Damon Thames (1998)
- .828, Bubba Crosby (1998)
- .801, Anthony Rendon (2010)
- .747, Lance Berkman (1996)
- .744, Bubba Crosby (1997)
- .742, Jose Cruz Jr. (1994)
- .717, Jay Knoblauch (1987)
- .708, Mark Quinn (1995)
- .702, Anthony Rendon (2009)

Bases On Balls

Career

- 186, Jose Cruz Jr. (1993-95)
- 182, Jason Richards (1996-98)
- 176, Anthony Rendon (2009-11)

Season

- 80, Anthony Rendon (2011)
- 76, Jose Cruz Jr. (1995)
- 65, Jason Richards (1997)
- 65, Anthony Rendon (2010)
- 64, Jose Cruz Jr. (1994)
- 60, Jason Richards (1996)
- 59, Lance Berkman (1997)
- 57, Lance Berkman (1996)
- 57, Jason Richards (1998)
- 57, Brett Smith (1999)

Game

- 5, Jose Cruz Jr. vs. Texas Southern (Feb. 22, 1995, at MacGregor Park)

Stolen Bases

Career

- 86, Donald Allen (1989-92)
- 84, Ben Mathews (1985-88)
- 68, Jay Knoblauch (1985-88)
- 56, Scott Johnson (1981-84)
- 55, Chris Boni (1992-95)
- 54, Jose Cruz Jr. (1993-95)
- 46, David Brooks (1993-95)
- 45, Jeff Venghaus (1994-96)
- 41, Jason Ogden (1990-92)
- 38, Brian Friday (2005-2007)

Season

- 33, Ben Mathews (1988)
- 31, Ben Mathews (1986)
- 29, Jose Cruz Jr. (1994)
- 28, Scott Johnson (1984)
- 25, Jay Knoblauch (1986)
- 24, Donald Allen (1992)
- 23, Donald Allen (1990)
- 23, Chris Boni (1994)
- 20, Jay Knoblauch (1988)
- 20, Donald Allen (1991)
- 20, Jason Ogden (1992)

Game

- 4, Jose Cruz Jr. vs. Texas Tech (May 12, 1994, at Austin)

Most Times On Base

Game (Nine-Inn.)

- 7, Jose Cruz Jr. vs. Texas Southern (Feb. 22, 1995, at MacGregor Park)
- 7, Bubba Crosby vs. McNeese State (Feb. 14, 1997, at Cameron Field)
- 7, Lance Berkman vs. Cincinnati (Feb. 21, 1997, at Cameron Field)
- 7, Rick Hague vs. California (Mar. 13, 2010)

Most Hit By Pitch

Career

- 63, Tyler Henley (2005-2007)
- 52, Aaron Luna (2006-2008)
- 49, Chris Kolkhorst (2002-2004)

Season

- 25, Chris Kolkhorst (2003)
- 25, Aaron Luna (2006)
- 22, Tyler Henley (2007)
- 21, Tyler Henley (2005)
- 20, Tyler Henley (2006)
- 19, Andrew Dunlap (2019)
- 18, Chris Kolkhorst (2004)
- 18, Aaron Luna (2008)
- 18, Keenan Cook (2014)
- 17, Braden Comeaux (2019)

Individual Fielding

Putouts

Game

- 23, Geoff Perrott at Hawaii (Feb. 22, 2013)
- 23, Connor Teykl at Houston (May 31, 2015)
- 22, Harold Stockbridge vs. SMU (April 30, 1948)

Passed Balls

Game

- 4, Manny Garza vs. Middle Tennessee (May 15, 2022)

Individual Pitching

Wins

Career

- 42, Jeff Nichols (1997-01)
- 41, Kenny Baugh (1998-01)
- 35, Philip Humber (2002-2004)
- 34, Mario Ramos (1997-99)
- 31, Blake Fox (2013-16)
- 30, Matt Anderson (1995-97)
- 28, Jeff Niemann (2002-2004)
- 27, Allan Ramirez (1976-79)
- 27, John Polasek (1987-90)
- 26, Darrell Richardson (1991-93)
- 26, Ryan Berry (2007-2009)

Records & History



Jeff Niemann, 2002-04

Season

17, Jeff Niemann (2003)
15, Jeff Nichols (1999)
13, Mario Ramos (1999)
13, Kenny Baugh (2001)
13, Steven Herce (2002)
13, Philip Humber (2004)
13, Eddie Degerman (2006)
12, Jeff Nichols (1998)
12, Mario Ramos (1998)
12, Kenny Baugh (1999)
12, Kenny Baugh (2000)
12, Jon Skaggs (2000)
12, Wade Townsend (2004)
12, Josh Geer (2005)
12, Blake Fox (2014)

Consecutive

21, Blake Fox (2013-15)
18, Jeff Niemann (2002-03)
17, Philip Humber (2002-03)

Earned Run Average

Career (100 IP)

1.91, Zech Lemond (2012-14)
2.00, Justin Crowder (2002)
2.05, Ray Hooten (1966-67)
2.05, Wade Townsend (2002-04)
2.25, Norm Charlton (1982-84)
2.33, Austin Kubitzka (2011-13)
2.33, Ronnie Henson (1966-67)
2.35, Bobby Bramhall (2005-07)
2.36, David Pavlas (1981-84)
2.41, Jeff Niemann (2002-04)

Season (1 IP per team game)

0.98, Mike Pettit (1972)
1.36, Ray Hooten (1966)
1.37, Donnie Brogna (1969)
1.46, Blake Fox (2014)
1.52, Scott Wise (1970)
1.70, Jeff Niemann (2003)
1.76, Mickey Holder (1967)
1.80, John Wolda (1956)
1.81, Bill Palmer (1966)
1.82, Cole St. Clair (2006)

Saves

Career

27, Cole St. Clair (2005-08)
20, Matt Ditman (2013-15)
18, Zech Lemond (2012-14)
17, David Aardsma (2002-03)
17, Glenn Otto (2015-17)
14, Matt Anderson (1995-97)
14, Philip Barzilla (2000-01)
13, Jesse Kurtz-Nicholl (1996-99)
13, Wade Townsend (2002-04)
13, Tyler Duffey (2010-12)
13, Kendal Jefferies (2016-19)

Season

14, Zech Lemond (2013)
12, David Aardsma (2003)
12, Tony Cingrani (2011)
11, Cole St. Clair (2006)
11, Matt Ditman (2015)
10, Philip Barzilla (2001)
9, Tim Byrdak (1994)
9, Matt Anderson (1997)
9, Cole St. Clair (2007)
9, Matt Ditman (2014)

Innings Pitched

Career

460.0, Kenny Baugh (1998-2001)
427.1, Jeff Nichols (1997-2001)
377.0, Mario Ramos (1997-99)
353.2, Philip Humber (2002-2004)
342.0, Allan Ramirez (1976-79)
338.1, Rob Howard (1988-91)
332.1, Matt Williams (1978-81)
330.1, John Polasek (1987-90)
330.0, Blake Fox (2013-16)
322.1, Marc Gwyn (1997-2000)

Season

154.0, Mario Ramos (1999)
141.2, Kenny Baugh (2000)
141.1, Kenny Baugh (2001)
137.2, Jeff Nichols (1999)
137.1, Jeff Niemann (2003)
130.2, Eddie Degerman (2006)
129.1, Darrell Richardson (1992)
128.0, Philip Humber (2003)
124.2, Josh Geer (2005)
123.1, Matt Williams (1981)


Game

15.0, Bobby Leggett vs. Texas (Mar. 31, 1953, at Rice)
14.0, Matt Williams vs. Texas (May 15-16, 1981, at Austin)
13.0, John Wolda vs. SMU (May 14, 1955)
10.0, John Wolda at Texas A&M (May 4, 1956)
9.1, Kevin McCanna vs. Old Dominion (Mar. 8, 2014)
9.1, Austin Orewiler at Houston (May 31, 2015, at UH)

Strikeouts

Career

447, Kenny Baugh (1998-2001)
422, Philip Humber (2002-04)
418, Allan Ramirez (1976-79)
392, Jeff Nichols (1997-01)
363, Wade Townsend (2002-04)
350, Mario Ramos (1997-99)
348, Matt Canterino (2017-2019)
317, Darrell Richardson (1991-93)
317, Marc Gwyn (1997-2000)
314, Eddie Degerman (2004-06)



Eddie Degerman, 2004-06

Season

172, Eddie Degerman (2006)
164, Wade Townsend (2003)
163, Kenny Baugh (2001)
156, Jeff Niemann (2003)
154, Philip Humber (2004)
148, Wade Townsend (2004)
148, Jon Duplantier (2016)
146, Mario Ramos (1999)
138, Philip Humber (2003)
134, Allan Ramirez (1976)
134, Austin Kubitzka (2013)

Game

19, John Hathorn vs. SMU (1919)
17, Philip Humber vs. Hawaii (Mar. 20, 2004)
16, John Hathorn vs. Texas A&M (1918)
16, Allan Ramirez vs. Texas (1976)
16, Eddie Degerman at Louisiana Tech (Apr. 9, 2005)

Appearances

Career

109, Cole St. Clair (2005-2008)
92, Marc Gwyn (1997-2000)
92, Tyler Duffey, (2010-12)
91, Jesse Kurtz-Nicholl (1996-99)
88, Jeff Nichols (1997-01)
85, Evan Kravetz, (2016-19)
83, Matt Anderson (1995-97)
83, Stephen Bess (1996-99)
82, Glenn Otto (2015-17)
79, Kenny Baugh (1998-01)

Records & History



Philip Humber, 2002-04

Season

- 40, David Aardsma (2003)
- 38, Jesse Kurtz-Nicholl (1999)
- 37, Cole St. Clair (2006)
- 36, Tyler Duffey, (2012)
- 34, Tony Cingrani (2011)
- 33, Steve Blackshear (1986)
- 33, Glenn Otto (2016)
- 32, Cole St.Clair (2005)
- 32, Bryce Cox (2006)
- 32, Matt Evers (2009)
- 32, Zech Lemond (2013)

Games Started

Career

- 7, Kenny Baugh (1998-2001)
- 66, Jeff Nichols (1997-2001)
- 55, Rob Howard (1988-91)
- 51, Mario Ramos (1997-99)
- 49, Darrell Richardson (1991-93)
- 49, Philip Humber (2002-04)
- 48, Allan Ramirez (1976-79)
- 48, Blake Fox (2013-16)
- 47, Ryan Berry (2007-09)
- 47, Austin Kubitzka (2011-13)

Season

- 21, Jeff Nichols (1999)
- 21, Kenny Baugh (2001)
- 20, Mario Ramos (1999)
- 20, Kenny Baugh (2000)
- 20, Ryan Berry (2007)
- 19, Eddie Degerman (2006)
- 18, Rob Howard (1990)
- 18, John Polasek (1990)
- 18, Darrell Richardson (1992)
- 18, Jeff Niemann (2003)
- 18, Philip Humber (2003)
- 18, Joe Savery (2007)

Complete Games

Career

- 39, Allan Ramirez (1976-79)
- 25, Matt Williams (1978-81)
- 20, Rob Howard (1988-91)
- 19, John Wolda (1954-56)
- 17, David Hinnrichs (1983-84)
- 17, Tim Englund (1983-84)
- 17, John Polasek (1987-90)
- 17, Darrell Richardson (1991-93)
- 14, Pat Devine (1979-82)
- 14, Norm Charlton (1982-84)
- 14, Mike Cooper (1988-90)
- 14, Mario Ramos (1997-99)
- 14, Kenny Baugh (1998-2001)

Season

- 13, David Hinnrichs (1983)
- 11, Allan Ramirez (1976)
- 10, Mike Pettit (1972)
- 10, Allan Ramirez (1978)
- 10, Allan Ramirez (1979)
- 10, Matt Williams (1980)
- 10, Norm Charlton (1984)

Shutouts

Career

- 7, Mike Pettit (1972-74)
- 7, Allan Ramirez (1976-79)
- 4, Matt Williams (1978-81)
- 4, Tim Englund (1983-84)
- 4, Mike Cooper (1988-90)
- 4, Rob Howard (1988-91)
- 3, Rick Kelley (1980-81)
- 3, Pat Devine (1980-82)
- 3, Jim Miller (1991-94)
- 3, Mario Ramos (1997-99)
- 3, Marc Gwyn (1997-2000)
- 3, Kenny Baugh (1998-2001)
- 3, Ryan Berry (2007-09)
- 3, Taylor Wall (2009-12)

Season

- 5, Allan Ramirez (1976)
- 3, Mike Pettit (1972)
- 3, Mike Pettit (1974)
- 3, Pat Devine (1981)
- 3, Tim Englund (1983)
- 3, Rob Howard (1989)
- 3, Mike Cooper (1990)
- 3, Jim Miller (1992)



Jeff Nichols, 1997-99, 2001

Rice No-Hitters

- Ray Hart vs. SMU, April 18, 1931, 5-0
- Chester Klaerner vs. Baylor, April 7, 1932, 4-0
- Chester Klaerner vs. SMU, April, 1932, 4-0
- Larry Reneau, 1972
- Allan Ramirez vs. SMU, Feb. 28, 1976 (seven inn.)
- David Hinnrichs vs. St. Edwards, Feb. 13, 1983
- Jeff Nichols vs. Hawaii, Mar. 14, 1998

Team Season Records

Games Played

- 74, 1999
- 70, 2003
- 70, 2006
- 70, 2007
- 67, 2001
- 66, 2000
- 66, 2002
- 65, 1996
- 64, 2005
- 64, 2013
- 64, 2017

Batting Average

- .338, 1997
- .337, 1998
- .328, 1999
- .326, 2010
- .320, 2009
- .319, 2002
- .317, 1995
- .315, 2006
- .313, 1996
- .313, 2003

Games Won

- 59, 1999
- 58, 2003
- 57, 2006
- 56, 2007
- 52, 2002
- 47, 1997
- 47, 2001
- 47, 2008
- 46, 1998
- 46, 2004
- 45, 2005

At Bats

- 2654, 1999
- 2472, 2003
- 2412, 2007
- 2373, 2001
- 2372, 2006
- 2366, 2002
- 2288, 1997
- 2248, 1998
- 2237, 1996
- 2233, 2000

Records & History

Runs Scored	485, 2006	Home Runs	120, 1997	Bases On Balls	359, 1997	Team Pitching	185, 1984	Saves	22, 2006
612, 1997	471, 1995	118, 1998	118, 1998	351, 1996	351, 1996	Earned Run Average	2.60, 1984	21, 2007	
601, 1999	460, 2007	96, 2010	96, 2010	338, 1995	338, 1995	2.65, 2004	Most Strikeouts	20, 2003	
588, 1998	449, 2003	80, 2006	80, 2006	320, 2010	320, 2010	2.74, 2003	653, 2003	19, 2011	
564, 2010	433, 2002	78, 1999	78, 1999	316, 1998	316, 1998	2.76, 1974	653, 2006	19, 2016	
547, 1996	423, 2008	76, 1996	76, 1996	316, 1999	316, 1999	2.79, 2002	629, 1999	18, 2014	
527, 1995		73, 2002	73, 2002	315, 2007	315, 2007	2.82, 2012	609, 2004	18, 2015	
523, 2006	Doubles	72, 1995	72, 1995	307, 2003	307, 2003	2.83, 2013	591, 2001	17, 1999	
511, 2007	174, 1999	71, 2009	71, 2009	305, 2011	305, 2011	2.86, 1981	571, 2002	17, 2012	
505, 2003	163, 2001	65, 2005	65, 2005	289, 2006	289, 2006	2.97, 1976	571, 2005	17, 2013	
485, 2002	162, 2006			289, 2008	289, 2008	3.03, 2001	552, 2007		
	161, 1998	Stolen Bases				3.04, 2007	552, 2008	Shutouts	
Hits	152, 2007	119, 1994		Strikeouts		3.06, 1983	547, 2012	12, 2013	
870, 1999	148, 2002	101, 1988		545, 2024				10, 2003	
773, 1997	143, 1996	101, 1995		534, 2019		Fewest Hits Allowed		10, 2004	
773, 2003	135, 2000	95, 1996		534, 2022		260, 1976		9, 1981	
758, 1998	133, 2003	89, 1990		513, 2023		261, 1974		9, 1984	
754, 2002	132, 2005	88, 1992		490, 1999		283, 1975		8, 1989	
749, 2007		78, 1986		469, 2018		306, 1978		8, 2007	
748, 2006	Triples	78, 1989		439, 2006		332, 1980		8, 2012	
724, 2010	37, 1999	77, 1985		430, 2017				8, 2014	
714, 2001	35, 1997	75, 2006		409, 2005		Fewest Runs Allowed		7, 1976	
700, 1996	30, 1995			404, 1997		161, 1976			
	29, 1986					162, 1974			
Runs Batted In	28, 1996					182, 1981			
565, 1997	27, 1998					182, 2004			
541, 1998	23, 2006					183, 1983			
540, 1999	22, 1993								
532, 2010	22, 1994								
493, 1996	21, 2007								

Team Hitting • Single Game

At Bats

76 vs. Texas (May 15-16, 1981, at Austin)
70 at Houston (May 31, 2015, at Cougar Field)

Runs Scored

37 vs. Cincinnati (Feb. 21, 1997, at Cameron Field)
35 vs. McNeese State (Feb. 14, 1997, at Cameron Field)
28 vs. New Mexico (April 11, 1998, at Albuquerque, N.M.)
27 vs. S.F. Austin State (Feb. 21, 1993, at Cameron Field)
27 vs. Wisconsin-Milwaukee (May 29, 1999, at Lubbock)
26 vs. Texas Southern (Feb. 18, 1992, at Cameron Field)
26 vs. Houston (March 19, 1994, at Cougar Field)
26 vs. New Mexico (April 12, 1998, at Albuquerque, N.M.)
26 vs. Marshall (May 18, 2006, at Charleston, W.V.)
26 vs. California (March 13, 2010)
26 at UAB (May 19, 2017)
25 vs. Texas Tech (March 22, 1985, at Lubbock)
25 vs. Oklahoma State (Feb. 22, 1997)
25 vs. Southwest Missouri State (May 25, 1997, at Lubbock)
25 vs. Prairie View (Feb. 27, 2019)

Runs Scored In an Inning

13 at S.F. Austin State (Feb. 8, 1995, at Nacogdoches)
13 vs. Prairie View A&M (Feb. 27, 2019)

Hits

34 vs. Cincinnati (Feb. 21, 1997, at Cameron Field)
33 vs. Wisconsin-Milwaukee (May 29, 1999, at Lubbock; NCAA Tournament record)
31 vs. McNeese State (Feb. 14, 1997, at Cameron Field)
28 vs. New Mexico (April 11, 1998, at Albuquerque, N.M.)
27 vs. Memphis (April 15, 2006, at Reckling Park)
26 vs. TCU (April 19, 1983, at Fort Worth)
25 vs. Houston (March, 19, 1994, at Cougar Field)
25 vs. Houston (May 10, 1996, at Cougar Field)

25 vs. Southwest Missouri State (May 25, 1997, at Lubbock)

25 vs. Utah (April 18, 1998, at Salt Lake City, Utah)
25 vs. Prairie View A&M (Feb. 27, 2019)
24 vs. Texas Southern (Feb. 18, 1992, at Cameron Field)
24 vs. UNLV (March 15, 1997, at Las Vegas, Nev.)
24 vs. San Jose State (March 29, 2003, at Reckling Park)

Doubles

11 vs. Memphis (April 15, 2006, at Memphis, Tenn.)

Triples

5 vs. McNeese State (Feb. 14, 1997, at Cameron Field)
4 vs. Lamar (April 23, 1996, at Beaumont)

Home Runs

10 vs. New Mexico (April 11, 1998, at Albuquerque, N.M.)
9 vs. Cincinnati (Feb. 21, 1997, at Cameron Field)
7 vs. Texas Tech (April 26, 1983, at Lubbock)
7 vs. Massachusetts (March 9, 1996, at Cameron Field)
7 vs. McNeese State (Feb. 14, 1997, at Cameron Field)
7 vs. Nevada (March 26, 2005, at Reckling Park)
7 vs. UAB (May 19, 2017)

Stolen Bases

8 vs. Texas Tech (May 12, 1994, at Austin)

Bases On Balls

21 vs. Texas Southern (Feb. 22, 1995, at MacGregor Park)

Largest Margin of Victory

31: Rice 35, McNeese State 4 (Feb. 14, 1997, at Cameron Field)
28: Rice 37, Cincinnati 9 (Feb. 21, 1997, at Cameron Field)
26: Rice 27, Wisconsin-Milwaukee 1 (May 29, 1999, at Lubbock)
25: Rice 26, Texas Southern 1 (Feb. 18, 1992, at Cam-

eron Field)

Largest Margin of Defeat

28: Oklahoma State 31, Rice 3 (March 17, 1986, at Stillwater, Okla.)

Most Assists

24 at Hawaii (Feb. 22, 2013)
24 at Houston (May 31, 2015)
22 vs. California (March 12, 2011 at San Francisco)
22 vs. Louisiana Tech (May 17, 2014)
21 vs. Lamar (April 20, 1982)
21 vs. Louisiana (June 4, 2010, at Austin)
21 at Louisiana Tech (May 20, 2016, at Ruston, La.)

Most Errors

10 vs. UNLV (March 15, 1997, at Las Vegas, Nev.)
8 vs. Arizona (Feb. 20, 2019, at Reckling Park)

Most Left on Base

18 vs. Texas (March 31, 1953, at Rice Field)
18 vs. Louisiana (April 5, 2011, at Reckling Park)

Most Sacrifices

5 vs. Lamar (April 20, 1982, at Cameron Field)

Most Batters Hit by Pitch

5 vs. Sam Houston State (April 3, 1996, at Huntsville)
5 vs. Brigham Young (May 14, 1997, at San Diego, Calif.)
5 vs. Nevada (March 27, 2005, at Reckling Park)
5 vs. Cal. State Fullerton (Mar. 3, 2006, at Reckling Park)
5 at Texas A&M (Apr. 4, 2006, at College Station)
5 vs. UAB (Apr. 8, 2006, at Reckling Park)
5 vs. Marshall (May 18, 2006, at Reckling Park)
5 vs. Marshall (Mar. 22, 2008, at Charleston, W.Va.)
5 vs. Gonzaga (Mar. 10, 2018)
5 vs. Louisiana (Feb. 19, 2023 at Reckling Park)
5 vs. Charlotte (Mar. 3, 2024)

Most Opp. Batters Hit By Pitch

10 vs. Washington (May 22, 1998, at College Station)

Records & History

Year-By-Year Records

Year	Overall		Conf.		Coach
	W-L	Pct.	W-L-T	Pct.	
1913	3-3	.500			Philip Arbuckle
1914	8-8-1	.500	1-2-1	.333	Philip Arbuckle
1915	5-13	.278	3-11 (5)	.214	Philip Arbuckle
1916	???		2-9 (5)	.182	Philip Arbuckle
1917	8-5-1	.615	3-4-1	.429	Philip Arbuckle
1918	6-8	.429	0-2 (4)	.000	Jack Coombs
1919	???				
1920	???		1-10 (5)	.091	Pete Cawthon
1921	3-9	.250	3-8 (5)	.273	Pete Cawthon
1922	2-5	.286	1-5 (5)	.167	Bob Countryman
1923	4-9	.308	3-7 (5)	.300	Bob Countryman
1924	4-12	.250	3-11 (7)	.214	Michael O'Neill
1925	???		6-6 (5)	.500	Joe Bedenk
1926	???		5-6 (5)	.455	Joe Bedenk
1927	???		6-14 (6)	.300	"Wee" Dickie Kerr
1928	???		6-14 (6)	.300	*Dickie Kerr/ Charley Schwartz
1929	9-15	.375	7-13 (5)	.350	Gene Bailey
1930	6-12	.333	5-13 (5)	.277	Danny Allnoch
1931	4-8	.333	3-7 (4)	.300	John Neimic
1932	9-9	.500	9-5 (2)	.643	John Neimic
1933	Great Depression - No Team				
1934	Great Depression - No Team				
1935	Great Depression - No Team				
1936	9-15-2	.385	5-9 (5)	.357	Cecil Grigg
1937	3-12	.200	3-12 (6)	.200	Cecil Grigg
1938	10-17	.370	1-14 (6)	.067	Cecil Grigg
1939	7-18-1	.288	4-11 (6)	.267	Cecil Grigg
1940	3-15	.167	3-11 (6)	.214	Cecil Grigg
1941	7-8	.467	5-8 (5)	.385	Cecil Grigg
1942	5-10-1	.344	5-9 (5)	.357	Cecil Grigg
1943	2-13	.133	**0-8 (3)	.000	Cecil Grigg
1944	2-10	.167	DNP (WWII) Cecil Grigg		
1945	7-6-1	.536	6-5 (3)	.545	Jess Neely
1946	7-10-1	.417	6-9 (4)	.400	Cecil Grigg
1947	5-11	.313	4-10 (5)	.286	Cecil Grigg
1948	6-20	.231	3-11 (5)	.214	Jess Neely
1949	4-14	.222	3-11 (6)	.214	Harold Stockbridge
1950	9-12	.429	2-11 (6)	.154	Harold Stockbridge
1951	8-13	.381	3-12 (5)	.200	Harold Stockbridge
1952	12-13	.480	5-10 (6)	.333	Harold Stockbridge
1953	5-16	.231	3-11 (4)	.214	Dell Morgan
1954	5-19	.208	2-12 (6)	.143	Dell Morgan
1955	8-15	.348	5-10 (5)	.333	Dell Morgan
1956	12-13	.480	6-9 (4)	.400	Dell Morgan
1957	9-12	.429	5-10 (5)	.333	Dell Morgan
1958	12-9-1	.568	8-6 (3)	.571	Dell Morgan
1959	14-10	.583	7-7 (2)	.500	Dell Morgan
1960	17-8	.680	10-5 (2)	.667	Dell Morgan
1961	13-11	.542	6-6 (3)	.500	Dell Morgan
1962	10-12	.455	4-9 (5)	.308	Joe Gallagher
1963	9-17	.346	2-11 (4)	.154	Doug Osburn
1964	7-17	.292	3-12 (6)	.200	Doug Osburn
1965	10-15	.400	5-10 (5)	.333	Doug Osburn
1966	14-11-1	.560	5-10-1 (5)	.333	Doug Osburn
1967	17-10	.630	5-10 (5)	.333	Doug Osburn
1968	10-15	.400	6-12 (6)	.333	Doug Osburn
1969	14-11	.560	7-6 (4)	.538	Doug Osburn
1970	18-11	.621	10-7 (3)	.588	Doug Osburn
1971	9-20	.310	3-14 (7)	.176	Doug Osburn
1972	19-12	.613	11-7 (2)	.611	Doug Osburn
1973	16-14	.533	6-10 (6)	.375	Doug Osburn
1974	24-18	.571	12-11 (4)	.523	Doug Osburn
1975	19-16	.543	11-13 (5)	.458	Doug Osburn
1976	17-22	.436	10-14 (7)	.417	Doug Osburn
1977	15-26	.366	7-15 (8)	.318	Doug Osburn
1978	18-29	.383	6-18 (9)	.250	Doug Osburn
1979	20-29	.408	5-19 (9)	.208	Doug Osburn
1980	14-29	.326	8-16 (6)	.333	Doug Osburn
1981	34-23	.596	11-10 (4)	.524	David Hall
1982	34-23	.596	8-13 (7)	.381	David Hall
1983	36-16	.692	11-10 (5)	.524	David Hall
1984	41-14	.745	13-8 (2)	.619	David Hall
1985	27-21	.563	5-15 (7)	.250	David Hall

1986	34-26	.567	5-16 (6)	.238	David Hall
1987	23-23	.511	5-16 (7)	.238	David Hall
1988	31-28	.525	6-15 (8)	.286	David Hall
1989	28-30	.483	4-17 (8)	.190	David Hall
1990	33-29	.532	11-9 (4)	.550	David Hall
1991	16-34	.320	6-15 (7)	.286	David Hall
1992	29-26	.527	15-21 (5)	.416	Wayne Graham
1993	36-18	.667	7-11 (5)	.389	Wayne Graham
1994	34-21	.618	12-6 (2)	.667	Wayne Graham
1995	43-19	.694	15-9 (2)	.625	Wayne Graham
1996	42-23	.646	6-15 (T6)	.286	Wayne Graham
1997	47-16	.746	20-9 (1)	.690	Wayne Graham
1998	46-17	.730	26-4 (1)	.867	Wayne Graham
1999	59-15	.797	25-5 (1)	.833	Wayne Graham
2000	43-23	.652	19-11 (T1)	.633	Wayne Graham
2001	47-20	.701	26-10 (1)	.722	Wayne Graham
2002	52-14	.788	28-2 (1)	.933	Wayne Graham
2003	58-12	.829	25-5 (1)	.833	Wayne Graham
2004	46-14	.767	24-6 (1)	.800	Wayne Graham
2005	45-19	.703	21-9 (1)	.700	Wayne Graham
2006	57-13	.814	22-2 (1)	.919	Wayne Graham
2007	56-14	.800	22-2 (1)	.919	Wayne Graham
2008	47-15	.758	21-3 (1)	.875	Wayne Graham
2009	43-18	.705	16-8 (2)	.667	Wayne Graham
2010	40-23	.635	17-7 (1)	.708	Wayne Graham
2011	42-21	.667	16-8 (T1)	.667	Wayne Graham
2012	41-19	.683	17-7 (1)	.708	Wayne Graham
2013	44-20	.688	15-9 (T1)	.625	Wayne Graham
2014	42-20	.678	23-7 (1)	.7267	Wayne Graham
2015	37-22	.627	22-8 (1)	.733	Wayne Graham
2016	38-24	.613	19-10 (4)	.655	Wayne Graham
2017	33-31	.516	16-14 (6)	.533	Wayne Graham
2018	26-31-2	.458	12-15-2 (7)	.448	Wayne Graham
2019	26-33	.441	14-16 (7)	.448	Matt Bragga
2020	2-14	.125	---	---	Matt Bragga
2021	23-29-1	.443	11-20-1	.358	Matt Bragga
2022	17-39	.304	9-21	.300	Jose Cruz, Jr.
2023	21-37	.362	9-21	.300	Jose Cruz, Jr.
2024	23-36	.390	11-16	.407	Jose Cruz, Jr.

*Charley Schwartz was coach for the last half of the 1928 season; Gene Bailey was the coach for the first game in 1929 (0-1);

**Only three teams in 1943 (Rice, Texas, Texas A&M);

Rice competed in the Southwest Conference during the 1914-96 seasons, in the Western Athletic Conference in 1997-2005, and Conference USA in 2006-23, and the American Athletic Conference starting in the spring of 2024.

Rice Coaching Records

Coach	Overall		Conf.	
	W-L	Pct.	W-L	Pct.
Philip Arbuckle (1913-17)	28-45-2	.387	9-26-1	.264
Jack Coombs (1918)	6-8	.429	0-2	.000
Leslie Mann (1920)	4-13	.235	1-10	.091
Pete Cawthon (1921)	3-9	.250	3-8	.273
Bob Countryman (1922-23)	6-14	.300	4-12	.250
Michael O'Neill (1924)	4-12	.250	3-11	.214
Joe Bedenk (1925-27)	23-28	.451	17-26	.395
"Wee" Dickie Kerr (1928)	5-8	.385	3-7	.300
Charley Schwartz (1928)	3-7	.300	3-7	.300
Gene Bailey (1929-30)	9-16	.360	7-13	.350
Danny Allnoch (1930)	6-15	.286	5-13	.278
John Neimic (1931-32)	13-17	.433	12-12	.500
Cecil Grigg (1936-44, 1946-47)	60-139-5	.306	36-101	.263
Jess Neely (1945, 1948)	13-26-1	.338	9-16	.360
Harold Stockbridge (1949-52)	29-38	.433	10-33	.233
Dell Morgan (1953-61)	77-113-1	.406	52-76	.406
Joe Gallagher (1962)	10-12	.455	4-9	.308
Doug Osburn (1963-80)	266-331-3	.441	122-215-1	.362
David Hall (1981-91)	338-267-3	.549	85-145	.370
Wayne Graham (1992-2018)	1,173-528-2	.689	507-223-2	.694
Matt Bragga (2019-2021)	45-76-1	.373	25-36-1	.411
Jose Cruz, Jr. (2022-present)	61-112	.353	29-58	.333

NOTE: Documented additions or corrections to this list are welcomed.

Records & History

Yearly Leaders

Batting Average

1974 — Ted Nowak, .301
 1975 — Mike Macha, .325
 1976 — Mike Macha, .333
 1977 — Robert deLeeuw, .314
 1978 — Bob Burnell, .331
 1979 — Bob Burnell, .321
 1980 — Chris Russ, .279
 1981 — Frank Dishongh, .321
 1982 — Scott Johnson, .326
 1983 — Jay Bluthardt, .346
 1984 — Scott Johnson, .342
 1985 — Curtis Fox, .385
 1986 — Jay Knoblauch, .340
 1987 — Jay Knoblauch, .372
 1988 — Jay Knoblauch, .343
 1989 — Michael Grace, .353
 1990 — Jamie Cook, .315
 1991 — John Eierman, .340
 1992 — Donald Aslaksen, .340
 1993 — Dana Davis, .364
 1994 — Jose Cruz Jr., .401
 1995 — Mark Quinn, .380
 1996 — Lance Berkman, .398
 1997 — Lance Berkman, .431
 1998 — Damon Thames, .424
 1999 — Will Ford, .398
 2000 — Eric Arnold, .347
 2001 — Austin Davis, .346
 2002 — Vincent Sinisi, .428
 2003 — Enrique Cruz, .352
 2004 — Chris Kolkhorst, .371
 2005 — Joe Savery, .382
 2006 — Brian Friday, .353
 2007 — Joe Savery, .356
 2008 — Diego Seastrunk, .353
 2009 — Anthony Rendon, .388
 2010 — Anthony Rendon, .394
 2011 — Anthony Rendon, .327
 Michael Ratterree, .327
 2012 — Christian Stringer, .343
 2013 — Shane Hoelscher, .320
 2014 — Skyler Ewing, .335
 2015 — Ford Stainback, .346
 Kirby Taylor, .346
 2016 — Charlie Warren, .341
 2017 — Dominic DiCaprio, .366
 2018 — Ford Proctor, .346
 2019 — Cade Edwards, .308
 2020 — Braden Comeaux, .349
 2021 — Braden Comeaux, .346
 2022 — Nathan Becker, .310
 2023 — Connor Walsh, .293
 2024 — Ben Dukes, .307

Hits

1974 — Ted Nowak, 37
 1975 — Mike Macha, 37
 1976 — Mike Macha, 40
 1977 — Robert deLeeuw, 44
 1978 — Bob Burnell, 53
 1979 — Bob Burnell, 50
 1980 — Dave Edwards, 43
 1981 — Frank Dishongh, 57
 1982 — Scott Johnson, 61
 1983 — Jay Bluthardt 66
 Scott Johnson 66
 1984 — Scott Johnson, 69

1985 — Curtis Fox 57
 Carl Mikeska, 57
 1986 — Jay Knoblauch, 80
 1987 — Jay Knoblauch, 67
 1988 — Jay Knoblauch, 69
 1989 — Michael Grace, 66
 1990 — Chris Feris, 65
 1991 — John Eierman, 66
 1992 — Donald Allen, 54
 1993 — Jose Cruz Jr., 67
 1994 — Jose Cruz Jr., 73
 1995 — Mark Quinn, 95
 1996 — Lance Berkman, 96
 1997 — Lance Berkman, 110
 1998 — Damon Thames, 120
 1999 — Damon Thames, 118
 2000 — Eric Arnold, 91
 2001 — A.J. Porfrio, 97
 2002 — Vincent Sinisi, 116
 2003 — Vincent Sinisi, 97
 2004 — Chris Kolkhorst, 82
 2005 — Josh Rodriguez, 82
 2006 — Greg Buchanan 102
 2007 — Joe Savery, 98
 2008 — Diego Seastrunk, 91
 2009 — Anthony Rendon, 94
 2010 — Anthony Rendon, 89
 2011 — Michael Ratterree, 85
 2012 — Christian Stringer, 81
 2013 — Ford Stainback, 81
 2014 — Skyler Ewing, 81
 2015 — Ford Stainback, 81
 2016 — Ford Proctor, 75
 2017 — Dane Myers, 88
 2018 — Ford Proctor, 82
 2019 — Bradley Gneiting, 74
 2020 — Trei Cruz, 19
 2021 — Braden Comeaux, 66
 2022 — Austin Bulman, 61
 2023 — Pierce Gallo, 58
 Jack Riedel, 58
 2024 — Treyton Rank, 63

Runs

1974 — Ted Nowak, 37
 1975 — Mike Macha, 30
 1976 — Mike Macha, 26
 1977 — Bob Burnell, 28
 1978 — Bob Burnell, 25
 1979 — Bob Burnell, 36
 1980 — Dave Edwards, 25
 1981 — Mike McGee, 41
 1982 — Scott Johnson, 43
 1983 — Jay Bluthardt, 43
 Scott Johnson, 43
 1984 — Scott Johnson, .61
 1985 — Jay Knoblauch, 41
 1986 — Jay Knoblauch, 58
 1987 — Jay Knoblauch, 48
 1988 — Jay Knoblauch, 56
 1989 — Michael Grace, 34
 1990 — John Eierman, 37
 1991 — Donald Allen, 44
 1992 — Donald Allen, 47
 1993 — Donald Aslaksen, 55
 1994 — Jose Cruz Jr., 72
 1995 — Jose Cruz Jr., 77
 1996 — Jeff Venghaus, 77
 1997 — Lance Berkman, 109
 1998 — Damon Thames, 88
 1999 — Damon Thames, 86
 2000 — Brett Smith, 57

2001 — A.J. Porfrio, 77
 2002 — Vincent Sinisi, 65
 2003 — Chris Kolkhorst, 77
 2004 — Chris Kolkhorst, 59
 2005 — Tyler Henley, 70
 2006 — Tyler Henley, 74
 2007 — Brian Friday, 62
 2008 — Aaron Luna, 61
 2009 — Brock Holt, 67
 2010 — Anthony Rendon, 83
 2011 — Anthony Rendon, 58
 2012 — Christian Stringer, 58
 2013 — Christian Stringer, 50
 2014 — Skyler Ewing, 57
 2015 — Ford Stainback, 50
 2016 — Ryan Chandler, 38
 2017 — Ford Proctor, 58
 2018 — Ryan Chandler, 42
 2019 — Trei Cruz, 50
 2020 — Trei Cruz, 9
 2021 — Cade Edwards, 43
 2022 — Guy Garibay, Jr., 40
 2023 — Connor Walsh, 42
 2024 — Jack Riedel, 46

Doubles

1974 — Six players with 4
 1975 — Mike Macha, 8
 1976 — Mike Macha, 7
 1977 — Robert deLeeuw, 10
 1978 — Jimmy Michalek, 8
 1979 — Bob Burnell, 11
 1980 — Chris Russ, 7
 Dale Walters, 7
 1981 — Frank Dishongh, 11
 Mike Horn, 11
 1982 — Dave Edwards, 16
 1983 — Jay Bluthardt, 13
 1984 — Mike Fox, 14
 1985 — Carl Mikeska, 13
 1986 — Paul Dishman, 13
 Chris Tucker, 13
 1987 — Jay Knoblauch, 17
 1988 — Jay Knoblauch, 19
 1989 — Michael Grace, 15
 1990 — Chris Feris, 13
 1991 — John Eierman, 16
 1992 — Harry Duffey, 11
 1993 — Don Aslaksen, 16
 David Brooks, 16
 1994 — Jose Cruz Jr., 14
 1995 — Lance Berkman, 26
 1996 — J.Landry, 19
 T.McLaughlin, 19
 1997 — Lance Berkman, 22
 1998 — Damon Thames, 36
 1999 — W.Ford, 24
 D.Thames, 24
 J.Baker, 24
 2000 — Eric Arnold, 21
 2001 — Hunter Brown, 25
 2002 — Vincent Sinisi, 22
 2003 — Austin Davis, 24
 2004 — Adam Rodgers, 21
 2005 — Adam Rodgers, 21
 2006 — Tyler Henley, 26
 2007 — Brian Friday, 29
 2008 — Diego Seastrunk, 19
 Aaron Luna, 19
 2009 — Rick Hague, 17
 2010 — Rick Hague, 20
 Jeremy Rathjen, 20

2011 — Anthony Rendon, 20
 Michael Ratterree, 20
 2012 — Jeremy Rathjen, 14
 2013 — Christian Stringer, 15
 2014 — Shane Hoelscher, 21
 2015 — Ryan Chandler, 17
 2016 — Ryan Chandler, 15
 Ford Proctor, 15
 2017 — Darryn Sheppard, 20
 2018 — Braden Comeaux, 14
 Ford Proctor, 14
 2019 — Braden Comeaux, 16
 Cade Edwards, 16
 2020 — Trei Cruz, 7
 2021 — Bradley Gneiting, 10
 2022 — Austin Bulman, 15
 Guy Garibay, Jr., 15
 2023 — Jack Riedel, 13
 2024 — Treyton Rank, 16

Triples

1974 — Joe Zylka, 4
 1975 — Mark Clark, 4
 1976 — Mike Macha, 4
 1977 — B.Burnell, 1
 S.Buckley, 1
 S.Hinson, 1
 1978 — Robert deLeeuw, 6
 1979 — Steve Grossman, 4
 1980 — Dave Edwards, 2
 Dale Walters, 2
 1981 — C.Russ, 2
 D. Edwards, 2
 C.Welch, 2
 1982 — Scott Johnson, 6
 1983 — Dave Edwards, 4
 1984 — Carl Mikeska, 2
 Bobby Eggleston, 2
 1985 — Jeff Touse, 4
 1986 — Eric Graff, 5
 1987 — Jay Knoblauch, 3
 Tim Vannaman, 3
 1988 — Jay Knoblauch, 5
 1989 — John Eierman, 2
 1990 — John Eierman, 4
 1991 — Jason Ogden, 5
 1992 — Donald Aslaksen, 3
 1993 — Jim Miller, 4
 1994 — Chris Boni, 5
 1995 — Chris Boni, 7
 1996 — Bubba Crosby, 6
 1997 — Bubba Crosby, 11
 1998 — Damon Thames, 7
 1999 — Charles Williams, 9
 2000 — Eric Arnold, 3
 2001 — Jesse Roman, 4
 2002 — Eric Arnold, 4
 2003 — Chris Kolkhorst, 4
 2004 — Chris Kolkhorst, 5
 2005 — Tyler Henley, 4
 2006 — Tyler Henley, 7
 2007 — Jared Gayhart, 5
 2008 — Jared Gayhart, 4
 2009 — Steven Sultzbaugh, 6
 2010 — Michael Fuda, 6
 2011 — Ryan Lewis, 3
 J.T. Chargois, 3
 2012 — Michael Fuda, 3
 Christian Stringer, 3
 2013 — Michael Aquino, 4
 Christian Stringer, 4
 2014 — Keenan Cook, 5

2015 — F.Stainback, T. Gray, 3
 2016 — Dane Myers, 4
 2017 — Dane Myers, 5
 2018 — Chace Sarchet, 4
 2019 — Trei Cruz, 6
 2020 — Four tied with 1
 2021 — Cade Edwards, 2
 Connor Walsh, 2
 2022 — Austin Bulman, 3
 2023 — Connor Walsh, 2
 2024 — Kyte McDonald, 4

Home Runs

1974 — Mike Macha, 9
 1975 — Mike Macha, 8
 1976 — Mike Macha, 5
 1977 — Bob Burnell, 6
 Jeff Hays, 6
 1978 — Bob Burnell, 5
 1979 — Bob Burnell, 9
 1980 — Mike Horn, 7
 1981 — Mike Horn, 3
 Dave Edwards, 3
 1982 — Mike Horn, 10
 1983 — Scott Johnson, 8
 1984 — Scott Johnson, 7
 1985 — Mike Fox, 9
 1986 — Jay Knoblauch, 13
 1987 — Jay Knoblauch, 13
 1988 — Tim Vannaman, 14
 1989 — Michael Grace, 5
 1990 — Jason Ogden, 7
 1991 — Chris Feris, 5
 1992 — Donald Aslaksen, 5
 1993 — Jose Cruz Jr., 13
 1994 — Jose Cruz Jr., 14
 1995 — Mark Quinn, 18
 1996 — Lance Berkman, 20
 1997 — Lance Berkman, 41
 1998 — Damon Thames, 26
 1999 — Jason Gray, 20
 2000 — Eric Arnold, 15
 2001 — Eric Arnold, 15
 2002 — Enrique Cruz, 16
 2003 — Enrique Cruz, 10
 Vincent Sinisi 10
 2004 — Lance Pendleton, 11
 2005 — Josh Rodriguez, 11
 2006 — Aaron Luna, 16
 2007 — Aaron Luna, 13
 2008 — Adam Zornes, 12
 2009 — Anthony Rendon, 20
 2010 — Anthony Rendon, 26
 2011 — Anthony Rendon, 6
 Michael Ratterree, 6
 2012 — Jeremy Rathjen, 9
 2013 — Michael Aquino, 9
 Michael Ratterree, 9
 2014 — Skyler Ewing, 9
 2015 — John Clay Reeves, 8
 2016 — Tristan Gray, 5
 2017 — Tristan Gray, 8
 Dane Myers, 8
 2018 — Ford Proctor, 8
 2019 — Andrew Dunlap, 13
 2020 — Austin Bulman, 2
 2021 — Cade Edwards, 9
 2022 — Austin Bulman, 10
 2023 — Ben Royo, 13
 2024 — Jack Riedel, 17

Records & History

Runs Batted In

1974 — Mike Macha, 24
 1975 — Mike Macha, 29
 1976 — M.Macha, 19
 R.Lamprecht, 19
 1977 — Robert deLeeuw, 21
 Jeff Hays, 21
 1978 — Bob Burnell, 22
 1979 — Bob Burnell, 28
 1980 — Mike Horn, 27
 1981 — Mike Horn, 37
 1982 — Mike Horn, 49
 1983 — Mike Fox, 44
 1984 — Mark Machalec, 49
 1985 — Carl Mikeska, 39
 Mike Fox, 39
 1986 — Jay Knoblauch, 52
 1987 — Jay Knoblauch, 55
 1988 — Jay Knoblauch, 55
 1989 — Michael Grace, 34
 1990 — John Eierman, 31
 1991 — John Eierman, 37
 1992 — Donald Aslaksen, 34
 1993 — Jose Cruz Jr., 59
 1994 — Jose Cruz Jr., 68
 1995 — Mark Quinn, 89
 1996 — Lance Berkman, 92
 1997 — Lance Berkman, 134
 1998 — Damon Thames, 115
 1999 — Will Ford, 74
 2000 — Eric Arnold, 59
 2001 — Jesse Roman, 67
 2002 — Vincent Sinisi, 80
 2003 — Austin Davis, 63
 2004 — Paul Janish, 60
 Adam Rodgers, 60
 2005 — Josh Rodriguez, 54
 2006 — Joe Savery, 66
 2007 — Aaron Luna, 66
 2008 — Diego Seastrunk, 61
 2009 — Anthony Rendon, 72
 2010 — Anthony Rendon, 85
 2011 — Michael Ratterree, 53
 2012 — Michael Fuda, 45
 2013 — Michael Aquino, 43
 2014 — Skyler Ewing, 48
 2015 — John Clay Reeves, 55
 2016 — Ford Proctor, 41
 2017 — Darryn Sheppard, 50
 2018 — Trei Cruz, 45
 Ford Proctor, 45
 2019 — Andrew Dunlap, 59
 2020 — Trei Cruz, 8
 2021 — Bradley Gneiting, 37
 2022 — Austin Bulman, 40
 2023 — Connor Walsh, 42
 2024 — Treyton Rank, 40

Earned Run Average

1974 — Larry Reneau, 2.30
 1975 — Steve Buckley, 4.05
 1976 — Allan Ramirez, 1.90
 1977 — Allan Ramirez, 2.48
 1978 — Allan Ramirez, 2.65
 1979 — Allan Ramirez, 3.10
 1980 — Matt Williams, 3.19
 1981 — Matt Williams, 2.25
 1982 — Norm Charlton, 2.49
 1983 — David Hinrichs, 2.58
 1984 — Norm Charlton, 2.24
 1985 — Ed Holub, 2.47
 1986 — Steve Blackshear, 2.06

1987 — Todd Ogden, 5.07
 1988 — John Polasek, 4.23
 1989 — Rob Howard, 3.75
 1990 — John Polasek, 3.28
 1991 — Darrell Richardson, 5.20
 1992 — Jim Miller, 2.42
 1993 — James Madrid, 3.50
 1994 — Tim Byrdak, 2.14
 1995 — Matt Anderson, 2.51
 1996 — Dana Davis, 3.98
 1997 — Matt Anderson, 2.05
 1998 — Mario Ramos, 3.39
 1999 — Kenny Baugh, 2.26
 2000 — Kenny Baugh, 2.22
 2001 — Kenny Baugh, 2.17
 2002 — Justin Crowder, 2.00
 2003 — Jeff Niemann, 1.70
 2004 — Wade Townsend, 1.80
 2005 — Joe Savery, 2.43
 2006 — Cole St. Clair, 1.82
 2007 — Matt Langwell, 2.35
 2008 — Chris Kelley, 3.03
 2009 — Mike Ojala, 2.17
 2010 — Jared Rogers, 3.83
 2011 — Austin Kubitz, 2.34
 2012 — John Simms, 2.56
 2013 — Zech Lemond, 2.02
 2014 — Blake Fox, 1.46
 2015 — Glenn Otto, 1.54
 2016 — Glenn Otto, 2.26
 2017 — Glenn Otto, 3.77
 2018 — Addison Moss, 2.43
 2019 — Matt Canterino, 2.81
 2020 — Drake Greenwood, 3.94
 2021 — Brandon Deskins, 3.88
 2022 — Cooper Chandler, 5.09
 2023 — Parker Smith, 3.58
 2024 — Parker Smith, 4.23

Wins

1974 — Mike Pettit, 9
 1975 — Tommy Smart, 5
 James Emmons, 5
 1976 — Allan Ramirez, 9
 1977 — Allan Ramirez, 8
 1978 — Allan Ramirez, 4
 Doug Watson, 4
 1979 — Allan Ramirez, 6
 1980 — Matt Williams, 6
 1981 — Rick Kelley, 9
 1982 — Pat Devine, 6
 1983 — David Hinrichs, 10
 1984 — Norm Charlton, 11
 1985 — Ed Holub, 5
 1986 — Steve Blackshear, 7
 Todd Ogden, 7
 1987 — Todd Ogden, 8
 1988 — John Polasek, 8
 1989 — Rob Howard, 7
 1990 — John Polasek, 11
 1991 — Darrell Richardson, 6
 1992 — Darrell Richardson, 10
 1993 — Darrell Richardson, 10
 1994 — Chad Feris, 8
 1995 — Matt Anderson, 11
 1996 — Matt Anderson, 9
 1997 — Matt Anderson, 10
 Jeff Nichols, 10
 1998 — Mario Ramos, 12
 Jeff Nichols, 12
 1999 — Jeff Nichols, 15
 2000 — Kenny Baugh, 12

Jon Skaggs, 12
 2001 — Kenny Baugh, 13
 2002 — Steven Herce, 13
 2003 — Jeff Niemann, 17
 2004 — Philip Humber, 13
 2005 — Josh Geer, 12
 2006 — Eddie Degerman, 13
 2007 — Ryan Berry, 11
 Joe Savery, 11
 2008 — Cole St.Clair, 10
 2009 — Ryan Berry, 7
 Taylor Wall, 7
 2010 — Jared Rogers, 8
 2011 — Abe Gonzales, 8
 Tyler Duffey, 8
 2012 — Matthew Reckling, 8
 2013 — Kubitz, 8
 Simms, 8
 Stephens, 8
 2014 — Blake Fox, 12
 2015 — Blake Fox, 8
 2016 — Glenn Otto, 9
 icardo Salinas, 9
 2017 — Glenn Otto, 7
 2018 — Matt Canterino, 7
 2019 — Matt Canterino, 6
 Evan Kravetz, 6
 2020 — Christian Cienfuegos, 1
 Alex DeLeon, 1
 2021 — Mitchell Holcomb, 6
 2022 — Alex DeLeon, 3
 Brandon Deskins, 3
 2023 — Matthew Linskey, 4
 2024 — Parker Smith, 5

Strikeouts

1974 — Mike Pettit, 84
 1975 — Tommy Smart, 27
 Larry Reneau, 27
 1976 — Allan Ramirez, 134
 1977 — Allan Ramirez, 97
 1978 — Allan Ramirez, 93
 1979 — Allan Ramirez, 94
 1980 — Matt Williams, 57
 1981 — Matt Williams, 122
 1982 — Norm Charlton, 46
 1983 — Tim Englund, 68
 1984 — Tim Englund, 82
 1985 — Ed Holub, 36
 1986 — Steve Blackshear, 91
 1987 — Ken Sorenson, 53
 1988 — John Pope, 79
 1989 — Rob Howard, 78
 1990 — John Polasek, 81
 1991 — Darrell Richardson, 87
 1992 — Darrell Richardson, 127
 1993 — Darrell Richardson, 103
 1994 — Chad Feris, 70
 1995 — Matt Anderson, 63
 1996 — Shawn Onley, 95
 1997 — Matt Anderson, 105
 1998 — Jeff Nichols, 117
 1999 — Mario Ramos, 146
 2000 — Marc Gwyn, 132
 2001 — Kenny Baugh, 163
 2002 — Phillip Humber, 130
 2003 — Wade Townsend, 164
 2004 — Philip Humber, 154
 2005 — Joe Savery, 129
 2006 — Eddie Degerman, 172
 2007 — Ryan Berry, 125
 2008 — Ryan Berry, 86

2009 — Taylor Wall, 77
 2010 — Taylor Wall, 61
 2011 — Austin Kubitz, 102
 2012 — Matthew Reckling, 99
 2013 — Austin Kubitz, 134
 2014 — Matt Ditman, 77
 2015 — Austin Orewiler, 80
 2016 — Jon Duplantier, 148
 2017 — Matt Canterino, 111
 2018 — Matt Canterino, 116
 2019 — Matt Canterino, 121
 2020 — Blake Brogdon, 18
 2021 — Brandon Deskins, 73
 2022 — Cooper Chandler, 71
 2023 — Parker Smith, 82
 2024 — Parker Smith, 78

Innings Pitched

1974 — Mike Pettit, 93.1
 1975 — Tommy Smart, 61.0
 1976 — Allan Ramirez, 90.0
 1977 — Allan Ramirez, 87.0
 1978 — Allan Ramirez, 78.0
 1979 — Allan Ramirez, 87.0
 1980 — Matt Williams, 79.0
 1981 — Matt Williams, 123.1
 1982 — Norm Charlton, 68.2
 1983 — David Hinrichs, 115.1
 1984 — Norm Charlton, 112.2
 1985 — Ed Holub, 80.0
 1986 — Steve Blackshear, 104.2
 1987 — Ken Sorenson, 87.2
 1988 — John Polasek, 104.1
 1989 — Mike Cooper, 100.2
 1990 — John Polasek, 120.2
 1991 — Darrell Richardson, 88.1
 1992 — Darrell Richardson, 129.1
 1993 — Darrell Richardson, 88.0
 1994 — Bo Johnson, 85.1
 1995 — Dana Davis, 76.0
 1996 — Shawn Onley, 100.0
 1997 — Jeff Nichols, 111.1
 1998 — Jeff Nichols, 119.2
 1999 — Mario Ramos, 154.2
 2000 — Kenny Baugh, 141.2
 2001 — Kenny Baugh, 141.1
 2002 — Justin Crowder, 121.1
 2003 — Jeff Niemann, 137.1
 2004 — Wade Townsend, 120.1
 2005 — Josh Geer, 124.2
 2006 — Eddie Degerman, 130.2
 2007 — Ryan Berry, 122.2
 2008 — Ryan Berry, 104.0
 2009 — Taylor Wall, 94.1
 2010 — Jared Rogers, 87.0
 2011 — Austin Kubitz, 100.0
 2012 — Matthew Reckling, 87.2
 2013 — Jordan Stephens, 118.2
 2014 — Blake Fox, 104.2
 2015 — Kevin McCanna, 85.0
 2016 — Jon Duplantier, 111.0
 2017 — Matt Canterino, 96.0
 2018 — Matt Canterino, 94.0
 2019 — Matt Canterino, 99.1
 2020 — Alex DeLeon, 19.2
 2021 — Blake Brogdon, 71.0
 2022 — Cooper Chandler, 63.2
 2023 — Parker Smith, 88.0

2024 — Parker Smith, 89.1

Records & History

Yearly Statistical Leaders

Hitting

Year	AB	R	H	RBI	Avg.	2B	3B	HR	BB	SO	SB/Att.
1974	1120	187	265	146	.237	33	8	24			
1975	1038	180	271	167	.261	26	12	33			
1976	1079	128	252	106	.232	36	9	15	144	214	29
1977	1203	177	310	155	.258	56	3	24	132	228	12
1978	1295	169	319	137	.246	45	9	22	154	215	16
1979	1302	170	322	167	.247	49	12	29	175	197	19
1980	1236	179	287	141	.232	63	11	12	238	198	17
1981	1649	269	449	234	.272	63	11	12	238	198	66/95
1982	1622	307	429	257	.264	64	14	44	255	187	68/91
1983	1663	327	492	274	.301	82	14	38	208	171	50/64
1984	1741	404	521	358	.299	86	14	46	283	173	62/82
1985	1514	346	458	317	.303	92	20	36	250	204	77/104
1986	1918	368	535	327	.279	87	29	44	284	310	78/104
1987	1477	326	443	297	.300	94	11	55	223	222	42/49
1988	1798	349	486	301	.270	106	17	49	241	307	101/131
1989	1662	236	407	209	.245	72	9	19	227	299	78/117
1990	1874	288	488	235	.260	82	8	29	205	337	89/124
1991	1569	270	387	238	.247	82	15	29	199	281	67/94
1992	1728	247	433	204	.251	62	12	13	201	312	88/118
1993	1707	421	512	373	.300	96	22	52	265	341	71/93
1994	1781	405	531	353	.298	79	22	38	288	336	119/152
1995	2161	527	684	471	.317	121	30	72	338	353	101/131
1996	2237	547	700	493	.313	143	28	76	351	381	95/120
1997	2288	612	773	565	.338	115	35	120	359	404	72/94
1998	2248	588	758	541	.337	161	27	118	316	389	53/75
1999	2654	601	870	540	.328	174	37	78	316	490	70/96
2000	2233	376	660	352	.296	135	11	50	214	389	40/59
2001	2373	463	714	415	.301	163	18	63	255	394	44/60
2002	2366	485	754	433	.319	148	16	73	251	392	62/83
2003	2472	505	773	449	.313	133	14	51	307	365	72/103
2004	2077	418	643	388	.310	128	19	53	269	360	31/42
2005	2194	432	643	397	.293	132	15	65	267	409	49/66
2006	2372	523	748	485	.315	162	23	80	289	439	75/107
2007	2412	511	749	460	.311	152	21	60	315	391	53/74
2008	2154	457	660	423	.306	120	14	54	289	401	58/83
2009	2184	455	699	408	.320	119	20	71	245	397	75/105
2010	2221	564	724	532	.326	125	20	96	320	356	62/80
2011	2112	370	604	335	.286	104	10	23	305	365	43/64
2012	2018	336	567	303	.281	106	10	35	279	328	49/67
2013	2205	332	615	299	.279	89	15	29	273	359	44/69
2014	2156	344	631	316	.293	102	13	24	212	339	33/58
2015	2055	331	609	306	.296	88	14	16	205	333	30/47
2016	2024	302	553	269	.273	80	14	26	204	332	37/62
2017	2197	382	644	357	.293	128	15	55	234	430	39/60
2018	2001	304	553	282	.276	92	11	35	253	469	39/54
2019	2040	331	531	300	.260	107	16	49	260	534	28/39
2020	552	63	132	57	.239	29	4	6	62	177	4/8
2021	1693	279	459	251	.271	67	9	50	197	367	44/53
2022	1882	292	473	260	.251	103	10	39	243	534	33/50
2023	1949	300	485	287	.249	89	7	58	250	513	36/43
2024	2001	294	502	268	.251	96	12	52	244	545	49/68

Records & History

Pitching

Year	G	W-L	SV	SHO	IP	H	R	ER	BB	SO	ERA
1974	42	24-18	11		319.0	261	162	98	184	218	2.76
1975	36	19-16	2		278.0	2832	09	163	171	112	5.28
1976	40	17-22	1	7	303.0	260	161	100	123	234	2.97
1977	41	15-26	4	2	303.2	336	268	188	262	189	5.57
1978	47	18-29	4	1	341.2	306	224	141	218	235	3.71
1979	49	20-29	2	5	324.1	451	260	180	228	242	4.99
1980	43	14-29	4	2	324.2	332	253	207	226	179	5.73
1981	57	34-23	2	9	443.0	358	182	141	214	298	2.86
1982	58	34-23	9	4	444.1	410	233	176	221	243	3.56
1983	54	36-16	7	5	435.1	343	183	148	148	252	3.06
1984	55	41-14	6	9	450.1	405	185	130	146	332	2.60
1985	48	27-21	6	0	382.1	415	271	214	174	219	5.04
1986	60	34-26	9	2	498.0	505	349	258	278	381	4.66
1987	47	24-23	3	1	367.1	440	321	273	250	221	6.69
1988	59	31-28	4	0	470.2	501	397	306	308	366	5.85
1989	58	28-30	10	8	451.1	452	265	215	229	300	4.29
1990	62	33-29	8	5	499.1	508	316	231	242	314	4.16
1991	50	16-34	4	1	406.1	408	313	242	284	271	5.36
1992	55	29-26	9	6	459.0	418	250	173	207	359	3.39
1993	54	36-18	10	4	431.1	424	285	227	259	434	4.74
1994	55	34-21	13	3	459.2	448	306	228	267	386	4.46
1995	62	43-19	9	3	531.1	472	355	278	396	413	4.71
1996	65	42-23	15	4	562.2	559	373	304	315	454	4.86
1997	63	47-16	13	4	549.0	545	359	282	257	509	4.62
1998	63	46-17	10	4	546.2	499	354	307	286	487	5.05
1999	74	59-15	17	5	663.2	620	314	246	269	629	3.34
2000	66	43-23	17	5	573.2	533	260	210	223	496	3.29
2001	67	47-20	15	4	599.2	554	285	202	255	591	3.03
2002	66	52-14	15	5	596.1	530	238	185	201	571	2.79
2003	70	58-12	20	10	629.2	503	226	192	217	653	2.74
2004	60	46-14	16	10	532.2	409	182	157	205	609	2.65
2005	64	45-19	10	4	565.1	464	248	208	209	571	3.31
2006	70	57-13	22	5	618.2	520	260	217	251	653	3.16
2007	70	56-14	21	8	625.2	545	260	211	232	552	3.04
2008	62	47-15	12	3	557.2	557	284	235	211	552	3.79
2009	61	43-18	16	4	542.2	513	301	254	249	426	4.21
2010	63	40-23	11	3	551.0	552	312	263	209	380	4.30
2011	63	42-21	19	5	572.0	569	261	202	205	544	3.18
2012	60	41-19	17	8	542.2	421	199	172	216	547	2.85
2013	64	44-20	17	12	598.1	480	230	188	207	510	2.83
2014	62	42-20	18	8	573.1	493	196	163	192	478	2.56
2015	59	37-22	18	5	530.1	479	248	186	196	517	3.16
2016	62	38-24	19	6	553.0	491	271	231	237	502	3.76
2017	64	33-31	14	4	553.2	557	375	314	309	5500	5.10
2018	59	26-31-2	12	3	518.1	531	310	258	227	496	4.48
2019	59	36-33	10	1	529.1	532	331	272	225	520	4.62
2020	16	2-14	0	0	139.0	152	116	101	85	104	6.54
2021	53	21-29-1	6	6	431.2	488	335	303	202	397	6.32
2022	56	17-39	5	1	485.2	561	406	326	228	453	6.04
2023	58	21-37	8	2	506.0	533	373	333	252	478	5.92
2024	59	23-36	10	1	521.0	494	364	310	285	491	5.36

Records & History

Rice in the Postseason

1981 (0-2)

SWC Tournament at Austin (0-2)

My15 Texas 7, Rice 6
My16 Arkansas 5, Rice 4

1983 (0-2)

SWC Tournament at Austin (0-2)

My13 Texas 4, Rice 3
My14 Houston 4, Rice 2

1984 (1-2)

SWC Tournament at Austin (1-2)

My11 Texas A&M 6, Rice 2
My12 Rice 8, Arkansas 1
My13 Texas A&M 6, Rice 5

1990 (0-2)

SWC Tournament at Austin (0-2)

My17 Arkansas 7, Rice 5
My18 Houston 11, Rice 0

1994 (1-2)

SWC Tournament at Austin (1-2)

My12 Texas Tech 12, Rice 11
My13 Rice 10, TCU 3
My14 Texas Tech 2, Rice 1

1995 (3-4)

SWC Tournament at College Station (0-2)

My18 Texas A&M-h 8, Rice 6
My19 Texas 6, Rice 0

NCAA South Regional at Baton Rouge, La. (3-2)

My25 Rice 8, James Madison 7
My26 Rice 15, LSU-h 7
My27 Cal State Fullerton 17, Rice 7
My27 Rice 16, LSU-h 9
My28 Cal State Fullerton 8, Rice 7

1996 (7-2)

SWC Tournament at Lubbock (4-0)

My15 Rice 9, Texas A&M 7
My16 Rice 7, Texas Tech-h 3
My17 Rice 9, Texas 6
My18 Rice 16, Texas 8

NCAA Midwest Regional at Wichita, Kan. (3-2)

My23 Rice 17, Missouri 4
My24 Cal State Fullerton 7, Rice 3
My25 Rice 11, Indiana 8
My26 Rice 13, Cal State Fullerton 10
My26 Wichita State-h 16, Rice 6

1997 (8-2)

WAC Tournament at San Diego, Calif. (4-0)

My14 Rice 16, BYU 3
My15 Rice 5, Utah 4
My16 Rice 7, San Diego State-h 5
My17 Rice 11, San Diego State-h 1

NCAA Central Regional at Lubbock (4-0)

My22 Rice 5, SMSU 2
My23 Rice 10, Clemson 6
My24 Rice 13, SW Texas State 9
My25 Rice 25, Southwest Missouri St. 6

College World Series at Omaha, Neb. (0-2)

My30 LSU 5, Rice 4
Jn1 Auburn 10, Rice 1

1998 (5-2)

WAC Tournament at San Diego, Calif. (4-0)

My13 Rice 15, New Mexico 11
My14 Rice 10, TCU 5
My15 Rice 5, Fresno State 4 (10 inn.)
My16 Rice 15, Fresno State 2

NCAA Central Regional at College Station (1-2)

My21 Rice 11, Oral Roberts 1
My22 Washington 20, Rice 11
My23 Mississippi State 15, Rice 14

1999 (11-4)

WAC Tournament at Fresno, Calif. (4-0)

My19 Rice 2, New Mexico 1
My20 Rice 9, UNLV 6
My21 Rice 4, San Jose State 2
My22 Rice 18, TCU 3

NCAA Regional at Lubbock (4-1)

My28 UW-Milwaukee 8, Rice 4
My29 Rice 6, Rutgers 1
My29 Rice 27, UW-Milwaukee 1
My30 Rice 3, Texas Tech 1
My30 Rice 15, Texas Tech 11

NCAA Super Regional at The Astrodome (2-1)

Jn4 Louisiana-Lafayette 12, Rice 8
Jn5 Rice 10, Louisiana-Lafayette 1
Jn6 Rice 8, Louisiana-Lafayette 3

College World Series at Omaha, Neb. (1-2)

Jn11 Miami (Fla.) 8, Rice 4
Jn13 Rice 7, Oklahoma State 2
Jn16 Alabama 6, Rice 5

2000 (3-2)

NCAA Regional at Houston (3-2)

My26 Rice 5, Texas Tech 2
My27 Houston 5, Rice 2
My27 Rice 11, Texas Tech 4
My29 Rice 5, Houston 4
My29 Houston 9, Rice 5

2001 (4-3)

NCAA Regional at Rice (4-1)

My25 Rice-h 11, UT-Arlington 4
My26 Baylor 11, Rice-h 10
My27 Rice-h 14, UT-Arlington 2
My27 Rice-h 7, Baylor 4
My28 Rice-h 5, Baylor 4

NCAA Super Regional at Lincoln, Neb. (0-2)

Jn1 Nebraska-h 7, Rice 0
Jn2 Nebraska-h 9, Rice 6 (10 inn.)

2002 (5-3)

NCAA Regional at Rice (3-1)

My31 Rice-h 8, Harvard 3
Jn1 Rice-h 6, Texas Tech 0
Jn2 Washington 7, Rice-h 6
Jn2 Rice-h 14, Washington 2

NCAA Super Regional at Rice (2-0)

Jn7 Rice-h 6, LSU 0
Jn8 Rice-h 3, LSU 0

College World Series at Omaha, Neb. (0-2)

Jn15 Texas 2, Rice 1
Jn17 Notre Dame 5, Rice 3

2003 (10-2)

NCAA Regional at Rice (3-0)

My30 Rice-h 3, McNeese State 2 (10 inn.)
My31 Rice-h 10, Wichita State 1
Jn1 Rice-h 5, Wichita State 2

NCAA Super Regional at Rice (2-1)

Jn7 Houston 5, Rice-h 2
Jn8 Rice-h 10, Houston 2
Jn9 Rice-h 5, Houston 2

College World Series at Omaha, Neb. (5-1)

Jn14 Rice 4, Southwest Missouri St. 2
Jn16 Rice 12, Texas 2
Jn18 Rice 5, Texas 4
Jn21 Rice 4, Stanford 3 (10 inn.)
Jn22 Stanford 8, Rice 3
Jn23 Rice 14, Stanford 2

2004 (3-2)

NCAA Regional at Rice (3-2)

Jn4 Texas Southern 4, Rice-h 3
Jn5 Rice-h 3, Lamar 1
Jn5 Rice-h 7, Texas Southern 1
Jn6 Rice-h 3, Texas A&M 1
Jn6 Texas A&M 7, Rice-h 5

2005 (4-2)

NCAA Regional at Baton Rouge, La. (3-0)

Jn3 Rice 7, Northwestern State 3
Jn4 Rice 9, LSU-h 7
Jn6 Rice 5, LSU-h 4

NCAA Super Regional at New Orleans, La. (1-2)

Jn11 Rice 9, Tulane-h 5
Jn12 Tulane-h 7, Rice 0
Jn13 Tulane-h 9, Rice 6

2006 (11-3)

C-USA Tournament at Rice (4-0)

My24 Rice 9, UAB 3
My25 Rice 5, Southern Miss 1
My27 Rice 7, Memphis 4
My28 Rice 11, Houston 5

NCAA Regional at Rice (3-0)

Jn2 Rice-h 6, Prairie View 5
Jn4 Rice-h 7, Baylor 2
Jn5 Rice-h 7, Baylor 4

NCAA Super Regional at Rice (2-1)

Jn10 Rice-h 10, Oklahoma 4
Jn11 Oklahoma 11, Rice 5
Jn12 Rice-h 9, Oklahoma 5

College World Series at Omaha, Neb. (2-2)

Jn17 Rice 6, Georgia 4
Jn19 Rice 3, Miami (Fla.) 2
Jn21 Oregon State 5, Rice 0
Jn22 Oregon State 2, Rice 0

2007 (11-3)

C-USA Tournament at Greenville, N.C. (4-1)

My23 Rice-n 16, UCF 6
My24 Rice-n 7, Memphis 5
My26 Memphis-n 2, Rice 1
My26 Rice-n 20, Memphis 9
My27 Rice 16, East Carolina-h 8

NCAA Regional at Rice (3-0)

Jn1 Rice-h 5, Prairie View A&M 0
Jn2 Rice-h 6, TCU 3
Jn3 Rice-h 3, TCU 1

NCAA Super Regional at Rice (2-0)

Jn8 Rice-h 3, Texas A&M 2 (10 inn.)
Jn9 Rice-h 5, Texas A&M 2

College World Series at Omaha, Neb. (2-2)

Jn15 Rice-n 15, Louisville 10
Jn17 Rice-n 14, North Carolina 4
Jn20 North Carolina 6, Rice-n 1
Jn21 North Carolina 7, Rice-n 4

2008 (5-4)

C-USA Tournament at New Orleans, La. (0-2)

My21 UAB 8, Rice-n 2
My22 East Carolina 4, Rice-n 3

NCAA Regional at Rice (3-0)

My30 Rice-h 3, Sam Houston St. 2
My31 Rice-h 11, St. John's 2
Jn1 Rice-h 7, Texas 4

NCAA Super Regional at Rice (2-0)

Jn7 Rice-h 9, Texas A&M 7
Jn8 Rice-h 6, Texas A&M 5

College World Series at Omaha, Neb. (0-2)

Jn15 Fresno State 17, Rice-n 5
Jn17 LSU 6, Rice-n 5

2009 (7-3)

C-USA Tournament at Hattiesburg, Miss. (4-0)

My20 Rice-n 13, Marshall 0
My21 Rice-n 8, UAB 1
My22 Rice-n 7, Houston 2
My24 Rice 8, Southern Miss-h 6

NCAA Regional at Rice (4-1)

My29 Rice-h 5, Sam Houston St. 2
My30 Kansas State 7, Rice-h 6
My31 Rice-h 12, Xavier 5
My31 Rice-h 8, Kansas State 0
Jn1 Rice-h 13, Kansas State 4

NCAA Super Regional at Baton Rouge, La. (0-2)

Jn5 LSU-h 12, Rice 9
Jn6 LSU-h 5, Rice 3

2010 (5-3)

C-USA Tournament at UH's Cougar Field (3-1)

My26 Rice-n 11, East Carolina 3
My27 Rice 24, Houston-h 3
My28 Rice-n 18, Marshall 0
My29 Southern Miss-h 7, Rice 4

NCAA Regional at Austin (2-2)

Jn4 Louisiana-Lafayette 1, Rice-n 0
Jn5 Rice-n 19, Rider 1
Jn6 Rice-n 9, Louisiana 1
Jn6 Texas-h 4, Rice 1

Records & History

2011 (4-3)

C-USA Tournament at Pearl, Miss.

(3-1)

My25 UAB-n 9, Rice 8
My26 Rice-n 8, Memphis 5
My27 Rice-n 4, UCF 2
My28 Rice-n 4, Houston 3 (10 inn.)

NCAA Regional at Reckling Park

(1-2)

Jn3 Rice-h 14, Alcorn State 1
Jn4 Baylor 3, Rice-h 2
Jn5 California 6, Rice-h 3

2012 (2-4)

C-USA Tournament at Pearl, Miss.

(1-2)

My23 Rice-n 7, Houston 5
My24 Memphis 3, Rice-n 2
My26 Southern Miss 4, Rice-n 2

NCAA Regional at Reckling Park

(1-2)

Jn1 Rice-h 3, Prairie View 2
Jn2 Arkansas 1, Rice-h 0
Jn3 Sam Houston St. 4, Rice-h 1

2013 (7-3)

C-USA Tournament at Reckling Park

(4-0)

My22 Rice-h 3, UAB 1
My23 Rice-h 5, UCF 1
My25 Rice-h 10, Memphis 1
My26 Rice-h 5, Southern Miss 4 (11 inn.)

NCAA Regional at Eugene, Ore.

(3-1)

My31 Rice-n 3, San Francisco 2 (11 inn.)
Jn1 Rice 1, Oregon-h 0
Jn2 Oregon-h 11, Rice 0
Jn3 Rice 11, Oregon-h 4

NCAA Super Regional at Raleigh, NC

(0-2)

Jn8 NC State-h 4, Rice 3
Jn9 NC State-h 5, Rice 4 (17 inn.)

2014 (5-3)

C-USA Tournament at Hattiesburg, Miss.

(4-1)

My21 Rice-n 9, FIU 2
My22 Rice-n 8, Middle Tennessee 2
My24 Old Dominion-n 3, Rice 2
My24 Rice-n 7, Old Dominion 5
My25 Rice-n 11, UTSA 5

NCAA Regional at Reckling Park

(1-2)

My30 Rice-h 7, George Mason 2
My31 Texas-h 3, Rice 2
Jn1 Texas A&M-h 9, Rice 8

2015 (2-4)

C-USA Tournament at Hattiesburg, Miss.

(0-2)

My20 FIU 6, Rice-n 5
My21 Middle Tennessee 6, Rice-n 5

NCAA Regional at UH's Cougar Field

(2-2)

My29 Louisiana-n 7, Rice 6
My31 Rice-n 3, Houston Baptist 1
My31 Rice 3, Houston-h 2 (20 inn.)
Jn1 Louisiana-n 5, Rice 2

2016 (6-4)

C-USA Tournament at Hattiesburg, Miss.

(3-2)

My25 Rice 13, Louisiana Tech-n 12
My26 Rice 6, Florida Atlantic-n 4 (10 inn.)
My28 Louisiana Tech 13, Rice-n 10
My28 Rice 11, Louisiana Tech-n 9
My29 Southern Miss-h 3, Rice 2

NCAA Regional at Baton Rouge, La.

(3-2)

Jn5 Rice-n 7, Southeastern Louisiana 2
Jn5 LSU-h 4, Rice 2
Jn6 Rice-n 15, Southeastern Louisiana 0
Jn6 Rice 10, LSU-h 6
Jn7 LSU-h 5, Rice 2

2017 (6-2)

C-USA Tournament at Biloxi, Miss.

(4-0)

My24 Rice 5, Florida Atlantic-n 3
My25 Rice 4, Old Dominion-n 3
My27 Rice 13, Florida Atlantic-n 2
My28 Rice 5, Southern Miss-n 4

NCAA Regional at Baton Rouge, La.

(2-2)

Jn2 SE Louisiana 12, Rice-n 6
Jn3 Rice-n 13, Texas Southern 6
Jn4 Rice-n 9, SE Louisiana 5
Jn4 LSU-h 5, Rice 0

2018 (2-2)

C-USA Tournament at Biloxi, Miss.

(2-2)

My24 Rice 6, Louisiana Tech-n 3
My25 Rice 5, Florida Atlantic-n 4
My26 Florida Atlantic-n 7, Rice 4
My26 Florida Atlantic-n 9, Rice 8

2019 (2-2)

C-USA Tournament at Biloxi, Miss.

(2-2)

My22 Southern Miss-n 6, Rice 4
My23 Rice 4, Louisiana Tech-n 3
My24 Rice 3, Marshall-n 3
My25 Southern Miss-n 6, Rice 0

2023 (0-2)

C-USA Tournament at Reckling Park

(0-2)

My24 Dallas Baptist 13, Rice 2 (7)
My25 Florida Atlantic 6, Rice 1

2024 (1-2)

AAC Tournament at Clearwater, Fla.

(1-2)

My21 East Carolina 12, Rice 4
My22 Rice 9, UAB 0
My24 East Carolina 8, Rice 7

Records & History

Series Records

Opponent	W-L-T	First Game	Last Game	Opponent	W-L-T	First Game	Last Game	Opponent	W-L-T	First Game	Last Game
Air Force	5-1-0	1997	1999	Kansas	3-3-1	1957	1995	San Diego	4-3-0	2006	2010
Alabama	0-2-0	1999	2003	Kansas State	4-2-0	2004	2021	San Diego State	8-3-0	1994	1999
Alcorn State	1-0-0	2011	2011	Kentucky	1-0-0	2011	2011	San Francisco	1-0-0	2013	2013
Arizona	5-6-0	2011	2019	Lamar	87-51-0	1952	2024	San Jose State	33-10-0	1997	2005
Arizona State	2-8-0	1990	2006	Liberty	3-0-0	2003	2003	Schreiner	4-1-0	1986	1989
Arkansas	18-42-1	1971	2016	Long Beach State	3-5-0	2006	2011	SMU	42-30-0	1954	1980
Arkansas State	1-0-0	2000	2000	Louisiana	20-18-0	1974	2024	South Dakota State	1-1-0	1978	1979
Auburn	0-1-0	1997	1997	Louisiana Monroe	1-1-0	1991	1993	South Florida	4-0-0	2002	2024
Baylor	88-129-1	1920	2023	Louisiana Tech	46-18-0	1969	2023	Southeastern Louisiana	4-3-0	2016	2017
Benedictine College (Kan.)	4-0-0	1986	1986	Louisville	2-0-0	1996	2007	Southern	2-1-0	2021	2021
BYU	7-0-0	1997	1999	LSU	12-18-0	1914	2024	Southern Miss	30-28-0	2006	2022
Cal Poly	4-2-0	2007	2009	Lubbock Christian	5-2-0	1981	1983	Southwestern	2-0-0	1981	1981
Cal Poly Pomona	1-0-0	1988	1988	Maine	2-0-0	1996	1996	St. Edward's	34-9-0	1970	1993
Cal- Santa Barbara	1-0-0	2011	2011	Marshall	27-6-0	2006	2022	St. Francis (IL)	1-3-0	1982	1988
California	3-4-0	2010	2013	Mary Hardin-Baylor	9-0-0	1981	1993	St. John's	2-1-0	2006	2008
Cal State Fullerton	5-9-0	1990	2007	Massachusetts	3-0-0	1996	1996	St. Mary's (TX)	28-9-0	1961	1994
Centenary	3-0-0	1979	1981	McNeese State	30-7-0	1984	2023	St. Thomas (TX)	7-2-0	1965	1969
Central Michigan	0-3-0	1980	1984	Memphis	22-12-0	2006	2024	Stanford	12-27-0	1991	2024
Central Missouri	3-0-0	2005	2007	Miami	2-5-0	1985	2006	Stephen F. Austin	24-6-0	1982	2022
Charlotte	13-15-0	2015	2024	Miami (OH)	2-0-0	2004	2004	Stetson	1-0-0	2003	2003
Cincinnati	1-0-0	1997	1997	Michigan	2-0-0	1996	1998	TCU	125-120-1	1914	2023
Clemson	2-2-0	1994	2000	Michigan State	0-1-0	2008	2008	Temple	3-0-0	1985	1985
Columbia	1-0-0	2018	2018	Middle Tennessee	14-14-2	2014	2023	Tennessee	1-0-0	2012	2012
Concordia (TX)	1-0-0	1994	1994	Milwaukee	1-1-0	1999	1999	Texas	58-235-2	1915	2022
Cornell	4-1-0	1977	1985	Minnesota	8-3-0	1955	1986	Texas A&M	97-189-2	1914	2024
Creighton	2-0-0	1993	2008	Mississippi	2-1-0	1992	2005	Texas A&M - Corpus Christi	21-1-0	1962	2024
CSUN	1-0-0	2004	2004	Mississippi State	0-1-0	1998	1998	Texas Lutheran	31-8-0	1955	1986
Dallas	1-2-0	1964	1979	Missouri	4-2-0	1988	1996	Texas Southern	27-4-0	1986	2024
Dallas Baptist	24-15-0	1981	2023	Missouri State	7-1-0	1997	2020	Texas Tech	61-21-0	1984	2021
Duke	1-0-0	1999	1999	Nebraska	17-11-0	1956	2010	Texas Wesleyan	57-63-0	1958	2023
East Carolina	24-14-0	2006	2024	Nevada	25-6-0	1997	2005	Trinity (TX)	1-3-0	1979	1982
Elon	1-0-0	2010	2010	New Mexico	17-2-0	1997	2002	Tulane	31-10-0	1990	2024
Florida Atlantic	16-17-1	2007	2024	New Mexico State	2-0-0	2012	2012	UAB	40-18-0	2006	2024
FIU	25-9-0	1985	2023	New Orleans	1-1-0	1990	1998	UC Irvine	0-6-0	2019	2020
Florida State	1-2-0	1989	1989	New York Tech	4-3-0	1984	1990	UCF	25-10-0	1996	2018
Fresno State	29-17-0	1994	2008	Nicholls State	9-5-0	1971	1999	UCLA	1-1-0	1999	2009
George Mason	1-0-0	2014	2014	North Carolina	2-4-0	2000	2013	UNLV	12-7-0	1988	1999
Georgia	1-0-0	2006	2006	North Carolina State	0-2-0	2013	2013	USC	4-0	2005	2011
Gonzaga	1-3-0	2018	2018	North Texas	16-0-0	1981	1981	UT Arlington	9-0-0	1984	2003
Grambling State	1-1-0	2012	2012	Northern Illinois	4-0-0	1970	2021	Utah	6-1-0	1997	1999
Grand Canyon	2-1-0	1997	1997	Northwestern State	6-1-0	1993	2005	UTRGV	29-29-1	1966	2023
Hardin-Simmons	8-0-0	1983	1991	Notre Dame	1-4-0	2002	2024	UTSA	30-21-0	1994	2024
Harvard	8-3-0	2002	2022	Oklahoma	6-7-0	1991	2019	Vanderbilt	2-1-0	1990	2007
Hawaii	37-13-0	1998	2024	Oklahoma State	14-23-0	1954	2010	Virginia	0-2-0	1998	2018
Hawaii Hilo	10-2-0	2000	2001	Old Dominion	15-10-0	2014	2021	Wake Forest	4-1-0	1998	2004
Houston	110-90-0	1972	2024	Oral Roberts	5-4-0	1988	2009	Washington	1-2-0	1998	2002
Houston Christian	31-4-0	1966	2024	Oregon	2-1-0	2013	2013	Washington (St. Louis)	1-1-0	1974	1974
Incarnate Word	5-2-0	1993	2024	Oregon State	0-2-0	2006	2006	Washington and Lee	3-1-0	1971	1971
Indiana	2-0-0	1966	1996	Pepperdine	1-2-0	2017	2017	Washington State	1-0-0	2009	2009
Iowa State	1-0-0	1989	1989	Prairie View A&M	15-0-0	1986	2024	Western Carolina	3-0-0	2005	2008
Jackson State	2-0-0	2000	2000	Purdue	4-1-0	2001	2014	Western Illinois	0-1-0	1964	1964
Jacksonville State	1-0-0	1999	1999	Rider	1-0-0	2010	2010	Westmont College (Calif.)	1-1-0	1989	1989
James Madison	1-0-0	1995	1995	Rutgers	1-0-0	1999	1999	Wichita State	2-6-0	1986	2024
John Brown (Ark.)	2-1-0	1977	1977	Saint Louis	1-0-0	1992	1992	Winthrop	4-0-0	2008	2008
				Saint Mary's (CA)	1-0-0	2003	2003	WKU	18-11-0	1988	2023
				Sam Houston	73-81-2	1950	2024	Wyoming	3-1-0	1995	1995
				Samford	1-0-0	2018	2018	Xavier	1-0-0	2009	2009

Records & History

Air Force (5-1)				3/28/1982	Fayetteville, Ark.	L	1-6	1936	Waco	L	7-9
3/7/1997	Cameron Field	W	18-3	3/19/1983	Cameron Field	W	3-2	1937	Rice Baseball Field	W	7-0
3/8/1997	Cameron Field	W	14-1	3/19/1983	Cameron Field	W	6-1 (7)	1937	Waco	L	3-12
3/9/1997	Cameron Field	W	14-6	3/20/1983	Cameron Field	L	4-7	1937	Waco	L	13-32
5/14/1999	Colorado Springs, Colo.	L	5-10	3/25/1984	Fayetteville, Ark.	L	3-6	4/30/1938	Waco	L	2-8
5/15/1999	Colorado Springs, Colo.	W	23-4	3/25/1984	Fayetteville, Ark.	L	3-5 (7)	5/20/1938	Rice Baseball Field	L	3-4
5/15/1999	Colorado Springs, Colo.	W	14-3	3/26/1984	Fayetteville, Ark.	W	7-2	5/21/1938	Rice Baseball Field	L	1-11
Alabama (0-2)				5/12/1984	¹ Austin, Texas	W	8-1	3/25/1939	Rice Baseball Field	L	1-7
6/16/1999	^c Omaha, Neb.	L	5-6	3/17/1985	Cameron Field	W	13-2	1939	Waco	L	1-16
2/16/2003	Minute Maid Park	L	5-6	3/17/1985	Cameron Field	L	4-8 (7)	1939	Waco	L	4-16
Alcorn State (1-0)				3/14/1986	Fayetteville, Ark.	L	0-6	1940	Waco	L	4-10
6/3/2011	⁴ Reckling Park	W	14-2	3/15/1986	Fayetteville, Ark.	L	7-15	1940	Rice Baseball Field	L	
Arizona (5-6)				3/15/1986	Fayetteville, Ark.	L	5-10 (7)	1940	Rice Baseball Field	L	
3/1/2011	Tucson, Ariz.	L	8-10	4/24/1987	Cameron Field	L	3-4	1941	Rice Baseball Field	W	8-3
3/2/2011	Tucson, Ariz.	W	11-7	4/25/1987	Cameron Field	L	0-3	1942	Waco	W	3-1
3/13/2012	Reckling Park	W	5-1	4/25/1987	Cameron Field	L	1-5 (7)	1942	Waco	W	7-3
3/14/2012	Reckling Park	L	5-8	5/13/1988	Fayetteville, Ark.	L	1-6	1942	Waco	L	3-14
2/20/2015	Tucson, Ariz.	W	8-5	5/14/1988	Fayetteville, Ark.	L	8-9	1947	Waco	L	6-16
2/21/2015	Tucson, Ariz.	L	6-7	5/14/1988	Fayetteville, Ark.	L	1-10 (7)	1947	Waco	L	2-11
2/22/2015	Tucson, Ariz.	W	6-4 (10)	4/21/1989	Cameron Field	L	2-10	1947	Waco	W	5-4
2/19/2016	Reckling Park	L	1-8	4/22/1989	Cameron Field	L	4-8	4/1/1948	Waco	L	3-24
2/20/2016	Reckling Park	L	2-6	4/22/1989	Cameron Field	W	3-1 (7)	4/1/1948	Waco	L	4-14
2/21/2016	Reckling Park	W	4-3	4/20/1990	Fayetteville, Ark.	L	1-9	5/6/1949	Rice Baseball Field	W	4-1
2/20/2019	Reckling Park	L	5-16	4/21/1990	Fayetteville, Ark.	L	5-6 (11)	5/6/1949	Rice Baseball Field	W	5-2
Arizona State (2-8)				4/21/1990	Fayetteville, Ark.	W	2-1 (7)	1951			
2/2/1990	Tempe, Ariz.	L	1-12	5/17/1990	¹ Austin, Texas	L	5-7	1951			
2/3/1990	Tempe, Ariz.	L	4-16	3/8/1991	Cameron Field	W	4-3	4/8/1952	Waco		
2/4/1990	Tempe, Ariz.	W	11-4	3/9/1991	Cameron Field	W	9-8	4/9/1952	Waco		
2/26/1991	Tempe, Ariz.	L	5-9	3/9/1991	Cameron Field	L	4-8 (7)	5/15/1952	Rice Baseball Field		
2/27/1991	Tempe, Ariz.	L	0-10	6/2/2012	⁴ Reckling Park	L	0-1	3/27/1953	Rice Baseball Field		
3/19/1993	Tempe, Ariz.	L	3-11	2/26/2016	Minute Maid Park	L	2-5	3/28/1953	Rice Baseball Field		
3/20/1993	Tempe, Ariz.	W	7-4	Arkansas State (1-0)				5/16/1953	Waco		
3/21/1993	Tempe, Ariz.	L	10-15	2/11/2000	Reckling Park	W	8-2	4/23/1954	Waco	L	0-4
2/22/2004	Reckling Park	L	1-3	Auburn (0-1)				4/24/1954	Waco	L	0-9
3/11/2006	Corpus Christi, Texas	L	5-6 (10)	6/1/1997	⁶ Omaha, Neb.	L	1-10	5/13/1954	Rice Baseball Field	L	4-10
Arkansas (18-42-1)				Baylor (88-129-1)				3/29/1955	Waco	L	0-8
4/2/1971	Edinburg, Texas	W	5-2	4/9/1920	Rice Baseball Field	L	3-13	5/6/1955	Rice Baseball Field	L	5-12
4/3/1971	Edinburg, Texas	W	4-3	4/10/1920	Rice Baseball Field	L	7-9	5/7/1955	Rice Baseball Field	L	3-4
4/5/1974	Fayetteville, Ark.	W	6-5	4/23/1920	Waco	L	1-11	4/7/1956	Waco	W	5-1 (7)
4/6/1974	Fayetteville, Ark.	L	7-9	4/14/1921	Rice Baseball Field	L	0-11	4/7/1956	Waco	L	2-7
4/6/1974	Fayetteville, Ark.	L	3-6 (7)	4/15/1921	Rice Baseball Field	W	2-1	5/12/1956	Rice Baseball Field	L	2-4
4/4/1975	Rice Baseball Field	L	0-5	4/24/1922	Rice Baseball Field			3/22/1957	Rice Baseball Field	L	0-3
4/5/1975	Rice Baseball Field	W	9-0	4/25/1922	Rice Baseball Field			5/10/1957	Waco	W	7-5 (8)
4/5/1975	Rice Baseball Field	W	5-1 (7)	4/15/1923	Waco	L	3-9	5/10/1957	Waco	L	2-10
4/16/1976	Fayetteville, Ark.	L	1-4	5/15/1923	Waco	L	1-4	3/28/1958	Waco	W	2-1
4/17/1976	Fayetteville, Ark.	L	0-1	1924	Rice Baseball Field	W	12-7	3/29/1958	Waco	L	7-8 (10)
4/17/1976	Fayetteville, Ark.	L	1-4 (7)	1924	Rice Baseball Field	W	5-4	4/19/1958	Rice Baseball Field	W	6-1
4/15/1977	Rice Baseball Field	W	8-3	1924	Waco	L	1-9	3/31/1959	Waco	W	8-2
4/17/1977	Rice Baseball Field	L	4-9	1924	Waco	L	0-3	5/8/1959	Rice Baseball Field	W	7-3
4/17/1977	Rice Baseball Field	L	1-7 (7)	4/24/1925	Waco	L	3-17	5/9/1959	Rice Baseball Field	L	3-4
3/10/1978	Fayetteville, Ark.	L	0-6	5/11/1925	Rice Baseball Field	L	6-7	4/30/1960	Waco	L	3-4
3/11/1978	Fayetteville, Ark.	L	0-6	4/3/1926	Rice Baseball Field	W	3-0	4/30/1960	Waco	W	1-0
3/11/1978	Fayetteville, Ark.	L	0-1 (7)	1926	Waco	L	2-8	5/3/1960	Rice Baseball Field	L	4-5 (12)
3/9/1979	Cameron Field	L	3-6	1927	Rice Baseball Field	W	3-0	3/16/1961	Waco	L	3-9
3/11/1979	Cameron Field	L	3-12 (8)	1927	Rice Baseball Field	W	3-0	5/12/1961	Rice Baseball Field	L	0-4
3/11/1979	Cameron Field	L	2-7 (7)	1927	Waco	L	2-8	5/13/1961	Rice Baseball Field	W	5-2
4/11/1980	Fayetteville, Ark.	L	6-14	1927	Waco	L	1-15	5/7/1962	Waco	L	0-5
4/12/1980	Fayetteville, Ark.	W	9-8	1927	Waco	L	1-15	5/7/1962	Waco	L	3-12
4/12/1980	Fayetteville, Ark.	L	2-5 (7)	1928	Waco	L	11-24	3/21/1963	Waco	W	6-3
3/27/1981	Cameron Field	L	2-3	1928	Waco	L	0-6	4/19/1963	Rice Baseball Field	L	3-6
3/28/1981	Cameron Field	W	4-3	1928	Waco	L	0-6	4/20/1963	Rice Baseball Field	L	15-17
3/28/1981	Cameron Field	W	5-4 (7)	1928	Waco	L	1-7	5/5/1964	Waco	L	1-8
5/16/1981	¹ Austin, Texas	L	4-5	1929	Rice Baseball Field	W	6-1	5/5/1964	Waco	L	1-6 (7)
3/26/1982	Fayetteville, Ark.	T	4-4 (11)	1929	Rice Baseball Field	L	2-4	5/6/1964	Waco	W	5-2
3/27/1982	Fayetteville, Ark.	L	2-17	1929	Waco	L	3-7	3/13/1965	Waco	L	0-8
3/27/1982	Fayetteville, Ark.	L	1-2 (7)	1929	Waco	L	1-7	5/6/1965	Rice Baseball Field	L	1-8
				1931	Rice Baseball Field	L	1-6	5/7/1965	Rice Baseball Field	W	5-4
				1931	Waco	L	1-15	3/26/1966	Rice Baseball Field	T	5-5 (14)
				1932	Rice Baseball Field	W	4-0	5/5/1966	Waco	L	1-2 (7)
				1932	Waco	L	7-8	5/5/1966	Waco	L	0-1
				1936	Rice Baseball Field	L	4-11	5/6/1966	Waco	W	2-0

Records & History

3/14/1967	Waco	L	0-1	3/17/1990	Waco	W	2-0 (7)	California (3-4)			
4/21/1967	Rice Baseball Field	W	7-6	3/22/1991	Cameron Field	L	5-14	3/11/2010	Reckling Park	L	6-8
4/22/1967	Rice Baseball Field	W	1-0	3/23/1991	Cameron Field	W	12-11 (10)	3/12/2010	Reckling Park	L	4-6
3/22/1968	Waco	L	0-3	3/23/1991	Cameron Field	W	6-5 (7)	3/13/2010	Reckling Park	W	26-11
3/22/1968	Waco	L	0-3 (7)	3/20/1992	Waco	L	0-1	3/14/2010	Reckling Park	W	7-4
3/23/1968	Waco	L	2-4	3/21/1992	Waco	L	5-6	3/12/2011	San Francisco, Calif.	L	6-7 (15)
3/21/1969	Rice Baseball Field	W	8-7	3/21/1992	Waco	W	1-0 (7)	6/5/2011	*Reckling Park	L	3-6
3/21/1969	Rice Baseball Field	W	6-2 (7)	4/3/1992	Cameron Field	L	0-8	3/4/2013	Reckling Park	W	1-0
3/22/1969	Rice Baseball Field	W	4-3	4/4/1992	Cameron Field	W	5-2	Cal Poly (4-2)			
4/24/1970	Waco	W	5-2	4/4/1992	Cameron Field	W	4-0 (7)	3/16/2007	Reckling Park	W	9-8
4/24/1970	Waco	W	2-1 (7)	4/2/1993	Waco	L	0-18	3/17/2007	Reckling Park	W	7-2
4/25/1970	Waco	L	1-12	4/3/1993	Waco	L	5-6 (7)	3/18/2007	Reckling Park	W	6-5
4/16/1971	Rice Baseball Field	L	0-3	4/4/1993	Waco	W	8-2	2/20/2009	San Luis Obispo, Calif.	W	10-7
4/16/1971	Rice Baseball Field	W	1-0 (7)	4/8/1994	Cameron Field	W	10-5	2/21/2009	San Luis Obispo, Calif.	L	6-7
3/24/1972	Waco	L	1-5	4/9/1994	Cameron Field	W	12-9	2/21/2009	San Luis Obispo, Calif.	L	3-10
3/24/1972	Waco	W	2-0 (7)	4/9/1994	Cameron Field	W	7-4	Cal Poly Pomona (1-0)			
3/25/1972	Waco	L	4-5	4/7/1995	Waco	L	2-6	3/23/1988	Cameron Field	W	7-3
4/27/1973	Rice Baseball Field	W	3-1	4/8/1995	Waco	W	9-5	UC Santa Barbara (1-0)			
4/27/1973	Rice Baseball Field	W	5-2 (7)	4/8/1995	Waco	L	18-21 (7)	3/13/2011	San Francisco, Calif.	W	2-1
4/28/1973	Rice Baseball Field	L	2-11	4/9/1995	Waco	W	11-5	Cal-State Fullerton (5-9)			
3/29/1974	Waco	L	1-4	4/26/1996	Cameron Field	L	6-9	2/16/1990	Fullerton, Calif.	L	1-7
3/30/1974	Waco	W	5-2 (7)	4/27/1996	Cameron Field	W	4-3	2/23/1991	Cameron Field	W	6-4
3/30/1974	Waco	L	3-4 (10)	4/27/1996	Cameron Field	L	0-7	2/23/1991	Cameron Field	L	3-8
3/29/1975	Rice Baseball Field	W	5-4	4/28/1996	Cameron Field	L	3-6	2/24/1991	Cameron Field	L	2-7
3/30/1975	Rice Baseball Field	W	8-3	3/5/1997	Waco	L	2-3 (11)	5/27/1995	*Baton Rouge, La.	L	7-17
3/30/1975	Rice Baseball Field	L	0-7 (7)	4/15/1997	Cameron Field	W	8-4	5/28/1995	*Baton Rouge, La.	L	7-8
3/12/1976	Waco	L	7-8	3/18/1998	Waco	L	4-6	5/24/1996	*Wichita, Kan.	L	3-7
3/13/1976	Waco	L	2-4	3/25/1998	Cameron Field	L	1-8	5/26/1996	*Wichita, Kan.	W	13-10
3/13/1976	Waco	W	6-4 (7)	4/7/1999	Waco	L	2-7	3/3/2006	Reckling Park	W	3-2 (10)
3/12/1977	Rice Baseball Field	L	1-18	4/27/1999	Cameron Field	W	6-1	3/4/2006	Reckling Park	W	6-2
3/12/1977	Rice Baseball Field	W	9-7 (7)	3/1/2000	Reckling Park	L	2-5	3/5/2006	Reckling Park	L	4-15
3/13/1977	Rice Baseball Field	L	3-12	2/1/2001	Enron Field	W	1-0 (10)	3/2/2007	Fullerton, Calif.	L	3-10
4/14/1978	Waco	L	5-9	3/20/2001	Reckling Park	W	8-7 (10)	3/3/2007	Fullerton, Calif.	W	9-3
4/15/1978	Waco	L	8-10	4/10/2001	Waco	W	5-1	3/4/2007	Fullerton, Calif.	L	1-6
4/15/1978	Waco	L	1-8 (7)	5/26/2001	*Reckling Park	L	10-11	Cal-State Northridge (1-0)			
4/13/1979	Cameron Field	L	6-7	5/27/2001	*Reckling Park	W	7-4	2/21/2004	Reckling Park	W	9-2
4/14/1979	Cameron Field	L	7-10	5/28/2001	*Reckling Park	W	5-4	Centenary (3-0)			
4/14/1979	Cameron Field	L	3-8 (7)	2/7/2002	Enron Field	W	10-9	4/9/1979	Cameron Field	W	7-4
3/14/1980	Waco	L	2-10	2/15/2003	Minute Maid Park	W	4-3	4/9/1979	Cameron Field	W	4-0
3/15/1980	Waco	L	11-15	3/25/2003	Reckling Park	W	4-3	3/2/1981	Cameron Field	W	5-4
3/15/1980	Waco	W	9-2 (7)	5/18/2004	Waco	W	6-4	Central Michigan (0-3)			
4/10/1981	Cameron Field	W	5-4	2/13/2005	Minute Maid Park	L	1-6	3/7/1980	Edinburg, Texas	L	1-2 (12)
4/11/1981	Cameron Field	L	1-3	5/11/2005	Reckling Park	W	7-0	3/8/1980	Edinburg, Texas	L	0-3 (7)
4/11/1981	Cameron Field	W	3-1 (7)	4/11/2006	Waco	W	6-4	3/8/1984	Cameron Field	L	3-5
4/9/1982	Waco	W	14-11	6/4/2006	*Reckling Park	W	7-2	Central Missouri State (3-0)			
4/10/1982	Waco	L	3-5	6/5/2006	*Reckling Park	W	7-4	2/5/2005	Reckling Park	W	5-2
4/11/1982	Waco	L	4-11	2/10/2007	Minute Maid Park	W	7-0	2/4/2006	Reckling Park	W	9-0
4/1/1983	Cameron Field	W	9-4	5/15/2007	Reckling Park	W	13-0	2/3/2007	Reckling Park	W	5-0
4/2/1983	Cameron Field	W	17-8	3/1/2009	Minute Maid Park	W	8-3	Charlotte (13-15)			
4/2/1983	Cameron Field	L	2-6 (7)	3/6/2011	Minute Maid Park	L	8-12 (10)	3/6/2015	Charlotte, N.C.	W	4-2
4/6/1984	Waco	W	12-10	6/4/2011	*Reckling Park	L	2-3	3/7/2015	Charlotte, N.C.	W	10-3
4/7/1984	Waco	W	18-5	3/3/2013	Minute Maid Park	L	2-9	3/8/2015	Charlotte, N.C.	W	6-3
4/8/1984	Waco	L	1-2	3/2/2019	Minute Maid Park	W	6-3	4/29/2016	Reckling Park	W	5-1
3/29/1985	Cameron Field	W	7-4	3/2/2022	Reckling Park	L	0-9	4/29/2016	Reckling Park	L	0-1
3/30/1985	Cameron Field	L	0-1 (11)	3/14/2023	Waco	L	0-6	4/30/2016	Reckling Park	W	12-4
3/30/1985	Cameron Field	L	3-4 (7)	Benedictine (Kan.) (4-0)				5/5/2017	Charlotte, N.C.	W	6-4
3/28/1986	Waco	L	5-16	3/4/1986	Cameron Field	W	8-5	5/6/2017	Charlotte, N.C.	W	8-0
3/29/1986	Waco	L	2-10	3/4/1986	Cameron Field	W	11-6	5/7/2017	Charlotte, N.C.	W	11-8
3/29/1986	Waco	W	11-3 (7)	3/5/1986	Cameron Field	W	7-0	4/27/2018	Reckling Park	L	6-8
3/20/1987	Cameron Field	L	5-6	3/5/1986	Cameron Field	W	4-3	4/28/2018	Reckling Park	W	3-2
3/21/1987	Cameron Field	L	2-7	BYU (7-0)				4/29/2018	Reckling Park	L	4-6
3/21/1987	Cameron Field	W	4-1 (7)	5/14/1997	*San Diego, Calif.	W	16-3	4/12/2019	Charlotte, N.C.	W	19-4
3/25/1988	Waco	L	1-3	3/6/1998	Cameron Field	W	6-1				
3/26/1988	Waco	W	7-3	3/7/1998	Cameron Field	W	11-3				
3/26/1988	Waco	L	1-4 (7)	3/7/1998	Cameron Field	W	9-2				
3/17/1989	Cameron Field	L	3-4	4/8/1999	Cameron Field	W	7-1				
3/18/1989	Cameron Field	L	1-7	4/9/1999	Cameron Field	W	5-3				
3/18/1989	Cameron Field	L	0-1 (7)	4/9/1999	Cameron Field	W	3-1				
3/16/1990	Waco	W	14-0								
3/17/1990	Waco	W	7-1								

Records & History

4/4/1997	Fresno, Calif.	L	1-2	3/6/1983	Cameron Field	W	7-1	Hawaii-Hilo (10-2)			
4/5/1997	Fresno, Calif.	L	3-6	2/24/1989	Cameron Field	W	2-1 (10)	3/9/2000	Hilo, Hi.	W	5-2
4/6/1997	Fresno, Calif.	L	1-2	2/25/1989	Cameron Field	W	4-1	3/10/2000	Hilo, Hi.	L	6-7
5/15/1998	² San Diego, Calif.	W	5-4 (10)	2/25/1989	Cameron Field	W	6-0	3/11/2000	Hilo, Hi.	W	3-2
5/16/1998	² San Diego, Calif.	W	15-2	2/6/1991	Austin, Texas	W	6-0	4/8/2000	Reckling Park	W	6-5
2/26/1999	Cameron Field	W	10-4	2/6/1991	Austin, Texas	W	20-4	4/9/2000	Reckling Park	L	2-3
2/27/1999	Cameron Field	W	8-5	Harvard (8-3)				4/10/2000	Reckling Park	W	1-0
2/28/1999	Cameron Field	W	8-2	3/16/2002	Reckling Park	W	2-1	2/22/2001	Reckling Park	W	6-2
2/25/2000	Reckling Park	L	2-5	3/16/2002	Reckling Park	W	8-3	2/23/2001	Reckling Park	W	7-0
2/26/2000	Reckling Park	L	5-9	3/17/2002	Reckling Park	W	13-3	2/24/2001	Reckling Park	W	11-3
2/27/2000	Reckling Park	W	8-0	5/31/2002	*Reckling Park	W	8-3	3/3/2001	Hilo, Hi.	W	9-0
3/24/2000	Fresno, Calif.	L	1-15	3/15/2013	Reckling Park	W	5-2	3/4/2001	Hilo, Hi.	W	11-3
3/25/2000	Fresno, Calif.	L	3-6	3/16/2013	Reckling Park	W	9-2	3/5/2001	Hilo, Hi.	W	9-7 (10)
3/26/2000	Fresno, Calif.	W	5-2	3/17/2013	Reckling Park	W	12-0	Houston (110-90)			
3/23/2001	Reckling Park	W	13-6	3/4/2022	Reckling Park	L	0-3	1948		L	5-10
3/24/2001	Reckling Park	W	8-1	3/5/2022	Reckling Park	L	1-2	1949		L	3-5
3/25/2001	Reckling Park	W	8-6	3/5/2022	Reckling Park	L	3-6	1949		L	1-2
5/11/2001	Fresno, Calif.	L	0-1	3/6/2022	Reckling Park	W	9-6	4/14/1972	Rice Baseball Field	L	0-1
5/12/2001	Fresno, Calif.	L	5-11	Hawaii (37-13)				4/14/1972	Rice Baseball Field	L	1-2
5/13/2001	Fresno, Calif.	W	8-5	3/13/1998	Cameron Field	W	5-4	4/15/1972	Cougar Field	W	6-5
3/29/2002	Reckling Park	W	9-2	3/14/1998	Cameron Field	W	5-0	4/15/1972	Cougar Field	L	2-8
3/30/2002	Reckling Park	W	12-5	3/14/1998	Cameron Field	W	7-6 (8)	3/17/1973	Cougar Field	L	0-7
3/31/2002	Reckling Park	W	16-4	4/23/1999	Manoa, Hi.	W	7-3	3/19/1973	Cougar Field	L	10-11
5/17/2002	Fresno, Calif.	W	4-1	4/24/1999	Manoa, Hi.	W	12-3	3/19/1973	Cougar Field	W	11-6 (7)
5/18/2002	Fresno, Calif.	W	17-9	4/25/1999	Manoa, Hi.	W	2-0	4/16/1974	UH Field (*Rice home)	W	11-4
5/19/2002	Fresno, Calif.	W	12-1	3/4/2000	Manoa, Hi.	L	9-10	4/16/1974	UH Field (*Rice home)	L	1-4 (7)
4/11/2003	Fresno, Calif.	L	3-7	3/5/2000	Manoa, Hi.	W	8-4	4/12/1975	Cougar Field	W	8-5
4/12/2003	Fresno, Calif.	W	9-2	3/6/2000	Manoa, Hi.	L	3-10	4/12/1975	Cougar Field	W	7-6 (7)
4/13/2003	Fresno, Calif.	W	3-2	4/22/2000	Reckling Park	W	7-3	4/13/1975	Cougar Field	L	1-5
5/23/2003	Reckling Park	L	1-2	4/23/2000	Reckling Park	W	7-3	4/9/1976	Rice Baseball Field	L	4-9 (10)
5/24/2003	Reckling Park	W	13-2	4/24/2000	Reckling Park	W	4-0	4/10/1976	Rice Baseball Field	W	7-2
5/25/2003	Reckling Park	W	5-1	3/8/2001	Manoa, Hi.	W	10-4	4/10/1976	Rice Baseball Field	W	8-1 (7)
3/26/2004	Reckling Park	W	6-1	3/9/2001	Manoa, Hi.	W	13-2	4/8/1977	Cougar Field	L	3-12
3/27/2004	Reckling Park	W	6-5	3/10/2001	Manoa, Hi.	L	3-4	4/9/1977	Cougar Field	L	4-18
3/28/2004	Reckling Park	W	7-2	4/19/2001	Reckling Park	L	2-4	4/9/1977	Cougar Field	W	5-4 (7)
5/21/2004	Fresno, Calif.	W	9-4	4/20/2001	Reckling Park	W	10-0	3/17/1978	Cameron Field	L	3-9
5/22/2004	Fresno, Calif.	L	7-9 (10)	4/21/2001	Reckling Park	L	3-7	3/18/1978	Cameron Field	W	2-4
5/23/2004	Fresno, Calif.	L	4-11	3/8/2002	Manoa, Hi.	W	9-7	3/18/1978	Cameron Field	W	4-1 (7)
4/1/2005	Fresno, Calif.	W	8-2	3/9/2002	Manoa, Hi.	W	6-3	3/17/1979	Cougar Field	L	0-1
4/2/2005	Fresno, Calif.	W	8-0	3/10/2002	Manoa, Hi.	W	13-4	3/18/1979	Cougar Field	L	2-5
4/3/2005	Fresno, Calif.	L	1-2	4/18/2002	Reckling Park	W	9-4	3/18/1979	Cougar Field	L	3-12 (7)
4/29/2005	Reckling Park	L	7-8	4/19/2002	Reckling Park	W	9-1	4/18/1980	Cameron Field	W	10-5
4/29/2005	Reckling Park	W	6-4	4/20/2002	Reckling Park	W	7-6 (11)	4/19/1980	Cameron Field	L	3-8
4/30/2005	Reckling Park	W	10-2	3/14/2003	Manoa, Hi.	W	9-4	4/19/1980	Cameron Field	L	1-5 (7)
6/15/2008	⁶ Omaha, Neb.	L	5-17	3/15/2003	Manoa, Hi.	W	9-2	3/20/1981	Cougar Field	W	8-3
George Mason (1-0)				3/16/2003	Manoa, Hi.	W	11-1	3/22/1981	Cougar Field	W	13-4 (7)
5/30/2014	⁴ Reckling Park	W	7-2	4/4/2003	Reckling Park	W	12-4	3/22/1981	Cougar Field	L	5-6 (7)
Georgia (1-0)				4/5/2003	Reckling Park	W	2-0	3/19/1982	Cameron Field	L	0-1
6/17/2006	⁶ Omaha, Neb.	W	6-4	4/6/2003	Reckling Park	W	8-1	3/20/1982	Cameron Field	L	0-4
Gonzaga (1-3)				3/19/2004	Reckling Park	W	5-3	3/20/1982	Cameron Field	L	0-5 (7)
3/9/2018	Reckling Park	L	5-7	3/20/2004	Reckling Park	W	3-0	3/12/1983	Cougar Field	L	3-7
3/10/2018	Reckling Park	W	6-1 (7)	3/21/2004	Reckling Park	L	3-5	3/12/1983	Cougar Field	L	0-3 (7)
3/10/2018	Reckling Park	L	5-7	5/7/2004	Manoa, Hi.	L	5-7	3/13/1983	Cougar Field	L	1-10
3/11/2018	Reckling Park	L	2-10	5/8/2004	Manoa, Hi.	L	5-6	5/14/1983	¹ Austin	L	2-4
Grambling State (1-1)				5/9/2004	Manoa, Hi.	W	13-1	3/17/1984	Cameron Field	L	1-2
3/17/2012	Reckling Park	W	12-1	4/15/2005	Manoa, Hi.	L	2-3	3/17/1984	Cameron Field	W	6-1
3/18/2012	Reckling Park	L	4-5	4/16/2005	Manoa, Hi.	W	4-0	3/18/1984	Cameron Field	W	6-4
Grand Canyon (2-1)				4/17/2005	Manoa, Hi.	W	3-1	4/26/1985	Cougar Field	W	4-3 (12)
5/9/1997	Phoenix, Ariz.	W	18-12	5/20/2005	Reckling Park	L	4-7	4/27/1985	Cougar Field	L	5-6
5/10/1997	Phoenix, Ariz.	W	12-4	5/21/2005	Reckling Park	W	7-6 (12)	4/27/1985	Cougar Field	L	2-3 (7)
5/11/1997	Phoenix, Ariz.	L	11-14	5/22/2005	Reckling Park	W	14-11	4/25/1986	Cameron Field	W	6-5
Hardin-Simmons (8-0)				2/22/2013	Manoa, Hi.	W	2-0 (17)	4/26/1986	Cameron Field	L	0-7
3/5/1983	Cameron Field	W	8-4	2/23/2013	Manoa, Hi.	W	3-1	4/26/1986	Cameron Field	W	2-0 (7)
3/5/1983	Cameron Field	W	7-1	2/24/2013	Manoa, Hi.	W	7-5	4/17/1987	Cougar Field	L	9-10
				2/25/2013	Manoa, Hi.	W	5-0	4/18/1987	Cougar Field	L	2-7
				3/8/2024	Manoa, Hi.	W	5-2	4/18/1987	Cougar Field	L	8-9 (7)
				3/9/2024	Manoa, Hi.	L	3-4	4/22/1988	Cameron Field	W	5-3
				3/10/2024	Manoa, Hi.	L	1-12	4/23/1988	Cameron Field	L	2-17
				3/11/2024	Manoa, Hi.	L	5-7	4/23/1988	Cameron Field	L	3-14 (7)
								4/15/1989	Cougar Field	L	2-9

Records & History

4/16/1989	Cougar Field	L	12-13 (10)	3/30/2004	Reckling Park	W	8-3	3/19/2024	Schroeder Park	L	1-4
4/16/1989	Cougar Field	W	4-3 (7)	4/7/2004	Cougar Field	W	4-3	3/20/2024	Reckling Park	L	2-4
4/13/1990	Cameron Field	L	0-5	2/15/2005	Cougar Field	W	7-6 (10)	4/2/2024	Schroeder Park	L	3-4
4/15/1990	Cameron Field	W	3-0	2/22/2005	Reckling Park	W	4-3 (10)	Houston Christian (31-4)			
4/15/1990	Cameron Field	W	4-1 (7)	3/29/2005	Cougar Field	W	6-2	3/2/1966	Rice Baseball Field	W	3-0
5/18/1990	¹ Austin	L	0-11	4/26/2005	Reckling Park	W	10-9	4/27/1966	Rice Baseball Field	W	4-2
4/19/1991	Cougar Field	L	7-8	5/17/2005	Cougar Field	L	2-3	2/27/1967	Rice Baseball Field	W	7-0 (5)
4/20/1991	Cougar Field	L	7-8	5/12/2006	Reckling Park	L	0-3	2/28/1967	Rice Baseball Field	W	5-4
4/20/1991	Cougar Field	L	2-4 (7)	5/13/2006	Reckling Park	W	7-4	2/20/1968	Rice Baseball Field	W	8-4
3/6/1992	Cameron Field	W	2-1	5/14/2006	Reckling Park	W	13-3 (7)	2/29/1968	Rice Baseball Field*	L	11-12 (10)
3/7/1992	Cameron Field	W	1-0	5/28/2006	³ Reckling Park	W	11-5	2/18/1969	Rice Baseball Field	L	3-8
3/7/1992	Cameron Field	W	3-1 (7)	4/13/2007	Cougar Field	L	2-5	4/8/1969	Rice Baseball Field	W	8-7
4/10/1992	Cougar Field	W	6-1	4/14/2007	Cougar Field	W	12-0	3/16/1970	Rice Baseball Field	W	6-1
4/11/1992	Cougar Field	L	4-5 (15)	4/15/2007	Cougar Field	W	11-6	3/16/1970	Rice Baseball Field	W	8-0
4/11/1992	Cougar Field	W	4-0 (10)	2/27/2008	Reckling Park	W	12-11	4/21/1970	HBU Diamond	W	2-0
3/13/1993	Cameron Field	W	17-4	3/26/2008	Cougar Field	L	5-8	4/21/1970	HBU Diamond	W	7-0
3/14/1993	Cameron Field	W	4-1	5/9/2008	Reckling Park	W	13-6	3/18/1992	Cameron Field	W	9-8 (7)
3/14/1993	Cameron Field	W	2-1 (7)	5/10/2008	Reckling Park	W	8-1	3/7/1993	Cameron Field	W	19-2
3/18/1994	Cougar Field	L	8-9 (10)	5/11/2008	Reckling Park	W	12-6	4/17/1995	Cameron Field	W	11-2
3/19/1994	Cougar Field	W	26-6	2/25/2009	Reckling Park	W	9-2	3/17/2000	Reckling Park	W	2-1
3/19/1994	Cougar Field	L	7-8	3/18/2009	Cougar Field	W	8-1	3/18/2000	Reckling Park	W	3-1
3/16/1995	Cougar Field	W	6-5	5/1/2009	Cougar Field	L	4-7	5/7/2014	Reckling Park	W	6-1
5/12/1995	Cameron Field	L	4-7	5/2/2009	Cougar Field	W	7-5	2/17/2015	Reckling Park	W	5-2
5/13/1995	Cameron Field	W	8-6	5/3/2009	Cougar Field	W	6-5	5/31/2015	⁴ Cougar Field	W	3-1
5/13/1995	Cameron Field	W	8-3 (7)	5/22/2009	³ Hattiesburg, Miss.	W	7-2	3/2/2018	Reckling Park	W	10-2
3/14/1996	Cougar Field	W	9-3	3/2/2010	Reckling Park	W	8-2	3/3/2018	Reckling Park	L	7-8 (11)
5/10/1996	Cougar Field	W	16-8 (13)	4/1/2010	Reckling Park	W	6-0	3/4/2018	Reckling Park	W	6-0
5/11/1996	Cougar Field	L	3-4	4/2/2010	Reckling Park	W	11-2	2/20/2021	Reckling Park	L	7-8 (10)
5/11/1996	Cougar Field	L	3-2	4/3/2010	Reckling Park	W	8-7 (12)	2/21/2021	Reckling Park	W	9-3
2/8/1997	Cameron Field	L	12-16	5/18/2010	Cougar Field	W	15-5	2/22/2021	Reckling Park	W	1-0
2/9/1997	Cougar Field	W	11-8	5/27/2010	³ Cougar Field	W	24-3 (7)	3/9/2021	Reckling Park	W	3-1
4/1/1997	Cameron Field	W	8-5	3/23/2011	Reckling Park	W	7-2	2/23/2022	Husky Field	W	6-2
4/8/1997	Cougar Field	W	6-5	3/29/2011	Reckling Park	W	7-0	4/5/2022	Reckling Park	W	13-1 (7)
4/21/1997	Cougar Field	W	8-5	5/6/2011	Cougar Field	W	8-2	3/10/2023	Reckling Park	W	5-1
2/11/1998	Cougar Field	L	7-8	5/7/2011	Cougar Field	W	12-6	3/11/2023	Reckling Park	W	14-12
2/18/1998	Cameron Field	W	16-3	5/8/2011	Cougar Field	W	5-2	3/12/2023	Reckling Park	W	7-6
3/11/1998	Cameron Field	W	10-2	5/28/2011	³ Pearl, Miss.	W	4-3 (10)	3/15/2024	Reckling Park	W	10-7
3/17/1998	Cameron Field	W	7-6	2/28/2012	Cougar Field	W	4-1	3/16/2024	Reckling Park	W	7-3
4/15/1998	Cougar Field	W	12-3	5/4/2012	Reckling Park	L	6-11	3/17/2024	Reckling Park	W	10-6
2/9/1999	Cougar Field	W	13-9	5/5/2012	Reckling Park	W	4-3 (10)	Incarinate Word (5-2)			
2/23/1999	Cameron Field	L	3-8	5/6/2012	Reckling Park	W	8-2	3/23/1993	Cameron Field	W	9-2 (7)
3/16/1999	Cougar Field	W	6-2	5/23/2012	³ Pearl, Miss.	W	7-5	3/23/1993	Cameron Field	W	5-4 (8)
4/13/1999	Cameron Field	W	9-4	4/19/2013	Cougar Field	L	7-8	3/2/1994	Cameron Field	W	12-7
4/28/1999	Cougar Field	L	3-8	4/20/2013	Cougar Field	W	4-0	3/2/1994	Cameron Field	W	8-4
2/8/2000	Reckling Park	L	2-6	4/21/2013	Cougar Field	W	11-1 (7)	4/13/2001	Reckling Park	W	15-12 (10)
2/22/2000	Cougar Field	L	12-14	2/19/2014	Reckling Park	L	0-3	5/9/2023	Reckling Park	L	1-10
4/26/2000	Reckling Park	W	7-6	3/25/2014	Cougar Field	L	2-6	4/9/2024	Reckling Park	L	5-11
5/27/2000	⁴ Cougar Field	L	2-5	5/13/2014	Constellation Field	L	3-7	Indiana (2-0)			
5/28/2000	⁴ Cougar Field	L	5-9	3/17/2015	Cougar Field	L	3-8	4/2/1966	San Antonio, Texas	W	2-1
5/28/2000	⁴ Cougar Field	W	5-4	4/14/2015	Reckling Park	W	11-0	5/25/1996	⁴ Wichita, Kan.	W	11-8
2/13/2001	Cougar Field	W	5-2	5/12/2015	Constellation Field	L	1-2	Iowa State (1-0)			
2/21/2001	Reckling Park	L	5-14	5/31/2015	⁴ Cougar Field	W	3-2 (20)	3/14/1989	Cameron Field	W	3-1
3/21/2001	Cougar Field	L	3-4	3/22/2016	Cougar Field	W	7-4	Jackson State (2-0)			
4/18/2001	Cougar Field	W	5-3	5/10/2016	Reckling Park	L	0-10	5/16/2000	Reckling Park	W	7-1
5/9/2001	Reckling Park	W	3-2	5/17/2016	Constellation Field	L	6-24	5/17/2000	Reckling Park	W	22-1
2/12/2002	Reckling Park	W	4-0	4/4/2017	Cougar Field	W	9-0	Jacksonville State (1-0)			
3/19/2002	Reckling Park	W	7-3	4/11/2017	Reckling Park	W	4-3	2/19/1999	Cameron Field	W	4-0
3/20/2002	Cougar Field	W	3-1 (11)	5/9/2017	Constellation Field	L	5-6	James Madison (1-0)			
4/2/2002	Cougar Field	L	0-1	3/27/2018	Reckling Park	W	4-3	5/25/1995	⁴ Baton Rouge, La.	W	8-7
4/16/2002	Reckling Park	W	7-5	4/10/2018	Cougar Field	L	0-1	John Brown (Ark.) (2-1)			
2/18/2003	Cougar Field	W	3-0	5/15/2018	Constellation Field	L	2-7	3/17/1977	Edinburg, Texas	W	8-2
3/4/2003	Reckling Park	W	4-3	3/5/2019	Cougar Field	W	5-3	3/18/1977	Edinburg, Texas	W	4-3
3/19/2003	Cougar Field	W	7-6 (11)	5/1/2019	Reckling Park	L	2-8 (10)	3/19/1977	Edinburg, Texas	L	1-5
4/1/2003	Reckling Park	W	11-0	5/14/2019	Constellation Field	W	2-1				
4/16/2003	Cougar Field	L	1-5	3/4/2020	Reckling Park	L	4-6				
6/7/2003	⁵ Reckling Park	L	2-5	3/8/2022	Reckling Park	L	7-10				
6/8/2003	⁵ Reckling Park	W	10-2	5/4/2022	Schroeder Park	L	2-8				
6/9/2003	⁵ Reckling Park	W	5-2	5/17/2022	Schroeder Park	W	5-4 (12)				
2/17/2004	Reckling Park	W	8-4	4/4/2023	Schroeder Park	L	13-14				
3/16/2004	Cougar Field	L	2-3	5/3/2023	Reckling Park	L	5-8 (12)				
				5/10/2023	Reckling Park	W	13-7				

Records & History

Kansas (3-3-1)				4/4/1984	Beaumont	L	7-8	4/9/2013	Beaumont	W	9-8
4/2/1957	Rice Baseball Field	W	3-1	4/11/1984	Cameron Field	W	6-5	5/1/2013	Reckling Park	W	6-1
4/3/1957	Rice Baseball Field	L	1-4 (7)	2/13/1985	Beaumont	L	5-22	3/26/2014	Reckling Park	W	3-2
4/4/1958	Rice Baseball Field	T	11-11 (11)	3/19/1985	Cameron Field	W	16-1	4/15/2014	Beaumont	L	1-10
4/5/1958	Rice Baseball Field	L	9-13	4/9/1985	Cameron Field	W	21-10	3/31/2015	Beaumont	W	4-3
3/13/1990	Cameron Field	L	3-8	4/16/1985	Beaumont	W	6-4 (10)	5/4/2016	Reckling Park	W	7-2
3/13/1990	Cameron Field	W	2-1	2/13/1986	Beaumont	L	5-6	3/7/2017	Beaumont	L	4-10
2/15/1995	Cameron Field	W	12-5	3/26/1986	Cameron Field	L	8--9	5/3/2017	Reckling Park	W	9-8
Kansas State (4-2)				4/8/1986	Cameron Field	W	7-4	3/7/2018	Beaumont	W	6-2
2/15/2004	Minute Maid Park	W	13-0	4/15/1986	Beaumont	W	14-6	5/2/2018	Reckling Park	W	2-1
5/30/2009	⁴ Reckling Park	L	6-7	2/10/1987	Beaumont	L	1-9	3/12/2019	Reckling Park	W	12-5
5/31/2009	⁴ Reckling Park	W	8-0	3/10/1987	Cameron Field	L	5-13	2/25/2022	Reckling Park	L	6-12
6/1/2009	⁴ Reckling Park	W	13-4	2/10/1988	Cameron Field	W	7-4	2/26/2022	Reckling Park	L	6-8
3/13/2021	Reckling Park	L	3-8	2/10/1988	Cameron Field	W	7-5	2/27/2022	Reckling Park	W	8-6
3/14/2021	Reckling Park	W	1-0	2/20/1988	Cameron Field	W	15-6	3/28/2023	Beaumont	W	9-3
Kentucky (1-0)				2/20/1988	Cameron Field	W	8-5	4/11/2023	Reckling Park	W	7-3
3/4/2011	Minute Maid Park	W	8-7	2/20/1988	Cameron Field	W	8-5	5/1/2024	Beaumont	W	8-6
Lamar (87-51)				2/17/1989	Beaumont	L	0-2	5/8/2024	Reckling Park	L	4-8
2/19/1952	Rice Baseball Field	W	2-1	2/18/1989	Beaumont	W	4-3	Liberty (3-0)			
2/27/1952	Beaumont	W	9-1	2/18/1989	Beaumont	L	11-15	3/21/2003	Reckling Park	W	20-1
4/15/1953	Rice Baseball Field	W	8-4	3/28/1989	Cameron Field	L	2-3	3/22/2003	Reckling Park	W	10-4
3/19/1954	Rice Baseball Field	W	8-5	3/28/1989	Cameron Field	W	6-2	3/23/2003	Reckling Park	W	5-4
4/19/1954	Beaumont	W	7-2	4/3/1990	Beaumont	W	3-2	Long Beach State (3-5)			
4/18/1972	Rice Baseball Field	W	1-0	4/3/1990	Beaumont	W	12-7	2/18/2006	Reckling Park	L	1-4
4/18/1972	Rice Baseball Field	W	1-0	4/10/1990	Cameron Field	W	13-0	2/16/2007	Reckling Park	L	3-4 (11)
4/18/1972	Rice Baseball Field	W	1-0	4/10/1990	Cameron Field	W	8-1	2/17/2007	Reckling Park	W	11-2
2/27/1973	Beaumont	W	5-2	4/2/1991	Beaumont	W	7-2	2/18/2007	Reckling Park	W	2-1
2/27/1973	Beaumont	W	8-0	4/7/1992	Beaumont	L	1-3	2/22/2008	Long Beach, Calif.	L	0-1 (10)
3/20/1973	Rice Baseball Field	L	4-5	4/14/1992	Cameron Field	W	3-0	2/23/2008	Long Beach, Calif.	L	2-3
3/20/1973	Rice Baseball Field	W	4-3	2/17/1994	Beaumont	W	5-4	2/24/2008	Long Beach, Calif.	W	3-1
2/23/1974	Beaumont	L	1-4	4/12/1994	Cameron Field	L	9-11	3/11/2011	San Francisco, Calif.	L	1-2
2/23/1974	Beaumont	L	1-3	2/11/1995	Cameron Field	W	10-4	Louisiana (20-18)			
4/1/1974	Rice Baseball Field	L	1-2	2/12/1995	Beaumont	L	5-6	2/25/1974	Rice Baseball Field	W	8-7
4/1/1974	Rice Baseball Field	L	6-8	3/28/1995	Cameron Field	L	10-12	2/25/1974	Rice Baseball Field	W	3-1
2/25/1975	Rice Baseball Field	L	0-10	4/25/1995	Beaumont	W	4-2	2/27/1974	Rice Baseball Field	W	8-4
2/25/1975	Rice Baseball Field	W	4-1	2/10/1996	Beaumont	L	3-6	2/24/1975	Rice Baseball Field	L	1-3
2/21/1976	Beaumont	L	2-8	2/11/1996	Cameron Field	W	12-0	2/24/1975	Rice Baseball Field	W	16-6
2/22/1977	Beaumont	L	4-7	2/11/1996	Cameron Field	W	12-0	2/22/1982	Cameron Field	W	13-12
2/22/1977	Beaumont	L	3-12	2/25/1996	Cameron Field	W	6-4	2/9/1993	Cameron Field	W	6-4 (7)
3/22/1977	Rice Baseball Field	L	3-8	3/3/1996	Cameron Field	W	13-12	2/9/1993	Cameron Field	W	8-2 (7)
3/22/1977	Rice Baseball Field	W	5-2	4/9/1996	Cameron Field	L	4-5	2/10/1993	Cameron Field	W	7-4
2/20/1978	Cameron Field	W	10-8	4/23/1996	Beaumont	W	1-0	2/26/1993	Lafayette, La.	W	9-6
2/20/1978	Cameron Field	L	1-4	3/26/1997	Beaumont	L	1-6	2/27/1993	Lafayette, La.	L	7-8 (7)
2/21/1978	Beaumont	L	5-7	5/7/1997	Cameron Field	W	6-5 (12)	2/27/1993	Lafayette, La.	L	5-7 (7)
2/21/1978	Beaumont	L	7-12	3/10/1998	Beaumont	L	8-13	3/1/1996	Cameron Field	W	7-5
4/4/1978	Cameron Field	W	5-3	3/10/1998	Cameron Field	W	9-5	6/4/1999	⁵ The Astrodome	L	8-12
4/4/1978	Cameron Field	L	0-6	3/10/1999	Beaumont	L	1-5	6/5/1999	⁵ The Astrodome	W	10-1
2/13/1979	Beaumont	L	5-8	4/21/1999	Cameron Field	W	12-4	6/6/1999	⁵ The Astrodome	W	8-3
2/13/1979	Beaumont	W	2-1	2/20/2000	Reckling Park	W	4-3	2/22/2002	Reckling Park	W	10-7
2/19/1980	Cameron Field	W	6-2	3/28/2000	Reckling Park	W	14-4	3/19/2008	Reckling Park	W	17-6
2/19/1980	Cameron Field	W	6-3	4/5/2000	Beaumont	W	6-4	5/12/2009	Reckling Park	W	7-2
3/18/1980	Beaumont	L	2-3	2/11/2001	Reckling Park	W	5-2	6/4/2010	⁴ Austin	L	4-7
3/18/1980	Beaumont	L	4-6	4/17/2001	Beaumont	L	6-10	6/6/2010	⁴ Austin	W	9-1
2/28/1981	Cameron Field	W	2-0	2/20/2002	Beaumont	W	7-0	4/5/2011	Reckling Park	L	0-2
3/24/1981	Beaumont	L	2-10	5/8/2002	Reckling Park	L	4-10	5/10/2011	Lafayette, La.	W	2-1
3/24/1981	Beaumont	L	4-7	4/9/2003	Reckling Park	L	5-7	5/29/2015	⁴ Cougar Field	L	6-7
4/14/1981	Cameron Field	W	10-1	4/22/2003	Beaumont	L	5-9	6/1/2015	⁴ Cougar Field	L	2-5
4/14/1981	Cameron Field	L	3-4	4/20/2004	Reckling Park	W	3-2	2/28/2016	Minute Maid Park	L	2-4
2/17/1982	Cameron Field	W	7-6	6/5/2004	⁴ Reckling Park	W	6-3	3/3/2020	Reckling Park	L	2-11
2/17/1982	Cameron Field	W	8-7	2/20/2005	Reckling Park	W	8-2	2/26/2021	Lafayette, La.	L	3-7
4/14/1982	Cameron Field	W	4-0	3/1/2005	Beaumont	W	10-0	2/27/2021	Lafayette, La.	L	3-5
4/14/1982	Cameron Field	L	3-6	2/19/2006	Reckling Park	W	7-1	2/28/2021	Lafayette, La.	L	3-6
4/21/1982	Beaumont	W	9-6	5/10/2006	Reckling Park	W	11-2	5/10/2022	Reckling Park	L	3-7
2/26/1983	Cameron Field	W	11-3	4/11/2007	Beaumont	W	13-4	5/11/2022	Reckling Park	L	6-16 (8)
4/5/1983	Cameron Field	W	4-2	4/8/2008	Reckling Park	W	13-5	2/17/2023	Reckling Park	L	4-5
4/12/1983	Beaumont	W	5-2	3/24/2009	Reckling Park	W	9-8 (12)	2/18/2023	Reckling Park	L	2-11
2/25/1984	Cameron Field	W	2-1	4/8/2009	Beaumont	W	10-9	2/19/2023	Reckling Park	W	12-8
2/26/1984	Cameron Field	W	5-4	2/24/2010	Reckling Park	L	7-13	2/23/2024	Lafayette, La.	W	2-1
				3/30/2010	Beaumont	W	7-2				
				2/22/2011	Reckling Park	L	7-12				
				3/22/2011	Beaumont	W	7-2				
				3/21/2012	Reckling Park	L	4-5				
				3/27/2012	Beaumont	W	17-2				

Records & History

2/24/2024	Lafayette, La.	W	6-1	3/20/2011	Reckling Park	W	11-3	5/9/2010	Charleston, W.V.	W	14-4
2/25/2024	Lafayette, La.	L	0-3	3/12/2013	Reckling Park	W	4-2	5/28/2010	³ Cougar Field	W	18-0 (7)
Louisiana-Monroe (1-1)				3/13/2013	Reckling Park	W	7-5	4/1/2011	Reckling Park	W	9-0
2/10/1991	Cameron Field	L	4-7	5/8/2013	Ruston, La.	W	15-2	4/2/2011	Reckling Park	W	9-6
2/21/1993	Cameron Field	W	15-3	5/15/2014	Reckling Park	W	11-2	4/3/2011	Reckling Park	W	5-4 (10)
LSU (12-18)				5/16/2014	Reckling Park	W	3-0	4/13/2012	Charleston, W.V.	W	9-0
1914	Rice Baseball Field	W	5-3	5/17/2014	Reckling Park	W	4-3 (11)	4/14/2012	Charleston, W.V.	W	5-1
1914	Rice Baseball Field	W	9-6	3/13/2015	Reckling Park	W	4-2	4/15/2012	Charleston, W.V.	W	3-1
1916	Rice Baseball Field	L	0-3	3/14/2015	Reckling Park	W	8-7	5/16/2013	Reckling Park	W	4-2
1916	Rice Baseball Field	L	0-1	3/15/2015	Reckling Park	W	9-2	5/17/2013	Reckling Park	W	13-0
3/5/1971	Rice Baseball Field	L	0-3	5/19/2016	Ruston, La.	L	2-12	5/18/2013	Reckling Park	W	6-0
3/5/1971	Rice Baseball Field	W	2-1	5/20/2016	Ruston, La.	L	3-4 (15)	5/16/2019	Huntington, W.V.	L	4-5 (11)
3/6/1971	Rice Baseball Field	L	1-9	5/21/2016	Ruston, La.	L	5-10	5/17/2019	Huntington, W.V.	L	3-4 (10)
3/3/1972	Baton Rouge, La.	L	0-1	5/25/2016	³ Hattiesburg, Miss.	W	13-12	5/18/2019	Huntington, W.V.	L	4-5
3/3/1972	Baton Rouge, La.	L	0-3	5/28/2016	³ Hattiesburg, Miss.	L	10-13	5/24/2019	³ Biloxi, Miss.	W	6-3
3/4/1972	Baton Rouge, La.	L	2-4	5/28/2016	³ Hattiesburg, Miss.	W	11-9	3/25/2022	Huntington, W.V.	W	7-2
3/4/1988	Baton Rouge, La.	L	3-13	4/7/2017	Reckling Park	L	4-6	3/26/2022	Huntington, W.V.	W	6-5
2/24/1990	Cameron Field	W	12-11	4/8/2017	Reckling Park	W	3-2 (10)	3/27/2022	Huntington, W.V.	L	4-5
2/25/1990	Cameron Field	L	1-13	4/9/2017	Reckling Park	L	0-6	Mary Hardin-Baylor (9-0)			
5/26/1995	⁴ Baton Rouge, La.	W	15-7	3/16/2018	Ruston, La.	L	2-8	3/1/1981	Cameron Field	W	15-2
5/27/1995	⁴ Baton Rouge, La.	W	16-9	3/17/2018	Ruston, La.	L	3-7	3/10/1981	Cameron Field	W	9-2
5/30/1997	⁶ Omaha, Neb.	L	4-5	3/17/2018	Ruston, La.	L	4-6	3/10/1981	Cameron Field	W	14-5
6/7/2002	⁵ Reckling Park	W	6-0	5/24/2018	³ Biloxi, Miss.	W	6-2	2/21/1983	Cameron Field	W	5-0
6/8/2002	⁵ Reckling Park	W	3-0	4/26/2019	Reckling Park	W	3-1	2/21/1983	Cameron Field	W	8-5
4/6/2005	Metarie, La.	L	2-8	4/27/2019	Reckling Park	W	4-2	2/21/1983	Cameron Field	W	8-5
6/4/2005	⁴ Baton Rouge, La.	W	9-7	4/28/2019	Reckling Park	W	3-2 (10)	3/11/1984	Cameron Field	W	1-0
6/6/2005	⁴ Baton Rouge, La.	W	5-4	5/23/2019	³ Biloxi, Miss.	W	4-3	3/11/1984	Cameron Field	W	3-0
5/16/2006	Metarie, La.	W	6-3	4/9/2021	Reckling Park	L	0-6	3/4/1993	Cameron Field	W	3-2 (7)
6/17/2008	⁶ Omaha, Neb.	L	5-6	4/10/2021	Reckling Park	L	6-7 (7)	3/4/1993	Cameron Field	W	15-0 (7)
6/5/2009	⁵ Baton Rouge, La.	L	9-12	4/10/2021	Reckling Park	L	6-20 (7)	Massachusetts (3-0)			
6/6/2009	⁵ Baton Rouge, La.	L	3-5	4/11/2021	Reckling Park	L	4-13	3/9/1996	Cameron Field	W	15-7
6/5/2016	⁴ Baton Rouge, La.	L	2-4	4/8/2022	Ruston, La.	L	3-5	3/9/1996	Cameron Field	W	17-5
6/6/2016	⁴ Baton Rouge, La.	W	10-6	4/9/2022	Ruston, La.	L	3-9	3/10/1996	Cameron Field	W	7-3
6/7/2016	⁴ Baton Rouge, La.	L	2-5	4/10/2022	Ruston, La.	L	1-3	McNeese State (30-7)			
6/4/2017	⁴ Baton Rouge, La.	L	0-5	4/7/2023	Reckling Park	L	4-6	2/18/1984	Cameron Field	W	16-0
2/28/2024	Reckling Park	L	4-16	4/8/2023	Reckling Park	L	4-5 (7)	2/18/1984	Cameron Field	W	8-6
Louisiana Tech (46-21)				4/8/2023	Reckling Park	W	4-0 (7)	2/19/1984	Cameron Field	W	8-1
3/10/1969	Rice Baseball Field	W	5-4 (12)	Louisville (2-0)				2/9/1985	Cameron Field	L	3-5
3/11/1969	Rice Baseball Field	W	3-2	2/24/1996	Cameron Field	W	11-0	3/9/1985	Cameron Field	W	10-4
2/28/1980	Cameron Field	W	5-3 (7)	6/15/2007	⁶ Omaha, Neb.	W	15-10	2/11/1985	Cameron Field	W	16-4
2/28/1980	Cameron Field	L	2-3 (8)	Lubbock Christian (5-2)				2/11/1985	Cameron Field	W	14-8
4/25/2002	Reckling Park	W	3-2	5/11/1981	Cameron Field	W	9-6	2/8/1986	Cameron Field	W	12-3
4/26/2002	Reckling Park	W	9-1	5/12/1981	Cameron Field	W	4-0	2/8/1986	Cameron Field	W	8-1
4/27/2002	Reckling Park	W	7-6	5/12/1981	Cameron Field	W	7-0	2/13/1987	Cameron Field	W	7-6
5/24/2002	Ruston, La.	W	6-3	5/6/1983	Cameron Field	W	6-4	2/14/1987	Cameron Field	W	8-2
5/25/2002	Ruston, La.	W	4-1	5/7/1983	Cameron Field	W	8-2	2/14/1987	Cameron Field	W	16-1
5/26/2002	Ruston, La.	W	13-1	5/8/1983	Cameron Field	L	4-9	2/15/1988	Cameron Field	W	9-3
3/7/2003	Ruston, La.	W	4-3	5/9/1983	Cameron Field	L	2-3	2/16/1988	Cameron Field	W	13-5
3/8/2003	Ruston, La.	W	5-3	Maine (2-0)				3/5/1988	Lake Charles, La.	W	6-4
3/9/2003	Ruston, La.	W	12-0	3/4/1996	Cameron Field	W	9-4	3/5/1988	Lake Charles, La.	W	4-1
4/24/2003	Reckling Park	W	2-1	3/5/1996	Cameron Field	W	20-2 (7)	2/7/1990	Cameron Field	W	5-4
4/25/2003	Reckling Park	W	13-3	Marshall (27-6)				3/20/1991	Lake Charles, La.	L	2-3
4/26/2003	Reckling Park	W	8-2	5/18/2006	Charleston, W.V.	W	26-6	3/11/1992	Cameron Field	W	4-2
4/23/2004	Ruston, La.	W	4-1	5/19/2006	Charleston, W.V.	W	14-10	2/14/1993	Cameron Field	W	11-6
4/24/2004	Ruston, La.	W	7-0	5/20/2006	Charleston, W.V.	W	12-0 (7)	2/13/1994	Cameron Field	W	8-3
5/28/2004	Reckling Park	W	10-0	3/30/2007	Reckling Park.	W	13-1	3/22/1994	Lake Charles, La.	L	3-4
5/29/2004	Reckling Park	L	5-6 (10)	3/31/2007	Reckling Park	W	5-3	3/1/1995	Lake Charles, La.	W	5-2
5/29/2004	Reckling Park	W	10-0 (7)	4/1/2007	Reckling Park	W	12-6	3/22/1995	Cameron Field	W	5-4
5/30/2004	Reckling Park	W	8-1	3/21/2008	Charleston, W.V.	W	6-1	3/12/1996	Cameron Field	L	4-7
4/8/2005	Ruston, La.	L	2-3	3/22/2008	Charleston, W.V.	W	13-9	3/20/1996	Lake Charles, La.	L	6-8
4/9/2005	Ruston, La.	W	9-6	3/23/2008	Charleston, W.V.	W	7-1	2/14/1997	Cameron Field	W	35-4
4/10/2005	Ruston, La.	W	11-4	4/17/2009	Reckling Park	W	7-5	4/16/1997	Lake Charles, La.	W	9-0
4/22/2005	Reckling Park	W	12-6	4/18/2009	Reckling Park	W	10-3	2/6/1999	Cameron Field	W	8-4
4/23/2005	Reckling Park	W	17-1	4/19/2009	Reckling Park	L	7-11	2/7/1999	Cameron Field	L	4-12
4/24/2005	Reckling Park	W	6-2	5/20/2009	³ Hattiesburg, Miss.	W	13-0 (7)	2/14/1999	Cameron Field	W	10-3
3/18/2011	Reckling Park	W	5-1	5/7/2010	Charleston, W.V.	W	20-4	2/18/2000	Reckling Park	W	6-4
3/19/2011	Reckling Park	W	5-2	5/8/2010	Charleston, W.V.	L	3-4	4/11/2000	Reckling Park	W	4-1
								5/30/2003	⁴ Reckling Park	W	3-2 (10)
								5/5/2004	Reckling Park	W	4-0

Records & History

2/7/2006	Reckling Park	W	6-2	4/3/2016	Murfreesboro, Tenn.	W	6-2	3/29/1961	Rice Baseball Field	L	7-10				
4/12/2023	Reckling Park	L	6-7	5/12/2017	Reckling Park	W	5-3	3/27/1967	Rice Baseball Field	W	10-1				
Memphis (22-12)															
4/14/2006	Memphis, Tenn.	W	7-3	5/13/2017	Reckling Park	L	1-13	3/28/1967	Rice Baseball Field	W	4-2				
4/15/2006	Memphis, Tenn.	W	22-6 (7)	5/14/2017	Reckling Park	W	4-0	3/19/1976	Rice Baseball Field	L	1-2				
4/16/2006	Memphis, Tenn.	W	19-8	4/13/2018	Murfreesboro, Tenn.	W	7-2	3/19/1976	Rice Baseball Field	W	4-3				
5/27/2006	³ Reckling Park	W	7-4	4/13/2018	Murfreesboro, Tenn.	L	8-9 (10)	3/20/1976	Rice Baseball Field	L	0-2				
5/17/2007	Reckling Park	W	6-4	4/15/2018	Murfreesboro, Tenn.	T	5-5	3/20/1976	Rice Baseball Field	W	1-0				
5/18/2007	Reckling Park	W	4-2	4/18/2019	Reckling Park	W	10-4	3/19/1978	Cameron Field	L	2-7				
5/19/2007	Reckling Park	W	7-4	4/19/2019	Reckling Park	W	7-2	3/19/1978	Cameron Field	L	7-14				
5/24/2007	³ Greenville, N.C.	W	7-5	4/20/2019	Reckling Park	W	7-5	2/20/1999	Cameron Field	W	5-3				
5/26/2007	³ Greenville, N.C.	W	20-9	4/1/2021	Murfreesboro, Tenn.	L	1-4	2/12/2000	Reckling Park	W	2-1				
5/26/2007	³ Greenville, N.C.	L	1-2	4/2/2021	Murfreesboro, Tenn.	L	3-4 (9)	2/9/2001	Reckling Park	W	2-1				
4/5/2008	Memphis, Tenn.	W	7-1	4/22/2021	Murfreesboro, Tenn.	W	4-1 (7)	6/1/2001	⁵ Lincoln, Neb.	L	0-7				
4/5/2008	Memphis, Tenn.	W	3-0	4/3/2021	Murfreesboro, Tenn.	T	9-9 (12)	6/2/2001	⁵ Lincoln, Neb.	L	6-9 (10)				
4/6/2008	Memphis, Tenn.	W	7-6	5/13/2022	Reckling Park	L	0-7	2/16/2002	Reckling Park	W	8-7				
3/27/2009	Reckling Park	L	7-10	5/14/2022	Reckling Park	L	4-5 (10)	3/18/2003	Reckling Park	W	4-1				
3/28/2009	Reckling Park	W	12-4	5/15/2022	Reckling Park	L	7-21 (7)	2/28/2004	Reckling Park	W	4-2				
3/29/2009	Reckling Park	W	9-5	4/21/2023	Murfreesboro, Tenn.	L	0-6	2/27/2005	Reckling Park	L	3-6 (8)				
3/26/2010	Memphis, Tenn.	L	2-5	4/22/2023	Murfreesboro, Tenn.	W	9-2	3/4/2005	Round Rock, Texas	L	3-4				
3/27/2010	Memphis, Tenn.	W	13-4	4/23/2023	Murfreesboro, Tenn.	L	4-5 (11)	2/25/2006	Reckling Park	W	3-2				
3/27/2010	Memphis, Tenn.	L	7-8	Milwaukee (1-1)											
5/13/2011	Reckling Park	W	10-6	5/28/1999	⁴ Lubbock, Texas	L	4-8	2/24/2007	Reckling Park	W	9-5				
5/14/2011	Reckling Park	L	3-5 (10)	5/29/1999	⁴ Lubbock, Texas	W	27-1	2/27/2010	Reckling Park	W	4-3				
5/15/2011	Reckling Park	W	7-6	Nevada (25-6)											
5/26/2011	³ Pearl, Miss.	W	8-5	2/15/1997 Cameron Field W 11-9											
3/23/2012	Memphis, Tenn.	W	1-0	4/13/2001 Reno, Nev. W 8-7											
3/24/2012	Memphis, Tenn.	W	15-4	4/14/2001 Reno, Nev. W 18-11											
3/25/2012	Memphis, Tenn.	L	2-6	4/15/2001 Reno, Nev. L 4-6											
5/24/2012	³ Pearl, Miss.	L	2-3	4/26/2001 Reckling Park L 5-7											
5/10/2013	Reckling Park	L	3-6	4/27/2001 Reckling Park W 11-2											
5/11/2013	Reckling Park	L	1-3	4/28/2001 Reckling Park L 5-6 (12)											
5/12/2013	Reckling Park	W	1-0	3/22/2002 Reckling Park W 12-5											
5/25/2013	³ Reckling Park	W	10-1	3/23/2002 Reckling Park W 7-2											
4/5/2024	Reckling Park	L	3-4 (15)	3/24/2002 Reckling Park W 11-3											
4/6/2024	Reckling Park	L	4-5	4/12/2002 Reno, Nev. W 9-4											
4/7/2024	Reckling Park	L	1-2	4/13/2002 Reno, Nev. W 12-3											
Miami (Fla.) (2-5)															
3/5/1985	Coral Gables, Fla.	L	3-7	4/14/2002 Reno, Nev. W 13-7											
3/6/1985	Coral Gables, Fla.	L	1-11	4/18/2003 Reckling Park W 10-5											
5/7/1993	Coral Gables, Fla.	L	5-6	4/19/2003 Reckling Park W 3-0											
5/8/1993	Coral Gables, Fla.	L	5-13	4/20/2003 Reckling Park L 5-6											
5/9/1993	Coral Gables, Fla.	W	3-2	5/9/2003 Reno, Nev. W 13-11											
6/11/1999	⁶ Omaha, Neb.	L	4-8	5/10/2003 Reno, Nev. W 7-4											
6/19/2006	⁶ Omaha, Neb.	W	3-2	5/11/2003 Reno, Nev. L 7-8 (10)											
Miami (Ohio) (2-0)															
4/9/2004	Reckling Park	W	3-1	4/2/2004 Reno, Nev. W 16-1											
4/10/2004	Reckling Park	W	9-2	4/3/2004 Reno, Nev. W 15-3											
Michigan (2-0)															
3/6/1996	Cameron Field	W	21-4	4/4/2004 Reno, Nev. W 16-2											
3/5/1998	Cameron Field	W	5-1	5/14/2004 Reckling Park W 14-1											
Michigan State (0-1)															
3/7/2008	Reckling Park	L	3-9	5/15/2004 Reckling Park W 11-0											
Middle Tennessee (14-14-2)															
3/28/2014	Murfreesboro, Tenn.	L	2-3	5/16/2004 Reckling Park W 9-2											
3/29/2014	Murfreesboro, Tenn.	W	8-0	3/25/2005 Reckling Park W 11-2											
3/30/2014	Murfreesboro, Tenn.	L	5-8	3/26/2005 Reckling Park W 14-6											
5/22/2014	³ Hattiesburg, Miss.	W	8-2	3/27/2005 Reckling Park L 5-7											
4/3/2015	Reckling Park	W	7-2	5/13/2005 Reno, Nev. W 9-3											
4/4/2015	Reckling Park	L	4-7	5/14/2005 Reno, Nev. W 16-3											
4/5/2015	Reckling Park	W	10-0 (8)	5/15/2005 Reno, Nev. W 12-3											
5/21/2015	³ Hattiesburg, Miss.	L	5-6	New Mexico (17-2)											
4/1/2016	Murfreesboro, Tenn.	L	0-3	3/21/1997 Albuquerque, N.M. L 9-11											
4/2/2016	Murfreesboro, Tenn.	W	1-0	3/22/1997 Albuquerque, N.M. W 10-9											
Mississippi (2-1)															
3/14/1992	Cameron Field	L	3-5	3/22/1997 Albuquerque, N.M. W 6-4 (8)											
2/22/2003	Reckling Park	W	6-0	4/18/1997 Cameron Field W 4-1											
2/19/2005	Reckling Park	W	5-4	4/20/1997 Cameron Field W 3-1											
Mississippi State (0-1)															
5/23/1998	⁴ College Station, Texas	L	14-15	4/20/1997 Cameron Field W 10-5											
Missouri (4-2)															
3/15/1988	Cameron Field	L	3-4	2/6/1998 Cameron Field W 15-5											
3/15/1988	Cameron Field	L	3-8	2/7/1998 Cameron Field W 4-2											
3/16/1988	Cameron Field	W	5-4 (11)	2/8/1998 Cameron Field W 8-5											
3/20/1990	Cameron Field	W	5-2	4/10/1998 Albuquerque, N.M. W 14-10 (10)											
3/21/1990	Cameron Field	W	4-2	4/11/1998 Albuquerque, N.M. W 28-7											
5/23/1996	⁴ Wichita, Kan.	W	17-4	4/12/1998 Albuquerque, N.M. L 26-27											
Missouri State (7-1)															
2/16/1997	Cameron Field	W	7-6	5/13/1998 ² San Diego, Calif. W 15-11											
5/22/1997	⁴ Lubbock, Texas	W	5-2	4/16/1999 Cameron Field W 5-2											
5/25/1997	⁴ Lubbock, Texas	W	25-6												
6/14/2003	⁶ Omaha, Neb.	W	4-2												
2/18/2005	Reckling Park	W	8-2												
2/28/2020	Reckling Park	W	12-4												
2/29/2020	Reckling Park	L	3-9												
3/1/2020	Reckling Park	W	5-1												
Nebraska (17-11)															
3/28/1956	Rice Baseball Field	L	5-8												
3/29/1956	Rice Baseball Field	W	4-1												
4/2/1958	Rice Baseball Field	L	6-7												
4/3/1958	Rice Baseball Field	W	6-4												
3/27/1959	Rice Baseball Field	W	6-1												
3/27/1961	Rice Baseball Field	W	3-1												

Records & History

4/17/1999	Cameron Field	W	8-5	3/30/1970	Rice Baseball Field	W	2-1 (11)	5/7/2008	Reckling Park	W	4-2
4/18/1999	Cameron Field	W	11-8	3/12/2021	Reckling Park	W	6-3	5/11/2010	Stillwater, Okla.	L	5-12
5/19/1999	² Fresno, Calif.	W	2-1	3/13/2021	Reckling Park	W	4-1	Old Dominion (15-10)			
2/19/2000	Reckling Park	W	5-4	Northwestern State (6-1)				3/7/2014	Reckling Park	W	4-1
2/17/2002	Reckling Park	W	9-5	2/13/1993	Cameron Field	W	7-3	3/8/2014	Reckling Park	W	3-2 (17)
New Mexico State (2-0)				2/13/1993	Cameron Field	W	15-6 (7)	3/8/2014	Reckling Park	L	1-2 (10)
2/21/2012	Reckling Park	W	7-5	2/23/1997	Cameron Field	W	14-0	5/24/2014	³ Hattiesburg, Miss.	L	2-3
2/22/2012	Reckling Park	W	12-4	2/20/1998	Cameron Field	L	2-3	5/24/2014	³ Hattiesburg, Miss.	W	7-5
New Orleans (1-1)				2/12/1999	Cameron Field	W	14-5	3/20/2015	Norfolk, Va.	L	4-12
2/10/1990	New Orleans, La.	L	8-12	2/13/2000	Reckling Park	W	7-2	3/21/2015	Norfolk, Va.	L	8-9
2/22/1998	Cameron Field	W	16-2	6/3/2005	⁴ Baton Rouge, La.	W	7-3	3/22/2015	Norfolk, Va.	W	5-4
New York Tech (4-3)				Notre Dame (1-4)				3/25/2016	Reckling Park	W	3-1
4/18/1984	Cameron Field	L	3-5 (11)	6/17/2002	⁶ Omaha, Neb.	L	3-5	3/26/2016	Reckling Park	W	6-2
2/21/1986	Cameron Field	W	10-1	3/7/2009	Reckling Park	W	9-0	3/27/2016	Reckling Park	W	8-2
2/22/1986	Cameron Field	W	19-15	2/16/2024	Reckling Park	L	1-3	3/17/2017	Norfolk, Va.	L	5-6
2/23/1986	Cameron Field	L	7-8 (16)	2/17/2024	Reckling Park	L	5-9	3/17/2017	Norfolk, Va.	L	2-3
3/2/1990	Cameron Field	L	3-6	2/18/2024	Reckling Park	L	10-13	3/18/2017	Norfolk, Va.	L	0-2
3/4/1990	Cameron Field	W	6-4	Oklahoma (6-7)				5/25/2017	³ Biloxi, Miss.	W	4-3
3/5/1990	Cameron Field	W	5-1	3/2/1991	Cameron Field	L	2-4	4/6/2018	Reckling Park	W	9-0
Nicholls State (9-5)				3/3/1991	Cameron Field	L	3-4	4/7/2018	Reckling Park	W	4-3
3/3/1971	Rice Baseball Field	L	1-3	3/14/1992	Cameron Field	L	3-10	4/8/2018	Reckling Park	W	18-1 (7)
3/3/1971	Rice Baseball Field	L	0-6	3/15/1992	Cameron Field	W	4-3 (10)	3/29/2019	Norfolk, Va.	W	3-1
2/15/1985	Cameron Field	W	2-1	2/17/2006	Reckling Park	W	8-2	3/30/2019	Norfolk, Va.	W	14-10
2/16/1985	Cameron Field	W	9-5	4/18/2006	Norman, Okla.	L	3-15	3/30/2019	Norfolk, Va.	W	11-2
3/6/1986	Thibodaux, La.	W	3-2	6/10/2006	⁵ Reckling Park	W	10-4	4/16/2021	Norfolk, Va.	L	4-11
3/7/1986	Thibodaux, La.	L	2-5	6/11/2006	⁵ Reckling Park	L	5-11	4/17/2021	Norfolk, Va.	L	2-11 (7)
2/10/1989	Cameron Field	W	2-1	6/12/2006	⁵ Reckling Park	W	9-5	4/17/2021	Norfolk, Va.	W	11-2 (7)
2/10/1989	Cameron Field	L	0-4	2/29/2008	Minute Maid Park	W	7-2	4/18/2021	Norfolk, Va.	L	1-4
2/11/1989	Cameron Field	W	6-0	3/8/2019	Reckling Park	W	8-1	Oral Roberts (5-4)			
2/11/1989	Cameron Field	W	1-0	3/9/2019	Reckling Park	L	8-17	5/12/1988	Tulsa, Okla.	L	2-11
2/10/1990	New Orleans, La.	W	5-4	3/10/2019	Reckling Park	L	0-6	3/11/1994	Cameron Field	L	8-9 (10)
2/11/1991	Cameron Field	W	6-4	Oklahoma State (14-23)				3/12/1994	Cameron Field	W	4-3
2/12/1991	Cameron Field	L	0-1	3/29/1954	Rice Baseball Field	L	3-12	3/12/1994	Cameron Field	W	6-4
2/21/1999	Cameron Field	W	9-6	3/30/1954	Rice Baseball Field	L	0-10	5/7/1994	Tulsa, Okla.	W	4-2
North Carolina (2-4)				3/21/1955	Rice Baseball Field	L	1-17	5/7/1994	Tulsa, Okla.	W	11-1
1/29/2000	Lake Buena Vista, Fla.	L	2-8	3/22/1955	Rice Baseball Field	L	4-13	5/8/1994	Tulsa, Okla.	L	2-3 (13)
2/27/2004	Reckling Park	W	8-2	3/18/1959	Rice Baseball Field	L	3-9	5/21/1998	⁴ College Station, Texas	W	11-1
6/17/2007	⁶ Omaha, Neb.	W	14-4	3/19/1959	Rice Baseball Field	W	6-5	3/8/2009	Reckling Park	L	3-5
6/20/2007	⁶ Omaha, Neb.	L	1-6	3/30/1960	Rice Baseball Field	L	1-10	Oregon (2-1)			
6/21/2007	⁶ Omaha, Neb.	L	4-7	3/31/1960	Rice Baseball Field	L	2-4	6/1/2013	⁴ Eugene, Ore.	W	1-0
3/1/2013	Minute Maid Park	L	1-2	3/30/1961	Rice Baseball Field	L	5-13	6/2/2013	⁴ Eugene, Ore.	L	0-11
North Carolina State (2-0)				3/31/1961	Rice Baseball Field	L	5-11	6/3/2013	⁴ Eugene, Ore.	W	11-4
6/8/2013	⁵ Raleigh, N.C.	L	3-4	3/26/1962	Rice Baseball Field	L	6-14	Oregon State (0-2)			
6/9/2013	⁵ Raleigh, N.C.	L	4-5 (11)	3/27/1962	Rice Baseball Field	W	7-2	6/21/2006	⁶ Omaha, Neb.	L	0-5
North Texas (16-0)				3/29/1967	Rice Baseball Field	W	7-0	6/22/2006	⁶ Omaha, Neb.	L	0-2
3/17/1981	Cameron Field	W	2-1	3/17/1977	Edinburg, Texas	L	2-3	Pepperdine (1-2)			
3/17/1981	Cameron Field	W	7-1	3/5/1981	Edinburg, Texas	W	2-1	3/3/2017	Reckling Park	L	5-7
4/6/1982	Cameron Field	W	3-2	3/6/1981	Edinburg, Texas	L	0-4	3/4/2017	Reckling Park	L	2-5 (7)
4/6/1982	Cameron Field	W	11-1	2/28/1986	Cameron Field	L	2-6	3/4/2017	Reckling Park	W	7-6
4/7/1982	Cameron Field	W	10-2	3/1/1986	Cameron Field	W	10-4	Prairie View A&M (15-0)			
4/7/1982	Cameron Field	W	18-1	3/2/1986	Cameron Field	W	5-4	2/16/1986	Cameron Field	W	11-1
3/30/1983	Cameron Field	W	14-2	3/17/1986	Stillwater, Okla.	L	3-31	2/16/1986	Cameron Field	W	9-0
3/30/1983	Cameron Field	W	13-0	3/18/1986	Stillwater, Okla.	L	5-21	3/9/1988	Cameron Field	W	8-4
2/17/1985	Cameron Field	W	11-4	5/7/1990	Stillwater, Okla.	L	4-14	4/14/1993	Cameron Field	W	3-1 (7)
2/17/1985	Cameron Field	W	16-3	5/8/1990	Stillwater, Okla.	L	1-11	4/13/1993	Cameron Field	W	11-2 (7)
2/27/1987	Cameron Field	W	6-1	3/12/1991	Cameron Field	L	5-8	2/23/1994	Cameron Field	W	21-4
2/27/1987	Cameron Field	W	3-1	3/13/1991	Cameron Field	W	3-2	2/23/1994	Cameron Field	W	6-0
2/26/1988	Cameron Field	W	11-4	3/8/1994	Cameron Field	L	5-7 (10)	6/2/2006	⁴ Reckling Park	W	6-5
2/26/1988	Cameron Field	W	2-1	3/10/1994	Cameron Field	W	10-3	4/3/2007	Reckling Park	W	5-4
2/27/1988	Cameron Field	W	6-5	3/4/1995	Cameron Field	L	4-8	6/1/2007	⁴ Reckling Park	W	5-0
2/27/1988	Cameron Field	W	10-6	5/15/1995	Stillwater, Okla.	W	12-6	6/1/2012	⁴ Reckling Park	W	3-2
Northern Illinois (4-0)				3/2/1996	Cameron Field	L	5-7	2/27/2019	Reckling Park	W	25-5
3/30/1970	Rice Baseball Field	W	1-0	5/13/1996	Stillwater, Okla.	L	5-6	3/3/2021	Reckling Park	W	10-0
				2/22/1997	Cameron Field	W	25-6	5/16/2023	Reckling Park	W	18-5 (8)
				2/14/1998	Cameron Field	W	13-12 (12)	3/15/2024	Reckling Park	W	6-1
				6/13/1999	⁶ Omaha, Neb.	W	7-2				
				2/11/2005	Minute Maid Park	W	8-4				

Records & History

Purdue (4-1)

2/16/2001	Reckling Park	L	2-5
3/15/2005	Reckling Park	W	9-1
2/21/2014	Reckling Park	W	3-1
2/22/2014	Reckling Park	W	9-1
2/23/2014	Reckling Park	W	23-3

Rider (1-0)

6/5/2010	⁴ Austin, Texas	W	19-1
----------	----------------------------	---	------

Rutgers (1-0)

5/29/1999	⁴ Lubbock, Texas	W	6-1
-----------	-----------------------------	---	-----

Saint Louis (1-0)

3/10/1992	Cameron Field	W	5-3
-----------	---------------	---	-----

Saint Mary's (Calif.) (1-0)

5/14/2003	Moraga, Calif.	W	10-6
-----------	----------------	---	------

Sam Houston (73-81-2)

1950		L	2-5
1953		L	6-7
1953		W	1-0
4/5/1954	Huntsville	L	7-14
4/7/1954	Rice Baseball Field	L	0-15
5/6/1954	Huntsville	L	2-3 (10)
5/11/1954	Rice Baseball Field	L	2-4
4/2/1955	Rice Baseball Field	L	2-3 (10)
4/20/1955	Huntsville	W	8-6
4/10/1956	Rice Baseball Field	L	9-12
4/17/1956	Rice Baseball Field	W	2-0
4/24/1956	Huntsville	W	6-1
5/10/1956	Huntsville	W	4-3
4/17/1957	Huntsville	L	3-9
4/30/1958	Huntsville	L	2-9
5/6/1958	Rice Baseball Field	L	7-9
4/14/1959	Rice Baseball Field	L	2-3
5/6/1959	Huntsville	L	1-10
3/22/1960	Huntsville	L	3-9
4/21/1960	Rice Baseball Field	W	6-1
3/23/1961	Rice Baseball Field	W	7-3
4/5/1961	Huntsville	L	5-8
3/20/1962	Rice Baseball Field	W	3-2
5/3/1962	Huntsville	L	5-7
4/9/1963	Rice Baseball Field	L	3-4 (7)
4/9/1963	Rice Baseball Field	T	6-6 (7)
4/22/1963	Huntsville	L	3-10
2/28/1964	Rice Baseball Field	L	0-9
3/11/1964	Huntsville	L	1-2 (11)
4/3/1970	Huntsville	L	0-9
4/3/1970	Huntsville	L	0-5
4/4/1970	Rice Baseball Field	L	2-8
4/4/1970	Rice Baseball Field	W	9-2
4/20/1971	Rice Baseball Field	L	2-4
4/20/1971	Rice Baseball Field	L	8-15
3/27/1973	Rice Baseball Field	L	0-1
3/27/1973	Rice Baseball Field	W	11-4
3/11/1975	Huntsville	W	6-2
3/11/1975	Huntsville	L	0-5
3/16/1976	Huntsville	L	2-3
3/16/1976	Huntsville	L	3-5
4/13/1976	Rice Baseball Field	L	4-13
4/13/1976	Rice Baseball Field	L	3-5
2/18/1977	Huntsville	L	0-1
2/18/1977	Huntsville	L	1-2
2/19/1977	Rice Baseball Field	L	12-14
2/19/1977	Rice Baseball Field	L	5-8
2/25/1978	Huntsville	W	6-0
2/25/1978	Huntsville	L	0-2
3/8/1978	Cameron Field	L	4-5
3/8/1978	Cameron Field	W	6-3

3/14/1979	Huntsville	W	7-2
3/14/1979	Huntsville	L	5-6
3/27/1979	Cameron Field	W	11-10
3/27/1979	Cameron Field	L	3-4
3/12/1980	Cameron Field	L	6-8
3/12/1980	Cameron Field	L	6-7
4/8/1980	Huntsville	L	2-13
4/8/1980	Huntsville	L	0-11
4/7/1981	Cameron Field	W	2-1
4/7/1981	Cameron Field	W	8-1
4/15/1981	Huntsville	L	4-5
4/15/1981	Huntsville	L	3-6
3/31/1982	Cameron Field	L	1-2
3/31/1982	Cameron Field	W	5-2
2/25/1983	Cameron Field	L	4-7
2/26/1983	Cameron Field	T	3-3
4/7/1983	Huntsville	W	6-2
2/24/1984	Cameron Field	W	4-2
4/24/1984	Huntsville	W	7-6
2/20/1985	Cameron Field	L	6-16
4/23/1985	Huntsville	L	5-13
4/16/1986	Cameron Field	W	11-3
4/23/1986	Huntsville	W	10-7
3/17/1987	Cameron Field	L	2-11
4/14/1987	Huntsville	L	5-9
4/19/1988	Cameron Field	W	3-2
4/19/1988	Cameron Field	L	2-7
3/7/1989	Cameron Field	L	7-10
3/7/1989	Cameron Field	W	7-2
4/11/1989	Huntsville	W	6-3
4/11/1989	Huntsville	L	8-15
2/27/1990	Cameron Field	W	5-2
3/27/1990	Huntsville	W	10-2
3/27/1990	Huntsville	W	5-0
3/19/1991	Cameron Field	L	9-10
4/9/1991	Cameron Field	L	2-8
4/9/1991	Cameron Field	L	7-10
3/31/1992	Huntsville	L	4-6
4/8/1992	Cameron Field	W	8-5
3/6/1993	Cameron Field	W	7-6
3/30/1993	Huntsville	W	5-3
2/12/1994	Cameron Field	L	6-8
2/12/1994	Cameron Field	W	1-0
2/18/1995	Cameron Field	W	4-3
2/18/1995	Cameron Field	L	2-4 (7)
2/26/1995	Cameron Field	W	7-2
4/18/1995	Huntsville	W	9-0 (7)
4/18/1995	Huntsville	W	8-4 (7)
2/20/1996	Cameron Field	W	6-5
2/28/1996	Huntsville	W	8-5
4/3/1996	Huntsville	W	15-4
2/24/1997	Cameron Field	W	6-3
4/9/1997	Huntsville	W	4-3
3/24/1998	Huntsville	W	2-0
4/21/1998	Cameron Field	W	8-1
2/16/1999	Cameron Field	W	5-4 (14)
3/3/1999	Huntsville	W	12-9
2/16/2000	Reckling Park	L	0-9
2/29/2000	Huntsville	L	9-10 (10)
2/6/2001	Reckling Park	W	8-3
4/4/2001	Reckling Park	L	6-8
2/27/2002	Huntsville	L	2-3
3/5/2002	Reckling Park	L	2-3
4/15/2003	Huntsville	L	1-8
5/7/2003	Reckling Park	W	10-5
3/3/2004	Reckling Park	W	4-3
3/22/2005	Reckling Park	W	16-2 (7)
2/21/2006	Reckling Park	W	9-3
3/15/2006	Huntsville	L	8-9
2/27/2007	Huntsville	W	6-3
4/24/2007	Reckling Park	W	6-2

3/4/2008	Huntsville	L	12-13
4/22/2008	Reckling Park	W	3-2
5/30/2008	⁴ Reckling Park	W	3-2
3/3/2009	Huntsville	L	6-8
4/7/2009	Reckling Park	W	9-3
5/29/2009	⁴ Reckling Park	W	5-2
3/9/2010	Reckling Park	W	8-1
4/13/2010	Huntsville	W	8-7
3/8/2011	Reckling Park	L	0-7
3/30/2011	Huntsville	W	5-2
4/3/2012	Reckling Park	L	1-2
5/15/2012	Huntsville	W	5-0
6/3/2012	⁴ Reckling Park	L	1-4
3/6/2013	Reckling Park	L	0-3
3/26/2013	Huntsville	L	3-9
2/25/2014	Reckling Park	L	1-3
3/5/2014	Huntsville	W	8-5
3/24/2015	Reckling Park	W	4-0
3/25/2015	Huntsville	L	4-11
3/2/2016	Huntsville	W	8-3
3/29/2016	Reckling Park	W	5-3
3/14/2017	Reckling Park	L	2-6
3/28/2017	Huntsville	W	5-3
4/3/2018	Reckling Park	L	9-14
5/8/2018	Huntsville	W	5-3
3/6/2019	Reckling Park	L	9-10
4/2/2019	Huntsville	W	11-5
3/5/2021	Minute Maid Park	L	4-12
3/16/2022	Reckling Park	W	13-5
4/12/2022	Huntsville	W	5-1
2/22/2023	Reckling Park	W	3-1
2/28/2023	Huntsville	W	11-4
2/20/2024	Reckling Park	W	7-3
3/26/2024	Huntsville	L	2-6

Samford (1-0)

2/16/2018	Orlando, Fla.	W	8-7
-----------	---------------	---	-----

San Diego (4-3)

3/14/2006	Reckling Park	W	11-2
3/12/2009	Reckling Park	W	9-2
3/13/2009	Reckling Park	W	4-1
3/15/2009	Reckling Park	L	0-8
3/19/2010	San Diego, Calif.	L	4-6
3/20/2010	San Diego, Calif.	L	5-6 (10)
3/21/2010	San Diego, Calif.	W	9-8

San Diego State (8-3)

3/4/1994	San Diego, Calif.	L	9-10 (10)
3/5/1994	San Diego, Calif.	W	13-9
3/6/1994	San Diego, Calif.	L	3-20
5/16/1997	² San Diego, Calif.	W	7-5
5/17/1997	² San Diego, Calif.	W	11-1
2/27/1998	Cameron Field	W	7-3
2/28/1998	Cameron Field	W	5-4
3/1/1998	Cameron Field	W	15-3
3/12/1999	San Diego, Calif.	L	4-5 (12)
3/13/1999	San Diego, Calif.	W	9-7
3/14/1999	San Diego, Calif.	W	11-3

San Francisco (1-0)

5/31/2013	⁴ Eugene, Ore.	W	3-2 (11)
-----------	---------------------------	---	----------

San Jose State (33-10-0)

3/27/1997	Cameron Field	W	8-0
3/28/1997	Cameron Field	W	4-3
3/29/1997	Cameron Field	L	8-15
4/1/1999	San Jose, Calif.	W	11-0
4/2/1999	San Jose, Calif.	W	5-2
4/3/1999	San Jose, Calif.	W	14-4
5/21/1999	² Fresno, Calif.	W	4-2

Records & History

3/10/1972	Rice Baseball Field	W	2-1	3/20/1974	Rice Baseball Field	W	2-0	2/19/1982	Cameron Field	W	4-3
3/10/1972	Rice Baseball Field	L	2-3	3/20/1974	Rice Baseball Field	W	6-5	4/15/1982	Cameron Field	W	12-1
3/11/1972	Rice Baseball Field	W	2-1	2/22/1975	Rice Baseball Field	W	10-1	4/15/1982	Cameron Field	W	7-1
3/11/1972	Rice Baseball Field	L	2-3	2/22/1975	Rice Baseball Field	W	8-4	2/19/1983	Cameron Field	W	7-0
4/3/1973	Rice Baseball Field	W	7-4 (7)	3/2/1976	Rice Baseball Field	W	2-1	2/19/1983	Cameron Field	W	3-1
4/3/1973	Rice Baseball Field	L	4-6 (9)	3/2/1976	Rice Baseball Field	L	1-5	3/4/1984	Cameron Field	W	2-1 (10)
4/24/1973	Rice Baseball Field	W	1-0	2/21/1981	Cameron Field	W	3-0	2/19/1985	Cameron Field	W	7-1
4/24/1973	Rice Baseball Field	W	2-0	2/21/1981	Cameron Field	W	6-0	2/19/1986	Cameron Field	W	10-4
3/12/1974	Rice Baseball Field	W	12-4	3/3/1982	San Antonio, Texas	W	4-3	3/3/1986	Nacogdoches	W	10-5
3/12/1974	Rice Baseball Field	W	5-0	3/3/1982	San Antonio, Texas	W	8-1	2/17/1987	Cameron Field	W	20-4
4/9/1974	Rice Baseball Field	W	5-4	3/9/1983	Cameron Field	L	4-9	3/3/1987	Nacogdoches	L	8-9
4/9/1974	Rice Baseball Field	W	5-3	3/9/1983	Cameron Field	W	6-4	3/3/1987	Nacogdoches	W	7-2
2/21/1975	Rice Baseball Field	W	5-0	3/9/1984	Cameron Field	W	3-1	2/29/1988	Cameron Field	W	11-10 (8)
2/21/1975	Rice Baseball Field	W	2-1	3/10/1984	Cameron Field	W	15-1	2/29/1988	Cameron Field	W	10-3
2/17/1976	Rice Baseball Field	W	1-0	2/16/1993	Cameron Field	W	14-5	4/13/1988	Nacogdoches	L	6-7
2/17/1976	Rice Baseball Field	L	2-5	2/16/1994	Cameron Field	W	10-1	4/13/1988	Nacogdoches	L	4-7
3/1/1977	Rice Baseball Field	W	5-4					2/28/1989	Nacogdoches	W	13-1
3/1/1977	Rice Baseball Field	L	2-4					2/28/1989	Nacogdoches	L	1-3
2/28/1978	Cameron Field	W	6-2	St. Thomas (Texas) (7-2)				4/4/1989	Cameron Field	L	4-10
2/28/1978	Cameron Field	W	3-2	2/27/1965	Rice Baseball Field	L	0-3	4/4/1989	Cameron Field	W	5-1
3/14/1978	Cameron Field	W	8-6	3/7/1965	Rice Baseball Field	W	3-1	2/21/1993	Cameron Field	W	27-4
3/14/1986	Cameron Field	W	8-5	3/1/1966	Rice Baseball Field	W	5-0	2/22/1994	Cameron Field	W	7-3
2/14/1979	Cameron Field	L	5-9	3/8/1966	Rice Baseball Field	W	6-5	4/13/1994	Nacogdoches	L	6-7
2/14/1979	Cameron Field	W	3-0	2/21/1967	Rice Baseball Field	W	11-4	2/8/1995	Nacogdoches	W	20-3
4/17/1979	Cameron Field	W	5-4	4/4/1967	Rice Baseball Field	W	4-1	5/4/2011	Reckling Park	W	9-1
4/17/1979	Cameron Field	W	5-3	2/27/1968	Rice Baseball Field	W	9-4	5/8/2012	Reckling Park	W	6-0
3/1/1982	Austin, Texas	W	11-7	3/4/1969	Rice Baseball Field	L	2-5	3/19/2013	Reckling Park	W	3-2 (10)
3/1/1982	Austin, Texas	L	3-5	4/22/1969	Rice Baseball Field	W	7-0	2/25/2015	Reckling Park	W	13-1
3/17/1982	Cameron Field	W	7-4					3/15/2022	Reckling Park	W	19-3
3/17/1982	Cameron Field	L	0-1	Stanford (12-27)							
2/12/1983	Cameron Field	W	6-1	2/16/1991	Palo Alto, Calif.	L	5-6	Stetson (1-0)			
2/12/1983	Cameron Field	W	18-0	2/17/1991	Palo Alto, Calif.	L	4-10	2/22/2003	Reckling Park	W	11-6
2/13/1983	Cameron Field	W	4-1	2/18/1991	Palo Alto, Calif.	L	2-3				
2/13/1983	Cameron Field	W	1-0	6/21/2003	Omaha, Neb.	W	4-3 (10)	Temple (3-0)			
2/3/1987	Cameron Field	W	4-3	6/22/2003	Omaha, Neb.	L	3-8	3/8/1985	Cameron Field	W	10-3
2/3/1987	Cameron Field	W	6-1	6/23/2003	Omaha, Neb.	W	14-2	3/9/1985	Cameron Field	W	12-6
4/6/1993	Cameron Field	W	3-0	2/19/2010	Palo Alto, Calif.	L	4-6	3/9/1985	Cameron Field	W	13-3
				2/20/2010	Palo Alto, Calif.	L	5-14				
				2/20/2010	Palo Alto, Calif.	L	6-7	Tennessee (1-0)			
				2/18/2011	Reckling Park	L	3-5	3/4/2012	Minute Maid Park	W	11-1
				2/19/2011	Reckling Park	W	7-1				
				2/20/2011	Reckling Park	L	2-6	Texas (58-235-2)			
				3/9/2012	Palo Alto, Calif.	L	2-4 (10)	4/19/1915	Rice Baseball Field	L	1-3
St. Francis (Ill.) (1-3)				3/10/2012	Palo Alto, Calif.	L	6-11	4/20/1915	Rice Baseball Field	L	1-2
3/9/1982	Cameron Field	L	3-5	3/11/2012	Palo Alto, Calif.	W	1-0	4/30/1915	Austin	L	0-1
3/9/1982	Cameron Field	L	1-3	2/15/2013	Reckling Park	W	5-1	5/1/1915	Austin	L	0-3
3/24/1986	Cameron Field	L	2-5	2/16/2013	Reckling Park	L	2-3	3/21/1916	Austin	L	1-4
3/8/1988	Cameron Field	W	13-7	2/17/2013	Reckling Park	W	3-0	3/22/1916	Austin	L	6-8
				2/14/2014	Palo Alto, Calif.	W	10-3	4/15/1916	Rice Baseball Field	L	3-8
				2/15/2014	Palo Alto, Calif.	W	5-1	4/10/1917	Rice Baseball Field	L	5-6
				2/16/2014	Palo Alto, Calif.	L	3-12	4/11/1917	Rice Baseball Field	L	1-2
				2/27/2015	Reckling Park	L	3-5	5/3/1918	Rice Baseball Field	L	0-7
				2/28/2015	Reckling Park	W	11-6	5/4/1918	Rice Baseball Field	L	3-15
				2/28/2015	Reckling Park	L	1-3	4/19/1920	Austin	L	2-12
				3/1/2015	Reckling Park	W	12-1	4/20/1920	Austin	W	4-2
				3/9/2017	Reckling Park	L	6-16	4/27/1921	Rice Baseball Field	L	2-22
				3/10/2017	Reckling Park	W	4-0	4/28/1921	Rice Baseball Field	L	4-5
				3/12/2017	Reckling Park	L	0-2 (7)	4/19/1922	Austin	T	6-6
				3/12/2017	Reckling Park	W	12-2	4/20/1922	Austin	L	0-9
				2/22/2018	Palo Alto, Calif.	L	2-7	4/6/1923	Rice Baseball Field	W	3-1
				2/23/2018	Palo Alto, Calif.	L	2-6	4/7/1923	Rice Baseball Field	L	3-12
				2/24/2018	Palo Alto, Calif.	L	4-7	4/19/1923	Austin	L	1-11
				2/25/2018	Palo Alto, Calif.	L	0-2	4/20/1923	Austin	L	6-18
				2/24/2023	Stanford, Calif.	L	3-6	4/7/1924	Rice Baseball Field	L	1-17
				2/25/2023	Stanford, Calif.	L	1-11	4/8/1924	Rice Baseball Field	L	1-7
				2/25/2023	Stanford, Calif.	L	4-7	4/14/1924	Austin	L	0-10
				3/1/2024	Reckling Park	L	2-6	4/15/1924	Austin	L	2-7
				3/2/2024	Reckling Park	L	2-8	3/31/1925	Austin	W	8-3
				3/3/2024	Reckling Park	L	3-4	4/21/1925	Rice Baseball Field	L	3-8
								4/10/1926	Austin	L	2-13
Stephen F. Austin (24-6)				2/19/1982	Cameron Field	W	12-1	4/11/1927	Austin	L	2-5

Records & History

4/12/1927	Austin	L	7-14	3/31/1953	Rice Baseball Field	T	2-2 (15)	3/27/1976	Rice Baseball Field	L	2-8 (7)
4/25/1927	Rice Baseball Field	L	3-5	5/7/1953	Austin	L	2-7	3/25/1977	Austin	L	2-8
4/26/1927	Rice Baseball Field	L	1-3	1953	Austin	L	2-12	3/27/1977	Austin	L	2-11 (6)
3/26/1928	Austin	L	1-2	5/8/1953	Austin	W	4-2	3/27/1977	Austin	W	4-3 (14)
3/27/1928	Austin	L	9-10	3/31/1954	Rice Baseball Field	W	8-3	3/31/1978	Cameron Field	L	1-5
5/11/1928	Rice Baseball Field	L	9-10	4/1/1954	Rice Baseball Field	L	2-3	4/1/1978	Cameron Field	W	6-2 (7)
5/12/1928	Rice Baseball Field	L	2-3	4/30/1954	Austin	L	0-6	4/1/1978	Cameron Field	W	3-2
4/5/1929	Rice Baseball Field	L	3-5	4/5/1955	Rice Baseball Field	W	3-1	3/30/1979	Austin	L	3-12
4/6/1929	Rice Baseball Field	L	3-4	4/29/1955	Austin	L	0-8	3/31/1979	Austin	L	0-16
5/15/1929	Austin	L	10-11	4/30/1955	Austin	W	4-2 (10)	3/31/1979	Austin	L	0-7 (7)
5/16/1929	Austin	L	2-13	3/24/1956	Austin	L	0-12	2/29/1980	Cameron Field	L	0-5
4/4/1930	Austin	W	3-2	4/27/1956	Rice Baseball Field	W	4-2	3/2/1980	Cameron Field	L	2-4 (7)
4/5/1930	Austin	L	1-13	4/28/1956	Rice Baseball Field	W	7-3	3/2/1980	Cameron Field	L	0-5 (7)
5/5/1930	Rice Baseball Field	L	0-3	4/12/1957	Austin	L	5-7	4/24/1981	Austin	L	1-8
5/6/1930	Rice Baseball Field	L	2-4	4/13/1957	Austin	L	5-22	4/25/1981	Austin	W	7-3
4/21/1931	Austin	L	5-20	5/6/1957	Rice Baseball Field	L	8-9	4/25/1981	Austin	L	1-4 (7)
5/15/1931	Rice Baseball Field	L	3-6	3/21/1958	Rice Baseball Field	L	0-11	5/15/1981	Austin	L	6-7
4/4/1932	Rice Baseball Field	W	3-2	3/22/1958	Rice Baseball Field	L	1-14	4/23/1982	Cameron Field	L	0-4
4/5/1932	Rice Baseball Field	L	2-4	4/15/1958	Austin	L	6-12	4/26/1982	Cameron Field	W	7-6
4/23/1932	Austin	L	2-3	4/7/1959	Rice Baseball Field	L	0-1	4/26/1982	Cameron Field	L	3-6 (7)
4/24/1932	Austin	L	3-10	5/1/1959	Austin	L	7-10	4/15/1983	Austin	L	3-4
3/28/1936	Rice Baseball Field	L	0-5	5/2/1959	Austin	W	6-4	4/16/1983	Austin	L	2-3
5/9/1936	Austin	L	2-16	4/15/1960	Austin	L	2-8	4/16/1983	Austin	L	6-7 (7)
4/15/1937	Austin	L	1-6	4/22/1960	Rice Baseball Field	W	5-4	5/13/1983	Austin	L	3-4
4/30/1937	Rice Baseball Field	L	7-8	4/23/1960	Rice Baseball Field	L	3-10	4/20/1984	Cameron Field	W	3-2 (13)
5/1/1937	Rice Baseball Field	L	8-13	4/21/1961	Austin	L	6-12	4/21/1984	Cameron Field	L	4-10
3/26/1938	Rice Baseball Field	L	2-5	4/22/1961	Austin	L	6-11	4/21/1984	Cameron Field	L	2-3 (7)
4/28/1938	Austin	L	0-9	4/22/1961	Austin	L	0-8	4/12/1985	Austin	L	5-6
4/29/1938	Austin	L	1-8	3/24/1962	Austin	L	4-11	4/14/1985	Austin	L	0-9
3/20/1939	Rice Baseball Field	L	6-8	4/12/1962	Rice Baseball Field	L	2-7	4/14/1985	Austin	L	4-5 (7)
3/21/1939	Rice Baseball Field	L	0-8	4/13/1962	Rice Baseball Field	W	9-6	4/11/1986	Cameron Field	L	0-2
4/24/1939	Austin	L	2-5	4/2/1963	Rice Baseball Field	L	2-3	4/12/1986	Cameron Field	L	3-10
4/11/1940	Austin	L	7-26	5/2/1963	Austin	L	4-5	4/12/1986	Cameron Field	L	2-7 (7)
4/12/1940	Austin	L	4-18	5/3/1963	Austin	L	5-9	4/3/1987	Austin	L	4-25
4/19/1940	Rice Baseball Field	W	7-6	3/17/1964	Austin	L	0-11	4/4/1987	Austin	L	4-12
3/28/1941	Rice Baseball Field	L	6-16	4/10/1964	Rice Baseball Field	L	0-4	4/4/1987	Austin	L	1-11 (7)
3/29/1941	Rice Baseball Field	L	3-9	4/11/1964	Rice Baseball Field	L	2-8	4/8/1988	Cameron Field	L	2-15
5/13/1941	Austin	L	2-7	3/27/1965	Rice Baseball Field	L	2-3	4/9/1988	Cameron Field	L	9-11
4/1/1942	Austin	L	6-9	4/8/1965	Austin	L	1-9	4/9/1988	Cameron Field	W	6-4 (7)
4/2/1942	Austin	L	5-10	3/12/1966	Austin	L	3-4	3/31/1989	Austin	L	0-6
4/2/1943	Rice Baseball Field	L	2-10	4/9/1965	Austin	L	1-2	4/1/1989	Austin	L	4-5
4/3/1943	Rice Baseball Field	L	1-6	4/22/1966	Rice Baseball Field	L	0-2	4/1/1989	Austin	W	4-0 (7)
4/21/1943	Austin	L	2-19	4/23/1966	Rice Baseball Field	W	6-5	3/31/1990	Cameron Field	L	1-2
4/22/1943	Austin	L	6-8	3/11/1967	Rice Baseball Field	W	3-2	4/1/1990	Cameron Field	L	2-5
4/21/1944	Austin	L	0-5	4/14/1967	Austin	L	1-2	4/5/1991	Austin	L	4-10
4/22/1944	Austin	L	4-23	4/15/1967	Austin	L	1-4	4/6/1991	Austin	L	0-13
5/19/1944	Rice Baseball Field	L	12-16	3/16/1968	Austin	L	3-7	4/7/1991	Austin	W	11-5
5/20/1944	Rice Baseball Field	L	1-7	4/26/1968	Rice Baseball Field	L	2-4	2/14/1992	Cameron Field	W	9-4 (7)
5/25/1945	Austin	L	3-17	4/27/1968	Rice Baseball Field	L	3-8	2/14/1992	Cameron Field	L	1-9
5/26/1945	Austin	L	7-8	4/4/1969	Austin	L	0-7	2/15/1992	Cameron Field	L	4-6
4/12/1946	Rice Baseball Field	L	6-8	4/4/1969	Austin	L	3-5 (7)	5/8/1992	Austin	L	0-5
4/13/1946	Rice Baseball Field	L	0-16	4/5/1969	Austin	L	2-8	5/9/1992	Austin	W	5-2
5/13/1946	Austin	L	0-4	4/30/1970	Rice Baseball Field	L	1-5	5/9/1992	Austin	L	1-9 (7)
4/2/1947	Rice Baseball Field	L	2-10	4/30/1970	Rice Baseball Field	L	1-2	4/16/1993	Cameron Field	L	0-10
5/1/1947	Austin	L	6-8	4/23/1971	Austin	L	7-19	4/17/1993	Cameron Field	L	3-4
5/2/1947	Austin	L	4-12	4/23/1971	Austin	L	7-16 (7)	4/18/1993	Cameron Field	L	9-13
4/6/1948	Austin	L	2-18	4/24/1971	Austin	L	4-12	4/1/1994	Austin	W	12-9
4/23/1948	Rice Baseball Field	L	0-3	4/7/1972	Rice Baseball Field	W	4-0	4/2/1994	Austin	L	4-8
4/24/1948	Rice Baseball Field	L	2-14	4/7/1972	Rice Baseball Field	W	10-3 (7)	4/2/1994	Austin	W	8-6
4/5/1949	Austin	L	7-15	4/8/1972	Rice Baseball Field	W	8-4	3/31/1995	Cameron Field	W	10-8
1949	Austin	L	0-5 (7)	4/20/1973	Austin	L	1-13	4/1/1995	Cameron Field	W	5-4
5/11/1949	Rice Baseball Field	L	4-9	4/20/1973	Austin	L	2-3 (7)	4/1/1995	Cameron Field	L	4-8 (7)
4/21/1950	Rice Baseball Field	L	0-2	4/21/1973	Austin	L	8-10	4/2/1995	Cameron Field	W	6-5
4/22/1950	Rice Baseball Field	L	5-8 (10)	3/8/1974	Rice Baseball Field	W	5-4	5/19/1995	College Station	L	0-6
5/13/1950	Austin	L	0-5	3/9/1974	Rice Baseball Field	L	1-4	3/29/1996	Austin	L	6-9
3/30/1951	Austin	L	2-16	3/9/1974	Rice Baseball Field	L	2-3 (7)	3/30/1996	Austin	L	6-7
3/31/1951	Austin	L	1-3	3/7/1975	Austin	L	1-9	3/30/1996	Austin	L	4-11
5/4/1951	Rice Baseball Field	L	1-11	3/8/1975	Austin	L	1-9	3/31/1996	Austin	L	0-12
4/1/1952	Austin	L	5-6	3/8/1975	Austin	L	0-3 (7)	5/17/1996	Lubbock	W	9-6
4/25/1952	Rice Baseball Field	L	7-13	3/26/1976	Rice Baseball Field	L	0-6	5/18/1996	Lubbock	W	16-8
4/26/1952	Rice Baseball Field	L	3-7	3/27/1976	Rice Baseball Field	L	6-8	3/28/1998	Austin	W	10-1

Records & History

3/29/1998	Austin	L	13-14	1921	L	1-5	1946	W	6-5		
4/7/1998	Cameron Field	W	10-4	1921	L	2-9	1946	L	2-8		
2/2/2001	Enron Field	W	4-3	1922	W	12-4	1947	L	1-25		
3/13/2001	Austin	L	4-7	1922	W	11-9	1947	L	4-10		
4/24/2001	Reckling Park	W	4-3	1923	L	4-12	1947	W	8-4		
4/9/2002	Austin	L	2-3 (10)	1923	L	2-3	1948	L	0-8		
5/14/2002	Reckling Park	L	2-4	1923	W	5-4	1948	L	7-8		
6/15/2002	⁶ Omaha, Neb.	L	1-2	1923	W	7-6	1948	L	1-4		
3/11/2003	Reckling Park	W	2-1 (10)	1924	L	2-11	1948	L	4-9		
6/16/2003	⁶ Omaha, Neb.	W	12-2	1924	L	9-25	1949	L	0-7		
6/18/2003	⁶ Omaha, Neb.	W	5-4	1924	L	3-13	1949	L	1-2		
2/14/2004	Minute Maid Park	L	3-6	1924	W	9-7	1950	Rice Baseball Field	L	9-12	
3/2/2004	Austin	L	7-8	1925	W	6-5	1950	College Station	L	0-14	
3/9/2004	Reckling Park	L	0-5	1925	L	4-5	1950	College Station	L	2-12	
4/13/2004	Austin	L	2-3	1926	L	2-8	4/14/1951	College Station	L	2-7	
3/9/2005	Austin	L	0-7	1926	L	0-4	5/11/1951	Rice Baseball Field	L	2-13	
4/20/2005	Reckling Park	L	6-7	1927	L	5-6	5/12/1951	Rice Baseball Field	L	9-16	
2/11/2006	Minute Maid Park	L	4-5	1927	L	1-3	1952		W	9-2	
3/7/2006	Reckling Park	L	5-9	1927	W	3-2	1952		L	7-11	
3/22/2006	Austin	L	2-3	1927	L	3-7	1952		W	5-1	
3/27/2007	Austin	L	4-6	1928	L	1-12	1953		L	6-7	
4/17/2007	Reckling Park	W	7-4	1928	L	1-12	1953		W	3-2	
3/1/2008	Minute Maid Park	W	10-4	1928	L	5-9	1953		L	1-4	
3/11/2008	Reckling Park	L	1-9	1928	L	1-4	1953		W	6-1	
4/1/2008	Austin	W	7-3	1929	L	2-8	1953		L	5-9	
6/1/2008	⁴ Reckling Park	W	7-4	1929	L	9-14	3/26/1954	College Station	L	3-8	
3/17/2009	Reckling Park	W	6-3	1929	W	2-1	3/27/1954	College Station	L	2-3	
4/21/2009	Austin	W	7-4	1929	L	1-10	4/27/1954	Rice Baseball Field	L	2-4	
3/5/2010	Minute Maid Park	L	1-2	1930	L	0-7	3/25/1955	Rice Baseball Field	L	5-7	
3/16/2010	Reckling Park	W	10-6	1930	W	3-0	5/10/1955	College Station	L	2-5 (7)	
3/23/2010	Austin	L	1-5	1930	L	0-6	5/10/1955	College Station	L	4-11	
6/6/2010	⁴ Austin	L	1-4	1930	L	4-10	5/4/1956	College Station	W	2-1 (10)	
3/2/2012	Minute Maid Park	L	8-11	1931	L	2-9	5/5/1956	College Station	W	7-4 (7)	
2/28/2014	Minute Maid Park	L	0-2	1931	L	11-14	5/5/1956	College Station	L	2-4	
4/1/2014	Reckling Park	L	2-5	1932	W	4-3	4/26/1957	Rice Baseball Field	W	1-0	
4/8/2014	Austin	W	7-2	1932	L	2-4	5/8/1957	College Station	W	3-2 (8)	
5/31/2014	⁴ Reckling Park	L	2-3 (11)	1932	W	3-1	5/8/1957	College Station	L	5-6 (10)	
2/13/2015	Reckling Park	L	1-3	1932	W	9-6	4/8/1958	Rice Baseball Field	W	7-1	
2/14/2015	Reckling Park	W	10-9	1936	L	2-21	5/2/1958	College Station	W	8-5	
2/14/2015	Reckling Park	W	5-2	1936	L	3-18	4/4/1959	Rice Baseball Field	W	4-3	
2/15/2015	Reckling Park	L	3-4 (10)	1936	L	4-6	5/12/1959	Rice Baseball Field	L	7-8	
2/17/2017	Austin	W	3-2	1937	L	3-7	5/14/1959	College Station	L	1-2	
2/18/2017	Austin	L	4-5 (7)	1937	L	2-12	3/12/1960	College Station	W	7-0	
2/18/2017	Austin	L	1-6	1937	L	7-17	3/29/1960	Rice Baseball Field	W	4-3	
2/19/2017	Austin	W	7-1	1938	L	2-3	4/8/1960	College Station	W	6-2	
2/19/2019	Reckling Park	L	4-11	1938	L	3-12	4/9/1960	College Station	W	7-2	
4/9/2019	Austin	L	1-3	1938	L	6-7	3/7/1961	Rice Baseball Field	L	3-6	
2/14/2020	Reckling Park	L	4-7	1939	L	1-6	3/28/1961	College Station	W	12-4	
2/15/2020	Reckling Park	L	0-4	1939	W	4-3	4/15/1961	Rice Baseball Field	W	5-3 (7)	
2/16/2020	Reckling Park	L	4-5	1939	L	5-12	4/15/1961	Rice Baseball Field	W	8-4	
2/18/2022	Austin	L	0-7	1940	L	5-10	4/7/1962	Rice Baseball Field	L	2-5	
2/19/2022	Austin	L	1-15	1940	L	3-5	4/26/1962	College Station	L	1-9 (7)	
2/20/2022	Austin	L	2-14	1940	W	3-2	4/26/1962	College Station	L	6-8	
				1941	L	0-10	3/26/1963	College Station	L	3-5	
				1941	W	6-3	4/26/1963	Rice Baseball Field	L	1-4	
				1941	L	5-9	4/27/1963	Rice Baseball Field	L	2-8	
				1942	L	0-11	4/4/1964	Rice Baseball Field	L	5-9	
				1942	L	2-6	4/24/1964	College Station	L	0-2	
				1942	L	0-26	4/28/1964	College Station	L	4-11	
				1943	L	5-8	4/2/1965	Rice Baseball Field	W	4-2	
				1943	L	2-7	4/3/1965	Rice Baseball Field	L	2-8	
				1943	L	1-12	4/27/1965	College Station	L	3-8	
				1943	L	2-4	3/19/1966	Rice Baseball Field	L	0-10	
				1944	L	8-13	3/30/1966	College Station	L	0-2	
				1944	W	4-3	3/31/1966	College Station	L	4-12	
				1944	L	4-9	3/17/1967	College Station	W	5-1	
				1944	W	9-6	4/7/1967	Rice Baseball Field	L	3-4	
				1945	W	10-3	4/8/1967	Rice Baseball Field	L	6-8	
				1945	W	11-2	3/9/1968	Rice Baseball Field	W	10-3	
				1945	W	6-3	5/3/1968	College Station	L	5-10	
				1946	L	10-11	5/4/1968	College Station	L	2-6	
Texas A&M (97-189-2)											
1914		T	11-11								
1914		W	8-5								
1915		W	3-2								
1915		L	4-11								
1916		L	0-10								
1916		L	1-14								
1916		L	4-5								
1916		W	6-0								
1917		W	8-7								
1917		T	7-7								
1920		L	3-9								
1920		L	0-3								
1920		L	1-4								
1920		L	5-9								
1921		L	5-10								
1921		W	5-4								

Records & History

4/25/1969	Rice Baseball Field	W	3-1	5/2/1992	College Station	L	0-4 (7)	3/11/2007	Corpus Christi	W	2-1
4/25/1969	Rice Baseball Field	L	1-3 (7)	4/23/1993	College Station	L	6-7	2/26/2008	Reckling Park	W	11-7
4/26/1969	Rice Baseball Field	W	3-0	4/24/1993	College Station	L	10-16	3/12/2008	Corpus Christi	W	7-3
4/13/1970	College Station	L	2-3	4/24/1993	College Station	L	9-12 (7)	4/29/2009	Reckling Park	W	14-2
4/13/1970	College Station	L	0-4 (7)	3/25/1994	Cameron Field	W	10-0	2/28/2010	Reckling Park	W	7-2
4/14/1970	College Station	L	2-4	3/26/1994	Cameron Field	W	4-3	4/14/2010	Reckling Park	W	23-1 (7)
3/26/1971	Rice Baseball Field	L	3-8	3/26/1994	Cameron Field	W	3-0	4/20/2011	Reckling Park	W	7-5
3/26/1971	Rice Baseball Field	L	3-4 (7)	3/19/1995	Cougar Field	W	21-5	3/7/2012	Reckling Park	W	7-2
3/27/1971	Rice Baseball Field	L	2-6	3/24/1995	College Station	L	4-8	3/12/2014	Reckling Park	W	12-10
4/24/1972	College Station	W	6-1	3/25/1995	College Station	W	13-7	5/6/2015	Reckling Park	W	2-0
4/24/1972	College Station	L	0-2 (7)	3/25/1995	College Station	W	4-3 (7)	3/6/2021	Minute Maid Park	W	16-5
4/25/1972	College Station	L	6-8	5/18/1995	¹ College Station	L	6-8	3/30/2022	Reckling Park	L	10-12
4/19/1974	College Station	L	3-4	3/17/1996	Cougar Field	W	6-2	4/10/2024	Reckling Park	W	5-3
4/20/1974	College Station	L	4-7	4/19/1996	Cameron Field	W	5-0				
4/20/1974	College Station	W	6-4 (7)	4/20/1996	Cameron Field	W	6-3				
4/18/1975	Rice Baseball Field	L	5-9	4/20/1996	Cameron Field	W	8-4	TCU (98-79)			
4/19/1975	Rice Baseball Field	L	7-10	5/15/1996	¹ Lubbock	W	9-7	4/14/1954	Fort Worth, Texas	L	0-1 (5)
4/19/1975	Rice Baseball Field	W	10-9 (7)	3/4/1997	Cameron Field	L	1-2	4/14/1954	Fort Worth, Texas	L	0-9
4/2/1976	College Station	L	6-7	4/14/1998	College Station	L	9-10	5/8/1954	Rice Baseball Field	L	1-2
4/3/1976	College Station	L	2-9	3/30/1999	Cameron Field	W	7-6	4/12/1955	Rice Baseball Field	W	8-4
4/3/1976	College Station	W	2-1 (7)	4/18/2000	College Station	W	7-5	4/22/1955	Rice Baseball Field	W	4-1
4/1/1977	Rice Baseball Field	L	3-4	4/3/2001	Reckling Park	W	5-1	4/23/1955	Rice Baseball Field	L	2-3
3/24/1978	College Station	L	3-8	2/8/2002	Enron Field	L	2-5	3/27/1956	Rice Baseball Field	L	2-3
3/25/1978	College Station	L	0-5	4/23/2002	College Station	W	7-4	4/20/1956	Fort Worth, Texas	L	0-5
3/25/1978	College Station	L	0-4 (7)	2/14/2003	Minute Maid Park	W	10-5	5/7/1956	Fort Worth, Texas	L	5-9
3/23/1979	Cameron Field	W	2-0	4/8/2003	Reckling Park	W	8-0	3/29/1957	Rice Baseball Field	L	4-6
3/24/1979	Cameron Field	L	8-11	3/23/2004	College Station	W	15-10	3/30/1957	Rice Baseball Field	L	2-3 (10)
3/24/1979	Cameron Field	L	5-18 (7)	6/6/2004	⁴ Reckling Park	L	5-7	5/15/1957	Fort Worth, Texas	L	0-6
4/26/1980	College Station	L	7-17	6/6/2004	⁴ Reckling Park	W	3-1	5/9/1958	Fort Worth, Texas	W	0-8 (7)
4/26/1980	College Station	L	1-2 (7)	2/12/2005	Minute Maid Park	W	3-1	5/9/1958	Fort Worth, Texas	W	4-1 (7)
4/27/1980	College Station	L	5-9	4/12/2005	Reckling Park	W	5-3	5/10/1958	Fort Worth, Texas	W	9-6
3/13/1981	Cameron Field	W	4-3	4/4/2006	College Station	W	11-6	3/24/1959	Fort Worth, Texas	L	5-6
3/14/1981	Cameron Field	L	2-7	2/11/2007	Minute Maid Park	L	2-4	4/24/1959	Rice Baseball Field	W	5-0
3/14/1981	Cameron Field	L	1-3 (7)	3/20/2007	Reckling Park	L	9-10 (11)	4/25/1959	Rice Baseball Field	W	2-1
3/12/1982	College Station	L	3-8	6/8/2007	⁵ Reckling Park	W	3-2 (10)	3/19/1960	Rice Baseball Field	W	10-9
3/13/1982	College Station	L	5-7	6/9/2007	⁵ Reckling Park	W	5-2	5/6/1960	Fort Worth, Texas	W	9-5
3/13/1982	College Station	W	10-5 (7)	4/15/2008	College Station	W	11-2	5/7/1960	Fort Worth, Texas	W	6-5
4/23/1983	Cameron Field	W	5-3	6/7/2008	⁵ Reckling Park	W	9-7	3/25/1961	Fort Worth, Texas	L	0-5 (6)
4/24/1983	Cameron Field	L	6-8	6/8/2008	⁵ Reckling Park	W	6-5	4/28/1961	Rice Baseball Field	W	9-7
4/24/1983	Cameron Field	W	4-2 (7)	2/28/2009	Minute Maid Park	W	2-0	3/17/1962	Rice Baseball Field	W	7-6
4/27/1984	College Station	W	12-8	4/14/2009	Reckling Park	L	3-7	4/16/1962	Fort Worth, Texas	L	3-5 (7)
4/28/1984	College Station	W	6-5	4/20/2010	College Station	L	1-7	4/16/1962	Fort Worth, Texas	L	2-5
4/28/1984	College Station	L	2-6 (7)	3/5/2011	Minute Maid Park	W	1-0	3/30/1963	Fort Worth, Texas	L	1-2
5/11/1984	¹ Austin	L	2-6	4/12/2011	Reckling Park	W	2-0	5/10/1963	Rice Baseball Field	L	5-6
5/13/1984	¹ Austin	L	5-6	4/17/2012	College Station	W	5-4	5/11/1963	Rice Baseball Field	L	0-11
4/19/1985	Cameron Field	W	2-1	3/2/2013	Minute Maid Park	L	3-8	3/14/1964	Rice Baseball Field	W	3-2
4/21/1985	Cameron Field	L	6-15	4/22/2014	Reckling Park	L	5-6	4/17/1964	Fort Worth, Texas	L	6-7
4/21/1985	Cameron Field	L	0-3 (7)	6/1/2014	⁴ Reckling Park	L	8-9 (7)	4/18/1964	Fort Worth, Texas	L	0-4
4/18/1986	College Station	L	2-3	4/7/2015	College Station	L	3-4	3/23/1965	Fort Worth, Texas	W	5-2
4/19/1986	College Station	L	4-5	4/5/2016	Reckling Park	W	4-3	4/23/1965	Rice Baseball Field	W	2-1
4/19/1986	College Station	L	1-5 (7)	3/21/2017	College Station	L	5-8	4/24/1965	Rice Baseball Field	L	2-5
4/10/1987	Cameron Field	L	5-6	3/20/2018	Reckling Park	L	4-13	3/15/1966	Rice Baseball Field	L	0-5
4/11/1987	Cameron Field	L	7-16	3/19/2019	College Station	L	3-8	4/15/1966	Fort Worth, Texas	L	1-8
4/11/1987	Cameron Field	L	2-10 (7)	3/10/2020	Reckling Park	L	2-6	4/16/1966	Fort Worth, Texas	W	4-0
4/15/1988	College Station	L	2-10	3/23/2021	College Station	W	2-1	4/11/1967	Fort Worth, Texas	L	1-6
4/16/1988	College Station	L	1-17	3/22/2022	Reckling Park	L	8-15	4/28/1967	Rice Baseball Field	W	9-8 (12)
4/16/1988	College Station	L	0-5 (7)	3/4/2023	Minute Maid Park	L	1-13 (7)	4/29/1967	Rice Baseball Field	L	1-3
4/7/1989	Cameron Field	L	2-9	3/8/2023	Reckling Park	L	1-6	3/12/1968	Rice Baseball Field	W	7-5
4/8/1989	Cameron Field	L	3-6	3/21/2023	College Station	L	7-8	4/5/1968	Fort Worth, Texas	L	5-9
4/8/1989	Cameron Field	L	1-4 (7)	5/7/2024	College Stationa	L	3-16 (7)	4/6/1968	Fort Worth, Texas	L	2-9
4/7/1990	College Station	L	5-13					3/23/1970	Fort Worth, Texas	W	8-6
4/7/1990	College Station	L	0-10 (7)					3/23/1970	Fort Worth, Texas	W	10-1 (7)
4/8/1990	College Station	L	7-10	Texas A&M CC (21-1)				3/24/1970	Fort Worth, Texas	L	6-10
4/13/1991	Cameron Field	L	2-8	3/10/1962	Corpus Christi	W	10-2	3/19/1971	Rice Baseball Field	L	5-6
4/13/1991	Cameron Field	L	3-4 (7)	4/24/1962	Rice Baseball Field	W	10-2	3/20/1971	Rice Baseball Field	L	5-7
4/15/1991	Cameron Field	L	3-7	3/5/1963	Rice Baseball Field	W	8-1	3/20/1971	Rice Baseball Field	W	1-0 (7)
2/7/1992	Cameron Field	W	3-1	3/9/1963	Corpus Christi	W	9-7	3/31/1972	Fort Worth, Texas	L	0-1
2/8/1992	Cameron Field	W	3-2	2/28/2006	Corpus Christi	W	6-4	4/1/1972	Fort Worth, Texas	L	0-10
2/8/1992	Cameron Field	L	3-12 (7)	3/12/2006	Corpus Christi	W	21-1 (7)	4/13/1973	Rice Baseball Field	L	1-11 (7)
5/1/1992	College Station	L	7-8	3/18/2006	Reckling Park	W	17-2	4/13/1973	Rice Baseball Field	L	4-5 (12)
5/2/1992	College Station	L	4-6	3/19/2006	Reckling Park	W	3-0	3/15/1974	Fort Worth, Texas	W	4-0
				2/25/2007	Reckling Park	W	14-1	3/16/1974	Fort Worth, Texas	L	1-9

Records & History

4/24/1979	Cameron Field	L	0-6	5/25/2011	³ Pearl, Miss.	L	8-9	5/18/2012	Orlando, Fla.	L	6-8
2/28/1982	San Antonio, Texas	W	3-0	5/12/2012	Reckling Park	W	12-2	5/18/2012	Orlando, Fla.	W	9-2
2/28/1982	San Antonio, Texas	W	5-0	5/12/2012	Reckling Park	W	8-6	5/19/2012	Orlando, Fla.	W	5-2
3/16/1983	Cameron Field	W	6-1	5/13/2012	Reckling Park	L	5-6 (12)	4/12/2013	Reckling Park	L	1-5
3/16/1983	Cameron Field	W	2-1	5/3/2013	Birmingham	L	9-10	4/13/2013	Reckling Park	L	7-11 (12)
Tulane (31-10)				5/4/2013	Birmingham	W	5-4	4/14/2013	Reckling Park	W	7-6
2/11/1990	New Orleans, La.	L	6-9	5/5/2013	Birmingham	W	7-3	5/23/2013	³ Reckling Park	W	5-1
2/11/1990	New Orleans, La.	W	4-0	5/22/2013	³ Reckling Park	W	3-1	3/4/2016	Reckling Park	W	4-3
3/10/1995	New Orleans, La.	W	8-6	4/18/2014	Reckling Park	W	2-0	3/5/2016	Reckling Park	L	0-2
3/11/1995	New Orleans, La.	W	12-2	4/19/2014	Reckling Park	W	5-3 (11)	3/6/2016	Reckling Park	W	13-10
3/12/1995	New Orleans, La.	L	5-6	4/20/2014	Reckling Park	W	5-3	2/17/2018	Orlando, Fla.	W	5-4
2/16/1996	Cameron Field	W	14-8	4/10/2015	Birmingham	L	0-4	UCLA (1-1)			
2/17/1996	Cameron Field	W	7-3	4/11/2015	Birmingham	L	4-14	2/13/1999	Cameron Field	L	6-14
2/18/1996	Cameron Field	W	9-6	4/12/2015	Birmingham	W	13-5	2/27/2009	Minute Maid Park	W	5-4 (10)
6/11/2005	⁵ New Orleans, La.	W	9-5	4/8/2016	Reckling Park	W	7-3	UNLV (12-7)			
6/12/2005	⁵ New Orleans, La.	L	0-7	4/9/2016	Reckling Park	L	2-6	4/4/1988	Cameron Field	L	1-7
6/13/2005	⁵ New Orleans, La.	L	6-9	4/10/2016	Reckling Park	W	3-0	4/6/1988	Cameron Field	L	4-15
3/31/2006	New Orleans, La.	W	3-1	5/18/2017	Birmingham	W	12-4	2/24/1994	Las Vegas, Nev.	W	2-1
4/1/2006	New Orleans, La.	W	3-2	5/19/2017	Birmingham	W	26-17	2/27/1994	Las Vegas, Nev.	L	5-6
4/2/2006	New Orleans, La.	W	9-2	5/20/2017	Birmingham	L	4-9 (8)	3/14/1997	Las Vegas, Nev.	L	0-1 (11)
5/11/2007	Reckling Park	W	8-0	5/11/2018	Reckling Park	W	8-5	3/15/1997	Las Vegas, Nev.	W	20-12
5/12/2007	Reckling Park	W	8-3	5/12/2018	Reckling Park	L	3-5	3/16/1997	Las Vegas, Nev.	L	8-15
5/13/2007	Reckling Park	W	7-4	5/13/2018	Reckling Park	W	6-3	4/26/1997	Cameron Field	W	13-0
5/15/2008	New Orleans, La.	W	6-0	5/7/2021	Birmingham	W	6-1	4/16/1997	Cameron Field	W	12-2
5/16/2008	New Orleans, La.	W	6-2	5/8/2021	Birmingham	L	1-2 (7)	3/20/1998	Las Vegas, Nev.	W	12-6
5/16/2008	New Orleans, La.	W	8-4	5/8/2021	Birmingham	W	7-0 (7)	3/21/1998	Las Vegas, Nev.	W	5-3
4/3/2009	Reckling Park	W	11-3	5/9/2021	Birmingham	W	10-5	3/22/1998	Las Vegas, Nev.	L	1-12
4/4/2009	Reckling Park	W	12-7	3/18/2022	Reckling Park	W	8-7	4/24/1998	Cameron Field	W	10-5
4/5/2009	Reckling Park	W	7-4	3/19/2022	Reckling Park	L	6-10	4/25/1998	Cameron Field	W	16-2
4/9/2010	New Orleans, La.	L	5-6	3/20/2022	Reckling Park	L	8-9	4/25/1998	Cameron Field	W	10-4
4/10/2010	New Orleans, La.	W	11-8	3/17/2023	Birmingham	W	8-1	3/26/1999	Cameron Field	W	11-6
4/11/2010	New Orleans, La.	W	19-1 (7)	3/18/2023	Birmingham	W	2-1	3/27/1999	Cameron Field	L	6-9
4/15/2011	Reckling Park	W	3-1	3/19/2023	Birmingham	W	3-1 (10)	3/28/1999	Cameron Field	W	16-5
4/16/2011	Reckling Park	L	4-7	4/12/2024	Reckling Park	W	4-2	5/20/1999	² Fresno, Calif.	W	9-6
4/17/2011	Reckling Park	W	11-1 (7)	4/13/2024	Reckling Park	W	4-3 (15)	USC (4-0)			
4/5/2012	New Orleans, La.	W	5-4	4/14/2024	Reckling Park	L	3-4	3/5/2005	Round Rock	W	12-1
4/6/2012	New Orleans, La.	L	2-7	5/22/2024	⁷ Clearwater, Fla.	W	9-0	2/25/2011	Reckling Park	W	10-7
4/7/2012	New Orleans, La.	W	5-0	UC-Irvine (0-6)				2/26/2011	Reckling Park	W	6-5
3/28/2013	Reckling Park	W	4-2	2/22/2019	Reckling Park	L	5-11	2/27/2011	Reckling Park	W	3-2
3/29/2013	Reckling Park	W	6-3	2/23/2019	Reckling Park	L	0-7	UT-Arlington (9-0)			
3/30/2013	Reckling Park	L	7-7	2/24/2019	Reckling Park	L	4-11	2/11/1984	Cameron Field	W	5-1
4/11/2014	New Orleans, La.	W	4-3	2/21/2020	Irvine, Calif.	L	1-10	2/11/1984	Cameron Field	W	1-0
4/12/2014	New Orleans, La.	W	2-1	2/22/2020	Irvine, Calif.	L	1-2	2/12/1984	Cameron Field	W	15-8
4/13/2014	New Orleans, La.	W	11-7	2/23/2020	Irvine, Calif.	L	4-9	2/28/1987	Cameron Field	W	11-4
3/22/2024	Reckling Park	L	7-14 (11)	UCF (25-10)				2/28/1987	Cameron Field	W	10-7
3/23/2024	Reckling Park	L	1-10	3/8/1996	Cameron Field	W	6-5	5/25/2001	⁴ Reckling Park	W	11-4
3/24/2024	Reckling Park	W	4-2	2/25/1998	Cameron Field	L	3-4	5/27/2001	⁴ Reckling Park	W	14-2
UAB (40-18)				1/31/1999	Kissimmee, Fla.	W	8-1	2/24/2002	Reckling Park	W	8-4
4/7/2006	Reckling Park	W	2-1	2/18/2001	Reckling Park	W	5-1	2/23/2003	Reckling Park	W	1-0 (10)
4/8/2006	Reckling Park	W	8-7	4/28/2006	Orlando, Fla.	W	2-0	Utah (6-1)			
4/9/2006	Reckling Park	W	7-3	4/29/2006	Orlando, Fla.	W	2-1	5/15/1997	² San Diego, Calif.	W	5-4
5/24/2006	³ Reckling Park	W	9-3	4/30/2006	Orlando, Fla.	W	6-3	4/17/1998	Salt Lake City, Utah	W	20-7
4/27/2007	Birmingham	W	8-2	4/20/2007	Reckling Park	W	10-1	4/18/1998	Salt Lake City, Utah	W	16-5
4/28/2007	Birmingham	W	7-1	4/21/2007	Reckling Park	W	4-2	4/19/1998	Salt Lake City, Utah	W	11-8
4/29/2007	Birmingham	W	6-3	4/22/2007	Reckling Park	W	8-0	3/19/1999	Salt Lake City, Utah	W	12-1
4/11/2008	Reckling Park	W	13-11	5/23/2007	³ Greenville, N.C.	W	16-6	3/20/1999	Salt Lake City, Utah	L	8-9 (10)
4/12/2008	Reckling Park	W	11-4	4/25/2008	Orlando, Fla.	L	2-4	3/21/1999	Salt Lake City, Utah	W	5-2
4/13/2008	Reckling Park	W	12-8 (10)	4/26/2008	Orlando, Fla.	W	4-3	UTRGV (29-29-1)			
5/21/2008	³ New Orleans, La.	L	2-8	4/27/2008	Orlando, Fla.	W	7-6	4/11/1996	Rice Baseball Field	W	7-0
5/14/2009	Birmingham	L	5-7	5/8/2009	Reckling Park	L	0-5	4/12/1996	Rice Baseball Field	L	1-4
5/15/2009	Birmingham	W	10-6	5/9/2009	Reckling Park	W	10-2	3/3/1967	Rice Baseball Field	W	5-4
5/16/2009	Birmingham	L	12-15	5/10/2009	Reckling Park	W	8-7	3/4/1967	Rice Baseball Field	W	6-1
5/21/2009	³ Hattiesburg, Miss.	W	8-1	4/16/2010	Orlando, Fla.	W	9-2	3/24/1969	Rice Baseball Field	L	2-18
5/20/2010	Reckling Park	W	5-2	4/17/2010	Orlando, Fla.	L	4-6	3/25/1969	Rice Baseball Field	W	13-1
5/21/2010	Reckling Park	W	9-2	4/18/2010	Orlando, Fla.	W	13-8	3/9/1970	Edinburg	L	6-8
5/22/2010	Reckling Park	L	5-8	3/25/2011	Reckling Park	L	2-7				
4/22/2011	Birmingham	W	9-5	3/26/2011	Reckling Park	W	6-2				
4/23/2011	Birmingham	L	2-7	3/27/2011	Reckling Park	L	4-5				
4/23/2011	Birmingham	L	7-8 (12)	5/27/2011	³ Pearl, Miss.	W	4-2				

Records & History

3/10/1970	Edinburg	L	0-8	4/18/2015	Reckling Park	W	8-2	2/27/2005	Reckling Park	W	8-4
3/10/1970	Edinburg	L	3-5	4/19/2015	Reckling Park	L	1-7	3/8/2008	Reckling Park	W	12-11
4/1/1971	Edinburg	L	0-3	3/18/2016	San Antonio	W	9-4	Western Illinois (0-1)			
4/3/1971	Edinburg	L	0-1	3/19/2016	San Antonio	L	1-6	3/25/1964	Fort Hood, Texas	L	1-8
2/28/1972	Rice Baseball Field	W	5-2	3/20/2016	San Antonio	W	1-0	Westmont College (1-1)			
2/28/1972	Rice Baseball Field	W	5-4	4/28/2017	Reckling Park	L	6-10	2/22/1989	Cameron Field	W	9-7
2/23/1976	Rice Baseball Field	W	4-0	4/29/2017	Reckling Park	W	7-4	2/22/1989	Cameron Field	L	5-6
2/23/1976	Rice Baseball Field	W	4-3	4/30/2017	Reckling Park	W	6-5	Wichita State (2-6)			
2/24/1976	Rice Baseball Field	W	2-0	5/5/2018	San Antonio	W	4-3	3/11/1986	Cameron Field	L	7-8
2/24/1976	Rice Baseball Field	L	0-1	5/5/2018	San Antonio	W	8-3	3/12/1986	Cameron Field	L	1-4
2/20/1977	Rice Baseball Field	W	1-0	5/6/2018	San Antonio	L	0-7	5/26/1996	⁴ Wichita, Kan.	L	6-16
2/20/1977	Rice Baseball Field	W	9-1	3/22/2019	Reckling Park	L	2-4	5/31/2003	⁴ Reckling Park	W	10-1
3/18/1977	Edinburg	L	2-8	3/23/2019	Reckling Park	L	3-9	6/1/2003	⁴ Reckling Park	W	5-2
4/6/1978	Edinburg	W	6-4	3/24/2019	Reckling Park	W	8-6	3/28/2024	Wichita, Kan.	L	5-7
4/7/1978	Edinburg	L	0-1	3/26/2021	Reckling Park	L	4-16 (7)	3/29/2024	Wichita, Kan.	L	3-10
4/8/1978	Edinburg	L	2-3	3/27/2021	Reckling Park	W	10-8 (7)	3/30/2024	Wichita, Kan.	L	3-15 (7)
4/5/1979	Edinburg	W	2-0	3/27/2021	Reckling Park	L	1-4 (7)	Winthrop (4-0)			
4/6/1979	Edinburg	L	0-1	3/28/2021	Reckling Park	L	3-11	3/14/2008	Reckling Park	W	10-4
4/7/1979	Edinburg	L	3-4	4/23/2021	San Antonio	W	8-6	3/15/2008	Reckling Park	W	12-2
3/6/1980	Edinburg	W	3-0 (7)	4/24/2021	San Antonio	W	5-4 (7)	3/16/2008	Reckling Park	W	10-6
3/7/1980	Edinburg	W	3-1 (7)	4/24/2021	San Antonio	L	6-12 (7)	3/17/2008	Reckling Park	W	9-1
4/21/1980	Cameron Field	L	3-4	4/25/2021	San Antonio	L	4-12	Wyoming (3-1)			
4/21/1980	Cameron Field	L	1-5	4/15/2022	Reckling Park	L	2-9	3/5/1995	Cameron Field	W	14-2
3/5/1981	Edinburg	L	4-6	4/16/2022	Reckling Park	L	4-15	3/8/1995	Cameron Field	W	17-5
3/6/1981	Edinburg	L	5-7	4/17/2022	Reckling Park	W	16-7	3/8/1995	Cameron Field	L	4-8
3/7/1981	Edinburg	W	6-1	3/24/2023	Reckling Park	L	3-4 (11)	3/9/1995	Cameron Field	W	5-0
4/21/1981	Cameron Field	W	3-0	3/25/2023	Reckling Park	W	13-8	WKU (18-11)			
4/21/1981	Cameron Field	L	4-5	3/26/2023	Reckling Park	L	5-6	3/11/1988	Cameron Field	W	8-2
2/27/1982	Cameron Field	L	0-4	5/5/2023	San Antonio	L	7-9	3/12/1988	Cameron Field	W	14-11
2/27/1982	Cameron Field	W	8-0	5/6/2023	San Antonio	L	8-10	3/9/1989	Cameron Field	W	8-7
3/5/1982	Edinburg	L	4-6	5/7/2023	San Antonio	L	6-11	3/10/1989	Cameron Field	W	3-1
2/27/1983	Cameron Field	T	1-1	4/26/2024	Reckling Park	W	9-8 (10)	3/11/1989	Cameron Field	W	6-4
2/27/1983	Cameron Field	W	2-0	4/27/2024	Reckling Park	W	9-3	3/9/1990	Cameron Field	L	0-3
2/6/1987	Cameron Field	W	11-7	4/28/2024	Reckling Park	L	2-4	3/10/1990	Cameron Field	L	1-2
2/7/1987	Cameron Field	W	12-11	Vanderbilt (2-1)				3/3/1995	Cameron Field	W	7-6
2/7/1987	Cameron Field	W	7-2	3/6/1990	Cameron Field	W	4-3	4/24/2015	Bowling Green, Ky.	W	11-4
2/23/1990	Cameron Field	L	8-14	3/7/1990	Cameron Field	W	5-0	4/24/2015	Bowling Green, Ky.	W	3-2
2/24/1990	Cameron Field	W	16-1	2/9/2007	Minute Maid Park	L	3-7	4/26/2015	Bowling Green, Ky.	W	3-2
5/3/1990	Edinburg	L	6-7 (8)	Virginia (0-2)				4/15/2016	Reckling Park	W	9-3
5/3/1990	Edinburg	L	0-9	2/13/1998	Cameron Field	L	2-3	4/16/2016	Reckling Park	W	3-2
5/4/1990	Edinburg	L	2-6	2/18/2018	Orlando, Fla.	L	0-3	4/16/2016	Reckling Park	W	5-2
5/4/1990	Edinburg	L	1-5	Wake Forest (4-1)				4/21/2017	Bowling Green, Ky.	W	8-4
2/2/1991	Edinburg	L	4-8	2/21/1998	Cameron Field	W	2-0	4/22/2017	Bowling Green, Ky.	W	13-2
2/3/1991	Edinburg	W	7-6	1/30/2000	Lake Buena Vista, Fla.	L	1-2	4/22/2017	Bowling Green, Ky.	W	10-5
2/3/1991	Edinburg	L	3-6	3/17/2001	Reckling Park	W	3-2	3/23/2018	Reckling Park	W	4-0
2/4/1991	Edinburg	L	5-7	2/15/2002	Reckling Park	W	15-5	3/24/2018	Reckling Park	L	4-5
3/25/1991	Cameron Field	W	12-3	2/20/2004	Reckling Park	W	13-5	3/25/2018	Reckling Park	L	0-4
1/31/1992	Edinburg	W	6-5 (7)	Washington (1-2)				5/3/2019	Bowling Green, Ky.	L	3-6
1/31/1992	Edinburg	W	6-5	5/22/1998	⁴ College Station, Texas	L	11-20	5/3/2019	Bowling Green, Ky.	L	5-9
2/1/1992	Edinburg	L	2-9 (7)	6/2/2002	⁴ Reckling Park	L	6-7	5/5/2019	Bowling Green, Ky.	L	4-6
2/1/1992	Edinburg	W	1-0 (7)	6/2/2002	⁴ Reckling Park	W	14-2	4/29/2022	Reckling Park	L	3-5
3/7/2023	Reckling Park	W	14-3	Washington (St. Louis) (1-1)				4/30/2022	Reckling Park	W	13-8
UTSA (30-21)				Washington & Lee (3-1)				5/1/2022	Reckling Park	W	8-2
3/16/1994	Cameron Field	W	7-1	4/12/1971	Rice Baseball Field	W	3-2	5/12/2023	Bowling Green, Ky.	L	4-5 (10)
5/5/1994	San Antonio	L	1-21	4/12/1971	Rice Baseball Field	W	11-3	5/13/2023	Bowling Green, Ky.	L	2-10
2/23/1996	Cameron Field	W	21-7	4/13/1971	Rice Baseball Field	W	8-2	5/14/2023	Bowling Green, Ky.	L	2-5
4/1/1997	Cameron Field	W	7-3	4/13/1971	Rice Baseball Field	L	5-6	Xavier (1-0)			
2/3/1999	Cameron Field	W	6-2	Washington State (1-0)				5/31/2009	⁴ Reckling Park	W	12-5
2/3/1999	Cameron Field	W	4-0	3/6/2009	Reckling Park	W	2-1	1 Southwest Conference Tournament; 2 WAC			
3/22/2000	Reckling Park	W	10-3	Washington State (1-0)				Tournament; 3 Conference USA Tournament; 4			
3/22/2000	Reckling Park	W	5-4	Western Carolina (3-0)				NCAA Regionals; 5 NCAA Super Regionals; 6 Col-			
2/11/2003	Reckling Park	W	6-4	2/25/2005	Reckling Park	W	9-1	lege World Series; 7 American Athletic Conference			
2/13/2007	Reckling Park	W	4-3					Tournament			
3/20/2012	Reckling Park	W	9-1								
3/20/2013	Reckling Park	W	11-5								
5/9/2014	San Antonio	L	2-4								
5/10/2014	San Antonio	W	11-3								
5/11/2014	San Antonio	W	11-2								
5/25/2014	³ Hattiesburg, Miss.	W	11-5								
4/18/2015	Reckling Park	W	9-8								

Rice Lettermen

A

David Aardsma, 2002-03
Jerry Abernathy, 1957-58
Bob Ables, 1926-27-28
Phil Ables, 1928-29
Mitch Ackal, 1999-2000
Dane Acker, 2018
Fisher Adams, 1922-23-24
Tony Adler, 2000
Tucker Alch, 2024
Charles Aleo, 1930
Dennis Alexander, 1970
Thomas Wayne Alexander, 1971
Donald Earl Allen, 1989-90-91-92
Danny Allnoch, 1928-29 (capt.)
Willy Amador, 2015-16-17-18
Boogie Anagnostou, 2010
Aric Anderson, 2024
Matt Anderson, 1995-96-97
Michael Aquino, 2011-12-13-14
Billy P. Arhos, 1955-56-57
Eric Arnold, 1999-2000-01-02
Harry Sinclair Arthur, 1937-38-39
Donald Aslaksen, 1992-93-94
Rex Graham Aten, 1914
Jesse Atkins, 1936
Charles Harold Atkinson, 1917-18
Frank Austin, 1930
Luis Aviles, 2018
Frank Azzarello, Jr., 1931-32

B

Charles E. Bailey, 1944-45
Jacob Baker, 1996-97-98-99
Josh Baker, 2003-04
Kenneth Wayne Baldwin, 1977-78-79
Roy Barnes, 1927-28-29
Quentin Barrow, 1941-42
Stephen Joseph Barta, 1975
Philip Barzilla, 2000-01
Jeremy Bates, 1997-98
Kenny Baugh, 1998-99-2000-01
R. Doyle Beard, 1950-51-52
Aaron Beaulaurier, 2019-20
Nathan Becker, 2021-22-23-24
Beissner, 1929
Eric Benitez, 2020
Bobby Bell, 2005-06, 2008
Hugh Leroy Bell, 1917-18-19
Jack Ben-Shoshan, 2022-23-24
Andrew Benak, 2009, 2011-12
Justin Berg, 1996-97-98-99
Lance Berkman, 1995-96-97
Ryan Berry, 2007-08-09
Woodrow Lynn Berry, 1965-66-67
Stephen Bess, 1996-97-98-99
Wilson Torey Betts, 1914
Jason Bigelow, 1999
Kenneth Noble Bigham, 1984
Brent Binder, 1991-92-93
Charles W. Bishop, 1946-47-48-49
Jeff Blackinton, 2001-02-03
Steven Brake Blackshear, 1984-85-86
Jason Blackwell, 1996
Jackson Blank, 2024
Dan Edgar Bloxsom, 1924-25-26
George Bloxsom, 1927-28
Leslie William Blume, 1960-61-62
Richard Allen Blume, 1964-65

Jay Bluthardt, 1982-83
Bobitt, 1928
Fred Charles Boettcher, 1922-23-24
Walter Bolton, 1941 (mgr.)
Chris Boni, 1992-93-94-95
Jesse LaFayette Bonner, 1917
Kel Bordwine, 2018-19-20
Brian Bormaster, 2001
Borschow, 1927
Bryan Robert Boyne, 1972-74-75
Chester Eaves Bradley, 1922
Max Bradley, 1917
Bobby Bramhall, 2005-06-07
Carmen Brandon, 1936
William Brandon, 1936
Jeff Brannen, 1993-94
Khevin Brewer, 2016, 2018-19
James E. Briggs, 1956-57
James H. Brock, 1958-59-60
Sean Broderick, 1986-87-88-89
Blake Brogdon, 2019-20-21-22-23
Donald Louis Brogna, 1969-70-71-72
David Brooks, 1993-94-95
Allen Brown, 1993-94-95-96
A. Hunter Brown, 2001-02
G. Hunter Brown, 1998-99
Tom Brown, 1969
Daniel Ray Bruffy, Jr., 1990
Bob Brumley, 1940-41
Bobby Bryan, 2000-01-02
Dane Bubela, 2002-03
Greg Buchanan, 2005-06
Douglas Alden Bucholz, 1930
Vince Buckley, 1943, 1947
Steve Buckley, 1975-76-77
Jess Buenger, 2007-08-09
Chris Buley, 1988-89
Austin Bulman, 2020-21
Simon Milford Bunn, 1959
Thomas Burbank, 2022
Randy Burchfield, 1970-71
Caleb Burgess, 2020
Steve Burgess, 1989-90-91-92
Bob Burnell, 1976-77-78-79
Bobby Burns, 1956-57-58
Frederick Clifford Burns, 1957-58-59
Lawrence Oris Butler, 1917
John Buvens, 1942
Leon Byrd, 2013-14-15
Tim Byrdak, 1994

C

Cramer Clarke Cabaness, 1914-15
Earle Caine, 1914
Robert Bruce Callender, 1944
Greg Campbell, 1988-89
Matt Canterino, 2017-18-19
Jim Carroll, 1930
Frank Carswell, 1939-40-41 (capt.)
Lindsay E. Cary, 1947-48
Joseph Cathey, 1995-96-97
Matt Cavanaugh, 2003-04
Frank A. Cebello, Jr., 1978-79
John Cegelski, 1985-86
Herbert F. Chabysek, Jr., 1954-55-56
Cooper Chandler, 2022
Richard Olney Chandler, 1915-16-17
Ryan Chandler, 2015-16-17-18
J.T. Chargois, 2010-11-12

Craig Charlton, 1989-90-91
Norm Charlton, 1982-83-84
Hollis D. Chatham, 1951
Jason Choate, 1992-93
John H. Churchill, 1949-50
Cristian Cienfuegos, 2020-21-22-23
Tony Cingrani, 2010-11
Marcus Rand Clark, 1975
Wallace Clyce, 1915-16 (capt.)
Bartlett E. Coan, 1915
Walter Leslie Coleman, 1922
Carlo Collura, 1942
O.L. Colley, 1942
Justin Collins, 2018-19-20
Brayden Combs, 2020
Patrick Dennis Combs, 1986
Braden Comeaux, 2018-19-20
Jimmy Comerota, 2007-08-09-10
Jack Conlon, 2020
Ben Content, 2019
Ralph Andrew Cooley, 1976-77
Jamie Cook, 1990-91
Keenan Cook, 2011-12-13-14
Daniel Cooper, 2006
Mike Cooper, 1988-89
Eric Correa, 2024
Billy Costa, 1967-68-69
Don Costa, 1953
Phil Costa, 1941-46-47
Phil Costa, Jr., 1974-75
Bryce Cox, 2005-06
Dominic Cox, 2018-19-20
LaVon Cox, 1953-54
LaDon Cox, 1953-54-55
Paul Creegan, 1946
Bubba Crosby, 1996-97-98
Craig Crow, 2006
Justin Crowder, 2002
Antonio Cruz, 2019-20-21
Enrique Cruz, 2001-02-03
Jose L. Cruz Jr., 1993-94-95
Trei Cruz, 2018-19-20
Brendan Cumming, 2024
Robert Emmett Cummings, 1914
Matt Cunningham, 2001
Zane Curry, 1998-99

D

Lawrence DaCamara, 1927-28-29
Shirley DaCamara, 1926-27
Austin Davis, 2001-02-03-04
George Courtney Davis, 1969-70-71
Dana Davis, 1993-94-95-96
Micah Davis, 2021-22
Parke Davis II, 1951-52-53
Walter H. Deakin, Jr., 1950-51-52
Nick DeBiasse, 2008
Eddie Degerman, 2004-05-06
Robert deLeeuw, 1977-78
Alex DeLeon, 2020-21
Brandon Deskins, 2019-20-21
Jacob Devenny, 2023-24
David J. Devine, 1950-51-52
David J. Devine, Jr., 1978-79
Patrick Devine, 1980-81-82
Dominic DiCaprio, 2016-17-18-19
Antonio DiGesualdo, 1989-90-91-92
Paul Dishman, 1986-87
Bob Dickinson, 1930

Frank Dishongh, 1979-80-81
Matt Ditman, 2013-14-15
Virgin Dixon, 1931-32
Jordan Dodson, 2005-06-07-08
Bill Don Donaldson, 1959-60-61
Brooks Donner, 1992-93
Paul Doyle, 1993-94-95-96
Ronald L. Dreyer, 1961
W.E. Dryden, 1944
Harry Duffey, 1991-92
Tyler Duffey, 2010-11-12
Trey Duffield, 2023-24
Ben Dukes, 2021-22-23-24
Rodrigo Duluc, 2018-19-20
Allen Keton Dunkerly, 1922
Andrew Dunlap, 2016-17-18-19
Justin Dunlap, 2019-20-21
Jon Duplantier, 2014, 2016
Lyndon Duplessis, 2004-05-06
Raymond Dupree, 1936
Greg Duran, 1990-91
Clinton Henry Dutton, 1922-23
Eddie Dyer, 1921-22-23 (capt.)

E

Rochester R. Eaton, Jr., 1936
David Edwards, 1980-81-82-83
Cade Edwards, 2019-20
Roger J. Edwards, 1951
Bobby Eggleston, 1982-83-84-85
Jerome Robert Egstein, 1958-59
John Eierman, 1989-90-91
Virgil Eikenberg, 1943
William Albert Eiland, 1965-66
Bert Emanuel, 1992-93
Matt Emerson, 2003
James Ray Emmons, 1975-77
Henry G. Enck, 1930-31-32
Tim Englund, 1983-84
Zach Esquivel, 2016-17-18-19
Skyler Ewing, 2012-13-14
David Evans, 1981-83-84-85
Matt Evers, 2008-09-10

F

Jeremy Fant, 2010-11, 2013
Louis Lee Farr, 1914
Mark Farrar, 1981-82
Anthony Fazio, 2010-11
Robert R. Feldman, 1945-46
Leroy Fenstemaker, 1953-56
Paul Franklin Ferguson, Jr., 1979
Chad Feris, 1994-95
Chris Feris, 1988-89-90-91
Robert Fernandez, 2024
John I. Finch, 1949-50
Lewis Dallam Fisher, 1925-26
Billy Fleming, 1969
Will Fletcher, 1994-95-96
Richard R. Floyd, 1953-54-55
James H. Foerster, 1953-56
Kenny Ford, 2006
Will Ford, 1996-97-99
Josh Forester, 2004
Kyle Forrest, 2006
Floyd Festus Fouts, 1916
Blake Fox, 2013-14-15-16
Curtis Fox, 1982-83-84-85
Edward Fox, 1926

Rice Lettermen

Jim Fox, 1960-61-62
John J. Fox, 1936-37
Matt Fox, 1998-99-2000-01
Mike Fox, 1982-83-84-85
Bryan Foxx, 1982-83-84-85
Johnnie Frankie, 1936-37
Brandt Frazier, 2016
Brian Friday, 2005-06-07
Steve Fry, 1975-76-77-78
Bill Frazier, 1953
Brandt Frazier, 2017-18-19
Michael Fuda, 09-10-11-12
Brandon Fuller, 1996
Glen Fuller, 1948-49
Dick Fuqua, 1968-69-70
Herbert Furman, 1929

G

Reed Gallant, 2021-22-23-24
Pierce Gallo, 2022-23-24
Roel Garcia, 2017-18-20-21
Taji Garcia, 1989-90-91
Guy Garibay Jr., 2021-22-23
Oliver Garnett, 1913-15
Manny Garza, 2022-23-24
Jared Gayhart, 2007-08
Garrett Gayle, 2017-18-19
Josh Geer, 2005
Bubba Gentry, 2001-02
Frank Gerlack, 1921
Ben Gerland, 1939-40-41
Gus Geyer, 1930-31
Phillip Ghutzman, 2000-01
Todd Gibson, 1988-89
Vernon Glass, 1949-50-51
Kennedy Glasscock, 1990-91-92-93
Bradley Gneiting, 2017-18-19-20
William L. Golibart, 1950-51-52
Abe Gonzales, 2008-09-10-11
Jonathan Gonzalez, 2000-01
Osiris Gonzalez, 1998
Daniel Gonzales-Luna, 2009-10-11-12
Placido Gomez, 1941
James Buford Goodwin, 1916
Dan Wallace Goyen, Jr., 1977-80
Michael Grace, 1986-87-88-89
Eric Graff, 1985-86-87
Ian Graham, 1995
Richard Grant, 1927-28
Jason Gray, 1999-2000
Tristan Gray, 2015-16-17
Albert John Grazioli, Jr., 1976
Drake Greenwood, 2019-20-21
Lee Hardy Gripon, 1916
William V. Grisham, 1944
Steve Grossman, 1976-77-78
Kyle Gunderson, 2004-05-06-07
Bobby Gunn, 1946, 1950
Marc Gwyn, 1997-98-99-2000

H

Richard Hairston, 1986-87
Rick Hague, 2008-09-10
Adam Hale, 2004-05
John Hale, 2008
Billy Hale, 1962-63-64
William Hall, 1924-25-26 (capt.)
Patrick Hallmark, 1995
Darrel Halloran, 1968-71 (capt.)

Derek Hamilton, 2011
Tyler Hamilton, 2023-24
Lee Hammett, 1931
Cullen Hannigan, 2020-21-22-23
Larry Hardy, 1975-76-77
Kenner Harlan, 1920-21-22
Fritz Hart, 1930
Raymond Hart, 1930-31
Alvin Hartman, 1960-61
Zack Harwood, 2008-09
John Hathorn, 1915-16-17-18
Mark Haynes, 2008-09-10
Jeff Hays, 1975-76-77-78
Gilbert Heidler, 1937-38-39
Howard Heigel, 1939-40
John Helton, 1938-39
Bruce Henley, 1972-73
Tyler Henley, 2005-06-07
Ron Hensen, 1966-67
Daniel Hernandez, 2020
Adam Herndon, 1994-95-96-97
Steven Herce, 2000-01-02-03
Thomas Heywood, 1917-20 (capt.)
Milton Scott Heywood, 1920-21-22
Jim Hicks, 1995
Davion Hickson, 2024
Robert Hill, 1925
Jon Hillis, 1993
David Hilton, 1969-70
David Hinrichs, 1983-84
Stan Hinson, 1977-78
Sean Hirsch, 2003-04
Charles Hodge, 1975-76
Kevin Hodge, 1998
Leland Allen Hodges, 1917-18
Derek Hoelscher, 1982-83-84-85
Shane Hoelscher, 2011-12-13-14
Michael Holder, 1965-67
Steve Holder, 1970-71
Tim Holder, 1974-75-76
Drew Holderbach, 2023
Hugo Hollas, 1966-67-68
Damon Hollingsworth, 1946
Brock Holt, 2009
Ed Holub, 1985-86
David Hooten, 1966-67
Thomas Hopkins III, 1944, 1949
Mike Horn, 1979-80-81-82
David Houser, 1976
Rob Howard, 1988-89-90-91
Johnny Hoyle, 2020-21
Scott Huffman, 2001
Hal Hughes, 2021
James Hughes, 1921-24 (capt.)
Philip Humber, 2002-03-04
Henry Hurley, Jr., 1936-37-38
Robert M. Hutchinson, 1944

I

Nick Iovacchini, 1998-99
Johnny Ray Isgitt, Jr., 1979-80

J

Thomas Hardy Jackson, 1917
Billy Jacobson, 2001
John Joseph Jacobson, 1972-73
L.J. Jammett, 1932
Ernest Anton Janik, Jr., 1974-75
Paul Janish, 2002-03-04

Kendal Jefferies, 2016-17-18-19
Alfred F. Jockec, 1953-54
Gavin Johnson, 2016
Henry Claude Johnson, 1979-82
Kevin Johnson, 1992
Max Johnson, 2023-24
Ronald Baxter Johnson, 1991-92-93-94
Scott Johnson, 1981-82-83-84
Chris Jones, 1988-89-90-91
E.R. Jones, 1932
Ralph Jones, 1930-31
Jeff Jorgensen, 2003
Kevin Joseph, 1995-96-97
George Journeay, 1914-15
Russell Judd, 1964

K

Kemper Kaiser, 1939-40-41
Andrew Kane, 2020
Sheldon Kaufman, 1970-71-72
John Kaye, 2000
Cecil Keith, 1930 (capt.)
Chris Kelley, 2007-08
Mike Kelley, 1938
Richard Kelley, 1980-81
Don Kennedy, 1941
Robert Kennedy, 1950-51
Randy Kerbow, 1961-62-63
James Edward King, 1963-64
Reginal Augustus Kinnear, 1922
Donald Ray Kirks, 1962-63-64
Chester Klaerner, 1931-32
Rob Kligman, 1997
"Heavy" Knippel, 1928
Jay Knoblauch, 1985-86-87-88
Melton Koch, 1931-32
Chris Kolkhorst, 2002-03-04
Kent Koppa, 1984-85
Hunter Kopycynski, 2013-14-15-16
Brad Kottman, 2012
Evan Kravetz, 2016-17-18-19
Richard Kristinik, 1959-60-61
Paul Kupce, 1952 (mgr.)
Jesse Kurtz-Nicholl, 1996-97-98-99
Austin Kubitzka, 2011-12-13
Lee Jason Kushner, 1990-91

L

Robert Lloyd Lamb, 1924
Randy Joe Lambrecht, 1974-75-76
Robbie Lammons, 2017
Matt Langwell, 2007-08
Jacques Landry, 1995-96
Tyler LaRue, 2020
Josh Larzabal, 2018, 2020
Tom Lasater, 1972
Ernie Laurence, 1938-39
Kenneth Lee, 1930-31-32 (capt.)
Richard Leeder, Jr., 1950-51
Robert L. Leggett, 1952-53-54
Danny Lehmann, 2005-06-07
Donald Leigh, 1940-41-42
Chad Lembeck, 2006-07
Zech Lemond, 2012-13-14
James Allen Levering, 1966-67-68
A.W. Lewis, 1931
Blair Lewis, 2018-19
Donald Grady Lewis, 1977-78-79-80

Grayson Lewis, 2015-16
Ryan Lewis, 2009, 2011-12
Matthew Linskey, 2021-22-23
Bobby Lively, 1959-60-61
Jim Locke, 1923-24-25
Harris Lodge, 1936
Scott Lonergan, 2007
Justin Long, 2021-22-23
Don Brooks Longcope, 1963-64
Ralph Dunning Longly, 1915-16
Matt Lorenz, 1995-96-97
Mike Lorsbach, 2001-02
John E. Ludwig, 1955-56
Lucas Luetge, 2008
Mark Edward Luetge, 1980-81
John Lukin, 1999-2000
Aaron Luna, 2006-07-08

M

Anthony Macaluso, 1946-48
Mike Macha, 1974-75-76
Mark Machalec, 1981-82-83-84
James Madrid, 1992-93-94
Arthur Eugene Maguire, 1972
Mike Majors, 1989-1990
Tom Malek, 1985-86-87
Frankie B. Mandola, 1967-68-69
Craig Manuel, 2009-10-11-12
Anthony Richard Maresca, 1971
H.D. Marsters, 1952
Nick Martin, 2001
A.J. Martinkue, 1932
Connor Mason, 2013
Colin Mathney, 2003-04
Ben Mathews, 1985-86-87-88
Ryan Mathews, 1997
Harold Mathewson, 1919-20-21
Allen Matthews, 1985-86-87
Caleb Matthews, 2022
Michael Maxwell, 1977-78-79
Sam May, 1936
Gordon Disney Mayo, 1914
Jackson Mayo, 2024
John McAfee, 1992
Kevin McCanna, 2013-14-15
Ryan McCarthy, 2013-14-15
John McCauley, 1936
Brooks McClain, 1993-94
Morris McClelland, 1961-62-63
JD McCracken, 2023-24
Will McDaniel, 2005-06-07-08
Jason McDonald, 1998
John McDonald, 1942-43
Kyte McDonald, 2024
Chase McDowell, 2010-11-12-13-14
Tim McDowell, 1987
George McElree, 1945 (mgr.)
John William McFarland, 1959-60-61
Rob McGarr, 1989
Mike McGee, 1978-79-80-81
Frank McKeown, 1962-63
Tim McLaughlin, 1994-95-96-97
Holt McNair, 2010-11-12-13-14
Floyd Mechler, 1937-38-39
Palmer Melton, 1922-23-24
Jake Melvin, 2024
Derek Michaelis, 1998-99-2000
Jimmy Michalek, 1978-79-80
Carl Mikeska, 1982-83-84-85
Shawn Mikeska, 1985-86
Jim Miller, 1991-92-93-94

Rice Lettermen

Alexander Mitchell, 1957-58-59
Ed Mitchell, 1939
Robert E. Miville, 1946 (mgr.)
Matt Moake, 2004-05
Alvin S. Moody, 1932
Paul Moomaw, 1986
W.C. Moore, 1939
George Oliver Morgan, 1924
Worster Miles Morgan, 1937
W.O. Morgan, 1930
Adam Morris, 2004-05
Addison Moss, 2017-18-19
Tobias Motley, 2024
Robert C. Moy, 1959-60
Chad Mozingo, 2008-09-10
Mackenzie Mueller, 2017
Bobby Muraro, 1997
C. Edwin Murphey, 1944-45
Andrew Murphy, 2012-13-14
Rodney Bruce Murray, 1957-58-59
Dane Myers, 2015-16
Derek Myers, 2005-06-07-08

N

Gerald Wayne Naccarato, 1971-72
Marcus Nalepa, 1992-93
Paul Nash, 1926
Paul Edward Nash, 1918-20 (capt.)
Anthony L. Navarro, 1955
Franklin Navarro, 1942
Charles E. Nelson, 1948-49
Spencer Nemer, 1998-99
Joe C. Newbill, 1948-50
Jeff Nichols, 1997-98-99-2001
John Nicholson, 1965-66-67
Jeff Niemann, 2002-03-04
Isamu Nigro, 2000-01
John Nisbet, 1953
Robert James Nitsche, 1965-66
Grover C. Noonan, 1944-47
Ted Nowak, 1971-72-73-74

O

John Ofield, 1983-84
Todd Ogden, 1985-86-87
Jason Ogden, 1990-91-92
Mike Ojala, 2007-08-09-10
Richard O'Keefe, 1978-79-80-81
Shawn Onley, 1996
Austin Orewiler, 2014-15
Nick Orewiler, 2016-17
Parker Osburn, 2018
Glenn Otto, 2015-16-17
Eddie Otwell, 1969-70-71
David Ownby, 1968-69-70 (capt.)

P

J.P. Padron, 2007-08
Billy Ray Palmer, 1965-66-67
Chester Palmer, 1940-41-42
Leonard Parker, 1936
Jackson Parthasarathy, 2016-17-18-19
Mike Patrick, 1985
David Pavlas, 1982-83-84
Truitt Peachy, 1948-50
Tyler Pearson, 2011
Ben-Forrest Perdue, 1958-59
James Pendaris, 1942
Lance Pendleton, 2003-04-05
Garrett Pennington, 2004
Ronnie Peoples, 1981-82-83

Fred Pepper, 1940-41
Mark Perkins, 2022-23-24
Jason Thorpe Perlioni, 1991
Geoff Perrott, 2010-11-12-13
Kurt Pessa, 2005-2006
Dave Peterson, 2009
David Ludlow Pettit, 1969-70-71-72
Michael Steven Pettit, 1971-72-73
Josh Pettitte, 2015
Jared Plank, 2020-21
A.C. Plum, 2019-20
John Plumbley, 1943-47-48
Thomas Lynn Poindexter, 1978-79
John Polasek, 1987-88-89-90
Charles Oscar Pollard, 1924
Louis Pontello, 1936
John Pope, 1988-89
A.J. Porfirio, 2001-02
Robert Lyn Potter, 1971-72-73
James Putnam Potts, 1917
Keltys Powell, 1945-46-47
Richard Preng, 1977-78-79-80
Byran Price, 2006-07-08
Ford Proctor, 2016-17-18
Rex G. Procter, 1949-50-51

Q

Mark Quinn, 1994-95

R

Arthur Rabeau, 1984-85 (mgr.)
Joe Racina, 1989-90-91-92
Lee A. Raesner, 1960-62-63
Krishna Raj, 2023
Karl Ralamb, 2024
Treyton Rank, 2024
Steve Ramharter, 1988, 1990
Allan Ramirez, 1976-77-78-79
Marcos Ramos, 2002
Mario Ramos, 1997-98-99
Jeremy Rathjen, 2009-10-11-12
Michael Ratterree, 2010-11-12-13
Robert Ray, 1925-26
Travis Reagan, 2004-05-06-07
Mathew Reckling, 2009-10-11-12
Tommy Reckling, 1952-53-54
Gerald Douglas Reed, 1967-68-69
John Clay Reeves, 2014-15
Clay Reichenbach, 2004-05
Ernest F. Reininger, 1948-49
John Richard Reitz, 1964-65-66
Anthony Rendon, 2009-10-11
Larry Reneau, 1973-74-75
Scott Rennie, 1995
Roland E. Rentz, 1952
Carl Reynolds, 1954-55-56
Matthew Rheaume, 2024
Bart Francis Rice, 1964-65
Jason Richards, 1996-97-98
D. Richardson, 1932
Darrell Richardson, 1991-92-93
Ryan Rickett, 2020
Jack Riedel, 2022-23-24
Chris Robertson, 1988-89
Merritt Robinson, 1988-89-90
Mike Rochard, 1988-89-90-91
Adam Rodgers, 2004-05
John Rodgers, 1992-93
Josh Rodriguez, 2004-05-06
Mauricio Rodriguez, 2023-24
Jared Rogers, 2009-10

Jordan Rogers, 2008-09
Jesse Roman, 2000-01
Andy Rooker, 1965-66-67
Mark Rooker, 1971-74
Benjamin Rosengard, 2022
Ben Royo, 2023-24
Justin Ruchti, 2002-03
Jonathan Runnels, 2007-08
Chris Russ, 1980-81
Bill Russell, 1968-69
Daniel Russell, 2019
T.N. Russell, 1930-32 (capt.)
Evan Rutter, 2012-13-14

S

William Sadler, 1936
Jake Sahuele, 1938-39
Christian Salazar, 2023-24
Ricardo Salinas, 2015-16-17-18
Xavier Sandoval, 1990-91-92
Mathew Santos, 2020
Chace Sarchet, 2017-18
J.J. Savarino, 1995-96-97-98
Joe Savery, 2005-06-07
Kenneth Schoppe, 1961-62-63
Ben Schragger, 2016-17-18-19
Gene David Schroeder, 1966
Charles John Schuehle, 1937
Kyle Schultz, 1988-89-90
Brent Schwarz, 2016-17-18
K. Scott, 1932
Sam Scott, 2000
W.F. Scruggs, 1943-44
William Wesley Seale, 1936-37-38
Edward Sears, 1936
Diego Seastrunk, 2007-08-09-10
Bert Selman, 1942
Jeff Shaddix, 1995-96
William Sheehan, 1942
Len Shelby, 1970-71-72
Darryn Sheppard, 2017
Robert Sheridan, 1953
Francis J. Shirocky, 1947 (capt.)
Nick Silber, 2017-18
Doug Simmons, 2008-09-10-11
John Simms, 2011-12-13
Shiblee Simuel Simon, 1973-74-75
Jay P. Simpson, 1945
Jerry Sims, 1956-57-58
John Carlton Sims, 1962-63
Vincent Sinisi, 2002-03
Drew Skaggs, 2000-01-02
Jon Skaggs, 1998-99-2000-01
Tommy Smart, 1974-75-76
Aaron Smigelski, 2022-23
Brett Smith, 1999-2000
Brian Smith, 2014
Caleb Smith, 2014
Jonathan Smith, 2000
Parker Smith, 2022-23-24
Paul Smith, 1930
Paul Smith, 2023-24
Austin Solecitto, 2015-16
F.F. Somner, 1947
Ken Sorenson, 1986-87
Randy Louis Spardella, 1975
Tex Spear, 1964-65
Tony Spears, 1991-92
Tommy Speck, 1968-69
Jayme Sperring, 2000
Trey Sperring, 2006

J. Browder Spiller, 1913
Don Spivey, 1982-83
Jerrol Springer, 1958-59-60
Tyler Spurlin, 2010-11-13
Charles S. Squyres, 1932
Cody Staab, 2016-17-18
Ford Stainback, 2012-13-14-15
Norman Stallings, 1958-59
William Standish, 1913-15
Craig Stansberry, 2003
Sam A. Staples, 1956-57
Cole St.Clair, 2005-06-07-08
Jack Steele, 1936
Frank Steen, 1937-38
Robert J. Stegeneier, 1954-55
Jordan Stephens, 2012-13-14-15
John Murry Stephenson, Jr., 1961-62
Douglas Joseph Stevenson, 1922
Harold Stockbridge, 1946-47-48
Garrett Stratton, 2023-24
Ricky Strebeck, 1986-87-88
Christian Stringer, 2012-13
Philip Strohbehn, 1988
Steven Sultzbaugh, 2009-10
Charles Yancey Swartz, 1923-24-25

T

Ryne Tacker, 2005-07
Chad Tatum, 2015-16
Chase Taylor, 2006
Kirby Taylor, 2013-14-15
Mark Taylor, 1993-1994-95-96
Emil D. Tejml, 1955-56-57
William Telschow, 1941
Vernon Temple, 1970-72-73
Peter Terrana, 1997-98-99
F. Terrenella, 1932
Tracy T. Terry, 1973-74
Connor Teykl, 2013-14-15-16
Trevor Teykl, 2014-15
Damon Thames, 1998-99
T. DeWitt Thomas, 1919
Jim Thompson, 1983-84-85
Leonard Thompson, 1948
Joel Ray Tigett, 1962-63-64
Paul Timme, 1959-60
Cliff Tolle, 1927-28-29 (capt.)
Jeff Touse, 1984-85
Wade Townsend, 2002-03-04
Adam Traweek, 2006
William C. Treschwig, 1932
Byron Tribe, 1994
Philip Tribe, 2001-02
William C. Trotter, 1954-55
Chris Tucker, 1985-86-87
Steve Turner, 1987-88-89
Jackson Tyner, 2018-19
Lee Tynes, 1936-37

U

Matt Ueckert, 2003-04
Wash Underwood, 1926-27-28
Ryland Urbanczyk, 2023-24

V

Paul R. Vahldiek, 1948-49
Griff Vance, 1917
Velton Lee Vanderford III, 1979
Glenn Van Dusen, 1944
Tim Vannaman, 1986-87-88
Jerry Van Noy, 1998-99-2000

Rice Lettermen

Jeff Venghaus, 1994-95-96
Tommy Vickers, 1936-37-38
Charles A. Vilbig, 1919
Tom Vincent, 2022-23-24
Ernest Vogt, 1941
Edward Vogt, 1942

W

"Hans" Wagner, 1951-52
Ronnie Waldo, 1964-65-66
Henry Donald Walker, 1922-23
Taylor Wall, 2009-10-11-12
John Wallace, 1936
Donzel Waller, 1936
Connor Walsh, 2021-22-23
John William Waltrip, Jr., 1920
Charlie Warren, 2014-15-16-17
William Alphus Waters, 1921-22-23
Doug Watson, 1978-79-81-82
Chuck Weese, 1986-87-88
Clinton Welch, 1981-82-83
Dustin Wernecke, 2001
Graiden West, 2022-23
Landon West, 2024
Gary Wade West, 1960-61-62
Kelby Weyler, 2018
Claude W. White, 1956-57-58
Ronald White, 1967-68-69 (capt.)
John William Whitesides, 1916
I. Marion Wilford, 1924-25-26
G.E. Wilkin, 1944-45
John Wilkins, 1963-64
Robert S. Willard, 1945-47-48-49
Bob Williams, 1936
Bobby Williams, 1957
Charles Williams, 1997-98-99
Julian Williams, 1932
Matt Williams, 1978-79-80-81
Robert Parks Williams, 1921
John Williamson, 2014-15
Matt Williamson, 1993-94
Mike Wilson, 1992-93-94-95
Steve Wilson, 1975-76-77
Scott Wise, 1968-69-70-71
John Wissinger, 1936-38
Harry Witt, 1936
William W. Witt, 1951-52-53
Arthur Wittman, 1930
John Wolda, 1954-55-56
Dalton wood, 2019-20
Joseph Wood, 1939
William Wood, 1939
Jim Woodruff, 1967
George Woods, 1925-26
Hugh Woolever, 1987-88-89
Clinton H. Wooten, 1913-14-15
Russell Wright, 1985
Travis Wright, 2009
William D. Wright, 1949-50-51
Zach Wright, 2017
Dane Wunderlich, 2014-15-16-17
Joe Wylie, 1952-53-54

Y

James O. Younts, 1932

Z

Garret Zaskoda, 2020-21-22-23
Adam Zornes, 2006-07-08
Joe Zylka, 1971-72-73-74

Honors & Awards

College Baseball Hall of Fame

2012 — Wayne Graham, coach
2015 — Lance Berkman, 1b/of

National Player of the Year

1997 — Lance Berkman, 1b (NCBWA)
1998 — Damon Thames, ss (ABCA)
1999 — Mario Ramos, p (CBI pitcher of the year)
2002 — Philip Humber, p; Vincent Sinisi, 1b (co-freshmen of the year)
2003 — Jeff Niemann, p (CBI.com)
2005 — Joe Savery, p/1b (freshman of the year)
2007 — Ryan Berry, p (freshman pitcher of the year)
2009 — Anthony Rendon, 3b (freshman of the year)
2010 — Anthony Rendon, 3b (ABCA, Baseball America, NCBWA, Rawlings Sporting Goods)

Bob Quin Award

(Presented to the top male student-athlete at Rice University since 1931.)

1970 — Dick Fuqua
1983 — David Edwards
2008 — Cole St. Clair
2014 — Andrew Murphy

Lowe's Senior CLASS Award

2008 — Cole St.Clair, p (nation's outstanding senior student-athlete)

All-America

1932 — Chester Klaener, p
1961 — Richard Kristinik, if (third team)
1973 — Len Shelby, c
1987 — Jay Knoblauch, of
1993 — Jose Cruz Jr., of
1994 — Jose Cruz Jr., of
1995 — Jose Cruz Jr., of; Mark Quinn, 3b-dh
1996 — Lance Berkman, 1b
1997 — Lance Berkman, 1b; Matt Anderson, p; Bubba Crosby, of (second team); Jeff Nichols, p (freshman); Mario Ramos, p (freshman, second team)
1998 — Damon Thames, ss; Bubba Crosby, of; Mario Ramos, p (third team)
1999 — Kenny Baugh, p (third team); Will Ford, of (third team); Jesse Kurtz-Nicholl, p (third team); Mario Ramos, p; Damon Thames, ss
2000 — Kenny Baugh, p (second team); Eric Arnold, ss (third team)
2001 — Kenny Baugh, p (second team)
2002 — Steven Herce, p (third team); Philip Humber, p (second team; freshman, first team); Vincent Sinisi, 1b (second team; freshman, first team)
2003 — Enrique Cruz, 2b (third team); Philip Humber, p (third team); Jeff Niemann, p (first team); Wade Townsend, p (first team)
2004 — Philip Humber, p (first team); Jeff Niemann, p (honorable mention); Wade Townsend, p (first team)
2005 — Joe Savery, util. (second team); Josh Rodriguez, 3b (third team); Bobby Bell, p (freshman); Tyler Henley, of (freshman); Cole St.Clair, p (freshman);
2006 — Eddie Degerman, p (first team); Brian Friday, ss (first team); Cole St.Clair, p (first team); Josh Rodriguez, 3b (third team); Aaron Luna, of (freshman)
2007 — Joe Savery, p (first team); Ryan Berry, p (second team/freshman); Bobby Bramhall, p (second team); Aaron Luna, of (third team); Ryne Tacker, p (third team); Diego Seastrunk (freshman);
2008 — Cole St.Clair, p (third team); Rick Hague

(freshman); Matt Evers (freshman);
2009 — Anthony Rendon, 3b (first team); Ryan Berry, p (first team); Taylor Wall, p (third team freshman);
2010 — Anthony Rendon, 3b (first team); Michael Ratterree, if (freshman)
2011 — Anthony Rendon, dh (second team); Austin Kubitzka, p (freshman first team)
2012 — Matthew Reckling, p (second team); J.T. Chargois, util. (third team)
2013 — Austin Kubitzka, p (third team); Zech Leonard, rp (third team); Blake Fox, rp (freshman)
2014 — Blake Fox, p (first team); Shane Hoelscher (third team)
2015 — John Clay Reeves, dh (third team); Ryan Chandler (freshman)
2016 — Jon Duplantier, p (third team); Ford Proctor (freshman)
2018 — Trei Cruz, inf. (freshman)

CoSIDA Academic All-America

1982 — David Edwards, 1b (third team)
1983 — David Edwards, 1b (third team)
1987 — Ben Matthews, 2b (second team)
1988 — Ben Matthews, 2b (second team)
1991 — Jason Ogden, of (third team)
1999 — Mario Ramos p (third team)
2003 — Jeff Blackinton, c (third team); Vincent Sinisi, 1b (third team); Wade Townsend, p (second team)
2004 — Chris Kolkhorst, of (third team); Wade Townsend, p (first team/academic all-America of the year)
2006 — Eddie Degerman, p (first team)
2007 — Ryne Tacker, p (second team); Brian Friday, ss (third team);

All-College World Series

2003 — Enrique Cruz, 2b; Chris Kolkhorst, of; Jeff Niemann, p
2007 — Diego Seastrunk, 3b;

All-NCAA Regional

1995 (South at Baton Rouge, La.) — Jose Cruz Jr., of; Jacques Landry, 3b; Mark Quinn, dh
1996 (Midwest at Wichita, Kan.) — Lance Berkman, 1b; Jason Richards, 2b; Jeff Venghaus, of; Tim McLaughlin, c
1997 (Central at Lubbock) — Lance Berkman, 1b (most outstanding player); Stephen Bess, p; Bubba Crosby, of; Jason Richards, 2b; Justin Berg, dh
1998 (Central at College Station) — Jason Richards, 2b; Justin Berg, dh
1999 (at Lubbock) — Jacob Baker, 1b; Kenny Baugh, p; Will Ford, of (most outstanding player); Mario Ramos, p; Damon Thames, ss; Charles Williams, of
2000 (at Cougar Field) — Mitch Ackal, of; Kenny Baugh, p; John Lukin, c; Jesse Roman, dh; Brett Smith, 2b
2001 (at Reckling Park) — Eric Arnold, ss; Kenny Baugh, p; Hunter Brown, 3b; Austin Davis, of; Phillip Ghutzman, dh; A.J. Porfirio, of; Jesse Roman, 1b (most outstanding player)
2002 (at Reckling Park) — Eric Arnold, 2b; Hunter Brown, 3b; Justin Crowder, p; Austin Davis, of; Chris Kolkhorst, of; Vincent Sinisi, 1b (most outstanding player)
2003 (at Reckling Park) — Paul Janish, ss; Chris Kolkhorst, of (most outstanding player); Jeff Niemann,



Joe Savery finished his Rice career with a host of honors and awards.

p; Vincent Sinisi, 1b; Craig Stansberry, 3b; Wade Townsend, p
2004 (at Reckling Park) — Adam Hale, of; Travis Reagan, c; Adam Rodgers, 1b
2005 (at Baton Rouge) — Jordan Dodson, 1b; Josh Geer, p; Lance Pendleton, of; Josh Rodriguez, ss; Joe Savery, p
2006 (at Reckling Park) — Eddie Degerman, p (most outstanding player); Jordan Dodson, of; Tyler Henley, of; Josh Rodriguez, 3b; Joe Savery, p/1b
2007 (at Reckling Park) — Joe Savery, p (most outstanding player); Tyler Henley, of; Jared Gayhart, of; Danny Lehmann, c, Matt Langwell, p
2008 (at Reckling Park) — Adam Zornes, c; J.P. Padron, 1b; Jimmy Comerota, 2b; Rick Hague, ss, Chad Mozingo, of
2009 (at Reckling Park) — Taylor Wall, p (most outstanding player); Diego Seastrunk, c; Brock Holt, 2b; Anthony Rendon, 3b; Steven Sultzbaugh, of
2010 (at Austin) — Anthony Rendon, 3b (most outstanding player); Michael Fuda, of; Chad Mozingo, of
2011 (at Reckling Park) — Anthony Rendon, DH
2012 (at Reckling Park) — Austin Kubitzka, p
2013 (at Eugene, Ore.) — Jordan Stephens, p (most outstanding player); Leon Byrd, of; Shane Hoelscher, 3b; Ford Stainback, ss; Christian Stringer, 2b;
2014 (at Reckling Park) — Skyler Ewing, 1b; Shane Hoelscher, 3b;
2015 (at Cougar Field) — Ford Stainback, 2b; Ryan Chandler, of;
2016 (at Baton Rouge, La.) — Grayson Lewis, 2b; Dominic DiCaprio, dh; Hunter Kopycinski, c; Connor Teykl, 3b; Charlie Warren, of; Glenn Otto, p;

All-Conference

SWC
1922 — Eddie Dyer, p; Peg Melton, p
1923 — Peg Melton, p
1925 — George Woods, p

Honors & Awards

1926 — George Woods, p
 1929 — Frank Austin, ss; Danny Allnoch, c
 1930 — Dick Dickinson, cf; Ray Hart, p
 1931 — Ray Hart, p
 1932 — C.F. Klearner, p; E.R. Jones, 1b; K. Scott, 3b
 1936 — Henry Hurley, rf
 1937 — Henry Hurley, rf
 1941 — Kemper Kaiser, 1b; Fred Barrow, c
 1943 — Virgil Eikenberg, 2b
 1944 — Bill Scruggs, 2b; Bill Wilkin, rf; Woodrow Dryden, c
 1945 — Ed Murphrey, p; Robert Willard, c; Bill Scruggs, if (util.); Robert Feldman, of (util.)
 1946 — Keltys Powell, 1b; Bill Bishop, p
 1947 — Keltys Powell, 1b
 1952 — Dave Devine, 1b
 1956 — John Wolda, p; Jerry Sims, c; Carl Reynolds, 1b
 1957 — Jerry Sims, c
 1958 — Jerry Abernathy, p; Jerry Sims, c; Lynwood Stallings, ss; Claude White, rf
 1959 — Paul Timme, p; Richard Kristinik, 3b; Lynwood Stallings, ss
 1960 — Richard Kristinik, 3b
 1961 — Jim Fox, c; Richard Kristinik, 3b
 1962 — Jim Fox, c
 1963 — Joel Tigett, 1b
 1965 — Andy Rooker, cf
 1966 — Ronnie Waldo, rf
 1969 — Dick Fuqua, 1b
 1970 — Billy Costa, ss
 1972 — Mike Pettit, p; Sheldon Kaufman, ss
 1974 — Joe Zylka, lf
 1976 — Mike Macha, 3b; Allan Ramirez, p
 1981 — Matt Williams, p
 1982 — Scott Johnson, of
 1983 — Scott Johnson, of; Tim Englund, p; Clinton Welch, ss
 1984 — Scott Johnson, of; Tim Englund, p; Derek Hoelscher, p; Norm Charlton, p
 1985 — Mike Fox, c
 1986 — Steve Blackshear, p
 1987 — Jay Knoblauch, of; Ben Matthews, 2b
 1988 — Jay Knoblauch, of
 1989 — Mike Grace, util., Rob Howard, p
 1991 — John Eierman, of
 1992 — Donald Allen, 2b; Darrell Richardson, p
 1993 — Jose Cruz Jr., of; James Madrid, p; John Rodgers, c
 1994 — Donald Aslaksen, of; Tim Byrdak, p; Jose Cruz Jr., of; Mark Quinn, 3b
 1995 — Matt Anderson, p (freshman of the year); Chris Boni, 2b; David Brooks, ss; Jose Cruz Jr., of; Patrick Hallmark, c; Mark Quinn, dh; also: Lance Berkman, of (newcomer of the year)
 1996 — Lance Berkman, 1b; Jacques Landry, 3b; Shawn Onley, p; Bubba Crosby, of

WAC
 1997 — Lance Berkman, 1b (player of the year); Matt Anderson, p; Bubba Crosby, of; Joseph Cathey, ss (second team)
 1998 — Damon Thames, ss (player of the year); Bubba Crosby, of; Jacob Baker, 1b (second team); Jeff Nichols, p (second team)
 1999 — Justin Berg, dh; Jesse Kurtz-Nicholl, p; Mario Ramos, p; Damon Thames, ss; Charles Williams, of
 2000 — Mitch Ackal, of (second team); Eric Arnold, c; Kenny Baugh, p (pitcher of the year); John Lukin, c; Jesse Roman, dh; Brett Smith, 2b (second team)
 2001 — Philip Barzilla, p (second team); Kenny



Pitcher Kenny Baugh was a three-time all-America selection and a two-time WAC pitcher of the year.

Baugh, p (pitcher of the year); Hunter Brown, 3b; Austin Davis, of; A.J. Porfiro, of; Jon Skaggs, p
 2002 — Eric Arnold, 2b (second team); Hunter Brown, 3b; Dane Bubela, dh (second team); Austin Davis, of; Steven Herce, p; Philip Humber, p; Paul Janish, ss; Chris Kolkhorst, of; A.J. Porfiro, of (second team); Justin Ruchti, c (second team); Vincent Sinisi, 1b (player of the year); Wade Townsend, p (second team)
 2003 — Dane Bubela, of; Enrique Cruz, 2b; Austin Davis, of; Philip Humber, p; Paul Janish, ss (second team); Jeff Jorgensen, of; Chris Kolkhorst, of; Jeff Niemann, p (pitcher of the year); Justin Ruchti, c (second team); Vincent Sinisi, 1b; Wade Townsend, p
 2004 — Philip Humber, p; Paul Janish, ss; Chris Kolkhorst, of; Lance Pendleton, of (second team); Adam Rodgers, c (second team); Josh Rodriguez, 2b (freshman of the year); Wade Townsend, p
 2005 — Eddie Degerman, p (second team); Tyler Henley, of; Adam Rodgers, dh; Joe Savery, 1b & p (player of the year)

C-USA

2006 — Eddie Degerman, p (first team); Brian Friday, ss (first team); Cole St.Clair, p (first team); Bobby Bell, p (second team); Craig Crow, p (second team); Aaron Luna, of (second team/freshman); Josh Rodriguez, 3b (second team); Joe Savery, p/1b (second team)
 2007 — Joe Savery, inf/p (first team/second team, player of the year); Ryne Tacker, p (first team, pitcher of the year); Ryan Berry, p (first team, freshman of the year); Brian Friday, ss (first team); Jared Gayhart, of (second team); Aaron Luna, utl (second team); Diego Seastrunk (freshman)
 2008 — Diego Seastrunk, if (first team); Ryan Berry, p (first team); Jared Gayhart, of (second team); Aaron Luna, of (second team); Adam Zornes, c (second team); Chris Kelley, p (second team); Cole St.Clair (second team); Matt Evers, p (freshman); Matt Hague, ss (freshman)
 2009 — Anthony Rendon, inf (first team/freshman team, player of the year/freshman of the year);

Ryan Berry, p (first team); Rick Hague, ss (second team); Chad Mazingo, of (second team); Mike Ojala, p (second team); Jordan Rogers, p (second team); Taylor Wall, p (freshman)
 2010 — Anthony Rendon, if (first team/player of the year); Jimmy Comerota, if (second team); Rick Hague, if (second team); Jeremy Rathjen, of (second team); Diego Seastrunk, c (second team); Mike Ojala, p (second team); Taylor Wall, p (second team); Michael Ratterree, if (freshman)
 2011 — Austin Kubitzka, p (first team/freshman of the year); Michael Ratterree, if (first team) Anthony Rendon, dh (first team); Shane Hoelscher, if (freshman); Austin Kubitzka, p (freshman); John Simms, p (freshman)
 2012 — Matthew Reckling, p (first team/pitcher of the year); Christian Stringer, if (first team); Jeremy Rathjen, of (first team); J.T. Chargois, dh/util. (first team); Ford Stainback, if (freshman); Jordan Stephens, p (freshman)
 2013 — Michael Ratterree, of (first team); Zech Lemond, p (first team); Michael Aquino, dh (second team); Keenan Cook, of (second team); Geoff Perrott, c (second team); Ford Stainback, if (second team); Blake Fox, p/util. (freshman)
 2014 — Michael Aquino, of (first team); Skyler Ewing, if (first team); Blake Fox, p (first team); Shane Hoelscher, if (first team); John Clay Reeves, c (second team/newcomer of the year); Jon Duplantier, p (freshman team)
 2015 — Matt Ditman, p (first team); John Clay Reeves, dh/ut (first team); Austin Orewiler, p (first team); Ford Stainback, if (first team); Jordan Stephens, p (first team); Kirby Taylor, of (second team); Ryan Chandler, of (freshman team/Freshman of the Year)
 2016 — Jon Duplantier, p (first team/Pitcher of the Year); Glenn Otto, rp (first team); Ford Proctor, if (second team/freshman team/Freshman of the Year); Ricardo Salinas, p (second team); Dominic DiCaprio, dh (freshman team)
 2017 — Dominic DiCaprio, c (second team); Dane Myers, ut (second team); Matt Canterino, p (freshman team);
 2018 — Ford Proctor, if (first team); Matt Canterino, p (first team); Ryan Chandler, of (second team); Trei Cruz, if (freshman); Dane Acker, p (freshman)
 2019 — Matt Canterino, p (first team/Pitcher of the Year); Andrew Dunlap, dh (first team); Trei Cruz, if (second team); Evan Kravetz p (second team)
 2021 — Cade Edwards, ut (second team); Nathan Becker, dh (freshman)
 2022 — Aaron Smigelski, if (freshman)
 2023 — Parker Smith, p (first team); Ben Royo, if (freshman)

All-Tournament Teams

SWC

1981 (at Austin) — Mark Machalec, of
 1983 (at Austin) — Clinton Welch, ss; Bryan Foxx, 2b; Jay Bluthardt, of
 1984 (at Austin) — Curtis Fox, 1b; Tim Englund, p
 1994 (at Austin) — Jose Cruz Jr., of; Matt Williamson, 2b
 1996 (at Lubbock) — Jacques Landry, 3b (most valuable player); Lance Berkman, 1b; Jason Richards, 2b; Jeff Venghaus, of; Tim McLaughlin, c; Dana Davis, p

WAC

1997 (at San Diego, Calif.) — Lance Berkman, 1b; Matt Anderson, p (most valuable player); Joseph

Honors & Awards

Cathey, ss; Will Ford, of; Jeff Nichols, p
1998 (at San Diego, Calif.) — Jason Richards, 2b (most valuable player); Bubba Crosby, of; Charles Williams, of; Damon Thames, ss
1999 (at Fresno, Calif.) — Jacob Baker, 1b; Jesse Kurtz-Nicholl, p; Mario Ramos, p; Charles Williams, of

C-USA

2006 (at Reckling Park) — Joe Savery, p/1b (most valuable player); Bobby Bell, p; Greg Buchanan, inf; Bryce Cox, p; Jordan Dodson, of
2007 (at Greenville, N.C.) — Aaron Luna, dh (most valuable player); Joe Savery, inf; Matt Langwell, p; Danny Lehmann, c
2009 (at Hattiesburg, Miss.) — Anthony Rendon, if (most valuable player); Rick Hague, if; Steven Sultzbaugh, of; Ryan Berry, p; Taylor Wall, p;
2010 (at Cougar Field) — Michael Fuda, of; Rick Hague, if; Anthony Rendon, if; Jared Rogers, p; Chad Mozingo, of; Steven Sultzbaugh, of;
2011 (at Pearl, Miss.) — Tyler Duffey, p (most valuable player); Craig Manuel, c; Ryan Lewis, of
2013 (at Reckling Park) — Christian Stringer, if (most valuable player); Leon Byrd, of; Shane Hoelscher, if; Austin Kubitz, p; John Simms, p; Jordan Stephens, p;
2014 (at Hattiesburg, Miss.) — Michael Aquino, of (most valuable player); Skyler Ewing, if; Blake Fox, p; Chase McDowell, dh; Ford Stainback, if;
2016 (at Hattiesburg, Miss.) — Ford Proctor, if; Jon Duplantier, p; Connor Teykl, if;
2017 (at Biloxi, Miss.) — Glenn Otto, p (most valuable player); Matt Canterino, p; Dane Myers, if; Charlie Warren, of;
2018 (at Biloxi, Miss.) — Ford Proctor, if; Chace Sarchet, if;

Conference All-Academic Teams

WAC

1997 — Wesley Adam Herndon; Joseph Cathey; Peter Terrana
1998 — Nick Ivoacchini; Jeff Nichols; Mario Ramos; Peter Terrana
1999 — Matthew Fox; Jeff Nichols; Mario Ramos; Brett Smith; Peter Terrana
2000 — Josh Lukin; Derek Michaelis; Brett Smith
2001 — Hunter Brown; Matthew Fox; Steven Herce; Michael Lorsbach; Angelo Porfirio; Philip Tribe
2002 — David Aardsma; Jeff Blackinton; Justin Crowder; Enrique Cruz; Austin Davis; Steven Herce; Christopher Kolkhorst; Michael Lorsbach; A.J. Porfirio; Justin Ruchti; Vincent Sinisi; Wade Townsend
2003 — David Aardsma; Josh Baker; Jeff Blackinton; Dane Bubela; Enrique Cruz; Austin Davis; Jeff Jorgensen; Chris Kolkhorst; Justin Ruchti; Vincent Sinisi; Craig Stansberry; Wade Townsend
2004 — Josh Baker; Austin Davis; Edward Degerman; Chris Kolkhorst; Adam Morris; Wade Townsend
2005 — Robert Bell; Edward Degerman; Brian Friday; Paul Tyler Henley; Lance Pendleton; Adam Rodgers; Joe Savery

C-USA

2007 — Brian Friday; Danny Lehmann; Ryne Tacker
2008 — Jimmy Comerota; Chris Kelley; Cole St. Clair
2009 — Jimmy Comerota
2010 — Jimmy Comerota; Jeremy Rathjen

2012 — Jeremy Rathjen; Matthew Reckling
2014 — John Clay Reeves
2015 — John Clay Reeves; Kirby Taylor
2017 — Brent Schwarz
2018 — Matt Canterino
2019 — Jackson Parthasarathy; Matt Canterino
2021 — Bradley Gneiting

Rice Athletic Hall of Fame

1970 — Tony Bell '19 (1970); Eddie Dyer '22; Wash "Little Heavy" Underwood '27
1972 — Leslie Coleman '23; Frank Carswell '41
1973 — Peg Melton '24
1974 — Chester Klaerner '33; Tally Eaton '36
1978 — Cecil Grigg, Austin College '17, coach
1982 — Jerry Sims '58
1983 — Grandpa Wood '27
1984 — Richard Kristinik '61
1985 — Jim Fox '62
1989 — Allan Ramirez '79
1990 — Norm Charlton '86
1999 — Jay Knoblauch '88
2003 — Jose Cruz Jr. '96
2005 — Lance Berkman '98
2007 — Mark Quinn '95
2009 — Damon Thames '99
2011 — Kenny Baugh '01
2013 — Rice Baseball National Champions '03
2015 — Bubba Crosby '98
2017 — Jeff Nichols '01; Joe Savery '07
2019 — Matt Anderson '97
2021 — Mario Ramos

Dell Morgan MVP Award

1973 — Len Shelby, c
1974 — Ted Nowak, of
1975 — Mike Macha, 3b
1976 — Allan Ramirez, p
1977 — Jeff Hayes, of
1978 — Allan Ramirez, p
1979 — Bob Burnell, of
1980 — Matt Williams, p
1981 — Matt Williams, p; Rick Kelley, p
1982 — Scott Johnson, of
1983 — Dave Edwards, 3b
1984 — Tim Englund, p; Norm Charlton, p
1985 — Carl Mikeska, if
1986 — Steve Blackshear, p
1987 — Jay Knoblauch, of
1988 — Tim Vannaman, of
1989 — Mike Grace, p
1990 — John Polasek, p
1991 — John Eierman, of
1992 — Donald Allen, 2b
1993 — John Rodgers, c
1994 — Jose Cruz Jr., of
1995 — Mark Quinn, p-dh
1996 — Lance Berkman, 1b
1997 — Matt Anderson, p; Lance Berkman, 1b
1998 — Damon Thames, ss
1999 — Mario Ramos, p
2000 — Kenny Baugh, p
2001 — Kenny Baugh, p
2002 — Vincent Sinisi, 1b
2003 — Justin Ruchti, c
2004 — Wade Townsend, p
2005 — Joe Savery, p/1b
2006 — Eddie Degerman, p
2007 — Joe Savery, p/1b

2008 — Adam Zornes, c
2009 — Ryan Berry, p
2010 — Anthony Rendon, 3b
2011 — Austin Kubitz, p
2012 — J.T. Chargois, p/util.
2013 — Zech Lemond, p
2014 — Zech Lemond, p
2015 — John Clay Reeves, c/dh
2016 — Glenn Otto, p
2017 — Dominic DiCaprio, c
2018 — Matt Canterino, p
2019 — Matt Canterino, p
2020 — No Award
2021 — Braden Comeaux, 3b
2022 — Guy Garibay, Jr., of

CoSIDA Academic All-District

1983 — David Edwards, 2b
1987 — Ben Matthews, 1b
1988 — Ben Matthews, 2b
1990 — Steve Ramharter, 1b-p
1991 — Jason Ogden, of
1992 — Jason Ogden, of
1992 — Antonio DiGesualdo, if
1993 — Chris Boni, 2b
1994 — Chris Boni, 2b
1999 — Mario Ramos, p
2000 — John Lukin, c; Brett Smith, 2b
2002 — Hunter Brown, 3b; Steven Herce, p; A.J. Porfirio, of
2003 — David Aardsma, p; Jeff Blackinton, c; Enrique Cruz, 2b; Vincent Sinisi, 1b; Wade Townsend, p
2004 — Chris Kolkhorst, of; Wade Townsend, p
2006 — Eddie Degerman, p; Craig Crow, p; Brian Friday, ss; Tyler Henley, of; Joe Savery, p/1b
2007 — Ryne Tacker, p; Brian Friday, ss; Danny Lehmann, c;
2008 — Chris Kelley, p; Cole St. Clair, p; Jimmy Comerota, 2b;
2010 — Jeremy Rathjen, of; Jimmy Comerota, 1b;
2011 — Michael Ratterree, 2b;
2012 — Jeremy Rathjen, of;
2015 — Kirby Taylor, of
2023 — Pierce Gallo, if; Krishna Raj, p

C-USA Spirit of Service

2009 — Jimmy Comerota, 2b
2012 — Andrew Murphy, c
2014 — Andrew Murphy, c

Pipeline To The Pros

Rice's All-Time Major Leaguers

David Aardsma, San Francisco Giants (2004); Chicago Cubs (2005-06); Chicago White Sox (2007); Boston Red Sox (2008); Seattle Mariners (2009-11); New York Yankees (2012); New York Mets (2013); Atlanta Braves (2015)

Matt Anderson, Detroit Tigers (1998-2004); Colorado Rockies (2005)

Philip Barzilla, Houston Astros (2006)

Jim Asbel, Chicago Cubs (1938)

Lance Berkman, Houston Astros (1999-2010); New York Yankees (2010); St. Louis Cardinals (2011-12); Texas Rangers (2013)

Tim Byrdak, Kansas City Royals (1998-2000); Baltimore Orioles (2005-06); Detroit Tigers (2007); Houston Astros (2008-10); New York Mets (2011-13)

Frank Carswell, Detroit Tigers (1953)

Norm Charlton, Cincinnati Reds (1988-92); Seattle Mariners (1993, 1995-97, 2001); Philadelphia Phillies (1994); Baltimore Orioles, Atlanta Braves (1998); Tampa Bay Rays (1999)

J.T. Chargois, Minnesota Twins (2016); Los Angeles Dodgers (2018-19); Seattle Mariners (2021; 2024); Tampa Bay Rays (2021-22); Miami Marlins (2023-24)

Tony Cingrani, Cincinnati Reds (2012-17); Los Angeles Dodgers (2017-19), St. Louis Cardinals (2019)

Bubba Crosby, Los Angeles Dodgers (2003); New York Yankees (2004-06)

Jose Cruz Jr., Seattle Mariners (1997); Toronto Blue Jays (1997-2002); San Francisco Giants (2003); Tampa Bay Rays (2004); Arizona Diamondbacks (2005); Boston Red Sox (2005); Los Angeles Dodgers (2005-06); San Diego Padres (2007); Houston Astros (2008-09)

Tyler Duffey, Minnesota Twins (2015-22); Chicago Cubs (2023); Kansas City Royals (2024)

Jon Duplantier, Arizona Diamondbacks (2019, 2021)

Eddie Dyer, St. Louis Cardinals (1922-27; manager, 1946-50; managed team to 1946 World Series Championship)

Josh Geer, San Diego Padres (2008-09)

Tristan Gray, Tampa Bay Rays (2023); Miami Marlins (2024); Oakland A's (2024)

Marc Gwyn, Los Angeles Angels (2007)

Dave Hilton, San Diego Padres (1972-75)

Brock Holt, Pittsburgh Pirates (2012); Boston Red Sox (2013-19); Milwaukee Brewers, Washington Nationals (2020); Texas Rangers (2021)

Phillip Humber, New York Mets (2006-07); Minnesota Twins (2008-09); Kansas City Royals (2010); Chicago White Sox (2011-12); Houston Astros (2013)

Paul Janish, Cincinnati Reds (2008-12); Atlanta Braves (2012-13); Baltimore Orioles (2015-17)

Kevin Joseph, St. Louis Cardinals (2002)

Evan Kravetz, Cincinnati Reds (2024)

Matt Langwell, Cleveland Indians (2013); Arizona Diamondbacks (2013)

Danny Lehmann, Los Angeles Dodgers (2018, 2020) coach

Lucas Luetge, Seattle Mariners (2012-16); Los Angeles Angels (2016); Cincinnati Reds (2016), New York Yankees (2021-22); Atlanta Braves (2023)

Mike Macha, Atlanta Braves (1979); Toronto Blue Jays (1980)

Dane Myers, Miami Marlins (2023-24)

Jeff Niemann, Tampa Bay Rays (2008-13)

Glenn Otto, Texas Rangers (2021-23)

Dave Pavlas, Chicago Cubs (1990-92); New York Yankees (1995-96)

Lance Pendleton, New York Yankees (2011); Houston Astros (2011)

Bryan Price, Cleveland Indians (2014)

Ford Proctor, San Francisco Giants (2022)

Mark Quinn, Kansas City Royals (1999-2002)

Allen Ramirez, Baltimore Orioles (1983)

Mario Ramos, Texas Rangers (2003-04)

Anthony Rendon, Washington Nationals (2013-19); Los Angeles Angels (2020-24)


Josh Rodriguez, Pittsburgh Pirates (2011)

Joe Savery, Philadelphia Phillies (2011-13); Oakland A's (2014)


Craig Stansberry, San Diego Padres (2007-09)

Matt Williams, Toronto Blue Jays (1983); Texas Rangers (1985)

Joe Wood, Detroit Tigers (1943)



Lance Berkman - Houston Astros, 2009



Tim Byrdak - Houston Astros, 2009

Pipeline To The Pros

Rice's First Round Draft Choices

- 1967 — Ronald Henson (Cleveland Indians, June-secondary phase)
1976 — Mike Macha (Atlanta Braves, Jan.-secondary phase)
1981 — Matt Williams (Toronto Blue Jays, fifth pick overall)
1983 — David Hinrichs (Philadelphia Phillies, June-secondary phase)
1984 — Norm Charlton (Montreal Expos, 28th pick overall)
1995 — Jose Cruz Jr. (Seattle Mariners; third pick overall)
1997 — Matt Anderson (Detroit Tigers; first pick overall);
Lance Berkman (Houston Astros; 16th pick overall)
1998 — Bubba Crosby (Los Angeles Dodgers; 23rd pick overall)
2001 — Kenny Baugh (Detroit Tigers; 11th pick overall);
Jon Skaggs (New York Yankees; 42nd pick overall)
2003 — David Aardsma (San Francisco Giants; 22nd pick overall)
2004 — Philip Humber (New York Mets; 3rd pick overall);
Jeff Niemann (Tampa Bay Devil Rays; 4th pick overall);
Wade Townsend (Baltimore Orioles; 8th pick overall)
2005 — Wade Townsend (Tampa Bay Devil Rays; 8th pick overall)
2007 — Joe Savery (Philadelphia Phillies; 19th pick overall)
2008 — Bryan Price (Boston Red Sox; 45th pick overall)
2011 — **Anthony Rendon** (Washington Nationals; 6th pick overall)



Josh Geer - San Diego Padres, 2009



Jose Cruz Jr. - Houston Astros, 2009



Philip Humber - Minnesota Twins, 2009

All MLB photos appear courtesy of the respective organizations.

Pipeline To The Pros

Rice Baseball's MLB Draft Picks

Year	Rnd	Player	MLB Team	Pos.
1966	13	Billy Ray Palmer	Indians	P
1967	1	Ron Henson	Indians	P
1967	8	Billy Ray Palmer	Indians	P
1973	19	Vernon Temple	Cubs	P
1975	5	Mike Macha	Indians	Inf.
1975	17	Bryan Boyne	Giants	Inf.
1976	1	Mike Macha	Braves	Inf.
1976	25	Randy Lamprecht	Red Sox	C
1978	10	Allan Ramirez	Rangers	P
1979	5	Allan Ramirez	Orioles	P
1979	22	Kenny Baldwin	Tigers	Inf.
1980	4	Matt Williams	Brewers	P
1980	22	James Michalec	Blue Jays	C
1981	1	Matt Williams	Blue Jays	P
1983	1	David Hinnrichs	Phillies	P
1983	2	Tim Englund	Braves	P
1984	1	Norm Charlton	Expos	P
1984	8	Tim Englund	Blue Jays	P
1984	15	David Hinnrichs	Giants	P
1984	35	Mark Machalec	Mariners	OF
1986	9	Steve Blackshear	Phillies	P
1987	6	Todd Ogden	Indians	P
1987	21	Jay Knoblauch	Athletics	OF
1988	17	Jay Knoblauch	Yankees	OF
1988	39	Tim Vannaman	Athletics	OF
1990	29	Steve Ramharter	Rangers	P
1990	38	John Polasek	Expos	P
1991	13	John Eirman	Red Sox	OF
1992	24	Jason Ogden	White Sox	OF
1992	49	Bert Emanuel	Pirates	OF
1993	9	John Hillis	Brewers	P
1993	24	John Rodgers	Cubs	C
1993	25	Ronald Johnson	Cardinals	P
1994	5	Tim Byrdak	Royals	P
1994	21	Matt Williamson	Phillies	Inf.
1994	40	Bo Johnson	Cardinals	P
1995	1	Jose Cruz Jr.	Mariners	OF
1995	11	Mark Quinn	Royals	P
1995	16	Dana Davis	Yankees	P
1995	18	Pat Hallmark	Royals	C
1995	37	Mark Taylor	Cubs	P
1996	6	Shawn Onely	Braves	P
1996	12	Jacques Landry	Tigers	Inf.
1996	17	Dana Davis	Braves	P
1996	17	Mark Taylor	Indians	P
1996	25	Jeff Venghaus	Marlins	Inf.
1997	1	Matt Anderson	Tigers	P

1997	1	Lance Berkman	Astros	Inf.
1997	6	Kevin Joseph	Giants	P
1997	29	Joseph Cathy	Astros	Inf.
1998	1	Bubba Crosby	Dodgers	OF
1998	10	Stephen Bess	White Sox	P
1998	10	Damon Thames	Yankees	Inf.
1998	14	Jacob Baker	Astros	Inf.
1998	19	Kevin Hodge	Twins	Inf.
1999	5	Charles Williams	Cardinals	OF
1999	6	Mario Ramos	Athletics	P
1999	9	Damon Thames	Cardinals	Inf.
1999	10	Jesse Kurtz-Nicholl	Royals	P
1999	11	Will Ford	Brewers	OF
1999	16	Stephen Bess	Tigers	P
1999	26	Justin Berg	Cardinals	C
1999	28	Marc Gwyn	Astros	P
1999	41	Jeff Nichols	Marlins	P
1999	45	Jacob Baker	Royals	Inf.
2000	5	Kenny Baugh	Athletics	P
2000	7	Marc Gwyn	Athletics	P
2000	8	Jayme Sperring	Orioles	P
2000	15	Derek Michaelis	Dodgers	Inf.
2000	26	Jason Gray	Rangers	OF
2001	1	Kenny Baugh	Tigers	P
2001	1	Jon Skaggs	Yankees	P
2001	4	Philip Barzilla	Astros	P
2001	11	Jesse Roman	Cardinals	Inf.
2001	17	Nick Martin	Cubs	P
2001	31	Hunter Brown	Padres	Inf.
2001	32	Billy Jacobson	Astros	OF
2002	9	Steven Herce	Rangers	p
2002	10	Eric Arnold	Blue Jays	if
2002	11	Justin Crowder	Athletics	p
2002	13	Enrique Cruz	Reds	if
2002	15	Philip Tribe	Yankees	p
2002	22	Hunter Brown	Mariners	if
2002	30	A.J. Porforio	Blue Jays	of
2002	34	Mike Lorschach	Astros	of
2003	1	David Aardsma	Giants	P
2003	2	Vincent Sinisi	Rangers	1B
2003	5	Craig Stansberry	Pirates	3B
2003	7	Jeff Jorgensen	Astros	OF
2003	9	Justin Ruchti	Mariners	C
2003	14	Enrique Cruz	Yankees	2B
2003	17	Steven Herce	Pirates	P
2003	22	Dane Bubela	Rangers	of
2004	1	Philip Humber	Mets	P
2004	1	Jeff Niemann	Rays	P
2004	1	Wade Townsend	Orioles	P
2004	4	Josh Baker	Brewers	P
2004	5	Paul Janish	Reds	SS
2004	10	Chris Kolkhorst	Padres	OF
2005	1	Wade Townsend	Rays	P
2005	3	Josh Geer	Padres	P
2005	4	Lance Pendleton	Yankees	P
2005	13	Bryce Cox	Angels	P
2005	25	Adam Rodgers	Cardinals	1b
2005	41	Eddie Degerman	Red Sox	P
2005	47	Adam Morris	Cardinals	3b
2006	2	Josh Rodriguez	Indians	2B
2006	3	Bryce Cox	Red Sox	P
2006	4	Eddie Degerman	Cardinals	P
2006	9	Greg Buchanan	Astros	2B

Pipeline To The Pros

2006	11	Craig Crow	Rangers	P	2014	26	Chase McDowell	Nationals	P
2006	49	Ryne Tacker	Mariners	P	2015	5	Jordan Stephens	White Sox	P
2006	50	Tyler Henley	Astros	CF	2015	10	Leon Byrd	Rangers	SS
2007	1	Joe Savery	Phillies	P	2015	13	Kevin McCanna	Astros	P
2007	3	Brian Friday	Pirates	SS	2015	14	Austin Orewiler	Reds	P
2007	7	Cole St.Clair	Indians	P	2015	16	Matt Ditman	Royals	P
2007	8	Tyler Henley	Cardinals	OF	2015	20	John Clay Reeves	Natoinals	C
2007	8	Danny Lehmann	Twins	C	2015	23	John Williamson	Cubs	P
2007	18	Bobby Bramhall	Brewers	P	2016	3	Jon Duplantier	Diamondbacks	P
2007	24	Adam Zornes	Indians	C	2016	10	Blake Fox	Brewers	P
2007	29	Jonathan Runnels	Blue Jays	P	2017	5	Glenn Otto	Yankees	P
2007	34	Chris Kelley	Diamondbacks	P	2017	6	Dane Myers	Tigers	P
2007	34	Ryne Tacker	Athletics	P	2017	13	Tristan Gray	Pirates	2B
2007	37	Scott Lonergan	Red Sox	P	2018	3	Ford Proctor	Rays	SS
2007	44	Chad Lembeck	Rockies	OF	2018	25	Ricky Salinas	Reds	P
2007	45	Travis Reagan	Nationals	C	2018	30	Cody Staab	Mariners	OF
2007	48	Kyle Gunderson	Nationals	P	2019	2	Matt Canterino	Twins	P
2008	1	Bryan Price	Red Sox	P	2019	5	Evan Kravetz	Reds	P
2008	7	Cole St.Clair	Dodgers	P	2019	12	Garrett Gayle	Astros	P
2008	7	Adam Zornes	Padres	C	2019	27	Roel Garcia	Blue Jays	P
2008	9	Aaron Luna	Cardinals	OF	2019	37	Trei Cruz	Nationals	SS
2008	11	Matt Langwell	Indians	P	2019	37	Addison Moss	Rays	P
2008	13	Jared Gayhart	Tigers	P	2020	3	Trei Cruz	Tigers	SS
2008	18	Bobby Bell	Blue Jays	P	2022	14	Roel Garcia	Rays	P
2008	21	Lucas Luetge	Brewers	P	2023	7	Justin Long	Braves	P
2008	24	Chris Kelley	Nationals	P	2023	13	Hayden Durke	Diamondbacks	P
2008	29	Jonathan Runnels	Dodgers	P	2023	16	Matthew Linskey	Diamondbacks	P
2008	44	J.P. Padron	Nationals	Inf.	2024	4	Parker Smith	Astros	P
2009	9	Brock Holt	Pirates	2B	Pro Rice Players In 2024				
2009	9	Ryan Berry	Orioles	RHP	JT Chargois, Miami Marlins (MLB); Seattle Mariners (MLB); Jacksonville (Marlins-AAA)				
2009	31	Diego Seastrunk	Giants	C	Tyler Duffey, Kansas City Royals (MLB); Omaha (Royals-AAA)				
2009	34	Mike Ojala	Brewers	RHP	Tristan Gray, Oakland Athletics (MLB); Miami Marlins (MLB); Durham (Marlins-AAA); Las Vegas (Athletics-AAA)				
2009	41	Steven Sultzbaugh	Brewers	CF	Evan Kravetz, Cincinnati Reds (MLB); Louisville (Reds-AAA)				
2010	3	Rick Hague	Nationals	SS	Dane Myers, Miami Marlins (MLB); Jacksonville (Marlins-AAA)				
2010	14	Diego Seastrunk	Indians	C	Anthony Rendon, Los Angeles Angels (MLB)				
2010	18	Jimmy Comerota	Diamondbacks	1B	Cooper Chandler, Aberdeen (Orioles-High A); Delmarva (Orioles-Low A)				
2010	20	Chad Mozingo	Nationals	RF	Trei Cruz, Erie (Tigers-AA)				
2010	25	Mike Ojala	Marlins	P	Jon Duplantier, Syracuse (Mets-AAA); Oklahoma City (Dodgers-AAA); Tulsa (Dodgers-AA)				
2010	31	Steven Sultzbaugh	Diamondbacks	CF	Roel Garcia, Bowling Green (Rays-High A)				
2010	36	Jared Rogers	Marlins	P	Matthew Linskey, Hillsboro (Diamondback-High A); Visalia (Diamondbacks-Low A)				
2011	1	Anthony Rendon	Nationals	3B	Lucas Luetge, Iowa (Cubs-AAA); Worcester (Red Sox-AAA)				
2011	3	Tony Cingrani	Reds	P	Glenn Otto, Sugar Land (Astros-AAA); El Paso (Padres-AAA)				
2011	22	Matthew Reckling	Indians	P					
2011	33	Abel Gonzales	Royals	P					
2011	41	Jeremy Rathjen	Yankees	CF					
2012	2	J.T. Chargois	Twins	P					
2012	5	Tyler Duffey	Twins	P					
2012	10	Craig Manuel	Nationals	C					
2012	11	Jeremy Rathjen	Dodgers	OF					
2012	14	Matthew Reckling	Dodgers	P					
2012	14	Andrew Benak	Yankees	P					
2012	22	Taylor Wall	Brewers	P					
2012	30	Chase McDowell	Pirates	P					
2013	4	Austin Kubitz	Tigers	P					
2013	10	Michael Ratterree	Brewers	RF					
2013	11	John Simms	Nationals	P					
2013	16	Christian Stringer	White Sox	SS					
2013	17	Geoff Perrott	Nationals	C					
2014	3	Zech Lemond	Padres	P					
2014	6	Skyler Ewing	Giants	1B					
2014	15	Caleb Smith	Brewers	P					
2014	15	Matt Ditman	Cardinals	P					
2014	17	Shane Hoelscher	Rockies	3B					