

2025 RICE OWLS FOOTBALL NOTES



GAME 11 VS. NORTH TEXAS

RICE - NORTH TEXAS MEDIA

TELEVISION



Play-by-Play: Lowell Galindo

Analyst: Aaron Murray

Sideline: Lauren Sisler

RADIO

Rice Radio (Internet & Varsity App)

Play-by-Play: JP Heath

Analyst: Nate Griffin

Sideline: Reporter: Jason Metko

2025 SCHEDULE

**AT LOUISIANA****AUG. 30
W, 14-12**

**HOUSTON****SEPT. 6
L, 9-35**

**PRAIRIE VIEW A&M****SEPT. 13
W, 38-17**

**AT CHARLOTTE****SEPT. 18
W, 28-17**

**AT NAVY****SEPT. 27
L, 13-21**

**FLORIDA ATLANTIC****OCT. 4
L, 21-27**
FAMILIES WEEKEND

**AT UTSA****OCT. 11
L, 13-61**

**UConn****OCT. 25
W 37-34 2OT**
HALL OF FAME

**NO. 25 MEMPHIS****OCT. 31
L, 14-38**

**UAB****NOV. 8
W, 24-17**
105th HOMECOMING

**NORTH TEXAS****NOV. 22
6:30 PM**
SENIOR DAY

**AT USF****NOV. 29
6:00 PM**

TABLE OF CONTENTS

Depth Chart.....	1	Roster.....	14
Notes.....	4	Career Stats.....	16
Pronunciations.....	8	Career Highs.....	18
Starters.....	8	HC Scott Abell.....	19
Owls in the NFL.....	9	Scoring Drives.....	22
Career Games/Starts.....	11	2025 Stats.....	29
The Last Time.....	12	2025 Box Scores.....	44



RICE 5-5, 2-4 vs. NORTH TEXAS 9-1, 5-1

RICE STADIUM

HOUSTON, TEXAS // Nov. 22, 2025 // 6:30 p.m. CT



RICE

Record (American) 5-5 (2-4)
Ranking N/A
Last Game: vs. UAB // W, 24-17
Streak: W1
Dunlevie Family Head Coach: Scott Abell
Career Record: 91-58 (12th)
Rice Record: 5-5 (1st)

STAT LEADERS

RUSHING: Quinton Jackson
148 att.; 758 yards (5.1), 6 TDs
PASSING: Chase Jenkins
99-142-2; 885 yards; 8 TDs
RECEIVING: Drayden Dickmann
33 rec.; 302 yards; 3 TDs
TACKLES: Andrew Awe
79 tkl.; 6.5 TFLs; 2.5 SACKS; 2 PBU; 1 QBH

NORTH TEXAS

Record (American) 9-1 (5-1)
Ranking 22/23
Last Game: at UAB // W, 53-24
Streak: W4
Interim Head Coach: Eric Morris
Career Record: 44-33 (7th)
North Texas Record: 20-15 (3rd)

STAT LEADERS

RUSHING: Caleb Hawkins
148 att.; 933 yards (6.3); 16 TDs
PASSING: Drew Mestemaker
232-335-4; 3,000 yards; 23 TDs
RECEIVING: Wyatt Young
48 rec.; 781 yards; 8 TDs
TACKLES: Trey Fields
74 tkl.; 5.0 TFL; 1.0 SACKS; 1 INT; 4 QBH

2025 AT A GLANCE

21.1	POINTS/GAME	45.3
27.9	POINTS ALLOWED/GAME	24.1
211.1	RUSH YARDS/GAME	182.3
97.0	PASS YARDS/GAME	307.3
308.1	TOTAL OFFENSE/GAME	489.6
362.0	TOTAL DEFENSE/GAME	375.8

INSIDE THE SERIES

- This is the 14th meeting between the two schools, with North Texas leading 8-5, and the first as members of the American Conference and the fourth on Rice's Senior Day.
- UNT has won the last three meetings, with Rice's last win coming on Senior Day in 2019, 20-14, the Owls' lone win on Senior Day against the Mean Green.
- The series began with a non-conference meeting on Senior Day in 1988 at Rice Stadium when the Mean Green, who were headed to the 1-AA playoffs, stormed to a 33-3 lead and won 33-17.
- UNT downed Rice 30-14 in 2017 on Senior Day in David Baliff's final game at Rice.
- The schools met 10 times as members of C-USA (UNT led 7-3)
- Rice evened the series with a 77-20 win at Rice Stadium in 2008 as the Owls scored their most points in a game in the modern era, winning 77-20. Chase Clement and Jarrett Dillard etched their names into the NCAA record book, becoming the most productive duo in NCAA history by combining on three touchdown passes to raise their career total to 41. They went on to finish with 52.
- The Owls won the final game in a non-conference setting, 33-32 at Fouts Field on 9/11/10, thanks to four field goals from Chris Boswell.



Dunlevie Family Head Football Coach Scott Abell has built winning programs at each stop in his career by instilling a culture based on the goal to Win Everything, Win Everywhere, With Everyone, and that pursuit is embodied by the "WE" branding throughout the program.

"We're going to work very hard. Everything we put our hands on, our heart behind, we're going to pursue for excellence. You can only build great things when people come together for something bigger than themselves, and that's what we're going to do here."

NORTH TEXAS TWO-DEEP

OFFENSE

POS	NO	NAME	HT	WT	YR	HOMETOWN/PREVIOUS SCHOOL(S)	COLLEGE
TE	49	Micah Barnett	6' 2"	234	Sr.	Dickinson, Texas / Dickinson	Lovett
	86	James Falk	6' 6"	252	R-So.	Springfield, Pennsylvania / The Haverford School	Wiess
TT*	60	Sean Sullivan	6' 5"	309	Gr.	Westborough, Massachusetts / St. John's /Yale	GSA
	58	Peyton Farmer	6' 6"	294	R-So.	Fresno, Texas / Ridge Point	Will Rice
TG*	50	Patrick Valent	6' 3"	325	R-So.	Warren, OH / John F Kennedy Catholic	Lovett
	76	John Long	6' 4"	329	R-Sr.	Kempner, Texas / Lampasas	Duncan
C	64	David Stickle	6' 4"	292	Gr.	Pace, Florida / Pace/ Florida State	GSA
	56	Nate Bledsoe	6' 4"	310	R-So.	Collierville, Tennessee/ Briarcrest Christian	Hanszen
SG*	55	Netane Fehoko	6' 0"	295	R-Jr.	Inglewood, California / Hillsdale/College of San Mateo	Duncan
	71	Cole Principe	6' 4"	315	Fr.	Brea, California / Orange Lutheran	Sid Richardson
ST*	53	Luke Miller	6' 5"	294	R-Fr.	Round Rock, Texas / Round Rock	Weiss
	73	Justin Michaelis	6' 4"	315	Fr.	Park City, Utah / Park City	Jones
QB	4	Chase Jenkins	6' 0"	191	R-So.	Katy, Texas / Alief Taylor	Martel
	5	Drew Devillier	6' 5"	228	R-Fr.	Plano, Texas / Plano East	Weiss
OB	10	Quinton Jackson	5' 7"	160	R-Jr.	Fort Worth, Texas / North Crowley	Sid Richardson
	20	Daelen Alexander	5' 10"	215	R-So.	Pflugerville, Texas / Weiss	Duncan
X	81	Braylen Walker	5' 10"	172	R-Jr.	Sulphur, Louisiana / Lake Charles College Prep/ Sulphur	Brown
	23	Payton Matthews	5' 11"	180	Fr.	San Antonio, Texas / Harlan	Lovett
SLOT	1	Aaron Turner	5' 8"	184	Gr.	Ellicott, Maryland / Gonzaga College/UConn/Cincinnati	GSA
	11	Tyson Thompson	5' 9"	185	R-Sr.	Spring, Texas/Klein/HCU	Jones
Z	6	Drayden Dickmann	5' 11"	181	R-So.	Georgetown, Texas / Georgetown	Duncan
	19	Semaj Pierre	5' 8"	168	Fr.	Baton Rouge, Louisiana / Port Arthur Memorial	Lovett

*Tight/Split designations referencing the tight end/split end rather than left/right

DEFENSE

DE	8	Joseph Mutombo	6' 5"	257	R-So.	Fort Worth, Texas / Keller Central	Baker
	11	Sam Carrell	6' 4"	271	Gr.	Albuquerque, New Mexico / Sandia/Wash St/Texas Tech	GSA
NT	75	Blake Boenisch	6' 3"	341	R-Sr.	Needville, Texas / Needville	Baker
	57	Aquantis Clemmons	5' 10"	281	R-So.	Atlanta, Georgia / Carver	Martel
DT	96	Dillan Botts	6' 1"	285	Jr.	Houston, Texas / Bridgeland /Mary Hardin-Baylor	Jones
	99	Christopher Clark-Jolivet	6' 1"	298	R-So.	Houston, Texas / Furr	Martel
RUSH	26	Tony Anyanwu	6' 2"	249	Gr.	Rowlett, Texas / Rowlett /Baylor/SFA	GSA
	16	Chibby Nwajuaku	6' 2"	239	R-Jr.	Cypress, Texas / Cypress Ranch	Duncan
LB	3	Ty Morris	6' 2"	229	Jr.	Houston, Texas / Dekaney	Brown
	25	Blaise Tita	6' 2"	220	Sr.	Houston, Texas / Alief TaylorLamar/Kilgore JC	Jones
LB	0	Andrew Awe	6' 2"	230	R-Sr.	Mansfield, Texas / Mansfield Lake Ridge HS	Hanszen
	44	Cooper King	5' 10"	214	R-So.	Houston, Texas / Stratford	Will Rice
VIPER	9	Peyton Stevenson	6' 2"	200	R-Sr.	Demopolis, Alabama / Demopolis	Will Rice
	6	Jo Chavez	6' 0"	190	So.	Folsom, California / Folsom/Saddleback College	Wiess
SS	4	Marcus Williams	5' 11"	198	R-Jr.	Hoover, Alabama / Hoover	Hanszen
	36	Ahran Ogbor	5' 10"	209	Fr.	Spring, Texas / Spring	Will Rice
FS	27	Jack Kane	6' 0"	181	Gr.	Long Beach, California/ Serve/Oregon State	GSA
	20	Bailey Fletcher	5' 11"	180	R-Fr.	San Antonio, Texas / Reagan	Baker
RCB	7	Omari Porter	6' 2"	198	Gr.	Auburn, Alabama / Auburn HS /Stanford	GSA
	28	LaVonte Johnson	6' 2"	187	R-Fr.	Houston, Texas / North Shore	Lovett
LCB	5	Jerrick Harper	6' 0"	191	Jr.	Silsbee, Texas / Silsbee/Trinity Valley CC	Baker
	14	Ephraim Dotson	5' 10"	181	R-Fr.	Missouri City, Texas / Hightower	Bakert

SPECIAL TEAMS

PK	28	Enock Gota	6' 0"	199	R-Jr.	Houston, Texas / Dekaney	Baker
	82	Chase Allen	6' 1"	216	Gr.	Colleyville, Texas / Heritage/Alabama/UTSA	GSA
KO	28	Enock Gota	6' 0"	199	R-Jr.	Houston, Texas / Dekaney	Baker
	82	Chase Allen	6' 1"	216	Gr.	Colleyville, Texas / Heritage/Alabama/UTSA	GSA
H	91	Alex Bacchetta	6' 2"	230	R-Jr.	Atlanta, Georgia / The Westminster School / Penn State	Will Rice
P	91	Alex Bacchetta	6' 2"	230	R-Jr.	Atlanta, Georgia / The Westminster School/Penn State	Will Rice
	82	Chase Allen	6' 1"	216	Gr.	Colleyville, Texas / Heritage/Alabama/UTSA	GSA
LS	48	Wyatt Freeman	5' 10"	201	Jr.	Bakersfield, California / Centennial /Naval Academy Prep	Lovett
	12	AJ Padgett	6' 3"	241	R-Jr.	Frisco, Texas / Reedy	Duncan
PR	11	Tyson Thompson	5' 9"	185	R-Sr.	Spring, Texas / Klein/HCU	Jones
	6	Drayden Dickmann	5' 11"	181	R-So.	Georgetown, Texas / Georgetown	Duncan
KR	10	Quinton Jackson	5' 7"	160	R-Jr.	Fort Worth, Texas / North Crowley	Sid Richardson
	6	Drayden Dickmann	5' 11"	181	R-So.	Georgetown, Texas / Georgetown	Duncan

GAME 11 VS. NORTH TEXAS

2025 STATISTICAL RANKINGS

Category	RICE			NORTH TEXAS		
	Actual	FBS Rank	AC	Actual	FBS Rank	AC
Rushing Offense	211.1	16	4	182.3	38	6
Passing Offense	97.0	133	13	307.3	5	2
Total Offense	308.1	119	14	489.6	5	2
Scoring Offense	21.1	110	13	45.3	1	1
Rushing Defense	144.4	59	6	202.7	129	13
Pass Efficiency Defense	133.89	74	7	116.31	24	1
Total Defense	362.0	60	3	375.8	76	6
Scoring Defense	27.9	88	8	24.1	70	4
Net Punting	39.87	63	8	38.88	80	10
Punt Returns	4.33	116	13	4.13	118	14
Kickoff Returns	18.13	104	12	22.88	34	2
Turnover Margin	-0.10	79	10	1.40	1	1
Pass Defense	217.6	67	5	173.1	17	1
Passing Efficiency	132.43	72	11	164.44	10	1
Sacks pg	2.20	49	3	2.20	49	3
Tackles For Loss	5.6	60	8	5.8	53	7
Sacks Allowed	1.50	37	6	1.30	25	4
Fumbles Recovered	3	103	13	12	2	1
Fumbles Lost	4	29	3	6	80	9
Passes Intercepted	3	123	12	12	12	1
Interceptions Thrown	3	4	2	4	9	4
Turnovers Gained	6	127	13	24	4	1
Turnovers Lost	7	5	2	10	24	5
Fewest Penalties pg	4.70	19	2	5.50	38	6
Fewest Yards Penalized pg	49.90	46	6	44.70	31	3
Punt Return Yardage Defense	11.71	107	11	4.25	23	4
Kickoff Return Yardage Defense	16.14	13	2	19.06	48	6
3rd Down Conversions	.58	103	14	.476	18	3
4th Down Conversions	.571	62	8	.682	18	4
3rd Down Conv. Defense	.454	123	13	.445	118	12
4th Down Conv. Defense	.400	20	2	.600	97	10
Red Zone Offense	.917	20	3	.932	12	2
Red Zone Defense	1.000	134	14	.813	45	5
First Downs	173	118	13	258	5	2
Time of Possession	32:34	13	2	28:53	100	11


AMERICAN STANDINGS

	American			Overall		
	W	L	Pct.	W	L	Pct.
Navy	6	1	.857	8	2	.800
North Texas	5	1	.833	9	1	.900
Tulane	5	1	.833	8	2	.800
East Carolina	5	1	.833	7	3	.700
South Florida	4	2	.667	7	3	.700
Memphis	4	3	.571	8	3	.727
Army West Point	3	3	.500	5	4	.556
Temple	3	3	.500	5	5	.500
UTSA	3	3	.500	5	5	.500
Florida Atlantic	3	4	.429	4	6	.400
Rice	2	4	.333	5	5	.500
UAB	1	5	.167	3	7	.300
Tulsa	0	6	.000	3	7	.300
Charlotte	0	8	.000	1	9	.100

UPCOMING SCHEDULE (ALL TIMES CT)

Saturday, November 8

Tulsa at Army West Point	<small>CBSN</small>	11 a.m.
Charlotte at Georgia	<small>SEC Network</small>	11:45 a.m.
East Carolina at UTSA	<small>ESPN+</small>	2:30 p.m.
South Florida at UAB	<small>ESPN+</small>	2 p.m.
Connecticut at Florida Atlantic	<small>ESPN+</small>	2 p.m.
Tulane at Temple	<small>ESPN</small>	2:45 p.m.
North Texas at Rice	<small>ESPN</small>	6:30 p.m.



CHUCK SULLIVAN
1971 - 2025

Longtime American Conference Assistant Commissioner of Communications Chuck Sullivan passed away last Saturday night after a long battle with cancer.

Rice joins with our fellow conference members in saluting his legacy and tireless advocacy of the American Conference and will honor him prior to our game this Saturday.

RICE FUTURE SCHEDULES

2026

9/5	Houston Christian
9/12	at Notre Dame
9/19	Western Michigan
9/26	at Fresno State

RICE'S 2025 RECORD WHEN ...

Overall	5-5	Trailing after first quarter	2-4
American Conference	2-4	Tied after first quarter	2-1
Home	3-3	Leading at halftime	2-0
Away	2-2	Trailing at halftime	3-5
Neutral Site	0-0	Tied at halftime	0-0
Current Streak	W1	Leading after third quarter	4-0
Current Home Streak	W1	Trailing after third quarter	1-5
Current Road Streak	L2	Tied after third quarter	0-0
Current Neutral Streak	L2	Overtime	1-0
Day Games	2-1	Scoring less than 20 points	1-4
Night Games	3-4	Scoring 20-29 points	2-1
On Television	5-5	Scoring 30 or more points	2-0
CBS Sports Network	0-1	Allowing less than 20 points	4-0
ESPN	1-0	Allowing 20-29 points	0-2
ESPN2	0-1	Allowing 30 or more points	1-3
ESPN	0-1	With a 100-yard rusher	3-2
ESPN+	4-2	Allowing a 100-yard rusher	0-3
In August	1-0	With a 300-yard passer	0-0
In September	2-2	Allowing a 300-yard passer	1-0
In October	1-3	Outgaining opponent	4-0
In November	1-0	Opponent outgains	0-5
In December	0-0	300 or more yards of total offense	3-1
vs. Top 25 Teams (AP)	0-1	Allowing 300 or more yards total offense	2-5
vs. Unranked Opponents	5-4	No turnovers	3-2
On Natural Grass	0-1	One to three turnovers	1-3
On Artificial Turf	5-4	More than three turnovers	0-0
Scoring first	0-2	No takeaways	4-3
Opponent scores first	5-3	One to three takeaways	1-2
Scoring on opening drive	1-2	More than three takeaways	0-0
Opponent scores on opening drive	3-4	Committing fewer turnovers	2-2
Controlling time of possession	5-4	Turnovers are equal	2-0
Opponent controls time of possession/tied	0-1	Committing more turnovers	1-3
Leading after first quarter	1-0		

MEDIA SCHEDULE - GAME 11 - NORTH TEXAS

MON 17	TUES 19	WED 19	THURS 20	FRI 21	SAT 22	SUN 23
NO PRACTICE	PRESS CONFERENCE 12:15 p.m. Patterson Center & Zoom PRACTICE 4:15-5:35	PRACTICE 3:30-4:50 Media Availability after practice	PRACTICE 4:15-5:10 Media Availability after practice	WALKTHROUGH No Media Availability	GAME DAY VS. NORTH TEXAS 6:30 Kickoff Postgame in person and Zoom	NO PRACTICE BYE WEEK No Media Availability

COVERING THE OWLS

Members of the media should contact Chuck Pool, Rice's Assistant AD for Athletic Communications, to arrange player/coach interviews as well as provide advance notice of intentions to cover practices. Applications for single-game credentials to cover Rice home games can be made on-line at <https://riceowls.co/Rice-FB-Credentials>

Each Tuesday, head coach Scott Abell along with selected players, meets with the media in person and also on Zoom. Coach Abell addresses the media beginning at 12:15, followed by selected players. Members of the media may access game notes and additional information by visiting the football page on Rice's athletics web site, RiceOwls.com.

RICE QUICK FACTS

Location | **Houston, Texas 77005**
 Founded | **1891**
 Enrollment | **4,574 undergraduate, 3,982 graduate**
 Nickname | **Owls**
 Mascot | **Sammy the Owl**
 Colors | **Blue (281c) and Gray (424c)**
 Conference | **American Conference**
 Stadium | **Rice Stadium (47,000)**
 Playing Surface | **TenCate Pivot**
 President | **Reginald DesRoches (California, '90)**
 Athletics Director | **Tommy McClelland**
 Rice Athletics Phone Number | **713-348-6920**
 Rice Football Phone Number | **713-348-6900**
 Ticket Office Phone Number | **713-348-OWLS**

2025 TEAM INFORMATION

2024 Starters Returning/Lost | 7/18
Offense | 3/8
Defense | 2/9
Specialists | 2/1
Lettermen Returning/Lost | 38/47
Offense | 19/24
Defense | 16/20
Specialists | 3/3

RICE IS...

- 197-222-7 all-time at Rice Stadium.
- 58-52-2 on Senior Day at home (no home games played in 1912), including a 15-4 mark since 2006.
- 6-5 in American Conference games at Rice Stadium (going 2-2 in 2023 and 3-1 last year) and has won four of its last six conference home games as well as five of its last eight American games on home turf, dating back to a 24-21 win over Florida Atlantic to end the 2023 season.
- Wrapping up a three-game homestand vs. American Conference teams after opening with three of the first four on the road.
- 9-13 all-time in the American and their eight conference wins rank third among the six former C-USA schools who joined the conference in 2023 (UTSA 13-8; North Texas 10-11; Rice 9-13; Florida Atlantic 7-15, UAB 6-15; and Charlotte 6-16).
- 5-3 this year when the opponent scores first, 0-2 when scoring first.

RANKED OPPONENTS AT HOME

Saturday's meeting with #22 North Texas will be the Owls' third against a ranked opponent at home in the last three years, all of which have been against American Conference opponents (#25 Memphis this season and #22 SMU in 2023). This is the first time Rice has hosted two ranked conference opponents at home in the same season since 1989, when the Owls were members of the Southwest Conference and lost to #21 Texas A&M 45-7 and #11 Arkansas 38-17 on consecutive weekends. Prior to the Owls' 30-28 loss to #22 SMU at Rice Stadium in 2023, Rice had not played a ranked conference foe at home since defeating #21 BYU 27-14 on 10/11/97. Rice has played 55 games at Rice Stadium against ranked conference opponents since it opened in 1950(10-42-3).

STARTING WITH THE COIN TOSS IN 2025

Opponent	Captain	Captain	Captain	Captain	Coin Toss	Kick/ Receive	First Offensive Possession	First Defensive Possession	Jersey	Pants	Outcome
at Louisiana	T. Morris	Jackson	Wyatt	Barnett	Louisiana	Deferred	Punt	Field Goal	White	Blue	W, 14-12
Houston	Daley	T. Morris	Jackson	Wyatt	Rice	Deferred	Punt	Punt	Baby Blue	White	L, 9-35
Prairie View A&M	T. Morris	Jackson	Wyatt	Barnett	Rice	Deferred	Punt	Punt	Blue	Grey	W, 38-17
at Charlotte	T. Morris	Jackson	Wyatt	Barnett	Rice	Deferred	Touchdown	Field Goal	Blue	Blue	W, 28-17
at Navy	Daley	T. Morris	Jackson	Wyatt	Rice	Deferred	Punt	Touchdown	White	White	L, 13-21
Florida Atlantic	T. Morris	Jackson	Wyatt	Barnett	Rice	Receive	Touchdown	Touchdown	Blue	Blue	L, 21-27
at UTSA	T. Morris	Jackson	Wyatt	Barnett	Rice	Deferred	Field Goal	Touchdown	White	White	L, 13-61
Connecticut	T. Morris	Jackson	Wyatt	Barnett	Connecticut	Deferred	Touchdown	Punt	Blue	White	W, 37-34 ^{2OT}
Memphis	T. Morris	Jackson	Wyatt	Barnett	Rice	Received	Punt	Touchdown	Blue	Blue	L, 14-38
UAB	T. Morris	Jackson	Wyatt	Barnett	UAB	Received	Fumble	Punt	Blue	Grey	W, 24-17

North Texas

at South Florida

NOTABLE

- Prior to kickoff, Rice will salute current and former players on **Senior Night** who are completing their eligibility at the end of this season, either as undergraduates or graduate students, as well as some who will complete their senior academic years but retain eligibility.
- This will be the first time Rice has ended a home schedule at night.
- Rice is 40-35 all-time in its final home game of the season at Rice Stadium, including a 14-3 record on Senior Day since 2008, and the Owls are a combined 22-9 at home in the month of November over the same time span.
- **Scott Abell** needs one win to move past Al Conover and Ken Hatfield for the third-most wins by a Rice football head coach in his first season.
- The Owls have rushed for 2,111 yards (211.1 per game) this season, their most since they finished 2017 with 2,244 in 12 games (187 per game) ... The last time they rushed for more than 2,300 yards in a season was 2013, when they compiled 3,183 yards in 14 games (227.4 yards per game).
- Rice's 41 yards passing vs. UAB were the Owls' fewest in a win since they threw for five yards in a 44-10 win over SMU on 10/9/04., Rice rushed for 496 yards that day.
- **Chase Jenkins** needs 78 yards rushing and 115 passing to become the fourth quarterback in school history to have at least 500 yards rushing and 1,000 yards passing in the same season (*See Chart on Page 8*)
- Redshirt freshmen **LaVonte Johnson** made his first collegiate start vs. UAB, becoming the 18th Owl to make their first collegiate starts this year. Rice is tied with UTSA and LA Tech for fifth nationally in first-time starters in 2025.
- Cole Principe became the first true freshman to start for Rice on the offensive line since Issac Klarkowski started the last two games of the 2019 season.
- **Alex Bacchetta's** 12 punts of at least 50 yards are a career high and the most by an Owl since All-Pro punter Jack Fox had 26 in 2018.
- **Tyvon Byars'** 43-yard dash on his first career reception gave Rice its fifth player this season to have one play from scrimmage of at least 40 yards (**Quinton Jackson**, 3; **Daelen Alexander**, **Byars**, **Drayden Dickmann**, **Aaron Turner**, 1 each).
- The Owls also had five players with a play of at least 40 last season, with Dean Connors (4), Kobie Campbell, Quinton Jackson, Elijah Mojarro and Braylen Walker (1 each) combining for nine.
- **Quinton Jackson** has matched Dean Connors (2024) with three, 100-yard rushing games in a season. The last time an Owl topped 100 more than three times in a season was Astin Walter, who had five in 2019.
- **Daelen Alexander** ran for 129 yards at UTSA, joining Jackson (twice) and **Chase Jenkins** (once) in topping the century mark this season. The last time Rice has had three players rush for at least 100 yards in a game in the same season was 2018 (Otoviano, Walter & Esukpa).. The last time more than three Owls ran for 100+ in a game was 2015(Jowan Davis, Darik Dillard, Sam Stewart and Austin Walter, 1 each).
- Jackson and Alexander combined to give Rice a 100-yard rusher in three consecutive games, the longest streak since Astin Walter had three straight in 2019. The last time Rice had a 100-yard rushing in four consecutive games was 2013 when Charles Ross had four of his seven 100-yard efforts in consecutive games.
- Alexander became the third Owl to have a run from scrimmage with his 57-yarder at UTSA on 10/11, joining Quinton Jackson (68 vs. FAU, 73 vs. UConn) and Aaron Turner (52 vs. Prairie View), the first time since 2018 that three different players have had at least one run of 50+... Juma Otoviano and Emanuel Esukpa each had two and Austin Walter one that season.
- The Owls' four runs of 50+ yards are their most since they had four in 2018 (Juma Otoviano, 80 & 62; Austin Walter, 62; Emmanuel Esukpa, 52 & 51).
- Jackson's 68-yard touchdown on the third play of the game vs. Florida Atlantic (13:34 left in the quarter) was the earliest the Owls have scored in a game since 2016.
- **Chase Jenkins** has thrown and run for a TD in the same game three times this year, the most by an Owl QB since TJ McMahon had three combined TD games in 2022... Taylor McHargue had five games with a TD pass and rushing TD in 2012.
- Rice's average margin of victory in American Conference road games is 21.3 points (64 in three games), compared with 6.4 at home (32 in five).
- Rice allowed only 21 points against Navy, which came into the game averaging 44 points per game, and the Owls have held three of seven opponents to 17 points or

'25 RICE COACHING STAFF

Dunlevie Family Head Football Coach | **Scott Abell**

Alma Mater | **Longwood College**, '82

Record at Rice | **5-5, First Season**

Career Record | **91-58, 12 Seasons**

Assistant Head Coach/Tight Ends | **Wayne Lineburg**

Alma Mater | **Virginia**, '96

OC/Offensive Line | **Vince Munch**

Alma Mater | **Ferrum**, '11

DC/Linebackers | **John Kay**

Alma Mater | **Concordia (Chicago)**, '96

PG Coordinator/Quarterbacks | **Porter Abell**

Alma Mater | **Richmond**, '17

RG Coordinator/Inside Receivers | **Austin Eisenhofer**

Alma Mater | **Washington and Lee**, '15

OLBs/Special Teams Coordinator | **Mark Hogan**

Alma Mater | **Georgia State**, '12

DRG Coordinator/Defensive Line | **Ty Warren**

Alma Mater | **Texas A&M**, '11

Outside Redeivers | **Brian Brown**

Alma Mater | **Richmond**, '17

Safeties | **Kerry Cooks**

Alma Mater | **Iowa**, '97

Cornerbacks | **Jeremy Modkins**

Alma Mater | **TCU**, '05

Rush Ends | **Taylor Sauer**

Alma Mater | **Murray State**, '21

Running Backs | **Johnathan Wilson**

Alma Mater | **Kansas**, '12'

Assistant Defensive Line | **Michael Case**

Alma Mater | **California Baptist**, '23

Assistant Offensive Line | **Clay Davie**

Alma Mater | **Arizona State**, '10

Assistant Linebackers | **Justin McIntire**

Alma Mater | **Charleston Southern**, '21

Assistant Backfield | **Coy Williams**

Alma Mater | **Davidson**, '22

Strength & Conditioning | **Lew Caralla**

Alma Mater | **Defiance (Ohio)**, '08

GAME DAY ASSIGNMENTS

PRESS BOX

- JON KAY
- AUSTIN EISENHOFER
- TAYLOR SAUER
- CLAY DAVIE
- MICHAEL CASE
- BERNARD DESMOND
- ELI TURNER JR

MILESTONE WATCH

KICKOFF RETURNS

CAREER

1	Michael Perry (1995-98)	109
2	Quentis Roper (1985-88)	73
3	Austin Walter (2015-18)	71
4	Ja'Corey Shepherd (2005-08)	68
5	Sean White (1999-2002)	62
6	James Sykes (1973-76)	52
7	Austin Trammell (2017-20)	49
8	Quinton Jackson (2022-Present)	46

YARDS

CAREER

1	Michael Perry (1995-98)	2,366
2	Quentis Roper (1985-88)	1,683
3	Austin Walter (2015-18)	1,548
4	James Sykes (1973-76)	1,398
5	Ja'Corey Shepherd (2005-08)	1,358
6	Sean White (1999-2002)	1,155
7	Quinton Jackson (2022-present)	1,116

PUNT RETURNS

CAREER

1	Huey Keeney (1945-48)	81
2	Horton Nesrsta (1951-53)	69
3	Eric Henley (1988-91)	61
4	Michael Perry (1995-98)	47
5	David Ferguson (1963-65)	43
6	Bruce Henley (1971-73)	40
	LaDoughyous McCalla (1994-98)	40
	Tyson Thompson (2021-Present)	35

10-RECEPTION GAMES

#1 SLOT Aaron Turner (1)^

10 vs. Liberty	Nov. 12, 2022
^ at Connecticut	

100-YARD RUSHING GAMES

#20 RB Daelen Alexander (1)

129 at UTSA	Oct. 11, 2025
-------------	---------------

#10 RB Quinton Jackson (3)

168 vs. Connecticut	Oct. 25, 2025
128 vs. Florida Atlantic	Oct. 4, 2025
119 at Louisiana	Aug. 30, 2025

#4 QB Chase Jenkins (1)

124 vs. Prairie View A&M	Sept. 13, 2025
--------------------------	----------------

100-YARD RECEIVING GAMES

#11 WR Tyson Thompson (2)^

113 vs. Northwestern State	Nov. 6, 2021
103 vs. Incarnate Word	Oct. 30, 2021
^ at HBU	

10+ TACKLE GAMES

#0 LB Andrew Awe (3)

12 vs. Memphis	Oct. 31, 2025
11 at Charlotte	Sept. 18, 2025
10 vs. Florida Atlantic	Oct. 4, 2025

#75 DL Blake Boenisch (1)

10 at Memphis	Nov. 8, 2024
---------------	--------------

#27 S Jack Kane (1)

11 vs. Houston	Sept. 6, 2025
----------------	---------------

#3 LB Ty Morris (1)

15 vs. Houston	Sept. 6, 2025
----------------	---------------

#4 S Marcus Williams (1)

12 at Navy	Sept. 27, 2025
------------	----------------

less this season.

- Memphis finished with 355 yards in total offense on Halloween, the Tigers lowest output of the season.
- The Owls' 347 rushing yards vs. the Prairie View were their most since they ran for 349 vs. Texas Southern... Rice has won its last nine games when topping 300 yards on the ground, with the last loss coming at Texas A&M in the 2013 season opener when Rice rushed for 306 yards in a 52-31 loss.
- Rice switched to a spread attack in 2006 and over the last 19 years finished with more yards rushing than passing only twice: 2013 (3,183 rushing/2,495 passing) and 2017 (2,244/1,736), and produced twice as many 1,000-yard receivers (4) as rushers (2).

HALL OF FAMER

Dunlevie Family Head Football Coach

Scott Abell is one of four former Longwood University athletic standouts who make up the 2025 induction class for the school's Hall of Fame. Abell was a four-year standout who hit .335 with 31 home runs while helping Longwood go 117-41 during his career. The Lancers made two appearances in the Division II NCAA Championship, reaching the D-11 College World Series in his junior season.

BY LAND AND AIR

Quinton Jackson became the first Rice Owl and 11 FBS player since 1996 to score a touchdown of 70+ yards rushing and receiving in the same game. The last three players to do so play in the American Conference, including UTSA's earlier this year. Here's the list:

Player	Date	Opp	R/P
Quinton Jackson	2025	UConn	73/75
Robert Henry Jr.	2025	CSU	76/74
DT Sheffield	2024	Mem	75/75
Dane Kinamon	2022	UNI	71/80
Dri Archer	2013	USA	74/73
Ronnie Hillman	2011	Wyo	99/71
Jason Chery	2008	ULM	87/74
Marcus Thigpen	2008	MSU	78/79
William Green	2001	ND	71/70
Troy Edwards	1997	UL	70/82
Corey Dillon	1996	SJSU	78/83

WHO'S BACK?

- Rice returned 21% of its rushing yards, 5% of its passing, and 15% of its receiving.
- Quinton Jackson is the Owls' leading returning rusher with 275 of the Owls'

282 returning yards on the ground.

- Drew Devillier is the leading returning passer with 137 yards, followed by Jackson with 21.
- Braylen Walker is the returning receiver with 22 receptions for 264 yards.
- Rice returned 35% of its game starts from last year on offense (46 of 132) and 27% on defense (36 of 143). Center David Stickle, who made his first collegiate start in the 2024 opener after transferring from Florida State, is the only returner who started all 12 games on either side of the ball. On offense, the Owls return 12 starts at wide receiver (Braylen Walker 8, Tyson Thompson 4), 11 at right guard in 2024 (Trace Norefleet 6, John Long 3, Weston Kropp 2), and one at quarterback (Drew Devillier) in addition to four from Micah Barnett at fullback (moved to tight end this spring)
- On defense Mike LB Andrew Awe and DT Blake Boenisch lead the way 10 starts from last season, followed by six combined at Viper (Blaise Tita 4, Marcus Williams and Plae Wyatt 1) and Free Safety (Daveon Hook 5, Peyton Stevenson 1), and four at Will LB (Ty Morris).
- While not technically a returning 2024 starter after missing all but the opener with an injury, Plae Wyatt started all 13 games in 2023 at VIPER and was the Owls' leading tackler.
- In addition, the Owls added three transfers who each started ten games last year at their previous schools (Tony Anyanwu, SFA; Ejike Adele, Dartmouth; Sean Sullivan, Yale). Ejike was named the Ivy League Defensive Player of the year in 2024 for the Big Green.

NEW FACES

- Rice added 42 new names to the roster since the end of the 2024 season. That list includes 12 players who joined the team as grad transfers (DL Ejike Adele, K Chase Allen, DL Tony Anyanwu, SLOT Max Balthazar, DL Sam Carrell, WR Artis Cole, CB Khary Crump, SAF Jack Kane, WR David Kasemervisz, CB Omari Porter, OL Sean Sullivan, and WR Aaron Turner), five who transferred from four-year schools as undergrads (DL Matthew Aribisala, DL Dillan Botts, RB Carson Morgan, OL Cole Morgan, QB Lucas Scheernhorn) and two JuCos (VIPER Jo Chavez and CB Jerrick Harper).
- The roster features 63 returners, 20 transfers (14 FBS, 3 FCS, 2 JC, 1 D-III), and 23 true freshmen recruits.
- Two newcomers to the Owls have prior experience playing against Rice for their previous schools. Kicker Chase

Allen faced the Owls in 2023 & 2024 with UTSA and scored seven points on a field goal and four PATs in the Roadrunners' 34-14 win in 2023. Matthew Aribisala started for Sam Houston at Rice Stadium in the 2024 season opener and was credited with three tackles and one sack.

RICE STADIUM TURNS 75

Rice Stadium celebrated its 75th birthday on September 30, three days after the Owls played at Navy. The stadium rose from the far west end of the campus in less than nine months in 1950 to provide a more suitable home for the Owls, who defeated North Carolina in the Cotton Bowl on New Year's Day and ended the season ranked fourth in the final AP poll. The 70,000 stadium was the largest on-campus facility in the Southwest Conference when it opened in a matchup between champions of the previous season's Orange (Santa Clara) and Cotton Bowls (Rice). The Owls took control early and won 27-7. In addition to the 421 games played by Rice since the stadium opened in 1950 (198-228-7), the stadium has also served as the home for the University of Houston (two games in 1950 and all home games from 1951-63), the Houston Oilers (1965-67), The Spring League (2021) and the Houston Roughnecks of the UFL in 2024. Rice Stadium is one of just four on-campus stadiums to host a Super Bowl (Super Bowl VIII), joining Tulane Stadium (IV, VI, IX), Stanford Stadium (XIX), and Sun Devil Stadium (XXX).

NEWER SURROUNDINGS

Offensive tackle Sean Sullivan is the rare player who made the jump to a newer facility when he came to Rice as a grad transfer from Yale. The Bulldogs play their games at the Yale Bowl, which opened in 1914, 36 years before Rice Stadium opened.

2025 CAPTAINS

After graduating three players (Chike Anigbogu, Izeya Floyd and Josh Percy) who served as captains for multiple years, the 2025 Owls will be lead by a new slate of six captains: TE Micah Barnett, RUSH Michael Daley, QB Chase Jenkins, RB Quinton Jackson, LB Ty Morris and VIPER Plae Wyatt were selected by their teammates.

GOOD WORKS TEAM

Rice senior safety Plae Wyatt is one of 22 college football players and one head coach who have been named to the 2025 Allstate AFCA Good Works Team®. Wyatt is the fourth Owl to be honored since the program began in 1992, joining Corey Seymour (1993), Raymorris Barnes (2004), and Driphus Jackson (2015). For the second year, Allstate is partnering with the Wuerffel Foundation to unify two of college football's

most meaningful community service honors. Wyatt, who will be named the 2025 Allstate Wuerffel Trophy recipient and serve as the Good Works Team captain, recognizing their leadership, performance, and impact off the field. Wyatt was elected a team captain for the Owls in 2025 as he worked his way back from an injury that ended his 2024 season after only 38 snaps in the opening game vs. Sam Houston. In 2023, he led the Owls in tackles with 81 while starting all 13 games. In the classroom, he earned his undergraduate degree in 2024 while posting a 3.77 GPA and is currently enrolled in the Master's of Global Affairs program. Off the field, Wyatt has demonstrated a lifelong commitment to community service, rooted in a multigenerational legacy of giving back. Through the McKinney Yellow Jackets, founded by his father, he has mentored and coached at-risk youth for over six years. He extended this mission by founding the Plae Wyatt Free Youth Football Camp, now entering its second year. At Rice, he actively serves the Houston community through city events, mentoring, and outreach. He remains consistently active in the community—whether in Dallas or Houston, TX—demonstrating leadership, humility, and a deep dedication to uplifting and empowering those around him.

LOOKING AT THE SCHEDULE

- The remaining two opponents on the Owls' 2025 schedule have a combined 16-4 record (North Texas 9-1, and South Florida 7-3).
- With the win over UConn, Rice finished 3-1 vs non-conference opponents for the first time since 2001.... The Owls' non-conference opponents are 28-14 this season (Louisiana 4-6, Houston 8-2, Prairie View 8-3, UConn 8-3).
- Rice opened 2025 by playing on the road three times in the first five games, going 2-1, including consecutive road conference games to open the season (1-1).
- Rice's 2025 opponents are 73-50 this year (.593), and six (Houston, Navy, UConn, Memphis, and North Texas) are already bowl eligible (with UTSA, Louisiana, Florida Atlantic in contention with two weeks remaining) and a seventh, Prairie View, is 8-3 at the FCS level.
- The .593 winning percentage matches that of the Owls' 2024 opponents, which was 86-59, the highest since 2005 (70-52, .603) for Owls' opponents.
- The 2025 season saw the Owls' first road game at Louisiana since 1988

COLLEGE COLORS

Each member of the Owls will carry their residential college colors on to the field with them this season as all will wear their the logo of their college on the back of their helmets.

Unlike most other universities, Rice has no sororities, fraternities, honors, or athlete dorms on campus.

Instead, newly admitted students are randomly assigned to one of 11 residential colleges (Baker, Brown, Duncan, Hanszen, Jones, Lovett, Martel, McMurtry, Sid Richardson, Will Rice and Wiess), which they will remain in throughout their undergraduate years.

The diversity of the Rice student body helps build community within each college, allowing a rich tapestry of traditions and culture to be formed.

Undergraduate transfers to Rice are assigned a residential college while all graduate students are members of the Graduate Students Association and will wear the GSA logo.

OVERDUE RETURN

Rice has not returned an unblocked punt for a touchdown in over 25 years. LaDoughyous McCalla took one 84 yards for a score against TCU on Nov. 8, 1997. Chike Anigbogu scooped up an SMU blocked punt and returned it 15 yards for a touchdown in 2023 at Rice Stadium and that goes into the stats as a punt returned for a touchdown.



FIRST SEASONS

Jimmy Kitts	9	1	1934
Jess Neely	7	2	1940
Todd Graham	7	6	2006
Al Conover	5	5	1972
Scott Abell	5	5	2025
Ken Hatfield	5	6	1994
John Heisman	4	4	1924
Bo Hagan	4	6	1967
Jerry Berndt	4	7	1986
Phil Arbuckle	3	2	1912
Bill Peterson	3	7	1971
Homer Rice	3	9	1976
David Bailiff	3	9	2007
Claude Rothgeb	2	7	1928
Jack Meagher	2	7	1929
Ray Alborn	2	9	1978
Fred Goldsmith	2	8	1989
Mike Bloomgren	2	11	2018
Pete Alamar*	2	2	2024
John Anderson	1	5	1918
Watson Brown	1	10	1984

*interim head coach

100-YARD RUSHERS PER SEASON

(SINCE 2000)	YEAR	NO	LEADER
2000	0		
2001	5		Kyle Herm (3)
2002	3		3 with 1
2003	10		Kyle Herm/Thomas Lott (3)
2004	12		Ed Bailey (5)
2005	7		Quinton Smith (5)
2006	5		Quinton Smith (5)
2007	3		Chase Clement (2)
2008	3		C.J. Ugokwe (3)
2009	3		Tyler Smith (2)
2010	4		Jeremy Eddinton/Sam McGuffie (2)
2011	3		Tyler Smith (2)
2012	5		Charles Ross (3)
2013	8		Charles Ross (7)
2014	4		Jowan Davis (3)
2015	4		4 with 1
2016	3		Samuel Stewart (2)
2017	1		Nahshon Ellerbe (1)
2018	4		Emmanuel Esukpa (2)
2019	6		Aston Walter (5)
2020	1		Juma Otoviano (1)
2021	2		Ari Broussard/Jordan Myers (1)
2022	0		
2023	2		Dean Connors (2)
2024	3		Dean Connors (3)
2025	5		Quinton Jackson (3) QB'S 500

500 RUSH/1,000 PASS IN A SEASON

NAME	RUSH	PASS	YEAR
Kyle Herm	897	1121	2001
Chase Clement	693	4119	2008
Bert Emanuel	680	1558	1992
Taylor McHargue	667	2209	2012
Chase Clement	535	3377	2007
Chase Jenkins	422	885	2025

and their first trip to Annapolis to face Navy since 2003.

- The Owls played Houston, UTSA, and Charlotte for the fifth consecutive year, the longest active streaks for Rice (the Rice-UTSA series was interrupted by a cancellation due to COVID-19 in 2022).

SPECIALTIES

- Punt returner Tyson Thompson and kick returner Quinton Jackson both earned preseason all-conference honors after putting up two of the best seasons by the Owls in each category in 2024.
- Thompson led the Owls and was fourth in the AAC last season, averaging 8.2 yards in his first season as the primary returner for Rice. His 21 returns were second in the conference and the most by an Owl since Ja'Corey Shepherd returned 22 punts in 2007, and he had 16 of those returns over the final six games. His 83 yards in punt returns vs. Navy were the most by an Owl since Mario Hull totaled 121 yards on eight returns vs. Memphis in 2011.
- Jackson ranked third in the AAC and seventh nationally in KOR yardage and was third in the conference and 13th nationally with a 26.7 average per return. He set a school record with a 100-yard kickoff return at UConn. He also caught a touchdown pass (Charlotte) and scored on the ground in the finale vs. USF to become the first Owl to have a touchdown rushing, receiving, and by kick return since James Sykes in 1976.
- Jackson's 100-yard return at Memphis was the Owls' first kickoff return touchdown since 2012, but Owls have not returned an unblocked punt for a score since November 8, 1997 when LaDoughyous McCalla raced 84 yards for a score against TCU on Nov. 8, 1997. Chike Anigbogu scooped up an SMU blocked punt and returned it 15 yards for a touchdown last season at Rice Stadium and that goes into the stats as a punt returned for a score.

I'LL COME TO YOU

Scott Abell attempted to recruit senior tight end Micah Barnett to Davidson when Barnett was a senior at Dickinson High School in 2021 and had made the switch to fullback from the offensive line midway through his senior year. Barnett chose to stay home and accept a preferred walk-on slot at Rice. After taking over the program this year, Abell awarded Barnett a scholarship for his final year at Rice.

UNDER CENTER

Chase Jenkins is the 17th quarterback make at least one start at Rice since 2017 (including three in each of five of the last eight seasons) and his 10 consecutive starts are the most for a Rice QB since Tyler Stehling started the first 11 games of 2016 before suffering an injury and missing the finale. Driphus Jackson is the

last QB to start an entire season for the Owls (12 games in 2015) and made 25 consecutive starts at QB from 2014-15.

VS. UNT

OFFENSE					
Passing	CMP-ATT	YDS	TD	INT	LONG
AJ Padgerr	12-33	229	1	1	48

RUSHING	ATT	YDS	AVG	TD	LONG
AJ Padgett	14	26	1.9	0	14

Receiving	NO	YDS	AVG	TD	LONG
Braylen Walker	4	77	19.3	1	48

DEFENSE	TACKLES	TFL	SACK	INT	PBU
Blake Boenisch	1-2-3	0	0	0	0
Plae Wyatt	0-1-1	0	0	0	1

DEGREES IN HAND

20 Owls will take the field this fall having completed their undergraduate work, including five who earned their degrees at Rice (Brad Baur, Weston Kropp, Tyson Thompson, Marcus Williams and Plae Wyatt).

MASTER CLASSES

18 Owls will be pursuing Master's Degrees this fall: DE Ejike Adele (MBA), K Chase Allen (Global Affairs), DL Matthew Arbisala (Engineering Management & Leadership), SLOT Max Balthazar (Global Affairs), OL Brad Baur (Accounting), DE Sam Carrell (Global Affairs), WR Artis Cole (Social Policy Evaluation), CB Khary Crump (Social Policy Evaluation), VIPER Jack Kane (Global Affairs), WR David Kasemervisz (Engineering Management & Leadership), OL Weston Kropp (MBA), CB Omari Porter (Engineering Management & Leadership), C David Stickle (Global Affairs), OL Sean Sullivan (MBA), WR/KR Tyson Thompson (MBA), Safety Marcus Williams (Global Affairs), (VIPER Plae Wyatt (Global Affairs).

DILLARD BACK ON BALLOT

Jarett Dillard, the record-setting receiver who led Rice to a pair of bowl appearances after a 45-year absence, is one of 77 players from the Football Bowl Subdivision on the 2026 ballot for induction into the College Football Hall of Fame. Dillard is one of nine wide receivers on this year's ballot, joining Bernard Berrian (Fresno State), Willie Gault (Tennessee), Marvin Harrison (Syracuse), DeSean Jackson (Cal), Herman Moore (Virginia), Larry Sievers (Tennessee), Peter Warwick (Florida State) and Ryan Yarborough (Wyoming). Although lightly recruited out of high school and signing with a school known for its triple-option ground attack, Dillard thrived in the switch to a spread attack in his sophomore season and went on to set NCAA career records for most touchdown receptions (60) and games with a touchdown catch (38).

Also of note:

- During a breakout sophomore season, he set NCAA single-season records for both games and consecutive games with a

GAME 11 VS. NORTH TEXAS



touchdown reception (13), despite playing with three different quarterbacks.

- He was named a Biletnikoff Award finalist while leading the Owls to their first bowl berth in 45 years.
- He caught 21 touchdown passes as a sophomore and then added 20 as a senior, becoming the only player in NCAA history to twice catch at least 20 touchdowns in a season.
- He wrapped his career while leading the Owls to a 10-4 season capped by a win in the Texas Bowl—their first bowl win since 1954—and with virtually every school receiving record in his possession.
- He has held the NCAA career record for touchdown receptions for 17 years (2008 to present), the longest streak since Elmo Wright set the record with 34 in 1970 until it was broken in 1989.
- Dillard was the 1st Owl named to the FWAA All-America team in 50 years in 2008.
- He was the first player from Rice to earn first-team All-Conference USA three times and set conference career marks for touchdown receptions and receiving yards (4,138). He was the 10th receiver in NCAA history to pass 4,000 yards receiving and the 13th player with four 1,000-yard seasons.
- Dillard caught at least two passes in each game of his career (49 games), the longest streak in NCAA history for players with multiple catches in every game of the streak. His 51 touchdown receptions from quarterback Chase Clement set the NCAA record for most touchdowns by a passing duo and the tandem added a 52nd in the Texas Bowl as Dillard threw a scoring pass to Clement.
- After three seasons in the NFL, Dillard entered law school. He is currently Senior Counsel at Husch Blackwell, LLP, specializing in Business, Commercial & Construction Litigation.
- He was inducted into the Rice Athletics Hall of Fame in 2015, and an inaugural member of the C-USA Hall of Fame.

HIGH CEILING GUYS

Of the 11 Rice UFAs who played in the NFL since 2021, Chris Boswell is the only one who came to Rice out of high school with more than two stars by any recruiting service (three stars by Rivals).

ALL PRO OWLS

After record-setting regular seasons, Chris Boswell and Jack Fox were named to the AP's 2024 NFL All-Pro, becoming just the second and third former Rice Owls to earn the honor. Wide receiver Bill Howton was named first-team All-Pro in the NFL in 1956 and 1957. Tobin Rote, Howton's quarterback at Rice, was named to first-team AFL All-Pro in 1963. Boswell led the NFL in scoring during the 2024 season with a club-record 158 points, which matched the fifth-most points by a kicker in NFL history. He connected on an NFL-high 41 of 44 field goal attempts this season (93%), the second-most in NFL history, and was perfect on all 35 extra-point attempts. Fox set an NFL record with a net punting average of 46.2 yards per kick and led the league with a 51.0 gross punting aver-

age. Since making his debut with the Lions in 2020, Fox has the highest career gross punting average in NFL history (48.8 yards per punt).

IN THE LEAGUE

Luke McCaffrey became the first Owl to be taken in the NFL Draft since 2014 when Washington took him in the third round last April. His former roommate at Nebraska before both transferred to Rice (Brant Banks) became the 12th Owl since 2015 to reach the NFL as a non-drafted free agent when he debuted with Green Bay against McCaffrey and Washington on September 11:

RICE UFA's in the NFL Since 2015

NAME	TEAM	YEAR
Chris Boswell	PIT	2015
Bryce Callahan	CHI	2015
Jordan Taylor	DEN	2016
Emmanuel Ellerbee	LAC	2018
Austin Walter	NYG	2019
Calvin Anderson	DEN	2020
Jack Fox	DET	2020
Myles Adams	SEA	2021
Nick Leverett	TB	2021
Austin Trammell	ATL	2021
Elijah Garcia	DEN	2022
Brant Banks	GB	2025

BONUS BALL

Rice is 9-9 all-time in overtime games, including a 4-4 mark on the road and a 5-5 mark at home. The Owls have their last three overtime games, including their last two at home and have won four of the last five road overtime games. Rice's first OT game came in 1998 when they beat SMU 23-17. Rice's last OT games have gone 2 overtimes, and the Owls are 3-3 in games with two overtimes, but they have yet to play into a third OT session.

DATE	OPP	RESULT
9/5/98	SMU	W, 23-17
9/2/00	Houston	W, 30-27
10/20/01	Nevada	W 33-30
10/28/01	@LA Tech	L, 41-38
9/13/03	@Duke	L, 27-24
11/13/04	@UTEP	L, 35-28*
11/11/06	@Tulsa	W, 41-38*
9/22/12	Marshall	L, 54-51
10/5/13	@Tulsa	W, 30-27
11/21/13	@UAB	W, 37-34
9/24/16	North Texas	L, 42-35*
9/28/19	LA Tech	L, 23-20
10/24/20	Middle Tennessee	L, 34-40*
10/30/21	North Texas	L, 30-24
11/6/21	@Charlotte	L, 31-24
10/22/22	@LA Tech	W, 42-41
9/9/23	Houston	W, 43-41*
10/25/25	UConn	W, 37-34*

*Two Overtimes

2025 AWARD LISTS

Andrew Awe

Athlon Sports Preseason 4th Team All-AAC
Burlsworth Trophy nominee

Tony Anyanwu

Dave Campbell's TFB All-Texas Midseason 2nd Team

Alex Bacchetta

Dave Campbell's TFB All-Texas Preseason 2nd Team
Ray Guy Award Watch List
Ray Guy Award Ray's 8 (November 3)

Micah Barnett

Campbell Trophy

Blake Boenisch

Athlon Sports Preseason 2nd Team All-AAC
Phil Steele's Preseason 2nd Team All-AAC

Aquantis Clemmons

Military Bowl STEM Scholar-Athlete

Michael Daley

Athlon Sports Preseason 3rd Team All-AAC
Phil Steele's Preseason 4th Team All-AAC

Quinton Jackson

American Honor Roll (Sept. 1; October 25)
ESPN College Football Final Helmet Sticker (10/25)
Athlon Sports Preseason 1st Team All-AAC KR
Phil Steele's Preseason 2nd Team All-AAC KR
Athlon Sports Preseason 3rd Team All-AAC AP
Phil Steele's Preseason 3rd Team All-AAC RB
Earl Campbell Tyler Rose Award Preseason Watch List
Paul Hornung Award Watch List

Ty Morris

Athlon Sports Preseason 2nd Team All-AAC
Dave Campbell's All-Texas Preseason 2nd Team

David Stickle

Athlon Sports Preseason 4th Team All-AAC
Phil Steele's Preseason 4th Team All-AAC


Tyson Thompson

Athlon Sports Preseason 1st Team All-AAC
Phil Steele's Preseason 1st Team All-AAC

Plae Wyatt

Phil Steele's Preseason 3rd Team All-AAC
Allstate Wuerffel Trophy Finalist
Allstate AFCA Good Works Team

RICE TO PARTNER WITH NIKE BEGINNING IN 2026-27



Rice Vice President and Director of Athletics Tommy McClelland announced on 10/25 that the Owls will partner with Nike as the official outfitter of Rice Athletics in advance of the 2026-27 academic year. Game One, an industry leader as an equipment supplier to over 130 colleges and universities across the nation, will also become the official supplier of the Owls' uniform, apparel, and footwear needs.

RICE STADIUM GATEWAY PROJECT



On Thursday, November 6, Rice University unveiled the Gateway Project, a transformative initiative on university-owned land in Rice Village that will create a seamless, pedestrian-friendly corridor linking the campus to the heart of the Village, while reimagining the west side of campus anchored by the renovation of Rice Stadium.

Rooted in Rice's 30-year Campus Land Use Plan, the \$120 million project marks a bold step forward in aligning the university's infrastructure, student life, athletics and community engagement strategies, positioning the institution to meet the demands of both its and Houston's future.

"This is a generational investment in the growth and vitality of Rice University," said Robert T. Ladd, chairman of the Rice Board of Trustees. "By physically linking our university to one of Houston's most dynamic neighborhoods and modernizing a cornerstone of our athletics district, we are honoring Rice's legacy while paving the way for future growth, connectivity and impact."

New gateway to campus

At the heart of the Gateway Project is the creation of a new pedestrian-oriented street that will extend Amherst Avenue two blocks east from Morningside Drive, through Chaucer Drive, to a new campus entrance near Entrance 13A on Greenbriar Drive. This new corridor will serve as a vital connection between Rice Village and the university campus, activating underused outdoor spaces and providing a timeless, walkable pathway lined with trees, lighting and greenspace.

The new street will feature major infrastructure upgrades, including new drainage, sewer and water lines, and will be designed to attract a mix of uses, including retail, multifamily housing, restaurants and a grocery store. A public greenspace is planned to host community events and performances.

"Rice Village has long been a beloved destination and part of the Rice community," Rice President Reginald DesRoches said. "By connecting our campus directly to the Village, we are strengthening our ties to Houston while enriching the student experience, advancing our growth and reinforcing Rice's commitment to innovation and community."

Reimagining Rice Stadium

The Gateway Project includes a comprehensive renovation of Rice Stadium — the historic 75-year-old venue that has hosted everything from Super Bowl VIII in 1974 to President John F. Kennedy's iconic "We choose to go to the moon" speech in 1962.

The venue will be transformed into a "stadium in a park" — a modern, community-focused complex that enhances the fan experience, prioritizes sustainability and offers greater flexibility for hosting a wide range of sports and events. The renovation will be led by Populous, a global design firm, in conjunction with Nations Group.

"This signals a new era for Rice Athletics," said Tommy McClelland, vice president and director of athletics. "The enhanced Rice Stadium

GAME 11 VS. NORTH TEXAS



will offer a best-in-class experience for our student-athletes, fans and alumni while positioning Rice to compete at the highest levels athletically and academically. It will be a place of pride for the university and for Houston."

The west side of the stadium will see a dramatic overhaul with the demolition of the existing press box, upper bowl and upper concourse to make way for a new three-level west concourse building. The first level will introduce premium club seating that extends into the lower bowl, featuring chairback seats, loge boxes and living room-style box seating designed for comfort and connection. The club level can be converted into flexible conference and banquet space, accommodating more than 600 guests for seated events such as conferences and banquets, and over 1,000 attendees on game days.

The second level will house 14 private suites, while the third will include new spaces for media, broadcast, game operations and coach's booths along with dedicated suites for the university and athletics department.

A dramatic shade canopy will extend from the top of the concourse over a portion of the lower bowl, offering comfort and energy efficiency. A suite-level outdoor patio will offer space for private events, recruiting, alumni gatherings and more.

Other key stadium improvements include:

- On the east side, about two-thirds of the upper deck will be removed to improve sightlines and create a more intimate atmosphere.
- A 360-degree concourse will allow fans to move freely around the stadium.
- Two 4,000-square-foot restroom and concession buildings will be added at the stadium's southwest and northwest corners.
- A new kitchen and commissary will allow staff to prepare high-quality food on site, enhancing the fan experience.
- The southwest entry plaza will reinforce the "stadium in a park" concept and connect to a landscaped walkway leading to Rice Village.

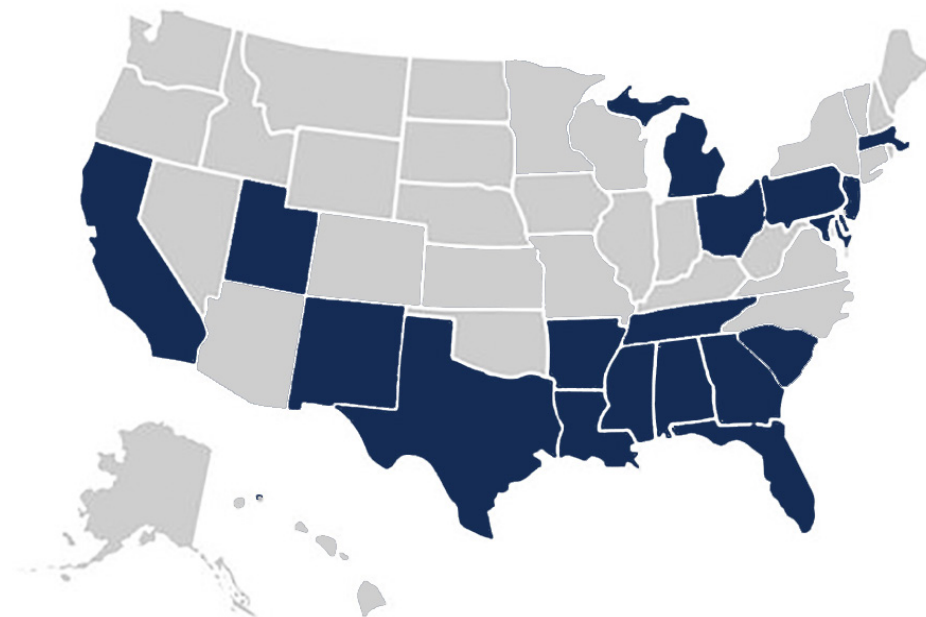
Stadium capacity will be reduced from approximately 47,000 to just over 30,000 — a right-sized design that aligns with the current trends in college athletics to lower overall capacity while increasing premium opportunities. These improvements will foster a vibrant, packed atmosphere inside the stadium while also increasing the flexibility to host non-football events, said McClelland.

A new covered practice pavilion will be built just beyond the stadium's northwest corner, adjacent to both the Patterson Sports Performance Center and the existing outdoor practice field — providing Rice student-athletes with access to two state-of-the-art training surfaces.

The Gateway Project's design and development are guided by the university's 30-year Campus Land Use Plan. Construction on the stadium and gateway components is expected to continue through 2028. As planning evolves in real time, certain elements of the project may be subject to change.



EXPANDING THE SEARCH



The Owls' 2025 roster includes players from 18 states. This year's team features 69 from the state of Texas, the most homegrown talent for the Owls since they had 70 on the roster in the shortened 2020 season.

The breakdown by state: Texas-69; California-9; Louisiana 5; Alabama & Georgia 3, Florida, New Jersey, Tennessee, and Utah 2, Arkansas, Massachusetts, Michigan, Mississippi, New Mexico, Ohio, Pennsylvania, and South Carolina 1.

COVERING THE OWLS

Members of the media should contact Chuck Pool, Rice's Assistant AD for Athletic Communications, to arrange player/coaches interviews as well as provide advance notice of intentions to cover practices.

Each Tuesday, Dunlevie Family Head Football Coach Scott Abell along with selected players, meet with the media in person and also on Zoom. Coach Abell addresses the media beginning at 12:15., followed by selected players. Members of the media may access game notes and additional information by visiting the football page on Rice's athletics web site, RiceOwls.com.

COLLEGEPRESSBOX.COM

Collegepressbox is the official media website for Division I football. Access and download game notes, quotes, statistics, media guides, headshots, logos and more for all FBS schools, conferences, postseason games, awards and the College Football Playoff. For access, please register for an account at collegepressbox.com/register.

2025 GAME-BY-GAME STARTERS (BOLD-1ST CAREER STARTS)

OFFENSE

Opponent	ST	SG	C	TG	TT	SLOT	SLOT/WR	WR	TE/WR	OB	QB
at Louisiana	Sullivan	Long	Stickle	Valent	Miller	Turner	Dickmann	Cole	Barnett	Jackson	C. Jenkins
Houston	Sullivan	Long	Stickle	Valent	Miller	Turner	Dickmann	Cole	Barnett	Jackson	C. Jenkins
Prairie View A&M	Needham	Long	Stickle	Valent	Miller	Turner	Dickmann	Ransom-Goelz	Barnett	Jackson	C. Jenkins
at Charlotte	Sullivan	Long	Bledsoe	Valent	Miller	Turner	Ransom-Goelz	Cole	Barnett	Jackson	C. Jenkins
at Navy	Sullivan	Long	Bledsoe	Valent	Miller	Turner	Dickmann	Thompson	B. Walker	Jackson	C. Jenkins
Florida Atlantic	Sullivan	Long	Bledsoe	Valent	Miller	Falk (TE)	Dickmann	Witt (TE)	Barnett	Jackson	C. Jenkins
at UTSA	Sullivan	Kropp	Bledsoe	Valent	Miller	Turner	Dickmann	Thompson	Barnett	Jackson	C. Jenkins
Connecticut	Sullivan	Fehoko	Stickle	Valent	Miller	Turner	Dickmann	Ransom-Goelz	Barnett	Jackson	C. Jenkins
Memphis	Sullivan	Fehoko	Stickle	Principe	Miller	Turner	Dickmann	Matthews	Barnett	Jackson	C. Jenkins
UAB	Sullivan	Fehoko	Stickle	Valent	Miller	Turner	Dickmann	Thompson	Barnett	Jackson	C. Jenkins

North Texas

at South Florida

DEFENSE

Opponent	DE	NT	DT	RUSH	LB	VIPER	LB	CB	CB	SS	FS
at Louisiana	Mutombo	Clark-Jolivet	Boenisch	Daley	Awe	Stevenson	T. Morris	Crump	Porter	Kane	Hook
Houston	Mutombo	Botts	Boenisch	Anyanwu	Awe	Stevenson	T. Morris	Crump	Porter	Kane	M. Williams
Prairie View A&M	Adele	Botts	Boenisch	Anyanwu	Awe	Stevenson	T. Morris	Crump	Porter	Kane	M. Williams
at Charlotte	Adele	Botts	Boenisch	Anyanwu	Awe	Stevenson	T. Morris	Crump	Porter	Kane	M. Williams
at Navy	Daley	Botts	Boenisch	Anyanwu	Awe	Tita	T. Morris	Crump	Porter	Stevenson	M. Williams
Florida Atlantic	Mutombo	Botts	Boenisch	Anyanwu	Awe	Chavez	T. Morris	Crump	Porter	Stevenson	M. Williams
at UTSA	Clark-Jolivet	Botts	Boenisch	Nwajuaku	Awe	Stevenson	T. Morris	Crump	Porter	Stevenson	M. Williams
Connecticut	Nwajuaku	Clemmons	Boenisch	Anyanwu	Awe	Stevenson	T. Morris	Harper	Porter	Hook	M. Williams
Memphis	Clark-Jolivet	Botts	Boenisch	Anyanwu	Awe	M. Williams	T. Morris	Harper	Porter	Hook	M. Williams
UAB	Mutombo	Clemmons	Boenisch	Anyanwu	Awe	Chavez	T. Morris	Johnson	Porter	Kane	M. Williams

North Texas

at South Florida

GAME 11 VS. NORTH TEXAS



2025 Roster Breakdown		CAREER GAMES/STARTED										
Class	Total	Player	2020	2021	2022	2023	2024	2025	Total	Cons. Games	Cons. Starts	
Graduates	13	DL Ejike Adele	-	-	6/0*	8/0*	10/10*	4/2	28/12	-	-	
Seniors	10	DL Luca Akirtava	-	-	-	-	-	3/0	3/0	-	-	
Juniors	26	RB Daelen Alexander	-	-	-	6/0	-	9/0	15/0	-	-	
Sophomores	20	K Chase Allen	8/0*	-	-	12/0*	7/0*	5/0	32/0	2	-	
Redshirt Freshmen	14	DL Tony Anyanwu	4/0*	-	9/0*	-	12/10*	10/8	35/18	22	3	
Freshmen	23	WR Keenan Arcega-Whiteside	-	-	-	-	-	1/0	1/0	1	-	
		DL Matthew Aribisala	-	2/0*	4/0*	12/0*	4/4*	8/0	30/4	2	-	
		LB Andrew Awe	-	-	13/3	11/3	12/9	10/10	46/25	30	10	
		P Alex Bacchetta	-	-	2/0*	-	12/0	10/0	24/0#	22	-	
		WR Max Balthazar	-	-	8/1*	13/0*	-	-	21/1	-	-	
		FB Micah Barnett	-	-	10/0	13/1	11/4	10/9	44/14	10	5	
		LB Beau Barton	-	-	-	4/0	12/0	10/0	26/0	26	-	
		OL Brad Baur	-	-	1/0	2/1	8/0	3/0	14/1	-	-	
		DL Braden Bays	-	-	-	-	-	2/0	2/0	2	-	
		LB Moh Bility	-	-	-	2/0	1/0	3/0	7/0	-	-	
		LB Kaleb Blanton	-	-	-	-	1/0	1/0	2/0	-	-	
		OL Nate Bledsoe	-	-	-	-	-	8/4	8/4	-	-	
		OL Blake Boenisch	-	2/0	13/2	13/0	11/10	10/10	49/23	17	16	
		DL Dillan Botts	-	-	-	10/7*	12/11*	10/8	32/26	20	2	
		LB Shepherd Bowling	-	-	-	6/0	1/0	3/0	10/0	-	-	
		DE Ethan Broughman	-	-	-	-	-	9/0	9/0	6	-	
		S Chris Bruce	-	-	-	-	11/0	7/0	18/0	6	-	
		RB Tyvonn Byars	-	-	-	-	-	5/0	5/0	2	-	
		DL Sam Carrell	-	1/0*	1/0*	1/0*	5/0*	8/0	16/0	2	-	
		WR Owen Carter	-	-	-	-	2/0	-	2/0	-	-	
		VIPERJo Chavez	-	-	-	-	-	8/2	8/2	1	1	
		CB JC Clark	-	-	-	1/0	6/0	1/0	8/0	-	-	
		WR Jordan Clark	-	-	-	-	-	1/0	1/0	1	-	
		DL Chris Clark-Jolivet	-	-	-	-	-	10/3	10/3	10	-	
		DL Aquantis Clemmons	-	-	-	2/0	8/0	10/2	20/2	12	1	
		WR Artis Cole	-	-	-	-	12/10*	5/3	17/13	-	-	
		QB Patrick Crayton, Jr.	-	-	-	-	-	2/0	2/0	-	-	
		CB Khary Crump	-	2/0*	4/0*	2/1*	12/9*	7/7	27/17	-	-	
		DE Michael Daley	-	-	-	5/0*	10/0	4/2	19/2#	-	-	
		QB Drew Devillier	-	-	-	-	3/1	5/0	8/1	-	-	
		WR Drayden Dickmann	-	-	-	1/0	12/1	10/9	23/10	22	6	
		S Ephraim Dotson	-	-	-	-	2/0	8/0	10/0	6	-	
		S Christian Edgar	-	-	-	8/0	22/0	9/0	29/0	6	-	
		S Jabari Ellison	-	-	-	-	-	8/0	8/0	6	-	
		TE James Falk	-	-	-	-	3/0	10/1	13/1	11	-	
		OL Peyton Farmer	-	-	-	1/0	4/0	2/0	7/0	-	-	
		OL Netane Fehoko	-	-	-	3/0	5/0	5/3	13/3	4	3	
		S Bailey Fletcher	-	-	-	-	-	3/0	3/0	-	-	
		DS Wyatt Freeman	-	-	-	13/0	12/0	10/0	35/0	35	-	
		K Enock Gota	-	-	-	9/0	12/0	10/0	31/0	31	-	
		DL Demone Green	-	-	2/0	13/0	3/1	9/0	27/1	2	-	
		WR Ryan Guillo	-	-	-	-	-	4/0	4/0	-	-	
		RB D'Andre Hardemann	-	-	-	-	-	9/0	9/0	9	-	
		CB Jerrick Harper	-	-	-	-	-	9/2	9/2	-	-	
		S Daveon Hook	-	-	8/0	13/1	12/5	4/4	37/10	-	-	
		RB Quinton Jackson	-	-	1/0	13/0	12/0	10/10	36/10	36	10	
		QB Chase Jenkins	-	-	-	5/0	2/0	10/10	17/10	10	10	
		DE DeReyon Jenkins, Jr.	-	-	-	-	-	1/0	1/0	-	-	
		CB LaVonte Johnson	-	-	-	-	-	6/1	6/1	2	-	
		S Jack Kane	-	-	10/0*	9/3*	12/6*	8/6	39/15	4	2	
		WR David Kasemervisz	-	1/0*	2/0*	9/0*	11/0*	10/0	33/0	17	-	
		LB Cooper King	-	-	-	-	6/0	9/0	15/0	6	-	
		OL Weston Kropp	-	-	2/0	5/0	12/5	9/1	28/6	6	-	
		OL John Long	-	-	12/10	1/0	7/4	8/6	28/20	2	-	
		WR Payton Matthews	-	-	-	-	-	7/1	7/1	6	-	
		OL Justin Michaelis	-	-	-	-	-	2/0	2/0	2	-	
		OL Luke Miller	-	-	-	-	4/0	10/10	14/10	10	10	
		RB Carson Morgan	-	-	-	-	2/0*	10/0	12/0	10	-	
		OL Cole Morgan	-	-	-	-	-	1/0	1/0	-	-	
		LB Elroyal Morris	-	-	3/0	4/0	11/0	6/0	24/0	4	-	
		LB Ty Morris	-	-	-	11/0	12/4	10/10	33/14	29	10	
		DL Joseph Mutombo	-	-	-	1/0	10/0	10/5	21/5	14	1	
		OL Luke Needham	-	-	-	-	4/0	3/1	7/1	-	-	
		OL Trace Norfleet	-	-	-	1/0	10/6	1/0	12/6	-	-	
		DL Chibby Nwajuaku	-	-	1/0	2/0	6/0	9/2	18/2	9	-	
		S Ahran Ogbor	-	-	-	-	-	8/0	8/0	4	-	
		DL Devin Oliver	-	-	-	-	-	1/0	1/0	-	-	
		QB AJ Padgett	-	-	3/2	6/4	-	-	9/5	-	-	
		SLOT Semaj Pierre	-	-	-	-	-	10/0	10/0	10	-	
		CB Omari Porter	5/0*	3/0*	6/1*	12/2*	6/0*	10/10	42/13	10	10	
		OL Cole Principe	-	-	-	-	-	4/1	4/1	4	-	
		WR Landon Ranson-Goelz	-	-	-	13/7	-	6/3	19/10	-	-	
		DL Robert Rooks	-	-	-	-	-	2/0	2/0	-	-	
		QB Lucas Scheerhorn	-	-	-	-	3/0*	1/0	4/0	-	-	
		DE Alex Scherle	-	-	-	-	7/0	9/0	16/0	6	-	
		CB Peyton Stevenson	-	-	13/0	13/0	12/1	10/8	48/9	48	-	
		OL David Stickle	-	1/0*	7/0*	6/0*	12/12	6/6	32/18#	3	3	
		OL Sean Sullivan	-	8/6*	1/0*	10/9*	10/10*	10/9	39/34	31	7	
		LB Ty Thames	-	-	-	-	-	9/0	9/0	6	-	
		WR Tyson Thompson	4/0	10/9	9/0	-	13/4	10/3	45/16	22	1	
		LB Blaise Tita	-	-	8/3*	-	12/4	7/1	27/8*	-	-	
		WR Aaron Turner	-	12/9*	12/10*	12/0*	4/1*	10/9	51/29	10	4	
		OL Patrick Valent	-	-	-	1/0	5/0	10/9	16/9	10	1	
		WR Braylen Walker	-	-	2/0	12/0	12/7	3/1	29/8	-	-	
		CB Jeremiah Williams	-	-	-	1/0	-	-	1/0	-	-	
		S Marcus Williams	-	-	9/0	6/2	3/1	10/9	28/12	10	9	
		LB CJ Witten	-	-	-	-	-	2/0	2/0	-	-	
		OL Cullen Witt	-	-	-	-	-	3/1	3/1	-	-	
		S Plae Wyatt	2/0	12/0	4/0	13/13	1/1	7/0	37/14	-	-	
		*Previous School										

THE LAST TIME IT HAPPENED

TEAM	Rice	Opponent
Scored 30-39 Points	10/25/25, vs. Connecticut (37)	10/31/25 vs. Memphis (38)
Scored 40-49 Points	10/19/23, at Tulsa (42)	11/23/24 at UAB (40)
Scored 50-59 Points	9/16/23, vs. Texas Southern (59)	10/29/22, at Charlotte (56)
Scored 60-69 Points	9/7/24, vs. Texas Southern (69)	10/11/25, at UTSA (61)
Scored 70-79 Points	9/27/08, vs. North Texas (77)	9/26/15, at Baylor (70)
Recorded a Shutout	12/5/20, at Marshall (20-0)	10/16/21, at UTSA (45-0)
Recorded a Safety	9/8/18, at Hawai'i	10/11/25, at UTSA
Rushed for 400+ Yards	9/5/15, vs. Wagner (401)	9/18/21, at Texas (427)
Rushed for 300-399 Yards	10/25/25, vs. Connecticut (300)	12/17/22 vs. Southern Miss (361)
Rushed for Less than 50 Yards	10/12/24, vs. UTSA (42)	9/7/24, vs. Texas Southern (38)
Passed for 400+ Yards	11/30/25, vs. South Florida (430)	9/23/23, at USF (435)
Passed for 300-399 Yards	10/12/24, vs. UTSA (347)	10/25/25, vs. Connecticut (344)
Passed for less than 50 yards	8/30/25, at Louisiana (45)	9/7/24, vs. Texas Southern (49)
Gained More Than 500 Yards Total Offense	11/30/25, vs. South Florida (550)	9/23/23, at USF (597)
Recorded 25 or More First Downs	9/13/25, vs. Prairie View A&M (28)	11/40/23, vs. SMU (28)
Penalized for 100 Yards	11/4/23, vs. SMU (120)	11/23/24, at UAB (110)
Defense Intercepted 3 Passes	11/27/21, vs. Louisiana Tech (3)	11/23/24, at UAB (3)
Overcame Halftime Deficit to Win	11/8/25, vs. UAB (Trailed 17-14, won 24-17)	10/26/24, at UCONN (Trailed 3-0, won 17-10)
Win Despite Trailing After Third Quarter	10/25/25, vs. Connecticut (Trailed 24-17, won 37-34 2OT)	10/15/22, at FAU (Trailed 14-10, won 17-14)
Won Game on Final Play	10/25/25, vs. Connecticut (Q. Jackson 25-yd run, end of 2OT)	10/30/21 vs. North Texas (A. Adeyi 1-yd. run, OT)

INDIVIDUAL	Rice	Opponent
75+ Yard Run	11/24/18, J. Otoviano vs. Old Dominion (80)	11/25/23, K. Lewis, Florida Atlantic (75)
100-199 Yards Rushing	10/25/25, Q. Jackson vs. Connecticut (168)	10/11/25, Will Henderson III, UTSA (115)
200+ Yards Rushing	11/24/18, J. Otoviano vs. Old Dominion (224)	12/17/22, F. Gore, Southern Miss (331)
Three Rushing TDs	10/25/25, Q. Jackson vs. Connecticut (3)	10/31/25, F. Peasant, Memphis (3)
Four Rushing TDs	9/25/21, J. Myers vs. Texas Southern (4)	10/8/09, R. Dobbs, Navy (4)
80+ Yard Pass Completion	9/23/23, J. Daniels to Dean Connors (80)	10/25/25, J. Fagnano to S. Bell, Connecticut (80)
300+ Yards Passing	11/30/25, E. Warner vs. South Florida (430)	10/25/25, J. Fagnano, Connecticut (344)
20 Pass Completions	11/30/25, E. Warner vs. South Florida (27)	10/25/25, J. Fagnano, Connecticut (32)
Four+ Passing TDs	9/16/23, J. Daniels vs. Texas Southern (4)	10/29/22, C. Reynolds, Charlotte (5)
300+ Yards Total Offense	11/30/25, E. Warner vs. South Florida (426)	10/25/25, J. Fagnano, Connecticut (354)
Scored Five TDs	11/16/13, C. Ross vs. LA Tech (5)	9/20/14, T. Heinicke, Old Dominion (6)
10 Receptions	11/25/23, L. McCaffrey vs. Florida Atlantic (12)	10/4/25, E. Messer, Florida Atlantic (11)
100-149 Receiving Yards	11/30/25, M. Sykes vs. South Florida (118)	10/4/25, E. Messer, Florida Atlantic (110)
150+ Receiving Yards	9/23/23, L. McCaffrey at USF (199)	10/25/25, S. Bell, Connecticut (158)
Three Receiving TDs	10/31/20, A. Trammell at Southern Miss (3)	10/29/22, E. Spencer, Charlotte (3)
50+ Yard Field Goal	11/17/18, H. Tobola at LSU (51)	8/30/25, T. Sterner, Louisiana (51)
Made Three Field Goals	11/3/22, C. VanSickle vs. UTEP (3)	9/18/25, L. Boyd, Charlotte (3)
70+ Yard Punt	10/27/18, J. Fox at North Texas (76)	8/31/13, D. Kaser, Texas A&M (76)
Returned Kickoff for TD	10/26/24, Q. Jackson at UCONN (100)	10/2/21, C. Harrell, Southern Miss (95)
Returned Punt for TD	11/8/97, L. McCalla vs. TCU (84)	9/14/24, M. Mews, Houston (75)
Returned Blocked Punt for TD	11/4/23, C. Anigbogu, SMU (15)	10/13/18, C. Biles, UAB (0)
Blocked Punt	11/8/25, P. Stevenson, UAB	9/28/24, H. Wilson, Charlotte
Returned Interception for TD	9/7/24, T. Flowers (34) vs. Texas Southern	10/11/25, K. Blackshire, UTSA (17 yds)
Returned Fumble for TD	10/1/22, T. Chamberlain vs. UAB (4 yds.)	10/11/25, S. Banks, Jr., UTSA (41 yds.)
Blocked a Field Goal	11/26/22, K. Seymour Jr. at North Texas	9/21/24, E. MODOZIE, Army West Point
Returned Blocked Field Goal for TD	9/21/13, A. Lyons vs. Houston (62)	11/19/16, K. Beverly, UTEP (80)
PAT Returned for Two Points	10/29/16, C. Thomas at Louisiana Tech	10/22/16, T. Single, Prairie View A&M
Blocked a PAT	10/7/23, P. Stevenson vs. UCONN	11/30/19, P. Amaewhule, UTEP



300-YARD PASSING, 100-YARD RUSHING, 100-YARD RECEIVING GAMES (2005-PRESENT)

300-YARD PASSING GAMES

541 Chase Clement vs. Tulsa	11/24/2007
444 Chase Clement vs. Southern Miss	10/18/2008
432 JT Daniels at USF	9/23/2023
430 E.J. Warner vs. South Florida	11/30/2024
407 Tyler Stehling vs. Prairie View A&M	10/22/2016
405 Nick Fanuzzi vs. UTEP	11/5/2011
401 JT Daniels vs. Houston	9/9/2023
395 Chase Clement vs. UTEP	11/3/2007
384 Chase Clement vs. Army	11/8/2008
381 Chase Clement vs. Houston	11/29/2008
380 Jake Constantine vs. WKU	11/13/2021
373 Driphus Jackson at North Texas	9/19/2015
372 Chase Clement at UTEP	11/1/2008
364 Chase Clement at SMU	11/10/2007
362 JT Daniels vs. UCONN	10/7/2023
359 Driphus Jackson at UTSA	11/21/2015
355 Chase Clement at Houston	10/13/2007
347 E.J. Warner vs. UTSA	10/12/2024
345 Chase Clement vs. Tulane	11/17/2007
342 JT Daniels at Tulsa	10/19/23
337 Driphus Jackson at Louisiana Tech	11/29/2014
334 TJ McMahon at Houston	9/24/2022
334 TJ McMahon vs. UTEP	11/3/2022
327 Mike Collins at North Texas	11/21/2020
321 Chase Clement at Tulsa	10/4/2008
318 Chase Clement at Memphis	9/6/2008
318 Driphus Jackson vs. Fresno State	12/24/2014
315 Chase Clement vs. Marshall	11/22/2008
314 Taylor McHargue vs. Marshall	9/22/2012
313 Wiley Green vs. UTEP	11/3/2018
307 Chase Clement vs. Western Michigan	12/30/2008
303 TJ McMahon vs. Louisiana	9/17/2022

100-YARD RUSHING GAMES

224 Juma Otoviano vs. Old Dominion	11/24/2018
215 Charles Ross vs. Louisiana Tech	11/16/2013
186 Ari Broussard at Charlotte	11/6/2021
183 Quinton Smith at UCF	10/21/2006
184 Dean Connors at Charlotte	11/18/2023
178 Sam McGuffie at Tulsa	11/6/2010
173 Emmanuel Esukpa vs. Prairie View A&M	8/25/2018
171 Quinton Smith at UTEP	11/4/2006
170 Tyler Smith at Houston	10/27/2011
168 Quinton Jackson vs. Connecticut	10/25/2025
167 Charles Ross at New Mexico State	10/19/2013
165 Austin Walter at Wake Forest	9/29/2018
160 Jordan Myers vs. Texas Southern	9/25/2021
157 Charles Ross vs. Kansas	9/14/2013
156 John Wall vs. Tulsa	11/12/2005
154 Quinton Smith vs. UTEP	10/29/2005
154 Charles Ross at UTEP	11/24/2012
153 Nahshon Ellerbe vs. Southen Miss	11/11/2017
153 Taylor McHargue vs. Marshall	9/22/2012
152 Charles Ross vs. UTEP	10/26/2013
150 Jowan Davis vs. Old Dominion	9/20/2014
149 Aston Walter at UTEP	11/30/2019
145 Tyler Smith vs. Tulane	11/19/2011
143 Quinton Smith vs. Tulane	11/12/2005
143 Jeremy Eddington vs. East Carolina	11/20/2010
141 Darik Dillard vs. Hawaii	10/4/2014
140 Turner Petersen at Houston	10/27/2011
136 Taylor Petersen vs. Southern Miss	10/27/2012
132 Samuel Stewart at Southern Miss	10/1/2016
131 Jowan Davis at Southern Miss	9/27/2014
130 Jowan Davis at UAB	11/21/2013
130 Samuel Stewart at Texas	9/12/2015

129 Daelen Alexander at UTSA 10/11/25

128 Quinton Jackson vs. Florida Atlantic	10/4/2025
127 Tyler Smith vs. UTEP	11/21/2009
126 Darik Dillard vs. Baylor	9/16/2016
125 Quinton Smith at ECU	10/8/2005
124 Quinton Smith vs. Navy	10/22/2005
124 Chase Clement at SMU	11/10/2007
124 Chase Jenkins vs. Praire View A&M	9/13/2025
121 Jowan Davis vs. UTSA	11/8/2014
121 Dean Connors vs. Charlotte	9/28/2024
120 Dean Connors at Tulsa	10/19/2023
119 Quinton Jackson at Louisiana	8/30/25
117 Charles Ross vs. UTSA	10/13/2012
116 Charles Ross at Louisiana Tech	9/15/2012
116 Samuel Stewart vs. Prairie View A&M	10/22/2016
115 Quinton Smith vs. ECU	11/18/2006
114 Sam McGuffie vs. East Carolina	11/20/2010
113 Tyler Smith at Houston	11/28/2009
113 Dean Connors vs. Texas Southern	9/7/2024
112 Quinton Smith at Houston	11/26/2005
112 Aston Walter vs. Louisiana Tech	9/28/2019
111 C.J. Ugokwe at Tulane	10/25/2008
111 Juma Otoviano at Southern Miss	10/31/2020
110 C.J. Ugokwe vs. Houston	11/29/2008
109 Charles Ross vs. Marshall	12/7/2013
109 Aston Walter at UTSA	10/19/2019
108 Joel Armstrong vs. UCF	11/19/2005
108 Quinton Smith vs. Houston	9/2/2006
107 Charles Ross at Texas A&M	8/31/2013
107 Austin Walter vs. Wagner	9/5/2015
106 Darik Dillard at Florida Atlantic	10/10/2015
106 Aston Walter at Middle Tennessee	11/16/2019
105 Charles Ross at Houston	11/28/2009
105 Dean Connors vs. Navy	11/2/2024
104 Quinton Smith at Florida State	9/23/2006
104 Emmanuel Esukpa at Hawai'i	9/8/2018
103 Chase Clement vs. UTEP	11/3/2007
103 C.J. Ugokwe at UTEP	11/1/2008
103 Jeremy Eddington at Tulane	11/13/2010
103 Nahshon Ellerbe at Army West Point	8/30/2019
102 Luke Turner at Tulsa	10/20/2012
102 Jowan Davis at North Texas	9/19/2015
102 Aston Walter at UAB	10/5/2019
101 Charles Ross at North Texas	10/31/2013
100 Justin Hill at Southern Miss	10/3/2007

100-YARD RECEIVING GAMES

208 James Casey at Memphis	9/6/2008
199 Luke McCaffrey at USF	9/23/2023
185 Jordan Taylor vs. UTEP	10/26/2013
172 James Casey vs. Houston	11/29/2008
171 Jarett Dillard at Army	9/30/2006
171 Luke McCaffrey at Louisiana Tech	10/22/2022
168 Jarett Dillard vs. UTEP	11/3/2007
163 Dennis Parks at North Texas	9/19/2015
158 Jarett Dillard at Texas	9/20/2008
158 Toren Dixon vs. Tulane	11/14/2009
157 Vance McDonald vs. UTEP	11/5/2011
153 Jordan Taylor vs. Air Force	12/29/2012
150 Mario Hull vs. UTEP	11/21/2014
145 Jarett Dillard vs. SMU	11/25/2006
144 Jarett Dillard vs. Army	11/8/2008
143 Temi Alaka vs. Prairie View A&M	10/22/2016
143 Austin Trammell at Southern Miss	10/31/2020
143 Jake Bailey vs. North Texas	10/30/2021
143 Jake Bailey at Charlotte	11/6/2021
142 Jarett Dillard at Tulsa	10/4/2008
142 James Casey at UTEP	11/1/2008
142 Bradley Rozner vs. UTEP	11/3/2022

141 Jarett Dillard vs. Southern Miss	10/18/2008
141 Luke McCaffrey vs. Florida Atlantic	11/25/2023
138 Nate German at UTSA	11/21/2015
138 Bradley Rozner at UTSA	10/19/2019
137 Jarett Dillard at Tulsa	11/11/2006
137 Jordan Taylor vs. North Texas	10/25/2014
136 Jordan Taylor at Louisiana Tech	11/29/2014
135 Bradley Rozner at Florida Atlantic	10/15/2022
133 Jarett Dillard at Houston	10/13/2007
133 August Pitre III vs. WKU	11/13/2021
131 Jordan Taylor vs. Marshall	12/7/2013
130 Bradley Rozner at Middle Tennessee	11/16/2019
128 Jarett Dillard at SMU	11/10/2007
123 Bradley Rozner at Houston	9/24/2022
121 Luke McCaffrey at Houston	9/24/2022
120 James Casey at Tulsa	10/4/2008
120 Corbin Smiter vs. Marshall	11/22/2008
120 Toren Dixon at Oklahoma State	9/19/2009
120 Zach Wright vs. North Texas	9/24/2016
119 Sam McGuffie vs. Houston	9/29/2012
118 Matt Sykes vs. South Florida	11/30/2024
116 Zach Wright at UTEP	11/6/2015
116 Austin Trammell at North Texas	11/21/2020
115 James Casey at Vanderbilt	9/13/2008
115 Toren Dixon at East Carolina	10/17/2009
115 Jordan Taylor at FIU	11/1/2014
114 Jarett Dillard vs North Texas	9/27/2008
114 Toren Dixon vs. Southern Miss	10/18/2008
113 Jarett Dillard vs. Florida State	9/23/2006
113 James Casey vs. Tulane	11/17/2007
113 James Casey vs. Southern Miss	10/18/2008
113 Austin Trammell at UAB	10/5/2019
112 James Casey vs. Western Michigan	12/30/2008
112 Austin Trammell vs. UTEP	11/3/2018
111 Jarett Dillard vs. UAB	10/14/2006
111 Zach Wright at Charlotte	11/12/2016
110 James Casey vs. Tulsa	11/24/2007
109 Joel Armstrong vs. Tulsa	11/24/2007
109 Sam McGuffie vs. Marshall	9/22/2012
109 Dennis Parks vs. Fresno State	12/24/2014
109 Dean Connors vs. UTSA	10/12/2024
108 Cedric Patterson III vs. Texas Southern	9/25/2021
108 August Pitre III at UAB	10/23/2021
105 Jarett Dillard at Vanderbilt	9/13/2008
105 Aaron Cephus at UTSA	10/21/2017
105 Luke McCaffrey vs. Louisiana	9/17/2022
105 Bradley Rozner vs. Charlotte	10/29/2022
104 Austin Walter vs. UTEP	11/3/2018
104 Corbin Smith vs. Army	11/8/2008
104 Luke Willson vs. Tulsa	10/22/2011
103 Vance McDonald at Tulane	11/13/2010
103 Jordan Taylor vs. Hawaii	10/4/2014
103 Bradley Rozner vs. Wake Forest	9/6/2019
102 Jarett Dillard at UCLA	9/9/2006
102 Turner Petersen vs. Houston	9/21/2013
101 Austin Walter at Louisiana Tech	11/10/2018
101 James Casey at Marshall	10/27/2007
101 Toren Dixon vs. North Texas	9/27/2008
101 Jordan Taylor at Kansas	9/8/2012
101 Bradley Rozner vs. McNeese	9/10/2022
100 Aaron Cephus at UAB	11/4/2017
100 Bradley Rozner vs. Baylor	9/21/2019
100 Luke McCaffrey vs. UCONN	10/7/2023
100 Kobie Campbell at Tulane	10/19/2024

NUMERICAL ROSTER

No.	Name	Pos.
0	Awe, Andrew	LB
1	Daley, Michael	DE
1	Turner, Aaron	SLOT
2	Adele, Ejike	DL
3	Balthazar, Max	SLOT
3	Morris, Ty	LB
4	Jenkins, Chase	QB
4	Williams, Marcus	S
5	Devillier, Drew	QB
5	Harper, Jerick	CB
6	Chavez, Jo	VIPER
6	Dickmann, Drayden	SLOT
7	Cole, Artis	WR
7	Porter, Omari	CB
8	Mutombo, Joseph	DL
8	Scheerhorn, Lucas	QB
9	Stevenson, Peyton	S
10	Bility, Moh	CB
10	Jackson, Quinton	RB
11	Carrell, Sam	DL
11	Thompson, Tyson	SLOT
12	Crump, Khary	CB
12	Padgett, AJ	TE
13	Edgar, Christian	S
14	Dotson, Ephraim	CB
15	Aribisala, Matthew	DL
15	Crayton, Jr., Patrick	QB
16	Nwajuaku, Chibby	DL
17	Ransom-Goelz, Landon	WR
18	Carter, Owen	WR
19	Pierre, Semaj	SLOT
19	Williams, Jeremiah	CB
20	Alexander, Daelen	RB
20	Fletcher, Bailey	S
21	Clark, Jamarion	CB
22	Bowling, Shepherd	VIPER
22	Guillo, Ryan	SLOT
23	Amey III, Michael	S
23	Matthews, Payton	WR
24	DeBose IV, Larry	SLOT
24	Ellison, Jabari	S
25	Phillips, Rhys	TE
25	Tita, Blaise	LB
26	Anyanwu, Tony	DL
26	Byars, Tyvonn	RB
27	Hardemann, D'Andre	RB
27	Kane, Jack	S
28	Gota, Enock	K
28	Johnson, Lavonte	S
29	Hook, Daveon	S
30	Morgan, Carson	RB
30	Morris, Elroyal	DL
31	Clark, Jordan	WR
32	Leahey, Colin	SLOT
33	Akirtava, Luca	DL

ALPHABETICAL ROSTER

No.	Name	Pos	Ht	Wt	Cl/Exp	Hometown/Previous School
2	Adele, Ejike	DL	6-2	280	GR-TR	Atlanta, Ga./Dartmouth
33	Akirtava, Luca	DL	6-2	267	FR	Frisco, Texas/Reedy
59	Alberding, Colter	OL	6-4	320	FR	Allen, Texas/Allen
20	Alexander, Daelen	RB	5-10	215	RS SO-1L	Pflugerville, Texas/Weiss
82	Allen, Chase	K	6-1	216	GR-TR	Colleyville, Texas/UTSA
23	Amey III, Michael	SAF	6-0	205	FR-HS	Missouri City, Texas/Hightower
26	Anyanwu, Tony	DL	6-2	249	GR-TR	Rowlett, Texas/Stephen F. Austin
88	Acrega-Whiteside, Keenan	WR	6-4	175	FR	Spartanburg, S.C./Dorman
15	Aribisala, Matthew	DL	6-2	300	RS JR	Cedar Hill, Texas/Sam Houston
0	Awe, Andrew	LB	6-2	230	RS SR-3L	Mansfield, Texas/Mansfield Lake Ridge
91	Bacchetta, Alex	P	6-2	230	RS JR1L	Atlanta, Ga./Penn State
3	Balthazar, Max	SLOT	5-11	201	RS JR	Miami, Fla./Coastal Carolina
49	Barnett, Micah	TE	6-2	234	SR-3L	Dickinson, Texas/Dickinson
54	Barton, Beau	LB	6-2	195	RS SO-1L	Van, Texas/Van
74	Baur, Brad	OL	6-6	272	RS JR-2L	Rocklin, Calif./Rocklin
94	Bays, Braden	DL	6-3	259	FR	Boerne, Texas/Boerne
10	Bility, Moh	CB	6-0	184	RS JR-1L	Dallas, Texas/North Texas
78	Birkhoff, Erben	OL	6-3	317	FR	Katy, Texas/Obra Tompkins
34	Blanton, Kaleb	LB	6-1	218	RS FR	Manvel, Texas/Manvel
56	Bledsoe, Nate	OL	6-4	310	RS SO-1L	Collierville, Tenn./Briarcrest Christian
75	Boenisch, Blake	DL	6-3	341	RS SR-3L	Needville, Texas/Needville
77	Bothwell, Ian	OL	6-5	325	FR	Fort Worth, Texas/All Saint's Episcopal
96	Botts, Dillan	DL	6-1	285	JR-TR	Houston, Texas/Mary Hardin-Baylor
22	Bowling, Shepherd	VIPER	6-0	212	RS JR-1L	Katy, Texas/Army
51	Broughman, Ethan	DE	6-2	238	RS SO	Dana Point, Calif./Dana Hills
43	Bruce, Chris	VIPER	6-3	195	RS SO-1L	Buda, Texas/Jack C. Hays
26	Byars, Tyvonn	RB	5-10	214	FR HS	Montgomery, Texas/Lake Creek
11	Carrell, Sam	DL	6-4	271	GR-TR	Albuquerque, N.M./Texas Tech
18	Carter, Owen	SLOT	6-2	204	RS FR	Cypress, Texas/Cy-Fair
6	Chavez, Jo	VIPER	6-0	190	SO-TR	Folsom, Calif./Saddleback College
21	Clark, Jamarion	CB	6-0	176	RS SO-1L	Temple, Texas/Dallas South Oak Cliff
31	Clark, Jordan	WR	5-10	185	FR	Manor, Texas/Manor
99	Clark-Jolivet, Chris	DL	6-1	298	RS SO	Houston, Texas/Furr
57	Clemmons, Aquantis	DL	5-10	281	JR-2L	Columbus, Ga./Carver
7	Cole, Artis	WR	6-0	194	GR-TR	Benton, La./Louisiana-Monroe
15	Crayton, Jr., Patrick	QB	6-0	200	FR	Lewisville, Texas/Hebron
12	Crump, Khary	CB	6-0	172	GR-TR	Los Angeles, Calif./Houston Christian
1	Daley, Michael	DE	6-2	237	RS JR-1L	Alpine, Utah/BYU
24	DeBose IV, Larry	SLOT	5-9	156	RS FR	Conroe, Texas/Oak Ridge
5	Devillier, Drew	QB	6-5	228	RS FR	Plano, Texas/East
6	Dickmann, Drayden	SLOT	5-11	181	RS SO 1L	Georgetown, Texas/Georgetown
14	Dotson, Ephraim	CB	5-10	181	RS FR	Missouri City, Texas/Hightower
13	Edgar, Christian	SLOT	6-2	192	RS JR-2L	Austin, Texas/Westlake
24	Ellison, Jabari	SAF	5-11	179	RS SO	Dickinson, Texas/Dickinson
86	Falk, James	TE	6-6	252	RS SO-1L	Springfield, Pa./Haverford School
58	Farmer, Peyton	OL	6-6	294	RS SO-1L	Fresno, Texas/Ridge Point
55	Fehoko, Netane	OL	6-0	295	RS JR-1L	Inglewood, Calif./College of San Mateo
20	Fletcher, Bailey	SAF	5-11	180	RS FR	San Antonio, Texas/Reagan
48	Freeman, Wyatt	DS	5-10	201	JR-2L	Bakersfield, Calif./Naval Academy Prep
28	Gota, Enock	K	6-0	199	RS JR-2L	Houston, Texas/Dekaney
45	Green, Demone	DL	6-1	247	RS JR-1L	Houston, Texas/Heights
22	Guillo, Ryan	SLOT	5-11	201	RS JR	Pearland, Texas/Dawson
27	Hardemann, D'Andre	RB	5-8	200	FR HS	Houston, Texas/North Shore
5	Harper, Jerick	CB	6-0	191	JR-TR	Silsbee, Texas/Silsbee/Trinity Valley CC
29	Hook, Daveon	SAF	5-11	184	SR-3L	Cibola, Texas/Steele
10	Jackson, Quinton	RB	5-7	160	RS JR-2L	Fort Worth, Texas/North Crowley
4	Jenkins, Chase	QB	6-0	191	RS SO	Katy, Texas/Alief Taylor
42	Jenkins, DJ	DE	6-4	217	FR	Slidell, La./Pope John Paul II
28	Johnson, LaVonte	CB	6-2	187	RS FR	Houston, Texas/North Shore
27	Kane, Jack	S	6-0	181	GR-TR	Long Beach, Calif./Oregon State
80	Kasemervisz, David	WR	6-1	210	GR-TR	Sugar Land, Texas/Stanford
34	Kibbles, Trei	RB	5-7	175	RS FR	Silsbee, Texas/Silsbee
44	King, Cooper	LB	5-10	214	RS SO-1L	Stratford, Texas/Stratford
79	Kropp, Weston	OL	6-4	320	RS JR-2L	Biloxi, Miss./Jones College
32	Leahey, Colin	SLOT	6-0	189	FR	Magnolia, Texas/Magnolia

GAME 11 VS. NORTH TEXAS



ALPHABETICAL ROSTER

No.	Name	Ht	Wt	Pos	Cl/Exp	Hometown/Previous School
76	Long, John	OL	6-4	329	RS SR-3L	Kempner, Texas/Lampasas
23	Matthews, Payton	WR	6-0	180	FR HS	San Antonio, Texas/Harlan
46	McMillan, Cade	SAF	5-10	173	RS FR	Houston, Texas/Phillips Exeter Academy
73	Michaelis, Justin	OL	6-4	315	FR	Park City, Utah/Park City
53	Miller, Luke	OL	6-5	294	RS FR	Round Rock, Texas/Round Rock
30	Morgan, Carson	RB	6-0	212	RS SO	Bentonville, Ark./Kansas
52	Morgan, Cole	OL	6-4	288	RS SO-TR	Princeton, N.J./Michigan
30	Morris, Elroyal	DL	6-3	292	RS SR-3L	Houston, Texas/Dekaney
3	Morris, Ty	LB	6-3	229	JR-2L	Houston, Texas/Dekaney
8	Mutombo, Joseph	DL	6-6	257	RS SO-1L	Fort Worth, Texas/Keller Central
67	Needham, Luke	OL	6-5	305	RS SO-1L	Germantown, Tenn./Houston HS
61	Norfleet, Trace	OL	6-2	276	RS JR-1L	Lewisville, Texas/Prestonwood Christian
16	Nwajuaku, Chibby	DL	6-2	239	RS JR-1L	Cypress, Texas/Cy Ranch
36	Ogbor, Ahran	S	5-10	209	FR	Spring, Texas/Spring
91	Oliver, DD	DL	6-3	294	FR	Bossier City, La./Parkway
12	Padgett, AJ	TE	6-3	241	RS JR-1L	Frisco, Texas/Reedy
25	Phillips, Rhys	TE	6-3	233	RS FR	Katy, Texas/Tompkins
19	Pierre, Semaj	SLOT	5-8	168	FR HS	Baton Rouge, La./Port Arthur Memorial
7	Porter, Omari	CB	6-2	198	GR-TR	Auburn, Ala./Auburn HS/Stanford
71	Principe, Cole	OL	6-4	315	FR	Brea, Calif./Orange Lutheran
17	Ransom-Goelz, Landon	WR	6-0	177	RS SO-1L	Trophy Club, Texas/Byron Nelson
83	Ranucci, Jackson	WR	5-11	180	RS FR	Houston, Texas/Episcopal
98	Rooks, Robert	DL	6-1	264	FR HS	Petaluma, Calif./St. Vincent De Paul
8	Scheerhorn, Lucas	QB	6-0	196	RS FR	Spring, Texas/Kennesaw State
87	Scherle, Alex	TE	6-4	234	RS JR-1L	Rochester Hills, Mich./Notre Dame Prep
9	Stevenson, Peyton	VIPER	6-2	200	RS SR-3L	Demopolis, Ala./Demopolis
64	Stickle, David	OL	6-4	292	GR-1L	Pace, Fla./Florida State
60	Sullivan Sean	OL	6-5	309	GR-TR	Westborough, Mass./Yale
84	Swartz, Will	TE	6-5	250	FR HS	Huffman, Texas/Hargrave
47	Thames, Ty	LB	6-3	214	FR	Wimberly, Texas/Wimberly
11	Thompson, Tyson	SLOT	5-9	185	RS SR-2L	Klein, Texas/Houston Baptist
25	Tita, Blaise	LB	6-2	220	RS SR-1L	Houston, Texas/Kilgore College
1	Turner, Aaron	SLOT	5-8	184	GR-TR	Ellicott, Md./Cincinnati
50	Valent, Patrick	OL	6-3	325	RS SO-1L	Warren, Ohio/John F. Kennedy Catholic
81	Walker, Braylen	WR	5-10	172	RS JR-2L	Sulphur, La./Lake Charles College Prep
19	Williams, Jeremiah	CB	5-10	186	RS JR	Dallas, Texas/Bishop Lynch
4	Williams, Marcus	SAF	5-11	190	RS JR-2L	Helena, Ala./Hoover
62	Witt, Cullen	OL	6-2	268	RS FR	Houston, Texas/Episcopal
55	Witten, CJ	LB	6-1	218	FR	Westlake, Texas/Liberty Christian
41	Wyatt, Plae	VIPER	6-0	211	RS SR-3L	McKinney, Texas/Boyd

PRONUNCIATIONS

No	Name	Pronunciation
2	Edjike Adele	Edge-ih-kay Ah-del-ee
88	Keenan Arcega-Whiteside	Ar-seh-ga
15	Matthew Aribisala	Ah-REE-bih-sala
33	Luca Akirtava	Ah-Ker-tava
20	Daelen Alexander	Day-len
26	Tony Anyanwu	Ay-an-when-you
0	Andrew Awe	Awe-way
91	Alex Bacchetta	Bah-ket-ah
3	Max Balthazar	Ball-tha-zar
75	Blake Boenisch	Bane-ish
26	Tyvon Byars	Tie-von
12	Khary Crump	Kye-ree
24	Larry Debose IV	DEE-boze
5	Drew Devillier	De-vill-ee-ay
14	Ephraim Dotson	Eee-frem
55	Netane Fehoko	Neh-tan-ay Feh-hoe-koe
28	Enoch Goto	Ee-nock
22	Ryan Guillo	Gwill-oh
27	Jack Kane	Con-AY
80	David Kasemervisz	Kaz-ah-Mir-viz
42	DeReyon Jenkins	Dare-REE-on
8	Joseph Mutombo	Mah-tom-bo
16	Chibby Nwajuaku	Chib-ee New-ah-jew-ah-koo
36	Ahran Ogboore	Aaron Ohg-bore
25	Rhys Phillips	Reese
19	Semaj Pierre	Seh-maj
17	Landon Ransom-Goelz	Ransom-goals
9	Lucas Scheerhorn	Shear-horn

87	Alex Scherle	Shir-lee
25	Blaise Tita	Tee-tah
41	Plae Wyatt	Play

RECORDED PRONUNCIATIONS



No.	Name	Pos.
34	Blanton, Kaleb	LB
34	Kibbles, Trey	RB
36	Ogbor, Ahran	S
41	Wyatt, Plae	VIPER
42	Jenkins, DeReyon	DE
43	Bruce, Chris	VIPER
44	King, Cooper	LB
45	Green, Demone	DL
46	McMillan, Cade	S
47	Thames, Ty	LB
48	Freeman, Wyatt	DS
49	Barnett, Micah	TE
50	Valent, Patrick	OL
51	Broughman, Ethan	DE
52	Morgan, Cole	OL
53	Miller, Luke	OL
54	Barton, Beau	LB
55	Fehoko, Netane	OL
55	Witten, CJ	LB
56	Bledsoe, Nate	OL
57	Clemmons, Aquantis	DL
58	Farmer, Peyton	OL
59	Alberding, Colter	OL
60	Sullivan, Sean	OL
61	Norfleet, Trace	OL
62	Witt, Cullen	OL
64	Stickle, David	OL
67	Needham, Luke	OL
71	Principe, Cole	OL
73	Michaelis, Justin	OL
74	Baur, Brad	OL
75	Boenisch, Blake	DL
76	Long, John	OL
77	Bothwell, Ian	OL
78	Birkhoff, Erben	OL
79	Kropp, Weston	OL
80	Kasemervisz, David	WR
81	Walker, Braylen	WR
82	Allen, Chase	K
83	Ranucci, Jackson	WR
84	Swartz, Will	TE
86	Falk, James	TE
87	Scherle, Alex	TE
88	Acrega-Whiteside, Keenan	WR
91	Bacchetta, Alex	P
91	Oliver, DD	DL
94	Bays, Braden	DL
96	Botts, Dillan	DL
98	Rooks, Robert	DL
99	Clark-Jolivet, Chris	DL



CAREER STATS

#2 DL EJIKE ADELE

YEAR	GP-GS	UT	AT	TOTAL	TFL	SACKS	FF	FR	PBU
2022	6-0	3	3	6	0.0-0	0.0-0	0	0	0
2023	8-0	4	6	10	1.0-4	1.0-4	0	1	0
2024	10-10	23	31	54	12.0-53	6.0-42	0	1	0
2025	4-2	4	4	8	1.0-4	0.0-0	0	0	0
Career	28-12	34	44	78	14.0-61	7.0-46	0	2	0

#20 RB DAELEN ALEXANDER

YEAR	GP-GS	RUSH	YDS	AVG	TD	LONG
2023	6-0	18	35	1.9	5	9
2025	9-0	74	392	5.3	3	57
Career	15-0	92	427	4.6	8	57

#82 K CHASE ALLEN

YEAR	FGM-A	PCT	BLK	LONG	PAT	PCT
2020	0-0	.000	0	0	0-0	.000
2023	13-15	.867	0	53	49-49	1.000
2024	5-9	.556	0	35	11-11	1.000
2025	1-1	1.000	0	45	2-2	1.000
Career	19-25	.760	0	53	62-62	1.000

#26 DL TONY ANYANWU

YEAR	GP-GS	UT	AT	TOTAL	TFL	SACKS	FF	FR	PBU
2020	4-0	0	0	0	0.0-0	0.0-0	0	0	0
2022	9-0	5	2	7	1.5-2	0.0-0	0	0	0
2024	12-10	10	11	21	8.0-39	5.0-34	1	0	1
2025	10-8	23	19	42	6.0-30	5.0-29	1	1	1
Career	35-18	38	32	70	15.5-71	10.0-59	2	1	2

#27 LB ANDREW AWE

YEAR	GP-GS	UT	AT	TOTAL	TFL	SACKS	FF	FR	PBU
2022	13-3	16	6	22	1.5-2	0.0-0	0	0	0
2023	11-3	9	11	20	2.5-5	0.0-0	0	0	1
2024	12-10	33	19	52	4.0-12	1.0-7	0	0	0
2025	10-10	36	43	79	6.5-28	2.5-18	1	0	2
Career	46-26	94	79	173	14.0-47	3.5-25	1	0	3

#91 P ALEX BACCHETTA

YEAR	PUNTS	YDS	AVG	LONG	TB	FC	I20	50+
2022	4	160	40.0	42	0	0	3	0
2024	49	2,033	41.5	59	3	19	11	10
2025	51	2,312	45.3	64	3	19	9	12
Career	104	4,505	43.3	64	6	38	23	22

#3 SLOT MAX BALTHAZAR

YEAR	GP-GS	RUSH	YDS	AVG	TD	LG	REC	YDS	AVG	TD	LONG
2022	8-1	27	141	5.2	1	22	0	0	0.0	0	0
2023	13-0	43	211	4.9	2	34	11	82	7.5	1	42
Career	21-0	70	352	5.0	3	34	11	82	7.5	1	42

#75 DL BLAKE BOENISCH

YEAR	GP-GS	UT	AT	TOTAL	TFL	SACKS	FF	FR	QBH
2021	2-0	0	0	0	0.0-0	0.0-0	0	0	0
2022	13-2	10	19	29	1.5-3	1.5-3	0	0	0
2023	13-0	11	15	26	2.5-5	0.0-0	0	0	0
2024	11-10	25	17	42	3.5-8	0.0-0	0	0	0
2025	10-10	13	17	30	3.0-14	1.5-10	0	1	0
Career	49-22	59	68	127	10.5-30	3.0-13	0	1	0

#96 DL DILLAN BOTTS

YEAR	GP-GS	UT	AT	TOTAL	TFL	SACKS	FF	FR	PBU
2023	10-7	10	13	23	3.0-24	2.5-23	0	1	1
2024	12-11	16	15	31	7.0-28	3.0-22	0	1	0
2025	10-8	3	6	9	0.0-0	0.0-0	0	0	1
Career	32-26	29	34	63	10.0-52	5.5-55	0	2	2

#57 DL AQUANTIS CLEMMONS

YEAR	GP-GS	UT	AT	TOTAL	TFL	SACKS	FF	FR	QBH
2023	2-0	0	0	0	0.0-0	0.0-0	0	0	0
2024	8-0	2	6	8	0.5-1	0.0-0	0	0	0
2025	10-2	3	12	15	2.5-9	1.0-5	0	0	0
Career	20-2	5	18	23	3.0-10	1.0-5	0	0	0

#7 WR ARTIS COLE

YEAR	GP-GS	REC	YDS	AVG	TD	LONG
2024	12-10	13	168	12.9	1	30
2025	5-2	1	4	4.0	0	4
Career	17-12	14	172	12.3	1	30

#12 CB KHARY CRUMP

YEAR	GP-GS	UT	AT	TOTAL	TFL	SACKS	FF	INT	PBU
2021	2-0	0	0	0	0.0-0	0.0-0	0	0	0
2022	4-0	1	0	1	0.0-0	0.0-0	0	0	1
2023	2-1	0	1	1	0.0-0	0.0-0	0	0	0
2024	12-9	21	19	40	2.5-8	0.0-0	0	3	10
2025	7-7	7	7	14	0.0-0	0.0-0	0	0	6
Career	27-17	29	27	56	2.5-8	0.0-0	0	3	17

#1 DE MICHAEL DALEY

YEAR	GP-GS	UT	AT	TOTAL	TFL	SACKS	FF	FR	PBU
2023	5-0	0	0	0	0.0-0	0.0-0	0	0	0
2024	10-0	9	5	14	5.5-30	3.0-24	2	0	0
2025	4-3	7	8	15	4.5-19	4.0-13	0	0	2
Career	19-3	16	13	29	10.0-49	7.0-30	2	0	2

#6 SLOT DRAYDEN DICKMANN

YEAR	GP-GS	REC	YDS	AVG	TD	LONG
2023	1-0	1	-1	-1	0	-1
2024	12-1	10	80	8.0	1	31
2025	10-9	33	302	9.2	3	46
Career	23-10	44	381	8.7	4	46

#28 K ENOCK GOTA

YEAR	FGM-A	PCT	BLK	LONG	PAT	PCT
2023	0-0	.000	0	0	1-1	1.000
2024	5-8	.625	1	46	13-14	.929
2025	7-10	.700	0	49	23-23	1.000
Career	12-18	.667	1	49	37-38	.974

#45 DL DEMONE GREEN

YEAR	GP-GS	UT	AT	TOTAL	TFL	SACKS	FF	QBH	PBU
2022	2-0	1	0	1	1.0-17	1.0-17	0	0	0
2023	13-0	7	5	12	5.0-15	2.0-5	0	0	0
2024	3-0	5	5	10	1.5-7	1.5-7	0	0	1
2025	9-0	3	3	6	2.0-4	0.5-3	0	0	0
Career	27-0	15	14	29	9.5-43	5.0-32	0	0	1

#27 RB D'ANDRE HARDEMAN

YEAR	GP-GS	RUSH	YDS	AVG	TD	LONG
2025	9-0	64	244	3.8	2	17
Career	9-0	64	244	3.8	2	17

#29 S DAVEON HOOK

YEAR	GP-GS	UT	AT	TOTAL	TFL	SACKS	FF	FR	PBU
2022	8-0	7	3	10	0.0-0	0.0-0	0	0	0
2023	13-1	11	5	16	1.0-2	0.0-0	1	0	3
2024	12-5	41	8	49	1.5-5	0.0-0	0	0	2
2025	4-4	12	8	20	3.5-16	1.0-12	0	0	0
Career	37-10	71	24	95	6.0-23	1.0-12	1	0	5

#10 RB QUINTON JACKSON

YEAR	GP-GS	RUSH	YDS	AVG	TD	LG	REC	YDS	AVG	TD	LONG
2022	1-0	3	15	5.0	0	11	2	54	27.0	0	34
2023	13-0	7	25	3.6	0	11	6	33	5.5	0	9
2024	12-0	48	275	5.7	1	45	11	69	6.3	1	17
2025	10-10	148	758	5.1	6	73	4	74	18.5	1	75
Career	36-10	206	1,073	5.2	7	73	23	230	10.0	2	75

YEAR	KR	YDS	AVG	TD	LG
2022	0	0	0.0	0	0
2023	17	393	23.1	0	44
2024	22	589	26.8	1	100
2025	7	134	19.1	0	32
Career	46	1,116	24.3	1	100

#4 QB CHASE JENKINS

YEAR	GP-GS	C-A	PCT	YDS	AVG/G	TD	INT	LONG
2023	5-0	13-19	68.4	100	20.0	0	1	37
2024	2-0	0-0	0.0	0	0.0	0	0	0
2025	10-10	99-142	69.7	885	88.5	8	2	75
Career	17-10	112-161	69.6	985	57.9	8	3	75

YEAR	RUSH	YDS	AVG	TD	LONG
2023	14	82	5.9	1	28
2024	1	2	2.0	0	2
2025	124	422	3.4	4	34
Career	139	506	3.6	5	34

GAME 11 VS. NORTH TEXAS



CAREER STATS

#27 S JACK KANE

YEAR	GP-GS	UT	AT	TOTAL	TFL	SACKS	FF	INT	PBU
2022	10-0	2	0	2	0.0-0	0.0-0	0	0	0
2023	9-3	11	12	23	0.5-1	0.0-0	0	0	3
2024	12-6	14	18	32	0.0-0	0.0-0	1	2	2
2025	8-6	12	18	30	0.0-0	0.0-0	0	1	2
Career	39-15	39	48	87	0.5-1	0.0-0	1	3	7

#30 DL ELROYAL MORRIS

YEAR	GP-GS	UT	AT	TOTAL	TFL	SACKS	FF	FR	QBH
2021	4-0	0	1	1	0.0-0	0.0-0	0	0	0
2023	4-0	4	1	5	2.5-11	0.0-0	0	0	0
2024	11-0	8	4	12	1.5-8	1.5-8	1	0	2
2025	6-0	0	1	1	0.0-0	0.0-0	0	0	0
Career	25-0	12	7	19	4.0-19	1.5-8	1	0	2

#3 LB TY MORRIS

YEAR	GP-GS	UT	AT	TOTAL	TFL	SACKS	FF	FR	PBU
2023	12-0	6	4	10	0.5-4	0.5-4	0	0	1
2024	12-4	27	29	56	7.5-45	4.0-35	0	0	0
2025	10-10	28	39	67	8.0-34	2.5-25	2	1	2
Career	34-14	61	72	133	16.6-83	7.0-64	2	1	3

#8 DL JOSEPH MUTOMBO

YEAR	GP-GS	UT	AT	TOTAL	TFL	SACKS	FF	FR	QBH
2023	1-0	1	0	1	1.0-1	0.0-0	0	0	0
2024	12-0	8	3	11	3.0-7	2.0-5	1	0	1
2025	9-4	4	5	9	1.5-13	1.5-13	0	0	1
Career	22-4	13	8	21	5.5-21	3.5-18	1	0	2

#16 DL CHIBBY NWAJIAKU

YEAR	GP-GS	UT	AT	TOTAL	TFL	SACKS	FF	FR	QBH
2022	1-0	0	0	0	0.0-0	0.0-0	0	1	0
2023	2-0	1	2	3	0.5-1	0.0-0	0	0	0
2024	6-0	4	3	7	0.5-1	0.0-0	0	0	0
2025	9-2	6	15	21	2.0-11	2.0-11	0	0	0
Career	18-2	11	208	31	3.0-13	2.5-11	0	1	0

#7 CB OMARI PORTER

YEAR	GP-GS	UT	AT	TOTAL	TFL	SACKS	FF	INT	PBU
2020	5-0	0	1	1	0.0-0	0.0-0	0	0	0
2021	3-0	0	0	0	0.0-0	0.0-0	0	0	0
2022	6-1	4	2	6	0.0-0	0.0-0	0	1	0
2023	12-2	10	9	19	0.0-0	0.0-0	0	0	0
2024	6-0	4	0	4	0.0-0	0.0-0	0	0	0
2025	10-10	22	7	29	1.5-1	0.0-0	0	0	5
Career	42-13	40	19	59	1.5-1	0.0-0	0	1	5

#17 WR LONDON RANSOM-GOELZ

YEAR	GP-GS	REC	YDS	AVG	TD	LONG
2023	13-6	26	380	14.6	3	44
2025	6-3	6	63	10.5	1	34
Career	19-9	32	443	13.8	4	44

#9 VIPER PEYTON STEVENSON

YEAR	GP-GS	UT	AT	TOTAL	TFL	SACKS	FF	INT	PBU
2022	13-0	1	0	1	0.0-0	0.0-0	0	0	0
2023	13-0	1	1	2	0.0-0	0.0-0	0	0	0
2024	12-1	13	6	19	2.0-11	1.0-9	0	0	1
2025	10-8	16	18	34	2.5-4	0.0-0	0	1	1
Career	48-9	31	25	56	4.5-15	1.0-9	0	1	2

#11 SLOT TYSON THOMPSON

YEAR	GP-GS	REC	YDS	AVG	TD	LONG
2020	4-0	4	38	9.5	0	17
2021	10-9	57	562	9.9	2	51
2022	9-0	0	0	0.0	0	0
2024	12-5	3	11	3.7	0	6
2025	10-3	8	105	13.1	2	37
Career	42-16	72	716	9.9	4	51

YEAR	PR	YDS	AVG	TD	LG
2021	11	109	9.9	1	44
2022	7	26	3.7	0	10
2024	21	173	8.2	0	30
2025	8	39	4.9	0	12
Career	47	347	7.4	1	44

#25 LB BLAISE TITA

YEAR	GP-GS	UT	AT	TOTAL	TFL	SACKS	FF	FR	PBU
2022	8-3	14	10	24	4.5-17	1.0-0	1	0	1
2024	12-4	14	23	37	2.5-19	2.0-12	0	1	0
2025	8-1	5	3	8	0.0-0	0.0-0	0	0	0
Career	29-8	33	36	69	7.0-36	3.0-12	1	1	1

#1 SLOT AARON TURNER

YEAR	GP-GS	RUSH	YDS	AVG	TD	LG	REC	YDS	AVG	TD	LONG
2021	12-9	1	22	22.0	0	22	33	232	7.0	0	50
2022	13-10	14	53	3.8	0	15	57	527	9.2	3	56
2023	12-0	11	97	8.8	0	26	11	89	8.1	2	21
2024	4-1	0	0	0.0	0	0	5	85	17.0	0	49
2025	10-9	28	132	4.6	2	52	38	217	5.7	2	32
Career	50-27	55	304	5.5	2	52	144	1150	8.0	7	56

#81 WR BRAYLEN WALKER

YEAR	GP-GS	REC	YDS	AVG	TD	LONG
2022	2-0	4	77	19.3	1	48
2023	12-0	13	200	15.4	2	36
2024	12-8	22	264	12.0	1	50
2025	3-1	6	49	8.2	0	14
Career	29-9	45	590	13.1	4	50

#4 S MARCUS WILLIAMS

YEAR	GP-GS	UT	AT	TOTAL	TFL	SACKS	FF	FR	INT	PBU
2021	1-0	1	0	1	0.0-0	0.0-0	0	0	0	0
2022	9-0	12	10	22	2.0-7	0.0-0	0	0	0	1
2023	6-2	15	10	25	1.0-4	0.0-0	0	1	0	1
2024	3-1	1	3	4	0.0-0	0.0-0	1	0	1	0
2025	10-9	39	17	56	3.5-17	0.0-0	1	0	0	5
Career	29-12	68	40	108	6.5-28	0.0-0	2	1	1	7

#41 VIPER PLAE WYATT

YEAR	GP-GS	UT	AT	TOTAL	TFL	SACKS	FF	INT	PBU
2020	2-0	0	0	0	0.0-0	0.0-0	0	0	0
2021	12-0	11	10	21	0.0-0	0.0-0	1	0	0
2022	4-0	4	3	7	0.0-0	0.0-0	0	0	1
2023	13-13	43	37	80	3.0-13	1.0-9	1	0	6
2024	1-1	3	2	5	0.0-0	0.0-0	0	0	0
2025	7-0	5	5	10	1.0-2	0.0-0	0	1	0
Career	39-15	66	57	123	4.0-15	1.0-9	2	1	7

CAREER HIGHS

#2 DL EJIKE ADELE

Tackles.....10 at Princeton (11/8/24)
TFL.....3.5 at Columbia (10/26/24)
Sacks.....2.0 at Columbia (10/26/24)

#20 RB DAELEN ALEXANDER

Rushes.....15 at Louisiana (8/30/25)
Rushing Yards.....129 at UTSA (10/11/25)
Rushing TDs.....3 vs. Houston (9/9/23)
Longest Rush.....57 at UTSA (10/11/25)

#82 K CHASE ALLEN

Field Goals.....3 at North Texas (11/4/23)
Longest Field Goal.....53 vs. UAB (10/14/23)

#26 DL TONY ANYANWU

Tackles.....9 vs. Connecticut (10/25/25)
TFL.....2.0, 2x, last at Charlotte (9/18/25)
Sacks.....2.0 at Charlotte (9/18/25)

#15 DL MATTHEW ARIBISALA

Tackles.....5 vs. FIU (10/18/23)
TFL.....1.0, 3x, last at Rice (8/31/24)
Sacks.....1.0 at Rice (8/31/24)

#0 LB ANDREW AWE

Tackles.....12 vs. Memphis (10/31/25)
TFL.....2.0 vs. South Florida (11/30/24)
Sacks.....1.0 vs. South Florida (11/30/24)

#91 P ALEX BACCHETTA

Punts.....10 at Houston (9/14/24)
Longest Punt.....64 at UTSA (10/11/25)
Punting Avg.....48.3 vs. Memphis (10/31/25)

#3 SLOT MAX BALTHAZAR

Rushes.....7, 2x, last vs. Marshall (10/28/23)
Rushing Yards.....79 at Arkansas State (10/21/23)
Rushing TDs.....1, 3x, last at Georgia Southern (9/30/23)
Longest Rush.....3 at Arkansas State (10/21/23)
Receptions.....4 at Georgia Southern (9/30/23)
Receiving Yards.....44 at Georgia Southern (11/25/23)
Receiving TDs.....1 vs. James Madison (11/25/23)
Longest Reception.....42 vs. James Madison (11/25/23)

#75 DL BLAKE BOENISCH

Tackles.....10 at Memphis (11/8/24)
Sacks.....1.5 vs. McNeese (9/10/22)
TFL.....1.5 vs. McNeese (9/10/22)

#96 DL DILLAN BOTTS

Tackles.....7 vs. Bethel (9/7/24)
Sacks.....1.0, 3x, last vs. Howard Payne (11/16/24)
TFL.....3.0 vs. Howard Payne (11/16/24)
Interceptions.....1 at Howard Payne (11/11/23)

#6 VIPER JO CHAVEZ

Tackles.....7 vs. Connecticut (10/25/25)
TFL.....1.0 vs. Connecticut (10/25/25)

#57 DL AQUANTIS CLEMMONS

Tackles.....3, 2x, last vs. Connecticut (10/25/25)
TFL.....0.5, 2x, last at Charlotte (9/18/25)
Sacks.....0.5 at Charlotte (9/18/25)

#7 WR ARTIS COLE

Receptions.....3 vs. Louisiana (11/30/24)
Receiving Yards.....46 vs. James Madison (10/5/24)
Receiving TDs.....1 at Marshall (11/2/24)
Longest Reception.....30 vs. James Madison (10/5/24)

#12 CB KHARY CRUMP

Tackles.....9 at Indiana State (9/28/24)
TFL.....1.0, 2x, last at Stephen F. Austin (10/26/24)
Interceptions.....1, 3x, last at East Texas A&M (11/16/24)

#1 DE MICHAEL DALEY

Tackles.....6 at Navy (9/27/25)
TFL.....2.5 at Charlotte (9/18/25)
Sacks.....2.5 at Charlotte (9/18/25)

#6 SLOT DRAYDEN DICKMANN

Receptions.....4, 4x, last vs. Memphis (10/31/25)
Receiving Yards.....61 vs. Florida Atlantic (10/4/25)
Receiving TDs.....1, 4x, last vs. Florida Atlantic (10/4/25)
Longest Reception.....46 vs. Florida Atlantic (10/4/25)

#28 K ENOCK GOTA

Field Goals.....2, 3x, last at Navy (9/27/25)
Longest Field Goal.....49 vs. Prairie View A&M (9/13/25)

#45 DL DEMONE GREEN

Tackles.....6 vs. Sam Houston (8/31/24)
TFL.....3.0 vs. Houston (9/9/23)
Sacks.....1.0, 4x, last vs. Sam Houston (8/31/24)

#27 RB D'ANDRE HARDEMANN

Rushes.....11 vs. UAB (11/10/25)
Rushing Yards.....41 vs. Connecticut (10/25/25)
Rushing Touchdowns.....1, 2x, last vs. UAB (11/10/25)
Longest Rush.....17, 2x, last vs. Memphis (10/31/25)

#29 S DAVEON HOOK

Tackles.....7, 2x, last at Memphis (11/8/24)
TFL.....1.5 vs. Connecticut (10/25/25)
Sacks.....1.0 at UTSA (10/11/25)

#10 RB QUINTON JACKSON

Rushes.....22, 2x, last vs. UAB (11/10/25)
Rushing Yards.....168 vs. Connecticut (10/25/25)
Rushing TDs.....3 vs. Connecticut (10/25/25)
Longest Rush.....73 vs. Connecticut (10/25/25)
Receptions.....3, 3x, last vs. Connecticut (10/25/25)
Receiving Yards.....80 vs. Connecticut (10/25/25)
Receiving TDs.....1, 2x, last vs. Connecticut (10/25/25)
Longest Reception.....75 vs. Connecticut (10/25/25)
Longest Kick Return.....100 at Connecticut (10/26/24)
Kick Return Touchdowns.....1 at Connecticut (10/26/24)

#9 QB CHASE JENKINS

Completions.....17 vs. Connecticut (10/25/25)
Attempts.....22 vs. Connecticut (10/25/25)
Passing Yards.....191 vs. Connecticut (10/25/25)
Passing TDs.....2 vs. UAB (11/10/25)
Longest Pass.....75 vs. Connecticut (10/25/25)
Rushes.....21 vs. Prairie View A&M (9/13/25)
Rushing Yards.....124 vs. Prairie View A&M (9/13/25)
Longest Rush.....28 vs. East Carolina (9/20/23)
Rushing TDs.....1, 5x, last vs. Florida Atlantic (10/4/25)

#27 S JACK KANE

Tackles.....11 vs. Houston (9/6/25)
TFL.....0.5 vs. Washington (11/18/23)
Interceptions.....1, 3x, last at Louisiana (8/30/25)

#30 DL ELROYAL MORRIS

Tackles.....3, 2x, last at Houston (9/14/24)
Sacks.....1.0 at Houston (9/14/24)
TFL.....1.5 vs. Texas Southern (9/16/23)

#3 LB TY MORRIS

Tackles.....15 vs. Houston (9/6/25)
TFL.....3.0 vs. Florida Atlantic (10/4/25)
Sacks.....1.0, 6x, last at Charlotte (9/18/25)

#8 DL JOSEPH MUTOMBO

Tackles.....4 vs. Charlotte (9/28/24)
TFL.....2.0 vs. Charlotte (9/28/24)
Sacks.....1.0, 3x, last at Louisiana (8/30/25)
Interceptions.....1 vs. Charlotte (9/28/24)

#16 DL CHIBBY NWAJUAKU

Tackles.....5 vs. Texas Southern (9/7/24)
TFL.....0.5, 2x, last vs. Texas Southern (9/7/24)

#12 QB AJ PADGETT

Completions.....24 vs. Florida Atlantic (11/25/23)
Attempts.....37, 2x, last vs. Florida Atlantic (11/25/23)
Passing Yards.....295 vs. Southern Miss (12/17/22)
Passing TDs.....3, 2x, last vs. Florida Atlantic (11/25/23)
Long Pass.....48 at North Texas (11/26/22)
Rushes.....14 at North Texas (11/26/22)
Rushing Yards.....26 at North Texas (11/26/22)
Longest Rush.....14, 2x, last vs. Florida Atlantic (11/25/23)
Rushing TDs.....2 at Charlotte (11/18/23)

#7 CB OMARI PORTER

Tackles.....8 vs. California (11/18/23)
TFLs.....1.0 vs. Memphis (10/31/25)
Interceptions.....1 at California (11/19/22)

#17 WR LANDON RANSOM-GOELZ

Receptions.....5 at Tulsa (10/19/23)
Receiving Yards.....58 at Tulsa (10/19/23)
Receiving TDs.....1, 4x, last vs. Prairie View A&M (9/13/25)
Longest Reception.....44, 2x, last vs. East Carolina (9/20/23)

#9 VIPER PEYTON STEVENSON

Tackles.....7 vs. Florida Atlantic (10/4/25)
TFL.....1.0, 2x, last vs. Prairie View A&M (9/13/25)
Sacks.....1.0 vs. Navy (11/2/24)
Interceptions.....1 vs. Florida Atlantic (10/4/25)

#11 WR TYSON THOMPSON

Receptions.....16 at Incarnate Word (10/30/21)
Receiving Yards.....113 at Northwestern State (11/6/21)
Receiving TDs.....1, 4x, last vs. UAB (11/10/25)
Longest Reception.....51 at SE Louisiana (10/16/21)
Longest Punt Return.....44 at New Mexico (9/2/21)
Longest Kick Return.....89 vs. Nicholls State (10/23/21)

#56 LB BLAISE TITA

Tackles.....9 at Army West Point (9/21/24)
TFL.....2.5 vs. Texas Southern (9/7/24)
Sacks.....2.0 vs. Texas Southern (9/7/24)

#1 SLOT AARON TURNER

Rushes.....7 vs. UAB (11/10/25)
Rushing Yards.....68 vs. Prairie View A&M (9/13/25)
Longest Rush.....52 vs. Prairie View A&M (9/13/25)
Rushing TDs.....1 vs. Prairie View A&M (9/13/25)
Receptions.....10 vs. Liberty (11/12/22)
Receiving Yards.....71 vs. Syracuse (9/10/22)
Receiving TDs.....1, 7x, last vs. UAB (11/10/25)
Longest Reception.....56 vs. Syracuse (9/10/22)

#81 WR BRAYLEN WALKER

Longest Rush.....20, 2x, last vs. SMU (11/4/23)
Receptions.....4, 4x, last at Navy (9/27/25)
Receiving Yards.....77 at North Texas (11/26/22)
Receiving Touchdowns 1, 4x, last vs. Texas Southern (9/7/24)
Longest Reception.....50 at UAB (11/23/24)

#4 S MARCUS WILLIAMS

Tackles.....12 at Navy (9/27/25)
TFL.....1.0, 6x, last vs. Florida Atlantic (10/4/25)
Interceptions.....1 vs. Texas Southern (9/7/24)
Forced Fumbles.....1, 2x, last at Charlotte (9/18/25)

#41 VIPER PLAE WYATT

Tackles.....12 vs. Tulane (10/28/23)
TFL.....1.5 at USF (9/23/23)
Sacks.....1.0 at USF (9/23/23)
Forced Fumbles.....1, 2x, last at UTSA (11/11/23)
Fumble Recoveries.....1 vs. Texas Southern (9/16/23)
Interceptions.....1 at Navy (9/27/25)

SCOTT ABELL

DUNLEVIE FAMILY HEAD FOOTBALL COACH



Scott Abell was named the new Dunlevie Family Head Football Coach at Rice on November 26, 2024, becoming the 20th head football coach in school history.

Abell came to Rice from Davidson, where he was the winningest coach in school history, having compiled a 47-28 record in seven seasons (35-18 in the Pioneer Football League).

Davidson posted winning seasons in each of his seven seasons, after having ten consecutive losing seasons before his arrival, captured a pair of PFL championships, and made three appearances in the FCS playoffs. He was twice named the Pioneer League Coach of the Year, and his .627 winning percentage is also the best in school history.

Before Abell's arrival, Davidson had not posted a winning season in a decade and had won seven games total over the previous five seasons. The Wildcats had posted only 12 winning seasons in the previous 48 years and no more than five in consecutive years.

In 2024, Abell's Wildcats led the nation in rushing for the fifth consecutive year and the sixth time in his seven seasons, averaging 315 yards per game and 5.4 yards per carry. Mari Adams was ranked fifth in the nation in rushing yards per game (111.9)

During the 2023 campaign, the Wildcats put together one of their most dominant and successful stretches during the Abell era, winning seven straight games by an average margin of 26.9 points per game.

Davidson, which ended the 2023 season 7-4, finished with the nation's top-rushing attack for the fourth consecutive year. In addition, the 'Cats also led all of FCS in scoring offense (40.0), while ranking among national leaders in total offense (463.2 ypg / 5th), passing efficiency (158.37 / 8th), 3rd down conversion defense (13th), red zone offense (7th) and time of possession (33:25 / 4th).

One of just four teams to make three straight FCS Playoffs from spring of 2021 to fall of 2022, Davidson finished the 2022 campaign 8-4 overall and 6-2 in league play, while leading the nation in rushing offense for the third consecutive season. Along with its ground attack, Abell's squad was once again among the tops in the country in total offense, passing efficiency, scoring offense, total defense and time of possession.

The 'Cats also closed the 2022 season with an undefeated record at home, running their win streak at Richardson Stadium to 13.

In 2021, Abell led Davidson to its second straight PFL title going 8-3 overall and 7-1 in league play. In addition to their second FCS Playoff appearance in as many seasons, the Wildcats led the nation in rushing offense (348.4 ypg) and 3rd down conversion percentage (54.3%). Abell's offense also ranked among national leaders in time of possession (2nd), passing efficiency (9th) and total offense (460.4 ypg).

Throughout the 2021 spring (COVID-19) and fall seasons, Davidson put together an 11-2 mark in conference play.

Abell's third season at the helm was pushed to the Spring of 2021 due to the CoVID-19 pandemic. It was worth the wait as the Wildcats captured their first conference crown in 52 years, winning the program's first-ever Pioneer Football League crown and earning Davidson's first postseason berth in 52 seasons and a trip to the FCS Playoffs.

In the unorthodox 2020-21 season, Abell and the 'Cats faced the most daunting schedule in the modern era, opening at nationally ranked Elon and facing another Top-25 foe in San Diego, which the Wildcats would knock off in Southern California to snap the Toreros' FCS record-tying 39-game conference win streak. In addition, it was Davidson's first-ever win over a ranked opponent away from home.

Coming off the program's first winning season in over a decade, year two saw the program take another step forward under Abell's guidance. Along with recording the most FCS wins (6) in a single season, Davidson went 8-4 in 2019, its most successful season in 19 years.

In his first season at the helm, Abell led Davidson to its first winning record since 2007, directing the 'Cats to a 6-5 mark that concluded with a heroic goal-line stand on the final play of the season to secure the successful campaign.

Coach Abell helped lead the Wildcat offense to NCAA FCS statistical championships in total offense (561.9) and rushing offense (442.9) while directing the 'Cats to top-five statistical rankings in third down conversion percentage, offensive red zone, and scoring.

The 2018 Wildcats snapped a 17-game Pioneer Football League losing streak with a 40-35 road victory at Valparaiso and earned national attention for a 91-61 Thursday night shootout victory over Guilford.

COACHING RECORD

Year	School	Overall	Conference
2012	Washington & Lee	8-3#	6-1 (1st)
2013	Washington & Lee	5-5	3-4 (T-4th)
2014	Washington & Lee	2-8	2-5 (T-6th)
2015	Washington & Lee	10-1#	7-0 (1st)
2016	Washington & Lee	6-4	5-2 (T-2nd)
2017	Washington & Lee	8-3#	5-1 (1st)
Totals	(6 seasons)	39-24	28-13 (ODAC)
2018	Davidson College	6-5	3-5 (6th)
2019	Davidson College	8-4	5-3 (4th)
2021	Davidson College*	4-3%	4-1 (1st)
2021	Davidson College**	8-3%	7-1 (1st)
2022	Davidson College	8-4%	6-2 (T-2nd)
2023	Davidson College	7-4	6-2 (3rd)
2024	Davidson College	6-5	4-4 (6th)
Total	(7 Seasons)	47-28	35-17 (PFL)
2025	Rice	4-5	1-4
Totals	(1 season)	5-5	2-4 (American)
Career	(13 Seasons)	91-58	65-34

*2020 season competed in Spring 2021 due to CoVID

**Fall Season

#NCAA DIII Playoffs

% FCS Playoffs

COACHING HONORS

2-Time PFL Coach of the Year

3-Time ODAC Coach of the Year

2-Time Willy Lanier Va State Coach of the Year

CONFERENCE CHAMPIONS

2012 Old Dominion Athletic Conference

2015 Old Dominion Athletic Conference

2017 Old Dominion Athletic Conference

2021 Pioneer Football League (Spring)

2021 Pioneer Football League (Fall)

COACHING EXPERIENCE

2025 – Rice (Dunlevie Family Head Football Coach)

2018-2024 – Davidson (Head Coach/Offensive Coordinator/Quarterbacks)

2008-17 – Washington & Lee (Head Coach, 2012-17; Offensive Coord. 2008-11)

2002-08 – Amherst County High (Head Coach and Offensive Coordinator)

1997-02 – Liberty High (Head Coach)

1996-97 – Altavista High (Offensive Coordinator, QB's, LB's)

1994-96 – Western Albemarle High (QB's and DE's Coach)

1993 – Albemarle High (Assistant)

Abell's squad rewrote the NCAA FCS history books with a trip west to PFL power San Diego, steering Davidson to a 789-yard rushing performance, shattering a 30-year record set by Missouri State in 1998 (681). Four Wildcats rushed for over 150 yards, including Dugger's 231-yard output, the fifth-best single-game rushing performance in Davidson football's 117-year history.

The Wildcats reset 10 program records, including rushing yards in a season (4765), rushing touchdowns (55), and scoring (494 points).

Under Abell's leadership, the 'Cats earned 44 all-conference honors, with 39 more receiving honorable-mention recognition.

Abell joined the Wildcats following a six-year stint as head football coach at Division III Washington & Lee University. While leader of the Generals, Abell posted a 39-24 overall record and won the Old Dominion Athletic Conference Championship thrice. His conference peers selected him ODAC Coach of the Year on three occasions and he was tabbed the Willy Lanier Virginia State Coach of the Year twice.

Abell served as the Washington & Lee offensive coordinator until 2012, when he was elevated to head coach. Under Abell, the Generals were transformed into a national rushing powerhouse, leading the NCAA Division III in rushing three of his final six seasons. His 2015 squad went undefeated in the regular season, the first to do so in program history, and set records in total yards (5,439), rushing offense (4,773), and points scored (417).

His head coaching career started uphill in 1997 at Liberty High School, near Lynchburg, Va., where he turned an 0-10 program into district champions in three years. He moved to nearby Amherst High School, which had not brought home a state championship in a dozen years and led teams to back-to-back state titles.

Prior to landing his first head coaching gig, Abell served as an assistant at Altavista, Western Albemarle, and Albemarle High School. His duties ranged from offensive coordinator to coaching the quarterbacks, defensive backs, and linebackers.

Abell graduated with a bachelor's degree in education from Longwood College in 1992, where he played baseball had helped lead the Lancers to the Division II World Series in 1991. A gifted baseball player, who hit .335 with 31 home runs while helping Longwood go 117-41 in his four-year, Abell was drafted by the Kansas City Royals and spent two years in the minor leagues, hitting a home run in his first at-bat.

He was named as a member of the 2025 induction class for the Longwood Athletic Hall of Fame on October 7, 2025.

Abell then turned his attention back to football and teaching, eventually earning his master's of administration/supervision at Lynchburg in 2007.

Abell and his wife, Crissie, are the parents of a son, Porter, who coached wide receivers and tight ends while coordinating Davidson's passing game and recruiting efforts since 2018, and a daughter, Emily Moynahan, head coach Houston Episcopal (former player at Washington & Lee).



2025 SCORING DRIVES

RICE

Opp.	Plays	Yards	TOP	Result	Qtr.	Time	How Scored	QB
UL	13	72	6:24	TD	2	14:34	Jackson 1-yd run	Jenkins
UL	8	66	3:59	TD	2	3:38	Turner 17-yd run	Jenkins
UH	14	47	6:27	FG	2	9:20	Gota 42-yd FG	Jenkins
UH	12	75	5:51	TD	4	9:02	Jenkins 3-yd run	Jenkins
PVAMU	12	68	6:00	TD	1	2:28	Jenkins 3-yd run	Jenkins
PVAMU	7	68	3:38	TD	2	11:47	Turner 52-yd run	Jenkins
PVAMU	9	49	4:41	TD	2	4:56	Jackson 1-yd run	Jenkins
PVAMU	11	48	2:32	FG	2	0:50	Gota 49-yd FG	Jenkins
PVAMU	5	65	2:41	TD	3	12:19	Ransom-Goelz 34-yd rec	Jenkins
PVAMU	8	61	3:17	TD	4	5:40	Thompson 22-yd rec	Devillier
CHA	9	75	4:26	TD	1	4:25	Dickmann 9-yd rec	Jenkins
CHA	6	75	1:05	TD	2	1:18	Jenkins 34-yd run	Jenkins
CHA	7	75	3:27	TD	3	11:33	Alexander 13-yd run	Jenkins
CHA	9	57	4:29	TD	4	7:27	Alexander 1-yd run	Jenkins
NAVY	18	48	8:15	FG	3	0:22	Gota 35-yd FG	Jenkins
NAVY	7	61	3:19	TD	4	7:05	Dickmann 3-yd rec	Jenkins
NAVY	10	54	2:43	FG	4	0:24	Gota 44-yd FG	Jenkins
FAU	3	75	1:26	TD	1	13:34	Jackson 68-yd run	Jenkins
FAU	11	90	5:39	TD	3	4:44	Dickmann 46-yd rec	Jenkins
FAU	8	75	2:44	TD	4	3:19	Jenkins 2-yd run	Jenkins
UTSA	9	57	4:54	FG	1	7:53	Gota 36-yd field goal	Jenkins
UTSA	6	75	1:00	TD	2	1:15	Alexander 3-yd run	Crayton, Jr.
UTSA	10	55	5:51	FG	4	9:41	Allen 45-yd FG	Scheerhorn
UCONN	10	52	5:00	FG	1	1:03	Gota 38-yd FG	Jenkins
UCONN	3	80	1:21	TD	2	11:08	Jackson 73-yd run	Jenkins
UCONN	1	75	0:13	TD	2	1:35	Jackson 75-yd rec	Jenkins
UCONN	12	91	5:40	TD	4	11:46	Hardemann 10-yd run	Jenkins
UCONN	5	25	0:00	TD	OT	0:00	Jackson 6-yd run	Jenkins
UCONN	2	25	0:00	TD	2OT	0:00	Jackson 23-yd run	Jenkins
UM	12	78	5:49	TD	2	2:03	Turner 12-yd rec	Jenkins
UM	12	76	6:19	TD	4	3:28	Byars 1-yd run	Jenkins
UAB	10	62	4:38	TD	1	6:23	Thompson 23-yd rec	Jenkins
UAB	19	48	9:01	TD	2	10:47	Hardemann 1-yd run	Jenkins
UAB	11	75	5:31	TD	3	9:29	Turner 3-yd rec	Jenkins
UAB	9	43	5:02	FG	3	1:00	Gota 38-yd FG	Jenkins

OPPONENT

Opp.	Plays	Yards	TOP	Result	Qtr.	Time	How Scored	QB
UL	10	26	4:21	FG	1	6:04	Sterner 47-yd FG	Howard
UL	10	41	3:12	FG	2	0:26	Sterner 51-yd FG	Howard
UL	11	98	5:09	TD	3	1:45	Howard 25-yd run	Howard
UH	5	74	0:35	FG	2	0:40	Connors 54-yd run	Weigman
UH	15	76	6:50	TD	3	6:24	Weigman 9-yd run	Weigman
UH	-	-	-	TD	4	14:53	James 37-yd INT return	-
UH	2	75	0:43	TD	4	8:19	Johnson 74-yd rec	Weigman
UH	3	49	0:57	TD	4	3:40	Connors 42-yd run	Weigman
PVAMU	6	63	1:55	TD	1	8:34	Jones 12-yd rec	Carter
PVAMU	7	52	2:46	FG	3	2:41	Webb 28-yd FG	Carter
PVAMU	13	75	3:59	TD	4	1:41	Carter 6-yd run	Carter
CHA	12	63	6:09	FG	1	8:51	Boyd 29-yd FG	Harrell
CHA	12	64	4:58	FG	2	7:55	Boyd 25-yd FG	Loftis
CHA	8	45	3:34	FG	2	2:23	Boyd 40-yd FG	Loftis
CHA	10	75	3:04	TD	4	7:27	Nicholas 31-yd rec	Loftis
NAVY	14	75	7:56	TD	1	7:04	Hutchison 2-yd run	Horvath
NAVY	3	80	1:28	TD	2	14:56	Horvath 8-yd run	Horvath
NAVY	10	75	4:49	TD	4	10:33	Horvath 2-yd run	Horvath
FAU	6	75	2:11	TD	1	11:23	Kirch 30-yd rec	Veltkamp
FAU	6	54	1:55	TD	1	6:57	Waseem 38-yd rec	Veltkamp
FAU	6	54	3:08	FG	2	4:36	Smith 36-yd FG	Veltkamp
FAU	8	76	2:54	TD	3	1:50	Kirch 2-yd rec	Veltkamp
FAU	13	76	6:33	FG	4	6:03	Smith 26-yd FG	Veltkamp
UTSA	5	75	2:13	TD	1	12:47	Henry 1-yd run	McCown
UTSA	8	75	3:39	TD	1	4:14	McCuin 2-yd rec	McCown
UTSA	4	80	1:56	TD	1	0:54	Wilson 20-yd rec	McCown
UTSA	2	41	0:50	TD	2	11:39	Allen 43-yd rec	McCown
UTSA	9	17	4:33	FG	2	4:57	Petro 45-yd FG	McCown
UTSA	4	55	1:17	TD	2	2:14	Henderson III 43-yd run	McCown
UTSA	-	-	-	TD	3	14:16	Blackshire 17-yd INT return	-
UTSA	-	-	-	TD	3	11:45	Banks, Jr. 41-yd fumble return	-
UTSA	-	-	-	Safety	3	4:15	Nones safety	-
UTSA	1	57	0:09	TD	3	4:00	Henderson III 57-yd run	Tennison
UCONN	1	80	0:13	TD	1	11:05	Bell 80-yd rec	Fagnano
UCONN	13	77	4:45	TD	2	1:48	Edwards 12-yd rec	Fagnano
UCONN	6	75	0:46	TD	2	0:49	Vereen 34-yd rec	Fagnano
UCONN	5	18	2:16	FG	3	6:06	Freeman 45-yd FG	Fagnano
UCONN	3	25	0:00	TD	OT	0:00	Edwards 5-yd run	Fagnano
UCONN	4	3	0:00	TD	2OT	0:00	Freeman 41-yd field goal	Fagnano
UM	5	54	2:28	TD	1	10:35	Lewis 18-yd run	Lewis
UM	3	7	1:16	TD	1	2:34	Peasant 2-yd run	Lewis
UM	6	51	3:07	TD	2	12:25	Peasant 1-yd run	Lewis
UM	6	86	2:39	TD	2	7:54	Peasant 1-yd run	Lewis
UM	9	56	2:03	FG	2	0:00	Spetic 37-yd FG	Lewis
UM	4	27	1:09	TD	3	0:49	Desrosiers, Jr 2-yd run	Lewis
UAB	2	34	0:45	TD	1	11:08	Hooks 26-yd rec	Burton
UAB	14	64	8:06	FG	2	2:35	Delange 20-yd FG	Burton
UAB	7	56	0:55	TD	2	0:03	Hawkins, Jr. 21-yd rec	Burton

INDIVIDUAL & TEAM SUPERLATIVES

RICE SUPERLATIVES

Individual

Rushes	22	Quinton Jackson at Louisiana (Aug. 30, 2025) Quinton Jackson vs. UAB (Nov. 8, 2025)
Yards Rushing	168	Quinton Jackson vs. Connecticut (Oct. 25, 2025)
TD Rushes	3	Quinton Jackson vs. Connecticut (Oct. 25, 2025)
Long Rush	73	Quinton Jackson vs. Connecticut (Oct. 25, 2025)
Pass attempts	22	Chase Jenkins vs. Connecticut (Oct. 25, 2025)
Pass Completions	17	Chase Jenkins vs. Connecticut (Oct. 25, 2025)
Yards Passing	191	Chase Jenkins vs. Connecticut (Oct. 25, 2025)
TD Passes	2	Chase Jenkins vs. UAB (Nov. 8, 2025)
Long Pass	75	Chase Jenkins vs. Connecticut (Oct. 25, 2025)
Receptions	7	Aaron Turner vs. Connecticut (Oct. 25, 2025)
Yards Receiving	80	Quinton Jackson vs. Connecticut (Oct. 25, 2025)
TD Receptions	1	Eight times; last Tyson Thompson vs. UAB (Nov. 8, 2025) Aaron Turner vs. UAB (Nov. 8, 2025)
Long Reception	75	Quinton Jackson vs. Connecticut (Oct. 25, 2025)
Field Goals	2	Enock Gota at Navy (Sept. 27, 2025)
Long Field Goal	49	Enock Gota vs. Prairie View A&M (Sept. 13, 2025)
Punts	8	Alex Bacchetta vs. Connecticut (Oct. 25, 2025)
Punting Avg	51.0	Alex Bacchetta vs. Prairie View A&M (Sept. 13, 2025)
Long Punt	64	Alex Bacchetta at UTSA (Oct. 11, 2025)
Punts inside 20	2	Alex Bacchetta at Louisiana (Aug. 30, 2025) Alex Bacchetta vs. Connecticut (Oct. 25, 2025) Alex Bacchetta vs. UAB (Nov. 8, 2025)
Long Punt Return	12	Tyson Thompson vs. UAB (Nov. 8, 2025)
Long Kickoff Return	37	Quinton Jackson at Louisiana (Aug. 30, 2025)
Tackles	15	Ty Morris vs. Houston (Sept. 6, 2025)
Sacks	2.5	Michael Daley at Charlotte (Sept. 18, 2025)
Tackles For Loss	3.0	Ty Morris vs. Florida Atlantic (Oct. 4, 2025)
Interceptions	1	Jack Kane at Louisiana (Aug. 30, 2025) Plae Wyatt at Navy (Sept. 27, 2025) Peyton Stevenson vs. Florida Atlantic (Oct. 4, 2025)

Team

Rushes	60	vs. Prairie View A&M (Sept. 13, 2025)
Yards Rushing	347	vs. Prairie View A&M (Sept. 13, 2025)
Yards Per Rush	5.8	vs. Prairie View A&M (Sept. 13, 2025)
TD Rushes	4	vs. Connecticut (Oct. 25, 2025)
Pass attempts	22	vs. Connecticut (Oct. 25, 2025)
Pass Completions	17	vs. Connecticut (Oct. 25, 2025)
Yards Passing	191	vs. Connecticut (Oct. 25, 2025)
Yards Per Pass	11.4	vs. Florida Atlantic (Oct. 4, 2025)
TD Passes	2	vs. UAB (Nov. 8, 2025)
Total Plays	79	vs. Prairie View A&M (Sept. 13, 2025)
Total Offense	491	vs. Connecticut (Oct. 25, 2025)
Yards Per Play	6.3	vs. Connecticut (Oct. 25, 2025)
Points	38	vs. Prairie View A&M (Sept. 13, 2025)
Sacks By	6	at Charlotte (Sept. 18, 2025)
First Downs	28	vs. Prairie View A&M (Sept. 13, 2025)
Penalties	8	at Louisiana (Aug. 30, 2025)
Penalty Yards	90	at Louisiana (Aug. 30, 2025)
Turnovers	2	vs. Houston (Sept. 6, 2025) at UTSA (Oct. 11, 2025) vs. Memphis (Oct. 31, 2025)
Interceptions By	1	at Louisiana (Aug. 30, 2025) at Navy (Sept. 27, 2025) vs. Florida Atlantic (Oct. 4, 2025)
Punts	8	vs. Connecticut (Oct. 25, 2025)
Punting Avg	51.0	vs. Prairie View A&M (Sept. 13, 2025)
Long Punt	64	at UTSA (Oct. 11, 2025)
Punts inside 20	2	at Louisiana (Aug. 30, 2025) vs. Connecticut (Oct. 25, 2025) vs. UAB (Nov. 8, 2025)
Long Punt Return	12	vs. UAB (Nov. 8, 2025)

OPPONENT SUPERLATIVES

Individual

Rushes	21	Blake Horvath at Navy (Sept. 27, 2025)
Yards Rushing	132	Dean Connors vs. Houston (Sept. 6, 2025)
TD Rushes	3	Frank Peasant vs. Memphis (Oct. 31, 2025)
Long Rush	65	Alex Tecza at Navy (Sept. 27, 2025)
Pass attempts	48	Joe Fagnano vs. Connecticut (Oct. 25, 2025)
Pass completions	32	Joe Fagnano vs. Connecticut (Oct. 25, 2025)
Yards Passing	344	Joe Fagnano vs. Connecticut (Oct. 25, 2025)
TD Passes	3	Caden Veltkamp vs. Florida Atlantic (Oct. 4, 2025) Owen McCown at UTSA (Oct. 11, 2025) Joe Fagnano vs. Connecticut (Oct. 25, 2025)
Long Pass	80	Joe Fagnano vs. Connecticut (Oct. 25, 2025)
Receptions	11	Easton Messer vs. Florida Atlantic (Oct. 4, 2025)
Yards Receiving	158	Skyler Bell vs. Connecticut (Oct. 25, 2025)
TD Receptions	2	Michael Kirch vs. Florida Atlantic (Oct. 4, 2025)
Long Reception	80	Skyler Bell vs. Connecticut (Oct. 25, 2025)
Field Goals	3	Liam Boyd at Charlotte (Sept. 18, 2025)
Long Field Goal	51	Tony Sterner at Louisiana (Aug. 30, 2025)
Punts	8	Connor Stutz vs. Connecticut (Oct. 25, 2025)
Punting Avg	4.6	Connor Stutz vs. Connecticut (Oct. 25, 2025)
Long Punt	57	Connor Stutz vs. Connecticut (Oct. 25, 2025)
Punts inside 20	3	Caile Hogan at UTSA (Oct. 11, 2025) Connor Stutz vs. Connecticut (Oct. 25, 2025) Lachlan Carrigan vs. Memphis (Oct. 31, 2025)
Long Punt Return	40	Elliott Brow at UTSA (Oct. 11, 2025)
Long Kickoff Return	28	Mekhi Mews vs. Houston (Sept. 6, 2025) Solomon Beebe vs. UAB (Nov. 8, 2025)
Tackles	15	Bryun Parham vs. Connecticut (Oct. 25, 2025)
Sacks	1.0	12 times; last by Jonathan Allen vs. UAB (Nov. 8, 2025)
Tackles For Loss	3.0	Eddie Walls III vs. Houston (Sept. 6, 2025) Kamari Wilson vs. Memphis (Oct. 31, 2025)
Interceptions	1	Will James vs. Houston (Sept. 6, 2025) Kendrick Blackshire at UTSA (Oct. 11, 2025) Omarion Cooper vs. Memphis (Oct. 31, 2025)

Team

Rushes	48	at Navy (Sept. 27, 2025)
Yards Rushing	283	at Navy (Sept. 27, 2025)
Yards Per Rush	5.9	at Navy (Sept. 27, 2025)
TD Rushes	5	vs. Memphis (Oct. 31, 2025)
Pass attempts	48	vs. Connecticut (Oct. 25, 2025)
Pass completions	32	vs. Connecticut (Oct. 25, 2025)
Yards Passing	344	vs. Connecticut (Oct. 25, 2025)
Yards Per Pass	21.5	at Navy (Sept. 27, 2025)
TD Passes	3	vs. Florida Atlantic (Oct. 4, 2025) at UTSA (Oct. 11, 2025) vs. Connecticut (Oct. 25, 2025)
Total Plays	74	vs. Connecticut (Oct. 25, 2025)
Total Offense	455	at Navy (Sept. 27, 2025)
Yards Per Play	7.5	at Navy (Sept. 27, 2025)
Points	61	at UTSA (Oct. 11, 2025)
Sacks By	3	vs. Houston (Sept. 6, 2025)
First Downs	22	at Charlotte (Sept. 18, 2025)
Penalties	11	vs. UAB (Nov. 8, 2025)
Penalty Yards	95	vs. UAB (Nov. 8, 2025)
Turnovers	2	at Louisiana (Aug. 30, 2025) vs. Florida Atlantic (Oct. 4, 2025)
Interceptions By	1	vs. Houston (Sept. 6, 2025) at UTSA (Oct. 11, 2025) vs. Memphis (Oct. 31, 2025)
Punts	8	vs. Connecticut (Oct. 25, 2025)
Punting Avg	46.6	vs. Connecticut (Oct. 25, 2025)
Long Punt	57	vs. Connecticut (Oct. 25, 2025)
Punts inside 20	3	at UTSA (Oct. 11, 2025) vs. Connecticut (Oct. 25, 2025) vs. Memphis (Oct. 31, 2025)
Long Punt Return	40	at UTSA (Oct. 11, 2025)



2025 DRIVE SUPERLATIVES

Longest Drive	Rice	Opponents
No. of Plays	19 (48 yds, 9:01 TOP) vs. UAB results in TD	15 (76 yds, 6:50 TOP) by Houston results in TD
By No. of Yards	91 (12p, 5:40 TOP) vs. Connecticut results in TD	98 (11p, 5:09 TOP) by Louisiana results in TD
By Time of Possession	9:01 (19p, 48 yds) vs. UAB results in TD	8:06 (14p, 64 yds) by UAB results in FG
Shortest Drive	Rice	Opponents
No. of Plays	1, 2x, last (75 yds; 0:44 TOP) vs. Connecticut results in TD	1, 6x, last (-5 yds; 0:04 TOP) by Memphis results in end of half
By No. of Yards	-16 (3p, 1:50 TOP) vs. Houston results in punt	-17 (3p, 1:23 TOP) by Charlotte results in punt
By Time of Possession	0:13 (1p, 75 yds) vs. Connecticut results in TD	0:04 (1p, -5 yds) by Memphis results in end of half

2025 TURNOVERS

Forced by Rice						Forced by Opponent			
Opponent	Fumbles	INT	Total	Pts Off	Margin	Fumbles	INT	Total	Pts Off
at Louisiana	1	1	2	0	2	0	0	0	0
Houston	0	0	0	0	-2	1	1	2	7
Prairie View A&M	0	0	0	0	0	0	0	0	0
at Charlotte	1	0	1	7	1	0	0	0	0
at Navy	0	1	1	3	1	0	0	0	0
Florida Atlantic	1	1	2	0	2	0	0	0	0
at UTSA	0	0	0	0	-2	1	1	2	14
Connecticut	0	0	0	0	0	0	0	0	0
Memphis	0	0	0	0	-2	1	1	2	14
UAB	0	0	0	0	-1	1	0	1	7
North Texas									
at South Florida									
TOTALS	3	3	6	10	-1	4	3	7	45

2025 RICE BIG PLAYS

Opponent	Rushing				Passing				Special Teams	
	10-19	20-29	30-39	40+	20-29	30-39	40-49	50+	Block	Ret. TD
at Louisiana	4	0	0	0	1	0	0	0	0	0
Houston	5	0	0	0	0	0	0	0	0	0
Prairie View A&M	9	1	0	1	1	1	0	0	0	0
at Charlotte	3	3	1	0	0	1	0	0	0	0
at Navy	3	0	0	0	1	1	0	0	0	0
Florida Atlantic	2	1	0	1	0	1	1	0	0	0
at UTSA	0	1	2	1	1	1	0	0	0	0
Connecticut	5	2	0	1	1	0	0	1	0	0
Memphis	2	1	0	0	0	0	1	0	0	0
UAB	6	0	0	0	1	0	0	0	1	0
North Texas										
at South Florida										
TOTALS	39	9	3	4	6	5	2	1	1	0

2025 OPPONENT BIG PLAYS

Opponent	Rushing				Passing				Special Teams	
	10-19	20-29	30-39	40+	20-29	30-39	40-49	50+	Block	Ret. TD
at Louisiana	6	1	1	0	1	0	0	0	0	0
Houston	2	0	0	2	1	0	0	1	1	0
Prairie View A&M	6	1	0	0	1	1	0	0	0	0
at Charlotte	2	0	1	0	2	1	0	0	0	0
at Navy	5	1	0	1	3	1	0	0	0	0
Florida Atlantic	3	0	0	0	0	2	2	1	0	0
at UTSA	3	0	0	1	1	0	1	2	0	0
Connecticut	2	0	0	1	2	1	0	0	0	0
Memphis	6	1	0	0	1	1	1	0	0	0
UAB	2	0	0	1	4	0	0	0	0	0
North Texas										
at South Florida										
TOTALS	37	4	2	6	16	7	3	4	1	0

PLAYER NOTES

QUARTERBACKS

4 CHASE JENKINS

- Has 422 yards on the ground, the most rushing yards for a Rice QB since Taylor McHargue had 464 in 13 games in 2013.
- Has scored four rushing TDs on 124 carries and is the first Rice QB to have four rushing TDs since Tyler Stehling had four (in 101 carries) in 2016... The last Rice QB with more than four rushing TDs in a season was Taylor McHargue in 2013 (5).
- Completed 17 of 22 for 191 yards and a touchdown in the win over UConn, setting career-bests for completions, attempts, and yards.
- Ran for 124 yards and one touchdown and threw for 87 yards and his first career touchdown pass in the win over Prairie View.
- First Rice QB to top 100 yards rushing since Taylor McHargue ran for 153 vs. Marshall in 2012.
- Made his first career start in the opener and became the first quarterback to win his starting debut in a season-opening game since Shawn Stankavage led Rice to a 31-28 win over Prairie View in 2018.

5 DREW DEVILLIER

- Threw his first career touchdown pass, an 11-yard completion to Tyson Thompson in the fourth quarter vs. Prairie View and completed his only throw for 11 yards at Charlotte.
- Completed 20 of 38 for 137 yards passing and added 20 on the ground in his debut season in 2024 while preserving his redshirt.
- Made his first career start at UConn in 2024 in place of an injured E.J. Warner and completed a career-best 14 passes for 88 yards.

15 PATRICK CRAYTON JR.

- True freshman who made his debut vs. Prairie View and gained eight yards on two carries.
- Came on at UTSA and completed three of six passes.
- Father (Patrick) caught 392 passes for 3,650 yards and 25 touchdowns as wide receiver for eight seasons in the NFL, six with the Cowboys and two with the Chargers.

RUNNING BACKS

10 QUINTON JACKSON

- Leads the Owls in rushing and ranks 7th in the American with 758 yards and ranks 9th in all-purpose (966 yards).
- Has rushed for over 100 yards three times this year, matching Dean Connors in 2024—the last Owl to do so was Astin Walter in 2019 (5).
- Set career-highs with 168 rushing yards, four touchdowns and 248 all-purpose yards to lead Rice to a 37-34 overtime win over UConn.
- Became the first player in school history and the 11th at the FBS level since 1996 to have a rushing and receiving touchdowns of 70+ yards in the same game, scoring on a 73-yard run and 75-yard reception in the second quarter vs. UConn.
- Earned a helmet sticker from ESPN's *College Football Final* and earned Honorable Mention from the American Conference and the Earl Campbell Tyler Rose Award.
- Set a school record with a 100-yard kickoff return at UConn in 2024 and combined with a receiving TD vs. Charlotte and a rushing TD vs. USF, Jackson became the first Owl to have a touchdown rushing, receiving, and by kick return since James Sykes in 1976.
- Named to the American Conference and Paul Hornung Honorable Mention lists for his efforts in the opener.
- First Rice player with a 100-yard game in the season opener since Nahshon Ellerbe had 103 at Army on Aug. 30, 2019, and his 119 yards are the most in a season opener since Anthony Ekpe had 173 against Prairie View A&M on Aug. 25, 2018.

20 DAELEN ALEXANDER

- Topped 100 yards for the first time in his career with 129 (12 carries) at UTSA—highlighted by a career-long run of 57 yards.
- Had three carries of 20+ yards (57, 30, 21).
- Scored a pair of touchdowns and ran for 73 yards on 10 carries at Charlotte.
- Led the Owls with 55 yards on the ground vs. Houston (5.5 per carry)
- Set a school record by scoring 14 points in overtime vs. Houston in the 2023 Bayou Bucket on a pair of short touchdown runs and then the decisive two-point conversion.
- Scored Rice's first points in an American Athletic Conference game on a three-yard TD pass from JT Daniels at USF... Ended the year with six total touchdowns on 19 touches.

27 D'ANDRE HARDEMAN

- Sparked the Owls' scoring drive to tie the game with UConn in the fourth quarter with five carries for 39 yards, including a career-best 17-yard dash and a 10-yard scamper for his first career touchdown.
- Matched his career-long with a 17-yard carry vs. Memphis.
- Made his debut vs. Houston with 23 yards on six attempts, with a long run of nine on his first collegiate carry.

SLOT RECEIVERS

1 AARON TURNER

- Leads the team lead with 38 receptions and second with 217 yards.
- Combined with Chase Jenkins for a 12-yard TD vs. Memphis for his first receiving touchdown since 10/28/23 at Oklahoma State
- Caught a season-high seven passes for 49 yards against UConn and has 20 receptions in the last four games.
- Topped 1,000 career receiving yards at Navy and has 138 receptions for 1,147 yards.
- Ran for 68 yards on five carries, including a 52-yard score vs. Prairie View.
- Scored on a 17-yard run for his first career rushing touchdown (in 27 carries) to provide the winning margin at Louisiana in the opener.

6 DRAYDEN DICKMANN

- Leads the Owls with 302 yards receiving and second with 33 receptions.
- Has as least one reception for better than 33 yards in three of the last five games (36 vs. Navy, 46 vs. Florida Atlantic, 33 vs. UTSA).
- Opened the scoring vs. Charlotte on a nine-yard reception from Chase Jenkins.
- Placed sixth in the 100m and also added a fifth-place showing in the 4x100m relay at the AAC Outdoor Championships. Qualified for the 100m finals after a personal best time of 10.55s in the prelims... Finished 13th in the 60m at the AAC Indoor Championships.

WIDE RECEIVERS

17 LANDON RANSOM-GOELZ

- Returned to action at UTSA for the first time since Charlotte and carried the ball once (seven yards).
- Voted the team's top freshman in 2023, but missed the 2024 season.
- Returned to action with 29 snaps in the opener at Louisiana and gained seven yards on his first career rushing attempt.
- Averaged a team-leading 14.6 yards (second among AAC freshmen) on 26 receptions for 380 yards and three touchdowns.
- Three TD receptions tied for second on the team and were the most by a true freshman since James Mayden had three in 2014.



81 BRAYLEN WALKER

- Ticketed as a starter heading into camp, but was sidelined early with an injury and made his season debut vs. Navy.
- Made his ninth career start vs. Florida Atlantic and had a pair of receptions for 16 yards after making his debut vs. Navy (4/33).
- Reached career highs in receptions (21) and receiving yards (252) in 2024 while playing in 11 games and making his first seven career starts.

23 PAYTON MATTHEWS

- True freshman who made his debut vs. Prairie View and made his starting debut vs. Memphis.
- Had 18 snaps on offense against Florida Atlantic and recorded his first career catch (10 yards).

TIGHT ENDS

49 MICAH BARNETT

- Made the switch from fullback to tight and was selected by his teammates as a co-captain for the 2025 season.
- Made his 14th career start vs. UAB.
- 28-yard reception vs. UConn was the longest of his career.
- Played in 34 consecutive games and made five starts at fullback, including four starts in 2024 before missing the season finale last year vs. South Florida.

86 JAMES FALK

- Made his first career start vs. Florida Atlantic and recorded his first career catch at UTSA for a gain of 20 yards.
- Saw action on a career-best 28 snaps at Navy.

OFFENSIVE LINE

50 PATRICK VALENT

- Fourth on the line with 422 snaps through nine games and has not allowed a sack on 133 pass plays.
- Made his first career start in the opener at Louisiana (50 snaps) and led the O-Line with 65 snaps vs. Houston.

53 LUKE MILLER

- Leads the offense with 641 snaps.
- Has allowed one sack on 190 pass plays.
- Made his first career start in the opener at Louisiana and was one of four on offense to play all 64 snaps (Chase Jenkins, John Long, David Stickle).

54 NATE BLEDSOE

- Made his first career start at Charlotte and played 59 snaps and followed that 61 at Navy, 67 vs. Florida Atlantic and 62 at UTSA.
- Came on in relief of David Stickle with 37 snaps vs. Prairie View.

60 SEAN SULLIVAN

- Has started nine of 10 and is second on the line with 554 snaps, including a season-high 78 snaps vs. Florida Atlantic.
- Has not allowed a sack or been called for a penalty this year and has not allowed a sack since the last game of 2023 with Yale (588 pass plays).
- Started all 10 games (2 at left tackle and 8 at left guard) in 2024 and all 10 at left guard in 2023 for the Ivy League champions... Part of an offensive line that helped the Bulldogs finish second in the Ivy League in scoring offense.

64 DAVID STICKLE

- Returned to the lineup for the first time since Charlotte, taking all 78 snaps vs. UConn and has started the last three.
- In his third different offensive scheme in the last three years (Rice in 2024, Florida State from 2020-23).
- Came into the season with 161 career offensive snaps with Florida State over two seasons.

71 COLE PRINCIPE

- True freshman made his starting debut vs. Memphis... First true freshman to start on the offensive line for the Owls since Issac Klarkowski started the last two games at center in 2019.
- Made his debut at UTSA with 11 snaps and then stepped into a primary role with 58 snaps vs. UConn.

76 JOHN LONG

- Made his 20th career start vs. Florida Atlantic (most at Rice among current Owls offensive linemen), but missed the last three games.
- Has not allowed a sack and just two pressures on 89 pass plays.
- Most experienced member of the offensive line with 1,226 career snaps.
- Dropped 30 pounds of weight during offseason conditioning.

DEFENSIVE LINE

8 JOSEPH MUTOMBO

- Has at least one hurry in each of the last five games.
- Made his first career start in the opener at Louisiana and was credited with a pair of tackles and his third career sack.
- Matched his season high with two QB pressures at UTSA in six pass rushes.

11 SAM CARRELL

- Grad transfer from Texas Tech who made his debut vs. Houston with 13 snaps and was credited with two tackles on 12 snaps vs. Prairie View.
- Assisted on a tackle and had one of the Owls' nine pass breakups at Charlotte, batting down a pass at the line of scrimmage.

15 MATTHEW ARIBISALA

- Made his Rice debut with three tackles vs. Houston, and has six career tackles and a sack in three career games at Rice Stadium (credited with three stops and a sack with Sam Houston vs. Rice in 2024).
- Played in the first four games for Sam Houston in 2024 before missing the remainder of the season.

16 CHIBBY NWAJUAKU

- Credited with a season-high four tackles vs. UAB, including a career-high 1.5 sacks.
- Has 10 tackles in the last three games.
- Has 157 snaps in the last five games compared with 64 in the first five and has eight pressures over that stretch to move into a tie for second on the team with 14.
- Credited with a season high three tackles vs. Florida Atlantic and matched that vs. UConn and Memphis.

57 AQUANTIS CLEMMONS

- Made his first career start vs. UConn and was credited with a career-high four tackles and tied his career high with two pressures.
- Has a tackle in each of the last eight games and a career-best 15 this season, including a career-high 1.5 sacks

- Played a career-high 36 snaps in the opener at Louisiana and was credited with a pair of tackles and shared his second career tackle for loss.

75 BLAKE BOENISCH

- Credited with a season-high seven tackles vs. Memphis, including his first solo sack, and has matched his career-high for sacks (1.5).
- Has 15 of his 30 tackles in the last three games.
- 2025 All-AAC Preseason Phil Steele (second team)
- Credited with a season-high five tackles vs. Florida Atlantic.
- Credited with a pair of tackles in the opener at Louisiana, including a shared tackle for loss, and recovered his first career fumble, which set up the Owls' deciding touchdown.

96 DILLAN BOTTS

- Transfer from Mary Hardin-Baylor where he played in 22 games over two seasons and has started the last two games.
- Has started seven of 10 games and has seven total pressures to lead the interior linemen.
- Made his first career start for Rice vs. Houston and was credited with a pair of QB pressures.

99 CHRISTOPHER CLARK-JOLIVET

- Has at least one tackle in each game this year and has 167 snaps in the last five, including a career-high 34 at UTSA.
- Credited with a pair of hurries vs. UConn.
- Made his collegiate debut with a start at Louisiana after not seeing action in his first two seasons.
- Has made two starts (Louisiana and UTSA)

LINEBACKERS

0 ANDREW AWE

- Nominated for the Burlsworth Trophy (top former walk-on).
- Leads the team with 78 tackles—60 in the last seven-- and has 172 in his career.
- Credited with his first two career solo sacks vs. UAB and also forced a fumble.
- Credited with a career-high 12 stops vs. Memphis, his second double-digit tackle game this year (11 at Charlotte).
- Has nine total pressures this year on only 25 pass rushes.
- Earned American Conference Honorable Mention honors after a career-best, 11-tackle effort at Charlotte on a career-high 84 snaps.
- Active leader with 21 career starts at Rice and is the active leader on defense with 1,217 snaps.

3 TY MORRIS

- Named a co-captain for the 2025 season.
- Leads the team with a career-high eight TFLs, including a career-best three vs. Florida Atlantic...has at least a share of a TFL in seven of the last nine games.
- 2nd on the team with 67 tackles and leads the defense with 630 snaps.
- Tied for fourth in the conference with two forced fumbles.
- Broke up a UConn pass on third down in the second overtime to force a field goal and set up the Owls to win it on their second possession.
- Credited with eight stops at Charlotte, including a sack and forced fumble for a loss of 17 yards at the end of the third quarter to set up the Owls' final touchdown.
- Led the Owls with a career-best 15 tackles in the Bayou Bucket vs. Houston, his first career double-digit tackle game and the most by a Rice defender since Myron Morrison had 15 against Florida Atlantic in 2022.
- Credited with six tackles and a sack in the first quarter against the Cougars.

25 BLAISE TITA

- Made his first start of the season, as the VIPER at Navy.
- Played a season-high 24 snaps vs. Florida Atlantic.
- Transfer from Kilgore JC who joined the Owls in the spring of 2024 and was credited with 37 tackles (14 unassisted and 23 assists), 13 more than he compiled as a freshman at Lamar in 2022.

26 TONY ANYANWU

- Named to Dave Campbell's Texas Football's All-Texas college midseason second team.
- Credited with six pressures and shared a pair of fourth-quarter sacks vs. UAB to preserve the Owls' 24-17 win.
- Tied for fifth in the American with five sacks, which match his career high set last season at SFA.
- Leads the Owls with 39 total pressures and 27 hurries.
- 27 hurries rank second and 39 pressures are tied for the third most by an Owl since PFF began tracking in 2014.
- Highest graded Owl on defense according to PFF (89.5) and was named to PFF's Team of the Week after posting the second-best grade among edge rushers in the nation in Week 9 (UConn).
- Credited with a career-high four tackles in the opener at Louisiana, including a sack and a forced fumble, which set up the Owls' deciding touchdown in the second quarter.
- Matched his career-best with four stops vs. Houston in his first career start as an Owl.

44 COOPER KING

- Has seen action on special teams in all 10 games and credited with three tackles in each of his two appearances on defense (Prairie View and UTSA) and has a combined six tackles on 25 defensive snaps.
- Saw action in six games on defense in 2024 and special teams and was credited with a pair of tackles in his first collegiate action.
- Grandfather, Rufus was inducted into the Rice Athletics Hall of Fame after earning All-American and All-SWC honors as a guard, helping lead the Owls to the 1960 Sugar Bowl and went on to play in the Hula Bowl and Coaches All-American All-Star games... Great uncle, Boyd King, played center alongside his brother at Rice while another great uncle, Doug Mills, played at Rice from 1962-64

DEFENSIVE BACKS

4 MARCUS WILLIAMS

- Credited with a career-best 12 tackles at Navy and has 44 in the last six games and has more than doubled his previous career high with 56 this season.
- His 27 stops in a three-game stretch (Charlotte, Navy and Florida Atlantic) were better than his previous career high of 26 in six games in 2023.
- Credited with six tackles (one for a loss of 12 yards), forced a fumble, and broke up a career-high three passes at Charlotte while playing a career-best 84 snaps.
- Tackle total was his best effort since a career-best nine vs. East Carolina in 2023.
- Credited with three tackles vs. Houston in his return to the starting lineup.
- Saw his '24 season cut short after three games (one start) due to an injury.

5 JERRICK HARPER

- Credited with a season-best six tackles in his first career start (UConn) and made his second start vs. Memphis, but missed the UAB game.
- Played a career-high 66 snaps vs. UConn.

GAME 11 VS. NORTH TEXAS



- Allowed just one completion on five targets at Charlotte.
- Has 247 snaps in the last six games compared with 33 in his first two games.
- Made his Rice debut with an appearance on special teams at Louisiana and picked up an assisted tackle vs. Houston.
- Credited with two tackles vs. Prairie View on 23 snaps.

6 JO CHAVEZ

- Credited with a career-high seven tackles vs. UConn, including his first career solo tackle for loss (2 yards).
- Called upon early after an injury to Jack Kane at Charlotte and responded with a career-high six tackles, including a shared tackle for loss.
- Played 75 snaps vs. the 49ers after having 20 on defense in the first three games.
- Made his Rice debut with an appearance on special teams at Louisiana and saw action on three defensive snaps vs. Houston in addition to his special teams assignments.
- Credited with his first career tackle vs. Prairie View.

7 OMARI PORTER

- Transfer from Stanford, where he played in 26 games over four seasons and has started all 10 games as an Owl.
- Knocked down UAB's final pass attempt in the end zone as time expired.
- Has allowed 28 completions in 54 passing attempts (51.9%), compared to a career average of 68.4 coming into 2025 (13-19)
- Has 533 snaps this season (4th on the team), surpassing his previous career total of 322.

9 PEYTON STEVENSON

- Former special team standout who grew into a more prominent role on defense in 2024 and moved into a starting role this year.
- Blocked his second career punt to set up the Owls' second touchdown vs. UAB.
- Credited with a career-best seven tackles and also picked off his first career pass against Florida Atlantic.
- Leads the team with 48 consecutive games played at Rice.
- Made his second career start in the opener at Louisiana and tied for the team lead with a career-high six tackles, including a shared tackle for loss.
- Has 789 career special team snaps.

14 EPHRAIM DOTSON

- Credited with a career-high four tackles and saw action on a career-high 25 snaps after coming on in relief of Jerrick Harper after an injury and followed that with 28 vs. UAB.
- Credited with his first career tackle in the opener at Louisiana, sharing a stop on punt coverage.
- Made his debut with 20 snaps on defense vs. Texas Southern and had seven snaps in the finale vs. South Florida and was credited with an assist for his first career tackle.

27 JAKE KANE

- Broke up a pass early vs. Charlotte but missed the remainder of the game and has missed games at Navy and vs. Florida Atlantic before returning to the starting lineup at UTSA.
- Credited with a career-best 11 tackles vs. Houston and broke up a pass.
- Made his Rice debut with a start in the opener at Louisiana and was credited with a pair of tackles and his third career interception.
- Transferred from Oregon State, where he played in 31 games.

28 LAVONTE JOHNSON

- Made his first career start vs. UAB and made a key stop on fourth down to end a Blazer drive that followed Rice re-taking the lead, setting up a possession that ended in a field goal.
- Credited with a career-best four tackles vs. UAB.

29 DAVEON HOOK

- Made his seventh career start in the opener at Louisiana, but missed the next five games after an injury at practice before the Houston game.
- Returned to the starting lineup vs. UConn and was credited with seven tackles, including a career-best 1.5 for a loss of three yards.
- Returned to the field against UTSA in his hometown and tied for the team lead with five tackles, including his first career sack for a loss of 12
- Has 36 games of experience in the Owls' defensive backfield and had played in 32 consecutive games before his injury.

41 PLAE WYATT

- 2025 Co-captain who worked his way back from a season-ending injury in the 2024 season-opener to return to the playing rotation.
- Named to the 2025 Allstate AFCA Good Works Team® and a finalist for the Allstate Wuerffel Trophy for his work with youths in his hometown of McKinney as well as in Houston.
- Made his return with 19 snaps vs. Prairie View.
- Picked off the first pass of his career at Navy.

SPECIAL TEAMS

11 TYSON THOMPSON

- Led the Owls and was fourth in the AAC last season, averaging 8.2 yards in his first season as the primary returner for Rice. His 21 returns were second in the conference.
- Returned a season-best five punts for 83 yards (a long of 30 yards) vs. Navy in 2024 and added 59 on three kickoff returns to finish with 142 all-purpose yards, his most as an Owl.
- 83 punt return yards in a game were the most by an Owl since Mario Hull totaled 121 yards on eight returns vs. Memphis in 2011.

28 ENOCK GOTA

- Has touchbacks on 33 of 39 kickoffs and has converted all 24 PATs and seven of 10 field goal attempts of the season.
- Second in the American Conference and 12th in the nation with an 84.6 touchback percentage this year.
- Has touchbacks on 69.7% of his kickoffs in his career (99/132), including an 80.4 % last year (37/46), which was second in the American and 12th in the nation.
- Kicked a career-long 49-yard field goal vs. Prairie View.
- Has converted 38 of 39 PATs and 12/18 field goals in his career.

91 ALEX BACCHETTA

- Named to the Ray Guy Award Watch list on 10/27
- Did not punt until the fourth quarter vs. UAB and placed three of four punts in the final quarter inside the 20.
- Has averaged 46.1 per punt over the last six games (39/1797) with 10 punts of 50+ yards, including a career-long 64-yard effort at UTSA, along with a 62-yarder vs. UConn and three 59-yard boots to match his previous career-long.
- Averaging 45.5 on 51 punts this year, with 18 fair catches, 12 of 50+, and 10 inside the 20.
- 12 punts of 50+ is a career high.
- Career average at Rice of 43.3 (92/3,984) would rank second in school history, while season mark would rank fifth.
- Has 21 career punts of 50+ yards (with a long of 64 at UTSA this year) and has placed 20 inside the 20.

TEAM STATISTICS

Team Statistics

	RICE	OPP
Scoring	211	279
Points per game	21.1	27.9
Points Off Turnovers	3	35
First Downs	173	186
Rushing	111	76
Passing	48	88
Penalty	14	22
Rushing Yardage	2111	1444
Yards gained rushing	2390	1683
Yards lost rushing	279	239
Rushing attempts	510	336
Average per rush	4.1	4.3
Average per game	211.1	144.4
TDs Rushing	18	17
Passing Yardage	970	2176
Comp-Att-Int	112-164-3	176-298-3
Average per pass	5.9	7.3
Average per catch	8.7	12.4
Average per game	97.0	217.6
TDs Passing	9	14
Total offense	3081	3620
Total plays	674	634
Average per play	4.6	5.7
Average per game	308.1	362.0
Kick returns: #-Yards	15-272	7-113
Punt returns: #-Yards	9-39	17-199
Int returns: #-Yards	3-7	3-77
Kick return average	18.1	16.1
Punt return average	4.3	11.7
Int return average	2.3	25.7
Fumbles-Lost	11-4	8-3
Penalties-Yards	47-499	60-515
Average per game	49.9	51.5
Punts-Yards	52-2332	43-1813
Average per punt	44.8	42.2
Net punt average	40.3	39.3
Kickoffs-Yards	42-2660	54-3223
Average per kick	63.3	59.7
Net kick average	39.8	39.0
Time of possession / game	32:34	27:26
3rd-down conversion	54/151	64/141
3rd-down pct	36%	45%
4th-down conversion	16/28	6/15

TEAM STATISTICS

	RICE	OPP
4th-down pct	57%	40%
Sacks by-Yards	22-148	15-121
Misc Yards	0	0
Touchdowns scored	27	34
Field goals - attempts	8-11	13-17
On-Side kicks	0-2	0-0
Red-zone scores	(22-24) 92%	(26-26) 100%
Red-zone touchdowns	(17-24) 71%	(18-26) 69%
PAT-attempts	(25-25) 100%	(32-32) 100%
2-point conversion-attempts	(0-1) 0%	(1-2) 50%
Attendance	139365	86476
Games / Avg per game	6/23228	4/21619
Neutral site games	-	0/0

Score by Periods

Team	1st	2nd	3rd	4th	OT	TOT
Rice	34	76	34	54	13	211
Opponents	83	84	56	46	10	279

RESULTS

Team Results

	Date	Opponent		Score	Overall	Conf	Time	Attend
	08/30/2025	at Louisiana	W	14-12	1-0	0-0	3:10	22148
	09/06/2025	Houston	L	9-35	1-1	0-0	3:07	30116
	09/13/2025	Prairie View	W	38-17	2-1	0-0	3:32	22260
*	09/18/2025	at Charlotte	W	28-17	3-1	1-0	3:22	13397
*	09/27/2025	at Navy	L	13-21	3-2	1-1	3:12	28873
*	10/04/2025	Fla. Atlantic	L	21-27	3-3	1-2	3:14	22999
*	10/11/2025	at UTSA	L	13-61	3-4	1-3	3:27	22058
	10/25/2025	UConn	Wot2	37-34	4-4	1-3	3:29	21122
*	10/31/2025	Memphis	L	14-38	4-5	1-4	3:21	20197
*	11/08/2025	UAB	W	24-17	5-5	2-4	3:26	22671

INDIVIDUAL STATISTICS

Rushing

Player	gp	att	gain	loss	net	avg	td	lg	avg/g
Quinton Jackson	10	148	789	31	758	5.1	6	73	75.8
Chase Jenkins	10	124	561	139	422	3.4	4	34	42.2
Daelen Alexander	9	74	398	6	392	5.3	3	57	43.6
D'Andre Hardemann	9	64	250	6	244	3.8	2	17	27.1
Aaron Turner	10	29	149	17	132	4.6	2	52	13.2
Tyvonnn Byars	5	19	95	1	94	4.9	1	32	18.8
Semaj Pierre	10	5	36	1	35	7.0	0	17	3.5
Tyson Thompson	10	5	28	1	27	5.4	0	10	2.7
Carson Morgan	10	5	18	0	18	3.6	0	6	1.8
Landon Ransom-Goelz	6	5	18	1	17	3.4	0	7	2.8
Drew Devillier	5	5	13	6	7	1.4	0	6	1.4
Lucas Scheerhorn	1	3	2	2	0	0.0	0	1	0.0
Drayden Dickmann	10	13	23	25	-2	-0.2	0	16	-0.2
Patrick Crayton Jr.	2	7	10	32	-22	-3.1	0	5	-11.0
Team	10	4	0	11	-11	-2.8	0	0	-1.1
Total	10	510	2390	279	2111	4.1	18	73	211.1
Opponents	10	336	1683	239	1444	4.3	17	65	144.4

Passing

Player	gp	effic	comp-att-int	pct	yds	td	lg	avg/g
Chase Jenkins	10	137.8	99-142-2	69.7	885	8	75	88.5
Drew Devillier	5	126.4	7-12-0	58.3	58	1	22	11.6
Patrick Crayton Jr.	2	20.9	3-6-1	50.0	3	0	4	1.5
Lucas Scheerhorn	1	125.4	3-4-0	75.0	24	0	20	24.0
Total	10	132.4	112-164-3	68.3	970	9	75	97.0
Opponents	10	133.9	176-298-3	59.1	2176	14	80	217.6

Receiving

Player	gp	no.	yds	avg	td	lg	avg/g
Aaron Turner	10	38	217	5.7	2	32	21.7
Drayden Dickmann	10	33	302	9.2	3	46	30.2
Tyson Thompson	10	8	105	13.1	2	37	10.5
Braylen Walker	3	6	49	8.2	0	14	16.3
Landon Ransom-Goelz	6	6	63	10.5	1	34	10.5
Quinton Jackson	10	4	74	18.5	1	75	7.4
Semaj Pierre	10	4	1	0.3	0	4	0.1
David Kasemervisz	10	2	6	3.0	0	5	0.6
Ryan Guillo	4	2	15	7.5	0	9	3.8
James Falk	10	2	29	14.5	0	20	2.9
Payton Matthews	7	2	23	11.5	0	13	3.3
Micah Barnett	10	1	28	28.0	0	28	2.8
Artis Cole	5	1	4	4.0	0	4	0.8
Keenan Arcega-Whiteside	1	1	8	8.0	0	8	8.0
D'Andre Hardemann	9	1	3	3.0	0	3	0.3

Punt Returns

Player	no.	yds	avg	td	lg
Tyson Thompson	8	39	4.9	0	12
Peyton Stevenson	1	0	0.0	0	0
Total	9	39	4.3	0	12
Opponents	17	199	11.7	0	40

Interceptions

Player	no.	yds	avg	td	lg
Plae Wyatt	1	7	7.0	0	7
Jack Kane	1	0	0.0	0	0
Peyton Stevenson	1	0	0.0	0	0
Total	3	7	2.3	0	7
Opponents	3	77	25.7	2	37

Kick Returns

Player	no.	yds	avg	td	lg
Quinton Jackson	7	134	19.1	0	32
Tyson Thompson	3	60	20.0	0	35
Aaron Turner	3	59	19.7	0	23
David Kasemervisz	1	5	5.0	0	5
Semaj Pierre	1	14	14.0	0	14
Total	15	272	18.1	0	35
Opponents	7	113	16.1	0	28

Fumbles Recovered

Player	no.	yds	avg	td	lg
Tony Anyanwu	1	0	0.0	0	0
Blake Boenisch	1	0	0.0	0	0
Ty Morris	1	0	0.0	0	0
Total	3	0	0.0	0	0
Opponents	4	41	10.3	1	41

INDIVIDUAL STATISTICS

Scoring

Player	td	fg	PAT						pts
			kick	rush	rcv	pass	dxp	saf	
Enock Gota	-	7-10	23-23	-	-	-	-	-	44
Quinton Jackson	7	-	-	-	-	-	-	-	42
Aaron Turner	4	-	-	-	-	-	-	-	24
Chase Jenkins	4	-	-	-	-	-	-	-	24
Drayden Dickmann	3	-	-	-	-	-	-	-	18
Daelen Alexander	3	-	-	-	-	-	-	-	18
Tyson Thompson	2	-	-	-	-	-	-	-	12
D'Andre Hardemann	2	-	-	-	-	-	-	-	12
Landon Ransom-Goelz	1	-	-	-	-	-	-	-	6
Tyvonnn Byars	1	-	-	-	-	-	-	-	6
Chase Allen	-	1-1	2-2	-	-	-	-	-	5
Total	27	8-11	25-25	0	0	0	0	0	211
Opponents	34	13-17	32-32	0	1	1	0	1	279

Field Goals

Player	fg	pct.	01-19	20-29	30-39	40-49	50-99	lg	blk
Enock Gota	7-10	70.0	0-0	0-0	4-4	3-4	0-2	49	0
Chase Allen	1-1	100.0	0-0	0-0	0-0	1-1	0-0	45	0
Opponents	13-17	76.5	0-0	5-5	2-2	5-8	1-2	51	0

FG Sequence

Team Name	Rice	Opponents
Louisiana		(47),(51)
Houston	(42)	47
Prairie View	(49),54	(28)
Charlotte	55	(29),(25),(40),42
Navy	(35),(44)	50
Fla. Atlantic	47	(36),(26)
UTSA	(36),(45)	(45)
UConn	(38)	(45),46,(41)
Memphis		(37)
UAB	(38)	(20)

Numbers in parentheses indicate field goal was made

Total Offense

Player	g	plays	rush	pass	total	avg/g
Chase Jenkins	10	266	422	885	1307	130.7
Quinton Jackson	10	148	758	0	758	75.8
Daelen Alexander	9	74	392	0	392	43.6
D'Andre Hardemann	9	64	244	0	244	27.1
Aaron Turner	10	29	132	0	132	13.2
Tyvonnn Byars	5	19	94	0	94	18.8
Drew Devillier	5	17	7	58	65	13.0
Semaj Pierre	10	5	35	0	35	3.5
Tyson Thompson	10	5	27	0	27	2.7
Lucas Scheerhorn	1	7	0	24	24	24.0
Carson Morgan	10	5	18	0	18	1.8
Landon Ransom-Goelz	6	5	17	0	17	2.8
Drayden Dickmann	10	13	-2	0	-2	-0.2
Patrick Crayton Jr.	2	13	-22	3	-19	-9.5
Team	10	0	-11	0	-11	-1.1
Total	10	674	2111	970	3081	308.1
Opponents	10	634	1444	2176	3620	362.0

Punting

Player	no.	yds	avg	lg	tb	fc	i20	50+	blk
Alex Bacchetta	51	2312	45.3	64	3	19	9	12	0
Team	1	20	20.0	0	0	0	0	0	1
Total	52	2332	44.8	64	3	19	9	12	1
Opponents	43	1813	42.2	57	3	23	14	9	1

Kickoffs

Player	no.	yds	avg	tb	ob	retn	net	ydln
Enock Gota	39	2472	63.4	33	0			
Chase Allen	2	130	65.0	2	0			
Alex Bacchetta	1	58	58.0	0	0			
Total	42	2660	63.3	35	0	7	39.8	25
Opponents	54	3223	59.7	30	0	15	39	25

INDIVIDUAL STATISTICS

All Purpose

Player	g	rush	rcv	pr	kr	ir	total	avg/g
Quinton Jackson	10	758	74	0	134	0	966	96.6
Chase Jenkins	10	422	0	0	0	0	422	42.2
Aaron Turner	10	132	217	0	59	0	408	40.8
Daelen Alexander	9	392	0	0	0	0	392	43.6
Drayden Dickmann	10	-2	302	0	0	0	300	30.0
D'Andre Hardemann	9	244	3	0	0	0	247	27.4
Tyson Thompson	10	27	105	39	60	0	231	23.1
Tyvon Byars	5	94	43	0	0	0	137	27.4
Landon Ransom-Goelz	6	17	63	0	0	0	80	13.3
Semaj Pierre	10	35	1	0	14	0	50	5.0
Braylen Walker	3	0	49	0	0	0	49	16.3
James Falk	10	0	29	0	0	0	29	2.9
Micah Barnett	10	0	28	0	0	0	28	2.8
Payton Matthews	7	0	23	0	0	0	23	3.3
Carson Morgan	10	18	0	0	0	0	18	1.8
Ryan Guillo	4	0	15	0	0	0	15	3.8
David Kasemervisz	10	0	6	0	5	0	11	1.1
Keenan Arcega-Whiteside	1	0	8	0	0	0	8	8.0
Plae Wyatt	7	0	0	0	0	7	7	1.0
Drew Devillier	5	7	0	0	0	0	7	1.4
Artis Cole	5	0	4	0	0	0	4	0.8
Patrick Crayton Jr.	2	-22	0	0	0	0	-22	-11.0
Team	10	-11	0	0	0	0	-11	-1.1
Total	10	2111	970	39	272	7	3399	339.9
Opponents	10	1444	2176	199	113	77	4009	400.9

INDIVIDUAL DEFENSIVE STATISTICS

Team Defense

			Tackles				Sacks	Pass defense			Fumbles	blkd		
##	Player	gp	ua	a	tot	tfl/yds	no-yds	int-yds	brup	qbh	fr-yds	ff	kick	saf
0	Andrew Awe	10	36	43	79	6.5-28	2.5-18	.	2	1	.	1	.	.
3	Ty Morris	10	28	39	67	8-34	2.5-25	.	2	3	1-0	2	.	.
4	Marcus Williams	10	39	17	56	3.5-17	.	.	5	1	.	1	.	.
26	Tony Anyanwu	10	23	19	42	6-30	5-29	.	1	3	1-0	1	.	.
9	Peyton Stevenson	10	16	18	34	2.5-4	.	1-0	1	.	.	.	1	.
27	Jack Kane	8	12	18	30	.	.	1-0	2
75	Blake Boenisch	10	13	17	30	3-14	1.5-9	.	.	.	1-0	.	.	.
7	Omari Porter	10	22	7	29	1.5-1	.	.	5	1
16	Chibby Nwajuaku	9	6	15	21	2-11	2-11	.	.	2
6	Jo Chavez	9	10	10	20	1.5-3	.	.	1	1
29	Daveon Hook	4	12	8	20	3.5-16	1-12
5	Jerrick Harper	9	9	9	18	.	.	.	1
57	Aquantis Clemmons	10	3	12	15	2.5-9	1-5	.	.	2
1	Michael Daley	4	7	8	15	4.5-19	4-19	.	2	2
12	Khary Crump	7	7	7	14	.	.	.	6
99	Chris Clark-Jolivet	10	6	8	14	0.5-1	.	.	.	2
41	Plae Wyatt	7	5	5	10	1-2	.	1-7
96	Dillan Botts	10	3	6	9	.	.	.	1	1
8	Joseph Mutombo	9	4	5	9	1.5-13	1.5-13	.	1	1
25	Blaise Tita	9	5	3	8	2
2	Ejike Adele	4	4	4	8	1-4	.	.	.	2
15	Matthew Aribisala	8	2	5	7
28	LaVonte Johnson	6	5	2	7
14	Ephraim Dotson	9	5	2	7
45	Demone Green	9	3	3	6	2-4	0.5-3
44	Cooper King	10	1	5	6	1-5	0.5-4
11	Sam Carrell	8	1	5	6	.	.	.	1
54	Beau Barton	10	2	4	6
33	Luca Akirtava	4	2	2	4	2-10
20	Bailey Fletcher	2	4	.	4	1	.	.
30	Carson Morgan	10	1	2	3
47	Ty Thames	10	1	2	3
51	Ethan Broughman	10	2	1	3	2-6
10	Moh Bility	3	2	.	2	.	.	.	1
1	Aaron Turner	10	1	.	1
30	Elroyal Morris	6	.	1	1
91	Alex Bacchetta	10	1	.	1
43	Chris Bruce	7	1	.	1
27	D'Andre Hardemann	9	.	1	1
98	Robert Rooks	2	.	1	1
36	Ahran Ogbor	8	1
Totals		10	304	314	618	56-231	22-148	3-7	33	24	3-0	6	1	0
Opponents		10	395	396	791	87-301	15-121	3-77	19	23	4-41	7	1	1

GAME-BY-GAME DEFENSIVE STATISTICS

Total Tackles

Player	S-A	Total	LA	UH	PVAM	CLT	Navy	FAU	UTSA	UConn	Mem	UAB
Andrew Awe	36-43	79	4-2	3-4	2-3	6-5	3-6	3-7	2-3	4-2	3-9	6-2
Ty Morris	28-39	67	1-2	6-9	1-1	5-3	3-2	5-3	1-3	3-4	0-9	3-3
Marcus Williams	39-17	56	2-0	3-0	0-1	6-0	6-6	8-1	2-2	5-3	2-4	5-0
Tony Anyanwu	23-19	42	4-0	2-2	2-1	3-1	3-1	2-4	2-0	3-6	1-2	1-2
Peyton Stevenson	16-18	34	3-3	1-3	3-0	1-1	2-4	3-4	2-1	1-1	0-1	-
Blake Boenisch	13-17	30	0-2	0-2	0-2	1-0	2-1	2-3	-	2-2	2-5	4-0
Jack Kane	12-18	30	2-0	3-8	2-0	-	DNP	DNP	2-2	1-0	0-3	2-5
Omari Porter	22-7	29	3-0	2-0	1-0	2-1	2-1	3-2	1-0	2-2	4-1	2-0
Chibby Nwajuaku	6-15	21	DNP	0-2	0-1	1-0	2-1	0-3	1-0	0-3	0-3	2-2
Daveon Hook	12-8	20	3-0	DNP	DNP	DNP	DNP	DNP	3-2	5-2	1-4	DNP
Jo Chavez	10-10	20	-	-	1-0	2-4	0-1	1-3	-	5-2	DNP	1-0
Jerrick Harper	9-9	18	-	0-1	1-1	-	0-1	1-0	2-1	3-3	2-2	DNP
Michael Daley	7-8	15	1-3	1-1	DNP	2-1	3-3	DNP	DNP	DNP	DNP	DNP
Aquantis Clemmons	3-12	15	0-3	-	-	0-2	1-1	0-1	1-0	1-3	0-2	-
Khary Crump	7-7	14	2-1	0-3	1-1	2-0	0-2	-	2-0	DNP	DNP	DNP
Chris Clark-Jolivet	6-8	14	2-0	1-0	0-1	1-1	0-2	1-1	0-1	1-0	0-2	-
Plae Wyatt	5-5	10	-	-	1-0	-	2-2	1-1	1-2	DNP	DNP	DNP
Joseph Mutombo	4-5	9	2-0	0-1	DNP	-	-	0-3	-	-	-	2-1
Dillan Botts	3-6	9	-	-	0-1	3-0	0-3	0-1	0-1	-	-	-
Blaise Tita	5-3	8	-	3-0	0-1	0-1	1-0	1-1	-	-	DNP	-
Ejike Adele	4-4	8	2-1	1-1	-	1-2	DNP	DNP	DNP	DNP	DNP	DNP
Ephraim Dotson	5-2	7	0-1	DNP	-	-	-	-	-	-	3-1	2-0
LaVonte Johnson	5-2	7	DNP	DNP	-	DNP	-	-	1-1	DNP	0-1	4-0
Matthew Aribisala	2-5	7	DNP	1-2	1-1	0-1	-	DNP	0-1	-	-	-
Demone Green	3-3	6	1-0	-	1-1	-	-	-	1-2	DNP	-	-
Beau Barton	2-4	6	-	-	1-2	-	-	-	1-1	-	-	0-1
Sam Carrell	1-5	6	DNP	-	0-2	0-1	-	-	1-1	DNP	-	0-1
Cooper King	1-5	6	-	-	1-2	-	-	-	0-3	-	-	-
Bailey Fletcher	4-0	4	DNP	DNP	3-0	DNP	DNP	DNP	1-0	DNP	DNP	DNP
Luca Akirtava	2-2	4	DNP	DNP	2-2	DNP	-	-	-	DNP	DNP	DNP
Ethan Broughman	2-1	3	-	-	0-1	-	-	-	2-0	-	-	-
Carson Morgan	1-2	3	-	-	-	-	0-1	-	1-0	-	0-1	-
Ty Thames	1-2	3	-	-	1-0	-	-	-	-	0-1	-	0-1
Moh Bility	2-0	2	-	-	2-0	DNP	DNP	DNP	DNP	DNP	DNP	DNP
Aaron Turner	1-0	1	-	-	-	-	-	-	-	-	1-0	-
Chris Bruce	1-0	1	DNP	DNP	DNP	-	-	-	-	1-0	-	-
Alex Bacchetta	1-0	1	-	-	-	-	-	1-0	-	-	-	-
D'Andre Hardemann	0-1	1	DNP	-	0-1	-	-	-	-	-	-	-
Elroyal Morris	0-1	1	-	0-1	DNP	DNP	DNP	DNP	-	-	-	-
Robert Rooks	0-1	1	DNP	DNP	-	DNP	DNP	DNP	0-1	DNP	DNP	DNP

GAME-BY-GAME SACKS

Player	UA-A	Total	LA	UH	PVAM	CLT	Navy	FAU	UTSA	UConn	Mem	UAB
Tony Anyanwu	4-2	5	1-7	-	-	2-10	-	-	-	-	1-4	1-8
Michael Daley	3-2	4	0.5-2	1-1	DNP	2.5-16	-	DNP	DNP	DNP	DNP	DNP
Andrew Awe	2-1	2.5	-	-	0.5-4	-	-	-	-	-	-	2-14
Ty Morris	2-1	2.5	-	1-3	-	1-17	-	-	-	-	-	0.5-5
Chibby Nwajuaku	1-2	2	DNP	-	0.5-3	-	-	-	-	-	-	1.5-8
Joseph Mutombo	1-1	1.5	1-12	0.5-1	DNP	-	-	-	-	-	-	-
Blake Boenisch	1-1	1.5	-	0.5-1	-	-	-	-	-	-	1-8	-
Daveon Hook	1-0	1	-	DNP	DNP	DNP	DNP	DNP	1-12	-	-	DNP
Aquantis Clemmons	0-2	1	0.5-3	-	-	0.5-2	-	-	-	-	-	-
Cooper King	0-1	0.5	-	-	0.5-4	-	-	-	-	-	-	-
Demone Green	0-1	0.5	-	-	0.5-3	-	-	-	-	DNP	-	-

Punt Returns

Player	No-Yds	LA	UH	PVAM	CLT	Navy	FAU	UTSA	UConn	Mem	UAB
Tyson Thompson	8-39	1-3	1-11	2-4	-	-	1--2	-	1-4	1-7	1-12
Peyton Stevenson	1-0	-	-	-	-	-	-	-	-	-	1-0

Kick Returns

Player	No-Yds	LA	UH	PVAM	CLT	Navy	FAU	UTSA	UConn	Mem	UAB
Quinton Jackson	7-134	2-37	2-42	-	-	1-0	1-23	-	-	-	1-32
Tyson Thompson	3-60	-	-	1-11	-	2-49	-	-	-	-	-
Aaron Turner	3-59	-	-	-	-	-	-	2-40	-	1-19	-
Semaj Pierre	1-14	-	-	-	-	-	-	-	1-14	-	-
David Kasemervisz	1-5	-	-	-	-	-	-	-	-	-	1-5

Interceptions Returns

Player	No-Yds	LA	UH	PVAM	CLT	Navy	FAU	UTSA	UConn	Mem	UAB
Plae Wyatt	1-7	-	-	-	-	1-7	-	-	DNP	DNP	DNP
Peyton Stevenson	1-0	-	-	-	-	-	1-0	-	-	-	-
Jack Kane	1-0	1-0	-	-	-	DNP	DNP	-	-	-	-

Fumble Returns

Player	No-Yds	LA	UH	PVAM	CLT	Navy	FAU	UTSA	UConn	Mem	UAB
Ty Morris	1-0	-	-	-	-	-	1-0	-	-	-	-
Tony Anyanwu	1-0	-	-	-	1-0	-	-	-	-	-	-
Blake Boenisch	1-0	1-0	-	-	-	-	-	-	-	-	-

GAME-BY-GAME PASSING STATISTICS

#4 Chase Jenkins	Comp	Att	Int	Pct	Yards	TD	Long	Sacked	Effic.
Louisiana	7	9	0	77.8	45	0	23	2-18	119.8
Houston	10	12	1	83.3	50	0	13	3-24	101.7
Prairie View	10	16	0	62.5	87	1	34	0-0	128.8
Charlotte	8	11	0	72.7	87	1	37	0-0	169.2
Navy	12	21	0	57.1	114	1	36	2-9	118.5
Fla. Atlantic	12	17	0	70.6	137	1	46	1-10	157.7
UTSA	1	3	0	33.3	33	0	33	0-0	125.7
UConn	17	22	0	77.3	191	1	75	1-8	165.2
Memphis	11	16	1	68.8	100	1	43	1-10	129.4
UAB	11	15	0	73.3	41	2	23	1-7	140.3
Totals	99	142	2	69.7	885	8	75	11-86	137.8

#5 Drew Devillier	Comp	Att	Int	Pct	Yards	TD	Long	Sacked	Effic.
Houston	1	1	0	100.0	1	0	1	0-0	108.4
Prairie View	2	3	0	66.7	27	1	22	1-5	252.3
Charlotte	1	1	0	100.0	11	0	11	0-0	192.4
UTSA	3	6	0	50.0	19	0	13	0-0	76.6
Memphis	0	1	0	0.0	0	0	0	0-0	0.0
Totals	7	12	0	58.3	58	1	22	1-5	126.4

#8 Lucas Scheerhorn	Comp	Att	Int	Pct	Yards	TD	Long	Sacked	Effic.
UTSA	3	4	0	75.0	24	0	20	0-0	125.4
Totals	3	4	0	75.0	24	0	20	0-0	125.4

#15 Patrick Crayton Jr.	Comp	Att	Int	Pct	Yards	TD	Long	Sacked	Effic.
UTSA	3	6	1	50.0	3	0	4	2-26	20.9
Totals	3	6	1	50.0	3	0	4	2-26	20.9

GAME-BY-GAME RUSHING & RECEIVING STATISTICS

Rushing

Player	No-Yds/TD	LA	UH	PVAM	CLT	Navy	FAU	UTSA	UConn	Mem	UAB
Quinton Jackson	148-758/6	22-119/1	15-52/0	9-42/1	12-80/0	15-60/0	19-128/1	4-6/0	21-168/3	9-22/0	22-81/0
Chase Jenkins	124-422/4	12--13/0	14-33/1	21-124/1	10-71/1	12-33/0	8-20/1	3-7/0	17-57/0	15-34/0	12-56/0
Daelen Alexander	74-392/3	15-74/0	10-55/0	7-20/0	10-73/2	3-6/0	6-13/0	12-129/1	5-9/0	6-13/0	DNP
D'Andre Hardemann	64-244/2	DNP	6-23/0	5-29/0	5-13/0	7-21/0	9-34/0	9-21/0	6-41/1	6-31/0	11-31/1
Aaron Turner	29-132/2	1-17/1	2-4/0	5-68/1	3-3/0	-	5-17/0	2-7/0	4-3/0	-	7-13/0
Tyvon Byars	19-94/1	DNP	DNP	2-19/0	2-5/0	DNP	DNP	6-47/0	DNP	6-16/1	3-7/0
Drayden Dickmann	13--2/0	1--1/0	3--6/0	2--5/0	-	2-0/0	1-1/0	-	1-16/0	1--10/0	2-3/0
Patrick Crayton Jr.	7--22/0	DNP	DNP	2-8/0	DNP	DNP	DNP	5--30/0	DNP	DNP	DNP
Semaj Pierre	5-35/0	-	1-2/0	2-31/0	1-3/0	-	-	1--1/0	-	-	-
Tyson Thompson	5-27/0	1-6/0	2-14/0	1--1/0	1-8/0	-	-	-	-	-	-
Carson Morgan	5-18/0	-	-	2-11/0	-	-	-	3-7/0	-	-	-
Landon Ransom-Goelz	5-17/0	1-7/0	-	-	2--1/0	DNP	DNP	DNP	1-7/0	1-4/0	DNP
Drew Devillier	5-7/0	DNP	-	2-1/0	-	DNP	DNP	1-4/0	DNP	2-2/0	DNP
Lucas Scheerhorn	3-0/0	DNP	DNP	DNP	DNP	DNP	DNP	3-0/0	DNP	DNP	DNP

Receiving

Player	No-Yds/TD	LA	UH	PVAM	CLT	Navy	FAU	UTSA	UConn	Mem	UAB
Aaron Turner	38-217/2	2-3/0	3-24/0	2-6/0	2-16/0	4-27/0	5-50/0	3-10/0	7-49/0	4-29/1	6-3/1
Drayden Dickmann	33-302/3	3-44/0	4-8/0	4-32/0	4-39/1	3-45/1	4-61/1	2-33/0	4-30/0	4-13/0	1--3/0
Tyson Thompson	8-105/2	1-4/0	1-3/0	1-22/1	1-37/0	-	-	-	1-6/0	-	3-33/1
Landon Ransom-Goelz	6-63/1	-	1-11/0	3-46/1	2-6/0	DNP	DNP	DNP	-	-	DNP
Braylen Walker	6-49/0	DNP	DNP	DNP	DNP	4-33/0	2-16/0	-	DNP	DNP	DNP
Quinton Jackson	4-74/1	1--6/0	-	-	-	-	-	-	3-80/1	-	-
Semaj Pierre	4-1/0	-	-	-	-	-	-	3-3/0	1--2/0	-	-
James Falk	2-29/0	-	-	-	-	-	-	1-20/0	-	1-9/0	-
Payton Matthews	2-23/0	DNP	DNP	-	DNP	-	1-10/0	1-13/0	-	-	-
Ryan Guillo	2-15/0	DNP	DNP	DNP	-	1-9/0	DNP	DNP	-	1-6/0	DNP
David Kasemervisz	2-6/0	-	1-1/0	1-5/0	-	-	-	-	-	-	-
Tyvon Byars	1-43/0	DNP	DNP	-	-	DNP	DNP	-	DNP	1-43/0	-
Micah Barnett	1-28/0	-	-	-	-	-	-	-	1-28/0	-	-
Keenan Arcega-Whiteside	1-8/0	DNP	DNP	DNP	DNP	DNP	DNP	DNP	DNP	DNP	1-8/0
Artis Cole	1-4/0	-	1-4/0	-	DNP	-	DNP	DNP	DNP	-	DNP
D'Andre Hardemann	1-3/0	DNP	-	1-3/0	-	-	-	-	-	-	-

CONVERSIONS AND TIME OF POSSESSION

3rd-Down Conversions

Date	Opponent	Score	Overall	1st Qtr	2nd Qtr	3rd Qtr	4th Qtr	Overtime
08/30/2025	at Louisiana	W 14-12	5-12 41.7	1-2 50.0	2-3 66.7	1-3 33.3	1-4 25.0	1-1 100.0
09/06/2025	Houston	L 9-35	4-15 26.7	0-3 0.0	2-5 40.0	0-2 0.0	2-5 40.0	0-0 0.0
09/13/2025	Prairie View	W 38-17	6-14 42.9	0-2 0.0	3-6 50.0	2-3 66.7	1-3 33.3	0-0 0.0
09/18/2025	at Charlotte	W 28-17	5-12 41.7	0-1 0.0	1-3 33.3	1-3 33.3	3-5 60.0	0-0 0.0
09/27/2025	at Navy	L 13-21	4-15 26.7	0-2 0.0	1-4 25.0	2-6 33.3	1-3 33.3	0-0 0.0
10/04/2025	Fla. Atlantic	L 21-27	10-16 62.5	3-5 60.0	2-5 40.0	4-4 100.0	1-2 50.0	0-0 0.0
10/11/2025	at UTSA	L 13-61	6-18 33.3	1-4 25.0	1-4 25.0	2-5 40.0	2-5 40.0	0-0 0.0
10/25/2025	UConn	Wot2 37-34	6-18 33.3	1-5 20.0	2-4 50.0	0-2 0.0	2-6 33.3	0-0 0.0
10/31/2025	Memphis	L 14-38	3-15 20.0	0-4 0.0	1-3 33.3	0-3 0.0	2-5 40.0	0-0 0.0
11/08/2025	UAB	W 24-17	5-16 31.3	1-5 20.0	1-3 33.3	3-4 75.0	0-4 0.0	0-0 0.0
Rice			54-151 35.8	7-33 21.2	16-40 40.0	15-35 42.9	15-42 35.7	1-1 100.0
Opponents			64-141 45.4	13-29 44.8	20-41 48.8	15-31 48.4	16-39 41.0	0-0 0.0

4th-Down Conversions

Date	Opponent	Score	Overall	1st Qtr	2nd Qtr	3rd Qtr	4th Qtr	Overtime
08/30/2025	at Louisiana	W 14-12	0-1 0.0	0-0 0.0	0-0 0.0	0-0 0.0	0-1 0.0	0-0 0.0
09/06/2025	Houston	L 9-35	0-2 0.0	0-0 0.0	0-1 0.0	0-0 0.0	0-1 0.0	0-0 0.0
09/13/2025	Prairie View	W 38-17	3-4 75.0	1-1 100.0	1-1 100.0	0-1 0.0	1-1 100.0	0-0 0.0
09/18/2025	at Charlotte	W 28-17	0-0 0.0	0-0 0.0	0-0 0.0	0-0 0.0	0-0 0.0	0-0 0.0
09/27/2025	at Navy	L 13-21	4-5 80.0	0-0 0.0	0-1 0.0	2-2 100.0	2-2 100.0	0-0 0.0
10/04/2025	Fla. Atlantic	L 21-27	0-1 0.0	0-1 0.0	0-0 0.0	0-0 0.0	0-0 0.0	0-0 0.0
10/11/2025	at UTSA	L 13-61	1-4 25.0	0-0 0.0	0-1 0.0	0-1 0.0	1-2 50.0	0-0 0.0
10/25/2025	UConn	Wot2 37-34	1-2 50.0	1-1 100.0	0-1 0.0	0-0 0.0	0-0 0.0	0-0 0.0
10/31/2025	Memphis	L 14-38	3-4 75.0	0-0 0.0	1-1 100.0	2-2 100.0	0-1 0.0	0-0 0.0
11/08/2025	UAB	W 24-17	4-5 80.0	3-3 100.0	1-2 50.0	0-0 0.0	0-0 0.0	0-0 0.0
Rice			16-28 57.1	5-6 83.3	3-8 37.5	4-6 66.7	4-8 50.0	0-0 0.0
Opponents			6-15 40.0	2-3 66.7	1-2 50.0	1-2 50.0	2-8 25.0	0-0 0.0

Time of Possession

Date	Opponent	Score	Overall	1st Qtr	2nd Qtr	3rd Qtr	4th Qtr	Overtime
08/30/2025	at Louisiana	W 14-12	36:24	04:41	13:45	06:29	11:29	00:00
09/06/2025	Houston	L 9-35	32:46	05:35	11:17	03:36	12:18	00:00
09/13/2025	Prairie View	W 38-17	36:22	08:09	10:51	07:15	10:07	00:00
09/18/2025	at Charlotte	W 28-17	30:12	06:24	04:59	09:34	09:15	00:00
09/27/2025	at Navy	L 13-21	26:31	03:32	05:18	11:30	06:11	00:00
10/04/2025	Fla. Atlantic	L 21-27	31:14	07:31	11:06	05:39	06:58	00:00
10/11/2025	at UTSA	L 13-61	32:35	06:25	06:32	10:17	09:21	00:00
10/25/2025	UConn	Wot2 37-34	32:28	11:51	05:55	04:46	09:56	00:00
10/31/2025	Memphis	L 14-38	32:22	06:36	07:43	09:02	09:01	00:00
11/08/2025	UAB	W 24-17	34:51	05:49	10:41	10:33	07:48	00:00
Rice			Total 325:45	66:33	88:07	78:41	92:24	00:00
			Avg. 32:34	06:39	08:49	07:52	09:14	00:00
Opponents			Total 274:15	64:18	81:02	59:15	69:40	00:00
			Avg. 27:26	06:26	08:06	05:56	06:58	00:00



TEAM GAME-BY-GAME STATISTICS

Date	Opponent	Rushing				Receiving				Passing				Kick Returns				Punt Returns				tot off
		no.	yds	td	lg	no.	yds	td	lg	cmp-att-int	yds	td	lg	no.	yds	td	lg	no.	yds	td	lg	
08/30/2025	at Louisiana	55	206	2	17	7	45	0	23	7-9-0	45	0	23	2	37	0	23	1	3	0	3	251
09/06/2025	Houston	53	177	1	17	11	51	0	13	11-13-1	51	0	13	2	42	0	23	1	11	0	11	228
09/13/2025	Prairie View	60	347	3	52	12	114	2	34	12-19-0	114	2	34	1	11	0	11	2	4	0	2	461
09/18/2025	at Charlotte	46	255	3	34	9	98	1	37	9-12-0	98	1	37	0	0	0	0	0	0	0	0	353
09/27/2025	at Navy	39	120	0	16	12	114	1	36	12-21-0	114	1	36	3	49	0	35	0	0	0	0	234
10/04/2025	Fla. Atlantic	48	213	2	68	12	137	1	46	12-17-0	137	1	46	1	23	0	23	1	-2	0	0	350
10/11/2025	at UTSA	50	190	1	57	10	79	0	33	10-19-1	79	0	33	2	40	0	23	0	0	0	0	269
10/25/2025	UConn	56	300	4	73	17	191	1	75	17-22-0	191	1	75	1	14	0	14	1	4	0	4	491
10/31/2025	Memphis	46	112	1	20	11	100	1	43	11-17-1	100	1	43	1	19	0	19	1	7	0	7	212
11/08/2025	UAB	57	191	1	19	11	41	2	23	11-15-0	41	2	23	2	37	0	32	2	12	0	12	232
Rice		510	2111	18	73	112	970	9	75	112-164-3	970	9	75	15	272	0	35	9	39	0	12	3081
Opponents		336	1444	17	65	176	2176	14	80	176-298-3	2176	14	80	7	113	0	28	17	199	0	40	3620

Rice Averages

Games	Avg/ rush	Avg/ catch	Pass effc	KR avg	PR avg	All purpose avg/game	Total offense avg/game
10	4.1	8.7	132.4	18.1	4.3	339.9	308.1

Date	Opponent	Tackles				Sacks	Fumble		Pass Defense			blkd	PAT attempts			off		
		ua	a	total	tfl-yds	no-yds	ff	fr-yds	int-yds	qbh	brup	kick	kick	rush	rcv	saf	t/o	pts
08/30/2025	at Louisiana	32	18	50	6.0-33	3-24	1	1-0	1-0	1	1	0	2-2	0	0	0	0	14
09/06/2025	Houston	27	40	67	5.0-11	3-6	0	0-0	0-0	0	6	0	0-0	0	0	0	0	9
09/13/2025	Prairie View	27	26	53	7.0-31	2-14	1	0-0	0-0	2	4	0	5-5	0	0	0	0	38
09/18/2025	at Charlotte	36	24	60	9.0-59	6-45	2	1-0	0-0	5	9	0	4-4	0	0	0	0	28
09/27/2025	at Navy	30	38	68	2.0-3	0-0	0	0-0	1-7	2	0	0	1-1	0	0	0	3	13
10/04/2025	Fla. Atlantic	32	38	70	6.0-10	0-0	1	1-0	1-0	1	4	0	3-3	0	0	0	0	21
10/11/2025	at UTSA	30	28	58	6.0-22	1-12	0	0-0	0-0	4	2	0	1-1	0	0	0	0	13
10/25/2025	UConn	37	34	71	4.0-9	0-0	0	0-0	0-0	5	5	0	4-4	0	0	0	0	37
10/31/2025	Memphis	19	50	69	5.0-15	2-12	0	0-0	0-0	1	0	0	2-2	0	0	0	0	14
11/08/2025	UAB	34	18	52	6.0-38	5-35	1	0-0	0-0	3	2	1	3-3	0	0	0	0	24
Rice		304	314	618	56.0-231	22-148	6	3-0	3-7	24	33	1	25-25	0	0	0	3	211
Opponents		395	396	791	87.0-301	15-121	7	4-41	3-77	23	19	1	32-32	0	1	1	35	279

Date	Opponent	Punting										Field Goals			Kickoffs			
		no.	yds	avg	long	blkd	tb	fc	50+	i20	md-att	long	blkd	no.	yds	avg	tb	ob
08/30/2025	at Louisiana	6	256	42.7	56	0	0	2	1	2	0-0	0	0	3	195	65.0	3	0
09/06/2025	Houston	7	279	39.9	49	1	1	4	0	0	1-1	42	0	3	190	63.3	2	0
09/13/2025	Prairie View	1	51	51.0	51	0	0	0	1	0	1-2	49	0	7	455	65.0	6	0
09/18/2025	at Charlotte	6	272	45.3	55	0	0	4	2	0	0-1	0	0	5	325	65.0	5	0
09/27/2025	at Navy	5	231	46.2	51	0	0	2	2	1	2-2	44	0	3	195	65.0	3	0
10/04/2025	Fla. Atlantic	4	190	47.5	59	0	0	1	1	1	0-1	0	0	4	244	61.0	3	0
10/11/2025	at UTSA	5	228	45.6	64	0	0	0	2	0	2-2	45	0	5	318	63.6	4	0
10/25/2025	UConn	8	361	45.1	62	0	1	3	2	2	1-1	38	0	5	322	64.4	4	0
10/31/2025	Memphis	6	290	48.3	59	0	0	2	1	1	0-0	0	0	2	130	65.0	2	0
11/08/2025	UAB	4	174	43.5	47	0	1	1	0	2	1-1	38	0	5	286	57.2	3	0
Rice		52	2332	44.8	64	1	3	19	12	9	8-11	49	0	42	2660	63.3	35	0
Opponents		43	1813	42.2	57	1	3	23	9	14	13-17	51	0	54	3223	59.7	30	0

OPPONENT GAME-BY-GAME STATISTICS

Date	Opponent	Rushing				Receiving				Passing				Kick Returns				Punt Returns				tot off
		no.	yds	td	lg	no.	yds	td	lg	cmp-att-int	yds	td	lg	no.	yds	td	lg	no.	yds	td	lg	
08/30/2025	at Louisiana	31	151	1	32	10	88	0	25	10-28-1	88	0	25	0	0	0	0	3	23	0	13	239
09/06/2025	Houston	38	204	3	54	15	188	1	74	15-22-0	188	1	74	1	28	0	28	1	2	0	2	392
09/13/2025	Prairie View	32	100	1	22	13	151	1	37	13-28-0	151	1	37	1	17	0	17	0	0	0	0	251
09/18/2025	at Charlotte	32	75	0	37	23	259	1	31	23-44-0	259	1	31	0	0	0	0	2	42	0	26	334
09/27/2025	at Navy	48	283	3	65	8	172	0	34	8-13-1	172	0	34	0	0	0	0	1	5	0	5	455
10/04/2025	Fla. Atlantic	33	103	0	12	23	290	3	55	23-33-1	290	3	55	1	3	0	3	3	43	0	36	393
10/11/2025	at UTSA	34	191	3	57	16	246	3	57	16-25-0	246	3	57	1	21	0	21	2	35	0	40	437
10/25/2025	UConn	26	105	1	17	32	344	3	80	32-48-0	344	3	80	1	11	0	11	2	21	0	19	449
10/31/2025	Memphis	33	130	5	24	18	225	0	49	18-23-0	225	0	49	0	0	0	0	1	0	0	0	355
11/08/2025	UAB	29	102	0	51	18	213	2	26	18-34-0	213	2	26	2	33	0	28	2	28	0	28	315
Opponents		336	1444	17	65	176	2176	14	80	176-298-3	2176	14	80	7	113	0	28	17	199	0	40	3620
Rice		510	2111	18	73	112	970	9	75	112-164-3	970	9	75	15	272	0	35	9	39	0	12	3081

Opponents Averages

Games	Avg/ rush	Avg/ catch	Pass effc	KR avg	PR avg	All purpose avg/game	Total offense avg/game
10	4.3	12.4	133.9	16.1	11.7	400.9	362.0

Date	Opponent	ua	Tackles		tfl-yds	Sacks no-yds	Fumble		Pass Defense			blkd kick	PAT attempts			off		
			a	total			ff	fr-yds	int-yds	qbh	brup		kick	rush	rcv	saf	t/o	pts
08/30/2025	at Louisiana	51	12	63	7.0-36	2-18	0	0-0	0-0	0	1	0	0-0	0	0	0	0	12
09/06/2025	Houston	34	58	92	8.0-40	3-24	1	1-0	1-37	0	1	1	5-5	0	0	0	7	35
09/13/2025	Prairie View	38	54	92	9.0-22	1-5	1	0-0	0-0	2	4	0	2-2	0	0	0	0	17
09/18/2025	at Charlotte	27	40	67	4.0-6	0-0	0	0-0	0-0	4	0	0	0-0	0	1	0	0	17
09/27/2025	at Navy	28	46	74	7.0-21	2-9	0	0-0	0-0	6	1	0	3-3	0	0	0	0	21
10/04/2025	Fla. Atlantic	39	40	79	8.0-18	1-10	0	0-0	0-0	0	4	0	3-3	0	0	0	0	27
10/11/2025	at UTSA	54	14	68	17.0-60	2-26	3	1-41	1-17	5	5	0	8-8	0	0	1	7	61
10/25/2025	UConn	47	38	85	9.0-35	2-12	0	0-0	0-0	3	2	0	4-4	0	0	0	0	34
10/31/2025	Memphis	31	50	81	11.0-40	1-10	1	1-0	1-23	2	0	0	5-5	0	0	0	14	38
11/08/2025	UAB	46	44	90	7.0-23	1-7	1	1-0	0-0	1	1	0	2-2	0	0	0	7	17
Opponents		395	396	791	87.0-301	15-121	7	4-41	3-77	23	19	1	32-32	0	1	1	35	279
Rice		304	314	618	56.0-231	22-148	6	3-0	3-7	24	33	1	25-25	0	0	0	3	211

Date	Opponent	Punting										Field Goals			Kickoffs			
		no.	yds	avg	long	blkd	tb	fc	50+	i20	md-att	long	blkd	no.	yds	avg	tb	ob
08/30/2025	at Louisiana	3	137	45.7	51	0	0	1	1	1	2-2	51	0	4	222	55.5	0	0
09/06/2025	Houston	5	226	45.2	54	0	1	3	2	1	0-1	0	0	6	378	63.0	3	0
09/13/2025	Prairie View	5	193	38.6	46	0	0	3	0	0	1-1	28	0	4	166	41.5	0	0
09/18/2025	at Charlotte	5	222	44.4	50	0	0	4	1	1	3-4	40	0	5	325	65.0	5	0
09/27/2025	at Navy	3	126	42.0	55	0	1	1	1	1	0-1	0	0	4	214	53.5	0	0
10/04/2025	Fla. Atlantic	2	77	38.5	45	0	0	0	0	1	2-2	36	0	6	388	64.7	5	0
10/11/2025	at UTSA	3	124	41.3	46	0	0	2	0	3	1-1	45	0	10	646	64.6	8	0
10/25/2025	UConn	8	373	46.6	57	0	1	5	3	3	2-3	45	0	5	319	63.8	3	0
10/31/2025	Memphis	5	205	41.0	48	0	0	3	0	3	1-1	37	0	6	363	60.5	4	0
11/08/2025	UAB	4	130	32.5	52	1	0	1	1	0	1-1	20	0	4	202	50.5	2	0
Opponents		43	1813	42.2	57	1	3	23	9	14	13-17	51	0	54	3223	59.7	30	0
Rice		52	2332	44.8	64	1	3	19	12	9	8-11	49	0	42	2660	63.3	35	0



RED ZONE

Rice Inside Opponent Red-Zone

Date	Opponent	Score	Times In RZ	Times Scored	Total Pts	TDs	Rush TDs	Pass TDs	FGs Made	Failed to score inside RZ	FGA	Down	Int	Fumb	Half	Game
08/30/2025	at Louisiana	W 14-12	3	2	14	2	2	0	0	0	1	0	0	0	0	0
09/06/2025	Houston	L 9-35	2	2	9	1	1	0	1	1	0	0	0	0	0	0
09/13/2025	Prairie View	W 38-17	2	2	14	2	2	0	0	0	0	0	0	0	0	0
09/18/2025	at Charlotte	W 28-17	3	3	21	3	2	1	0	0	0	0	0	0	0	0
09/27/2025	at Navy	L 13-21	2	2	10	1	0	1	1	1	0	0	0	0	0	0
10/04/2025	Fla. Atlantic	L 21-27	1	1	7	1	1	0	0	0	0	0	0	0	0	0
10/11/2025	at UTSA	L 13-61	2	2	10	1	1	0	1	1	0	0	0	0	0	0
10/25/2025	UConn	W 37-34	3	3	17	2	2	0	1	1	0	0	0	0	0	0
10/31/2025	Memphis	L 14-38	3	2	14	2	1	1	0	0	0	1	0	0	0	0
11/08/2025	UAB	W 24-17	3	3	17	2	1	1	1	1	0	0	0	0	0	0
Totals 22 of 24 (91.7%)			24	22	133	17	13	4	5	5	1	1	0	0	0	0

Opponents Inside Rice Red-Zone

Date	Opponent	Score	Times In RZ	Times Scored	Total Pts	TDs	Rush TDs	Pass TDs	FGs Made	Failed to score inside RZ	FGA	Down	Int	Fumb	Half	Game
08/30/2025	Louisiana	W 14-12	0	0	0	0	0	0	0	0	0	0	0	0	0	0
09/06/2025	Houston	L 9-35	1	1	7	1	1	0	0	0	0	0	0	0	0	0
09/13/2025	Prairie View	W 38-17	3	3	17	2	1	1	1	1	0	0	0	0	0	0
09/18/2025	Charlotte	W 28-17	2	2	6	0	0	0	2	2	0	0	0	0	0	0
09/27/2025	Navy	L 13-21	3	3	21	3	3	0	0	0	0	0	0	0	0	0
10/04/2025	Fla. Atlantic	L 21-27	3	3	13	1	0	1	2	2	0	0	0	0	0	0
10/11/2025	UTSA	L 13-61	4	4	24	3	1	2	1	1	0	0	0	0	0	0
10/25/2025	UConn	W 37-34	2	2	14	2	1	1	0	0	0	0	0	0	0	0
10/31/2025	Memphis	L 14-38	6	6	38	5	5	0	1	1	0	0	0	0	0	0
11/08/2025	UAB	W 24-17	2	2	10	1	0	1	1	1	0	0	0	0	0	0
Totals 26 of 26 (100.0%)			26	26	150	18	12	6	8	8	0	0	0	0	0	0

PLAY BREAKDOWN

20-YARD PLUS PLAYS

Yds	Type	Players	Opponent
75*	Pass	Quinton Jackson from Chase Jenkins	Connecticut
73*	Rush	Quinton Jackson	Connecticut
68*	Rush	Quinton Jackson	Florida Atlantic
57	Rush	Daelen Alexander	UTSA
52*	Rush	Aaron Turner	Prairie View A&M
46*	Pass	Drayden Dickmann from Chase Jenkins	Florida Atlantic
43	Pass	Tyvon Byars from Chase Jenkins	Memphis
37	Pass	Tyson Thompson from Chase Jenkins	Charlotte
36	Pass	Drayden Dickmann from Chase Jenkins	Navy
35	KR	Tyson Thompson	Navy
34*	Pass	Landon Ransom-Goelz from Chase Jenkins	Prairie View A&M
34*	Rush	Chase Jenkins	Charlotte
33	Pass	Drayden Dickmann from Chase Jenkins	UTSA
32	Pass	Aaron Turner from Chase Jenkins	Florida Atlantic
32	KR	Quinton Jackson	UAB
32	Rush	Tyvon Byars	UTSA
30	Rush	Daelen Alexander	UTSA
28	Pass	Micah Barnett from Chase Jenkins	Connecticut
27	Rush	Daelen Alexander	Charlotte
26	Rush	Quinton Jackson	Charlotte
23	KR	Quinton Jackson	Louisiana
23	KR	Quinton Jackson	Houston
23	Pass	Drayden Dickmann from Chase Jenkins	Louisiana
23	Rush	Chase Jenkins	Charlotte
23	KR	Quinton Jackson	Florida Atlantic
23	KR	Aaron Turner	UTSA
23*	Rush	Quinton Jackson	Connecticut
23*	Pass	Tyson Thompson from Chase Jenkins	UAB
22*	Pass	Tyson Thompson from Drew Devillier	Prairie View A&M
21	Rush	Chase Jenkins	Prairie View A&M
21	Rush	Daelen Alexander	UTSA
21	Rush	Chase Jenkins	Connecticut
20	Pass	Aaron Turner from Chase Jenkins	Navy
20	Rush	Quinton Jackson	Florida Atlantic
20	Pass	James Falk from Lucas Scheerhorn	UTSA
20	Rush	Chase Jenkins	Memphis

* touchdown scored on play

LONG PLAYS BY THE NUMBERS

Long Plays by Yards	No.	TD
100+	0	0
90-99	0	0
80-89	0	0
70-79	2	2
60-69	1	1
50-59	2	1
40-49	2	1
30-39	10	2
20-29	18	2

20+ Yard Plays by Type	No.	TD
Rushing	16	5
Passing	13	5
Punt returns.....	0	0
Kick returns.....	6	0
Interceptions.....	0	0
Fumble returns.....	0	0
Other	0	0
TOTAL.....	35	10

20+ Yard Plays by Player

Player	No.	TD	R	P	KR	PR	IR	FR
Quinton Jackson	10	4	5	1	4	0	0	0
Tyson Thompson	4	2	0	3	1	0	0	0
Drayden Dickmann.....	4	1	0	4	0	0	0	0
Chase Jenkins	4	1	4	0	0	0	0	0
Aaron Turner	4	1	1	2	1	0	0	0
Daelen Alexander.....	4	0	4	0	0	0	0	0
Tyvon Byars	2	0	1	1	0	0	0	0
Landon Ransom-Goelz.....	1	1	0	1	0	0	0	0
Micah Barnett	1	0	1	0	0	0	0	0
James Falk	1	0	0	1	0	0	0	0
TOTAL.....	35	10	16	13	6	0	0	0

LONGEST PLAYS OF THE YEAR

Rushing

73 Quinton Jackson vs. Connecticut (Oct. 25, 2025)

Rushing Touchdown

73 Quinton Jackson vs. Connecticut (Oct. 25, 2025)

Passing

75 Quinton Jackson from Chase Jenkins vs. Connecticut (Oct. 25, 2025)

Passing Touchdown

75 Quinton Jackson from Chase Jenkins vs. Connecticut (Oct. 25, 2025)

Punt Return

11 Tyson Thompson vs. Houston (Sept. 6, 2025)

Kick Return

35 Tyson Thompson at Navy (Sept. 27, 2025)

Interception Return

7 Plae Wyatt at Navy (Sept. 27, 2025)

Fumble Return

None

Field Goal Return

None

Punt

64 Alex Bacchetta at UTSA (Oct. 11, 2025)

Field Goal

49 Enock Gota vs. Prairie View A&M (Sept. 13, 2025)

GAME 11 VS. NORTH TEXAS



Aug. 30, 2025 • Our Lady of Lourdes Stadium (22,148) • Lafayette, La.

RAGIN' CAJUNS

RICE	14
LOUISIANA	12

LAFAYETTE, La. - Quinton Jackson rushed for a career-high 119 yards on 22 carries, and Rice earned a thrilling, 14-12 victory over Louisiana to give Head Coach Scott Abell his first victory.

Score by Quarters	1	2	3	4	F	
Rice Owls	0	14	0	0	14	Record: (1-0, 0-0)
Louisiana Ragin' Cajuns	3	3	6	0	12	Record: (0-1, 0-0)

Scoring Summary

1st

06:04 UL - Sterner 47-yd field goal

2nd

14:34 RICE - Jackson 1-yd run (Gota kick)

03:38 RICE - Turner 17-yd run (Gota kick)

00:26 UL - Sterner 51-yd field goal

3rd

01:45 UL - Howard 25-yd run (Howard pass failed)

	RICE	UL
FIRST DOWNS	18	16
Rushing	14	9
Passing	3	3
Penalty	1	4
Rushing Attempts	55	31
Yds Gained Rushing	239	184
Yds Lost Rushing	33	33
NET YDS RUSHING	206	151
NET YDS PASSING	45	88
Comp-Att-Int	7-9-0	10-28-1
TOTAL PLAYS-YDS	64-251	59-239
Fumbles-Lost	0-0	1-1
Penalties-Yards	8-90	6-44
Punts-Avg	6-42.7	3-45.7
Punt Ret-Yds-TD	1-3-0	3-23-0
KO Ret-Yds-TD	2-37-0	0-0-0
INT Ret-Yds-TD	1-0-0	0-0-0
Possession Time	36:24	23:36
Third Down Conv	5 of 12	7 of 15
Fourth Down Conv	0 of 1	0 of 2
Red Zone Scores-Att	2-3	0-0
Sacks-Yds	3-24	2-18
Field Goals	0-0	2-2

RUSHING: Rice - Quinton Jackson 22-119-1; Daelen Alexander 15-74; Aaron Turner 1-17-1; Landon Ranson-Goelz 1-7; Tyson Thompson 1-6; Drayden Dickmann 1-(-1); Team 2-(-3); Chase Jenkins 12-(-13). Louisiana - Bill Davis 11-58; Walker Howard 9-47-1; Zylan Perry 11-46.

PASSING: Rice - Chase Jenkins 7-9-0-45-0. Louisiana - Walker Howard 10-22-1-88-0; Daniel Beale 0-6-0-0-0.


RECEIVING: Rice - Drayden Dickmann 3-44; Aaron Turner 2-3; Tyson Thompson 1-4; Quinton Jackson 1-(-6). Louisiana - Shelton Sampson, Jr. 4-59; Bill Davis; 1-7; Jaydon Johnson 1-7; KeDarius Wade 1-6; Caden Jenson 1-4; Landon Strother 1-4; Zylan Perry 1-1.


INTERCEPTIONS: Rice - Jack Kane 1-0. Louisiana - None.


FUMBLES: Rice - None. Louisiana - Walker Howard 1-1.

SACKS: Rice - Joseph Mutombo 1.0-12; Tony Anyanwu 1.0-7; Michael Daley 1.0-5. Louisiana - Terrence Williams 1.0-13; Jaelen Crider 1.0-5.

TACKLES (UA-A): Rice - Andrew Awe 4-3; Peyton Stevenson 3-3; Tony Anyanwu 4-0; Michael Daley 2-2; Omari Porter 3-0; Daveon Hook 3-0; Khary Crump 2-1; Ejike Adele 2-1; Ty Morris 1-2; Joseph Mutombo 2-0; Marcus Williams 2-0; Chris Clark-Jolivet 2-0; Jak Kane 2-0; Aquantis Clemmons 1-1; Demone Green 1-0; Ephraim Dotson 0-1. Louisiana - Jaden Dugger 8-2; Terrence Williams 8-0; Jake St. Andre 6-0; Cameron Whitfield 3-2; Ashley Williams 4-0; Jalen Clark 3-1; Courtline Flowers 3-0; Caleb Kibodi 3-0; Tyree Skipper 3-0; Jordan Lawson 2-1; Lorenzell Dubose 2-0; Jaelen Crider 2-0; Trae Tomlinson 2-0; Kadarius Miller 1-1; Key'Savalyn Barnes 1-0; Avery Demery 1-0; Kody Jackson 1-0; Lance Williams 0-1.

Sept. 6, 2025 • Rice Stadium (30,116) • Houston, Texas						
	HOUSTON					35
	RICE					9
HOUSTON - Houston broke open a tightly fought contest with 21 fourth-quarter points to retain the Bayou Bucket with a 35-9 win over Rice on Saturday night at Rice Stadium.						
Score by Quarters	1	2	3	4	F	
Houston Cougars	0	7	7	21	35	Record: (2-0, 0-0)
Rice Owls	0	3	0	6	9	Record: (1-1, 0-0)
Scoring Summary						
2nd	09:20 RICE - Gota 42-yd field goal					
	00:40 UH - Connors 54-yd run (Sanchez kick)					
3rd	06:24 UH - Weigman 9-yd run (Sanchez kick)					
4th	14:53 UH - James 37-yd INT return (Sanchez kick)					
	09:02 RICE - Jenkins 3-yd run (Jenkins pass failed)					
	08:19 UH - Johnson 74-yd pass from Weigman (Sanchez kick)					
	03:40 UH - Connors 42-yd run (Sanchez kick)					
			UH		RICE	
FIRST DOWNS			14		16	
Rushing			8		12	
Passing			6		4	
Penalty			0		0	
Rushing Attempts			38		53	
Yds Gained Rushing			217		213	
Yds Lost Rushing			13		36	
NET YDS RUSHING			204		177	
NET YDS PASSING			188		51	
Comp-Att-Int			15-22-0		11-13-1	
TOTAL PLAYS-YDS			60-392		66-228	
Fumbles-Lost			1-0		1-1	
Penalties-Yards			2-23		1-10	
Punts-Avg			5-45.2		7-39.9	
Punt Ret-Yds-TD			1-2-0		1-11-0	
KO Ret-Yds-TD			1-28-0		2-42-0	
INT Ret-Yds-TD			1-37-1		0-0-0	
Possession Time			27:14		32:46	
Third Down Conv			9 of 16		4 of 15	
Fourth Down Conv			0 of 1		0 of 2	
Red Zone Scores-Att			1-1		2-2	
Sacks-Yds			3-24		3-6	
Field Goals			0-1		1-1	
RUSHING: Houston - Dean Connors 13-132-2; Stacy Sneed 9-36; Conner Weigman 10-23-1; DJ Butler 4-11; Zane Smith 1-5; Team 1-(-3). Rice - Daelen Alexander 10-55; Quinton Jackson 15-52; Chase Jenkins 14-33-1; D'Andre Hardeman 6-23; Tyson Thompson 2-14; Aaron Turner 2-4; Semaj Pierre 1-2; Drayden Dickmann 3-(-6).						
PASSING: Houston - Conner Weigman 15-22-0188-1. Rice - Chase Jenkins 10-12-1-50-0; Drew Devillier 1-1-0-1-0.						
RECEIVING: Houston - Stephon Johnson 1-74-1; Tanner Koziol 6-52; Amare Thomas 2-16; Mekhi Mews 1-16; Stacy Sneed 1-14; Luke McGary 2-13; Dean Connors 2-3. Rice - Aaron Turner 3-24; Landon Ransom-Goelz 1-11; Drayden Dickmann 4-8; Artis Cole 1-4; Tyson Thompson 1-3; David Kasemervisz 1-1.						
INTERCEPTIONS: Houston - Will James 1-37-1. Rice - None.						
FUMBLES: Houston - None. Rice - D'Andre Hardeman 1-1.						
SACKS: Houston - Eddie Walls 1.0-11; Corey Platt, Jr. 1.0-5; Slone Fotu 0.5-4; Brandon Mack 0.5-4. Rice - Ty Morris 1.0-3; Michael Daley 1.0-1; Blake Boenisch 0.5-1; Joseph Mutombo 0.5-1.						
TACKLES (UA-A): Houston - Latrell McCutchin, Sr. 6-5; Carlos Allen 3-6; Wrook Brown 2-6; Eddie Walls III 4-3; Jalen Garner 1-6; Kentrell Webb 5-1; Jordan Allen 4-2; Slone Fotu 0-6; Brandon Mack 1-3; Travis Buhake 1-3; Corey Platt, Jr. 1-3; Will James 1-2; Marc Stampley II 1-2; Khalil Laufau 1-2; Latreveon McCutchin 0-3; Johnsley Barbas 0-2; Chance Bryant 1-0; BlaeK Thompson 1-0; Keaney Parks 1-0; Carmycah Glass 0-1; Jesus Machado 0-1; Zelmar Vedder 0-1. Rice - Ty Morris 6-9; Jack Kane 3-8; Andrew Awe 3-4; Peyton Stevenson 1-3; Blaise Tita 3-0; Marcus Williams 3-0; Tony Anyanwu 1-2; Matthew Aribisala 1-2; Khary Crump 0-3; Omari Porter 2-0; Ejike Adele 1-1; Michael Daley 1-1; Blake Boenisch 0-2; Chib-by Nwajuaku 0-2; Bailey Fletcher 1-0; Chris-Clark Jolivet 1-0; Joseph Mutombo 0-1; Cade McMillan 0-1; Elroyal Morris 0-1; Jerrick Harper 0-1.						

Sept. 13, 2025 • Rice Stadium (22,260) • Houston, Texas						
	PRAIRIE VIEW A&M					17
	RICE					38
HOUSTON - Chase Jenkins became the first Rice quarterback to rush for more than 100 yards since 2012, finishing with 124 yards and throwing for 87 more to lead Rice to a 38-17 win over Prairie View A&M at Rice Stadium on Saturday night.						
Score by Quarters	1	2	3	4	F	
Prairie View A&M Panthers	7	0	3	7	17	Record: (1-2, 1-0)
Rice Owls	7	17	7	7	38	Record: (2-1, 0-0)
Scoring Summary						
1st	08:34 PVAMU - Jones 12-yd pass from Carter (Webb kick)					
	02:28 RICE - Jenkins 3-yd run (Gota kick)					
2nd	11:47 RICE - Turner 52-yd run (Gota kick)					
	04:56 RICE - Jackson 1-yd run (Gota kick)					
	00:50 RICE - Gota 49-yd field goal					
3rd	12:19 RICE - Ransom-Goelz 34-yd pass from Jenkins (Gota kick)					
	02:41 PVAMU - Webb 28-yd field goal					
4th	05:40 RICE - Thompson 22-yd pass from Devillier (Allen kick)					
	01:41 PVAMU - Carter 5-yd run (Webb kick)					
			PVAMU		RICE	
FIRST DOWNS			18		28	
Rushing			7		19	
Passing			8		6	
Penalty			3		3	
Rushing Attempts			32		60	
Yds Gained Rushing			130		369	
Yds Lost Rushing			30		22	
NET YDS RUSHING			100		347	
NET YDS PASSING			151		114	
Comp-Att-Int			13-28-0		12-19-0	
TOTAL PLAYS-YDS			60-251		79-461	
Fumbles-Lost			1-0		2-0	
Penalties-Yards			7-54		6-58	
Punts-Avg			5-38.6		1-51.0	
Punt Ret-Yds-TD			0-0-0		2-4-0	
KO Ret-Yds-TD			1-17-0		1-11-0	
INT Ret-Yds-TD			0-0-0		0-0-0	
Possession Time			23:38		36:22	
Third Down Conv			7 of 15		6 of 14	
Fourth Down Conv			0 of 1		3 of 4	
Red Zone Scores-Att			3-3		2-2	
Sacks-Yds			1-5		2-14	
Field Goals			1-1		1-2	
RUSHING: Prairie View A&M - Tevin Carter 15-65-1; Lamagea McDowell 1-14; Tyler Nelson 1-11; Chase Bingmon 11-10; Jeremiah Aaron 1-3; Shadrick Byrd 2-2; Brandon Campbell 1-(-5). Rice - Chase Jenkins 21-124-1; Aaron Turner 5-68-1; Quinton Jackson 9-42-1; Semaj Pierre 2-31; D'Andre Hardemann 5-29; Daelen Alexander 7-20; Tyvonn Byars 2-19; Carson Morgan 2-11; Patrick Crayton, Jr. 2-8; Drew Deviller 2-1; Tyson Thompson 1-(-1); Drayden Dickmann 2-(-5).						
PASSING: Prairie View A&M - Tevin Carter 12-27-0-131-1; Cameron Peters 1-1-0-20-0. Rice - Chase Jenkins 10-16-0-87-1; Drew Deviller 2-3-0-27-1.						
RECEIVING: Prairie View A&M - Jyzaiah Rockwell 6-92; Travon Jones 1-12-1; Jeremiah Aaron 1-11; Cameron Bonner 1-11; Chase Bingmon 1-10; William Taylor 1-10; Brandon Campbell 1-6; Shadrick Byrd 1-(-1). Rice - Landon Ransom-Goelz 3-46-1; Drayden Dickmann 4-32; Tyson Thompson 1-22; Aaron Turner 2-6; David Kasemervisz 1-5; D'Andre Hardemann 1-3.						
INTERCEPTIONS: Prairie View A&M - None. Rice - None.						
FUMBLES: Prairie View A&M - Tevin Carter 1-0. Rice - Chase Jenkin 1-0; Tyson Thompson 1-0.						
SACKS: Prairie View A&M - Jayven Jackson 1.0-5. Rice - Cooper King 1.0-7; Andrew Awe 0.5-4; Chibby Nwajuaku 0.5-3.						
TACKLES (UA-A): Prairie View A&M - Darrell Starling 4-7; Kamren Amao 5-5; Trinity Ward 5-3; Eric Zachery 3-4; Travor Randle 2-5; Jayven Jackson 3-3; Jaylon Shelton 3-2; Mandel Eugene, Jr. 3-1; Josh Williamson 2-2; Malik Gucake 2-2; Molik Mason 1-3; Sterling Roberts 0-4; Premiere Whitley 0-3; Kennedy Parker 1-1; Skylon Jean-Louis 1-1; Matthew Moore 1-1; Nick Haynes 0-2; Joseph Alcala 1-0; Ashton Ojiauku 1-0; Shadrick Byrd 0-1; Jaberrek Hopkins 0-1; Jeremiah Aaron 0-1; DeAlo McGee 0-1. Rice - Andrew Awe 2-3; Luca Akirtava 2-2; Peyton Stevenson 3-0; Bailey Fletcher 3-0; Tony Anyanwu 2-1; Cooper King 2-1; Beau Barton 1-2; Jack Kane 2-0; Moh Bility 2-0; Matthew Aribisala 1-1; Ty Morris 1-1; Khary Crump 1-1; Jerrick Harper 1-1; Blaek Boenisch 0-2; Sam Carrell 0-2; Omari Porter 1-0; Demone Green 1-0; Jo Chavez 1-0; Ty Thames 1-0; Plae Wyatt 1-0; Dillan Botts 0-1; Marcus Williams 0-1; Chibby Nwajuaku 0-1; Chris Clark-Jolivet 0-1; D'Andre Hardemann 0-1; Ethan Broughman 0-1; Blaise Tita 0-1.						

Sept. 18, 2025 • Jerry Richardson Stadium (13,397) • Charlotte, N.C.						
	RICE					28
	CHARLOTTE					17
CHARLOTTE - Rice rushed for 255 yards, and Daelen Alexander scored two touchdowns, as the Owls knocked off Charlotte in both teams American Conference opener 28-17.						
Score by Quarters	1	2	3	4	F	
Rice Owls	7	7	7	7	28	Record: (3-1, 1-0)
Charlotte 49ers	3	6	0	8	17	Record: (1-3, 0-1)
Scoring Summary						
1st	08:51 CHA - Boyd 29-yd field goal					
	04:25 RICE - Dickmann 9-yd pass from Jenkins (Gota kick)					
2nd	07:55 CHA - Boyd 25-yd field goal					
	02:23 CHA - Boyd 40-yd field goal					
	01:18 RICE - 34-yd run (Gota kick)					
3rd	11:33 RICE - Alexander 13-yd run (Gota kick)					
	10:31 RICE - Alexander 1-yd run (Gota kick)					
4th	07:27 CHA - Nicholas 31-yd pass from Loftis (Nicholas pass from Loftis)					
			RICE		CHA	
FIRST DOWNS			17		22	
Rushing			11		5	
Passing			6		12	
Penalty			0		5	
Rushing Attempts			46		32	
Yds Gained Rushing			265		133	
Yds Lost Rushing			10		58	
NET YDS RUSHING			255		75	
NET YDS PASSING			98		259	
Comp-Att-Int			9-12-0		23-44-0	
TOTAL PLAYS-YDS			58-353		76-334	
Fumbles-Lost			0-0		2-1	
Penalties-Yards			7-82		5-43	
Punts-Avg			6-45.3		5-44.4	
Punt Ret-Yds-TD			0-0-0		2-42-0	
KO Ret-Yds-TD			0-0-0		0-0-0	
INT Ret-Yds-TD			0-0-0		0-0-0	
Possession Time			30:12		29:48	
Third Down Conv			5 of 12		8 of 18	
Fourth Down Conv			0 of 0		1 of 1	
Red Zone Scores-Att			3-3		2-2	
Sacks-Yds			6-45		0-0	
Field Goals			0-1		3-4	
RUSHING: Rice - Quinton Jackson 12-80; Daelen Alexander 10-73-2; Chase Jenkins 10-71-1; D'Andre Hardemann 5-13; Tyson Thompson 1-8; Tyvonn Byars 2-5; Aaron Turner 3-3; Semaj Pierre 1-3; Landon Ransom-Goelz 2-(-1). Charlotte - Rod Gainey, Jr. 8-51; Cameren Smith 7-28; Conner Harrell 3-22; Jariel Cobb 2-10; C.J. Stokes 3-(-1); Grayson Loftis 9-(-35).						
PASSING: Rice - Chase Jenkins 8-11-0-87-1; Drew Deviller 1-1-0-11-0. Charlotte - Grayson Loftis 15-31-0-186-1; Conner Harrell 8-13-0-73-0.						
RECEIVING: Rice - Drayden Dickmann 4-39-1; Aaron Turner 2-16; Tyson Thompson 1-37; Landon Ransom-Goelz 2-6. Charlotte - Javen Nicholas 5-93-1; Sean Brown 3-47; Gus McGee 3-31; Miles Burris 3-28; E. Jai Mason 4-24; Joseph Bears III 1-11; C.J. Stokes 1-11; Tai'r Brooks 1-9; Cameren Smith 3-1; Rod Gainey Jr., 1-1.						
INTERCEPTIONS: Rice - None. Charlotte - None.						
FUMBLES: Rice - None. Charlotte - C.J. Stokes 1-0; Grayson Loftis 1-1.						
SACKS: Rice - Michael Daley 2.5-16; Tony Anyanwu 2.0-10; Ty Morris 1.0-17; Aquantis Clemmons 0.5-2. Charlotte - None.						
TACKLES (UA-A): Rice - Andrew Awe 6-5; Ty Morris 5-3; Marcus Williams 6-0; Jo Chavez 2-4; Tony Anyanwu 3-1; Dillan Botts 3-0; Omari Porter 2-1; Michael Daley 2-1; Ejike Adele 1-2; Khary Crump 2-0; Chris Clark-Jolivet 1-1; Peyton Stevenson 1-1; Aquantis Clemmons 0-2; Blaek Boenisch 1-0; Chibby Nwajuaku 1-0; Sam Carrell 0-1; Matthew Aribisala 0-1; Blaise Tita 0-1. Charlotte - Randy Franklin 5-3; Shay Taylor 3-4; Reid Williford 2-4; CJ Clink-scales 4-1; Cary Grant 3-2; Gavin Willis 1-4; Caleb Curtain 2-2; Jaylon Johnson 1-3; Derrick Edwards 2-1; Kadin Schmitz 1-2; Jamarriion Solomon 1-2; Ja'Qurious Conley 2-0 ;Dwight Bootle II 1-1; Caleb Irving 0-2; Xavier Miles 1-0; Jorel Liverpool 0-1; Cheick Kaba 0-1; Jalar Holley 0-1; Curtis Simpson 0-1; Braden Mullen 0-1.						

GAME 11 VS. NORTH TEXAS



Sept. 27, 2025 • Navy-Marine Corps Memorial Stadium (28,873) • Annapolis, Md.

	RICE	13
	NAVY	21

ANNAPOLIS, MD. - After falling behind early to Navy, Rice made a late rally, scoring 10 points in the third quarter. But it was not enough, as the Owls saw their two-game win streak snapped Saturday afternoon, 21-13, at Navy-Marine Corps Memorial Stadium.

Score by Quarters	1	2	3	4	F	
Rice Owls	0	0	3	10	13	Record: (3-2, 1-1)
Navy Midshipmen	7	7	0	7	21	Record: (4-0, 3-0)

Scoring Summary

1st 07:04 NAVY - Hutchison 2-yd run (Kirkwood kick)
 2nd 14:56 NAVY - Horvath 8-yd run (Kirkwood kick)
 3rd 00:22 RICE - Gota 35-yd field goal
 4th 10:33 NAVY - Horvath 2-yd run (Kirkwood kick)
 07:05 RICE - Dickmann 3-yd pass from Jenkins (Gota kick)
 00:24 RICE - Gota 44-yd field goal

	RICE	NAVY
FIRST DOWNS	13	19
Rushing	7	11
Passing	5	8
Penalty	1	0
Rushing Attempts	39	48
Yds Gained Rushing	141	290
Yds Lost Rushing	21	7
NET YDS RUSHING	120	283
NET YDS PASSING	114	172
Comp-Att-Int	12-21-0	8-13-1
TOTAL PLAYS-YDS	60-234	61-455
Fumbles-Lost	0-0	0-0
Penalties-Yards	5-35	10-85
Punts-Avg	5-46.2	3-42.0
Punt Ret-Yds-TD	0-0-0	1-5-0
KO Ret-Yds-TD	3-49-0	0-0-0
INT Ret-Yds-TD	1-7-0	0-0-0
Possession Time	26:31	33:29
Third Down Conv	4 of 15	7 of 12
Fourth Down Conv	4 of 5	1 of 2
Red Zone Scores-Att	2-2	3-3
Sacks-Yds	0-0	2-9
Field Goals	2-2	0-1

RUSHING: Rice - Quinton Jackson 15-60; Chase Jenkins 12-33; D'Andre Hardemann 7-21; Daelen Alexander 3-6; Drayden Dickmann 20-0. **Navy** - Blake Horvath 21-110-2; Alex Tecza 11-104; Brandon Chatman 5-36; Eli Heidenreich 6-23; Jackson Gutierrez 2-6; Charles Robinson 1-3; Luke Hutchison 1-2; Team 1-(-1).

PASSING: Rice - Chase Jenkins 12-21-0-114-1. **Navy** - Blake Horvath 8-13-1-172-0.

RECEIVING: Rice - Drayden Dickmann 3-45-1; Braylen Walker 4-33; Aaron Turner 4-27; Ryan Guillo 1-9. **Navy** - Alex Tecza 3-53; Eli Heidenreich 2-44; Luke Hutchison 1-34; Brandon Chatman 1-26; Nathan Kent 1-15.

INTERCEPTIONS: Rice - Plae Wyatt 1-7. **Navy** - None.

FUMBLES: Rice - None. **Navy** - None.

SACKS: Rice - None. **Navy** - Luke Pirris 1.0-5; Griffen Willis 1.0-4.

TACKLES (UA-A): Rice - Marcus Williams 6-6; Andrew Awe 3-6; Michael Daley 3-3; Peyton Stevenson 2-4; Ty Morris 3-2; Tony Anyanwu 3-1; Plae Wyatt 2-2; Omari Porter 2-1; Chibby Nwajaku 2-1; Blake Boenisch 2-1; Dillan Botts 0-3; Aquantis Clemmons 1-1; Khary Crump 0-2; Chris Clark-Jolivet 0-2; Blaise Tita 1-0; Jo Chavez 0-1; Carson Morgan 0-1; Jerrick Harper 0-1. **Navy** - MarcAnthony Parker 6-7; Seth English 4-2; Luke Pirris 3-2; Griffen Willis 2-3; Giuseppe Sessi 1-4; Adam Klenk 0-5; Job Grant 0-5; Kenneth McShan 2-2; Ira Oniha 1-3; Phillip Hamilton 3-0; Bryce Allen 2-1; Julien Moutome 1-2; Jaxson Campbell 1-2; Justin Ross 2-0; Landon Robinson 0-2; Gavin Noe 0-1; Maxwell Williams 0-1; Brandon Chatman 0-1; Toran Smith 0-1; Trent Gillis 0-1; Coleman Cauley 0-1.

Oct. 4, 2025 • Rice Stadium (22,999) • Houston, Texas

	FLORIDA ATLANTIC	27
	RICE	21

HOUSTON - Quinton Jackson rushed for a career-high 128 yards and Chase Jenkins ran for one touchdown and threw for another, but Florida Atlantic took a 27-21 win at Rice Stadium on Saturday night.

Score by Quarters	1	2	3	4	F	
Florida Atlantic Owls	14	3	7	3	27	Record: (2-3, 1-1)
Rice Owls	7	0	7	7	21	Record: (3-3, 1-2)

Scoring Summary

1st 13:34 RICE - Jackson 68-yd run (Gota kick)
 11:23 FAU - Kirch 30-yd pass from Veltkamp (Smith kick)
 06:57 FAU - Waseem 38-yd pass from Veltkamp (Smith kick)
 2nd 04:36 FAU - Smith 36-yd field goal
 3rd 04:44 RICE - Dickmann 46-yd pass from Jenkins (Gota kick)
 01:50 FAU - Kirch 2-yd pass from Veltkamp (Smith kick)
 4th 06:03 FAU - Smith 26-yd field goal
 03:19 RICE - Jenkins 2-yd run (Gota kick)

	FAU	RICE
FIRST DOWNS	20	18
Rushing	8	10
Passing	10	6
Penalty	2	2
Rushing Attempts	33	48
Yds Gained Rushing	109	230
Yds Lost Rushing	6	17
NET YDS RUSHING	103	213
NET YDS PASSING	290	137
Comp-Att-Int	23-33-1	12-17-0
TOTAL PLAYS-YDS	66-393	65-350
Fumbles-Lost	1-1	0-0
Penalties-Yards	6-55	4-54
Punts-Avg	2-38.5	4-47.5
Punt Ret-Yds-TD	3-43-0	1-(-2)-0
KO Ret-Yds-TD	1-3-0	1-23-0
INT Ret-Yds-TD	0-0-0	1-0-0
Possession Time	28:46	31:14
Third Down Conv	8 of 14	10 of 16
Fourth Down Conv	2 of 2	0 of 1
Red Zone Scores-Att	3-3	1-1
Sacks-Yds	1-10	0-0
Field Goals	2-2	0-0

RUSHING: Florida Atlantic - Xavier Terrell 20-69; Kaden Shields-Dutton 4-19; Gemari Sands 3-9; Caden Veltkamp 5-7; Team 1-(-1). **Rice** - Quinton Jackson 19-128-1; D'Andre Hardemann 9-34; Chase Jenkins 8-20-1; Aaron Turner 5-17; Daelen Alexander 6-13; Drayden Dickmann 1-1.

PASSING: Florida Atlantic - Caden Veltkamp 23-33-1-290-3. **Rice** - Chase Jenkins 12-17-0-137-1


RECEIVING: Florida Atlantic - Easton Messer 11-110; Asaad Waseem 3-89-1; Michael Kirch 4-82-2; Jayshon Platt 2-6; Dom Henry 1-5; Gemari Sands 1-(-1); Xavier Terrell 1-(-1). **Rice** - Drayden Dickmann 4-61-1; Aaron Turner 5-50; Braylen Walker 2-16; Payton Matthews 1-10.

INTERCEPTIONS: Florida Atlantic - None. **Rice** - Peyton Stevenson 1-0.

FUMBLES: Florida Atlantic - Easton Messer 1-1. **Rice** - None.

SACKS: Florida Atlantic - Eric Brantley, Jr. 1.0-10. **Rice** - None.

TACKLES (UA-A): Florida Atlantic - Leon Hart, Jr. 5-5; Dillion Williams 4-4; Tyler Stolsky 4-4; Eric Brantley, Jr. 3-1; CJ Doggette, Jr. 2-2; Naejaun Barber 2-2; Jayden Sweeney 2-2; Chris Tooley III 2-2; Khmari Johnson 1-3; Damarius McGhee 2-1; Gavench Marcelin 2-1; Wendol Philord 2-1; Wilky Denaud 1-2; Chris Keys, Jr. 0-3; Terez Reid 1-1; Char'quez Lee 1-1; Deshaun Batiste 1-1; Damon Allen 1-1; Kyle Boylston 1-0; Earl Miller, Jr. 1-0; Derrick Rogers, Jr. 1-0; Josh Roberts 0-1; Tyclean Luman 0-1; Zion Paret 0-1. **Rice** - Andrew Awe 3-7; Marcus Williams 8-1; Ty Morris 5-3; Peyton Stevenson 3-4; Tony Anyanwu 2-4; Omari Porter 3-2; Blake Boenisch 2-3; Jo Chavez 1-3; Joseph Mutombo 0-3; Chibby Nwajaku 0-3; Blaise Tita 1-1; Chris Clark-Jolivet 1-1; Plae Wyatt 1-1; Jerrick Harper 1-0; Alex Bacchetta 1-0; Aquantis Clemmons 0-1; Dillan Botts 0-1.

Oct. 11, 2025 • The Alamodome (22,058) • San Antonio, Texas		
	RICE	13
	UTSA	61

SAN ANTONIO, Texas - Daelen Alexander rushed for a career-high 129 yards, but it was not enough, as UTSA scored on its first three possessions on its way to a 61-13 victory, Saturday night at the Alamodome.

Score by Quarters	1	2	3	4	F	
Rice Owls	3	7	0	3	13	Record: (3-4, 1-3)
UTSA Roadrunners	21	17	23	0	61	Record: (3-3, 1-1)

Scoring Summary

1st	12:47 UTSA - Henry 1-yd run (Petro kick) 07:53 RICE - Gota 36-yd field goal
2nd	04:41 UTSA - McCuin 2-yd pass from McCown (Petro kick) 00:54 UTSA - Wilson 20-yd pass from McCown (Petro kick) 11:39 UTSA - Allen 43-yd pass from McCown (Petro kick)
	04:57 UTSA - Petro 45-yd field goal 02:15 UTSA - Henderson III 43-yd run (Petro kick)\
	01:15 RICE - Alexander 3-yd run (Gota kick)
3rd	14:16 UTSA - Blackshire 17-yd interception return (Petro kick) 11:45 UTSA - Banks, Jr. 45-yd fumble return (Petro kick) 04:15 UTSA - Safety
4th	04:00 UTSA - Henderson III 57-yd run (Petro kick) 09:41 RICE - Allen 45-yd field goal

	RICE	UTSA
FIRST DOWNS	12	21
Rushing	8	9
Passing	3	8
Penalty	1	4
Rushing Attempts	50	34
Yds Gained Rushing	246	216
Yds Lost Rushing	56	25
NET YDS RUSHING	190	191
NET YDS PASSING	79	246
Comp-Att-Int	10-19-1	16-25-0
TOTAL PLAYS-YDS	69-269	59-437
Fumbles-Lost	4-1	1-0
Penalties-Yards	6-65	6-50
Punts-Avg	5-45.0	3-41.3
Punt Ret-Yds-TD	0-0-0	2-32-0
KO Ret-Yds-TD	2-40-0	1-21-0
INT Ret-Yds-TD	0-0-0	1-17-1
Possession Time	32:35	27:25
Third Down Conv	6 of 18	4 of 10
Fourth Down Conv	1 of 4	1 of 2
Red Zone Scores-Att	2-2	4-4
Sacks-Yds	1-12	2-26
Field Goals	2-2	1-1

RUSHING: Rice - Daeien Alexander 12-129-1; Tyvonn Byars 6-47; D'Andre Hardemann 9-21; Chase Jenkins 3-7; Aaron Turner 2-7; Carson Morgan 3-7; Quinton Jackson 3-6; Drew Devillier 1-5; Lucas Scheerhorn 3-0; Semaj Pierre 1-(-1); Team 1-(-7); Patrick Crayton, Jr. 5-(-30). **UTSA** - Will Henderson III 5-115-2; Robert Henry 12-64-1; Bryson Donnell 4-10; A'Marion Peterson 2-6; Brandon Tennison 2-5; John Emery, Jr. 4-4; Patrick Overmyer 1-2; Team 2-(-3); Owen McCown 2-(-12).

PASSING: Rice - Chase Jenkins 1-3-0-33-0; Lucas Scheerhorn 3-4-0-24-0; Drew Devillier 3-6-0-19-0; Patrick Crayton, Jr. 3-6-1-3-0. **UTSA** - Owen McCown 15-21-0-236-3; Brandon Tennison 1-4-0-10-0.


RECEIVING: Rice - Drayden Dickmann 2-33; James Falk 1-20; Payton Matthews 1-13; Aaron Turner 3-10; Semaj Pierre 3-3. **UTSA** - AJ Wilson 2-77-1; Devin McCuin 3-64-1; DJ Allen 3-53-1; Jamel Hardy 2-20; Dan Dishman 1-12; Makhi Anderson 1-10; David Amador II 2-8; Houston Thomas 1-2; Jaren Randle 1-0.

INTERCEPTIONS: Rice - None. **UTSA** - Kendrick Blackshire 1-17-1.

FUMBLES: Rice - James Falk 1-0; Aaron Turner 1-0; Patrick Crayton, Jr. 1-1. **UTSA** - Elliott Brow 1-0.

SACKS: Rice - Daveon Hook, 1.0-12. **UTSA** - Marcellus Wilkerson 1.0-19; Kendrick Blackshire 1.0-7.

TACKLES (UA-A): Rice - Daveon Hook 3-2; Andrew Awe 2-3; Marcus Williams 2-2; Jack Kane 2-2; Tyt Morris 1-3; Peyton Stevenson 2-1; Jerrick Harper 2-1; Demone Green 1-2; Plae Wyatt 1-2; Cooper King 0-3; Tony Anyanwu 2-0; Khary Crump 2-0; Ethan Broughman 2-0; LaVonte Johnson 1-1; Sam Carrell 1-1; Beau Barton 1-1; Omari Porter 1-0; Chibby Nwajuaku 1-0; Aquantis Clemmons 1-0; Carson Morgan 1-0; Bailey Fletcher 1-0; Chris Clark-Jolivet 0-1; Dillan Bots 0-1; Matthew Arbisala 0-1; Robert Rooks 0-1. **UTSA** - Elijah Newell 5-2; Shad Banks, Jr. 6-0; Nnanna Anyanwu 5-0; James Walley, Jr. 4-1; Ian Jackson 3-1; Kendrick Blackshire 3-0; Chidera Otutu 2-1; Jakevian Rodgers 2-0; Marcellus Wilkerson 2-0; Darion White 2-0; Jimmy Wyrick 2-0; Tai Leonard 2-0; KK Meier 2-0; Corey Walls 2-0; Fred Lewis 2-0; Chris Bryson II 1-1; Kaiaon Roberts-Day 0-2; Cam Blaylock 0-2; Vic Shaw 1-0; Davin Martin 1-0; Tyan Milton 1-0; Owen Pewee 1-0; Jermarius Lewis 1-0; Lawrence Brown, Jr. 1-0; Jonathan Jones 1-0; Cameron Upshaw, Jr. 1-0; Armoni Rue 1-0; Brandon Tucker, Jr. 0-1; Bryce Gray 0-1; Jameian Buxton 0-1; Alpha Khan 0-1.

Oct. 25, 2025 • Rice Stadium (21,122) • Houston, Texas		
	CONNECTICUT	34
	RICE	37

HOUSTON - Quinton Jackson capped off a performance for the ages by dashing 23 yards for the winning score as an energized Rice team snapped a three-game losing streak with a 37-34 win over UConn at Rice Stadium on Saturday.

Score by Quarters	1	2	3	4	OT	2OT	F	
Connecticut Huskies	7	14	3	0	7	3	34	Record: (5-3)
Rice Owls	3	14	0	7	7	6	37	Record: (4-4)

Scoring Summary

1st	11:05 UCONN - Bell 80-yd pass from Fagnano (Freeman kick) 01:03 RICE - Gota 38-yd field goal
2nd	11:08 RICE- Jackson 73-yd run (Gota kick) 01:48 UCONN - Edwards 12-yd pass from Fagnano (Freeman kick) 01:35 RICE - Jackson 75-yd pass from Jenkins (Gota kick) 00:49 UCONN - Vereen 34-yd pass from Fagnano (Freeman kick)
3rd	06:06 UCONN - Freeman 45-yd field goal
4th	11:46 RICE - Hardemann 10-yd run (Gota kick)
OT	00:00 RICE - Jackson 6-yd run (Gota kick) 00:00 UCONN - Edwards 5-yd run (Freeman kick)
2OT	00:00 UCONN - Freeman 41-yd field goal 00:00 RICE - Jackson 23-yd run

	CONN	RICE
FIRST DOWNS	18	20
Rushing	5	13
Passing	13	7
Penalty	0	0
Rushing Attempts	26	56
Yds Gained Rushing	113	334
Yds Lost Rushing	8	34
NET YDS RUSHING	105	300
NET YDS PASSING	449	491
Comp-Att-Int	32-48-0	17-22-0
TOTAL PLAYS-YDS	74-449	78-491
Fumbles-Lost	0-0	2-0
Penalties-Yards	2-30	1-5
Punts-Avg	8-46.6	8-45.1
Punt Ret-Yds-TD	2-21-0	1-4-0
KO Ret-Yds-TD	1-11-0	1-14-0
INT Ret-Yds-TD	0-0-0	0-0-0
Possession Time	27:32	32:28
Third Down Conv	5 of 17	6 of 18
Fourth Down Conv	1 of 1	1 of 2
Red Zone Scores-Att	2-2	3-3
Sacks-Yds	1-8	0-0
Field Goals	2-3	1-1

RUSHING: Connecticut - Cam Edwards 16-59-1; Oliver Lundberg Coleman 2-19; Victor Rosa 2-10; Joe Fagnano 3-10; MJ Flowers 2-9; Team 1-(-2). **Rice** - Quinton Jackson 21-168-3; Chase Jenkins 17-57; D'Andre Hardeman 6-41-1; Drayden Dickmann 1-16; Daelen Alexander 5-9; Landon Ransom-Goetzl 1-7; Aaron Turner 4-3; Team 1-(-1).

PASSING: Connecticut - Joe Fagnano 32-48-0-344-3. **Rice** - Chase Jenkins 17-22-0-191-1.

RECEIVING: Connecticut - Skyler Bell 8-158-1; Juice Vereen 2-38-1; John Neider 2-38; Victor Rosa 6-29; Cam Edwards 3-24-1; Reymello Murphy 4-19; Terrence Smith 1-16; Louis Hansen 2-8; Alex Hinig 1-7; Shamar Porter 1-6; MJ Flowers 1-2; Jackson Harper 1-(-1). **Rice** - Quinton Jackson 3-80-1; Aaron Turner 7-49; Drayden Dickmann 4-30; Micah Barnett 1-28; Tyson Thompson 1-6; Semaj Pierre 1-(-2).

INTERCEPTIONS: Connecticut - None. Rice - None.


FUMBLES: Connecticut - None. **Rice** - Chase Jenkins 1-0.

SACKS: Connecticut - Stephon Wright 1.0-8. **Rice** - None.

TACKLES (UA-A): Connecticut - Bryun Parham 7-8; Malachi McLean 5-4; Lee Molette III 2-7; Oumar Damiande 3-4; D'Mon Brinson 4-2; Cam Chadwick 4-1; Donovan Branch 4-0; Antoneo Harris, Jr. 4-0; Amir Newkirk 2-2; Devin Pringle 3-0; Aaron Key 2-1; Stephen Wright 2-1; Vincent Carroll-Jackson 1-2; Tyrece Mills 2-0; Trent Jones 1-1; Matt Hoffman 0-2; Osiris Gilbert 1-0; Marquis Black 0-1; Victor Rosa 0-1; Zach Christianat 0-1. **Rice** - Tony Anyanwu 3-6; Marcus Williams 5-3; Jo Chavez 5-2; Ty Morris 4-3; Andrew Awe 4-2; Daveon Hook 4-2; Jerrick Harper 3-3; Omari Porter 2-2; Blake Boenisch 2-2; Aquantis Clemmons 1-2; Chibby Nwajuku 0-3; Peyton Stevenson 1-1; Jack Kane 1-0; Michael Amey III 1-0; Chris Bruce 1-0 1-0; Chris Clark-Jolivet 1-0; Ty Thames 0-1..

GAME 11 VS. NORTH TEXAS



Oct. 31, 2025 • Rice Stadium (20,197) • Houston, Texas		
	NO. 25 MEMPHIS	38
	UTSA	14

HOUSTON - No. 25 Memphis scored on five of its first six possessions and held Rice at bay for most of the game on its way to a 38-14 Halloween Night win at Rice Stadium on Friday night.

Score by Quarters	1	2	3	4	F	
No. 25 Memphis Tigers	14	17	7	0	38	Record: (8-1, 4-1)
Rice Owls	0	7	0	7	14	Record: (4-5, 1-4)

Scoring Summary

1st	10:35 UM - Lewis 18-yd run (Spetic kick)
	02:34 UM - Peasant 2-yd run (Spetic kick)
2nd	12:25 UM - Peasant 1-yd run (Spetic kick)
	07:54 UM - Peasant 1-yd run (Spetic kick)
	02:03 RICE - Turner 12-yd pass from Jenkins (Gota kick)
	00:00 UM - Spetic 37-yd field goal
3rd	00:49 UM - Desrosiers, Jr. 2-yd run (Spetic kick)
4th	03:28 RICE - Byars 1-yd run (Allen kick)

	UM	RICE
FIRST DOWNS	20	13
Rushing	8	6
Passing	10	5
Penalty	2	2
Rushing Attempts	33	46
Yds Gained Rushing	150	149
Yds Lost Rushing	20	37
NET YDS RUSHING	130	112
NET YDS PASSING	225	100
Comp-Att-Int	18-23-0	11-17-1
TOTAL PLAYS-YDS	56-355	63-212
Fumbles-Lost	0-0	1-1
Penalties-Yards	5-36	6-78
Punts-Avg	5-41.0	6-48.3
Punt Ret-Yds-TD	1-0-0	1-7-0
KO Ret-Yds-TD	0-0-0	1-19-0
INT Ret-Yds-TD	1-23-0	0-0-0
Possession Time	27:38	32:22
Third Down Conv	4 of 10	3 of 1
Fourth Down Conv	0 of 0	3 of 4
Red Zone Scores-Att	6-6	2-3
Sacks-Yds	1-10	2-12
Field Goals	1-1	0-0

RUSHING: Memphis - Brendon Lewis 12-87-1; Greg Desrosiers, Jr. 7-28-1; Frank Peasant 10-24-3; Sutton Smith 2-0; Arrington Maiden 1-(-4); Team 1-(-5). **Rice** - Chase Jenkins 15-34; D'Andre Hardemann 6-31; Quinton Jackson 9-22; Tyvonn Byars 6-16-1; Daelen Alexander 6-13; Landon Ransom-Goelz 1-4; Drew Devillier 2-2; Drayden Dickmann 1-(-10).

PASSING: Memphis - Brendon Lewis 18-22-0-225-0; Arrington Maiden 0-1-0-0-0. **Rice** - Chase Jenkins 11-16-1-100-1; Drew Devillier 0-1-0-0-0.


RECEIVING: Memphis - Cortez Braham, Jr. 3-66; Bryce Dorsey 1-49; Jamari Hawkins 1-19; Marcello Bussey 3-17; Greg Desrosiers, Jr. 2-16; Jadon Thompson 1-16; Sutton Smith 2-11; Brady Kluse 1-11; Matt Adcock 1-10; Bryce Anderson 2-5; Frank Peasant 1-5. **Rice** - Tyvonn Byars 1-43; Aaron Turner 4-29-1; Drayden Dickmann 4-13; James Falk 1-9; Ryan Guillo 1-6.

INTERCEPTIONS: Memphis - Omarion Cooper 1-23. **Rice** - None.

FUMBLES: Memphis - None. **Rice** - Chase Jenkins 1-1.

SACKS: Memphis - Jalen Bell 0.5-5; Pooda Walker 0.5-5. **Rice** - Blake Boenisch 1.0-8; Tony Anyanwu 1.0-4.

TACKLES (UA-A): Memphis - Sam Brumfield 2-10; Kamari Wilson 5-6; Chris Bracy 8-2; DeMarco Ward 6-4; Pooda Walker 2-5; Everett Roussaw, Jr. 3-2; Jaidyn Denis 1-3; Omarion Cooper 1-2; William Whitlow, Jr. 1-1; Rayyan Buell 0-2; Isaiah Green 0-2; Jayden Flaker 0-2; Donovan Mathena 0-2; Ian Williams 1-0; CJ Smith 1-0; Jalen Bell 0-1; Jayden Marable 0-1; Taylor Burton 0-1; Drue Watts 0-1; Cam Burden 0-1; Samson Israel 0-1; Reggie Grimes II 0-1. **Rice** - Andrew Awe 3-9; Ty Morris 0-9; Blake Boenisch 2-5; Marcus Williams 2-4; Omari Porter 4-1; Daveon Hook 1-4; Ephraim Dotson 3-1; Jerrick Harper 2-2; Tony Anyanwu 1-2; Chibby Nwajuaku 0-3; Jack Kane 0-3; Aquantis Clemmons 0-2; Chris Clark-Jolivet 0-2; Aaron Turner 1-0; Carson Morgan 0-1; Peyton Stevenson 0-1; LaVonte Johnson 0-1.

Nov. 8, 2025 • Rice Stadium • Houston, Texas		
	UAB	17
	RICE	24

HOUSTON - Adding another page to a familiar script, Rice held off a last-gasp attempt by UAB, knocking down a throw into the end zone as time ran out, to give the Owls a 24-17 win over the Blazers on Rice's 105th Homecoming. The win was the fourth in six games against UAB at Rice Stadium, with each win not decided until the final seconds.

Score by Quarters	1	2	3	4	F	
UAB Blazers	7	10	0	0	17	Record: (3-6, 1-4)
Rice Owls	7	7	10	0	24	Record: (5-5, 2-4)

Scoring Summary

1st	11:08 UAB - Hooks 26-yd pass from Burton (Delange kick)
	06:23 RICE - Thompson 23-yd from Jenkins (Gota kick)
2nd	10:47 RICE - Hardemann 1-yd run (Gota kick)
	02:35 UAB - Delange 20-yd field goal
	00:03 UAB - Hawkins, Jr. 21-yd pass from Burton (Delange kick)
3rd	09:29 RICE - Turner 3-yd pass from Jenkins (Gota kick)
	01:00 RICE - Gota 38-yd field goal

	UAB	RICE
FIRST DOWNS	18	18
Rushing	6	11
Passing	10	3
Penalty	2	4
Rushing Attempts	29	57
Yds Gained Rushing	141	204
Yds Lost Rushing	39	13
NET YDS RUSHING	102	191
NET YDS PASSING	213	41
Comp-Att-Int	18-34-0	11-15-0
TOTAL PLAYS-YDS	63-315	72-232
Fumbles-Lost	1-0	1-1
Penalties-Yards	11-95	3-22
Punts-Avg	4-32.5	4-43.5
Punt Ret-Yds-TD	2-28-0	1-12-0
KO Ret-Yds-TD	2-33-0	2-37-0
INT Ret-Yds-TD	0-0-0	0-0-0
Possession Time	25:09	34:51
Third Down Conv	5 of 14	5 of 17
Fourth Down Conv	0 of 3	4 of 5
Red Zone Scores-Att	2-2	3-3
Sacks-Yds	1-7	5-35
Field Goals	1-1	1-1

RUSHING: UAB - Jevon Jackson 15-89; Solomon Beebe 2-12; Isaiah Jacobs 3-6; Ryder Burton 9-(-5). **Rice** - Quinton Jackson 22-81; Chase Jenkins 12-56; D'Andre Hardemann 11-31-1; Aaron Turner 7-13; Tyvonn Byars 3-7; Drayden Dickmann 2-3.

PASSING: UAB - Ryder Burton 18-34-0-213-2. **Rice** - Chase Jenkins 11-15-0-41-2.

RECEIVING: UAB - Iverson Hooks 6-89-1; Corri Milliner 3-47; Brandon Hawkins, Jr. 2-29-1; Kaleb Brown 2-16; Evan McCray 2-13; Solomon Beebe 1-10; Elijah Lagg 1-9; Isaiah Jacobs 1-0. **Rice** - Aaron Turner 6-3-1; Tyson Thompson 3-33-1; Keenan Arcega-Whiteside 1-8; Drayden Dickmann 1-(-3).

INTERCEPTIONS: UAB - None. **Rice** - None.

FUMBLES: UAB - Kaleb Brown 1-0. **Rice** - Chase Jenkins 1-1.

SACKS: UAB - Jonathan Allen 1.0-7. **Rice** - Andrew Awe 2.0-14; Chibby Nwajuaku 1.5-8; Tony Anyanwu 1.0-8; Ty Morris 0.5-5.

TACKLES (UA-A): UAB - Jonathan Allen 4-6; Tylan McNichols 4-5; Deven Hightown 3-6; Jeremiah Vessel 5-2; Ezra Odinjor 1-6; Sirad Bryant 4-2; Eamon Smalls 4-1; JaSire Peterson 2-2; Amorie Morrison 3-0; J'Quan Mason 3-0; T'sai McDaniel 2-1; Eddy Toussom 2-1; Donald Lee 2-1; AJ Brown 1-2; Tamarion Crumplay 2-0; Jalen Cheek 1-1; James Smyre 1-1; Chris Burge 1-1; Calvin Pitcher 0-2; Delvon Gulley 1-0; Perry Fisher 0-1; Kyle Mosley 0-1; Denver Warren 0-1; Brandon Franklin 0-1. **Rice** - Andrew Awe 6-2; Jack Kane 2-5; Ty Morris 3-3; Marcus Williams 5-0; LaVonte Johnson 4-0; Blake Boenisch 4-0; Chibby Nwajuaku 2-2; Joseph Mutomobo 2-1; Tony Anyanwu 1-2; Omari Porter 2-0; Ephraim Dotson 2-0; Jo Chavez 1-0; Sam Carrell 0-1; Beau Barton 0-1; Ty Thames 0-1.