

150

THE HOME OF INTELLECTUAL BRUTALITY

RICE OWLS FOOTBALL FACTBOOK

C-USA
25
EST. 1995

adidas

C-USA

RICE

R | TX | adidas

RICE STADIUM CELEBRATES 70TH SEASON



One of America's great stadiums, Rice Stadium will celebrate its 70th season in 2019.

A landmark on the college football circuit since its debut in 1950, Rice Stadium received a major upgrade to the overall fan experience in August of 2016 when the \$33 million Brian Patterson Sports Performance Center opened its doors.

A spectacular upgrade for Rice student-athletes, the facility also ushered in a new era for fans thanks to the installation of new Daktronics video system in 2016

The main video display measures 29 feet high by 49 feet wide and features a 13HD pixel layout for excellent image quality and contrast with wide-angle visibility to appeal to every seat in the stadium. The production center for the video board also allows Rice Athletics to produce network quality broadcasts, greatly enhancing the overall ability to deliver programming to fans worldwide.

The playing surface at Rice Stadium, which was first switched to artificial turf in 1970, was upgraded in 2014 to AstroTurf 3D60H Synthetic Turf, providing a state-of-the-art foundation for the program. As part of Rice hosting the Atlanta Falcons for their practices in advance of Super Bowl LI, the grass practice field located north of the Patterson Center also received a major overhaul.

Rice Stadium has a storied history of its own, but its creation was the result of arguably the greatest season in school history.

Led by Froggy Williams and Joe Watson, Rice captured the 1949 Southwest Conference championship and blasted North Carolina in the Cotton Bowl to end the year 10-1 and ranked fifth in the final AP poll.

The original Rice Stadium (now the home for Rice track and soccer) seated less than 37,000 fans, many of those in temporary seating installed for football each fall. Rice administrators and Houston's civic leaders decided the existing structure was no longer a proper venue for the SWC champions or representative of a booming city. Public response to a call for commitments for seats at a new venue was overwhelming and the project was set in motion with the unlikely goal of opening its gates in time for the upcoming 1950 season.

Brown & Root, Inc. was the general contractor for the project and the groundbreaking was held in February 1950. Working feverishly on 24-hour shifts over the next eight months, the completed stadium was ready for the showdown between the defending Cotton and Orange Bowl champions as Rice defeated Santa Clara 27-7 on September 30, 1950.

Rice Football has twice matched its historic 1949 win total after moving to its new home, first in 2008 and again in 2013, with the 10th win coming as the Owls defeated Marshall to win the Conference USA Championship.

The R Room, which was added in 1971 in the south end zone, is dedicated to the greatest names in Rice Athletics and features photos of past

All-Americans, conference championship teams as well as the members of the Rice Athletics Hall of Fame, Distinguished "R" Award winners and Honorary "R" recipients. The R Room continues to host numerous academic, civic and other social events.

Rice Stadium has been the scene for many exciting moments in the football legacy of the City of Houston. At various times, the stadium has served as the home stadium for the Bluebonnet Bowl, the University of Houston, Texas Southern University and the Houston Oilers.

On Jan. 13, 1974, Rice Stadium was the site of Super Bowl VIII, in which the Miami Dolphins defeated the Minnesota Vikings 24-7. Rice Stadium is one of only three campus facilities still in operation that have hosted a Super Bowl (Sun Devil Stadium and Stanford Stadium are the others). Tulane hosted three Super Bowls at Sugar Bowl Stadium before it was demolished in 1979.

The Stadium has also held major concerts. Huge crowds were part of the excitement for the Pink Floyd, Eagles, Elton John\Billy Joel, and George Strait concerts.

More than 11,000,000 fans have watched Rice Owls football at Rice Stadium.

No	Name	Ht	Wt	Pos	Cl-Exp	Hometown/Last School							
89	Adams, Miles	6-4	233	DE	RS FR	Houston, Texas, Strake Jesuit	33	Ekpe, Anthony	6-0	234	RUSH	RS JR-2L	Pflugerville, Texas/Hendrickson
99	Adams, Myles	6-2	285	DL	JR-3L	Arlington, Texas/Mansfield Summit	9	Ellerbe, Nahshon	5-9	212	RB	RS SR-3L	Frisco, Texas/Trinity Christian Academy
55	Alldredge, Blaze	6-2	219	LB	JR-1L	Celebration, Fla./Los Angeles Pierce College	12	Ellis D' Angelo	5-11	183	DB	RS JR-2L	Houston, Texas/Cy Ridge
29	Anigbogu, Chike	5-10	193	S	FR	Missouri City, Texas/Ridge Point	53	Elms, Cole	6-2	260	OL	RS SR-1L	College Station, Texas/Brazos Christian
35	Armstrong, Luke	6-3	232	FB	RS FR	Austin, Texas/Westlake	91	Enechukwu, Ikenna	6-3	253	RUSH	RS FR	Kansas City, Mo./Ruskin
11	Bailey, Jake	5-10	184	WR	FR	San Clemente, Calif./St. John Bosco	75	Ferraro, Derek	6-6	290	OL	RS FR	New Rochelle, N.Y./Iona Prep
58	Baker, Shea	6-1	290	OL	RS SO-1L	Round Rock, Texas/Cedar Ridge	95	Floyd, Izeya	6-2	335	DL	FR	Frisco, Texas/Reedy
86	Barnes, Chris	6-1	249	P	GR-1L	The Woodlands, Texas/College Park	18	French, Robert	6-5	249	TE	RS FR	Jacksonville, Fla./Bartram Trail
6	Battley, Ja'Quez	5-10	208	LB	SO-1L	Fort Worth, Texas/Arlington Heights	73	Garcia, Cole	6-4	289	OL	SO-1L	Dallas, Texas/Bishop Lynch
97	Bickham, Adrian	6-3	210	RUSH	FR	Angie, La./Varnado	92	Garcia, Elijah	6-5	290	DL	RS JR-2L	San Antonio, Texas/Stevens
15	Bird, Andrew	6-1	177	CB	RS FR	Ft. Worth, Texas/All Saints Episcopal	4	Glaesmann, Sam	6-3	225	WR	RS JR-1L	Waco, Texas/Midway
16	Blosser, Robbie	6-0	209	QB	RS SO	Thousand Oaks, Calif./Bishop Mora Salesian	76	Gooseberry, Justin	6-4	290	OL	GR-TR	Little Rock, Ark./Ouachita Baptist
23	Booker, Charlie	5-9	209	RB	GR-TR	Houston, Texas/Harvard	46	Grammer, Garrett	6-0	226	LB/LS	JR-2L	Rosenberg, Texas/Richmond Foster
15	Boudreaux, Chris	5-11	169	WR	RS SO-1L	Beaumont, Texas/Central	37	Grams, Jacob	6-0	203	SAF	RS SO	Houston, Texas/Episcopal[
41	Braden, Garrett	6-2	226	LB	FR	New Canaan, Conn./New Canaan	5	Green, Wiley	6-3	206	QB	RS FR	Plano, Texas/Prestonwood Christian
87	Bradley, Jack	6-2	236	TE	FR	Dallas, Texas/Bishop Lynch	50	Hanley, Hunter	6-2	217	DL	FR	Hershey, Pa./Milton Hershey
30	Broussard, Ari	6-0	214	RB	RS FR	New Orleans, La./Lusher	25	Harrison, Will	5-10	187	K	RS SO-1L	Westfield, Ind./Westfield
82	Bull, Jaegar	6-4	233	TE	RS SO-1L	Corpus Christi, Texas/Flour Bluff	26	Henry, Hunter	6-1	200	SAF	FR	Austin, Texas/Lake Travis
4	Calderon, Prudy	5-11	210	DB	SO-1L	San Marcos, Texas/San Marcos	16	Hoban, Zach	6-0	173	K	FR	West Orange, N.J./Seton Hall Prep
83	Cardwell, Rhett	6-1	196	WR	RS JR-1L	Houston, Texas/Kinkaid School	52	Hubbard, JaVante	6-2	264	DL	RS JR-2L	Houston, Texas/Elsik
96	Carroll, De'Braylon	6-0	292	DT	FR	Duncanville, Texas/Duncanville	67	Hughes, Connor	6-2	279	OL	FR	Katy, Texas/Cinco Ranch
65	Chaffin, Brian	6-2	282	C	GR-TR	Harrisburg, N.C./Stanford	42	James, Dylan	6-4	235	LB	RS JR-1L	San Antonio, Texas/Johnson
17	Chamberlain, Treshawn	5-10	201	LB	SO-1L	Greenwood, S.C./Emerald	59	Johnson III, Jerry	6-1	280	OL	FR	Port St. Lucie, Fla./Treasure Coast
12	Conrad, Austin	5-11	185	WR	RS SO	Spring, Texas/Klein	3	Johnson, JoVoni	6-3	206	QB	FR	Conway, Ark./Conway
19	Devones, Tre'shon	6-0	165	CB	FR	Duncanville, Texas/Duncanville	72	Jones, Hunter	6-3	274	C	FR	Stockton, Calif./Saint Mary's
48	Doddridge, Jacob	6-3	250	DE	RS FR	Southlake, Texas/Southlake Carroll	22	King, Jawan	5-10	219	RB	FR	Atlanta, Texas/Atlanta
							54	Klarkowski, Issac	6-2	275	OL	FR	Green Bay, Wisc./Southwest

13	Knipe, Zane	5-11	179	WR	FR	Houston, Texas/Lamar	88	Pitre III, August	6-2	169	WR	RS FR	Opelousas, La./Northwest
56	Lahlouh, E.J.	6-0	211	LB	FR	Redwood City, Calif./Junipero Serra	23	Richardson, Isaiah	6-1	202	DB	RS SO-1L	Richmond, Texas/Foster
14	Landrum, Joshua	5-10	164	CB	FR	Cedar Hill, Texas/Cedar Hill	34	Riddle, Campbell	6-2	225	DS	SO-1L	Peoria, Ariz./Centennial
55	Leverett, Nick	6-4	310	OL	GR-TR	Salisbury, N.C./North Carolina Central	79	Riddle, Regan	6-1	279	OL	FR	Dallas, Texas/Highland Park
9	Lockhart, Kirk	5-11	185	SAF	FR	Cedar Hill, Texas/Cedar Hill	2	Rozner, Brad	6-5	195	WR	JR-TR	Needville, Texas/Cisco JC
19	Marshman, Evan	5-11	200	QB	RS SO-1L	Austin, Texas/Houston Christian	31	Sams, Matthew	5-9	192	DB	RS FR	Austin, Texas/Westlake
51	Martinez, Will	6-2	231	DL	FR	Houston, Texas/Lamar	80	Sanchez, Jonathan	6-6	241	TE	RS SO	McAllen, Texas/Memorial
13	McCord, Miles	6-1	162	DB	SO-TR	Irvine, Calif./Golden West College	7	Schuman, Trey	6-2	253	DE	RS SO-1L	Burleson, Texas/Burleson
85	McQuarry, Nicholas	6-2	200	K/P	RS FR	Jacksonville, Fla./Westwood (Mass.)	71	Servin, Clay	6-4	278	OL	RS FR	Richardson, Texas/J.J. Pearce
84	Mecom, Bennett	6-3	197	WR	FR	Frisco, Texas/Reedy	8	Silcox, Dylan	6-2	225	LB	RS JR-2L	Winnie, Texas/East Chambers
91	Mendes, Charlie	6-3	191	P	FR	Van Nuys, Calif./Harvard-Westlake	3	Smith, Naeem	5-11	185	DB	JR-TR	Swisher, Iowa/Ellsworth JC
1	Montero, Antonio	6-0	222	LB	SO-1L	Eden Prairie, Minn./Eden Prairie	14	Stewart, Tom	6-3	226	QB	GR-TR	Dallas, Texas/Harvard
8	Montgomery, Cameron	5-5	160	WR	RS SO-1L	Stafford, Texas/Stafford	85	Suckley, Brendan	6-2	244	FB	RS FR	Corpus Christi, Texas/Flour Bluff
57	Morrison, Myron	6-3	213	LB	FR	Humble, Texas/Atascocita	18	Thornton, Tyrae	5-11	188	DB	RS SO-1L	Houston, Texas/Cy Ridge
7	Myers, Jordan	6-2	217	TE	RS JR-2L	Dickinson, Texas/Dickinson	17	Towns, Parker	6-3	202	QB	RS FR	Dallas, Texas/Jesuit
5	Newsome, Dasharm	5-11	194	SAF	RS JR-2L	Houston, Texas/Cy Ridge	10	Trammell, Austin	5-10	185	WR	JR-2L	Spring, Texas/Klein
27	Noriega, Ayden	5-9	166	RB	FR	Amarillo, Texas/Tascosa	11	Valentine, Cameron	6-3	256	DE	RS FR	Richmond, Texas/Foster
29	Nunez, Adam	6-0	190	P	GR-TR	Houston, Texas/TCU	74	Wagman, Nick	6-3	266	OL	FR	Potomac, Md./Winston Churchill
20	Nyakwol, George	6-0	182	DB	JR-2L	Houston, Texas/Aldine Eisenhower	1	Walter, Aston	5-8	201	WR	GR-3L	Crosby, Texas/Crosby
10	Orji, Kenneth	6-2	241	DE	RS SO-1L	Missouri City, Texas/Elkins	24	Whitaker, Collin	5-10	199	RB	RS JR-2L	Plano, Texas/Prestonwood Christian
77	Osuji, Uzoma	6-6	292	OL	RS JR-2L	Coppell, Texas/Coppell	28	White, Jason	5-8	155	CB	RS FR	Desoto, Texas/Bishop Dunne
21	Otoviano, Juma	5-10	197	RB	SO-1L	Arlington, Texas/James Martin	6	Williams, Reagan	6-3	220	FB	GR-TR	Jackson, Ohio/Stanford
90	Padgett, Blain	6-5	250	DE	RS SR-3L	Sour Lake, Texas/Hardin Jefferson							
44	Page, Kebreyun	6-2	213	LB	SO-1L	Cedar Hill, Texas/Cedar Hill							
38	Palmer, JaShon	5-10	188	WR	FR	Houston, Texas/Eisenhower							
94	Pearcy, Josh	6-2	243	LB/DE	FR	Moorestown, N.J./Moorestown							
63	Peterson, Brandt	6-6	279	OL	RS SO-1L	Austin, Texas/Hyde Park Baptist							

NUMERICAL ROSTER

1	Antonio Montero	LB	12	Austin Conrad	WR	23	Isaiah Richardson	DB	52	JaVante Hubbard	DL
1	Aston Walter	WR	12	D' Angelo Ellis	DB	24	Collin Whitaker	CB	53	Cole Elms	OL
2	Brad Rozner	WR	13	Zane Knipe	WR	25	Will Harrison	K	54	Issac Klarkowski	OL
3	JoVoni Johnson	QB	13	Miles McCord	DB	26	Hunter Henry	SAF	55	Blaze Alldredge	LB
3	Naeem Smith	DB	14	Joshua Landrum	CB	27	Ayden Noriega	RB	55	Nick Leverett	OL
4	Prudy Calderon	DB	14	Tom Stewart	QB	29	Chike Anigbogu	SAF	56	E.J. Lahlouh	LB
4	Sam Glaesmann	WR	15	Andrew Bird	CB	29	Adam Nunez	P	57	Myron Morrison	LB
5	Dasharm Newsome	DB	15	Chris Boudreaux	WR	30	Ari Broussard	RB	58	Shea Baker	OL
5	Wiley Green	QB	16	Robbie Blosser	QB	31	Matthew Sams	DB	59	Jerry Johnson III	OL
6	Ja'Quez Battley	LB	16	Zach Hoban	K	33	Anthony Ekpe	DE	63	Brandt Peterson	OL
6	Reagan Williams	FB	17	Treshawn Chamberlain	LB	34	Campbell Riddle	DS	65	Brian Chaffin	C
7	Jordan Myers	TE	17	Parker Towns	QB	35	Luke Armstrong	FB	67	Connor Hughes	OL
7	Trey Schuman	DE	18	Robert French	TE	37	Jacob Grams	SAF	71	Clay Servin	OL
8	Cameron Montgomery	WR	18	TyRae Thornton	DB	38	JaShon Palmer	CB	72	Hunter Jones	C
8	Dylan Silcox	LB	19	Tre'shon Devones	CB	41	Garrett Braden	LB	73	Cole Garcia	OL
9	Nahshon Ellerbe	RB	19	Evan Marshman	QB	42	Dylan James	LB	74	Nick Wagman	OL
9	Kirk Lockhart	SAF	20	George Nyakwol	DB	44	Kebreyun Page	LB	75	Derek Ferraro	OL
10	Kenneth Orji	DE	21	Juma Otoviano	RB	46	Garrett Grammer	LB/LS	76	Justin Gooseberry	OL
10	Austin Trammell	WR	22	Jawan King	RB	48	Jacob Doddridge	DE	77	Uzoma Osuji	OL
11	Jake Bailey	WR	22	Jason White	CB	50	Hunter Hanley	DL	79	Regan Riddle	OL
11	Cameron Valentine	DE	23	Charlie Booker	RB	51	Will Martinez	DL	80	Jonathan Sancez	TE

NUMERICAL ROSTER

82	Jaegar Bull	TE
83	Rhett Cardwell	WR
84	Bennett Mecom	WR
85	Nicholas McQuarry	K/P
85	Brendan Suckley	FB
86	Chris Barnes	P
87	Jack Bradley	TE
88	August Pitre III	WR
89	Miles Adams	DE
90	Blain Padgett	DE
91	Ikenna Enechukwu	RUSH
91	Charlie Mendes	P
92	Elijah Garcia	DL
94	Josh Percy	LB/DE
95	Izeya Floyd	DL
96	De'Braylon Carroll	DT
97	Adrian Bickham	RUSH
99	Myles Adams	DL

PRONUNCIATION GUIDE

No	Name	Pronunciation	No	Name	Pronunciation
29	Chike Anigbogu	Cheek-ah Ana-bo-go	56	EJ Lahlouh	La-lo
6	Ja'Quez Battley	Jah-kez	55	Nick Leverett	Lev-rhett
82	Jaegar Bull	Jay-ger	5	Dasharm Newsome	Dah-sharm
4	Prudy Calderon	Proo-dee	27	Ayden Noriega	Noree-ay-ga
17	Treshawn Chamberlain	Tra-shawn	20	George Nyakwol	Nie-ah-kwall
19	Tre'shon Devones	Tray-shon Dee-vhones	43	Kenneth Orji	Oar-gee
33	Anthony Ekpe	Ek-pay	77	Uzoma Osuji	Oo-zoe-ma Oh-soo-gee
91	Ikenna Enechukwu	Eye-ken-ah Inn-e-chu-ku	21	Juma Otoviano	Ju-mah Oh-toe-vee-ah-no
9	Nahshon Ellerbe	El-er-bee	44	Kebreyun Page	Key-bron
95	Izeya Floyd	Eye-zay-ah	88	August Pitre III	Peet
4	Sam Glaesmann	Glaze-man	7	Trey Schuman	Shoo-man
16	Zach Hoban	Hoe-ban	3	Naeem Smith	Nah-eem
52	JaVante Hubbard	Ja-von-tay	18	Tyrae Thornton	Tie-ray



MILES ADAMS

89

DE, 6-4, 233, FRESHMAN
HOUSTON, TEXAS
STRAKE JESUIT

Strake Jesuit

All-District 19-6A while compiling 53 tackles (five sacks) for coach Mark Modeste at Strake Jesuit... Led the Crusaders to the second round of the 6A D2 playoffs before falling to eventual state champion Cy Fair... Top game as a senior came against Cinco Ranch when he was credited with 10 tackles and pair of sacks... Also credited with 21 quarterback hurries, including seven vs. Memorial...Competes in the discus and threw his career best (142-4) when competing at the Victor Lopez Classic at Rice... Academic All-State second team.

Personal

Full name: Myles Logan Adams... Born: September 17 at Houston ... Parents: Tammy Moon and Major Adams... Three brothers and four sisters... Rice Major: Undecided (Natural sciences division)...Rice College: Will Rice.



MYLES ADAMS

99

DL, 6-2, 285, SENIOR
ARLINGTON, TEXAS
MANSFIELD SUMMIT HS

Rice

2018 & 2019 C-USA Commissioner's Honor Roll.

2018

Made his first career start at Hawai'i and was credited with a pair of tackles, including a sack for a loss of 11 and forcing his second fumble of the year... Credited with sacks in back-to-back games at Hawai'i and Southern Miss and was second on the team with 2.5 sacks and tied for third with 4 TFL... Credited with a tackle, a forced fumble and a quarterback hurry in the opener vs. Prairie View A&M.

2017

Saw action in all 12 games and reached career-highs in tackles (16), unassisted tackles (9) and assists (7)... Established a single-game best with four tackles vs. Army.

2016

True freshman who made his debut in opener at WKU and had nine tackles on the season... Credited with three tackles vs. Baylor and added two vs. North Texas... Credited with a sack and forced fumble vs. North Texas.

Mansfield Summit High School

Second team All-State on offense and All-District 14-5A on both offense and defense as the Jaguars finished 10-2 and were Bi-District champions ... Second-team Academic All-State as well ... Credited with 93 knockdown blocks as a senior on offense while also recording 84 tackles, including 15 for loss (nine sacks) and an interception...Second team DFW Super Team by the Ft. Worth Star Telegram ... Dual regional qualifier in shot and discus and a regional qualifier in powerlifting as a junior... Member of the National Honor Society.

Personal

Full name: Myles Jordan Adams... Born: Mar. 9 ... Parents: Lish and Valerie Adams...Rice Major: Kinesiology... Rice College: McMurtry.

Myles Adams' Career Stats

DEFENSE	UT	AT	TOT	TFL	SACK	FF	FR	PD	QBH
2016	7	2	9	1.0/10	1.0/10	1	-	-	1
2017	9	7	16	1.0/2	-	-	-	-	1
2018	19	8	27	5.0/31	2.5/27	2	-	-	2
TOTAL	35	17	52	7.0/43	3.5/37	3	-	-	4

Single Game Highs

Tackles: 6 vs. Old Dominion (N 23, 2018)

Sacks: 1.0 three times

Tackles for Loss: 1.0 six times



BLAZE ALLDREDGE 55

LB, 6-2, 219, JUNIOR
CELEBRATION, FLA.
LOS ANGELES PIERCE COLLEGE

2019

Phil Steele preseason All-CUSA (fourth team)

2018

JUCO transfer took over as a starter in the last half of the year and was second on the team with 65 tackles, 31 of them in the last three games... Led the team with pair of double-digit tackle games, 10 at LA Tech and then a career-best 13 vs. ODU... Credited with 8 tackles, including his first career sack, at LSU... Made his starting debut at Southern Miss for Dylan Silcox (illness) and responded with nine tackles and the Owls first interception of the year, which he returned for 19 yards... Credited with five stops and shared a TFL vs. UTSA.

2017 (Los Angeles Pierce)

Third leading tackler at Los Angeles Pierce College as a fresh-

man... He was credited with 88 tackles in 10 games, including nine tackles for loss (two sacks), broke up four passes, intercepted two others and blocked a pair of kicks for the Brahmas... Posted five games with double-digit tackles, including a pair of 11-tackle efforts... Blocked two kicks vs. Santa Barbara.

Celebration High School

Two-year starter for coach Jay Sobke at Celebration HS... A member of the Orlando Sentinel's Central Florida Super60 as a senior... Compiled 170 tackles in two seasons, including 128 as a junior... Added 17 tackles for loss (six sacks), caused five fumbles, recovered three and had one interception... Totaled 610 all-purpose yards on offense (461 receiving, 139 rushing)... Caught 32 passes in his career and scored six times and scored three times in 22 career rushing attempts.

Personal

Full Name: Blaze Achille Alldredge... Born: August 26 at Lake Tahoe, CA... Parents: Zen and Diana Alldredge.. (four brothers)... Rice major: Political Science... Rice College: Sid Richardson.

Blaze Alldredge's Career Stats

DEFENSE	UT	AT	TOT	TFL	SACK	FF	FR	PD	QBH
2018	36	29	65	4.0/13	1.0/3	-	-	1	1
TOTAL	36	29	65	4.0/13	1.0/3	-	-	1	1

Single Game Highs

Tackles: 13 vs. Old Dominion (N 23, 2018)

Sacks: 1.0 at LSU (N 17, 2018)

Tackles for Loss: 1.0 four times

Interceptions: 1 at Southern Miss (S 22, 2018)



CHIKE ANIGBOGU 29

S, 5-10, 193, FRESHMAN
MISSOURI CITY, TEXAS
RIDGE POINT HS

Ridge Point High School

Two-time All-District 20-6A for coach Brett Sniffin at Ridge Point as the Panthers captured the district title in 2018... Finished his senior season with 75 tackles (21 for loss/4 sacks), two interceptions and two fumble recoveries... Earned boys athlete of the week honors from the Houston Chronicle after finishing with 15 tackles (seven for loss including three sacks) in Ridge Point's win over Elkins... Completed his career with 125 tackles (30 for loss/5 sacks), three interceptions and three fumble recoveries... Academic All-State selection.

Personal

Full name: Chike Anigbogu... Born: December 22 at Austin, Texas... Parents: Julian and Ogonna Anigbogu... Rice major: Undeclared... Rice College: Will Rice



LUKE ARMSTRONG 35

FB, 6-3, 232, FRESHMAN
AUSTIN, TEXAS
WESTLAKE HS

2018

Redshirt

Westlake High School

All District (25-6A) for coach Todd Dodge as a senior and a two-year letterman on teams that went deep into the Texas 6A playoffs... Reached the quarterfinals in 2016 and the semifinals last year... Allowed just one sack as a senior and two in his career... Competed in shot put in the spring.

Personal

Full name: Luke David Armstrong... Born: October 12 at Austin, Texas... Parents: Lance Armstrong and Kristin Armstrong ... (one brother, three sisters)... Son of professional cyclist Lance Armstrong... Rice major: Undeclared... Rice College: Jones



JAKE BAILEY

11

WR, 5-10, 184, FRESHMAN
SAN CLEMENTE, CALIF.
ST. JOHN BOSCO HS

St. John Bosco High School

Two-way standout for the nation's second-ranked high school team... Caught 46 passes for 809 yards and 11 touchdowns as a senior slot receiver and had 101 catches for 1,647 yards and 15 touchdowns in his career... Credited with 25 tackles, three interceptions, three pass breakups and one fumble recovery in his career.

Personal

Full name: Jacob Bailey... Born: August 1 at Mission Viejo, California... Parents: Jeff and Rebecca Bailey... One brother, one sister... Brother (Christian) played wide receiver at Nebraska from 2013-17... Rice major: Undeclared... Rice College: McMurry



SHEA BAKER

58

OL, 6-1, 290, SOPHOMORE
ROUND ROCK, TEXAS
CEDAR RIDGE HS

Rice

2018 & 2019 C-USA Commissioner's Honor Roll... 2018 C-USA Commissioner's Honor Roll

2018

C-USA All-Freshman selection by conference coaches...Opened the year at center and anchored the Owls offensive line in his first year of collegiate competition... Average game grade for the season was second only to senior OT Sam Pierce... Only allowed one sack in 13 games.

Cedar Ridge High School

Second team All-State, All-CenTex and two-time District 13-6A Offensive Lineman of the Year for coach Shawn Bell at Cedar Ridge as the Raiders captured the district and bi-district titles in his senior year, finishing with an 11-1 record before falling to

eventual Region II champ Klein Collins... Did not allow a sack as a senior... District 13-6A Offensive Newcomer of the Year as a sophomore... A member of the National Honor Society and an honorable mention Academic All-State selection.

Personal

Full name: Shea Baker... Born: September 25 at Austin, Texas ... Parents: Brian and Stephanie Lendecky... (three brothers, two sisters).... Rice Major: Sport Management.. Rice College: Sid Richardson.



CHRIS BARNES 86

P, 6-1, 249, GRADUATE
THE WOODLANDS, TEXAS
COLLEGE PARK HS

Rice

Four-time Conference USA Commissioner's Honor Roll. Majored in Sport Management and now pursuing a Masters in Global Affairs.

2018

Saw action in every game as the holder on place kicks.

2017

Reserve in his first year as a punter.

2016

Redshirt.

College Park High School

Preseason All-State as a senior and First team All-District as a punter... Member of the Student Leadership.

Personal

Full name: Christopher Patrick Barnes... Born: Aug. 8 ... Parents: Bill and Jane Barnes... Brother Matt (McMurry) and uncles Glenn (Wake Forest) and Robert (SMU) all played college football... Brother Kevin (UT-Permian Basin) played college baseball...Rice College: Baker.



JA'QUEZ BATTLE 6

LB, 5-10, 215, SOPHOMORE
FORT WORTH, TEXAS
ARLINGTON HEIGHTS HS

2018

Made his debut vs. UAB and played in six games to earn his first letter... Named Player of the Week for the defensive scout team for his efforts prior to Prairie View and Hawai'i.

Arlington Heights HS

Credited with 66 tackles in eight games as a senior for coach Phil Young for Arlington Heights as the Yellow Jackets advanced to the 5A D1 state playoffs... Earned All-District 7-5A honors as a defensive end and a junior... Compiled 119 tackles with seven sacks in his two years as a starter... Member of the National Honor Society and active in FCA and My Brother's Keeper.

Personal

Full name: Ja'Quez Battle... Born: February 3 at Fort Worth, Texas... Parents: James and Katrina Battle... (three brothers)... Rice major: Undeclared (Engineering Division)... Rice College: Wiess.



ADRIAN BICKHAM 97

RUSH, 6-3, 210, FRESHMAN
ANGIE, LA.
VARNADO HS

Varnado High School

All-District 8-1A performer for coach Anthony Hicks as a defensive end, outside linebacker and tight end... Helped the Wildcats finish fourth in the district... Earned all-district honors as a junior as well, leading Varnado to the Class 1A state quarterfinals and finishing 8-4... Played small forward and power forward in basketball... Also competed in track, running the 110-meter hurdles, the 300 hurdles in addition to throwing the discus.

Personal

Full name: Adrian Bickham... Born: August 1 at Covington, Louisiana ... Parents: Terrance and Sophia Robinson... Two sisters... Rice major: Undeclared... Rice College: Sid Richardson



ANDREW BIRD

15

CB, 6-1, 177, FRESHMAN
FORT WORTH, TEXAS
ALL SAINTS EPISCOPAL

2018

A member of Mike Bloomgren's first recruiting class who signed during the early signing period... Played in four games and made one start while retaining his redshirt... Recorded eight tackles, including a tackle for loss, vs. Old Dominion in his first career start... Named Player of the Week for the defensive scout team for his efforts prior to North Texas.

All Saint's Episcopal

TAPPS Division 1 All-State selection as a cornerback for coach Aaron Beck at All Saints leading the team to the state semi-finals... Credited with 47 tackles, four for a loss, two interceptions, 12 passes broken up and three forced fumbles... Also recorded a safety... Top game of the year was against Houston's St. Pius X when he was credited with 11 tackles and picked off a pass in a 49-37 win.

Personal

Full name: Andrew Patterson Bird... Born: September 28 at Fort Worth, Texas... Parents: Tad and Patty Bird... (two sisters)... Father played soccer at Austin College... Rice major: Undeclared (Social Sciences Division)... Rice College: Brown.

Andrew Bird's Career Stats

DEFENSE	UT	AT	TOT	TFL	SACK	FF	FR	PD	QBH
TOTAL	7	1	8	1.0/1	-	-	-	1	-

Single Game Highs

Tackles: 8 vs. Old Dominion (N 23, 2018)
Sacks: 1.0 vs. Old Dominion (N 23, 2018)



ROBBIE BLOSSER

16

QB, 6-0, 209, SOPHOMORE
THOUSAND OAKS, CALIF.
BISHOP MORA SALESIAN

Rice

2018 & 2019 Commissioner's Honor Roll

2017

Walk-on who redshirted in his first year on campus

Bishop Mora Salesian High School

All-Angelus League as both a junior and senior for coach Angelo Jackson as a senior, throwing for 2,539 yards while completing 73% of his passes (146/201) and throwing 28 touchdowns.... Finished his career with 7,565 yards and 70 touchdowns.... All-Western League as a sophomore before Salesian moved to the Angelus League and led his conference in passing all three years... Team captain as a senior... National Honor Society member who ranked seventh in his graduating class... Active in the Jim Mora Count on Me Foundation while in

high school.

Personal

Full name: Robert Blosser.. Born: February 11 at Santa Monica, CA ... Parents: Richard and Pamela Blosser... (three sisters)... Father played football at Princeton, mother was a professional ballerina. Sisters Kelsey (Pepperdine) and Caitlin (Princeton) played soccer in college and Caitlin went on to play professionally in Sweden for two years... Rice Major: PoliticalScience/English.. Rice College: Will Rice.



CHARLIE BOOKER

23

RB, 5-9, 209, GRADUATE
HOUSTON, TEXAS
HARVARD

Harvard University

2018

Rushed for 213 yards on 41 carries in six games after missing the first four games... Rushed for a season-high 74 yards on 17 carries and a touchdown vs. Penn.

2017

First team All-Ivy League... Led the team and finished third in the Ivy League with 733 rushing yards... Led the team with six touchdowns... Racked up a career-high 159 rushing yards and had one score in victory over Lafayette... Rushed for 139 yards on 13 carries at Rhode Island... Found the end zone twice and rushed for 77 yards on 13 carries in victory over Brown ... Rushed for a pair of touchdowns and 65 yards in win at Georgetown.

2016

Played in five games, rushing for 284 yards on 61 carries... Led the team with 78 rushing yards on 17 carries at Dartmouth.

2015


Did not see game action.

Cy Ranch High School

All-District 17-6A as a senior for coach Gene Johnson as a running back and fullback as the Mustangs reached the 6A D1 state championship game... Two-time team MVP... Academic Honor Roll ... Academic All-District selection.

Personal

Full name: Charlie Chatman Booker III... Born: May 13 at Houston ... Parents: Robyn and Charlie Booker Jr... Two sisters... Older sister, Raven, played volleyball at Spelman College ... Enrolled in the Jones Graduate School of Business MBA program.



CHRIS BOUDREAUX 15

WR, 5-11, 169, SOPHOMORE
BEAUMONT, TEXAS
CENTRAL HS

2018

Made his debut at LA Tech and also played against ODU... Named Player of the Week for the offensive scout team prior to the Hawai'i and Wake Forest games.

2017

Redshirt

Central High School

Starred at QB for Beaumont Central and coach Toby Foreman, leading the Jaguars to the District 22-5A title and a berth in the 5A-D1 playoffs... Threw 26 touchdown passes for over 1,500 yards and added seven rushing touchdowns and 670 yards on the ground... Competes in the hurdles and high jump for the Jaguars, helping lead team three district titles... Beaumont Central Honor Roll.

Personal

Full name: Christopher Boudreaux.. Born: November 21 at Lafayette, La. ... Parents: Toby and Crystal Foreman... (two sisters)... Rice Major: Kinesiology... Rice College: Hanszen.



GARRETT BRADEN 41

LB, 6-2, 226, FRESHMAN
NEW CANAAN, CONN.
NEW CANAAN HS

New Canaan High School

All-State and all-conference selection for head coach Lou Marineli as a senior as New Canaan reached the Class LL state title game... Defeated top seed Shelton in the first round of the playoffs... Credited with 70 tackles as a senior (45 solos) and had seven sacks, broke up five passes, forced a pair of fumbles and recovered one... Finished his career with 200 tackles (120 solos), 25 sacks, 15 pass breakups, six forced fumbles and a pair of recoveries... Three-year starter, helping lead New Canaan to the state title as a sophomore... First Rice signee from Connecticut since John McKenna (Waterbury) in 1975... Member of New Canaan's High Honors Honor Society... Served as a youth sports camp director and as a student aid for special needs teens.

Personal

Full name: Garrett Braden... Born: May 4 at Charlotte, North Carolina ... Parents: Jay and Susan Braden... Three brothers... Rice major: Undeclared... Rice College: McMurtry



JACK BRADLEY 87

TE, 6-5, 236, FRESHMAN
DALLAS, TEXAS
BISHOP LYNCH HS

Bishop Lynch High School

TAPPS 6A All-District 2 second team selection as a senior for Chuck Faucette as the Friars reached the state title game... Caught 30 passes for 453 Yards and four touchdowns as a senior... Three-year starter who ended his career with 56 receptions for 956 yards and eight touchdowns... Also led Bishop Lynch to the state championship game in basketball as a junior and was named to the all-tournament team... Finished seventh in the discus at the state track meet.

Personal

Full name: Jack Bradley ... Born: Nov. 21... Parents: Steve and Amie Smith Bradley... Father (Steve) was a four-year letterman as a tight end at Texas from 1991-95, while his mother, Amie Smith Bradley earned All-Big 12 honors in basketball before embarking on a coaching career. She was the head coach at Trinity University from 2005-12 and is currently an assistant coach at SMU... Smith's father, Mike, was an All-SWC Center at SMU from 1970-74 and her grandfather, Dick McKissack, is in the SMU Athletic Hall of Fame after playing alongside Doak Walker... Academic All-State selection.Rice major: Undeclared... RiceRice College: Sid Richardson



ARI BROUSSARD **30**

RB, 6-0, 214, FRESHMAN
NEW ORLEANS, LA.
LUSHER HS

2018


Former walk-on who was a member of Mike Bloomgren's first recruiting class... Made his debut at LSU... Named the Scout Special Teams Player of the Week for his efforts prior to the North Texas game.

Lusher High School

Honorable mention All-state selection as a senior for coach Louis Landrum while leading Lusher to its first appearance in the state playoffs... Two-time all-district and all-metro selection... Ran for 722 yards and added 142 yards in receiving on offense and 67 tackles (9.5 for loss including 2.5 sacks)... Picked off a pair of passes and broke up two... Rushed for 1,855 yards in his career and added 593 yards receiving on offense, while piling up 158 tackles (12.5 for loss--4.5 sacks), picking off three passes, breaking up five and forcing four fumbles... Competed in track and was a two-time state 3A finalist indoors in the shot put... AP Scholar, Allstate Sugar Bowl Scholar Athlete, National Honor Society, Lusher Scholar, Magna Cum Laude.

Personal

Full name: Ari Joshua Broussard... Born: January 16 at New Orleans, Louisiana... Parents: Adrien and Amanda Broussard... (one brother)... Rice major: Undeclared... Rice College: McMurtry



JAEGER BULL **82**

TE, 6-4, 233, SOPHOMORE
CORPUS CHRISTI, TEXAS
FLOUR BLUFF HS

Rice

2018 C-USA Commissioner's Honor Roll

2018

Made six starts and played in 10 games in his debut sesason... Made his collegiate debut with a start vs. Prairie View... Scored his first career touchdown on a two-yard pass vs. Houston.

2017

Redshirt

Flour Bluff High School

Standout in both football and basketball... MVP of District 30-5A as a quarterback for coach Chris Steinbruck, leading the Hornets to the area finals... Threw for 1,638 yards and 19 touchdowns and ran for 758 and 12 scores... Played receiver

as a junior after transferring from Coronado (CA) HS where led them to the CIF quarterfinals as a sophomore QB... Earned all-district honors as a power forward in basketball... Academic All-State in both football and basketball... National Honor Society... FCA Vice President.

Personal

Full name: Jager Stone Bull.. Born: January 25 at Virginia Beach, Va... Parents: Dell and Kari Bull... (two brothers, one sister)... Father (Rear Admiral Dell Bull) is the currently Deputy Director, Operations and Intelligence Integration at the Joint Improvised-Threat Defeat Organization in Washington, D.C... and played football at Idaho... Great grandfather (Lester Stone) played for the Chicago Bears (1931-33), grandfather (Lyle Bull) played at Iowa State... Rice Major: Mechanical Engineering.. Rice College: Duncan.

Jaeger Bull's Career Stats

RECEIVING	REC	YARDS	YDS/REC	LONG	TD
2018	5	26	5.2	10	1

Single Game Highs

Receptions: 2 vs. Prairie View A&M (A 25, 2018)
Receiving Yards: 18 vs. Prairie View A&M (A 25, 2018)
Receiving Touchdowns: 1 vs. Houston (S 1, 2018)



PRUDY CALDERON

4

DB, 5-11, 210, SOPHOMORE
SAN MARCOS, TEXAS
SAN MARCOS HS

2018

C-USA All-Freshman selection by conference coaches and winner of the 2019 Joe F. Lipscomb Award as the Owls top freshman... Started the last eight games and finished with 39 tackles... Led the Owls with four interceptions (9th in C-USA at end of regular season) and 11 passes defended (also 9th in C-USA).. Generated at least one turnover in three of the last four games (three interceptions and one fumble recovery... Picked off a pair of passes near the goal line at LA Tech, returning them for 62 yards, becoming the first Owl to have multiple interceptions in a game since current Chicago Bear Bryce Callahan against Kansas in 2012... Four interceptions are the most by an Owl since Phillip Gaines had four in 2013 and one away from moving into a seven way tie for 8th on the Rice season list... The first Rice freshman to have multiple interceptions in a season since Callahan had six as a redshirt freshman in 2011... Tied for the team lead with a career-best eight tackles at FIU, including one for a two-yard loss... Picked off his first career pass vs. UAB... Credited with four tackles at Hawai'i and followed that with three at Southern Miss.

San Marcos High School

Three-year starter and District 15-6A Offensive MVP as a senior in his first year at quarterback for coach Mark Soto, leading Rattlers to their first district title since 2003... Finished the season with 3,039 yards of total offense, including 1,777 on the ground with 27 touchdowns and a 10.1 yards per carry average... All-District selection as a junior as a defensive back and was credited with 160 tackles in two seasons along with four interceptions in his career... Finished with 852 yards on kickoff returns as well... Competed in powerlifting in all four years of high school... THSCA Academic All-State Honorable Mention.

Personal

Full name: Prudencio Calderon... Born: July 23 at San Marcos, Texas... Parents: Prudencio Calderon and Beatrice Moreno... (three stepbrothers, one sister)... Uncle (Joe Calderon) was a two-time all-conference punter at Angelo State (1979 & 80) and earned a free agent tryout with the Buffalo Bills... Rice major: Undeclared (Natural Sciences Division)... Rice College: Lovett

Prudy Calderon's Career Stats

DEFENSE	UT	AT	TOT	TFL	SACK	FF	FR	PD	INT
TOTAL	26	12	38	1.0/2	-	1	1	11	4

Single Game Highs

Tackles: 8 @ FIU (O 20, 2018)

Sacks: 2.0 vs. UTSA (O 6, 2018)

Interceptions: 2 @ Louisiana Tech (N 10, 2018)



RHETT CARDWELL

83

WR, 6-1, 196, JUNIOR
HOUSTON, TEXAS
KINKAID SCHOOL

Rice

C-USA Commissioner's Honor Roll (2017, 2018 & 2019).

2018

Earned a scholarship heading into his third year with the program and earned his first career start at Southern Miss.. Made four starts... First career reception came in the opener vs. Prairie View and he caught passes in each of his first three games, including a career-best three at Hawai'i... Named Player of the Week for the special teams scout unit for his work prior to the Wake Forest game.

2017

Reserve during the season, then enjoyed a productive 2018 spring campaign, capped by a 7 catch, 123 yard output in the Blue Gray Spring Game... Combined with Jackson Tyner on a

65-yard scoring pass.

Kinkaid School

Helped lead the Falcons to the SPC Championship...Accumulated over 800 total yards and seven touchdowns as a receiver and kick returner...Also contributed 47 tackles and six pass breakups as a free safety...Kinkaid Player of the Year.

Personal

Full name: Rhett Cardwell... Born: Aug. 6... Parents: Jeffrey and Debra Cardwell...Rice major: Sport Management/History...Rice College: Martel.

Rhett Cardwell's Career Stats

RECEIVING	REC	YARDS	YDS/REC	LONG	TD
2018	1	58	5.3	13	0

Single Game Highs

Receptions: 3 @ Hawai'i (S 8, 2018)
Receiving Yards: 20 @ Hawai'i (S 8, 2018)



DE'BRAYLON CARROLL 96


DT, 6-0, 292, FRESHMAN
DUNCANVILLE, TEXAS
DUNCANVILLE HS

Duncanville High School

Unanimous choice as the Defensive MVP in District 8-6A, APSE All-State (second team) as well as a member of USA Today's All-Texas Team (second team) after helping lead the Panthers to the 6A D1 state title game as a senior for coach Reginald Samples... Credited with seven sacks and over 20 TFLs as a senior after moving over from the offensive line where he earned all-district honors as a junior... Placed third in the district in the shot and also competes in powerlifting... Academic All-State second team and a member of FCA.

Personal

Full name: De'Braylon Carroll... Born: May 1 at Dallas, Texas ... Parents: Orlando Payne and Dana Carroll... One brother, one sister... Rice major: Undeclared... Rice College: Wiess



BRIAN CHAFFIN 65

C, 6-2, 282, GRADUATE
HARRISBURG, N.C.
STANFORD

Stanford University

2018

Played in nine games and earned first team Pac-12 All-Academic honors.

2017

Played in 11 games, including the Sydney Cup vs. Rice... Helped the Cardinal rush for 405 yards vs. UCLA, the fourth-most in school history.

2016

Played in eight games including the Cardinal's 41-17 win over Rice in the season finale.

2015

Redshirted

Charlotte Christian High School

Under Armour and NCSAA All-America selection as a senior for coach Jason Estep at Charlotte Christian after leading Knights to their third consecutive state title... Consensus four-star recruit and ranked as the third-best center by PrepStar, fourth by ESPN, sixth by 247Sports, eighth by Scout and 10th by Rivals... Four-year starter who set a school record with 46 consecutive starts... All-State selection as both a junior and senior... National Honor Society, Magna or Summa Cum Laude each academic year in high school... Daughters of the American Revolution Award... Charlotte Christian's Timothy Award... Enjoys hunting and fishing in his free time.

Personal

Full name: Brian Chaffin... Born: April 29 at Charlotte, North Carolina ... Parents: Stacy and Tracey Chaffin... One brother... Enrolled in the Jones Graduate School of Business MBA program.



TRESHAWN CHAMBERLAIN 17

LB, 5-10, 201, SOPHOMORE
GREENWOOD, S.C.
EMERALD HS

Rice

2019 C-USA Commissioner's Honor Roll

2018

C-USA All-Freshman selection by conference coaches... Took over as a starter in the second half of the year and tied for fourth on the team with 50 tackles--30 of them in the last four games... Credited with a career-best 10 tackles, including one for loss, at LSU... Made his first career start vs. UTSA... Credited with five tackles in back-to-back starts vs. UAB and FIU... Credited with his first career sack at Hawai'i and with three tackles at Wake Forest ... Picked up two tackles in his first start.

Emerald High School

All-State and two-time All-Region II-AAA in South Carolina for coach Tim McMahon... Region II-AAA Defensive Player of the

Year as a senior while leading Emerald to the regional championship and a berth in the AAA state semifinals... Credited with 120 tackles, 33 for loss (11 sacks) forced three fumbles, recovered four, returned an interception for a touchdown and also recorded a safety... Rushed for 950 yards and scored 13 times on offense... Two-time team offensive MVP for Emerald as a sophomore and junior... Rushed for 2,180 yards and scored 28 touchdowns in his career... Competes in track and was a state qualifier in the 100 and as part of Emerald's 4x100 relay.

Personal

Full name: Treshawn Chamberlain... Born: July 17 at Atlanta, Georgia... Parents: Kevin Chamberlain and Irish Neal... (three brothers)... One brother, K.J. Chamberlain, played at Appalachian State and a second, Qudarius Neal, played at Limestone College... Rice major: Undeclared... Rice College: Hanszen

Treshawn Chamberlain's Career Stats

DEFENSE	UT	AT	TOT	TFL	SACK	FF	FR	PD	QBH
TOTAL	30	20	50	3.5/9	1.0/4	1	1	-	3

Single Game Highs

Tackles: 10 @ LSU (N 17, 2018)

Sacks: 1.0 @ Hawai'i (S 8, 2018)

TFL: 1.0 three times



AUSTIN CONRAD

12

WR, 5-11, 185, SOPHOMORE
SPRING, TEXAS
KLEIN HS

Rice

2018 & 2019 C-USA Commissioner's Honor Roll

Klein High School

Two-year starter and honorable mention All-District 15-6A as a senior for coach Shane Hallmark as the Bearkats finished second in the district and reached the playoffs for the first time in three years... Teammate of Austin Trammell... Finished his senior year with 24 catches for 430 yards and five touchdowns and with 35 catches for 550 yards and six scores in his career... All-Greater Houston in track as a sprinter, finishing third in the district in the 100 and 200 meters... Member of both the National Honor Society and the Science National Honor Society... All A Honor Roll throughout his high school career... Worked as a youth football referee and 7 on 7 coach.

Personal

Full name: Austin Conrad... Born: February 22 at Spring, TX ...
Parents: Robert and Amy Conrad... (one brother)... Rice Major:
Biological Sciences... Rice College: Will Rice.



TRE'SHON DEVONES

19

CB, 6-0, 165, FRESHMAN
DUNCANVILLE, TEXAS
DUNCANVILLE

Duncanville High School

Three-time, all-district selection for coach Reginald Samples... All District 8-6A as a senior after helping lead the Panthers to the 6A D1 state title game as a senior and All District 7-6A as a sophomore and junior... Picked off a pair of passes as a senior and finished his career with 13... Joins his Duncanville teammate De'Braylon Carroll as incoming freshmen with the Owls... Named to Dave Campbell's Texas Football's Top 300 and as part of the magazine's postseason "Class of 2019"...

Personal

Full name: Tre'shon Devones... December 25 at Mesquite...
Parents: Stacie Williams and Terrance Devones... One sister...
Rice Major: Undeclared...Rice College: Wiess



JACOB DODDRIDGE 48

DE, 6-3, 250, FRESHMAN
SOUTHLAKE, TEXAS
SOUTHLAKE CARROLL HS

Rice

2019 C-USA Commissioner's Honor Roll

2018

Saw action in three games on special teams and moved to DE this spring.

Southlake Carroll High School

All-District 5-6A as a both a tight end and defensive end (unanimous selection) for coach Hal Wasson at Southlake Carroll as the Dragons reached the 6A D2 quarterfinals... Named to the Associate Press 6A All-State second team and also named to the Fort Worth Star Telegram All-Area team... Caught three touchdowns as a tight end and was credited with 68 tackles with 15 for loss (six sacks) and added 18 hurries and forced three fumbles... Finished his career with 163 tackles (34 for

loss, 11 sacks)... Competed in wrestling as well and finished second at the 6A state tournament in the 220 pound division as a senior after finishing fourth as a junior... Served as a team captain in wrestling... Academic All-State and a member of the National Honor Society and the one of eight Carroll senior boys selected by the faculty to represent the school as Green Jackets in a variety of school and civic events.

Personal

Full name: Jacob Doddridge ... Born: September 20 at Plano, Texas... Parents: Jonathan and Claire Doddridge... (one brother, one sister)... Father played baseball at Baylor and grandfather (Rock Doddridge) lettered at Florida in 1970... Rice major: Undeclared (Natural Sciences Division)... Rice College: Hanszen



ANTHONY EKPE 33

RUSH, 6-0, 234, JUNIOR
PFLUGERVILLE, TEXAS
HENDRICKSON HS

Rice

Three-time Conference USA Commissioner's Honor Roll... Named to Phil Steele's preseason All-CUSA (fourth team)

2018

Led the team with six sacks and 6.5 TFL... Sack total ranked 14th in C-USA in all games and was seventh in conference games... Sacked North Texas' Mason Fine three times in Denton, the first Owl to have three sacks in a game since Brian Womac at UTSA in 2017... Made his first career start in the opener and sparked the Owls' fourth quarter comeback vs. Prairie View with a sack and forced fumble setting up Austin Walter's second touchdown and draw the Owls to 28-26... Matched his career high in tackles twice last year, vs. Houston and at Wake Forest.

2017

Saw action in 11 games in his first collegiate action, and was credited with nine tackles (three of them for a loss of 10 yards)... Picked up his first career tackle at Houston... Recorded his first career sack at Pitt for a loss of six yards... Credited with a game-best four tackles vs. Army, including one for a loss of three.

2016

Redshirted in his first year on campus.

Hendrickson High School

First team All-State (TAPSE) and District 13-6A Defensive MVP as the Hawks finished 9-3 and won the district title ... Compiled 78 tackles as a senior, 18 for loss (15 sacks) while forcing four fumbles and blocking three field goals as a senior ... Finished his career with 199 tackles with 30 for loss (27 sacks) ... Also ran the 400 meters in track ... National Honor Society member and Academic All-State honorable mention ... Served as an officer in FCS and active in the Business Professionals of America and the Texas Alliance for Minorities in Engineering.

Personal

Full name: Jude-Anthony Ekpe. Born: Apr. 1... Parents: Jude and Stella Ekpe (1 brother, 3 sisters)... Rice Major: Sport Management... Rice College: Sid Richardson.

Anthony Ekpe's Career Stats

DEFENSE	UT	AT	TOT	SACK	TFL	FF	FR	PD	QBH
2017	9	-	9	1.0/6	3.0/10	-	-	-	1
2018	25	10	35	6.0/46	6.5/47	2	-	-	4
TOTAL	34	10	44	7.0/52	9.5/57	2	-	-	5

Single Game Highs

Tackles: 6 vs. UTEP (N 3, 2018)

Sacks: 3.0 @ North Texas (O 27, 2018)

TFL: 3.0 @ North Texas (O 27, 2018)



NAHSHON ELLERBE

9

RB, 5-9, 212, SENIOR
FRISCO, TEXAS
TRINITY CHRISTIAN ACADEMY

Rice

Four-time C-USA Commissioner's Honor Roll.

2018

Made his debut on special teams at Southern Miss after completing his rehab from an injury sustained in the 2017 finale vs. North Texas... Carried the ball three times for five yards at Wake Forest.

2017

Led the Owls in rushing (408 yards), carries (85) and rushing touchdowns (6) while playing in all 12 games and making four starts... Awarded the George R. Brown Offensive Award as the Owls top running back... Topped 100 yards for the first time in his career with a 159-yard effort (22 carries) and scoring four times on the ground vs. Southern Miss... Both totals were the

most by an Owl since Charles Ross ran for 215 yards and scored five TDs vs. LA Tech at Rice Stadium in 2013... Made his starting debut at UTEP and four starts on the season... Also a top performer on special teams, finishing second with four tackles on kick returns... Suffered an injury early in the North Texas game and missed spring drills while completing his rehab

2016

Led the Owls with a 27.8 average on six kickoff returns and with eight punt returns, including a long return of 19 yards against UTEP... Scored his first career touchdown vs. FAU on a seven-yard run... Caught three pass for six yards... Credited with three tackles on special teams, including a pair on punts.

2015

Redshirted

Trinity Christian Academy

TAPPS Division 1 All-State and All-District for coach Steve Hayes at Trinity Christian Academy... Offensive MVP... Rushed for 2,046 yards with 27 rushing touchdowns and caught 55 passes for 781 yards as a senior... Ran for 4,912 yards and scored 76 rushing touchdowns on the ground in his career and added 1,871 yards and 15 touchdowns receiving... Ran

track as a freshman and was named team MVP... National Honor Society member... National Art Honor Society... Academic All-State... Addison Rotary Club Student of the Month.

Personal

Full name: Nahshon Thomas Ellerbe... Born: Jan. 5 at San Jose, Ca. Parents: Shon and Roshounda Ellebe (two sisters).. Father played football at San Jose State University... Rice Major: Sport-Management/Political Science... Rice College: Wiess

Nahshon Ellerbe's Career Stats

RUSHING	ATT	YARDS	YDS/ATT	LONG	TD
2016	2	2	1.0	7	1
2017	85	409	4.8	26	6
2018	4	4	1.0	4	0
TOTAL	91	415	4.6	26	7

Single Game Highs

Rushes: 22 vs. Southern Miss (N 11, 2017)
 Rushing Yards: 153 vs. Southern Miss (N 11, 2017)
 Rushing Touchdowns: 4 vs. Southern Miss (N 11, 2017)
 Long Kick Return: 34 two times
 Long Punt Return: 19 vs. UTEP (N 19, 2016)



D'ANGELO ELLIS

12

DB, 5-11, 183, JUNIOR
 HOUSTON, TEXAS
 CY RIDGE HS

2018

Ticketed to be a starter at corner before an injury in the Spring Game held him out for most of the season... Moved over to WR and had four catches for 82 yards (27.3 per catch in three games... Caught three for 66 yards vs. LSU, including a 26-yarder against LSU's Greedy Williams

2017

Fought his way back from an injury during training camp to play in six games, including starts in the final four... Nearly matched his productivity from his freshmen year, despite playing in half as many games... Credited with 15 tackles (12/3) and broke up three passes... All three of his PBUs came in the season finale vs. North Texas... Had recorded 16 tackles (15/1) and broke up four passes in 12 games in 2016... Equaled career best for tackles in a game with five at ODU.

2016

Made his debut in the opener at WKU and was pressed into the starting lineup vs. North Texas... Credited with two tackles and broke up a pass vs. the Mean Green and added a pair at Southern Miss... Picked off his first career pass vs. Prairie View and deflected a second that was also picked, setting up a pair of touchdowns... Also credited with a career-high five tackles.

Cy Ridge High School

All District 17-6A as well as on the all district academic team ... On Dave Campbell's Texas Football Hot 300 as well as the Houston Chronicle and Vype Magazine's Houston Top 100.

Personal

Full name: D' Angelo Ellis...Born: Apr. 9 ... Parents: Andre and Felicia Ellis (4 brothers)...Mother, Felicia, played volleyball and ran track at Prairie View A&M... Rice Major: Sport Management... Rice College: Baker.

D Angelo Ellis' Career Stats

DEFENSE	UT	AT	TOT	SACK	TFL	FF	FR	PD	INT/Y
2016	15	1	16	-	-	-	-	5	1/0
2017	12	3	15	-	-	-	-	3	-
2018	1	-	1	-	-	-	-	-	-
TOTAL	28	4	32	-	-	-	-	8	1/0

RECEIVING	REC	YARDS	YDS/REC	LONG	TD
2016	-	-	-	-	-
2017	-	-	-	-	-
2018	4	82	20.5	27	-
TOTAL	4	82	20.5	27	-

Single Game Highs

Tackles: 5 vtwice
Interceptions: 1 vs. Prairie View A&M (O 22, 2016)
Receptions: 3 @ LSU (N 17, 2018)
Receiving Yards: 66 @ LSU (N17, 2018)



**COLE
ELMS**

53

**OL, 6-2, 260, SENIOR
COLLEGE STATION, TEXAS
BRAZOS CHRISTIAN HS**

Rice

Four-time C-USA Commissioner's Honor Roll

2018

Earned a scholarship heading into his fourth year with the program.. Made his debut vs. Houston and played in 10 of 12 games, first as an extra blocker in short yardage packages and then at center for the first time vs. UAB.

2017

Reserve

2016

Reserve

Brazos Christian High School

First Team All-State on both the offensive and defensive line... Helped lead the Eagles to the State semifinals in both 2013 and

2011... First Team All-State Academics... Member of National Honor Society.

Personal

Full name: Coleman James Elms. Born: Jan. 16... Parents: Troy and Caren Elms... Rice Major: Kinesiology...Rice College: Martel



IKENNA ENECHUKWU¹⁴

RUSH, 6-3, 253, SOPHOMORE
KANSAS CITY, MO.
RUSKIN HS

Rice

C-USA Commissioner's Honor Roll (2019)

2018

A member of Mike Bloomgren's first recruiting class... Named Player of the Week for the defensive scout team for his work prior to the Southern Miss game... Made his debut at LSU.

Ruskin High School

Named to the Class 5 All-State second team by both the Missouri Football Coaches Association and the media as a senior for Coach William Perkins... Led Ruskin to its first win in the state playoffs since 1991 with a 20-14 win over Raytown, despite suiting up just 19 players for the game... Earned third team honors as a junior and was a three year starter for the Golden Eagles... Wrestled as well in high school and was a state qualifier and all-district selection at 220 pounds... Named to

the Principal's Honor Roll and also participates in marching band.

Personal

Full name: Ikenna Enechukwu ... Born: January 24 at Kansas City, Missouri... Parents: Kevin Gladys Enechukwu ... (two brothers, one sister)... Rice major: Undeclared (Social Sciences Division)... Rice College: Sid Richardson



DEREK FERRARO 75

OL, 6-6, 290, FRESHMAN
NEW ROCHELLE, N.Y.
IONA PREP

2018

Named Player of the Week for the offensive scout team for his efforts prior to the FIU game.

Iona Prep

All-State, All-county and All-Area selection as a senior for coach Joe Spagnolo as a senior for the Gaels who finished 6-4 and reached the semifinals of the New York Catholic High School tournament after winning it in 2016... First Rice signee from New York since 1974 when the Owls signed four players from the state... Led an offensive attack that gained 4,030 yards and averaged 35.1 points per game... Two-year team captain... Throws the shot and discus and has competed in the New Balance Nationals twice... Served as a Peer Counselor and Campus Minister at Iona Prep and posted a perfect class attendance since the 8th grade.

Personal

Full name: Derek Ferraro... Born: July 5 at Greenwich, Conn... Parents: Dave and Cindy Ferraro... (two brothers, one sister)... Father and grandfather both played football at UConn... Rice major: Undeclared... Rice College: Duncan.



IZEYA FLOYD 95

DL, 6-2, 335, FRESHMAN
FRISCO, TEXAS
REEDY HS

Reedy High School

All-District 7-5A D2 for his play on the offensive line for coach Chad Cole as the Lions captured the district title and advanced to the regional final... Three-year starter... Academic All-State, second team selection as a senior... Also competed in powerlifting and finished third in the state as a junior with totals of 420 (bench), 700 (squat) and 620 (deadlift).

Personal

Full name: Izeva Floyd... Born: November 9 at Plano, Texas ... Parents: Brett and Tika Gray-Floyd... One sister... Rice major: Undeclared... Rice College: Duncan



ROBERT FRENCH 18

TE, 6-5, 249, FRESHMAN
JACKSONVILLE, FLA.
BARTRAM TRAIL HS

Rice

C-USA Commissioner's Honor Roll (2019)

2018

Made his debut at LSU and also saw action vs. ODU... Named Player of the Week for the offensive scout team (UTSA).

Bartram Trail High School

Two-year letterman for Coach Darrell Sutherland at Bartram Trail and a starter as senior as the Bears reached the Florida 7A championship game... Caught 10 passes for 127 yards and a pair of touchdowns... Competed in track in both the hurdles and discus... Ranked in the top 10% of his senior class.

Personal

Full name: Robert French... Born: May 4 at Jacksonville, Florida... Parents: Barry and Sandi French ... (one brother, two sisters)... Rice major: Undeclared (Engineering Division)... Rice College: Baker.



COLE GARCIA 73

OL, 6-4, 289, SOPHOMORE
DALLAS, TEXAS
BISHOP LYNCH

Rice
C-USA Commissioner's Honor Roll (2019)

2018
Made his playing debut at Wake Forest, his starting debut at FIU and remained in the lineup for the rest of the year... First freshman to start multiple games on the offensive line for the Owls since Scott Mitchell in 2007... Named Player of the Week for the offensive scout team for his work prior to the Southern Miss game.

Bishop Lynch
Garcia was a two-time, TAPPS D1 All-State selection for the Friars under coach Chuck Faucette. Bishop Lynch won the 2016 D1 title and advanced to the semifinals in 2017 before falling to Houston's St. Pius X... Credited with 78 pancake blocks as a senior and 186 in his career... Competed in powerlifting... Two-time Academic All-State selection and a member of the National Honor Society.

Personal
Full name: Cole Garcia... Born: June 16 at Dallas, Texas... Parents: Gary and Mary Garcia... (one brother)... Rice major: Undeclared (Social Sciences Division)... Rice College: Duncan



ELIJAH GARCIA 92

DL, 6-5, 290, JUNIOR
SAN ANTONIO, TEXAS
STEVENS HS

Rice
Three-time C-USA Commissioner's Honor Roll (2017-18-19).

2018
Credited with a career-high eight tackles to tie for the team lead at FIU and ranked eighth on the team with 39 stops... Credited with four tackles in the opener vs. Prairie View, including one for loss... Broke up one pass and also credited with a quarterback hurry... Credited with five tackles vs. Houston... Credited with four stops vs. UTSA and UAB in back-to-back efforts.

2017
Enjoyed a productive debut as a redshirt freshman with five tackles and sharing a TFL in nine games... Made his debut in the opener vs. Stanford in Sydney, Australia and was credited

with an assist... Credited with a career-best three tackles (1 solo and two assists) at Houston... Shared a tackle for loss vs. North Texas.

2016
Redshirt

Stevens High School
All-District 27-6A selection as a senior... Second-team All-San Antonio area and named one of San Antonio's top ten recruits by the San Antonio Express News... Credited with 100 tackles as a senior, including six sacks and eight hurries... Team captain as a senior... Three-year letterman... Played in the San Antonio Sports All-Star game in January.

Personal
Full name: Elijah Garcia. Born: Mar. 11... Parents: Candido and Stephanie Garcia (1 sister)... Rice Major: Sport Management... Rice College: McMurtry.

Elijah Garcia's Career Stats

DEFENSE	UT	AT	TOT	TFL	SACK	FF	FR	PD	QBH
2017	1	4	5	0.5/0	-	-	-	-	-
2018	19	21	40	3.5/20	1.0/10	-	-	1	2
TOTAL	20	25	45	4.0/20	1.0/10	-	-	1	2

Single Game Highs

Tackles: 8 @ FIU (O 20, 2018)

Tackles for Loss: 1.0 three times

Sacks: 1.0 vs. Old Dominion (N 24, 2018)



SAM GLAESMANN 4

WR, 6-3, 225, JUNIOR
WACO, TEXAS
MIDWAY HS

Rice

C-USA Commissioner's Honor Roll (2017 & 2019).

2017

Opened the year as the starter, becoming the first redshirt freshman to start at the season at quarterback since Taylor McHargue in 2010... Limited to six starts due to injuries and was limited in spring practice while recovering from offseason surgery... Threw for 500 yards, hitting on 37 of 72 passes, three of them for touchdowns... Ran for 172 yards on 42 carries and three touchdowns to finish second on the squad in total offense (112 per game)... Each of his three TD passes were 50 yards or longer to Aaron Cephus (52 at UTEP, 51 vs. LA Tech and 50 at UTSA)... Earned his first win as a starting quarterback at UTEP... Reached career bests in passing yards (187), total offense (255) and rushing touchdowns (2) vs. LA Tech but

was injured early vs. UAB the following week and missed the remainder of the year.

2016

Redshirted in the fall and then led the Owls with 178 total yards and three touchdowns in the Spring Game... He was three-of-five for 95 yards while connecting on touchdown passes to Robby Wells III and Aaron Cephus. He also rushed five times for 83 yards, including a 70-yard touchdown.

Midway High School

Offensive MVP in All-District 12-6A as the Panthers won the district and advanced to the regional semifinals ...Third team All State by TSWA... Honorable Mention Subway Super Team by *Dave Campbell's Texas Football* ... All-CenTex second team by the Waco Tribune and Centex Top 25 ... One of Texas' best 32 quarterbacks in DCTF's postseason recruiting guide... Threw for 3,017 yards and 29 touchdowns and added 605 yards and four scores on the ground... Second-team Academic All-State ... Member of the National Honor Society, PALS, Spanish Club and Business Professionals of America.

Personal

Full name: Sam Glaesmann. Born: Sept. 19... Parents: Ronnie

and Mary Lou Glaesmann (1 brother)... Brother Todd was a third round pick of Tampa Bay in the 2009 Major League Draft and played for nine seasons, reaching the AAA level... Uncle (Don McIntosh) played offensive line at Houston... Rice Major: Sport Management... Rice College: Martel.

Sam Glaesmann's Career Stats

PASSING	COMP	ATT	PCT	YDS	LONG	TD	INT
2017	32	72	44.4	500	52	3	6

RUSHING	ATT	YARDS	YDS/ATT	LONG	TD
2017	42	172	4.1	37	3

Single Game Highs

Pass Completions: 10 @ UTEP (S 9, 2017)

Pass Attempts: 18 two times

Passing Yards: 187 vs. Louisiana Tech (O 28, 2017)

Passing Touchdowns: 1 three times

Rushing Attempts: 13 vs. Louisiana Tech (O 28, 2017)

Rushing Yards: 69 @ UTSA (O 21, 2017)

Rushing Touchdowns: 2 vs. Louisiana Tech (O 28, 2017)



JUSTIN GOOSEBERRY 76

OL, 6-4, 291, GRADUATE
LITTLE ROCK, ARK.
OUACHITA BAPTIST

Ouachita Baptist University

2018

Earned All-American honors from both the Division II Conference Commissioners Association (first team) and American Football Coaches Association (second team) for coach Todd Knight while leading Ouachita Baptist to a 12-1 record and the first NCAA playoff win in school history... Tigers finished regular season at 11-0, the second undefeated regular season in school history... D2CCA First Team All-Region honors, unanimous First Team All-Great American Conference selection for the second consecutive season and was a nominee for the Gene Upshaw Award... Helped anchor an offensive line that paved the way for one of the top rushing offenses in the nation, averaging 277.6 yards per game.

2017

Started 11 games at right tackle and was an All-Great American Conference selection... Twin brother Cori was also named all-conference as the Tigers' left tackle.

2016

Started 11 games and earned Honorable Mention All-Great American Conference honors.

2015

Redshirted

Episcopal High School

Standout in both football and basketball at Episcopal... Named the Episcopal Defensive Player of the year by Max Preps under coach Richard Marsh, leading the Wildcats to a 12-2 record and the state semifinal.

Personal

Full name: Justin Gooseberry... Born: October 14 at North Little Rock, Arkansas... Parents: Jasmine Jenkins and Michael Gooseberry ... Three brothers, one sister... Twin brother (Cori) started as the left tackle at Ouachita while Justin manned the right side for the past three years... Enrolled in Rice's Masters of Global Affairs program.



GARRETT GRAMMER 46

LB/LS, 6-0, 226, JUNIOR
ROSENBERG, TEXAS
RICHMOND FOSTER HS

Rice

C-USA Commissioner's Honor Roll (2018).

2018

Limited early because of injuries, but saw action in nine games to earn his second letter.

2017

Lettered as a true freshman while handling the bulk of the Owls deep snapping chores... Made his debut vs. Stanford in the Sydney Cup in Australia... Credited with a pair of tackles vs. FIU and added a third at UTSA... Forced a fumble one of his tackles on punt coverage vs. FIU.

Richmond Foster High School

Second-team, All-state selection as both a junior and senior

for coach Shawn McDowell, teaming with fellow Rice signee Isaiah Richardson to anchor a Falcons defense that sparked a berth in the 5A-D1 semifinals and 14-1 record... District 27-5A Defensive MVP and a finalist for the Touchdown Club of Houston's Defensive Player of the Year... Dave Campbell's Texas Football's preseason Texas Top 300 and DCTFB's 2016 Subway Super Team and Class of 2017... Posted 131 tackles, 30 TFL, 10 sacks, five fumble recoveries and three fumbles forced and a senior and concluded his career with 353 tackles, 74 TFL, 34 sacks, seven fumble recoveries, six fumbles forced, six blocked field goals and a pair of interception returns for touchdowns... Honorable mention THSCA Academic All-State.

Personal

Full name: Garrett Grammer... Born: December 18 at Corpus Christi, Texas... Parents: John and Lana Grammer... (two sisters)... Father played Basketball at Oklahoma in 1981, cousins Shane (Oklahoma State DL) and Korey (UTEP LB) Jarka played D1 football... Rice Major: Sport Management... Rice College: Lovett.

Garrett Grammer's Career Stats

DEFENSE	UT	AT	TOT	TFL	SACK	FF	FR	PD	QBH
2017	2	1	3	-	-	1	-	-	-
2018	1	0	1	-	-	-	-	-	-
TOTAL	3	1	4	-	-	1	-	-	-

Single Game Highs

Tackles: 2 vs. FIU (S 23, 2017)

Forced Fumbles: 1 vs. FIU (S 23, 2017)



JACOB GRAMS

37

SAF, 6-0, 203, SOPHOMORE
HOUSTON, TEXAS
EPISCOPAL HS

Rice

C-USA Commissioner's Honor Roll (2018).

2018

Made his debut against UTEP... Named Player of the Week for the special teams scout squad (Southern Miss).

2017

Redshirted

Episcopal High School

Three-year starter for coach Steve Leisz at Episcopal, leading the Knights to consecutive runner-up finishes in the Southwest Preparatory Conference as a junior and senior.... Picked off three passes as a senior and totaled five in his career... Three-time member of the EHS Academic Honor Roll and volunteered with the West U Challenger League Baseball program and Race for the Cure.

Personal

Full name: Jacob Anthony Grams... Born: May 25 at Houston ... Parents: Dana and Vicki Grams... (three brothers, three sisters)... Father played at Rice Major: Kinesiology/Sport Management... Rice College: McMurtry.



WILEY GREEN

5

QB, 6-3, 206, FRESHMAN
PLANO, TEXAS
PRESTONWOOD CHRISTIAN

Rice

C-USA Commissioner's Honor Roll (2018)... C-USA Commissioner's Academic Medal (2018).

2018

A member of Mike Bloomgren's first recruiting class who made his debut at FIU and went on to throw for 621 yards (45-88-4) and three touchdowns in four games (three starts)... Threw for 313 yards against UTEP... Passing yards were most by an Owl freshman since Mark Comalander threw for 357 yards vs. Houston in 1984, the most by any Rice QB since Tyler Stehling threw for 407 vs. Prairie View in 2016 and the most in C-USA play by an Owl since Driphus Jackson finished with 359 at UTSA in 2015.. Made his starting debut at North Texas, hitting on 21 of 37 passes for 204 yards and a touchdown while adding a second score on the ground... 21 completions were the most by an Owl this year and the most since Tyler Stehling completed 35 at Charlotte in 2016... Engineered an 11-play, 75-yard drive

on his first possession as a starter to give the Owls a 7-0 lead, scoring the touchdown on a two-yard run... Tossed a three-yard touchdown pass to Aaron Cephus in the third quarter vs. UNT for the first of his career... Made his debut at FIU in the second quarter and completed his first pass attempt for an eight-yard completion to Austin Trammell... Took over in the fourth quarter after Evan Marshman was hurt... Named Player of the Week for the offensive scout team for his work prior to the Prairie View game.

Prestonwood Christian

Made the most of his return to the field after an injury as a junior, quarterbacking Prestonwood to the 2017 TAPPS Division 1 state title... Named TAPPS Division 1 All-State second after throwing for 4,101 yards and 50 touchdowns while completing 67% of his passes (288/433)... Capture the state crown by rallying from 18 points down in the third quarter to defeat Houston's St. Pius X, 42-41 and reached the finals by avenging a regular season loss to Fort Worth All Saints ... Awarded the Lion's Heart Award... Also lettered twice in baseball... 2017 Homecoming King, National Honor Society, A Honor Roll and ranks in the top 10% of his class... Young Men's Service League - national mother-son volunteer organization... Participated in a 2018 mission trip with the Prestonwood baseball team to the Dominican Republic with school baseball team... Volunteer tornado relief in March 2016 with the Fellowship of Christian Athletes ... Young Life & FBLA (2014-16).

Personal

Full name: Wiley Green... Born: April 3 at Irving, Texas... Parents: Lamar and Tara Green ... (one sister)... Father played soccer at Midwestern State & North Texas and professionally with Dallas Inter of the Lone Star Soccer Alliance for three years... One grandfather (Thomas Wiley Norman, Jr) pitched for East Carolina as did one great uncle (Robert Wright Norman)... Other grandfather played lacrosse at UConn... Uncle (Derek Green) ran track for Texas A&M 3 years... Rice major: Undeclared (Social Sciences Division)... Rice College: Baker

Wiley Green's Career Stats

PASSING	COMP	ATT	PCT	YDS	LONG	TD	INT
2018	45	88	51.1	621	60	3	4

RUSHING	ATT	YARDS	YDS/ATT	LONG	TD
2018	15	34	2.3	10	2

Single Game Highs

Pass Completions: 21 @ North Texas (O 27, 2018)

Pass Attempts: 37 @ North Texas (O 27, 2018)

Passing Yards: 313 vs. UTEP (N 3, 2018)

Passing Touchdowns: 2 vs. UTEP (N 3, 2018)

Rushing Attempts: 7 vs. Old Dominion (N 24, 2018)

Rushing Yards: 33 vs. Old Dominion (N 24, 2018)

Rushing Touchdowns: 1 two times



HUNTER HANLEY 50

DL, 6-2, 217, FRESHMAN
HERSHEY, PA.
MILTON HERSHEY HS

Milton Hershey High School

All-Mid Penn Capital Division second team selection as a line-backer and co-captain for coach Jeff Boger as a senior, helping spark the Spartans to an 10-2 record and the first home playoff game in school history... Finished with 100 tackles, 4.5 sacks, picked off one pass and broke up three in his first year as a starter... National Honor Society and National Spanish Honor Society... Student Government Association ... Visionary award, most ideal computer technician award, entrepreneurship award, and rotary student of the month... Started a supplement and nutrition assistance program for underclassmen football players... junior chapel core leader (assisted in leading elementary student chapel services).

Personal

Full name: Hunter Donald Hanley... Born: August 20 at Buffalo, New York ... Parents: Hugh and Laura Hanley... Mother played basketball at Houghton College and is a member of her high school's athletics hall of fame... Rice major: Undeclared... Rice College: Brown



WILL HARRISON 25

K, 5-10, 187, SOPHOMORE
WESTFIELD, IND.
WESTFIELD HS

2017

Scored 27 points as a true freshman, handling the bulk of the Owls placekicking duties... Made his debut at UTEP and opened the scoring by connecting on a 36-yard field goal with his first collegiate attempt... Added four PATs to finish with seven points, his top effort of the year... Also kicked four PATs vs. LA Tech and Southern Miss... Second field goal was a 31 yard effort at Houston.

Westfield High School

Standout kicker who helped lead Westfield to its first Indiana 5A state championship for coach Jake Gilbert... Kohl's Kicking Camp second-team, All-America selection... Booted a pair of field goals and also pinned top-seed Fort Wayne Snyder deep with his punts in the state semifinals, then added three field goals and a PAT in a 16-13 win over Columbus East at Lucas Oil

Stadium in Indianapolis... Converted on 17 of 24 attempts as a senior, with a long of 53 yards, and produced 43 touchbacks in 68 kickoffs... Averaged 38 yards per punt and placed 14 inside the 20.

Personal

Full name: William Harrison ... Born: October 22 at Chattanooga, TN.. Parents: Trey and Katherine Harrison... (one brother, one sister).... Rice major: Sport Management... Rice College: McMurtry.

Will Harrison's Career Stats

FG	FG	PCT	1-19	20-29	30-39	40-49	50+	LG	BLK
2017	2-4	50.0	-	0-1	2-2	0-1	-	36	1

PATS MADE-ATT

2017	21-21
------	-------

Single Game Highs

Field Goals: 1 two times
 Long: 36 @ UTEP (S 9, 2017)
 Most PATs: 4 three times



HUNTER HENRY **26**

SAF, 6-1, 201, FRESHMAN
 AUSTIN, TEXAS
 LAKE TRAVIS HS

Lake Travis High School

Three-year standout who concluded his career at Lake Travis for coach Hank Carter after two seasons at Cedar Park... All-District 25-6A after compiling 79 tackles, one sack, picked off one pass and broke up three others for the Cavaliers as they reached the state quarterfinals... Named to Dave Campbell's Texas Football's Top 300 and as part of the magazine's postseason "Class of 2019"... All-district selection as a junior at Cedar Park and named to DCTFB's Top 100 juniors... Honorable mention all-district as a sophomore as Cedar Park captured the state title... Credited with 143 tackles in his high school career along with 14 PBUs, three interceptions (one returned for a touchdown)... Competed in track with bests of 11.1 in the 100 and 22.9 in the 200 meters... National Honor Society member and Academic All-District... Young Men's Service League (YMSL), Special Olympics Texas (SOTX) Volunteer, Open My World (OMW) Horse lead for Children with Disabilities.

Personal

Full name: John Hunter Henry... Born: June 30 in Austin, Texas ... Parents: John and Anita Henry... Mother was an eight-time All-American in swimming for Alabama from 1985-89... Aunt, Megan Henry, has competed with the US Skeleton team since 2013... Two sisters... Rice major: Undeclared... Rice College: Baker



ZACH HOBAN **16**

K, 6-0, 173, FRESHMAN
 WEST ORANGE, N.J.
 SETON HALL PREP

Seton Hall Prep

Two-time, All-State selection for coach William Fitzgerald at Seton Hall Prep... Blue Grey All-American... Ranked #12 Kicker in the Nation by Kohl's Kicking, 5-Star kicking prospect by Kohl's Kicking and Chris Sailer Kicking... Holds the school record with 12 career field goals, including a pair from over 50 yards... Set a school record with a 52-yarder, which is also the longest field goal off the ground in state history... 100% conversion on extra points... Averaged 68.2 yards per kickoff and 40.2 yards per punt... Also played lacrosse... Member of the Honor Roll... Raised over \$14,000 in three seasons through his Zach Hoban & the SHP Pirates Kick It for Cancer Fundraiser, collecting pledges for points scored and accepting donations.

Personal

Full name: Zachary Campbell Hoban... Born: January 18 at Summit, New Jersey ... Parents: William and Sheri Hoban... Father competed in track at Navy... Rice major: Undeclared... Rice College: Brown



JAVANTE HUBBARD 52

DL, 6-2, 264, JUNIOR
HOUSTON, TEXAS
ELSIK HS

Rice

C-USA Commissioner's Honor Roll (2017).

2018

Credited with a pair of tackles in the opener vs. Prairie View... Named Player of the Week for the defensive scout team for his work prior to the UTSA and FIU games.

2017

Earned his first letter while picking up his first playing time and being credited with a pair of tackles... Made his debut vs. Stanford in the Sydney Cup in Australia... Credited with an assist on a tackle at Houston and added a solo stop vs. Army.

Elsik High School

All District 23-6A and a team captain as the Rams captured the

district title... Credited with 109 tackles as a senior, 45 for loss (19 sacks) while forcing four fumbles and breaking up three passes... Member of the Houston Chronicle's Houston 100... Academic All-District and plays in the school orchestra.

Personal

Full name: JaVante Hubbard. Born: Mar. 10... Parents: Mark and Tameiska Frank... Rice Major: Kinesiology... Rice College: Martel.

JaVante Hubbard's Career Statistics

DEFENSE	UT	AT	TOT	TFL	SACK	FF	FR	PD	QBH
2017	1	1	2	-	-	-	-	-	-
2018	3	0	3	-	-	-	-	-	1
TOTAL	4	1	5	-	-	1	-	-	1

Single Game Highs

Tackles: 2 vs. Prairie View A&M (A 25, 2018)



CONNOR HUGHES 67

OL, 6-2, 279, FRESHMAN
KATY, TEXAS
CINCO RANCH HS

Cinco Ranch High School

Two-year starter and earned three letters for coach Don Clayton at Cinco Ranch HS... Helped lead the Cougars to the 2016 6A D2 semifinals... Threw the shot in track... Second-team Academic All-State selection as well as All-Academic District 19-6A... Member of the Good Sportsmanship League and Environmental Club.

Personal

Full name: Connor Hughes... Born: April 27 at Houston, Texas ... Parents: Sean and Jessica Lilly Hughes... One sister... Grandfather (Carol Hughes) played Lacrosse and soccer at Johns Hopkins... Rice major: Undeclared... Rice College: Baker



DYLAN JAMES

42

LB, 6-4, 235, JUNIOR
SAN ANTONIO, TEXAS
JOHNSON HS

2018

Placed on scholarship heading into his third year with the Owls... Named the Defensive Scout Team Player of the Week prior to the UTEP game.

2017

Walk-on who earned his first letter after appearing in 10 games as a redshirt freshman... Made his debut at Houston and was credited with his first stop vs. Army... Added a pair of assists vs. Southern Miss to finish the year with three tackles.

Johnson High School

All District 26-6A at linebacker for coach Ron Rittimann ... Credited with 75 tackles, including six sacks as a senior and finished with 118 tackles, 9 sacks and 10 PBU in his career... Selected to play in the San Antonio All-Star game after his senior year..

Academic All-State., National Merit Scholar and a member of the National Honor Society.

Personal:

Full name: Dylan James... Born: December 24 at Baltimore, Maryland... Parents: Ronald and Theresa James (one brother, James who plays golf at Texas Lutheran)... Rice Major: Kinesiology... Rice College: Jones

Dylan James' Career Statistics

DEFENSE	UT	AT	TOT	TFL	SACK	FF	FR	PD	QBH
2017	1	2	3	-	-	-	-	-	-
2018	-	-	-	-	-	-	-	-	-
TOTAL	1	2	3	-	-	-	-	-	-

Single Game Highs

Tackles: 2 vs. Southern Miss (N 11, 2017)



JERRY JOHNSON III

59


OL, 6-1, 280, FRESHMAN
PORT ST. LUCIE, FLA.
TREASURE COAST HS

Treasure Coast High School

Two-year starter and four-year letterman for coach Irvin Jones as the Titans reached the Florida 8A Playoffs... Played both guard and center... National Honor Society and Mu Alpha Theta member... Dean's List and graduated from high school with an Associate's Degree.

Personal

Full name: Jerry Miles Johnson III... Born: January 24 at Tallahassee, Florida ... Parents: Jerry Miles Johnson II and Lakeisha Maria Edwards... Father earned All-ACC honors as a defensive lineman at Florida State in 1999 and was drafted in the fourth round of the 2000 NFL Draft by Denver... Played two seasons for the Broncos..... Rice major: Undeclared... Rice College: Brown



JOVONI JOHNSON 3

QB, 6-3, 206, FRESHMAN
CONWAY, ARK.
CONWAY HS

Conway High School

7A Central All-State selection for coach Keith Fimple after leading the Wampus Cats to the state semifinals... Threw for 1,548 yards and ran for another 929 as a senior while being responsible for 34 touchdowns... Selected to play in the Arkansas High School All-Star game... Air National Guard Scholar Athlete of the Year... Completed his career with 2,161 yards passing and 1,367 yards on the ground and totaled 52 touchdowns... National Honor Society and National Merit Scholar... Golden Lamp Outstanding Student... Arkansas 2nd District Teen Court... Caring Cats Special Education Inclusion Tutoring.

Personal

Full name: JoVoni O'Keith Johnson... Born: February 2 at Conway, Arkansas ... Parents: Dwayne McCray and Markiba Johnson... One brother, one sister..... Rice major: Undeclared... Rice College: Sid Richardson



HUNTER JONES 72

C, 6-3, 274, FRESHMAN
STOCKTON, CALIF.
SAINT MARY'S HS

Saint Mary's High School

All-Tri City Athletic League and candidate for All-State for coach Tony Franks after leading Saint Mary's to the league title, bouncing back from an 0-4 start to reach the Division I semifinals... Named team MVP... Two-year starter who earned all-league honors as both a junior and senior after moving up the varsity level late in his sophomore year... Also played baseball.

Personal

Full name: Hunter Robert Gary Jones.. Born: November 10 at Stockton, California ... Parents: Bobby and Angela Jones... One brother... Rice major: Undeclared... Rice College: Baker



JAWAN KING 22

RB, 5-10, 219, FRESHMAN
ATLANTA, TEXAS
ATLANTA HS

Atlanta High School

All-District 7-3A D1 selection as a senior for coach Matt McClure, leading the Rabbits to the regional title game... Averaged 8 yards a carry as a senior (168 for 1,351 yards) and scored 18 touchdowns on the ground.... Caught 11 passes for 254 yards (23 yards per catch) and scored three touchdowns... Member of Dave Campbell's Texas Football's Top 300 and featured as part of DCTF's postseason "Class of 2019"... Averaged 6.9 yards per carry in his two years as a starter (366-2,551 yards) and scored 29 touchdowns on the ground... Caught 28 passes for 570 yards and eight touchdowns in two seasons... Competed in track and anchored Atlanta's state champion 4x100 relay as a sophomore and junior and helped lead the Rabbits to the state 4A title in 2017... National Honor Society... Participated in band and a member of 4-H.

Personal

Full name: Jawan King... Born: October 30 at Texarkana, Arkansas ... Parents: Russell Stiger and Sharon King... Two brothers, six sisters... Sister, Aniya, competes in track for Southern Arkansas... Cousin, Derrick Blaylock, was a standout at SFA who played for Chiefs and Jets from 2002-06... Rice major: Undeclared... Rice College: Martel



ISSAC KLARKOWSKI 54

OL, 6-2, 275, FRESHMAN
GREEN BAY, WISC.
SOUTHWEST HS

Southwest High School

Two-way standout for coach Tim Birr, earning all-conference and all-region honors on both offense and defense... Led team to the 2017 WIAAWI Division 2 semifinals... Did not allow a pressure in 244 pass attempts on offense while piling up 61 tackles (6 for loss/3 sacks) on defense as a senior... Only allowed 15 pressures in 1,013 snaps on offense in his career, and was credited with 121 tackles (14 for loss/7.5 sacks) on defense... Semifinalist for the Joe Thomas Award as the state's top offensive lineman... Four-year letterman in wrestling with over 100 career wins... Ranked 4th in his weight class... Valedictorian, National Honor Society, Student Council, Key Club, Peer Athletic Council... Member of the Science and Math teams.

Personal

Full name: Issac Norman Klarkowski... Born: January 8 at Green Bay, Wisconsin ... Parents: John and Missy Klarkowski... Two sisters... Uncle (Jeff Karkowski) wrestled at UW Oshkosh, cousin (Zach Klarkowski) played football at St. Norbert College, uncle (Jason Willems) played football at St. Norbert and baseball at Western Wisconsin Technical College for one year... Rice major: Undeclared... Rice College: Duncan



ZANE KNIPE 13

WR, 5-11, 179, FRESHMAN
HOUSTON, TEXAS
LAMAR HS

Lamar High School

All-District 18-6A for coach Mike Lindsey at Lamar as the Texans captured the district title... Two-year starter at Lamar... Caught 30 passes for 451 yards and five touchdowns as a senior in eight games... Member of Dave Campbell's Texas Football's Top 300 and featured as part of DCTF's postseason "Class of 2019"... Houston Chronicle's Houston 100 ... Finished his career with 42 receptions for 662 yards and eight touchdowns and averaged 27.5 yards on six kick returns, returning one for a touchdown... Named Elite Academic All-State... National Honor Society... Served as the President of the Science National Honors Society... Young Life.

Personal

Full name: Zane Hayes Knipe... Born: September 12 at Houston, Texas... Parents: Chad and Stormy Hayes-Knipe... One sister... Grandfather, Loy Hayes, played quarterback at New Mexico State... Rice major: Undeclared... Rice College: Baker



E.J. LAHLOUH 56

LB, 6-0, 211, FRESHMAN
REDWOOD CITY, CALIF.
JUNIPERO SERRA HS

Junipero Serra High School

Two-time All-Bay Area and All West Coast Athletic League selection for coach Patrick Walsh... Credited with 75 tackles (10 for loss/6 sacks) and intercepted a pass while playing in nine games as a senior... Helped lead the Padres to the CIF Division 2-AA state title as a junior as team finished 8th in the final national high school rankings... Ended his career with over 250 tackles.

Personal

Full name: Edmond Jacob Lahlouh... Born: September 26 at Redwood City, California... Mother: Leena Lahlouh... One sister... Rice major: Undeclared... Rice College: Sid Richardson



JOSHUA LANDRUM 14

CB, 5-10, 164, FRESHMAN
CEDAR HILL, TEXAS
CEDAR HILL HS

Cedar Hill High School

All-District 6-7A D2 in his first year as a starter for coach Carlos Lynn, helping lead the Longhorns to the district title... Was credited with 16 tackles, picked off one pass and broke up 20 others, while forcing one fumble and recovering another... Joined his teammate in the Longhorn defensive backfield, Kirk Lockhart, in signing with the Owls... Member of the Honor Roll.

Personal

Full name: Joshua Landrum... Born: February 27 at Cedar Hill, Texas... Parents: Percy Landrum and Tasheika Davis... One sister... Rice major: Undeclared... Rice College: Hanszen



NICK LEVERETT 55

OL, 6-4, 310, GRADUATE
SALISBURY, N.C.
NORTH CAROLINA CENTRAL

Rice

Graduate transfer offensive lineman who joins the Owls from North Carolina Central where he was a three-year starter on and off the field... One of 22 players named to the 2018 Allstate AFCA Good Works Team® and on the 2019 Wuerffel Trophy Watch List.

2018

Started all 11 games at left tackle... Voted to All-MEAC Second Team... Graded out with a team-best 93 percent of his blocking assignments with 16 pancake blocks and only allowing two sacks and committing three penalties... Two-time MEAC Offensive Lineman of the Week (Oct. 6, Oct. 20)... Voted to Preseason All-MEAC First Team... Named to HBCU Gameday Preseason FCS All-America Team (Second Team) and BOXTOROW Preseason HBCU All-America Team.

2017

Started all 11 games at tackle... Voted to All-MEAC Second Team... In 738 plays, graded out at a team-best 90 percent with 52 pancake blocks and allowed just three sacks... Selected as the MEAC Offensive Lineman of the Week on Oct. 30.

2016

Started all 12 games in first season of college football... Voted All-MEAC Third Team... Achieved grade of 84 percent on blocking assignments from his tackle position, while adding 35 pancake blocks... Named MEAC Offensive Lineman of the Week on Sept. 27.

2015

Redshirted in his first season at North Carolina Central.

Concord High School

Selected to play in North Carolina Shrine Bowl... Three-sport athlete (football, basketball, track & field).

Personal

Full name: Nicholas Leverett... Born January 11 at Charlotte, NC... Parents: Tracy Leverett and Nicole Bost... Three sisters... Enrolled in Rice's Masters of Global Affairs program.



KIRK LOCKHART 9

SAF, 5-11, 185, FRESHMAN
CEDAR HILL, TEXAS
CEDAR HILL HS

Cedar Hill High School

Blossomed into a defensive standout in his first year as a starter for coach Carlos Lynn, helping lead the Longhorns to the District 6-7A D2 title... Credited with 40 tackles (two for loss), picked off seven passes, broke up nine others and forced three fumbles... Joins his teammate in the Longhorn defensive backfield, Joshua Landrum, in signing with the Owls... Also competed in track and powerlifting and finished third in his weight class... Student Council... Student Leadership... Computer Club.

Personal

Full name: Kirk Lockhart... Born: November 28 at Los Angeles, California... Parents: Kirk and Veronica Lockhart... One brother, three sisters... Rice major: Undeclared... Rice College: Hanszen



EVAN MARSHMAN 19

QB, 5-11, 200, SOPHOMORE
AUSTIN, TEXAS
HOUSTON CHRISTIAN

Rice

C-USA Commissioner's Honor Roll (2018 & 2019)

2018

Worked his way into playing contention and eventually a starting role with a strong spring and fall camp... Made his starting debut at FIU, completing 11-15 passes for 107 yards and adding 68 yards on 11 carries and scoring twice on the ground... Led the Owls on a 12-play, 75-yard scoring drive on the first possession of the game, capping it with a seven-yard TD run... Added a 22-yard touchdown in the third quarter before departing the game with an injury... Made his debut vs. Hawai'i playing special teams... Saw his first action at quarterback vs. UAB in relief and completed 6-16 passes for 57 yards while rushing for seven net yards and having a long rush of 13.

Houston Christian High School

All-SPC and team MVP at Houston Christian for coach Max Bowman... Threw for 1,824 yards and 16 touchdowns while

rushing for 10 more scores as a senior... Transferred to Houston Christian as a senior after two years under former Heisman winner Ty Detmer at St. Andrews High School in Austin... Threw for a combined 4,340 yards and 47 touchdowns and added 18 scores and 700 yards on the ground in his career... Earned All-SPC honors in track, finishing third at in the 200 meters (22.07) and the SPC state meet.

Personal

Full name: Evan Roger Marshman.. Born: May 20 at Houston. ... Parents: Roy and Josie Marshman... (one sister)... Rice Major: Economics... Rice College: Brown.

Evan Marshman's Career Stats

PASSING	COMP	ATT	PCT	YDS	LONG	TD	INT
2018	17	31	54.8	164	24	0	1
RUSHING	ATT	YARDS	YDS/ATT	LONG	TD		
2018	18	75	4.2	22	2		

Single Game Highs

Pass Completions: 11 @ FIU (O 20, 2018)
Pass Attempts: 16 vs. UAB (O 13, 2018)
Passing Yards: 107 @ FIU (O 20, 2018)
Rushing Attempts: 11 @ FIU (O 20, 2018)
Rushing Yards: 68 @ FIU (O 20, 2018)
Rushing Touchdowns: 2 @ FIU (O 20, 2018)



WILL MARTINEZ 51

DL, 6-2, 231, FRESHMAN
HOUSTON, TEXAS
LAMAR HS

Lamar High School

Two-year starter and team captain for coach Mike Lindsey at Lamar as the Texans captured the District 18-6A title... Teamed with fellow Rice signee Zane Knipe with the Texans... Finalist for the Touchdown Club of Houston's Outstanding Football Scholar-Athlete Award... National Hispanic Merit Scholar who ranked fourth in a class of 796... Active in Young Life.

Personal

Full name: William Wise Martinez... Born: January 22 at Houston, Texas... Parents: Corby and Jennifer Martinez... One brother, two sisters... Rice major: Undeclared... Rice College: Jones



MILES MCCORD 13

DB, 6-1, 162, SOPHOMORE
IRVINE, CALIF.
GOLDEN WEST COLLEGE

Golden West Junior College

Credited with 11 tackles for coach Nick Mitchell at Golden West in his lone season with the Rustlers... Golden West was ranked seventh in Southern California.

Sage Hill High School

Three-year starter as a wide receiver for coach BJ Crabtree, with 61 receptions, 1,028 yards and 28 touchdowns while also picking off three passes on defense... Earned a total of eight letters in high school, also competing in basketball and track... Newport Beach Chamber of Commerce Outstanding Student-Athlete Award

Personal

Full name: Miles Edward McCord... Born: September 17 at Newport Beach, Calif... Parents: Keith and Sophia McCord... One brother, one sister... Sister and brother both compete for Yale... Sister (Sydney) is an incoming freshman who will compete in track while brother (CJ) plays football and has earned All-Ivy League honors as a high jumper... Rice major: Undeclared... Rice College: Martel



NICHOLAS MCQUARRY 85

K/P, 6-2, 200, FRESHMAN
JACKSONVILLE, FLA.
WESTWOOD (MASS.) HS

2018

Walk-on who is a member of Mike Bloomgren's first recruiting class.

Mandarin High School

Three-year starter for coach Brian Braddock at Mandarin HS in Jacksonville, sparking the Mustangs to a Gateway Conference and District 1 title... Converted all 26 PATs and had touchbacks on 30 of 35 kickoffs during the year... Converted on four of five field goals. Also played tennis... A member of the National Honor Society and an AP Scholar. Active in community service as part of Mandarin's Leadership Team.

Personal

Full name: Nicholas McQuarry... Born: April 6 at Jacksonville Florida... Mother: Shannon McQuarry ... Rice major: Undeclared... Rice College: Martel



BENNETT MECOM

84

WR, 6-3, 197, FRESHMAN
FRISCO, TEXAS
REEDY HS

Reedy High School

All-District 7-5A D2 as a senior for coach Chad Cole as the Lions captured the district title and advanced to the regional final... Three-year starter... Caught 56 passes for 900 yards and six touchdowns as a senior and graduated as the leading receiver in Reedy history with 111 receptions for 1,594 yards and 12 touchdowns... Lettered for three years in basketball... National Honor Society and a member of the Young Men's Service League.

Personal

Full name: Bennett Pierce Mecom... Born: October 27 at Denver, Colorado... Parents: Jim and Kathy Mecom... One sister... Rice major: Undeclared... Rice College: Duncan



CHARLIE MENDES

91


P, 6-3, 191, FRESHMAN
VAN NUYS, CALIF.
HARVARD-WESTLAKE HS

Harvard-Westlake High School

First-team, all-league as a junior for coach Michael Burnett... Only began playing football as a junior after three seasons of soccer... Ranked as the 35th best punter in the class of 2019 by Chris Sailer... Converted 18 of 19 PATs as a senior... Dean's List... Student Ambassador program co-chairman... Peer Support leader.

Personal

Full name: Charlie Mendes... Born: August 17 at Beverly Hills, California... Parents: Fred and Donna Mendes... One sister... Rice major: Undeclared... Rice College: Brown



ANTONIO MONTERO

1

LB, 6-0, 222, SOPHOMORE
EDEN PRAIRIE, MINN.
EDEN PRAIRIE HS

Rice

C-USA Commissioner's Honor Roll (2019)

2018

True freshman who started seven of that last nine and finished with 34 tackles... Credited with a career-best seven tackles vs. UTEP... Picked off his first career pass vs. ODU... Picked up a then season-best four tackles vs. UTSA in his second consecutive start... Credited with three tackles at Southern Miss.

Eden Prairie High School

Minnesota Mr. Football, Metro Player of the Year, All-State and AP Defensive Player of the Year for coach Mike Grant as the Eagles capped an undefeated season with their 10th state championship... Credited with 118 tackles (13 for losses), two interceptions and three forced fumbles on defense while rush-

ing for 24 touchdowns as a senior... Concluded his career with 235 tackles (29 for losses), four forced fumbles and three interceptions... A product of the same high school that produced former Owl safety Corey Frazier... AP Honor Student, Hispanic Scholar and a member of the Environmentalist Club.

Personal

Full name: Antonio Montero... Born: October 18 at Eden Prairie, Minnesota... Parents: Luis Monterk and Carrie Montero... (one brother)... Father was born in Spain and played professional soccer until he was 22... Rice major: Undeclared (Social Science Division)... Rice College: Lovett

Antonio Montero's Career Statistics

DEFENSE	UT	AT	TOT	TFL	SACK	FF	FR	PD	INT
2018	20	14	34	0.5/1	-	-	-	1	1

Single Game Highs

Tackles: 7 vs. UTEP (N 3, 2018)

TFL: 0.5 vs. UTEP (N 3, 2018)

Interceptions: 1 vs. Old Dominion (N 24, 2018)



CAMERON MONTGOMERY 8

WR, 5-5, 160, SOPHOMORE
STAFFORD, TEXAS
STAFFORD HS

2018

Redshirted after suffering an injury.

2017

Lettered as a true freshman after appearing in nine games... Averaged 6.5 yards per attempt on 11 carries, with a long rush of 12 yards vs. LA Tech... Finished with 42 yards vs. the Bulldogs, for his best effort of the year... Made his debut vs. Stanford in the Sydney Cup in Australia and carried the ball once for a gain of four yards... Three of his 11 carries went for 10 or more yards (11 at UTEP, 12 vs. LA Tech, 10 vs. North Texas.

Stafford High School

Speedy second-team, all-district 12-4A selection for coach Ron Counter at Stafford, leading the Spartans to the 4A-D1 Region 3 finals... Averaged better than 10 yards per carry,

finishing with 870 yards and eight touchdowns on the ground and finished with 1,267 all-purpose yards as a senior... State champion in the 4A 100 meters in track as a junior... Member of the Stafford honor roll.

Personal

Full name: Cameron Montgomery ... Born: March 28 at Houston, TX... Parents: Troy and Ava Montgomery... (one sister)... Rice major: Sport Management... Rice College: Will Rice.

Cameron Montgomery's Career Stats

RUSHING	ATT	YARDS	YDS/ATT	LONG	TD
2017	11	72	6.5	12	0

Single Game Highs

Rushing Attempts: 4 vs. Louisiana Tech (O 28, 2017)

Rushing Yards: 42 vs. Louisiana Tech (O 28, 2017)



MYRON MORRISON 57

LB, 6-3, 213, FRESHMAN
HUMBLE, TEXAS
ATASCOCITA HS

Atascocita High School

All-District 22-6A selection for coach Craig Stump as the Eagles repeated as district champions... Named team and defensive MVP... Semifinalist for the Touchdown Club of Houston's Defensive Player of the Year... Credited with 127 tackles and a pair of interceptions as a senior... Two-year starter for the Eagles... Academic All State Honorable Mention and National Society of High School Scholars.

Personal

Full name: Myron Cole Morrison... Born: April 22 at Baton Rouge, Louisiana.. Parents: Myron J. Morrison and Tonia Morrison... One brother... Father played defensive back at Southern... Rice major: Undeclared... Rice College: Lovett



JORDAN MYERS 7

TE, 6-2, 217, JUNIOR
DICKINSON, TEXAS
DICKINSON HS

Rice

Three-time C-USA Commissioner's Honor Roll.

2018

Fourth on the team with 15 catches (241 yards)... Combined with Wiley Green on a 60-yard catch and run vs. ODU, a career long for both... Most experienced tight end for the Owl after seeing action at the position in 2017 and caught one pass for four yards in the opener vs. Prairie View... Teamed up with Shawn Stankavage on a 29-yard reception for his first career touchdown reception and Stankavage's first career TD pass... Hooked up with Jack Fox on a fake punt for a 17-yard completion.

2017

Fifth on the team with 199 yards rushing and added 119 on 11

receptions while filling a number of roles for the Owls in his first year of action... Made five starts on the year, including the opener vs. Stanford in the Sydney Cup in Australia... Opened the year as the H-Back, but then made three starts at running back before missing a pair of games with an injury... Made his starting debut at running back vs. Army and rushed for a season-best 76 yards on 15 carries... Added 32 at UTSA and 47 vs. LA Tech in his other starts at running back... Scored his first career touchdown on three yard run at UTEP to extend the Owls lead to 24-7 in the fourth quarter... Caught four passes for 42 yards vs. the Miners for his top effort of the year... Had a 21-yard reception at ODU for his longest catch of the year.

Dickinson High School

Four-year starter who scored 101 touchdowns in his career... MVP of district as a senior as the Gators advanced to the 6A Division I semifinals... Three-time All-District 24-6A while playing both running back and tight end... Totaled 2,132 yards and 33 touchdowns on the ground and another 1,450 and five TDs in receiving... Earned All-State honors as a junior tight end (TSWA)... Vype Magazine and Houston Chronicle Houston Top 100... Houston Touchdown Club All Greater Houston preseason team and one of 10 finalists for their Offensive Player of the Year... Houston Touchdown Club Academic Award nominee

and second-team Academic All-State.

Personal

Full name: Jordan Cameron Myers. Born: Aug. 22... Parents: Christopher and Christina Myers...Rice major: Economics...Rice College: Lovett.

Jordan Myers' Career Stats

RECEIVING	REC	YARDS	YDS/REC	LONG	TD
2017	11	119	10.8	21	0
2018	15	241	16.1	60	1
TOTALS	26	360	13.8	60	1

RUSHING	ATT	YARDS	YDS/ATT	LONG	TD
2017	42	199	4.7	18	1
2018	5	6	1.2	2	0
TOTALS	47	205	4.4	18	1

Single Game Highs

Receptions: 4 @ UTEP (S 9, 2017)

Receiving yards: 67 vs. Old Dominion (N 24, 2018)

Receiving TDs: 1 vs. Houston (S 1, 2018)

Rushing Attempts: 15 vs. Army West Point (O 7, 2017)

Rushing Yards: 76 vs. Army West Point (O 7, 2017)

Rushing Touchdowns: 1 @ UTEP (S 9, 2017)



DASHARM NEWSOME

5

SAF, 5-11, 194, JUNIOR
HOUSTON, TEXAS
CY RIDGE HS

2018

Saw action in nine games... Credited with a career-high three tackles at Wake Forest.

2017

Earned his first letter after seeing his playing time pick up over the last half of the season... Made his debut vs. Houston on special teams and was credited with his first tackle with a stop on a kickoff vs. LA Tech... Played in the last six games to complete the year.

Cy Ridge High School

One of two Cy Ridge standouts to sign with the Owls, joining D'Angelo Ellis... All District 17-6A as well as on the all district academic team... Member of the Houston Chronicle and Vype Magazine's Houston Top 100.

Personal

Full name: Dasharm Marquise Newsome...Born: Sept. 4... Parents: Shellie and Katrina Newsome (six brothers, two sisters)... Rice major: Psychology/Kinesiology... Rice College: Baker.

Dasharm Newsome's Career Statistics

DEFENSE	UT	AT	TOT	TFL	SACK	FF	FR	PD	QBH
2017	1	0	1	-	-	-	-	-	-
2018	4	4	8	-	-	-	-	-	-
TOTAL	5	4	9	-	-	-	-	-	-

Single Game Highs

Tackles: 3 @ Wake Forest (S 29, 2018)



AYDEN NORIEGA 27

RB, 5-9, 166, FRESHMAN
AMARILLO, TEXAS
TASCOSA HS

Tascosa High School

All-District 2-6A for coach Ken Plunk as he led Tascosa to the Region 1 title and a berth in the 6A D2 semifinals where they fell to eventual state champion Longview, 45-42... Averaged 14.2 yards per carry (48/701) yards and seven touchdowns as a senior and caught five passes for 89 yards and a pair of touchdowns... Also lettered in baseball for three years and track for two... Academic All State, National Honor Society and Varsity Show Choir.

Personal

Full name: Ayden Noriega... Born: May 31 at Amarillo, Texas.. Parents: Fernando Noriega and Monica Bellar... Three brothers, two sisters... Father played defensive back at Southern... Rice major: Undeclared... Rice College: Will Rice



ADAM NUNEZ 29

P, 6-0, 190, GRADUATE
HOUSTON, TEXAS
TCU

Rice

Graduate transfer who returns to his hometown for his final season of college football... Named to Phil Steele's preseason All-CUSA second team.

TCU 2018

Saw playing time in 10 games during the 2018 season after previously appearing in all 27 of TCU's games across the 2017 and 2016 seasons. He finished 2018 averaging 39.5 yards per punt, including a season-long 56-yard punt vs. Oklahoma State on Nov. 24. Nunez racked up at least 242 punting yards in each of TCU's final three games, with a season high 291 punting yards vs. Baylor on Nov. 17.

2017

Played in all 14 games... First-team Academic All-Big 12 selection... Punted 62 times for 2,439 yards with an average of 39.3 yards per punt... Had 30 punts downed inside the 20 with only four touchbacks... Only eight of his punts were returned ... Big 12 Special Teams Player of the Week after win over West Virginia after having four of five first-half punts downed inside the 6-yard line... had a career long 61-yard punt at Texas Tech.

2016

Played in all 13 games... Honorable mention All-Big 12... First-team Academic All-Big 12... Punted 72 times for 2,851 yards with an average of 39.6 yards per punt... Had 26 punts downed inside the 20 with just two touchbacks all season... Only 22 of his 72 punts were returned, and just for an average of 4.0 yards per return... Longest punt return all season by a TCU opponent was 19 yards... Had a season-long punt of 56 yards at Kansas... Had one carry for 18 yards and a first down on a fake punt against Texas Tech.

2015

Redshirted

Second Baptist High School

Ranked No. 13 nationally and No. 3 in the state of Texas by

Kohl's among punters... No. 2 nationally and No. 1 in the state of Texas by Kornblue Fab 50 among punters... No. 24 nationally and No. 3 in the state of Texas by Chris Sailer among punters... First team all-state and all-district selection as a punter and kicker by TAPPS... Houston Touchdown Club Defensive Player of the Year finalist... Special Teams Player of the Year in district... Punt Champion at Kohl's Texas Showcase... Averaged 39 yards per punt, allowing just one to be returned all season as a senior... Team captain... National Honor Society member and Eagle Scout.

Personal

Full name: Adam Garland Nunez... Born: January 3 at Shreveport, Louisiana... Parents: Craig and Renae Nunez... One brother... Pursuing a Masters of Accounting in the Jones Graduate School of Business.

Adam Nunez Career Stats

PUNTING	NO	YDS	AVG	LG	FC	TB	I20	50+	BLK
2016	72	2815	39.6	56	28	2	26	3	0
2017	62	2439	39.3	61	26	4	30	6	0
2018	41	1619	39.5	56	13	4	19	6	0
TOTAL	175	6909	39.5	67	47	10	75	15	0



GEORGE NYAKWOL 20

DB, 6-0, 184, JUNIOR
HOUSTON, TEXAS
ALDINE EISENHOWER HS

2019

Phil Steele preseason All-USA (fourth team)... Dave Campbell's Texas Football preseason All-Texas (second team)

2018

Led the team with 67 tackles.... Reached double figures in tackles for the first time in his career with 11 vs. UTEP to move into the team lead with 49... Bettered his career-high in each of the last three games and has 26 stops over that time... Made his first career start vs. Prairie View and was credited with a pair of tackles and a pass breakup... Picked off his first pass vs. Wake Forest... Credited with five tackles, including his first career TFL at Southern Miss.

2017

True freshman who earned a letter after a standout perfor-

mance on special teams... Led the team with seven tackles on special teams, three on kickoffs and four on punt coverage... Twice credited with two tackles in a game (at Pitt, vs. North Texas)... Joined the Rice track team for the C-USA Championship meet held at Rice and finished 6th in the triple jump of 15.15m (49-08.50) after only minimal practice time.

Alief Eisenhower High School

Two-time, All-District 16-6A selection for coach Kerry Bamburg in football, helping lead the Eagles to a bi-district title as a junior... Picked off four passes, returning two for touchdowns, as senior along with 43 tackles and three forced fumbles... Picked off 11 passes in his career (five for TDs) and recorded 121 tackles and eight forced fumbles... Dave Campbell's Texas Football's preseason Subway Super team (3rd team) and Texas Top 300 and part of DCTF's Class of 2017... Houston Chronicle's Houston 100... Touchdown Club of Houston's Preseason All-Greater Houston Defensive MVP and recognized as a TCH Scholar Athlete... Three-time state qualifier in the triple jump, earning All-State honors each year... Also a member of the Eagles two-time district champion 4x400 relay... Completed in the UIL Math and Spelling Competitions, finishing fifth in the later in 2016.

Personal

Full name: George Nyakwol ... Born: December 6 at Beirut, Lebanon.. Parents: Shan Nyakwol and Veronica Ajak... (one brother, three sisters)... Rice major: Kinesiology... Rice College: Jones.

George Nyakwol's Career Stats

DEFENSE	UT	AT	TOT	TFL	SACK	FF	FR	PBU	INT
2017	3	4	7	-	-	-	-	-	-
2018	41	26	67	3.0/12	1.0/9	-	-	5	2
TOTALS	44	30	74	3.0/12	1.0/9	-	-	5	2

Single Game Highs

Tackles: 11 vs. UTEP (N 3, 2018)

TFL: 1.0 three times

Sacks: 1.0 vs. Old Dominion

Interceptions 1 two times



KENNETH ORJI

10

DE, 6-2, 241, SOPHOMORE
MISSOURI CITY, TEXAS
ELKINS HS

Rice

C-USA Commissioner's Honor Roll (2018).

2018

Earned his first letter, playing in nine games on both special teams and defense... Recorded his first career tackles vs. UAB, finishing with three (one solo) and added an assist vs. ODU in the season finale.

2017

Redshirted

Elkins High School

Two-time, All-District 23-5A selection (unanimous selection as a senior) for coach Dennis Brantley as the Knights who advanced to the second round of the playoffs... *Dave Camp-*

bell's Texas Football's postseason "Class of 2017"... Credited with 142 tackles, 22 TFL's, 15 hurries and, 10.5 sacks as a senior... Compiled 302 tackles, 68 hurries, 50 TFLs, 27 sacks, nine fumble recoveries, eight passes defensed, four forced fumbles and two touchdowns in his career... . Second cousin is former Texas and NFL star Brian Orakpo... Four-time academic all-district... Active in African Students Association, FCA and in his church youth group.

Personal

Full name: Uzoma Osuji... Born: Mar. 6... Parents: Okenna and Stella Osuji... Rice major: Kinesiology... Rice College: Wiess.

Kenneth Orji's Career Stats

DEFENSE	UT	AT	TOT	TFL	SACK	FF	FR	PBU	INT
2018	3	2	5	-	-	-	-	-	-

Single Game Highs

Tackles: 3 vs. UAB (O 13, 2018)



UZOMA OSUJI

77

OL, 6-6, 292, JUNIOR
COPPELL, TEXAS
COPPELL HS

Rice

Three-time C-USA Commissioner's Honor Roll.

2018

Made his starting debut vs. Prairie View and started the first six before missing three with an injury... Returned to action vs. UTEP and started the final three.

2017

Earned his first letter after gaining valuable initial playing experience over last month of the season... Made his debut at UAB and also saw action against Southern Miss and North Texas.

Coppell High School

Second-team All-District 7-6A for coach Mike Dewitt as a senior for the Cowboys ... Second team Academic All-State selection and member of the A-B Honor Roll.

Personal

Full name: Uzoma Osuji... Born: Mar. 6... Parents: Okenna and Stella Osuji... Rice major: Kinesiology... Rice College: Wiess.



JUMA OTOVIANO

21

RB, 5-10, 197, SOPHOMORE
ARLINGTON, TEXAS
JAMES MARTIN HS

Rice

C-USA Commissioner's Honor Roll (2019).

2018

Closed his initial season strongly, earning C-USA Offensive Player of the Week honors after setting a Rice freshman record with 224 yards (27 carries) and a pair of long touchdowns against ODU in the season finale... 224 yards rushing matched the fifth-best total in school history (Chad Richardson, 1998)... Scorched the Monarchs with an 80-yard TD late in the third quarter to snap a 13-13 tie... Jaunt was the longest scoring run by an Owl since 2011 and the second-longest in C-USA in 2018... Iced the game in the fourth quarter with a 62-yard TD run... Scored his first career touchdown on a five-yard run at LSU... Named Player of the Week for the offensive scout team for his work prior to the Houston game.

James Martin High School

Three-year starter for Bob Wager who led the Warriors to the 6A D1 Region 1 semifinals as a senior.... Threw for 1,022 yards and eight touchdowns and ran for 684 and scored 20 times as a senior after rushing for 1,481 on 169 carries (8.8 per carry) and scoring 24 times as a junior... A member of Dave Campbell Texas Football's top 300 as well as DCTF's postseason Class of 2018... Serves on the Student Council and named Warrior of the Month

Personal

Full name: Juma Otoviano... Born: September 15 at Arlington, Texas... Parents: Zeno Toviano and Sharon Menkins ... (one brother, one sister)... Rice major: Undeclared (Engineering Division)... Rice College: Wiess

Juma Otoviano's Career Stats

RUSHING	ATT	YARDS	YDS/ATT	LONG	TD
2018	65	364	5.6	80	3

Single Game Highs

Rushing Attempts: 27 vs. Old Dominion (N 24, 2018)

Rushing Yards: 224 vs. Old Dominion (N 24, 2018)

Rushing Touchdowns: 2 vs. Old Dominion (N 24, 2018)



KEBREYUN PAGE

44

LB, 6-2, 213, SOPHOMORE
CEDAR HILL, TEXAS
CEDAR HILL HS

2018

Made his debut at Wake Forest and was credited with his first career tackle... Named Player of the Week on the special teams scout squad for his work prior to the opener with Prairie View and on defense the week prior to the Wake Forest game.

Cedar Hill High School

Two-year starter for Coach Carlos Lynn as the Longhorns reached the 6A D1 Region 1 title game in his senior year and the D1 regional final as a junior... Credited with 197 tackles, eight sacks and one interception in his career... First team academic all-district.

Personal

Full name: Kebreyun Page... Born: November 18 at Dallas, Texas... Parents: Elijah Page and Jermonica Spencer... (two brothers)... Cousin (Cordell Roberson) played at Stephen F. Austin and for the Browns and Bills in the NFL... Rice major: Undeclared (Social Sciences Division)... Rice College: Hanszen



JASHON PALMER

38

WR, 5-10, 188, FRESHMAN
HOUSTON, TEXAS
EISENHOWER HS

Eisenhower High School

Saw his hopes for a big senior season cut short at four games because of an injury, but still totaled 386 all-purpose yards and scored seven touchdowns in that span for coach Eric Jackson... Caught 10 passes for 154 yards, rushed for 70 and added 98 yards on kick returns and 64 on punt returns... Wendy's High School Heisman national finalist as well as a finalist for the Touchdown Club of Houston Scholar Athlete Award... Academic All-State... Senior Class President... National Honor Society, Science Honor Society and Art National Honor Society while graduating Magna Cum Laude... City of Houston Mayor's Youth Council ... Family, Career and Community Leaders of America... Future Business Leaders of America.

Personal

Full name: Jahson Alexander Palmer... Born: July 13 at Bryan, Texas.. Parents: Bellofontaine and Jacqueline Palmer... One brother, one sister... Rice major: Undeclared... Rice College: Lovett



JOSH PEARCY

94

LB/DE, 6-2, 243, FRESHMAN
MOORESTOWN, N.J.
MOORESTOWN HS

Moorestown High School

All-South Jersey, All-Burlington County and All-West Jersey - Liberty League for coach Beau Sherry as a senior... 30th ranked player in New Jersey... Credited with eight sacks, 12 tackles for loss, forced four fumbles and scored six touchdowns as a senior for the Quakers... Named the Moorestown Defensive MVP as a junior... Compiled 30 tackles for loss, forced five fumbles, picked off four passes and scored 20 touchdowns in his career... First Rice signee from New Jersey since Jason Lucas (Pemberton) in 1987... Competed in track and was a member of Moorestown's sprint medley relay that was fourth at the 2017 New Balance Nationals... 2018 Burlington County All-Academic Team... 2016 -2017 Scholar Athlete Award... Boys State selection.

Personal

Full name: Joshua Percy... Born: June 4 at Moorestown, New Jersey.. Parents: Cornell and Yvette Percy... One sister... Rice major: Undeclared... Rice College: Martel



BRANDT PETERSON 63

OL, 6-6, 279, SOPHOMORE
AUSTIN, TEXAS
HYDE PARK BAPTIST HS

2018
Made his debut at Southern Miss and also saw action vs. UAB.

2017
Redshirted.

Hyde Park Baptist High School

First-team TAPPS All-State as a senior at Hyde Park Baptist as a senior for coach Dean Campbell, leading the Panthers to a 7-3 record... Three-year starter at tight end and defensive end who will be making the switch to offensive line with the Owls... First began playing six-man football while being home schooled before enrolling at Hyde Park as a sophomore... Also played soccer and used his kicking skills to kick field goals for the Panthers... Competes in track... Has studied classical guitar since age 9 and also plays electric guitar and the piano... Sang in the school choir.

Personal

Full name: Brandt Peterson... Born: November 12 at Austin, Texas. Parents: David and Susan Peterson... (one sister)... Rice major: Political Science... Rice College: Hanszen.



AUGUST PITRE III 88

WR, 6-2, 169, FRESHMAN
OPELOUSAS, LA.
NORTHWEST HS

Rice
C-USA Commissioner's Honor Roll (2019)

2018
Redshirted

Northwest High School

3A All-State for coach Chris Edwards after catching 37 passes for 891 yards and 14 touchdowns as a senior... First FBS recruit in the history of Northwest High while leading the Raiders to the quarterfinals of LHSAA Class 3A Playoffs... Caught 17 touchdown passes as a junior... Parish and district MVP and a three-time all-district selection in basketball, averaging 22 points a game while scoring over 1,200 points in his career, thanks in part to a 43 inch vertical jump... Class President, Valedictorian and a member of the National Honor Society, BETA Club and Poets Society.

Personal

Full name: August Pitre III... Born: April 3 at Opelousas, Louisiana... Parents: August Pitre Jr. and Ashia Collins... (two brothers, three sisters)... Rice major: Undeclared (Engineering Division)... Rice College: McMurry



ISAIAH RICHARDSON 23

DB, 6-1, 209, SOPHOMORE
RICHMOND, TEXAS
FOSTER HS

Rice
C-USA Commissioner's Honor Roll (2018)

2017
True freshman who earned a letter while seeing action in four games... Made his debut vs. FIU and also saw action at Pitt, vs. Army and vs. LA Tech

Foster High School

All-District 27-5A for coach Shawn McDowell, teaming with fellow Rice signee Garrett Grammer to anchor a Falcons defense that sparked a berth in the 5A-D1 semifinals and 14-1 record... Picked off a pair of passes on the year and finished with seven interceptions in his career... Dave Campbell's Texas Football's preseason Texas Top 300 and 2016 Subway Super Team... Houston Chronicle's Houston 100... Also played basketball for the

Falcons... THSCA Academic All-District selection.

Personal

Full name: Isaiah Richardson... Born: August 12 at Aurora, Ill. Parents: Lincoln and Vikki Richardson... (one brother, two sisters). Mother ran track at Lamar... Brother, Jamal, played football at Iowa State; sister, Amara, played volleyball at Louisiana-Lafayette ... Rice major: Economics... Rice College: Lovett.



CAMPBELL RIDDLE 34

DS, 6-2, 225, SOPHOMORE
PEORIA, ARIZ.
CENTENNIAL HS

Rice

C-USA Commissioner's Honor Roll (2019)... Phil Steele pre-season All-USA (fourth team)

2018

Took over long snapping duties as true freshman.. Recovered a muffed punt vs. Houston to set up an Owls touchdown to put the Owls up 17-3.

Centennial High School

All-Northwest Region 1st Team as a senior and all-state selection as a junior for coach Richard Taylor at Centennial... Three-year letterman and two-year starter as the Coyotes captured Arizona 5A State titles in both his sophomore and senior years... National Honor Society.

Personal

Full name: Campbell Payton Riddle... Born: June 12 at Yakima, Washington... Parents: Scott and Lauri Riddle... Rice major: Undeclared... Rice College: Martel



REGAN RIDDLE 79

OL, 6-1, 279, FRESHMAN
DALLAS, TEXAS
HIGHLAND PARK HS

Highland Park High School

First Team All-State (APSE), three-year starter and team captain for coach Randy Allen and the Scots, who captured a third consecutive 5A D1 championship... Had allowed one sack and was credited 130 knockdowns heading into his final game... Allowed just two sacks while being credited with 236 knockdowns in 31 career varsity games... All-State Honorable Mention as a junior by Texas APSE and All-District 15-5A second team in his first year as a starter... Competed in powerlifting and served as team captain... Finished sixth in the district in the shot put as a junior... Academic All-State second team... National Honor Society... National English Honor Society... Rho Kappa (National Social Studies Honor Society)... Physics Student of the Year - Jr. Year... Cornerstone Scholar Athlete Award... Young Men's Service League... Volunteered every summer at Competitor's Edge Sports Camp for kids... Volunteered at Voice of Hope.

Personal

Full name: Regan Allen Riddle... Born: May 12 at Lubbock, Texas.. Parents: Curtis and Micah Riddle... One brother... Rice major: Undeclared... Rice College: Jones



BRAD ROZNER

2

WR, 6-5, 195, JUNIOR
NEEDVILLE, TEXAS
CISCO JC

Cisco JC

Honorable Mention NJCAA All-America after leading the JuCo ranks with 13 touchdown receptions for coach Russell Thompson at Cisco College... Caught 44 passes for 616 yards for the Wranglers... Finished strongly, catching eight of his 13 touchdowns in the final four games... Sat out the 2016 season to rehab an injury and began his college career at Cisco in 2017.

Needville High School

Unanimous All-District 12-4A as a senior in 2015 at Needville for coach Mike Giles, finishing with 33 receptions for 805 Yards and eight touchdowns... Earned second team all-district honors in basketball... Competed in the high jump, with a best mark of 6'9"... Academic All-State selection... Participated in student government and was a member of FFA.

Personal

Full Name: Bradley Mitchell Rozner...Born: April 14 at Wharton, Texas... Mother: Dina Rozner... One brother.. Rice major: Sport Management... Rice College: Will Rice



MATTHEW SAMs

31

DB, 5-9, 192, FRESHMAN
AUSTIN, TEXAS
WESTLAKE HS

Rice

C-USA Commissioner's Honor Roll (2019)

2018

Made his debut at North Texas and saw action in three games while redshirting... Named Player of the Week for the special teams scout squad for his work prior to the Hawai'i and UTSA games and for the defensive scouts prior to the UAB game.

Westlake High School

All District (25-6A) for coach Todd Dodge as both a junior and senior at Westlake, and was a starter for three years on teams that went deep into the Texas 6A playoffs... Reached the finals as a sophomore in 2015 (at NRG Stadium in Houston), the quarterfinals in 2016 and the semifinals last year... Scored a touchdown off a blocked punt in the state title game in 2015...

Credited with 62 tackles (42 solo), three interceptions, nine pass breakups and one quarterback hurry as a senior and ended his career with 158 tackles (101 solo), five interceptions, 14 pass breakups, one sack, one hurry, one fumble recovery, one blocked punt and two touchdowns... All-State Academic and two-time All-District Academic... National Honor Society... Mu Alpha Theta Math Honors Society... Works with Global Volunteers, Alpha Charity League & Top Soccer.

Personal

Full name: Matthew Sams... Born: July 20 at Torrance, California... Parents: Paul and Susan Sams... (one brother, one sister)... Rice major: Undeclared... Rice College: Jones



JONATHAN SANCHEZ

80

TE, 6-6, 241, SOPHOMORE
MCALLEN, TEXAS
MEMORIAL HS

Rice

Saw his hopes for continued development in 2018 spring drills cut short by an injury.

2017

Redshirted

Memorial High School:

All District 30-6A at quarterback for Memorial and coach Bill Littleton ... 30-6A Athlete of the Year as a junior after earning all-district honors in basketball and honorable mention honors in football ... Academic All-State Honorable Mention.

Personal:

Full name: Jonathan Jacob Sanchez... Born: March 10 at McAllen... Parents: Juan and Eliza Sanchez (two brothers, one sister)... Rice Major: Kinesiology... Rice College: Baker



TREY SCHUMAN

7

DE, 6-2, 253, SOPHOMORE
BURLESON, TEXAS
BURLESON HS

Rice

C-USA Commissioner's Honor Roll (2018 & 2019)... C-USA Academic Medal (2018 & 2019).

2018

Saw action in all 12 games and was credited with his first two career tackles at Wake Forest... Credited with a career-high three tackles vs. UAB and matched that vs. UTEP... Recorded all of his 12 stops over the last nine games.

2017

Made his collegiate debut against Stanford in the Sydney Cup in Australia, but suffered and injury, missed the remainder of the year and was granted a medical hardship.

Burleson High School

Two-time All-District 9-5A selection and a three-year starter for coach Gary McElroy at Burleson... Two-time All Johnson County and 2016 Subway Super Team... Finished with 70 tackles, 22 hurries, 12 TFL and eight sacks as a senior and 190 tackles, 54 hurries, 27 TFL, 21 sacks, five PBU and four forced fumbles in his career... National Honor Society member and THSCA Academic All-State selection.

Personal

Full name: Harold Cecil Shuman III ... Born: December 22 at St. Louis, Mo... Parents: Harold and Elizabeth Schuman... (one brother, one sister)... Father played at Graceland University and great uncle (Tracey Mack) played at Missouri and for two years in the CFL with Winnipeg, Saskatchewan and Ottawa... Rice major: Mathematical Economic Analysis... Rice College: Hanszen.

Trey Schuman's Career Stats

DEFENSE	UT	AT	TOT	TFL	SACK	FF	FR	PBU	QBH
2018	8	4	12	1.5/3	-	-	-	-	-

Single Game Highs

Tackles: 3 two times



CLAY SERVIN

71

OL, 6-4, 278, FRESHMAN
RICHARDSON, TEXAS
J.J. PIERCE HS

Rice

C-USA Commissioner's Honor Roll (2019)

2019

Phil Steele preseason All-CUSA (second team)

2018

Made his playing debut vs. UAB and his starting debut the following week at FIU... One of three true freshmen to start on the offensive line for the Owls in 2018 (Cole Garcia and Jake Syptak).

J.J. Pierce High School

Two-year starter and 2016 All-District 9-6A selection for coach David Collins at Pearce... Spearheaded the blocking for the Mustangs attack that finished second in the district in rushing

and total offense while reaching the second round of the 6A D2 state playoffs... Credited with 27 pancakes and 91 big blocks as a senior and 35 pancakes and 147 big blocks in his career... Also played soccer for three years and earned all-district honors... Academic All-State selection and a member of the National Honor Society... Participated in SOS lifeguards, Spanish club, Finance club and Math club.

Personal

Full name: Clay Thomas Servin... Born: August 8 at Dallas, Texas... Parents: Steve and Susan Servin... (three brothers, two sisters)... Mother played golf at TCU and an aunt (Nance Thompson) played volleyball for Navy... Rice major: Undeclared... Rice College: Duncan



DYLAN SILCOX

8

LB, 6-2, 225, JUNIOR
WINNIE, TEXAS
EAST CHAMBERS HS

Rice

C-USA Commissioner's Honor Roll (2018).

2018

Seventh on the team with 45 tackles despite missing two games with injuries.... Reached double figures in tackles for the first time with an 11-tackle effort vs. Houston... Made his first career start vs. Prairie View and was second on the team with six tackles, including his first career sack, and recovered a fumble to set up the Owls first score in their fourth-quarter rally.

2017

Earned his first letter in a reserve role in 2017 and enjoyed a solid spring after moving to linebacker... Made his debut vs. Stanford in the Sydney Cup and was credited with his first

tackle at UTEP... Also picked up tackles at Houston, vs. FIU and at Pitt.

East Chambers High School

Offensive MVP of District 12-3A D1 as the Buccaneers were bi-district champions in his senior year... Compiled 21 touchdowns and over 1,200 yards on offense while being credited with over 60 tackles, five interceptions and one forced fumble as a senior... Named to the Beaumont Enterprise's Super Gold team... Had seven interceptions in his career as a three-year starter... Named the Defensive MVP of the district in basketball while leading the Bucs to the state title game... Also an all-district performer in baseball... Second team Academic All-State and a member of the National Honor Society... Regional finalist in the UIL Spelling competition... Coaches youth basketball and participates in bible study in his spare time.

Personal

Full name: Dylan Michael Silcox. Born: Apr. 18... Parents: Rusty and Christi Silcox... Father (Rusty) played baseball at Arizona State and in the San Diego Padres organization ... Rice Major: Sport Management ... Rice College: Brown.

Dylan Silcox's Career Stats

DEFENSE	UT	AT	TOT	TFL	SACK	FF	FR	PBU	INT
2017	3	1	4	-	-	-	-	-	-
2018	27	18	45	3.0/10	1.0/5	1	1	-	-
TOTALS	44	30	74	3.0/12	1.0/9	-	-	5	2

Single Game Highs

Tackles: 11 vs. Houston (S 1, 2018)

TFL: 2.0 vs. UTSA (O 6, 2018)

Sacks: 1.0 vs. Prairie View A&M (A 25, 2018)



NAEEM SMITH

3

DB, 5-11, 185, JUNIOR
SWISHER, IOWA
ELLSWORTH JC

Ellsworth JC

Honorable Mention NJCAA All-America, All-Iowa Community College Athletic Conference and ICCAC All-Regional selection as a sophomore for coach Tony Hayes at Ellsworth JC in Iowa Falls, Iowa... Based on all available records, Smith is Rice's first football scholarship signee from the state of Iowa... Credited with 61 tackles as a sophomore, including six for loss (1.5 sacks) with four pass breakups, a pair of blocked kicks and a forced fumble... Credited with 74 tackles in his first year at Ellsworth, picking off three passes and breaking up three others.

Iowa City High School

Came to Ellsworth from Iowa City High School where he helped the Little Hawks reach the state quarterfinals as a senior under coach Dan Sabers... Also lettered in basketball... National Honor Society.

Personal

Full Name: Naeem Smith... Born: December 18 at Cedar Rapids, IA... Parents: Yusef Smith and Cindy Seege... Rice major: Sport Management... Rice College: Will Rice.



TOM STEWART 14

QB, 6-3, 226, GRADUATE
DALLAS, TEXAS
HARVARD

2018

All-Ivy League honorable mention while appearing in nine games... Led the Ivy League and was sixth in the nation with 15.23 yards per completion... Completed 106-of-200 passes (.530) for 1,614 yards and 14 touchdowns on the year... Top game came against Columbia as he tied the school record with five touchdown passes-- three for 74 yards or more including a school-record 92 yarder to Jack Cook... Finished the day with 393 yards (15-26) along with his five touchdowns and was named Ivy League Co-Offensive Player of the Week... Set career highs with 42 attempts and 24 completions vs. Dartmouth, finishing with 270 yards through the air and adding a career-best 74 on the ground... Named the New England Football Writers' Association Division I Gold Helmet Winner after throwing for 312 yards and three scores in the season-ending win over Yale.

2017

Did not see game action.

2016

Played in three games... Was 30-of-51 for 360 yards and one TD on the year... Completed 19-of-33 passes for 219 yards and one touchdown at Holy Cross.

2015

Saw action in two games.

Parish Episcopal High School

Two-time captain at quarterback for Parish Episcopal... Named to All-District team in 2013 and 2014, All-State team in 2014, and led team to district and state championships as a senior... Holds school record for passing TDs, passing yards, and completion percentage... Also earned four letters in baseball and one in basketball... Member of National Honor Society and National Spanish Honor Society.

Personal

Full name: Thomas Stewart... Born: April 15 at Dallas, Texas.. Parents: Bruce and Gretchen Stewart... One brother... Enrolled in the Jones Graduate School of Business MBA program..



BRENDAN SUCKLEY 85

FB, 6-2, 244, FRESHMAN
CORPUS CHRISTI, TEXAS
FLOUR BLUFF HS

Rice

C-USA Commissioner's Honor Roll (2019)

2018

Redshirt

Flour Bluff High School

All-District 30-5A and an All-South Texas pick as a junior and senior for coach Chris Steinbruck... Helped spark Flower Bluff to the third round of the state playoffs... Caught 36 passes for 463 yards and three touchdowns as a senior and completed his career with 70 receptions for 930 yards and 10 touchdowns... Joins his quarterback from his junior year when he was named District 30-5A's most valuable receiver (Jaeger Bull) as a tight end at Rice.... Lettered three years in basketball, earning all-district honors as a junior... Member of Mu Alpha Theta for three years... National Honor Society.

Personal

Full name: Brendan Suckley... Born: September 7 at Corpus Christi, Texas... Parents: Daniel and Rosanne Suckley... (one sister)... Rice major: Mechanical Engineering... Rice College: McMurtry.



TYRAE THORNTON 18

DB, 5-11, 188, SOPHOMORE
HOUSTON, TEXAS
CY RIDGE HS

2018

Played in 12 of 13 games with four starts, including the last three in a row... Closed the year with a career-high five tackles (one for a two-yard loss) and a pass breakup vs. ODU... Credited with a pair of tackles and his first fumble recovery at UNT... Made his first career start vs. Houston and was credited with three tackles.

2017

Redshirted

Cy Ridge High School

All-District 17-6A for coach Gary Thiebaud at Cy Ridge, helping spark the Rams to the Region 3 championship game as a senior... Credited with 68 tackles, 10 PBU, two TFL and interceptions while scoring three times as a senior... Completed

his career with 132 tackles, 17 PBUs and two interceptions... Also scored three touchdowns in his career... Dave Campbell's Texas Football's preseason Subway Super team (3rd team) & Texas Top 300... DCTF's Class of 2017... Comes from the same program that produced Rice current Owls DeAngelo Evans and Dasharm Newsome... Also competed in wrestling, finishing second in the district as a junior, and track in and field... THSCA Academic All-State.

Personal

Full name: TyRae Thornton... Born: December 31 at Bellaire, Texas... Parents: Darryl Bush and LaVonda Thornton... (one brother, one sister)... Stepfather played at Tulsa... Rice major: History... Rice College: Wiess.

TyRae Thornton's Career Stats

DEFENSE	UT	AT	TOT	TFL	SACK	FF	FR	PBU	INT
2018	17	6	23	1.0/2	-	-	1	3	-

Single Game Highs

Tackles: 5 vs. Old Dominion (N 24, 2018)
TFL: 1.0 vs. Old Dominion (N 24, 2018)



PARKER TOWNS 17

QB, 6-3, 202, FRESHMAN
DALLAS, TEXAS
JESUIT HS

Rice

C-USA Commissioner's Academic Medal (2019)... C-USA Commissioner's Honor Roll (2019)

2018

Made his debut at LA Tech and completed 1-3 for 10 yards and added 10 on the ground in a pair of carries... Completed his first attempt (10 yards to Aaron Cephus)... Named Player of the Week for the offensive scout team for his work prior to the UAB game.

Jesuit Prep

All-District 9-6A as a senior for coach Brandon Hickman as the Rangers captured the Bi-District title... Led the Metroplex and set school records with 3,581 and 250 completions... Threw for 26 touchdowns and added 12 more on the ground while rush-

ing for 467 yards... Dallas Morning News Offensive Player of the Week after accounting for 490 yards and seven touchdowns in the Rangers' Bi-District win over Lakeview Centennial... A member of Dave Campbell Texas Football's postseason Class of 2018... Team MVP and team captain... School record holder in the 110 and 300 hurdles and was the district runner up in the 300 hurdles... Academy Sports and Outdoors Cotton Bowl Classic Scholarship Award... 2018 National Football Foundation Nominee... Team Leadership Committee... Presidents' Honor Roll... Chess Club.

Personal

Full name: Parker Towns... Born: April 3 at Norman, Oklahoma... Parents: Cody and Heather Towns ... (one brother)... Rice major: Undeclared... Rice College: McMurry.



AUSTIN TRAMMELL 10

WR, 5-10, 185, JUNIOR
SPRING, TEXAS
KLEIN HS

Rice

C-USA Commissioner's Honor Roll (2018 & 2019)

2019

2019 Allstate AFCA Good Works Team® Watch List... Phil Steele preseason All-USA (4th team)... Dave Campbell's Texas Football preseason All-Texas (2nd team).

2018

Led the Owls with 62 receptions and 632 receiving yards... Received the George R. Brown Offensive Award as the Owls top receiver... Totals for receptions, yards and touchdowns (3) were career highs... Topped 100 yards for the first time vs. UTEP (112) and caught a pair of TD passes... Yardage total was the most for an Owl since Temi Alaka had 143 vs. Prairie View in 2016 and the most vs. a C-USA foe since Zac Wright had 120 at North

Texas in 2016... 62 receptions rank seventh on the Rice season list... Reached double figures for the first time with 10 catches for 94 yards at North Texas... Averaged 27.4 on 14 KO returns and ranked 7th in C-USA with 383 kickoff return yards... Topped 100 yards in kick returns for the first time in his career vs. Prairie View, finishing with 107 yards on four returns.

2017

True freshman who earned second-team, All-Conference USA and All-C-USA Freshman honors as a kick returner and won the Lipscomb Award as the Owls top freshman in a vote of his teammates... Averaged 7.8 yards per punt return, the highest mark for an Owl since 2011 when Mario Hull averaged 10.2. His 35-yard effort vs. Army was the longest by an Owl since 2010... Led the Owls in kickoff returns (17/132) and had three returns of at least 30 yards (38 vs. Army, 37 at UTSA, 30 vs. North Texas) Rushed for 82 yard on 14 carries during the year, with a long rush of 23 vs. Army and a top game of 30 yards on three carries at ODU... Caught four passes for 51 yards, including a pair for 27 yards at ODU.

Klein High School

Two-time unanimous All-District 15-6A for coach Shane Hallmark at Klein, as the Bearkats finished second in the district

in his senior year... Caught 25 passes for 380 yards and nine touchdowns in five games before an injury as a senior and finished with 76 receptions for 1,105 yards and 16 touchdowns in his career... Also returned 27 kickoffs for 521 yards and touchdown in his career... Two-time team captain... Also played baseball and was named the 2016 15-6A Newcomer of the Year after hitting .543 with 12 stolen bases as a centerfielder... National Honor Society member and three-time academic all-district selection... Treasurer for the KHS Student Council... Father, Stephen Trammell, is the Executive Pastor at Champion Forest Baptist Church.

Personal

Full name: Stephen Austin Trammell ... Born: July 4 at Alexandria, La... Parents: Stephen and Tonya Trammell... (one sister)... Rice major: Sport Management... Rice College: Duncan.

Austin Trammell's Career Stats

RUSHING	ATT	YARDS	YDS/ATT	LONG	TD
2017	14	82	5.9	23	0
2018	1	3	3.0	3	0
TOTALS	15	85	5.7	23	0

RECEIVING	REC	YARDS	YDS/REC	LONG	TD
2017	4	51	12.8	17	0
2018	62	632	10.2	53	3
TOTALS	66	683	10.3	53	3

KICK RETURNS	RET	YARDS	TD	LONG
2017	17	332	0	38
2018	14	383	0	54
TOTALS	31	715	0	54

PUNT RETURNS	RET	YARDS	TD	LONG
2017	10	78	0	35
2018	5	18	0	19
TOTALS	15	96	0	35

Single Game Highs

Rushing Attempts: 3 two times
 Rushing Yards: 30 @ Old Dominion (N 18, 2017)
 Receptions: 10 @ North Texas (N 27, 2018)
 Receiving Yards: 112 vs. UTEP (N 3, 2018)
 Receiving TDs: 2 vs. UTEP (N 3, 2018)
 Kickoff Returns: 4 three times
 Kickoff Return Yards: 107 vs. Prairie View A&M (A 25, 2018)
 Punt Returns: 2 two times
 Punt Return Yards: 35 vs. Army West Point (O 7, 2017)



CAMERON VALENTINE 11

DE, 6-3, 256, FRESHMAN
 RICHMOND, TEXAS
 FOSTER HS

2018

Redshirt

Foster High School

All-District 27-5A as a senior after earning second team honors as a junior for coach Shaun McDowell while leading the Falcons to the 5A-D1 Region 4 championship game and to the state semifinals as a junior... Credited with 77 tackles, including 11 sacks, broke up three passes and blocked one field goal and one punt... Finished his career with 235 tackles (21 sacks), eight pass breakups, three blocked field goals and two blocked punts... A member of Dave Campbell Texas Football's top 300 as well as DCTF's postseason Class of 2018... Named to the Houston Chronicle's Houston Top 100... The third Falcon to sign with Rice in the last two years, joining Garrett Grammer and Isaiah Richardson... Throws the shot in track and was an

all-district performer and team defensive MVP in lacrosse...
Three-time academic all-district.

Personal

Full name: Cameron Ross Valentine... Born: December 13 at Houston, Texas... Parents: Darrell Valentine and Ronda Valentine ... (two brothers)... Brother, Caleb, is a junior linebacker at Texas A&M Kingsville... Rice major: Undeclared (Social Sciences Division)... Rice College: Jones



NICK WAGMAN 74

OL, 6-3, 266, FRESHMAN
POTOMAC, MD.
WINSTON CHURCHILL HS

Winston Churchill High School

All-Montgomery County (second team) and honorable mention All-Metro as a senior for coach Willie Williams as Churchill finished the season ranked 11th in Class 4A... Started all nine games as a senior and 24 of 26 games in his career.

Personal

Full name: Nicholas Sullivan Wagman... Born: July 5 at Potomac, Maryland.. Parents: Bob and Julie Wagman... One brother... Older brother Jack is an offensive lineman at Maryland and father played hockey at Maryland... Rice major: Undeclared... Rice College: Duncan



ASTON WALTER 1

RB, 5-8, 201, GRADUATE
CROSBY, TEXAS
CROSBY HS

2018

Matched his career-high with 72 yards rushing on a career-high 23 carries at LSU... Rushed for 143 in the last three games on 44 carries... Had only 21 carries in his career prior to the last two weeks... Had only 21 carries in his career prior to the last two weeks... Started alongside twin brother Austin at LA Tech and rushed for 72 yards on 17 carries at LA Tech... Combined with his brother Austin to total 173 all-purpose yards... Caught the second pass of his career for a 37-yard gain vs. UTEP... Ripped off a 26-yard run in the game's final minute to set up Jack Fox's game winning field goal vs. Prairie View... Entered the game in relief of twin brother Austin, who was battling cramps... Rush was the second of his career and marked his return to action after missing the last 10 games of 2017 with an injury.

2017

Saw hopes for a productive junior year come to an early end after suffering an injury in the second game of the year... Carried the ball once for a gain of six yards at UTEP before being injured.

2016

Saw action in 10 games, mostly on special teams... Returned three kickoffs for 56 yards at Southern Miss.

2015

Saw action in five games as a reserve.

Crosby HS

Joins his twin brother Austin at Rice after dominating District 19-4A... District 19-4A MVP while playing quarterback at Crosby for coach Jeff Riordan... Ranked by *Dave Campbell's Texas Football* as the No. 4 athlete in its postseason edition... Threw for 2,301 yards and 31 touchdowns and ran for 1,996 and 10 more scores... Finished his career with 6,100 yards passing and 62 touchdowns and ran for 2,778 and 26 more scores... A member of *DCTF's* Texas Top 300 and the *Houston Chronicle* Top 100 as an athlete.

Personal

Full name: Aston Ryan Walter... Born: Aug. 17 at Houston... Parents: Anthony and Dian Walter (one brother)... Rice major: Sport Management... Rice College: Lovett.

Aston Walter's Career Stats

RUSHING	ATT	YARDS	YDS/ATT	LONG	TD
2017	1	6	6.0	6	0
2018	64	254	4.0	26	0
TOTALS	65	260	4.0	26	0

Single Game Highs

Rushing Attempts: 23 @ LSU (N 17, 2018)

Rushing Yards: 72 two times



COLLIN WHITAKER 24

CB, 5-10, 199, JUNIOR
PLANO, TEXAS
PRESTONWOOD CHRISTIAN

Rice

C-USA Commissioner's Honor Roll (2017).

2018

Returned to cornerback after lettering as a running back in 2017 and made his first start vs. UTEP... Was credited with four tackles vs. the Miners... Credited with a career-best nine tackles at LA Tech... Named Player of the Week for the defensive scout team for his efforts prior to the FIU game.

2017

Moved to running back earned a letter after playing in five games.... Made his debut at Pitt and carried four times for seven yards, including a long rush of five... Also saw action vs. Army, Southern Miss and North Texas, but did not record any stats.

Prestonwood Academy

All-State on both offense and defense as Prestonwood Christian won the TAPPS D1-1 state title... Ran for 1,566 yards and 27 touchdowns, had 501 yards and four TDs as a receiver 45 tackles (five for loss), 11 PBUs, 2 INTs and a pair of touchdowns on defense... Scored 39 touchdowns and totalled 3,272 yards, 131 tackles, 32 pass breakups, five interceptions and three TDs on defense in his career... Placed third in the 110m hurdles at the TAPPS state track meet as a junior... Eagle Scout... Jack and Jill of America and Future Doctors of America... Participated in mission trips locally as well as to San Francisco and Costa Rica.

Personal

Full name: Collin Whitaker... Born: July 2... Parents: Thomas and Kim Whitaker... Rice major: Sport Management.. Rice College: Wiess.

Collin Whitaker's Defensive Career Stats

DEFENSE	UT	AT	TOT	TFL	SACK	FF	FR	PBU	INT
2018	8	8	16	-	-	-	-	2	-

Single Game Highs

Tackles: 9 @ LA Tech (N 10, 2018)

PBU: 2 vs. UTEP (N 3, 2018)



JASON WHITE

22

CB, 5-8, 155, FRESHMAN
DESOTA, TEXAS
BISHOP DUNNE

2018

Played in a pair of games while preserving his redshirt... Made his debut at FIU and picked up his first career tackle and PBU vs. ODU in the finale... Named Player of the Week for the scout special teams unit for his work prior to the UAB game.

Bishop Dunne

Three-year starter and four-year letterman for coach Michael Johnson at Bishop Dunne... Second team all-district selection after compiling 33 tackles and a pair of interceptions (one for a touchdown) for the Falcons as a senior... Finished his career with 71 tackles, eight breakups and seven interceptions (three for touchdowns)... Played in three TAPPS D1 championship games, winning the title as a freshman reserve in 2014 and starting in both 2015 & 2016... Named to the Principal's Honor Roll at Dunne... Member of the Sigma Beta and African Ameri-

can Awareness clubs.

Personal

Full name: Jason Daylon White... Born: April 30 at Dallas, Texas... Parents: Dana and Paula White... (one brother)... Rice major: Undeclared (Social Sciences Division)... Rice College: Will Rice

Jason White's Career Stats

DEFENSE	UT	AT	TOT	TFL	SACK	FF	FR	PBU	INT
2018	1	0	23	-	-	-	-	1	-

Single Game Highs

Tackles: 1 vs. Old Dominion (N 24, 2018)

PBU: 1 vs. Old Dominion (N 24, 2018)



REAGAN WILLIAMS

6

FB, 6-3, 220, GRADUATE
JACKSON, OHIO
STANFORD

Stanford University

2018

Played in 11 games, including one start... Pac-12 All-Academic honorable mention.

2017

Played in nine games.

2016

Played in 12 games including the Cardinal's 41-17 win over Rice in the season finale.

2015

Redshirted

Jackson High School

All-State and SE Ohio Player and Defensive Player of the Year as a senior for Andy Hall... Credited with 340 career tackles (51 for loss/20 sacks) on defense and 176 pancake blocks as a fullback on offense while leading team to two league titles... Two-time team captain... Ranked as the nation's second-best fullback by Rivals, third by Scout and 247Sports and the 15th-best inside linebacker by PrepStar, 44th by ESPN... Ohio's 12th-best recruit by PrepStar, 16th by Rivals, 38th by 247Sports, 57th by ESPN, 62nd by Scout... 2014 Ohio All-Academic first team

Personal

Full name: Reagan Lee Williams... Born: May 31 at Jackson, Ohio ... Parents: Randy and Jenny Williams... One sister... Father was a four-year letterman in football at Capital University in Columbus, Ohio... Enrolled in the Jones Graduate School of Business MBA program.



MIKE BLOOMGREN DUNLEVIE FAMILY HEAD FOOTBALL COACH SECOND SEASON

Dunlevie Family Head Football Coach Mike Bloomgren enters his second season leading the Rice football program looking to build upon the progress his young team made in his first season at the helm.

His first campaign was one of transition in which 21 true freshmen from his initial national recruiting class saw action and eight (in addition to one JUCO transfer) found their way into the starting lineup. The youthful Owls learned their lessons quickly and closed with a resounding 27-13 in over Old Dominion, which had defeated 13th ranked Virginia Tech earlier in the season.

Bloomgren was named the 19th head football coach at Rice University on December 6, 2017 and immediately turned his focus on instilling the culture of "Intellectual Brutality" that he first conceived while on the staff at Stanford. Part of that effort involved broadening the Owls search for talent to a national scale and in his 2019 team will feature players from 19 states, compared with just six on the roster he inherited. His efforts have also seen the Owls add four JUCO recruits as well as eight graduate transfers in his first two years.

Bloomgren came to Rice after seven seasons with the Cardinal, first

as the offensive line coach (2011-12) and then assuming the reigns of Stanford's pro style offensive attack in 2013, setting the stage for one of the most successful decades in the program's rich history. Stanford has won eight or more games in each of his seasons and reached the Pac-12 Football Championship four times, winning three titles.

Prior to 2017, Bloomgren had coached 12 NFL Draft selections and 11 All-America selections at Stanford, including 2015 Outland Trophy winner Joshua Garnett and NCAA all-purpose yardage record holder Christian McCaffrey.

The 2017 campaign saw running back Bryce Love nearly match McCaffrey's production on his way to being named a finalist for both the Heisman Trophy and Doak Walker Award. Love burst out of the gate with 180 yards on 13 carries against Rice in season opener in Sydney, Australia and completed the regular season with 1,973 yards on the ground, second only to McCaffrey's school-record 2,019 in 2015.

Bloomgren's 2016 unit ended the season on a six-game winning streak in which the offense produced 290.5 rushing yards/game, the most by any Power 5 program over that stretch. McCaffrey, the eighth overall pick in the NFL Draft by the Carolina Panthers, earned All-America honors for the second straight season and was an All-Pac-12 first team running back. His 183.87 career all-purpose yards/game were most of any active FBS player at season's end, and his 6,987 career all-purpose yards were second-most of any active FBS player.

Bloomgren was instrumental in the breakout season posted in 2015 by McCaffrey, that season's Associated Press Player of the Year and Heisman Trophy finalist. McCaffrey, the program's single-season rushing leader, led the nation in all-purpose yards while breaking Barry Sanders'

NCAA record.

Stanford amassed a school-record 3,131 rushing yards on 610 attempts that season, the most by the program. The offensive unit's 529 points ranked second-most in a season, its 33 rushing touchdowns, 223.7 rushing yards/game, 30 passing touchdowns, 37.8 points/game and 6,097 total yards of offense ranked third.

Stanford scored at least 30 points in a national-best 13 consecutive games and led the nation in time of possession (34:48), the seventh-best by any team in the past 20 years.

Four Cardinal heard their names called at the NFL Draft following the 2015 season, including first-round selection Garnett, Stanford's unanimous first team All-America -- and only the ninth in school history. Garnett was the program's first Outland Trophy winner as the nation's top interior lineman, and won the Morris Trophy, presented to the Pac-12 Lineman of the Year.

Bloomgren's linemen were named a finalist for the inaugural Joe Moore Award in 2015, given to the nation's top offensive line.

While facing six nationally ranked opponents in 2014, including four on the road, Bloomgren helped Stanford win eight games. The Cardinal scored at least 30 points in seven of 13 games on the season and increased its nation-best streak of scoring at least 10 points to 95 games. Stanford also set a record for the most points in a bowl game in program history with 45 in the Foster Farms Bowl win against Maryland.

Stanford amassed a program-best 2,904 rushing yards during the 2013 season, Bloomgren's first year at the offensive helm.

Individual honors are closely tied to Bloomgren. He has earned recognition for both his coaching and recruiting prowess. Rivals.com

named Bloomgren one of its 2014 National Recruiters of the Year -- the latest such honor that began in 2012 when ESPN recognized him as its Pac-12 Recruiter of the Year. Rivals.com tabbed Bloomgren as one of the nation's top-25 recruiters in 2016. FootballScoop.com named Bloomgren its 2013 Offensive Line Coach of the Year following two years of eye-opening accomplishments.

Bloomgren joined the Cardinal staff as offensive line coach and run game coordinator in 2011 after spending four seasons with the New York Jets, where he served as assistant offensive coordinator (2010), offensive assistant (2009) and offensive quality control coach (2007-08).

In 2013, all five offensive linemen received All-Pac-12 honors, including first-team selection Yankey. Yankey was named Stanford's first two-time first-team All-American selection since Bob Whitfield (1990-91). One of four senior starters on the offensive line in 2013, Yankey was also selected as a semifinalist for the Outland Trophy and Lombardi Award.

Four of Bloomgren's five starting offensive linemen earned All-Pac-12 honors in 2012, including first-teamer Yankey.

Yankey was the winner of the league's 2012 Morris Trophy. The consensus All-American was Stanford's first winner of the award since 2002.

The Cardinal offensive line afforded 200-plus yards rushing in six games during the 2012 season, paving the way for record-breaking running back Stepfan Taylor. The Doak Walker Award semifinalist produced the best season of his career (109.29 yards/game).

Bloomgren's work with the offensive line in 2011, which included three first-year starters, played a pivotal role in providing protection for Heisman finalist Andrew Luck to complete over 70 percent of his passes and throw a school-record 37 touchdowns, in addition to compiling the third-highest


rushing total in school annals. Stanford's ground game keyed an offense that ranked seventh nationally in scoring average at 43.2 points/game and eighth in total offense at 489.3 yards/game.

Bloomgren launched his coaching career as an undergraduate assistant for Bobby Bowden at Florida State, where the Seminoles captured a pair of Atlantic Coast Conference titles (1997-98) during his tenure. He served as co-offensive coordinator at Catawba College from 2002-04 and offensive coordinator at Delta State from 2006-06. A 1999 graduate of Florida State with a bachelor's degree in sports management, Bloomgren earned his master's degree in higher education from Alabama in 2001.

A native of Tallahassee, Florida, Mike and his wife, Lara, have two sons, Tyler and Parker.

BLOMGREN COACHING CAREER

1999-2001	Graduate Assistant, Alabama
2002-04	Catawba College, Co-Offensive Coordinator
2005-06	Delta State, Offensive Coordinator
2007-10,	New York Jets
	Offensive Quality Control 2007-08
	Offensive Assistant 2009
	Assistant Offensive Line 2010
2011-17	Stanford
	Offensive Line, 2011-12
	Andrew Luck Director of Offense, 2013
	Andrew Luck Director of Offense/ Associate Head Coach, 2014-17
2018-	Rice, Dunlevie Family Head Football Coach



JERRY MACK

ASSOC. HEAD COACH OC/RUNNING BACKS SECOND SEASON

Jerry Mack was named Rice's offensive coordinator on December 12, 2017, coming to South Main after four seasons as the head coach at North Carolina Central University. He was named the Owls Associate Head Coach on February 13, 2019.

In his first year on South Main, Mack's offense produced four individual 100-yard rushing days and three games with players totaling more than 100 receiving yards. He saw a trio of his receivers (Austin Trammell, Austin Walter and Aaron Cephus) each top 40 receptions and 500 receiving yards, the first time since 2008 Rice has had three receivers reach those levels in the same season.

In four seasons at NCCU, Mack led the Eagles to at least a share of three consecutive MEAC championships and a berth in the 2016 Celebration Bowl, which pits the champions of the MEAC and SWAC each December. He compiled 31-15 record in four seasons as one of the youngest head coaches at the FBS/FCS level. He was named the 2016 HBCU Football Coach of the Year by Black College Sports Page and The Pigskin Club in Washington, D.C. after NCCU smashed its school record for offense on its way to the Celebration Bowl.

Mack led the 2014 Eagles to the most victories in the program's Division I-FCS tenure with a 7-5 overall record and a share of the Mid-Eastern Athletic Conference Championship. The team also earned the program's first win over a nationally-ranked FCS opponent by defeating No. 24 North

Carolina A&T in the final game of the season on Nov. 22, 2014, broke the school record for pass completions in a season with 227, and ranked third in the nation (FCS) in turnover margin at +12.0.

In his second season at NCCU, Mack guided the 2015 Eagles to an 8-3 overall record and a 7-1 conference mark to repeat as MEAC co-Champions. For the second straight year, the Eagles beat a nationally-ranked FCS opponent (No. 13/16 North Carolina A&T), this time closing out the campaign with a seven-game win streak. Mack became the first head coach in school history to win 15 games in his first two seasons. He was recognized as a finalist for the STATS FCS Coach of the Year award and was named the Black College Sports Page "Baad Team" Coach of the Year.

In his third season at NCCU, the Eagles received their first national ranking as a Division I-FCS program on Nov. 7, 2016, when the FCS Coaches Poll announced NCCU at No. 25. By the end of the regular season, the Eagles jumped to No. 18. NCCU (9-3, 8-0 MEAC) beat nationally-ranked No. 9 North Carolina A&T 42-21 on Nov. 19 to capture the outright MEAC championship and a trip to the second annual Air Force Reserve Celebration Bowl.

NCCU's nine triumphs in 2016 were the most by the Eagles in the program's Division I era. In recognition of his success in 2016, Mack was named Mid-Eastern Athletic Conference Football Coach of the Year, American Football Coaches Association (AFCA) FCS Regional Coach of the Year, and as one of 15 finalists for the Eddie Robinson Award as the FCS Coach of the Year. He was also recognized as the HBCU Football Coach of the Year by Black College Sports Page and The Pigskin Club in Washington, D.C., and the HBCU Male Coach of the Year by HBCU Digest.

Mack joined NCCU after spending two seasons (2012-13) with the University of South Alabama as wide receivers coach. During that time, three of his receivers finished among the top five on South Alabama's single-season record lists for receptions and receiving yards.

He spent the 2011 campaign in his hometown with the University of Memphis, also as wide receivers coach, where he tutored the receiver

with the second-highest single-season receptions in school history.

As offensive coordinator and quarterbacks coach at the University of Arkansas at Pine Bluff in 2010, Mack transformed a unit that ranked 101st in the nation in total offense to 30th nationally and No. 2 in the Southwestern Athletic Conference (SWAC), breaking 10 offensive school records in the process.

Mack served as passing game coordinator and wide receivers coach at the University of Central Arkansas during the 2008-09 seasons, helping to lead the 10-2 Bears to the Southland Conference championship and placing 10th in the NCAA Division I-FCS in total offense.

In Mack's two seasons (2006-07) as wide receivers and tight ends coach at Jackson State University, the Tigers ranked second in the SWAC in scoring offense both years and captured the SWAC championship title in 2007.

Mack started his coaching career as an offensive graduate assistant at Delta State University in 2004-05. During that time, he coached running backs, and worked as assistant special teams coordinator and video coordinator, helping the Statesmen to rank third in the NCAA Division II in scoring offense and total offense.

Mack began his collegiate playing career at Jackson State before transferring after one season (1999) to Arkansas State University. He lettered three years at Arkansas State (2001-03) before earning his bachelor's degree in management information systems in 2003.

Mack completed his master's degree in physical education from Delta State in 2006 after serving on the Statesmen coaching staff as a graduate assistant.

He has been selected for three internships in the NFL with the New York Jets (2009, 2010) and Buffalo Bills (2008), and participated in the NCAA Coaches Academy program.

Mack and his wife Starlett have two sons, Jaden and Jaxon, and one daughter, Skyler.



BRIAN SMITH

DEFENSIVE COORDINATOR SAFETIES

SECOND SEASON

Brian Smith was officially named Rice's new defensive coordinator on December 12, 2018 after spending the previous two years as the defensive backs coach at Michigan. He also coaches the Owls' safeties.

In his first year, he guided the Owls defense that featured nine first-time starters and closed the year with four freshmen and a JC transfer in the starting lineup, Smith saw his youthful team hold its last three opponents (LA Tech, LSU & ODU) to an average of 122 yards on the ground and 3.9 yards per carry. Three of the Owl four top tacklers were first time starters (George Nyakwol, 67; Blaze Alldredge 65 and Treshawn Chamblerein 50) while another true freshman starter (Prudy Calderon) led all C-USA freshmen with four interceptions. The Owls also held UTSA to 178 yards (lowest total by an Owl defense since they limited Tulane to just 123 in 2013) and 43 yards through the air, the fewest yards passing allowed by the Owls since they joined C-USA in 2005

In his two seasons at Michigan, Smith's defensive backs were the part of an overall defensive unit that ranked among the nation's best each year. Entering the bowl season after the 2017 season, Michigan ranked third in the country in total defense (288.8 yards per game) despite losing

10 starters from the 2016 team that ranked first and saw seven of the 10 starters selected in the NFL Draft.

The Wolverines led the nation in pass defense, surrendering just 142.7 yards per game through the air. Both of the safeties Smith worked with in 2017 (Tyree Kinnel and Josh Metellus) were named All-Big Ten honorable mention by both the coaches and media.

In his first year working with the U-M safeties, Smith coached Delano Hill and Dymonte Thomas to career-best seasons which culminated in All-Big Ten honors for both players. Thomas had a career-best 70 stops, with 10 pass breakups, one fumble recovery and his first career interception, while Hill contributed a career-best 52 tackles, including 4.5 for loss, adding six pass breakups and three interceptions.

As a whole, the secondary was part of an elite defensive unit which led or ranked second in the NCAA in seven defensive categories, including pass defense, pass efficiency defense, first and third down conversions allowed and scoring defense. Nearly 45 percent (44.5; 5.62 per game) of opponents' possessions ended in a three-and-outs, and U-M allowed just 28 red zone trips all season, fewest in the nation. Michigan's defensive backs defended 68 passes, with 13 interceptions and three pick-sixes, including one from Hill and the unit allowed only 11 passing touchdowns all season. The defense led the Big Ten in eight categories, including total scoring defense, pass defense, pass defense efficiency, third down conversions allowed and red zone defense, permitting a 43.6 completion percentage on average for opposing quarterbacks.

Smith joined Michigan's staff after spending the 2015 season with the Philadelphia Eagles, where he served as the team's assistant linebackers coach.

Prior to joining the Eagles staff, his last pro stop before U-M, Smith spent eight seasons with the New York Jets (2007-14). He worked with the defensive secondary for the Jets during the 2013-14 seasons, mentoring first-round pick Dee Milliner, who earned NFL Defensive Rookie of the Month honors in December. Smith started his tenure with the Jets as a quality control/offensive coach in 2007 and held various coaching positions with the franchise.

Smith began his coaching career at his alma mater, the University of Massachusetts, where he worked with current Michigan defensive coordinator Don Brown. Smith coached the outside linebackers in 2004 and switched over to the offensive side of the ball in 2005, mentoring the wide receivers and coaching New York Giants All-Pro and Pro Bowl receiver Victor Cruz.

Smith was a four-year letterman and three-year starter in the secondary for the Minutemen and was a member of the program's 1998 NCAA Division I-AA national championship team. Smith registered 306 stops, 23 tackles for loss, 23 pass breakups and eight interceptions during his career. He earned All-Atlantic 10, All-New England and All-ECAC honors as a senior in 2000.

Smith graduated with a bachelor's degree in accounting from the University of Massachusetts in 2001. A native of Wilmington, Delaware, Smith was a three-time Atlantic 10 and CoSIDA Academic All-District selection and was twice named to the Division I-AA Athletic Directors Academic All-Star team.



JOE ASHFIELD

OFFENSIVE LINE SECOND SEASON

Joe Ashfield is in his second season as the Owls offensive line coach.

In his initial campaign on South Main, Ashfield saw eight players make starts, anchored by senior Sam Pierce and redshirt freshman Shea Baker, who each started in all 13 games and earned postseason honors from league coaches. Six players made their first starts in 2018, including three true freshmen and five of six return this fall where they will be joined by three graduate transfers.

He came to Rice after five seasons as an offensive assistant at Stanford where he assisted with practice coverage, charting plays, statistical analysis and preparing opponent scouting reports for the offensive staff.

Prior to joining the Cardinal in 2013, Ashfield served as the offensive coordinator at New Mexico Military Institute for two years and coached receivers at Loras College (Iowa) from 2008-10.

Ashfield played quarterback at St. John's (Minn.) under legendary coach John Gagliardi and then played professionally for one year

in the German Football League (2001) before beginning his coaching career in New Zealand with the North Harbour Pride in Auckland from 2001-2004. He served as the head coach of the New Zealand National Team in 2004.

He returned to the United States in 2005, earning a master's degree from Delta State and worked as an offensive assistant at Stanford from 2005 and as a graduate assistant in 2006.

Ashfield and wife, Susan, make their home in Houston.



BILL BEST

TIGHT ENDS SECOND SEASON

Bill Best is in his second year as the Owls' tight end coach.

Best returns Jordan Myers and Jaeger Bull, who made the bulk of the starts at tight end in 2018 while combining for 20 catches and a pair of touchdowns. They will be joined by redshirt sophomore Jonathan Sanchez, who sat out last year while recovering from an injury and redshirt freshman Robert French, who saw action in the final two games.

No stranger to the Gulf Coast area, Best spent the last four seasons as the offensive line coach and run game coordinator at Stephen F. Austin University.

Under Best's guidance, SFA's offense averaged over 435 yards per game the last two years, and top 200 yards per game on the ground in 2017 (204.6). One of the areas hardest hit by injuries during the 2016 campaign, a number of linemen emerged at a number of positions, led by junior Josh Keith being named a second team All-SLC selection following the 2016 season.

In charge of one of the most experienced offensive lines in

the nation in 2015, Best's contingent came up big in crucial situations for the Lumberjacks. Senior Byron Williams ended the season as a second team All-Southland Conference selection following his preseason third team All-America honors by STATS FCS.

Following the 2015 campaign, Terran Vaughn signed an undrafted free agent deal with the Oakland and spent time on the Bills practice squad in 2016s while Williams earned a training camp invite from Best has seen 11 of his former players go on to sign professional contracts following their collegiate days.

SFA's offensive line proved to be a critical component for the Lumberjacks' five-win improvement in 2014. Behind the veteran line, running back Gus Johnson rushed for 1,683 yards and 23 touchdowns, setting an SFA and Southland Conference single-season record, while quarterback Zach Conque earned the SLC's Newcomer of the Year, led by junior Byron Williams earning first team All-SLC honors.

Best followed head coach Clint Conque to SFA after spending the previous two seasons as the offensive line coach for Central Arkansas. Best spent seven seasons at West Texas A&M, beginning his career with the Buffs in 2006 as a graduate assistant before being elevated to associate head coach and offensive line coach in 2007.

He also spent one season as West Texas' offensive coordinator (2012). Best spent two seasons as the offensive coordinator and recruiting coordinator at Ranger College (2004-05) after be-

ginning his coaching career spending four years working among the Louisiana high school ranks.

Best was an offensive lineman and long snapper at Millsaps College and Louisiana-Monroe, earning his degree from ULM in 2001 before attaining his masters from West Texas A&M in 2007.

Best and his wife, Jennifer, are the parents of twins Hannah and Brady.



CEDRIC CALHOUN DEFENSIVE LINE SECOND SEASON

Cedric Calhoun is in his second year as the Owls defensive line coach.

Calhoun saw his first group of linemen all post career-highs and finish in the top eight on the team in tackles, but he heads into 2019 faced with the challenge of replacing a pair of three-year starters in Zach Abercrombia and Roe Wilkins. Junior Elijah Garcia returns after making eight starts while compiling 40 tackles last year while Myles Adams and Trey Schuman head into fall camp looking to build on outstanding spring camps.

A former assistant at Florida International University, Dartmouth College and Alabama A&M University, Calhoun joins the Owls after spending the last four years at Vanderbilt, the last two as defensive quality control. He joined the Commodores staff in 2014 as a conditioning assistant.

Calhoun returned to collegiate athletics with the Commodores in 2014 after being a year assisting children with autism at the Piedmont School of Atlanta.

He served as FIU's defensive line coach under Mario Cristobal at FIU from 2010-12, helping the Panthers to the 2010 Sun Belt Conference title and to their first two postseason appearances in school history, the 2010 Little Caesars Pizza Bowl and 2011 Beef 'O' Brady's Bowl.

Prior to joining FIU, Calhoun coached four seasons at Dartmouth, working with the Big Green defensive line in 2006 and linebackers from 2007-09. From 2002-05, Calhoun served as defensive line coach at Alabama A&M. He helped fashion a unit that led the Southwestern Athletic Conference (SWAC) in total defense and sacks for four straight seasons. Eight of his players won All-SWAC honors, contributing to a 32-15 overall record.

During his time at Alabama A&M, Calhoun developed defensive end Robert Mathis into the 2002 SWAC Defensive the Player of the Year before embarking on a standout NFL career. In 13 seasons with the Indianapolis Colts, Mathis earned the 2013 AFC Defensive Player of the Year (while leading the league in sacks), was twice named All-Pro and was also named to the Pro Bowl six times.

He also coached FIU defensive end Tourek Williams, who selected in the sixth round of the 2013 draft by the San Diego Chargers and played a total of 45 games in his four-year career.

Calhoun was an all-conference defensive end at Grossmont (Calif.) Community College, and received his B.A. degree in health and physical education from Morehouse (Ga.) College in 1995.

He began his coaching career at Idaho State University in 1997,

serving as the head strength and conditioning coach while assisting the defensive line coach. He returned to Morehouse in 1998, spending four seasons as defensive line coach. During the summers of 2004 and 2005, Calhoun held a defensive line internship with the San Diego Chargers through the NFL's Minority Internship Program. In 2008, he was an intern with the Philadelphia Eagles.

Calhoun is the father of two daughters, Olusade and Adejola.



MIKE KERSHAW

WIDE RECEIVERS FIRST SEASON

Mike Kershaw was named the Owls wide receivers coach on March 1, 2019 after returning to coaching in 2018 when he joined Mike Bloomgren's first coaching staff as an offensive assistant. Kershaw previously coached with Bloomgren for two years at Delta State University (2005-06).

Kershaw coached quarterbacks, wide receivers and safeties for the Statesmen, helping guide the top-ranked offense in Division II in 2004 and the 2006 squad to the NCAA Division II National championship semi-finals. He also served as DSU's recruiting coordinator from 2004-06.

He was standout quarterback for DSU for two seasons, leading the team to its first Gulf South Conference championship in 1998. He earned his Bachelor of Business Administration in 2000 and his Masters of Education in 2003 while at Delta State.

Kershaw entered the insurance business in 2007 and opened his own agency in Austin in 2009, and saw the agency win Texas Monthly's Five Star Professional Award Winner for outstanding Customer Service four times.

He is son of former CFL executive Phil Kershaw, who served as president of both Saskatchewan and Ottawa as well as CFL Chairman in 1991-92

Kershaw and wife Kristi are parents to a stepdaughter Riley and son Karson.



ROBBIE PICAZO

QUARTERBACKS SECOND SEASON

Robbie Picazo is in his second season as the Owls quarterback coach.

In his first season guiding the Owls' quarterbacks, Picazo saw graduate transfer Shawn Stankavage handle the bulk of the action, throwing for 1,328 yards and 10 touchdowns in 10 games. True freshman Wiley Green threw for 621 yards and four scores in four games to preserve his redshirt year while former walk-on Evan Marshman saw a memorable first start at FIU cut short with an injury that ended his season. Those two will join graduate transfer Tom Stewart, redshirt freshman Parker Towns and incoming freshman JoVoni Johnson in the mix to lead the Owls in 2019.

He came to Rice after five seasons on the staff at Stanford, first as a student assistant while completing his cotermin degree program and the last four as an offensive assistant.

Picazo played quarterback at Stanford from 2009-12, making his collegiate debut in 2010 against Cal. He completed all three pass attempts for 15 yards against San Jose State in 2011.

Hailing from Santa Margarita, California, Picazo was the Orange County Offensive Player of the Year after throwing for 2,754 yards and 33 touchdowns as a senior. He set a school single-game record by completing 22 passes against Mater Dei in the 2008 CIF playoffs and also set single-season records for completions (192), touchdown passes (33) and passing yards (2,754) as a senior.

Picazo is a former National Football Foundation Scholar-Athlete Award recipient.

His bachelor's degree is in management, science and engineering and he earned his master's degree in psychology.

Picazo is married to his wife Kaitlyn, who was a 3-time national champion water polo player as a Stanford Cardinal.



DREW SVOBODA

SPECIAL TEAMS COORD. SECOND SEASON

After a successful run as a high school coach in the Houston area, Drew Svoboda is in his second season at Rice and his first as the Owls' special teams coordinator. He coached the Rice running backs in Mike Bloomgren's initial season on South Main.

Svoboda makes the jump to collegiate coaching after guiding Klein Collins High School to five district championships, eight playoff appearances and a 93-24 record in 10 seasons as head coach of the Tigers. His 79.5 win percentage ranked sixth among active Texas 6A head coaches at the end of the 2017 season.

He took over a program that was 1-9 in 2007 and two years later led them to a 12-1 mark and a district championship, earning the first of five Touchdown Club of Houston Coach of the Year finalist awards as well as five District 15 6A Coach of the Year honors.

Svoboda was named Dave Campbell's Texas Football Preseason 6A Coach of the year in 2017 after leading Klein Collins to the state semifinals in 2016. He was also tabbed by VYPE Magazine as its Houston Football Coach of the Year in 2016. Prior to that season, he coached the East Team in the Bayou Bowl High School All-Star game.

He also served on the President of the Greater Houston Greater Houston Football Coaches Association and was on the Board of Directors for the Texas High School Coaches Association (THSCA), serving as the Region Five Director.

A graduate of Tomball High School, Svoboda was a three-year letterman and two-time Academic All-Southland Conference at Stephen F. Austin.

Svoboda and wife Kristi are the parents of two children, a daughter Austyn (6) and a son Jack (3).



SCOTT VESTAL

LINEBACKERS/ RECRUITING COORD. THIRD SEASON

Texas native Scott Vestal returns for his third season on South Main and his second coaching the Owls linebackers while also serving as recruiting coordinator.

Vestal's initial season with the linebackers saw the emergence of JC transfer Blaze Alldredge and true freshman Antonio Montero who combined for 99 tackles along with junior Dylan Silcox who chipped in 45 in 11 games.

Vestal came to Rice in 2017 to coach the safeties after spending the 2016 season at Maryland where he was a Defensive Assistant/Quality Control. He worked with the Terrapin safeties as Maryland advanced to the Quick Lane Bowl against Boston College.

Prior to joining the staff at Maryland, he spent three seasons with the Kansas Jayhawks, the last two as the safeties coach. Vestal, who also worked closely with the Jayhawk special teams, spent the 2012 season as the assistant director of football operations for KU.

Under Vestal's guidance, KU safety Isaiah Johnson was named the 2013 Big 12 Defensive Newcomer of the Year after finishing his sopho-

more season with five interceptions, which ranked second in the conference. Johnson also finished second on the KU defense with 73 tackles. Additionally, Johnson picked up honorable mention All-Big 12 honors from the conference coaches.

Vestal joined the Kansas program from the University of Florida. He was the quality control coach for defense for the Gators in 2011 and served in the same role at Texas during the 2010 season.

Prior to his work with the Longhorns, Vestal was a graduate assistant at Louisiana Tech, North Texas and SMU. Overall, Vestal spent four years at SMU, including a year as an assistant to the Director of Football Operations in 2003 before becoming the video graduate assistant in 2004.

He also spent one year coaching in the Texas high school ranks, serving as an assistant coach at Berkner High School in Richardson, Texas.

He played safety at Arlington Lamar High School. Vestal earned his bachelor's degree in kinesiology with a minor in history from Texas A&M in 2003 and a master's degree in liberal arts at SMU.

He and wife Gynell are parents to a son, Liam



GERARD WILCHER CORNERBACKS SECOND SEASON

A veteran of 27 years of college coaching, Gerard Wilcher is in his second year of coaching the Rice cornerbacks.

Wilcher comes to Rice from Delaware State where he served the past two years as the defensive coordinator and safeties coach after one season in a similar capacity at Division II Seton Hill University in Greensburg, Pa. While at Seton Hill, Wilcher's sparked the Griffins to a victory over conference champion and nationally-ranked Slippery Rock.

Prior to his tenure at Seton Hill, Wilcher served 10 seasons as an assistant coach at Lehigh University, where he was the defensive backs coach as well as co-defensive coordinator in last two seasons, helping guide the Mountain Hawks to a 26-7 record over those two years.

Wilcher coached 24 All-Patriot League performers at Lehigh and his defenses collected a total of 126 interceptions. Wilcher recruited future NFL third round pick Will Rackley (Jaguars, 2011) to Lehigh as well as Lee Kurfis, who in 2013 set the school's all-time single-season receiving record and was invited to the Dallas Cowboys training Camp.

He coached defensive backs at Cornell for three season, including

2003, when he helped guide the Big Red to the No. 1 Ivy League ranking in pass efficiency defense.

Prior to coaching at Cornell, Wilcher served four seasons as an assistant coach at the University of Massachusetts, where he helped lead the Minutemen to the 1998 Division I-AA National Championship, as well as another appearance in the national quarterfinals.

In 2007, Wilcher was selected as one of 26 coaches across the country to participate in the NCAA Expert Coaches Academy in Miami, Fla., where he participated in workshops focusing on such topics as communication, academic success, and building a successful football program. He has also interned for several NFL teams during training camp, most recently with the Denver Broncos prior to their winning Super Bowl 50.

A four-year football letter winner at Morehouse College football team, Wilcher earned a bachelor's in Business Administration from the school in 1992.

In May of 2019, he was honored by the City Council of Missouri City, Texas with an Award of Exemplary Action for his role in rescuing a young boy from drowning at a local swimming pool in the summer of 2018.

Wilcher and wife Ayanna are parents to three children. A son, Xavier, a graduate from Delaware State who works for KPMG, and daughters Jalen, who will graduate from DSU in May of 2020, and Jehlani, who is a senior in high school and plays on the softball team.



**QUINN
BILLERMAN**
OFFENSIVE ASSISTANT
SECOND SEASON


Quinn Billerman joined the Owls in January of 2018 as an offensive assistant.

Billerman joined the Rice staff after spending the last two years as a graduate assistant at North Carolina Central under current Owls Offensive Coordinator Jerry Mack. He originally came to NCCU to play for Mack after two seasons at New Mexico Military Institute.

A two-year starter at NMMI, Billerman set school season records in 2013 by throwing for 2,962 yards and 34 touchdowns while leading the Broncos to a win the El Toro Bowl over Arizona Western. He played in 17 games and made four starts at NCCU as the Eagles won back-to-back MEAC titles as well as a berth in the 2016 Air Force Reserve Celebration Bowl.

He was a National Football Foundation Bill Dooley Chapter University Scholar Athlete and graduated Summa Cum Laude in 2015.

A native of Raleigh, North Carolina, Billerman graduated from Ravenscroft HS as the career leader in passing and touchdown passes while earning All-State honors



**COLIN
SPENCER**
DEFENSIVE ASSISTANT
SECOND SEASON

Colin Spencer joined the Owls in February of 2018 as a defensive graduate assistant.

Spencer joined the Rice staff after spending the previous two seasons as a defensive graduate assistant at the University of the Redlands in Redlands, California where he coached the cornerbacks. In 2016 Redlands won the Southern California Intercollegiate Athletic Conference (SCIAC) title and in 2017, he coached senior Daniel Gonzalez to first team AFCA All-American honors.'

He lettered for two seasons at Redlands and was an All SCIAC performer as both a defensive back and punt returner as a senior in 2015. He began his playing career at Bakersfield College as a wide receiver in 2013.

He received his undergraduate degree in History from Redlands in 2016 and joined four of his teammates as members of the National Football Foundation's Hampshire Honor Society.

He received his Master's in Higher Education from Redlands in 2018.



**CHRIS
MONFILETTO**
OFFENSIVE ASSISTANT
FIRST SEASON

Chris Monfiletto joined the Owls staff in 2019 as an offensive quality control assistant after seven years as the head coach at Kenyon College. He also coached the quarterbacks at Kenyon.

Monfiletto took over a Kenyon program in 2012 that was coming off consecutive winless seasons. In his first season, the team recorded six wins and managed the first winning season since 2005. The next season saw Kenyon win more games in a two-year period since 1988-89. In 2017, Monfiletto's offense averaged 366.4 yards per game, ranking 21st in NCAA DIII in Passing Offense and Yards Per Game. The team boasted the top 3 WR leaders in the NCAC conference in receptions and two in the Top 10 in all of DIII.

In addition to his head coaching responsibilities, Monfiletto also served as the position coach to QB Thomas Merkle who currently ranks 1st All Time at Kenyon in Career Total Pass Completions and Passing Yards. In 2018, WR Ian Robertson finished 4th in NCAA DIII in Receiving Yards and 2nd in Receptions per Game. He finished his career 1st All Time at Kenyon in receptions for a single season. In 2016, WR Brian Hunca finished 2nd in NCAA DIII in Receptions per Game, 4th in Total Receiving Yards and graduated 2nd All Time at Kenyon in Career Receiving Yards. He went on to have a Rookie Mini-Camp tryout with the Washington Redskins.

He is married to Emily Monfiletto and has a son named Vincent.



DREW COLEMAN

DEFENSIVE ASSISTANT SECOND SEASON

Former NFL cornerback Drew Coleman joined the Owls staff in August of 2018 as a defensive quality control assistant.

Coleman came to Rice after two seasons at Blinn College where he served as redshirt coordinator, pass game coordinator, and defensive backs coach. Coleman joined the Buccaneers after serving as a volunteer defensive backs coach at Texas Christian University.

A native of Henderson, Texas, Coleman was one of the best dual-threat quarterbacks in East Texas. Coleman played quarterback, wide receiver, punt returner, and defensive back as he led the Henderson Lions to a district championship.

After high school, Coleman attended Trinity Valley Community College for two seasons, where he was the 2002 Southwest Junior College Football Conference player of the year and offensive most valuable player.

After Trinity Valley, Coleman transferred to Texas Christian University, where he played cornerback for two seasons, starting 14 games. Coleman finished his senior season by earning team defen-

sive most valuable player and helping TCU win the 2005 Mountain West Conference title.

Coleman was drafted in the sixth round of the 2006 NFL Draft by the New York Jets and played seven seasons in the NFL. Coleman played five seasons with the Jets, one with the Jacksonville Jaguars, and one with the Detroit Lions. He accumulated 165 tackles, 13 sacks, 10 forced fumbles, and five interceptions in his career.

Following his NFL career in 2015, Coleman returned to school to finish his degree in general studies. Coleman now lives in Houston with his fiancé Kimberly, daughter Kaylan, and son Drew (DJ) Coleman Jr.



SANDERS DAVIS

OFFENSIVE GRADUATE ASSISTANT FIRST SEASON

Sanders Davis joined the Owls staff in 2019 as an offensive graduate assistant.

Davis came to Rice after five seasons at Catholic High School in Baton Rouge, Louisiana where he was the run game coordinator and offensive line coach, helping to guide the Bears to a pair of Division 1 state titles as well as a runner-up finish in 2018 in Louisiana's highest classification. In addition to his football duties, Davis served as the head soccer coach, a strength coach, and an English teacher.

Davis was a standout lineman for Bears before graduating in 2010. He played center at Dartmouth from 2010-13, graduating in 2014 and then returning home to Baton Rouge to teach and coach at his alma mater.



LUCAS REED

**OFFENSIVE GRADUATE
ASSISTANT
SECOND SEASON**

Lucas Reed joined the Owls staff in 2018 and currently serves as an offensive graduate assistant coach working with the running backs after working as a special teams assistant in his first season.

A 2017 graduate of Ouachita Baptist (double major in Accounting & Finance), Reed was a four-year letterman and three-year team captain as a quarterback. He stepped in as the starter in 2016 after an injury and threw for 857 yards and five touchdowns, highlighted by a win over arch rival Henderson State to close the season.



CHRIS RAITANO

**DEFENSIVE GRADUATE
ASSISTANT
FIRST SEASON**

Chris Raitano joined the Owls staff March of 2019 and serves as a defensive graduate assistant coach.

Raitano came to Rice after four seasons at Monmouth University in West Long Branch, New Jersey, the last three as the defensive line coach and video coordinator. Raitano's defensive line led the Big South Conference in sacks in 2016 and helped spark the Hawks to the school's first appearance in the NCAA FCS playoffs in 2017.

A 2015 graduate of Monmouth, Raitano began his college coaching career that same year as a defensive quality control coach with the Hawks.



TIMOTHY MCCONNELL

**SPECIAL TEAMS
GRADUATE ASSISTANT
FIRST SEASON**

Timothy McConnell joined the Owls staff in 2019 as a special teams graduate assistant.

He joined the Owls after spending one season at Villanova as an assistant coach where he worked with the cornerbacks in addition to serving as the special teams quality control coach.

McConnell graduated from Duquesne University in Pittsburgh, Pennsylvania in December of 2017 with a degree in Communications Studies where he also was a member of the football team as a defensive back and long snapper. The Dukes won a pair of NEC championships during his career. He began his coaching career at Duquesne after graduation, assisting with the defensive backs..



ALEX BROWN

**DIRECTOR OF FOOTBALL
RECRUITING
FIRST SEASON**

Alex Brown joined the Owls in the spring of 2019 as their Director of Football Recruiting.

Brown joined Mike Bloomgren's staff after spending the last four years recruiting for the University of Houston, most recently as Recruiting Coordinator after three seasons as Assistant Director of Player Personnel and Pro Liaison and one season as a football recruiting assistant.

Prior to his time in Houston, Brown was the head central scout for Optimism Scouting for four years, where he scouted the Big 12, SEC, Southland Conference, Missouri Valley Conference, MIAA, Lone Star Conference and all D3/NAIA schools in the state of Texas. Brown graded NFL Draft prospects via film study, play charting, statistical analysis, and live evaluations (regular season, bowl games and all-star games).

Brown also has stints with NFL Network (NFL Draft research assistant), USA Football (national team writer), Bleacher Report (NFL Draft Featured Columnist) and Grace Prep Academy (Assistant Football Coach).



JAMES BURNETT

**ASST. DIR OF FOOTBALL
RECRUITING
FIRST SEASON**

James Burnett is in his first season as the Owls Assistant Director of Recruiting. He originally joined the Owls in September of 2018 as a recruiting and player personnel analyst and was named to his current position in March of 2019.

Burnett oversees the application process for prospective Owls as well as evaluations of potential recruits and game day recruiting operations.

A 2018 graduate of the University of Mississippi, Burnett worked with the Ole Miss football team as an undergraduate. He was the student assistant recruiting coordinator from 2014-16 and then worked as a student assistant in football operations and player development.

Prior to joining the Owls' recruiting staff, he worked with the Miami Dolphins during their 2018 training camp as an intern in football operations.



JOHN SIMMONS

**CHIEF OF STAFF
SIXTH SEASON**

John Simmons was named Football Chief of Staff in 2018 after serving as the Owls' Assistant Recruiting Coordinator and Events Specialist from 2014-18.

Simmons supports Dunlevie Family Head Football Coach Mike Bloomgren in all administrative aspects of the program and acts as the liaison all campus organizations.

A 2014 graduate of UTSA with a degree in Public Relations, he was a member of the Roadrunners football team in their initial seasons. He was a walk-on quarterback who played in four games during UTSA's inaugural campaign and in two games in 2012 as a quarterback. He shifted to wide receiver after earning a scholarship in his final season.

Simmons earned second-team All-District 26-5A honors as a senior after throwing for 2,150 yards and rushing for another 978 at New Braunfels High School while leading the team to an 11-4 record and the Class 5A Division II semifinals that fall under head coach Chuck Caniford. .

Simmons is single and makes his home in Houston.



JERRY PICKLE

**ASSISTANT AD/
FOOTBALL OPERATIONS
12TH SEASON**

Jerry Pickle joined the Rice staff in June of 2008 as the Assistant AD for Football Operations.

He came to Rice after 24 years at Baylor, including the last 13 as the director of football operations. He joined the Baylor program full-time in 1986 as recruiting coordinator and administrative assistant to Hall of Fame coach Grant Teaff.

In his current role, Pickle handles administrative responsibilities for the Rice football program. His broad range of responsibilities include team travel, game day operations, coaches and player tickets, recruiting operations, budget, compliance, camps/clinics, officials for spring and fall practices and training table in addition to serving as the program liaison with Rice Housing & Dining. Pickle also manages contracts with XOs, ARMS, STRIVR, JustPlay and serves as the coordinator for any bowl or international games.

Pickle began his coaching career at the high school level and then coached five years in the college ranks in Mississippi and Missouri before going to Baylor.

He has both bachelor's (1976) and master's (1980) degrees in health, physical education and recreation from Delta State in Cleveland, Miss., where he lettered in football and track.

Pickle is married to the former Julie Turner and they have two sons, Matthew and Jonathan.



HANS STRAUB

**STRENGTH &
CONDITIONING COACH
SECOND SEASON**

Hans Straub is in his second year as the head strength & conditioning coach for Rice Athletics.


Straub joined the Owls from Stanford where he served the past two years and the Director of Olympic Sports Performance, with specific oversight for baseball, women's swimming and women's gymnastics.

He joined the Cardinal program in 2015 after directing the Strength & Conditioning programs for Saint Leo University (2014-15) and the University of South Florida (2011-13).

Prior to joining the USF athletic department, Straub served as the top assistant Sports Performance coach for football at Stanford and was heavily involved in the day-to-day operations of the Sports Performance program.

Preceding his work at Stanford, Straub spent five years on the Strength & Conditioning staff at the University of Washington, as well as four years of service at the University of San Diego. During his time at Washington, he worked closely with the softball, baseball and women's volleyball programs. While at the University of San Diego, he worked with a variety of the 16 Torero programs, including baseball, softball, men's soccer, men's and women's tennis, men's golf, swimming and diving and men's and women's rowing.

Straub is a 2002 graduate of Towson (Md.) University, where he earned his Bachelors of Science degree in Kinesiology. He is a certified strength and conditioning specialist from the National Strength and Conditioning Association and in 2015, he finished his Master's Degree in exercise science from the University of Texas at El Paso.



JASON RUSSELL

**ASST. STRENGTH &
CONDITIONING COACH
SECOND SEASON**

Jason Russell is in his second year as an assistant strength & conditioning coach for Rice Athletics.

Russell joined the Owls after spending eight months in the private sector. Prior to that, Russell served as the Director for Basketball Sports Performance at the University of Houston for three years, overseeing training for Men's and Women's Basketball as well as Men's and Women's Golf.

Prior to his stop at Houston, he spent 18 months as an assistant strength and conditioning coach at California-Berkeley, where he assisted with the football team and directed the strength and conditioning program from the Women's Gymnastics team.

He came to Berkeley after stops as a strength and conditioning assistant at Louisiana Tech University (2011-2013) and Sam Houston State University (2010-2011).

He received his bachelor's degree in kinesiology from Sam Houston State in 2010 and earned his master's degree in sports performance from Louisiana Tech in 2012.

Russell is a Strength & Conditioning Coach Certified through the Collegiate Strength and Conditioning Coaches Association.



ZACH WARANCH

**ASST. STRENGTH &
CONDITIONING COACH
FIRST SEASON**

Zach Waranch is in his first year as an assistant strength & conditioning coach for Rice Athletics.

Prior to joining the Owls, Waranch served as an Assistant Athletic Performance Coach at the University of Missouri where he assisted with the football and baseball programs. He joined the Tiger staff after three years at Quincy University where he served as the Running Backs/Assistant Strength and Conditioning Coach for two years before moving to Wide Receivers in addition to being named the Hawks Head Strength & Conditioning Coordinator.

He received his bachelor's degree in Physical Education and Strength & Conditioning from Central Methodist University in Fayette, Missouri where he was a three-year letterman with the football program. He also earned his Master's in Educational Leadership in 2016 from Quincy University.

Waranch is a Certified Strength & Conditioning Specialist (CSCS) through the National Strength and Conditioning Association.



ROGER HAYHURST

**VIDEO COORDINATOR
SECOND SEASON**

Roger Hayhurst is entering his second year as Video Coordinator for Rice Football after spending the previous five seasons as an assistant at Mississippi State University

In his role with the Owls, Hayhurst supervises the staff filming of every practice and game and provides edited practice and opponent footage to the coaching staff. He also manages internal post-production and assists with recruiting media production.

Prior to his tenure at Mississippi State, Hayhurst was the Director of Video Operations for Fairmont State University where he created and developed the video program for five sports. He was named the CSVA Division II National Video Coordinator of the Year in 2012.

A native of Fairmont, West Virginia, Hayhurst attended North Marion High School and served eight years in the United States Air Force. He is a graduate of Fairmont State University.

Roger and his wife Michelle have four sons, Maxwell, Jack, Oliver, & Sam



RYAN HAWORTH

**ASST. VIDEO COORD.
FOURTH SEASON**

Ryan Haworth enters his fourth season on the Rice staff as the Assistant Video Coordinator/Production Specialist.

He comes to Rice after one season at Oregon State University where he worked for the Video/Ideation Department. Haworth edited and produced video content for the entire athletic department.

He joined the Beavers from Simpson College where spent two seasons with the Storm as a Volunteer Video Assistant. Haworth oversaw a student staff and produced highlights.

A 2012 graduate of Simpson College, Haworth started as a student video assistant for football and also competing for the wrestling team. He graduated from Indianola High School in Indianola, IA.

He is single and lives in Houston.



CHUCK POOL

ASSISTANT AD/ ATHLETIC COMMUNICATIONS 14TH SEASON

A veteran of over 30 years on the Houston sports scene, Chuck Pool heads into his 14th year at the head of the Owls' publicity efforts.

He assumed his duties on August 23, 2006 when he became the third person to hold the Sports Information Director title at Rice, following Bill Whitmore (1950-84) and Bill Cousins (1984-2006). Pool guides athletic communications and publicity efforts for the Owls while serving as the primary contact for football as well as men's and women's tennis.

Pool and his staff have been honored twice in the last four years by the Football Writers' Association of America as one of their Super 11 Sports Information staffs (2014 & 2017).

In his time at Rice, he has coordinated the Owls efforts to move their media information away from printed materials as well as developing a broader overall reach through sport-specific Facebook and Twitter initiatives with a heavy emphasis on video.

In 2011, he oversaw the redesign and relaunch of Riceowls.com while also writing and co-producing a five-part documentary on the 100th season of Rice Football. In 2010, he assumed administrative responsibility of the Owls' video productions and oversaw the creative aspects of Owls Insider, a half-hour show on Fox Sports Houston. That same year he was responsible for the expansion of OwlVision's baseball webcast production as well as the first-ever webcast of the C-USA outdoor track and field championship.

In 2006, his publicity efforts enabled a previously unknown sophomore wide receiver, Jarett Dillard, to become one of three finalists for the Biletnikoff Award finalist. In 2008 Dillard became Rice's first Football

Writers All American in 50 years.

He served as Media Coordinator for the 2010 and 2015 NCAA Men's South Basketball Regionals at in Houston. He was Local Media Coordinator for the 2011 & 2016 Men's Final Four in Houston.

Pool, 60, joined the Owls after spending the previous four years running his own public relations company, Laysan Communications, which specialized in proactive sports-related public and media relations. His primary clients included the Rotary Lombardi Award, which honors the top linemen in college football, and the Roger Clemens Award, which was presented to the top pitcher in college baseball. Laysan also provided media services to the Houston Super Bowl Host Committee, the Harris County-Houston Sports Authority and USA Football.

He first came to Houston in 1985 when he joined the Houston Astros as the assistant director of public relations. He remained with the Astros through the spring of 1992 when he was selected to create the media relations department of the expansion Florida Marlins. He returned to the Astros in 1998 before entering private business in 1999.

Pool is a 1980 graduate of the University of Nebraska where he played freshman football (1977). He joined the Huskers' SID department as a student assistant and was named Publications Coordinator/Sports Information Assistant upon graduation.

During his time at Nebraska, he was part of publicity efforts that garnered a Heisman Trophy, three Outland, two Rotary Lombardi Award winners and 10 consensus All-America selections in football. He also headed up publicity efforts for the Huskers' gymnastics and swimming programs, and served as media coordinator for three NCAA men's gymnastics and one NCAA women's swimming and diving championship.

He is a member of the FWAA and the College Sports Information Directors of America (CoSIDA). He is a past president of Pearland Little League and has served on the Advisory Council of the Rotary Lombardi Award.

Pool and wife Laura reside in Pearland. They have four children, Kevin (30, who lettered at Rice in 2010 and graduated in 2011 and coaches football at Pearland Dawson HS), Cameron (26, who is attending UH-Downtown after four years in the Marines) Kelli (25, who is enrolled in the Athletic Training Graduate Program at SFA), Courtney (22, who attends Texas State University) and two grandsons, Kaleb and Kolby.



BRAD KIMBLE

ASSOC. AT; HEAD FOOT- BALL ATHLETIC TRAINER THIRD SEASON

Brad Kimble, MEd, LAT, ATC, CES, PES, is in his third year as Head Football Athletic Trainer at Rice University. He is responsible for overseeing the football program and all aspects of the sports medicine operations in the Brian Patterson Sports Performance Center.

Kimble came to Rice after serving as an assistant athletic trainer at Syracuse University for the last six years working primarily as the lead assistant for the Orange football program. While at Syracuse, the Orange played in two bowl games and won the 2012 Big East Championship. In addition to his time with football, he also coordinated the care of the women's field hockey and men's soccer programs during the 2016 - 2017 school year. His duties also included the implementation of Functional Movement Screening in multiple sports and coordinating corrective exercise programming.

Prior to his time at Syracuse, Kimble served as the associate athletic trainer at Baldwin Wallace University in Berea, Ohio from 2006 - 2011. At Baldwin Wallace, Kimble served as the head athletic trainer for the football, men's basketball and tennis programs and worked as a clinical instructor

in the athletic training education program. Kimble has an extensive background in sports medicine, including stints as a training camp intern with the Cleveland Browns and New York Jets. In addition to his experience in the NFL, he completed internships in minor league hockey in the American Hockey League with the Cleveland Barons and in minor league baseball with the Mahoning Valley Scrappers, a short-season affiliate of the Cleveland Indians.

A native of Columbiana, Ohio, Kimble earned his bachelor's degree in athletic training and fitness management from Baldwin Wallace in 2003. After graduation, Kimble served as a graduate assistant athletic trainer at the Cleveland Clinic working as an outreach athletic trainer at Mentor High School and John Carroll University while also completing his master's degree in exercise science at Cleveland State University in 2006.

Kimble is a certified member of the National Athletic Trainers Association (NATA) and the College Athletic Trainers Society. In addition to holding certification in athletic training, Kimble is also a certified National Academy of Sports Medicine (NASM) Corrective Exercise Specialist (CES) and Performance Enhancement Specialist (PES). He also holds certification in Functional Movement Screening (FMS) and Sound-Assisted Soft Tissue Mobilization (SASTM). His special interests include injury prevention strategies, exercise recovery and performance therapy and rehabilitation.

Brad resides in Houston with his wife, Faith.

2018 RICE FOOTBALL RESULTS

Date	Opponent	W/L	Score	Record	C-USA	Attend.
A 25	PRAIRIE VIEW A&M	W	31-28	1-0	0-0	20,050
S 1	HOUSTON	L	27-45	1-1	0-0	26,390
S 8	at Hawai'i	L	29-43	1-2	0-0	23,112
S 22 *	at Southern Miss	L	22-40	1-3	0-1	20,159
S 29	at Wake Forest	L	24-56	1-4	0-1	24,519
O 6 *	UTSA	L	3-20	1-5	0-2	19,170
O 13 *	UAB	L	0-42	1-6	0-3	18,916
O 20 *	at FIU	L	17-36	1-7	0-4	13,741
O 27 *	at North Texas	L	17-41	1-8	0-5	25,379
N 3 *	UTEP	L	26-34	1-9	0-6	18,420
N 10 *	at Louisiana Tech	L	13-28	1-10	0-7	15,283
N 17	at #10 LSU	L	10-42	1-11	0-7	100,323
N 23 *	OLD DOMINION	W	27-13	2-11	1-7	18,083

* Denotes Conference USA Game

TEAM STATISTICS	Rice	Opp
SCORING	246	468
Points Per Game	18.9	36.0
Points Off Turnovers	49	89
FIRST DOWNS	210	280
Rushing	91	107
Passing	106	156
Penalty	13	17
RUSHING YARDAGE	1867	2158
Yards gained rushing	2134	2404
Yards lost rushing	267	246
Rushing Attempts	490	450
Average Per Rush	3.8	4.8
Average Per Game	143.6	166.0
TDs Rushing	15	31
PASSING YARDAGE	2272	3641
Comp-Att-Int	197-368-16	2247-392-8
Average Per Pass	6.2	9.3
Average Per Catch	11.5	14.7
Average Per Game	174.8	280.1
TDs Passing	13	28
TOTAL OFFENSE	4139	5799
Total Plays	858	842
Average Per Play	4.8	6.9
Average Per Game	318.4	446.1
KICK RETURNS: #-Yards	37-903	17-274
Average	24.4	16.1
PUNT RETURNS: #-Yards	7-16	15-127
Average	2.3	8.5

TEAM STATISTICS	Rice	Opp
INT RETURNS: #-Yards	8-87	16-241
Average	10.9	15.1
FUMBLES-LOST	12-7	19-11
PENALTIES-Yards	58-513	54-448
Average Per Game	39.5	34.5
PUNTS-Yards	81-3636	54-2160
Average Per Punt	44.9	40.0
Net punt average	40.1	38.2
KICKOFFS-Yards	51-3252	89-5254
Average Per Kick	63.8	59.0
Net kick average	41.7	36.5
TIME OF POSSESSION/Game	32:41	27:19
3RD-DOWN Conversions	56/195	66/157
3rd-Down Pct	.287	.420
4TH-DOWN Conversions	18/30	6/13
4th-Down Pct	.600	.462
SACKS BY-Yards	17-125	24-124
MISC YARDS	0	0
TOUCHDOWNS SCORED	28	62
FIELD GOALS-ATTEMPTS	15-23	12-15
ON-SIDE KICKS	0-1	0-0
RED-ZONE SCORES	27-32	48-54
Percent	.844	.889
RED-ZONE TOUCHDOWNS	18-32	41-54
Percent	.563	.760
PAT-ATTEMPTS	23-23	56-59
Percent	1.000	.949

RUSHING	GP	ATT	GAIN	LOSS	NET	AVG	TD	LONG	AVG/G
Austin Walter	13	133	625	61	564	4.2	4	62	43.4
Emmanuel Esukpa	9	122	486	25	461	3.8	3	52	51.2
Juma Otoviano	12	65	379	15	364	5.6	3	80	30.3
Aston Walter	13	64	269	15	254	4.0	0	26	19.5
Evan Marshman	4	18	97	22	75	4.2	2	22	18.8
Giovanni Gentosi	13	10	50	0	50	5.0	1	19	3.8
Shawn Stankavage	10	44	137	90	47	1.1	0	18	4.7
Wiley Green	4	15	56	22	34	2.3	2	10	8.5
Jordan Myers	12	5	6	0	6	1.2	0	2	0.5
Jack Fox	13	1	5	0	5	5.0	0	5	0.4
Nahshon Ellerbe	9	4	6	2	4	1.0	0	4	0.4
Austin Trammell	13	1	3	0	3	3.0	0	3	0.2
Will Phillips	7	1	2	0	2	2.0	0	2	0.3
Parker Towns	2	4	10	9	1	0.2	0	8	0.5
D' Angelo Ellis	3	2	3	3	0	0.0	0	3	0.0
Jackson Tyner	4	1	0	3	-3	-3.0	0	0	-0.8
Total	13	490	2134	267	1867	3.8	15	80	143.6
Opponents	13	450	2404	246	2158	4.8	31	51	166.0

PASSING	GP	EFFIC	COMP-ATT-INT	PCT	YDS	TD	LG	AVG/G
Shawn Stankavage	10	113.49	124-219-10	56.6	1328	10	68	132.8
Wiley Green	4	112.57	45-88-4	51.1	621	3	60	155.2
Evan Marshman	4	92.83	17-31-1	54.8	164	0	24	41.0
Jackson Tyner	4	90.44	9-20-1	45.0	132	0	39	33.0
Parker Towns	2	46.00	1-4-0	25.0	10	0	10	5.0
TEAM	4	0.00	0-4-0	0.0	0	0	0	0.0
Jack Fox	13	242.80	1-1-0	100.0	17	0	17	1.3
Austin Trammell	13	0.00	0-1-0	0.0	0	0	0	0.0
Total	3	108.36	197-368-16	53.5	2272	13	68	174.8
Opponents	3	160.52	247-392-8	63.0	3641	28	95	280.1

RECEIVING	GP	NO	YDS	AVG	TD	LG	AVG/G
Austin Trammell	13	62	632	10.2	3	53	48.6
Austin Walter	13	44	525	11.9	2	68	40.4
Aaron Cephus	11	40	565	14.1	5	41	51.4
Jordan Myers	12	15	241	16.1	1	60	20.1
Rhett Cardwell	13	11	58	5.3	0	13	4.5
Brendan Harmon	7	10	64	6.4	1	14	9.1
Jaeger Bull	10	5	26	5.2	1	10	2.6
D' Angelo Ellis	3	4	82	20.5	0	27	27.3
Giovanni Gentosi	13	4	27	6.8	0	10	2.1
Aston Walter	13	2	58	26.0	0	37	4.0
Total	13	197	2272	11.5	13	68	174.8
Opponents	13	247	3641	14.7	28	95	280.1

PUNT RETURNS	NO	YDS	AVG	TD	LG
Austin Trammell	5	18	3.6	0	19
Jordan Myers	2	-2	-1.0	0	0
Total	7	16	2.3	0	19
Opponents	15	127	8.5	1	26

KICK RETURNS	NO	YDS	AVG	TD	LG
Austin Walter	18	491	27.3	0	46
Austin Trammell	14	383	27.4	0	54
Jordan Myers	2	10	5.0	0	7
Giovanni Gentosi	2	17	8.5	0	10
Treshawn Chamberlain	1	2	2.0	0	2
Total	37	903	24.4	0	54
Opponents	7	274	16.1	0	36

INTERCEPTION RETURNS	NO	YDS	AVG	TD	LG
Prudy Calderon	4	67	16.8	0	32
George Nyakwol	2	2	1.0	0	2
Blaze Alldredge	1	19	19.0	0	19
Antonio Montero	1	-1	-1.0	0	0
Total	8	87	10.9	0	32
Opponents	16	241	15.1	1	60

FUMBLE RETURNS	NO	YDS	AVG	TD	LG
Total	0	0	0.0	0	0
Opponents	3	65	21.7	1	51

PUNTING	NO	YDS	AVG	LG	TB	I20	50+	BL
Jack Fox	80	3636	45.5	76	13	31	26	1
Team	1	0	0.0	0	0	0	0	0
Total	81	3636	44.9	76	13	31	0	1
Opponents	54	2160	40.0	57	4	15	5	0

KICKOFFS	NO	YDS	AVG	TB	OB	RET	NET	YDLN
Jack Fox	51	3252	63.8	34	0	16.1	41.7	23
Total	51	3252	63.8	34	0	16.1	41.7	23
Opponents	89	5254	59.0	44	2	24.4	36.5	28

SCORING	TD	FG	POINT AFTER TRIES			PASS	DXP	SAF	PTS
			KICK	RUSH	RCV				
Jack Fox	0	5-12	23-23	0-0	0	0-2	0	0	38
Austin Walter	6	0-0	0-0	0-0	0	0-0	0	0	36
Aaron Cephus	5	0-0	0-0	0-0	2	0-0	0	0	34
Haden Tobola	0	10-11	0-0	0-0	0	0-0	0	0	30
Emmanuel Esukpa	3	0-0	0-0	0-0	0	0-0	0	0	18
Austin Trammell	3	0-0	0-0	0-0	0	0-0	0	0	18
Juma Otoviano	3	0-0	0-0	0-0	0	0-0	0	0	18
Evan Marshman	2	0-0	0-0	0-0	0	0-0	0	0	12
Wiley Green	2	0-0	0-0	0-0	0	2-2	0	0	12
Jordan Myers	1	0-0	0-0	1-1	0	0-0	0	0	8
Giovanni Gentosi	1	0-0	0-0	0-0	0	0-0	0	0	6
Jaeger Bull	1	0-0	0-0	0-0	0	0-0	0	0	6
Brendan Harmon	1	0-0	0-0	0-0	0	0-0	0	0	6
Martin Nwakamma	0	0-0	0-0	0-0	0	0-0	0	1	2
Team	0	0-0	0-0	0-0	0	0-0	0	1	2
Total	28	15-23	23-23	1-1	2	2-4	0	2	246
Opponents	62	12-15	56-59	1-1	1	1-2	0	0	468
FIELD GOALS	FG	PCT	1-19	20-29	30-39	40-49	50+	LG	BL
Jack Fox	5-12	41.7	0-0	1-1	3-4	1-3	0-4	44	0
Haden Tobola	10-11	90.9	0-0	4-1	2-2	3-4	1-1	51	0

ALL-PURPOSE LEADERS	G	RUSH	RCV	PR	KR	IR	TOT	AVG/G
Austin Walter	13	564	525	0	491	0	1580	121.5
Austin Trammell	13	3	632	18	383	0	1036	79.7
Aaron Cephus	11	0	565	0	0	0	565	51.4
Emmanuel Esukpa	9	461	0	0	0	0	461	51.2
Juma Otoviano	12	364	0	0	0	0	364	30.3
Aston Walter	13	254	52	0	0	0	306	23.5
Jordan Myers	12	6	241	-2	10	0	255	51.2
Giovanni Gentosi	13	50	27	0	17	0	94	7.2
D'Angelo Ellis	3	0	82	0	0	0	82	27.3
Evan Marshman	4	75	0	0	0	0	75	18.8
Prudy Calderon	13	0	0	0	0	67	67	5.2
Total	13	1867	2272	16	903	87	5145	395.8
Opponents	13	2158	3641	127	274	241	6441	495.5
TOTAL OFFENSE LEADERS	G	PLAYS	RUSH	PASS	TOT	AVG/G		
Shawn Stankavage	10	263	47	1328	1375	137.5		
Wiley Green	4	103	34	621	655	163.8		
Austin Walter	13	133	564	0	564	43.4		
Emmanuel Esukpa	9	122	461	0	461	51.2		
Juma Otoviano	12	65	364	0	364	30.3		
Aston Walter	13	64	254	0	254	19.5		
Evan Marshman	4	49	75	164	239	59.8		
Jackson Tyner	4	21	-3	132	129	32.2		
Giovanni Gentosi	13	10	50	0	50	3.8		
Jack Fox	13	2	5	17	22	1.7		
Total	13	858	1867	2272	4139	318.4		
Opponents	13	842	2158	3641	5799	446.1		

DEFENSE

NO	DEFENDER	GP	TACKLES			TFL-YDS	SACKS NO-YDS	PASS DEFENSE		FUMBLES		NO	DEFENDER	GP	TACKLES			TFL-YDS	SACKS NO-YDS	PASS DEFENSE		FUMBLES	
			UA	A	TOT			INT-YDS	BrUP	RCV-YDS	FF				UA	A	TOT			INT-YDS	BrUP	RCV-YDS	FF
20	George Nyakwol	13	41	26	67	3.0-12	1.0-9	2-2	3	.	.	52	JaVante Hubbard	9	3	.	3
55	Blaze Alldredge	13	36	29	65	4.0-13	1.0-3	1-19	.	.	.	2	Austin Walter	13	2	1	3
6	Zach Abercumbia	13	24	31	55	4.5-18	.	.	.	2-0	.	35	Will Phillips	7	2	.	2
95	Roe Wilkins	13	18	32	50	4.5-13	1.0-7	.	.	.	1	3	Shawn Stankavage	10	1	1	2
17	Treshawn Chamberlain	13	30	20	50	3.5-9	130-4	.	.	1-0	1	6	Ja'Quez Battley	6	2	.	2
94	Graysen Schantz	13	28	21	49	4.0-6	.	.	.	1-0	.	2	Jack Fox	13	2	.	2	1-0	.
8	Dylan Silcox	11	27	18	45	3.0-10	1.0-5	.	.	1-0	1	40	Brady Wright	13	.	2	2
92	Elijah Garcia	13	19	21	40	3.5-20	1.0-10	.	1	.	.	36	Campbell Riddle	13	1	1	2	1-0	.
4	Prudy Calderon	13	26	12	38	1.0-2	.	4-67	7	1-0	1	76	Sam Pierce	13	1	.	1
33	Anthony Ekpe	13	25	10	35	6.5-47	6.0-46	.	.	.	2	28	Jason White	2	1	.	1	.	.	.	1	.	.
15	Antonio Montero	13	20	14	34	0.5-1	.	1-(-1)	.	.	.	44	Kebreyun Page	8	1	.	1
7	Justin Bickham	12	24	6	30	3.0-5	.	.	10	.	1	9	Nahshon Ellerbe	9	.	1	1
99	Myles Adams	13	19	8	27	5.0-31	2.5-27	.	.	.	2	82	Jaeger Bull	10	1	.	1
29	Houston Robert	10	18	6	24	2.4-13	1.5-10	.	5	1-0	.	83	Rhett Cardwell	13	1	.	1
18	Tyrae Thornton	12	17	6	23	1.0-2	.	.	3	1-0	.	19	Evan Marshaman	4	1	.	1
9	Jorian Clark	12	14	3	17	.	.	.	2	.	.	12	D'Angelo Ellis	3	1	.	1
13	Collin Whitaker	5	8	8	16	.	.	.	2	.	.	46	Garrett Grammer	9	1	.	1
31	Martin Nwakamma	12	9	5	14	2.0-3	.	.	1	1-0	.	7	Jordan Myers	12	1	.	1
3	Brandon Douglas-Dotson	12	10	3	13	2.0-6	.	.	4	.	.	1	Aston Walter	13	1	.	1
93	Parker Hanusa	11	7	6	13	21	Juma Otoviano	12	1	.	1
98	Trey Schuman	13	8	4	12	1.5-3	33	Emmanuel Esukpa	9	1	.	1
19	Andrew Bird	3	7	1	8	1.0-1	.	.	1	.	.	28	Aaron Cephus	11	1	.	1
5	Dasharm Newsome	9	4	4	8	4	Jackson Tyner	4	1	.	1
16	Joshua Cummings	12	3	2	5	Total		13	472	304	776	56-215	17-125	8-87	40	11-0	9
10	Kenneth Orji	9	3	2	5	Opponents		13	494	358	852	82-269	24-124	16-241	52	7-65	7

GAME-BY-GAME TACKLES

	UA-A	TOT	PV	UH	HA	USM	WF	UTSA	UAB	FIU	UNT	UTEP	LT	LSU	ODU		UA-A	TOT	PV	UH	HA	USM	WF	UTSA	UAB	FIU	UNT	UTEP	LT	LSU	ODU
G Nyakwol	41-26	67	2-0	2-2	4-0	3-2	2-1	1-0	3-1	3-4	7-1	4-7	3-2	3-6	4-0	J Cummings	3-2	5	DNP	1-1	-	1-0	-	-	1-0	-	-	-	-	0-1	-
B Alldredge	36-29	65	-	-	1-0	4-5	1-3	4-1	2-0	2-5	1-0	2-3	3-7	4-4	12-1	J Hubbard	3-0	3	2-0	-	DNP	DNP	DNP	-	DNP	-	-	-	-	-	1-0
Z Abercumbia	24-31	55	1-1	0-6	5-0	1-1	1-5	7-2	0-2	3-2	2-0	1-6	1-1	1-3	1-2	Au. Walter	2-1	3	-	-	-	-	-	-	1-0	-	1-0	0-1	-	-	
R Wilkins	18-32	50	6-1	0-3	2-0	1-3	0-3	2-0	2-0	1-4	1-1	0-7	0-4	2-5	1-1	B Wright	0-2	2	-	-	-	0-1	0-1	-	-	-	-	-	-	-	
T Chamberlain	30-20	50	-	-	1-0	-	3-0	2-0	3-2	2-3	4-0	2-5	2-3	5-5	6-2	C Riddle	1-1	2	-	-	-	-	-	-	-	-	-	0-1	-	-	1-0
G Schantz	28-21	49	3-0	4-4	4-0	1-3	1-1	2-1	-	2-2	1-1	3-6	3-1	3-2	1-0	W Phillips	2-0	2	1-0	-	1-0	-	-	-	-	DNP	DNP	DNP	DNP	DNP	
D Silcox	27-18	45	4-2	4-7	4-0	DNP	2-4	3-0	4-1	1-0	-	-	2-2	3-2	DNP	S Stankavage	1-1	2	-	-	-	-	-	-	DNP	DNP	DNP	1-1	-	-	
E Garcia	19-21	40	1-3	1-4	-	0-1	2-1	3-1	4-0	4-4	1-1	0-4	1-2	1-0	1-0	J Fox	2-0	2	-	1-0	-	-	-	-	-	-	-	-	1-0	-	
P Calderon	26-12	38	-	1-0	3-1	3-0	1-0	1-0	6-0	5-3	2-0	2-3	0-1	1-2	1-2	J Battley	2-0	2	DNP	DNP	DNP	DNP	DNP	DNP	-	1-0	DNP	-	1-0	-	-
A Ekpe	25-10	35	3-0	1-3	1-0	1-0	3-1	2-0	1-0	-	5-0	2-4	4-0	1-2	1-0	D Ellis	1-0	1	DNP	DNP	DNP	DNP	DNP	DNP	DNP	DNP	DNP	-	-	1-0	DNP
A Montero	20-14	34	-	-	1-0	3-0	2-0	3-1	3-2	1-2	2-0	1-6	-	0-3	4-0	A Cephus	1-0	1	-	-	-	-	-	-	1-0	-	-	-	-	DNP	DNP
J Bickham	24-6	30	4-1	6-0	3-0	2-1	1-0	2-0	4-0	1-2	-	1-1	DNP	0-1	-	As. Walter	1-0	1	1-0	-	-	-	-	-	-	-	-	-	-	-	
M Adams	19-8	27	1-0	1-1	2-0	0-1	3-0	3-0	1-0	0-1	1-0	1-1	2-1	1-0	3-3	J Bull	1-0	1	-	-	-	-	1-0	-	-	DNP	DNP	DNP	-	-	
H Robert	18-6	24	1-0	3-1	4-1	2-3	4-1	1-0	-	1-0	2-0	-	DNP	DNP	DNP	R Cardwell	1-0	1	-	-	-	1-0	-	-	-	-	-	-	-	-	
T Thornton	17-6	23	1-0	2-1	DNP	1-2	0-1	1-0	-	3-0	2-0	-	2-1	0-1	5-0	E Esukpa	1-0	1	-	-	-	1-0	-	-	-	DNP	DNP	-	DNP	-	DNP
J Clark	14-3	17	2-0	-	3-0	4-0	1-1	1-0	1-0	1-1	-	-	DNP	1-1	-	S Pierce	1-0	1	-	-	-	-	-	-	-	-	-	1-0	-	-	
C Whitaker	8-8	16	DNP	0-1	-	DNP	DNP	DNP	DNP	DNP	DNP	1-3	6-3	1-1	DNP	J Myers	1-0	1	-	-	-	-	DNP	-	-	-	-	-	-	1-0	-
M Nwakamma	9-5	14	1-0	1-0	3-0	1-1	2-2	-	1-0	0-1	-	DNP	0-1	-	-	J Otoviano	1-0	1	-	DNP	-	1-0	-	-	-	-	-	-	-	-	
P Hanusa	7-6	13	-	0-1	-	2-4	2-0	-	-	-	-	1-1	DNP	2-0	DNP	J White	1-0	1	DNP	DNP	DNP	DNP	DNP	DNP	-	DNP	DNP	DNP	DNP	DNP	1-0
B Douglas-Dotson	10-3	13	-	DNP	3-0	-	3-0	1-0	-	1-1	1-0	-	-	1-2	-	J Tyner	1-0	1	-	-	DNP	DNP	DNP	1-0	DNP	DNP	DNP	DNP	DNP	-	DNP
T Schuman	8-4	12	-	-	-	-	2-0	-	2-1	1-0	1-0	1-2	1-1	-	-	G Grammer	1-0	1	DNP	DNP	DNP	DNP	-	-	-	-	-	1-0	-	-	
D Newsome	4-4	8	DNP	0-1	-	1-0	2-1	DNP	1-0	0-1	DNP	-	DNP	0-1	-	K Page	1-0	1	DNP	DNP	DNP	DNP	1-0	-	-	DNP	-	-	-	-	
A Bird	7-1	8	DNP	DNP	DNP	DNP	DNP	DNP	DNP	DNP	DNP	-	DNP	-	7-1	N Ellerbe	0-1	1	DNP	DNP	DNP	-	-	DNP	-	-	-	-	-	0-1	-
K Orji	3-2	5	-	-	-	DNP	-	DM[3-1	-	DNP	DNP	-	0-1	-	E Marshman	1-0	1	DNP	DNP	-	DNP	DNP	-	1-0	-	DNP	DNP	DNP	DNP	DNP

PASSING

Shawn Stankavage	Comp	Att	Int	Pct	Yards	TD	LG	Sack-Yds.	Effic.
Prairie View A&M	7	15	0	46.7	43	0	10	0-0	70.75
Houston	20	31	1	64.5	204	3	32	3-11	145.28
Hawai'i	20	31	1	64.5	299	2	41	3-19	160.37
Southern Miss	13	26	2	50.0	125	2	29	0-0	100.38
Wake Forest	17	32	2	53.1	103	2	17	0-0	88.29
UTSA	15	27	1	55.6	158	0	25	3-14	97.30
UAB	7	12	0	58.3	79	0	35	2-8	113.63
Louisiana Tech	18	32	3	56.2	216	1	68	2-14	104.50
LSU	7	13	0	53.8	101	0	27	2-11	119.11
TOTALS	124	219	10	56.6	1328	10	68	15-77	113.49

Wiley Green	Att	Comp	Int	Pct	Yards	TD	Long	Sack-Yds	Effic
FIU	1	6	2	16.7	8	0	8	0-0	-38.80
North Texas	21	37	0	56.8	204	1	35	2-11	111.99
UTEP	17	32	2	53.1	313	2	53	1-4	143.41
Old Dominion	6	13	0	46.2	96	0	60	1-8	108.18
TOTALS	45	88	4	51.1	621	3	60	4-23	112.57

Evan Marshman	Att	Comp	Int	Pct	Yards	TD	Long	Sack-Yds	Effic
UAB	6	16	0	37.5	57	0	24	1-7	67.43
FIU	11	15	1	73.3	107	0	16	2-8	119.92
TOTALS	17	31	1	54.8	164	0	24	3-15	92.83

Jackson Tyner	Att	Comp	Int	Pct	Yards	TD	Long	Sack-Yds	Effic
Prairie View A&M	5	9	0	55.6	44	0	23	0-0	96.62
Houston	4	8	0	50.0	88	0	39	0-0	142.40
UTSA	0	2	1	0.0	0	0	0	0-0	-100.00
LSU	0	1	0	0.0	0	0	0	0-0	0.00
TOTALS	9	20	1	45.0	132	0	39	0-0	90.44

Jack Fox	Att	Comp	Int	Pct	Yards	TD	Long	Sack-Yds	Effic
UTSA	1	1	0	100.0	17	0	17	0-0	242.80
TOTALS	1	1	0	100.0	17	0	17	0-0	242.80

Parker Towns	Att	Comp	Int	Pct	Yards	TD	Long	Sack-Yds	Effic
Louisiana Tech	1	3	0	33.3	10	0	10	0-0	61.33
LSU	0	1	0	0.0	0	0	0	2-9	0.00
TOTALS	1	4	0	25.0	10	0	10	2-9	46.00

Austin Trammell	Att	Comp	Int	Pct	Yards	TD	Long	Sack-Yds	Effic
Old Dominion	0	1	0	0.0	0	0	0	0-0	0.00
TOTALS	0	1	0	0.0	0	0	0	0-0	0.00

RECEIVING

	Trammell	Cephus	Au Walter	Myers	Ellis	Harmon	Cardwell	As Walter	Gentosi	Bull
Prairie View A&M	5-37/0	1-10/0	1-8/0	1-4/0	DNP	1-8/0	1-2/0	-	-	2-18/0
Houston	7-62/0	5-95/0	4-70/0	1-29/1	DNP	3-11/1	1-4/0	1-15/0	1-4/0	1-2/1
Hawai'i	5-91/1	5-97/1	5-82/0	-	DNP	-	3-20/0	-	1-5/0	1-4/0
Southern Miss	6-60/0	3-22/2	1-8/0	3-35/0	DNP	DNP	-	-	-	-
Wake Forest	4-29/0	4-27/1	5-32/1	DNP	DNP	2-11/0	1-2/0	-	-	1-2/0
UTSA	1-8/0	4-64/0	8-70/0	1-17/0	DNP	2-16/0	-	-	-	-
UAB	4-40/0	1-35/0	3-5/0	2-38/0	DNP	1-10/0	2-8/0	-	-	-
FIU	5-57/0	2-24/0	2-14/0	2-12/0	DNP	DNP	-	-	1-8/0	-
North Texas	10-94/0	6-79/1	2-3/0	1-10/0	DNP	1-8/0	-	-	1-10/0	DNP
UTEP	8-112/2	2-31/0	4-104/0	1-25/0	-	DNP	1-4/0	1-37/0	-	DNP
Louisiana Tech	4-10/0	7-81/0	5-101/1	-	1-16/0	DNP	2-18/0	-	-	DNP
LSU	2-27/0	DNNP	1-4/0	1-4/0	3-66/0	DNP	-	-	-	-
Old Dominion	1-5/0	DNP	3-24/0	2-67/0	DNP	DNP	-	-	-	-

RUSHING

	Au Walter	Esukpa	Otoviano	As Walter	Marshman	Gentosi	Stankavage	Green	Myers	Fox	Ellerbe	Trammell	Phillips	Towns	Ellis
Prairie View A&M	11-83/2	32-173/1	-	1-26/0	DNP	-	5-26/0	DNP	-	-	DNP	-	1-2/0	DNP	DNP
Houston	19-55/0	17-81/0	DNP	3-16/0	DNP	-	4-(-5)/0	DNP	-	-	DNP	-	-	DNP	DNP
Hawai'i	9-25/0	17-104/1	-	1-4/0	-	-	9-10/0	DNP	3-4/0	-	DNP	-	-	DNP	DNP
Southern Miss	6-81/1	18-37/0	-	-	DNP	-	4-14/0	DNP	1-2/0	-	-	-	-	DNP	DNP
Wake Forest	18-165/1	11-20/0	-	6-25/0	DNP	3-31/0	3-21/0	DNP	DNP	-	3-5/0	-	-	DNP	DNP
UTSA	14-31/0	15-20/0	-	-	-	1-2/0	6-(-3)/0	DNP	-	-	DNP	-	-	DNP	DNP
UAB	19-31/0	2-8/0	1-1/0	3-10/0	7-7/0	1-2/0	2-(-8)/0	DNP	1-0/0	-	1-(-1)/0	-	-	DNP	DNP
FIU	16-36/0	DNP	1-15/0	1-6/0	11-68/2	-	DNP	-	-	-	-	-	DNP	DNP	DNP
North Texas	14-30/0	DNP	17-64/0	2-9/0	DNP	-	DNP	4-(-8)/1	-	-	-	-	DNP	DNP	DNP
UTEP	3-6/0	10-18/1	4-10/0	3-12/0	DNP	1-4/0	DNP	4-9/0	-	1-5/0	-	1-3/0	DNP	DNP	1-3/0
Louisiana Tech	-	DNP	4-14/0	17-72/0	DNP	-	6-4/0	DNP	-	-	-	-	DNP	2-10/0	-
LSU	2-14/0	-	11-36/1	23-72/0	DNP	-	4-(-13)/0	DNP	-	-	-	-	DNP	2-(-9)/0	1-(-3)/0
Old Dominion	2-7/0	DNP	27-224/2	4-2/0	DNP	4-11/1	1-(-2)/0	7-33/1	-	-	-	-	DNP	DNP	DNP

GAME SUMMARIES

	GAME	SCORE	FIRST DOWNS				RUSHING			PASSING			PLAYS-YDS	TURNOVERS	PENALTIES NO-YDS	POSS TIME
			RUSH	PASS	PEN	TOT	ATT	YDS	TD	C-A-I	YDS	TD				
A 25	Prairie View A&M	28	6	10	2	18	28	140	1	16-29-0	244	3	57-384	1	6-60	20:21
	Rice	31	16	4	2	22	50	310	3	12-24-0	87	0	74-397	0	7-54	39:39
S 1	Houston	45	10	11	2	23	36	257	3	18-25-0	320	3	61-577	2	5-38	20:03
	Rice	27	5	14	3	22	43	147	0	24-41-1	292	3	84-439	1	6-57	39:57
S 8	Rice	29	8	11	2	21	39	147	1	20-33-1	299	2	72-446	2	5-54	32:55
	Hawai'i	43	6	16	1	23	29	162	2	22-33-0	319	4	62-481	0	6-60	27:05
S 22	Rice	22	5	7	0	12	29	137	1	13-26-2	125	2	55-262	2	3-30	28:01
	Southern Miss	40	9	16	0	25	31	138	1	25-34-1	428	4	65-566	1	5-39	31:59
S 29	Rice	24	9	9	1	19	44	267	1	17-32-2	103	2	76-370	3	6-55	37:12
	Wake Forest	56	9	8	3	20	41	171	2	17-20-1	243	4	61-414	2	3-25	22:48
O 6	UTSA	20	8	3	0	11	38	135	2	8-22-0	43	0	60-178	0	7-55	29:14
	Rice	3	2	8	1	11	37	47	0	16-30-2	175	0	67-222	4	4-20	30:46
O 13	UAB	42	8	8	2	18	45	208	3	11-19-1	274	2	64-482	2	2-30	28:07
	Rice	0	1	7	1	9	37	50	0	13-28-0	136	0	65-186	1	5-42	31:53
O 20	Rice	17	10	6	0	16	29	125	2	12-21-3	115	0	50-240	3	0-0	25:12
	FIU	36	8	15	0	23	38	217	2	20-29-0	229	2	67-446	0	3-15	34:48
O 27	Rice	17	6	12	0	18	37	95	1	21-37-0	204	1	74-299	1	8-99	36:46
	North Texas	41	9	13	5	27	24	164	3	18-35-0	333	2	59-497	2	2-16	23:14
N 3	UTEP	34	10	10	0	20	45	200	5	14-24-1	210	0	69-410	2	3-13	32:59
	Rice	26	4	10	2	16	28	70	1	17-32-2	313	2	60-383	3	7-45	27:01
N 10	Rice	13	7	8	0	15	29	100	0	19-35-3	226	1	64-326	3	1-3	29:08
	Louisiana Tech	28	10	10	0	20	34	109	3	21-34-2	314	1	68-423	3	5-37	30:52
N 17	Rice	10	8	6	1	15	43	97	1	7-15-0	101	0	58-198	0	3-22	35:33
	LSU	42	10	20	1	31	35	180	4	24-34-0	372	2	69-552	1	3-26	24:27
N 24	Old Dominion	13	4	16	1	21	26	77	0	33-54-2	312	1	80-389	3	4-34	29:11
	Rice	27	10	4	0	14	45	275	4	6-14-0	96	0	59-371	0	3-32	30:49

RICE IN THE RED ZONE

GAME	SCORE	Times In RZ	Times Scored	TOT PTS	TDs	Rush TDs	Pass TDs	FGs MADE
A 25	Prairie View A&M W 31-28	6	6	29	3	3	0	3
S 1	Houston L 27-45	4	3	17	2	0	2	1
S 8	at Hawai'i L 29-43	4	3	13	1	0	1	2
S 22	at Southern Miss L 22-40	2	2	14	2	0	2	0
S 29	at Wake Forest L 24-56	3	2	14	2	0	2	0
O 6	UTSA L 3-20	1	1	3	0	0	0	1
O 13	UAB L 0-42	0	0	0	0	0	0	0
O 20	at FIU L 17-36	1	1	7	1	1	0	0
O 27	at North Texas L 17-41	4	3	17	2	1	1	1
N 3	UTEP L 26-34	3	2	15	2	1	1	0
N 10	at Louisiana Tech L 13-28	1	1	3	0	0	0	1
N 17	at LSU L 10-42	1	1	7	1	1	0	0
N 24	Old Dominion W 27-13	2	2	13	2	2	0	0
Totals		32	27	152	18	9	9	9
27 of 32 (84.4%)								

Failed to Score in the Red Zone:

Field Goal Attempts: 1; Wake Forest (1)

Downs: 3; Houston (1), Hawai'i (1), UTEP (1)

Interceptions: 0

Fumbles: 0

Half: 1; North Texas (1)

Game: 0

OPPONENTS IN THE RED ZONE

GAME	SCORE	Times In RZ	Times Scored	TOT PTS	TDs	Rush TDs	Pass TDs	FGs MADE
A 25	Prairie View A&M W 31-28	3	3	21	3	0	3	0
S 1	Houston L 27-45	3	2	14	2	1	1	0
S 8	at Hawai'i L 29-43	4	4	28	4	1	3	0
S 22	at Southern Miss L 22-40	4	4	24	3	1	2	1
S 29	at Wake Forest L 24-56	4	4	28	4	2	2	0
O 6	UTSA L 3-20	3	3	17	2	2	0	1
O 13	UAB L 0-42	5	3	21	3	3	0	0
O 20	at FIU L 17-36	3	2	10	1	1	0	1
O 27	at North Texas L 17-41	7	6	34	4	3	1	2
N 3	UTEP L 26-34	5	5	34	5	5	0	0
N 10	at Louisiana Tech L 13-28	5	4	28	4	3	1	0
N 17	at LSU L 10-42	5	5	35	5	4	1	0
N 24	Old Dominion W 27-13	3	3	13	1	0	1	2
Totals		54	48	307	41	26	15	7
48 of 54 (88.9%)								

Failed to Score in the Red Zone:

Field Goal Attempts: 2; Houston (1), North Texas (1)

Downs: 1; UAB (1)

Interceptions: 1; Louisiana Tech (1)

Fumbles: 1; UAB (1)

Half: 1; FIU (1)

Game: 0

RICE SCORING DRIVES

RICE 31, PRAIRIE VIEW A&M 28

Q	Time	Scoring Play	P	YDS	TOP	Score
1	4:29	Au. Walter 10-yd run	14	86	7:52	RICE 7-0
1	1:53	Esukpa 15-yd run	3	44	0:57	RICE 13-0
2	11:03	Fox 33-yd field goal	9	60	4:09	RICE 16-0
2	4:17	Tobola 36-yd field goal	10	47	4:49	RICE 19-7
4	11:46	Au. Walter 8-yd run	4	25	1:53	PVAM 28-26
4	10:15	Team Safety	-	-	-	TIED 28-28
4	0:00	Fox 23-yd field goal	9	52	4:29	RICE 31-28

HOUSTON 45, RICE 27

Q	Time	Scoring Play	P	YDS	TOP	Score
1	1:17	Stankavage 29-yd pass to Myers	4	80	2:15	RICE 7-3
2	10:10	Fox 44-yd field goal	7	19	4:24	RICE 10-9
2	4:53	Stankavage 2-yd pass to Bull	3	8	1:27	RICE 17-9
2	0:15	Stankavage 1-yd pass to Harmon	10	88	1:26	RICE 24-17
3	8:00	Tobola 28-yd field goal	13	62	7:00	RICE 27-17

HAWAI'I 43, RICE 29

Q	Time	Scoring Play	P	YDS	TOP	Score
1	3:03	Esukpa 51-yd run	2	69	0:28	UH 14-7
2	0:19	Fox 34-yd field goal	7	40	0:35	UH 21-10
3	9:45	Tobola 31-yd field goal	10	60	4:26	UH 21-13
4	14:43	Nwakamma safety	-	-	-	UH 28-15
4	11:49	Stankavage 31-yd pass to Trammell	5	35	2:46	UH 28-22
4	1:48	Stankavage 19-yd pass to Cephus	5	65	1:11	UH 36-29

SOUTHERN MISS 40, RICE 22

Q	Time	Scoring Play	P	YDS	TOP	Score
1	6:31	Au. Walter 62-yd run	3	75	1:21	USM 10-8
2	7:27	Stankavage 5-yd pass to Cephus	12	59	6:34	USM 17-15
4	6:58	Stankavage 4-yd pass to Cephus	8	58	3:54	USM 40-22

WAKE FOREST 56, RICE 24

Q	Time	Scoring Play	P	YDS	TOP	Score
2	10:17	Fox 39-yd field goal	8	39	3:16	WF 28-3
3	10:08	Stankavage 8-yd pass to Au. Walter	3	72	1:23	WF 42-10
3	7:55	Au. Walter 38-yd run	1	38	0:18	WF 56-17
4	14:50	Stankavage 3-yd pass to Cephus	13	62	5:38	WF 56-24

UTSA 20, RICE 3

Q	Time	Scoring Play	P	YDS	TOP	Score
3	8:28	Tobola 28-yd field goal	12	65	6:32	UTSA 13-3

UAB 42, RICE 0

Q	Time	Scoring Play	P	YDS	TOP	Score
None						

RICE SCORING DRIVES

FIU 36, RICE 17

Q	Time	Scoring Play	P	YDS	TOP	Score
1	7:40	Marshman 7-yd run	12	75	7:20	RICE 7-0
2	0:00	Tobola 47-yd field goal	11	46	4:28	FIU 16-10
3	0:16	Marshman 22-yd run	7	75	3:14	FIU 26-17

NORTH TEXAS 41, RICE 17

Q	Time	Scoring Play	P	YDS	TOP	Score
1	10:17	Green 2-yd run	11	75	4:43	RICE 7-0
2	0:00	Tobola 27-yd field goal	13	39	5:05	UNT 17-10
3	12:50	Green 3-yd pass to Cephus	5	25	2:10	TIED 17-17

UTEP 34, RICE 26

Q	Time	Scoring Play	P	YDS	TOP	Score
2	0:00	Tobola 43-yd field goal	3	50	0:17	UTEP 27-3
3	0:52	Esukpa 2-yd run	10	75	6:19	UTEP 34-10
4	11:26	Green 20-yd pass to Trammell	8	52	2:18	UTEP 34-18
4	8:37	Green 53-yd pass to Trammell	4	60	1:00	UTEP 34-26

LOUISIANA TECH 28, RICE 13

Q	Time	Scoring Play	P	YDS	TOP	Score
2	14:56	Tobola 42-yd field goal	7	37	3:26	RICE 3-0
3	13:32	Stankavage 68-yd pass to Au. Walter	3	72	1:28	RICE 10-7
4	9:13	Tobola 29-yd field goal	12	64	7:00	LT 21-13

LSU 42, RICE 10

Q	Time	Scoring Play	P	YDS	TOP	Score
2	1:55	Tobola 51-yd field goal	12	42	6:06	LSU 28-3
4	2:55	Otoviano 5-yd run	13	75	8:05	LSU 42-10

RICE 27, OLD DOMINION 13

Q	Time	Scoring Play	P	YDS	TOP	Score
1	1:44	Gentosi 6-yd run	8	88	4:07	RICE 6-3
2	8:47	Green 10-yd run	2	14	0:48	RICE 13-6
3	0:42	Otoviano 80-yd run	2	78	0:51	RICE 20-13
4	7:05	Otoviano 62-yd run	1	62	0:1	RICE 27-13

OPPONENT SCORING DRIVES

RICE 31, PRAIRIE VIEW A&M

Q	Time	Scoring Play	P	YDS	TOP	Score
2	9:06	Morton 20-yd pass to Holcomb	6	75	1:57	RICE 16-7
2	1:33	Morton 2-yd pass to Medrano	7	69	2:44	RICE 19-14
2	0:06	Morton 20-yd pass to Wallace	4	69	0:34	PVAM 21-19
3	8:05	Good 27-yd run	8	94	3:04	PVAM 28-19

HOUSTON 45, RICE 27

Q	Time	Scoring Play	P	YDS	TOP	Score
1	13:19	Novikoff 45-yd field goal	7	36	1:41	HOU 3-0
2	7:57	Stevenson 51-yd run	7	75	2:13	RICE 10-9
2	3:34	King 40-yd pass to Lark	5	75	1:19	TIED 17-17
3	7:04	King 4-yd run	3	75	0:56	RICE 27-24
3	2:37	King 57-yd pass to Stevenson	3	70	0:48	HOU 31-27
4	13:04	King 18-yd pass to Lark	5	68	1:48	HOU 38-27
4	3:08	Carr 37-yd run	5	71	2:29	HOU 45-27

HAWAI'I 43, RICE 29

Q	Time	Scoring Play	P	YDS	TOP	Score
1	9:14	McDonald 6-yd pass to Ursua	7	65	2:21	UH 7-0
1	3:39	McDonald 10-yd pass to Byrd	7	75	3:36	UH 14-0
2	8:05	McDonald 14-yd pass to Armstrong-Brown	8	65	3:44	UH 21-7
3	4:37	Holly III 5-yd run	4	27	1:44	UH 28-13
4	3:01	McDonald 26-yd pass to Byrd	5	99	1:54	UH 36-22
4	1:35	Holly III 46-yd run	1	46	0:10	UH 43-29

SOUTHERN MISS 40, RICE 22

Q	Time	Scoring Play	P	YDS	TOP	Score
1	9:32	Shaunfield 28-yd field goal	5	67	1:30	USM 3-0
1	7:52	Abraham 28-yd pass to Watkins	1	28	0:09	USM 10-0
2	14:06	Abraham 14-yd pass to Parks	9	86	4:14	USM 17-8
2	3:15	Anderson 1-yd run	1	1	0:04	USM 24-15
3	8:58	Abraham 6-yd pass to Adams	10	74	4:28	USM 31-15
3	2:10	Shaunfield 44-yd field goal	8	41	4:36	USM 34-15
4	11:00	Abraham 21-yd pass to Jones	4	91	2:15	USM 40-15

WAKE FOREST 56, RICE 24

Q	Time	Scoring Play	P	YDS	TOP	Score
1	10:37	Hartman 54-yd pass to Dortch	3	64	0:41	WF 7-0
1	6:58	Carney 1-yd run	7	55	2:03	WF 14-0
1	3:30	Hartman 10-yd pass to Dortch	7	61	2:24	WF 21-0
2	13:33	Carney 1-yd run	7	18	1:40	WF 28-0
2	8:10	Hartman 38-yd pass to Dortch	7	76	2:07	WF 35-3
2	5:25	Bassey 51-yd fumble return	-	-	-	WF 42-3
3	8:58	Hartman 4-yd pass to Dortch	4	75	1:10	WF 49-10
3	8:13	Wad 60-yd INT return	-	-	-	WF 56-10

UTSA 20, RICE 3

Q	Time	Scoring Play	P	YDS	TOP	Score
1	0:44	Sackett 44-yd field goal	14	75	5:47	UTSA 3-0
2	6:51	Daniels 3-yd run	1	3	0:05	UTSA 10-0
2	5:04	Sackett 40-yd field goal	4	-9	0:57	UTSA 13-0
4	1:50	Rhodes 1-yd run	5	32	2:49	UTSA 20-3

OPPONENT SCORING DRIVES

UAB 42, RICE 0

Q	Time	Scoring Play	P	YDS	TOP	Score
1	14:21	Erdely 38-yd pass to Ubosi	4	75	0:39	UAB 7-0
1	8:57	Biles blocked punt return	-	-	-	UAB 14-0
2	10:04	Erdely 95-yd pass to Ubosi	3	99	1:32	UAB 21-0
2	1:16	Erdely 19-yd run	3	66	0:24	UAB 28-0
3	10:10	Street 2-yd run	6	80	2:14	UAB 35-0
3	9:36	Brown 1-yd run	2	3	0:27	UAB 42-0

FIU 36, RICE 17

Q	Time	Scoring Play	P	YDS	TOP	Score
2	12:32	Borregales 32-yd field goal	14	67	6:37	RICE 7-3
2	7:37	Alexander 51-yd run	6	79	2:47	FIU 10-7
2	4:28	Morgan 33-yd pass to Maloney	3	34	0:59	FIU 16-7
3	11:05	Borregales 38-yd field goal	11	54	3:55	FIU 19-10
3	3:30	Morgan 29-yd pass to Thornton	7	87	4:13	FIU 26-10
4	9:45	Morgan 4-yd run	11	75	5:31	FIU 33-17
4	5:11	Borregales 47-yd field goal	8	31	4:28	FIU 36-17

NORTH TEXAS 41, RICE 17

Q	Time	Scoring Play	P	YDS	TOP	Score
1	6:02	Hedlund 42-yd field goal	9	50	4:15	RICE 7-3
1	2:09	Fine 68-yd pass to Bussey	3	89	0:31	UNT 10-7
2	13:04	Torrey 11-yd run	4	85	1:56	UNT 17-7
3	0:04	Hedlund 23-yd field goal	6	59	2:28	UNT 20-17
4	9:27	Fine 5-yd pass to Torrey	11	95	3:25	UNT 27-17
4	8:50	Torrey 14-yd run	1	14	0:06	UNT 34-17
4	5:35	Torrey 12-yd run	4	86	1:39	UNT 41-17

UTEP 34, RICE 26

Q	Time	Scoring Play	P	YDS	TOP	Score
1	12:32	Wadley 12-yd run	6	75	2:28	UTEP 7-0
2	14:59	Locksley 1-yd run	8	58	4:10	UTEP 13-0
2	9:23	Wadley 12-yd run	7	73	4:01	UTEP 20-0
2	0:17	Locksley 1-yd run	15	80	5:41	UTEP 27-3
3	7:11	Hughes 19-yd run	3	25	1:17	UTEP 34-3

LOUISIANA TECH 28, RICE 13

Q	Time	Scoring Play	P	YDS	TOP	Score
2	3:02	Dancy 11-yd run	12	63	5:51	LT 7-3
3	9:59	Dancy 1-yd run	3	50	0:28	LT 14-10
3	1:13	Dancy 18-yd run	11	80	4:38	LT 21-10
4	5:52	J. Smith 10-yd pass to A. Smith	7	85	3:21	LT 28-13

LSU 42, RICE 10

Q	Time	Scoring Play	P	YDS	TOP	Score
1	11:06	Edwards-Helaire 3-yd run	12	79	3:54	LSU 7-0
1	5:52	Burrow 38-yd pass to Sullivan	3	66	1:15	LSU 14-0
2	13:06	Brossette 2-yd run	10	79	4:10	LSU 21-0
2	8:01	Burrow 13-yd pass to Moreau	10	88	2:45	LSU 28-0
3	9:32	Brossette 2-yd run	7	90	1:48	LSU 35-3
4	11:00	Fournette 3-yd run	6	80	2:55	LSU 42-3

RICE 27, OLD DOMINION 13

Q	Time	Scoring Play	P	YDS	TOP	Score
1	5:58	Rice 34-yd field goal	11	73	4:13	ODU 3-0
2	13:02	Rice 26-yd field goal	12	66	3:42	TIED 6-6
3	5:43	LaRussa 2-yd pass to Fulgham	9	86	3:13	TIED 13-13

20-YARD PLUS PLAYS

Yds	Type	Players	Opponent
* 80	Rush	Juma Otoviano	Old Dominion
* 68	Pass	Austin Walter from Shawn Stankavage	Louisiana Tech
* 62	Rush	Austin Walter	Southern Miss
* 62	Rush	Juma Otoviano	Old Dominion
60	Pass	Jordan Myers from Wiley Green	Old Dominion
54	KR	Austin Trammell	Wake Forest
* 53	Pass	Austin Trammell from Wiley Green	UTEP
52	Rush	Emmanuel Esukpa	Houston
* 51	Rush	Emmanuel Esukpa	Hawai'i
47	Rush	Austin Walter	Wake Forest
47	Pass	Austin Walter from Wiley Green	UTEP
46	KR	Austin Walter	Hawai'i
43	KR	Austin Trammell	Houston
41	Pass	Aaron Cephus from Shawn Stankavage	Hawai'i
39	Pass	Aaron Cephus from Jackson Tyner	Houston
39	KR	Austin Walter	Southern Miss
39	KR	Austin Walter	Hawai'i
* 38	Rush	Austin Walter	Wake Forest
37	Pass	Austin Walter from Wiley Green	UTEP
36	KR	Austin Walter	Wake Forest
36	Pass	Austin Walter from Jackson Tyner	Houston
35	KR	Austin Walter	Southern Miss
35	Pass	Aaron Cephus from Wiley Green	North Texas
35	Pass	Austin Walter from Wiley Green	UTEP
35	Pass	Aaron Cephus from Shawn Stankavage	UAB
34	KR	Austin Trammell	Prairie View A&M
34	Rush	Emmanuel Esukpa	Prairie View A&M
33	KR	Austin Trammell	UTEP
33	KR	Austin Walter	Prairie View A&M
33	KR	Austin Walter	Wake Forest
32	Pass	Aaron Cephus from Shawn Stankavage	Houston
32	INT	Prudy Calderon	Louisiana Tech
* 31	Pass	Austin Trammell from Shawn Stankavage	Hawai'i
31	KR	Austin Walter	Hawai'i
31	Pass	Aaron Cephus from Shawn Stankavage	Hawai'i
30	KR	Austin Walter	Prairie View A&M
30	INT	Prudy Calderon	Louisiana Tech
30	Rush	Austin Walter	Wake Forest
29	Pass	Aaron Cephus from Shawn Stankavage	Louisiana Tech
29	KR	Austin Walter	Southern Miss
* 29	Pass	Jordan Myers from Shawn Stankavage	Houston
29	KR	Austin Trammell	Prairie View A&M
29	Pass	Austin Trammell from Shawn Stankavage	Southern Miss
28	KR	Austin Trammell	Prairie View A&M
28	KR	Austin Trammell	Old Dominion
27	Pass	D' Angelo Ellis from Shawn Stankavage	LSU
27	Pass	Austin Walter from Shawn Stankavage	Louisiana Tech
27	Pass	Austin Walter from Shawn Stankavage	Hawai'i
26	KR	Austin Trammell	Louisiana Tech
26	Pass	D' Angelo Ellis from Shawn Stankavage	LSU
26	Rush	Austin Walter	Prairie View A&M
26	Rush	Austin Walter	Prairie View A&M
25	Pass	Austin Walter from Shawn Stankavage	UTSA
25	Pass	Austin Walter from Shawn Stankavage	Hawai'i
25	Pass	Jordan Myers from Wiley Green	UTEP
24	KR	Austin Walter	Houston
24	Pass	Jordan Myers from Evan Marshman	UAB
23	KR	Austin Walter	North Texas
23	Pass	Aaron Cephus from Shawn Stankavage	UTSA
23	Rush	Emmanuel Esukpa	Prairie View A&M
23	Pass	Austin Trammell from Jackson Tyner	Prairie View A&M
* 22	Rush	Evan Marshman	FIU
21	Rush	Austin Walter	Houston
21	KR	Austin Trammell	Louisiana Tech
21	KR	Austin Trammell	Houston
21	Rush	Emmanuel Esukpa	Hawai'i
20	Pass	Aaron Cephus from Wiley Green	UTEP
* 20	Pass	Austin Trammell from Wiley Green	UTEP

* touchdown scored on play

LONG PLAYS BY THE NUMBERS

Long Plays by Yards	No.	TD
100+	0	0
90-99	0	0
80-89	1	1
70-79	0	0
60-69	4	3
50-59	4	2
40-49	5	0
30-39	24	2
20-29	30	3

20+ Yard Plays by Type	No.	TD
Rushing	15	6
Passing	29	5
Punt returns	0	0
Kick returns	22	0
Interceptions	2	0
Fumble returns	0	0
Other	0	0
TOTAL	68	11

20+ YARD PLAYS BY PLAYER

Player	No.	TD	R	P	KR	PR	IR	FR
Austin Walter	26	3	6	8	12	0	0	0
Austin Trammell	15	3	0	5	10	0	0	0
Aaron Cephus	9	0	0	9	0	0	0	0
Emmanuel Esukpa	5	1	5	0	0	0	0	0
Jordan Myers	4	1	0	4	0	0	0	0
Juma Otoviano	2	2	2	0	0	0	0	0
Aston Walter	2	0	1	1	0	0	0	0
Prudy Calderon	2	0	0	0	0	0	2	0
D'Angelo Ellis	2	0	0	2	0	0	0	0
Evan Marshman	1	1	1	0	0	0	0	0
TOTAL	68	11	15	29	22	0	2	0

LONGEST PLAYS OF THE YEAR

Rushing

80 Juma Otoviano vs Old Dominion (11/23/2018)

Rushing Touchdown

80 Juma Otoviano vs Old Dominion (11/23/2018)

Passing

68 Austin Walter from Shawn Stankavage vs Louisiana Tech (11/10/2018)

Passing Touchdown

68 Austin Walter from Shawn Stankavage vs Louisiana Tech (11/10/2018)

Punt Return

19 Austin Trammell vs UTSA (10/6/2018)

Kick Return

54 Austin Trammell vs Wake Forest (9/29/2018)

Interception Return

32 Prudy Calderon vs Louisiana Tech (11/10/2018)

Fumble Return

None

Punt

76 Jack Fox vs North Texas (10/27/2018)

Field Goal

51 Haden Tobola vs LSU (11/17/2018)

RICE SUPERLATIVES

INDIVIDUALS

Rushes	32	Emmanuel Esukpa vs Prairie View A&M (Aug 25)
Yards Rushing	224	Juma Otoviano vs Old Dominion (Nov 24)
TD Rushes	2	Austin Walter vs Prairie View A&M (Aug 25) Juma Otoviano vs Old Dominion (Nov 24)
Long Rush	80	Juma Otoviano vs Old Dominion (Nov 24)
Pass Attempts	37	Wiley Green at North Texas (Oct 27)
Pass Completions	21	Wiley Green at North Texas (Oct 27)
Yards Passing	313	Wiley Green vs UTEP (Nov 3)
TD Passes	3	Shawn Stankavage vs. Houston (Sept 1)
Long Pass	68	Shawn Stankavage at Louisiana Tech (Nov 10)
Receptions	10	Austin Trammell at North Texas (Oct 27)
Yards Receiving	112	Austin Trammell vs. UTEP (Nov 3)
TD Receptions	2	Aaron Cephus vs Southern Miss (Sept 22) Austin Trammell vs UTEP (Nov 3)
Long Reception	68	Austin Walter at Louisiana Tech (Nov 10)
Field Goals	2	Jack Fox vs Prairie View A&M (Aug 25) Haden Tobola at Louisiana Tech (Nov 10)
Long Field Goal	51	Haden Tobola at LSU (Nov 17)
Punts	12	Jack Fox vs UAB (Oct 13)
Punting Avg	49.2	Jack Fox vs Houston (Sept 1)
Long Punt	76	Jack Fox at North Texas (Oct 27)
Punts inside 20	6	Jack Fox s Old Dominion (Nov 24)

Long Punt Return	15	Austin Trammell vs UTSA (Oct 6)
Long Kickoff Return	54	Austin Trammell at Wake Forest (Sept 29)
Tackles	13	Blaze Alldredge vs Old Dominion (Nov 24)
Sacks	3.0	Anthony Ekpe at North Texas (Oct 27)
Tackles for loss	3.0	Anthony Ekpe at North Texas (Oct 27)
Interceptions	2	Prudy Calderon at Louisiana Tech (Nov 10)

TEAM

Rushes	50	vs Prairie View A&M (Aug 25)
Yards Rushing	310	vs Prairie View A&M (Aug 25)
Yards Per Rush	6.2	vs Prairie View A&M (Aug 25)
TD Rushes	4	vs Old Dominion (Nov 25)
Pass attempts	41	vs Houston (Sept 1)
Pass completions	24	vs Houston (Sept 1)
Yards Passing	313	vs UTEP (Nov 3)
Yards Per Pass	18.4	vs UTEP (Nov 3)
TD Passes	3	vs Houston (Sept 1)
Total Plays	84	vs Houston (Sept 1)
Total Offense	446	at Hawai'i (Sept 8)
Yards Per Play	6.4	vs UTEP (Nov 3)
Points	31	vs Prairie View A&M (Aug 25)
Sacks By	3	vs Prairie View A&M (Aug 25) at North Texas (Oct 27)

First Downs	22	vs Old Dominion (Nov 24) vs Prairie View A&M (Aug 25) vs Houston (Sept 1)
Penalties	8	at North Texas (Oct 27)
Penalty Yards	99	at North Texas (Oct 27)
Turnovers	3	4 times; last at Louisiana Tech (Nov 10)
Interceptions By	2	at Louisiana Tech (Nov 10) vs Old Dominion (Nov 25)
Punts	13	vs UAB (Oct 13)
Punting Avg	49.2	vs Houston (Sept 1)
Long Punt	76	at North Texas (Oct 27)
Punts inside 20	6	vs Old Dominion (Nov 24)
Long Punt Return	15	vs UTSA (Oct 6)

OPPONENT SUPERLATIVES

INDIVIDUALS

Rushes	20	Quadraiz Wadley vs UTEP (Nov 3)
Yards Rushing	130	DeAndre Torrey at North Texas (Oct 27)
TD Rushes	3	DeAndre Torrey at North Texas (Oct 27) Jaqwis Dancy at Louisiana Tech (Nov 10)
Long Rush	51	Marquez Stevenson vs Houston (Sept 1) Maurice Alexander at FIU (Oct 20)
Pass Attempts	54	Blake LaRussa vs Old Dominion (Sept 11)
Pass Completions	33	Blake LaRussa vs Old Dominion (Sept 11)
Yards Passing	428	Jack Abraham at Southern Miss (Sept 22)
TD Receptions	4	Cole McDonald at Hawai'i (Sept 8) Jack Abraham at Southern Miss (Sept 22) Sam Hartman at Wake Forest (Sept 29)
Long Pass	95	AJ Erdely vs UAB (Oct 13)
Receptions	11	Greg Dortch at Wake Forest (Sept 29)
Yards Receiving	196	Xavier Ubosi vs UAB (Oct 13)
TD Receptions	4	Greg Dortch at Wake Forest (Sept 29)
Long Reception	95	Xavier Ubosi vs UAB (Oct 13)
Field Goals	3	Jose Borregales at FIU (Oct 20)
Long Field Goal	47	Jose Borregales at FIU (Oct 20)
Punts	6	Kyle Greenwell vs UAB (Oct 13) Mitchell Crawford vs UTEP (Nov 3)
Punting Avg	48.5	Stone Wilson at FIU (Oct 20)

Punts	51	Stone Wilson at FIU (Oct 20) Bailey Cate vs Old Dominion (Nov 24)
Punts inside 20	2	Dane Roy vs Houston (Sept 1) Mitchell Crawford vs UTEP (Nov 3) Davan Dyer at Louisiana Tech (Nov 10)
Long Punt Return	26	Andre Wilson vs UAB (Oct 13)
Long Kickoff Return	36	Marquez Stevenson vs Houston (Sept 1)
Tackles	14	Solomon Matautia at Hawai'i (Sept 8) Lawrence Garner vs Old Dominion (Nov 24)
Sacks	3.0	Isaiah Chambers vs Houston (Sept 1)
Tackles For Loss	3.5	Ed Oliver vs Houston (Sept 1)
Interceptions	2	Collin Scott at Louisiana Tech (Nov 10)

TEAM

Rushes	45	vs UAB (Oct 13) vs UTEP (Nov 3)
Yards Rushing	257	vs Houston (Sept 1)
Yards Per Rush	7.1	vs Houston (Sept 1)
TD Rushes	5	vs UTEP (Nov 3)
Pass attempts	54	vs Old Dominion (Nov 24)
Pass completions	33	vs Old Dominion (Nov 24)
Yards Passing	428	at Southern Miss (Sept 22)
Yards Per Pass	24.9	vs UAB (Oct 13)

TD Passes	4	at Hawai'i (Sept 8) at Southern Miss (Sept 22) at Wake Forest (Sept 29)
Total Plays	80	vs Old Dominion (Nov 24)
Total Offense	577	vs Houston (Sept 1)
Yards Per Play	9.5	vs Houston (Sept 1)
Points	56	at Wake Forest (Sept 29)
Sacks By	4	at LSU (Nov 17)
First Downs	31	at LSU (Nov 17)
Penalties	6	vs Prairie View A&M (Aug 25) at Hawai'i (Sept 8)
Penalty Yards	60	vs Prairie View A&M (Aug 25) at Hawai'i (Sept 8)
Turnovers	3	vs Old Dominion (Nov 24)
Interceptions By	3	at FIU (Oct 20) at Louisiana Tech (Nov 10)
Punts	6	vs Prairie View A&M (Aug 25) vs UAB (Oct 13) vs UTEP (Nov 3)
Punting Avg	48.5	at FIU (Oct 20)
Long Punt	51	at FIU (Oct 20)
Punts inside 20	2	vs Houston (Sept 1) at Louisiana Tech (Nov 10)
Long Punt Return	26	vs UAB (Oct 13)

RICE OFFENSIVE STARTERS

Opponent	LT	LG	C	RG	RT	WR	WR	WR	TE	RB	QB
Prairie View A&M	Osuji	Greene	Baker	Dill	Pierce	Trammell	Bull (TE)	Myers (TE)	Phillips (FB)	Esukpa	Stankavage
Houston	Osuji	Greene	Baker	Dill	Pierce	Trammell	Cephus	Gentosi (FB)	Bull	Esukpa	Stankavage
at Hawaii	Osuji	Greene	Baker	Dill	Pierce	Trammell	Phillips (TE)	Gentosi (FB)	Myers	Esukpa	Stankavage
at Southern Miss	Osuji	Greene	Baker	Dill	Pierce	Trammell	Cephus	Cardwell	Bull	Esukpa	Stankavage
at Wake Forest	Osuji	Greene	Baker	Dill	Pierce	Trammell	Cephus	Harmon	Bull	Esukpa	Stankavage
UTSA	Osuji	Greene	Baker	Dill	Pierce	Trammell	Cephus	Cardwell	Bull	Esukpa	Stankavage
UAB	Syptak	Greene	Baker	Dill	Pierce	Trammell	Cephus	Cardwell	Au. Walter (WR)	Esukpa	Stankavage
at FIU	Servin	C. Garcia	Baker	Dill	Pierce	Trammell	Cephus	Cardwell	Myers	Au. Walter	Marshman
at North Texas	Servin	C. Garcia	Baker	Dill	Pierce	Trammell	Cephus	Cardwell	Myers	Au. Walter	Green
UTEP	Servin	C. Garcia	Baker	Dill	Pierce	Trammell	Cephus	Cardwell	Wright	Esukpa	Green
at Louisiana Tech	Osuji	C. Garcia	Baker	Dill	Pierce	Trammell	Cephus	Ellis	Au. Walter (RB)	As. Walter	Stankavage
at LSU	Osuji	C. Garcia	Baker	Greene	Pierce	Trammell	Cardwell	Gentosi (FB)	Wright	As. Walter	Stankavage
Old Dominion	Osuji	C. Garcia	Baker	Green	Pierce	Trammell	Cardwell	Myers (TE)	Bull	Otoviano	Green

RICE DEFENSIVE STARTERS

Opponent	DE	NT	DT	DE	SAM	MO	CB	CB	MIKE	SS	FS
Prairie View A&M	Wilkins	Abercumbia	E. Garcia	Schantz	Silcox	Nwakamma	Ekpe	Douglas-Dotson	Bickham	Robert	Nyakwol
Houston	Wilkins	Abercumbia	E. Garcia	Schantz	Silcox	Nwakamma	Ekpe	Thornton	Bickham	Robert	Nyakwol
at Hawaii	Wilkins	Abercumbia	My. Adams	Schantz	Silcox	Clark	Ekpe	Douglas-Dotson	Bickham	Robert	Nyakwol
at Southern Miss	Wilkins	Abercumbia	My. Adams	Schantz	Allredge	Nwakamma	Ekpe	Douglas-Dotson	Bickham	Robert	Nyakwol
at Wake Forest	Wilkins	Abercumbia	My. Adams	Schantz	Silcox	Montero	Clark (S)	Douglas-Dotson	Bickham	Robert	Nyakwol
UTSA	Wilkins	Abercumbia	My. Adams	Schantz	Silcox	Montero	Chamberlain	Douglas-Dotson	Bickham	Calderon (Dime)	Nyakwol
UAB	Wilkins	Abercumbia	E. Garcia	Schantz	Silcox	Montero	Chamberlain	Douglas-Dotson	Bickham	Calderon (Dime)	Nyakwol
at FIU	Wilkins	Abercumbia	E. Garcia	Schantz	Allredge	Montero	Chamberlain	Douglas-Dotson	Bickham	Calderon	Nyakwol
at North Texas	Wilkins	Abercumbia	E. Garcia	Schantz	Allredge	Montero	Chamberlain	Douglas-Dotson	Bickham	Calderon	Nyakwol
UTEP	Wilkins	Abercumbia	E. Garcia	Schantz	Allredge	Montero	Chamberlain	Whitaker	Bickham	Calderon	Nyakwol
at Louisiana Tech	Wilkins	Abercumbia	E. Garcia	Schantz	Allredge	Montero	Chamberlain	Whitaker	Thornton	Calderon	Nyakwol
at LSU	Wilkins	Abercumbia	E. Garcia	Schantz	Allredge	Silcox	Chamberlain	Whitaker	Thornton	Calderon	Nyakwol
Old Dominion	Wilkins	Abercumbia	My. Adams	Schantz	Allredge	Montero	Chamberlain	Bird	Thornton	Calderon	Nyakwol

STARTING WITH THE COIN TOSS

Opponent	Captain	Captain	Captain	Coin Toss	Kick/Receive	First Off. Possession	First Def. Possession	Jersey	Pants	Outcome
Prairie View A&M	Abercumbria	Fox	Pierce	Rice	Kick	Touchdown	Punt	Blue	White	W, 31-28
Houston	Abercumbria	Fox	Pierce	Rice	Kick	Punt	Field Goal	Blue	White	L, 27-45
at Hawaii	Abercumbria	Fox	Pierce	Rice	Receive	Punt	Touchdown	White	White	L, 29-43
at Southern Miss	Abercumbria	Fox	Pierce	Rice	Kick	Punt	Turnover on Downs	White	White	L, 22-40
at Wake Forest	Abercumbria	Fox	Pierce	Rice	Kick	Punt	Punt	White	Blue	L, 24-56
UTSA	Abercumbria	Fox	Pierce	Rice	Kick	Punt	Punt	Gray	Gray	L, 20-3
UAB	Abercumbria	Fox	Pierce	Rice	Kick	Punt	Touchdown	Blue	Blue	L, 0-42
at FIU	Abercumbria	Fox	Pierce	FIU	Kick	Touchdown	Punt	White	Gray	L, 17-36
at North Texas	Abercumbria	Fox	Pierce	North Texas	Kick	Touchdown	Field Goal	White	White	L, 17-41
UTEP	Abercumbria	Fox	Pierce	Rice	Kick	Punt	Touchdown	Blue	Gray	L, 26-34
at Louisiana Tech	Abercumbria	Fox	Pierce	Rice	Kick	Punt	Punt	White	White	L, 13-28
at LSU	Abercumbria	Fox	Pierce	LSU	Receive	Touchdown	Punt	Blue	Gray	L, 10-42
Old Dominion	Abercumbria	Fox	Pierce	Rice	Kick	Punt	Punt	Blue	Gray	W, 27-13

RICE 31, PRAIRIE VIEW A&M 28

AUG. 25, 2018 • RICE STADIUM • HOUSTON, TEXAS

The Lead: Jack Fox kicked a 23-yard field goal as time expired to give Rice a 31-28 win over Prairie View A&M to give Mike Bloomgren a memorable debut as the head coach of the Owls.

The Story: Rice jumped out quickly to a 16-0 lead early in the second quarter, only to see the Panthers score 21 unanswered points to take a 21-19 lead at halftime. They extended the lead to 28-19 before the Owls used the precision punting of Fox and a resurgent pass rush to score the game's final 12 points.

The Stats: Junior running back Emmanuel Espukpa carried the bulk of the offensive load for the Owls, establishing career-bests with 32 carries and 173 yards. It was his first career 100-yard rushing effort and the most in an opening game by an Owl since Trevor Cobb opened his record-setting 1991 season with 197 yards at Northwestern. Austin Walter added 83 yards on 11 carries and after leaving the game with

cramps, saw his twin brother Aston break off a 26-yard run in the game's final minute to move the Owls to the Prairie View 11.

The Turning Point: Six plays after Fox pinned Prairie View at its own seven with a career-best, 63-yard boot (the first of two crucial fourth quarter punts), sophomore linebacker Anthony Ekpe stripped the ball from Panther quarterback Jalen Morton and Dylan Silcox recovered at the Prairie View 25. Four plays later, the Owls overcame a personal foul penalty to close within two on an eight-yard touchdown run by Austin Walter.

The Stud: Head coach Mike Bloomgren described senior punter Jack Fox as "A Stud" at Rice's Media Day and the senior from St. Louis lived up to the nickname on Saturday. He kicked a pair of field goals, matching his career total, and placed four of his five punts inside the 10-yard line.

The End: With the win, Rice snapped a 10-game losing streak overall and a five-game losing streak at home as well as a three-game losing streak in debut games for head coaches.

SCORING SUMMARY

	1	2	3	4	F
Prairie View A&M Panthers	0	21	7	0	28
Rice Owls	13	6	0	12	31

SCORING SUMMARY

1st	04:29	RICE	Au. Walter 10-yd run (Fox kick)
	01:53	RICE	Esukpa 15-yd run (Fox pass failed)
2nd	11:03	RICE	Fox 33-yd field goal
	09:06	PVAM	Holcomb 20-yd pass from Morton (Elder kick)
	04:17	RICE	Tobola 36-yd field goal
	01:33	PVAM	Medrano 2-yd pass from Morton (Elder kick)
	00:06	PVAM	Wallace 20-yd pass from Morton (Elder kick)
3rd	08:05	PVAM	Good 27-yd run (Elder kick)
4th	11:46	RICE	Au. Walter 8-yd run (Fox kick)
	10:15	RICE	Team safety
	00:00	RICE	Fox 23-yd field goal

TEAM STATISTICS

	PVAM	RICE
FIRST DOWNS	18	22
Rushing	6	16
Passing	10	4
Penalty	2	2
Rushing Attempts	28	50
Yds Gained Rushing	197	318
Yds Lost Rushing	57	8
NET YDS RUSHING	140	310
NET YDS PASSING	244	87
Comp-Att-Int	16-29-0	12-24-0
TOTAL PLAYS-YDS	57-384	74-397
Fumbles-Lost	3-1	0-0
Penalties-Yards	6-60	7-54
Punts-Avg	6-33.7	5-43.4
Punt Ret-Yds-TD	0-0-0	1-(-1)-0
KO Ret-Yds-TD	3-31-0	6-170-0
INT Ret-Yds-TD	0-0-0	0-0-0
Possession Time	20:21	39:39
Third Down Conv	2 of 11	4 of 14
Fourth Down Conv	1 of 2	1 of 1
Red Zone Scores-Att	3-3	6-6
Sacks-Yds	0-0	3-22
Field Goals	0-0	3-4

INDIVIDUAL STATISTICAL LEADERS

	ATT	YDS	TD	RECEIVING	REC	YDS	TD
RUSHING				PRAIRIE VIEW A&M			
PRAIRIE VIEW A&M				PRAIRIE VIEW A&M			
Dawonya Tucker	10	73	0	Tristen Wallace	5	147	1
Jalen Morton	12	53	0	Jeffery Rector	3	38	0
Bernard Good	1	27	1	Kalen Riles	3	14	0
RICE				RICE			
Emmanuel Esukpa	32	173	1	Austin Trammell	5	37	0
Austin Walter	1	83	2	Jaeger Bull	2	18	0
Shawn Stankavage	5	26	0	Aaron Cephus	1	10	0
PASSING	C-A-I	YDS	TD	LEADING TACKLERS			
PRAIRIE VIEW A&M				PRAIRIE VIEW A&M			
Jalen Morton	16-28-0	244	3	Anthony Stubbs	6-2-8		
Team	0-1-0	0	0	Isaac Claiborne	4-4-8		
				Reggie Stubble	5-1-6		
RICE				RICE			
Shawn Stankavage	7-15-0	43	0	Roe Wilkins	6-1-7		
Jackson Tyner	5-9-0	44	0	Dylan Silcox	4-2-6		
				Justin Bickham	4-1-5		

HOUSTON 45, RICE 27

SEPT. 1, 2018 • RICE STADIUM • HOUSTON, TEXAS

The Lead: Houston scored the final 28 points of the game to maintain possession of the Bayou Bucket with a 45-27 win over Rice on a steamy Saturday at Rice Stadium.

The Story: A decided underdog by all accounts, the Owls shook off an opening drive for a field goal by Houston to storm to a 24-17 halftime lead. Quarterback Shawn Stankavage threw for the first three touchdowns of his career in the first half and Jack Fox connected for a career-long, 44-yard field goal to account for the Owls offensive output. Rice opened the second half by scoring on their fifth of the previous seven possessions, but the Cougars held Rice scoreless the remainder of the game to win for the fifth consecutive time in the series.

The Passing Game: Rice threw for 292 yards after throwing for just 87 in the opener last week. Stankavage completed 20-31 passes for 204 yards and three touchdowns, each to a receiver catching his first career touchdown pass. He connected with Jordan Myers on a 29-yard strike late in the first quarter to put the Owls in the lead and added tosses of two yards to Jaeger Bull and one yard to Brendan Harmon, the last coming with 15 seconds left in the half. Jackson Tyner came on to throw for 88 yards completing four of eight attempts.

The Bucket: Houston retained the Bayou Bucket for the fifth consecutive year and will hold on to the trophy until at least 2020 as the schools will not meet next year.

The Start: Rice held a 7-3 lead after the first quarter and has scored its first two opponents 20-3 in the opener quarter. They only scored 17 points in the opening quarter in all of 2017.

SCORING SUMMARY						TEAM STATISTICS			INDIVIDUAL STATISTICAL LEADERS													
						HOU	RICE															
						1	2	3	4	F	FIRST DOWNS		RUSHING	ATT	YDS	TD	RECEIVING	REC	YDS	TD		
Houston Cougars						3	14	14	14	45	Rushing	10	5	Patrick Carr	8	74	1	HOUSTON				
Rice Owls						7	17	3	0	27	Passing	11	14	Marquez Stevenson	2	60	1	HOUSTON	5	107	1	
SCORING SUMMARY						NET YDS RUSHING			257	147					Courtney Lark							
1st	13:19	HOU	Novikoff 45-yd field goal			NET YDS PASSING			320	292					Keith Corbin							
	01:17	RICE	Myers 29-yd pass from Stankavage (Fox kick)			Comp-Att-Int	18-28-0	24-41-1	TOTAL PLAYS-YDS				61-577	84-439					RICE			
2nd	10:10	RICE	Fox 44-yd field goal			Fumbles-Lost	2-2	0-0									Austin Trammell					
	07:57	HOU	Stevenson 51-yd run (Novikoff kick failed)			Penalties-Yards	5-38	6-57									Aaron Cephus					
	04:53	RICE	Bull 2-yd pass from Stankavage (Fox kick)			Punts-Avg	3-45.3	5-49.2									Austin Walter					
	03:34	HOU	Lark 40-yd pass from King (Smith pass from King)			Punt Ret-Yds-TD	1-(-2)-0	0-0-0														
	00:15	RICE	Harmon 1-yd pass from Stankavage (Fox kick)			KO Ret-Yds-TD	1-36-0	6-144-0														
3rd	08:00	RICE	Tobola 28-yd field goal			INT Ret-Yds-TD	1-0-0	0-0-0									LEADING TACKLERS					
	07:04	HOU	King 4-yd run (Witherspoon kick)			Possession Time	20:03	39:57									HOUSTON					
	02:37	HOU	Stevenson 57-yd pass from King (Witherspoon kick)			Third Down Conv	5 of 11	11 of 22									Ed Oliver 5-8-13					
4th	13:04	HOU	Lark 18-yd pass from King (Witherspoon kick)			Fourth Down Conv	0 of 1	0 of 1									Roman Brown 2-9-11					
	03:08	HOU	Carr 37-yd run (Witherspoon kick)			Red Zone Scores-Att	2-3	3-4									Austin Robinson 4-5-9					
						Sacks-Yds			3-11	0-0									RICE			
						Field Goals			1-2	2-5									Dylan Silcox 4-7-11			
																	Graysen Schantz 4-4-8					
																	Justin Bickham 6-0-6					
																	Zach Abercumbia 0-6-6					

HAWAI'I 43, RICE 29

SEPT. 8, 2018 • ALOHA STADIUM • HONOLULU, HI

The Lead

Hawai'i scored with 3:01 remaining to thwart Rice's comeback attempt and defeat the Owls, 43-29.

The Story

Trailing 28-13, Rice drove down the UH one-yard line. But on fourth down, Emmanuel Esukpa was stopped short. However, on the next play, Martin Nwakamma hit the running back in the end zone for a safety. After Austin Walter took the ensuing kickoff 46 yards, Stankavage hit Austin Trammell on fourth-and-six to pull within 36-22. On Rice's next possession, Jack Fox drilled a career-long 64-yard punt to down the Rainbow Warriors at the one. However, Hawai'i needed just five plays to go 99 yards and score. But Rice wasn't done as it went 65 yards, culminating with an Aaron Cephus 19-yard touchdown reception to get the Owls within 36-29. However, Hawai'i recovered the onside kick and put the game away on its next play with a 46-yard touchdown run.

The Passing Game

Shawn Stankavage threw for 299 yards on 20-of-31 passing and two touchdowns. It was the most passing yards since Tyler Stehling threw for 407 against Prairie View A&M on Oct. 22, 2016.

Getting Down Early

Hawai'i scored on its first two possessions as Rice fell behind 14-0 early on. But the Owls were able to pull within 20-10 at the half.

SCORING SUMMARY

	1	2	3	4	F
Rice Owls	7	3	3	16	29
Hawai'i Rainbow Warriors	14	7	7	15	43

SCORING SUMMARY

1st	09:14	UH	Ursua 6-yd pass from McDonald (Meskell kick)
	03:39	UH	Byrd 10-yd pass from McDonald (Meskell kick)
	03:03	RICE	Esukpa 51-yd run (Fox kick)
2nd	08:05	UH	Armstrong-Brown 14-yd pass from McDonald (Meskell kick)
	00:19	RICE	Fox 34-yd field goal
3rd	09:45	RICE	Tobola 31-yd field goal
	04:37	UH	Holly III 5-yd run (Meskell kick)
4th	14:43	RICE	Nwakamma safety
	11:49	RICE	Trammell 31-yd pass from Stankavage (Fox kick)
	03:01	UH	Byrd 26-yd pass from McDonald (McDonald rush)
	01:48	RICE	Cephus 19-yd pass from Stankavage (Fox kick)
	01:35	UH	Holly III 46-yd run (Meskell kick)

TEAM STATISTICS

	RICE	UH
FIRST DOWNS	21	23
Rushing	8	6
Passing	11	16
Penalty	2	1
Rushing Attempts	39	29
Yds Gained Rushing	186	183
Yds Lost Rushing	39	21
NET YDS RUSHING	147	162
NET YDS PASSING	299	319
Comp-Att-Int	20-33-1	22-33-0
TOTAL PLAYS-YDS	72-446	662-481
Fumbles-Lost	4-1	2-0
Penalties-Yards	5-54	6-60
Punts-Avg	4-46.2	5-37.0
Punt Ret-Yds-TD	1-(-1)-0	0-0-0
KO Ret-Yds-TD	6-149-0	3-43-0
INT Ret-Yds-TD	0-0-0	1-0-0
Possession Time	32:55	27:05
Third Down Conv	6 of 17	4 of 9
Fourth Down Conv	2 of 4	0 of 0
Red Zone Scores-Att	3-4	4-4
Sacks-Yds	2-15	3-19
Field Goals	2-2	0-0

INDIVIDUAL STATISTICAL LEADERS

RUSHING	ATT	YDS	TD	RECEIVING	REC	YDS	TD
RICE				RICE			
Emmanuel Esukpa	17	104	1	Aaron Cephus	5	97	1
Austin Walter	9	25	0	Austin Trammell	5	91	1
Shawn Stankavage	9	10	0	Austin Walter	5	82	0
HAWAI'I				HAWAI'I			
Fred Holly III	17	100	2	John Ursua	9	133	1
Cole McDonald	8	43	0	Cedric Byrd	5	48	2
Dayton Furuta	2	19	0	Marcus Armstrong-Brown	4	41	1
PASSING	C-A-I	YDS	TD	LEADING TACKLERS			
RICE				RICE			
Shawn Stankavage	20-31-1	299	2	Zach Abercrombia	5-0-5		
Team	0-2-0	0	0	Houston Robert	4-1-5		
				4 players with 4			
HAWAI'I				HAWAI'I			
Cole McDonald	22-33-0	319	4	Solomon Matautia	8-6-14		
				Jahlani Tavai	6-5-11		
				Kalen Hicks	6-2-8		

SOUTHERN MISS 40, RICE 22

SEPT. 22, 2018 • M.M. ROBERTS STADIUM • HATTIESBURG, MISS.

The Lead

Rice could not get a consistent offense going as it was held to just 262 total yards to drop its Conference USA opener at Southern Miss, 40-22.

The Story

Southern Miss took an early 10-0 lead in the first seven minutes. However, Austin Walter answered with a 62-yard touchdown run, capped off by Jordan Myers' two-point conversion. USM then went 86 yards for a score. Aaron Cephus' first of two touchdown receptions made it a 17-15 game. But, Southern Miss scored 23 straight points to put the game away.

All-Purpose Austin

Austin Walter recorded 204 all-purpose yards, his fourth straight game with at least 150 all-purpose yards. He now

has 3,294 all-purpose yards in his career to move into sixth-place in Rice history.

SCORING SUMMARY

	1	2	3	4	F
Rice Owls	8	7	0	7	22
Southern Miss Golden Eagles	10	14	10	6	40

SCORING SUMMARY

1st	09:32	USM	Shaunfield 28-yd field goal
	07:52	USM	Watkins 28-yd pass from Abraham (Shaunfield kick)
	06:31	RICE	Au. Walter 62-yd run (Myers rush)
2nd	14:06	USM	Parks 14-yd pass from Abraham (Shaunfield kick)
	07:24	RICE	Cephus 5-yd pass from Stankavage (Fox kick)
	03:15	USM	Anderson 1-yd run (Shaunfield kick)
3rd	08:58	USM	Adams 6-yd pass from Abraham (Shaunfield kick)
	02:10	USM	Shaunfield 44-yd field goal
4th	11:00	USM	Jones 21-yd pass from Abraham (Hankins pass failed)
	06:58	RICE	Cephus 4-yd pass from Stankavage (Fox kick)

TEAM STATISTICS

	RICE	USM
FIRST DOWNS	12	25
Rushing	5	9
Passing	7	16
Penalty	0	0
Rushing Attempts	29	31
Yds Gained Rushing	139	157
Yds Lost Rushing	2	19
NET YDS RUSHING	137	138
NET YDS PASSING	125	428
Comp-Att-Int	13-26-2	25-34-1
TOTAL PLAYS-YDS	55-262	65-566
Fumbles-Lost	0-0	1-0
Penalties-Yards	3-30	5-39
Punts-Avg	6-43.7	1-37.0
Punt Ret-Yds-TD	0-0-0	1-9-0
KO Ret-Yds-TD	4-115-0	2-23-0
INT Ret-Yds-TD	1-19-0	2-56-0
Possession Time	28:01	31:59
Third Down Conv	7 of 14	1 of 6
Fourth Down Conv	0 of 0	0 of 1
Red Zone Scores-Att	2-2	4-4
Sacks-Yds	1-11	0-0
Field Goals	0-0	2-2

INDIVIDUAL STATISTICAL LEADERS

RUSHING	ATT	YDS	TD	RECEIVING	REC	YDS	TD
RICE				RICE			
Austin Walter	6	81	1	Austin Trammell	6	60	0
Emmanuel Esukpa	18	37	0	Jordan Myers	3	35	0
Shawn Stankavage	4	17	0	Aaron Cephus	3	22	2
SOUTHERN MISS				SOUTHERN MISS			
Steven Anderson	8	52	1	Quez Watkins	5	85	1
Trivenskey Mosley	9	42	0	De'Michael Harris	4	99	0
Tez Parks	6	31	0	Tim Jones	4	65	1
PASSING	C-A-I	YDS	TD	LEADING TACKLERS			
RICE				RICE			
Shawn Stankavage	13-26-2	125	2	Blaze Alldredge	4-5-9		
SOUTHERN MISS				Parker Hanusa	2-4-6		
Jack Abraham	25-34-1	428	4	George Nyakwol	3-2-5		
				Houston Robert	2-3-5		
				SOUTHERN MISS			
				Racheem Boothe	7-1-8		
				Jeremy Sangster	2-5-7		
				3 players with 5			

WAKE FOREST 56, RICE 24

SEPT. 29, 2018 • BB&T FIELD • WINSTON-SALEM, N.C.

The Lead

Rice came out strong in the second half, but it was too late as Wake Forest opened the game with 28 straight points to defeat the Owls, 56-24.

The Story

After the teams exchanged punts on the game's opening possessions, Wake Forest scored on four straight opportunities to build a 28-0 lead less than two minutes into the second quarter. Rice finally got on the board with a 39-yard Jack Fox field goal, but Wake struck back with two more touchdowns, capped off by Essang Bassey's 51-yard fumble return to send Rice to the locker room trailing 42-3. The Owls came out strong in the second half, scoring three times, but the Demon Deacons scored twice to run the final tally to 56-24.

Points Off Turnovers

Wake Forest converted three Rice turnovers into 21 points, including a pair of returns for scores.

All-Purpose Austin

Austin Walter recorded 266 all-purpose yards, the fifth-most in a game in Rice history. It was his fourth straight game with at least 150 all-purpose yards and his third straight over 200. He now has 3,560 all-purpose yards to move into fifth place on the Rice career list.

SCORING SUMMARY

	1	2	3	4	F
Rice Owls	0	3	14	7	24
Wake Forest Demon Deacons	21	21	14	0	56

SCORING SUMMARY

1st	10:37	WF	Dortch 54-yd pass from Hartman (Sciba kick)
	06:58	WF	Carney 1-yd run (Sciba kick)
	03:30	WF	Dortch 10-yd pass from Hartman (Sciba kick)
2nd	13:33	WF	Carney 1-yd run (Sciba kick)
	10:17	RICE	Fox 39-yd field goal
	08:10	WF	Dortch 38-yd pass from Hartman (Sciba kick)
	05:25	WF	Bassey 51-yd fumble recovery (Sciba kick)
3rd	10:08	RICE	Au. Walter 8-yd pass from Stankavage (Fox kick)
	08:58	WF	Dortch 4-yd pass from Hartman (Sciba kick)
	08:13	WF	Wade 60-yd interception return (Murphy kick)
	07:55	RICE	Au. Walter 38-yd run (Fox kick)
4th	14:50	RICE	Cephus 3-y dpass from Stankavage (Fox kick)

TEAM STATISTICS

	RICE	WF
FIRST DOWNS	19	20
Rushing	9	9
Passing	9	8
Penalty	1	3
Rushing Attempts	44	41
Yds Gained Rushing	277	180
Yds Lost Rushing	10	9
NET YDS RUSHING	267	171
NET YDS PASSING	103	243
Comp-Att-Int	17-32-2	17-20-1
TOTAL PLAYS-YDS	76-370	61-414
Fumbles-Lost	1-1	1-1
Penalties-Yards	6-55	3-25
Punts-Avg	6-39.3	4-45.2
Punt Ret-Yds-TD	0-0-0	2-14-0
KO Ret-Yds-TD	3-123-0	1-21-0
INT Ret-Yds-TD	1-0-0	2-103-1
Possession Time	37:12	22:48
Third Down Conv	7 of 18	6 of 12
Fourth Down Conv	3 of 3	1 of 2
Red Zone Scores-Att	2-3	4-4
Sacks-Yds	1-5	0-0
Field Goals	1-2	0-0

INDIVIDUAL STATISTICAL LEADERS

	ATT	YDS	TD	RECEIVING	REC	YDS	TD
RUSHING				RICE			
RICE				RICE			
Austin Walter	18	165	1	Austin Walter		32	1
Giovanni Gentosi	3	31	0	Austin Trammell	4	29	0
Aston Walter	6	25	0	Aaron Cephus	4	27	1
WAKE FOREST				WAKE FOREST			
Christian Beal-Smith	9	60	0	Greg Dortch	11	163	4
Cade Carney	13	49	2	Jack Freudenthal	2	53	0
Matt Colburn	8	34	0	JaquarriRoberson	2	2	0
PASSING	C-A-I	YDS	TD	LEADING TACKLERS			
RICE				RICE			
Shawn Stankavage	17-32-2	103	2	Dylan Silcox	2-4-6		
WAKE FOREST				Zach Abercrombia	1-5-6		
Sam Hartman	15-17-0	241	4	Houston Robert	4-1-5		
Kendall Hinton	2-3-1	2	0	WAKE FOREST			
				Luke Masterson	6-2-8		
				Justin Strnad	6-1-7		
				Demetrius Kemp	3-4-7		

UTSA 20, RICE 3

OCT. 6, 2018 • RICE STADIUM • HOUSTON, TEXAS

The Lead: An opportunistic UTSA team converted three turnovers into 17 points to thwart Rice's best defensive effort in nearly five years to post a 20-3 win over Rice at Rice Stadium on Saturday night. The loss dropped the Owls to 1-5 on the year and 0-2 in Conference USA.

For the Defense: Rice held UTSA to 178 yards on night and only 101 over the final three quarters. It was the lowest total by an Owl defense since they limited Tulane to just 123 in 2013 and was the second-lowest total by a C-USA team this year (UTEP was held to 134 yards at Tennessee on September 15). After throwing for 187 yards last week vs. UTEP, the Roadrunners were held to just 43 yards through the air, the fewest yards passing allowed by the Owls since they joined C-USA in 2005. Junior co-captain Zach Abercrombia was credited with a career-best nine tackles, including a pair for loss and a pair of quarterback hurries. Justin Bickham matched his career-high with three pass breakups, part of seven on the night for the Owls.

The Specialist: Jack Fox averaged 45.8 on six punts, placing four of six inside the 20. Three of those four were downed inside the 10, increasing his season total of 10 punts inside the opponents 10. He also added his first career pass completion, combining with Jordan Myers with a 17-yard catch and run to convert a fourth down for the Owls.

Milestones: With his 70 yards receiving (on a career-high eight receptions) Austin Walter joined 2018 College Football Hall of Famer Trevor Cobb as the only Owls to have at least 1,500 yards rushing, 500 yards receiving and 1,000 yards in kickoff returns. Walter compiled 116 all-purpose yards and has 1,161 yards this year, surpassing his previous season high of 1,079 as a freshman in 2015. Haden Tobola's 28-yard field goal in the third quarter was the 20th of his career, which ranks 8th at Rice.

SCORING SUMMARY

	1	2	3	4	F
UTSA Roadrunner	3	10	0	7	20
Rice Owls	0	0	3	0	3

SCORING SUMMARY

1st	00:44	UTSA	Sackett 44-yd field goal
2nd	06:51	UTSA	Daniels 3-yd run (Sackett kick)
	05:04	UTSA	Sackett 40-yd field goal
3rd	08:28	RICE	Tobola 28-yd field goal
4th	01:50	UTSA	Rhodes 1-yd run (Sackett kick)

TEAM STATISTICS

	UTSA	RICE
FIRST DOWNS	11	11
Rushing	8	2
Passing	3	8
Penalty	0	1
Rushing Attempts	38	37
Yds Gained Rushing	149	74
Yds Lost Rushing	14	27
NET YDS RUSHING	135	47
NET YDS PASSING	43	175
Comp-Att-Int	8-22-0	16-30-2
TOTAL PLAYS-YDS	60-178	67-222
Fumbles-Lost	1-0	3-2
Penalties-Yards	7-55	4-20
Punts-Avg	8-43.2	6-45.8
Punt Ret-Yds-TD	1-7-0	2-22-0
KO Ret-Yds-TD	1-20-0	1-15-0
INT Ret-Yds-TD	2-27-0	0-0-0
Possession Time	29:14	30:46
Third Down Conv	5 of 16	2 of 15
Fourth Down Conv	1 of 1	3 of 6
Red Zone Scores-Att	3-3	1-1
Sacks-Yds	3-14	1-10
Field Goals	2-2	1-1

INDIVIDUAL STATISTICAL LEADERS

	ATT	YDS	TD		REC	YDS	TD
RUSHING				RECEIVING			
UTSA				UTSA			
B.J. Daniels	13	61	1	Kirk Johnson, Jr.	3	-7	0
Cordale Grundy	7	36	0	Blaze Moorhead	2	27	0
Jalen Rhodes	5	15	1	Tariq Woolen	1	23	0
RICE				RICE			
Austin Walter	14	31	0	Austin Walter	8	70	0
Emmanuel Esukpa	15	20	0	Aaron Cephus	4	64	0
Giovanni Gentosi	1	2	0	Brendan Harmon	2	16	0
PASSING	C-A-I	YDS	TD	LEADING TACKLERS			
UTSA				UTSA			
Cordale Grundy	6-18-0	33	0	C.J. Levine	8-2-10		
D.J. Gillins	2-4-0	10	0	Les Maruo	6-2-8		
				Darryl Godfrey	4-2-6		
RICE				Jarrod Carter-McLin	4-2-6		
Shawn Stankavage	15-27-1	158	0	RICE			
Jackson Tyner	0-2-1	0	0	Zach Abercrombia	7-2-9		
Jack Fox	1-1-0	17	0	Blaze Alldredge	4-1-5		
				Antonio Montero	3-1-4		
				Elijah Garcia	3-1-4		

UAB 42, RICE 0

OCT. 13, 2018 • RICE STADIUM • HOUSTON, TEXAS

The Lead: The UAB Blazers showed why they have emerged as the favorites in Conference USA's West Division, handing Rice its first shutout at Rice Stadium in nearly 30 years in a 42-0 win on Saturday afternoon. UAB improved to 5-1 overall and 3-0 in the conference. Rice fell to 1-6/0-3.

The Turning Point: After surrendering a 75-yard scoring drive on UAB's first possession of the game, the Rice defense showcased the same tenacity they had exhibited the previous week when holding UTSA to just 178 total yards. UAB extended the lead to 14-0 later in the first on a blocked punt, but the Owls' defense forced three punts and recovered a fumble on the Blazers' next four possessions. However, two plays after Jack Fox pinned UAB back at their one after a 54 yard punt, A.J. Erdely combined with Xavier Ubosi on a 95-yard scoring pass to extend the margin to 21-0. It was the longest scoring pass against Rice since Todd Dodge of Texas connected on a 96 yarder on 10/5/85 in Austin.

The Record Book: Jack Fox set a C-USA record with 588 punting yards and tied school and conference records with 12 punts. He had six punts of better than 50 yards, including a career-long of 70 while averaging 49 yards per punt. He placed two inside the 20, including his 11th inside the 10. The shutout was the first against Rice since TCU blanked the Owls 37-0 on 10/28/00 in Fort Worth and the first at Rice Stadium since Houston won 64-0 on 12/2/89.

SCORING SUMMARY

	1	2	3	4	F
UAB Blazers	14	14	14	0	42
Rice Owls	0	0	0	0	0

SCORING SUMMARY

1st	14:21	UAB	Ubosi 38-yd pass from Erdely (Vogel kick)
	08:57	UAB	Biles 0-yd blocked punt return (Vogel kick)
2nd	10:04	UAB	Ubosi 95-yd pass from Erdely (Vogel kick)
	01:16	UAB	Erdely 19-yd run (Vogel kick)
3rd	10:10	UAB	Street 2-yd run (Vogel kick)
	09:36	UAB	Brown 1-yd run (Vogel kick)

TEAM STATISTICS

	UAB	RICE
FIRST DOWNS	18	9
Rushing	8	1
Passing	8	7
Penalty	2	1
Rushing Attempts	45	37
Yds Gained Rushing	231	88
Yds Lost Rushing	23	38
NET YDS RUSHING	208	50
NET YDS PASSING	274	136
Comp-Att-Int	11-19-1	13-28-0
TOTAL PLAYS-YDS	64-482	65-186
Fumbles-Lost	1-1	2-1
Penalties-Yards	2-30	5-42
Punts-Avg	6-34.3	13-45.2
Punt Ret-Yds-TD	3-55-1	0-0-0
KO Ret-Yds-TD	0-0-0	0-0-0
INT Ret-Yds-TD	0-0-0	1-0-0
Possession Time	28:07	31:53
Third Down Conv	4 of 13	1 of 17
Fourth Down Conv	0 of 1	0 of 2
Red Zone Scores-Att	3-5	0-0
Sacks-Yds	3-15	1-10
Field Goals	0-1	0-1

INDIVIDUAL STATISTICAL LEADERS

	ATT	YDS	TD		REC	YDS	TD
RUSHING				RECEIVING			
UAB				UAB			
Lucious Stanley	9	70	0	Xavier Ubosi	4	196	2
Jarrion Street	6	37	1	Andre Wilson	4	43	0
Spencer Brown	9	36	1	Collin Lisa	1	21	0
RICE				RICE			
Austin Walter	19	31	0	Austin Trammell	4	40	0
Aston Walter	3	10	0	Austin Walter	3	5	0
Emmanuel Esukpa	2	8	0	Jordan Myers	2	38	0
PASSING	C-A-I	YDS	TD	LEADING TACKLERS			
UAB				UAB			
A.J. Erdely	11-17-0	274	2	Chris Woolbright 6-1-7			
Tyler Johnston III	0-2-1	0	0	Fitzgerald Mofoer 5-1-6			
				Jamell Garcia-Williams 5-1-6			
RICE				RICE			
Evan Marshman	6-16-0	57	0	Prudy Calderon 6-0-6			
Shawn Stankavage	7-12-0	79	0	Dylan Silcox 4-1-5			
				Antonio Montero 3-2-5			
				Treshawn Chamberlain 3-2-5			

FIU 36, RICE 17

OCT. 20, 2018 • RICCARDO SILVA STADIUM • MIAMI, FLA.

The Lead

Rice took an early 7-0 lead, but FIU scored on seven straight possessions as the Owls fell, 36-17, Saturday night.

The Story

Rice came out fast, scoring on its opening drive to take an early 7-0. FIU scored 16 straight points, but Haden Tobola's career-long 47-yard field goal sent Rice into halftime trailing 16-10. FIU scored on its first two possessions of the second half. Evan Marshman then scampered 22 yards for his second touchdown. But, the Panthers added 10 points to put the game away.

Starting off Strong

Rice went 75 yards in 12 plays to score on its opening drive. It was just the second time this year that Rice scored a touchdown on its opening drive and the first time since the season-opener against Prairie View A&M.

SCORING SUMMARY					TEAM STATISTICS			INDIVIDUAL STATISTICAL LEADERS													
					RICE	FIU				RECEIVING	REC	YDS	TD								
					1	2	3	4	F				RICE								
Rice Owls					7	3	7	0	17	FIRST DOWNS	16	23	RUSHING	ATT	YDS	TD	RECEIVING	REC	YDS	TD	
FIU Panthers					0	16	10	10	36	Rushing	10	8	RICE	Evan Marshman	11	68	2	Austin Trammell	5	57	0
SCORING SUMMARY										Passing	6	15	FIU	Austin Walter	16	36	0	Aaron Cephus	2	24	0
1st	07:40	RICE	Marshman 7-yd run (Fox kick)							Penalty	0	0		Juma Otoviano	1	15	0	Austin Walter	2	14	0
2nd	12:32	FIU	Borregales 32-yd field goal							Rushing Attempts	29	38									
	07:37	FIU	Alexander 51-yd run (Borregales kick)							Yds Gained Rushing	138	226									
	04:28	FIU	Maloney 33-yd pass from Morgan (Borregales kick failed)							Yds Lost Rushing	13	9									
	00:00	RICE	Tobola 47-yd field goal							NET YDS RUSHING	125	217									
3rd	11:05	FIU	Borregales 38-yd field goal							NET YDS PASSING	15	229									
	03:30	FIU	Thornton 29-yd pass from Morgan (Borregales kick)							Comp-Att-Int	12-21-3	20-29-0									
	00:16	RICE	Marshman 22-yd run (Fox kick)							TOTAL PLAYS-YDS	50-240	67-446									
4th	09:45	FIU	Morgan 4-yd run (Borregales kick)							Fumbles-Lost	0-0	1-0									
	05:11	FIU	Borregales 47-yd field goal							Penalties-Yards	0-0	3-15									
										Punts-Avg	4-44.0	2-48.5									
										Punt Ret-Yds-TD	1-11-0	1-18-0									
										KO Ret-Yds-TD	0-0-0	1-12-0									
										INT Ret-Yds-TD	0-0-0	3-12-0									
										Possession Time	25:12	34:48									
										Third Down Conv	3 of 9	9 of 16									
										Fourth Down Conv	1 of 1	1 of 1									
										Red Zone Scores-Att	1-1	2-3									
										Sacks-Yds	0-0	2-8									
										Field Goals	1-1	3-3									

NORTH TEXAS 41, RICE 17

OCT. 27, 2018 • APOGEE STADIUM • DENTON, TEXAS

The Lead

After tying the game early in the second half, Rice allowed 21 points in a four-minute span as the Owls fell at North Texas, 41-17, Saturday afternoon.

The Story

Rice took the opening kickoff and drove 75 yards to take an early 7-0. North Texas scored 17 straight points, but Haden Tobola's 27-yard field goal at the end of the half pulled the Owls within 17-10. Rice started the second half by recovering a fumble on the opening kickoff. Five plays later, Wiley Green found Aaron Cephus for a three-yard touchdown to tie the game at 17. However, the Mean Green closed the game scoring 24 unanswered points.

Starting off Strong

For the second straight game, Rice went 75 yards on its opening drive, this time in 11 plays and culminating in a touchdown. It was the second straight game and the third time this year it scored on its opening possession. It is also the first time it scored on its opening possession in back-to-back games since doing so against UTSA and Prairie View A&M in 2016.

SCORING SUMMARY

	1	2	3	4	F
Rice Owls	7	3	7	0	17
North Texas Mean Green	10	7	3	21	41

SCORING SUMMARY

1st	10:17	RICE	Green 2-yd run (Fox kick)
	06:02	UNT	Hedlund 42-yd field goal
	02:09	UNT	Bussey 68-yd pass from Fine (Hedlund kick)
2nd	13:04	UNT	Torrey 11-yd run (Hedlund kick)
	00:00	RICE	Tobola 27-yd field goal
3rd	12:50	RICE	Cephus 3-yd pass from Green (Fox kick)
	00:04	UNT	Hedlund 23-yd field goal
4th	09:27	UNT	Torrey 5-yd pass from Fine (Hedlund kick)
	08:50	UNT	Torrey 14-yd run (Hedlund kick)
	05:35	UNT	Torrey 12-yd run (Hedlund kick)

TEAM STATISTICS

	RICE	UNT
FIRST DOWNS	18	27
Rushing	6	9
Passing	12	13
Penalty	0	5
Rushing Attempts	37	24
Yds Gained Rushing	115	189
Yds Lost Rushing	20	25
NET YDS RUSHING	95	164
NET YDS PASSING	204	333
Comp-Att-Int	21-37-0	18-35-0
TOTAL PLAYS-YDS	74-299	59-497
Fumbles-Lost	1-1	3-2
Penalties-Yards	8-99	2-16
Punts-Avg	7-47.3	2-47.5
Punt Ret-Yds-TD	0-0-0	0-0-0
KO Ret-Yds-TD	3-47-0	1-25-0
INT Ret-Yds-TD	0-0-0	0-0-0
Possession Time	36:46	23:14
Third Down Conv	3 of 14	4 of 10
Fourth Down Conv	1 of 2	0 of 0
Red Zone Scores-Att	3-4	6-7
Sacks-Yds	3-23	2-11
Field Goals	1-1	2-3

INDIVIDUAL STATISTICAL LEADERS

	ATT	YDS	TD	RECEIVING	REC	YDS	TD
RUSHING				RICE			
RICE				RICE			
Juma Otoviano	17	64	0	Austin Trammell	10	94	0
Austin Walter	14	30	0	Aaron Cephus	6	79	1
Aston Walter	2	9	0	Austin Walter	2	3	0
NORTH TEXAS				NORTH TEXAS			
DeAndre Torrey	15	130	3	Rico Bussey	4	145	1
Evan Johnson	2	30	0	Michael Lawrence	4	69	0
Jaelon Darden	1	7	0	Caleb Chumley	2	24	0
PASSING	C-A-I	YDS	TD	LEADING TACKLERS			
RICE				RICE			
Wiley Green	21-37-0	204	1	George Nyakwol 7-1-8			
NORTH TEXAS				Anthony Ekpe 5-0-5			
Mason Fine	18-35-0	333	2	Treshawn Chamberlain 4-0-4			
				NORTH TEXAS			
				Khairi Muhammad 6-2-8			
				E.J. Ejiya 5-3-8			
				Nate Brooks 7-0-7			
				Joe Ozougwu 5-2-7			

UTEP 34, RICE 26

NOV. 3, 2018 • RICE STADIUM • HOUSTON, TEXAS

The Lead:

Wiley Green threw for a career-high 313 yards and led a second-half rally that put Rice in position to fashion yet another memorable Homecoming afternoon, but UTEP hung on for a 34-26 win at Rice Stadium on Saturday afternoon.

The Details:

UTEP scored on its first drive of the day and scored the game's first 27 points before the Owls jumped on the scoreboard on the final play of the first half on a 43-yard Haden Tobola field goal. The Miners extended the lead to 34-3 after recovering a fumbled punt at the Rice 25. Rice responded with a 10-play, 75-yard scoring drive of its own that was highlighted by a 47-yard completion from Green to Austin Walter. Green threw for 240 yards in the second half, including 153 in the final quarter. He threw a pair of touchdowns in the fourth quarter to Austin Trammell, first for 20 yards and then finding him for a 53-yarder after scrambling to his right. Green converted two-point conversions to Aaron Cephus on each of the final two

touchdowns, but while the Owls held UTEP to 100 yards in the second half they could not close the gap further in the final eight minutes.

SCORING SUMMARY

	1	2	3	4	F
UTEP Miners	7	20	7	0	34
Rice Owls	0	3	7	16	26

SCORING SUMMARY

1st	12:32	UTEP	Wadley 12-yd run (Filley kick)
2nd	14:59	UTEP	Locksley 1-yd run (Filley kick failed)
	09:23	UTEP	Wadley 12-yd run (Filley kick)
	00:17	UTEP	Locksley 1-yd run (Filley kick)
	00:00	RICE	Tobola 43-yd field goal
3rd	07:11	UTEP	Hughes 19-yd run (Filley kick)
	00:52	RICE	Esukpa 2-yd run (Fox kick)
4th	11:26	RICE	Trammell 20-yd pass from Green (Cephus pass from Green)
	08:37	RICE	Trammell 53-yd pass from Green (Cephus pass from Green)

TEAM STATISTICS

	UTEP	RICE
FIRST DOWNS	20	16
Rushing	10	4
Passing	10	10
Penalty	0	2
Rushing Attempts	45	28
Yds Gained Rushing	220	82
Yds Lost Rushing	20	12
NET YDS RUSHING	200	70
NET YDS PASSING	210	313
Comp-Att-Int	14-24-1	17-32-2
TOTAL PLAYS-YDS	69-410	60-383
Fumbles-Lost	1-1	1-1
Penalties-Yards	3-13	7-45
Punts-Avg	6-37.3	5-48.4
Punt Ret-Yds-TD	2-3-0	1-(-14)-0
KO Ret-Yds-TD	0-0-0	1-33-0
INT Ret-Yds-TD	2-0-0	1-5-0
Possession Time	32:59	27:01
Third Down Conv	9 of 15	3 of 13
Fourth Down Conv	0 of 0	3 of 5
Red Zone Scores-Att	5-5	2-3
Sacks-Yds	1-4	0-0
Field Goals	0-0	1-1

INDIVIDUAL STATISTICAL LEADERS

	ATT	YDS	TD		REC	YDS	TD
RUSHING				RECEIVING			
UTEP				UTEP			
Quadraiz Wadley	20	91	2	Warren Redix	4	63	0
Treyvon Hughes	12	76	1	Erik Brown	3	60	0
Joshua Fields	2	15	0	Terry Juniel	3	35	0
RICE				RICE			
Emmanuel Esukpa	10	18	1	Austin Trammell	8	112	2
Aston Walter	3	12	0	Austin Walter	4	104	0
Juma Otoviano	4	10	0	Aaron Cephus	2	31	0
PASSING	C-A-I	YDS	TD	LEADING TACKLERS			
UTEP				UTEP			
Kai Locksley	13-21-1	193	0	Kahani Smith	5-3-8		
Brandon Jones	1-3-0	17	0	Michael Lewis	2-6-8		
				A.J. Hotchkins	2-5-7		
RICE				Sione Tupou	1-6-7		
Wiley Green	17-32-2	313	2	RICE			
				George Nyakwol	4-7-11		
				Graysen Schantz	3-6-9		
				4 players with 7			

LOUISIANA TECH 28, RICE 13

NOV. 10, 2018 • JOE AILLET STADIUM • RUSTON, LA.

The Lead

After Rice took the lead early in the second half, Louisiana Tech scored 21 of the final 24 points to defeat the Owls, 28-13.

The Story

After a scoreless first quarter, Haden Tobola gave Rice the lead with a 43-yard field goal early in the second quarter. But, La Tech took a 7-3 lead into halftime. Rice came right back as Shawn Stankavage and Austin Walter connected on a 68-yard touchdown to retake the lead. Jacqwis Dancy scored twice to give La Tech a 21-10 lead. Tobola added his second field goal to make it a one score game, but the Bulldogs iced the game with their fourth touchdown.

The Brothers Walter

Aston Walter set career-highs with 17 carries for 72 yards. Austin Walter recorded his second straight 100-yard receiving game with five receptions for 101 yards.

SCORING SUMMARY

	1	2	3	4	F
Rice Owls	0	3	7	3	13
Louisiana Tech Bulldogs	0	7	14	7	28

SCORING SUMMARY

2nd	14:56	RICE	Tobola 42-yd field goal
	03:02	TECH	Dancy 11-yd run (Hale kick)
3rd	13:32	RICE	Au. Walter 68-yd pass from Stankavage (Fox kick)
	09:59	TECH	Dancy 1-yd run (Hale kick)
	01:13	TECH	Dancy 18-yd run (Hale kick)
4th	09:13	RICE	Tobola 29-yd field goal
	05:52	TECH	A. Smith 10-yd pass from J. Smith (Hale kick)

TEAM STATISTICS

	RICE	TECH
FIRST DOWNS	15	20
Rushing	7	10
Passing	8	10
Penalty	0	0
Rushing Attempts	29	34
Yds Gained Rushing	18	123
Yds Lost Rushing	18	14
NET YDS RUSHING	100	109
NET YDS PASSING	226	314
Comp-Att-Int	19-35-3	21-34-2
TOTAL PLAYS-YDS	64-326	68-423
Fumbles-Lost	0-0	1-1
Penalties-Yards	1-3	5-37
Punts-Avg	6-38.5	5-40.6
Punt Ret-Yds-TD	0-0-0	0-0-0
KO Ret-Yds-TD	4-57-0	2-26-0
INT Ret-Yds-TD	2-62-0	3-43-0
Possession Time	29:08	30:52
Third Down Conv	3 of 15	7 of 15
Fourth Down Conv	1 of 1	2 of 2
Red Zone Scores-Att	1-1	4-5
Sacks-Yds	1-3	2-14
Field Goals	2-3	0-0

INDIVIDUAL STATISTICAL LEADERS

	ATT	YDS	TD	RECEIVING	REC	YDS	TD
RUSHING				RICE			
RICE				Aaron Cephus	7	81	0
Aston Walter	17	72	0	Austin Walter	5	101	1
Juma Otoviano	4	14	0	Austin Trammell	4	10	0
Parker Towns	2	10	0				
LOUISIANA TECH				LOUISIANA TECH			
Jaqwis Dancy	15	80	3	Adrian Hardy	10	160	0
Kam McKnight	5	16	0	Teddy Veal	5	43	0
Israel Tucker	5	10	0	Alfred Smith	3	56	1
PASSING	C-A-I	YDS	TD	LEADING TACKLERS			
RICE				RICE			
Shawn Stankavage	18-32-3	216	1	Blaze Alldredge	3-7-10		
Parker Towns	1-3-0	10	0	Collin Whitaker	6-3-9		
				George Nyakwol	3-2-5		
LOUISIANA TECH				Treshawn Chamberlain	2-3-5		
J'Mar Smith	21-34-2	314	1	LOUISIANA TECH			
				Dae'Von Washington	4-3-7		
				James Jackson	5-1-6		
				Amik Robertson	3-3-6		

LSU 42, RICE 10

NOV. 17, 2018 • TIGER STADIUM • BATON ROUGE, LA.

The Lead

No. 10 LSU outgained Rice 552-to-198 as the Owls fell, 42-10, Saturday night at Tiger Stadium.

The Story

LSU scored on four of its first five possession. Haden Tobola connected on a career-long 51-yard field goal late in the first half to send Rice into halftime trailing, 28-3. The Tigers extended its lead to 42-3 early in the fourth quarter. But, the Owls went 75-yards in 13 plays, culminating in Juma Otoviano's five-yard touchdown run, the first of his career. Aston Walter ran a career-high 23 times for 72 yards and D' Angelo Ellis caught three passes for 66 yards.

SCORING SUMMARY

	1	2	3	4	F
Rice Owls	0	3	0	7	10
LSU Tigers	14	14	7	7	42

SCORING SUMMARY

1st	11:06	LSU	Edwards-Helaire 3-yd run (Tracy kick)
	05:52	LSU	Sullivan 38-yd pass from Burrow (Tracy kick)
2nd	13:06	LSU	Brossette 2-yd run (Tracy kick)
	08:01	LSU	Moreau 13-yd pass from Burrow (Tracy kick)
	01:55	RICE	Tobola 51-yd field goal
3rd	09:32	LSU	Brossette 2-yd run (Tracy kick)
4th	11:00	LSU	Fournette 3-yd run (Tracy kick)
	02:55	RICE	Otoviano 5-yd run (Fox kick)

TEAM STATISTICS

	RICE	LSU
FIRST DOWNS	15	31
Rushing	8	10
Passing	6	20
Penalty	1	1
Rushing Attempts	43	35
Yds Gained Rushing	131	187
Yds Lost Rushing	34	7
NET YDS RUSHING	97	180
NET YDS PASSING	101	372
Comp-Att-Int	7-15-0	24-34-0
TOTAL PLAYS-YDS	58-198	69-552
Fumbles-Lost	0-0	1-1
Penalties-Yards	3-22	3-26
Punts-Avg	6-48.5	1-33.0
Punt Ret-Yds-TD	0-0-0	2-13-0
KO Ret-Yds-TD	0-0-0	2-37-0
INT Ret-Yds-TD	0-0-0	0-0-0
Possession Time	35:33	24:27
Third Down Conv	4 of 14	5 of 8
Fourth Down Conv	1 of 1	0 of 0
Red Zone Scores-Att	1-1	5-5
Sacks-Yds	1-3	4-20
Field Goals	1-2	0-0

INDIVIDUAL STATISTICAL LEADERS

	ATT	YDS	TD	RECEIVING	REC	YDS	TD
RUSHING				RICE			
RICE				D' Angelo Ellis	3	66	0
Aston Walter	23	72	0	Austin Trammell	2	27	0
Juma Otoviano	11	36	1	Jordan Myers	1	4	0
Austin Walter	2	14	0	Austin Walter	1	4	0
LSU				LSU			
Nick Brossette	14	69	2	Foster Moreau	5	73	1
Lanard Fournette	7	45	1	Derrick Dillon	5	31	0
Clyde Edwards-Helaire	5	32	1	Stephen Sullivan	4	94	1
PASSING	C-A-I	YDS	TD	LEADING TACKLERS			
RICE				RICE			
Shawn Stankavage	7-13-0	101	0	Treshawn Chamberlain	5-5-10		
Jackson Tyner	0-1-0	0	0	George Nyakwol	3-6-9		
Parker Towns	0-1-0	0	0	Blaze Alldredge	4-4-8		
LSU				LSU			
Joe Burrow	20-28-0	307	2	Devin White	3-6-9		
Myles Brennan	4-6-0	65	0	JaCoby Stevens	3-4-7		
				Michael Divinity, Jr.	2-5-7		
				Jacob Phillips	2-5-7		

RICE 27, OLD DOMINION 13

NOV. 24, 2018 • RICE STADIUM • HOUSTON, TEXAS

The Lead: Juma Otoviano turned Senior Day into a day for freshmen records, rushing for 224 yards and a pair of second-half long distance touchdowns to lead Rice to a 27-13 in over Old Dominion on Saturday at Rice Stadium.

The Details: Rice snapped an 11-game overall losing streak and a 14-game streak in conference action by holding C-USA's fourth best scoring offense (31.9) to 19 points below its season average. Otoviano, who was making his starting debut, sparked the offense by matching Chad Richardson, who ran for 224 vs. Colorado State in 1998, for the fifth-best rushing total in school history. The Monarchs reached the red zone twice in the first quarter, but the Rice defense held them to a pair of field goals. Touchdowns by Giovanni Gentosi and Wiley Green gave the Owls a 13-6 lead at halftime. ODU struck back to tie it at 13-13 late in the third, but Otoviano scored from 80 and 62 yards while Jack Fox continuously pinned the Monarchs deep in

their own end the rest of the night.

The Turning Point: With 5:38 left in the third quarter, Rice took over at its own 36 after ODU knotted the score at 13-13. True freshman QB Wiley Green was injured while rushing for a first down on the second play from scrimmage and three plays later, the Monarchs forced a punt. Fox pinned them at the 11 and three plays netted ODU only five yards. ODU punted and Rice regained possession at its 22. Otoviano lost two yards on first down, then burst through the middle and sprinted 80 yards for the touchdown, putting the Owls ahead to stay with 51 seconds left.

SCORING SUMMARY

	1	2	3	4	F
Old Dominion Monarchs	3	3	7	0	13
Rice Owls	6	7	7	7	27

SCORING SUMMARY

1st	05:58	ODU	Rice 34-yd field goal
	01:44	RICE	Gentosi 6-yd run (Fox pass failed)
2nd	13:02	ODU	Rice 26-yd field goal
	08:47	RICE	Green 10-yd run (Fox kick)
3rd	05:43	ODU	Fulgham 2-yd pass from LaRussa (Rice kick)
	00:42	RICE	Otoviano 80-yd run (Fox kick)
4th	07:05	RICE	Otoviano 62-yd run (Fox kick)

TEAM STATISTICS

	ODU	RICE
FIRST DOWNS	21	14
Rushing	4	10
Passing	16	4
Penalty	1	0
Rushing Attempts	26	45
Yds Gained Rushing	103	292
Yds Lost Rushing	26	17
NET YDS RUSHING	77	275
NET YDS PASSING	312	96
Comp-Att-Int	33-54-2	6-14-0
TOTAL PLAYS-YDS	80-389	59-371
Fumbles-Lost	1-1	0-0
Penalties-Yards	4-34	3-32
Punts-Avg	5-43.0	88-44.5
Punt Ret-Yds-TD	2-10-0	1-(-1)-0
KO Ret-Yds-TD	0-0-0	3-50-0
INT Ret-Yds-TD	0-0-0	2-1-0
Possession Time	29:11	30:49
Third Down Conv	5 of 15	2 of 13
Fourth Down Conv	0 of 2	2 of 3
Red Zone Scores-Att	3-3	2-2
Sacks-Yds	1-8	3-23
Field Goals	2-2	0-0

INDIVIDUAL STATISTICAL LEADERS

	ATT	YDS	TD		REC	YDS	TD
RUSHING				RECEIVING			
OLD DOMINION				OLD DOMINION			
Matt Geiger	15	68	0	Isaiah Harper	8	40	0
Jeremy Cox	7	28	0	Jeremy Cox	8	35	0
Isaiah Harper	1	4	0	Jonathan Duhart	7	95	0
RICE				RICE			
Juma Otoviano	27	224	2	Austin Walter	3	24	0
Wiley Green	7	33	1	Jordan Myers	2	67	0
Giovanni Gentosi	4	11	1	Austin Trammell	1	5	0
PASSING	C-A-I	YDS	TD	LEADING TACKLERS			
OLD DOMINION				OLD DOMINION			
Blake LaRussa	33-54-2	312	1	Lawrence Garner	11-3-4		
RICE				Sean Carter	3-3-6		
Wiley Green	6-13-0	96	0	Demetrius Stitmon	5-0-5		
Austin Trammell	0-1-0	0	0	Justinn Richardson	3-2-5		
				Jordan Young	3-2-5		
				RICE			
				Blaze Alldredge	12-1-13		
				Andrew Bird	7-1-8		
				Treshawn Chamberlain	6-2-8		

RICE FOOTBALL RECORDS

RUSHING

ATTEMPTS

Game	42	Trevor Cobb	
		vs. Iowa St.	S 28, 1991
Season	360	Trevor Cobb	1991
Career	1,091	Trevor Cobb	1989-92

YARDS

Game	265	Dicky Maegle vs. Alabama	
			J 1, 1954
Season	1,692	Trevor Cobb	1991
Career	4,948	Trevor Cobb	1989-92

YARDS PER CARRY

Game	24.1	Dicky Maegle vs. Alabama	
			J 1, 1954
Season	7.3	Dicky Maegle	1953
Career	6.6	Dicky Maegle	1952-54

TOUCHDOWNS

*Game	4	Nahshon Ellerbe	
		vs. So. Miss	N 11, 2017
Season	14	Trevor Cobb	1991
Career	38	Trevor Cobb	1989-92

PASSING

ATTEMPTS

Game	66	Chase Clement vs. Tulsa	
			N 24, 2007
Season	508	Chase Clement	2007
Career	1,387	Chase Clement	2005-08

COMPLETIONS

Game	40	Chase Clement vs. Tulsa	
			N 24, 2007
Season	326	Chase Clement	2008
Career	832	Chase Clement	2005-08

YARDS

Game	541	Chase Clement vs. Tulsa	
			N 24, 2007
Season	4,119	Chase Clement	2008
Career	9,785	Chase Clement	2005-08

COMPLETION PERCENTAGE

Game	91.7	Josh LaRocca vs. Baylor	
			N 12, 1994
Season	66.5	Chase Clement	2008
Career	60.0	Chase Clement	2005-08

TOUCHDOWN COMPLETIONS

Game	6	Chase Clement vs. UTEP	
			N 3, 2007
	6	Chase Clement vs. SMU	
			A 29, 2008
	6	Chase Clement vs. USM	
			O 18, 2008
Season	44	Chase Clement	2008
Career	99	Chase Clement	2005-08

INTERCEPTIONS THROWN

Game	5	Joel Armstrong vs. Troy	
			D 23, 2006
Season	24	Randy Hertel	1977, 79
Career	68	Randy Hertel	1977-80

LONGEST PASS PLAY

88	Driphus Jackson to Sam McGuffie vs. Houston	S 29, 2012
	Driphus Jackson to Jordan Taylor vs. N. Texas	O 25, 2014

TOTAL OFFENSE

PLAYS (Rush/Pass)

Game	83	Chase Clement vs. Tulsa	
		(14/58)	N 24, 2007
Season	652	Chase Clement	2007
		(144/508)	
Career	1,857	Chase Clement	2005-08
		(470/1,387)	

YARDS

Game	601	Chase Clement vs. Tulsa	
		(60/541)	N 24, 2007
Season	4,812	Chase Clement	2008
		(693/4,119)	
Career	11,526	Chase Clement	2005-08
		(1,741/9,785)	

TOUCHDOWNS

Game	8	Chase Clement vs. UTEP	
		(2/6)	N 3, 2007
Season	56	Chase Clement	2008
		(12/44)	
Career	124	Chase Clement	2005-08
		(25/99)	

RECEIVING

RECEPTIONS

Game	14	David Houser at Florida	
			N 20, 1976
Season	111	James Casey	2008
Career	292	Jarett Dillard	2005-08

YARDS

Game	208	James Casey at Memphis	
			S 6, 2008
Season	1,329	James Casey	2008
Career	4,138	Jarett Dillard	2005-08

TOUCHDOWNS

Game	4	Jarett Dillard vs. N. Texas	
			S 27, 2008
Season	21	Jarett Dillard	2006
Career	60	Jarett Dillard	2005-08

RICE FOOTBALL RECORDS

ALL-PURPOSE YARDS

TOTAL Yards (Rush/Pass/Return)		
Game	295	Trevor Cobb vs. Iowa State (240/39/16) S 28, 1991
Season	1,844	Trevor Cobb (1692/136/16) 1991
Career	6,512	Trevor Cobb (4948/892/672) 1989-92
TOTAL PLAYS		
Game	47	Trevor Cobb vs. Iowa State (42/0/5) S 28, 1991
Season	375	Trevor Cobb (360/14/1) 1991
Career	1,223	Trevor Cobb (1,091/94/38) 1989-92

SCORING

TOTAL POINTS		
Game	36	Griff Vance vs. SMU (6TDs) N 17, 1916
Season	126	Jarett Dillard 2006
Career	360	Jarett Dillard 2005-08
TOUCHDOWNS		
Game	6	Griff Vance vs. SMU N 17, 1916
Season	21	Jarett Dillard 2006
Career	60	Jarett Dillard 2005-08

KICKING

FIELD GOALS MADE		
*Game	5	Chris Boswell vs. SMU N 17, 2012
Season	23	Chris Boswell 2012
Career	65	Chris Boswell 2010-13
FIELD GOALS ATTEMPTED		
Season	27	Mark Williams 1972
Career	67	Chris Boswell 2010-13
FIELD GOAL PERCENTAGE		
Season	90.9	Haden Tobola 2018 (10-11)
Career	81.8	Derek Crabtree (27-33) 1998-01
LONGEST FIELD GOAL		
Game	57	James Hamrick at Texas Tech O 19, 1985
		Chris Boswell at LA Tech S 15, 2012

PATs MADE		
Game	11	Clark Fangmeier vs. NT S 27, 2008
Season	73	Clark Fangmeier 2008
Career	179	Clark Fangmeier 2006-09
PATs ATTEMPTED		
Season	73	Clark Fangmeier 2008
Career	181	Clark Fangmeier 2006-09

PUNTING

ATTEMPTS		
*Game	12	Jack Fox vs. UAB O 13, 2018
Season	86	Steve Gleaves 1977
Career	287	Dale Walters 1980-83
YARDS		
Season	3,636	Jack Fox 2018
Career	11,242	Dale Walters 1980-83
AVERAGE		
Game	52.4	Jared Scruggs vs. Tulsa N 8, 2003
Season	45.98	Kyle Martens 2010
Career	43.4	Jack Fox 2015-118
LONGEST PUNT		
Game	84	Dale Walters vs. Arkansas O 31, 1981

PUNT RETURNS

PUNT RETURNS

Game 8 Horton Nesrsta at UCLA
O 11, 1952

Mario Hull vs. Memphis
O 8, 2011

Season 44 Horton Nesrsta 1952

Career 81 Huey Keeney 1945-48

PUNT RETURN YARDS

Game 142 Rex Procter vs. New Mexico
O 8, 1949

Season 536 Horton Nesrsta 1952

Career 893 Horton Nesrsta 1951-53

LONGEST PUNT RETURN

Game 92 Fred Jacobs vs. TCU
N 21, 1942

POINTS

Game 146 vs. SMU N 17, 1916

Season 537 2008

PLAYS

Game 104 vs. Tulsa N 24, 2007

Season 1026 2012

TEAM OFFENSIVE RECORDS

TOTAL OFFENSE YARDAGE

Game 733 at LA Tech N 27, 2003

Season 6,122 2008

FIRST DOWNS

Game 38 vs. Tulsa N 24, 2007

Season 337 2008

MOST RUSHING ATTEMPTS

Game 89 at La Tech N 27, 2003

Season 752 2001

FEWEST RUSHING ATTEMPTS

Game 12 vs. Baylor N 13, 1976

Season 305 1976

NET RUSHING YARDS

Game 672 at La Tech N 27, 2003

Season 3,800 2003

YARDS PER CARRY (Att/Yds)

Game 8.3 at New Mexico O 5, 2006
(58/481)

Season 5.5 (687/3800) 2003

PASSING COMPLETIONS

Game 40 vs. Tulsa N 24, 2007

Season 339 2008

PASSING ATTEMPTS

Game 66 vs. Tulsa N 24, 2007

Season 526 2007

NET PASSING YARDS

Game 541 vs. Tulsa N 24, 2007

Season 4,254 2008

TOUCHDOWN PASSES

*Game 6 vs. Prairie View O 22, 2016

Season 48 2008

FEWEST TURNOVERS (Fumbles/INTs)

Season 12 (4/8) 2014

14 (9/5) 1996

14 (12/2) 1998

14 (8/6) 2001

FEWEST FUMBLES LOST

*Season 4 2014

7 2006

MOST FUMBLES

Game 9 vs. Pittsburgh N 3, 1951

Season 46 1951

MOST FUMBLES LOST

Game 7 vs. Pittsburgh N 3, 1951

Season 27 1951

MOST INTERCEPTIONS

*Game 6 at Texas A&M
O 23, 1982

Season 31 1977

FEWEST INTERCEPTIONS

Season 2 1998

2 2015

MOST PENALTIES

Game 16 at Texas Tech O 17, 1981

Season 81 1984

MOST PENALTY YARDS

Game 146 vs. Baylor N 17, 1984

Season 720 1987

FEWEST PENALTY YARDS

Season 258 1961

CONSECUTIVE VICTORIES

Overall 12 1949-50

C-USA 7 2006-07

CONSECUTIVE LOSSES

Overall 18 1987-88

C-USA 14 2017-18

DEFENSE

TACKLES

Season	196	Robert Williamson	1980
Career	367	O.J. Brigance	1987-90

SACKS

Season	12	Brandon Green	2001
Career	24	Brandon Green	1999-02
		Scott Solomon	2007-11

TACKLES FOR LOSS (Includes Sacks)

Season	21	Brandon Green	2001
Career	46	Larry Izzo	1992-95

INTERCEPTIONS

*Game	3	Dan Dawson vs. Hawai'i	O 21, 2000
Season	7	Dan Dawson	7
Career	15	Bruce Henley	1971-73

INTERCEPTION RETURN YARDS

Game	113	Dan Dawson vs. SMU	N 4, 2000
Season	206	Dan Dawson	2000
Career	352	Dan Dawson	1998-01

*Denotes last time

KICK RETURNS

KICKOFF RETURNS

Game	11	Trevor Cobb vs. Houston	D 2, 1989
Season	41	Ja'Corey Shepherd	2008
Career	109	Michael Perry	1995-98

KICKOFF RETURN YARDS

Game	261	Charles Ross at Tulane	N 13, 2010
Season	885	Ja'Corey Shepherd	2008
Career	2,366	Michael Perry	1995-98

LONGEST KICKOFF RETURN

*Game	99	James Sykes vs. Montana	O 22, 1973
-------	----	-------------------------	------------

FEWEST POINTS ALLOWED

*Game	0	vs. UNLV	S 2, 1995
Season	62	(Since 1937)	1946

MOST POINTS ALLOWED

Game	81	at Austin College	N 28, 1912
Season	517		2009

TOTAL DEFENSE (Fewest Yards)

Game	81	vs. Southwestern O	5, 1946
Season	1,670		1946

TOTAL DEFENSE (Most Yards)

Game	793	at Baylor	S 26, 2015
Season	6,130		2007

FEWEST RUSHING YARDS

Game	0	vs. Tulane	N 3, 2012
Season	1,264		1953

MOST RUSHING YARDS

Game	526	at Texas A&M	O 23, 1976
Season	3,644		1978

TEAM DEFENSIVE RECORDS

FEWEST PASSING YARDS

*Game	0	vs. SMU	O 20, 1973
Season	637		1946

MOST PASSING YARDS

Game	654	at Houston	N 28, 1992
Season	3,749		2007

MOST TOUCHDOWN PASSES

Game	9	at Houston	O 27, 2011
Season	37		2007

MOST INTERCEPTIONS

Game	9	vs. Sam Houston	O 4, 1941
Season	24		1953

MOST FUMBLES FORCED

Game	11	vs. Arkansas	N 5, 1949
Season	42		1978

MOST FUMBLES RECOVERED

*Game	6	vs. TCU	N 25, 1950
Season	33		1978

FEWEST FUMBLES RECOVERED

Season	3		2017
--------	---	--	------

*Denotes last time

FEWEST POINTS ALLOWED

SEASON

1	14	1913
2	28	1920
3	42	1917
4	44	1934
5	53	1916

SEASON SINCE 1937

1	62	1946
2	72	1960
3	73	1940
4	74	1942
	74	1947

GAME

Rice has recorded 125 shutouts in its football history, the last coming on Sept. 2, 1995, against UNLV (38-0).

POINTS SCORED

SEASON

1	537	2008
3	415	2013
4	414	2012
5	377	2007
6	374	2014
7	350	1916
	350	2006
9	344	2010
10	343	2003

GAME

1	146	SMU	N 17, 1916
2	77	North Texas	S 27, 2008
3	65	Prairie View A&M	O 22, 2016
4	63	at San Jose State	O 2, 2004
5	62	ECU	2010
6	59	Tulsa	N 10, 2001
7	57	Galveston AAF	S 23, 1944
8	56	Six Times	
		Last: Houston	N 29, 2008

TOTAL PLAYS

SEASON

1	1,046	2013
2	1,026	2012
3	965	2008
4	946	2001
5	923	2014
6	909	2007
7	905	2015
8	895	2016
9	873	2006
10	859	2009

GAME

1	104	Tulsa	N 24, 2007
2	100	at San Jose State	O 2, 2004
		North Texas	S 24, 2016
4	98	Texas Tech	O 15, 1988
5	94	at La. Tech	N 27, 2003
	94	at Charlotte	N 12, 2016

OFFENSIVE YARDS

SEASON

1	6,122	2008
2	5,678	2013
3	5,556	2012
4	5,190	2014
5	4,848	2007
6	4,843	2001
7	4,828	2015
8	4,486	2006
9	4,764	2003
10	4,618	2016

GAME

1	733	at Louisiana Tech	N 27, 2003
2	700	vs. Tulsa	N 24, 2007
3	671	vs. UTEP	N 5, 2011
4	653	vs. Tulsa	N 10, 2001
5	647	vs. Marshall	S 22, 2012

FIRST DOWNS

SEASON

1	337	2008
2	306	2012
3	302	2013
4	279	2007
5	273	2015
6	261	2016
7	260	2001
8	254	2006
9	252	2014
10	247	2003

GAME

1	38	vs. Tulsa	N 24, 2007
2	35	at Louisiana Tech	N 27, 2003
	35	vs. Marshall	S 22, 2012
	35	vs. Louisiana Tech	N16, 2013
4	33	at San Jose State	O 2, 2004
5	32	vs. Texas Tech	O 15, 1988
	32	at Northwestern	S 20, 1997

RUSHING ATTEMPTS

SEASON		
1	752	2001
2	699	2013
3	690	1997
4	688	2004
5	687	2003
6	657	1996
7	655	1999
8	634	1998
9	626	2000
10	625	2012

GAME

1	89	at Louisiana Tech	N 27, 2003
2	85	at San Jose State	O 2, 2004
3	82	vs. Boise State	O 6, 2001
4	81	vs. San Jose State	O 16, 1999
5	77	at Northwestern	S 20, 1997
	77	vs. SMU	O 9, 2004

FEWEST RUSHING ATTEMPTS

SEASON		
1	305	1976

RUSHING YARDS

SEASON		
1	3,800	2003
2	3,660	1997
3	3,375	2001
4	3,372	2004
5	3,359	1996
6	3,183	2013
7	2,835	1999
8	2,829	1998
9	2,735	1953
10	2,725	2002

GAME

1	672	at Louisiana Tech	N 27, 2003
2	570	at San Jose State	O 2, 2004
3	505	vs. Arkansas	N 7, 1953
4	498	vs. Tulsa	N 10, 2001
5	496	vs. Utah	N 2, 1996
	496	vs. SMU	O 9, 2004

YARDS PER CARRY

SEASON (ATT/YDS)		
1	5.5 (687/3800)	2003
2	5.30 (690/3660)	1997
3	5.27 (637/3359)	1996
4	5.0 (538/2735)	1953
5	4.9 (688/3372)	2004
6	4.617 (486/2244)	2017
7	4.553 (699/3183)	2013
8	4.496 (606/2725)	2002
9	4.488 (752/3375)	2001
10	4.462 (634/2829)	1998

GAME (ATT/YDS)

1	8.3	at New Mexico	O 5, 1996	(58/481)
2	7.5	at Louisiana Tech	N 27, 2003	(89/672)
3	7.4	vs. Wagner	S 5, 2015	(54/401)
4	7.3	vs. Nevada	N 1, 2003	(53/387)
5	7.1	vs. Utah	N 2, 1996	(70/496)
6	7.0	vs. UTEP	N 22, 2003	(64/450)

PASS COMPLETIONS

SEASON		
1	339	2008
2	311	2007
3	270	1976
4	248	2006
	248	2009
6	241	2016
7	236	2012
8	222	2011
9	218	2010
10	216	1989

GAME

1	40	vs. Tulsa	N 24, 2007
2	36	Charlotte	N 12, 2016
3	35	vs. Troy	D 23, 2006
	35	vs. UTEP	N 3, 2007
	35	vs. Tulane	N 17, 2007

PASSING ATTEMPTS

SEASON		
1	526	2007
2	516	2008
3	504	1976
4	435	2006
5	417	1984
6	412	2016
7	408	1977
8	405	1989
9	401	2012
10	384	2011

GAME

1	66	vs. Tulsa	N 24, 2007
2	61	at Texas A&M	O 23, 1976
3	58	vs. UTEP	N 3, 2007
4	57	vs. Texas	O 2, 1976

NET PASSING YARDS

SEASON		
1	4,254	2008
2	3,517	2007
3	3,357	1976
4	3,009	2014
5	2,933	2012
6	2,783	2006
7	2,691	2015
8	2,582	2016
9	2,581	2010
10	2,550	1984

GAME

1	541	Tulsa	N 24, 2007
---	-----	-------	------------

TOUCHDOWN PASSES

SEASON		
1	48	2008
2	29	2006
	29	2007
4	25	2014
5	21	1976
	21	1981

GAME

1	6	vs. UTEP	N 3, 2007
	6	vs. SMU	A 29, 2008
	6	vs. North Texas	S 27, 2008
	6	vs. Southern Miss	O 18, 2008
	6	vs. Houston	N 29, 2008
	6	vs. Prairie View	O 22 2016

FEWEST INTERCEPTIONS

SEASON		
1	2	1998
2	3	2000
3	5	1996
	5	1999
	5	2012
5	6	2001

MOST INTERCEPTIONS

SEASON		
1	31	1977
2	30	1971
3	28	1986
4	27	1979
5	25	1962

GAME

1	6	vs. Houston	N 28, 1981
	6	at Texas A&M	O 23, 1982

FEWEST INTS PER ATT.

SEASON		RATIO (INT/ATT)	
1	.0125	(5/401)	2012
2	.0135	(7/516)	2008
3	.0182	(7/384)	2011
4	.0193	(3/155)	2000
5	.0194	(2/103)	1998
6	.0227	(8/352)	2014
7	.0241	(9/373)	2015

FEWEST TURNOVERS

SEASON		TOTAL (Fumbles/INT)	
1	12	(4/8)	2014
2	14	(9/5)	1996
	14	(12/2)	1998
	14	(8/6)	2001
5	17	(10/7)	1997
6	16	(7/9)	2008
7	18	(4 times) last (10/8)	2016

FEWEST FUMBLES LOST

SEASON		
1	4	2014
2	7	1960
	7	2006
4	8	1992.
	8	2001
	8	2016

MOST FUMBLES

SEASON		
1	46	1951
2	39	1971

GAME

1	9	vs. Pittsburgh	N 3, 1951
2	8	vs. Cincinnati	S 21, 1974
	8	at Houston	S 4, 1999
4	7	at SMU	N 5, 1983

MOST FUMBLES LOST

SEASON		
1	27	1951
2	25	1978

GAME

1	7	vs. Pittsburgh	N 3, 1951
2	6	vs. Cincinnati	S 21, 1974
3	5	vs. Texas Tech	O 18, 1980
	5	vs. Texas A&M	O 23, 1993
	5	at Houston	S 4, 1999
	5	vs. Army	O 7, 2017

MOST PENALTIES

SEASON		
1	84	2015
2	81	1984
	81	1988

GAME

1	16	at Texas Tech	O 17, 1981
2	13	at TCU	O 9, 1976
	13	vs. Baylor	N 17, 1984
	13	at UL-Lafayette	S 24, 1988

MOST PENALTY YARDS

SEASON		
1	752	2015
2	720	1987
3	703	1984

GAME

1	146	vs. Baylor	N 17, 1984
2	144	at TCU	O 9, 1976
3	128	at Texas Tech	O 17, 1981

FEWEST PENALTY YDS.

SEASON		
1	258	1961
2	264	1965
3	292	1966

MOST FIELD GOALS

SEASON		
1	23	2012
2	17	1985

GAME

1	5	vs. SMU	N 17, 2012
---	---	---------	------------

FEWEST PUNTS

SEASON		
1	40	2004
2	42	1960
3	45	1997

GAME

1	0	vs. San Jose State	O 16, 1999
2	1	at TCU	O 9, 1982

MOST PUNTS

SEASON		
1	89	1951
2	87	1977
3	86	1973

GAME

1	13	vs. UAB	O 13, 2018
---	----	---------	------------

MOST PUNT RETURNS

SEASON		
1	53	1953

GAME

1	9	at UCLA	O 11, 1952
---	---	---------	------------

PUNT RETURN YDS.

SEASON		
1	604	1946

GAME

1	164	vs. Southwestern	O 5, 1946
---	-----	------------------	-----------

MOST KICKOFF RET.

SEASON		
1	77	2009
	77	2010
3	70	1987

GAME

1	11	vs. Houston	D 2, 1989
	11	at Houston	N 28, 1992

KICKOFF RETURN YDS.

SEASON		
1	1,723	2010
2	1,653	2009
3	1,278	1987
5	1,223	2007
5	1,182	1986
	1,182	2008

GAME

1	344	at Tulane	N 13, 2010
2	223	vs. Navy	O 8, 2009
3	221	vs. Baylor	N 17, 1984
4	215	at UAB	S 5, 2009
5	211	at San Jose State	O 2, 2004

STREAKS

OVERALL WIN STREAK

1	12	1949-50
2	8	1916-17
3	7	1919-20
	7	1934
	7	1953-54
	7	2008

SWC WINS

1	10	1948-49
---	----	---------

WAC WINS

1	5	1999
	5	2004

C-USA WINS

1	7	2006-07
2	5	2008

OVERALL LOSSES

1	18	1987-88
2	15	1981-83
3	14	2004

SWC LOSSES

1	26	1981-85
---	----	---------

WAC LOSSES

1	6	1999-2000
---	---	-----------

C-USA LOSSES

1	7	2018
	7	2017

MOST POINTS ALLOWED

SEASON		
1	517	2009
2	515	2007
3	468	2018
4	462	2010
5	458	1977
6	448	2016
7	447	2005
8	433	2008
9	432	2006
10	430	2015

GAME

1	81	at Austin College	N 28, 1912
2	77	at LSU	S 24, 1977
3	76	at La Tech	N 29, 2014
4	72	at Texas	O 1, 1977
5	73	at Houston	N 28, 2009
	73	at Houston	O 27, 2011
7	70	at Ohio State	S 7, 1996
	70	at San Jose State	O 2, 2004
	70	at Baylor	S 26, 2015
10	66	at Oklahoma	S 23, 1978

FEWEST PLAYS ALLOWED

SEASON		
1	528	1948
2	548	1960

GAME

1	42	vs. Southwestern	O 5, 1946
2	43	at Houston	S 4, 1999

MOST PLAYS ALLOWED

SEASON		
1	957	2013
2	939	2007
	939	2008
3	910	1977
4	898	1976
5	884	2012

GAME

1	107	vs. Arkansas	O 31, 1981
2	103	vs. Baylor	N 13, 1976

FEWEST YARDS ALLOWED

SEASON		
1	1,670	1946

GAME

1	81	vs. Southwestern	O 5, 1946
---	----	------------------	-----------

MOST YARDS ALLOWED

SEASON		
1	6,130	2007
2	6,054	2016
3	5,879	2008
4	5,799	2018
5	5,568	2009

GAME

1	793	at Baylor	S 26, 2015
2	777	at Houston	N 28, 1992
3	748	at Houston	O 13, 1907
4	735	at Louisiana Tech	O 29, 2016
5	702	at So Miss	O 1, 2016

FEWEST FIRST DOWNS

SEASON		
1	88	1948
2	117	1960
3	126	1963

GAME

1	0	vs. Austin College	O 19, 1917
2	4	vs. Southwestern	O 5, 1946
	4	vs. Sam Houston St.	S 25, 1948

MOST FIRST DOWNS

SEASON		
1	307	2008
2	289	2007
3	283	1978
4	280	2018
5	273	2015
	273	2009
7	272	2003

GAME

1	35	vs. Houston	D 1, 1979
	35	at Houston	N 28, 1992
3	34	vs. Arkansas	O 31, 1981

FEWEST RUSHING ATT.

SEASON		
1	351	1999
2	357	1941
3	385	1960

GAME

1	11	vs. Houston	N 16, 1991
2	13	vs. Hawai'i	S 18, 2004
3	15	at Hawai'i	O 9, 1999

MOST RUSHING ATT.

SEASON		
1	701	1977
2	696	1979
3	692	1976
4	668	1974
5	667	1973
	667	1978

GAME

1	86	vs. Houston	D 1, 1979
2	81	vs. Arkansas	O 31, 1981
	81	at Texas	O 23, 1971
4	80	vs. SMU	O 20, 1973
	80	vs. Navy	O 10, 2009

FEWEST RUSHING YDS.

SEASON		
1	1,264	1953
2	1,288	1964
3	1,317	1960
4	1,323	1994
5	1,373	1999

GAME

1	0	at Tulane	N 3, 2012
2	3	vs. Houston	N 16, 1991
3	5	vs. TCU	N 22, 1952

MOST RUSHING YARDS

SEASON		
1	3,644	1978
2	3,627	1976
3	3,618	1977

GAME

1	526	at Texas A&M	O 23, 1976
2	520	vs. Houston	D 1, 1979
3	497	vs. Texas	O 26, 1974

FEWEST PASS COMP.

SEASON		
1	46	1956
2	48	1940
3	54	1957

GAME

1	0	vs. Alabama	S 24, 1955
	0	vs. SMU	O 20, 1973

MOST PASS COMP.

SEASON		
1	271	2008
2	257	2010
3	254	2007
4	245	2001
5	241	2016
6	240	2009

GAME

1	49	at Houston	N 28, 1992
2	43	vs. Houston	D 2, 1989
3	42	at Houston	N 26, 1988
	42	at Hawai'i	S 27, 2003
5	40	vs. SMU	N 10, 1990
	40	at Texas Tech	S 12, 2009

MOST PASS ATT.

SEASON		
1	478	2008
2	438	2007
3	427	2001
4	417	2010
5	414	2014

GAME

1	76	at Houston	N 28, 1992
2	70	at Hawai'i	S 27, 2003
3	64	vs. Hawai'i	N 16, 2002
4	63	vs. Houston	D 2, 1989
	63	at Texas Tech	S 12, 2009
6	62	vs. SMU	N 10, 1990
	62	vs. Southern Miss	O 18, 2008

FEWEST PASSING YDS.

SEASON		
1	637	1946
2	670	1957
3	770	1956

GAME

1	0	vs. Alabama	S 24, 1955
	0	vs. SMU	O 20, 1973
3	2	at Texas A&M	N 16, 1974

MOST PASSING YARDS

SEASON		
1	3,749	2007
2	3,644	2010
3	3,503	2008
4	3,452	2016
5	3,346	2001

GAME

1	654	at Houston	N 28, 1992
2	591	at So Miss	O 1, 2016
3	552	at WKU	S 1, 2016
4	534	at Houston	O 27, 2011
5	525	at Houston	N 26, 1988

MOST TOUCHDOWN PASSES

SEASON		
1	37	2007
2	34	2008
	34	2010
4	32	2011
5	28	2006
	28	2009

GAME

1	9	at Houston	O 26, 2011
2	8	at Texas Tech	S 12, 2009
2	7	at Houston	N 28, 1992
3	6	vs. Texas A&M	O 24, 1981
	6	at Texas A&M	O 23, 1982
	6	at Houston	N 26, 1988
	6	vs. Houston	N 16, 1991
	6	at San Jose State	O 2, 2004
	6	at Baylor	S 8, 2007
	6	vs. Texas Tech	S 15, 2007
	6	vs. Priaire View	O 22, 2016

MOST INTERCEPTIONS

SEASON

1	24	1953
2	20	1958
3	19	1970

GAME

1	9	vs. Sam Houston St.	O 4, 1941
---	---	---------------------	-----------

FEWEST INTERCEPTIONS

SEASON

1	2	2015
2	3	1988
2	3	2017
3	5	1979
	5	1994
	5	2016

MOST FUMBLES FORCED

SEASON

1	42	1978
2	41	1972
	41	1977

GAME

1	11	vs. Arkansas	N 5, 1949
2	10	vs. Baylor	N 29, 1975
	10	vs. Texas Tech	O 18, 1980

FEWEST FUMBLES FORCED

SEASON

1	8	2017
2	9	2015
3	11	2005
4	13	2000
5	14	1997

MOST FUMBLES RECOVERED

SEASON

1	33	1978
2	22	1949
	22	1951
	22	1954

GAME

1	6	vs. TCU	N 25, 1950
	6	vs. LSU	O 4, 1952
	6	vs. LSU	S 28, 1974
	6	vs. Northwestern	S 14, 1991

MOST PENALTIES

SEASON

1	110	2006
2	97	1983
3	96	1981

GAME

1	22	vs. TCU	O 8, 1977
2	19	vs. Texas	S 16, 2006
3	17	vs. Texas	S 16, 1978
	17	at Texas A&M	O 27, 1984

FEWEST PENALTIES

SEASON

1	43	1961
	43	1966
	43	1968

OPPONENT RECORDS

MOST PENALTY YARDS

SEASON

1	940	1981
	940	1983
3	880	2007

GAME

1	183	vs. Texas Tech	S 15, 2007
2	181	vs. Houston	N 28, 1992
3	174	vs. TCU	O 8, 1977

FEWEST PENALTY YARDS

SEASON

1	392	1966
2	400	1961
3	406	2017

MOST FIELD GOALS

GAME

1	5	vs. Tulane	S 10, 1994
	5	vs. Nevada	O 20, 2001

MOST PUNTS

SEASON

1	102	1941
---	-----	------

GAME

1	14	at Arkansas	N 9, 1946
	14	vs. Texas Tech	S 27, 1952

FEWEST PUNTS

SEASON

1	28	1978
---	----	------

GAME

1	0	vs. Houston	D 1, 1979
	0	vs. Texas	O 1, 1988

OPPONENT RECORDS

LOWEST PUNTING AVERAGE

SEASON		
1	33.9	1954
2	34.5	1955
3	35.6	1970

GAME		
1	0.0	at Texas O 2, 1993
2	14.0	at Tulsa O 4, 1997
3	19.8	at Baylor N 12, 1983

HIGHEST PUNTING AVERAGE

SEASON		
1	44.4	1985
2	43.2	1977
3	42.4	2012
4	42.1	2011
5	41.9	2013

GAME		
1	57.0	vs. SMU N 8, 1980
2	51.5	vs. Arkansas O 31, 1981
3	51.2	vs. Arkansas N 8, 1975
	51.2	at Air Force S 21, 1985

FEWEST PUNT RETURNS

SEASON		
1	14	2012
2	15	1962
	15	1966
4	16	1963
	16	1972
	16	2004

MOST PUNT RETURNS

SEASON		
1	51	1985
2	49	1977
3	42	1971
	42	1983

GAME		
1	8	vs. Arkansas N 3, 1979
2	7	at Texas Tech O 19, 1985

FEWEST PUNT RETURN YARDS

SEASON		
1	48	2012
2	74	1980
2	102	1966
3	121	1993

MOST PUNT RETURN YARDS

SEASON		
1	710	1985
2	454	1976
3	437	1977

FEWEST KICKOFF RETURNS

SEASON		
1	8	2017
2	16	1974
	16	1983
4	17	2018
5	20	1939
	20	1997

MOST KICKOFF RETURNS

SEASON		
1	86	2008
2	52	2007
3	50	2003
	50	2006

FEWEST KO RETURN YARDS

SEASON		
1	204	2017
2	274	2018
3	344	1983
4	406	1970
5	410	1980

MOST KO RETURN YARDS

SEASON		
1	1,603	2008
2	1,103	2003
3	1,082	2007
4	996	2006

GAME		
1	222	vs. North Texas S 27, 2008
2	194	vs. San Jose State O 2, 2004
3	183	at UTEP N 1, 2008
4	173	vs. SMU A 29, 2008
5	168	vs. La.-Lafayette S 11, 1982

RUSHING ATTEMPTS**CAREER**

1	Trevor Cobb (1989-92)	1,091
2	Chad Richardson (1996-99)	493
3	Charles Ross (2009-13)	487
4	Chad Nelson (1994-97)	486
5	Jowan Davis (2013-16)	482
6	Chase Clement (2005-08)	470
7	Darik Dillard (2013-16)	446
8	Robbie Beck (2000-03)	443
9	Kyle Herm (2000-03)	439
10	John Coleman (1972-75)	436

SEASON

1	Trevor Cobb (1991)	360
2	Trevor Cobb (1990)	283
3	Trevor Cobb (1992)	279
4	Jowan Davis (2014)	245
5	Stahle Vincent (1971)	243
6	Quinton Smith (2006)	211
	Charles Ross (2013)	211
8	Ed Bailey (2004)	208
9	Kyle Herm (2001)	205
10	Chad Richardson (1999)	203

GAME

1	Trevor Cobb vs. Iowa State (S 28, 1991)	42
2	Trevor Cobb at SMU (N 9, 1991)	41
3	Trevor Cobb vs. Houston (N 16, 1991)	40
4	Stahle Vincent vs. Baylor (N 27, 1971)	39
	Trevor Cobb at Arkansas (N 3, 1990)	39
6	Butch Robinson at Baylor (N 30, 1968)	38
	Trevor Cobb vs. Texas Tech (O 20, 1990)	38
8	Trevor Cobb at Tulane (S 21, 1991)	36

RUSHING YARDS**CAREER (Minimum of 1,500 Yards)**

1	Trevor Cobb (1989-92)	4,948
2	Charles Ross (2009-12)	2,689
3	Quinton Smith (2003-06)	2,505
4	Michael Perry (1995-96)	2,496
5	Chad Nelson (1994-97)	2,415
6	Robbie Beck (2000-03)	2,218
7	Darik Dillard (2013-16)	2,198
8	Kyle Herm (2000-03)	2,028
	Jowan Davis (2013-16)	2,028
10	Chad Richardson (1996-99)	2,024
11	Greg Henderson (2001-04)	1,995
12	Kosse Johnson (1951-53)	1,917
13	Spencer George (1993-96)	1,790
14	Dicky Maegle (1952-54)	1,773

15	Austin Walter (2015-18)	1,744
16	Chase Clement (2005-08)	1,741
17	Ed Bailey (2001-04)	1,700
18	Stahle Vincent (1969-71)	1,675
19	Yoncy Edmonds (1992-95)	1,647
20	Jamie Tyler (1998-2001)	1,642
21	Earl Cooper (1976-79)	1,583
22	Tyler Smith (2007-11)	1,573
23	John Coleman (1972-75)	1,548
24	Lorenzo Cyphers (1985-88)	1,506

SEASON

1	Trevor Cobb (1991)	1,692
2	Trevor Cobb (1992)	1,386
3	Trevor Cobb (1990)	1,325
4	Charles Ross (2013)	1,270
5	Quinton Smith (2006)	1,096
6	Michael Perry (1997)	1,034
7	Ed Bailey (2004)	1,021
8	Jowan Davis (2014)	956
9	Chad Nelson (1997)	953
10	Stahle Vincent (1971)	945

GAME (200 Yards or More)

1	Dicky Maegle vs. Alabama (J 1, 1954)	265
2	Antonio Brinkley vs. Lamar (S 28, 1985)	244
3	Trevor Cobb vs. Iowa State (S 28, 1991)	240

4	Ed Bailey vs. Hawai'i (S 18, 2004)	234
5	Chad Richardson vs. Colorado St. (O 31, 1998)	224
	Juma Otoviano vs. Old Dominion (N 24, 2018)	224
7	Trevor Cobb vs. Sam Houston State (S 26, 1992)	223
8	Trevor Cobb at Tulane (S 21, 1991)	216
9	Larry Cardwell vs. TCU (N 21, 1970)	215
	Charles Ross vs. La Tech (N16, 2013)	215
11	Trevor Cobb vs. SMU (O 10, 1992)	210
12	Trevor Cobb vs. Texas Tech (O 20, 1990)	203
	Trevor Cobb at SMU (N 9, 1991)	203

YARDS PER CARRY**CAREER (Minimum 150 Attempts)**

1	Dicky Maegle (1952-54)	6.6
2	Todd Jones (1984-87)	6.2
3	Anthony Griffin (1997-2000)	5.9
	Quinton Smith (2003-06)	5.9
5	Michael Perry (1995-98)	5.8
6	Leroy Bradley (1998-2001)	5.6
7	Charles Ross (2009-13)	5.5
8	Benji Wood (1996-97)	5.3
9	Chad Nelson (1994-97)	5.2
10	Vincent Hawkins (1999-2002)	5.1
	Austin Walter (2015-18)	5.1

SEASON (Minimum 75 Attempts)

1	Dicky Maegle (1953)	7.31
2	Thomas Lott (2003)	7.29
3	Todd Jones (1987)	7.1
4	Michael Perry (1997)	6.4
	Quinton Smith (2005)	6.4
6	Samuel Stewart (2016)	6.30
7	Dicky Maegle (1954)	6.29
8	Chad Nelson (1996)	6.26
9	Charles Ross (2013)	6.1
10	Kyle Herm (2003)	5.9

GAME (Minimum 8 Attempts)

1	Dicky Maegle vs. Alabama (J 1, 1954)	24.1
2	Vincent Hawkins vs. Tulsa (N 10, 2001)	14.4
3	Chad Nelson vs. SMU (O 19, 1996)	14.1
4	Byron Coston at Iowa State (S 24, 1994)	14.0
5	Benji Wood at Tulane (S 13, 1997)	13.6
6	Tyler Smith at Houston (O 27, 2011)	13.1

MOST 100-YARD GAMES**CAREER**

1	Trevor Cobb (1989-92)	24
---	-----------------------	----

SEASON

1	Trevor Cobb (1991)	9
2	Trevor Cobb (1992)	8
3	Charles Ross (2013)	7
4	Trevor Cobb (1990)	6
5	Yoncy Edmonds (1993)	5
	Michael Perry (1997)	5
	Ed Bailey (2004)	5
	Quinton Smith (2005)	5
	Quinton Smith (2006)	5

CONSECUTIVE

1	Trevor Cobb (1991)	6
2	Trevor Cobb (1992)	5
3	Trevor Cobb (1990)	4

MOST 200-YARD GAMES**SEASON**

1	Trevor Cobb (1991)	3
2	Trevor Cobb (1992)	2

CONSECUTIVE

1	Trevor Cobb (1991)	2
---	--------------------	---

CAREER

1	Trevor Cobb (1989-92)	6
---	-----------------------	---

LONGEST RUNS

1	Tyler Smith at Houston (O 27, 2011)	97
2	(*)Dicky Maegle vs. Alabama (J 1, 1954)	95
	Kyle Herm vs. Nevada (N 1, 2003)	95
3	King Hill at TCU (N 23, 1957)	93
4	Bob Nemir vs. Southwestern (O 6, 1945)	88
5	Byron Coston at Iowa State (S24, 1994)	87
6	Marcus Rucker at San Jose State (O 2, 2004)	86
7	George Walmsley at Arkansas (N 11, 1944)	85

(*) - This is the famous bench tackle in which Maegle was awarded distance to goal and a touchdown.

RUSHING TOUCHDOWNS**CAREER**

1	Trevor Cobb (1989-92)	38
2	Charles Ross (2009-13)	36

SEASON

1	Benjie Wood (1997)	16
2	Charles Ross (2013)	15
3	Trevor Cobb (1991)	14
4	Ed Bailey (2004)	12
	Chase Clement (2008)	12
6	Dicky Maegle (1954)	11
	Trevor Cobb (1992)	11
	Chad Nelson (1996)	11
	Chad Richardson (1999)	11
	Chad Richardson (1999)	11
	Kyle Herm (2001)	11
	Taylor McHargue (2012)	11

GAME

1	Charles Ross (N 16, 2013)	5
2	Dicky Maegle vs. Cornell (O 2, 1954)	4
	Butch Blume at Texas Tech (N 4, 1961)	4
	Lester Lehman vs. Baylor (D 2, 1967)	4
	Donald Hollas vs. Texas Tech (O 20, 1990)	4
	Benji Wood at Tulane (S 13, 1997)	4
	Robbie Beck at Fresno State (O 25, 2003)	4
	Ed Bailey vs. SMU (O 9, 2004)	4
	Jeremy Eddington vs. ECU (N 20, 2010)	4
	Nahshon Ellerbe vs. So. Miss (N 11, 2017)	4

ATTEMPTS

CAREER		
1	Chase Clement (2005-08)	1,387
2	Randy Hertel (1977-80)	1,121
3	Tommy Kramer (1973-76)	1,036
4	Taylor McHargue (2010-13)	881
5	Mark Comalander (1984-87)	753
6	Driphus Jackson (2012-15)	732
7	Nick Fanuzzi (2009-11)	704
8	Quentis Roper (1985-88)	643
9	Donald Hollas (1987-90)	606
10	Bruce Gadd (1970-72)	580

SEASON		
1	Chase Clement (2007)	508
2	Tommy Kramer (1976)	501
3	Chase Clement (2008)	490
4	Randy Hertel (1977)	356
5	Driphus Jackson (2014)	331
6	Taylor McHargue (2012)	325
7	Taylor McHargue (2013)	324
8	Bruce Gadd (1972)	322
9	Driphus Jackson (2015)	316
	Tyler Stehling (2016)	316

GAME

1	Chase Clement vs. Tulsa (N 24, 2007)	66
2	Tommy Kramer at Texas A&M (O 23, 1976)	60
3	Tommy Kramer vs. Texas (O 2, 1976)	57
4	Randy Hertel vs. Houston (N 26, 1977)	52
5	Tommy Kramer vs. Houston (N 27, 1976)	51
	Randy Hertel at Houston (D 2, 1978)	51
7	Mark Comalander vs. (N 28, 1987)	50

COMPLETIONS

CAREER		
1	Chase Clement (2005-08)	832
2	Randy Hertel (1977-80)	561
3	Tommy Kramer (1973-76)	507
4	Taylor McHargue (2010-13)	496
5	Nick Fanuzzi (2009-11)	425
6	Driphus Jackson (2012-15)	420
7	Mark Comalander (1984-87)	391
8	Donald Hollas (1987-90)	343
9	Quentis Roper (1985-88)	301
10	Bruce Gadd (1970-72)	287

SEASON

1	Chase Clement (2008)	326
2	Chase Clement (2007)	300
3	Tommy Kramer (1976)	269
4	Taylor McHargue (2012)	194
5.	Tyler Stehling (2016)	192
6	Driphus Jackson (2014)	191
7	Driphus Jackson (2015)	185
8	Bruce Gadd (1972)	170
9	Taylor McHargue (2013)	169
10	Nick Fanuzzi (2009)	162

GAME

1	Chase Clement vs. Tulsa (N 24, 2007)	40
2	Joel Armstrong vs. Troy (D 23, 2006)	35
	Chase Clement at SMU (N 10, 2007)	35
	Tyler Stehling at Charlotte (N 12, 2016)	35
5	Tommy Kramer vs. Texas (O 2, 1976)	34
	Chase Clement vs. Tulane (N 17, 2007)	34
7	Bruce Gadd vs. Clemson (S 23, 1972)	31
8	Chase Clement vs. Southern Miss (O18, 2008)	30
	Chase Clement vs. Western Mich. (D 30, 2008)	30
	Nick Fanuzzi vs. UTEP (N 5, 2011)	30

YARDS

CAREER		
1	Chase Clement (2005-08)	9,785
2	Tommy Kramer (1973-76)	6,197
3	Randy Hertel (1977-80)	6,161
4	Taylor McHargue (2010-13)	6,122
5	Driphus Jackson (2012-15)	5,912
6	Mark Comalander (1984-87)	4,810
7	Nick Fanuzzi (2009-11)	4,402
8	Donald Hollas (1987-90)	4,039
9	Quentis Roper (1985-88)	3,895
10	Bruce Gadd (1970-72)	3,454

SEASON		
1	Chase Clement (2008)	4,119
2	Chase Clement (2007)	3,377
3	Tommy Kramer (1976)	3,317
4	Driphus Jackson (2014)	2,842
5	Driphus Jackson (2015)	2,348
6	Taylor McHargue (2013)	2,345
7	Taylor McHargue (2012)	2,209
8	Bruce Gadd (1972)	2,064
9	Tyler Stehling (2016)	2,049
10	Donald Hollas (1989)	1,815

GAME

1	Chase Clement vs. Tulsa (N 24, 2007)	541
2	Chase Clement vs. Southern Miss (O 18, 2008)	444
3	Tommy Kramer vs. Houston (N 27, 1976)	409
4	Tyler Stehling vs. Prairie View (O 22, 2016)	407
5	Nick Fanuzzi vs. UTEP (N 5, 2011)	405
6	Tommy Kramer vs. Texas (O 2, 1976)	397
7	Chase Clement vs. UTEP (N 3, 2007)	395
8	Tommy Kramer vs. SMU (N 6, 1976)	386
9	Chase Clement vs. Army (N 8, 2008)	384
10	Chase Clement vs. Houston (N 29, 2008)	381

COMPLETION PERCENTAGE**CAREER (Minimum 100 Attempts)**

1	Nick Fanuzzi (2009-11)	60.3
2	Tyler Stehling (2013-16)	60.1
3	Chase Clement (2005-08)	60.0
4	Driphus Jackson (2012-15)	57.4
5	Donald Hollas (1987-90)	56.6
6	Taylor McHargue (2010-13)	56.3
7	Frank Ryan (1955-57)	56.2
8	Bert Emanuel (1992-93)	55.2
9	King Hill (1955-57)	52.0
10	Mark Comalander (1984-87)	51.9

SEASON (Minimum 75 Attempts)

1	Chase Clement (2008)	66.5
2	Nick Fanuzzi (2010)	62.7
3	Tyler Stehling (2016)	61.4
4	Nick Fanuzzi (2009)	60.0
5	Taylor McHargue (2012)	59.7
6	Chase Clement (2007)	59.1
7	Joel Armstrong (2006)	58.6
8	Driphus Jackson (2015)	58.5
9	Bert Emanuel (1993)	57.8
10	Chase Clement (2006)	57.7
	Driphus Jackson (2014)	57.7

GAME (Minimum 10 Attempts)

1	Josh LaRocca vs. Baylor (N 12, 1994)	91.7
		(11-12)

TOUCHDOWN PASSES**CAREER**

1	Chase Clement (2005-08)	99
2	Driphus Jackson (2012-15)	48
3	Taylor McHargue (2010-13)	43
4	Randy Hertel (1977-80)	38
5	Tommy Kramer (1973-76)	37
6	Driphus Jackson (2012-)	30
7	Mark Comalander (1984-87)	27

8	Michael Calhoun (1981-82)	26
9	Quentis Roper (1985-88)	23
	Josh LaRocca (1991-95)	23

SEASON

1	Chase Clement (2008)	44
2	Chase Clement (2007)	29
3	Driphus Jackson (2014)	24
4	Michael Calhoun (1981)	21
5	Tommy Kramer (1976)	21
6	Chase Clement (2006)	21
7	Driphus Jackson (2015)	18
8	Taylor McHargue (2013)	17
9	Randy Hertel (1978)	12
	Bert Emanuel (1993)	12
	Taylor McHargue (2012)	12
	Tyler Stehling (2016)	12

GAME

1	Chase Clement vs. UTEP (N 3, 2007)	6
	Chase Clement vs. SMU (A 29, 2008)	6
	Chase Clement vs. Southern Miss (O 18, 2008)	6
4	Chase Clement at Army (S 30, 2006)	5
	Chase Clement vs. UTEP (N 1, 2008)	5
	Chase Clement vs. Houston (N 29, 2008)	5
	Tyler Stehling vs. Prairie View (O 22, 2016)	5
7	Vernon Glass vs. Santa Clara (S 30, 1950)	4

	Tommy Kramer vs. Utah (S 18, 1976)	4
	Michael Calhoun vs. TCU (O 10, 1981)	4
	Michael Calhoun at Texas Tech (O 17, 1981)	4
	Michael Calhoun vs. Texas A&M (O 24, 1981)	4
	Chase Clement vs. Marshall (N 22, 2008)	4
	Taylor McHargue vs. UTEP (O 26, 2013)	4
	Driphus Jackson vs. La Tech (N29, 2014)	4

INTERCEPTIONS THROWN**CAREER**

1	Randy Hertel (1977-80)	68
2	Tommy Kramer (1973-76)	52
3	Bruce Gadd (1970-72)	45
4	Mark Comalander (1984-87)	37
5	Quentis Roper (1985-88)	36
6	Chase Clement (2005-08)	34
7	Robert Hailey (1965-67)	30
8	Donald Hollas (1987-90)	29
9	Josh LaRocca (1991-95)	25
10	Michael Calhoun (1981-82)	22

SEASON

1	Randy Hertel (1977)	24
	Randy Hertel (1979)	24
3	Bruce Gadd (1972)	22
4	Tommy Kramer (1976)	19

5	Bruce Gadd (1971)	18
	Donald Hollas (1990)	18

GAME

1	Tommy Kramer at TCU (N 22, 1975)	5
	Randy Hertel vs. Houston (N 26, 1977)	5
	Mark Comalander vs. Texas State (S 20, 1986)	5
	Joel Armstrong vs. Troy (D 23, 2006)	5

LONGEST PASS PLAYS

1	Driphus Jackson-Sam McGuffie vs. Houston (S 29, 2012)	88
	Driphus Jackson-Jordan Taylor vs. NT (O 25, 2014)	88
3	Kery Overton-Elliston Stinson at Air Force (S 21, 1985)	86
4	Kyle Herm-Ben Wiggins at SMU (N 15, 2003)	82
5	King Hill-Buddy Dial vs. Stanford (O 5, 1957)	81
	Driphus Jackson-James Mayden vs. Hawai'i (O 25, 2014)	81
7	Seven Times	80
	Tommy Kramer-James Sykes vs. Houston (N 27, 1976)	
	Mark Comalander-Chris Nixon at TCU (O 11, 1986)	
	Bert Emmanuel-Louis Balady vs. Sam Houston St. (S 26, 1992)	
	Joel Armstrong-Mike Falco vs. UCF (N 19, 2005)	
	C. Clement-Quinton Smith vs. Houston (S 2, 2006)	
	Chase Clement-Jarett Dillard vs. Army (N 8, 2008)	
	Nick Fanuzzi-Toren Dixon at ECU (O 17, 2009)	

RECEIVING

RECEPTIONS

CAREER (100 or More Receptions)

1	Jarett Dillard (2005-08)	292
2	Eric Henley (1988-91)	186
3	Jordan Taylor (2011-14)	175
4	Toren Dixon (2006-09)	161
5	James Casey (2007-08)	157
6	David Houser (1974, 1976-78)	152
7	Vance McDonald (2009-12)	119
8	Doug Cunningham (1975-78)	117
9	Ed Lofton (1973-75)	112
10	Larry Davis (1967-69)	103
11	Sam McGuffie (2010-12)	102
	Zach Wright (2013-16)	102

SEASON

1	James Casey (2008)	111
2	Jarett Dillard (2006)	91
3	Jarett Dillard (2008)	87
4	Eric Henley (1989)	81
5	Jarett Dillard (2007)	79
6	James Sykes (1976)	76
7	Austin Trammell (2018)	62
8	Doug Cunningham (1976)	57
	Jordan Taylor (2012)	57
10	David Houser (1977)	55

Jordan Taylor (2013)	55
----------------------	----

GAME

1	David Houser at Florida (N 20, 1976)	14
---	--------------------------------------	----

YARDS

CAREER

1	Jarett Dillard (2005-08)	4,138
2	Jordan Taylor (2011-14)	2,585
3	David Houser (1974, 1976-78)	2,358
4	Eric Henley (1988-91)	2,199
5	James Casey (2007-08)	1,914
6	Toren Dixon (2006-09)	1,746
7	Doug Cunningham (1975-78)	1,522
8	Vance McDonald (2009-12)	1,513
9	Dennis Parks (2012-15)	1,507
10	Melvin Robinson (1981-84)	1,409

SEASON

1	James Casey (2008)	1,329
2	Jarett Dillard (2008)	1,310
3	Jarett Dillard (2006)	1,247
4	Jarett Dillard (2007)	1,057
5	David Houser (1976)	931
6	Eric Henley (1989)	900
7	Jordan Taylor (2013)	848
8	Jordan Taylor (2014)	842

9	Jordan Taylor (2012)	826
10	David Houser (1977)	795

GAME

1	James Casey at Memphis (S 6, 2008)	208
2	David Houser at Florida (N 20, 1976)	196
3	Jordan Taylor vs. UTEP (O 26, 2013)	185
4	Doug Cunningham at TCU (O 9, 1976)	175
5	James Casey vs. Houston (N 29, 2008)	172
6	Jarett Dillard at Army (S 30, 2006)	171
7	David Houser at Texas A&M (O 23, 1976)	170
8	Ben Wiggins at SMU (N 15, 2003)	168
	Jarett Dillard vs. UTEP (N 3, 2007)	168
10	Dennis Parks at North Texas (S 19, 2015)	163

TOUCHDOWNS

CAREER

1	Jarett Dillard (2005-08)	60
2	Jordan Taylor (2011-14)	20
3	David Houser (1974, 1976-78)	18
4	James Casey (2007-08)	17
5	Eric Henley (1988-91)	16
6	Kenneth Roy (1973-76)	15
	Vance McDonald (2009-12)	15
8	Buddy Dial (1956-58)	13
	Froggy Williams (1946-49)	13

Toren Dixon (2006-09) 13

SEASON

1	Jarett Dillard (2006)	21
2	Jarett Dillard (2008)	20
3	Jarett Dillard (2007)	14
4	James Casey (2008)	13
5	Kenneth Roy (1976)	9
6	Vance McDonald (2010)	8
	Jordan Taylor (2013)	8
	Mario Hull (2014)	8
9	Bill Howton (1951)	7
	David Houser (1978)	7
	Jordan Taylor (2014)	7

GAME

1	Jarett Dillard vs. North Texas (S 27, 2008)	4
2	Bill Howton at SMU (O 20, 1951)	3
	Kenneth Roy vs. Utah (S 18, 1976)	3
	Jarett Dillard at Army (S 30, 2006)	3
	Jarett Dillard vs. UAB (O 14, 2006)	3
	Jarett Dillard at Tulsa (N 11, 2006)	3
	Jarett Dillard vs. SMU (N 25, 2006)	3
	Jarett Dillard vs. Memphis (O 20, 2007)	3
	Jarett Dillard vs. SMU (A 29, 2008)	3
	Jarett Dillard vs. Southern Miss (O 18, 2008)	3
	James Casey vs. UTEP (N 1, 2008)	3
	James Casey vs. Houston (N 1, 2008)	3
	Vance McDonald vs. Tulane (N 11, 2010)	3
	Jordan Taylor vs. Air Force (D 29, 2012)	3
	Jordan Taylor vs. UTEP (O 26, 2013)	3

DEFENSE

TACKLES

CAREER

1	O.J. Brigance (1987-90)	367
2	Dan Dawson (1998-2001)	318
	Andrew Sendejo (2006-09)	318
4	Danny Burgess (1983-86)	310
5	Richard Gray (1980-82)	306
6	Larry Izzo (1992-95)	301
7	Jason Hebert (1998-2001)	300
8	Paul Porras (2010-13)	295
9	Joe Davis (1992-95)	293
10	Travis Ortega (1997-2000)	286
	Travis Bradshaw (2008-11)	286

SEASON

1	Robert Williamson (1980)	196
2	Wayne Harpold (1982)	136
3	Randy Piel (1974)	131
4	O.J. Brigance (1988)	128
5	Rodney Norton (1974)	127
	Richard Gray (1982)	127
	Tony Barker (1991)	127
8	Larry Izzo (1995)	121
	Travis Bradshaw (2009)	121
10	Emmanuel Ellerbee (2017)	120

QUARTERBACK SACKS

CAREER

1	Brandon Green (1999-2002)	24
	Scott Solomon (2007-11)	24
3	Ndukwe Kalu (1993-96)	20
4	Brian Womac (2014-17)	17
5	John Syptak (2002-05)	16
6	Scott Solomon (2007-10)	15.5
7	Matt Sign (1989-92)	14
	Courtney Gordon (2003-06)	14

SEASON

1	Brandon Green (2001)	12
2	Brian Womac (2017)	10
3	Zach Patt (2014)	9.5
4	Scott Solomon (2011)	8.5
5	Ndukwe Kalu (1994)	8
	John Syptak (2004)	8
	Courtney Gordon (2006)	8
8	Brian Nordstrom (2014)	7.5
9	Tim Fitzpatrick (1989)	7
	Alonzo Williams (1991)	7
	Ndukwe Kalu (1995)	7
	Brandon Green (2002)	7

TACKLES FOR LOSS (INCLUDING SACKS)

CAREER

1	Larry Izzo (1992-95)	46
2	Brian Womac (2014-17)	44.5
3	Scott Solomon (2007-11)	43.5
4	Brandon Green (1999-2002)	42
5	John Syptak (2002-05)	38
6	Matt Sign (1989-92)	36
7	Alonzo Williams (1989-92)	35
8	Dan Dawson (1998-2001)	33
9	Thomas Benford (1995-98)	32
10	Rashad Reynolds (1995-98)	28

SEASON

1	Brian Womac (2017)	22
2	Brandon Green (2001)	21
3	Brian Nordstrom (2014)	19.5
4	Larry Izzo (1995)	18
5	Clenzie Pierson (1981)	16
	Larry Izzo (1994)	16
7	Rashad Reynolds (1997)	15
	John Syptak (2004)	15
	Courtney Gordon (2006)	15
10	Scott Solomon (2011)	13.5

INTERCEPTIONS

CAREER		
1	Bruce Henley (1971-73)	15
2	Huey Keeney (1945-48)	13
	Dan Dawson (1998-2001)	13
	Bryce Callahan (2011-14)	13
5	Nathan Bennett (1990-93)	11
	LaDouphyous McCalla (1994-98)	11
7	Jason Hebert (1998-2001)	10
8	Michael Downs (1977-80)	9
	Brian Patterson (1981-83)	9
	Andrew Sendejo (2006-09)	9

SEASON

1	Bruce Henley (1972)	7
	Dan Dawson (2000)	7
3	Rex Procter (1950)	6
	Bruce Henley (1971)	6
	Larry Brune (1975)	6
	David Griffin (1989)	6
	Nathan Bennett (1993)	6
	Bryce Callahan (2011)	6
8	Chris Hale (1970)	5
	Michael Downs (1978)	5
	Dwayne Holmes (1984)	5
	Tony Barker (1991)	5
	LaDouphyous McCalla (1997)	5
	Andrew Sendejo (2007)	5

GAME

1	Don Anderson vs. Texas A&M (N 15, 1947)	3
	Gerald Weatherly vs. Clemson (S 24, 1949)	3
	Carl Johnson vs. TCU (N 22, 1952)	3
	Dicky Maegle vs. Baylor (N 28, 1953)	3
	Pinky Nesbit vs. Texas A&M (N 14, 1953)	3
	Bucky Allshouse vs. TCU (N 21, 1970)	3
	Michael Downs at TCU (O 14, 1978)	3
	William McClay vs. Texas State (S 26, 1987)	3
	Dan Dawson vs. Hawai'i (O 21, 2000)	3

TOTAL OFFENSE

PLAYS

CAREER		
1	Chase Clement (2005-08)	1,857 (470-1,387)
2	Randy Hertel (1977-80)	1,363 (242-1,121)
3	Tommy Kramer (1973-76)	1,357 (321-1,036)
4	Taylor McHargue (2010-13)	1,322 (442-881)
5	Driphus Jackson (2012-15)	1,035 (303-732)
6	Quentis Roper (1985-88)	970 (327-643)
7	Mark Comalander (1984-87)	906 (153-753)
8	Nick Fanuzzi (2009-11)	849 (145-704)
9	Donald Hollas (1987-90)	841 (235-606)
10	Trevor Cobb (1989-92)	812 (812-0)

SEASON		
1	Chase Clement (2007)	652 (144-508)
2	Chase Clement (2008)	644 (154-490)
3	Tommy Kramer (1976)	562 (61-501)
4	Taylor McHargue (2012)	489 (164-325)
5	Taylor McHargue (2013)	481 (157-324)
6	Driphus Jackson (2014)	452 (121-331)
7	Driphus Jackson (2015)	424 (108-316)
8	Tyler Stehling (2016)	417 (101-316)
9	Randy Hertel (1977)	403 (56-357)
10	Michael Calhoun (1981)	401(168-233)

GAME (Rush-Pass)

1	Chase Clement vs. Tulsa (N 24, 2007)	83 (14-58)
2	Chase Clement vs. UTEP (N 3, 2007)	72 (17-66)
3	Joel Armstrong vs. Troy (N 23, 2006)	70 (16-54)

YARDS

CAREER (Rush-Pass)		
1	Chase Clement (2005-08)	11,526 (1,741-9,785)
2	Taylor McHargue (2010-13)	7,533 (1,411-6,122)
3	Driphus Jackson (2012-15)	6,722 (810-5,912)
4	Tommy Kramer (1973-76)	6,336 (139-6,197)
5	Randy Hertel (1977-80)	5,751 (-410-6,161)
6	Trevor Cobb (1989-92)	4,948 (4,948-0)
7	Quentis Roper (1985-88)	4,924 (1,029-3,895)
8	Donald Hollas (1987-90)	4,832 (793-4,039)
9	Mark Comalander (1984-87)	4,561 (-219-4,780)
10	Nick Fanuzzi (2009-11)	4,486 (84-4,402)

GAME	(Rush-Pass)
1 Chase Clement vs. Tulsa (N 24, 2007)	601 (60-541)
2 Chase Clement vs. UTEP (N 3, 2007)	491 (103-395)
3 Chase Clement vs. Memphis (O 20, 2007)	488 (124-364)
4 Taylor McHargue vs. Marshall (S 22, 2012)	467 (153-314)
5 Chase Clement vs. USM (O 18, 2008)	466 (22-444)
6 Chase Clement vs. Army (N 8, 2008)	459 (87-372)
7 Chase Clement vs. Houston (N 29, 2008)	439 (58-381)
8 Tyler Stehling vs. Prairie View (O 22, 2016)	405 (-2-407)
9 Tommy Kramer vs. SMU (N 6, 1976)	398 (12-386)
Chase Clement vs. Memphis (S 6, 2008)	398 (318-80)

SEASON	(Rush-Pass)
1 Chase Clement (2008)	4,812 (693-4,119)
2 Chase Clement (2007)	3,912 (538-3,377)
3 Tommy Kramer (1976)	3,272 (-45-3,317)
4 Driphus Jackson (2014)	3,243 (401-2,842)
5 Taylor McHargue (2012)	2,874 (665-2,209)
6 Taylor McHargue (2013)	2,809 (464-2,345)
7 Tyler Stehling (2016)	2,358 (308, 2049)
8 Donald Hollas (1989)	2,246 (431-1,815)
9 Bert Emanuel (1992)	2,238 (680-1,558)
10 Kyle Herm (2001)	2,018 (897-1,121)

TOUCHDOWNS

CAREER	(Rush-Pass)
1 Chase Clement (2005-08)	124 (25-99)
2 Taylor McHargue (2010-)	60 (17-43)
3 Tommy Kramer (1973-76)	48 (11-37)
4 Randy Hertel (1977-80)	42 (5-37)
5 Trevor Cobb (1989-92)	38 (38-0)
6 Mark Comalander (1984-87)	36 (9-27)
Charles Ross (2009-13)	36 (36-0)
8 Kyle Herm (2000-03)	35 (18-17)
9 Donald Hollas (1987-90)	34 (19-15)
Bert Emanuel (1992-93)	34 (11-23)
Robbie Beck (2000-03)	34 (34-0)

SEASON	(Rush-Pass)
1 Chase Clement (2008)	56 (12-44)
2 Chase Clement (2007)	37 (8-29)
3 Tommy Kramer (1976)	25 (4-21)
Chase Clement (2006)	25 (4-21)
Driphus Jackson	25 (1-24)
6 Taylor McHargue (2012)	23 (11-12)
7 Michael Calhoun (1981)	22 (1-21)
Taylor McHargue (2013)	22 (5-17)
9 Donald Hollas (1990)	19 (11-8)
Kyle Herm (2001)	19 (11-8)

GAME	(Rush-Pass)
1 Chase Clement vs. UTEP (N 3, 2007)	8 (2-6)
2 Griff Vance vs. SMU (N 17, 1916)	6 (6-0)
3 Donald Hollas vs. Texas Tech (O 20, 1990)	5 (4-1)
Greg Henderson vs. Hawai'i (S 18, 2004)	5 (3-2)
Chase Clement at Army (S 30, 2006)	5 (5-0)
Chase Clement vs. Memphis (O 20, 2007)	5 (1-4)
Tyler Stehling vs. Prairie View (O 22, 2016)	5 (0-5)

ALL-PURPOSE YARDS

TOTAL YARDS		
CAREER	(Rush-Rec-Return)	
1 Trevor Cobb (1989-92)	6,512	(4948-892-672)
2 Michael Perry (1995-98)	5,582	(2496-219-2867)
3 Jarett Dillard (2005-08)	4,169	(-2 -4138-33)
4 Austin Walter (2015-18)	4,095	(1744-803-1548)
5 Charles Ross (2009-13)	3,772	(2580-277-915)
6 Eric Henley (1988-91)	3,405	(337-2199-869)
7 James Sykes (1973-76)	3,284	(1099-785-1400)
8 Quinton Smith (2003-06)	3,055	(2505-448-102)
9 Earl Cooper (1976-79)	2,784	(1583-802-399)
10 Dicky Maegle (1952-54)	2,747	(1771-317-659)

SEASON (Rush-Rec-Return)

1	Trevor Cobb (1991)	1,844 (1692-136-16)
2	Michael Perry (1997)	1,784 (1034-44-706)
3	Trevor Cobb (1990)	1,674 (1325-312-37)
4	James Casey (2008)	1,682 (241-1329-112)
5	Trevor Cobb (1992)	1,669 (1386-283-0)
6	Quinton Smith (2006)	1,608 (1096-410-102)
7	Austin Walter (2018)	1,580 (564-525-491)
8	Michael Perry (1996)	1,561 (656-9-896)
9	James Sykes (1976)	1,550 (435-653-462)
10	Dicky Maegle (1954)	1,512 (905-198-409)

GAME (Rush-Rec-Return)

1	Trevor Cobb vs. Iowa State, (S 28, 1991)	295 (240-39-16)
2	Jeremy Eddington at UTEP (N 24, 2012)	279 (59-10-210)
3	Trevor Cobb vs. Wake Forest (S 1, 1990)	271 (175-75-21)
4	Michael Perry vs. Texas (S 27, 1997)	269 (211-0-58)
5	Austin Walter at Wake Forest (S 29, 2018)	266 (165-32-69)
6	Dicky Maegle vs. Alabama (J 1, 1954)	265 (265-0-0)
7	Charles Ross at Tulane (N 13, 2010)	264 (3-0-261)

8	Antonio Brinkley vs. Lamar (S 28, 1985)	255 (244-11-0)
9	Austin Walter at Hawai'i (S 8, 2018)	254 (25-82-147)
10	Michael Perry at Texas (O 7, 1995)	252 (123-7-122)

TOTAL PLAYS**CAREER (Rush-Rec-Return)**

1	Trevor Cobb (1989-92)	1,223 (1091-94-38)
2	Michael Perry (1995-98)	598 (428-14-156)
3	Charles Ross (2009-13)	549 (477-35-37)
4	Earl Cooper (1976-79)	529 (407-101-21)
5	Austin Walter (2015-18)	495 (345-79-71)
6	Quinton Smith (2003-06)	478 (422-50-6)
7	Lorenzo Cyphers (1985-88)	477 (401-75-1)
8	John Coleman (1972-75)	460 (436-24-0)
9	Stahle Vincent (1969-71)	450 (430-20-0)
	Spencer George (1993-96)	450 (419-24-7)

SEASON (Rush-Rec-Return)

1	Trevor Cobb (1991)	375 (360-14-1)
2	Trevor Cobb (1990)	321 (283-36-2)
3	Trevor Cobb (1992)	301 (279-22-0)
4	Stahle Vincent (1971)	260 (243-17-0)
5	Quinton Smith (2006)	257 (211-40-6)
6	Trevor Cobb (1989)	226 (169-22-35)
7	Charles Ross (2013)	216 (211-5-0)
8	Calvin Fance (1980)	211 (192-19-0)
9	Kevin Trigg (1983)	209 (198-10-1)
10	Kyle Herm (2001)	205 (205-0-0)

GAME

1	Trevor Cobb vs. Iowa State (S 28, 1991)	47
2	Trevor Cobb vs. Houston (D 2, 1989)	46
3	Trevor Cobb at SMU (N 9, 1991)	41
4	Trevor Cobb at Arkansas (N 3 1990)	40
	Trevor Cobb vs. Houston (N 16, 1991)	40
	Trevor Cobb at TCU (O 24, 1992)	40

KICKOFF RETURNS**CAREER**

1	Michael Perry (1995-98)	109
2	Quentis Roper (1985-88)	73
3	Austin Walter (2015- 18)	71
4	Ja'Corey Shepherd (2005-08)	68
5	Sean White (1999-2002)	62
6	James Sykes (1973-76)	52
7	Chuck Latourette (1964-66)	45
8	Shane Turner (2009-10)	44
9	Mike Falco (2003-06)	41
10	Andray Downs (2003-06)	39

SEASON

1	Ja'Corey Shepherd (2008)	41
2	Shane Turner (2009)	37
3	Quentis Roper (1986)	34
4	Trevor Cobb (1989)	33
5	Michael Perry (1997)	31
	Michael Perry (1998)	31
7	Austin Walter (2015)	30
8	Ja'Corey Shepherd (2007)	27
	Andy Erickson (2010)	27
10	Vince Courville (1982)	26

RETURNS

GAME

1	Trevor Cobb vs. Houston (D 2, 1989)	11
2	Clint Hatfield at Fresno State (N 3, 2001)	9
	Austin Walter vs. Southern Miss (N 14, 2015)	9
4	Andray Downs at San Jose St. (O 2, 2004)	8
	Shane Turner vs. Navy (O 10, 2009)	8

KICKOFF RETURN YARDS**CAREER**

1	Michael Perry (1995-98)	2,366
2	Quentis Roper (1985-88)	1,683
3	Austin Walter (2015-18)	1,548
4	James Sykes (1973-76)	1,398
5	Ja'Corey Shepherd (2005-08)	1,358
6	Sean White (1999-2002)	1,155
7	Shane Turner (2009-10)	1,021
8	Carl Swierc (1971-73)	910
9	Gene Fleming (1962-64)	885
10	Chuck Latourette (1964-66)	872

SEASON

1	Ja'Corey Shepherd (2008)	885
2	Shane Turner (2009)	881
3	Quentis Roper (1986)	795
4	Michael Perry (1997)	680
5	Michael Perry (1998)	669
6	Austin Walter (2015)	622
7	James Sykes (1973)	601
8	Trevor Cobb (1989)	598
9	Michael Perry (1996)	596
10	Andy Erickson (2010)	564

GAME

1	Charles Ross at Tulane (N 13, 2010)	261
2	Jeremy Eddington at UTEP (N 24, 2012)	210
3	Shane Turner at UAB (S 5, 2009)	200
4	Shane Turner vs Navy (O 10, 2009)	196
5	Andray Downs at San Jose State (O 2, 2004)	189
6	Clint Hatfield at Fresno State (N 3, 2001)	182
7	Austin Walter vs. Southern Miss (N14, 2015)	176
8	Michael Perry at Texas (S 26, 1998)	170
9	Trevor Cobb vs. Houston (D 2, 1989)	166
10	Quentis Roper vs. Texas State (S 20, 1986)	162
	Michael Perry at Ohio State (S 7, 1996)	162

LONGEST KICKOFF RETURN**GAME**

1	Macon Hughes vs. TCU (N 21, 1970)	99
	Carl Swierc at TCU (N 24, 1973)	99
	James Sykes vs. Montana (S 22, 1973)	99
4	Gene Fleming vs. Texas A&M (N 16, 1963)	98
	James Sykes vs. Montana (S 22, 1973)	98

PUNT RETURNS**CAREER**

1	Huey Keeney (1945-48)	81
2	Horton Nestrsta (1951-53)	69
3	Eric Henley (1988-91)	61
4	Michael Perry (1995-98)	47
5	David Ferguson (1963-65)	43
6	Bruce Henley (1971-73)	40
	LaDouphyous McCalla (1994-98)	40

SEASON

1	Horton Nestrsta (1952)	44
2	David Ferguson (1964)	34
3	Michael Perry (1996)	25
4	Chuck Latourette (1966)	23

GAME

1	Horton Nestrsta at UCLA (O 11, 1952)	8
	Mario Hull vs. Memphis (O 8, 2011)	8

PUNT RETURN YARDS**CAREER**

1	Horton Nestrsta (1951-53)	893
2	Huey Keeney (1945-48)	893
3	Michael Perry (1995-98)	501
4	David Ferguson (1963-65)	487
5	Bruce Henley (1971-73)	442

SEASON

1	Horton Nestrsta (1952)	536
2	David Ferguson (1964)	381
3	Horton Nestrsta (1951)	315
4	Michael Perry (1996)	300
5	Dicky Maegle (1954)	293

GAME

1	Rex Procter vs. New Mexico (O 8, 1949)	142
---	--	-----

LONGEST PUNT RETURN

1	Fred Jacobs vs. TCU (N 21, 1942)	92
2	Dicky Maegle at Baylor (N 27, 1954)	91
3	LaDoughyous McCalla vs. TCU (N 8, 1997)	84

LONGEST INTERCEPTION RETURN

1	Preston Anderson at Ga. Tech (S 30, 1972)	99
2	W.E. Brown vs. TCU (O 30, 1915)	92
3	Larry Brune at Houston (S 13, 1975)	86
4	Brian Patterson vs. Texas A&M (O 22, 1983)	85

INTERCEPTION RETURN YARDS

CAREER

1	Dan Dawson (1998-2001)	352
2	Huey Keeney (1945-48)	200
3	Sean Washington (1991-93)	199
4	Bruce Henley (1971-73)	197
5	Nathan Bennett (1990-93)	190
	LaDoughyous McCalla (1994-98)	190
7	Brian Patterson (1981-83)	179
8	Pinky Nesbit (1952-54)	176
9	Rex Procter (1949-50)	170

SEASON

1	Dan Dawson (2000)	206
2	Sean Washington (1992)	153
3	Rex Procter (1950)	150
4	Nathan Bennett (1993)	123
5	Bruce Henley (1971)	109
6	Larry Brune (1975)	104
7	Jason Hebert (1999)	103
8	Brian Patterson (1983)	102
9	Pinky Nesbit (1953)	94

GAME

1	Dan Dawson vs. SMU (N 4, 2000)	113
---	--------------------------------	-----

TOTAL POINTS

CAREER

1	Jarett Dillard (2005-08)	360
2	Chris Boswell (2010-13)	359
3	Trevor Cobb (1989-92)	260
4	Clark Fangmeier (2006-2009)	254
5	Charles Ross (2009-13)	216
6	Robbie Beck (2000-03)	210
7	Brennan Landry (2002-05)	184
8	Derek Crabtree (1998-2001)	167
9	Chase Clement (2005-08)	162
10	Froggy Williams (1947-49)	156
	Darik Dillard (2013-16)	156

SEASON

1	Jarett Dillard (2006)	126
2	Jarett Dillard (2008)	120
3	James Casey (2008)	116
4	Chris Boswell (2012)	114
5	Benji Wood (1997)	96
6	Trevor Cobb (1992)	92
	Charles Ross (2013)	92
8	Clark Fangmeier (2008)	91
9	Chris Boswell (2013)	89
10	Trevor Cobb (1991)	84
	Jarett Dillard (2007)	84

GAME

1	Griff Vance vs. SMU (N 17, 1916)	36 (6 TDs)
2	Butch Blume at Texas Tech (N 4, 1961)	30 (4 TDs, 6 PATs)

TOUCHDOWNS

CAREER

1	Jarett Dillard (2005-08)	60
2	Trevor Cobb (1989-92)	43
3	Charles Ross (2009-13)	36
4	Robbie Beck (2000-03)	35
5	James Casey (2007-08)	28
6	Chase Clement (2005-08)	26
	Darik Dillard (2013-16)	26
8	Chad Nelson (1994-97)	24
9	Ed Bailey (2001-04)	23
10	Dicky Maegle (1952-54)	22
	Benji Wood (1996-97)	22

SEASON

1	Jarett Dillard (2006)	21
2	Jarett Dillard (2008)	20
3	James Casey (2008)	19
4	Benji Wood (1997)	16
	Charles Ross (2013)	16
6	Trevor Cobb (1992)	15

SCORING

7	Trevor Cobb (1991)	14
	Jarett Dillard (2007)	14
9	Ed Bailey (2004)	13
	Chase Clement (2008)	13

GAME

1	Griff Vance vs. SMU (N 17, 1916)	6
2	Charles Ross vs. La Tech (N 16, 2013)	5
3	Dicky Maegle vs. Cornell (O 2, 1954)	4
	Butch Blume at Texas Tech (N 4, 1961)	4
	Lester Lehman vs. Baylor (D 2, 1967)	4
	Donald Hollas vs. Texas Tech (O 20, 1990)	4
	Benji Wood at Tulane (S 13, 1997)	4
	Robbie Beck at Fresno State (O 25, 2003)	4
	Ed Bailey, vs. SMU (O 9, 2004)	4
	Jarett Dillard vs. North Texas (S 27, 2008)	4
	Jeremy Eddington vs. ECU (N 20, 2010)	4
	Nahshon Ellerbe vs. So. Miss (O 11, 2017)	4

KICKING

FIELD GOALS ATTEMPTED

CAREER

1	Chris Boswell (2010-13)	88
2	Mark Williams (1970-72)	57
3	Clark Fangmeier (2006-09)	48
4	James Hamrick (1983-85)	47
5	Brennan Landry (2002-05)	40
6	Clint Parsons (1987-90)	36
	Haden Tobola (2015-18)	36
8	Derek Crabtree (1998-2001)	33
9	Alan Pringle (1973-74)	27

SEASON

1	Chris Boswell (2012)	29
2	Mark Williams (1972)	27
3	Mark Williams (1971)	22
	James Hamrick (1985)	22

FIELD GOALS MADE

CAREER

1	Chris Boswell (2010-13)	65
2	James Hamrick (1983-85)	33
3	Mark Williams (1970-72)	30
4	Clark Fangmeier (2006-09)	28
5	Derek Crabtree (1998-2001)	27
6	Haden Tobola (2015-16)	26

7	Clint Parsons (1987-90)	24
8	Brennan Landry (2002-05)	22
9	Alan Pringle (1973-74)	19
10	Darrell Richardson (1991-92)	14

SEASON

1	Chris Boswell (2012)	23
2	James Hamrick (1985)	17
	Chris Boswell (2011)	17
4	Mark Williams (1972)	15
5	Chris Boswell (2013)	14
6	Mark Williams (1971)	13
	Clint Parsons (1990)	13
8	Alan Pringle (1973)	12
	Matt Huelsman (1994)	12
10	James Hamrick (1984)	11
	Chris Boswell (2010)	11

GAME

1	Chris Boswell vs. SMU (N 17, 2012)	5
2	Joel Baxter vs. TCU (O 10, 1981)	4
	Matt Huelsman at TCU (O 29, 1994)	4
	Chris Boswell at North Texas (S 11, 1994)	4
	Chris Boswell at Kansas (S 8, 2012)	4
6	James Hamrick at Texas (O 5, 1985)	3
	James Hamrick at Texas Tech (O 19, 1985)	3
	James Hamrick vs. Arkansas (N 2, 1985)	3
	Clint Parsons at Notre Dame (N 5, 1988)	3

	Sammy Hartman vs. TCU (O 14, 1989)	3
	Johnny Bagwell vs. Houston (N 26, 1993)	3
	Derek Crabtree at Air Force (N 21, 1998)	3
	Luke Juist at Tulsa (O 30, 2004)	3

FIELD GOAL PERCENTAGE

CAREER

(Minimum 20 Att.)

1	Derek Crabtree (1998-2001)	81.8 (27-33)
2	Chris Boswell (2010-13)	73.9 (65-88)
3	Haden Tobola (2015-18)	72.2 (26-36)
4	Alan Pringle (1973-74)	70.4 (19-27)
5	James Hamrick (1983-86)	70.2 (33-47)
6	Clint Parsons (1987-90)	66.7 (24-36)
7	Darrell Richardson (1991-92)	63.6 (14-22)

SEASON

(Minimum 9 Att.)

1	Haden Tobola (2018)	90.9 (10-11)
2	Derek Crabtree (1999)	88.9 (8-9)
3	Clint Parsons (1990)	86.7 (13-15)
4	Chris Boswell (2011)	81.0 (17-21)
5	Alan Pringle (1973)	80.0 (12-15)
	Alvaro Arenas (1975)	80.0 (8-10)
7	Chris Boswell (2012)	79.3 (23-29)
8	James Hamrick (1985)	77.3 (17-22)
9	Joel Baxter (1981)	75.0 (9-12)
10	Sammy Hartman (1989)	72.7 (8-11)
	Darrell Richardson (1992)	72.7 (8-11)

Clark Fangmeier (2006) 72.7 (8-11)

LONGEST FIELD GOALS

(50 Yards or More)

1	James Hamrick at Texas Tech (O 19, 1985)	57
	Chris Boswell at La. Tech (S 15, 2012)	57
3	Chris Boswell vs. SMU (N 17, 2012)	56
	Chris Boswell vs. Kansas (S14, 2013)	56
5	James Hamrick at SMU (N 5, 1983)	55
6	James Hamrick at Air Force (S 21, 1985)	54
	Chris Boswell vs. Tulane (N 19, 2011)	54
8	Joel Baxter vs. Baylor (N 13, 1982)	53
	James Hamrick at Texas (O 5, 1985)	53
	Luke Juist vs. Navy (O 22, 2005)	53
	Chris Boswell vs. UCLA (A 30, 2012)	53
	Chris Boswell vs. SMU (N 17, 2012)	53
13	Robert Hubble vs. LSU (S 27, 1980)	52
	Mike Ruff at Texas Tech (O 21, 1995)	52
	Scott Grimes at Houston (S 4, 1999)	52
	Derek Crabtree at SMU (N 24, 2001)	52
17	James Hamrick at Houston (D 1, 1984)	51
	Glen Ray Hines at Indiana (S 12, 1987)	51
	Chris Boswell at Houston (O 27, 2011)	51
	Chris Boswell vs. Tulane (N 19, 2011)	51
	Chris Boswell vs. SMU (N 17, 2012)	51
	Chris Boswell at UTEP (N 24, 2012)	51
	Haden Tobola at LSU (N 17, 2018)	51

24	Max Webb vs. TCU (N 19, 1960)	50
	Chris Boswell at North Texas (S 11, 2010)	50
	Chris Boswell at North Texas (S 11, 2010)	50
	Chris Boswell at NMSU (O 19, 2013)	50

PATS ATTEMPTED

CAREER

1	Clark Fangmeier (2006-09)	181
2	Chris Boswell (2010-13)	172
3	Brennan Landry (2002-05)	124
4	Derek Crabtree (1998-2001)	89
5 (*)	Froggy Williams (1946-49)	75
6	Darrell Richardson (1991-92)	65
	Haden Tobola (2015-18)	65
8	Wes Hansen (1976-79)	62
9	Mike Ruff (1994-96)	55
10	Scott Grimes (1996-99)	53

(*) - PAT attempts unavailable.

Only PATs Made included.

SEASON

1	Clark Fangmeier (2008)	73
2	Chris Boswell (2013)	49
3	Clark Fangmeier (2007)	47
	Chris Boswell (2012)	47
5	Chris Boswell (2010)	44
6	Scott Grimes (1997)	39
7	Mike Ruff (1996)	36
8	Darrell Richardson (1992)	35
	Johnny Bagwell (1993)	35
	Clark Fangmeier (2006)	35

PATS MADE

CAREER

1	Clark Fangmeier (2006-09)	179
2	Chris Boswell (2010-13)	164
3	Brennan Landry (2002-05)	118
4	Derek Crabtree (1998-2001)	86
5	Froggy Williams (1946-49)	75
6	Darrell Richardson (1991-92)	62
7	Haden Tobola (2015-18)	61
8	Wes Hansen (1976-79)	58
9	Mike Ruff (1994-96)	55
10	Mark Williams (1970-72)	49

SEASON

1	Clark Fangmeier (2008)	73
2	Chris Boswell (2013)	47
3	Clark Fangmeier (2007)	46
4	Chris Boswell (2012)	45
5	Chris Boswell (2010)	41
6	Mike Ruff (1996)	36
7	Johnny Bagwell (1993)	35
	Clark Fangmeier (2006)	35
9	Darrell Richardson (1992)	34
10	Brennan Landry (2003)	34

GAME

1	Clark Fangmeier vs. North Texas (S 27, 2008)	11
2	Derek Crabtree vs. Tulsa (N 10, 2001)	8
	Clark Fangmeier vs. UTEP (N 3, 2007)	8
	Clark Fangmeier vs. SMU (A 29, 2008)	8
	Clark Fangmeier vs. Houston (N 29, 2008)	8
	Chris Boswell, vs. ECU, (N 20, 2010)	8
	Haden Tobola vs. Prairie View (O 22, 2016)	8
7	Johnny Bagwell vs. Iowa State (S 25, 1993)	7
	Derek Crabtree vs. San Jose State (O 16, 1999)	7
	Brennan Landry vs. Nevada (N 1, 2003)	7
	Brennan Landry at LA Tech (N 27, 2003)	7
	Brennan Landry at San Jose State (O 2, 2004)	7
	Clark Fangmeier at UTEP (N 1, 2008)	7
	Chris Boswell vs. LA Tech (N 16, 2013)	7

PUNTING

PUNTS

CAREER

1	Dale Walters (1980-83)	287
2	Huey Keeney (1945-48)	236
3	Kyle Martens (2008-11)	230
4	Travis Hale (1999-2002)	231
5	Mike Landrum (1973-75)	228
6	Tucker Phillips (1992-96)	220
7	Steve Gleaves (1977-79)	217
8	Jack Fox (2015-18)	212
9	Kosse Johnson (1951-53)	205

SEASON

1	Steve Gleaves (1977)	86
2	Mike Landrum (1973)	84
3	Bucky Allshouse (1969)	83
4	Kosse Johnson (1951)	82
	Kosse Johnson (1952)	82
	Dale Walters (1983)	82

GAME

1	Kosse Johnson at TCU (N 24, 1951)	12
	Kosse Johnson vs. LSU (O 4, 1952)	12
	Bucky Allshouse vs. LSU (S 27, 1969)	12
	Bucky Allshouse at Texas (O 25, 1969)	12
	Bobby Schrader vs. Houston (D 2, 1989)	12

Jack Fox vs. UAB, (O 13, 2018) 12

YARDS

CAREER

1	Dale Walters (1980-83)	11,242
2	Kyle Martens (2008-11)	9,890
3	Travis Hale (1999-2002)	9,387
4	Jack Fox (2015-18)	9,207
5	Mike Landrum (1973-75)	9,043
6	Tucker Phillips (1992-96)	9,002
7	Huey Keeney (1945-48)	8,949
8	Steve Gleaves (1977-79)	8,506
9	James Farrimond (2012-15)	8,386
10	Jared Scruggs (2003-06)	8,276

SEASON

1	Jack Fox (2018)	3,636
2	Dale Walters (1983)	3,452
3	Kyle Martens (2011)	3,403
4	Mike Landrum (1973)	3,323
5	Steve Gleaves (1977)	3,296

PUNTING AVERAGE

CAREER

1	Jack Fox (2015-18)	43.4
2	Kyle Martens (2008-11)	43.0
3	James Farrimond (2012-15)	42.4
4	Jared Scruggs (2003-06)	41.4
5	Tucker Phillips (1992-96)	40.9
6	Travis Hale (1999-2002)	40.6
7	Steve Kidd (1983-86)	40.4
8	Mark Williams (1970-72)	40.0
9	Mike Landrum (1973-75)	39.7
10	Steve Gleaves (1977-79)	39.20
11	Dale Walters (1980-83)	39.17

SEASON

1	Kyle Martens (2010)	45.98
2	Steve Kidd (1985)	45.94
3	Tucker Phillips (1996)	45.91
4	Jared Scruggs (2003)	45.90
5	Jack Fox (2018)	45.5
6	Jack Fox (2017)	44.21
7	Mark Bundage (2009)	44.19
8	Tucker Phillips (1995)	43.6
	Kyle Martens (2009)	43.6
	Kyle Martens (2011)	43.6

GAME (Minimum 5 Attempts)

1	Jared Scruggs vs. Tulsa (N 8, 2003)	52.4
2	Tucker Phillips at BYU (N 9, 1996)	51.4
3	James Farrimond at UTEP (N 6, 2015)	51.2
4	Kyle Martens vs. Purdue (S 9, 2011)	50.1
5	Kyle Martens vs. Tulsa (O 3, 2009)	50.0
	Kyle Martens vs. Northwestern (S 18, 2010)	50.0
7	Steve Kidd at Texas (O 5, 1985)	49.7
	Jared Scruggs vs. UTEP (O 29, 2005)	49.7
9	Travis Hale at Boise State (N 9, 2002)	49.6
10	Huey Keeney vs. Baylor (N 30, 1946)	49.4

LONGEST PUNTS

1	Dale Walters vs. Arkansas (O 31, 1981)	84
2	Tommy Lewis at Texas A&M (O 23, 1976)	80
	Dale Walters at Arkansas (O 30, 1982)	80
	Clint Parsons at TCU (O 13, 1990)	80

RUSHING LEADERS

Year	Player	Att.	Yards	Avg.	TD	LP
1951	Teddy Riggs	114	639	5.6	4	—
1952	Kosse Johnson	108	592	5.5	-	—
1953	Kosse Johnson (*)	187	944	5.1	-	—
1954	Dicky Maegle (*)	144	905	6.3	11	—
1955	Jerry Hall	55	255	4.6	1	—
1956	Raymond Chilton	92	405	4.4	2	—
1957	King Hill	90	446	5.0	5	—
1958	Pat Bailey	63	342	5.4	2	—
1959	Bill Bucek	117	511	4.3	4	—
1960	Robert Wayt	83	392	4.7	2	21
1961	Roland Jackson	88	415	4.4	5	18
1962	Paul Piper	85	387	4.5	3	—
1963	Paul Piper	128	475	3.7	3	—
1964	Gene Fleming	103	395	3.8	1	81
1965	Lester Lehman	101	422	4.2	1	—
1966	Robby Shelton	150	607	4.1	6	51
1967	Terry Shelton	133	651	4.9	5	42
1968	Terry Conley	182	681	3.8	8	20
1969	Mike Spruill	101	440	4.4	8	64
1970	Stahle Vincent	91	453	5.0	1	55
1971	Stahle Vincent	243	945	3.9	3	53
1972	Gary Ferguson	160	639	4.0	1	37
1973	Gary Ferguson	99	385	3.9	1	21
1974	Gary Ferguson	117	417	3.8	1	30
1975	John Coleman	172	782	4.6	3	22
1976	James Sykes	100	435	4.4	5	39

Year	Player	Att.	Yards	Avg.	TD	LP
1978	Earl Cooper	95	350	3.7	3	24
1979	Earl Cooper	146	536	3.7	5	70
1980	Calvin Fance	192	730	3.8	4	35
1981	Tim Sanders	116	408	3.5	0	15
1982	Tim Sanders	111	379	3.4	0	16
1983	Kevin Trigg	198	579	2.9	3	29
1984	Larry Collins	88	358	4.1	1	16
1985	Antonio Brinkley	168	860	5.1	4	73
1986	Marc Scott	94	325	3.5	2	23
1987	Lorenzo Cyphers	170	751	4.4	5	48
1988	Lorenzo Cyphers	163	516	3.2	3	16
1989	Trevor Cobb	169	545	3.2	3	32
1990	Trevor Cobb	283	1325	4.7	10	62
1991	Trevor Cobb (*)	360	1692	4.7	14	79
1992	Trevor Cobb (*)	279	1386	5.0	11	64
1993	Yoncy Edmonds	199	941	4.7	7	50
1994	Spencer George	185	804	4.3	4	54
1995	Yoncy Edmonds	84	490	5.8	2	75
1996	Chad Nelson	128	801	6.3	11	56
1997	Michael Perry (^)	162	1034	6.4	10	66
1998	Chad Richardson	181	746	4.1	6	60
1999	Chad Richardson	203	831	4.1	11	60
2000	Jamie Tyler	95	400	4.2	5	39
2001	Kyle Herm	205	897	4.4	11	42
2002	Robbie Beck	120	601	5.0	8	47
2003	Thomas Lott	98	714	7.3	3	49

Year	Player	Att.	Yards	Avg.	TD	LP
2004	Ed Bailey	208	1021	4.9	12	41
2005	Quinton Smith	140	902	6.4	5	58
2006	Quinton Smith	211	1096	5.2	10	69
2007	Chase Clement	144	535	3.7	8	59
2008	C.J. Ugokwe	167	809	4.8	2	47
2009	Charles Ross	97	491	5.1	11	54
2010	Sam McGuffie	197	883	4.5	6	50
2011	Tyler Smith	155	860	5.5	5	97#
2012	Charles Ross	147	800	5.4	5	64
2013	Charles Ross	211	1280	6.1	15+	48
2014	Jowan Davis	245	956	3.9	6	54
2015	Darik Dillard	135	698	5.2	5	34
2016	Samuel Stewart	76	479	6.3	3	42
2017	Nahshon Ellerbe	85	437	4.8	6	26
2018	Austin Walter	133	564	4.2	4	62

(*) Led SWC in rushing

(^) Led WAC in rushing

(#) School and C-USA record

PASSING LEADERS

Year	Player	Comp.-Att.	Pct.	Yds.	TD-Int.	LP
1951	Dan Drake	51-109	48.8	859	11-9	—
1952	Dan Drake	49-129	38.0	630	4-9	—
1953	Leroy Fenstermaker	21-58	36.2	328	0-3	—
1954	Pinky Nisbet	37-62	59.7	419	3-4	—
1955	Pinky Nisbet	25-49	51.0	339	1-4	—
1956	Frank Ryan	60-109	55.0	704	4-7	—
1957	King Hill	44-82	53.7	798	4-5	—
1958	Alvin Hartman	22-51	43.1	429	5-5	—
1959	Bill Bucek	20-55	36.4	259	1-4	—
1960	Billy Cox	45-80	56.3	510	3-7	—
1961	Randall Kerbow	37-79	46.8	505	3-6	—
1962	Randall Kerbow	53-143	37.1	703	7-14	—
1963	Walter McReynolds	53-117	45.3	728	7-7	65
1964	Walter McReynolds	58-111	52.2	675	8-8	34
1965	David Ferguson	44-109	40.4	584	1-7	—
1966	Robert Hailey	72-149	48.3	859	2-12	42
1967	Robert Hailey	111-222	50.0	1437	6-16	—
1968	Robby Shelton	53-109	48.6	594	2-10	—
1969	Stahle Vincent	51-100	51.0	556	3-7	—
1970	Philip Wood	39-112	34.8	489	5-9	—
1971	Bruce Gadd	87-180	48.3	1061	6-18	53
1972	Bruce Gadd (*)	171-323	52.6	2075	11-22	37
1973	Tommy Kramer	58-139	41.7	705	2-7	53
1974	Tommy Kramer	67-170	39.4	857	6-10	55
1975	Tommy Kramer (*)	113-226	50.0	1328	8-16	41
1976	Tommy Kramer (^)	269-501	53.7	3317	21-19	80

Year	Player	Comp.-Att.	Pct.	Yds.	TD-Int.	LP
1977	Randy Hertel	156-356	43.8	1620	9-24	—
1978	Randy Hertel	156-279	55.9	1677	12-11	—
1979	Randy Hertel (*)	147-294	50.0	1652	7-24	68
1980	Randy Hertel	102-192	53.1	1212	10-9	41
1981	Michael Calhoun	98-233	42.1	1480	21-15	45
1982	Doug Johnson	79-162	48.8	936	6-14	45
1983	Philip Money	97-197	49.2	1131	4-11	42
1984	Kerry Overton (*)	117-271	43.2	1593	7-16	75
1985	Mark Comalander	100-182	55.0	1232	7-6	63
1986	Mark Comalander	116-219	53.0	1430	8-15	80
1987	Mark Comalander	102-214	47.7	1191	7-13	53
1988	Quentis Roper	135-271	49.8	1607	7-9	63
1989	Donald Hollas	156-276	56.5	1815	5-9	53
1990	Donald Hollas	151-265	57.0	1808	8-18	62
1991	Greg Willig	75-141	53.2	974	5-5	46
1992	Bert Emanuel	94-180	52.2	1558	11-6	80
1993	Bert Emanuel	118-204	57.8	1521	12-4	69
1994	Josh LaRocca	65-130	50.0	806	9-8	47
1995	Josh LaRocca	59-118	50.0	807	4-5	77
1996	Chad Richardson	9-43	20.9	259	2-1	69
1997	Chad Nelson	20-50	40.0	526	2-3	76
1998	Chad Richardson	34-91	37.4	598	2-3	52
1999	Chad Richardson	36-88	41.9	563	7-5	39
2000	Ben Wulf	30-66	45.5	449	4-3	68
2001	Kyle Herm	72-142	50.7	1121	8-2	64
2002	Kyle Herm	42-86	48.8	685	4-3	69

Year	Player	Comp.-Att.	Pct.	Yds.	TD-Int.	LP
2003	Greg Henderson	37-81	45.7	485	2-7	69
2004	Greg Henderson	33-76	43.4	487	3-8	55
2005	Chase Clement	53-124	42.7	582	5-6	51
2006	Chase Clement	153-265	57.7	1707	21-5	80
2007	Chase Clement	300-508	59.1	3277	29-16	61
2008	Chase Clement	326-490	66.5	4119	44-7	80
2009	Nick Fanuzzi	162-270	60.0	1598	11-8	80
2010	Nick Fanuzzi	151-241	62.7	1681	11-9	59
2011	Nick Fanuzzi	112-193	58.0	1123	7-2	67
2012	Taylor McHargue	194-325	59.7	2209	12-5	50
2013	Taylor McHargue	169-324	52.2	2345	17-8	75
2014	Driphus Jackson	191-331	57.7	2842	24-8	88
2015	Driphus Jackson	185-316	58.5	2348	18-7	60
2016	Tyler Stehling	194-316	61.4	2049	12-7	64
2017	Jackson Tyner	46-97	47.4	598	2-5	70
2018	Shawn Stankavage	124-219	56.6	1328	10-10	68

(*) Led SWC and NCAA in passing

(^) Led SWC in passing

RECEIVING LEADERS

Year	Player	Rec.	Yds.	Avg.	TD	LP
1951	Bill Howton	33	747	22.6	7	—
1952	Jack Day	20	301	15.0	-	—
1953	Dan Hart	15	239	15.9	1	—
1954	Dicky Maegle	18	198	11.0	0	—
1955	Marshall Crawford	11	172	15.6	1	—
1956	Buddy Dial	21	357	17.0	5	—
1957	Buddy Dial (*)	21	508	24.2	4	—
1958	Buddy Dial	19	264	13.9	4	—
1959	Thomas Stellman	7	108	15.4	0	—
	Bill Bucek	7	69	9.9	1	—
1960	Johnny Burrell	20	266	13.3	3	30
1961	Johnny Burrell	7	133	19.0	1	34
1962	Gene Raesz	29	363	12.5	2	—
1963	Jerry Kelley	17	225	13.2	3	—
	John Sylvester	15	251	16.7	2	—
1964	Billy Hale	14	170	12.1	1	—
1965	Tommy Tyner	27	295	10.9	1	20
1966	Glen Hine	29	323	11.1	1	28
1967	Larry Davis	54	708	13.1	-	38
1968	Larry Davis	31	410	13.2	4	39
1969	Bob Brown	35	375	10.7	3	46
1970	Macon Hughes	13	116	8.9	1	—
	Mike Phillips	12	192	16.0	0	—
1971	Gary Butler	27	397	14.7	2	52
1972	Gary Butler (*)	45	708	15.7	1	34
1973	Ed Lofton	39	534	13.7	3	53
1974	Ed Lofton (*)	42	483	11.5	2	56
1975	Ed Lofton	31	261	8.4	0	33

Year	Player	Rec.	Yds.	Avg.	TD	LP
	Kenneth Roy	26	351	13.5	2	41
1976	James Sykes (*)	76	653	8.6	2	80
	David Houser	52	931	17.8	5	52
1977	David Houser	55	795	14.5	5	—
1978	Doug Cunningham	39	430	11.0	1	44
	David Houser	38	481	12.7	7	41
1979	Earl Cooper (*)	47	463	9.9	2	68
1980	Robert Hubble	38	482	12.7	2	24
1981	Hosea Fortune	29	489	16.9	6	39
1982	Melvin Robinson	34	584	17.2	1	54
1983	Ricky Askew	25	337	13.5	0	28
1984	Melvin Robinson	46	593	12.9	3	34
1985	Darrick Wells	36	612	17.0	5	67
1986	Kenny Major	38	409	10.8	3	39
1987	Lorenzo Cyphers	31	187	6.0	1	28
	Mike Boudousquie	30	394	13.1	1	40
1988	Mike Boudousquie	38	657	17.3	4	63
1989	Eric Henley	81	900	11.1	5	53
1990	Eric Henley	48	607	12.7	5	38
1991	Eric Henley	31	410	13.2	4	27
1992	Louis Balady	31	552	17.8	4	80
1993	Jimmy Lee	36	365	10.1	2	25
	Ed Howard	32	431	13.5	3	69
1994	Ed Howard	19	315	16.6	6	47
1995	Jeff Venghaus	22	371	16.9	1	47
1996	Thad Bridges	15	103	6.9	0	11
	Jason Blackwell	4	113	28.3	1	69
1997	Jason Blackwell	14	210	15.0	0	26

Year	Player	Rec.	Yds.	Avg.	TD	LP
1998	Jason Blackwell	22	422	19.2	2	52
1999	Raphael Tillman	14	218	15.6	3	29
2000	Gavin Boothe	18	313	17.4	3	32
2001	Gilbert Okoronkwo	23	439	19.1	2	40
2002	Marcus Battle	26	430	16.5	2	54
2003	Marcus Battle	19	333	17.5	1	69
2004	Marcus Battle	15	213	14.2	0	55
2005	Jarett Dillard	35	524	15.0	5	51
2006	Jarett Dillard	91	1247	13.7	21 (#)	65
2007	Jarett Dillard	79	1058	13.4	14	60
2008	James Casey (+)	111	1329	12.0	13	47
	Jarett Dillard	87	1310	15.1	20	80
2009	Toren Dixon	60	660	11.0	6	80
2010	Sam McGuffie	39	384	9.8	3	64
2011	Vance McDonald	44	541	12.3	5	49
2012	Jordan Taylor	57	826	14.5	3	46
2013	Jordan Taylor	55	848	15.4	8	75
2014	Jordan Taylor	54	842	15.6	7	88
2015	Zach Wright	39	554	14.2	5	36
2016	Zach Wright	38	348	9.1	1	29
2017	Aaron Cephus	25	622	24.9	5	63
2018	Austin Trammell	62	632	10.2	3	53

(*) Led SWC

(+) Led Conference USA

(#) Led NCAA

SCORING LEADERS

Year	Player	TDs (R-P-RT)	PAT	PAT2	FG	TP
1951	Bill Howton	0-7-0				42
1952	Kosse Johnson	5-0-0				30
1953	Kosse Johnson (*)	10-0-0		2		62
1954	Dicky Maegle (*)	11-0-1				72
1955	Jerry Hall	1-1-1				18
1956	Buddy Dial	0-5-0				30
1957	King Hill (*)	5-0-0	17-22			47
1958	Bill Bucek	1-0-0	12-14		4-7	30
1959	Bill Bucek	4-1-0	2-4		0-3	32
1960	Billy Cox	6-0-0				30
1961	Butch Blume (*)	5-1-0	20-22		6-9	74
1962	Randall Kerbow	2-0-0	15-15		1-2	30
1963	Larry Rice		13-19		4-6	25
1964	Gene Fleming	1-4-0				30
1965	Chuck Latourette	5-0-1				36
1966	Robby Shelton	6-0-0		1		38
1967	Lester Lehman	5-0-0				30
	Terry Shelton	5-0-0				30
1968	Terry Conley	8-0-0				48
1969	Mike Spruill	8-0-0				48
1970	Mark Williams		22-22		2-8	28
1971	Mark Williams		9-10		13-22	48
1972	Mark Williams		18-18		15-27	63
1973	Alan Pringle		14-14		12-15	50
1974	Alan Pringle		8-9		7-12	29
1975	Alvaro Arenas		20-20		8-20	44

Year	Player	TDs (R-P-RT)	PAT	PAT2	FG	TP
1976	Kenneth Roy	0-9-0				54
1977	Earl Cooper	7-1-0			1-1	50
1978	David Houser	0-7-0			1-1	44
1979	Earl Cooper	5-2-0				42
1980	Stanley Sam		20-21		6-12	38
1981	Joel Baxter		16-17		9-12	43
1982	Joel Baxter		14-16		4-7	26
1983	Kevin Trigg	3-0-0			1-1	20
1984	James Hamrick		20-23		11-16	53
1985	James Hamrick		18-20		17-22	69
1986	Darrell Goolsby	0-4-0				24
1987	Glen Ray Hines		19-25		10-17	49
1988	Clint Parsons		14-16		9-17	41
1989	Donald Hollas	7-0-0				42
1990	Donald Hollas	11-0-0				66
1991	Trevor Cobb	14-0-0				84
1992	Trevor Cobb	11-4-0			1-1	92
1993	Johnny Bagwell		35-35		10-16	65
1994	Matt Huelsman		17-18		12-18	53
1995	Mike Ruff		19-19		9-14	46
1996	Chad Nelson	11-0-0				66
1997	Benji Wood (#)	16-0-0				96
1998	Jamie Tyler	8-0-0				48
1999	Chad Richardson	11-0-0			1-2	68
2000	Derek Crabtree		26-28		8-12	50
2001	Kyle Herm	11-0-0				66

Year	Player	TDs (R-P-RT)	PAT	PAT2	FG	TP
2002	Brennan Landry		31-33		8-15	55
2003	Robbie Beck	12-0-0				72
2004	Ed Bailey	12-1-0				78
2005	John Wall	7-0-0				42
2006	Jarett Dillard	0-21-0				126
2007	Jarett Dillard	0-14-0				84
2008	Jarett Dillard	0-20-0				120
2009	Charles Ross	11-0-0				66
2010	Chris Boswell	0-0-0	41-44		11-17	74
2011	Chris Boswell	0-0-0	31-32		17-21	82
2012	Chris Boswell	0-0-0	45-47		23-29	114
2013	Charles Ross	15-1-0+				96
2014	Darik Dillard	11-1-0				72
2015	Haden Tobola		28-28		8-13	52
2016	Haden Tobola		31-34		7-11	52
2017	Nahshon Ellerbe	6-0-0				36
2018	Jack Fox		23-23		5-12	38

(*) Led SWC

(#) Led WAC

(+) Led Conference USA

TOTAL OFFENSE LEADERS

Year	Player	Rush	Pass	Yards	G/Avg.
1951	Dan Drake	-151	859	708	70.8
1952	Kosse Johnson	592	11	603	60.3
1953	Kosse Johnson	944	1	945	94.5
1954	Dicky Maegle	905	0	905	90.5
1955	Pinky Nisbet	83	339	422	42.2
1956	Frank Ryan	101	704	805	80.5
1957	King Hill (*)	446	78	1244	124.4
1958	Alvin Hartman	85	429	514	51.4
1959	Bill Bucek	511	259	770	77.0
1960	Billy Cox	106	510	616	61.6
1961	Randall Kerbow	249	505	754	75.4
1962	Randall Kerbow	27	703	730	73.0
1963	Walter McReynolds	81	728	809	80.9
1964	Walter McReynolds	37	675	712	71.2
1965	David Ferguson	408	584	992	99.2
1966	Robby Shelton	607	328	935	93.5
1967	Robert Hailey	8	1437	1445	144.5
1968	Robby Shelton	479	594	1073	107.3
1969	Stahle Vincent	277	556	833	83.3
1970	Philip Wood	356	489	845	84.5
1971	Stahle Vincent	945	38	983	89.4
1972	Bruce Gadd (*)	-74	2075	2001	181.9
1973	Tommy Kramer	4	705	709	64.5
1974	Tommy Kramer	-37	847	810	73.6
1975	Tommy Kramer (*)	217	1328	1545	140.5
1976	Tommy Kramer (^)	-45	3317	3272	297.5

Year	Player	Rush	Pass	Yards	G/Avg.
1977	Randy Hertel	-159	1620	1461	132.8
1978	Randy Hertel	-58	1677	1619	147.2
1979	Randy Hertel	-195	1652	1457	132.5
1980	Randy Hertel	-8	1212	1204	120.4
1981	Michael Calhoun	338	1480	1818	165.3
1982	Doug Johnson	72	936	1008	168.0
1983	Philip Money	-33	1131	1098	99.8
1984	Kerry Overton	27	1593	1620	147.3
1985	Mark Comalander	-76	1232	1156	192.7
1986	Mark Comalander	-47	1430	1383	125.7
1987	Quentis Roper	306	884	1190	108.2
1988	Quentis Roper	315	1607	1922	174.7
1989	Donald Hollas	431	1815	2246	249.6
1990	Donald Hollas	195	1808	2003	182.1
1991	Trevor Cobb	1692	0	1692	153.8
1992	Bert Emanuel	680	1558	2238	203.5
1993	Bert Emanuel	476	1521	1997	181.6
1994	Josh LaRocca	323	806	1129	112.9
1995	Josh LaRocca	198	807	1005	143.6
1996	Chad Nelson	801	257	1058	96.2
1997	Chad Nelson	953	526	1479	134.5
1998	Chad Richardson	746	598	1344	134.4
1999	Chad Richardson	831	563	1394	126.7
2000	Corey Evans	395	271	666	83.2
2001	Kyle Herm	897	1121	2018	168.2
2002	Kyle Herm	416	685	1101	100.1

Year	Player	Rush	Pass	Yards	G/Avg.
2003	Greg Henderson	615	485	1100	100.0
2004	Greg Henderson	566	487	1053	117.0
2005	Joel Armstrong	555	554	1109	100.8
2006	Chase Clement	481	1707	2188	273.5
2007	Chase Clement	535	3377	3912	326.0
2008	Chase Clement	693	4119	4812	370.2
2009	Nick Fanuzzi	-1	1598	1597	159.7
2010	Nick Fanuzzi	13	1681	1694	169.4
2011	Taylor McHargue	124	1072	1196	132.9
2012	Taylor McHargue	667	2209	2876	239.7
2013	Taylor McHargue	464	2345	2809	200.6
2014	Driphus Jackson	401	2842	3243	249.5
2015	Driphus Jackson	167	2348	2515	209.6
2016	Tyler Stehling	309	2049	2358	214.4
2017	Miklo Smalls	308	623	931	155.2
2018	Shawn Stankavage	47	1328	1375	137.5

(*) Led NCAA and SWC in total offense

(^) Led SWC in total offense

ALL-PURPOSE LEADERS

Year	Player	Yards	Rush	Rec.	Ret.	Plays
1953	Kosse Johnson	1316	944	129	243	202
1954	Dicky Maegle	1512	905	198	409	183
1955	Jerry Hall	360	255	3	102	67
1956	Raymond Chilton	516	405	63	48	101
1957	King Hill	529	446	0	83	97
1958	Gordon Speer	491	241	91	159	77
1959	Bill Bucek	737	511	69	157	135
1960	Bob Wayt	739	392	132	215	113
1961	Butch Blume	653	308	77	268	82
1962	Ronnie Graham	743	202	66	475	90
1963	Gene Fleming	988	270	85	633	101
1964	Gene Fleming	748	395	87	266	125
1965	Chuck Latourette	1005	408	138	459	130
1966	L.V. Benningfield	831	597	71	163	148
1967	Terry Shelton	820	651	146	23	145
1968	Tony Conley	757	681	76	0	190
1969	Mike Spruill	561	440	44	77	107
1970	Macon Hughes	655	79	116	460	45
1971	Stahle Vincent	1041	945	96	0	260
1972	Gary Ferguson	861	639	191	31	186
1973	James Sykes	819	204	12	603	62
1974	James Sykes	555	246	17	292	79
1975	John Coleman	861	782	79	0	179
1976	James Sykes (*)	1550	435	653	462	194
1977	David Houser	801	0	795	6	56
1978	Earl Cooper	959	350	210	399	140

Year	Player	Yards	Rush	Rec.	Ret.	Plays
1979	Earl Cooper	999	536	463	0	193
1980	Calvin Fance	907	730	177	0	211
1981	Hosea Fortune	489	0	489	0	29
1982	Melvin Robinson	794	11	584	199	53
1983	Kevin Trigg	638	579	39	20	209
1984	Melvin Robinson	706	81	593	32	62
1985	Antonio Brinkley	1299	860	164	275	193
1986	Quentis Roper	1071	230	0	841	115
1987	Lorenzo Cyphers	938	751	187	0	202
1988	Eric Henley	1150	330	283	537	132
1989	Trevor Cobb	1325	545	161	619	226
1990	Trevor Cobb (*)	1674	1325	312	37	321
1991	Trevor Cobb (*)	1844	1692	136	16	375
1992	Trevor Cobb (*)	1669	1386	283	0	301
1993	Yoncy Edmonds	1027	941	86	0	209
1994	Spencer George	936	804	132	0	199
1995	Michael Perry	931	282	53	596	86
1996	Michael Perry	1561	656	9	896	172
1997	Michael Perry (^)	1784	1034	44	706	197
1998	Michael Perry	1306	524	113	669	143
1999	Chad Richardson	831	831	0	0	203
2000	Sean White	577	134	24	396	59
2001	Clint Hatfield	974	361	19	594	94
2002	Robbie Beck	623	601	22	0	121
2003	Thomas Lott	831	714	15	102	109
2004	Ed Bailey	1050	1021	27	2	232

Year	Player	Yards	Rush	Rec.	Ret.	Plays
2005	Quinton Smith	942	902	40	0	147
2006	Quinton Smith	1608	1096	410	102	257
2007	Jarett Dillard	1057	0	1057	0	79
2008	James Casey	1682	241	1329	112	182
2009	Shane Turner	901	24	--4	881	49
2010	Sam McGuffie	1277	883	382	0	236
2011	Tyler Smith	1169	860	309	0	194
2012	Charles Ross	898	800	98	0	157
2013	Charles Ross	1317	1280	37	0	216
2014	Jowan Davis	1064	956	108	0	258
2015	Austin Walter	1097	437	8	652	110
2016	Austin Walter	727	343	51	327	97
2017	Austin Walter	697	400	219	78	93
2018	Austin Walter	1580	564	525	491	195

(*) Led SWC

(^) Led WAC in All-Purpose yards

KICKOFF RETURN LEADERS

Year	Player	No.	Yds.	Avg.	LP	TD
1953	Kosse Johnson	8	224	28.0	—	-
1954	Morris Stone	7	145	20.7	—	-
1955	Virgil Mutschink	5	116	23.2	—	-
1956	Bobby Williams	8	155	19.4	—	-
1957	Larry Dueitt	5	180	36.0	—	-
1958	Larry Dueitt	7	146	20.9	—	-
1959	Robert Wayt	8	156	19.5	—	-
1960	Robert Wayt	6	158	26.3	—	-
1961	Robert Wayt	9	205	22.8	—	-
1962	Ronnie Graham (*)	20	418	20.9	—	-
1963	Gene Fleming	13	391	30.3	98	-
1964	Gene Fleming	12	201	16.7	—	0
1965	Chuck Latourette	21	459	21.8	76	-
1966	Chuck Latourette	18	297	16.5	31	-
1967	Macon Hughes	14	325	23.2	—	-
1968	Charles Robinson (*)	21	425	20.2	32	0
1969	Dale Bernauer	19	352	10.5	24	0
1970	Macon Hughes (*)	15	460	30.7	—	-
1971	Carl Swierc	12	279	23.3	—	-
1972	Carl Swierc	11	220	20.0	—	-
1973	James Sykes (*)	21	601	28.6	99	1
1974	James Sykes (*)	11	292	26.6	97	1
1975	Ardie Segars	14	237	16.9	34	0
1976	James Sykes (*)	18	462	25.7	98	1
1977	Charlie Taylor (*)	18	412	22.9	—	0
1978	Earl Cooper	21	399	19.0	—	0

Year	Player	No.	Yds.	Avg.	LP	TD
1979	Frank Wilson	12	188	15.7	—	0
1980	Alvin Runnells	11	221	20.1	—	0
1981	Melvin Robinson	9	160	17.8	—	0
1982	Vince Courville	26	524	20.2	68	0
1983	Marc Scott	11	182	16.5	35	0
1984	Antonio Brinkley	19	383	20.2	90	1
1985	Antonio Brinkley	12	275	22.9	73	0
1986	Quentis Roper (*)	34	795	23.4	45	0
1987	Quentis Roper	19	438	23.1	39	0
1988	Eric Henley	24	410	17.1	32	0
1989	Trevor Cobb	33	598	18.1	30	0
1990	Nathan Bennett	22	471	21.4	55	0
1991	Nathan Bennett	16	331	20.7	38	0
1992	Donald Allen	17	358	21.1	42	0
1993	Jimmy Lee	16	318	19.9	47	0
1994	Kris Armstrong	11	240	21.8	30	0
1995	Michael Perry	23	421	18.3	31	0
1996	Michael Perry	24	596	24.8	41	0
1997	Michael Perry	31	680	21.9	39	0
1998	Michael Perry	31	669	21.6	45	0
1999	Sean White	19	400	21.1	49	0
2000	Sean White	22	359	16.3	27	0
2001	Clint Hatfield	23	551	24.0	78	0
2002	Sean White	18	359	19.9	39	0
2003	Marcus Battle	16	289	18.1	31	0
2004	Andray Downs	18	437	24.3	53	0

Year	Player	No.	Yds.	Avg.	LP	TD
2005	Andray Downs	18	338	18.8	34	0
2006	Mike Falco	21	461	22.0	45	0
2007	Ja'Corey Shepherd	27	473	17.5	39	0
2008	Ja'Corey Shepherd	41	885	21.6	43	0
2009	Shane Turner	37	881	23.8	52	0
2010	Andy Erickson	27	546	20.9	43	0
2011	Jeremy Eddington	21	435	20.7	41	0
2012	Jeremy Eddington	9	306	34.0	97	1
2013	Malcolm Hill	11	237	21.5	33	0
2014	Brandon Hamilton	16	365	22.8	43	0
2015	Austin Walter	30	652	21.7	74	0
2016	Austin Walter	17	327	19.2	33	0
2017	Austin Trammell	17	332	19.5	38	0
2018	Austin Walter	18	491	27.3	46	0

(*) Led SWC in kickoff returns

PUNT RETURNS LEADERS

Year	Player	No.	Yds.	Avg.	LP	TB
1951	Horton Nesrsta	21	315	15.0	—	-
1952	Horton Nesrsta (#)	44	526	12.2	—	-
1953	Dicky Maegle	17	194	11.4	—	-
1954	Dicky Maegle (#)	15	293	19.5	—	-
1955	Page Rogers	7	55	7.9	—	-
1956	Dan Shuford	2	53	26.5	—	-
1957	Bobby Williams	8	138	17.3	—	1
1958	Gordon Speer	6	49	8.1	—	-
1959	Gordon Speer (*)	13	178	13.7	—	1
1960	Robert Wayt	9	57	6.3	—	-
	Butch Blume	6	86	14.3	—	-
1961	Butch Blume	14	142	10.1	—	-
1962	Ron Hatfield	11	149	13.5	—	-
1963	Gene Fleming	23	242	10.5	44	-
1964	David Ferguson	34	381	11.2	71	1
1965	Ronnie Cervenka	11	72	6.5	14	-
1966	Chuck Latourette	23	297	12.9	60	1
1967	Ronnie Sollock	15	159	10.6	—	-
1968	Dickie Phillips	9	22	2.4	6	0
1969	Gilbert King	7	17	2.7	13	0
	Philip Wood	4	79	19.8	43	0
1970	Chris Hale	17	146	8.6	—	0
1971	Gilbert King	22	222	10.1	—	-
1972	Bruce Henley	21	263	12.5	—	-
1973	Bruce Henley	18	88	4.9	24	0
1974	David Houser (*)	13	153	11.8	61	0

Year	Player	No.	Yds.	Avg.	LP	TD
1975	Gary Cox	8	106	13.3	70	0
1976	David Houser	8	30	3.8	18	0
1977	Cedrick Johnson	12	87	7.3	—	0
1978	David Houser	3	-6	-2.0	—	0
1979	Steve Pasterchick	17	81	4.8	—	0
1980	Mike Firestone	10	35	3.5	—	0
1981	Brian Mica	10	24	2.4	—	0
1982	Melvin Robinson	12	152	12.7	38	0
1983	Melvin Robinson	12	57	4.8	20	0
1984	Todd Jones	15	73	4.9	13	0
1985	Todd Jones	16	84	7.6	12	0
1986	Darrell Goolsby	11	48	4.4	21	0
1987	Darrell Goolsby	11	60	5.5	11	0
1988	Eric Henley	15	127	8.5	24	0
1989	Eric Henley	21	109	5.2	22	0
1990	Eric Henley	21	162	7.7	36	0
1991	Nathan Bennett	16	83	5.2	12	0
1992	Donald Allen	21	252	12.0	40	0
1993	Nathan Bennett	15	83	5.5	46	0
1994	Byron Coston	4	79	19.8	38	0
	Emerson Allen	13	99	7.6	21	0
1995	Michael Perry	19	175	9.2	19	0
1996	Michael Perry	25	300	12.0	67	1
1997	LaD. McCalla	22	194	8.8	84	1
1998	LaD. McCalla	16	178	11.1	52	0
1999	Jason Hebert	16	96	6.0	12	0

Year	Player	No.	Yds.	Avg.	LP	TD
2000	Kyle Herm	9	50	5.6	27	0
2001	Dan Dawson	11	58	5.3	13	0
2002	Kevin Ford	15	100	6.7	18	0
2003	Will Galusha	17	116	6.8	22	0
2004	Lance Byrd	12	98	8.2	24	0
2005	Brandon King	14	80	5.7	37	0
2006	Brandon King	13	115	8.8	19	0
2007	Ja'Corey Shepherd	22	120	5.5	20	0
2008	James Casey	14	112	8.0	32	0
2009	Andrew Sendejo	9	129	14.3	47	0
2010	Andy Erickson	8	58	7.2	14	0
2011	Mario Hull	16	163	10.2	28	0
2012	Dennis Parks	13	42	3.2	18	0
2013	Bryce Callahan	18	114	6.3	23	0
2014	Bryce Callahan	10	77	7.7	25	0
2015	Samuel Stewart	9	67	7.4	26	0
2016	Nahshon Ellerbe	8	33	4.1	19	0
2017	Austin Trammell	10	78	7.8	35	0
2018	Austin Trammell	5	18	3.6	19	0

(*) Led SWC

(#) Led NCAA and SWC in punt returns

INT RETURNS LEADERS

Year	Player	No.	Yds.	Avg.	Long	TD
1953	Pinky Nisbet	4	94	23.5	—	-
1954	Morris Stone	3	39	13.0	—	-
1955	Jerry Hall	3	28	9.3	—	-
	Pinky Nisbet	2	78	39.0	—	-
1956	Bobby Williams	2	7	3.5	—	-
1957	King Hill	4	49	12.3	—	-
1958	Bill Bucek	5	84	16.8	—	-
1959	Gordon Speer	4	54	13.5	—	-
1960	Butch Blume	2	54	27.0	—	-
1961	Butch Blume (*)	4	94	23.5	—	-
1962	Billy Hale	2	43	21.5	—	-
1963	Gene Fleming	2	45	22.5	—	-
1964	David Ferguson	4	45	11.3	—	-
1965	Ronnie Cervenka	2	10	5.0	—	-
1966	Chuck Latourette	3	68	22.7	—	-
1967	Hugo Hollas	5	62	12.4	—	0
1968	Randy Jinks	3	18	6.0	—	0
1969	David Keys	4	18	4.5	10	0
1970	Chris Hale	5	73	14.6	—	-
1971	Bruce Henley	6	109	18.2	—	-
1972	Bruce Henley (*)	7	88	12.6	—	-
1973	Preston Anderson	4	25	6.3	—	0
1974	Randy Piel	2	15	7.5	15	0
1975	Larry Brune (*)	6	104	17.3	86	1
1976	Ardie Segars	2	26	13.0	26	0
1977	Don Parrish	4	2	0.5	—	0
1978	Michael Downs	5	76	15.2	—	0

Year	Player	No.	Yds.	Avg.	Long	TD
1979	Rickey Thomas	2	6	3.0	—	0
1980	Michael Downs	3	58	19.3	—	0
1981	Brian Patterson	4	77	19.3	—	0
1982	Alvin Rettig	4	43	10.8	—	0
1983	Brian Patterson	4	102	25.5	85	1
1984	Dwayne Holmes	5	69	13.8	43	1
1985	Ed Freeny	2	37	18.5	19	0
1986	William McClay	4	37	9.3	32	0
1987	William McClay	3	13	4.3	13	0
1988	Otha Latin	1	25	25.0	25	0
	<i>(Terry Thornton 1/5; Everett Coleman 1/0)</i>					
1989	David Griffin	6	10	1.7	10	0
1990	Robert Summerlin	3	26	8.7	19	0
	Greg King	3	0	0.0	0	0
1991	Tony Barker	5	90	18.0	34	0
1992	Sean Washington	4	153	38.3	60	2
1993	Nathan Bennett (*)	6	123	20.5	39	1
1994	Aaron Stanley	1	23	23.0	23	0
	<i>(Joe Davis 1/12; Derrick Williams 1/8; Warrick Franklin & Jeff Sowell 1/0)</i>					
1995	Warrick Franklin	3	25	8.3	22	1
1996	Jason Winship	1	60	60.0	60	1
	<i>(LaD. McCalla 1/39; Tony Washington 1/30; Karlon Bedford 1/27; Aaron Stanley 1/17; Warrick Franklin 1/11; Rashad Reynolds 1/0)</i>					
1997	LaD. McCalla	5	81	16.2	37	0
1998	LaD. McCalla	4	44	11.0	27	0
1999	Jason Hebert	4	103	25.8	46	0
2000	Dan Dawson (#)	7	206	29.4	68	1

Year	Player	No.	Yds.	Avg.	Long	TD
2001	Jason Hebert	4	0	0.0	0	0
2002	Antwan Shell	2	2	1.0	5	0
	Corey Evans	2	0	0.0	0	0
2003	Terry Holley	2	55	27.5	33	1
	Adam Herrin	2	35	17.5	35	1
2004	Terry Holley	3	11	3.7	10	0
2005	Ja'Corey Shepherd	2	0	--	0	0
2006	Andray Downs	2	72	36.0	72	1
	<i>(Brandon King 2/37; Terrance Garmon 2/20; Ja'Corey Shepherd 2/2)</i>					
2007	Andrew Sendejo	5	92	18.4	30	1
2008	Andrew Sendejo	3	55	18.3	55	1
	Chris Douglas	3	50	16.7	40	1
2009	Jarrett Ben	2	14	7.0	14	0
2010	Travis Bradshaw	2	11	5.5	8	0
2011	Xavier Webb	2	52	26.0	29	0
2012	Paul Porras	2	75	37.5	75	1
	<i>(Cameron Nwosu 2/27; Bryce Callahan & Julius White 2/0)</i>					
2013	Phillip Gaines	4	2	0.5	1	0
2014	Ryan Pollard	2	66	33.0	60	1
	<i>(Bryce Callahan 2/43)</i>					
2015	Zach Espinosa	2	37	18.5	37	0
2016	Destri White	1	23	23.0	23	1
	<i>(VJ Banks, JT Blasingame, D'Angels Ellis & Emmanuel Ellerbee 1/0)</i>					
2017	Brandon Douglas-Dotson	1	75	75.0	75	1
	<i>(Cole Thomas 1/5, Justin Bickham 1/0)</i>					
2018	Prudy Calderon	4	67	16.8	32	0
	(*) Led SWC (#) Led WAC in interceptions					

PUNTING LEADERS

Year	Player	No.	Yds.	Avg.	LP	Blk
1951	Kosse Johnson	82	3056	37.3	—	-
1952	Kosse Johnson	82	2886	35.2	—	3
1953	Kosse Johnson	41	1405	34.3	—	-
1954	Pinky Nisbet	30	1135	37.8	—	-
1955	King Hill (*)	28	1108	39.6	—	-
1956	King Hill	28	972	34.7	—	-
1957	King Hill	29	1042	35.9	—	-
1958	Pat Bailey	31	1192	38.5	—	-
1959	Gordon Speer	32	1199	37.4	—	-
1960	Roland Jackson	22	839	37.6	—	-
1961	Robert Wayt	40	1541	38.5	—	-
1962	Gene Fleming	60	2040	34.0	—	-
1963	Gene Fleming	45	1663	36.9	65	-
1964	Chuck Latourette	71	2682	37.7	—	-
1965	Chuck Latourette	57	2134	37.4	58	-
1966	Chuck Latourette	60	2251	37.5	78	-
1967	Dan Van Winkle	30	1130	37.3	—	-
1968	Dan Van Winkle	25	935	37.4	54	-
1969	Bucky Allshouse	83	3182	38.3	62	-
1970	Bucky Allshouse	57	2090	36.7	—	-
1971	Mark Williams (*)	63	2602	41.3	53	0
1972	Mark Williams (*)	58	2254	38.8	59	-
1973	Mike Landrum	84	3323	39.6	79	0
1974	Mike Landrum	77	2976	38.7	70	1
1975	Mike Landrum	67	2744	41.0	64	0
1976	Tommy Lewis	68	2435	35.8	80	3

Year	Player	No.	Yds.	Avg.	LP	Blk
1977	Steve Gleaves	86	3296	38.3	—	1
1978	Steve Gleaves	60	2339	39.0	73	0
1979	Steve Gleaves	71	2871	40.4	61	0
1980	Dale Walters	64	2274	35.5	71	1
1981	Dale Walters	78	3045	39.4	84	2
1982	Dale Walters	63	2471	39.2	80	2
1983	Dale Walters	82	3452	42.1	67	1
1984	DeWayne Burnett	47	1845	39.3	59	0
1985	Steve Kidd (*)	55	2527	46.0	67	0
1986	Steve Kidd	56	2072	37.0	63	0
1987	Glen Ray Hines	52	1852	35.6	56	3
1988	Clint Parsons	51	1965	38.5	61	1
1989	Bobby Schrader	63	2366	37.6	55	1
1990	Clint Parsons	52	2148	41.3	80	2
1991	Darrell Richardson	58	2280	39.3	66	0
1992	Darrell Richardson	60	2257	37.6	52	0
1993	Tucker Phillips	57	2050	36.0	55	1
1994	Tucker Phillips	48	1855	38.7	64	0
1995	Tucker Phillips (*)	57	2487	43.6	70	0
1996	Tucker Phillips	53	2433	45.9	62	1
1997	Scott Grimes	45	1796	39.9	63	0
1998	Victor Young	25	962	38.5	65	1
1999	Travis Hale	53	2198	41.5	64	2
2000	Travis Hale (^)	54	2256	41.8	55	0
2001	Travis Hale	66	2581	39.1	77	0
2002	Travis Hale	58	2052	40.6	57	2

Year	Player	No.	Yds.	Avg.	LP	Blk
2003	Jared Scruggs (^)	51	2341	45.9	73	0
2004	Jared Scruggs	38	1433	37.7	55	1
2005	Jared Scruggs	48	2056	42.8	57	1
2006	Jared Scruggs	63	2444	38.8	61	1
2007	Luke Juist	67	2618	39.1	74	1
2008	Kyle Martens	51	1953	38.3	57	0
2009	Mark Brundage	26	1149	44.2	63	0
	Kyle Martens	48	2094	43.6	63	0
2010	Kyle Martens	52	2391	46.0	71	0
2011	Kyle Martens	78	3403	43.0	65	0
2012	Taylor Cook	39	1419	36.4	65	0
2013	James Farrimond	71	2989	42.1	66	0
2014	James Farrimond	68	2853	42.2	67	0
2015	James Farrimond	59	2544	43.1	69	0
2016	Jack Fox	75	3053	40.7	58	1
2017	Jack Fox (+)	57	2520	44.2	62	0
2018	Jack Fox (+)	80	3636	45.5	76	1

(*) Led SWC

(^) Led WAC in punting

(+) Led C-USA

TACKLING LEADERS

Year	Player	Primary	Assist	Total
1974	Randy Piel	83	48	131
1975	Larry Brune	64	44	108
1976	NA			
1977	NA			
1978	NA			
1979	Lamont Jefferson	51	55	106
1980	Robert Williamson	131	65	196
1981	Dan Foster	68	42	110
	Richard Gray	67	43	110
1982	Wayne Harpold	88	48	136
1983	Joel Rios	47	35	82
1984	Danny Burgess	51	38	89
1985	Danny Burgess	52	43	95
1986	Danny Burgess	73	36	109
1987	Kyle Falk	64	19	83
1988	O.J. Brigance	90	38	128
1989	O.J. Brigance	58	46	104
1990	O.J. Brigance	49	60	109
1991	Tony Barker	78	49	127
1992	Emmett Waldron	38	64	102
1993	Emmett Waldron	67	36	103
1994	Joe Davis	79	34	113
1995	Larry Izzo	80	41	121
1996	Thomas Benford	59	20	79
1997	Rashad Reynolds	60	23	83
1998	Dan Dawson	52	29	81

Year	Player	Primary	Assist	Total
1999	Jason Hebert	53	30	83
2000	Dan Dawson	33	55	88
	Rashard Pittman	25	63	88
2001	Jason Hebert	68	35	103
2002	Jeff Vanover	59	33	92
2003	Terry Holley	68	24	92
2004	Adam Herrin	51	23	74
2005	John Syptak	42	30	72
2006	Brian Raines	85	33	118
2007	Andrew Sendejo	73	34	107
2008	Andrew Sendejo	61	33	94
2009	Travis Bradshaw	90	31	121
2010	Corey Frazier	61	22	83
2011	Cameron Nwosu	58	50	108
2012	Paul Porras	64	29	93
2013	Michael Kutzler	52	44	96
2014	Alex Lyons	44	27	71
2015	Alex Lyons	39	38	77
2016	Emmanuel Ellerbee	70	48	118
2017	Emmanuel Ellerbee	68	52	120
2018	George Nyakwol	41	26	67

DOAK WALKER AWARD

1991 Trevor Cobb (RB)

ALL-AMERICA

1934 Bill Wallace (B)

1944 H.J. Nichols (G)

1946 Weldon Humble (G)

1949 Froggy Williams (E)

1949 Joe Watson (C)

1951 Bill Howton (E)

1953 John Hudson (T)

1953 Kosse Johnson (B)

1954 Dicky Maegle (HB)

1957 King Hill (QB)

1958 Buddy Dial (E)

1964 Malcolm Walker (C)

1976 Tommy Kramer (QB)

1985 Steve Kidd (P)

1991 Trevor Cobb (RB)

1992 Trevor Cobb (RB)

1997 Charles Torello (OG)

2006 Jarett Dillard (WR)

2008 Jarett Dillard (WR)

2010 Kyle Martens (P)

FRESHMAN ALL-AMERICA

1996 Rod Beavan (OL)

2007 James Casey (WR)

2008 Travis Bradshaw (DB)

2011 Bryce Callahan (CB)

Mario Hull (KR)

CFA SCHOLAR-ATHLETE TEAM

1991 Trey Teichelman (OG)

1992 Joey Wheeler (LB)

1995 Jay Lamy (DB)

COSIDA ACADEMIC ALL-AMERICA

1952 Richard Chapman (DG)

1953 Richard Chapman (DG)

1954 Dicky Maegle (B)

1960 Boyd King (G)

1969 Steve Bradshaw (DG)

1979 LaMont Jefferson (LB)

1983 Brian Patterson (DB)

1988 Mike Boudousquie (WR)

1992 Joey Wheeler (LB)

1995 Jay Lamy (DB)

1996 Jason Winship (DT)

1997 Benji Wood (RB)

2000 Travis Ortega (DB)

2008 James Casey (TE)

2010 Travis Bradshaw (DB)

2014 Brian Nordstrom (DL)

FORT WORTH KIWANIS SPORTSMANSHIP AWARD

1958 Buddy Dial (E)

1976 Tommy Kramer (QB)

1980 Randy Hertel (QB)

1990 Donald Hollas (QB)

AMERICAN SPIRIT AWARD

1987 Danny Burgess (LB)

1988 Courtney Hall (C)

1991 Trey Teichelman (OG)

1992 Trevor Cobb (RB)

SWC ACADEMIC HONOR TEAM

1987 Mike Boudousquie, Jeff Hood, Brent Knaption

1988 Donald Hollas, Jeff Hood, John Isaac

1989 Paul Brotze, Donald Hollas, Allen Koch

1990 Donald Hollas, Bill Stone, Trey Teichelman

1991 Joel Dawson, Trey Teichelman, Joey Wheeler

1992 Joey Wheeler, Tom Hetherington, Charles Gulbranson

1993 Tom Hetherington, Jeff Mercer, Jeffrey Sowell

1994 Bobby Dixon, Brynton Goynes, Josh LaRocca

1995 Bobby Dixon, Josh LaRocca, Jeremy Thigpen

WAC ACADEMIC ALL-CONFERENCE

1996 David Grenardo, Mike Ruff, Larry Thompson, Jason Winship, Benji Wood

1997 Matt Baldwin, Jeremy Bates, Blair Brown, David Grenardo, Travis Ortega, Judd Smith, Paul Thomas, Benji Wood, Victor Young

1998 Matt Baldwin, Mike Gingrich, Billy Harvin, Andrew Hughes, Jake Jackson, Travis Ortega, Judd Smith, Adam Williams, Joe Bob Thompson,

Victor Young

1999 Matt Baldwin, Mike Gingrich, Billy Harvin, Jake Jackson, Travis Ortega, Judd Smith, Matt Webber, Adam Williams, Joe Bob Thompson, Victor Young

2000 Billy Harvin, Evan Meeks, Jake Jackson, Travis Ortega, Joe Bob Thompson, Matt Webber

2001 Rene Aninao, Jonathan Chism, Dan Dawson, Billy Harvin, Evans Meeks, Joe Bob Thompson, Matt Webber

2002 Jonathan Chism, Rob Daniel, Chris DeMunbrun, Vincent Hawkins, Ross Huebel, Michael Merrick, Brandon Skeen, Edgar Vega, Ben Wiggins

2003 John Brock, David Carter, Andrew Cates, Jonathan Chism, Rob Daniel, Chris DeMunbrun, Matt Ginn, Ross Huebel, Michael Merrick, Brandon

Skeen, John Syptak, Edgar Vega,
Ben Wiggins

2004 Joel Armstrong, Raymorris
Barnes, Bio Bilaye-Benibo,
David Carter, Jonathan Cary,
Buck Casson, Rob Daniel,
Matt Ginn, Andy Hall, Robby
Heos, Ross Huebel, John Syptak,
Edgar Vega, Joe Don Wood

ALL-CONFERENCE USA ACADEMIC TEAM

2007 Robbie Heos, Andrew Sendejo
2008 James Casey, Andrew Sendejo
2009 Travis Bradshaw, Clark
Fangmeier, Andrew Sendejo
2010 Travis Bradshaw,
Brandon Long, Cheta Ozougwu
2011 Scott Solomon,
Matt Nordstrom
2012 Tanner Leland
2013 Tanner Leland, Paul Porras
2014 James Farrimond, James
Hairston, Brian Nordstrom
2015 Darik Dillard
2016 Emmanuel Ellerbee
2017 D.J. Green

ALL-SOUTHWEST CONFERENCE CONSENSUS SELECTION

1919 Shirley Brick (E)*
1920 John Underwood (G) *
Eddie Dyer (B)*
1921 John Underwood (G)*
1922 John Underwood (G)*
1925 Wash Underwood (G)*
1926 Wash Underwood (G)*
1930 Bill Morgan (G)*
1931 Lou Hassell (T)*
1933 Fred Lauterbach (T)*
1934 John McCauley (B) *
Ralph Miller (T)*
Leche Sylvester (E)*
Bill Wallace (B)*
1935 John McCauley (B)*
Leche Sylvester (E)
Bill Wallace (B)*
1939 Olie Cordill (B)*
1940 Moose Hartman (T)*
Ken Whitlow (C)*
1941 Art Goforth (G)*
1942 Dick Dwelle (B)*
Weldon Humble (G)*
Carl Russ (B)

1943 Charles Malmberg (T)*
1944 H.J. Nichols (G)*
George Walmsley (B)*
1945 Bob Nemir (B)*
1946 Weldon Humble (G)*
Huey Keeney (B) *
Carl Russ (B)*
1947 J.W. Magee (G)*
Joe Watson (C)*
1948 Joe Watson (C)*
Froggy Williams (E)*
1949 Ralph Murphy (T)*
Joe Watson (C)*
Froggy Williams (E)*
Gerald Weatherly (LB)
1950 Paul Giroski (T)*
1951 Bill Burkhalter (DB)*
Bill Howton (E)*
1952 Bill Crockett (OT)*
Richard Chapman (DG)*
Don Rhoden (LB)*
1953 Richard Chapman (T)*
Kosse Johnson (B) *
Kenny Paul (G)*
Leo Rucka (C)*
1954 Dicky Maegle (B)*
Kenny Paul (G) *

Eddie Rayburn (T)
1957 Buddy Dial (E)*
Matt Gorges (G)*
King Hill (QB)*
Larry Whitmire (T)*
1958 Buddy Dial (E)*
J.D. Smith (T)*
1959 Rufus King (G)*
1960 Johnny Burrell (E)*
Rufus King (G)*
1961 Johnny Burrell (E)*
Roland Jackson (B)*
Robert Johnston (T)*
1962 Gene Raesz (E)*
1963 Johnny Nichols (G)*
Malcolm Walker (C)*
1964 Dale Calihan (DE)*
Malcolm Walker (C)*
1965 Jim Vining (OT)*
1966 Chuck Latourette (DB)*
1967 Jay Collins (DE)*
Hugo Hollas (LB) *
Leland Winston (OT)*
1969 Roger Roitsch (DT)*
1970 Bucky Allshouse (DB)*
Roger Roitsch (DT)*
1971 Rodrigo Barnes (LB)*

Stahle Vincent (RB)*
1972 Rodrigo Barnes (LB)
Gary Butler (TE)*
Bruce Henley (DB)*
Ron Waedemon (OT)*
Mark Williams (PK)*
1973 Bruce Henley (DB)*
Cornelius Walker (NG)*
1976 Tommy Kramer (QB)*
Kenneth Roy (E)*
1980 Robert Hubble (TE)*
Robert Williamson (LB)*
1982 Deron Miller (TE)*
1985 Antonio Brinkley (RB)
Steve Kidd (P)*
Darrick Wells (WR)
1986 Quentis Roper (KR)
Dwain Turner (DT)
1987 Courtney Hall (C)
Donald Hollas (DB)
1988 Courtney Hall (C)*
Donald Hollas (DB)
1989 O.J. Brigance (LB)
David Griffin (DB)
Eric Henley (WR)*
1990 O.J. Brigance (LB)*
Trevor Cobb (RB)*

	Clint Parsons (PK)
	Richard Segina (C)
	Trey Teichelman (OG)
1991	Trevor Cobb (RB)*
	Trey Teichelman (OG) *
	Eric Henley (WR)
	Matt Sign (NG)
	Tony Barker (LB)
	Alonzo Williams (LB)
1992	Donald Allen (PR)
	Mike Appelbaum (OG)
	Billy Baldwin (OT)
	Trevor Cobb (RB) *
	Chris Cooley (OG)
	Bert Emanuel (QB) *
	Tom Hetherington (C)
	Jimmy Lee (WR)
	Matt Sign (NG)*
	Emmett Waldron (LB)
	Sean Washington (DB)
1993	Nathan Bennett (DB)
	Chris Cooley (OT)
	Bobby Dixon (DB)
	Mike Ecklund (OG)
	Yoncy Edmonds (RB)*
	Bert Emanuel (QB)
	Jimmy Golden (OT)

	Tom Hetherington (C)
	Jimmy Lee (WR)
	Corey Seymour (DT)
	Emmett Waldron (LB)
	Sean Washington (DB)
1994	Chris Cooley (OG)*
	Bobby Dixon (DB)
	Spencer George (RB)
	Brynton Goynes (DT)
	Ed Howard (WR)
	Larry Izzo (LB)
	Ndukwe Kalu (DE)
	Jeff Sowell (DB)
1995	Warrick Franklin (DB)
	Brynton Goynes (DT)
	Larry Izzo (LB)
	Tucker Phillips (P)
	Jeremy Thigpen (C)

HOUSTON POST SWC MVP

1940	Bob Brumley (B)
	Kenneth Whitlow (C)
1946	Carl Russ (B)
	Weldon Humble (G)
1949	Joe Watson (C)
1951	Bill Howton (E)
1953	Kosse Johnson (B)

1954	Dicky Maegle (B)
1957	King Hill (QB)
1958	Buddy Dial (E)
1961	Robert Johnston (G)
1976	Tommy Kramer (QB)
1992	Trevor Cobb (RB)

ALL-WAC

1996	Warrick Franklin (DB)
	Spencer George (RB)
	Ndukwe Kalu (DE)
	Michael Perry (KR)
	Tucker Phillips (P)
	Jeremy Thigpen (C)
	Charles Torello (OG)
1997	Andy Clifton (DE)
	Chad Nelson (QB)
	Michael Perry (RB)
	Charles Torello (OG)
	LaDouphyous McCalla (DB)
1998	Terrence Melton (DE)
	Charles Torello (OG)
	Rashad Reynolds (LB)
	LaDouphyous McCalla (DB)
1999	Derek Crabtree (PK)
	Dan Dawson (LB)
	Neal Gray (OG)

	Jason Hebert (DB)
	Judd Smith (DT)
2000	Rod Beavan (OT)
	Dan Dawson (LB)
	Travis Hale (P)
	Jason Hebert (DB)
	Travis Ortega (DB)
2001	Dan Dawson (LB)
	Heath Fowler (OT)
	Brandon Green (DE)
	Billy Harvin (OT)
	Jason Hebert (DB)
	Joe Bob Thompson (LB)
2002	Greg Gatlin (DB)
	Brandon Green (DE)
	Keith Meyer (OL)
2003	Chris DeMunbrun (OL)
	Jared Scruggs (P)
	Ben Stephens (OL)
2004	Terry Holley (DB)
	Scott Mayhew (OL)
	John Syptak (DL)

ALL-CONFERENCE USA

2005	John Syptak (DL)
	Quinton Smith (RB)
2006	Jarett Dillard (WR)

	Brian Raines (LB)
	Robby Heos (OG)
	Courtney Gordon (DE)
	Andray Downs (DB)
	Quinton Smith (RB)
2007	Chase Clement (QB)
	Jarett Dillard (WR)
	Robbie Heos (OG)
	Brian Raines (LB)
2008	Chase Clement (QB)
	<i>C-USA Most Valuable Player</i>
2008	David Bailiff
	<i>C-USA Coach of the Year</i>
2008	David Berken (OL)
	James Casey (WR)
	Chase Clement (QB)
	Jarett Dillard (WR)
	Brian Raines (LB)
2009	Scott Mitchell (OT)
	Scott Solomon (DT)
2010	Travis Bradshaw (SAF)
	Brandon Long (DS)
	Kyle Martens (P)
	Cheta Ozougwu (DE)
2011	Kyle Martens (P)
	Scott Solomon (DE)

2012	Vance McDonald (TE) Phillip Gaines (DB) Chris Boswell (K)
2013	Christian Covington (DL) Phillip Gaines (DB) Trevor Gillette (DS) Nate Richards (OL) Charles Ross (RB) Chris Boswell (K) Bryce Callahan (DB) Michael Kutzler (LB) Turner Petersen (TE) Jordan Taylor (WR)
2014	Brian Nordstrom (DL) Bryce Callahan (DB) Nico Carlson (OL) Jordan Taylor (WR)
2015	Andrew Reue (OL)
2016	Emmanuel Ellerbee (LB)
2017	Emmanuel Ellerbee (LB) Brian Womac (DL) Jack Fox (P) Austin Trammell (PR)
2018	Jack Fox (P)

EAST-WEST SHRINE GAME

Year	Player (Position)
1936	Bill Wallace (B) Leche Sylvester (E)
1940	Olie Cordill (B)
1941	Moose Hartman (T)
1942	Bob Brumley (B)
1948	Virgil Eikenberg (QB)
1949	Jake McBride (E)
1950	Lee Stonestreet (C)
1951	Sonny McCurry (E) Bill Howton (E)
1952	Don Rhoden (LB)
1955	Dicky Maegle (RB)
1958	Buddy Dial (E)
1960	Bill Bucek (QB)
1962	Gene Raesz (E)
1965	Malcolm Walker (C)
1966	Chuck Latourette (DB)
1979	Doug Cunningham (E)
1980	Earl Cooper (RB)
1993	Trevor Cobb (RB)
1994	Nathan Bennett (DB)
1999	LaDouphyous McCalla (DB)

2002	Dan Dawson (DB)
2009	Jarett Dillard (WR)
2010	Cheta Ozougwu (DE)
2013	Phillip Gaines (DB)
2014	Bryce Callahan (DB) Jordan Taylor (WR)
2018	Jack Fox (P)

AFCA HULA BOWL

Year	Player (Position)
1954	Dicky Maegle (RB)
1957	King Hill (QB)
1960	Bill Bucek (QB)
1961	Rufus King (G)
1962	Johnny Burrell (E)
1963	Johnny Nichols (G)
1973	Bruce Henley (DB)
1982	Robert Hubble (TE)
1986	James Hamrick (PK)
1987	Steve Kidd (DB-P)
1998	Andy Clifton (DE) Benji Wood (RB)
1999	LaDouphyous McCalla (DB)
2000	Chad Richardson (RB)
2003	Brandon Green (DE)

ALL-STAR PARTICIPANTS

2005	Jeremy Calahan (DL) Greg Wilson (OL)
2006	John Syptak (LB)
2007	Jared Scruggs (P)

SENIOR BOWL

Year	Player (Position)
1962	Roland Jackson (RB)
1964	Malcolm Walker (C) Russell Wayt (DB)
1972	Gary Butler (TE)
1976	Tommy Kramer (QB-MVP) Kenneth Roy (TE)
1980	Earl Cooper (RB)
1982	Robert Hubble (TE)
1986	James Hamrick (PK-DNP)
1989	Courtney Hall (C)
1991	Donald Hollas (QB)
1992	Eric Henley (WR)
1993	Trevor Cobb (RB)
1994	Bert Emanuel (QB-WR)
1996	Ndukwe Kalu (DE-South Defensive MVP)
2013	Vance McDonald (TE)
2014	Chris Boswell (K)

BLUE-GRAY GAME

Year	Player (Position)
1940	Ken Whitlow (C)
1944	H.J. Nichols (G)
1947	Jim Spruill (T) J.W. Magee (G) Harold Stockbridge (B)
1948	Nick Lanza (E) Huey Keeney (B)
1952	Bill Crockett (OT)
1955	Eddie Rayburn (T)
1958	Gene Jones (E) J.D. Smith (T)
1959	Gordon Speer (B)
1961	Butch Blume (B) Larry Anthony (B) Tommy Minter (LB)
1964	Gene Fleming (B)
1965	Jim Vining (T)
1970	Bucky Allshouse (DB)
1971	Stahle Vincent (RB) Bob Brown (E)
1972	Mark Williams (PK) Ron Waedemon (OT)

ALL-STAR PARTICIPANTS

	Rodrigo Barnes (LB)
1973	Preston Anderson (DB)
1975	Alan Pringle (PK) Jody Medford (DT)
1976	Tommy Kramer (QB) Danny Johnson (OT) Kenneth Roy (TE)
1979	Earl Cooper (RB)
1981	Robert Hubble (TE)
1985	James Hamrick (PK)
1990	Donald Hollas (QB-DNP) Richard Segina (C)
2000	Travis Ortega (LB) Adrian Sadler (DB)
2001	Dan Dawson (DB)

AFCA ALL-AMERICA BOWL

Year	Player (Position)
1960	Gordon Speer (HB)
1961	Rufus King (G)
1962	Roland Jackson (RB)
1963	Gene Raesz (E)
1964	John Mims (T)
1971	Stahle Vincent (RB)
1973	Sammy Johnson (OT)

1976 Larry Brune (DB)

NORTH-SOUTH SHRINE GAME

Year	Player (Position)
1959	Gordon Speer (HB)
1960	Johnny Burrell (E)
1961	George Karam (T)
1962	Randy Kerbow (QB) Roland Jackson (RB) Johnny Cole (C) Gene Raesz (E)
1963	Johnny Nichols (G)
1964	John Mims (T) Dale Calihan (E)
1965	Ronnie Cervenka (DB)
1970	Roger Roitsch (DT) Brownie Wheless (OT)
1972	Gary Butler (TE) Bart Goforth (OG)
1973	Preston Anderson (DB)
1975	Alan Pringle (PK)
1976	Rodney Norton (LB)

CHICAGO COLLEGE ALL-STAR GAME

Year	Player (Position)
1946	Bill Blackburn (C)
1950	Joe Watson (C) Tobin Rote (QB-DNP) Froggy Williams (E-DNP)
1951	Bill Howton (E)
1953	Ron Rhoden (T)
1954	Richard Chapman (T-DNP)
1955	Dicky Maegle (B)
1958	King Hill (QB)
1959	Buddy Dial (E)
1965	Malcolm Walker (C) Russell Wayt (DB)

JAPAN BOWL

Year	Player (Position)
1982	Joel Baxter (PK) Michael Calhoun (QB)
2005	Terry Holley (DB)

TROPICAL BOWL

Year	Player (Position)
2017	Trey Martin (C)

CANADIAN-AMERICAN BOWL

Year	Player (Position)
1979	Jim Frith (DE)

INTAJUICE NORTH-SOUTH CLASSIC

Year	Player (Position)
2006	Quinton Smith (RB) Marcus Rucker (LB)

VILLAGES GRIDIRON CLASSIC

Year	Player (Position)
2005	Terry Holley (DB)

TEXAS VS. THE NATION ALL-STAR GAME

Year	Player (Position)
2007	Quinton Smith (RB)

2008 George Chukwu (DT)

EASTHAM ENERGY COLLEGE ALL-STAR GAME

Year	Player (Position)
2010	Brandon Long (DS)

CASINO DEL SOL ALL STAR GAME

Year	Player (Position)
2011	Tyler Smith (RB) Chris Jammer (CB)

NFLPA COLLEGIATE BOWL

Year	Player (Position)
2013	Sam McGuffie (WR) Luke Willson (TE)

MEDAL OF HONOR BOWL

Year	Player (Position)
2014	Cody Bauer (DE)

TEAM AWARDS

GEORGE MARTIN AWARD

The George Martin Award, recognizing a long-time Houston restaurateur, began honoring Rice's most valuable player in 1925. He directed the annual selection until his death in 1962. The recipient is now chosen by team members via secret ballot.

Year Player (Position)

1925	Wash Underwood (C)
1926	Wash Underwood (C)
1927	Merle Comstock (B)
1928	Danny Allnoch (B)
1929	Bush Jones (G)
1930	Bill Morgan (G)
1931	Lou Hassell (T)
1932	Joe Lagow (G)
1933	Harry Witt (B)
1934	John McCauley (B)
1935	Bill Wallace (B)
1936	Buck Friedman (B)
1937	Ernie Lain (B)
1938	Walter Williams (E)

1939	Olie Cordill (B)
1940	Ken Whitlow (C)
1941	Art Goforth (G)
1942	Weldon Humble (G)
1943	Charles Malmberg (T)
1944	George Walmsley (B)
1945	Bob Nemir (B)
1946	Weldon Humble (G)
1947	J.W. Magee (G)
1948	Gerald Weatherly (C)
1949	Joe Watson (C)
1950	Bill Howton (E)
1951	Bill Howton (E)
1952	Don Rhoden (C)
1953	Kosse Johnson (B)
1954	Kenny Paul (G)
1955	Lew Harpold (G)
1956	Jerry Harris (C)
1957	King Hill (QB)
1958	Gene Jones (E)
1959	Bill Bucek (QB)
1960	Jim Stroud (C)
1961	Butch Blume (HB)
1962	Gene Raez (E)
1963	Johnny Nichols (G)

1964	Malcolm Walker (C)
1965	Jim Vining (T) David Ferguson (HB)
1966	Chuck Latourette (DB)
1967	Hugo Hollas (DB)
1968	Leland Winston (OT)
1969	Steve Bradshaw (DG)
1970	Bucky Allshouse (DB)
1971	Stahle Vincent (RB)
1972	Gary Butler (TE)
1973	Carl Swierc (WR)
1974	Jody Medford (DT)
1975	John Coleman (RB)
1976	Tommy Kramer (QB)
1977	David Houser (WR)
1978	David Houser (WR)
1979	Earl Cooper (RB)
1980	Robert Williamson (LB)
1981	Michael Calhoun (QB)
1982	Melvin Robinson (WR)
1983	Phillip Money (QB)
1984	Melvin Robinson (WR)
1985	Antonio Brinkley (RB)
1986	Quentis Roper (QB-KOR)
1987	Courtney Hall (C)

1988	Courtney Hall (C)
1989	Donald Hollas (QB)
1990	Trevor Cobb (RB)
1991	Trevor Cobb (RB)
1992	Trevor Cobb (RB)
1993	Bert Emanuel (QB)
1994	Byron Coston (RB)
1995	Larry Izzo (LB)
1996	Chad Nelson (QB)
1997	Chad Nelson (QB)
1998	LaDouphyous McCalla (DB)
1999	Chad Richardson (QB)
2000	Dan Dawson (LB)
2001	Kyle Herm (QB)
2002	Brandon Green (DE)
2003	Kyle Herm (QB)
2004	Ed Bailey (RB)
2005	Quinton Smith (RB)
2006	Jarett Dillard (WR)
2007	Chase Clement (QB)
2008	Chase Clement (QB)
2009	Andrew Sendejo (DB)
2010	Travis Bradshaw (SAF) Cheta Ozougwu (DE)
2011	Tyler Smith (RB)

2012	Philip Gaines (CB)
2013	Charles Ross (RB)
2014	Jordan Taylor (WR)
2015	Luke Turner (RB)
2016	Emmanuel Ellerbee (LB)
2017	Brian Womac (DE)
2018	Jack Fox (P)

JOE F. LIPSCOMB AWARD

Awarded annually to the team's most outstanding freshman, the Joe F. Lipscomb Award is decided by a squad vote.

Year Player (Position)

1971	Jake Smitherman (LB)
1972	Ken Doucette (LB)
1973	Mark Roquemore (LB)
1974	David Houser (WR)
1975	Tony Hackebeil (RB)
1976	Robert Williamson (LB)
1977	Michael Downs (DB)
1977	Randy Hertel (QB)
1978	Weldon Meeks (RB)
1979	Tim Sanders (RB)

1980	Doug Johnson (QB)
1981	Kevin Trigg (RB)
1982	Alvin Rettig (DB)
1983	Dwain Turner (DT)
1984	Mark Comalander (QB)
1985	Quentis Roper (QB)
1986	Everett Coleman (DB)
1987	Nigel Codrington (DB)
1988	Terry Thornton (DB)
1989	Trevor Cobb (RB) Matt Sign (NG)
1990	Nathan Bennett (RB) Kolis Crier (TE)
1991	Josh LaRocca (QB)
1992	Larry Izzo (LB) Emerson Allen (WR)
1993	Ndukwe Kalu (DE)
1994	Chad Nelson (QB-PK)
1995	Michael Perry (RB)
1996	Judd Smith (NG)
1997	Jake Jackson (NG)
1998	B.J. Ferguson (DT)
1999	Brandon Green (DE)
2000	Robbie Beck (RB)
2001	Clint Hatfield (RB)

2002	Marcus Battle (WR)
2003	Chad Price (DB)
2004	Joel Armstrong (QB)
2005	Jarett Dillard (WR)
2006	Andrew Sendejo (DB)
2007	James Casey (WR)
2008	Chris Jammer (DB)
2009	Charles Ross (DB)
2010	Jeremy Eddington (RB)
2011	Bryce Callahan (CB)
2012	Christian Covington (DT)
2013	Jowan Davis (RB)
2014	James Mayden (WR)
2015	Justin Bickham (CB)
2016	Kylen Granson (WR)
2017	Austin Trammell (WR)
2018	Prudy Calderon (DB)

GEORGE R. BROWN OFFENSE AWARDS

Originated in 1971, the George R. Brown Offense Awards are given annually to the outstanding lineman, back and receiver. The receiver was not added to the award until 1976. Brown, chairman of Brown & Root Contractors, was a Rice graduate and former chairman of the university's Board

of Trustees. He was one of the most active supporters of the university until his death in 1983.

Year Player (Position)

1971	Ron Waedemon (L) Stahle Vincent (B)
1972	Bart Goforth (L) Bruce Gadd (B)
1973	David Vandiver (L) Gary Ferguson (B)
1974	Randy Eggemeyer (L) Gary Ferguson (B)
1975	James Liska (L) Ed Lofton (B)
1976	Danny Johnson (L) James Sykes (B) Doug Cunningham (R)
1977	John Joyce (L) Earl Cooper (B) David Houser (R)
1978	Dwayne Moyer (L) Earl Cooper (B) Doug Cunningham (R)
1979	Keith Kveton (L) Earl Cooper (B) Robert Hubble (R)

1980	Darryl Grant (L) Calvin Fance (B) Hosea Fortune (R)
1981	Donny Martin (L) Michael Calhoun (B) Hosea Fortune (R)
1982	Donny Martin (L) Tim Sanders (B) Melvin Robinson (R)
1983	Scott McLaughlin (L) Kevin Trigg (B) Ricky Askew (R)
1984	Scott McLaughlin (L) Marc Scott (B) Melvin Robinson (R)
1985	Bobby Nunez (L) Antonio Brinkley (B) Darrick Wells (R)
1986	Russell Moses (L) Quentis Roper (B) Kenny Major (R)
1987	Courtney Hall (L) Lorenzo Cyphers (B) Todd Jones (B) Darrell Goolsby (R)
1988	Courtney Hall (L) Quentis Roper (B)

	Mike Boudousquie (R)
1989	Allen Koch (L) Richard Williams (B) Eric Henley (R)
1990	Richard Segina (L) Trevor Cobb (B) Courtney Cravin (R) Eric Henley (R)
1991	Trey Teichelman (L) Trevor Cobb (B) Eric Henley (R)
1992	Chris Cooley (L) Trevor Cobb (B) Jimmy Lee (R)
1993	Chris Cooley (L) Yoncy Edmonds (B) Byron Coston (B) Jimmy Lee (R)
1994	Chris Cooley (L) Jimmy Lee (B) Ed Howard (R)
1995	Jeremy Thigpen (L) Yoncy Edmonds (B) Jeff Venghaus (R)
1996	Jeremy Thigpen (L) Spencer George (B) Jason Blackwell (R)

1997	Charles Torello (L) Michael Perry (B) Jason Blackwell (R)
1998	Charles Torello (L) Michael Perry (B) Jason Blackwell (R)
1999	Neal Gray (L) Chad Richardson (B) Raphael Tillman (R)
2000	Rod Beavan (L) Jamie Tyler (B) Gavin Boothe (R)
2001	Billy Harvin (L) Kyle Herm (B) Gilbert Okoronkwo (R)
2002	Keith Meyer (L) Vincent Hawkins (B) Marcus Battle (R)
2003	Chris DeMunbrun (L) Robbie Beck (B) Thomas Lott (B) Marcus Battle (R)
2004	Greg Wilson (L) Ed Bailey (B) Ryan Simonak (R)
2005	Cory Laxen (L) Quinton Smith (B)

	Jarett Dillard (R)
2006	Robbie Heos (L) Quinton Smith (B) Jarett Dillard (R)
2007	Robbie Heos (L) Chase Clement (B) Jarett Dillard (R)
2008	David Berken (L) CJ Ugokwe (B) Jarett Dillard (R)
2009	Scott Mitchell (L) Tyler Smith (B) Toren Dixon (R)
2010	Jake Hicks (L) Sam McGuffie (B) Vance McDonald (R)
2011	Jake Hicks (L) Tyler Smith (B) Vance McDonald (R)
2012	Nate Richards (L) Charles Ross (B) Jordan Taylor (R)
2013	Nate Richards (L) Charles Ross (B) Jordan Taylor (R)
2014	Matt Simonette (L) Jowan Davis (B)

	Jordan Taylor (R)
2015	Trey Martin (L) Darik Dillard (B) Zach Wright (R)
2016	Trey Martin (L) Samuel Stewart (B) Temi Alaka (R)
2017	Trey Martin (L) Nahshon Ellebe (B) Aaron Cephus (R)
2018	Sam Pierce (L) Austin Walter (B) Austin Trammell (R)

JESS NEELY DEFENSE AWARDS

The Jess Neely Defense Awards were started in 1966 in honor of the retired Rice head coach and athletic director. Ben Woodson, a long-time Rice booster and former chairman of the American General Companies, arranged for the presentation of two awards in Neely's name every year to the top Owl lineman and back. An award for the top linebacker was added in 1971. Neely passed away in 1983.

Year	Player (Position)
1966	Harlon Dearing (L) Chuck Latourette (B)
1967	Hugo Hollas (L) Jay Collins (B)
1968	Gene Auldrige (L) Pascual Piedfort (B)
1969	Steve Bradshaw (L) Bucky Allshouse (B)
1970	Roger Roitsch (L) Chris Hale (B)
1971	Larry Walling (L) Rodrigo Barnes (LB) Bruce Henley (B)
1972	Larry Walling (L) LaRay Brashers (LB) Bruce Henley (B)
1973	Cornelius Walker (L) Richard Hollas (LB) Preston Anderson (B)
1974	Cornelius Walker (L) Rodney Norton (LB) Larry Brune (B)
1975	Brent Barnes (L) Rodney Norton (LB) Larry Brune (B)
1976	Jeff Rose (L)

	Mark Bockeloh (LB) Don Parrish (B)
1977	Joey Bevill (L) Robert Williamson (LB) Don Parrish (B)
1978	Dwight Moyer (L) Lamont Jefferson (LB) Don Parrish (B)
1979	Tom Adams (L) Robert Williamson (LB) Michael Downs (B)
1980	Tom Adams (L) Robert Williamson (LB) Michael Downs (B)
1981	Clenzie Pierson (L) Don Foster (LB) Richard Crayton (B)
1982	Clenzie Pierson (L) Richard Gray (LB) Brian Mica (B)
1983	Joel Rios (L) Doug Johnson (LB) Richard Crayton (B)
1984	Dwain Turner (L) Danny Burgess (LB) Dwayne Holmes (B)
1985	Dwain Turner (L)

	Danny Burgess (LB) Steve Kidd (B)
1986	Dwain Turner (L) Danny Burgess (LB) Steve Kidd (B)
1987	Jeff Thomas (L) Kyle Falk (LB) Donald Hollas (B)
1988	Ted Humphreys (L) O.J. Brigance (LB) William McClay (B)
1989	Tim Fitzpatrick (L) O.J. Brigance (LB) David Griffin (B)
1990	Tim Fitzpatrick (L) O.J. Brigance (LB) Greg King (B)
1991	Shawn Alberding (L) Tony Barker (LB) Nathan Bennett (B)
1992	Shawn Alberding (L) Corey Seymour (L) Emmett Waldron (LB) Sean Washington (B)
1993	Corey Seymour (L) Emmett Waldron (LB) Nathan Bennett (B)

1994	Ndukwe Kalu (L) Joe Davis (LB) Bobby Dixon (B)
1995	Ndukwe Kalu (L) Larry Izzo (LB) Warrick Franklin (B)
1996	Ndukwe Kalu (L) Rashad Reynolds (LB) Warrick Franklin (B)
1997	Andy Clifton (L) Rashad Reynolds (LB) LaDoughyous McCalla (B)
1998	Terrence Melton (L) Rashad Reynolds (LB) LaDoughyous McCalla (B)
1999	Judd Smith (L) Wesley Kubesch (LB) Dan Dawson (LB) Jason Hebert (B)
2000	Jake Jackson (L) Rashard Pittman (LB) Travis Ortega (B) Dan Dawson (B)
2001	Brandon Green (L) Dan Dawson (LB) Joe Bob Thompson (LB) Jason Hebert (B)

2002	Brandon Green (L) Jeff Vanover (LB) Greg Gatlin (B)
2003	John Syptak (L) Jeff Vanover (LB) Terry Holley (B)
2004	Jeremy Calahan (L) John Syptak (L) Adam Herrin (LB) Terry Holley (B)
2005	John Syptak (L) Adam Herrin (LB) Chad Price (B)
2006	Courtney Gordon (L) Brian Raines (LB) Andray Downs (B)
2007	George Chukwu (L) Brian Raines (LB) Andrew Sendejo (B)
2008	Scott Solomon (L) Brian Raines (LB) Andrew Sendejo (B)
2009	Scott Solomon (L) Terrance Garmon (LB) Travis Bradshaw (B)
2010	Cheta Ozougwu (L) Justin Hill (LB)

	Travis Bradshaw (B)
2011	Scott Solomon (L) Justin Allen (LB) Bryce Callahan (B)
2012	Christian Covington (L) Cameron Nwosu (LB) James Radcliffe (LB) Phillip Gaines (B)
2013	Christian Covington (L) Michael Kutzler (LB) Phillip Gaines (B)
2014	Brian Nordstrom (L) James Radcliffe (LB) Bryce Callahan (B)
2015	Derek Brown (L) Alex Lyons (LB) J.T. Blasingame (B)
2016	Blain Padgett (L) Alex Lyons (LB) J.T. Blasingame (B)
2017	Brian Womac (L) Emmanuel Ellerbee (LB) Brandon Douglas-Dotson (B)
2018	Zach Abercumbia(L) Blaze Alldredge(LB) George Nyawkol (B)

JAMES W. GLANVILLE AWARD

Named after the former Rice treasurer and member of the board of governors, the Glanville Award goes to the player who has achieved excellence in athletics, academics and integrity.

Year Player (Position)

1992	Trevor Cobb (RB)
1993	Josh LaRocca (QB)
1994	Josh LaRocca (QB)
1995	Chris Cooley (OG)
1996	Jason Winship (DT)
1997	Andy Clifton (DE)
1998	Judd Smith (DT)
1999	Mike Gingrich (RB)
2000	Travis Ortega (DB)
2001	Joe Bob Thompson (LB)
2002	Brandon Green (DE)
2003	Chris DeMunbrun (OL)
2004	Raymorris Barnes (DB)
2005	John Syptak (DL)
2006	Andray Downs (DB)
2007	Bio Bilayae Benibo (RB)
2008	James Casey (WR)
2009	Travis Bradshaw (DB)

2010	Travis Bradshaw (DB)
2011	Travis Bradshaw (DB)
2012	Michael Kutzler (LB)
2013	Michael Kutzler (LB)
2014	Brian Nordstrom (DL)
2015	Darik Dillard (RB)
2016	Darik Dillard (RB)
2017	DJ Green (LB)
2018	Parker Hanusa (DL)

BILLY ED DANIELS AWARD

The Daniels Award is given to the player who exhibits the qualities most desired in a teammate: hustle, devotion and attitude. The award is selected by a vote of the coaching staff and is named after the longtime supporter of the university and former letterman (1950-52) who passed away in 1990.

Year Player (Position)

1990	Shane Hollas (TE)
1991	Pio Hocate (DB)
1992	Greg Willig (QB)
1993	Randy Garcia (DE)
1994	Jeff Epp (RB)
1995	Jeff Sowell's (DB)

1996	Kevin Masek (LB)
1997	Mark Spinner (OT)
1998	Keilone Gordon (RB)
1999	Judd Smith (DT)
2000	Ben Wulf (QB-RB)
2001	Dan Dawson (LB)
	Jason Hebert (DB)
2002	Vincent Hawkins (RB)
2003	Chris DeMunbrun (OL)
2004	Scott Mayhew (OL)
2005	Adam Herrin (LB)
2006	Dietrich Davis (LB)
2007	Marcus Knox (RB)
2008	Andrew Sendejo (DB)
2009	Marcux Knox (RB)
2010	Kevin Pool (RB)
2011	Turner Petersen (RB)
2012	Luke Willson (TE)
2013	Turner Petersen (RB)
2014	Matt Simonette (OL)
2015	Caleb Williams (OL)
2016	Cameron Johnson (WR)

“BLOODY JOE” DAVIS AWARD

The “Bloody Joe” Davis Award goes to the

player or players who most display the competitive spirit of the legendary Rice assistant coach, rising above pain and injury to be the best player possible.

Year Player (Position)

1991	Matt Sign (NG)
	Charles Gulbranson (DT)
1992	Joey Wheeler (LB)
1993	Jimmy Lee (WR)
1994	Jimmy Lee (RB)
1995	Joe Davis (LB)
	Jay Lamy (DB)
1996	Chad Nelson (QB)
1997	Benji Wood (RB)
1998	Judd Smith (DT)
1999	Clint Leschber (RB)
2000	Larry Brown (DT)
	Jason Hebert (DB)
2001	Dan Dawson (LB)
2002	B.J. Forgyson (DL)
2003	Kyle Herm (QB)
	Jeff Vanover (LB)
2004	Jeremy Calahan (DL)
	Cotey-Joe Cswaykus (DL)
2005	Cory Laxen (OL)
2006	Andray Downs (DB)

2007	Andrew Sendejo (DB)
2008	Brian Raines (LB)
2009	Terrance Garmon (LB)
2010	Eric Ball (OG)
2011	Scott Solomon (DE)
2012	Julius White (DB)
2013	Cody Bauer (DE)
2014	Matt Simonette (OL)
2015	Stuart Mouchantaf (DT)
2016	DJ Green (LB)
2017	No Award
2018	Graysen Schantz (DL)

BILL WHITMORE AWARD

Selected by the coaching staff, the Bill Whitmore Award goes to the most improved offensive player during spring drills. The award is named after the university’s first full-time sports information director (1950-84) who passed away in August, 2002.

Year Player (Position)

1987	Lorenzo Cyphers (RB)
1988	Mike Boudousquie (WR)
1989	Scott Reeves (OL)

1990	Mike Appelbaum (OL)
1991	Herschel Crowe (WR)
1992	Jimmy Lee (WR)
1993	Clemente Torres (TE)
1994	Pat Callahan (RB)
1995	Yoncy Edmonds (RB)
1996	Mike Jones (TE)
1997	Tony Washington (WR)
1998	Anthony Griffin (RB)
1999	Evans Meeks (WR)
2000	Jeremy Hurd (QB)
2001	Gilbert Okoronkwo (WR)
2002	Ed Bailey (RB)
2003	Ed Bailey (RB)
	Ryan Simonak (WR)
2004	Joe Moore (RB)
2005	Joe Don Wood (RB)
2006	Trey Hopson (RB)
2007	Chase Clement (QB)
2008	John Thomas Shepherd (QB)
2009	Keshawn Carrington (C)
2010	Pierre Beasley (WR)
2011	Andre Gautreaux (WR)
2012	Taylor McHargue (QB)
2013	Luke Turner (RB)
2014	Ian Gray (OL)
2015	Trey Martin (OL)

2016	Aston Walter (WR)
------	-------------------

JOE DAVIS AWARD

Also selected by the coaching staff, the Davis Award winner is the most improved defensive player in the spring. Joe Davis was the legendary Rice assistant football (1940-70) and head basketball (1943-49) coach. He passed away in January, 1990.

Year Player (Position)

1987	Stephen Holmes (DB)
1988	David Alston (DT)
1989	Bill Stone (LB)
1990	Brian Symonette (LB)
1991	Nathan Bennett (DB)
1992	Emmett Waldron (LB)
1993	Deric Rutherford (DE)
1994	Derrick Williams (LB)
1995	Jay Lamy (DB)
1996	Rashad Reynolds (LB)
1997	Terrence Melton (DE)
1998	David Grenardo (DB)
1999	Wes Kubesch (LB)
2000	Justin Engler (LB)
2001	Ross Lassley (DE)
2002	Corey Evans (DB)

2003	Adam Herrin (LB)
	William Wood (DL)
2004	Omeke Alikor (LB)
2005	Vernon James (LB)
2006	Victor Brooks (DL)
	Marcus Rucker (LB)
2007	Courtney Gordon (DE)
2008	Willie Garley (LB)
2009	Cheta Ozougwu (DE)
2010	Justin Hill (LB)
2011	Bryce Callahan (CB)
2012	Christian Covington (DL)
2013	Stuart Mouchantaf (DL)
2014	Brian Nordstrom (DL)
2015	D.J. Green (LB)
2016	Emmanuel Ellerbee (LB)

BRIGANCE COURAGE AWARD

Created in 2009 to honor former linebacker O.J. Brigance, the award recognizes a Rice football player who exhibits the qualities that Brigance employed during his career at Rice.

Year	Player (Position)
2008	Brian Raines (LB)
2009	Andrew Sendejo (SAF)

2010	Cheta Ozougwu (DE)
2011	Tyler Smith (RB)
2012	Gabe Baker (SAF)
2013	Michael Kutzler (LB)
2014	Gabe Baker (SAF)
2015	Stuart Mouchantaf (DT)
2016	Darik Dillard (RB)
2017	Emmanuel Ellerbee (LB)
2018	Jack Fox (P)

BOB QUIN AWARD

One of Rice's highest honors, the Bob Quin Award is given to the University's most outstanding all-around senior male student-athlete. It is given in memory of Bob Quin, a well-respected Rice student-athlete who passed away during a trip across the Atlantic Ocean in 1930. A group of Quin's friends felt that there would be no more suitable memorial to him than to establish an award at Rice to be given each year to the male student-athlete who exemplifies distinction in athletics, academics and leadership.

Year	Player	Sport
1931	E.J. (Dick) Jamerson	Football
1933	Gordon Nicholson	Football

1934	Fred Alter	Tennis
1935	Harry Fouke	Football
1936	Harry Witt	Football, Basketball
1937	Howard Nicholls	Football
1938	James Nance	Football
1939	Douglas Sullivan	Football
1943	Bob Tresch	Football
1947	Vince Buckley	Football
1948	Don Anderson	Football
1950	J.A. (Froggie) Williams	Football
1951	Charles L. Tighe	Football
1952	Billy Burkhalter	Football
1953	Dickie Bob Haddox	Football
1954	Dick Chapman	Football
1955	Kenny A. Paul	Football
1958	Matt D. Georges	Football
1959	Raymond Chilton	Football
1960	Charles O. Pollard, Jr.	Football
1961	Boyd King	Football
1962	Bob Johnson	Football
1964	John Sylvester	Football
1965	Walter McReynolds	Football
1967	Chuck Latourette	Football
1968	Jay Collins	Football
1969	Leland Winston	Football & Track
1972	Stahle Vincent	Football
1977	Mark Bockeloh	Football

1981	Lamont Jefferson	Football
1986	Michael Lee	Football
1987	Danny Burgess	Football
1996	Jay Lamy	Football
1997	Larry Thompson	Football
1999	Thomas N. Benford	Football
2000	Juddson "Judd" Smith	Football
2003	Brandon Green	Football
2005	Raymorris Barnes	Football
2006	John Syptak	Football
2009	David Berken	Football
2012	Travis Bradshaw	Football
2015	Gabe Baker	Football
2017	Darik Dillard	Football

NATIONAL FOOTBALL FOUNDATION HALL OF FAME

Year	Player
1961	Weldon Humble
1965	James "Froggy" Williams
1978	Bill Wallace
1979	Dicky Maegle
1993	Buddy Dial
2012	Tommy Kramer
2018	Trevor Cobb

Year	Coach
1954	John W. Heisman
1971	Jess Neely

TEXAS SPORTS HALL OF FAME

Year	Player	Sport
1956	Jimmy Kitts	Football
1961	Pete Cawthon	Football
1962	Cecil Grigg	Football
1969	Weldon Humble	Football
1970	Jess Neely	Football
1978	Bill Wallace	Football
1980	Dicky Maegle	Football
1985	James "Froggy" Williams	Football
2009	Tommy Kramer	Football
2011	Tobin Rote	Football

CONFERENCE USA HALL OF FAME

Year	Player	Sport
2019	Jarett Dillard	Football

RICE LETTERMAN LIST

• AAA •		Robert Allen	1950	Harry Arthur	1936-37-38	Tony Barker	1990-91	Karlon Bedford	1996-97-98-99	Calvin Blair	1981		
Zach Abercumbia	2015, 2017-18	Travis Allen	1930	Percy Arthur	1933-34	Eric Barkett	1983	H.L. Bell	1916-17-18	Dennis Blair	1975-76-77-78		
Rayford Abraham	1983-84-85-86	Marvin Allensworth	1983	Twyman Ash	1956	Brent Barnes	1973-74-75	H.W. Bell	1945	Bernie Blaschke	1979-80-81		
Justin Abt	2004-05-06-07	Isaac Allison	2000-01	Adrayll Askew	1992-93-94-95	Chris Barnes	2018	John Belton	1936	J.T. Blasingame	2012, 14-15		
Bert Adams	1985-86	J.D. Allnoch	1927-28	Ricky Askew	1981-82-83	Melvin Barnes	1933-34	Jarrett Ben	2008-09	Butch Blume	1960-61		
Carroll Adams	1931-32	Jack (Bucky) Allshouse	1968-69-70	Jesse Atkins	1933-34-35	Raymorriss Barnes	2001-02-03-04	Thomas Benford	1995-96-97-98	Charles Boatman	1960		
Doug Adams	1984-85	G.F. Alsbrook	1956	Gene Auldridge	1966-67-68	Rodrigo Barnes	1969, 1971-72	Jason Benjamin	2002	Mark Bockeloh	1973-74-75-76		
Myles Adams	2016-17-18	David Alston	1985-86-87-88	Scott Austin	2005-06-07	Jean Barras	1955	Nathan Bennett	1990-91-92-93	Wade Bode	1971-72-73		
Tom Adams	1977, 1979-80	Kevin Ancell	1985	Charles Avants	1973-74	C.A. Barrett	1921	L.V. Benningfield	1965-66-67	Larry Boehnemann	1975-76		
Joseph Agnew	2006	Calvin Anderson	2015-16-17	Howard Ayers	1963-64	Kensley Barrett	1999	Bubba Berg	1971-72	F.C. Boettcher	1918, 1920-21-22		
Tolu Akinwumi	2011	Don Anderson	1945-46-47	Max Anyiam	2007-08-09-10	Bert Barron	1963-64-65	Aaron Berger	1926-27	Milton Bohannon	1930-31		
Uzoma Akenebu	2016-17	Gary Anderson	2005-06-07	• BBB •				Joe Barron	1968-69	David Berken	2005-06-07-08	Matt Bolding	2003-04-05
Temi Alaka	2014-15-16	John Anderson	1948-49	Johnny Bagwell	1993, 1995	Dennis Barry	1977-78-79-80	Dale Bernauer	1969	Henry Bollman	1934-35	James Bommarito	1987
Ray Alborn	1959-60-61	Preston Anderson	1971-72-73	William Bagwell	1941	Aaron Bassett	1998	Don Bernshausen	1971-72-73	Guy Booker	1975-76-77-78	Gavin Boothe	2000-01
Shawn Alberding	1989-90-91-92	Rene Aninao	2001	Ed Bailey	2001-02-03-04	Livy Bassett	1939-40	Christian Bertrand	2016-17	Wayne Bertsch	1962-63-64	Joey Bevill	1974-75-76-77
Dennis Alexander	1968	Max Aniyam	2007-08-09-10	Pat Bailey	1957-58	Bill Batchelor	1968-69-70	Wayne Bertsch	1962-63-64	Joey Bevill	1974-75-76-77	R.S. Bickford	1920-21-22
George Alexander	1965-66-67	Gene Antil	1957 (Manager)	Gabe Baker	2010-12-13-14	Jeremy Bates	1997, 1999	Joey Bevill	1974-75-76-77	R.S. Bickford	1920-21-22	Justin Bickham	2015, 2017-18
M.H. Alexander	1918-19, 1921	Larry Anthony	1960-61	Shea Baker	2018	Marcus Battle	2002-03-04	Justin Bickham	2015, 2017-18	Chris Boswell	2010-11-12-13	Bob Biering	1934-35
Tommy Alexander	1968-69-70	Mike Appelbaum	1989-90-91-92	Louis Balady	1989-90-91-92	JaQuez Battley	2018	Chris Boudreaux	2018	Al Boughton	1951	Brad Bierstedt	1979-80-81-82
Randy Alford	1970-71-72	Antoine Arbuckle	1981-82	Billy Baldwin	1989-90-91-92	Voddie Baucham	1989	John Biggs	1994	Richard Bowe	1962-63-64	John Biggs	1994
Omeke Alikor	2003-04-05-06	Jonathan Arceneaux	2006	Matt Baldwin	1996-97-98-99	Cody Bauer	2009-10-12-13	Bio Bilaye-Benibo	2005-06-07	Charles Bowen	1960-61	Bio Bilaye-Benibo	2005-06-07
Blaze Alldredge	2018	Ron Arceneaux	1971-72	A.M. (Red) Bale	1934-35	Larry Baugh	1971-72	Guy Billups	2012-13-14	Lindsay Bowen	1941-42	Brent Bishop	1997
Davon Allen	2008-09-10-11	William Ard	1934-35-36	Eric Ball	2009-10-11	Joel Baxter	1981-82	Brent Bishop	1997	Donald Bowers	1987-88-89-90	Charles Blackburn	1970
Donald Allen	1988, 1992	Alvaro Arenas	1975	Larry Ball	1977-78	J.E. Beall	1915	Charles Blackburn	1970	Bobby Bowman	1949	William Blackburn	1941-42
Chase Allen	1995-96-97	George Armstrong	1942	Joe Ballard	2014-15, 2017	Andy Beard	1995-96-97-98	William Blackburn	1941-42	Roland Boyce	1972-73, 1975	F.B. Blackstone	1926-27-28
Emerson Allen	1992-93-94-95	Henry Armstrong	1942, 1946-47	Van Ballard	1949	Pierre Beasley	2008-09-10	F.B. Blackstone	1926-27-28	Brandon Boyd	2000-01-02-03	Jason Blackwell	1995-96-97-98
Frank Allen	1949-50	Joel Armstrong	2004-05-06-07	VJ Banks	2014-15, 2017	Rod Beavan	1996-98-99-2000	Kevin Blackwell	1995-96-97-98	Kevin Brabham	1994-95-96-97		
Justin Allen	2010-11	Kris Armstrong	1993-94	Lute Barber	2005-06-07	Robbie Beck	2000-01-02-03						
J.J. Allen	1928	G.L. Arnold	1945			Nathan Beck	1980, 1982						

Andre Brackens	2010-11	Derek Brown	2012-13, 15	• CCC •	Carson	1920	Jorian Clark	2015-16-17-18	Kevin Conrad	1995	
B.H. Bradbaer	1943-44-45	E.V. Brown	1918-19-20	Leon Caddell	1959-60-61	Harmon Carswell	1950	Rand Clark	1974	Taylor Cook	2010-11-12
F.S. Braden	1927-28	Jeff Brown	1940-41	Ted Cain	1942	David Carter	2003-04	Chase Clement	2005-06-07-08	Chris Cooley	1992-93-94-95
Emmanuel Braden	1948-49-50	Larry Brown	1998-99-2000-01	Jeremy Calahan	2001-02-03-04	Jayson Carter	2014	Scott Clements	1981-82	Don Coontz	1981
Leroy Bradley	1998-99-2000-01	Spencer Brown	1960-61	Prudy Calderon	2018	Ty Carter	2016	Steve Clements	1989-90	DeJaun Cooper	2003-04-05-06
Steve Bradshaw	1967-68-69	Bob Brown	1969-70-71	Larry Caldwell	1969-70-71	Jonathan Cary	2005-06-07	Andy Clifton	1994-95-96-97	Earl Cooper	1976-77-78-79
Travis Bradshaw	2008-09-10-11	W.E. Brown	1913-14-15-16	Jonathan Calhoun	2006	James Casey	2007-08	Billy Cline	1938	Vaquero Cooper	1972
Carmen Brandon	1933-34-35	Bob Brumley	1939-40-41	Michael Calhoun	1981-82	Buck Casson	2004-05	Henry Clore	1932-33	Ford Corbett	2016
Robert Brandon	1937-38-39	Mark Brundage	2008-09	Robert Calhoun	2006-07-08-09	Alex Castano	1992	W.P. Clyce	1914-15	Paxton Corder	2000
William Brandon	1936-37	Larry Brune	1973-74-75	Dale Calihan	1963-64	Andrew Cates	2003-04-05	Coan	1914-15	Olie Cordill	1937-38-39
Dick Brannon	1938-39	Billy Bucek	1957-58-59	Bryce Callahan	2011-12-13-14	Troy Cates	1980-81-82-83	Trevor Cobb	1989-90-91-92	John Cornett	1960-61
Ted Brannon	1941-42	Joe Buck	1970-71-72	Pat Callahan	1992-93-94-95	James Cauley	1957	James Cochran	1963	Don Costa	1954
Neal Branscum	1964-65	Donald Bulanek	1973-74	Aubrey Calvin	1929	Connor Cella	2013-14-15-16	Nigel Codrington	1987-88-89-90	Byron Coston	1991-92-93-94
Daniel Brast	1960	Jaeger Bull	2018	Dean Calvin	1922	Aaron Cephus	2017-18	Dan Coffee	1936-37-38	Kayne Coulter	1986-87-88-89
Jeff Brast	1977-78	Stanley Burge	1976	Charles Campbell	1984-85-86	Ronnie Cervenka	1963-64-65	John Coffee	1930-31	Pat Courtney	1989
LaRay Brashers	1970-71-72	Danny Burgess	1983-84-85-86	Donald Campbell	1950	Danny Cestero	2001	Frank Cogdell	1935	Vince Courville	1981-82
C.A. Brett	1920	Eddie Burgoyne	1983, 1985-86	J.I. Campbell	1921-22-23	Treshawn Chamberlain	2018	Johnny Cole	1961-62	Christian Covington	2012-13-14
Ray Brewster	1986-87	Sammie Burk	1950, 1953	Jerry Candler	1960-61-62	R.E. (Roy) Chambers	1921-22-23	Everett Coleman	1986-87-88-90	Billy Cox	1960-61-62
Shirley Brick	1915-16-17, 1919	Percy Burke	1930-31-32	Anthony Canady	2013	Richard Chapman	1951-52-53	John Coleman	1972-73-74-75	Gary Cox	1973-74-75
Blois Bridges	1952-53	Bill Burkhalter	1949-50-51	Greg Cannady	1976	David Cherry	1974-75-76	Trey Coleman	2003	John L. Cox	1943-44
Thad Bridges	1995-96	DeWayne Burnett	1982-83-84-85	Douglas Canter	1977	Bill Chilivets	1971-72	Mike Collier	1975-76-77-78	LaVon Cox	1953-54
O.J. Brigance	1987-88-89-90	Max Burnett	1960	John Cardwell	1970	Raymond Chilton	1956-57-58	Eddy Collins	1973-74-75-76	Clif Crabtree	1969, 1971-72
James Briggs	1955-56	Tony Burnett	1983-84	Rhett Cardwell	2018	Jonathan Chism	2000-01-02-03	Edwin Collins	1971-72-73	Derek Crabtree	1998-99-2000-01
Trey Briggs	2009-10-12	Johnny Burrell	1959-60-61	Gary Carley	1969-70	T.F. Chmelik	1945	Jay Collins	1965-66-67	Ryan Craig	2006-07-08
Antonio Brinkley	1981, 1983-84-85	Michael Burt	1981-82-83-84	Nico Carlson	2011-12-13-14	Rick Christon	1983	Larry Collins	1981-82-83-84	W.O. Crain	1926
John Brock	2003	Gary B. Butler	1970-71-72	Dan Carlton	1970-71	Craig Christopher	1963-64-65	Mike Collins	1978, 1980-81	Courtney Cravin	1987-88-89-90
Rondel Brock	1973-74-75	Gary O. Butler	1981-82-83-84	Eddy Carnes	1970	George Chukwu	2004-05-06-07	Roger Collins	1968-69-70	J. F. Crawford	1937
Bo Broeren	1977-78-79	Everett Burton	1993-94-95	Dan Carpenter	2016	Lawrence Cimino	2016	Mark Comalander	1984-85-86-87	Marshall Crawford	1953-54-55
Victor Brooks	2006-07-08	Charles Buxton	1966	Keshawn Carrington	2008-09-10-11	Tommy Clanton	1970-71-72	Merle Comstock	1926-27	Richard Crayton	1981, 1983
Ward Broom	1983-84	Judson Byars	1966	Drew Carroll	2011-12-13	Drew Clardy	2003-04-05-06	Herman Conklin	1930-31-32	Cleo Creamer	1937
Paul Brotze	1988-89-90	James Byrd	1933	F.R. Carroll	1916	Derek Clark	2010	Tony Conley	1968-69	Kolis Crier	1990-91-92
Blair Brown	1996-97	Lance Byrd	2003-04-05-06	Edward Carson	1974	Jeff Clark	1914-15	Quin Connelley	1933	Clint Crisp	2001-02

Bill Crockett	1950-51-52	Tim Davis	1969	Michael Downs	1977-78-79-80	Emanuel Ellerbee	2014-15-16-17	Kyle Falk	1984-85-86-87	Robert Forrester	1998
Ernest Crockett	1977-78-79	W.R. Davis	1927	James Doyle	1964-65-66	Alfred Ellis	1979	Calvin Fance	1977-78-79-80	Hosea Fortune	1979-80-81
Herschel Crowe	1990-91-92-93	Brandon Dawkins	2013-14-16	Dan Drake	1951-52	Baron Ellis	1940-41	Clark Fangmeier	2006-07-08-09	Lawrence Fortuné	1995
L.C. Crutchfield	1943	Dan Dawson	1998-99-2000-01	Ronald Dreyer	1962	D' Angelo Ellis	2016-17	Nick Fanuzzi	2009-10-11	Dan Foster	1980-81
Cotey-Joe Cswaykus	2002-04	Joel Dawson	1988-89-90-91	Thomas Driscoll	1930-31-32	Ron Ellis	1990, 1991-93	Steve Farabee	1977	Harry Fouke	1933-34
Cullie Culpepper	1972-73-74	Jack Day	1950-51-52	Victor Driscoll	1930-31-32	Cole Elms	2018	Tanyan Farley	2012-13-14	Heath Fowler	1998-99-2000-01
Joshua Cummings	2016-17-18	Harlon Dearing	1963, 1964-66	Drummond	1919	Donald Elsik	1963-64	James Farrimond	2013-14-15	J.J. Fox	1945
R.E. Cummings	1913-14	Cameron Decell	2014-15-16	Larry Dueitt	1957-58	Bert Emanuel	1992-93	Jack Faubion	1968-69-70	Jack Fox	2015-16-17-18
Doug Cunningham	1975-76-77-78	Ricardo Deckard	1990-91	Darryl Duffie	1983	Kody Emmert	2008-09-10	F.T. Fendley	1913-14-15	Alex Francis	2011-12-13
W.B. Cunningham	1920	Chris DeMunbrun	2001-02-03	E.R. Duggan	1918-19-20-21	David England	1979-80	Leroy Fenstermaker	1952-53	Johnnie Frankie	1934-35-36
Lorenzo Cyphers	1985-86-87-88	Patrick Dendy	2000-01-02-03	Richard Duggan	1988-89-90-91	Justin Engler	2000-01-02	David Ferguson	1963-64-65	Warrick Franklin	1993-94-95-96
		E.W. DePrato	1918-19-20-21	Julian Duncan	1995-96-97-98	Terry English	1970	Gary Ferguson	1972-73-74	Bill Frazier	1951-52
	• DDD •	Craig Desmond	1989	Frank Dunnigan	1948-49 (Manager)	Andy Erickson	2010	Hap Feuerbacher	1971-72	Corey Frazier	2009-10-11-13
J.W. Dain	1916, 1919-20	Marvin DeWoody	1939-40	Taylor Dupree	2007-08-09-10	Eddie Enriquez	1988-89-90	Kenny Fields	1987	Ed Freeny	1985
David Damer	1981-82	Carlton Derrett	1976-77-78	J.R. Dutton	1921	Jeff Epp	1994	Paul Fields	1966-67	Joseph Friedman	1934-35-36
Rob Daniel	2002-03-04-05	Buddy Dial	1956-57-58	Dick Dwelle	1940-41-42	Augie Erfurth	1945	Lanny Fife	1955	Pat Friend	1972
Billy Ed Daniels	1950-51-52	Albert Dickey	1930-31-32	E.H. (Eddie) Dyer	1918-19-20-21	David Erwin	1981	Jaylon Finner	2011-12-13-14	Jim Frith	1975-76
Larry Darling	1965-66-67	J.E. Dickson	1941-42	Raymon Dyer	1960-61 (Manager)	Ed Erwin	1969-70	Mike Firestone	1979-80	Michael Fritsch	1961
David Darr	1977-78-79-80	Joseph Dill	2017-18			Jarrett Erwin	1997-98-99-2000	Chris Fisher	1973-74-75	Jack Frye	1931
Eldon Daunoy	1934	Darik Dillard	2013-14-15-16		• EEE •	John Eskridge	1962	Billy Fisk	1951-52	Garrett Fuhrman	2012-13-14-15
F.M. Daugherty, Jr.	1935	Jarett Dillard	2005-06-07-08	Jim Earthman	1977-78-79	Zach Espinosa	2012-13-14-15	Brendon Fitzgerald	1991-92-93	Howard Fulwiler	1913-14-15
Bryan Davenport	1971-72-73	Joey DiQuinzo	1977-78	Mike Ecklund	1991-92-93	Emmanuel Esukpa	2016-17-18	Tim Fitzpatrick	1988-89-90		• GGG •
Angus Davis	1985-86	Bobby Dixon	1992-93-94-95	Jeremy Eddington	2010-11-12-13	Braxton Evans	2005	Gene Fleming	1962-63-64	Bruce Gadd	1970-71-72
Dietrich Davis	2005-06	Toren Dixon	2006-07-08-09	Dan Edling	1981-82	Corey Evans	1998, 2000-02	Christian Fletcher	2011-12-13	Kevin Gaddis	2009-10
George Davis	1965-66-67	William Doak	1978	Yoncy Edmonds	1992-93-94-95	Ernest Evans	1984-85	Larry Flournoy	1967 (Manager)	Phillip Gaines	2009-10-12-13
J.B. Davis	1943	Larry Doolen	1966	Isaiah Edwards	2016	Rishone Evans	2002	Sam Flowers	1937	Will Galusha	2003
Joe L. Davis	1997, 1999-2000	J.R. Dormant	1916-17	Larry Edwards	1974-75-76	Jack Everett	1939-40	Harris Forbes	1971-72 (Manager)	Robert Garbrecht	1952-53
Joe W. Davis	1992-93-94-95	Garrett Dornon	2004	Randy Eggemeyer	1973-74-75	Ricky Evrard	1977	John Forbes	1934-35-36	Cole Garcia	2018
John Davis	1984-85-86-87	Brandon Douglas-Dotson	2015-16-17-18	Virgil Eikenberg	1942, 1946-47			Kevin Ford	2002	Elijah Garcia	2017-18
John W. Davis	1992	Christopher Douglas	2006-07-08	Anthony Ekpe	2017-18		• FFF •	Shelburne Ford	1958-59	Paul Garcia	1978-79
Jowan Davis	2013-14-15-16	Truman Douty	1931-32	Nick Elder	2012-13-14	Mike Falco	2003-04-05-06	Walter Ford	1977-78-79	Randy Garcia	1991-92-93
Larry Davis	1967-68-69	Andray Downs	2003-04-05-06	Nahshon Ellerbe	2016-17-18	David Falgout	2008-09	B.J. Forguson	1998-99-2000-02		

Max Gardner	1970 (Manager)	Vernon Glass	1948-49-50	Neal Gray	1996-97-98-99	W.R. (Billy) Hale	1930	Henry Harrison	1973-74	Bruce Hendrickson	1956
E.L. Garlach	1919	Earl Glassie	1939	Richard Gray	1980-81-82	W.L. Hale, Jr.	1922-23-24	Will Harrison	2017	Joey Henke	1982-83
Doug Garland	1977	George Glauser	1948-49-50	Brandon Green	1999-2000-01-02	Robert Hailey	1965-66-67	Dan Hart	1951-52-53	Bruce Henley	1971-72-73
Willie Garley	2007-08-09-10	Steve Gleaves	1975, 1977-78-79	DJ Green	2014-15-16-17	James Hairston	2014	Alvin Hartman	1958-59-60	Eric Henley	1988-89-90-91
Terrance Garmon	2006-07-08-09	Tommy Godard	1971-72-73	G.M. Green	1917	Barney Haley	1933	Fred Hartman	1938-39-40	Cody Hennessee	2013-14-15-16
James Garner	1968, 1970	Peter Godber	2014-15-16-17	J.R. Green	1937-38-39	Bill Haley	1992	Sammy Hartman	1987-88-89-90	Robby Heos	2004-05-06-07
D.R. Garnett	1913-14	Byron Godfrey	1994-95-96-97	T.W. Green	1929	Andy Hall	2003-04-05	Brice Harvey	1991	Kyle Herm	2000-01-02-03
Skip Garrett	1977-78-80	Art Goforth	1939-40-41	Jack Greene	2017-18	Chris Hall	1993	Billy Harvin	1998-99-2000-01	Adam Herrin	2002-03-04-05
Julius Garrett	1933	Bart Goforth	1970-71-72	Buddy Gregory	1984-85-86	Courtney Hall	1985-86-87-88	Lou Hassell	1930-31	John Paul Hershey	1970-71-72
Derek Gary	1999-2001	Bill Goins	1991-92-93	David Grenardo	1995-96-97-98	Jerry Hall	1954-55	Mark Hatch	1981, 1983	Randy Hertel	1977-78-79-80
Arnaud Gascon-Nadon	2008	Jimmy Golden	1992-93	David Grice	1988-89	Lee Haltom	1915	Clint Hatfield	2001-02-03-04	E.W. Herting, Jr.	1925-26, 1928
Greg Gatlin	1999-2000-01-02	Layton Golemon	1952-53-54	Anthony Griffin	1997-98-99-2000	Halworthy	1919	Ron Hatfield	1962	Charles Hester	1981-82-83-84
Andre Gautreaux	2011-12-13	Mike Gonzales	1987-88	David Griffin	1988-89-90-91	Brandon Hamilton	2012, 14	Vincent Hawkins	1999-2000-01-02	David Hester	1966-67
Donald Gee	1955	Mike Goode	1971-72-73	Louis Griffin	1975-76	Robbie Hamilton	2005-06	Dustin Haynes	2002-03, 2005	Tom Hetherington	1990-91-92-93
Fred Geisler	1973-74	Jeramy Goodson	2008-09	Scott Grimes	1996-97-98-99	James Hamrick	1983-84-85	Tobin Haynes	1970-71-72	J.C. Heyck	1924-25
Giovanni Gentosi	2018	Buford Goodwin	1922	G.E. Grininger	1943-44	Lee Hammett	1930-31-32	Donald Hayward	1968-70	Jake Hicks	2008-09-10-11
Eddie Gentry	1981-82-83	Darrell Goolsby	1984-85-86-87	L.H. Gripon	1915-16	Robert Hammond	1968	Bubba Heard	2005-06-07	Bryan Hill	1978-79-80-81
Spencer George	1993-94-95-96	Courtney Gordon	2003-04-05-06	Dale Grounds	1969-70-71	Edwin Hander	1930-31-32	William Heard	1940-41	Justin Hill	2007-08-09-10
Pat N. Gerald	1961	Keilone Gordon	1995-96-97-98	Charles Gulbranson	1990-91-92	Paul Hancock	1936-37-38	R.H. (Hal) Heath	1917-18-19	King Hill	1955-56-57
Pat S. Gerald	1983	Preston Gordon	2015-16-17	Gerald Gusler	1957-58	Bill Haner	1937-38	Clay Hebert	2010-11	Louis D. Hill	1930
Nate German	2015-16	Matt Gorges	1955-56-57			Wes Hansen	1976, 1978-79	Jason Hebert	1998-99-2000-01	Malcolm Hill	2011-12-13-14
Joel Giddens	1984-85-86-87	Brynton Goynes	1992-93-94-95		• HHH •	C.A. Hanson	1944	W.C. Heflin	1922-24	Ross Hill	2011
Jared Gilbert	2004-05	Ronnie Graham	1962	Tony Hackebeil	1975-76	Parker Hanusa	2016-17-18	Joe Heikkinen	1983-84-85-86	Glen Hine	1964-65-66
Trevor Gillette	2010-11-12-13	Garrett Grammer	2017-18	Dickie Bob Haddox	1950-51-52	A.W. Harder	1928	Kelly Hejtmanick	2000-01	Glen Ray Hines	1986-87
Greg Gillingham	1990-91	Jacob Grams	2018	C.M. Haden	1943	Brendan Harmon	2018	August O. Hein	1930	Jess Hines	1936-37-38
Donald Gillis	1955, 1957	J.T. Granato	2016	Don Hager	1937-38-39	Jeremy Harper	2003	Greg Heiskel	1983	Jimmy Hines	1987-89
Mike Gingrich	1995-96, 1998-99	Kylen Granson	2016-17	W.W. Hair	1919-20	Lew Harpold	1953-54-55	John Held	1956	Garland Hinman	1932
Matt Ginn	2003, 2005	Darryl Grant	1977-78-79-80	Frank Hairston	1937-38	Wayne Harpold	1979-80-81-82	Greg Henderson	2001-02-03-04	Eugene Hinyard	1966-67-68
John Gioffre	2008-09-10-11	Charles Grantham	1953	Billy E. Hale	1962-63-64	Archie Harris	1982-83	James Henderson	1964-65-66	Pio Hocate	1991
Paul Giroski	1949-50	Jerry Graves	1956-57-58	Chris Hale	1968, 1970-71	Jerry Harris	1955-56	Joe Henderson	1967-68-69	Paul Hochuli	1925-26
James Givens	1983-84	Bobby Gray	1992-93-94	Gene Hale	1941	Odis Harris	1930-31-32	Thomas A. Henderson	1929	Howard Hoelscher	1956-57
Sam Glaesmann	2017	Ian Gray	2011-12-13-14	Travis Hale	1999-2000-01-02	Tommy Harris	1982, 1984	Tommy Henderson	2005-06-07-08	Dick Hoerster	1945-46-47

Jon Hodde	2011-12-13	Bill Howton	1949-50-51	R.A. Isaacks	1943	Clint Johnson	1998-99-2000-01	• KKKK •	Brandon King	2005-06-07-08	
Kevin Hodges	1982-83	Javante Hubbard	2017-18	Larry Izzo	1992-93-94-95	Collin Johnson	2016	E.F. Kalb	1913-14-15-16	Gilbert King	1969-70-71
Robert Hoffmann	1978-79-80	Will Hubbard	1962, 1964			Connor Johnson	2014-16	Ndukwe Kalu	1993-94-95-96	Greg King	1987-88-89-90
Dana Hogan	1991-92-93-94	Robert Hubble	1978-79-80-81	• JJJ •		Danny R. Johnson	1973-74-75-76	George Karam	1960-61	Rufus King	1958-59-60
Michael Holder	1964	Jesse Hudak	2017	Fred Jacob	1942	David (Kosse) Johnson	1951-52-53	Mike Keavney	1985	Randy Kitchens	2007-09-10-11
Lamoine Holland	1954	John Hudson	1951-52-53	Broderick Jackson	2012-13	Donald Johnson	1968, 1970	Gene Keel	1940	Chester Klaerner	1930-31
Donald Hollas	1987-88-89-90	Ross Huebel	2002-03-04	Cedrick Jackson	1994	Doug Johnson	1980, 1982-83-84	Henry Kellogg	1933	Dylan Klare	2010-11-13-14
Hugo Hollas	1965-66-67	Matt Huelzman	1994	Clifford Jackson	1989-90-91-92	Eddie Johnson	1983-84	Gordon Kellogg	1953-54	Clifford Klindworth	1935-37
Richard Hollas	1971-72-73	John Huff	1965	Driphus Jackson	2012-13-14-15	Eric Johnson	1984-85-86-87	W.W. Kendrick	1925	Cory Klingler	2015-16
Shane Hollas	1989-90-91-92	Brent Huffman	1995-96-97	Fred Jackson	2013	Freddy Johnson	1979-80	A.R. Kennedy	1917, 1920-21	Max Kloesel	1959, 1962 (Manager)
Will Hollas	1985-86, 1988	Scott Huffman	1999-2000-01-02	Jake Jackson	1997-98-99-2000	Kevin Johnson	1994	J.B. Kennedy	1945	Scott Kloesel	1983-84-85
Terry Holley	2001-02-03-04	Andrew Hughes	1995-96-97-98	Keith Jackson	1989, 1991-92	Preston Johnson	1964	Mack Kennedy	1957	H.L. Klotz	1922-23
Ronnie Holliday	1965	Arthur Hughes	1935-36-37	Roland Jackson	1959-60-61	Sammy Johnson	1971-72-73	Ross Kennedy	1928-29	Brent Knapton	1986-87-88
Ben Hollingsworth	1963	Macon Hughes	1967-68, 1970	Shan Jackson	1995-96-98-99	Robert Johnston	1959-60-61	Wayne Kennedy	1966-67-68	Charles Knight	1956-57-58
Michael Holman	2002	Mario Hull	2011-13-14	T.H. Jackson	1916	Ronnie Johnston	1969-70-71	Huey Keeney	1945-46-47-48	Dewitt Knight	1932
Dwayne Holmes	1981-82-83-84	Tim Hum	1985	Richard Jamerson	1930-31	Bush Jones, Jr.	1927-28-29	Gordon Kellogg	1952-53-54	Joe J. Knipple	1926-27-28
Stephen Holmes	1984-85-86-87	Weldon Humble	1941-42, 1946	Dylan James	2017-18	Chris Jones	2007-08-09-10	David Kelley	1956-57	William Knowles	1977, 1979-80
Greg Holloran	1996-97	Ted Humphreys	1984-85, 1987-88	Vernon James	2005-06-07-08	Donnell Jones	1982, 1984-85	Jerry Kelley	1961-62-63	Marcus Knox	2006-07-08-09
H.L. Hood	1943	Cole Hunt	2014-15	Chris Jammer	2008-09-10-11	E.R. Jones	1929-30	Jim Kelley	1974-75	Allen Koch	1986-87-88-89
Jeff Hood	1985-86-87-88	Dan Hunt	1964	Bobby Janisch	2012	Gene Jones	1956-57-58	John Kelly	1947-48-49	Koenig	1927
Mike Hooks	1989-90-91-92	Kyle Hunter	1979	A.J. Jarrell	1917	Jason Jones	1993	John Kelly	1971-72-73	Koty Kothmann	1981-82
W.A. Hooper	1928	Jeremy Hurd	2000, 2002-03	D.C. Jarvis	1916-17, 1919-20	M.A. Jones	1946	Pat Kelly	1972-73	Jordan Kramer	2000, 2002-03-04
J.M. Hopkins	1924	V.K. Hurd	1913-14	Jay Jefferson	1982-83	Mike Jones	1994-95-96-97	Randy Kerbow	1960-61-62	Michael Kramer	1972
Reggie Hopkins	1978	Hal Husbands	1937-38-39	Keith Jefferson	1989	Todd Jones	1984-85-86-87	Rick Kern	1975	Ronald Kramer	1957
David Hornberger	2001	Monte Hutchinson	1968-69-70	Lamont Jefferson	1977-78-79-80	T.R. Jones	1944	David Keys	1968-69-70	Tommy Kramer	1973-74-75-76
Joe Hornberger	2001	Elmo Hutzler	1933	Larry Jester	1993	Trevor Jones	2012, 14	Steve Kidd	1983-84-85-86	Rolf Krueger II	2003-04-05-06
Cary Horton	1990-91-92	N.E. Hyde	1926-27-28	Randy Jinks	1968	Donald Jordan	1958-59 (Manager)	Bobby Kieswetter	2013	Wes Kubesch	1996-97-98-99
Brent Hotard	2008-09-10-11			George Jinks	1967	W.B. Joseph	1925-26	L.L. Kilgore	1943	Klein Kubiak	2010-11-12-13
David Houser	1974, 1976-77-78	• III •		Albert Johnson	1954-55-56	G.B. Journey	1913-14	Kent Killion	1977-78-79-80	J.W. Kucera	1943
C.C. Howard	1944-45	J.T. Ibe	2015-16-17	Cameron Johnson	2016-17	John Joyce	1976-77-78-79	Robert Kimbro	1930	Louis Kunetka	1939-40
Ed Howard	1991-92-93-94	J.W. Irvine	1922	Carl Johnson	1952-53	Luke Juist	2004-05-06-07	Donald Kindred	1989-90-91-92	Marvin Kunkel	1957
Gabe Howe	2001-02	John Isaac	1986-87-88	Cedrick Johnson	1977, 1979-80			Boyd King	1958-59-60	Michael Kutzler	2011-12-13

Keith Kveton	1977-78-79-80	Michael Lecclier	1998	Mark Lodge	1996	Doug Malcomb	1981-82	James Mayden	2014-16	Brad McKay	1985-86-87-88
		Richard Ledo	2011	Ed Lofton	1973-74-75	Daniel Malin	1961-62	Scott Mayhew	2002-03-04	H.R. McKean	1921
	• LLL •	Delwood Lee	1949	G.A. Lokey	1922	Charles Malmberg	1941-42-43, 46	Sam Mays	1933-34-35	Rusty McKeever	1973
Tony Labay	1965-66	Derwood Lee	1948-49	Brandon Long	2007-08-09-10	Kim Malone	1969-70-71	Louis Mazzurana	1962	Stan McKinney	1982-83-84
Gary LaBerge	1959	Jimmy Lee	1991-92-93-94	Trevor Long	2015-16-17	Mike Malone	1970	Malden McArthur	1930-31	Jim McKinnon	1930-32
Dick Lagow	1965-66	K.E. Lee	1929-30	Bob Loper	1975-76-77	W.A. Malseed	1944	Mark McArthur	1983	W.L. McKinnon	1928
Fay Lagow	1931-32-33	LaMar Lee	1952-53	Thomas Lott	2003-04-05	Frankie B. Mandola	1966-67-68	Ross McBrayer	1937	Scott McLaughlin	1983-84
Joe Lagow	1933-34	Lyndon Lee	1995	R.F. Loughridge	1925-27, 1931	David Mangold	1984-85-86, 1988	Jake McBride	1945, 1948	Tyrone McLaurin	1987
Ernie Lain	1937-38-39	Mark Lee	2000	Terry Lowe	1982-83-84	Jerry Manning	1972	William McCabe	1972-73-74	Josh McMillan	1997-98-99-2000
R.L. Lamb	1923	Mike Lee	1982, 1984-85	Alex Lowry	2009	Brandon Manning	1998-99-2000-01	W.J. McCaine	1921	Ryan McMillan	1997-98
Jay Lamy	1992-93-94-95	Randy Lee	1969-70-71	Raul Loya	1983-84-85-86	Ron Manning	1986-87-88	LaDoughyous McCalla	1995-96-97-98	James McPhail	1948-49 (Manager)
Joe Lamy	1994	Tommy Lee	1989	Bruse Loyd	1983-84	David Mantor	1955-56	Wally McCampbell	1984	Joe McPhail	1949
Mike Landrum	1973-74-75	Wade Lee	1987-88	Jason Lucas	1988-90	Casey Marchbanks	2007-08	George McCarble	1928-29-30	Walter McReynolds	1962-63-64
Brennan Landry	2002-03-04-05	Kenneth Lefner	1967-68	Kramer Lucio	2008-09-10	Ronnie Marsh	1967-68-69	John McCauley	1932, 1934-35	W.M. McVey	1924
Matt Landry	1936-37-38	Tanner Leland	2010-11-12-13	Lance Luedeker	2003, 2005-06	Evan Marshman	2018	William McClay	1985-86-87-88	Micah Meador	2002-03-04
Buck Laning	1973, 1976	Lester Lehman	1965-66-67	D.B. Lunday	1942	Kyle Martens	2008-09-10-11	Wayne McClelland	1959	Jody Medford	1972-73-74
Bob Lantrip	1948-49	Clint Leschber	1996-97-98-99	Brad Luvender	2014	Donny Martin	1979-80-81-82	Mike McCollum	1971	Larry Medford	1971-72-73
Nick Lanza	1946-47-48	Norman Letts	1933-34	Alex Lyons	2013-14-15-16	Henry Martin	1959	Johnny McCoy	1980-81	Evan Meeks	1999, 2001
Josh LaRocca	1991, 1993-94-95	Msonthi Levine	1992	Bryan Lyssy	1993-94	R.J. Martin	1944	Clifford McCraw	1957-58	Mace Meeks	1986-87
Ross Lassley	2000-01-02-03	Keith Lewis	1984-85-86-87			Trey Martin	2014-15-16-17	James L. McCullough	1933	Weldon Meeks	1978-80-82
Otha Latin	1988-89-90-91	Kerry Lewis	1991-92		• MMM •	Anton Martinkus	1930	Dee McCurry	1972-73-74	Charles Mehr	1933
Bill Latourette	1970-71	Ryan Lewis	2009	David Maberry	1985-86-87-88	Kevin Masek	1994-95-96	Sonny McCurry	1949-50-51	Floyd Melcher	1937, 1939
Chuck Latourette	1964-65-66	Tommy Lewis	1973-74, 1976	A.A. Macaluso	1945	J.L. Mason, Jr.	1944-45	John McDonald	1964-65	Terrence Melton	1995-96-97-98
Fred Lauterbach	1931-32-33	Walter Ligon	1959-60	Trey Macaluso	2005	Terry Mason	1970	Mike McDonald	1970	Jeff Mercer	1992-93-94
Richard Lauterbach	1933	Ronnie Lillard	2008-09	Alastair MacPhail	1989-90	Travis Mason	2006-07-08-09	Vance McDonald	2009-10-11-12	Michael Merrick	2002-03-04
Winston LaVan	1990-91-92	Andy Lindblade	1984-85	Odis Mack	1978-79-80	Wayland Mason	1984-85-86-87	Calvin McDougle	1939-40-41	Willie Merritt	1998-99
Mendel Laviage	1955	Preacher Lindsay	1917, 1919	Dicky Maegle	1953-54	R.D. Mathias	1915	E.H. McFarland	1917-18-19	Albert Metzler	1933-34
D.C. Lawrence	1921, 1923	James Liska	1973-74-75	John W. Magee	1942-46-47	Rock Mathis	1983, 1986	J.W. McFarland	1914-15-16-17	Keith Meyer	2000-01-02
F.A. Lawrence	1943-44	Steve Lister	1983-84	Roddy Maginot	2008-09	Paine Maticcik	2016-17	Tabari McGaskey	2013-14-16	Brian Mica	1981-82
Cory Laxen	2003-04-05	Gene Little	1950-51-52	Bert Magness	1930	Raymond Mauldin	1959	G.A. McGee	1919-20-21-22	Harold Mickelson	1931-32-33
Gilbert Leach	1929	Bobby Lively	1958-59-60	Kenny Major	1985-86	Joe Tom Maxwell	1965	Sam McGuffie	2010-11-12	Middleton	1917
Joseph Leary	2007-08	Richard Lockman	1979	Clayton Malcomb	2016-17-18	Lee May	1930	Taylor McHargue	2010-11-12-13	Andrew Mike	2018

Charles Miller	1963	Matt Morris	2016	Rudolph Nelson	1978	Martin Nwakamma	2015-16-17-18	Dennis Parks	2012-13-14	Grant Peterson	2014
Chris Miller	1990-91-92	Russell Moses	1984-85-86-87	Bob Nemir	1944-45	Cameron Nwosu	2010-11-12	Tyler Parish	2008-09-10-11	Jae Phan	2016-17
Deron Miller	1981-82	Max Moss	1987, 1989	Horton Nestrsta	1951-52-53	George Nyakwol	2017-18	Don Parrish	1975-76-77-78	Virgil Phelps	1964-65
Gene Miller	1957-58-59	Mitch Moss	1989, 1991	Jack Neubauer	1970			D.P. Parrish	1943-44	Bryan Phillips	1977-78-79-80
Jimmy Miller	2005-06-07-08	Will Moss	2005-06-08	Eric Neuhaus	2007			George Parry	1962-63	Dickie Phillips	1967-68
Ralph Miller	1934	Anthony Mowry	2000-01	Alfred R. Neumann	1949-50		• 000 •	Cedric Parson	1987	Donald Phillips	1956-57
C.H. Mims	1929	Stuart Mouchantaf	2012-13, 15	Jesse Neves	1973-74	Eric Ober	1994-95	Clint Parsons	1987-88-89-90	Mike Phillips	1969-70-71
John Mims	1961-62-63	Darrell Mouton	1977-78-79-80	Joe Neveux	1930-31	Jeff Odum	1963	Tom Parsons	1947-48	Tucker Phillips	1993-94-95-96
George Miner	1944, 1946	Dwane Moyer	1975-76-77-78	Rodd Newhouse	1994-95-96-97	Steve Ogletree	1971-72	Alden Pasche	1930-31	Will Phillips	2017-18
Julius Mitchell	2000-01	Dwight Moyer	1975-76-77-78	Danny Newman	1976-77-78	J.M. Ogg	1925, 1927	Steve Pasterchick	1978-79	James Phorne	1983-84-85-86
Osby Mitchell	1980-81	Bert A. Mueller	1930, 1933	Dasharm Newsome	2017-18	Michael O'Grady	1965	Zach Patt	2011-12-13-14	Joe Phy	1971-72-73
Reid Mitchell	2016	Jim Murphy	1989	H.J. Nichols, Jr.	1943-44, 1946	Gilbert Okoronkwo		Brian Patterson	1981-82-83	Pike Pickett	2001
Scott Mitchell	2007-08-09-10	Ralph Murphy	1946-47-48-49	Johnny F. Nichols	1959			Connor Patterson	2013-16	Pascual Piedfort	1966-67-68
Todd Mohr	2006-07-08	T.R. Murphy	1945	Johnny H. Nichols	1961-62-63	Larry O'Neal	1998-99-2000-01	Michael Patterson	2009-10-11	Randy Piel	1974-75-76
Crockett Mokry	2017-18	G.H. Murray	1925, 1927	Howard Nicholls	1934-35	G.W. Oprea	1945	William Patterson	1959	Sam Pierce	2015-16-17-18
Phillip Money	1980-81-82-83	Virgil Mutschink	1955	Douglas Nicholson	1965-66-67	Kenneth Orji	2018	Kenny Paul	1952-53-54	Clenzie Pierson	1980-81-82
Antonio Montero	2018	Robert Myer	1930-31-32	Gordon Nicholson, Jr.	1931-32	John Orsak	1959	L.L. Payne	1927-28	Kenneth Pinkston	1990-91-92
Ben Montgomery	1994-95-96	Jordan Myers	2017-18	N.L. Nicholson	1945, 1947	Travis Ortega	1997-98-99-2000	C.W. Pearce	1945	Paul Piper	1962-63-64
Cameron Montgomery	2017			Scott Nimmons	2008	Uzoma Osuji	2017-18	Hart Peebles	1956, 1958	James Pitman	2002-03-04
Wright Moody	1969-70-71		• NNN •	Pinky Nisbet	1953-54-55	Juma Otoviano	2018	Tommy Peel	1970	Rashard Pittman	1998-99-2000-01
Bobby Moore	1950-51-52	Jerry Nacarrato	1970-71	Chris Nixon	1985-86-87, 1989	Bryan Ottmers	1974	Thadis Pegues	2002, 2004-05	Bobby Plaster	1966-67-68
Charlie Moore	1935-36-37	James Nall	1942	Ralph Noble	1946-47	Kerry Overton	1983-84-85-86	David Perkins	2004-05-06-07	Gary Poage	1960-61
Donte Moore	2010-11-12-13	Jim Nance	1936-37	Andy Nobles	1938	Cheta Ozougwu	2007-08-09-10	Hal Perkins	1974	Dennis Pokluda	1973-74
Joe Moore	2001-02-03-04	P.E. Nash	1917, 1919-20-24	Stephen Noh	2011			Robert Perkins	1942	Charles Pollard	1957-58-59
Lynwood Moore	1959	Stefan Nazar	2010	Kim Noland	1975-76			Michael Perry	1995-96-97-98	C.O. Pollard	1918
Norman Moore	1952 (Manager)	Billy Neal	1973-75-76	Brian Nordstrom	2013-14	Blain Padgett	2015-16-17	Vince Pershing	1989-90	Darrison Pollard	2013-14-16
Steve Moore	1973-74-75-76	John Neece	1935-36-37	Matt Nordstrom	2008-09-10-11	Kebreyun Page	2018	Edwin Peters	1959	Ryan Pollard	2013-14-15
G.O. (George) Morgan, Jr.	1922-23-24	Terry Neely	1981	Wil Norris	2007	Harold Palmer	1937-38-39	James Peters	1954-55	Ryan Pontbriand	1999-2000-01-02
Rusty Morgan	1965	Wayneard Nellums	1979-80-81-82	Rodney Norton	1972-73-74-75	Jarrett Palmieri	1989-90-91-92	Turner Petersen	2010-11-12-13	Kevin Pool	2010
W.O. Morgan	1928-29-30	Chad Nelson	1994-95-96-97	Andrew Novak	2006	Bryce Parker	1937	Archie Peterson	1963	Bendy Poole	1959
Alex Morris	1995-96-97	K.O. Nelson	1945	Robert Nowlin	1942	E.M. Parker	1945-46-47-48	Brandt Peterson	2018	Paul Porras	2010-11-12-13
Joe Morris	1934-36	Paki Nelsno	1995	Bobby Nunez	1982-83-84-85	Richard Parker	1965	Jon Peterson	1972-73-74	Tom Posey	1940

Nate Poss	1973-74-75-76	Brian Raines	2005-06-07-08	Joel Rios	1981-82-83	Mike Ruff	1994-95-96	Charlie Schuchard	1971-72 (mgr.)	Jimmy Shaw	2003
J.P. Potts	1916, 1919	Patrick Randolph	2007-08-09-10	Jay Riviere	1954-55	Larry Ruffin	1996-97-98-99	Max Schuebel	1951-52-53	M.W. Sheffield	1943-44
G.B. Powell	1919-20	Don Rather	1958-59	Billy Robb	1937, 1939	Alvin Runnels	1979-80-81-82	George Schulgren	1965-66-67	Antwan Shell	1999-2000-01-02
Frank Power, Jr.	1927-28-29	R.H. Ray	1922-23-24	Houston Robert	2016-17-18	Carl Russ	1944, 1946-47	Randall Schultz	1991	R.L. Shelton	1945
Paul Power	1984-85	Eddie Rayburn	1954-55	S.J. Roberts, Jr.	1947-48-49	Russ Russell	1970	Ronald Schultz	1959, 1961	Robby Shelton	1966-67-68
Calvin Powitsky	1965-66	Lance Redmon	2001	Charles Robinson	1968-69-70	T.N. Russell	1929	Robert Schulze	1932-33	Terry Shelton	1966-67
Michael Poynter	2012	Claude Reed	1974-75	Melvin Robinson	1981-82-83-84	Deric Rutherford	1991-92-93-94	Trey Schuman	2018	Ja'Corey Shepherd	2005-06-07-08
Kyle Prater	2011-12	Sam Knox Reed	1967-68-69	Merritt Robinson	1987-88-89	Don Rutledge	1976-77-78-79	Joe Schwab	1984-85	John Thomas Shepherd	2006-07-08-09
Chad Price	2003-04-05-06	Tommy Rees	1961	Allen Rodgers	1959	Frank Ryan	1956-57	Carl Schwartz	1947-48-49	Michael Shirk	1991-92-93
Herman Price	1936-37	Scott Reeves	1986-87-88-89	Erik Rodriguez	1994	LeRoy Rysa	1965	Paul Scire	1981	Chris Shoppa	1980-81-82
Jack Price	1946-47-48-49	Andrew Reue	2012-13-14-15	Jimmie Rogers	1936-37-38			Dexter Scott	1985-87	Will Shoppa	2007
Joe Price	1939-40-41	D.J. Reneaux	1945	Ernie Rogers	1976-77-78			Jack Scott	1929	Tanner Schuck	2008-09-10-11
Steven Prichard	1966-67-68	Alvin Rettig	1982-83	Page Rogers	1954-55	Nick Sabula	1999-2000-01-02	Kelly Scott	1932	Dan Shuford	1956
Verlan Prichard	1940-41	Atwood Reynolds	1925	Roger Roitsch	1968-69-70	Adrian Sadler	1997-98-99-2000	Marc Scott	1983-84-85-86	Mark Shupak	1983
Alan Pringle	1973-74	Rashad Reynolds	1995-96-97-98	Kurt Roper	1992-93-94	Mitchell Sadler	1941	Scraeder	1927	Matt Sign	1989-90-91-92
Atchley Procter	1953-54	Don Rhoden	1950-51-52	Quentis Roper	1985-86-87-88	William D. Sadler	1932, 1934-35	Jared Scruggs	2003-04-05	Dylan Silcox	2017-18
Michael Procter	1965	Kyle Rice	1979-80-81-82	Mark Roquemore	1976	Kenneth Sam	1980-81	W.F. Scruggs	1943-44	Gene Silver	1950-51
Rex Procter	1949-50	Robert Rice	1963-64	I.B. Rose	1945	Eric Sampson	1981-82-83-84	Ted Scruggs	1941-42, 1946	Gerald Simila	1970
Tim Procter	1977-78	Nate Richards	2012-13	Jeff Rose	1974-75-76	Alfred Sanders	1975-76	Josh Seale	2000-01	Matt Simonette	2012-13-14
Steve Pruitt	1971-72-73	Barry Richardson	1965-66-67	Joey Roseborough	1987, 1989	Tim Sanders	1979-80-81-82	Edward Searcy	1957-58	Billy Simmons	1958-59-60
Chris Ptaszek	2005-06-07-08	Chad Richardson	1996-97-98-99	Charles Ross	2009-10-12-13	Aaron Sandoval	1997-98-99, 2001	John Searcy	1959	Kennett Simmons	1959-60-61-62
Oather Pugh	1949	Dan Richardson	1932	Tobin Rote	1946-47-48-49	Herbert Sawyer	1929-30	Bryan Seely	1974-75-76	Jack Simms	1942-43
Frank Pustka	1966-67-68	Darrell Richardson	1991-92	Kent Rowald	1983-84-85	A.C. Sauer	1926	Ardie Segars	1973-74-75-76	Ryan Simonak	2003-04
Richard Pustka	1968	Ernest Richardson	1965-66	Kenneth Roy	1974-75-76	Graysen Schantz	2014, 2016-17-18	Richard Segina	1987-88-89-90	John Simonton	1993
		Isaiah Richardson	2017	Laney Royal	1977-78	A.P. Schoenfield	1927-28	Andrew Sendejo	2006-07-08-09	Bill Simpson	1922
	• QQQ •	Walter Richardson	1969-70	Randall Royall	2018	Jake Scheuhle	1936-37-38	D. Senuta	1945	David Simpson	1971-72
Stone Quillian	1940-41-42	Rod Rickett	1980-81	Roy Royall	1934-35	Jon Schnable	1958-59	Marc Seguin	1980-81	Jim Simpson	1984-85
		Campbell Riddle	2018	Will Rub	1977-78-79-80	Charles Schoultz	1939 (Manager)	Corey Seymour	1989-90-92-93	Ed Singletary	1937-38-39
	• RRR •	Brian Rider	1967 (Manager)	Leo Rucka	1951-52-53	Bobby Schrader	1988-89-90	Hosam Shahin	2010-11-12	Tommy Siragusa	1954-55
James Radcliffe	2011-12-13-14	Reggie Riggs	1980-81-82	Marcus Rucker	2003-04-05-06	Karl Schraer	1986	C.R. Shaw	1919	Brandon Skeen	2000-01-02-03
Gene Raesz	1959-60-61-62	Teddy Riggs	1950-51	Rudd	1916-17	Rudy Schrieder	1964	Doug Shaw	1991	Josh Skinner	2011-13
Josh Rahman	2015-16-17	Harold Riley	1947-48-49	Mike Ruehman	1983-84	R.J. Schroeder	1951-52-53	Eric Shaw	1985-86-87	Doak Slay	1981-82

Buck Sloan	1939-40-41	Jeff Sowell	1992-93-94-95	Larry Stewart	1962-63	Ahmad Sweeney	2008	Paul Thomas	1996-97	Jacque Torres	1988-89
Miklo Smalls	2017	Clifford Sparks	2001-02-03-04	Samuel Stewart	2015-16-17	Carl Swierc	1971-72-73	Rickey Thomas	1977-78-79-80	M.J. Towns	1944
W.O. Smiley, Jr.	1925	Gordon Speer	1957-58-59	Pat Stidham	1974-75-76	John Sword	1971	Cameron Thompson	2007-08	Austin Trammell	2017-18
Corbin Smiter	2006-08-10	Steve Spicer	1979-80-81	Elliston Stinson	1984-85	James Sykes	1973-74-75-76	Carl Thompson	2015-16	Orville Trask	1954-55
Bencil Smith	2005-06-08	Nick Spillios	1974-75-76	Harold Stockbridge	1941, 1946-47	John Syptak	2002-03-04-05	Charles Thompson	1955-56	Drew Travis	2013
C.M. Smith	1945	Mark Spinner	1994-95-96-97	David Stockwell	1968-69-70	John Sylvester	1933-34-35	J.P. Thompson	2015-16	W.C. Treadway	1951-52-53
Frank Smith	1961	James Spruill	1942, 1947	John Stoerker	1966-67	John Sylvester	1961-62-63	Joe Bob Thompson	1998-99-2000-01	Robert Tresch	1940-41-42
H.W. Smith	1922-23-24	Mike Spruill	1969-70-71	Bill Stone	1987-88-89-90	Brian Symonette	1989-90	Kenneth Thompson	2014-15, 2017	Kevin Trigg	1981-82-83
J.D. Smith	1956-57-58	Seaman Squyres	1930-31	Bryant Stone	1954-55	Jacob Syptak	2018	Larry Thompson	1994-95-96	Lyndal Trout	1973, 1975-76
Joel Smith	1965-66	Brian Stacey	2008-09-10-11	Morris Stone	1952-53-54			Preston Thompson	2007-08	Dwain Turner	1983-84-85-86
Judd Smith	1996-97-98-99	Joe Staley	1939-40	Lee Stonestreet	1949-50			Roy Thompson	1985-86-87	Jon Turner	2004-05-06-07
Kenny Smith	1998-99-2000-01	W.M. Standish	1913-14-15	J.A. Stoppel	1928	• TTT •		Steve B. Thompson	1981-82-83-84	Luke Turner	2012-13-14-15
Kyle Smith	1981-82-83	John Stanfield	1973-74-75-76	Fred Stovall	1985	Chance Talbert	2006-07-08-09	Steve M. Thompson	1986-87	Melvin Turner	1987-88-89
LonDee Smith	1997-98-2000	Shawn Stankavage	2018	Paul Strahan	1968-69-70	Brad Tally	1971-72	Todd Thompson	1988-89-90-91	R.R. Turner, Jr.	1944
Michael Smith	2008-09-10-11	Aaron Stanley	1993-94-95-96	Russell Streeter	1994-95-96	H.D. Tate	1943-44	Travis Thompson	2000-01-02	Shane Turner	2008-09
P.A. Smith	1929	Aaron Stanley	2013-14	John Stroman	1975, 1977-78	Gene Taubert	1966-67-68	Terry Thornton	1988-89-90-91	Jamie Tyler	1998-99-2000-01
Parker Smith	2015-16-17	Reinhardt Stanzel	1937-38-39	Randolph Strong	1930-31-32	Carl Taylor	2005-06-08	Tyrae Thonton	2018	Mike Tyler	1969-70-71
Quinton Smith	2004-05-06	C.H. Starin	1945	David Stroud	1975-76	Charlie Taylor	1975-76-77-78	John Thrasher	1930-31-32	Jackson Tyner	2016-17-18
R.C. Smith	1943-44	E.Y. Steakley, Jr.	1936-37-38	Max Stroud	1959-60	Jordan Taylor	2011-12-13-14	Jack Throckmorton	1954-55	Thomas Tyner	1965-66-67
Raymond Smith	1934-35	Charles Stearns	1950	Mark Stuart	1982-83	Mac Taylor	1953	Raphael Tillman	1995, 1999		
Robert Smith	1939	Frank Steen	1934, 1936-37	Larry Stuppy	1990-91	William Taylor	1946-47-48-49	Kenneth Tilton	1959	• UUU •	
Roland Smith	1983	Tyler Stehling	2014-15-16	Joe Suggs	1971	Randolph Teakell	1977	James Timmons	1951-52	C.J. Ugokwe	2006-07-08
Ryan Smith	1999-2000-01	Thomas Stellman	1959-60	Douglas Sullivan	1937-38	Trey Teichelman	1988-89-90-91	Bobby Tincher	1977	Ronald Ulbrich	1963
Tyler Smith	2009-10-11	R.B. Stelzer	1943	R.S. Sullivan	1917, 1922	Richard Terrell	1924	Douglas Tipton	1939-40	Kent Ulm	1968
Brannan Smoot	1985-86-87	Ben Stephens	2000-01-02-03	Pete Sultis	1942, 1946	Matt Terrill	2016	Haden Tobola	2015-16-17-18	Ulrich	1923
C.C. Snell	1914	Travis Stephenson	2004	Don Suman	1939	Arthur Terry	1993-94-95-96	Everett Todd	1979, 1981-82-83	F.W. Underwood	1924-25-26
David Snellings	1971-72-73	Sean Sterle	1986	Robert Summerlin	1989-90	Thurman Terry	1958	Jericho Toilolo	1980, 1983	J.A. Underwood, Jr.	1918-19-20-21
Mark Snyder	1978	Henry Stern	1937	Robert Susen	1975-76	Tracy Terry	1971	Brandon Tolbert	2007-08	Nick Uretsky	2014-15-16-17
Ronnie Sollock	1967	Don Stephens	1942	Jeff Swab	1977	Jeremy Thigpen	1993-94-95-96	A.M. Tomforde	1913-15	Martin Uwah	2010
Scott Solomon	2007-08-09, 11	John Stephenson	1959	Jim Swanson	1964-65-66	Cole Thomas	2014-15-16-17	Steve Tomkins	1984-85	• VVV •	
Mike South	1977-78	Stevens	1915	Swartz	1921-22-23	E.F. Thomas	1929	Charles Torello	1995-96-97-98	Bo Valles	1993, 1995-96-97
Bryan Soward	1991-92-93	Hugh Stevens	1938-39-40	P.D. Swatzell	1943	Jamael Thomas	2010-11-12	Clemente Torres	1992-93-94	G.D. Vance	1916
						Jeff Thomas	1984-85-86-87				

David Vandiver	1971-72-73	William Walker	1963-64-65	Matt Webber	1998-99-2000-01	John Wilkins	1963 (Manager)	Frank Wilson	1977-78-79-80	J.M. Wright	1943	
Jeff Vanover	2000, 2002-03	John Wall	2005	T.A. Weems	1940	Roe Wilkins	2016-17-18	Greg Wilson	2001-02-03-04	Lance Wright	2015-16-17	
Dan Van Winkle	1966-67	Bill Wallace	1932, 1934-35	Bob Weisberg	1970 (Manager)	Austin Wilkinson	2005-06-07-08	Mike Wilson	1993-94-95	Zach Wright	2014-15	
Ron Vaughn	1973-74-75	Brandon Wallace	2000-01	John Welch	2006-07-08-09	Jim Willard	1981	John R. Windrow	1958-59	Ben Wulf	1997, 1999-2000	
Edgar Vega	2002-04	John Wallace	1930-31-32	Doyle Weldon	1950	Aaron Williams	2007-08-09-10	Tim Winn	1988, 1990-91	Gordon Wyatt	1948-49-50	
Lester Veltman	1957-58	Newell Wallace	1977-78-79-80	Clark Wells	1941	Adam Williams	1997-98-99	Jason Winship	1993-94-95-96	Mike Wylie	1989-90	
Jeff Venghaus	1994-95	Larry Walling	1970-71-72	Darrick Wells	1984-85	Alonzo Williams	1989-90-91-92	Robert Winship	1949-50	William Wyman	1947-48-49	
Simon Verret	1950	Glenn Walls	1949-50-51	Denzel Wells	2010-11	Bobby Williams	1956-57	Ross Winship	2012-13-14-15			
Jack Vestal	1937	George Walmsley	1944-45-46-47	Robbie Wells III	2013-14-16-17	Bobby Williams, Jr.	1979-80	Leland Winston	1966-67-68	• YYY •		
Richard Vestal	1940	Aston Walter	2015-16, 2018	Todd Wernet	1977-78	Byron Williams	1934-35	O.C. Winston	1925	Michael Yelin	1966 (Manager)	
Cameron Vester	2009	Austin Walter	2015-16-17-18	Ben Westcott	1996	Caleb Williams	2012-13-14-15	Harry Witt	1933-34-35	Brandon Yelovich	2008-09-10	
Tom Vickers	1935-36-37	Dale Walters	1980-81-82-83	Joey Wheeler	1989-90-91-92	C.D. Williams	1929	Jack Wolcott	1948-49	Dwayne Young	1969-70	
Donell Victorian	1998-99	R.L. Walters	1922	Paul Wheeler	1984	Derrick Williams	1993-94-95	Brian Womac	2015-16-17	Victor Young	1997-98-99	
Mike Vietor	1995-96-97-98	C.A. Ward	1928	Brownie Wheless	1969-70	James (Froggy) Williams	1946-47-48-49	Benji Wood	1996-97	James O. Younts, Jr.	1930	
J.L. Vilbig	1918	Sam Ward	1952	Collin Whitaker	2017-18	Jared Williams	2009-10-11-12	Joe Don Wood	2002-03-04-05	• ZZZ •		
Randy Vincent	1959	Taylor Wardlow	2006-07-08-09	Aubrey White	2004-05-06-07	Kenneth Williams	1955-56-57	J.P. Wood	1939	Eric Zammit	1976-77	
Stahle Vincent	1969-70-71	Justin Warren	2011-13	Claude White	1956-57	Mark Williams	1970-71-72	Michael Wood	1964	Whitlock Zander	1939-40-41	
Jim Vining	1963-64-65	Michael Warren Jr.	2012	Destri White	2014-15-16-17	Richard A. Williams	1994	Philip Wood	1969-70-71	R.F. Zelsman	1943-44-45	
Charles Volz	1973	Sean Washington	1991-92-93	John White	2000-01-02	Richard C. Williams	1986-87-88-89	Stephen Wood	2003-04-05	William Wood	1940-41	
• WWW •			Terrence Washington	1983	Johnson White	1990, 1992-93	Rodney Williams	1980-81	William Wood	2003-04-05-06	Dickie Woods	1960-61
Ron Waedemon	1969-71-72	Tony Washington	1996-97	Julius White III	2011-12-13-14	R.P. Williams	1919-20-21	Dickie Woods	1960-61	G.A. Woods	1924-26	
Brett Wagner	1980-81-82	Halie Washington	1987	Sean White	1999-2000-01-02	S.J. Williams, Jr.	1924-25	G.A. Woods	1924-26	Ryan Woods	1994-95-96	
Daniel (Hans) Wagner	1951-52	Ronald Waters	1959	Al Whitfield	1978-79-80-81	Travis Williams	1985-86	Ryan Woods	1994-95-96	Bob Woolbright	1954	
Kurt Wagner	1993	Chandler Watkins	2013-14	Jamey Whitlock	1994-95-96	Walter Williams	1936-37-38	Bob Woolbright	1954	Adrian Woolcock	1994-95	
Ronnie Waldo	1964	Joe Watson	1946-47-48-49	Kenneth Whitlow	1938-39-40	Windell Williams	1942, 1946	Adrian Woolcock	1994-95	C.H. Wooten	1913-14	
Emmett Waldron	1991-92-93-94	Ted Watson	1950	Larry Whitmire	1955-56-57	Robert Williamson	1976-77-79-80	C.H. Wooten	1913-14	Mike Wooten	1984	
Cornelius Walker	1972-73-74	Robert Wayt	1959-60-61	Donald Whittaker	1952	Greg Willig	1989-90-91-92	Mike Wooten	1984	R.E. Wortham	1954-55	
Donahue Walker	1981-83	Russell Wayt	1962-63-64	Jesse Whittenton	1973, 1976	M.C. Willis	1923	R.E. Wortham	1954-55	Bill Wright	1950-51	
Gene Walker	1963-64-65	Gerald Weatherly	1945, 1947-48-49	Charlie Wiesbusch	2007-08	Luke Willson	2009-10-11-12	Bill Wright	1950-51	Bobby Wright	1958	
Jeff Walker	1987-88	David Webb	1959	Ben Wiggins	2002-03-04	Derras Wilmington	1993, 1995-96	Bobby Wright	1958	Brady Wright	2015-16-17-18	
Malcolm Walker	1962-63-64	Max Webb	1958-59-60	Bobby Wilburn	1979	Antonio Wilson	1989-90-91-92	Brady Wright	2015-16-17-18	C.T. Wright	1944	
		Xavier Webb	2008-09-10-11	I.M. Wilford	1922-23-24	Don Wilson	1953-54-55	C.T. Wright	1944			

RICE ALL-TIME RESULTS

PHIL ARBUCKLE (1912-17, 1919-23)

Arbuckle was the first athletic director and coach at the Rice Institute in 1912, coming from Southwestern University in Georgetown. He coached the Owls for 11 seasons, interrupted only by Army service in 1918 during World War I. His overall record was 52-30-8 (8-15-2 SWC).

1912 (3-2)

O26 at Houston HS	W	7-6
O30 at Orange HS	W	13-0
N9 at Sam Houston State	W	20-6
N15 at Southwestern	L	32-0
N28 at Austin College	L	81-0

1913 (4-0)

O17 Signal Corps Co. B	W	14-0
O25 Houston HS	W	7-0
N18 Southwestern	W	53-14
N27 at Trinity	W	7-0

1914 (3-2-3)

O10 Southwestern	W	12-7
O17 at Texas	L	41-0
O24 TCU	T	0-0
O31 Daniel Baker	W	13-7
N9 Texas A&M	L	32-7
N14 Oklahoma State	T	13-13
N20 Baylor	W	14-13
N26 at Austin College	T	0-0

1915 (5-3, 1-2 SWC)

O2 Trinity	W	46-0
O8 Baylor (SWC)	L	26-0
O16 at Texas (SWC)	L	59-0
O23 Daniel Baker	W	28-0
O30 TCU	W	33-0
N8 Texas A&M (SWC)	W	7-0
N17 LSU	W	6-0
N27 Notre Dame	L	55-2

1916 (6-1-2, 1-1 SWC)

O7 at Texas (SWC)	L	16-2
O13 Austin College	W	40-0
O21 Southwestern	W	24-0
O27 at TCU	T	7-7
N4 Texas A&M (SWC)	W	20-0
N11 Tulane	W	23-13
N17 SMU	W	146-3
N24 at LSU	T	7-7
N30 Arizona	W	47-7

1917 (7-1, 1-1 SWC)

O6 Illinois Medics	W	31-0
O13 TCU	W	26-0
O19 Austin College	W	53-13
O27 at Texas (SWC)	W	13-0
N3 Haskell Institute	W	55-13
N10 Southwestern	W	34-13
N17 at Tulane	W	16-0
N29 Texas A&M (SWC)	L	10-0

1918 (1-5-1, 1-1 SWC) - T 3RD

Coach: John Anderson

O5 Camp Logan	L	10-0
O19 Park Place Flyers	L	7-0
O26 Camp Logan	T	0-0
N2 Kelly Field	L	28-0
N9 Park Place Flyers	L	3-0
N16 at Texas	L	14-0
N30 SMU	W	13-0

1919 (8-1, 3-1 SWC) - 2ND

O4 Trinity	W	12-0
O11 at Baylor (SWC)	W	8-0
O18 Southwestern	W	22-0
O24 Austin College	W	54-0
N1 at Texas (SWC)	L	32-7
N8 SMU (SWC)	W	21-14
N15 University of South	W	19-7
N21 Howard Payne	W	7-0
N27 Arkansas (SWC)	W	40-7

1920 (4-2-2, 2-2-1 SWC) - 4TH

O9 Baylor (SWC)	W	28-0
O16 at Tulane	T	0-0
O23 Southwestern	W	19-0
O30 Texas (SWC)	L	21-0
N6 at SMU (SWC)	W	10-0
N15 at Texas A&M (SWC)	L	7-0
N19 Texas State	W	48-0
N25 Arkansas (SWC)	T	0-0

1921 (4-4-1, 1-2-1 SWC) - 6TH

O1 Louisiana-Lafayette	W	54-0
O8 at Baylor (SWC)	L	17-14
O15 Tulane	L	7-6
O22 Southwestern	W	28-0
O29 at Texas (SWC)	L	56-0
N5 SMU (SWC)	W	7-0
N11 Texas A&M (SWC)	T	7-7
N18 at Trinity	W	28-14
N24 Oklahoma	L	27-0

1922 (4-4, 1-4 SWC) - 7TH

O7	Sam Houston State	W	23-3
O14	Baylor (SWC)	L	31-0
O21	at Oklahoma State (SWC)	L	21-0
O28	Southwestern	W	28-6
N4	Texas (SWC)	L	29-0
N11	Arkansas (SWC)	W	31-7
N18	at Texas A&M (SWC)	L	24-0
N30	Arizona	W	14-7

1923 (3-5, 1-4 SWC) - 7TH

O6	Sam Houston State	W	10-0
O13	at Arkansas (SWC-Little Rock)	L	23-0
O20	Oklahoma State (SWC)	L	13-0
O27	Texas State	L	19-6
N3	at Texas (SWC)	L	27-0
N10	Southwestern	W	12-0
N17	Texas A&M (SWC)	W	7-6
N29	TCU (SWC)	L	6-0

**JOHN HEISMAN
(1924-27)**

Heisman became Rice University's first full-time football coach in 1924. His four-year record was 14-18-3 (4-11-1 SWC). He later became athletic director of the Downtown Athletic Club in New York, which named its annual award to the nation's best college football player after him.

1924 (4-4, 2-2 SWC) - 3RD

O4	Sam Houston State	W	22-6
O11	Southwestern	W	20-6
O18	LSU	L	12-0
O25	at TCU (SWC)	W	7-3
N1	Texas (SWC)	W	19-6
N7	Austin College	L	6-2
N15	at Texas A&M (SWC)	L	13-6
N27	Baylor (SWC)	L	17-9

1925 (4-4-1, 1-2-1 SWC) - 6TH

S26	Stephen F. Austin State	W	33-0
O3	Sam Houston State	W	7-0
O10	Trinity	L	13-0
O17	Arkansas (SWC)	W	13-9
O24	at Texas (SWC)	L	27-6
O31	Southwestern	W	19-0
N7	at LSU	L	6-0

N14	Texas A&M (SWC)	L	17-10
N26	Baylor (SWC)	T	7-7

1926 (4-4-1, 0-4 SWC) - 7TH

S25	Stephen F. Austin State	W	25-0
O2	Sam Houston State	W	20-0
O9	Trinity	T	6-6
O16	St. Edward's	W	19-0
O23	Texas (SWC)	L	20-0
O30	Southwestern	W	7-6
N6	SMU (SWC)	L	20-0
N12	at Texas A&M (SWC)	L	20-0
N25	Baylor (SWC)	L	9-7

1927 (2-6-1, 1-3 SWC) - 6TH

S24	at Loyola-New Orleans	L	13-0
O1	Sam Houston State	W	20-13
O8	St. Edward's	T	0-0
O14	at SMU (SWC)	L	34-6
O22	at Texas (SWC)	L	27-0
O29	Southwestern	L	14-12
N5	Centenary	L	33-7
N11	Texas A&M (SWC)	L	14-0
N24	Baylor (SWC)	W	19-12

1928 (2-7, 0-5 SWC) - 7TH

Coach: Claude Rothgeb

S29	Sam Houston State	W	24-6
O6	St. Edward's	L	31-0
O13	Trinity	W	20-6
O20	at SMU (SWC)	L	53-13
O27	Texas (SWC)	L	13-6
N3	Southwestern	L	14-6
N10	TCU (SWC)	L	7-0
N16	at Texas A&M (SWC)	L	19-0
N29	Baylor (SWC)	L	25-14

**JACK MEAGHER
(1929-33)**

The five season Meagher spent at the Rice helm were highlighted by consecutive shutout victories against Texas (1930-31). His overall record was 26-26 (-20 SWC) before leaving to coach at Auburn.

1929 (2-7, 0-5 SWC) - 7TH

S28	Loyola-New Orleans	L	33-0
O5	Sam Houston State	W	7-2
O12	Southwestern	W	14-7
O26	at Texas (SWC)	L	39-0
N2	St. Edward's	L	20-7
N9	at TCU (SWC)	L	24-0
N16	Texas A&M (SWC)	L	26-6
N23	at SMU (SWC)	L	43-0

N30	Baylor (SWC)	L	19-0
-----	--------------	---	------

1930 (8-4, 2-4 SWC) - 6TH

S20	Southwestern	W	32-6
S27	Sam Houston State	W	13-12
O4	St. Edward's	W	20-0
O11	Arizona	W	21-0
O18	at Arkansas (SWC)	L	7-6
O25	Texas (SWC)	W	6-0
N1	University of South	W	12-0
N8	TCU (SWC)	L	20-0
N15	at Texas A&M (SWC)	W	7-0
N22	SMU (SWC)	L	32-0
N29	at Baylor (SWC)	L	35-14
D6	Iowa State	W	13-7

1931 (6-4, 3-3 SWC) - 6TH

S19	Texas A&M-Kingsville	W	37-0
S26	Sam Houston State	W	32-0
O3	at Oklahoma	L	19-6
O10	at Texas (SWC)	W	7-0
O17	SMU (SWC)	L	21-12
O23	at Arizona	W	32-0
N7	at TCU (SWC)	L	7-6
N14	Texas A&M (SWC)	L	7-0
N21	Arkansas (SWC)	W	26-12
N28	Baylor (SWC)	W	20-0

1932 (7-3, 3-3 SWC) - 3RD

S24	Texas A&M-Kingsville	W	20-0
O1	LSU	W	10-8
O8	at SMU (SWC)	W	13-0
O15	Loyola-New Orleans	W	14-7
O22	Texas (SWC)	L	18-6
O29	Creighton	W	41-7
N5	at Arkansas (SWC)	W	12-7
N11	at Texas A&M (SWC)	L	14-7
N19	TCU (SWC)	L	16-6
N26	at Baylor (SWC)	W	12-0

1933 (3-8, 1-5 SWC) - 7TH

S23	Texas A&M-Kingsville	W	7-0
S30	at LSU	L	13-0
O7	Loyola-New Orleans	W	13-0
O14	SMU (SWC)	L	13-7
O21	at Creighton	L	14-13
O28	at Texas (SWC)	L	18-0
N4	at Santa Clara	L	13-0
N11	Arkansas (SWC)	W	7-6
N18	Texas A&M (SWC)	L	27-0
N25	at TCU (SWC)	L	26-3
D2	at Baylor (SWC)	L	7-6

**JIMMY KITTS
(1934-39)**

Kitts opened his Rice coaching career with a bang, winning the Institute's first Southwest Conference title in 1934. He added another crown in 1937 along with a 28-14 win over Colorado in the second Cotton Bowl, the Owls' first bowl appearance. His six-year record was 33-29-4 (16-18-2 SWC) before leaving to coach at Virginia Tech.

1934 (9-1-1, 5-1 SWC) - 1ST

S22	Loyola-New Orleans	W	12-0
S29	LSU	T	9-9
O6	at Purdue	W	14-0
O13	SMU (SWC)	W	9-0
O20	at Creighton	W	47-13
O27	Texas (SWC)	W	20-9
N3	Texas A&M-Kingsville	W	27-0
N10	at Arkansas (SWC)	W	7-0
N17	at Texas A&M (SWC)	W	25-6
N24	TCU (SWC)	L	7-2
D1	at Baylor (SWC)	W	32-0

1935 (8-3, 3-3 SWC) - T 3RD

S21	St. Mary's (Texas)	W	38-0
S28	at LSU	W	10-7
O5	Duquesne	W	27-7

O12	Creighton	W	14-0
O19	at SMU (SWC)	L	10-0
O26	at Texas (SWC)	W	28-19
N2	at George Washington	W	41-6
N9	Arkansas (SWC)	W	20-7
N16	Texas A&M (SWC)	W	17-10
N23	at TCU (SWC)	L	27-6
N30	Baylor (SWC)	L	6-0

1936 (5-7, 1-5 SWC) - T 6TH

S19	at Texas A&M-Kingsville	W	33-0
S26	at LSU	L	20-7
O2	at Duquesne	L	14-0
O10	Texas A&M (SWC)	L	3-0
O17	at Georgia	W	13-6
O24	Texas (SWC)	W	7-0
O31	George Washington	W	12-6
N7	at Arkansas (SWC)	L	20-14
N14	Sam Houston State	W	34-7
N21	TCU (SWC)	L	13-0
N28	Baylor (SWC)	L	10-7
D5	SMU (SWC)	L	9-0

1937 (6-3-2, 4-1-1 SWC) - 1ST

O2	at Oklahoma	L	6-0
O9	LSU	L	13-0
O16	Tulsa	T	0-0

O23	at Texas (SWC)	W	14-7
O30	#12 Auburn	W	13-7
N6	#16 Arkansas	W	26-20
N13	Texas A&M (SWC)	T	6-6
N20	at TCU (SWC)	L	7-2
N27	Baylor (SWC)	W	13-7
D4	at SMU (SWC)	W	15-7
J1	vs. #16 Colorado (Cotton Bowl)	W	28-14

1938 (4-6, 3-3 SWC) - 4TH

O1	Oklahoma	L	7-6
O8	at LSU	L	3-0
O15	at Tulane	L	26-17
O22	Texas	W	13-7
O29	Auburn	W	14-0
N5	at Arkansas (SWC)	W	3-0
N12	at Texas A&M (SWC)	L	27-0
N19	#2 TCU (SWC)	L	29-7
N26	at Baylor (SWC)	L	27-6
D3	SMU (SWC)	W	25-14

1939 (1-9-1, 0-5-1 SWC) - 7TH

S30	Vanderbilt	L	13-12
O7	Centenary	W	13-0
O14	at LSU	L	7-0
O21	Sam Houston State	L	9-8

O28	at Texas (SWC)	L	26-12
N4	at Fordham	L	13-7
N11	Arkansas (SWC)	T	12-12
N18	at #2 Texas A&M (SWC)	L	19-0
N25	at TCU (SWC)	L	21-0
D2	Baylor (SWC)	L	10-7
D9	at SMU (SWC)	L	13-6

**JESS NEELY
(1940-66)**

Neely and Rice football were synonymous for 27 seasons. The Tennessee gentleman won or tied for Southwest Conference championships in 1946, 1949, 1953 and 1957. The Owls also won two Cotton Bowl games under Neely (1950 and 1954) as well as the 1947 Orange Bowl. Neely was 144-124-10 (86-75-6 SWC) and finished his career as the athletic director at his alma mater, Vanderbilt.

1940 (7-2, 4-2 SWC) - T 3RD

O5	Centenary	W	25-0
O12	LSU	W	23-0
O19	at Tulane	L	15-6
O26	Texas (SWC)	W	13-0
N2	Texas A&M-Kingsville	W	9-6
N9	at Arkansas (SWC)	W	14-7
N16	at #3 Texas A&M (SWC)	L	25-0
N23	TCU (SWC)	W	14-6
N30	Baylor (SWC)	W	21-12
D7	#16 SMU (SWC)	L	7-6

1941 (6-3-1, 3-2-1 SWC) - 4TH

O4	Sam Houston State	W	42-0
O11	Tulane	W	10-9
O18	at LSU	L	27-0
O25	at #2 Texas (SWC)	L	40-0
N1	Centenary	W	54-0
N8	Arkansas (SWC)	W	21-12
N15	#4 Texas A&M (SWC)	L	19-6
N22	at #19 TCU (SWC)	T	0-0
N29	Baylor (SWC)	W	28-14
D6	at SMU (SWC)	W	6-0

1942 (7-2-1, 4-1-1 SWC) - 2ND

S26	Corpus Christi Navy	W	18-7
O3	LSU	W	27-14
O10	at Tulane	L	18-7
O24	#15 Texas (SWC)	L	12-7
O31	Texas Tech	W	19-7
N7	at Arkansas (SWC)	W	40-9
N14	Texas A&M (SWC)	T	0-0
N21	#18 TCU (SWC)	W	21-0
N28	at Baylor (SWC)	W	20-0
D5	SMU (SWC)	W	13-7

1943 (3-7, 2-3 SWC) - T 3RD

S25	Randolph Field	L	6-0
O2	at LSU	L	20-7
O9	Tulane	L	33-0
O16	at SMU (SWC)	L	12-0
O23	at #16 Texas (SWC)	L	58-0
O30	Texas Tech	W	13-0
N6	Arkansas (SWC)	W	20-7
N13	#14 Texas A&M (SWC)	L	20-0
N20	at TCU (SWC)	W	13-6
N27	Southwestern	L	21-7

1944 (5-6, 2-3 SWC) - T 3RD

S23	Galveston AAF	W	57-0
S30	Randolph Field	L	59-0
O7	LSU	W	14-13
O14	at Tulane	L	21-0
O21	SMU (SWC)	W	21-0
O28	Texas (SWC)	W	7-0
N4	Texas Tech	L	13-7
N11	at Arkansas (SWC)	L	12-7
N18	Texas A&M (SWC)	L	19-7
N25	TCU (SWC)	L	9-6
D2	Southwestern	W	18-7

1945 (5-6, 3-3 SWC) - T 3RD

S22	Corpus Christi Navy	L	26-13
S29	at LSU	L	42-0
O6	Southwestern	L	13-7
O13	Tulane	W	13-7
O20	at SMU (SWC)	L	21-18
O27	at #9 Texas (SWC)	W	7-6
N3	Texas Tech	W	13-0
N10	Arkansas (SWC)	W	26-7
N17	Texas A&M (SWC)	W	6-0
N24	at TCU (SWC)	L	14-13
D1	Baylor (SWC)	L	17-14

1946 (9-2, 5-1 SWC) - 1ST 10TH AP

S28	LSU	L	7-6
O5	Southwestern	W	48-0
O12	at Tulane	W	25-6
O19	SMU (SWC)	W	21-7
O26	#3 Texas (SWC)	W	18-7
N2	Texas Tech	W	41-6
N9	at Arkansas (SWC-LR)	L	7-0
N16	at Texas A&M (SWC)	W	27-10
N23	TCU (SWC)	W	13-0
N30	Baylor (SWC)	W	38-6
J1	vs. #8 Tennessee (Orange Bowl)	W	8-0

1947 (6-3-1, 4-2 SWC) - 3RD

S27	at LSU	L	21-14
O4	at Southern California	T	7-7
O11	Tulane	W	33-0
O18	at SMU (SWC)	L	14-0
O25	at #3 Texas (SWC)	L	12-0
N1	Texas Tech	W	40-7
N8	Arkansas (SWC)	W	26-7
N15	Texas A&M (SWC)	W	41-7
N22	at TCU (SWC)	W	7-0
N29	Baylor (SWC)	W	34-6

1948 (5-4-1, 3-2-1 SWC) - T 3RD

S25	Sam Houston State	W	46-0
O2	LSU	L	26-13
O9	at Southern California	L	7-0
O16	#14 SMU (SWC)	L	33-7
O23	Texas (SWC)	L	20-7
O30	at Texas Tech	W	14-7
N6	at Arkansas (SWC)	W	25-6
N13	at Texas A&M (SWC)	W	28-6
N20	TCU (SWC)	W	21-7
N27	at Baylor (SWC)	T	7-7

1949 (10-1, 6-0 SWC) - 1ST

S24	Clemson	W	33-7
O1	at LSU	L	14-7
O8	New Mexico	W	55-0
O15	at #10 SMU (SWC)	W	41-27
O22	at #10 Texas (SWC)	W	17-15
O29	Texas Tech	W	28-0
N5	Arkansas (SWC)	W	14-0
N12	Texas A&M (SWC)	W	13-0
N19	at TCU (SWC)	W	20-14
N26	#9 Baylor (SWC)	W	21-7
J1	vs. #19 North Carolina (Cotton Bowl)	W	27-13

1950 (6-4, 2-4 SWC) - T 5TH

S30	Santa Clara	W	27-7
O7	LSU	W	35-20
O14	at Pittsburgh	W	14-7
O21	#3 SMU (SWC)	L	42-21
O28	#7 Texas (SWC)	L	35-7
N4	Texas Tech	W	13-7
N11	at Arkansas (SWC)	W	9-6
N18	at #12 Texas A&M (SWC)	W	21-13
N25	TCU (SWC)	L	26-14
D2	at Baylor (SWC)	L	33-7

1951 (5-5, 3-3 SWC) - T 3RD

S29	Clemson	L	20-14
O6	at LSU	L	14-6
O13	Navy	W	21-14
O20	at #15 SMU (SWC)	W	28-7
O27	at #10 Texas (SWC)	L	14-6
N3	Pittsburgh	W	21-13
N10	#20 Arkansas (SWC)	W	10-0
N17	Texas A&M (SWC)	W	6-0
N24	at TCU (SWC)	L	22-6
D1	#9 Baylor (SWC)	L	34-13

1952 (5-5, 4-2 SWC) - 2ND

S27	Texas Tech	W	34-7
O4	LSU	L	27-7
O11	at #11 UCLA	L	20-0
O18	SMU (SWC)	L	21-14
O25	#20 Texas (SWC)	L	20-7
N1	#18 Wisconsin	L	21-7
N8	at Arkansas (SWC)	W	35-33
N15	at Texas A&M (SWC)	W	15-6
N22	TCU (SWC)	W	12-6
N29	at Baylor (SWC)	W	20-14

1953 (9-2, 5-1 SWC) - T 1ST

S19	#15 Florida	W	20-16
O3	at Cornell	W	28-7
O10	Hardin-Simmons	W	40-0
O17	at SMU (SWC)	L	12-7
O24	at Texas (SWC)	W	18-13
O31	#19 Kentucky	L	19-13
N7	Arkansas (SWC)	W	47-0
N14	Texas A&M (SWC)	W	34-7
N21	at TCU (SWC)	W	19-6
N28	#17 Baylor (SWC)	W	41-19
J1	vs. Alabama (Cotton Bowl)	W	28-6

1954 (7-3, 4-2 SWC) - T 3RD

S18	Florida	W	34-14
O2	Cornell	W	41-20
O9	at #3 Wisconsin	L	13-7
O16	SMU (SWC)	L	20-6
O23	Texas (SWC)	W	13-7
O30	Vanderbilt	W	34-13
N6	at #4 Arkansas (SWC-LR)	L	28-15
N13	at Texas A&M (SWC)	W	29-19
N20	TCU (SWC)	W	6-0
N27	at #9 Baylor (SWC)	W	20-14

1955 (2-7-1, 0-6 SWC) - 7TH

S24	Alabama	W	20-0
O1	LSU	T	0-0
O8	#16 Clemson	W	21-7
O15	at SMU (SWC)	L	20-0
O22	at Texas (SWC)	L	32-14
O29	at Kentucky	L	20-16
N5	Arkansas (SWC)	L	10-0
N12	#9 Texas A&M (SWC)	L	20-12
N19	at #7 TCU (SWC)	L	35-0
N26	Baylor (SWC)	L	15-7

1956 (4-6, 1-5 SWC) - 6TH

S22	Alabama	W	20-13
O6	LSU	W	23-14
O13	at Florida	L	7-0
O20	SMU (SWC)	L	14-13
O27	Texas (SWC)	W	28-7
N3	Utah	W	27-0
N10	at Arkansas (SWC)	L	27-12
N17	at #5 Texas A&M (SWC)	L	21-7
N24	#18 TCU (SWC)	L	20-17
D1	at #15 Baylor (SWC)	L	46-13

1957 (7-4, 5-1 SWC) - 1ST

S21	at LSU	W	20-14
O5	#17 Stanford	W	34-7
O12	#5 Duke	L	7-6
O19	at SMU (SWC)	W	27-21
O26	at #19 Texas (SWC)	L	19-14
N2	Clemson	L	20-7
N9	#12 Arkansas (SWC)	W	13-7
N16	#1 Texas A&M (SWC)	W	7-6
N23	at TCU (SWC)	W	20-0
N30	Baylor (SWC)	W	20-0
J1	vs. #8 Navy (Cotton Bowl)	L	20-7

1958 (5-5, 4-2 SWC) - T 2ND

S20	LSU	L	26-6
S27	at Stanford	W	30-7
O4	#14 Purdue	L	24-0
O11	at Arkansas (SWC)	W	24-0
O18	at #16 SMU (SWC)	W	13-7
O25	#4 Texas (SWC)	W	34-7
N8	#3 Army	L	14-7
N15	Texas A&M (SWC)	L	28-21
N22	#7 TCU (SWC)	L	22-10
N29	at Baylor (SWC)	W	33-21

1959 (1-7-2, 1-4-1 SWC) - 6TH

S19	at #1 LSU	L	26-3
O3	at Duke	L	24-7
O10	#17 Florida	T	13-13
O17	#15 SMU (SWC)	T	13-13
O24	at #3 Texas (SWC)	L	28-6
O31	#12 Clemson	L	19-0
N7	#16 Arkansas (SWC)	L	14-10
N14	Texas A&M (SWC)	W	7-2
N21	at #10 TCU (SWC)	L	35-6
N28	Baylor (SWC)	L	23-21

1960 (7-4, 5-2 SWC) - T 2ND

S24	#13 Georgia Tech	L	16-13
O1	Tulane	W	10-7
O8	vs. #18 Florida (Miami)	W	10-0
O15	at SMU (SWC)	W	47-10
O22	#16 Texas (SWC)	W	7-0
O29	Texas Tech (SWC)	W	30-6
N5	at #16 Arkansas (SWC-LR)	L	3-0
N12	Texas A&M (SWC)	W	21-14
N19	TCU (SWC)	W	23-0
N26	at #19 Baylor (SWC)	L	12-7
J1	vs. #3 Mississippi (Sugar Bowl)	L	14-6

1961 (7-4, 5-2 SWC) - T 3RD

S23	#5 LSU	W	16-3
S30	at Georgia Tech	L	24-0
O14	Florida	W	19-10
O21	SMU (SWC)	W	10-0
O28	at #3 Texas (SWC)	L	34-7
N4	at Texas Tech (SWC)	W	42-7
N11	Arkansas (SWC)	L	10-0
N18	Texas A&M (SWC)	W	21-7
N25	at TCU (SWC)	W	35-16
D2	Baylor (SWC)	W	26-14
D16	vs. Kansas (Bluebonnet Bowl)	L	33-7

1962 (2-6-2, 2-4-1 SWC) - 6TH

S29	at #5 LSU	T	6-6
O6	#4 Penn State	L	18-7
O13	Oregon	L	31-12
O20	at SMU (SWC)	L	15-7
O27	#1 Texas (SWC)	T	14-14
N3	Texas Tech (SWC)	W	14-0
N10	at #6 Arkansas (SWC)	L	28-14
N17	Texas A&M (SWC)	W	23-3
N24	TCU (SWC)	L	30-7
D1	at Baylor (SWC)	L	28-15

1963 (6-4, 4-3 SWC) - 3RD

S28	LSU	W	21-12
O5	at Penn State	L	28-7
O12	Stanford	W	23-13
O19	SMU (SWC)	W	13-7
O26	at #1 Texas (SWC)	L	10-6
N2	at Texas Tech (SWC)	W	17-3
N9	Arkansas (SWC)	W	7-0
N16	Texas A&M (SWC)	L	13-6
N30	Baylor (SWC)	L	21-12
D7	at TCU (SWC)	W	33-7

1964 (4-5-1, 3-3-1 SWC) - T 4TH

S26	LSU	L	3-0
O3	West Virginia	W	24-0
O10	at Stanford	L	34-7
O17	at SMU (SWC)	W	7-6
O24	#6 Texas (SWC)	L	6-3
O31	Texas Tech (SWC)	T	6-6
N7	at #4 Arkansas (SWC)	L	21-0
N14	Texas A&M (SWC)	W	19-8
N21	TCU (SWC)	W	31-0
N28	at Baylor (SWC)	L	27-20

1965 (2-8, 1-6 SWC) - T 7TH

S18	Louisiana Tech	W	14-0
S25	at #7 LSU	L	42-14
O2	Duke	L	41-21
O16	SMU (SWC)	L	17-14
O23	at #5 Texas (SWC)	W	20-17
O30	at Texas Tech (SWC)	L	27-0
N6	#2 Arkansas (SWC)	L	31-0
N13	Texas A&M (SWC)	L	14-13
N20	at TCU (SWC)	L	42-14
N27	Baylor (SWC)	L	17-14

1966 (2-8, 1-6 SWC) - 8TH

S24	LSU	W	17-15
O1	at #10 Tennessee	L	23-3
O8	#2 UCLA	L	27-24
O15	at SMU (SWC)	L	28-24
O22	Texas (SWC)	L	14-6
O29	Texas Tech (SWC)	L	35-19
N5	at #8 Arkansas (SWC-LR)	L	31-20
N12	Texas A&M (SWC)	L	7-6
N19	TCU (SWC)	W	21-10
N26	at Baylor (SWC)	L	21-14

BO HAGAN (1967-70)

Hagan spent 11 seasons as Rice University's backfield coach before succeeding Jess Neely as head coach and athletic director in 1967. His 1970 team won its final three seasons to finish at 5-5 for the year. Hagan's four-year record was 12-27-1 (7-21 SWC).

1967 (4-6, 2-5 SWC) - 7TH

S23	at LSU	L	20-14
S30	Navy	W	21-7
O14	Northwestern	W	50-6
O21	SMU (SWC)	W	14-10
O28	at Texas (SWC)	L	28-6
N4	at Texas Tech (SWC)	L	24-10
N11	Arkansas (SWC)	L	23-9
N18	Texas A&M (SWC)	L	18-3
N25	at TCU (SWC)	L	14-10
D2	Baylor (SWC)	W	27-25

1968 (0-9-1, 0-7 SWC) - 8TH

S21	at Washington	T	35-35
S28	#14 LSU	L	21-7
O5	#15 Tennessee	L	52-0
O19	at SMU (SWC)	L	32-24
O26	#13 Texas (SWC)	L	38-14
N2	Texas Tech (SWC)	L	38-15
N9	at #14 Arkansas (SWC)	L	46-21
N16	at Texas A&M (SWC)	L	24-14
N23	TCU (SWC)	L	24-14
N30	at Baylor (SWC)	L	16-7

1969 (3-7, 2-5 SWC) - T 6TH

S20	Virginia Military	W	55-0
S27	LSU	L	42-0
O4	at California	L	31-12
O18	SMU (SWC)	L	34-14
O25	at #2 Texas (SWC)	L	31-0
N1	at Texas Tech (SWC)	L	24-14
N8	#4 Arkansas (SWC)	L	30-8
N15	Texas A&M (SWC)	W	7-6
N22	at TCU (SWC)	L	21-17
N29	Baylor (SWC)	W	34-6

1970 (5-5, 3-4 SWC) - T 4TH

S19	Virginia Military	W	42-0
S26	at LSU	L	24-0
O3	California	W	28-0
O17	at SMU (SWC)	L	10-0
O24	#2 Texas (SWC)	L	45-21
O31	Texas Tech (SWC)	L	3-0
N7	at #7 Arkansas (SWC)	L	38-14
N14	at Texas A&M (SWC)	W	18-17
N21	TCU (SWC)	W	17-15
N28	at Baylor (SWC)	W	28-23

**BILL PETERSON
(1971)**

"The Coach of Coaches" spent just one year at Rice following a successful tenure at Florida State. After the 1971 season, Peterson was named head coach of the NFL's Houston Oilers. His coaching tree consists of legends Bobby Bowden, Joe Gibbs, Bill Parcells and Don James.

1971 (3-7-1, 2-4-1 SWC) - 6TH

S11	Houston	L	23-21
S18	#17 Southern California	L	24-0
S25	Tulane	W	14-0
O2	at #16 LSU	L	38-3
O16	SMU (SWC)	L	16-10
O23	at #16 Texas (SWC)	L	39-10
O30	at Texas Tech (SWC)	W	9-7
N6	#16 Arkansas (SWC)	T	24-24
N13	Texas A&M (SWC)	L	18-13
N20	at TCU (SWC)	L	20-19
N27	Baylor (SWC)	W	23-0

**AL CONOVER
(1972-75)**

One of Rice's most colorful coaches, Conover led the Owls to a 4-3 SWC mark in 1973, a conference record that was unequaled until 1994. His 1972 team finished 5-5-1, including the Owls' first win over Houston. His four-year record was 14-28-1 (10-18 SWC).

1972 (5-5-1, 3-4 SWC) - T 4TH

S9	Houston	W	14-13
S23	Clemson	W	29-10
S30	at Georgia Tech	T	36-36
O7	#8 LSU	L	12-6
O21	at SMU (SWC)	L	29-14
O28	#10 Texas (SWC)	L	45-9
N4	#18 Texas Tech (SWC)	L	10-6
N11	at Arkansas (SWC-LR)	W	23-20
N18	at Texas A&M (SWC)	W	20-14
N25	TCU (SWC)	W	25-21
D2	at Baylor (SWC)	L	28-14

1973 (5-6, 4-3 SWC) - 3RD

S15	at #18 Houston	L	24-6
S22	Montana	W	21-10
S29	at #10 LSU	L	24-9
O13	#9 Notre Dame	L	28-0
O20	SMU (SWC)	L	27-16
O27	at #19 Texas (SWC)	L	55-13
N3	at #15 Texas Tech (SWC)	L	19-6
N10	Arkansas (SWC)	W	17-7
N17	Texas A&M (SWC)	W	24-20
N24	at TCU (SWC)	W	14-9
D1	Baylor (SWC)	W	27-0

1974 (2-8-1, 2-5 SWC) - 5TH

S14	#19 Houston	L	21-0
S21	Cincinnati	L	28-21
S28	#17 LSU	T	10-10
O12	at #6 Notre Dame	L	10-3
O19	at SMU (SWC)	L	19-14
O26	#13 Texas (SWC)	L	27-6
N2	Texas Tech (SWC)	W	21-7
N9	at Arkansas (SWC)	L	25-6
N16	at #10 Texas A&M (SWC)	L	37-7
N23	TCU (SWC)	W	26-14
N30	at #16 Baylor (SWC)	L	24-3

1975 (2-9, 1-6 SWC) - 7TH

S13	at Houston	W	24-7
S20	Vanderbilt	L	9-6
S27	at LSU (Shreveport)	L	16-13
O11	Mississippi State	L	28-14
O18	SMU (SWC)	W	28-17
O25	at #8 Texas (SWC)	L	41-9
N1	at Texas Tech (SWC)	L	28-24
N8	Arkansas (SWC)	L	20-16
N15	#3 Texas A&M (SWC)	L	33-14
N22	at TCU (SWC)	L	28-21
N29	Baylor (SWC)	L	25-7

**HOMER RICE
(1976-77)**

Homer Rice and Tommy Kramer combined for the school's most explosive offense in 1976, finishing among the nation's leaders in passing. Rice's two-year record was 4-18-0 (2-14 SWC). He retired as the athletic director at Georgia Tech in 1997.

1976 (3-8, 2-6 SWC) - T 7TH

S18	Utah	W	43-22
S25	at #15 LSU	L	31-0
O2	Texas (SWC)	L	42-15
O9	at TCU (SWC)	W	26-23
O16	#10 Texas Tech (SWC)	L	37-13
O23	at Texas A&M (SWC)	L	57-34
O30	at #14 Arkansas (SWC)	L	41-16
N6	SMU (SWC)	W	41-34
N13	Baylor (SWC)	L	38-6
N20	at Florida	L	50-22
N27	#7 Houston (SWC)	L	42-20

1977 (1-10, 0-8 SWC) - 9TH

S10	Idaho	W	31-10
S17	#19 Florida	L	48-3
S24	at LSU	L	77-0
O1	at #8 Texas (SWC)	L	72-15
O8	TCU (SWC)	L	35-15
O15	at #15 Texas Tech (SWC)	L	42-7
O22	#12 Texas A&M (SWC)	L	28-14
O29	#8 Arkansas (SWC)	L	30-7
N5	at SMU (SWC)	L	41-24
N12	at Baylor (SWC)	L	24-14
N26	Houston (SWC)	L	51-21

**RAY ALBORN
(1978-83)**

Alborn was the first Rice graduate to become head coach at his alma mater. The highlight of his six-year tenure was a 5-6 season in 1980 during which the Owls won at TCU, Texas A&M, Arkansas and Houston. Alborn's overall record was 13-53 (9-39 SWC). He retired from coaching in 2002 as head coach at Lamar Consolidated High School in Rosenberg.

1978 (2-9, 2-6 SWC) - 8TH

S9	#20 Iowa State	L	23-19
S16	#7 Texas (SWC)	L	34-0
S23	at #3 Oklahoma	L	66-7
S30	#11 LSU	L	37-7
O14	at TCU (SWC)	W	21-14
O21	Texas Tech (SWC)	L	42-28
O28	at Texas A&M (SWC)	L	38-21
N4	at #17 Arkansas (SWC)	L	37-7
N11	SMU (SWC)	L	58-0
N18	Baylor (SWC)	W	24-10
D2	at #9 Houston (SWC)	L	49-25

1979 (1-10, 0-8 SWC) - 9TH

S8	at SMU (SWC)	L	35-17
S15	Tulane	W	21-17
S22	at LSU	L	45-3
S29	#3 Oklahoma	L	63-21
O6	at #4 Texas (SWC)	L	26-9
O13	TCU (SWC)	L	17-7
O20	at Texas Tech (SWC)	L	30-7
O27	Texas A&M (SWC)	L	41-15
N3	#9 Arkansas (SWC)	L	34-7
N17	at #20 Baylor (SWC)	L	45-14
D1	#10 Houston (SWC)	L	63-0

1980 (5-6, 4-4 SWC) - T 4TH

S13	at Clemson	L	19-3
S20	at Tulane	L	35-20
S27	LSU	W	17-7
O4	#5 Texas (SWC)	L	41-28
O11	at TCU (SWC)	W	28-24
O18	Texas Tech (SWC)	L	10-3
O25	at Texas A&M (SWC)	W	10-6
N1	at Arkansas (SWC-LR)	W	17-16
N8	#18 SMU (SWC)	L	34-14
N15	#12 Baylor (SWC)	L	16-6
N29	at Houston (SWC)	W	35-7

1981 (4-7, 3-5 SWC) - T 6TH

S12	at #8 Texas (SWC)	L	31-3
S19	at Missouri	L	42-10
S26	at LSU	L	24-14
O3	Tulane	W	20-16
O10	TCU (SWC)	W	41-28
O17	at Texas Tech (SWC)	W	30-23
O24	Texas A&M (SWC)	L	51-26
O31	#20 Arkansas (SWC)	L	41-7
N7	at #10 SMU (SWC)	L	33-12
N14	at Baylor (SWC)	W	17-14
N28	Houston (SWC)	L	40-3

1982 (0-11, 0-8 SWC) - 9TH

S11	Louisiana-Lafayette	L	21-14
S18	at Tulane	L	30-6
S25	at LSU	L	56-13
O2	#15 Texas (SWC)	L	34-7
O9	at TCU (SWC)	L	24-16
O16	Texas Tech (SWC)	L	23-21
O23	at Texas A&M (SWC)	L	49-7
O30	at Arkansas (SWC)	L	24-6
N6	#2 SMU (SWC)	L	41-14
N13	Baylor (SWC)	L	35-13
N27	at Houston (SWC)	L	28-21

1983 (1-10, 0-8 SWC) - 9TH

S1	Houston (SWC)	L	45-14
S10	Minnesota	L	21-17
S17	LSU	L	24-10
S24	Louisiana-Lafayette	W	22-21
O1	at #2 Texas (SWC)	L	42-6
O8	TCU (SWC)	L	34-3
O15	at Texas Tech (SWC)	L	14-3
O22	Texas A&M (SWC)	L	29-10
O29	at Arkansas (SWC-LR)	L	35-0
N5	at #8 SMU (SWC)	L	20-6
N12	at Baylor (SWC)	L	48-14

WATSON BROWN (1984-85)

The older brother of former Texas coach Mack Brown, Watson brought more offensive fireworks during his two-year tenure at Rice. The highlights of his reign included SWC wins over TCU and Texas Tech. Brown's two-year record was 4-18 (2-14 SWC).

1984 (1-10, 0-8 SWC) - 9TH

S8	at Minnesota	L	31-24
S22	Lamar	W	36-19
S29	at #16 Miami (Fla.)	L	38-3
O6	#1 Texas (SWC)	L	38-13
O13	at TCU (SWC)	L	45-24
O20	Texas Tech (SWC)	L	30-10
O27	at Texas A&M (SWC)	L	38-14
N3	at Arkansas (SWC-Little Rock)	L	28-6
N10	#17 SMU (SWC)	L	31-17
N17	Baylor (SWC)	L	46-40
D1	at Houston (SWC)	L	38-26

1985 (3-8, 2-6 SWC) - 6TH

S14	Miami (Fla.)	L	48-20
S21	at Air Force	L	59-17
S28	Lamar	W	29-28

O5	at #20 Texas (SWC)	L	44-16
O12	TCU (SWC)	W	34-27
O19	at Texas Tech (SWC)	W	29-27
O26	Texas A&M (SWC)	L	43-28
N2	#14 Arkansas (SWC)	L	30-15
N9	at SMU (SWC)	L	40-15
N16	at #17 Baylor (SWC)	L	34-10
N30	Houston (SWC)	L	24-20

JERRY BERNDT (1986-88)

Berndt's 1987 squad produced one of the best offensive totals at the time in Rice history. Berndt notched a 6-27 record in his three years at Rice (2-20 SWC). After Rice, he was an assistant coach at Missouri until retiring in 1999.

1986 (4-7, 2-6 SWC) - 6TH

S6	Lamar	W	28-14
S13	SMU (SWC)	L	45-3
S20	Texas State	L	31-6
O4	Texas (SWC)	L	17-14
O11	at TCU (SWC)	W	37-31
O18	Texas Tech (SWC)	L	49-21
O25	at #10 Texas A&M (SWC)	L	45-10
N1	at #13 Arkansas (SWC)	L	45-14

N15	#18 Baylor (SWC)	L	23-17
N22	Air Force	W	21-17
N29	at Houston (SWC)	W	14-13

1987 (2-9, 0-7 SWC) - 7TH

S5	Lamar	W	34-30
S12	at Indiana	L	35-13
S19	at #7 LSU	L	49-16
S26	Texas State	W	38-28
O3	at Texas (SWC)	L	45-26
O10	TCU (SWC)	L	30-16
O17	at Texas Tech (SWC)	L	59-7
O24	Texas A&M (SWC)	L	34-21
O31	Arkansas (SWC)	L	38-14
N14	at Baylor (SWC)	L	34-31
N28	Houston (SWC)	L	45-21

1988 (0-11, 0-7 SWC) - 7TH

S10	Indiana	L	41-14
S24	at Louisiana-Lafayette	L	41-16
O1	Texas (SWC)	L	20-13
O8	at TCU (SWC)	L	21-10
O15	Texas Tech (SWC)	L	38-36
O22	at Texas A&M (SWC)	L	24-10
O29	at #11 Arkansas (SWC-LR)	L	21-14
N5	at #1 Notre Dame	L	54-11
N12	Baylor (SWC)	L	20-10

N19	North Texas	L	33-17
N26	at #14 Houston (SWC)	L	45-14

FRED GOLDSMITH (1989-93)

Goldsmith sparked a resurgence in Rice Football. His first game, a 35-6 win over SMU in 1989, broke an 18-game losing streak. His 1992 and 1993 teams went 6-5, Rice's first winning seasons since 1963. Goldsmith's four-year record was 23-31-1 (14-24 SWC). He now coaches at Division II Lenoir Rhyne College.

1989 (2-8-1, 2-6 SWC) - T 6TH

S2	at SMU (SWC)	W	35-6
S9	at Tulane	L	20-19
S23	Louisiana-Lafayette	L	18-3
S30	at Wake Forest	T	17-17
O7	at Texas (SWC)	L	31-30
O14	TCU (SWC)	L	30-16
O21	at Texas Tech	L	43-25
O28	#21 Texas A&M (SWC)	L	45-7
N4	#11 Arkansas (SWC)	L	38-17
N18	at Baylor (SWC)	W	6-3
D2	#13 Houston (SWC)	L	64-0

1990 (5-6, 3-5 SWC) - T 4TH

S1	Wake Forest	W	33-17
S8	Tulane	L	21-10
S22	Northwestern	W	31-14
S29	at #13 Houston (SWC)	L	24-22
O6	Texas (SWC)	L	26-10
O13	at TCU (SWC)	L	38-28
O20	Texas Tech (SWC)	W	42-21
O27	at Texas A&M (SWC)	L	41-15
N3	at Arkansas (SWC-LR)	W	19-11
N10	SMU (SWC)	W	30-28
N17	Baylor (SWC)	L	17-16

1991 (4-7, 2-6 SWC) - 8TH

S14	at Northwestern	W	36-7
S21	at Tulane	W	28-19
S28	Iowa State	L	28-27
O5	at Texas (SWC)	L	28-7
O12	at #8 Baylor (SWC)	W	20-17
O19	TCU (SWC)	L	39-28
O26	at Texas Tech (SWC)	L	40-20
N2	#12 Texas A&M (SWC)	L	38-21
N9	at SMU (SWC)	W	31-10
N16	Houston (SWC)	L	41-21
N23	at Arkansas (SWC-LR)	L	20-0

1992 (6-5, 4-3 SWC) - T 2ND

S5	at Air Force	L	30-21
S19	at Duke	L	17-12
S26	Sam Houston State	W	45-14
O3	Texas (SWC)	L	23-21
O10	SMU (SWC)	W	28-13
O17	at #5 Texas A&M (SWC)	L	35-9
O24	at TCU (SWC)	W	29-12
N7	Texas Tech (SWC)	W	34-3
N14	Baylor (SWC)	W	34-31
N21	Navy	W	27-22
N28	at Houston (SWC)	L	61-34

1993 (6-5, 3-4 SWC) - T 4TH

S4	at #18 Ohio State	L	34-7
S11	Tulane	W	34-0
S18	Sam Houston State	W	14-13
S25	Iowa State	W	49-21
O2	at Texas (SWC)	L	55-38
O9	TCU (SWC)	W	34-19
O16	at Texas Tech (SWC)	L	45-16
O23	#11 Texas A&M (SWC)	L	38-10
N6	at SMU (SWC)	W	31-24
N13	at Baylor (SWC)	L	38-14
N26	Houston (SWC)	W	37-7

**KEN HATFIELD
(1994-2005)**

Hatfield followed his former aid, Fred Goldsmith, as the Owls' head coach. Like Jimmy Kitts some 60 years before him, Hatfield won an SWC title in his first season. It was Rice's first conference title since 1957 and was highlighted by a 19-17 victory over Texas. The Owls' previous win over Texas came in 1965. Hatfield ushered the Owls into the WAC and his 1996 and '97 teams both went 7-4. It was the Owls' first consecutive seven-win seasons since 1960-61. In 2001, the Owls' 6-1 start was their best since 1949. The Owls were 55-78-1 under Hatfield.

1994 (5-6, 4-3 SWC) - T 1ST

S10	Tulane	L	15-13
S17	at Kansas State	L	27-18
S24	at Iowa State	W	28-18
O8	Texas Tech (SWC)	W	24-21
O16	#12 Texas (SWC)	W	19-17
O22	at #6 Texas A&M (SWC)	L	7-0
O29	at TCU (SWC)	L	27-25
N5	SMU (SWC)	W	17-10
N12	Baylor (SWC)	L	19-14
N19	at Navy	L	29-17
N26	at Houston (SWC)	W	31-13

1995 (2-8-1, 1-6 SWC) - T 7TH

S2	UNLV	W	38-0
S16	Tulane	L	17-15
S23	at #18 LSU	L	52-7
S30	at Army	T	21-21
O7	at #20 Texas (SWC)	L	37-13
O14	TCU (SWC)	L	33-28
O21	at #25 Texas Tech (SWC)	L	31-26
O28	at SMU (SWC)	W	34-24
N9	#18 Texas A&M (SWC)	L	17-10
N18	at Baylor (SWC)	L	34-6
D2	Houston (SWC)	L	18-17

1996 (7-4, 6-2 WAC) - T 2ND MTN. DIV.

S7	at #10 Ohio State	L	70-7
S14	at Tulane	W	21-14
S21	Kansas State	L	34-7
S28	at Air Force (WAC)	L	45-17
O5	at New Mexico (WAC)	W	38-21
O19	SMU (WAC)	W	35-17
O26	at UTEP (WAC)	W	48-21
N2	#20 Utah (WAC)	W	51-10
N9	at #12 BYU (WAC)	L	49-0
N16	at TCU (WAC)	W	30-17
N23	Tulsa (WAC)	W	42-14

1997 (7-4, 5-3 WAC) - T 2ND MTN. DIV.

S6	Air Force (WAC)	L	41-12
S13	at Tulane	W	30-24
S20	at Northwestern	W	40-34
S27	Texas	L	38-31
O4	at Tulsa (WAC)	W	42-24
O11	#21 BYU (WAC)	W	27-14
O18	at New Mexico (WAC)	W	35-23
N1	at SMU (WAC)	L	24-6
N8	TCU (WAC)	W	38-19
N15	at Utah (WAC)	L	31-14
N22	UTEP (WAC)	W	31-13

1998 (5-6, 5-3 WAC) - T 3RD MTN. DIV.

S5	SMU (WAC)	OTW	23-17
S12	at Purdue	L	21-19
S19	Northwestern	L	23-14
S26	at Texas	L	59-21
O10	at San Jose State (WAC)	L	20-17
O17	Tulsa (WAC)	W	14-10
O24	at Wyoming (WAC)	L	34-24
O31	Colorado State (WAC)	W	35-23
N7	at TCU (WAC)	W	14-12
N14	UNLV (WAC)	W	38-16
N21	at #20 Air Force (WAC)	L	22-16

1999 (5-6, 4-3 WAC) - 4TH

S4	at Houston	L	28-3
S11	at #6 Michigan	L	37-3
S18	at Texas	L	18-13
S25	Navy	W	20-17
O2	at Tulsa (WAC)	W	20-10
O9	at Hawai'i (WAC)	W	38-19
O16	San Jose State (WAC)	W	49-7
O23	TCU (WAC)	W	42-21
O30	at SMU (WAC)	L	27-2
N6	at Fresno State (WAC)	L	47-18
N13	UTEP (WAC)	L	30-29

2000 (3-8, 2-6) - T 6TH

S2	Houston	OTW	30-27
S9	at #3 Michigan	L	38-7
S16	Tulsa (WAC)	L	23-16
S23	at #17 Oklahoma	L	42-14
S30	at San Jose State (WAC)	L	29-16
O5	Fresno State (WAC)	L	27-24
O21	Hawai'i (WAC)	W	38-13
O28	at #11 TCU (WAC)	L	37-0
N4	SMU (WAC)	W	43-14
N11	at UTEP (WAC)	L	38-21
N18	at Nevada (WAC)	L	34-28

2001 (8-4, 5-3 WAC) - T 4TH

S1	at Houston	W	21-14
S8	Duke	W	15-13
S20	at #4 Nebraska	L	48-3
S29	at Hawai'i (WAC)	W	27-24
O6	Boise State (WAC)	W	45-14
O13	at Navy	W	21-13
O20	Nevada (WAC)	(OT)W	33-30
O27	at Louisiana Tech (WAC)	(OT)L	41-38
N3	at Fresno State (WAC)	L	52-24
N10	Tulsa (WAC)	W	59-32
N17	UTEP (WAC)	W	27-17
N24	at SMU (WAC)	L	37-20

2002 (4-7, 3-5 WAC) - T 6TH

A31	Houston	L	24-10
S7	at #15 Michigan State	L	27-10
S21	at Nevada (WAC)	L	31-21
S28	Fresno State (WAC)	L	31-28
O5	Louisiana Tech (WAC-Reliant)	W	37-20
O12	at Navy	W	17-10
O19	at UTEP (WAC)	L	38-35
O26	SMU (WAC)	W	27-15
N2	at Tulsa (WAC)	W	33-18
N9	at Boise State (WAC)	L	49-7
N16	Hawai'i (WAC)	L	33-28

2003 (5-7, 3-5 WAC) - T 4TH

A30	at Houston	L	48-14
S13	at Duke	OTL	27-24
S20	#13 Texas (Reliant)	L	48-7
S27	at Hawai'i (WAC)	L	41-21
O4	San Jose State (WAC)	W	28-24
O18	Navy	L	38-6
O25	at Fresno State (WAC)	L	31-28
N1	Nevada (WAC)	W	52-42
N8	Tulsa (WAC)	L	31-28
N15	at SMU (WAC)	W	41-20
N22	UTEP (WAC)	W	45-14
N27	at Louisiana Tech (WAC)	W	49-14

2004 (3-8, 2-6 WAC) - 9TH

S5	Houston (Reliant)	W	10-7
S18	Hawai'i (WAC)	W	41-29
S25	at #5 Texas	L	35-13
O2	at San Jose State (WAC)	L	70-63
O9	SMU (WAC)	W	44-10
O16	at Nevada (WAC)	L	35-10
O23	at Navy	L	14-13
O30	at Tulsa (WAC)	L	39-22
N6	Fresno State (WAC)	L	52-21
N13	at #23 UTEP (WAC)	2OTL	35-28
N29	Louisiana Tech (WAC-Reliant)	L	51-14

2005 (1-10, 1-7 C-USA) - T 5TH WEST

S10	at UCLA	L	63-21
S17	at #2 Texas	L	51-10
O1	at UAB (C-USA)	L	45-26
O8	at East Carolina (C-USA)	L	41-28
O15	Tulsa (C-USA)	L	41-21
O22	Navy	L	41-9
O29	UTEP (C-USA)	L	38-31
N5	at SMU (C-USA)	L	27-7
N12	Tulane (C-USA)	W	42-34
N19	UCF (C-USA)	L	31-28
N26	at Houston (C-USA)	L	35-18

**TODD GRAHAM
(2006)**

Graham's one season at Rice proved to be a season to remember. The Owls survived a 1-5 start to win six straight games to earn their first bowl bid since 1961.

2006 (7-6, 6-2 C-USA) - T 2ND

S2	Houston (C-USA)	L	31-30
S9	at UCLA	L	26-16
S16	#8 Texas (Reliant)	L	52-7
S23	at #18 Florida State	L	55-7
S30	at Army	W	48-14
O7	at Tulane (C-USA)	L	38-24
O14	UAB (C-USA)	W	34-33
O21	at UCF (C-USA)	W	40-29
N4	at UTEP (C-USA)	W	37-31
N11	at Tulsa (C-USA)	2OTW	41-38
N18	East Carolina (C-USA)	W	18-17
N25	SMU (C-USA)	W	31-27
D23	vs. Troy	L	41-17

(New Orleans Bowl)

**DAVID BAILIFF
(2007-2017)**

Bailiff trails only Jess Neely in terms of wins at Rice (57), leading the Owls to two of their three 10-win seasons in history, four bowl games (winning three) and their first outright conference title since 1957 with a 42-24 win over Marshall in the C-USA Championship game at Rice Stadium.

2007 (3-9, 3-5 C-USA) - T 3RD WEST

S1	Nicholls State	L	16-14
S8	at Baylor	L	42-17
S15	Texas Tech	L	59-24
S22	at #7 Texas	L	58-14
O3	at Southern Miss (C-USA)	W	31-29
O13	at Houston (C-USA)	L	56-48
O20	Memphis (C-USA)	L	38-35
O27	at Marshall (C-USA)	L	34-21
N3	UTEP (C-USA)	W	56-48
N10	at SMU (C-USA)	W	43-42
N17	Tulane (C-USA)	L	45-31
N24	Tulsa (C-USA)	L	48-43

2008 (10-3, 7-1 C-USA) - T 1ST WEST

A29	SMU (C-USA)	W	56-27
S6	at Memphis (C-USA)	W	42-35
S13	at Vanderbilt	L	38-21
S20	at #7 Texas	L	52-20
S27	North Texas	W	77-20
O4	at Tulsa (C-USA)	L	63-28
O18	Southern Miss (C-USA)	W	45-40
O25	at Tulane (C-USA)	W	42-17
N1	at UTEP (C-USA)	W	49-44
N8	Army	W	38-31
N22	Marshall (C-USA)	W	35-10

N29 Houston (C-USA) W 56-42
D30 vs. Western Michigan W 38-14
(Texas Bowl)

2009 (2-10, 2-6 C-USA) - 5TH WEST

S5 at UAB (C-USA) L 44-24
S12 at Texas Tech L 55-10
S19 at #16 Oklahoma State L 41-24
S26 Vanderbilt L 36-17
O3 Tulsa (C-USA) L 27-10
O8 Navy L 63-14
O17 at East Carolina (C-USA) L 49-13
O24 UCF (C-USA) L 49-7
N7 at SMU (C-USA) L 31-28
N14 Tulane (C-USA) W 28-20
N21 UTEP (C-USA) W 30-29
N28 at #25 Houston (C-USA) L 73-14

2010 (4-8, 3-5 C-USA) - T 4TH WEST

S4 #5 Texas (Reliant) L 34-17
S11 at North Texas W 33-32
S18 Northwestern L 30-13
S25 Baylor L 30-13
O2 SMU (C-USA) L 42-31
O9 at UTEP (C-USA) L 44-24
O16 Houston (C-USA) W 34-31
O23 at UCF (C-USA) L 41-14
N6 at Tulsa (C-USA) L 64-27
N13 at Tulane (C-USA) L 54-49
N21 ECU (C-USA) W 62-38
N28 UAB (C-USA) W 28-23

2011 (4-8, 3-5 C-USA) - T 4TH WEST

S3 at Texas L 34-9
S10 Purdue W 24-22
S24 at #17 Baylor L 56-31
O1 at Southern Miss (C-USA) L 48-24
O8 Memphis (C-USA) W 28-6
O15 at Marshall(C-USA) L 24-20
O22 Tulsa (C-USA) L 38-20
O27 at #18 Houston (C-USA) L 73-34
N5 UTEP (C-USA) W 41-37
N12 at Northwestern L 28-6
N19 Tulane (C-USA) W 19-7
N26 at SMU (C-USA) L 27-24

2012 (7-6, 4-4 C-USA) - T 3RD WEST

A30 UCLA L 49-24
S8 at Kansas W 25-24
S15 at Louisiana Tech L 56-37
S22 Marshall (C-USA) OT L 54-51
S29 Houston# (C-USA) L 35-14
O6 at Memphis (C-USA) L 14-10
O13 UTSA W 34-14
O20 at Tulsa (C-USA) L 28-24
O27 Southern Miss (C-USA) W 44-17
N3 at Tulane (C-USA) W 49-47
N17 SMU (C-USA) W 36-14
N24 at UTEP (C-USA) W 33-24
D29 Air Force W 33-14

(Armed Forces Bowl)

Reliant Stadium

2013 (10-4, 7-1 C-USA) - CHAMPION

A31 at #7 Texas A&M L 52-31
S14 Kansas W 23-14
S21 Houston # L 31-26
S28 Florida Atlantic (C-USA) W 19-14
O5 at Tulsa (C-USA) W 30-27
O12 at UTSA (C-USA) W 27-20
O19 at New Mexico St. W 45-19
O26 UTEP (C-USA) W 45-7
O31 at North Texas (C-USA) L 28-16
N16 Louisiana Tech (C-USA) W 52-14
N21 at UAB (C-USA) OT W 37-34
N30 Tulane (C-USA) W 17-13
D7 Marshall % W 41-24
D31 Mississippi State L 44-7

Reliant Stadium

% C-USA Championship Game

2014 (8-5, 5-3 C-USA) - T 2ND WEST

A30 at Notre Dame L 48-17
S13 at Texas A&M L 38-10
S20 Old Dominion (C-USA) L 45-42
S27 at Southern Miss (C-USA) W 41-23
O4 Hawai'i W 28-14
O11 at Army W 41-21
O25 North Texas (C-USA) W 41-21
N1 at FIU (C-USA) W 31-17
N8 UTSA (C-USA) W 17-7
N15 at Marshall (C-USA) L 41-14
N21 UTEP (C-USA) W 31-13
N29 at Louisiana Tech (C-USA) L 76-31
D24 Fresno State W 30-6
(Hawai'i Bowl)

2015 (5-7, 3-5 C-USA) - T 3RD WEST

S5	Wagner	W	56-16
S12	at Texas	L	42-28
S19	at North Texas (C-USA)	W	38-24
S26	at #5 Baylor	L	70-17
O3	Western Kentucky (C-USA)	L	49-10
O10	at Florida Atlantic (C-USA)	W	27-26
O24	Army	W	38-31
O30	Louisiana Tech (C-USA)	L	42-17
N6	at UTEP (C-USA)	L	24-21
N14	Southern Miss (C-USA)	L	65-10
N21	at UTSA (C-USA)	L	34-24
N28	Charlotte (C-USA)	W	27-7

2016 (3-9, 2-6 C-USA) - T 5TH WEST

S1	at WKU (C-USA)	L	46-14
S10	at Army West Point	L	31-14
S16	#Baylor	L	38-10
S24	North Texas (C-USA)	L	20T42-35
O1	at Southern Miss (C-USA)	L	44-28
O15	UTSA (C-USA)	L	14-13
O22	Prairie View A&M	W	65-44
O29	at Louisiana Tech (C-USA)	L	61-16
N5	Florida Atlantic (C-USA)	L	42-25
N12	at Charlotte (C-USA)	W	22-21
N19	UTEP (C-USA)	W	44-24
N26	at #24 Stanford	L	41-17

2017 (1-11, 1-7 C-USA) - 6TH WEST

A26	vs. Stanford	L	62-7
S9	at UTEP (C-USA)	W	31-14
S16	at Houston	L	38-3
S23	FIU (C-USA)	L	13-7
S30	at Pitt	L	42-10
O7	Army West Point	L	49-12
O21	at UTSA (C-USA)	L	20-7
O28	Louisiana Tech (C-USA)	L	42-28
N4	at UAB (C-USA)	L	52-21
N11	Southern Miss (C-USA)	L	43-34
N18	at Old Dominion (C-USA)	L	24-21
N25	North Texas (C-USA)	L	30-14

2018 (2-11, 1-7 C-USA) - T 6TH WEST

A25	Prairie View A&M	W	31-28
S1	Houston	L	45-27
S8	at Hawai'i	L	43-29
S22	at Southern Miss (C-USA)	L	40-22
S29	at Wake Forest	L	56-24
O6	UTSA (C-USA)	L	20-3
O13	UAB (C-USA)	L	42-0
O20	at FIU (C-USA)	L	36-17
O27	at North Texas (C-USA)	L	41-17
N3	UTEP (C-USA)	L	34-26
N10	at Louisiana Tech (C-USA)	L	28-13
N17	at LSU	L	42-10
N24	Old Dominion (C-USA)	W	27-13

ALL-TIME SERIES RECORDS

Opponent	W-L-T	First Game	Last Game	Opponent	W-L-T	First Game	Last Game	Opponent	W-L-T	First Game	Last Game	Opponent	W-L-T	First Game	Last Game	Opponent	W-L-T	First Game	Last Game
Alabama	3-0-0	1953	1956	Duquesne	1-1-0	1935	1936	Kansas State	0-2-0	1994	1996	New Mexico St.	1-0-0	2013	2013	Univ. of the South	2-0-0	1919	1930
Air Force	2-5-0	1985	2012	East Carolina	2-2-0	2005	2010	Kentucky	0-2-0	1953	1955	Nevada	2-3-0	2000	2004	Southern Cal	0-2-1	1947	1971
Arizona	4-0-0	1916	1931	Florida	4-3-1	1953	1977	Lamar	4-0-0	1984	1987	Nicholls State	0-1-0	2007	-	Southern Miss	4-5-0	2007	2018
Arkansas	29-35-3	1919	1991	Florida Atlantic	2-1-0	2013	2016	Louisiana-Lafayette	2-3-0	1921	1989	North Carolina	1-0-0	1949	-	SMU	41-48-1	1916	2012
Army	4-3-1	1958	2017	FIU	1-2-0	2014	2018	Louisiana State	14-37-5	1915	2018	North Texas	4-4-0	1988	2018	Southwestern (Texas)	16-5-0	1912	1946
Auburn	2-0-0	1937	1938	Florida State	0-1-0	2006	-	Louisiana Tech	4-8-0	1965	2018	Northwestern	4-3-0	1967	2011	Stanford	3-3-0	1957	2017
Austin College	3-2-1	1912	1924	Fordham	0-1-0	1939	-	Loyola-New Orleans	3-2-0	1927	1934	Notre Dame	0-4-0	1915	1988	Stephen F. Austin	1-1-0	1925	1926
Baylor	30-49-2	1914	2016	Fresno State	1-6-0	1999	2014	Marshall	2-4-0	2007	2014	Ohio State	0-2-0	1993	1996	Tennessee	1-2-0	1946	1969
Boise State	1-1-0	2001	2002	George Washington	2-0-0	1935	1936	Memphis	2-2-0	2007	2012	Oklahoma	0-7-0	1921	2000	Texas	21-72-1	1914	2015
BYU	1-1-0	1996	1997	Georgia	1-0-0	1936	-	Miami (Florida)	0-2-0	1984	1985	Oklahoma State	0-3-1	1914	2009	Texas A&M	27-52-3	1914	2014
California	1-1-0	1969	1970	Georgia Tech	0-2-1	1960	1972	Michigan	0-2-0	1999	2000	Old Dominion	1-2-0	2014	2018	Texas A&M-Kingsville	6-0-0	1931	1940
Centenary	3-1-0	1927	1941	Hardin-Simmons	1-0-0	1953	-	Michigan State	0-1-0	2002	-	Oregon	0-1-0	1962	-	TCU	35-41-3	1914	2000
Charlotte	2-0-0	2015	2016	Haskell Institute	1-0-0	1917	-	Middle Tennessee	First Meeting			Penn State	0-2-0	1962	1963	Texas State	2-2-0	1920	1987
Cincinnati	0-1-0	1974	-	Hawai'i	5-3-0	1999	2018	Minnesota	0-2-0	1983	1984	Pittsburgh	2-1-0	1950	2017	Texas Tech	20-27-1	1942	2009
Clemson	3-4-0	1949	1980	Houston	11-31-0	1971	2018	Mississippi	0-1-0	1960	-	Prairie View A&M	2-0-0	2016	2018	Trinity (Texas)	5-1-1	1913	1927
Colorado	1-0-0	1937	-	Howard Payne	1-0-0	1919	-	Mississippi State	0-2-0	1975	2013	Purdue	2-2-0	1934	2011	Troy	0-1-0	2006	2006
Colorado State	1-0-0	1998	-	Idaho	1-0-0	1977	-	Missouri	0-1-0	1981	-	St. Edward's (Texas)	2-2-1	1926	1930	Tulane	20-15-1	1916	2013
Cornell	2-0-0	1953	1954	Indiana	0-2-0	1987	1988	Montana	1-0-0	1973	-	St. Mary's (Texas)	1-0-0	1935	-	Tulsa	8-10-1	1937	2013
Creighton	3-1-0	1932	1935	Iowa State	3-2-0	1930	1994	Navy	6-6-0	1951	2009	Sam Houston State	16-1-0	1912	1993	UAB	3-4-0	2005	2018
Daniel Baker	2-0-0	1914	1915	Kansas	2-1-0	1961	2013	Nebraska	0-1-0	2001	-	San Jose State	2-3-0	1998	2004	UCF	1-3-0	2005	2010
Duke	1-5-0	1957	2003					New Mexico	3-0-0	1949	1997	Santa Clara	1-1-0	1933	1950	UCLA	0-4-0	1952	2012

Opponent	W-L-T	First Game	Last Game
UNLV	2-0-0	1995	1998
UTEP	14-8-0	1996	2018
UTSA	3-4-0	2012	2018
Utah	3-1-0	1956	1997
Vanderbilt	1-4-0	1939	2009
Virginia Military	2-0-0	1939	1975
Wagner	1-0-0	2015	-
Washington	0-0-1	1968	-
Wake Forest	1-1-1	1989	2018
WKU	0-2-0	2015	2016
Western Michigan	1-0-0	2008	-
West Virginia	1-0-0	1964	-
Wisconsin	0-2-0	1952	1954
Wyoming	0-1-0	1998	-
Overall	W-L-T		
College Opponents	459-584-31		
Other Opponents	8-7-1		
All Opponents	467-592-32		

GAME-BY-GAME SERIES

Army (4-3-1)

N8, 1958	L	14-7	Houston	N29, 1930	L	35-14	Waco	N26, 1955	L	15-7	Houston	N18, 1978	W	24-10	Houston
S30, 1995	T	21-21	West Point, N.Y.	N28, 1931	W	20-0	Houston	D1, 1956	L	46-13	Waco	N17, 1979	L	45-14	Waco
S30, 2006	W	48-14	West Point, N.Y.	N26, 1932	W	12-0	Waco	N30, 1957	W	20-0	Houston	N15, 1980	L	16-6	Houston
N8, 2008	W	38-31	Houston	D2, 1933	L	7-6	Waco	N29, 1958	W	33-21	Waco	N14, 1981	W	17-14	Waco
O11, 2014	W	41-21	West Point, N.Y.	D1, 1934	W	32-0	Waco	N28, 1959	L	23-21	Houston	N13, 1982	L	35-13	Houston
O24, 2015	W	38-21	Houston	N30, 1935	L	6-0	Houston	N26, 1960	L	12-7	Waco	N12, 1983	L	48-14	Waco
S10, 2016	L	31-14	West Point, N.Y.	N28, 1936	L	10-7	Houston	D2, 1961	W	26-14	Houston	N17, 1984	L	46-40	Houston
O7, 2017	L	49-12	Houston	N27, 1937	W	13-7	Houston	D1, 1962	L	28-15	Waco	N16, 1985	L	34-10	Waco
				N26, 1938	L	27-6	Waco	N30, 1963	L	21-12	Houston	N15, 1986	L	23-17	Houston
				D2, 1939	L	10-7	Houston	N28, 1964	L	27-20	Waco	N14, 1987	L	34-31	Waco
				N30, 1940	W	21-12	Houston	N27, 1965	L	17-14	Houston	N12, 1988	L	20-10	Houston
				N29, 1941	W	28-14	Houston	N26, 1966	L	21-14	Waco	N18, 1989	W	6-3	Waco
				N28, 1942	W	20-0	Waco	D2, 1967	W	27-25	Houston	N17, 1990	L	17-16	Houston
				D1, 1945	L	17-14	Houston	N30, 1968	L	16-7	Waco	O12, 1991	W	20-17	Waco
				N30, 1946	W	38-6	Houston	N29, 1969	W	34-6	Houston	N14, 1992	W	34-31	Houston
				N29, 1947	W	34-6	Houston	N28, 1970	W	28-23	Waco	N13, 1993	L	38-14	Waco
				N27, 1948	T	7-7	Waco	N27, 1971	W	23-0	Houston	N12, 1994	L	19-14	Houston
				N26, 1949	W	21-7	Houston	D2, 1972	L	28-14	Waco	N18, 1995	L	34-6	Waco
				D2, 1950	L	33-7	Waco	D1, 1973	W	27-0	Houston	S8, 2007	L	42-17	Waco
				D1, 1951	L	34-13	Houston	N30, 1974	L	24-3	Waco	S18, 2010	L	30-14	Houston
				N29, 1952	W	20-14	Waco	N29, 1975	L	25-7	Houston	S24, 2011	L	56-31	Waco
				N28, 1953	W	41-19	Houston	N13, 1976	L	38-6	Houston	S26, 2015	L	70-17	Waco
				N27, 1954	W	20-14	Waco	N12, 1977	L	24-14	Waco	S16, 2016	L	38-10	Houston

Louisiana Tech (4-8)

S18, 1965	W	14-0	Rice Stadium
O27, 2001	L	41-38 ^{ot}	Ruston
O5, 2002	W	37-20	Rice Stadium
N27, 2003	W	49-14	Ruston
N29, 2004	L	51-14	Reliant Stadium
S 15, 2012	L	56-37	Ruston
N 16, 2013	W	52-14	Rice Stadium
N 29, 2014	L	76-31	Ruston
O30, 2015	L	42-17	Houston
O29, 2016	L	61-16	Ruston
O28, 2017	L	42-28	Houston
N10, 2018	L	28-13	Ruston

Marshall (2-4)

O27, 2007	L	34-21	Huntington
N22, 2008	W	35-10	Houston
O15, 2011	L	24-20	Huntington
S22, 2012	L	54-51 ^{ot}	Houston
D7, 2013	W	42-24	Houston
N15, 2014	L	41-14	Huntington

Middle Tennessee (0-0)

First Meeting

North Texas (4-5)

N19, 1988	L	33-17	Houston
S27, 2008	W	77-20	Houston
S11, 2010	W	33-32	Denton
O31, 2013	L	28-16	Denton
O25, 2014	W	41-21	Houston
S19, 2015	W	38-24	Denton
S24, 2016	L	42-35 ^{2ot}	Houston
N25, 2017	L	30-14	Houston
O27, 2018	L	41-17	Denton

Southern Miss (4-5)

O3, 2007	W	31-29	Hattiesburg
O18, 2008	W	45-40	Houston
O 1, 2011	L	48-24	Hattiesburg
O 27, 2012	W	44-17	Houston
S27, 2014	W	41-23	Hattiesburg
N14, 2015	L	65-10	Houston
O1, 2016	L	44-28	Hattiesburg
N11, 2017	L	43-34	Houston
S22, 2018	L	40-22	Hattiesburg

Texas (21-72-1)

O17, 1914	L	41-0	Austin
O16, 1915	L	59-0	Austin

O7, 1916	L	16-2	Austin
O27, 1917	W	13-0	Austin
O16, 1918	L	14-0	Austin
N1, 1919	L	32-7	Austin
O30, 1920	L	21-0	Houston
O29, 1921	L	56-0	Austin
N4, 1922	L	29-0	Houston
N3, 1923	L	27-0	Austin
N1, 1924	W	19-6	Houston
O24, 1925	L	27-6	Austin
O23, 1926	L	20-0	Houston
O22, 1927	L	27-0	Austin
O27, 1928	L	13-6	Houston
O26, 1929	L	39-0	Austin
O25, 1930	W	6-0	Houston
O10, 1931	W	7-0	Austin
O22, 1932	L	18-6	Houston
O28, 1933	L	18-0	Austin
O27, 1934	W	20-9	Houston
O26, 1935	W	28-19	Austin
O24, 1936	W	7-0	Houston
O23, 1937	W	14-7	Austin
O22, 1938	W	13-7	Houston
O28, 1939	L	26-12	Austin
O26, 1940	W	13-0	Houston

O25, 1941	L	40-0	Austin
O24, 1942	L	12-7	Houston
O23, 1943	L	58-0	Austin
O28, 1944	W	7-0	Houston
O27, 1945	W	7-6	Austin
O26, 1946	W	18-13	Houston
O25, 1947	L	12-0	Austin
O23, 1948	L	20-7	Houston
O22, 1949	W	17-15	Austin
O28, 1950	L	35-7	Houston
O27, 1951	L	14-6	Austin
O25, 1952	L	20-7	Houston
O24, 1953	W	18-13	Austin
O23, 1954	W	13-7	Houston
O22, 1955	L	32-14	Austin
O27, 1956	W	28-7	Houston
O26, 1957	L	19-14	Austin
O25, 1958	W	34-7	Houston
O24, 1959	L	28-6	Austin
O22, 1960	W	7-0	Houston
O28, 1961	L	34-7	Austin
O27, 1962	T	14-14	Houston
O26, 1963	L	10-6	Austin
O24, 1964	L	6-3	Houston
O23, 1965	W	20-17	Austin

O22, 1966	L	14-6	Houston
O28, 1967	L	28-6	Austin
O26, 1968	L	38-14	Houston
O25, 1969	L	31-0	Austin
O24, 1970	L	45-21	Houston
O23, 1971	L	39-10	Austin
O28, 1972	L	45-9	Houston
O27, 1973	L	55-13	Austin
O26, 1974	L	27-6	Houston
O25, 1975	L	41-9	Austin
O2, 1976	L	42-15	Houston
O1, 1977	L	72-15	Austin
S16, 1978	L	34-0	Houston
O6, 1979	L	26-9	Austin
O4, 1980	L	41-28	Houston
S12, 1981	L	31-3	Austin
O2, 1982	L	34-7	Houston
O1, 1983	L	42-6	Austin
O6, 1984	L	38-13	Houston
O5, 1985	L	44-16	Austin
O4, 1986	L	17-14	Houston
O3, 1987	L	45-26	Austin
O1, 1988	L	20-13	Houston
O7, 1989	L	31-30	Austin
O6, 1990	L	26-10	Houston

O5, 1991	L	28-7	Austin
O3, 1992	L	23-21	Houston
O2, 1993	L	55-38	Austin
O16, 1994	W	19-17	Houston
O7, 1995	L	37-13	Austin
O27, 1997	L	38-31	Houston
S26, 1998	L	59-21	Austin
S18, 1999	L	18-13	Austin
S20, 2003	L	48-7	Reliant Stadium
S25, 2004	L	35-13	Austin
S17, 2005	L	51-10	Austin
S16, 2006	L	52-7	Reliant Stadium
S22, 2007	L	58-14	Austin
S20, 2008	L	52-20	Austin
S4, 2010	L	34-17	Reliant Stadium
S3, 2011	L	34-9	Austin
S12, 2015	L	42-28	Austin

UAB (3-4)

O1, 2005	L	45-26	Birmingham
O14, 2006	W	34-33	Houston
S5, 2009	L	44-24	Birmingham
N 27, 2010	W	28-23	Houston
N21, 2013	W	37-34 ^{ot}	Birmingham
N4, 2017	L	52-21	Birmingham

O13, 2018	L	42-0	Houston
-----------	---	------	---------

UTEP (14-8)

O26, 1996	W	48-21	El Paso
N22, 1997	W	31-13	Houston
N13, 1999	L	30-29	Houston
N11, 2000	L	38-21	El Paso
N17, 2001	W	27-17	Houston
O19, 2002	L	38-35	El Paso
N22, 2003	W	45-14	Houston
N13, 2004	L	35-28 ^{2ot}	El Paso
O29, 2005	L	38-31	Houston
N4, 2006	W	37-31	El Paso
N3, 2007	W	56-48	Houston
N1, 2008	W	49-44	El Paso
N21, 2009	W	30-29	Houston
O9, 2010	L	44-24	El Paso
N11, 2011	W	41-37	Houston
N 24, 2012	W	33-24	El Paso
O 26, 2013	W	45-7	Houston
N 21, 2014	W	31-13	Houston
N6, 2015	L	24-21	El Paso
N 19, 2016	W	44-24	Houston
S9, 2017	W	31-14	El Paso
N3, 2018	L	34-26	Houston

UTSA (3-4)

O 13, 2012	W	34-14	Houston
O 12, 2013	W	27-21	San Antonio
N 11, 2014	W	17-7	Houston
N21, 2015	L	34-24	San Antonio
O15, 2016	L	14-13	Houston
O21, 2017	L	20-7	San Antonio
O6, 2018	L	20-3	Houston

Wake Forest (1-1-1)

S30, 1989	T	17-17	Winston-Salem
S1, 1990	W	33-17	Houston
S29, 2018	L	56-24	Winston-Salem

RICE ALL-TIME COACHES RECORDS

	Years	Overall W-L-T	Conf. Only W-L-T
Phil Arbuckle (Southwestern)	1912-17, 19-23	52-30-8	9-8-2
John Anderson	1918	1-5-0	1-1-0
John W. Heisman (Pennsylvania)	1924-27	14-18-3	4-11-1
Claude Rothgreb	1928	2-7-0	0-5-0
Jack Meagher (Notre Dame)	1929-33	26-26-0	9-20-0
Jimmy Kitts (SMU)	1934-39	33-29-4	16-18-2
Jess Neely (Vanderbilt)	1940-66	144-124-10	86-75-6
Harold "Bo" Hagan (South Carolina)	1967-70	12-27-1	7-21-0
Bill Peterson (Ohio Northern)	1971	3-7-1	2-4-1
Al Conover (Wake Forest)	1972-75	14-28-1	10-18-0
Homer Rice (Centre)	1976-77	4-18-0	2-14-0
Ray Alborn (Rice)	1978-83	13-53-0	9-39-0
Watson Brown (Vanderbilt)	1984-85	4-18-0	2-14-0
Jerry Berndt (Bowling Green State)	1986-88	6-27-0	2-24-0
Fred Goldsmith (Florida)	1989-93	23-31-1	14-24-0
Ken Hatfield (Arkansas)	1994-2005	56-89-1	44-57-0
Todd Graham (East Central Univ.)	2006	7-6	6-2
David Bailiff (Texas State)	2007-17	57-80	40-48
Mike Bloomgren (Florida State)	2018-	2-11	1-7

OWLS IN THE AP POLL

The Associated Press first began polling sportswriters and broadcasters to create its weekly ranking NCAA football teams in 1936 and one year later Rice made the first of its 15 appearances in the AP poll.

The 2008 Texas Bowl Champion Owls were the most recent team to end the year receiving votes in the final AP poll, picking up eight after completing the second 10-win season in school history.

Year	# Weeks	High	Final	Coach	Notes
1937	3	15	18	Jimmy Kitts	Cotton Bowl Champions
1941	1	12	NR	Jess Neely	
1946	8	5	10	Jess Neely	Orange Bowl Champions
1947	6	15	18	Jess Neely	
1949	7	5	5	Jess Neely	Cotton Bowl Champions
1950	2	15	NR	Jess Neely	
1951	2	18	NR	Jess Neely	
1952	1	17	NR	Jess Neely	
1953	9	6	6	Jess Neely	Cotton Bowl Champs (2 1st place votes)
1954	8	11	19	Jess Neely	
1955	4	11	NR	Jess Neely	
1957	8	8	8	Jess Neely	Cotton Bowl
1958	3	13	NR	Jess Neely	
1960	6	10	NR	Jess Neely	Sugar Bowl
1961	2	7	T-17	Jess Neely	Bluebonnet Bowl-
2008	-	-	-	David Bailiff	Texas Bowl (8 votes in final poll)

THE OWLS IN RICE STADIUM

Season	All Games			Conference			Home			Season	All Games			Conference			Attend.	Avg.	Largest Crowd
	W	L	T	W	L	T	Attend.	Avg.	Largest Home Crowd		W	L	T	W	L	T			
1950	3	3	0	0	3	0	310,000	51,667	SMU, Texas (70,000)	1972	3	3	0	1	2	0	232,693	38,782	Texas (65,000)
1951	4	2	0	2	1	0	256,000	42,667	Navy, Texas A&M (58,000)	1973	4	2	0	3	1	0	177,909	29,652	Notre Dame (50,000)
1952	2	4	0	1	2	0	253,000	42,167	Texas (66,000)	1974	2	3	1	2	1	0	204,001	34,000	Texas (56,500)
1953	5	1	0	3	0	0	270,000	45,000	Baylor (68,000)	1975	1	5	0	1	3	0	145,475	25,109	Texas A&M (67,000)
1954	5	1	0	2	1	0	281,500	46,917	Texas (71,000)	1976	2	4	0	1	4	0	145,349	24,224	Texas (57,000)
1955	2	3	1	0	3	0	281,500	46,971	Texas A&M (68,000)	1977	1	5	0	0	4	0	153,000	25,500	Texas A&M (57,500)
1956	4	2	0	1	2	0	275,000	45,833	Texas (67,000)	1978	1	5	0	1	3	0	176,500	29,417	Texas (62,000)
1957	4	2	0	3	0	0	291,000	48,500	Texas A&M (72,000)	1979	1	5	0	0	4	0	164,800	27,133	Oklahoma (48,000)
1958	1	5	0	1	2	0	343,000	57,167	Texas (72,000)	1980	1	4	0	0	4	0	152,000	30,400	Texas (52,000)
1959	1	3	2	1	2	1	230,000	38,333	SMU (65,000)	1981	2	3	0	1	3	0	121,266	24,245	Texas A&M (52,000)
1960	5	1	0	4	0	0	248,000	41,333	Texas (72,000)	1982	0	5	0	0	4	0	130,000	26,000	Texas (50,000)
1961	5	1	0	3	1	0	267,000	44,500	LSU (73,000)	1983	1	5	0	0	3	0	134,000	22,333	Texas A&M (40,000)
1962	2	3	1	2	1	1	235,000	39,167	Texas (73,000)	1984	1	4	0	0	4	0	114,256	22,851	Texas (56,047)
1963	4	2	0	2	2	0	273,000	45,500	LSU (64,000)	1985	2	4	0	1	3	0	106,112	17,685	Texas A&M (41,195)
1964	3	2	1	2	1	1	252,000	42,000	Texas (73,000)	1986	2	5	0	0	4	0	105,500	15,071	Texas (31,000)
1965	1	5	0	0	4	0	185,000	30,833	Arkansas (46,000)	1987	2	4	0	0	4	0	90,400	15,067	Texas A&M (32,500)
1966	2	4	0	1	3	0	243,500	40,583	Texas (67,500)	1988	0	5	0	0	3	0	84,500	16,900	Texas (35,000)
1967	4	2	0	2	2	0	205,867	34,311	Texas A&M (58,000)	1989	0	5	0	0	4	0	92,700	18,540	Texas A&M (30,900)
1968	0	5	0	0	3	0	180,635	36,127	Texas (68,500)	1990	4	3	0	2	2	0	153,100	21,871	Texas (34,800)
1969	3	3	0	2	2	0	176,919	29,487	LSU (55,000)	1991	0	4	0	0	3	0	121,700	30,425	Texas A&M (42,600)
1970	3	2	0	1	2	0	135,547	27,109	Texas (70,500)	1992	5	1	0	3	1	0	142,800	23,800	Texas (41,100)
1971	2	4	1	1	2	1	219,133	31,305	Houston (62,000)	1993	5	1	0	2	1	0	143,000	23,833	Texas A&M (46,800)

Season	All Games			Conference			Attend.	Avg.	Largest Crowd	Totals	178	197	7	111	139	4	11,216,574	29,363	Several (73,000)
	W	L	T	W	L	T													
1994	3	2	0	3	1	0	112,900	22,580	Texas (34,700)										
1995	1	4	0	0	3	0	126,800	25,360	Texas A&M (39,500)										
1996	4	1	0	4	0	0	100,850	20,170	Utah (23,250)										
1997	3	2	0	3	1	0	177,547	35,509	Texas (53,811)										
1998	4	1	0	4	0	0	110,573	22,115	SMU (42,674)										
1999	3	1	0	2	1	0	101,200	25,300	Navy (44,217)										
2000	3	2	0	2	2	0	95,885	19,177	Hawai'i (22,521)										
2001	5	0	0	4	0	0	84,617	16,923	Tulsa (29,317)										
2002	1	3	0	1	2	0	100,344	20,069	Houston (30,747)										
¹ 2003	3	2	0	3	1	0	77,307	15,461	Navy (27,832)										
² 2004	2	1	0	2	1	0	41,883	13,961	Fresno State (18,407)										
2005	2	3	0	2	2	0	50,362	10,072	Navy (12,714)										
³ 2006	3	1	0	3	1	0	59,041	14,760	Houston (23,352)										
2007	1	5	0	1	4	0	80,118	13,353	Texas Tech (21,543)										
2008	6	0	0	4	0	0	121,074	20,179	Houston (35,534)										
2009	2	4	0	2	2	0	81,309	13,552	Vanderbilt (19,753)										
⁴ 2010	3	3	0	3	1	0	108,549	18,091	Houston (26,342)										
2011	4	1	0	3	1	0	86,643	17,329	Purdue (25,371)										
*2012	3	3	0	2	1	0	101,623	20,325	UTSA (28,677)										
2013	6	0	0	5	0	0	112,711	18,785	Kansas (22,974)										
2014	4	1	0	3	1	0	92,812	18,562	UTSA (21,195)										
2015	3	3	0	1	3	0	116,034	19,339	Army (24,409)										
2016	2	4	0	1	3	0	128,551	18,785	Baylor (27,047)										
2017	0	5	0	0	4	0	96,770	19,354	Army (21,766)										
2018	2	4	0	1	3	0	121,029	20,172	Houston (26,390)										

¹2003 attendance figure does not include Texas game (47,764) played at Reliant Stadium
²2004 attendance figure does not include Houston & LaTech games (27,726 & 8,307) played at Reliant
³2006 attendance figure does not include Texas game (40,069) played at Reliant Stadium
⁴2010 attendance figure does not include Texas game (70,445) played at Reliant Stadium
*2012 attendance figure does not include Houston game (32, 718) played at Reliant Stadium
2013 attendance figure does not include Houston game (34831) played at Reliant Stadium

RICE ALL-TIME CAPTAINS

1912	R.E. Cummings	1936	Johnnie Frankie, J.W. Friedman	1959	B. Bucek, D. Rather, B. Simmons		D. Rutledge	1997	A. Clifton, C. Nelson, M. Spinner, B. Wood
1913	George Journey	1937	Charlie Moore	1960	R. King, B. Lively, M. Webb	1980	K. Kveton, C. France, D. Darr, M. Downs	1998	Terrence Melton, Charles Torello
1914	Oliver Garnett	1938	Jess Hines	1961	R. Alborn, J. Burrell, R. Jackson	1981	R. Hubble, A. Whitfield, H. Fortune, B. Hill, R. Williams	1999	Neal Gray, Chad Richardson, Judd Smith
1915	W.M. Standish	1939	Ed Singletary	1962	Billy Cox, Gene Raesz	1982	C. Pierson, R. Gray, D. Martin	2000	R. Beavan, J. Jackson, T. Ortega, B. Wulf
1916	W.E. Brown	1940	Ken Whitlow	1963	Jerry Kelley, Johnny Nichols	1983	-NA-	2001	Dan Dawson, Jason Hebert, Matt Webber
1917	J.W. McFarland	1941	Buck Sloan	1964	M. Walker, W. McReynolds, B. Hale	1984	T. Harris, D. Johnson, S. McLaughlin, M. Robinson	2002	G. Gatlin, B. Green, V. Hawkins
1918	LeRoy Bell	1942	Bob Tresch	1965	G. Walker, J. Vining, D. Ferguson	1985	E. Evans, P. Power, D. Turner, D. Wells	2003	Robbie Beck, Kyle Herm, Jeff Vanover
1919	Shirley Brick	1943	Charles Malmberg	1966	H. Dearing, C. Latourette, G. Hine	1986	Marc Scott, Dwain Turner	2004	E. Bailey, J. Calahan, T. Holley, G. Wilson
1920	Jim Dain	1944	H.J. Nichols	1967	Jay Collins, Larry Darling	1987	Russell Moses, Jeff Thomas	2005	Adam Herrin, John Syptak
1921	Eddie Dyer	1945	Bob Nemir	1968	Robby Shelton	1988	Courtney Hall, William McClay	2006	C. Clement, J. Dillard, A. Downs, B. Raines
1922	Fred Boettcher	1946	Weldon Humble, Charles Malmberg	1969	S. Bradshaw, L. Davis, S. Reed	1989	O.J. Brigance, Donald Hollas	2007	C. Clement, J. Dillard, B. Raines, A. Sendejo
1923	Charles Swartz	1947	Virgil Eikenberg	1970	B. Allshouse, R. Roitsch, B. Wheless	1990	O.J. Brigance, Donald Hollas	2008	C. Clement, J. Dillard, B. Raines, A. Sendejo
1924	Harvey Smith	1948	Huey Keeny, Ed Parker	1971-73	-NA-	1991	T. Cobb, E. Henley, T. Teichelman	2009	T. Garmon, M. Knox, A. Sendejo, S. Solomon
1925	F.W. Underwood	1949	Gerald Weatherly, Froggy Williams	1974	Cullie Culpepper, Cornelius Walker	1992	Trevor Cobb, Greg Willig		
1926	F.W. Underwood	1950	L. Stonestreet, V. Glass, I. Nuemann	1975	L. Brune, R. Eggemeyer, R. Norton, E. Lofton	1993	B. Emanuel, H. Crowe & T. Hetherington		
1927	Merle Comstock	1951	B. Howton, B. Burkhalter, G. Walls	1976	M. Bockeloh, D. Johnson, T. Kramer, J. Rose	1994	Byron Coston, Emmett Waldron		
1928	Jon Knippel & George Murray	1952	B. Crockett, D. Rhoden	1977-78	-NA-	1995	Larry Izzo, Josh LaRocca		
1929	Bush Jones	1953	R. Chapman, L. Rucka, J. Hudson	1979	B. Broeren, E. Cooper, J. Joyce,	1996	N. Kalu, S. George, T. Phillips, J. Thigpen		
1930	Bill Morgan	1954	Kenny Paul						
1931	Lou Hassell & Pud Hammit	1955	Marshall Crawford, Eddie Rayburn						
1932	Tom Driscoll	1956	James Briggs, Jerry Harris						
1933	Fred Lauterbach	1957	M. Gorges, K. Hill, L. Whitmire						
1934	Percy Arthur	1958	B. Dial, G. Jones, R. Chilton						
1935	Sam Mays								

NFF HAMPSHIRE HONOR SOCIETY MEMBERS

2010 T. Bradshaw, J. Hicks, J. Hill,
C. Ozougwu, P. Beasley

2011 T. Bradshaw, J. JHicks,
S. Solomon, T. Smith, J. Allen

2012 P Gaines, V McDonald,
J Williams, L Willson

2013 C Bauer, P Gaines, M Kutzler,
T. McHargue, T Peterson,

2014 G Baker, M Hill, D Jackson,
M Simmonette, J Taylor

2015 A Lyons, D Jackson,
S Mouchantaf, A Reue, L Turner,

2016 E Ellerbee, A Lyons, T Martin,
Z Wright

2017 E Ellerbee, P Godber, T Martin,
B Womac

2018 Z Abercumbia, J Fox, S Pierce

2008
Lute Barber
Bio Benibo
Jonathan Cary
Robby Heos

2009
David Berken
James Miller
Bencil Smith

2010
Clark Fangmeier
Terrance Garmon
Andrew Sendejo

2011
Brandon Long
Kramer Lucio
Cheta Ozougwu

2012
Justin Allen
Travis Bradshaw
John Gioffre
James Hicks
Matt Nordstrom
Scott Solomon

2013
Jamael Thomas

2014
Tanner Leland
Klein Kubiak
Michael Kutzler
Paul Porras

2015
Dylan Klare
Brian Nordstrom

2016
James Farrimond
Ryan Pollard
Caleb Williams

2017
Darik Dillard

2018
Peter Godber
D.J. Green
Trey Martin
Cole Thomas
Robby Wells III
Brian Womac

2019
Jorian Clark
Joshua Cummings
Parker Hanusa
Graysen Schantz
Haden Tobola

RICE BOWL HISTORY (7-5)

1938 Cotton Bowl	Jan. 1, 1938	Dallas, Texas	Rice 28, Colorado 14
1947 Orange Bowl	Jan. 1, 1947	Miami, Fla.	Rice 8, Tennessee 0
1950 Cotton Bowl	Jan. 1, 1950	Dallas, Texas	Rice 27, North Carolina 13
1954 Cotton Bowl	Jan. 1, 1954	Dallas, Texas	Rice 28, Alabama 6
1958 Cotton Bowl	Jan. 1, 1958	Dallas, Texas	Navy 20, Rice 7
1961 Sugar Bowl	Jan. 2, 1961	New Orleans, La.	Ole Miss 14, Rice 6
1961 Bluebonnet Bowl	Dec. 16, 1961	Houston, Texas	Kansas 33, Rice 7
2006 New Orleans Bowl	Dec. 22, 2006	New Orleans, La.	Troy 41, Rice 17
2008 Texas Bowl	Dec. 30, 2008	Houston, Texas	Rice 38, Western Michigan 14
2012 Armed Forces Bowl	Dec. 29, 2012	Ft. Worth, Texas	Rice 33, Air Force 14
2013 Liberty Bowl	Dec. 31, 2013	Memphis, Tenn.	Mississippi State 44, Rice 7
2014 Hawai'i Bowl	Dec. 24, 2014	Honolulu, Hawai'i	Rice 30, Fresno State 6

CONFERENCE CHAMPIONSHIPS

Southwest Conference
1934, 1937, 1946, 1949, 1953-T, 1957, 1994-T

Conference USA
2013

2019-20 CONFERENCE USA BOWL PARTNERS

Date	Bowl	Matchup	Location	Time	Network
Dec. 20	Maker's Wanted Bahamas Bowl	C-USA vs. MAC	Nassau, Bahamas	1 p.m.	ESPN
Dec. 20	Frisco Bowl (secondary)	C-USA vs. American	Frisco, Texas	6:30 p.m.	ESPN
Dec. 21	New Mexico Bowl	C-USA vs. Mountain West	Albuquerque, N.M.	1 p.m.	ESPN
Dec. 21	R+L Carriers New Orleans Bowl	C-USA vs. Sun Belt	New Orleans, La.	8 p.m.	ESPN
Dec. 21	Cheribundi Boca Raton Bowl (secondary)	C-USA vs. American/MAC	Boca Raton, Fla.	2:30 p.m.	ABC
Dec. 23	Bad Boy Mowers Gasparilla Bowl	C-USA vs. American	Tampa, Fla.	1:30 p.m.	ESPN
Dec. 24	SoFi Hawai'i Bowl	C-USA vs. Mountain West	Honolulu, Hi.	7 p.m.	ESPN
Dec. 26	Walk-On's Independence Bowl (secondary)	C-USA vs. ACC/SEC	Shreveport, La.	3 p.m.	ESPN
Dec. 30	SERVPRO First Responder's Bowl	C-USA vs. Big 12	Dallas, Texas	11:30 a.m.	ESPN

All Times Central and Subject to Change



HOME AWAY * C-USA OPPONENT



ARMY
AUGUST 30



**WAKE
FOREST**
SEPTEMBER 6



TEXAS
SEPTEMBER 14
AT NRG STADIUM



BAYLOR
SEPTEMBER 21



LA TECH
SEPTEMBER 28



UAB
OCTOBER 5



UTSA
OCTOBER 19



**SOUTHERN
MISS**
OCTOBER 26



MARSHALL
NOVEMBER 2



**MIDDLE
TENNESSEE**
NOVEMBER 16



**NORTH
TEXAS**
NOVEMBER 23



UTEP
NOVEMBER 30