



REGINA

2023 RAMS FOOTBALL GAME NOTES



(NON-CONFERENCE)
MANITOBA
BISONS
MOSAIC STADIUM • L, 26-7



FRIDAY, SEPT. 1
9 UBC
THUNDERBIRDS
MOSAIC STADIUM • L, 25-10



FRIDAY, SEPT. 8
3 SASKATCHEWAN
HUSKIES
SASKATOON, SK • L, 40-6



SATURDAY, SEPT. 16
CALGARY
DINOS
MOSAIC STADIUM • W, 23-15



SATURDAY, SEPT. 23
MANITOBA
BISONS
WINNIPEG, MB • L, 27-24 (OT)



FRIDAY, SEPT. 29
ALBERTA
GOLDEN BEARS
EDMONTON, AB • L, 46-27



SATURDAY, OCT. 14
MANITOBA
BISONS
MOSAIC STADIUM • 2:00 PM



SATURDAY, OCT. 21
9 UBC
THUNDERBIRDS
VANCOUVER, BC • 1:00 PM (PT)



SATURDAY, OCT. 28
3 SASKATCHEWAN
HUSKIES
MOSAIC STADIUM • 1:00 PM



REGINA
[1-4]

MANITOBA
[2-3]



QUICK HITS

- The University of Regina Rams face a must-win situation on Saturday afternoon against Manitoba at Mosaic Stadium. A loss to the Bisons would eliminate the Rams from the Canada West postseason race.
- There's also point-spread considerations at play. Because of Manitoba's three-point victory earlier this year, the Rams need to win by four to clinch the head-to-head tiebreaker over Manitoba should the two teams finish the Canada West schedule with an identical record.

SETTING THE SCENE

DATE: Saturday, Oct. 14
TIME: 2:00 PM
SITE: Mosaic Stadium
CAPACITY: 33,427
RANKINGS: Regina NR, Manitoba NR
TELEVISION: SaskTel maxTV 48/348 (Darren Dupont, Ryan Flaherty, Matt Young)
REGINA RADIO: 620 CKRM (Sean Kleisinger, Ryan Hall)
LIVE VIDEO: canadawest.tv (\$)
LIVE STATS: reginarams.com/stats

RAMS STATISTICAL LEADERS



PASSING
OWEN SIEBEN
61-92, 752 yds, 3 TD



RUSHING
MARSHALL ERICHSEN
44-288 yds, 1 TD



RECEIVING
D'SEAN MIMBS
28-450 yds, 1 TD




SCORING
NOAH PELLETIER
24 pts (4 TD)



TACKLES
CAMERON MAH
28.5 tackles (18/21)



SACKS
CHOPPER HIPPE
3 sacks (3 yds)



PASS BREAKUPS
DOLANI ROBINSON
5 PBUs



INTERCEPTIONS
SOMBACH / MCKERRACHER
1 INT



QUICK NOTES

UNIVERSITY OF REGINA

Location..... Regina, Sask.
 Enrollment 16,664
 Founded (Regina College) 1911
 Founded (University of Regina) 1974
 Conference Canada West
 Colours Green and Vegas Gold
 President Dr. Jeff Keshen
 Athletic Director..... Lisa Robertson

RAMS HISTORY

First Season (CJFL) 1954
 First Season (U SPORTS)..... 1999
 All-Time Canada West Record.....81-106
 All-Time Postseason Record.....7-15
 Canada West Championships.....1 (2000)

COACHING STAFF

Head Coach Mark McConkey (3rd season)
 Canada West Record7-12
 Postseason Record.....0-1
 Assistant HC & Special Teams Coord.Jeff Stusek
 Defensive Coordinator Sheldon Gray
 Run Game CoordinatorDwayne Masson
 Pass Game Coordinator..... Josh Donnelly

U SPORTS TOP TEN

	Media	ELD	Total	Last	
1 Western (6-0 OUA)		91	96	187	1
2 Montreal (6-0 RSEQ)		92	88	180	2
3 Laval (5-1 RSEQ)		80	80	160	3
4 Wilfrid Laurier (6-0 OUA)		58	64	122	6
5 St. Francis Xavier (6-0 AUS)		44	72	116	5
6 Saskatchewan (4-1 CW)		59	56	115	4
7 UBC (4-1 CW)		56	40	96	7
7 Windsor (5-1 OUA)		48	48	96	8
9 Alberta (4-1 CW)		43	16	59	9
10 Queen's (3-3 OUA)		16	32	48	NR

ALSO RECEIVED VOTES: Bishop's (45), Ottawa (16), Concordia (5), Manitoba (2), Carleton (1).

CANADA WEST STANDINGS

TEAM	W	L	Strk.	PF	PA
7 UBC	4	1	L1	211	106
9 Alberta	4	1	W1	179	128
6 Saskatchewan	4	1	W2	154	102
Manitoba	2	3	W2	114	168
Regina	1	4	L2	90	153
Calgary	0	5	L5	72	163

MIMBS BREAKS OUT: Another week, another productive outing for SB D'Sean Mimbs. He became the first Rams player since 2019 to collect 10 receptions in a game last game at Alberta, catching 10 passes for a total of 119 yards and a touchdown. Mimbs now leads Canada West with 28 receptions, ranks second in the conference with 450 receiving yards, and is currently third in the nation with an average of 90 receiving yards per game.

MORE ON MIMBS: Mimbs is on pace for a 720-yard season, which would be in the top 10 in U of R history and the most by a Rams player since Mitchell Picton had 761 in 2017. The school's single-season record is held by Chris Bauman, who had 923 receiving yards in 2006 and went on to be drafted first overall by Hamilton in the 2007 CFL Draft.

ALDO BACK: After K Aldo Galvan was injured in warmups in Week 4 at Manitoba, backup WR Andrew Sweeney stepped up and handled punting and placekicking duties in that game. K Isaac Wegner dressed for Galvan in Week 5 at Alberta, but Galvan is expected to return for Saturday's game against the Bisons.

DOLANI BACK: In his first year with the Rams, DB Dolani Robinson is tied for second in Canada West with five pass breakups. Robinson missed the Alberta game due to injury, but is expected to return to his starting position at boundary corner on Saturday.

UNDER CENTRE: Since taking over as the team's starter midway through the Week 3 game against Calgary, first-year QB Owen Sieben has ranked among the most accurate passers in U SPORTS. He was an impressive 25-for-36 last game at Alberta, increasing his completion percentage to 66.3% for the season. Sieben ranks second in Canada West (behind only UBC's Garrett Rooker) and 10th in the nation in that category.

GROUND GAME: The Rams erupted for 224 rushing yards last game at Alberta, led by Olivier Savard rushing 14 times for 106 yards and Marshall Erichsen getting 12 carries for 62 yards. It marked the first time that the Rams went over the 200-yard mark in rushing as a team since Oct. 25, 2019, when Sam Varao and Colin Stumborg led the Rams to a 233-yard performance in a win over Manitoba at Leibel Field.

CHART CLIMBING: SB Bennett Stusek continues to climb the U of R's all-time receiving lists. He's ninth in school history with 122 career receptions and is tied with former Rams receiver Michael Thomas for ninth with 1759 career receiving yards.

DRAFT REPORT: Mimbs, LB Cameron Mah, and DB Jackson Sombach all participated in the U SPORTS East-West Bowl earlier this year, a showcase which features (for the most part) players available for selection in the 2024 CFL Draft. Galvan, QB Bryden O'Flaherty, OL Matthew Hajewich, and DB Gowrishan Aravinthan are also eligible.

ROSTER BREAKDOWN: The Rams have 99 players on this year's roster, including 70 who call Saskatchewan home. The team also has 15 players from Alberta, 9 from British Columbia, 2 from Manitoba, 1 from Ontario (Robinson), 1 from Quebec (Savard), and 1 from Mexico (Galvan).

PLAYOFF IMPLICATIONS: Saturday's result between the Rams and Manitoba can be split into four different scenarios - a Rams win by at least four, a Rams win by three, a Rams win by one or two, and a Manitoba win. Here's the impact to the Canada West standings in each of those four scenarios.

SATURDAY SCENARIO 1 - RAMS WIN BY AT LEAST 4: The Rams and Manitoba would both have identical 2-4 records, but the U of R would have the tiebreaker based on head-to-head points and would pull into fourth place in the Canada West standings. The Rams would then have to match or exceed Manitoba's win total in the final two weeks of the Canada West schedule to make the playoffs. The Rams finish off conference play at UBC and at home to Saskatchewan, while Manitoba is at home to Alberta next week before finishing off at Calgary.

SATURDAY SCENARIO 2 - RAMS WIN BY 3: The season series between the Rams and Manitoba would be tied in terms of both wins and points scored, sending it to the next tiebreaker which is points differential in all league games. Manitoba would take fourth place over Regina with a three-point edge in that final tiebreaker over the Rams, but the Week 7 and Week 8 results would further affect those totals. Should the two teams end the season tied in the points differential tiebreaker as well, the tie would be settled by a coin flip by Rocky Olfert, the managing director of Canada West.

SATURDAY SCENARIO 3 - RAMS WIN BY 1 OR 2: Again, the Rams and Manitoba both sport 2-4 records but the Bisons would hold the tiebreak over Regina. The Rams would need to exceed Manitoba's win total to make the postseason.

SATURDAY SCENARIO 4 - MANITOBA WINS: The Rams would be mathematically eliminated from the postseason, while the Bisons would clinch a playoff spot if heavily favoured UBC also defeats Calgary.

U of R CAREER RECEIVING YARDS		
1	Jared Janotta (2009-14)	2579
7	Mark McConkey (2007-13)	1991
8	Brenden Owens (2007-11)	1903
9	Michael Thomas (2000-04)	1759
	Bennett Stusek (2018-)	1759

U of R CAREER RECEPTIONS		
1	Jared Janotta (2009-14)	191
6	Jordan Sisco (2006-09)	141
7	Cory Olynick (1999-03)	138
8	Brenden Owens (2007-11)	131
9	Bennett Stusek (2018-)	122





LAST TIME IT HAPPENED

RUSHING

- Rams player ≥ 100 rushing yards Olivier Savard (106) at Alberta, 9/29/2023
- Opposing player ≥ 100 rushing yards Matthew Peterson (167), Alberta, 9/29/2023
- Rams player ≥ 150 rushing yards Atlee Simon (222) at UBC, 11/4/2017
- Opposing player ≥ 150 rushing yards Matthew Peterson (167), Alberta, 9/29/2023
- Rams player ≥ 200 rushing yards Atlee Simon (222) at UBC, 11/4/2017
- Opposing player ≥ 200 rushing yards Ed Ilnicki (201), Alberta, 10/14/2017
- Two Rams ≥ 100 rushing yards Never
- Two opposing players ≥ 100 rushing yards Shane Buchanan (112) and Dexter Janke (110), Saskatchewan, 8/30/2013
- Rams player ≥ 3 TD rushes Sam Varao (3) at UBC, 8/31/2019
- Opposing player ≥ 3 TD rushes Mercer Timmis (3), Calgary, 10/18/2013
- Rams player ≥ 4 TD rushes Never
- Opposing player ≥ 4 TD rushes Dathan Thomas (4), Saskatchewan, 9/6/2008

RECEIVING

- Rams player ≥ 100 receiving yards D'Sean Mims (119) at Alberta, 9/29/2023
- Opposing player ≥ 100 receiving yards Rhett Vavra (130), Saskatchewan, 9/8/2023
- Rams player ≥ 150 receiving yards Kyle Moortgat (185), Manitoba, 10/25/2019
- Opposing player ≥ 150 receiving yards AK Gassama (210), Manitoba, 10/29/2022
- Rams player ≥ 200 receiving yards Mitchell Picton (215) vs. Calgary, 9/23/2016
- Opposing player ≥ 200 receiving yards AK Gassama (210), Manitoba, 10/29/2022
- Two Rams ≥ 100 receiving yards Ryan Schienbein (112) and Mitchell Picton (102), Alberta, 10/14/2017
- Two opposing players ≥ 100 receiving yards A.K. Gassama (109) and Brendt Adams (102), Manitoba, 9/2/2022
- Three Rams ≥ 100 receiving yards J. Janotta (148), A. Richards (113), M. Picton (101) vs. Alberta, 11/1/2014
- Three opposing players ≥ 100 receiving yards T. Philpot (191), D. Boath (126), H. Karl (110), Calgary, 10/19/2018
- Rams player ≥ 10 receptions D'Sean Mims (10) at Alberta, 9/29/2023
- Opposing player ≥ 10 receptions Edgerrin Williams (11), UBC, 10/16/2021
- Rams player ≥ 3 TD receptions Ryan Schienbein (3) at Alberta, 9/7/2018
- Opposing player ≥ 3 TD receptions Rhett Vavra (3), Saskatchewan, 9/8/2023
- Rams player ≥ 4 TD receptions Chad Goldie (4) at UBC, 9/29/2006
- Opposing player ≥ 4 TD receptions Brendan Mahoney (5), Simon Fraser, 11/1/2003

PASSING

- Rams player ≥ 300 passing yards Josh Donnelly (341) vs. UBC, 10/16/2021
- Opposing player ≥ 300 passing yards Jackson Tachinski (323), Manitoba, 9/23/2023
- Rams player ≥ 400 passing yards Noah Picton (449) at Alberta, 9/7/2018
- Opposing player ≥ 400 passing yards Brad Launhardt (436), Alberta, 10/19/2019
- Rams player ≥ 500 passing yards Teale Orban (548) at UBC, 9/29/2006
- Opposing player ≥ 500 passing yards Never
- Rams player ≥ 4 TD passes Josh Donnelly (4), Manitoba, 10/25/2019
- Opposing player ≥ 4 TD passes Anton Amundrud (4), Saskatchewan, 9/8/2023
- Rams player ≥ 5 TD passes Noah Picton (5) at Saskatchewan, 9/29/2017
- Opposing player ≥ 5 TD passes Kyle Siemens (5), Saskatchewan, 9/29/2017
- Rams player ≥ 6 TD passes Teale Orban (6) vs. Calgary, 10/6/2007
- Opposing player ≥ 6 TD passes Ryan Zahara (7), Manitoba, 10/23/2004
- Rams player ≥ 30 completions Noah Picton (32) at Alberta, 9/7/2018
- Opposing player ≥ 30 completions Garrett Rooker (31), UBC, 10/16/2021
- Rams player ≥ 35 completions Noah Picton (35) at Alberta, 10/14/2017
- Opposing player ≥ 35 completions Brad Launhardt (36), Alberta, 10/19/2019

DEFENCE

- Rams player ≥ 2 interceptions Gowrishan Aravinthan (2) vs. Calgary, 10/2/2021
- Opposing player ≥ 2 interceptions Nelson Lokombo (2), Saskatchewan, 9/13/2019
- Rams player ≥ 3 interceptions Never
- Opposing player ≥ 3 interceptions Anthony Deslauriers (3), Simon Fraser, 10/9/2009
- Rams player ≥ 2 sacks Anthony Bennett (3) at Manitoba, 9/2/2022
- Opposing player ≥ 2 sacks Josiah Schakel (2), Alberta, 10/30/2021
- Rams player ≥ 3 sacks Anthony Bennett (3) at Manitoba, 9/2/2022
- Opposing player ≥ 3 sacks Cory Robinson (3), Calgary, 10/21/2017
- Rams player ≥ 4 sacks Stan Van Sichem (4) vs. Saskatchewan, 11/2/2007
- Opposing player ≥ 4 sacks Michael Little (4), Simon Fraser, 10/1/2004

RETURN TOUCHDOWNS

- Rams player, punt return TD Chris King (68 yds) at Calgary, 11/2/2008
- Opposing player, punt return TD Tylor Henry (97 yds), Alberta, 9/14/2013
- Rams player, kickoff return TD Neal Hughes (89 yds) at Saint Mary's, 11/18/2000
- Opposing player, kickoff return TD Carter Kettyle (54 yds), Alberta, 9/29/2023
- Rams player, missed FG return TD Never
- Opposing player, missed FG return TD Never
- Rams player, interception return TD Anthony Bennett (28 yds) vs. Calgary, 9/9/2022
- Opposing player, interception return TD Mack Bannatyne (69 yds), Alberta, 9/29/2023
- Rams player, fumble return TD Donovan Small (58-yard blocked punt return) vs. UBC, 11/5/2022
- Opposing player, fumble return TD Tyson Krushelniski (0 yds), Alberta, 10/30/2021

FIELD GOALS

- Rams player ≥ 4 field goals Aldo Galvan (5) at Alberta, 10/30/2021
- Opposing player ≥ 4 field goals Kieran Flannery-Fleck (6), UBC, 9/1/2023
- Rams player ≥ 5 field goals Aldo Galvan (5) at Alberta, 10/30/2021
- Opposing player ≥ 5 field goals Kieran Flannery-Fleck (6), UBC, 9/1/2023
- Rams player ≥ 45-yard field goal Aldo Galvan (45 yds) at Calgary, 10/19/2018
- Opposing player ≥ 45-yard field goal Matt Riley (53 yds), Manitoba, 10/25/2019
- Rams player ≥ 50-yard field goal Perri Scarcelli (50 yds) vs. Saskatchewan, 10/30/2009
- Opposing player ≥ 50-yard field goal Matt Riley (53 yds), Manitoba, 10/25/2019

SINGLE-GAME RECORDS

RUSHING YARDS

295, Neal Hughes vs. Alberta, 10/25/2003

RUSHING TOUCHDOWNS

3, Cory Olynyck vs. Simon Fraser, 10/26/2002

3, Atlee Simon vs. Manitoba, 10/25/2014

3, Atlee Simon vs. Alberta, 11/1/2014

3, Atlee Simon vs. Manitoba, 10/17/2015

3, Atlee Simon vs. UBC, 11/5/2016

3, Sam Varao vs. UBC, 8/31/2019

RUSHES

39, Adrian Charles vs. Manitoba, 9/30/2011

LONGEST RUSH

97 yds, Ronald Arnold at UBC, 9/8/2000

PASS COMPLETIONS

40, Noah Picton vs. Manitoba, 9/8/2016

PASS ATTEMPTS

60, Noah Picton vs. Manitoba, 9/8/2016

COMPLETION RATE

78.8% (26-33), Noah Picton vs. Sask., 10/30/2015

PASSING YARDS

548, Teale Orban at UBC, 9/29/2006

TOUCHDOWN PASSES

6, Teale Orban at UBC, 9/29/2006

6, Teale Orban vs. Calgary, 10/6/2007

LONGEST PASS COMPLETION

109 yds, Mark Anderson to Jon Ryan

(at Saskatchewan, 10/27/2001)

RECEPTIONS

15, Chad Goldie at Alberta, 9/8/2007

RECEIVING YARDS

228, Jordan Sisco vs. Alberta, 10/13/2007

TOUCHDOWN RECEPTIONS

4, Jason Clermont vs. UBC, 9/21/2001

4, Chad Goldie at UBC, 9/29/2006

TOTAL OFFENCE YARDS

597, T. Orban at UBC, 9/29/2006

(548 pass + 49 rush)

ALL-PURPOSE YARDS

345, Neal Hughes at Manitoba, 11/11/2000

POINTS SCORED

26, Chad Goldie at UBC, 9/29/2006

TOUCHDOWNS SCORED

4 (several times)

FIELD GOALS MADE

5, Aldo Galvan at Alberta, 10/30/2021

LONGEST FIELD GOAL MADE

53 yds, P. Scarcelli vs. Simon Fraser, 9/27/2008

LONGEST PUNT

86 yds, Jon Ryan vs. Alberta, 10/20/2001

LONGEST PUNT RETURN

95 yds, Steve Ryan at Manitoba, 11/4/2006

LONGEST KICKOFF RETURN

95 yds, Chris Ashman vs. Manitoba, 9/4/1999

LONGEST INTERCEPTION RETURN

87 yds, Jamir Walker vs. Sask., 9/18/2010

LONGEST FUMBLE RETURN

108 yds, Michael Stefanovic vs. Sask., 10/30/2015

INTERCEPTIONS

2 (15 times)

QUARTERBACK SACKS

4, Stan Van Sichem vs. Sask., 11/2/2007

FUMBLES FORCED

2 (five times)

BLOCKED KICKS

2, Craig Zimmer at Simon Fraser, 10/29/2005

OVERTIME HISTORY

Aug. 30, 2003 vs. Saskatchewan L, 34-31

Oct. 8, 2005 at Manitoba W, 30-27

Sept. 2, 2016 at Saskatchewan L, 41-39

Oct. 14, 2017 at Alberta W, 58-55 (2OT)

Sept. 29, 2018 at Manitoba W, 35-34*

Oct. 16, 2021 vs. UBC L, 31-30

Sept. 23, 2023 at Manitoba L, 27-24

* - Result officially a 1-0 win for Manitoba due to a Rams forfeit (ineligible player).





RAMS NUMERICAL ROSTER

No.	Name	Pos.	Ht.	Wt.	Yr.	Hometown	Previous Team
1	Aldo Galvan	K	5-11	200	5	Mexico City, Mexico	Bucaneros de Satélite
2	Keegan Kaytor	QB	6-3	180	1	Regina, Sask.	University of Saskatchewan
3	Cameron Mah	LB	5-11	215	4	Vancouver, B.C.	Notre Dame Regional Secondary
4	Dallen Keen	REC	6-5	205	3	Regina, Sask.	Miller Comprehensive HS
5	Jaxon Fuchs	DB	5-11	200	3	Regina, Sask.	Michael A. Riffel HS
6	Olivier Savard	RB	5-10	210	3	Chicoutimi, Que.	Cégep Limoilou
7	Chopper Hippe	LB	6-1	225	3	Lloydminster, Sask.	Edmonton Wildcats
8	Justin Mckerracher	DB	6-0	170	3	La Ronge, Sask.	Regina Thunder
9	D'Sean Mimbs	REC	6-1	180	3	Regina, Sask.	University of Saskatchewan
10	Bennett Stusek	REC	5-11	160	5	Regina, Sask.	Campbell Collegiate
11	Dolani Robinson	DB	6-3	195	2	Toronto, Ont.	Westshore Rebels
12	Joey Howorko	QB	6-4	220	1	Kelowna, B.C.	Kelowna Secondary
13	Bryden O'Flaherty	QB	6-3	200	4	Calgary, Alta.	Bishop O'Byrne HS
14	Noah Pelletier	QB	6-2	210	2	Regina, Sask.	Balfour Collegiate
15	Cole Breitreuz	DB	6-3	185	1	Moose Jaw, Sask.	Central Collegiate
16	Ethan Kurtz	DB	6-0	185	2	Swift Current, Sask.	Swift Current Comprehensive HS
17	Owen Sieben	QB	6-3	185	1	Langley, B.C.	Terry Fox Secondary
18	Ethan Longney	REC	5-8	190	2	Regina, Sask.	Kamloops Broncos
19	Hunter Eagles	DB	5-9	200	1	Estevan, Sask.	Estevan Comprehensive
20	Joe Vogelsang	DB	6-2	195	2	Regina, Sask.	Dr. Martin LeBoldus HS
21	Jevon Garwood	RB	5-8	180	3	Fort McMurray, Alta.	Okanagan Sun
23	Gowrishan Aravinthan	DB	6-0	180	4	Regina, Sask.	Campbell Collegiate
24	Jackson Sombach	DB	5-9	195	4	Regina, Sask.	Miller Comprehensive HS
25	Max Polischuk	DB	6-1	190	2	Regina, Sask.	South Dakota State University
26	Ethan Mather	DB	6-1	200	3	Lloydminster, Sask.	Lloydminster Comprehensive HS
27	Jacob Tkachuk	DB	5-10	165	1	Regina, Sask.	Miller Comprehensive HS
28	Carson Sombach	DB	5-11	195	2	Regina, Sask.	Miller Comprehensive HS
29	Brandon Wong	DB	5-8	195	1	Port Coquitlam, B.C.	Phillips Exeter Academy
30	Brayden Wagg	LB	5-10	210	5	Regina, Sask.	Campbell Collegiate
31	Tyson Sopp	DB	5-11	165	1	Okotoks, Alta.	Holy Trinity Academy
32	Carter Smith	DB	5-10	180	1	Okotoks, Alta.	Holy Trinity Academy
33	Connor Sombach	DB	5-9	180	1	Regina, Sask.	Miller Comprehensive HS
34	Joe Camplin	TE	6-3	230	3	Regina, Sask.	Dr. Martin LeBoldus HS
35	Marshall Erichsen	RB	6-0	185	1	Regina, Sask.	Miller Comprehensive HS
36	Rylar Sombach	DB	5-9	190	1	Regina, Sask.	Miller Comprehensive HS
37	Jonah Thomas	DB	6-2	200	1	Regina, Sask.	Dr. Martin LeBoldus HS
38	Christian Katende	RB	5-10	230	3	Regina, Sask.	Winston Knoll Collegiate
39	Bryce Welter	RB	6-2	205	1	Viscount, Sask.	Viscount Central
40	Alex Gagnon	LB	6-0	230	2	Port Coquitlam, B.C.	Simon Fraser University
41	Cody Ellingson	DL	6-1	235	5	Swan River, Man.	Swan Valley Regional Secondary
42	Ryan Mills	LB	6-2	225	3	Southey, Sask.	Regina Thunder
43	Ethan Jaster	DB	5-8	170	1	Regina, Sask.	Archbishop M.C. O'Neill HS
44	Josh White	LB	6-2	220	5	Regina, Sask.	Campbell Collegiate
45	Travis Horton	LB	5-10	205	2	Regina, Sask.	Michael A. Riffel HS
46	Logan Wells	LB	6-0	220	1	Medicine Hat, Alta.	Medicine Hat HS
47	Colin McKellar	LB	6-1	225	2	Vancouver, B.C.	Simon Fraser University
48	Dawson Abbott	TE	6-1	235	2	Swift Current, Sask.	Winnipeg Rifles
49	Garret Hatchard	LB	6-3	220	2	Lloydminster, Alta.	Lloydminster Comprehensive HS
50	Ryan Makowsky	LB	6-0	185	1	Regina, Sask.	Miller Comprehensive HS
52	Jaxon Runge	LB	6-0	195	3	Regina, Sask.	Campbell Collegiate
53	Kaeden Brennan	LB	6-1	210	2	Regina, Sask.	Dr. Martin LeBoldus HS
54	Evan Eide	DL	6-1	225	2	Lloydminster, Alta.	Edmonton Wildcats
55	Layne Johnson	LB	6-2	210	1	Moose Jaw, Sask.	Central Collegiate
56	Daniel Thornton	LB	6-1	180	1	Regina, Sask.	Michael A. Riffel HS
57	Zach Eltom	OL	6-3	260	1	Regina, Sask.	Dr. Martin LeBoldus HS
58	Tanner Weir	DL	6-2	210	1	Balgonie, Sask.	Greenall HS
59	Matthew Zeiler	DL	6-2	210	1	Regina, Sask.	Winston Knoll Collegiate
60	Apete Tuiloma	TE	6-4	245	3	North Battleford, Sask.	North Battleford Comp. HS
61	Matthew Hajewich	OL	6-4	300	5	Regina, Sask.	Regina Thunder
62	Will Templeton	OL	6-2	280	2	Regina, Sask.	Campbell Collegiate

ALPHABETICAL ROSTER

No.	Name	Pos.
48	Dawson Abbott	TE
67	Maguire Abell	OL
82	Kenton Appel	REC
23	Gowrishan Aravinthan	DB
	Brayden Barcsik	QB
15	Cole Breitreuz	DB
53	Kaeden Brennan	LB
73	Keeton Buchinski	OL
34	Joe Camplin	TE
98	Michael Clow	DL
97	Jacob Dakiniewich	DL
81	Michael Eagle Bear	REC
19	Hunter Eagles	DB
54	Evan Eide	DL
41	Cody Ellingson	DL
57	Zach Eltom	OL
35	Marshall Erichsen	RB
85	Evan Fitchett	REC
5	Jaxon Fuchs	DB
40	Alex Gagnon	LB
	Dhevin Gajaweera	RB
1	Aldo Galvan	K
21	Jevon Garwood	RB
87	Jackson Geddes	REC
69	Jake Gedrasik	OL
75	Andrew Goldenthal	OL
72	Ethan Graham	OL
	Caelan Haid	REC
61	Matthew Hajewich	OL
49	Garret Hatchard	LB
7	Chopper Hippe	LB
70	Parker Hodel	OL
45	Travis Horton	LB
12	Joey Howorko	QB
43	Ethan Jaster	DB
55	Layne Johnson	LB
38	Christian Katende	RB
2	Keegan Kaytor	QB
4	Dallen Keen	REC
66	Connor Klassen	OL
16	Ethan Kurtz	DB
18	Ethan Longney	REC
3	Cameron Mah	LB
	Munir Majien	REC
50	Ryan Makowsky	LB
26	Ethan Mather	DB
47	Colin McKellar	LB
8	Justin Mckerracher	DB
42	Ryan Mills	LB
9	D'Sean Mimbs	REC
93	Anthony Montas Leipert	DL
84	Mark Mryglod	REC
77	Pierce Murphy	OL
13	Bryden O'Flaherty	QB
	Enoch Oyetuga	DB
71	Aidan Paslowski	OL
14	Noah Pelletier	QB
95	Mark Pierlot	DL
25	Max Polischuk	DB
94	Reed Rabbetz	DL





RAMS NUMERICAL ROSTER

No.	Name	Pos.	Ht.	Wt.	Yr.	Hometown	Previous Team
63	Cullen Wagner	OL	6-2	290	2	Lloydminster, Alta.	Edmonton Wildcats
66	Connor Klassen	OL	6-4	310	3	Big River, Sask.	Regina Thunder
67	Maguire Abell	OL	6-0	295	5	Moose Jaw, Sask.	Albert E. Peacock Collegiate
69	Jake Gedrasik	OL	6-2	265	1	Lethbridge, Alta.	Lethbridge Collegiate Institute
70	Parker Hodel	OL	6-5	320	4	Regina, Sask.	Winston Knoll Collegiate
71	Aidan Paslowski	OL	6-7	270	1	Saskatoon, Sask.	Holy Cross HS
72	Ethan Graham	OL	6-7	315	2	Regina, Sask.	Sheldon-Williams Collegiate
73	Keeton Buchinski	OL	6-2	235	1	Regina, Sask.	Miller Comprehensive HS
74	Connor Taylor	OL	6-4	290	2	Medicine Hat, Alta.	Medicine Hat HS
75	Andrew Goldenthal	OL	6-3	300	3	Vernon, B.C.	Kamloops Broncos
76	Austin Van De Sype	OL	6-2	310	2	Regina, Sask.	Miller Comprehensive HS
77	Pierce Murphy	OL	6-6	300	1	Calgary, Alta.	Clearwater Academy
79	Carson Spence	OL	6-3	300	1	Regina, Sask.	Michael A. Riffel HS
80	Emmett Steadman	REC	6-0	185	3	Regina, Sask.	Miller Comprehensive HS
81	Michael Eagle Bear	REC	5-11	175	1	Okotoks, Alta.	Holy Trinity Academy
82	Kenton Appel	REC	5-8	155	1	Regina, Sask.	Miller Comprehensive HS
83	Isaac Wegner	K	6-4	190	4	Strathmore, Alta.	Okanagan Sun
84	Mark Fryglod	REC	5-11	170	1	Leduc, Alta.	Leduc Composite HS
85	Evan Fitchett	REC	6-2	195	1	Kelowna, B.C.	Kelowna Secondary
86	Taggart Rowell	REC	6-2	195	1	Regina, Sask.	Luther College HS
87	Jackson Geddes	REC	5-10	195	1	North Battleford, Sask.	North Battleford Comp. HS
88	Andrew Sweeney	REC	6-1	175	1	Regina, Sask.	Miller Comprehensive HS
89	Rylan Sokul	REC	6-4	220	3	Wynyard, Sask.	Regina Thunder
91	Toryn Swystun-Bernes	DL	6-2	270	1	Warman, Sask.	Martensville HS
92	Riley Richards	DL	6-5	245	1	Yorkton, Sask.	Yorkton Regional HS
93	Anthony Montas Leipert	DL	5-11	240	2	Regina, Sask.	Sheldon-Williams Collegiate
94	Reed Rabbetz	DL	6-0	235	4	Regina, Sask.	Regina Thunder
95	Mark Pierlot	DL	6-0	270	1	Nipawin, Sask.	L.P. Miller Comprehensive
96	Brad Rodin	DL	6-5	280	1	Camrose, Alta.	Our Lady Of Mount Pleasant
97	Jacob Dakiniewich	DL	6-3	240	3	Regina, Sask.	Dr. Martin LeBoldus HS
98	Michael Clow	DL	6-2	235	3	Regina, Sask.	Miller Comprehensive HS
	Brayden Barcsik	QB	6-2	210	1	Regina, Sask.	Michael A. Riffel HS
	Dhevin Gajaweera	RB	5-8	175	1	Winnipeg, Man.	St. Paul's HS
	Caelan Haid	REC	6-5	180	1	Regina, Sask.	Michael A. Riffel HS
	Munir Majien	REC	5-9	175	3	Regina, Sask.	Regina Thunder
	Enoch Oyetuga	DB	5-10	170	1	Regina, Sask.	Miller Comprehensive HS
	Hudson South	REC	5-10	170	1	Melfort, Sask.	Melfort & Unit Comp. Collegiate
	Andrew Stewart	LB	6-0	180	1	Regina, Sask.	F.W. Johnson Collegiate
	Gavin Whittingham	RB	5-9	185	1	Maple Ridge, B.C.	Football North (Mississauga, Ont.)

ALPHABETICAL ROSTER

No.	Name	Pos.
92	Riley Richards	DL
11	Dolani Robinson	DB
96	Brad Rodin	DL
86	Taggart Rowell	REC
52	Jaxon Runge	LB
6	Olivier Savard	RB
17	Owen Sieben	QB
32	Carter Smith	DB
89	Rylan Sokul	REC
24	Jackson Sombach	DB
28	Carson Sombach	DB
33	Connor Sombach	DB
36	Rylar Sombach	DB
31	Tyson Sopp	DB
	Hudson South	REC
79	Carson Spence	OL
80	Emmett Steadman	REC
	Andrew Stewart	LB
10	Bennett Stusek	REC
88	Andrew Sweeney	REC
91	Toryn Swystun-Bernes	DL
74	Connor Taylor	OL
62	Will Templeton	OL
37	Jonah Thomas	DB
56	Daniel Thornton	LB
27	Jacob Tkachuk	DB
60	Apete Tuiloma	TE
76	Austin Van De Sype	OL
20	Joe Vogelsang	DB
30	Brayden Wagg	LB
63	Cullen Wagner	OL
83	Isaac Wegner	K
58	Tanner Weir	DL
46	Logan Wells	LB
39	Bryce Welter	RB
44	Josh White	LB
	Gavin Whittingham	RB
29	Brandon Wong	DB
59	Matthew Zeiler	DL

FORMER RAMS IN THE PROS

PLAYER	TEAM	STATUS	PLAYER	TEAM	STATUS
DB Tevaughn Campbell	Jacksonville Jaguars (NFL)	Practice Squad	WR Mitchell Picton	Saskatchewan Roughriders (CFL)	Active
DE Anthony Bennett	Winnipeg Blue Bombers (CFL)	Active	LB Ryder Varga	BC Lions (CFL)	Active
DL Nicholas Dheilly	Saskatchewan Roughriders (CFL)	Active	OL Theren Churchill	Edmonton Elks (CFL)	Practice Squad
LB Nic Cross	Hamilton Tiger-Cats (CFL)	Active	DL Tanner Schmekel	Winnipeg Blue Bombers (CFL)	Practice Squad
DB Jaxon Ford	Saskatchewan Roughriders (CFL)	Active	COACH	TEAM	POSITION
LS Jorgen Hus	Saskatchewan Roughriders (CFL)	Active	Marc Mueller	Calgary Stampeders (CFL)	QB Coach

RAMS START CHART

Opponent	QB	RB	LT	LG	C	RG	RT	TE	WR	WR	SB	SB
UBC	Pelletier	Erichsen	Hajewich	Taylor	Abell	Hodel	Klassen	Camplin	Keen	Mimbs	Stusek	Steadman
at Saskatchewan	Pelletier	Erichsen	Hajewich	Taylor	Abell	Hodel	Klassen	Camplin	Sokul	Mimbs	Stusek	Steadman
Calgary	O'Flaherty	Erichsen	Hajewich	Taylor	Abell	Hodel	Klassen	Templeton	Sokul	Mimbs	Stusek	Steadman
at Manitoba	Sieben	Erichsen	Hajewich	Templeton	Abell	Hodel	Klassen	Keen (WR)	Sokul	Mimbs	Stusek	Steadman
at Alberta	Sieben	Erichsen	Hajewich	Templeton	Abell	Taylor	Klassen	Savard (RB)	Keen	Mimbs	Stusek	Steadman
Opponent	DE	NT	RUSH	WLB	MLB	ZLB	SLB	CB	CB	HB	HB	S
UBC	Montas L.	Swystun-B.	Clow	White	Mah	Hippe	Rabbetz(DL)	Robinson	Fuchs	J.Sombach	Breitkreuz	Ca.Sombach
at Saskatchewan	Montas L.	Swystun-B.	Clow	White	Mah	Hippe	Wagg	Robinson	Fuchs	J.Sombach	Wong	Ca.Sombach
Calgary	Montas L.	Swystun-B.	Clow	White	Mah	Hippe	Wagg	Robinson	Fuchs	J.Sombach	Polischuk	Ca.Sombach
at Manitoba	Dakiniewich	Swystun-B.	Clow	White	Mah	Hippe	Wagg	Robinson	Tkachuk	J.Sombach	Polischuk	Ca.Sombach
at Alberta	Montas L.	Swystun-B.	Clow	White	Mah	Hippe	Eide (DL)	Tkachuk	Aravinthan	J.Sombach	Polischuk	Ca.Sombach





COACHING STAFF - SIDELINE




MARK McCONKEY
HEAD COACH



JEFF STUSEK
ASS'T HC & ST COORD.



SHELDON GRAY
DEFENSIVE COORD.



ROE BORGMANN
OL COACH



VENTSON DONELSON
DB COACH



FRANKIE GRAY
QB COACH



PAUL HARASEN
ASS'T REC/ST COACH



TRAVIS SERKE
OL COACH



KYLE STROEDER
DL COACH



CARTER STUSEK
ASS'T LB COACH




GARTH KNITTIG
GRADUATE ASS'T

COACHING STAFF - PRESS BOX



DWAYNE MASSON
RUN GAME COORD.




JOSH DONNELLY
PASS GAME COORD.




BRUCE ANDERSON
OFFENSIVE ASS'T



ROBBIE AVRAM
ASS'T DB COACH



BRETT JONES
OL COACH



DEREK LAMER
LB COACH



THOMAS RETZLAFF
DEF. ASS'T

HEAD COACH MARK McCONKEY

Mark McConkey was hired by the Rams in April, 2015 as the team's offensive coordinator, quarterbacks coach, and academic coach. He was elevated to interim head coach in February, 2020 and officially announced as the program's full-time head coach on Feb. 3, 2022.

Over McConkey's two years as the team's interim head coach, he guided the squad through the COVID season in 2020 and through the pandemic-shortened 2021 campaign. The highlight of McConkey's interim season came in the team's home opener as the Rams pulled out a 34-21 win over a Calgary team that entered the game ranked No. 1 in the nation. The Rams collected a 5-3 record in 2022 to finish second in the Canada West standings and earn a home playoff game in McConkey's second season as head coach. Besides the team success, the Rams had five Canada West all-stars, four All-Canadians, the Canada West Defensive Player of the Year (Ryder Varga), and had players selected in each of the first four rounds of the 2023 CFL Draft.

Highlighting the list of individual accomplishments under Coach McConkey's tenure as a coordinator with the Rams was the selection of quarterback Noah Picton as the Hec Crighton Trophy recipient in 2016, an annual award given to the top player in Canadian university football. Picton was an All-Canadian in both 2016 and 2017, while his cousin Mitchell Picton earned All-Canadian status in 2016. Mitchell Picton, Atlee Simon, and Jeremy Zver were all selected in the CFL Draft during his time as OC.

One of the most prolific receivers in Rams history, McConkey's time at the U of R began after graduating from Lord Beaverbrook High School in Calgary back in 2007. McConkey redshirted the 2007 season with the Rams, and immediately jumped in as a key member of the team's offence as a first-year player in 2008. His best statistical season was in 2010, setting career highs in both receptions (45) and receiving yards (509). After missing almost the entire 2012 campaign due to injury, McConkey collected 180 receptions in

his career – a mark which stood as the most in Canada West history until former teammate Jared Janotta set a new standard the following season.

McConkey was a Canada West all-star in 2011 and earned Academic All-Canadian status in his final season with the Rams. He's also fifth in Rams history with 1991 career receiving yards.

McConkey received a Bachelor of Kinesiology from the U of R in 2012 with a major in human kinetics, and earned a Bachelor of Education in 2014 with a major in physical education and a minor in health. He interned at Greenall High School in Balgonie, Sask. before taking on a full-time role at the school in spring of 2014, teaching mainly Grade 9 and Grade 10 classes and serving as a coach with the Griffins' football team and as the head coach of the school's senior boys' basketball team and the track & field teams.

McConkey and his wife Taylor live in Regina and are the parents of two children, Owen and Ellie.





RAMS STATISTICS

PASSING

	G	Effic	Cmp-Att-Int	Pct	Yds	TD	Lng	Avg/G
Owen Sieben	3	139.20	61-92-3	66.3	752	3	48	250.7
Noah Pelletier	4	87.55	34-67-3	50.7	365	0	28	91.2
B. O'Flaherty	3	87.97	16-31-1	51.6	158	0	27	52.7
Brayden Wagg	5	438.40	1-1-0	100.0	1	1	1	0.2
Total	5	114.34	112-191-7	58.6	1276	4	48	255.2
Opponents	5	160.56	115-167-2	68.9	1517	9	74	303.4

KICKOFF RETURNS

	No.	Yds	Avg	TD	Long
Jevon Garwood	8	133	16.6	0	26
Marshall Erichsen	4	90	22.5	0	30
Olivier Savard	4	69	17.2	0	20
D'Sean Mimbs	4	59	14.8	0	20
Colin McKellar	1	0	0.0	0	0
Total	21	351	16.7	0	30
Opponents	14	266	19.0	1	54

RUSHING

	GP	Att	Gain	Loss	Net	Avg	TD	Long	Avg/G
Marshall Erichsen	5	44	293	5	288	6.5	1	33	57.6
Olivier Savard	5	21	149	2	147	7.0	0	37	29.4
Jevon Garwood	4	8	66	0	66	8.2	0	22	16.5
Owen Sieben	3	8	35	0	35	4.4	0	8	11.7
Christian Katende	2	7	32	0	32	4.6	0	13	16.0
Noah Pelletier	4	11	25	2	23	2.1	4	7	5.8
Brayden Wagg	5	7	8	1	7	1.0	2	3	1.4
B. O'Flaherty	3	1	2	0	2	2.0	0	2	0.7
D'Sean Mimbs	5	1	2	0	2	2.0	0	2	0.4
Total	5	108	612	10	602	5.6	7	37	120.4
Opponents	5	140	856	56	800	5.7	6	75	160.0

RECEIVING

	G	No.	Yds	Avg	TD	Long	Avg/G
D'Sean Mimbs	5	28	450	16.1	1	48	90.0
Bennett Stusek	5	23	207	9.0	1	21	41.4
Emmett Steadman	5	15	173	11.5	0	35	34.6
Rylan Sokul	5	14	134	9.6	1	27	26.8
Dallen Keen	5	8	82	10.2	0	19	16.4
Marshall Erichsen	5	8	67	8.4	0	29	13.4
Olivier Savard	5	7	104	14.9	0	38	20.8
Christian Katende	2	4	32	8.0	0	24	16.0
Michael Eagle Bear	5	2	17	8.5	0	12	3.4
Joe Camplin	5	1	5	5.0	0	5	1.0
Andrew Sweeney	5	1	4	4.0	0	4	0.8
Ethan Graham	5	1	1	1.0	1	1	0.2
Total	5	112	1276	11.4	4	48	255.2
Opponents	5	115	1517	13.2	9	74	303.4

INTERCEPTIONS

	No.	Yds	Avg	TD	Long
Justin Mckerracher	1	0	0.0	0	0
Jackson Sombach	1	21	21.0	0	21
Total	2	21	10.5	0	21
Opponents	7	141	20.1	1	69

PUNT RETURNS

	No.	Yds	Avg	TD	Long
Emmett Steadman	21	257	12.2	0	59
Kenton Appel	3	13	4.3	0	9
Michael Eagle Bear	2	27	13.5	0	25
Brayden Wagg	1	9	9.0	0	9
Total	27	306	11.3	0	59
Opponents	29	241	8.3	0	31

SCORING

SCORING	TD	FGs	Kick	Rush	Rcv	Pass	PATs		Points
							DXP	Saf	
Noah Pelletier	4	0-0	0-0	0-0	0	1-1	0	0	24
Brayden Wagg	2	0-0	0-0	0-0	0	0-0	0	0	12
Bennett Stusek	1	0-0	0-0	0-0	1	0-0	0	0	8
Marshall Erichsen	1	0-0	0-0	0-0	1	0-0	0	0	8
Ethan Graham	1	0-0	0-0	0-0	0	0-0	0	0	6
D'Sean Mimbs	1	0-0	0-0	0-0	0	0-0	0	0	6
Rylan Sokul	1	0-0	0-0	0-0	0	0-0	0	0	6
Isaac Wegner	0	1-2	1-1	0-0	0	0-0	0	0	5
Aldo Galvan	0	1-2	1-3	0-0	0	0-0	0	0	5
TEAM	0	0-0	0-0	0-0	0	0-0	0	2	4
Michael Eagle Bear	0	0-0	0-0	0-0	1	0-0	0	0	2
Owen Sieben	0	0-0	0-0	1-1	0	1-1	0	0	2
Andrew Sweeney	0	0-1	2-2	0-0	0	0-0	0	0	2
B. O'Flaherty	0	0-0	0-0	0-0	0	1-2	0	0	0
Total	11	2-5	4-6	1-1	3	3-4	0	2	90
Opponents	17	10-16	17-17	0-0	0	0-0	0	1	153

ALL-PURPOSE YARDAGE

	G	Rush	Rec	PR	KOR	IR	Tot	Avg/G
D'Sean Mimbs	5	2	450	0	59	0	511	102.2
Marshall Erichsen	5	288	67	0	90	0	445	89.0
Emmett Steadman	5	0	173	257	0	0	430	86.0
Olivier Savard	5	147	104	0	69	0	320	64.0
Bennett Stusek	5	0	207	0	0	0	207	41.4
Jevon Garwood	4	66	0	0	133	0	199	49.8
Rylan Sokul	5	0	134	0	0	0	134	26.8
Dallen Keen	5	0	82	0	0	0	82	16.4
Christian Katende	2	32	32	0	0	0	64	32.0
Michael Eagle Bear	5	0	17	27	0	0	44	8.8
Owen Sieben	3	35	0	0	0	0	35	11.7
Noah Pelletier	4	23	0	0	0	0	23	5.8
Jackson Sombach	5	0	0	0	0	21	21	4.2
Brayden Wagg	5	7	0	9	0	0	16	3.2
Kenton Appel	2	0	0	13	0	0	13	6.5
Joe Camplin	5	0	5	0	0	0	5	1.0
Andrew Sweeney	5	0	4	0	0	0	4	0.8
B. O'Flaherty	3	2	0	0	0	0	2	0.7
Ethan Graham	5	0	1	0	0	0	1	0.2
Total	5	602	1276	306	351	21	2556	511.2
Opponents	5	800	1517	241	266	141	2965	593.0





DEFENSIVE STATISTICS

	GP	[---Tackles---			TFL/Yds	[Sacks]		[Pass Def]		[--Fumbles--]			Blkd	
		Solo	Ast	Total		#-Yards	Int-Yds	BrUp	QBH	Rcv-Yds	FF	Kick	Saf	
3 Cameron Mah	5	18	21	28.5	2.0-10	1.5-7
7 Chopper Hippe	5	16	13	22.5	2.0-3	3.0-3	.	2
44 Josh White	5	17	10	22.0	2.5-6	.	.	.	1-0
24 Jackson Sombach	5	14	6	17.0	.	.	1-21	1
25 Max Polischuk	4	12	5	14.5	0.5-1	.	.	1
28 Carson Sombach	5	11	6	14.0	0.5-1	.	.	.	1-0
91 Toryn Swystun-Bernes	5	7	12	13.0	0.5-1	0.5-1
11 Dolani Robinson	4	11	1	11.5	.	.	.	5
29 Brandon Wong	5	9	5	11.5	.	.	.	1
30 Brayden Wagg	5	8	6	11.0	3.0-31	2.0-24	.	.	.	1
27 Jacob Tkachuk	5	10	2	11.0	.	.	.	1	.	1-0
43 Ethan Jaster	5	8	3	9.5
42 Ryan Mills	5	6	3	7.5
93 A. Montas Leipert	4	5	3	6.5	2.0-5
49 Garret Hatchard	5	5	2	6.0	1.0-3	.	.	1
97 Jacob Dakiniewich	5	4	4	6.0
15 Cole Breikreuz	1	4	3	5.5
98 Michael Clow	5	4	3	5.5
47 Colin McKellar	5	4	3	5.5
5 Jaxon Fuchs	3	5	1	5.5	1.0-4	.	.	1
94 Reed Rabbetz	5	5	.	5.0	1.0-2
96 Brad Rodin	5	2	3	3.5	1.0-3	1.0-3	.	1
23 Gowrishan Aravinthan	2	3	.	3.0	1	1	.	.	.
52 Jaxon Runge	5	2	2	3.0
45 Travis Horton	5	2	1	2.5
41 Cody Ellingson	2	2	1	2.5
54 Evan Eide	4	2	1	2.5	1.0-1	1.0-1
81 Michael Eagle Bear	5	2	.	2.0	1
8 Justin Mckerracher	2	2	.	2.0	.	.	1-0
88 Andrew Sweeney	5	2	.	2.0
20 Joe Vogelsang	4	1	.	1.0
34 Joe Camplin	5	1	.	1.0
21 Jevon Garwood	4	1	.	1.0
80 Emmett Steadman	5	1	.	1.0
83 Isaac Wegner	1	1	.	1.0
Total	5	210	120	270.0	18-71	9-39	2-21	14	.	3-0	3	1	2	
Opponents	5	198	89	242.5	17.0-83	10-69	7-141	24	.	3-13	5	2	1	

TEAM STATISTICS

	REG	OPP		REG	OPP				
SCORING	90	153	PUNT RETURN AVERAGE	11.3	8.3				
Points Per Game	18.0	30.6	INT RETURN AVERAGE	10.5	20.1				
Points Off Turnovers	12	30	FUMBLES-LOST	4-3	5-3				
FIRST DOWNS	127	135	PENALTIES-Yards	46-407	59-535				
Rushing	41	47	Average Per Game	81.4	107.0				
Passing	66	73	PUNTS-Yards	33-1453	26-1027				
Penalty	20	15	Average Per Punt	44.0	39.5				
RUSHING YARDAGE	602	800	Net punt average	35.7	27.7				
Yards gained rushing	612	856	KICKOFFS-Yards	15-757	23-1392				
Yards lost rushing	10	56	Average Per Kick	50.5	60.5				
Rushing Attempts	108	140	Net kick average	32.7	42.2				
Average Per Rush	5.6	5.7	TIME OF POSSESSION/Game	31:16	31:43				
Average Per Game	120.4	160.0	3RD-DOWN Conversions	11/20	11/19				
TDs Rushing	7	6	3rd-Down Pct	55%	58%				
PASSING YARDAGE	1276	1517	SACKS BY-Yards	9-39	10-69				
Comp-Att-Int	112-191-7	115-167-2	MISC YARDS	-48	-53				
Average Per Pass	6.7	9.1	TOUCHDOWNS SCORED	11	17				
Average Per Catch	11.4	13.2	FIELD GOALS-ATTEMPTS	2-5	10-16				
Average Per Game	255.2	303.4	ON-SIDE KICKS	0-1	0-0				
TDs Passing	4	9	RED-ZONE SCORES	(11-13) 85%	(15-18) 83%				
TEAM LOSSES	-48	-53	RED-ZONE TOUCHDOWNS	(9-13) 69%	(10-18) 56%				
TOTAL OFFENSE	1830	2264	PAT-ATTEMPTS	(4-6) 67%	(17-17) 100%				
Total Plays	299	307	ATTENDANCE	5355	14704				
Average Per Play	6.1	7.4	Games/Avg Per Game	2/2678	3/4901				
Average Per Game	366.0	452.8	Neutral Site Games		0/0				
KICK RETURNS: #-Yards	21-351	14-266							
PUNT RETURNS: #-Yards	27-306	29-241	SCORE BY QUARTERS	1st	2nd	3rd	4th	OT	Total
INT RETURNS: #-Yards	2-21	7-141	Regina	10	15	17	48	0	90
KICK RETURN AVERAGE	16.7	19.0	Opponents	37	42	33	38	3	153

