

# WE ARE NEW YORK'S TEAM

## ST. JOHN'S MEN'S BASKETBALL



Athletic Communications • Carnesecca Arena • Rm. 157 • 8000 Utopia Parkway • Queens, N.Y. 11439 • 718-990-6897 • @StJohnsBball

### St. John's (15-3, 3-3 BIG EAST)

N6	LOYOLA MARYLAND (CA) *	W, 76-55
N9	BOWLING GREEN (CA) *	W, 84-80
N16	at Rutgers #	W, 84-65
N19	vs. California (BC) *	W, 82-79
N20	vs. VCU (BC) *	W, 87-86 (OT)
N27	UMES (CA)	W, 85-64
D1	vs. Georgia Tech %	W, 76-73
D5	MOUNT ST. MARY'S (CA)	W, 85-71
D9	PRINCETON (MSG) ^	W, 89-74
D16	WAGNER (CA)	W, 73-58
D19	ST. FRANCIS BROOKLYN (CA)	W, 86-52
D22	SACRED HEART (CA)	W, 104-82
D29	• at RV/RV Seton Hall	L, 76-74
J1	• 16/18 MARQUETTE	W, 89-69
J5	• at Georgetown	W, 97-94 OT
J8	• at RV/RV Villanova	L, 76-71
J12	• DEPAUL (CA)	L, 79-71
J16	• CREIGHTON (CA)	W, 81-66
J19	• at Butler	4:30 p.m.
J27	• GEORGETOWN (MSG)	12 p.m.
J30	• at Creighton	8:30 p.m.
F2	at Duke	12 p.m.
F5	• at Marquette	8 p.m.
F9	• PROVIDENCE (MSG)	12 p.m.
F17	• VILLANOVA (MSG)	5 p.m.
F20	• at Providence	8:30 p.m.
F23	• SETON HALL (MSG)	8 p.m.
F28	• XAVIER (CA)	6:30 p.m.
M3	• at DePaul	12 p.m.
M9	• at Xavier	TBD

\*Legends Classic

# Gavitt Tipoff Games

% Hoophall Miami Invitational at American Airlines Arena

^ Madison Square Garden Holiday Festival

### BROADCAST INFORMATION

**TV:** Live national broadcast on FOX. Tim Brando and Donny Marshall are the announcers. Lisa Byington is the sideline reporter. Aaron Stojkov is the producer. Renardo Lowe is the director.  
**Radio:** St. John's IMG Sports Network 570 AM WMCA. John Minko and Tarik Turner are the announcers. Chris Majkowski is the producer/engineer.

**Internet:** Full H.D. video broadcast via the FOX Sports app and FOXSportsGo.com. Audio available on TuneIn Radio. Live stats and IMG audio on RedStormSports.com. Media stats available at StJohns.StatBroadcast.com.

Instagram/Twitter: @StJohnsBball, #sjubb

### MEDIA INFORMATION

**Senior Associate Athletics Director**  
for External Relations Stephen Dombrosski  
Office Phone 718-990-6897  
Mobile Phone 518-928-6103  
E-mail dombross@stjohns.edu

## GAME 19

### RV/RV St. John's (15-3, 3-3) vs. Butler (11-7, 2-3)

Saturday, January 19, 2019 • 4:30 p.m. • Hinkle Fieldhouse (9,100) • Indianapolis, Ind.

TV: FOX (Tim Brando, Donny Marshall, Lisa Byington)

ST. JOHN'S IMG RADIO NETWORK: 570 AM WMCA (John Minko)

### News & Notes

- After snapping a two-game skid with a victory over Creighton on Wednesday, the Red Storm will look to make it two in a row with a win over the Bulldogs on Saturday. The Johnnies' 15-3 start is the best by a St. John's team since the 1998-99 squad started the year 16-3 en route to the program's last Elite Eight appearance.
- Shamorie Ponds didn't miss a beat for the Red Storm in his return to the lineup following a one-game absence due to a lower back strain, posting a game-high 22 points in the team's 81-66 win over Creighton. The junior guard from Brooklyn also dished out a game-high five assists, swiped two steals and surrendered no turnovers in 35 minutes of action. The Red Storm's win snapped a six-game losing streak against the Bluejays.
- Entering the contest boasting the nation's second-best 3-point field goal percentage (43.9%), Creighton was held to just a 31.4 percent success rate from beyond the arc against St. John's. The Bluejays, who top the BIG EAST in scoring offense, were also held 18.5 points below their season average. Through games played on Thursday, St. John's ranks second in the BIG EAST in both field goal percentage (48.4%) and field goal percentage defense (41.9%).
- The Red Storm will look to create some separation near the top of the BIG EAST standings. Entering the weekend's opening contest between Villanova and Xavier on Friday night, third place and eighth place are separated by just one game in the standings. St. John's 3-3 start to BIG EAST play is the best for the Red Storm since the 2012-13 team rattled off six wins in its first nine league tilts.
- The Johnnies will look for their first win in Indianapolis since Jan. 25, 2014. The Red Storm has dropped four-straight decisions to Butler inside Hinkle Fieldhouse, suffering a 23-point average margin of defeat in those games.



### 2018-19 Stats



15-3	Overall	11-7
3-3	BIG EAST	2-3
83.0	PPG	74.0
72.2	Opp PPG	67.1
.484	FG%	.461
.419	OPP FG%	.441
.395	3FG%	.370
.336	OPP 3FG%	.336
.704	FT%	.749
34.5	Rebounds	32.7
15.8	Assists	14.2
10.7	Turnovers	10.7
2.9	Blocks	2.1
8.8	Steals	5.8

### About the Series with Butler

#### Record

St. John's trails 5-6, 4-6 in BIG EAST  
(2-3 home, 1-2 away, 1-0 neutral)

#### Overview

St. John's and Butler will meet for the 12th time in a series that dates back to the 1958 National Invitation Tournament (NIT) at Madison Square Garden. The Red Storm and Bulldogs have split their regular-season meetings the past two years. In the last meeting on Feb. 28, 2018, three St. John's players delivered 20-point efforts as the Johnnies outlasted Butler in double-overtime. Justin Simon led the way with 24 points en route to a 75-68 win at Carnesecca Arena.

#### Coaches

Chris Mullin is in his fourth year as head coach at St. John's. He was named the 20th coach in program history on April 1, 2015. Mullin returned to his alma mater with nearly a decade of NBA front office experience in the Golden State Warriors and Sacramento Kings organizations. Mullin is one of only two current Division I coaches to be inducted into the Hall of Fame as a player.  
LaVall Jordan was named the 24th head coach in Butler history on June 12, 2017. Jordan is in his second season leading the Bulldogs and owns a 32-21 record at Butler. He returned to his alma mater after serving one year as the head coach at Milwaukee. Jordan previously served as an assistant coach at Butler from 2004-07 and at Michigan from 2010-16.

### Last Five Meetings vs. Butler

2/28/18.....	St. John's, 75-68 (2OT)
1/27/18.....	Butler, 70-45
2/15/17.....	Butler, 110-86
12/29/16.....	St. John's, 76-73
2/6/16.....	Butler, 89-56

### Next Opponent



Georgetown  
**Sun., Jan. 27 at 12 p.m.**  
TV: FOX Radio: 570 AM WMCA  
Madison Square Garden (19,812)  
**Georgetown Record:** 12-6, 2-3 BIG EAST  
**Series History:** St. John's leads 58-51  
**Last Meeting:** St. John's 97, Georgetown (2OT)  
(January 5, 2019)

### 2018-19 St. John's Red Storm

Probable Starters (GP-GS)	Ht.	Wt.	Yr.	PPG	RPG	Notes
F 13 Marvin Clark II (18-17)	6-7	225	R-Sr.	12.5	5.8	Scored double-figures in nine of the last 11 games (14.6 ppg)
G/F 30 LJ Figueroa (18-16)	6-6	195	So.	14.9	7.0	Tied for third in the BIG EAST with four double-doubles
G 2 Shamorie Ponds (17-17)	6-1	180	Jr.	20.6	5.9*	Scored double-figures in 71 of 80 career appearances at St. John's
G 5 Justin Simon (18-17)	6-5	205	R-Jr.	11.2	3.7*	Top-10 in the BIG EAST in assists, steals and assist-to-TO ratio
G 14 Mustapha Heron (18-18)	6-5	210	Jr.	15.1	4.8	18 points shy of reaching 1,300 in 82 career starts
Off the Bench	Ht.	Wt.	Yr.	PPG	RPG	Notes
F 0 Sedee Keita (7-1)	6-9	235	R-So.	1.0	1.4	Averaged 15.5 minutes per game since returning from injury
F 1 Josh Roberts (8-0)	6-9	210	Fr.	0.5	1.3	Logged minutes in five of the last nine games
G 4 Greg Williams Jr. (14-1)	6-3	205	Fr.	2.1	0.9	Has shot 5-for-6 inside the 3-point line in the last five games
F 10 Marcellus Earlington (8-0)	6-6	220	Fr.	1.4	1.4	Scored a career-high seven points versus St. Francis Brooklyn
G 12 Bryan Trimble Jr. (18-2)	6-3	220	So.	2.2	1.7	Averaged 1.0 threes per game in the last 10 contests

\* - indicates assists per game

# - inactive due to injury

## Last Time Out

### St. John's 81, Creighton 66

January 16, 2019

### Carnesecca Arena - Queens, N.Y

Entering the game on the heels of back-to-back losses, St. John's righted the ship on Wednesday night, downing Creighton, 81-66, at Carnesecca Arena.

Boasting the BIG EAST's top scoring offense and the nation's second-best 3-point field goal percentage entering the game, the high-flying Bluejays were held in check by the Red Storm. Creighton's 66 points fell 18.5 points short of its season average and marked the team's second lowest output of the campaign. The Bluejays, who came to New York shooting 43.9 percent from deep, made just 31.4 percent of their tries, their third lowest single-game percentage of the season.

Shamorie Ponds poured in a game-high 22 points after missing one game due to injury. He added five assists with no turnovers and two steals to his stat line.

LJ Figueroa notched his fourth double-double of the season with 16 points and 13 rebounds. The former junior college All-American made seven of his 12 tries from the floor in 34 minutes of action.

After going scoreless in limited first-half action due to early foul trouble, Mustapha Heron helped St. John's seal the game in the latter stanza. The Auburn transfer netted all 18 of his points of his points after halftime, nailing seven of his eight second-half field goal tries and connecting on all three of his opportunities from the charity stripe.

Leading by five, 39-34, at the half, St. John's saw its lead cut to one in the early minutes of the second period before scoring 10 of the next 12 points and slowly pulled away. The Johnnies' lead grew as large as 17 with a minute to go, as St. John's picked up its third BIG EAST victory of the year.

#### Stats of the Game

Rebounds: St. John's 42, Creighton 31

3FG Pct: St. John's 43.8 pct (7-16 3FG), Creighton 31.4 pct (11-35 3FG)

Points off Turnovers: St. John's 17, Creighton 9

#### Key St. John's Performers

#2 Shamorie Ponds - 22 pts (8-17 FG, 2-4 3FG, 4-6 FT), 5 ast, 2 stl, 2 reb

#5 Justin Simon - 16 pts (6-17 FG, 2-4 3FG), 6 reb, 3 ast, 4 stl

#13 Marvin Clark II - 7 pts (2-3 FG, 1-2 3FG, 2-2 FT), 10 reb, 2 ast

#14 Mustapha Heron - 18 pts (7-10 FG, 1-1 3FG, 3-3 FT), 3 reb

#30 LJ Figueroa - 16 pts (7-12 FG, 1-3 3FG, 1-1 FT), 13 reb, 2 ast, 1 blk

## Inside the Huddle



### #2 SHAMORIE PONDS • Jr. • G • 6-1 • 180

- BIG EAST leader in assists (5.9), steals (2.6), assist-to-turnover ratio (3.1) and third in scoring (20.6 ppg)
- Only five points shy of tying Lloyd Sonny Dove (1,576) for 11th place on the program's all-time scoring list and 32 points from tying Tony Jackson for 10th
- Has recorded 37 20-point performances and 10 30-point outbursts in his career



### #5 JUSTIN SIMON • R-Jr. • G • 6-5 • 205

- Has averaged 15.2 points and ranks fourth in the conference with 5.4 assists in BIG EAST play
- Fifth in the BIG EAST in A/TO ratio (1.9) and ninth in steals per game (1.5)
- Has scored double-figures in 10 of the last 12 games



### #13 MARVIN CLARK II • R-Sr. • F • 6-7 • 225

- Tied for eighth in the BIG EAST in rebounding (7.0) during conference play
- Ranks eighth in the BIG EAST in free-throw pct (80.8 pct) and tied for ninth in 3FGM (2.3)
- Coming off back-to-back double digit rebounding games, averaging 11.0 boards in the last two contests



### #14 MUSTAPHA HERON • Jr. • G • 6-5 • 220

- 74 double-figure scoring performance in 82 career starts
- Fourth in the BIG EAST shooting 45.1 pct from distance
- Has recorded 1,282 points, 451 rebounds and 103 assists in three D1 seasons



### #30 LJ FIGUEROA • So. • G/F • 6-6 • 195

- Has scored in double-figures in 16 of 18 games, including three 20-point performances
- Top-15 in the BIG EAST in scoring (14.9), rebounding (7.0), FG pct (55.7), steals (1.7), 3FG pct (42.3 pct), and defensive rebounds (5.5)
- Has the highest scoring average among all first year D1 players in the BIG EAST

## 2018-19 St. John's Basketball Roster

NO.	NAME	POS.	HT.	WT.	CL.	HOMETOWN/PREVIOUS SCHOOL
0	Sedee Keita	R-So.	F	6-9	235	Philadelphia, Pa./South Carolina
1	Josh Roberts	Fr.	F	6-9	210	Troy, Ala./Montverde Academy (Fla.)
2	Shamorie Ponds	Jr.	G	6-1	180	Brooklyn, N.Y./Thomas Jefferson
4	Greg Williams Jr.	Fr.	G	6-3	205	Lafayette, La./Lafayette Christian Academy
5	Justin Simon	R-Jr.	G	6-5	205	Temecula, Calif./Arizona
10	Marcellus Earlington	Fr.	F	6-6	220	Stony Point, N.Y./Don Bosco Prep (N.J.)
11	David Caraher*	So.	G/F	6-6	220	Chapel Hill, N.C./Houston Baptist
12	Bryan Trimble Jr.	So.	G	6-3	220	Kansas City, Mo./Sunrise Christian Academy (Kan.)
13	Marvin Clark II	R-Sr.	F	6-7	225	Kansas City, Mo./Michigan State
14	Mustapha Heron	Jr.	G	6-5	210	Waterbury, Conn./Auburn
23	Justin Cole	Jr.	G	6-2	185	Rockville Centre, N.Y./Archbishop Molloy
24	Brandon Lawrence	Jr.	G	6-2	170	Union City, Calif./Moreau Catholic
30	LJ Figueroa	So.	G/F	6-6	195	Lawrence, Mass./Odessa College (Texas)
32	Jay Camus	Sr.	G	5-10	170	Queens, N.Y./Archbishop Molloy/Manhattan
40	Eli Wright*	Jr.	G	6-5	195	Owensboro, Ky./Mississippi State

\*Red-shirt 2018-19 season per NCAA transfer requirements

## Coaches and Staff

**Head Coach:** Chris Mullin, Fourth Season at St. John's

**Assistant Coach:** Mitch Richmond, Fourth Season at St. John's

**Assistant Coach:** Matt Abdelmassih, Fourth Season at St. John's

**Assistant Coach:** Greg St. Jean, Fourth Season at St. John's

**Director of Operations:** Chris Huey, Third Season at St. John's

**Management Analyst:** Luca Virgilio, Fifth Season at St. John's

**Graduate Assistant:** Evan Orzolek, First Season at St. John's

**Graduate Assistant:** Jordan Sears, First Season at St. John's

**Athletic Trainer:** Ron Linfonte, A.T.C., 38th Season at St. John's

**Strength Coach:** Duval Kirkaldy, First Season at St. John's

## Quick Facts

Location: Queens, N.Y.

Conference: BIG EAST

Enrollment: 21,346

Founded: 1870

Colors: Red and White

Nickname: Red Storm

Arena (Capacity): Madison Square Garden (19,812)  
Carnesecca Arena (5,602)

President: Conrado "Bobby" Gempesaw, Ph.D.

Athletics Director: Mike Cragg

2017-18 Overall Record: 16-17

2017-18 Conference Record: 4-14, T-9th

## Basketball History

First Year of Basketball: 1907-08

Overall All-Time Record: 1,848-1,020

NCAA Tournament Apps./Last: 28/2015

NCAA Final Fours: 2 (1952, 1985)

NCAA Elite Eights: 6 (1951, 1952, 1979, 1985, 1991, 1999)

NCAA Sweet Sixteens: 9 (1951, 1952, 1967, 1969, 1979, 1983, 1985, 1991, 1999)

BIG EAST Championships: 8 (Tournament  
Champions — 1983, 1986, 2000; Regular Season  
Champions — 1980, 1983, 1985, 1986, 1992)

## Pronunciation Guide

0	Sedee Keita	Cee-dee K-ta
2	Shamorie Ponds	sha-MORE-ee Ponds
14	Mustapha Heron	Moo-stah-phuh Hair-un
30	LJ Figueroa	LJ Fig-uh-row-ah
32	Jay Camus	Jay Kay-mus
	Matt Abdelmassih	Matt Abdel-massey
	Chris Huey	Chris HUE-ey
	Luca Virgilio	Luca Vir-JIL-leo
	Evan Orzolek	Orr-zo-lek

## AP Top-25 Poll (Week 11 - Jan. 14)

Rank	School	Record	Points
1	<b>Duke(36)</b>	14-1	1558
2	Michigan(9)	17-0	1497
3	Tennessee(13)	14-1	1482
4	Virginia(6)	15-0	1473
5	Gonzaga	16-2	1315
6	Michigan State	15-2	1292
7	Kansas	14-2	1188
8	Texas Tech	15-1	1157
9	Virginia Tech	14-1	1091
10	Nevada	16-1	1015
11	Florida State	13-3	918
12	Kentucky	12-3	790
13	North Carolina	12-4	678
14	Auburn	12-3	669
15	<b>Marquette</b>	14-3	668
16	Buffalo	15-1	625
17	NC State	14-2	586
18	Ole Miss	13-2	501
19	Maryland	14-3	412
20	Oklahoma	13-3	394
21	Houston	16-1	387
22	<b>Villanova</b>	13-4	300
23	Iowa	14-3	172
24	Mississippi State	12-3	154
25	Indiana	12-4	116

Others receiving votes: Louisville 112, Nebraska 36, Ohio State 34, Wisconsin 31, Iowa State 20, UCF 17, Purdue 16, Kansas State 14, **St. John's 12**, TCU 12, Murray State 9, Arizona 8, Washington 8, LSU 7, **Seton Hall 6**, South Carolina 6, Temple 5, Minnesota 3, Cincinnati 2, Wofford 2, Hofstra 1, Florida 1

## USA Today/Coaches Top-25 Poll (Week 11 - Jan. 14)

Rank	School	Record	Points
1	Virginia(13)	15-0	770
2	<b>Duke(6)</b>	14-1	754
3	Tennessee(7)	14-1	745
4	Michigan(6)	17-0	738
5	Gonzaga	16-2	644
6	Michigan State	15-2	641
7	Virginia Tech	14-1	577
8	Kansas	14-2	572
9	Texas Tech	15-1	564
10	Nevada	16-1	512
11	Florida State	13-3	383
12	Auburn	12-3	381
13	<b>Marquette</b>	14-3	331
14	Kentucky	12-3	323
15	North Carolina	12-4	310
16	NC State	14-2	307
17	Houston	16-1	288
	Buffalo	15-1	288
19	Oklahoma	13-3	216
20	Ole Miss	13-2	192
21	<b>Villanova</b>	13-4	146
22	Maryland	14-3	140
23	Mississippi State	12-3	118
24	Iowa	14-3	108
25	Indiana	12-4	75

Others receiving votes: Ohio State 74, Iowa State 38, Louisville 27, UCF 26, TCU 24, Nebraska 21, **St. John's 18**, Kansas State 14, Arizona 6, Furman 5, Minnesota 5, North Texas 4, Arizona State 4, Washington 3, Wisconsin 3, Purdue 3, LSU 2

**BOLD** denotes 2018-19 St. John's opponent

## Five Things To Know

- ① In their loss to DePaul on Saturday, the Johnnies clearly missed the presence of Shamorie Ponds, who sat out the game due to a muscle strain in his lower back. The Red Storm sputtered offensively, registering more turnovers than its opponent for the first time this season and scoring a season-low 71 points. With Ponds back in the lineup on Wednesday, the Johnnies appeared to be firing on all cylinders once again. Through games played on Thursday, the Red Storm ranks eighth nationally with a 3-point field goal percentage of 39.5. After connecting on just five of their 19 3-point attempts against the Blue Demons (26.3%), the Johnnies bettered their season average against Creighton, draining 43.8 percent of their chances from deep (7-of-16). St. John's also tallied 13 assists compared to just nine turnovers. Through games played on Thursday, St. John's ranks eighth nationally with an average turnover margin of +5.0.
- ② Ponds once again proved why he's one of the best guards in the country on Wednesday night, scoring a game-high 22 points to go along with five assists, two steals and no turnovers in 35 minutes of action. The junior guard from Brooklyn has scored 20 points or better in each of his last four outings and ranks third in the BIG EAST with a 20.6 point per game scoring average this season. Far more than just a scorer, Ponds also leads the conference in assists (5.9 per game) and steals (2.6 per game) while ranking second in the league in assist-to-turnover ratio (3.1-to-1). Ponds, who is just five points away from tying the legendary Sonny Dove for 11th on the program's all-time scoring list, has dramatically increased his efficiency as a junior. Last year, Ponds averaged 21.6 points per game on 42.0 percent shooting from the floor and a 25.3 percent success rate from three-point range. This season, Ponds is averaging 20.6 on four fewer attempts per outing—13.7 compared to 17.9—, shooting 49.4 percent from the floor and 40.4 percent from downtown.
- ③ Last season, Hinkle Fieldhouse proved unkind to Ponds. Then a sophomore, Ponds put forth the least productive output of his St. John's career, going 0-for-12 from the floor and finishing with just two points in a 70-45 defeat for the Red Storm. The Brooklyn native appeared to suffer no lasting effects from his subpar performance his last time in Indianapolis, as he followed up that effort with showings of 31 and 33 points, respectively, in games against No. 6 Xavier and No. 4 Duke, the latter of which saw him help seal an improbable win for the Johnnies team that had lost 11-straight. Four days after that Duke win at Madison Square Garden, Ponds scored a team-high 26 points as the Red Storm knocked off No. 1 Villanova for the program's first win over a top-ranked team since 1985. Following his two-point showing against the Bulldogs on Jan. 27, Ponds averaged 27.2 points over his last nine games, including a career-high 44 point outburst against Marquette, breaking a Carnesecca Arena/Alumni Hall single-game scoring record previously held by Malik Sealy.
- ④ This time a week ago, Marvin Clark II had recorded double digit rebounds in a game just once in his collegiate career. Clark has since recorded 10 or more rebounds twice in as many tries, tallying a 14-point, 12-rebound double-double against DePaul before posting seven points and 10 boards against Creighton. Far and away the most experienced player on the Red Storm, the redshirt senior will suit up in his 121st career game on Saturday. Clark currently ranks fourth on the team in scoring at 12.5 points per contest while placing second on the team with 5.8 rebounds per outing.
- ⑤ A former junior college All-American whose high-flying acrobatics and unmatched intensity have already made him a fan favorite, LJ Figueroa has been producing at a highly consistent rate in his first year as a Johnnie. After posting his fourth double-double of the season with 16 points and a career-high 13 rebounds against Creighton, Figueroa has now scored in double figures 16 times and has netted no fewer than eight points in any one single outing. His 55.7 field goal percentage leads the team by a wide margin and ranks 11th overall in the BIG EAST. He also ranks top 10 in the conference in 3-point field goal percentage (42.3%) and is 8-of-14 from deep in his last three outings. The team's leading rebounder at 7.0 boards per game, the Lawrence, Mass., ranks ninth in the league in that category.

## Scouting Butler

• Butler has dropped four of its last six contests, with its last two wins coming against Creighton and at DePaul. In wins over the Bluejays and Blue Demons, Butler averaged 85.5 points per game and held each of those opponents to 69.0 points per game.



• Butler ranks second in the BIG EAST holding opponents to 67.1 points per game and is also second in turnover margin (+2.9). St. John's (+5.0) is the only conference opponent that the Bulldogs trail in turnover margin.

• The Bulldogs have three players averaging double-figures this season. Kamar Baldwin (17.0), Paul Jorgensen (12.4) and Sean McDermott (10.6) have combined for 54.1 pct of the team's scoring and have hit 111 of the squad's

163 3-pointers this season.

• Sean McDermott has drained a team-high 48 triples and ranks eighth in the conference with a 43.2 percent 3-point field goal mark. Paul Jorgensen has nailed 41 triples and stands 14th in the BIG EAST shooting 40.2 percent beyond the arc.

• Butler owns an 8-1 record at Hinkle Fieldhouse this season with its sole setback coming against Georgetown on Jan. 2. The Bulldogs are averaging 81.0 points per game at home.

### Previous Starters

Pos	#	Player
G/F	20	Henry Baddley (6-4, 180, Jr.)
F	22	Sean McDermott (6-6, 195, R-Jr.)
C	50	Joey Brunk (6-3, 185, Jr.)
G	2	Aaron Thompson (6-2, 185, So.)
G	3	Kamar Baldwin (6-1, 195, Jr.)

### 2018-19 Statistics

PPG	RPG	APG	MPG
6.3	2.8	0.5	20.8
10.6	3.1	0.5	27.2
9.0	4.6	0.9	20.9
6.6	1.7	4.3	27.3
17.0	5.6	4.1	34.4



## 2018-19 Season Stats

Overall.....	15-3
BIG EAST .....	3-3
At home .....	10-1
On the road .....	2-2
At neutral sites .....	3-0
After a win.....	12-2
After a loss.....	2-1
In overtime .....	2-0
vs. ranked opponents.....	1-0
Games decided by 1-3 points.....	4-1
Games decided by 4-5 points.....	1-1
Games decided by 6-10 points.....	0-1
Games decided by 11-20 points.....	5-0
Games decided by 20+ points.....	5-0
Leading at the half.....	12-2
Trailing at the half .....	3-1
Tied at the half.....	0-0
SJU has more field goals.....	14-2
Opponent has more field goals.....	0-1
Field goals are tied.....	1-0
SJU shoots 40% or better .....	14-3
SJU shoots under 40% .....	1-0
SJU outshoots opponent.....	12-2
Opponent shoots 40% or better .....	11-3
Opponent shoots under 40% .....	4-0
SJU outrebounds opponent.....	4-1
Opponent outrebounds SJU .....	9-3
Rebounds are tied .....	2-0
SJU has more FT attempts.....	7-0
Opponent has more FT attempts .....	8-3
FT attempts are tied.....	0-0
SJU 3FG% is 40% or better.....	8-0
SJU 3FG% is under 40%.....	7-3
SJU commits more turnovers.....	0-1
Opponent commits more turnovers.....	15-2
Turnovers are tied .....	0-0
SJU scores 100+ points .....	1-0
SJU scores 90-99 points .....	1-0
SJU scores 80-89 points .....	10-0
SJU scores 70-79 points .....	3-3
SJU scores 60-69 points .....	0-0
SJU scores 50-59 points .....	0-0
SJU scores under 50 points .....	0-0
Opponent scores 100+ points.....	0-0
Opponent scores 90-99 points.....	1-0
Opponent scores 80-89 points.....	3-0
Opponent scores 70-79 points.....	4-3
Opponent scores 60-69 points.....	4-0
Opponent scores 50-59 points.....	3-0
Opponent scores under 50 points.....	0-0
On Monday.....	1-0
On Tuesday .....	4-1
On Wednesday .....	3-0
On Thursday .....	0-0
On Friday .....	2-0
On Saturday.....	3-2
On Sunday .....	2-0
In November .....	6-0
In December .....	6-1
In January .....	3-2
In February.....	0-0
In March.....	0-0

## THE LAST TIME A ST. JOHN'S PLAYER HAD:

30 points or more:.....	37, Shamorie Ponds at Georgetown (1/5/19)
35 points or more:.....	37, Shamorie Ponds at Georgetown (1/5/19)
40 points or more:.....	44, Shamorie Ponds vs. Marquette (2/10/18)
10 rebounds or more: .....	12, Marvin Clark II vs. DePaul (1/12/19)
15 rebounds or more: .....	15, Kassoum Yakwe vs. Seton Hall (2/21/16)
10 assists or more: .....	14, Shamorie Ponds vs. Wagner (12/16/18)
15 assists or more: .....	15, Omar Cook at Connecticut (1/6/01)
5 steals or more:.....	6, LJ Figueroa at Georgetown (1/5/19)
10 steals or more: .....	10, Marcus Hatten vs. Syracuse (2/18/03)
5 blocks or more:.....	8, Tariq Owens vs. Georgetown (1/9/18)
10 blocks or more:.....	11, Chris Obekpa vs. Fordham (12/8/12)
Made 5 or more 3-pointers:.....	6-for-10, Shamorie Ponds at Georgetown (1/5/19)
Double-double (pts./rebs.): .....	Marvin Clark II vs. DePaul (1/12/19) 14 points, 12 rebounds
Double-double (pts./assts.): .....	Shamorie Ponds vs. Wagner (12/16/18) 16 points, 14 assists
Double-double (pts./stls.): .....	Marcus Hatten vs. Syracuse (2/18/03) 22 points, 10 steals
Two players w/ double-double: .....	at Seton Hall (12/31/17) Tariq Owens 19 points, 14 rebounds Justin Simon 15 points, 10 assists
Triple-double: .....	Ron Artest vs. Seton Hall (1/9/99) 13 points, 12 rebounds, 11 assists

## THE LAST TIME ST. JOHN'S:

Was ranked in the AP Top-25 .....	#24 (1/7/19)
Defeated an AP Top-25 team .....	#16 Marquette (1/1/19)
Scored 100 points:.....	104 vs. Sacred Heart (12/22/18)
Allowed 100 points: .....	108 vs. Villanova (3/9/17)
Scored fewer than 50 points:.....	45 at Butler (1/27/18)
Allowed fewer than 50 points:.....	43 vs. UCF (11/26/17)
Scored fewer than 20 points in a half:.....	15 (1st Half) at Butler (1/27/18)
Allowed fewer than 20 points in a half:.....	19 (1st Half) at DePaul (1/18/15)
Shot 60 percent or better: .....	60.0% (30-50) vs. Marquette (2/10/18)
Shot 25 percent or lower: .....	21.3% (10-47) vs. Georgetown (1/30/08)
Held an opponent below 25 percent:.....	23.8% (18-80) vs. Fordham (12/7/13)
Grabbed 50 or more rebounds:.....	50 vs. Nebraska (11/16/17)
Recorded 25 or more assists .....	28 vs. Sacred Heart (12/22/18)
Blocked 15 or more shots .....	15 vs. UCF (11/26/17)
Blocked 10 or more shots .....	10 vs. Georgetown (1/9/18)
Made 15 or more steals .....	15 at Georgetown (1/5/19)
Committed five turnovers or fewer: .....	5 vs. Georgia Tech (12/1/18)
Committed fewer than 10 turnovers: .....	9 vs. Creighton (1/16/19)
Did not make a 3-point field goal:.....	0-for-12 vs. Iona (12/17/17)
Held an opponent w/o a 3-point field goal:.....	0-for-12 vs. Cincinnati (1/13/10)
Made 15 or more 3-pointers.....	17 vs. Sacred Heart (12/22/18)
Did not allow a player to score 10+ points:.....	vs. Georgia Tech (11/30/13)
Had five players in double-figures:.....	at Georgetown (1/5/19) Shamorie Ponds (37), Justin Simon (14), Mustapha Heron (12), LJ Figueroa (11), Marvin Clark II (11)
Had six players in double-figures: .....	vs. Chaminade (11/25/15) Federico Mussini (24), Durand Johnson (18), Christian Jones (17), Amar Alibegovic (17), Ron Mvouika (12), Yankuba Sima (10)
Had two or more players score 20 points: .....	vs. DePaul (1/12/19) LJ Figueroa (23), Justin Simon (20)
Had three or more players score 20 points:.....	vs. Butler (2/28/18) Justin Simon (24), Bashir Ahmed (22), Marvin Clark II (20)
Had two or more players grab 10 rebounds: .....	vs. Creighton (1/16/19) LJ Figueroa (13), Marvin Clark II (10)
Won in overtime: .....	at Georgetown (97-94 OT, 1/5/19)
Lost in overtime:.....	vs. Seton Hall (81-74 OT, 2/24/18)
Overcame a 20-point deficit to win .....	at DePaul (90-82 3OT, 3/5/10)

## ST. JOHN'S BASKETBALL: AMONG THE ELITE

### ALL-TIME DIVISION I VICTORIES\*

No.	School	First Season	Yrs.	Won	Lost	Tied	Pct.
1.	Kentucky	1903	115	2,263	699	1	.764
2.	Kansas	1899	120	2,248	849	0	.726
3.	North Carolina	1911	108	2,232	792	0	.738
4.	Duke	1906	113	2,144	881	0	.709
5.	Temple	1895	122	1,903	1,069	0	.640
6.	Syracuse	1901	117	1,884	894	0	.678
7.	UCLA	1920	99	1,870	836	0	.691
8.	Notre Dame	1898	113	1,866	1,009	1	.649
9.	<b>ST. JOHN'S (N.Y.)</b>	<b>1908</b>	<b>111</b>	<b>1,833</b>	<b>1,016</b>	<b>0</b>	<b>.643</b>
10.	Indiana	1901	118	1,817	1,034	0	.637

### ALL-TIME DIVISION I WINNING PERCENTAGE\*

No.	School	First Season	Yrs.	Won	Lost	Tied	Pct.
1.	Kentucky	1903	115	2,263	699	1	.764
2.	North Carolina	1911	108	2,232	792	0	.738
3.	Kansas	1899	120	2,248	849	0	.726
4.	Duke	1906	113	2,144	881	0	.709
5.	UNLV	1959	60	1,245	543	0	.696
6.	UCLA	1920	99	1,870	836	0	.691
7.	Syracuse	1901	117	1,884	894	0	.678
8.	Western Kentucky	1915	99	1,775	912	0	.661
9.	Arizona	1905	113	1,796	931	1	.659
10.	Villanova	1921	98	1,749	924	0	.654
11.	Louisville	1912	104	1,702	912	0	.651
12.	Notre Dame	1898	113	1,866	1,009	1	.649
13.	VCU	1971	48	939	509	0	.648
14.	Utah	1909	110	1,802	990	0	.645
15.	Murray St.	1926	93	1,612	889	0	.645
16.	<b>ST. JOHN'S (N.Y.)</b>	<b>1908</b>	<b>111</b>	<b>1,833</b>	<b>1,016</b>	<b>0</b>	<b>.643</b>

\* All records prior to 2018-19 season

### NCAA TOURNAMENT APPEARANCES\*

No.	School	Appearances	First-Last
1.	Kentucky	57	1942-2018
2.	North Carolina	49	1941-2018
T3.	Kansas	47	1940-2018
	UCLA	47	1950-2018
5.	Duke	42	1955-2018
6.	Indiana	39	1940-2016
7.	Louisville	38	1951-2017
8.	Villanova	37	1942-2018
9.	Notre Dame	36	1953-2017
10.	Syracuse	35	1957-2018
11.	Texas	34	1943-2018
12.	Arizona	33	1951-2018
T13.	Arkansas	32	1945-2018
	Cincinnati	32	1958-2018
	Connecticut	32	1951-2016
	Marquette	32	1955-2017
	Michigan State	32	1957-2018
	Temple	32	1944-2016
19.	Oklahoma	31	1939-2018
20.	Georgetown	30	1943-2015
	Illinois	30	1942-2013
	Kansas State	30	1948-2018
T23.	BYU	29	1950-2015
	Purdue	29	1969-2018
	Utah	29	1944-2016
	West Virginia	29	1955-2018
T27.	<b>ST. JOHN'S (N.Y.)</b>	<b>28</b>	<b>1951-2015</b>
	Ohio State	28	1939-2018
	Oklahoma State	28	1945-2017
	Xavier	28	1961-2018

\* All records prior to 2018-19 season

## ST. JOHN'S BY THE NUMBERS

111

**Years of St. John's Men's Basketball**  
(First Season: 1907-08)

1,833

**All-Time Program Wins**  
9th in NCAA Division I History  
\*Entering 2018-19 Season

.643

**All-Time Program Winning Percentage**  
16th in NCAA Division I History  
\*Entering 2018-19 Season

85

**Winning Seasons**  
\*86 including vacated seasons (2001-03)

28

**NCAA Tournament Appearances**  
\*2002 appearance (29th) vacated by NCAA

6

**Naismith Basketball Hall of Fame Inductees**  
Joe Lapchick (1966), Frank McGuire (1976), Al McGuire (1992), Lou Carnesecca (1992), Dick McGuire (1993), Chris Mullin (2010)

60

**NBA Draft Picks**

3

**BIG EAST Tournament Championships**  
(1983, 1986, 2000)

29

**Postseason NIT Appearances**  
Most in NCAA history  
\*2003 appearance (30th) vacated by NCAA

5

**Postseason NIT Championships**  
(1943, 1944, 1959, 1965, 1989)  
\*2003 victory (6th) vacated by NCAA

51

**1,000-Point Scorers**



Naismith Memorial Basketball Hall of Famer Chris Mullin enters his fourth season as the head men's basketball coach at his alma mater in 2018-19.

Thirty years after leading St. John's to the highest point in program history with an appearance in the 1985 Final Four, the longtime NBA star and front office executive was named the 20th head coach in the University's storied men's basketball history on April 1, 2015.

Since inheriting a team in his first year that had lost 96 percent of its scoring from the season prior to his arrival, Mullin has orchestrated one of the nation's most impressive turnarounds in his brief time at the helm of his alma mater. The Johnnies boasted a six-win improvement in 2016-17, including seven BIG EAST victories in a league that sent seven squads to the NCAA Tournament. In addition, Mullin's second-year squad advanced in the BIG EAST Tournament for the first time since the 2010-11 with an opening round victory over Georgetown.



In 2017-18, Mullin led the team to an 11-2 record during the non-conference portion of its schedule, the best such mark of his tenure. The Red Storm capped off that stellar non-conference record with one of the most impressive wins in the recent history of the program, knocking off No. 4 Duke in front of a sold-out crowd of nearly 20,000 at Madison Square Garden. Just a few days later, Mullin guided the Red Storm to an accomplishment that had not been achieved since his senior year, as the Johnnies took down the nation's top ranked

team with a Feb. 7 victory over Villanova in Philadelphia. For the second-consecutive season, Mullin led St. John's to a victory in the BIG EAST Tournament, knocking off rival Georgetown for the second time in as many postseasons.

With nearly a decade of NBA front office experience, Mullin spent two seasons working for the Sacramento Kings organization as a senior advisor from 2013-15, providing guidance to the owner and general manager regarding player transactions and supervising the organization's college and overseas scouting program. Mullin previously served five years as the Executive Vice President of Basketball Operations for the Golden State Warriors.

One of the great collegiate and NBA players of all time, Mullin was inducted into both the Naismith Memorial Basketball Hall of Fame and National Collegiate Basketball Hall of Fame in 2011. A two-time gold medalist who ranks seventh all-time on the USA Basketball Olympic scoring list, Mullin was first enshrined in Springfield in 2010 as a member of the 1992 United States Olympic team, also known as the original "Dream Team." He was the ninth individual affiliated with St. John's basketball program to be inducted into the national hall.

The most-decorated player in program history, Mullin is St. John's all-time scoring leader with 2,440 career points, starring at the University from 1981-85 under Hall of Fame Head Coach Lou Carnesecca. Mullin gave New York a four-year period to rival any other, leading St. John's to four-straight NCAA Tournaments. He was a two-time All American who also garnered consensus First Team All-America honors as a senior.

Mullin is the only player in conference history to be named BIG EAST Player of the Year three times (1983-85). He is also just one of three players to thrice win the Haggerty Award, an honor bestowed upon the best collegiate player in New York City. A member of the 1984 United States Olympic team, Mullin took home his first gold at the 1984 Games in Los Angeles.

In his final season at St. John's, Mullin averaged 19.8 points to

## CHRIS MULLIN YEAR-BY-YEAR ST. JOHN'S RECORD AS A PLAYER

Year	Overall Record	BIG EAST Record	Finish	BIG EAST Tournament	Postseason
1981-82	21-9	10-5	3rd	Semifinals	NCAA Second Round
1982-83	28-5	12-4	1st	Champions	NCAA Regional Semifinals
1983-84	18-12	8-8	T-4th	Semifinals	NCAA First Round
1984-85	31-4	15-1	1st	Runner-up	NCAA Final Four
<b>Totals</b>	<b>98-30</b>	<b>45-18</b>			

lead the program to its second Final Four and its first No. 1 ranking since 1951. Mullin received the John R. Wooden Award at the conclusion of the 1984-85 campaign as the nation's top player. He was also named the Player of the Year by both United Press International and the U.S. Basketball Writers Association.

Mullin not only was the first St. John's player to reach 2,000 points, but he set career records for steals, field goals, and was top five in assists. He still holds St. John's career free-throw percentage and free-throws made records (84.7 pct, 682-of-805), and ranks in the top 10 in program history for 17 different statistical categories.

St. John's conferred Legacy Honors upon Mullin in 2005, permanently enshrining his No. 20 above Carnesecca Arena and at Madison Square Garden during St. John's home games. Mullin was also inducted into the St. John's Athletics Hall of Fame as a member of the Class of 2015.

Selected by the Golden State Warriors with the seventh-overall pick in the 1985 NBA Draft, Mullin spent 13 years of his 16-season NBA career with the organization. He became the sixth player in franchise history to have his jersey number retired when his No. 17 was hoisted to the rafters of Golden State's Oracle Arena on March 19, 2012.

Mullin scored 17,911 points over his career playing for the Golden State Warriors (1985-97, 2000-01) and Indiana Pacers (1997-2000). Mullin guided Golden State to five playoff appearances, and is joined by fellow Hall of Famer Wilt Chamberlain as the only two Warriors to average 25.0 points per game in five-straight seasons (1988-93).

Mullin was a five-time NBA All-Star for the Warriors (1989-93) and garnered All-NBA honors four times, including a selection to the All-NBA First Team in 1992. He averaged 18.2 points per game throughout his career while shooting 50.9 percent from the field and 86.5 percent from the free-throw line. Mullin still holds several Warriors franchise records including games played (807) and steals (1,360), and is fourth on the team's career scoring list.

Following his NBA playing career, Mullin worked in the Warriors' front office from 2002-09 and was named Executive Vice President of Basketball Operations on April 22, 2004. In this role, Mullin oversaw day-to-day operations, including college and international scouting, salary cap management and preparations for the NBA Draft. Mullin served as an NBA analyst for ESPN and ESPN radio for three years before joining the Sacramento Kings' front office on September 5, 2013 as Advisor to the Chairman.

One of New York City's greatest players, Mullin is among the most recognizable figures in the history of Big Apple basketball. The lefty from Brooklyn began his high school career at Power Memorial before starring at Xavierian for his final two years. Mullin led Xavierian on a run to a New York State Championship in 1981 and was named New York State's "Mr. Basketball" and a McDonald's All American that same year.

Born and raised in the Flatlands section of Brooklyn, Mullin and his wife, Liz, who is an alumna of St. John's, have four children, Sean, Christopher, Liam and Kiera.

## CHRIS MULLIN: AN ABRIDGED HISTORY

- 20th Head Coach in St. John's Basketball history
- Twice inducted into the Naismith Memorial Basketball Hall of Fame (2011-Individual; 2010- Member of the 1992 "Dream Team")
- The first head coach in program history to have played under Lou Carnesecca
- One of just eight Hall of Famers actively coaching at the NCAA Men's Division I level (Jim Boeheim, John Calipari, Patrick Ewing, Tom Izzo, Mike Krzyzewski, Bill Self and Roy Williams)
- One of only two current Hall of Fame Division I coaches to be inducted as a player

## CAREER AT ST. JOHN'S

- 1985 College Basketball Player of the Year (John R. Wooden Award, UPI Award, U.S. Basketball Writer's Award).
- Three-time Big East Conference Player of the Year (only player in BIG EAST history).
- Two-time Associated Press All-American (1984-85: First Team; 1983-84: Second Team).
- Leading scorer in 1985 NCAA Tournament.
- One of only three players in New York City basketball history to win the Haggerty Award three times.

## NBA CAREER

### Player:

Golden State Warriors (1985-97, 2000-01)  
Indiana Pacers (1997-2000)

- Five-time NBA All-Star (1989-93) and four-time All-NBA selection (1992 First Team, 1989 and 1991 Second Team, 1990 Third Team).
- Ranks 76th on all-time NBA scoring list (17,911) and had a career .509 field goal percentage.
- Finished in the top-five in the league in points on three occasions (1988-89: 4th; 1990-91: 4th; 1991-92: 3rd)
- Ranked in the top-three in three-point field goal percentage three times (1992-93: 2nd; 1997-98: 3rd; 1998-99: 2nd).
- Averaged 25-plus points per game for five-consecutive seasons from 1988-1993, one of just two players in Golden State history to accomplish the feat, joining Wilt Chamberlain.

### Executive:

Golden State Warriors (2002-09)  
Sacramento Kings (2013-2015)

- Guided the Warriors to their first winning season in over a decade as the Executive Vice President of Basketball Operations in 2006-07, the first of two-straight.
- Orchestrated a Warriors squad that became only the third eight seed in NBA history to upset a one seed, as Golden State downed Dallas in the First Round of the 2007 NBA Playoffs.

## OLYMPIC CAREER

- One of only 19 American players to have won two gold medals in Olympic competition (1984, 1992).
- Ranks in the top 10 all-time in several statistical categories for USA Men's Basketball, including scoring (196-seventh), three-point percentage (.538-sixth), steals (28-sixth) and assists (53-ninth).

## PERSONAL

- **Date of Birth:** July 30, 1963 in Brooklyn, N.Y.
- **Family:** Married to Liz Mullin with 4 children (Sean, Christopher, Liam and Kiera)



# CHRIS MULLIN'S CAREER RECORD vs. ALL OPPONENTS AS A PLAYER (1981-85)

Opponent	Overall	Home	Away	Neutral	Postseason	Last Meeting
Alabama	0-1			0-1	0-1	3/12/81
Arkansas	1-0			1-0	1-0	3/16/85
Army	2-0	1-0		1-0		11/26/82
Boston College	6-4	4-2	1-2	1-0	2-0	2/20/85
BYU	1-0	1-0				12/27/82
Canisius	1-0	1-0				11/26/83
Columbia	4-0	2-0	2-0			2/12/85
Connecticut	9-0	4-0		5-0	1-0	2/2/85
Davidson	1-0			1-0		2/12/84
DePaul	2-1	2-0	0-1			2/17/85
Fairleigh Dickinson	1-0	1-0				12/8/82
Fordham	5-0	4-0	1-0			12/5/84
Georgetown	4-8	1-5	3-0	0-3	0-4	3/30/85
Georgia	0-1			0-1		3/25/83
Kansas	1-0	1-0				12/28/81
Kentucky	1-0			1-0	1-0	3/22/85
Lafayette	1-0	1-0				11/30/84
Louisville	0-1		0-1			2/7/82
Manhattan	2-0	1-0	1-0			1/29/83
N.C. State	2-0	1-0		1-0	1-0	3/24/85
Niagara	2-1	1-0	1-0	0-1		12/15/84
North Carolina	1-1	0-1		1-0		12/29/83
Ohio University	1-0	1-0				11/27/82
Old Dominion	1-0	1-0				12/27/84
Pennsylvania	1-0			1-0	1-0	3/12/82
Pittsburgh	5-2	4-0	1-2		1-0	2/15/85
Princeton	2-0	1-0	1-0			12/18/82
Providence	8-1	4-0	3-1	1-0	1-0	3/7/85
Rutgers	3-1	1-0	0-1	2-0	1-0	12/9/84
Seton Hall	8-0	3-0	5-0			1/5/85
Siena	1-0	1-0				11/25/83
Southern	1-0			1-0	1-0	3/14/85
St. Bonaventure	1-0	1-0				12/1/84
Syracuse	6-2	3-1	3-1			2/23/85
Temple	1-1	1-0		0-1	0-1	3/15/84
UCLA	1-0	1-0				12/22/84
Villanova	6-5	5-2	0-1	1-2	2-0	3/8/85
Wake Forest	1-0	1-0				12/29/82
Xavier	1-0	1-0				11/27/81



WE ARE NEW YORK'S TEAM.



# SEDEE KEITA

Philadelphia, Pa./South Carolina

R-So. • F  
6-9 • 235

0

## 2018-19

- Missed nearly two months following surgery on his right knee in mid-November
- Grabbed three boards and blocked a shot in his St. John's debut against Loyola (11/6)
- Returned from injury against Marquette, registering two blocks in nine minutes (1/1)
- Played 25 minutes at Georgetown, finishing with three points and a rebound (1/5)
- Scored two points and grabbed a rebound at Villanova (Jan. 8)
- Blocked a career-best four shots against DePaul (Jan. 12)

## 2017-18

- Redshirted due to NCAA transfer regulations

## 2016-17 (at South Carolina)

- Played in 29 games during South Carolina's run to the Final Four
- Averaged 9.6 minutes per game
- Recorded 1.1 points, 2.0 rebounds and finished fourth on the team with 11 blocks
- Appeared in 14 SEC games, posting 1.1 points and two rebounds per contest
- Made collegiate debut against Michigan (Nov. 23)
- Scored a season-high seven points in win over Lander (Dec. 27)
- Grabbed a season-high seven rebounds against Memphis (Dec. 30)
- Played a season-high 28 minutes at No. 13/12 Florida (Feb. 21)
- Blocked two shots in the team's Elite Eight win over No. 20/17 Florida (March 26)

## Before College

- A consensus four-star, top-100 recruit in the Class of 2016
- Rated the no. 22 power forward in the nation coming out of high school
- Attended Shannon Forest Christian School and 22 Feet Academy in Greenville, S.C.
- Played alongside several high major Division I prospects and went up against top national competition at 22 Feet Academy under head coach Ryan Schmidt

## Career Highs

Category	No.	Opponent (Date)
Points	7	vs. Lander (12/27/16)
FG	3	2x, last vs. Lander (12/27/16)
FGA	6	2x, last vs. Lander (12/27/16)
3FG	-	-
3FGA	1	at Vanderbilt (2/18/17)
FTM	3	vs. Seton Hall (12/12/16)
FTA	4	vs. Seton Hall (12/12/16)
Rebounds	7	at Memphis (12/30/16)
Assists	1	5x, last vs. Creighton (1/16/19)
Blocks	4	vs. DePaul (1/8/19)
Steals	2	2x, last at Kentucky (1/21/17)
Minutes	28	at Florida (2/21/17)

## Miscellaneous Statistics

Category	18-19	Career
Double-Figure Scoring	-	-
Last:		
20-plus points	-	-
Last:		
10-plus rebounds	-	-
Last:		
Double-Doubles	-	-
Last:		

## 2018-19 Game-By-Game Statistics

Date	Opponent	G-GS	Min	FG-A	Pct	3FG-A	Pct	FT-A	Pct	Off-Def	Reb	PF	Ast	TO	Blk	Stl	Pts
N6	LOYOLA MARYLAND	1-0	9	0-1	.000	0-0	.000	0-0	.000	0-3	3	5	0	0	1	0	0
N9	BOWLING GREEN	1-1	4	0-0	.000	0-0	.000	0-0	.000	0-1	1	0	0	0	0	0	0
N16	at Rutgers	DNP															
N19	vs. California	DNP															
N20	vs. VCU	DNP															
N27	UMES	DNP															
D1	vs. Georgia Tech	DNP															
D5	MOUNT ST. MARY'S	DNP															
D9	PRINCETON	DNP															
D16	WAGNER	DNP															
D19	ST. FRANCIS BROOKLYN	DNP															
D22	SACRED HEART	DNP															
D29	• at Seton Hall	DNP															
J1	• No. 16 MARQUETTE	1-0	9	0-0	.000	0-0	.000	0-0	.000	0-0	0	2	0	0	2	0	0
J5	• at Georgetown	1-0	25	1-2	.500	0-0	.000	1-2	.500	0-1	1	1	1	1	0	0	3
J8	• at Villanova	1-0	5	1-1	1.000	0-0	.000	0-0	.000	1-0	1	0	0	0	0	0	2
J12	• DePAUL	1-0	18	0-3	.000	0-0	.000	0-0	.000	1-2	3	4	0	2	4	0	0
J16	• CREIGHTON	1-0	14	1-4	.250	0-1	.000	0-1	.000	1-0	1	1	1	0	0	0	2

## Career Statistics

Year	G-GS	Min-Avg	FG-A	Pct.	3FG-A	Pct.	FT-A	Pct.	Off-Def	Reb-Avg	PF-O	Ast	TO	Blk	Stl	Pts-Avg
2016-17	29-0	279-9.6	12-44	.273	0-1	.000	8-18	.444	20-38	58-2.0	40-1	3	15	11	7	32-1.1
2017-18	DNP															
2018-19	7-1	84-12.0	3-11	.273	0-1	.000	1-3	.333	3-7	10-1.4	13-1	2	3	7	0	7-1.0
<b>TOTAL</b>	<b>36-1</b>	<b>363-10.0</b>	<b>15-55</b>	<b>.273</b>	<b>0-2</b>	<b>.000</b>	<b>9-21</b>	<b>.429</b>	<b>23-45</b>	<b>68-1.9</b>	<b>53-2</b>	<b>5</b>	<b>18</b>	<b>18</b>	<b>7</b>	<b>39-1.1</b>

WE ARE NEW YORK'S TEAM.



# JOSH ROBERTS

Troy, Ala./Montverde Academy (Fla.)

Fr. • F  
6-9 • 210

1

## 2018-19

- Made his collegiate debut against Loyola Maryland, grabbing two boards and blocking a shot (11/6)
- Grabbed a rebound and blocked two shots at Rutgers (11/16)
- Collected one rebound in seven minutes against UMES (11/27)
- Pulled down two boards against Wagner (12/16)
- Had two boards and a dunk against St. Francis Brooklyn (12/19)
- Registered two points and a rebound against Sacred Heart (12/22)

## Before College

- Came to St. John's from national powerhouse Montverde Academy, where he was a member of the prep national team under Head Coach Kevin Boyle
- Led the Eagles to a 32-0 record and a national title in 2017-18
- Played for Southern Stampede on the Nike EYBL circuit
- Averaged 6.1 points, 6.6 boards and 1.8 blocks per game in the summer going into his final year of high school
- Was a two-sport star (football) at Charles Henderson High School in Troy, Ala., before heading to Montverde
- A consensus three-star recruit.

## Career Highs

Category	No.	Opponent (Date)
Points	2 2x, last vs. Sacred Heart (12/22/18)	
FG	1 2x, last vs. Sacred Heart (12/22/18)	
FGA	2 vs. Sacred Heart (12/22/18)	
3FG	-	-
3FGA	-	-
FTM	-	-
FTA	2 vs. Wagner (12/16/18)	
Rebounds	2 2x, last vs. St. Francis BK (12/19/18)	
Assists	-	-
Blocks	2 at Rutgers (11/16/18)	
Steals	-	-
Minutes	7 vs. UMES (11/27/18)	

## Miscellaneous Statistics

Category	18-19	Career
Double-Figure Scoring	-	-
Last:		
20-plus points	-	-
Last:	-	-
10-plus rebounds	-	-
Last:		
Double-Doubles	-	-
Last:		
5-plus blocks	-	-
Last:		

## 2018-19 Game-By-Game Statistics

Date	Opponent	G-GS	Min	FG-A	Pct	3FG-A	Pct	FT-A	Pct	Off-Def	Reb	PF	Ast	TO	Blk	Stl	Pts
N6	LOYOLA MARYLAND	1-0	4	0-1	.000	0-0	.000	0-0	.000	1-1	2	2	0	0	1	0	0
N9	BOWLING GREEN	DNP															
N16	at Rutgers	1-0	3	0-1	.000	0-0	.000	0-0	.000	0-1	1	2	0	0	2	0	0
N19	vs. California	DNP															
N20	vs. VCU	DNP															
N27	vs. UMES	1-0	7	0-1	.000	0-0	.000	0-0	.000	0-1	1	1	0	0	0	0	0
D1	vs. Georgia Tech	DNP															
D5	MOUNT ST. MARY'S	DNP															
D9	PRINCETON	DNP															
D16	WAGNER	1-0	3	0-0	.000	0-0	.000	0-2	.000	1-1	2	0	0	0	0	0	0
D19	ST. FRANCIS BROOKLYN	1-0	3	1-1	1.000	0-0	.000	0-1	.000	1-1	2	1	0	0	0	0	2
D22	SACRED HEART	1-0	4	1-2	.500	0-0	.000	0-0	.000	0-1	1	1	0	0	0	0	2
D29	• at Seton Hall	DNP															
J1	• No. 16 MARQUETTE	1-0	1	0-0	.000	0-0	.000	0-0	.000	0-0	0	0	0	0	0	0	0
J5	• at Georgetown	DNP															
J8	• at Villanova	DNP															
J12	• DePAUL	DNP															
J16	• CREIGHTON	1-0	1	0-1	.000	0-0	.000	0-0	.000	0-1	1	0	0	0	0	0	0

## Career Statistics

Year	G-GS	Min-Avg	FG-A	Pct.	3FG-A	Pct.	FT-A	Pct.	Off-Def	Reb-Avg	PF-O	Ast	TO	Blk	Stl	Pts-Avg
2018-19	8-0	26-3.3	2-7	.286	0-0	.000	0-3	.000	3-7	10-1.3	7-0	0	0	3	0	4-0.5
Career	8-0	26-3.3	2-7	.286	0-0	.000	0-3	.000	3-7	10-1.3	7-0	0	0	3	0	4-0.5



# SHAMORIE PONDS

Brooklyn, N.Y./Thomas Jefferson

Jr. • G  
6-1 • 180

2

## 2018-19

- Leads the team in scoring (20.6 ppg), assists (5.9 apg) and steals (2.6 spg). Ranks third in BE in scoring, first in assists, first in steals and second in assist-to-turnover ratio (3.1-to-1).
- BIG EAST Preseason Player of the Year... preseason watch list selection for the Bob Cousy Award, Naismith Trophy and Wooden Award... received votes for the AP Preseason All-America Team... named to the midseason watch list for the Wooden Award
- Two-time BIG EAST Player of the Week (11/26, 1/7); Four-time BIG EAST Weekly Honor Roll selection
- Netted 20 points and dished out four assists in his season debut against Loyola Maryland (11/6)
- Scored 21 points with three assists against Bowling Green (11/9)
- Netted 32 points in the team's win over Cal (11/19)
- Earned MVP honors at the Legends Classic after scoring 35 points, dishing out seven assists and swiping seven steals in the title game against VCU (11/20)
- Scored 21 of his season-high 37 points in the second half, leading the Johnnies past Ga. Tech (12/1)
- Scored 18 of his 26 points in the second half against Princeton (12/9)
- Narrowly missed a triple-double with 16 points, 14 assists and nine rebounds against Wagner (12/16)
- Scored 20 of his game-high 26 points in the first half against No. 16 Marquette (1/1).
- Netted 37 points to go along with six assists and four steals in the team's win at Georgetown (1/5)
- Returned to the lineup against Creighton after a one-game absence. Had 22 points and 5 assists (1/16)

## 2017-18

- First Team All-BIG EAST selection. Led the team, the conference, and ranked 18th nationally with 21.6 points per game. Set the St. John's sophomore scoring record with 647 points.
- Also ranked fifth in the conference in assists per game (4.7)
- Averaged 2.33 steals per game, good enough for second in the league and 11th in the NCAA
- Reached double figures 27 times and scored 20 or more 16 times. His six 30-point games were the most by a St. John's player since Marcus Hatten in 2002-03.

## 2016-17

- Set the St. John's freshman scoring record with 573 points, passing D'Angelo Harrison's mark of 544. A unanimous selection to the BIG EAST All-Freshman Team
- A five-time BIG EAST Freshman of the Week selection (12/12, 12/26, 1/2, 1/30, 2/27)

## Before St. John's

- Rated no. 36 overall, no. 9 at his position and no. 2 in New York State by ESPN.

## Career Highs

Category	No.	Opponent (Date)
Points	44	vs. Marquette (2/10/18)
FG	16	vs. Marquette (2/10/18)
FGA	28	vs. Villanova (1/13/18)
3FG	7	vs. Fordham (12/8/16)
3FGA	11	2x, last at Syracuse (12/21/16)
FTM	15	vs. Oregon State (11/23/17)
FTA	15	2x, last vs. VCU (11/20/18)
Rebounds	10	2x, last vs. UCF (11/26/16)
Assists	14	vs. Wagner (12/16/18)
Blocks	2	vs. Butler (12/29/16)
Steals	7	vs. VCU (11/20/18)
Minutes	49	at Georgetown (1/20/18)

## Miscellaneous Statistics

Category	18-19	Career
Double-Figure Scoring	14	71
Last:	22 vs. Creighton (1/16/19)	
20-plus points	10	37
Last:	22 vs. Creighton (1/16/19)	
30-plus points	4	10
Last:	37 at Georgetown (1/5/19)	
40-plus points	-	1
Last:	44 vs. Marquette (2/10/18)	
10-plus rebounds	-	2
Last:	10 vs. UCF (11/26/17)	
10-plus assists	1	2
Last:	14 vs. Wagner (12/16/18)	
Double-Doubles	1	3
Last:	16 pts, 14 assists vs. Wagner (12/16/18)	

## 2018-19 Game-By-Game Statistics

Date	Opponent	G-GS	Min	FG-A	Pct	3FG-A	Pct	FT-A	Pct	Off-Def	Reb	PF	Ast	TO	Blk	Stl	Pts
N6	LOYOLA MARYLAND	1-1	25	9-15	.600	2-7	.286	0-0	.000	1-1	2	1	4	2	0	3	20
N9	BOWLING GREEN	1-1	32	8-15	.533	3-4	.750	2-3	.667	1-1	2	0	3	1	0	2	21
N16	at Rutgers	1-1	33	3-10	.300	1-5	.200	1-1	1.000	1-3	4	2	6	2	0	2	8
N19	vs. California	1-1	35	11-15	.733	3-7	.429	7-7	1.000	0-2	2	0	5	0	0	1	32
N20	vs. VCU	1-1	44	11-25	.440	1-6	.167	12-15	.800	1-3	4	4	7	1	1	7	35
N27	UMES	1-1	29	2-5	.400	0-3	.000	0-0	.000	1-5	6	0	6	2	1	1	4
D1	vs. Georgia Tech	1-1	37	10-18	.556	4-7	.571	13-15	.867	0-5	5	3	1	2	0	3	37
D5	MOUNT ST. MARY'S	1-1	33	3-7	.429	1-3	.333	4-4	1.000	0-5	5	2	7	1	1	2	11
D9	PRINCETON	1-1	32	11-18	.611	1-4	.250	3-3	1.000	2-3	5	1	5	5	1	4	26
D16	WAGNER	1-1	36	4-7	.571	2-2	1.000	6-6	1.000	3-6	9	2	14	1	0	1	16
D19	ST. FRANCIS BROOKLYN	1-1	25	4-8	.500	0-1	.000	4-6	.667	0-5	5	2	5	1	1	2	12
D22	SACRED HEART	1-1	32	3-7	.429	3-7	.429	4-4	1.000	4-1	5	1	9	1	0	2	13
D29	• at Seton Hall	1-1	38	2-13	.154	1-6	.167	3-4	.750	0-6	6	3	7	5	0	5	8
J1	• No. 16 MARQUETTE	1-1	36	8-15	.533	4-7	.571	6-10	.600	0-7	7	2	5	5	0	2	26
J5	• at Georgetown	1-1	41	11-21	.524	6-10	.600	9-12	.750	0-3	3	3	6	2	0	4	37
J8	• at Villanova	1-1	39	7-17	.412	4-11	.363	5-7	.714	0-1	1	2	6	2	0	2	23
J12	• DePAUL	DNP															
J16	• CREIGHTON	1-1	35	8-17	.471	2-4	.500	4-6	.667	1-1	2	2	5	0	0	2	22

## Career Statistics

Year	G-GS	Min-Avg	FG-A	Pct.	3FG-A	Pct.	FT-A	Pct.	Off-Def	Reb-Avg	PF-O	Ast	TO	Blk	Stl	Pts-Avg
2016-17	33-33	1,109-33.6	191-435	.439	75-200	.375	116-141	.823	38-108	146-4.4	58-0	102	62	8	68	573-17.4
2017-18	30-30	1,110-37.0	225-536	.420	47-186	.253	150-175	.857	36-115	151-5.0	53-0	142	82	3	70	647-21.6
2018-19	17-17	582-34.2	115-233	.494	38-92	.404	83-103	.806	15-58	73-4.3	30-0	101	33	5	45	351-20.6
<b>TOTAL</b>	<b>80-80</b>	<b>2,801-35.0</b>	<b>531-1204</b>	<b>.441</b>	<b>160-480</b>	<b>.333</b>	<b>349-419</b>	<b>.833</b>	<b>89-281</b>	<b>370-4.6</b>	<b>141-0</b>	<b>345</b>	<b>177</b>	<b>16</b>	<b>183</b>	<b>1,571-19.6</b>



# GREG WILLIAMS JR.

Lafayette, La./Lafayette Christian Academy

Fr. • G  
6-3 • 205

4

## 2018-19

- Averaging 2.1 points in 7.7 minutes per game off the bench.
- Scored two points and grabbed a rebound in his collegiate debut against Loyola Maryland (11/6)
- Scored one point and corralled a rebound against UMES (11/27)
- Drained a 3-pointer against Mount St. Mary's (12/5)
- Started in his MSG debut against Princeton (12/9)
- Tallied two points against Wagner (12/16)
- Sank his first four shots to finish with eight points and three boards against St. Francis (12/19)
- Had four points, three assists and two steals against Sacred Heart (12/22)
- Hit both of his field goal tries and grabbed three rebounds against Seton Hall (12/29)
- Scored two points in the Red Storm's win over No. 16 Marquette (1/1)
- Played 11 minutes at Georgetown, sinking two of his three field goal tries for four points (1/5)

## Before College

- A four-star recruit and the 20th ranked shooting guard in the class of 2018 according to ESPN
- A star at Lafayette Christian Academy in Lafayette, La.
- Led the Knights to a Division IV title as a senior
- Averaged 15 points, six rebounds and three assists per game as a junior at LCA... led the Knights to a state championship, scoring 24 points in the title game
- Propelled the Knights to a 29-5 overall record, including a perfect 14-0 mark in district play...
- Competed for the Houston Hoops program on the Nike EYBL circuit under the direction of Head Coach Tim Schumacher...
- Named the most valuable player of the Future 150 Summit Camp in Birmingham, Ala., during the summer of 2015.

## Career Highs

Category	No.	Opponent (Date)
Points	8	vs. St. Francis Brooklyn (12/19/18)
FG	4	vs. St. Francis Brooklyn (12/19/18)
FGA	5	vs. St. Francis Brooklyn (12/19/18)
3FG	1	vs. Mount St. Mary's (12/5/18)
3FGA	1	6x, last at Georgetown (1/5/19)
FTM	2	2x, last vs. Sacred Heart (12/22/18)
FTA	2	3x, last vs. Sacred Heart (12/22/18)
Rebounds	3	2x, last vs. Seton Hall (12/22/18)
Assists	3	vs. Sacred Heart (12/22/18)
Blocks	-	-
Steals	2	vs. Sacred Heart (12/22/18)
Minutes	16	2x, last vs. Sacred Heart (12/22/18)

## Miscellaneous Statistics

Category	18-19	Career
Double-Figure Scoring	-	-
Last:		
20-plus points	-	-
Last:	-	-
10-plus rebounds	-	-
Last:		
Double-Doubles	-	-
Last:		
5-plus blocks	-	-
Last:		

## 2018-19 Game-By-Game Statistics

Date	Opponent	G-GS	Min	FG-A	Pct	3FG-A	Pct	FT-A	Pct	Off-Def	Reb	PF	Ast	TO	Blk	Stl	Pts
N6	LOYOLA MARYLAND	1-0	12	1-2	.500	0-0	.000	0-0	.000	1-0	1	2	0	1	0	0	2
N9	BOWLING GREEN	DNP															
N16	at Rutgers	1-0	3	0-1	.000	0-1	.000	0-0	.000	0-0	0	1	0	0	0	0	0
N19	vs. California	DNP															
N20	vs. VCU	1-0	0+	0-0	.000	0-0	.000	0-0	.000	0-0	0	0	0	0	0	0	0
N27	UMES	1-0	8	0-0	.000	0-0	.000	1-2	.500	0-1	1	2	0	0	0	0	1
D1	vs. Georgia Tech	DNP															
D5	MOUNT ST. MARY'S	1-0	4	1-1	1.000	1-1	1.000	0-0	.000	0-1	1	2	0	1	0	0	3
D9	PRINCETON	1-1	6	0-0	.000	0-0	.000	0-0	.000	0-0	0	1	0	1	0	0	0
D16	WAGNER	1-0	6	0-0	.000	0-0	.000	2-2	1.000	0-0	0	1	0	1	0	0	2
D19	ST. FRANCIS BROOKLYN	1-0	16	4-5	.800	0-1	.000	0-0	.000	2-1	3	1	0	1	0	0	8
D22	SACRED HEART	1-0	16	1-2	.500	0-1	.000	2-2	1.000	0-1	1	3	3	0	0	2	4
D29	• at Seton Hall	1-0	9	2-2	1.000	0-0	.000	0-0	.000	2-1	3	1	0	0	0	0	4
J1	• No. 16 MARQUETTE	1-0	3	1-2	.500	0-1	.000	0-0	.000	0-0	0	0	0	1	0	0	2
J5	• at Georgetown	1-0	11	2-3	.667	0-1	.000	0-0	.000	0-1	1	2	2	0	0	0	4
J8	• at Villanova	DNP															
J12	• DePAUL	1-0	10	0-1	.000	0-0	.000	0-0	.000	0-1	1	0	0	0	1	0	0
J16	• CREIGHTON	1-0	4	0-1	.000	0-1	.000	0-0	.000	0-0	0	0	0	1	0	0	0

## Career Statistics

Year	G-GS	Min-Avg	FG-A	Pct.	3FG-A	Pct.	FT-A	Pct.	Off-Def	Reb-Avg	PF-O	Ast	TO	Blk	Stl	Pts-Avg
2018-19	14-1	108-7.7	12-20	.600	1-7	.143	5-6	.833	5-7	12-0.9	16-0	5	7	1	2	30-2.1
Career	14-1	108-7.7	12-20	.600	1-7	.143	5-6	.833	5-7	12-0.9	16-0	5	7	1	2	30-2.1



WE ARE NEW YORK'S TEAM.

# JUSTIN SIMON

Temecula, Calif./Arizona

R-Jr. • G  
6-5 • 205

5

## 2018-19

- Stuffing the stat sheet with 11.2 points, 5.2 rebounds and 3.7 assists per game.
- Tallied 10 points and six rebounds in the team's season opener against Loyola Maryland (11/6)
- Registered nine points, six assists and three steals against Bowling Green (11/9)
- Narrowly missed a double-double with 10 points, nine rebounds and three assists at Rutgers (11/16)
- Scored 11 of his 13 points in the second half of the Johnnies' win over Ga. Tech (12/1)
- Tallied 14 points and seven assists against Mount St. Mary's (12/5)
- Registered 11 points, five rebounds and four assists against Princeton (12/9)
- Had 16 points, four assists, three rebounds and two steals at Seton Hall (12/29)
- Posted 12 points, five rebounds and two assists against Marquette (1/1)
- Racked up 14 points, nine rebounds and six assists at Georgetown (1/5)
- Tallied 13 points, nine assists and six rebounds at Villanova (1/8)
- Scored a season-high 20 points and registered seven assists against DePaul (1/12)
- Poured in 16 points to go along with six rebounds and four steals against Creighton (1/16)

## 2017-18

- Averaged 12.2 points and had a team-high nine double-doubles on the season
- Ranked first in the conference and eighth nationally with 2.5 steals per outing
- Led the team and ranked fifth in the BIG EAST with 7.1 rebounds per game
- Ranked second in the BIG EAST with 5.1 assists per game

## 2015-16 (at Arizona)

- Made 24 appearances as a freshman, recording 2.3 points and 1.2 rebounds in 7.5 minutes per game.

## Before College

- Consensus top-40 overall prospect and top-10 point guard in the class of 2015 by major national recruiting service

## Career Highs

Category	No.	Opponent (Date)
Points	28	at Xavier (1/17/18)
FG	12	at Xavier (1/17/18)
FGA	17	vs. Creighton (1/16/19)
3FG	2	6x, last vs. Creighton (1/16/19)
3FGA	4	vs. Creighton (1/16/19)
FTM	8	2x, last vs. Marquette (2/10/18)
FTA	14	vs. Marquette (2/10/18)
Rebounds	12	vs. Nebraska (11/16/17)
Assists	10	at Seton Hall (12/31/17)
Blocks	4	vs. UCF (11/26/17)
Steals	6	vs. Oregon State (11/23/17)
Minutes	50	vs. Butler (2/28/18)

## Miscellaneous Statistics

Category	18-19	Career
Double-Figure Scoring	12	33
Last:	16 vs. Creighton (1/16/19)	
20-plus points	1	3
Last:	20 vs. DePaul (1/12/19)	
10-plus rebounds	-	10
Last:	10 vs. Georgetown (3/7/18)	
Double-Doubles	-	9
Last:	16 pts, 10 rebounds vs. Georgetown (3/7/18)	

## 2018-19 Game-By-Game Statistics

Date	Opponent	G-GS	Min	FG-A	Pct	3FG-A	Pct	FT-A	Pct	Off-Def	Reb	PF	Ast	TO	Blk	Stl	Pts
N6	LOYOLA MARYLAND	1-1	23	4-9	.444	0-0	.000	2-2	1.000	3-3	6	4	2	3	0	2	10
N9	BOWLING GREEN	1-1	36	4-10	.400	0-2	.000	1-2	.500	0-2	2	5	6	2	1	3	9
N16	at Rutgers	1-1	36	3-5	.600	2-2	1.000	2-2	1.000	2-7	9	2	3	0	1	1	10
N19	vs. California	1-1	33	4-6	.667	0-0	.000	0-3	.000	3-4	7	3	4	2	0	0	8
N20	vs. VCU	1-1	35	4-8	.500	0-1	.000	1-1	1.000	0-5	5	4	2	4	0	4	9
N27	UMES	1-1	28	3-5	.600	0-0	.000	0-0	.000	0-4	4	0	2	0	1	0	6
D1	vs. Georgia Tech	1-1	36	3-8	.275	0-0	.000	7-9	.778	3-4	7	1	1	0	0	1	13
D5	MOUNT ST. MARY'S	1-1	35	6-9	.667	1-2	.500	1-1	1.000	0-3	3	1	7	2	1	1	14
D9	PRINCETON	1-0	31	4-8	.500	0-1	.000	3-7	.429	0-5	5	1	4	1	0	1	11
D16	WAGNER	1-1	29	1-6	.167	0-1	.000	3-7	.429	0-3	3	4	1	3	1	1	5
D19	ST. FRANCIS BROOKLYN	1-1	31	2-4	.500	1-2	.500	1-2	.500	0-7	7	1	2	2	0	1	6
D22	SACRED HEART	1-1	29	5-9	.556	0-1	.000	0-0	.000	0-3	3	1	2	2	1	2	10
D29	• at Seton Hall	1-1	34	6-13	.462	0-1	.000	4-4	1.000	1-2	3	3	4	1	0	2	16
J1	• No. 16 MARQUETTE	1-1	35	5-11	.455	1-2	.500	1-2	.500	1-4	5	2	2	1	1	1	12
J5	• at Georgetown	1-1	42	7-11	.636	0-0	.000	0-3	.000	3-6	9	5	6	3	2	2	14
J8	• at Villanova	1-1	38	6-14	.429	0-3	.000	1-1	1.000	2-4	6	4	9	1	1	1	13
J12	• DePAUL	1-1	39	10-16	.625	0-1	.000	0-1	.000	1-3	4	5	7	4	0	0	20
J16	• CREIGHTON	1-1	34	6-17	.353	2-4	.500	2-5	.400	1-5	6	1	3	4	0	4	16

## Career Statistics

Year	G-GS	Min-Avg	FG-A	Pct.	3FG-A	Pct.	FT-A	Pct.	Off-Def	Reb-Avg	PF-O	Ast	TO	Blk	Stl	Pts-Avg
2015-16	24-0	180-7.5	23-46	.500	1-3	.333	9-21	.429	7-22	29-1.2	22-0	8	14	6	7	56-2.3
2016-17	DNP															
2017-18	33-33	1,190-36.1	151-319	.473	15-36	.417	84-127	.661	38-196	234-7.1	90-2	167	95	27	82	401-12.2
2018-19	18-17	604-33.6	83-169	.491	7-23	.304	29-52	.558	20-74	94-5.2	47-3	67	35	10	27	202-11.2
Career	75-50	1,974-26.3	257-534	.481	23-62	.371	122-200	.610	65-292	357-4.8	159-5	242	144	43	116	659-8.8



WE ARE NEW YORK'S TEAM.

# MARCELLUS EARLINGTON

Stony Point, N.Y./Don Bosco Prep

Fr. • F  
6-6 • 220

10

## 2018-19

- Has made eight appearances, all off the bench.
- Registered a rebound and a steal in his collegiate debut against Loyola Maryland (11/6)
- Tallied his first collegiate points at Rutgers (11/16)
- Scored two points in three minutes of action against UMES (11/27)
- Exploded for seven points and five boards against St. Francis Brooklyn (12/19)
- Grabbed a board against Creighton (1/16)

## Before College

- A two-time all-state selection at Don Bosco Prep
- Led the Ironmen to a pair of NJSIAA Non-Public A Championships and consecutive appearances in the NJSIAA Tournament of Champions title game
- Team went a combined 58-5 during his junior and senior seasons
- Averaged 19 points and 11 rebounds per outing as a senior, leading the Ironmen to a 28-3 overall record and a top-five ranking in the state of New Jersey
- Scored 24 points and grabbed 12 rebounds in the NJSIAA Non-Public A Championship Game
- Named first team all-state as a junior after averaging 16.3 points per game and helping Don Bosco to a 30-2 record
- Competed with NJ Playaz on the Nike EYBL Circuit
- Averaged 13.2 points thanks to a team-best 53.8 shooting percentage the summer before his senior year
- Also a highly touted talent on the gridiron, playing defensive end and tight end for the Ironmen football team
- Received more than a dozen scholarship offers from Power Five football programs

## Career Highs

Category	No.	Opponent (Date)
Points	7	vs. St. Francis Brooklyn (12/19/18)
FG	3	vs. St. Francis Brooklyn (12/19/18)
FGA	5	vs. St. Francis Brooklyn (12/19/18)
3FG	1	vs. St. Francis Brooklyn (12/19/18)
3FGA	1	4x, last vs. St. Francis BK (12/19/18)
FTM	-	-
FTA	2	vs. Loyola Maryland (11/6/18)
Rebounds	5	vs. St. Francis Brooklyn (12/19/18)
Assists	-	-
Blocks	-	-
Steals	1	vs. Loyola Maryland (11/6/18)
Minutes	4	2x, last vs. St. Francis BK (12/19/18)

## Miscellaneous Statistics

Category	18-19	Career
Double-Figure Scoring	-	-
Last:	-	-
20-plus points	-	-
Last:	-	-
10-plus rebounds	-	-
Last:	-	-
Double-Doubles	-	-
Last:	-	-
5-plus blocks	-	-
Last:	-	-

## 2018-19 Game-By-Game Statistics

Date	Opponent	G-GS	Min	FG-A	Pct	3FG-A	Pct	FT-A	Pct	Off-Def	Reb	PF	Ast	TO	Blk	Stl	Pts
N6	LOYOLA MARYLAND	1-0	4	0-2	.000	0-1	.000	0-2	.000	1-0	1	0	0	1	0	1	0
N9	BOWLING GREEN	DNP															
N16	at Rutgers	1-0	3	1-2	.500	0-1	.000	0-0	.000	0-2	2	1	0	0	0	0	2
N19	vs. California	DNP															
N20	vs. VCU	DNP															
N27	UMES	1-0	3	1-2	.500	0-1	.000	0-0	.000	1-0	1	0	0	0	0	0	2
D1	vs. Georgia Tech	DNP															
D5	MOUNT ST. MARY'S	DNP															
D9	PRINCETON	DNP															
D16	WAGNER	1-0	3	0-0	.000	0-0	.000	0-0	.000	0-0	0	1	0	1	0	0	0
D19	ST. FRANCIS BROOKLYN	1-0	4	3-5	.600	1-1	1.000	0-1	.000	3-2	5	0	0	0	0	0	7
D22	SACRED HEART	1-0	4	0-0	.000	0-0	.000	0-0	.000	0-1	1	1	0	0	0	0	0
D29	• at Seton Hall	DNP															
J1	• No. 16 MARQUETTE	1-0	1	0-0	.000	0-0	.000	0-0	.000	0-0	0	0	0	0	0	0	0
J5	• at Georgetown	DNP															
J8	• at Villanova	DNP															
J12	• DePAUL	DNP															
J16	• CREIGHTON	1-0	1	0-0	.000	0-0	.000	0-0	.000	0-1	1	0	0	0	0	0	0

## Career Statistics

Year	G-GS	Min-Avg	FG-A	Pct.	3FG-A	Pct.	FT-A	Pct.	Off-Def	Reb-Avg	PF-O	Ast	TO	Blk	Stl	Pts-Avg
2018-19	8-0	23-2.9	5-11	.455	1-4	.250	0-3	.000	5-6	11-1.4	3-0	0	2	0	1	11-1.4
Career	8-0	23-2.9	5-11	.455	1-4	.250	0-3	.000	5-6	11-1.4	3-0	0	2	0	1	11-1.4



# DAVID CARAHER

Chapel Hill, N.C./Houston Baptist

So. • G/F  
6-6 • 220

11

## 2018-19

- Redshirting due to NCAA transfer regulations

## 2017-18 (at Houston Baptist)

- The 2017-18 Southland Conference Freshman of the Year and a Third Team All-Southland honoree
- Played and started in 29 games, averaging a team-best 16.2 points to go along with 7.2 rebounds per outing
- Finished fifth in the Southland in scoring and seventh in rebounding
- Ranked 12th among NCAA Division I freshmen in scoring
- Shot 45.5 percent from the floor, including a 36.4 percent conversion rate from three-point range... also sank 73.6 percent of his tries from the charity stripe
- Averaged 1.9 assists per game
- Scored in double figures 23 times with 10 20-point performances and two 30-point showings...
- Averaged 18.1 points per game during Southland Conference play, the fourth-highest average in the league
- Also finished fifth in the conference with 7.6 boards per game during league action

## Before College

- A two-year starter at Wesleyan Christian Academy in High Point, N.C.
- Collected first team all-state honors as a senior after averaging 17 points, eight rebounds and four assists per game...
- A member of the National Honor Society and the National Beta Club
- Played for Team Charlotte on the AAU circuit

## Career Highs

Category	No.	Opponent (Date)
Points	30	2x, last vs. McNeese (1/20/18)
FG	10	2x, last vs. McNeese (1/20/18)
FGA	20	at Texas A&M CC (1/27/18)
3FG	5	vs. McNeese (1/20/18)
3FGA	10	at Texas A&M CC (1/27/18)
FTM	12	vs. Nicholls (1/6/18)
FTA	15	vs. Nicholls (1/6/18)
Rebounds	16	at UTSA (12/9/17)
Assists	10	vs. Dallas Christian (11/28/18)
Blocks	1	4x, last vs. Cent. Arkansas (2/7/18)
Steals	2	6x, last vs. NW State (2/14/18)
Minutes	42	at Texas A&M CC (1/27/18)

## Miscellaneous Statistics

Category	17-18	Career
Double-Figure Scoring	23	23
Last:	25 vs. Texas A&M CC (3/3/18)	
20-plus points	10	10
Last:	25 vs. Texas A&M CC (3/3/18)	
30-plus points	2	2
Last:	30 vs. McNeese (1/20/18)	
10-plus rebounds	6	6
Last:	12 vs. Texas A&M CC (3/3/18)	
Double-Doubles	5	5
Last:	25 pts, 12 rebs vs. Texas A&M CC (3/3/18)	

## 2017-18 Game-By-Game Statistics

Date	Opponent	G-GS	Min	FG-A	Pct	3FG-A	Pct	FT-A	Pct	Off-Def	Reb	PF	Ast	TO	Blk	Stl	Pts
N10	at Providence	1-1	31	7-13	.538	3-8	.375	2-2	1.000	1-6	7	1	0	2	0	0	19
N14	ARLINGTON BAPTIST	1-1	22	8-13	.615	1-4	.250	3-3	1.000	3-5	8	0	2	1	0	0	20
N18	at Belmont	1-1	33	6-13	.462	4-7	.571	1-2	.500	1-2	3	3	1	0	0	1	17
N19	vs Detroit Mercy	1-1	33	4-9	.444	0-2	.000	3-5	.600	3-5	8	5	3	1	0	0	11
N21	at Virginia Tech	1-1	32	4-10	.400	3-6	.500	1-4	.250	1-1	2	1	0	2	0	1	12
N26	at Oklahoma State	1-1	28	3-7	.429	3-7	.429	1-2	.500	0-4	4	2	2	3	0	0	10
N28	DALLAS CHRISTIAN	1-1	26	3-8	.375	0-2	.000	0-0	.000	2-2	4	1	10	2	0	1	6
D2	TEXAS STATE	1-1	33	3-7	.429	0-3	.000	5-6	.833	1-5	6	4	0	4	1	2	11
D6	at Saint Peter's	1-1	38	6-14	.429	4-7	.571	5-5	1.000	2-3	5	3	1	0	1	2	21
D9	at UTSA	1-1	33	10-16	.625	3-5	.600	7-11	.636	4-12	16	3	1	1	0	0	30
D15	BARCLAY (KAN.)	1-1	25	4-9	.444	0-1	.000	2-4	.500	4-7	11	0	5	1	0	1	10
D18	at Michigan State	1-1	27	2-10	.200	0-4	.000	2-2	1.000	4-3	7	3	0	3	0	0	6
D20	at Vanderbilt	1-1	24	3-12	.250	0-2	.000	1-2	.500	3-3	6	1	2	3	0	0	7
D28	at Lamar	DNP															
D30	NEW ORLEANS	DNP															
J6	NICHOLLS	1-1	37	7-14	.500	0-3	.000	12-15	.800	4-1	5	4	1	3	0	2	26
J10	ABILENE CHRISTIAN	1-1	33	5-11	.455	4-7	.571	2-2	1.000	1-2	3	5	3	4	0	2	16
J13	at Sam Houston State	1-1	35	6-14	.429	2-5	.400	2-4	.500	3-6	9	2	2	2	0	1	16
J17	at Southeastern La.	1-1	21	4-9	.444	2-4	.500	0-1	.000	3-4	7	3	2	2	0	0	10
J20	MCNEESE	1-1	35	10-16	.625	5-9	.556	5-6	.833	5-7	12	3	3	2	0	1	30
J24	INCARNATE WORD	1-1	28	9-16	.563	3-4	.750	1-1	1.000	2-1	3	4	1	0	1	1	22
J27	at Texas A&M-Corpus Christi	1-1	42	9-20	.450	3-10	.300	3-6	.500	3-4	7	3	2	5	0	0	24
J31	at Stephen F. Austin	1-1	37	7-14	.500	2-5	.400	2-2	1.000	4-6	10	2	1	9	0	2	18
F7	CENTRAL ARKANSAS	1-1	34	6-17	.353	1-5	.200	2-2	1.000	2-7	9	4	1	0	1	1	15
F10	at Nicholls	1-1	22	2-8	.250	1-7	.143	0-0	.000	1-2	3	4	1	2	0	0	5
F14	at Northwestern State	1-1	36	8-16	.500	3-9	.333	4-5	.800	1-8	9	4	5	2	0	2	23
F17	SAM HOUSTON STATE	1-1	30	7-14	.500	2-6	.333	9-10	.900	1-5	6	3	1	1	0	0	25
F21	LAMAR	1-1	30	6-13	.462	1-6	.167	4-5	.800	2-7	9	4	1	4	0	1	17
F24	at McNeese	1-1	36	3-8	.375	1-4	.250	2-2	1.000	5-7	12	4	3	2	0	1	9
F28	at Incarnate Word	1-1	30	2-10	.200	2-5	.400	2-4	.500	0-5	5	3	0	4	0	1	8
M3	TEX. A&M-CORPUS CHRISTI	1-1	37	8-15	.533	3-7	.429	6-8	.750	4-8	12	4	2	4	0	1	25

## Career Statistics

Year	G-GS	Min-Avg	FG-A	Pct.	3FG-A	Pct.	FT-A	Pct.	Off-Def	Reb-Avg	PF-O	Ast	TO	Blk	Stl	Pts-Avg
2017-18	29-29	908-31.3	162-356	.455	56-154	.364	89-121	.736	70-138	208-7.2	83-2	56	69	4	24	469-16.2
Career	29-29	908-31.3	162-356	.455	56-154	.364	89-121	.736	70-138	208-7.2	83-2	56	69	4	24	469-16.2



WE ARE NEW YORK'S TEAM.



# BRYAN TRIMBLE JR

Kansas City, Mo./Sunrise Christian Academy (Kan.)

So. • G  
6-3 • 220

12

## 2018-19

- Averaging 2.2 points and 1.7 rebounds in 16.2 minutes per game
- Scored two points in 14 minutes in his season debut against Loyola Maryland (11/6)
- Drained his first 3-pointer of the season against UMES (11/27)
- Nailed two triples against Mount St. Mary's (12/5)
- Started, scored three points and grabbed four boards against Princeton (12/9)
- Had three points and two boards against St. Francis Brooklyn (12/19)
- Scored six points and grabbed two rebounds against Sacred Heart (12/22)
- Netted five points at Georgetown, hitting his lone 3-point try and sinking two free throws (1/5)
- Scored three points and grabbed four boards in 27 minutes at Villanova (1/8)
- Tallied three points and a career-high six rebounds against DePaul (1/12)

## 2017-18

- Played in 32 games for the Johnnies, all as a reserve, averaging 3.1 points in 17.3 minutes per game.
- Tallied a career-high 19 points against Marquette (Feb. 21)

## Before St. John's

- Rated 59th best shooting guard in the country in the season-ending rankings by 247 Sports
- No. 6 ranked recruit from Missouri
- One of the team's top outside shooters converting 45 percent of 3-point attempts as a senior
- Played as a member of the Sunrise Christian Post Graduate team in 2016-17 for head coach Kyle Bankhead
- Averaged 12 points per game against a schedule that consisted mostly of junior college opponents
- Starred at the 2017 National Prep School Invitational, where he was named to the All-Tournament Team after averaging 12 points per game in wins over Our Savior Lutheran and Notre Dame Prep
- Member of MoKan Elite of the Nike EYBL league on the AAU circuit playing alongside several high major Division I prospects, including consensus no. 1 rated 2017 prospect Michael Porter Jr.
- Helped MoKan Elite reach and win the championship of the prestigious Peach Jam Tournament in 2016
- Averaged 6.5 points and 2.8 rebounds during the four game tournament event

## Career Highs

Category	No.	Opponent (Date)
Points	19	at Marquette (2/21/18)
FG	7	at Marquette (2/21/18)
FGA	9	at Marquette (2/21/18)
3FG	5	at Marquette (2/21/18)
3FGA	7	at Marquette (2/21/18)
FTM	2	4x, last at Georgetown (1/5/19)
FTA	2	4x, last at Georgetown (1/5/19)
Rebounds	6	vs. DePaul (1/12/19)
Assists	2	3x, last vs. Seton Hall (2/24/18)
Blocks	2	vs. DePaul (1/12/19)
Steals	2	2x, last at Xavier (1/17/18)
Minutes	32	at Marquette (2/21/18)

## Miscellaneous Statistics

Category	18-19	Career
Double-Figure Scoring	-	1
Last:	19 at Marquette (2/21/18)	
20-plus points	-	-
Last:		
10-plus rebounds	-	-
Last:		
Double-Doubles	-	-
Last:		

## 2018-19 Game-By-Game Statistics

Date	Opponent	G-GS	Min	FG-A	Pct	3FG-A	Pct	FT-A	Pct	Off-Def	Reb	PF	Ast	TO	Blk	Stl	Pts
N6	LOYOLA MARYLAND	1-0	14	1-2	.500	0-1	.000	0-0	.000	0-0	0	2	0	2	0	0	2
N9	BOWLING GREEN	1-0	18	0-0	.000	0-0	.000	0-0	.000	1-1	2	3	0	1	0	0	0
N16	at Rutgers	1-0	13	0-0	.000	0-0	.000	0-0	.000	0-2	2	2	0	1	0	0	0
N19	vs. California	1-0	20	0-2	.000	0-2	.000	0-0	.000	0-2	2	1	0	0	1	1	0
N20	vs. VCU	1-0	7	0-1	.000	0-1	.000	0-0	.000	0-1	1	2	0	0	0	0	0
N27	UMES	1-0	12	1-3	.333	1-3	.333	0-0	.000	0-1	1	0	0	1	0	0	3
D1	vs. Georgia Tech	1-0	8	0-2	.000	0-2	.000	0-0	.000	0-1	1	4	0	1	0	0	0
D5	MOUNT ST. MARY'S	1-0	14	2-5	.400	2-5	.400	0-0	.000	1-1	2	1	0	0	1	0	6
D9	PRINCETON	1-1	20	1-2	.500	1-2	.500	0-0	.000	0-4	4	1	1	0	1	1	3
D16	WAGNER	1-0	19	1-4	.250	1-4	.250	0-0	.000	0-1	1	3	0	0	0	0	3
D19	ST. FRANCIS BROOKLYN	1-0	14	1-1	1.000	1-1	1.000	0-0	.000	0-2	2	1	0	0	0	0	3
D22	SACRED HEART	1-0	16	2-6	.333	2-6	.333	0-0	.000	0-2	2	4	1	0	1	0	6
D29	• at Seton Hall	1-0	17	1-3	.333	1-3	.333	0-0	.000	0-1	1	2	0	0	0	0	3
J1	• No. 16 MARQUETTE	1-0	9	0-1	.000	0-1	.000	0-0	.000	0-0	0	1	0	0	0	0	0
J5	• at Georgetown	1-0	18	1-1	1.000	1-1	1.000	2-2	1.000	0-0	0	1	2	0	1	1	5
J8	• at Villanova	1-0	27	1-1	1.000	1-1	1.000	0-0	.000	0-4	4	2	0	0	0	0	3
J12	• DePAUL	1-1	31	1-4	.250	1-4	.250	0-0	.000	0-6	6	1	0	0	2	0	3
J16	• CREIGHTON	1-1	14	0-0	.000	0-0	.000	0-0	.000	0-0	0	1	0	1	0	0	0

## Career Statistics

Year	G-GS	Min-Avg	FG-A	Pct.	3FG-A	Pct.	FT-A	Pct.	Off-Def	Reb-Avg	PF-O	Ast	TO	Blk	Stl	Pts-Avg
2017-18	32-0	555-17.3	34-95	.358	26-81	.321	6-7	.857	4-33	37-1.2	52-1	13	5	2	8	100-3.1
2018-19	18-2	291-16.2	13-38	.342	12-37	.324	2-2	1.000	2-29	31-1.7	32-0	4	7	7	3	40-2.2
Career	50-0	846-17.0	47-133	.353	38-118	.322	8-9	.889	6-62	68-1.4	84-1	17	12	9	11	140-2.8



WE ARE NEW YORK'S TEAM.



# MARVIN CLARK II

Kansas City, Mo./Michigan State

R-Sr. • F  
6-7 • 225

13

## 2018-19

- Averaging 12.5 points and 5.8 rebounds in 29.8 minutes per game
- Had five points and four rebounds in 29 minutes against Loyola Maryland (11/6)
- Scored 13 of his 15 points in the first half against Bowling Green (11/9)
- Tallied 12 points, three boards and three assists at Rutgers (11/16)
- Scored all 10 of his points in the second half and grabbed a team-high eight boards vs. Cal (11/19)
- Had 10 points, three boards and three assists against VCU (11/20)
- Posted a season-high 21 points on 8-of-11 shooting against Mount St. Mary's (12/5)
- Had 13 points, eight rebounds and three steals against Princeton (12/9)
- Tallied 14 points on 4-of-7 shooting and seven rebounds against Wagner (12/16)
- Recorded 12 points, seven rebounds, four assists and four blocks against St. Francis (12/19)
- Scored all 23 of his points in the first half against Sacred Heart (12/22)
- Netted 16 points on 5-of-7 shooting and grabbed five boards at Seton Hall (12/29)
- Poured in 22 points on 7-of-10 shooting (4-of-6 from deep) against No. 16 Marquette (1/1)
- Tallied his second double-double with 14 points and a career-high 12 boards against DePaul (1/12)
- Pulled down 10 boards and added seven points against Creighton (1/16)

## 2017-18

- Averaged 12.5 points, good enough for second on the team, and 4.7 boards per game
- Shot 41.1% (65-158) from 3-point range (10th in the BIG EAST) and 85.1% (63-74) from the line

## 2015-16 (at Michigan State)

- Played in 30 games, helping the Spartans win a Big Ten championship.

## 2014-15 (at Michigan State)

- Averaged 4.5 points and 2.2 rebounds, played in all 39 games during MSU's run to Final Four

## Before College

- Rated top-40 prospect by national recruiting services for his position in the class of 2014.

## Career Highs

Category	No.	Opponent (Date)
Points	24	at DePaul (2/14/18)
FG	8 3x, last vs. Mount St. Mary's (12/5/18)	
FGA	16	2x, last vs. DePaul (1/12/19)
3FG	6	vs. Sacred Heart (12/22/18)
3FGA	11	vs. Sacred Heart (12/22/18)
FTM	6	vs. Providence (12/28/17)
FTA	6	2x, last vs. Butler (2/28/18)
Rebounds	12	vs. DePaul (1/12/19)
Assists	4	vs. St. Francis Brooklyn (12/19/18)
Blocks	4	2x, last vs. St. Francis BK (12/19/18)
Steals	3	6x, last vs. Princeton (12/9/18)
Minutes	46	vs. Butler (2/28/18)

## Miscellaneous Statistics

Category	18-19	Career
Double-Figure Scoring	13	47
Last:	14 vs. DePaul (1/12/19)	
20-plus points	3	6
Last:	22 vs. Marquette (1/1/19)	
10-plus rebounds	2	3
Last:	10 vs. Creighton (1/16/19)	
Double-Doubles	1	2
Last:	14 pts, 12 rebs vs. DePaul (1/12/19)	

## 2018-19 Game-By-Game Statistics

Date	Opponent	G-GS	Min	FG-A	Pct	3FG-A	Pct	FT-A	Pct	Off-Def	Reb	PF	Ast	TO	Blk	Stl	Pts
N6	LOYOLA MARYLAND	1-1	29	1-6	.167	1-4	.250	2-2	1.000	0-4	4	4	0	1	0	1	5
N9	BOWLING GREEN	1-1	20	5-13	.385	3-8	.375	2-2	1.000	1-4	5	4	2	3	0	1	15
N16	at Rutgers	1-1	23	3-8	.375	3-8	.375	3-4	.750	0-3	3	3	3	3	1	1	12
N19	vs. California	1-1	32	2-11	.181	2-6	.333	4-4	1.000	3-5	8	4	0	5	2	1	10
N20	vs. VCU	1-1	35	4-13	.308	1-8	.125	1-2	.500	0-3	3	5	3	3	0	1	10
N27	UMES	1-1	18	3-7	.429	1-5	.200	2-4	.500	0-3	3	5	3	0	0	0	9
D1	vs. Georgia Tech	1-1	24	0-2	.000	0-1	.000	3-4	.750	1-5	6	5	1	0	0	1	3
D5	MOUNT ST. MARY'S	1-1	36	8-11	.727	4-6	.667	1-2	.500	1-2	3	1	2	2	0	1	21
D9	PRINCETON	1-0	30	4-6	.667	1-2	.500	4-6	.667	1-7	8	2	2	2	1	3	13
D16	WAGNER	1-1	33	4-7	.571	3-6	.500	3-4	.750	1-6	7	2	1	3	0	1	14
D19	ST. FRANCIS BROOKLYN	1-1	27	3-5	.600	2-4	.500	4-4	1.000	1-6	7	3	4	2	4	0	12
D22	SACRED HEART	1-1	29	7-13	.538	6-11	.545	3-3	1.000	0-6	6	2	1	1	0	2	23
D29	• at Seton Hall	1-1	32	5-7	.714	3-5	.600	3-3	1.000	0-5	5	5	0	4	0	0	16
J1	• No. 16 MARQUETTE	1-1	36	7-10	.700	4-6	.667	4-4	1.000	1-6	7	3	1	0	1	1	22
J5	• at Georgetown	1-1	25	4-10	.400	3-8	.375	0-0	.000	1-2	3	5	0	0	0	2	11
J8	• at Villanova	1-1	33	3-9	.333	2-8	.250	0-0	.000	1-4	5	3	1	1	1	1	8
J12	• DePAUL	1-1	30	6-16	.275	1-7	.143	1-2	.500	1-11	12	5	0	2	0	2	14
J16	• CREIGHTON	1-1	36	2-3	.667	1-2	.500	2-2	1.000	2-8	10	3	2	0	0	0	7

## Career Statistics

Year	G-GS	Min-Avg	FG-A	Pct.	3FG-A	Pct.	FT-A	Pct.	Off-Def	Reb-Avg	PF-O	Ast	TO	Blk	Stl	Pts-Avg
2014-15	39-7	437-11.2	64-127	.504	21-62	.339	27-40	.675	30-56	86-2.2	67-0	11	29	12	9	176-4.5
2015-16	30-1	292-9.7	45-83	.542	11-26	.423	15-20	.750	22-53	75-2.5	48-2	10	19	11	8	116-3.9
2016-17	DNP															
2017-18	33-33	1,021-30.9	143-312	.458	65-158	.411	63-74	.851	39-117	156-4.7	112-10	32	61	5	38	414-12.5
2018-19	18-17	537-29.8	71-157	.452	41-105	.390	42-52	.808	15-90	105-5.8	64-6	26	32	10	19	225-12.5
<b>Career</b>	<b>120-58</b>	<b>2,287-19.1</b>	<b>323-679</b>	<b>.476</b>	<b>138-351</b>	<b>.393</b>	<b>147-186</b>	<b>.790</b>	<b>106-316</b>	<b>422-3.5</b>	<b>291-18</b>	<b>79</b>	<b>141</b>	<b>38</b>	<b>74</b>	<b>931-7.8</b>

WE ARE NEW YORK'S TEAM.

# MUSTAPHA HERON

Waterbury, Conn./Auburn

Jr. • G  
6-5 • 210

14

## 2018-19

- Ranks second on the team and 11th in the conference in scoring (15.1 ppg)
- Selected to the preseason watch list for the Jerry West Award
- Scored 15 points and grabbed seven boards in his St. John's debut against Loyola Md. (11/6)
- Poured in a game-high 26 points against Bowling Green (11/9)
- Posted 27 points on 10-of-14 shooting (4-of-5 from three) with six rebounds at Rutgers (11/16)
- Had 13 points on 5-of-10 shooting to go along with four assists against Cal (11/19)
- Poured in 20 points to go along with nine rebounds against UMES (11/27)
- Netted 17 points on 6-of-12 shooting against Mount St. Mary's (12/5)
- Scored 23 points on 8-of-12 shooting with five threes against Sacred Heart (12/22)
- Poured in a game-high 19 points at Seton Hall (12/29)
- Tallied 16 points, all in the second half, and eight rebounds against Marquette (1/1)
- Scored all 18 of his points in the second half against Creighton (1/16)

## 2017-18 (at Auburn)

- Averaged 16.4 points, 5.3 rebounds, 1.2 steals and 0.9 assists per game for the SEC Regular Season Champion Tigers, helping the team go 26-8 and advance to the NCAA Second Round
- Shot 43.9 percent from the floor, 33.1 percent from three, and 80.3 percent from the charity stripe
- Named Second Team All-SEC by the Associated Press and found a place on the Jerry West Award Watch List; ranked sixth in the SEC in scoring
- Played and started in 32 of the team's 34 games, missing a pair of contests with injury or illness
- Eclipsed the 1,000-point mark for his career in the Tigers' final game of the season
- Scored in double figures 29 times with eight performances of 20 points or better and one 30-point showing
- Twice named the SEC Player of the Week

## 2016-17 (at Auburn)

- Named to the SEC All-Freshman Team after averaging 15.2 points, 6.1 rebounds and 1.3 assists per outing
- Played and started in all 32 of Auburn's games and ranked ninth in the SEC in scoring

## Before College

- A consensus five-star recruit out of Sacred Heart High School in Waterbury, Connecticut... ranked 17th by Scout, 19th by Rivals, 23rd by 247Sports and 25th by ESPN

## Career Highs

Category	No.	Opponent (Date)
Points	31	vs. Winthrop (11/24/17)
FG	11	vs. Winthrop (11/24/17)
FGA	22	at UConn (12/23/16)
3FG	5	vs. Sacred Heart (12/22/18)
3FGA	8	2x, last at Seton Hall (2/7/18)
FTM	10	3x, last vs. South Carolina (3/3/18)
FTA	13	vs. Eastern Kentucky (11/17/16)
Rebounds	14	vs. Missouri (3/8/17)
Assists	5	vs. Norfolk State (11/10/17)
Blocks	2	2x, last at South Carolina (1/24/17)
Steals	4	vs. Oklahoma (12/21/16)
Minutes	41	vs. VCU (11/20/18)

## Miscellaneous Statistics

Category	18-19	Career
Double-Figure Scoring	14	74
Last:	18 vs. Creighton (1/16/19)	
20-plus points	4	18
Last:	23 vs. Sacred Heart (12/22/18)	
10-plus rebounds	-	5
Last:	11 at Missouri (1/24/18)	
Double-Doubles	-	5
Last:	14 pts, 11 rebs at Missouri (1/24/18)	

## 2018-19 Game-By-Game Statistics

Date	Opponent	G-GS	Min	FG-A	Pct	3FG-A	Pct	FT-A	Pct	Off-Def	Reb	PF	Ast	TO	Blk	Stl	Pts
N6	LOYOLA MARYLAND	1-1	31	5-10	.500	2-2	1.000	3-4	.750	0-7	7	2	3	5	0	2	15
N9	BOWLING GREEN	1-1	33	8-16	.500	2-7	.286	8-12	.667	0-6	6	4	0	0	0	1	26
N16	at Rutgers	1-1	32	10-14	.714	4-5	.800	3-4	.750	2-4	6	3	2	4	0	1	27
N19	vs. California	1-1	31	5-10	.500	0-2	.000	3-3	1.000	0-2	2	4	4	1	0	0	13
N20	vs. VCU	1-1	41	2-12	.167	0-0	.000	4-4	1.000	5-2	7	5	2	1	0	2	8
N27	UMES	1-1	33	6-15	.400	2-7	.286	6-6	1.000	2-7	9	3	3	4	0	1	20
D1	vs. Georgia Tech	1-1	38	3-10	.300	1-1	1.000	1-2	.500	3-3	6	2	3	2	0	0	8
D5	MOUNT ST. MARY'S	1-1	32	6-12	.500	2-6	.333	3-5	.600	1-3	4	2	1	3	1	0	17
D9	PRINCETON	1-1	30	4-11	.364	2-4	.500	2-2	1.000	1-2	3	1	2	2	0	3	12
D16	WAGNER	1-1	27	3-7	.429	2-4	.500	2-5	.400	1-6	7	3	2	4	1	1	10
D19	ST. FRANCIS BROOKLYN	1-1	23	4-11	.364	0-1	.000	0-0	.000	1-5	6	4	1	3	0	1	8
D22	SACRED HEART	1-1	25	8-12	.667	5-6	.833	2-3	.667	0-0	0	4	3	1	0	2	23
D29	• at Seton Hall	1-1	38	5-11	.455	4-8	.500	5-7	.714	0-3	3	5	1	3	1	3	19
J1	• No. 16 MARQUETTE	1-1	38	4-7	.571	2-4	.500	6-6	1.000	2-6	8	4	2	2	1	1	16
J5	• at Georgetown	1-1	30	5-11	.455	1-5	.200	1-2	.500	1-2	3	5	1	2	0	0	12
J8	• at Villanova	1-1	24	3-11	.273	2-6	.333	0-0	.000	1-2	3	4	0	3	0	1	8
J12	• DePAUL	1-1	35	5-11	.455	0-2	.000	1-1	1.000	1-2	3	4	0	2	0	1	11
J16	• CREIGHTON	1-1	27	7-10	.700	1-1	1.000	3-3	1.000	1-2	3	2	0	0	0	0	18

## Career Statistics

Year	G-GS	Min-Avg	FG-A	Pct.	3FG-A	Pct.	FT-A	Pct.	Off-Def	Reb-Avg	PF-O	Ast	TO	Blk	Stl	Pts-Avg
2016-17	32-32	901-28.2	152-344	.442	44-104	.423	137-178	.770	52-143	195-6.1	87-2	43	77	6	27	485-15.2
2017-18	32-32	916-28.6	172-392	.439	43-130	.331	139-173	.803	41-129	170-5.3	82-3	30	66	2	38	526-16.4
2018-19	18-18	568-31.6	93-201	.453	32-71	.451	53-69	.768	22-64	86-4.8	61-3	30	42	4	20	271-15.1
TOTAL	82-82	2,385-29.1	417-937	.445	119-313	.380	329-420	.783	115-336	451-5.5	230-8	103	185	12	85	1,282-15.6

WE ARE NEW YORK'S TEAM.



**JUSTIN  
COLE**

Rockville Centre, N.Y./Archbishop Molloy

Jr. • G  
6-2 • 185

**23**

### 2018-19

- Made his season debut against UMES, scoring 1 point in two minutes (11/27)
- Netted his first field goal of the season against St. Francis Brooklyn (12/19)
- Saw the floor against Sacred Heart (12/22)

### 2017-18

- Played in six games, averaging 0.7 rebounds in 3.7 minutes per contest
- Made his season debut against Central Connecticut (11/14)
- Logged four minutes against Molloy, grabbing one rebound (11/20)
- Grabbed a rebound at Butler (1/27)
- Played 10 meaningful minutes for the shorthanded Johnnies at Providence, grabbing a board and recording a steal (3/3)

### 2016-17

- Played in two games for the Red Storm as a walk-on
- Made his St. John's debut at Syracuse, grabbing one rebound (Dec. 21)
- Saw the floor against Villanova during the BIG EAST Tournament (March 9)

### Before St. John's

- Two-year captain at Archbishop Molloy, the alma mater of Hall of Fame Coach Lou Carnesecca
- Helped lead the Stanners to a CHSAA Brooklyn-Queens Division Championship as a junior

## Career Highs

Category	No.	Opponent (Date)
Points	2	vs. St. Francis Brooklyn (12/19/18)
FG	1	vs. St. Francis Brooklyn (12/19/18)
FGA	2	vs. Molloy (11/20/17)
3FG	-	-
3FGA	-	-
FTM	1	vs. UMES (11/27/18)
FTA	2	2x, last vs. UMES (11/27/18)
Rebounds	1	4x, last at Providence (3/3/18)
Assists	-	-
Blocks	-	-
Steals	1	at Providence (3/3/18)
Minutes	10	at Providence (3/3/18)

## Miscellaneous Statistics

Category	18-19	Career
Double-Figure Scoring	-	-
Last:	-	-
20-plus points	-	-
Last:	-	-
10-plus rebounds	-	-
Last:	-	-
Double-Doubles	-	-
Last:	-	-
5-plus blocks	-	-
Last:	-	-

## 2018-19 Game-By-Game Statistics

Date	Opponent	G-GS	Min	FG-A	Pct	3FG-A	Pct	FT-A	Pct	Off-Def	Reb	PF	Ast	TO	Blk	Stl	Pts
N6	LOYOLA MARYLAND	DNP															
N9	BOWLING GREEN	DNP															
N16	at Rutgers	DNP															
N19	vs. California	DNP															
N20	vs. VCU	DNP															
N27	UMES	1-0	2	0-0	.000	0-0	.000	1-2	.500	0-0	0	0	0	0	0	0	1
D1	vs. Georgia Tech	DNP															
D5	MOUNT ST. MARY'S	DNP															
D9	PRINCETON	DNP															
D16	WAGNER	DNP															
D19	ST. FRANCIS BROOKLYN	1-0	2	1-1	1.000	0-0	.000	0-0	.000	0-0	0	0	0	0	0	0	2
D22	SACRED HEART	1-0	0+	0-0	.000	0-0	.000	0-0	.000	0-0	0	0	0	0	0	0	0
D29	• at Seton Hall	DNP															
J1	• No. 16 MARQUETTE	DNP															
J5	• at Georgetown	DNP															
J8	• at Villanova	DNP															
J12	• DePAUL	DNP															
J16	• CREIGHTON	DNP															

## Career Statistics

Year	G-GS	Min-Avg	FG-A	Pct	3FG-A	Pct	FT-A	Pct	Off-Def	Reb-Avg	PF-O	Ast	TO	Blk	Stl	Pts-Avg
2016-17	2-0	5-2.5	0-1	.000	0-0	.000	0-2	.000	0-1	1-0.5	0-0	0	0	0	0	0-0.0
2017-18	6-0	22-3.7	0-5	.000	0-0	.000	0-0	.000	0-4	4-0.7	6-0	0	0	0	1	0-0.0
2018-19	3-0	4-1.3	1-1	1.000	0-0	.000	1-2	.500	0-0	0-0.0	0-0	0	0	0	0	3-1.0
Career	11-0	31-2.8	1-7	.143	0-0	.000	1-4	.250	0-5	5-0.5	6-0	0	0	0	1	3-0.3

WE ARE NEW YORK'S TEAM.



# BRANDON LAWRENCE

Union City, Calif./Moreau Catholic

Jr. • G  
6-2 • 170

24

## 2018-19

- Made his season debut against St. Francis Brooklyn (12/19)
- Saw the floor against Sacred Heart (12/22)

## 2017-18

- Missed the entire season due to injury

## 2016-17

- Played in two games for the Red Storm as a walk-on
- Made his St. John's debut at Georgetown (Jan. 9)
- Scored his first collegiate points against Villanova during the BIG EAST Tournament (March 9)

## Before St. John's

- Four-year letterwinner and three-year team captain at Moreau Catholic
- A two-time First Team All-Mission Valley Athletic League selection as a junior and senior
- Named all-league honorable mention as a freshman and sophomore
- Led the Mariners to a pair of MVAL League Championships in his junior and senior years and state championship runner-up designation as a sophomore

## Career Highs

Category	No.	Opponent (Date)
Points	2	vs. Villanova (3/9/17)
FG	1	vs. Villanova (3/9/17)
FGA	1	vs. Villanova (3/9/17)
3FG	-	-
3FGA	-	-
FTM	-	-
FTA	2	vs. St. Francis Brooklyn (12/19/18)
Rebounds	1	at Syracuse (12/21/16)
Assists	-	-
Blocks	-	-
Steals	-	-
Minutes	3	at Syracuse (12/21/16)

## Miscellaneous Statistics

Category	18-19	Career
Double-Figure Scoring	-	-
Last:	-	-
20-plus points	-	-
Last:	-	-
10-plus rebounds	-	-
Last:	-	-
Double-Doubles	-	-
Last:	-	-
5-plus blocks	-	-
Last:	-	-

## 2018-19 Game-By-Game Statistics

Date	Opponent	G-GS	Min	FG-A	Pct	3FG-A	Pct	FT-A	Pct	Off-Def	Reb	PF	Ast	TO	Blk	Stl	Pts
N6	LOYOLA MARYLAND	DNP															
N9	BOWLING GREEN	DNP															
N16	at Rutgers	DNP															
N19	vs. California	DNP															
N20	vs. VCU	DNP															
N27	UMES	DNP															
D1	vs. Georgia Tech	DNP															
D5	MOUNT ST. MARY'S	DNP															
D9	PRINCETON	DNP															
D16	WAGNER	DNP															
D19	ST. FRANCIS BROOKLYN	1-0	2	0-0	.000	0-0	.000	0-2	.000	0-0	0	0	0	0	0	0	0
D22	SACRED HEART	1-0	0+	0-0	.000	0-0	.000	0-0	.000	0-0	0	0	0	0	0	0	0
D29	• at Seton Hall	DNP															
J1	• No. 16 MARQUETTE	DNP															
J5	• at Georgetown	DNP															
J8	• at Villanova	DNP															
J12	• DePAUL	DNP															
J16	• CREIGHTON	DNP															

## Career Statistics

Year	G-GS	Min-Avg	FG-A	Pct.	3FG-A	Pct.	FT-A	Pct.	Off-Def	Reb-Avg	PF-O	Ast	TO	Blk	Stl	Pts-Avg
2016-17	2-0	2-1.0	1-1	1.000	0-0	.000	0-0	.000	0-0	0-0.0	0-0	0	0	0	0	2-1.0
2017-18	0-0	.000	0-0	.000	0-0	.000	0-0	.000	0-0	0-0.0	0-0	0	0	0	0	0-0.0
2018-19	2-0	2-1.0	0-0	.000	0-0	.000	0-2	.000	0-0	0-0.0	0-0	0	0	0	0	0-0.0
Career	4-0	4-1.0	1-1	1.000	0-0	.000	0-0	.000	0-0	0-0.0	0-0	0	0	0	0	2-0.5



WE ARE NEW YORK'S TEAM.

# FIGUEROA

Lawrence, Mass./Odessa College (Texas)

So. • G/F  
6-6 • 195

30

## 2018-19

- Team's leading rebounder (7.0 rpg) and third-leading scorer (14.9 ppg). 12th in the BIG EAST in scoring. Has team-high four double-doubles
- Narrowly missed a double-double in his St. John's debut with nine points and eight rebounds against Loyola Maryland (11/6)
- Turned in a monster double-double with 23 points, 11 rebounds and four assists at Rutgers (11/16)
- Tallied 15 points and a game-high nine rebounds against VCU (11/20)
- Recorded his second double-double of the season with 25 points and 13 rebounds vs. UMES (11/27)
- Picked up a 13-point, 11-rebound double-double against Mount St. Mary's (12/5)
- Had 17 points and eight boards against Princeton (12/9)
- Had 13 points and nine boards against St. Francis Brooklyn (12/19)
- Recorded 15 points and five assists against Sacred Heart (12/22)
- Tallied 11 points, nine rebounds, six steals and five assists at Georgetown (1/5)
- Registered 14 points on 5-of-8 shooting to go along with seven boards at Villanova (1/8)
- Poured in 23 points against DePaul (1/12)
- Notched his fourth double-double of the season with 16 points and 13 boards against Creighton (1/16)

## 2017-18 (Odessa College)

- NJCAA Division I First Team All-American
- Averaged 21.4 points per game and led the Wranglers to a 28-5 record
- Helped Odessa secure a spot in the NJCAA Division I Basketball Championship
- Shot 55.5 percent from the floor, including a blistering 48.2 percent from beyond the three-point arc
- Tallied 19 20-point outings and four 30-point performances

## Before College

- Ranked as high as no. 71 in the high school class of 2017 according to 247Sports
- Played his senior year of high school at West Oaks Academy in Orlando
- Has extensive international experience, playing with the Dominican Republic U18 team during the 2016 FIBA Americas, where he averaged 14.6 points, 5.2 rebounds and 1.8 assists in 22 minutes per game

## Career Highs

Category	No.	Opponent (Date)
Points	25	vs. UMES (11/27/18)
FG	10	vs. UMES (11/27/18)
FGA	17	vs. UMES (11/27/18)
3FG	6	at Rutgers (11/16/18)
3FGA	9	at Rutgers (11/16/18)
FTM	3	2x, last vs. Ga. Tech (12/1/18)
FTA	5	2x, last vs. Ga. Tech (12/1/18)
Rebounds	13	2x, last vs. Creighton (1/16/19)
Assists	5	2x, last at Georgetown (1/5/19)
Blocks	1	5x, last vs. Creighton (1/16/19)
Steals	6	at Georgetown (1/5/19)
Minutes	41	vs. VCU (11/20/18)

## Miscellaneous Statistics

Category	18-19	Career
Double-Figure Scoring	16	16
Last:	16 vs. Creighton (1/16/19)	
20-plus points	3	3
Last:	23 vs. DePaul (1/12/19)	
10-plus rebounds	4	4
Last:	13 vs. Creighton (1/16/19)	
Double-Doubles	4	4
Last:	16 points, 13 rebs vs. Creighton (1/16/19)	

## 2018-19 Game-By-Game Statistics

Date	Opponent	G-GS	Min	FG-A	Pct	3FG-A	Pct	FT-A	Pct	Off-Def	Reb	PF	Ast	TO	Blk	Stl	Pts
N6	LOYOLA MARYLAND	1-1	26	4-8	.500	0-3	.000	1-1	1.000	2-6	8	2	3	2	0	2	9
N9	BOWLING GREEN	1-0	34	4-8	.500	1-2	.500	2-5	.400	1-3	4	3	2	0	0	2	11
N16	at Rutgers	1-1	34	7-13	.538	6-9	.667	3-4	.750	2-9	11	3	4	0	1	1	23
N19	vs. California	1-1	31	4-5	.800	2-3	.667	2-2	1.000	0-3	3	3	2	3	0	0	12
N20	vs. VCU	1-1	41	6-10	.600	2-4	.500	1-2	.500	1-8	9	0	2	0	0	0	15
N27	UMES	1-1	31	10-17	.588	4-7	.571	1-2	.500	4-9	13	3	2	3	0	5	25
D1	vs. Georgia Tech	1-1	34	5-15	.333	0-6	.000	3-5	.600	2-0	2	3	1	0	0	1	13
D5	MOUNT ST. MARY'S	1-1	35	5-7	.714	2-3	.667	1-2	.500	1-10	11	4	0	1	0	2	13
D9	PRINCETON	1-0	29	8-12	.667	0-2	.000	1-1	1.000	3-5	8	1	0	1	0	3	17
D16	WAGNER	1-1	27	8-13	.615	3-6	.500	0-0	.000	0-3	3	2	0	0	0	1	19
D19	ST. FRANCIS BROOKLYN	1-1	31	6-13	.462	1-2	.500	0-2	.000	2-7	9	2	0	0	1	2	13
D22	SACRED HEART	1-1	27	7-12	.583	1-3	.333	0-0	.000	0-3	3	1	5	1	0	2	15
D29	• at Seton Hall	1-1	28	4-9	.444	0-2	.000	0-0	.000	1-6	7	3	0	0	1	2	8
J1	• No. 16 MARQUETTE	1-1	28	5-10	.500	0-3	.000	1-2	.500	2-1	3	1	3	1	0	1	11
J5	• at Georgetown	1-1	33	4-8	.500	0-2	.000	3-4	.750	0-9	9	2	5	2	1	6	11
J8	• at Villanova	1-1	34	5-8	.625	4-6	.667	0-0	.000	0-7	7	3	1	1	0	1	14
J12	• DePAUL	1-1	37	9-14	.643	3-5	.600	2-2	1.000	2-1	3	2	3	1	0	0	23
J16	• CREIGHTON	1-1	34	7-12	.583	1-3	.333	1-1	1.000	4-9	13	3	2	3	1	0	16

## Career Statistics

Year	G-GS	Min-Avg	FG-A	Pct.	3FG-A	Pct.	FT-A	Pct.	Off-Def	Reb-Avg	PF-O	Ast	TO	Blk	Stl	Pts-Avg
2018-19	18-16	574-31.9	108-194	.557	30-71	.423	22-35	.629	27-99	126-7.0	41-0	35	19	5	31	268-14.9
Career	18-16	574-31.9	108-194	.557	30-71	.423	22-35	.629	27-99	126-7.0	41-0	35	19	5	31	268-14.9



## 2018-19

- Made his season debut against UMES, playing two minutes (11/27)
- Played two minutes against St. Francis Brooklyn (12/19)

## 2017-18

- Made his St. John's debut against Molloy (11/20)
- Played the game's final minute and recorded a steal against Sacred Heart (12/2)

## 2015-2016 (Manhattan):

- Appeared in one game as a walk-on for the Jaspers at Saint Mary's.

## Before College

- Played two years of varsity basketball at Archbishop Molloy, located less than two miles from St. John's
- Helped lead the Stanners to a 2013 CHSAA J.V. City Championship.

## Personal

- Jason Ryan Camus... born in Queens, N.Y. ... son of Steven and Dawn Camus ... has two younger brothers, Matthew and Steven... majoring in business management... chose to play at St. John's because of its close location to home... says that he has always wanted to play basketball for the Johnnies... lists his parents as the people he admires most and Russell Westbrook as his favorite athlete... his uncle, Brian Camus, played baseball at Wagner... aspires to be an entrepreneur... said "I've lived in Queens my whole life and went to St. John's games every year as a kid. If I could play basketball anywhere in the country, I would still pick St. John's."

## Career Highs

Category	No.	Opponent (Date)
Points	-	-
FG	-	-
FGA	1	3x, last vs. UMES (11/27/18)
3FG	-	-
3FGA	1	2x, last vs. Sacred Heart (12/2/17)
FTM	-	-
FTA	-	-
Rebounds	-	-
Assists	-	-
Blocks	-	-
Steals	1	vs. Sacred Heart (12/2/17)
Minutes	3	vs. Molloy (11/20/17)

## Miscellaneous Statistics

Category	18-19	Career
Double-Figure Scoring	-	-
Last:	-	-
20-plus points	-	-
Last:	-	-
10-plus rebounds	-	-
Last:	-	-
Double-Doubles	-	-
Last:	-	-
5-plus blocks	-	-
Last:	-	-

## 2018-19 Game-By-Game Statistics

Date	Opponent	G-GS	Min	FG-A	Pct	3FG-A	Pct	FT-A	Pct	Off-Def	Reb	PF	Ast	TO	Blk	Stl	Pts
N6	LOYOLA MARYLAND	DNP															
N9	BOWLING GREEN	DNP															
N16	at Rutgers	DNP															
N19	vs. California	DNP															
N20	vs. VCU	DNP															
N27	UMES	1-0	2	0-1	.000	0-0	.000	0-0	.000	0-0	0	0	0	0	0	0	0
D1	vs. Georgia Tech	DNP															
D5	MOUNT ST. MARY'S	DNP															
D9	PRINCETON	DNP															
D16	WAGNER	DNP															
D19	ST. FRANCIS BROOKLYN	1-0	2	0-0	.000	0-0	.000	0-0	.000	0-0	0	0	0	0	0	0	0
D22	SACRED HEART	1-0	0+	0-0	.000	0-0	.000	0-0	.000	0-0	0	0	0	0	0	0	0
D29	• at Seton Hall	DNP															
J1	• No. 16 MARQUETTE	DNP															
J5	• at Georgetown	DNP															
J8	• at Villanova	DNP															
J12	• DePAUL	DNP															
J16	• CREIGHTON	DNP															

## Career Statistics

Year	G-GS	Min-Avg	FG-A	Pct.	3FG-A	Pct.	FT-A	Pct.	Off-Def	Reb-Avg	PF-O	Ast	TO	Blk	Stl	Pts-Avg
2017-18	2-0	4-2.0	0-2	.000	0-2	.000	0-0	.000	0-0	0-0.0	0-0	0	1	0	1	0-0.0
2018-19	3-0	4-1.3	0-1	.000	0-0	.000	0-0	.000	0-0	0-0.0	0-0	0	0	0	0	0-0.0
Career	5-0	8-1.6	0-3	.000	0-2	.000	0-0	.000	0-0	0-0.0	0-0	0	1	0	1	0-0.0



WE ARE NEW YORK'S TEAM.

# ELI WRIGHT

Owensboro, Ky./Mississippi State

Jr. • G  
6-5 • 195

40

## 2018-19

- Redshirting due to NCAA transfer regulations

## 2017-18 (at Mississippi State)

- Averaged 3.0 points and 2.2 rebounds in 13.8 minutes per game
- Saw action in 34 of the Bulldogs' 37 contests, helping lead Mississippi State to an appearance in the NIT semifinals at Madison Square Garden
- Finished in double figures one time, recording a career-high 12 points in the season opener against Alabama State
- Scored eight or more points four times
- Grabbed a career-best eight boards in 21 minutes of action against Ole Miss on Jan. 6 in addition to scoring five points

## 2016-17 (at Mississippi State)

- Played in 30 games and made one start for the Bulldogs as a rookie
- Averaged 3.5 points and 1.6 rebounds in 13.1 minutes of action per game
- Shot 52.9 percent from the floor (36-of-68) and sank 40.7 percent of his tries from deep (11-of-27)
- Shot 71.0 percent from the charity stripe (22-of-31)
- Reached double figures in back-to-back outings against Northwestern State (11) on Nov. 28 and Oregon State (10) on Dec. 1

## Before College

- A four-star prospect and a high school teammate of Sedee Keita at 22 Feet Academy in Greenville, S.C.
- Ranked 65th in the ESPN Top 100 for the class of 2016.

## Career Highs

Category	No.	Opponent (Date)
Points	12	vs. Alabama State (11/10/17)
FG	5	vs. Alabama State (11/10/17)
FGA	8	vs. Alabama State (11/10/17)
3FG	2	2x, last at Auburn (2/7/17)
3FGA	3	4x, last vs. Little Rock (12/20/17)
FTM	3	2x, last vs. Oregon State (12/1/16)
FTA	5	2x, last vs. Little Rock (12/20/17)
Rebounds	8	at Ole Miss (1/6/18)
Assists	4	vs. North Florida (12/30/17)
Blocks	1	11x, last vs. Nebraska (3/14/18)
Steals	2	4x, last at Louisville (3/20/18)
Minutes	32	vs. Northwestern State (11/28/16)

## Miscellaneous Statistics

Category	17-18	Career
Double-Figure Scoring	1	3
Last:	12 vs. Alabama State (11/10/17)	
20-plus points	-	-
Last:	-	-
10-plus rebounds	-	-
Last:	-	-
Double-Doubles	-	-
Last:	-	-

## 2017-18 Game-By-Game Statistics

Date	Opponent	G-GS	Min	FG-A	Pct	3FG-A	Pct	FT-A	Pct	Off-Def	Reb	PF	Ast	TO	Blk	Stl	Pts
N10	ALABAMA STATE	1-0	28	5-8	.625	1-3	.333	1-2	.500	3-3	6	3	2	0	1	0	12
N18	FLORIDA A&M	DNP															
N20	GREEN BAY	1-0	17	4-6	.667	0-2	.000	0-0	.000	4-0	4	2	1	1	0	0	8
N22	STEPHEN F. AUSTIN	1-0	17	0-3	.000	0-1	.000	0-0	.000	0-2	2	1	0	2	1	0	0
N26	JACKSONVILLE STATE	1-0	23	0-5	.000	0-2	.000	0-0	.000	2-4	6	0	0	1	0	0	0
N30	NORTH DAKOTA STATE	1-0	25	0-5	.000	0-3	.000	0-0	.000	0-2	2	1	2	0	0	0	0
D3	DAYTON	DNP															
D9	NORTH GEORGIA	DNP															
D12	at Cincinnati	1-0	16	0-3	.000	0-1	.000	0-0	.000	1-2	3	2	0	2	0	0	0
D16	UT MARTIN	1-0	15	3-7	.429	1-3	.333	2-3	.667	1-1	2	2	1	0	0	0	9
D20	LITTLE ROCK	1-0	19	2-5	.400	1-3	.333	2-5	.400	1-2	3	0	0	1	0	1	7
D23	vs. Southern Miss	1-0	16	1-2	.500	0-0	.000	0-0	.000	0-2	2	1	2	0	1	0	2
D30	NORTH FLORIDA	1-0	21	3-7	.429	0-2	.000	0-0	.000	3-2	5	1	4	0	0	0	6
J2	ARKANSAS	1-0	10	0-4	.000	0-0	.000	0-0	.000	0-0	0	0	0	0	0	0	0
J6	at Ole Miss	1-0	21	2-4	.500	1-2	.500	0-0	.000	3-5	8	2	1	2	0	0	5
J10	at Florida	1-0	23	2-6	.333	0-1	.000	1-2	.500	0-4	4	1	1	2	1	1	5
J13	AUBURN	1-0	8	0-2	.000	0-0	.000	0-0	.000	1-0	1	1	2	1	0	0	0
J16	VANDERBILT	1-0	21	2-3	.667	0-0	.000	1-1	1.000	1-0	1	1	2	0	0	1	5
J20	at Alabama	1-0	12	0-1	.000	0-0	.000	0-0	.000	0-2	2	2	0	0	0	0	0
J23	at Kentucky	1-0	11	1-2	.500	0-1	.000	2-2	1.000	1-0	1	1	1	0	0	0	4
J27	MISSOURI	1-0	9	2-3	.667	0-0	.000	0-0	.000	0-0	0	1	0	0	0	0	4
J31	at South Carolina	1-0	10	2-3	.667	1-1	1.000	0-0	.000	1-0	1	1	2	0	0	0	5
F3	GEORGIA	1-0	13	0-0	.000	0-0	.000	0-0	.000	0-1	1	1	1	0	0	0	0
F6	ALABAMA	1-0	8	0-0	.000	0-0	.000	2-2	1.000	1-1	2	1	0	2	1	1	2
F10	at Missouri	1-0	8	1-1	1.000	1-1	1.000	0-0	.000	0-1	1	1	1	0	0	0	3
F14	at Vanderbilt	1-0	9	1-2	.500	0-0	.000	0-0	.000	0-2	2	1	2	0	0	0	2
F17	OLE MISS	1-0	10	0-1	.000	0-0	.000	0-0	.000	0-1	1	0	1	1	1	0	0
F20	at Texas A&M	1-0	7	1-1	1.000	0-0	.000	1-1	1.000	0-1	1	2	0	1	0	0	3
F24	SOUTH CAROLINA	1-0	14	3-3	1.000	0-0	.000	2-3	.667	0-0	0	0	1	1	0	0	8
F27	TENNESSEE	1-0	11	1-1	1.000	0-0	.000	0-0	.000	0-2	2	3	0	0	1	0	2
M3	at LSU	1-0	7	1-2	.500	0-1	.000	0-0	.000	0-0	0	0	0	1	0	1	2
M8	vs. LSU	1-0	7	1-1	1.000	0-0	.000	0-0	.000	2-0	2	1	0	0	0	0	2
M9	vs. Tennessee	1-0	13	1-2	.500	0-0	.000	0-1	.000	0-2	2	3	0	1	0	2	2
M14	NEBRASKA	1-0	18	1-5	.200	0-1	.000	0-0	.000	0-4	4	2	0	2	1	0	2
M18	at Baylor	1-0	7	0-1	.000	0-0	.000	0-0	.000	1-0	1	0	1	0	0	0	0
M20	at Louisville	1-0	13	1-1	1.000	0-0	.000	0-0	.000	1-0	1	2	2	0	0	2	2
M27	vs. Penn State	1-0	2	0-2	.000	0-0	.000	0-0	.000	0-1	1	1	0	0	0	0	0

## Career Statistics

Year	G-GS	Min-Avg	FG-A	Pct.	3FG-A	Pct.	FT-A	Pct.	Off-Def	Reb-Avg	PF-O	Ast	TO	Blk	Stl	Pts-Avg
2016-17	30-1	392-13.1	36-68	.529	11-27	.407	22-31	.710	14-33	47-1.6	50-1	7	16	3	11	105-3.5
2017-18	34-0	469-13.8	41-102	.402	6-28	.214	14-22	.636	27-47	74-2.2	41-0	30	21	8	9	102-3.0
Career	64-1	861-13.5	77-170	.453	17-55	.309	36-53	.679	41-80	121-1.9	91-1	37	37	11	20	207-3.2



## 2018-19 Results

**Overall: 15-3 • BIG EAST: 3-3 • Home: 10-1 • Away: 2-2 • Neutral: 3-0**

DATE	OPPONENT	RANK	W/L	SCORE	ATTEND	HIGH POINTS	HIGH REBOUNDS	HIGH ASSISTS
Nov. 6	LOYOLA MARYLAND	-/-	W	76-55	4,863	Ponds (20)	Figueroa (8)	Ponds (4)
Nov. 9	BOWLING GREEN	-/-	W	84-80	5,174	Heron (26)	Heron (6)	Simon (6)
Nov. 16	at Rutgers	-/-	W	84-65	7,102	Heron (27)	Figueroa (11)	Ponds (6)
Nov. 19	vs. California	-/-	W	82-79	5,967	Ponds (32)	Clark (8)	Ponds (5)
Nov. 20	vs. VCU	-/-	W (OT)	87-86	5,453	Ponds (35)	Figueroa (9)	Ponds (7)
Nov. 27	UMES	-/-	W	85-64	4,727	Figueroa (25)	Figueroa (13)	Ponds (6)
Dec. 1	vs. Georgia Tech	-/-	W	76-73	5,749	Ponds (37)	Simon (7)	Heron (3)
Dec. 5	MOUNT ST. MARY'S	-/-	W	85-71	4,928	Clark (21)	Figueroa (11)	Ponds (7)
								Simon (7)
Dec. 9	PRINCETON	-/-	W	89-74	10,078	Ponds (26)	Clark (8)	Ponds (5)
							Figueroa (8)	
Dec. 16	WAGNER	-/-	W	73-58	5,602	Figueroa (19)	Ponds (9)	Ponds (14)
Dec. 19	ST. FRANCIS BROOKLYN	-/-	W	86-52	5,151	Dixon (13)	Figueroa (9)	Ponds (5)
						Figueroa (13)		
Dec. 22	SACRED HEART	-/-	W	104-82	5,602	Clark (23)	Clark (6)	Ponds (9)
						Heron (23)		
Dec. 29	• at Seton Hall	RV/RV	L	74-76	10,481	Heron (19)	Figueroa (7)	Ponds (7)
Jan. 1	• MARQUETTE	16/18	W	89-69	5,602	Ponds (26)	Heron (8)	Ponds (5)
Jan. 5	• at Georgetown	-/-	W (OT)	97-94	11,115	Ponds (37)	Figueroa (9)	Ponds (6)
							Simon (9)	Simon (6)
Jan. 8	• at Villanova	RV/RV	L	71-76	6,501	Ponds (23)	Figueroa (7)	Simon (9)
Jan. 12	• DePAUL	-/-	L	71-79	5,602	Figueroa (23)	Clark (12)	Simon (7)
Jan. 16	• CREIGHTON	-/-	W	81-66	5,602	Ponds (22)	Clark (10)	Ponds (5)





## 2018-19 Statistics

		/---TOTAL---/						/---3-PTS---/						/---REBOUNDS---/												
##	Player	GP	GS	Min	Avg	FG	FGA	Pct	3FG	FGA	Pct	FT	FTA	Pct	Off	Def	Tot	Avg	PF	FO	A	TO	Blk	Stl	Pts	Avg
02	PONDS, Shamorie	17	17	582	34.2	115	233	.494	38	94	.404	83	103	.806	15	58	73	4.3	30	0	101	33	5	45	351	20.6
14	HERON, Mustapha	18	18	568	31.6	93	201	.463	32	71	.451	53	69	.768	22	64	86	4.8	61	3	30	42	4	20	271	15.1
30	FIGUEROA, LJ	18	16	574	31.9	108	194	.557	30	71	.423	22	35	.629	27	99	126	7.0	41	0	35	19	5	31	268	14.9
13	CLARK II, Marvin	18	17	537	29.8	71	157	.452	41	105	.390	42	52	.808	15	90	105	5.8	64	6	26	32	10	19	225	12.5
05	SIMON, Justin	18	17	604	33.6	83	169	.491	7	23	.304	29	52	.558	20	74	94	5.2	47	3	67	35	10	27	202	11.2
03	x-DIXON, Mikey	14	1	243	17.4	31	67	.463	13	30	.433	7	16	.438	4	14	18	1.3	16	0	15	10	1	9	82	5.9
12	TRIMBLE JR, Bryan	18	2	291	16.2	13	38	.342	12	37	.324	2	2	1.000	2	29	31	1.7	32	0	4	7	7	3	40	2.2
04	WILLIAMS JR, Greg	14	1	108	7.7	12	20	.600	1	7	.143	5	6	.833	5	7	12	0.9	16	0	5	7	1	2	30	2.1
10	EARLINGTON, M.	8	0	23	2.9	5	11	.455	1	4	.250	0	3	.000	5	6	11	1.4	3	0	0	2	0	1	11	1.4
23	COLE, Justin	3	0	4	1.3	1	1	1.000	0	0	.000	1	2	.500	0	0	0	0.0	0	0	0	0	0	0	3	1.0
0	KEITA, Sedee	7	1	84	12.0	3	11	.273	0	1	.000	1	3	.333	3	7	10	1.4	13	1	2	3	7	0	7	1.0
01	ROBERTS, Josh	8	0	26	3.3	2	7	.286	0	0	.000	0	3	.000	3	7	10	1.3	7	0	0	0	3	0	4	0.5
32	CAMUS, Jay	3	0	4	1.3	0	1	.000	0	0	.000	0	0	.000	0	0	0	0.0	0	0	0	0	0	0	0	0.0
24	LAWRENCE, Brandon	2	0	2	1.0	0	0	.000	0	0	.000	0	2	.000	0	0	0	0.0	0	0	0	0	0	1	0	0.0
TM	TEAM.....														15	30	45	2.5	0			2			0	
	Total.....	18				537	1110	.484	175	443	.395	245	348	.704	136	485	621	34.5	330	13	285	192	53	158	1494	83.0
	Opponents.....	18				442	1056	.419	151	450	.336	264	379	.697	176	490	666	37.0	315	-	232	281	42	95	1299	72.2

x-Inactive player

SCORE BY PERIODS:	1st	2nd	OT	Total
St. John's	709	759	26	1494
Opponents	593	684	22	1299

### Team Statistics

Team Statistics	SJU	OPP
SCORING	1494	1299
Points per game	83.0	72.2
Scoring margin	+10.8	-
FIELD GOALS-ATT	537-1110	442-1056
Field goal pct	.484	.419
3 POINT FG-ATT	175-443	151-450
3-point FG pct	.395	.336
3-pt FG made per game	9.7	8.4
FREE THROWS-ATT	245-348	264-379
Free throw pct	.704	.697
F-Throws made per game	13.6	14.7
REBOUNDS	621	666
Rebounds per game	34.5	37.0
Rebounding margin	-2.5	-
ASSISTS	285	232
Assists per game	15.8	12.9
TURNOVERS	192	281
Turnovers per game	10.7	15.6
Turnover margin	+4.9	-
Assist/turnover ratio	1.5	0.8
STEALS	158	95
Steals per game	8.8	5.3
BLOCKS	53	42
Blocks per game	2.9	2.3
WINNING STREAK	1	-
Home win streak	1	-
ATTENDANCE	62931	52368
Home games-Avg/Game	11-5721	4-8800
Neutral site-Avg/Game	-	3-5723

### Category Leaders

SCORING AVERAGE	G	Pts	Avg/G
PONDS, Shamorie	17	351	20.6
HERON, Mustapha	18	271	15.1
FIGUEROA, LJ	18	268	14.9
CLARK II, Marvin	18	225	12.5
SIMON, Justin	18	202	11.2
FG PERCENTAGE	FG	ATT	Pct
WILLIAMS JR, Greg	12	20	.600
FIGUEROA, LJ	108	194	.557
PONDS, Shamorie	115	233	.494
SIMON, Justin	83	169	.491
x-DIXON, Mikey	31	67	.463
3-POINT PERCENTAGE	3FG	ATT	Pct
HERON, Mustapha	32	71	.451
x-DIXON, Mikey	13	30	.433
FIGUEROA, LJ	30	71	.423
PONDS, Shamorie	38	94	.404
CLARK II, Marvin	41	105	.390
3-POINT FGS MADE	G	Made	Made/G
CLARK II, Marvin	18	41	2.3
PONDS, Shamorie	17	38	2.2
HERON, Mustapha	18	32	1.8
FIGUEROA, LJ	18	30	1.7
FT PERCENTAGE	FT	ATT	Pct
CLARK II, Marvin	42	52	.808
PONDS, Shamorie	83	103	.806
HERON, Mustapha	53	69	.768
FIGUEROA, LJ	22	35	.629
SIMON, Justin	29	52	.558
REBOUND AVERAGE	G	Reb	Avg/G
FIGUEROA, LJ	18	126	7.0
CLARK II, Marvin	18	105	5.8
SIMON, Justin	18	94	5.2
HERON, Mustapha	18	86	4.8
PONDS, Shamorie	17	73	4.3
ASSISTS	G	No.	A/G
PONDS, Shamorie	17	101	5.9
SIMON, Justin	18	67	3.7
FIGUEROA, LJ	18	35	1.9
HERON, Mustapha	18	30	1.7
CLARK II, Marvin	18	26	1.4
STEALS	G	No.	S/G
PONDS, Shamorie	17	45	2.6
FIGUEROA, LJ	18	31	1.7
SIMON, Justin	18	27	1.5
HERON, Mustapha	18	20	1.1
CLARK II, Marvin	18	19	1.1
BLOCKED SHOTS	G	No.	Blk/G
CLARK II, Marvin	18	10	0.6
SIMON, Justin	18	10	0.6
KEITA, Sedee	7	7	1.0
TRIMBLE JR, Bryan	18	7	0.4
PONDS, Shamorie	17	5	0.3
FIGUEROA, LJ	18	5	0.3



# 2018-19 BIG EAST Statistics

#	Player	GP	GS	Min	Avg	/---TOTAL---			/---3-PTS---			FT	FTA	Pct	/---REBOUNDS---										Pts	Avg
						FG	FGA	Pct	3FG	FGA	Pct				Off	Def	Tot	Avg	PF	FO	A	TO	Blk	Stl		
02	PONDS, Shamorie	5	5	189	37.8	36	83	.434	17	38	.447	27	39	.692	1	18	19	3.8	12	0	29	14	0	15	116	23.2
05	SIMON, Justin	6	6	222	37.0	40	82	.488	3	11	.273	8	16	.500	9	24	33	5.5	20	2	31	14	4	10	91	15.2
14	HERON, Mustapha	6	6	192	32.0	29	61	.475	10	26	.385	16	19	.842	6	17	23	3.8	24	2	4	12	2	6	84	14.0
30	FIGUEROA, LJ	6	6	194	32.3	34	61	.557	8	21	.381	7	9	.778	9	33	42	7.0	14	0	14	8	3	10	83	13.8
13	CLARK II, Marvin	6	6	192	32.0	27	55	.491	14	36	.389	10	11	.909	6	36	42	7.0	24	3	4	7	2	6	78	13.0
12	TRIMBLE JR, Bryan	6	1	116	19.3	4	10	.400	4	10	.400	2	2	1.000	0	11	11	1.8	8	0	2	1	3	1	14	2.3
04	WILLIAMS JR, Greg	5	0	37	7.4	5	9	.556	0	3	.000	0	0	.000	2	3	5	1.0	3	0	2	2	1	0	10	2.0
0	KEITA, Sedee	5	0	71	14.2	3	10	.300	0	1	.000	1	3	.333	3	3	6	1.2	8	0	2	3	6	0	7	1.4
10	EARLINGTON, M.	2	0	2	1.0	0	0	.000	0	0	.000	0	0	.000	0	1	1	0.5	0	0	0	0	0	0	0	0.0
01	ROBERTS, Josh	2	0	2	1.0	0	1	.000	0	0	.000	0	0	.000	0	1	1	0.5	0	0	0	0	0	0	0	0.0
03	x-DIXON, Mikey	2	0	8	4.0	0	0	.000	0	0	.000	0	0	.000	0	0	0	0.0	3	0	1	1	0	0	0	0.0
TM	TEAM.....														7	11	18	3.0	0			1			0	
	Total.....	6				178	372	.478	56	146	.384	71	99	.717	43	158	201	33.5	116	7	89	63	21	48	483	80.5
	Opponents.....	6				161	375	.429	48	152	.316	90	130	.692	73	168	241	40.2	97	-	93	77	16	28	460	76.7

x-Inactive player

SCORE BY PERIODS:	1st	2nd	OT	Total
St. John's	234	237	12	483
Opponents	205	246	9	460

## Team Statistics

Team Statistics	SJU	OPP
SCORING	483	460
Points per game	80.5	76.7
Scoring margin	+3.8	-
FIELD GOALS-ATT	178-372	161-375
Field goal pct	.478	.429
3 POINT FG-ATT	56-146	48-152
3-point FG pct	.384	.316
3-pt FG made per game	9.3	8.0
FREE THROWS-ATT	71-99	90-130
Free throw pct	.717	.692
F-Throws made per game	11.8	15.0
REBOUNDS	201	241
Rebounds per game	33.5	40.2
Rebounding margin	-6.7	-
ASSISTS	89	93
Assists per game	14.8	15.5
TURNOVERS	63	77
Turnovers per game	10.5	12.8
Turnover margin	+2.3	-
Assist/turnover ratio	1.4	1.2
STEALS	48	28
Steals per game	8.0	4.7
BLOCKS	21	16
Blocks per game	3.5	2.7
WINNING STREAK	1	-
Home win streak	1	-
ATTENDANCE	16806	28097
Home games-Avg/Game	3-5602	3-9366
Neutral site-Avg/Game	-	0-0

## Category Leaders

SCORING AVERAGE	G	Pts	Avg/G	REBOUND AVERAGE	G	Reb	Avg/G
PONDS, Shamorie	5	116	23.2	FIGUEROA, LJ	6	42	7.0
SIMON, Justin	6	91	15.2	CLARK II, Marvin	6	42	7.0
HERON, Mustapha	6	84	14.0	SIMON, Justin	6	33	5.5
FIGUEROA, LJ	6	83	13.8	HERON, Mustapha	6	23	3.8
CLARK II, Marvin	6	78	13.0	PONDS, Shamorie	5	19	3.8
FG PERCENTAGE	FG	ATT	Pct	ASSISTS	G	No.	A/G
FIGUEROA, LJ	34	61	.557	SIMON, Justin	6	31	5.2
WILLIAMS JR, Greg	5	9	.556	PONDS, Shamorie	5	29	5.8
CLARK II, Marvin	27	55	.491	FIGUEROA, LJ	6	14	2.3
SIMON, Justin	40	82	.488	CLARK II, Marvin	6	4	0.7
HERON, Mustapha	29	61	.475	HERON, Mustapha	6	4	0.7
3-POINT PERCENTAGE	3FG	ATT	Pct	STEALS	G	No.	S/G
PONDS, Shamorie	17	38	.447	PONDS, Shamorie	5	15	3.0
TRIMBLE JR, Bryan	4	10	.400	FIGUEROA, LJ	6	10	1.7
CLARK II, Marvin	14	36	.389	SIMON, Justin	6	10	1.7
HERON, Mustapha	10	26	.385	CLARK II, Marvin	6	6	1.0
FIGUEROA, LJ	8	21	.381	HERON, Mustapha	6	6	1.0
3-POINT FGS MADE	G	Made	Made/G	BLOCKED SHOTS	G	No.	Blk/G
PONDS, Shamorie	5	17	3.4	KEITA, Sedee	5	6	1.2
CLARK II, Marvin	6	14	2.3	SIMON, Justin	6	4	0.7
HERON, Mustapha	6	10	1.7	FIGUEROA, LJ	6	3	0.5
FIGUEROA, LJ	6	8	1.3	TRIMBLE JR, Bryan	6	3	0.5
TRIMBLE JR, Bryan	6	4	0.7	CLARK II, Marvin	6	2	0.3
HERON, Mustapha	6	2	0.3	HERON, Mustapha	6	2	0.3
FT PERCENTAGE	FT	ATT	Pct				
TRIMBLE JR, Bryan	2	2	1.000				
CLARK II, Marvin	10	11	.909				
HERON, Mustapha	16	19	.842				
FIGUEROA, LJ	7	9	.778				
PONDS, Shamorie	27	39	.692				



## 2018-19 Game-By-Game Statistics

TEAMS	FG-FGA	Pct	3PM-3PA	Pct	FTM-FTA	Pct	O-D	REB	PF	AST	TO	BLK	STL	1H	2H	OT	PTS
Loyola Maryland	15-44	.341	3-12	.250	22-32	.688	7-30	37	17	7	24	0	11	23	32	-	55
<b>St. John's</b>	<b>29-65</b>	<b>.446</b>	<b>7-22</b>	<b>.318</b>	<b>11-15</b>	<b>.733</b>	<b>9-26</b>	<b>35</b>	<b>26</b>	<b>13</b>	<b>18</b>	<b>2</b>	<b>13</b>	<b>48</b>	<b>28</b>	-	<b>76</b>
Bowling Green	25-50	.500	11-23	.478	19-28	.679	6-32	38	23	12	20	0	3	39	41	-	80
<b>St. John's</b>	<b>30-65</b>	<b>.462</b>	<b>9-23</b>	<b>.391</b>	<b>15-24</b>	<b>.625</b>	<b>7-21</b>	<b>28</b>	<b>20</b>	<b>14</b>	<b>8</b>	<b>1</b>	<b>9</b>	<b>37</b>	<b>47</b>	-	<b>84</b>
at Rutgers	22-63	.349	7-26	.269	14-25	.560	15-27	42	16	12	14	2	4	27	38	-	65
<b>St. John's</b>	<b>28-60</b>	<b>.467</b>	<b>16-32</b>	<b>.500</b>	<b>12-16</b>	<b>.750</b>	<b>8-31</b>	<b>39</b>	<b>20</b>	<b>19</b>	<b>10</b>	<b>5</b>	<b>6</b>	<b>38</b>	<b>46</b>	-	<b>84</b>
vs. California	29-51	.569	8-18	.444	13-16	.813	3-20	23	17	10	12	3	5	31	48	-	79
<b>St. John's</b>	<b>29-53</b>	<b>.547</b>	<b>8-21</b>	<b>.381</b>	<b>16-19</b>	<b>.842</b>	<b>6-21</b>	<b>27</b>	<b>15</b>	<b>15</b>	<b>11</b>	<b>3</b>	<b>5</b>	<b>38</b>	<b>44</b>	-	<b>82</b>
vs. VCU	26-62	.419	13-34	.382	21-27	.778	10-35	45	25	16	22	4	5	36	37	13	86
<b>St. John's</b>	<b>31-73</b>	<b>.425</b>	<b>6-22</b>	<b>.273</b>	<b>19-24</b>	<b>.792</b>	<b>10-26</b>	<b>36</b>	<b>21</b>	<b>16</b>	<b>9</b>	<b>1</b>	<b>14</b>	<b>31</b>	<b>42</b>	<b>14</b>	<b>87</b>
UMES	22-58	.379	10-24	.417	10-15	.667	3-28	31	14	10	12	0	7	28	36	-	64
<b>St. John's</b>	<b>31-64</b>	<b>.484</b>	<b>12-33</b>	<b>.364</b>	<b>11-16</b>	<b>.688</b>	<b>8-35</b>	<b>43</b>	<b>14</b>	<b>20</b>	<b>10</b>	<b>3</b>	<b>7</b>	<b>53</b>	<b>33</b>	-	<b>85</b>
vs. Georgia Tech	24-53	.453	4-21	.190	21-24	.875	8-27	35	25	12	16	5	4	38	35	-	73
<b>St. John's</b>	<b>22-58</b>	<b>.379</b>	<b>5-19</b>	<b>.263</b>	<b>27-35</b>	<b>.771</b>	<b>10-20</b>	<b>30</b>	<b>22</b>	<b>8</b>	<b>5</b>	<b>0</b>	<b>6</b>	<b>29</b>	<b>47</b>	-	<b>76</b>
Mount St. Mary's	25-60	.417	12-31	.387	9-14	.643	9-22	31	13	12	14	1	5	37	34	-	71
<b>St. John's</b>	<b>31-54</b>	<b>.574</b>	<b>13-27</b>	<b>.481</b>	<b>10-16</b>	<b>.625</b>	<b>4-27</b>	<b>31</b>	<b>13</b>	<b>18</b>	<b>12</b>	<b>4</b>	<b>6</b>	<b>42</b>	<b>43</b>	-	<b>85</b>
Princeton	28-63	.444	13-31	.419	5-6	.833	7-22	29	15	15	20	2	8	38	36	-	74
<b>St. John's</b>	<b>34-61</b>	<b>.557</b>	<b>7-18</b>	<b>.389</b>	<b>14-21</b>	<b>.667</b>	<b>9-29</b>	<b>38</b>	<b>9</b>	<b>14</b>	<b>14</b>	<b>3</b>	<b>16</b>	<b>41</b>	<b>48</b>	-	<b>89</b>
Wagner	18-54	.333	9-29	.310	13-23	.565	12-27	39	22	9	16	3	8	28	30	-	58
<b>St. John's</b>	<b>22-49</b>	<b>.449</b>	<b>12-25</b>	<b>.480</b>	<b>17-28</b>	<b>.607</b>	<b>6-29</b>	<b>35</b>	<b>19</b>	<b>18</b>	<b>15</b>	<b>2</b>	<b>8</b>	<b>29</b>	<b>44</b>	-	<b>73</b>
St. Francis Brooklyn	18-65	.277	5-30	.167	11-15	.733	12-23	35	17	9	14	4	4	25	27	-	52
<b>St. John's</b>	<b>34-63</b>	<b>.540</b>	<b>7-17</b>	<b>.412</b>	<b>11-22</b>	<b>.500</b>	<b>10-39</b>	<b>49</b>	<b>16</b>	<b>13</b>	<b>9</b>	<b>6</b>	<b>7</b>	<b>37</b>	<b>49</b>	-	<b>86</b>
Sacred Heart	29-58	.500	8-19	.421	16-24	.667	11-29	40	14	15	20	2	3	38	44	-	82
<b>St. John's</b>	<b>38-73</b>	<b>.521</b>	<b>17-38</b>	<b>.447</b>	<b>11-13</b>	<b>.846</b>	<b>6-23</b>	<b>29</b>	<b>19</b>	<b>28</b>	<b>8</b>	<b>2</b>	<b>13</b>	<b>53</b>	<b>51</b>	-	<b>104</b>
• at Seton Hall	27-64	.422	4-18	.222	18-25	.720	15-31	46	14	17	16	4	3	36	40	-	76
<b>St. John's</b>	<b>25-58</b>	<b>.431</b>	<b>9-25</b>	<b>.360</b>	<b>15-18</b>	<b>.833</b>	<b>5-25</b>	<b>30</b>	<b>24</b>	<b>13</b>	<b>13</b>	<b>2</b>	<b>12</b>	<b>45</b>	<b>29</b>	-	<b>74</b>
• No. 16/18 Marquette	26-62	.419	6-21	.286	11-18	.611	10-25	35	22	13	12	0	4	31	38	-	69
<b>St. John's</b>	<b>30-56</b>	<b>.536</b>	<b>11-24</b>	<b>.458</b>	<b>18-24</b>	<b>.750</b>	<b>6-29</b>	<b>35</b>	<b>16</b>	<b>13</b>	<b>11</b>	<b>5</b>	<b>6</b>	<b>39</b>	<b>50</b>	-	<b>89</b>
• at Georgetown	29-70	.414	11-34	.324	25-33	.758	18-29	47	21	23	17	4	5	39	46	9	94
<b>St. John's</b>	<b>35-67</b>	<b>.522</b>	<b>11-27</b>	<b>.407</b>	<b>16-25</b>	<b>.640</b>	<b>7-25</b>	<b>32</b>	<b>24</b>	<b>23</b>	<b>11</b>	<b>4</b>	<b>15</b>	<b>42</b>	<b>43</b>	<b>12</b>	<b>97</b>
• at Villanova	24-54	.444	12-32	.375	16-22	.727	9-30	39	10	14	10	2	5	34	42	-	76
<b>St. John's</b>	<b>26-61</b>	<b>.426</b>	<b>13-35</b>	<b>.371</b>	<b>6-8</b>	<b>.750</b>	<b>5-23</b>	<b>28</b>	<b>18</b>	<b>17</b>	<b>8</b>	<b>2</b>	<b>6</b>	<b>39</b>	<b>32</b>	-	<b>71</b>
• DePaul	29-65	.446	4-12	.333	17-28	.607	14-29	43	9	7	9	2	6	31	48	-	79
<b>St. John's</b>	<b>31-65</b>	<b>.477</b>	<b>5-19</b>	<b>.263</b>	<b>4-6</b>	<b>.667</b>	<b>6-28</b>	<b>34</b>	<b>21</b>	<b>10</b>	<b>11</b>	<b>7</b>	<b>3</b>	<b>30</b>	<b>41</b>	-	<b>71</b>
• Creighton	26-60	.433	11-35	.314	3-4	.750	7-24	31	21	19	13	4	5	34	32	-	66
<b>St. John's</b>	<b>31-65</b>	<b>.477</b>	<b>7-16</b>	<b>.438</b>	<b>12-18</b>	<b>.667</b>	<b>14-28</b>	<b>42</b>	<b>13</b>	<b>13</b>	<b>9</b>	<b>1</b>	<b>6</b>	<b>39</b>	<b>42</b>	-	<b>81</b>



## 2018-19 Team/Opp Highs/Lows

### ST. JOHN'S - GAME HIGHS

POINTS	104	SACRED HEART (12/22/18)
	97	AT GEORGETOWN (1/5/19)
	89	MARQUETTE (1/1/19)
	89	PRINCETON (12/9/18)
	87	VS VCU (11/20/18)
FIELD GOALS MADE	38	SACRED HEART (12/22/18)
	35	AT GEORGETOWN (1/5/19)
FIELD GOAL ATTEMPTS	73	SACRED HEART (12/22/18)
	73	VS VCU (11/20/18)
FIELD GOAL PERCENTAGE	.574 (31-54)	MOUNT ST. MARY'S (12/5/18)
	.557 (34-61)	PRINCETON (12/9/18)
3 PT FIELD GOALS MADE	17	SACRED HEART (12/22/18)
	16	AT RUTGERS (11/16/18)
3 PT FG ATTEMPTS	38	SACRED HEART (12/22/18)
	35	AT VILLANOVA (1/8/19)
3 PT FG PERCENTAGE	.500 (16-32)	AT RUTGERS (11/16/18)
	.481 (13-27)	MOUNT ST. MARY'S (12/5/18)
FREE THROWS MADE	27	VS GEORGIA TECH (12/1/18)
	19	VS VCU (11/20/18)
FREE THROW ATTEMPTS	35	VS GEORGIA TECH (12/1/18)
	28	WAGNER (12/16/18)
FREE THROW PERCENTAGE	.846 (11-13)	SACRED HEART (12/22/18)
	.842 (16-19)	VS CALIFORNIA (11/19/18)
REBOUNDS	49	ST. FRANCIS BROOKLYN (12/19/18)
	43	UMES (11/27/18)
ASSISTS	28	SACRED HEART (12/22/18)
	23	AT GEORGETOWN (1/5/19)
STEALS	16	PRINCETON (12/9/18)
	15	AT GEORGETOWN (1/5/19)
BLOCKED SHOTS	7	DEPAUL (1/12/19)
	6	ST. FRANCIS BROOKLYN (12/19/18)
TURNOVERS	18	LOYOLA MARYLAND (11/6/18)
	15	WAGNER (12/16/18)
FOULS	26	LOYOLA MARYLAND (11/6/18)
	24	AT GEORGETOWN (1/5/19)
	24	AT SETON HALL (12/29/18)

### OPPONENT - GAME HIGHS

POINTS	94	at Georgetown (1/5/19)
	86	vs VCU (11/20/18)
	82	SACRED HEART (12/22/18)
	80	BOWLING GREEN (11/9/18)
	79	DEPAUL (1/12/19)
	79	vs California (11/19/18)
FIELD GOALS MADE	29	DEPAUL (1/12/19)
	29	at Georgetown (1/5/19)
	29	SACRED HEART (12/22/18)
	29	vs California (11/19/18)
FIELD GOAL ATTEMPTS	70	at Georgetown (1/5/19)
	65	DEPAUL (1/12/19)
	65	ST. FRANCIS BROOKLYN (12/19/18)
FIELD GOAL PERCENTAGE	.569 (29-51)	vs California (11/19/18)
	.500 (29-58)	SACRED HEART (12/22/18)
	.500 (25-50)	BOWLING GREEN (11/9/18)
3 PT FIELD GOALS MADE	13	PRINCETON (12/9/18)
	13	vs VCU (11/20/18)
3 PT FG ATTEMPTS	35	CREIGHTON (1/16/19)
	34	at Georgetown (1/5/19)
	34	vs VCU (11/20/18)
3 PT FG PERCENTAGE	.478 (11-23)	BOWLING GREEN (11/9/18)
	.444 (8-18)	vs California (11/19/18)
FREE THROWS MADE	25	at Georgetown (1/5/19)
	22	LOYOLA MARYLAND (11/6/18)
FREE THROW ATTEMPTS	33	at Georgetown (1/5/19)
	32	LOYOLA MARYLAND (11/6/18)
FREE THROW PERCENTAGE	.875 (21-24)	vs Georgia Tech (12/1/18)
	.833 (5-6)	PRINCETON (12/9/18)
REBOUNDS	47	at Georgetown (1/5/19)
	46	at Seton Hall (12/29/18)
ASSISTS	23	at Georgetown (1/5/19)
	19	CREIGHTON (1/16/19)
STEALS	11	LOYOLA MARYLAND (11/6/18)
	8	WAGNER (12/16/18)
	8	PRINCETON (12/9/18)
BLOCKED SHOTS	5	vs Georgia Tech (12/1/18)
	4	CREIGHTON (1/16/19)
	4	at Georgetown (1/5/19)
	4	at Seton Hall (12/29/18)
	4	ST. FRANCIS BROOKLYN (12/19/18)
	4	vs VCU (11/20/18)
TURNOVERS	24	LOYOLA MARYLAND (11/6/18)
	22	vs VCU (11/20/18)
FOULS	25	vs Georgia Tech (12/1/18)
	25	vs VCU (11/20/18)

### ST. JOHN'S - GAME LOWS

POINTS	71	AT VILLANOVA (1/8/19)
	71	DEPAUL (1/12/19)
	73	WAGNER (12/16/18)
	74	AT SETON HALL (12/29/18)
	76	LOYOLA MARYLAND (11/6/18)
	76	VS GEORGIA TECH (12/1/18)
FIELD GOALS MADE	22	VS GEORGIA TECH (12/1/18)
	22	WAGNER (12/16/18)
FIELD GOAL ATTEMPTS	49	WAGNER (12/16/18)
	53	VS CALIFORNIA (11/19/18)
FIELD GOAL PERCENTAGE	.379 (22-58)	VS GEORGIA TECH (12/1/18)
	.425 (31-73)	VS VCU (11/20/18)
3 PT FIELD GOALS MADE	5	VS GEORGIA TECH (12/1/18)
	5	DEPAUL (1/12/19)
3 PT FG ATTEMPTS	16	CREIGHTON (1/16/19)
	17	ST. FRANCIS BROOKLYN (12/19/18)
3 PT FG PERCENTAGE	.263 (5-19)	VS GEORGIA TECH (12/1/18)
	.263 (5-19)	DEPAUL (1/12/19)
FREE THROWS MADE	4	DEPAUL (1/12/19)
	6	AT VILLANOVA (1/8/19)
FREE THROW ATTEMPTS	6	DEPAUL (1/12/19)
	8	AT VILLANOVA (1/8/19)
FREE THROW PERCENTAGE	.500 (11-22)	ST. FRANCIS BROOKLYN (12/19/18)
	.607 (17-28)	WAGNER (12/16/18)
REBOUNDS	27	VS CALIFORNIA (11/19/18)
	28	BOWLING GREEN (11/9/18)
	28	AT VILLANOVA (1/8/19)
ASSISTS	8	VS GEORGIA TECH (12/1/18)
	10	DEPAUL (1/12/19)
STEALS	3	DEPAUL (1/12/19)
	5	VS CALIFORNIA (11/19/18)
BLOCKED SHOTS	0	VS GEORGIA TECH (12/1/18)
	1	BOWLING GREEN (11/9/18)
	1	VS VCU (11/20/18)
	1	CREIGHTON (1/16/19)
TURNOVERS	5	VS GEORGIA TECH (12/1/18)
	8	BOWLING GREEN (11/9/18)
	8	SACRED HEART (12/22/18)
	8	AT VILLANOVA (1/8/19)
FOULS	9	PRINCETON (12/9/18)
	13	MOUNT ST. MARY'S (12/5/18)
	13	CREIGHTON (1/16/19)

### OPPONENT - GAME LOWS

POINTS	52	ST. FRANCIS BROOKLYN (12/19/18)
	55	LOYOLA MARYLAND (11/6/18)
	58	WAGNER (12/16/18)
	64	UMES (11/27/18)
	65	at Rutgers (11/16/18)
FIELD GOALS MADE	15	LOYOLA MARYLAND (11/6/18)
	18	WAGNER (12/16/18)
	18	ST. FRANCIS BROOKLYN (12/19/18)
FIELD GOAL ATTEMPTS	44	LOYOLA MARYLAND (11/6/18)
	50	BOWLING GREEN (11/9/18)
FIELD GOAL PERCENTAGE	.277 (18-65)	ST. FRANCIS BROOKLYN (12/19/18)
	.333 (18-54)	WAGNER (12/16/18)
3 PT FIELD GOALS MADE	3	LOYOLA MARYLAND (11/6/18)
	4	vs Georgia Tech (12/1/18)
	4	at Seton Hall (12/29/18)
	4	DEPAUL (1/12/19)
3 PT FG ATTEMPTS	12	LOYOLA MARYLAND (11/6/18)
	12	DEPAUL (1/12/19)
3 PT FG PERCENTAGE	.167 (5-30)	ST. FRANCIS BROOKLYN (12/19/18)
	.190 (4-21)	vs Georgia Tech (12/1/18)
FREE THROWS MADE	3	CREIGHTON (1/16/19)
	5	PRINCETON (12/9/18)
FREE THROW ATTEMPTS	4	CREIGHTON (1/16/19)
	6	PRINCETON (12/9/18)
FREE THROW PERCENTAGE	.560 (14-25)	at Rutgers (11/16/18)
	.565 (13-23)	WAGNER (12/16/18)
REBOUNDS	23	vs California (11/19/18)
	29	PRINCETON (12/9/18)
ASSISTS	7	LOYOLA MARYLAND (11/6/18)
	7	DEPAUL (1/12/19)
STEALS	3	BOWLING GREEN (11/9/18)
	3	SACRED HEART (12/22/18)
	3	at Seton Hall (12/29/18)
BLOCKED SHOTS	0	LOYOLA MARYLAND (11/6/18)
	0	BOWLING GREEN (11/9/18)
	0	UMES (11/27/18)
	0	MARQUETTE (1/1/19)
TURNOVERS	9	DEPAUL (1/12/19)
	10	at Villanova (1/8/19)
FOULS	9	DEPAUL (1/12/19)
	10	at Villanova (1/8/19)





## 2018-19 Individual Game Highs

### St. John's - INDIVIDUAL GAME HIGHS

Points	37	PONDS, Shamorie at Georgetown (1/5/19)
	37	PONDS, Shamorie vs Georgia Tech (12/1/18)
	35	PONDS, Shamorie vs VCU (11/20/18)
	32	PONDS, Shamorie vs California (11/19/18)
	27	HERON, Mustapha at Rutgers (11/16/18)
Field Goals Made	11	PONDS, Shamorie at Georgetown (1/5/19)
	11	PONDS, Shamorie vs Princeton (12/9/18)
	11	PONDS, Shamorie vs VCU (11/20/18)
	11	PONDS, Shamorie vs California (11/19/18)
Field Goal Att.	25	PONDS, Shamorie vs VCU (11/20/18)
	21	PONDS, Shamorie at Georgetown (1/5/19)
FG Pct (min 5 made)	.733 (11-15)	PONDS, Shamorie vs California (11/19/18)
	.727 (8-11)	CLARK II, Marvin vs Mount St. Mary's (12/5/18)
3-Point FG Made	6	PONDS, Shamorie at Georgetown (1/5/19)
	6	CLARK II, Marvin vs Sacred Heart (12/22/18)
	6	FIGUEROA, LJ at Rutgers (11/16/18)
3-Point FG Att.	11	PONDS, Shamorie at Villanova (1/8/19)
	11	CLARK II, Marvin vs Sacred Heart (12/22/18)
3-Pt FG Pct (min 2 made)	1.000 (2-2)	PONDS, Shamorie vs Wagner (12/16/18)
	1.000 (2-2)	DIXON, Mikey vs VCU (11/20/18)
	1.000 (2-2)	SIMON, Justin at Rutgers (11/16/18)
	1.000 (2-2)	HERON, Mustapha vs Loyola Maryland (11/6/18)
Free Throws Made	13	PONDS, Shamorie vs Georgia Tech (12/1/18)
	12	PONDS, Shamorie vs VCU (11/20/18)
Free Throw Att.	15	PONDS, Shamorie vs Georgia Tech (12/1/18)
	15	PONDS, Shamorie vs VCU (11/20/18)
FT Pct (min 3 made)	1.000 (7-7)	PONDS, Shamorie vs California (11/19/18)
	1.000 (6-6)	HERON, Mustapha vs Marquette (1/1/19)
	1.000 (6-6)	PONDS, Shamorie vs Wagner (12/16/18)
	1.000 (6-6)	HERON, Mustapha vs UMES (11/27/18)
	1.000 (4-4)	CLARK II, Marvin vs Marquette (1/1/19)
	1.000 (4-4)	SIMON, Justin at Seton Hall (12/29/18)
	1.000 (4-4)	PONDS, Shamorie vs Sacred Heart (12/22/18)
	1.000 (4-4)	CLARK II, Marvin vs St. Francis Brooklyn (12/19/18)
	1.000 (4-4)	PONDS, Shamorie vs Mount St. Mary's (12/5/18)
	1.000 (4-4)	HERON, Mustapha vs VCU (11/20/18)
	1.000 (4-4)	CLARK II, Marvin vs California (11/19/18)
	1.000 (3-3)	HERON, Mustapha vs Creighton (1/16/19)
	1.000 (3-3)	CLARK II, Marvin at Seton Hall (12/29/18)
	1.000 (3-3)	CLARK II, Marvin vs Sacred Heart (12/22/18)
	1.000 (3-3)	PONDS, Shamorie vs Princeton (12/9/18)
	1.000 (3-3)	HERON, Mustapha vs California (11/19/18)
Rebounds	13	FIGUEROA, LJ vs Creighton (1/16/19)
	13	FIGUEROA, LJ vs UMES (11/27/18)
Assists	14	PONDS, Shamorie vs Wagner (12/16/18)
	9	SIMON, Justin at Villanova (1/8/19)
	9	PONDS, Shamorie vs Sacred Heart (12/22/18)
Steals	7	PONDS, Shamorie vs VCU (11/20/18)
	6	FIGUEROA, LJ at Georgetown (1/5/19)
Blocked Shots	4	KEITA, Sedee vs DePaul (1/12/19)
	4	CLARK II, Marvin vs St. Francis Brooklyn (12/19/18)
Turnovers	5	PONDS, Shamorie vs Marquette (1/1/19)
	5	PONDS, Shamorie at Seton Hall (12/29/18)
	5	PONDS, Shamorie vs Princeton (12/9/18)
	5	CLARK II, Marvin vs California (11/19/18)
	5	HERON, Mustapha vs Loyola Maryland (11/6/18)
Minutes	44	PONDS, Shamorie vs VCU (11/20/18)
	42	SIMON, Justin at Georgetown (1/5/19)
	41	PONDS, Shamorie at Georgetown (1/5/19)
	41	HERON, Mustapha vs VCU (11/20/18)
	41	FIGUEROA, LJ vs VCU (11/20/18)



## St. John's Record When:

### St. John's Record When:

Leading at halftime:	12-2
Trailing at halftime:	3-1
Tied at the half:	0-0

Shooting better than opponent:	12-2
Shooting worse than opponent:	3-1
Shooting same as opponent:	0-0
Shooting 50% or better from the floor:	7-0
Shooting below 50% from the floor:	8-3
Opponent shoots 50% or better from the floor:	3-0
Opponent shoots below 50% from the floor:	12-3

Shooting more free throws than opponent:	9-0
Shooting fewer free throws than opponent:	6-3
Shooting an equal number of free throws:	0-0
SJU makes at least 70% of its free throws:	7-1

Outrebounding its opponent:	5-0
Outrebounded by its opponent:	8-3
Rebounding is equal:	2-0

Bench outscores its opponent's:	5-0
Bench is outscored by its opponent's:	10-3
Bench scoring is equal:	0-0

Committing fewer turnovers than opponent:	15-2
Committing more turnovers than opponent:	0-1
Turnovers are equal:	0-0

On Monday:	1-0
On Tuesday:	4-1
On Wednesday:	3-0
On Thursday:	0-0
On Friday:	2-0
On Saturday:	3-2
On Sunday:	2-0

Night games:	11-3
Day games:	4-0

Home games:	10-1
At Carnesecca Arena:	9-1
At Madison Square Garden:	1-0
Away games:	2-2
Neutral games:	3-0

Overtime games:	2-0
1-5 point games:	5-2
6-10 point games:	0-1
11-20 point games:	6-0
21-30 point games:	3-0
30 or more point games:	1-0

### Leads and Deficits

Biggest lead:	34 (86-52) vs. St. Francis (2nd half -1:21)
Biggest halftime lead:	25 (48-23) vs. Loyola Md.
Biggest halftime lead blown:	9 (45-36) at Seton Hall
Biggest halftime deficit:	9 (38-29) vs. Ga. Tech
Biggest halftime deficit overcome:	9 (38-29) vs. Ga. Tech
Biggest deficit overcome:	16 (47-31) vs. Ga. Tech (2nd half-16:51)

### Against Other Conferences:

ACC	1-0
Atlantic 10	1-0
Big Ten	1-0
Ivy	1-0
MAC	1-0
MEAC	1-0
NEC	4-0
Pac 12	1-0
Patriot League	1-0

### Miscellaneous Stats:

#### Double Figure Scoring Games

LJ Figueroa	16
Mustapha Heron	14
Shamorie Ponds	14
Marvin Clark II	13
Justin Simon	12
Mikey Dixon	4

#### 5 in Double Figures

5 times, last at Georgetown (1/5/19)

#### 40+ Point Games

-

#### 30+ Point Games

Shamorie Ponds	4
----------------	---

#### 20+ Point Games

Shamorie Ponds	10
Mustapha Heron	4
Marvin Clark II	3
LJ Figueroa	3
Justin Simon	1

#### Double-Doubles

LJ Figueroa	4
Marvin Clark II	1
Shamorie Ponds	1

#### Games Leading SJU in Scoring

Shamorie Ponds	9
LJ Figueroa	4
Mustapha Heron	4
Marvin Clark II	2
Mikey Dixon	1

#### Games Leading SJU in Rebounding

LJ Figueroa	10
Marvin Clark II	5
Mustapha Heron	2
Justin Simon	2
Shamorie Ponds	1

#### Games Leading SJU in Assists

Shamorie Ponds	14
Justin Simon	5
Mustapha Heron	1

## Game One- Nov. 6, 2018

### St. John's 76- Loyola Maryland 55

### Queens, N.Y.- Carnesecca Arena

#### Loyola Maryland 55 • 0-1

#	Player		Total		3-Ptr		Rebounds				PF	TP	A	TO	Blk	Stl	Min
			FG-FA	FG%	FT-FTA	Off	Def	Total									
01	Scott, KaVaughn	f	2-4	0-0	1-3	1	3	4	5	5	2	2	0	1	1	24	
23	Holcombe, Brent	f	2-3	0-0	3-6	1	1	2	3	7	0	3	0	0	0	18	
00	Hart, Isaiah	g	0-6	0-1	0-0	0	0	1	1	0	0	3	0	0	0	23	
10	Kostecka, Andrew	g	4-12	0-2	9-10	1	4	5	2	17	1	5	0	4	31		
14	Champion, Chuck	g	3-9	1-4	5-7	1	4	5	0	12	0	4	0	1	35		
02	Andrews, Jaylin		0-1	0-0	1-2	0	2	2	3	1	0	2	0	1	11		
03	Johnson, Luke		0-0	0-0	0-0	0	0	0	0	1	0	0	1	0	5		
05	Fives, James		0-1	0-0	2-2	0	6	6	1	2	0	1	0	1	14		
11	Bradsher, Brandon		0-0	0-0	0-0	0	0	0	0	0	0	0	0	0	1		
13	Redding, Markese		0-0	0-0	0-0	0	0	0	0	0	0	0	0	0	0+		
15	Norton, Sam		0-2	0-2	0-0	1	3	4	1	0	1	2	0	2	14		
21	Norton, Ethan		0-0	0-0	0-0	0	0	0	0	0	0	0	0	0	0	2	
22	Ochiaka, Casmir		0-0	0-0	1-2	0	0	0	0	1	1	0	0	0	0	2	
24	Dornik, Jan		1-1	1-1	0-0	0	4	4	3	1	1	0	0	0	0	6	
25	Jones, Kenneth		3-5	1-2	0-0	0	0	0	0	7	1	0	0	0	1	14	
Team						2	2	4									
Totals				15-44	3-12	22-32	7	30	37	17	55	7	24	0	11	200	
FG % 1st Half: 5-20			25.0%	2nd half: 10-24	41.7%	Game: 15-44	34.1%										Deadball
3FG % 1st Half: 0-3			0.0%	2nd half: 3-9	33.3%	Game: 3-12	25.0%										Rebounds
FT % 1st Half: 13-18			72.2%	2nd half: 9-14	64.3%	Game: 22-32	68.8%										6

#### St. John's 76 • 1-0

#	Player		Total		3-Ptr		Rebounds			PF	TP	A	TO	Blk	Stl	Min	
			FG	FGA	FG-FGA	FT-FTA	Off	Def	Total								
13	CLARK II, Marvin	f	1-6	1-4	2-2	0	4	4	4	5	0	1	0	1	29		
30	FIGUEROA, LJ	f	4-8	0-3	1-1	2	6	8	2	9	3	2	0	2	26		
02	PONDS, Shamorie	g	9-15	2-7	0-0	1	1	2	1	20	4	2	0	3	25		
05	SIMON, Justin	g	4-9	0-0	2-2	3	3	6	4	10	2	3	0	2	23		
14	HERON, Mustapha	g	5-10	2-2	3-4	0	7	7	2	15	3	5	0	2	31		
0	KEITA, Sedee		0-1	0-0	0-0	0	3	3	5	0	0	0	1	0	9		
01	ROBERTS, Josh		0-1	0-0	0	1	1	2	2	0	0	0	0	1	4		
03	DIXON, Mikey		4-9	2-4	3-4	0	0	0	2	13	1	1	0	2	23		
04	WILLIAMS JR, Greg		1-2	0-0	0-0	0	1	0	1	2	2	0	1	0	12		
10	EARLINGTON, Marcellu		0-2	0-1	0-2	1	0	1	0	0	0	1	0	1	4		
12	TRIMBLE JR, Bryan		1-2	0-1	0-0	0	0	0	2	2	2	0	2	0	14		
Team						0	1	1									
Totals				29-65	7-22	11-15	9	26	35	26	76	13	18	2	13	200	
FG % 1st Half: 18-32			56.3%	2nd half: 11-33	33.3%	Game: 29-65	44.6%	Deadball									
3FG % 1st Half: 6-13			46.2%	2nd half: 1-9	11.1%	Game: 7-22	31.8%	Rebounds									
FT % 1st Half: 6-7			85.7%	2nd half: 5-8	62.5%	Game: 11-15	73.3%										1

Officials: Clarence Armstrong, Tony Henderson, Brian O'Connell  
Technical fouls: Loyola Maryland-None. St. John's-None.  
Attendance: 4863

Score by periods	1st	2nd	Total
Loyola Maryland	23	32	55
St. John's	48	28	76

Last FG - LOYOLA 2nd-00:54, SJU 2nd-01:34.  
Largest lead - LOYOLA None, SJU by 33 2nd-17:20.  
LOYOLA led for 00:00. SJU led for 38:15. Game was tied for 01:24.

Points	In Paint	Off T/O	2nd Chance	Fast Break	Bench
LOYOLA	20	17	2	2	14
SJU	38	26	4	12	17

Score tied - 0 times.  
Lead changed - 0 times.

## Game Three- Nov. 16, 2018

### St. John's 84- Rutgers 65

### Piscataway, N.J.- The RAC

#### St. John's 84 • 3-0

#	Player	Total	3-Ptr	Rebounds											
		FG-FGA	FG-FGA	FT-FTA	Off	Def	Total	PF	TP	A	TO	Blk	Stl	Min	
02	PONDS, Shamorie	* 3-10	1-5	1-1	1	3	4	2	8	6	2	0	2	33	
06	SIMON, Justin	* 3-5	2-2	2-2	2	7	9	2	10	3	0	1	1	36	
13	CLARK II, Marvin	* 3-8	3-8	3-4	0	3	3	12	3	3	1	1	23		
14	HERON, Mustapha	* 10-14	4-5	3-4	2	4	6	3	27	2	4	0	1	32	
30	FIGUEROA, LJ	* 7-13	6-9	3-4	2	9	11	3	23	4	0	1	1	34	
01	ROBERTS, Josh	0-1	0-0	0-0	0	1	1	2	0	0	0	2	0	3	
03	DIXON, Mikey	1-6	0-1	0-1	0	0	0	1	2	1	0	0	0	20	
04	WILLIAMS JR, Greg	0-1	0-1	0-0	0	0	0	1	0	0	0	0	0	3	
10	EARLINGTON, Marcellu	1-2	0-1	0-0	0	2	2	1	2	0	0	0	0	3	
12	TRIMBLE JR, Bryan	0-0	0-0	0-0	0	2	2	2	0	0	1	0	0	13	
	Team				1	0	1								
Totals		28-60	16-32	12-16	8	31	39	20	84	19	10	5	6	200	
FG % 1st Half: 14-32		43.8%	2nd half: 14-28	50.0%	Game: 28-60		46.7%	Deadball		Rebounds		1			
3FG % 1st Half: 6-13		46.2%	2nd half: 9-16	56.3%	Game: 16-32		50.0%								
FT % 1st Half: 3-4		75.0%	2nd half: 9-12	75.0%	Game: 12-16		75.0%								

#### Rutgers 65 • 2-1

#	Player		Total	3-Ptr	Rebounds										
			FG-FGA	FT-FTA	Off	Def	Total	PF	TP	A	TO	Blk	Stl	Min	
00	Geo Baker	*	1-7	1-4	4-6	0	5	5	1	7	5	2	0	2	35
02	Shaquille Doorson	*	3-3	0-0	0-2	4	1	5	2	6	0	2	1	0	16
05	Eugene Omoruyi	*	3-8	1-3	5-6	1	6	7	3	12	3	2	0	0	26
32	Peter Kiss	*	0-0	0-0	0-0	0	0	0	0	0	0	0	0	0	0
35	Issa Thiam	*	0-0	0-0	0-0	0	0	0	0	0	0	0	0	0	0
10	Joey Downes		0-1	0-0	0-0	0	0	0	0	0	0	0	0	0	3
11	Mamadou Doucoure		3-4	0-0	0-0	5	2	7	2	6	1	2	1	0	17
13	Shaq Carter		0-2	0-1	2-2	1	0	1	0	2	0	1	0	0	5
15	Myles Johnson		2-10	0-2	2-5	0	4	4	1	6	1	0	0	1	19
22	Caleb McConnell		3-6	1-4	1-4	0	2	2	4	8	0	0	0	1	23
23	Montez Mathis		2-9	1-4	0-0	1	2	3	2	5	1	3	0	0	28
24	Ron Harper Jr.		5-13	3-8	0-0	1	4	5	1	13	1	2	0	0	28
Team						2	1	3							
Totals			22-63	7-26	14-25	15	27	42	16	65	12	14	2	4	200
FG % 1st Half: 12-36		33.3%	2nd half: 10-27	37.0%	Game: 22-63	34.9%	Deadball		Rebounds						
3FG % 1st Half: 2-14		14.3%	2nd half: 5-12	41.7%	Game: 7-26	26.9%									
FT % 1st Half: 1-8		12.5%	2nd half: 13-17	76.5%	Game: 14-25	56.0%									

Officials: Tony Chiazza, Earl Walton, James Breeding  
Technical fouls: St. John's-None. Rutgers-None.  
Attendance: 7102  
2018-19 Men's Basketball, Round 0. Rutgers vs St. John's (NY). Played at .

Score by periods	1st	2nd	Total
St. John's	38	46	84
Rutgers	27	38	65

Last FG - SJU 2nd-02:08, RUTGERS 2nd-01:01.  
Largest lead - SJU by 25 2nd-02:08, RUTGERS by 2 1st-19:42.  
SJU led for 39:27. RUTGERS led for 00:15. Game was tied for 00:18.

Score tied - 0 times.  
Lead changed - 1 time.

## Game Two- Nov. 9, 2018

### St. John's 84- Bowling Green 80

### Queens, N.Y.- Carnesecca Arena

#### Bowling Green 80 • 1-1

#	Player		Total		3-Ptr		Rebounds				PF	TP	A	TO	Blk	Stl	Min
			FG	FGA	FG-FGA	FT-FTA	Off	Def	Total								
01	Wiggins, Demajeo	*	1-4	0-0	10-14	2	10	12	3	12	0	5	0	0	0	34	
05	Frye, Dylan	*	7-13	4-7	0-0	0	2	2	5	18	3	6	0	3	35		
10	Turner, Justin	*	9-15	4-7	2-2	0	4	4	2	24	4	3	0	0	35		
11	Lillard, Antwon	*	3-6	2-5	5-5	0	4	4	4	13	2	5	0	0	31		
13	Uju, Jeffrey	*	1-2	0-0	1-2	1	3	4	3	3	2	1	0	0	25		
00	Laster, Michael	*	2-5	0-2	0-3	0	2	2	2	4	1	0	0	0	10		
22	Serra, Marlon	*	0-1	0-1	0-0	1	2	3	0	0	0	0	0	0	9		
25	Siem, Daewon	*	2-4	1-1	1-2	1	1	2	4	6	0	0	0	0	21		
						1	0	1									
Totals			25-50	11-23	19-28	6	32	38	23	80	12	20	0	3	200		
FG % 1st Half: 15-29			51.7%	2nd half: 10-21	47.6%	Game: 25-50			50.0%								
3FG % 1st Half: 7-13			53.8%	2nd half: 4-11	40.0%	Game: 11-23			47.8%								
FT % 1st Half: 2-5			40.0%	2nd half: 17-23	73.9%	Game: 19-28			67.9%	Rebounds							

## Game Five- Nov. 20, 2018 St. John's 87- VCU 86 (OT) Brooklyn, N.Y.- Barclays Center

### St. John's 87 • 5-0

#	Player	Total				3-Ptr			Rebounds			PF	TP	A TO Blk			Stl	Min
		FG	FGA	FG-FGA	FT-FTA	Off	Def	Tot	A	TO	Blk							
13	CLARK II, Marvin	f	4-13	1-8	1-2	0	3	3	5	10	3	3	0	1	35			
30	FIGUEROA, LJ	f	6-10	2-4	1-2	1	8	9	0	15	2	0	0	0	41			
02	PONDS, Shamorie	g	11-25	1-6	12-15	1	3	4	4	35	7	1	1	7	44			
05	SIMON, Justin	g	4-8	0-1	3-1	0	5	5	4	9	2	4	0	4	35			
14	HERON, Mustapha	g	2-12	0-0	4-4	5	2	7	5	8	2	1	0	2	41			
03	DIXON, Mikey	g	4-4	2-2	0-0	2	0	2	1	10	0	0	0	0	22			
04	WILLIAMS JR, Greg	g	0-0	0-0	0-0	0	0	0	0	0	0	0	0	0	0+			
12	TRIMBLE JR, Bryan	g	0-1	0-1	0-0	0	1	1	2	0	0	0	0	0	7			
Team						1	4	5										
Totals			31-73	6-22	19-24	10	26	36	21	87	16	9	1	14	225			
FG % 1st Half: 11-31		35.5%	2nd half: 17-36	47.2%	OT: 3-6	50.0%	Game: 31-73	42.5%	Deadball									
3FG % 1st Half: 2-11		18.2%	2nd half: 4-10	40.0%	OT: 0-1	0.0%	Game: 6-22	27.3%	Rebounds									
FT % 1st Half: 7-8		87.5%	2nd half: 4-6	66.7%	OT: 0-0	0.0%	Game: 19-24	79.2%	2									

### VCU 86 • 4-1

#	Player	Total		3-Ptr		Rebounds			PF	TP	A TO Blk			Stl	Min
		FG-FGA	FG-FGA	FT-FTA	Off	Def	Tot	A			TO	Blk			
04	DOUGLAS, Corey	f	0-1	0-1	0-0	3	5	8	2	0	2	2	0	0	30
14	SANTOS-SILVA, Marcus	f	2-6	0-0	2-4	4	8	12	3	6	1	2	2	0	23
23	VANN, Isaac	f	8-14	4-7	10-10	1	10	11	3	30	5	3	0	1	34
00	JENKINS, De'Riante	g	5-11	4-8	0-0	0	1	1	3	14	2	2	0	0	30
02	EVANS, Marcus	g	4-11	1-6	3-7	0	0	0	4	12	1	6	1	2	27
01	SIMMS, Mike'L	g	2-10	1-6	4-4	1	5	6	1	9	4	0	0	1	32
05	MOBLEY, Sean	g	0-0	0-0	0-0	0	1	1	4	0	0	0	0	0	7
10	WILLIAMS, Vince	g	0-1	0-0	2-2	0	0	0	4	2	1	2	0	0	10
13	CROWFIELD, Malik	g	5-7	3-5	0-0	0	2	2	0	13	0	1	0	1	21
22	GILMORE, Michael	g	0-1	0-1	0-0	0	2	2	0	0	0	2	1	0	5
24	BYRD, P.J.	g	0-0	0-0	0-0	0	0	0	1	0	0	2	0	0	6
Team						1	1	2							
Totals			26-62	13-34	21-27	10	35	45	25	86	16	22	4	5	225
FG % 1st Half: 10-26		38.5%	2nd half: 13-28	46.4%	OT: 3-8	37.5%	Game: 26-62	41.9%	Deadball						
3FG % 1st Half: 7-17		41.2%	2nd half: 5-14	35.7%	OT: 1-3	33.3%	Game: 13-34	38.2%	Rebounds						
FT % 1st Half: 9-11		81.8%	2nd half: 6-10	60.0%	OT: 6-6	100.0%	Game: 21-27	77.8%	6						

Officials: Bo Boroski, Larry Scrotto, Courtney Green

Technical fouls: St. John's-PONDS, Shamorie. VCU-None.

Attendance: 5453

GOTPRINT.COM LEGENDS CLASSIC - CHAMPIONSHIP GAME

GOTPRINT.COM LEGENDS CLASSIC MVP - Shamorie Ponds (SJU)

GOTPRINT.COM LEGENDS CLASSIC ALL-TOURNAMENT TEAM - Darius McNeill (Cal),

Nate Pierre-Louis (Temple), Isaac Vann (VCU), LJ Figueroa (SJU), Ponds (SJU)

Score by periods	1st	2nd	OT	Total
St. John's	31	42	14	87
VCU	36	37	13	86

Points	In	Off	2nd	Fast	Bench
SJU	48	21	16	22	10
VCU	22	9	6	6	24

Score tied - 16 times.  
Lead changed - 24 times.

Last FG - SJU OT-00:04, VCU OT-01:45.

Largest lead - SJU by 4 1st-10:22, VCU by 8 2nd-16:07.

SJU led for 08:00, VCU led for 32:42. Game was tied for 04:17.

## Game Seven- Dec. 1, 2018 St. John's 76- Georgia Tech 73 Miami, Fla.- AmericanAirlines Arena

### St. John's 76 • 7-0

#	Player	Total		3-Ptr		Rebounds			PF	TP	A TO Blk			Stl	Min
		FG-FA	FG-FA	FT-FTA	Off Def Tot	PF	TP	A TO Blk			Stl				
13	CLARK II, Marvin	f	0-2	0-1	3-4	1	5	6	5	3	1	0	0	1	24
02	PONDS, Shamorie	g	10-18	4-7	13-15	0	5	5	3	37	1	2	0	3	37
05	SIMON, Justin	g	3-8	0-0	7-9	3	4	7	1	13	1	0	0	1	36
14	HERON, Mustapha	g	3-10	1-1	1-2	3	3	6	2	8	3	2	0	0	38
30	FIGUEROA, LJ	g	5-15	0-6	3-5	2	0	2	3	13	1	0	0	1	34
03	DIXON, Mikey	g	1-3	0-2	0-0	0	1	1	4	2	1	0	0	0	23
12	TRIMBLE JR, Bryan	g	0-2	0-2	0-0	0	1	1	4	0	0	1	0	0	8
Team						1	1	2							
Totals			22-58	5-19	27-35	10	20	30	22	76	8	5	0	6	200
FG % 1st Half: 9-30		30.0%	2nd half: 13-28	46.4%	Game: 22-58	37.9%	Deadball								
3FG % 1st Half: 3-10		30.0%	2nd half: 2-9	22.2%	Game: 5-19	26.3%	Rebounds								
FT % 1st Half: 8-9		88.9%	2nd half: 19-26	73.1%	Game: 27-35	77.1%	5.1								

### Georgia Tech 73 • 4-3

#	Player		Total		3-Ptr		Rebounds			PF	TP	A To Blk			Stl	Min
			FG-FGA	FG-FGA	FT-FTA	Off	Def	Tot	PF			TP	A	To		
01	Banks III, James	f	5-5	0-0	4-6	4	8	12	2	14	1	3	1	0	33	
05	Wright, Moses	f	5-8	0-2	2-2	1	2	3	2	12	0	1	0	1	25	
04	Alston, Brandon	g	4-8	3-4	3-3	1	3	4	4	14	2	4	1	1	27	
10	Alvarado, Jose	g	5-15	0-6	7-8	0	3	3	4	17	4	2	0	1	38	
13	Haywood II, Curtis	g	2-7	0-4	1-1	0	1	1	3	5	1	1	0	0	21	
00	Devoe, Michael	g	2-6	1-4	0-0	0	2	2	5	5	1	1	1	0	26	
02	Phillips, Shembari	g	0-1	0-1	0-0	0	4	4	0	0	0	1	1	0	8	
12	Moore, Khalid	g	1-2	0-0	4-4	0	1	1	4	6	2	0	0	1	15	
34	Gueye, Abdoulaye	g	0-1	0-0	0-0	1	2	3	1	0	1	1	1	0	7	
Team						1	1	2								
Totals			24-53	4-21	21-24	8	27	35	25	73	12	16	5	4	200	
FG % 1st Half: 12-25		48.0%	2nd half: 12-28	42.9%	Game: 24-53	45.3%	Deadball									
3FG % 1st Half: 2-8		25.0%	2nd half: 2-13	15.4%	Game: 4-21	19.0%	Rebounds									
FT % 1st Half: 12-14		85.7%	2nd half: 9-10	90.0%	Game: 21-24	87.5%	3.2									

Officials: Bill Covington, Les Jones, Tom Morrissey

Technical fouls: St. John's-PONDS, Shamorie; TEAM. Georgia Tech-Alvarado,

Jose.

Attendance: 5749

2018 Air Force Reserve HoopHall Miami Invitational presented by Citi

Score by periods	1st	2nd	Total
St. John's	29	47	76
Georgia Tech	38	35	73

Points	In	Off	2nd	Fast	Bench
SJU	28	13	10	11	2
GT	38	7	8	12	11

Score tied - 2 times.  
Lead changed - 3 times.

Last FG - SJU 2nd-02:18, GT 2nd-00:09.

Largest lead - SJU by 8 1st-11:54, GT by 16 2nd-16:51.

SJU led for 15:39, GT led for 23:30. Game was tied for 00:51.

## Game Six- Nov. 27, 2018 St. John's 85- UMES 64 Queens, N.Y.- Carnesecca Arena

### UMES 64 • 1-6

#	Player	Total		3-Ptr		Rebounds			PF	TP	A TO Blk			Stl	Min
		FG-FGA	FG-FGA	FT-FTA	Off	Def	Tot	A			TO	Blk			
01	ANDINO, Ryan	-	8-17	8-15	0-0	0	8	8	0	24	0	1	0	0	34
03	BARTLEY, Canaan	-	1-3	1-1	1-2	2	3	5	1	4	1	2	0	1	21
12	CHEESEMAN, AJ	-	0-6	0-1	1-2	0	0	0	2	1	1	1	0	0	10
13	URRUTIA, Bryan	-	1-7	0-3	3-3	0	6	6	3	5	5	1	0	2	40
22	GYAMFI, Gabriel	-	1-3	0-0	2-4	1	3	4	3	4	0	1	0	0	22
10	OLIVER, Montraz	-	2-6	0-2	2-2	0	1	1	0	6	1	0	0	1	21
11	FROST, Ahmad	-	1-2	0-0	0-0	0	0	0	0	2	0	1	0	0	6
15	JONES, Tyler	-	8-14	1-2	1-2	0	2	2	4	18	2	3	0	2	35
20	CALDWELL, Dontae	-	0-0	0-0	0-0	0	4	4	1	0	0	1	0	1	11
Team						0	1	1							
Totals			22-58	10-24	10-15	3	28	31	14	64	10	12	0	7	200
FG % 1st Half: 11-32		34.4%	2nd half: 11-26	42.3%	Game: 22-58	37.9%	Deadball								
3FG % 1st Half: 3-10		30.0%	2nd half: 7-14	50.0%	Game: 10-24	41.7%	Rebounds								
FT % 1st Half: 3-4		75.0%	2nd half: 7-11	63.6%	Game: 10-15	66.7%									



# Game Nine- Dec. 9, 2018

## St. John's 89- Princeton 74

### New York, N.Y.- Madison Square Garden

#### Princeton 74 • 4-4

#	Player		FG-FA	FG-3FA	FT-FTA	Off	Def	Total	PF	TP	A	TO	Blk	Stl	Min
33	Much, Sebastian	f	0-4	0-3	0-0	1	2	3	0	0	0	0	1	0	16
34	Aringuzoh, Richmond	c	5-7	0-0	4-5	3	3	6	2	14	1	3	1	0	28
00	Llewellyn, Jaelin	s	7-16	3-7	0-0	1	0	1	2	17	4	4	0	0	36
03	Cannady, Devin	g	6-14	6-13	0-0	0	4	4	3	18	2	5	0	1	36
02	Stephens, Myles	g	3-8	0-2	0-0	0	2	2	3	6	2	2	0	2	35
02	Morales, Jose		5-8	2-2	1-1	1	3	4	3	13	5	4	0	4	25
04	Johns, Max		0-1	0-0	0-0	0	1	1	0	0	0	1	0	0	1
13	Gladson, Will		1-2	1-1	0-0	0	4	4	1	3	0	0	0	0	6
14	Wright, Ethan		0-1	0-1	0-0	0	0	0	0	0	0	0	0	0	1
15	Schwieger, Ryan		1-2	1-2	0-0	0	1	1	1	3	1	1	0	1	11
22	Desrosiers, Jerome		0-0	0-0	0-0	0	2	2	0	0	0	0	0	0	5
Team						1	0	1							
Totals			28-63	13-31	5-6	7	22	29	15	74	15	20	2	8	200
FG % 1st Half: 13-29		44.8%	2nd half: 15-34	44.1%	Game: 28-63	44.4%	Deadball Rebounds 0								
3FG % 1st Half: 9-17		52.9%	2nd half: 4-14	28.6%	Game: 13-31	41.9%									
FT % 1st Half: 3-4		75.0%	2nd half: 2-2	100.0%	Game: 5-6	83.3%									

#### St. John's 89 • 9-0

#	Player		Total		3-Ptr		Rebounds			PF	TP	A	TO	Blk	Stl	Min
			FG	FGA	FG-FGA	FT-FTA	Off	Def	Total							
02	PONDS, Shamorie	G	11-18	1-4	3-3	2	3	5	1	26	5	5	1	4	32	
02	DIXON, Mikey	G	2-4	2-3	1-2	0	0	0	1	7	0	2	0	1	22	
04	WILLIAMS JR, Greg	G	0-0	0-0	0-0	0	0	0	1	0	0	1	0	0	6	
12	TRIMBLE JR, Bryan	G	1-2	1-2	0-0	0	4	4	1	3	1	0	1	1	20	
14	HERON, Mustapha	G	4-11	2-4	2-2	1	2	3	1	12	2	2	0	3	30	
05	SIMON, Justin	G	4-8	0-1	3-7	0	5	5	1	11	4	1	0	1	31	
13	CLARK II, Marvin	G	4-6	1-2	4-6	1	7	8	2	13	2	2	1	3	30	
30	FIGUEROA, LJ	G	8-12	0-2	1-1	3	5	8	1	17	0	1	0	3	29	
Team						2		3	5							
Totals			34-61	7-18	14-21	9	29	38	9	89	14	14	3	16	200	
FG % 1st Half:			15-26	57.7%	2nd half:	19-35	54.3%	Game:	34-61	55.7%	Deadball Rebounds					
3FG % 1st Half:			4-9	44.4%	2nd half:	3-9	33.3%	Game:	7-18	38.9%	3					
FT % 1st Half:			7-11	63.6%	2nd half:	7-10	70.0%	Game:	14-21	66.7%						

Officials: Brian O'Connell, Brian Dorsey, Evon Burroughs  
Technical fouls: Princeton-None. St. John's-None.  
Attendance: 10076

Score by periods	1st	2nd	Total
Princeton	38	36	74
St. John's	41	48	89

Last FG - PRIN 2nd-03:41, SJU 2nd-00:31.  
Largest lead - PRIN by 4 1st-19:14, SJU by 19 2nd-00:15.  
PRIN led for 04:34. SJU led for 32:22. Game was tied for 03:03.

Points	In	Off	2nd	Fast	Bench
PRIN	30	16	6	9	19
SJU	50	21	11	14	41

Score tied - 4 times.  
Lead changed - 9 times.

# Game 10- Dec. 16, 2018

## St. John's 73- Wagner 58

### Queens, N.Y.- Carnesecca Arena

#### Wagner 58 • 4-5

#	Player	Total		3-Ptr		Rebounds			PF	TP	A	TO	Blk	Stl	Min
		FG-FA	FG-FGA	FT-FTA	Off	Def	Total								
00	JACKSON, Nigel	2-7	1-5	1-2	0	3	3	3	6	2	2	0	1	18	
04	SUMBRY, AJ	2-6	0-0	1-5	4	3	7	4	5	0	2	1	0	19	
11	SAUNDERS, Romone	5-12	2-6	5-7	0	7	7	2	17	2	0	0	3	37	
12	FREEMAN, Chase	3-8	2-6	0-1	0	3	3	2	8	4	2	0	1	35	
22	COULANGES, Jeff	0-2	0-2	2-2	0	0	0	2	2	1	1	1	0	11	
03	NORFLEET, Jonathan	2-2	2-2	0-0	0	0	0	1	6	0	0	0	0	8	
05	ANDERSON, Chance	1-2	0-0	0-0	2	4	6	4	2	0	1	0	1	21	
10	GRAHAM, Tim	0-1	0-1	0-2	0	0	0	1	0	0	0	1	0	7	
13	NESBY IV, Tyrone	1-2	1-1	2-2	0	0	0	1	5	0	0	0	1	3	
21	DAVIS, Elijah	1-7	0-3	2-2	2	1	3	0	4	0	3	0	0	20	
24	LIGGEONS, Devin	1-5	1-3	0-0	0	4	4	2	3	0	4	0	1	21	
Team						4		2	6						
Totals		18-54	9-29	13-23	12	27	39	22	58	9	16	3	8	200	
FG % 1st Half: 9-27 33.3% 2nd half: 9-27 33.3% Game: 18-54 33.3% Deadball Rebounds 5															
3FG % 1st Half: 5-16 31.3% 2nd half: 4-13 30.8% Game: 9-29 31.0%															
FT % 1st Half: 5-9 55.6% 2nd half: 8-14 57.1% Game: 13-23 56.5%															

#### St. John's 73 • 10-0

#	Player	Total		3-Ptr		Rebounds		PF	TP	A	TO	Blk	Stl	Min
		FG-FA	FG-FA	FT-FTA	Off	Def	Total							
02	PONDS, Shamorie	4-7	2-2	6-6	3	6	9	2	16	14	1	0	1	36
05	SIMON, Justin	1-6	0-1	3-7	0	3	3	4	5	1	3	1	1	29
13	CLARK II, Marvin	4-7	3-6	3-4	1	6	7	2	14	1	3	0	1	33
14	HERON, Mustapha	3-7	2-4	2-5	1	6	7	3	10	2	4	1	1	27
30	FIGUEROA, LJ	8-13	3-6	0-0	0	3	3	2	19	0	0	0	0	27
01	ROBERTS, Josh	0-0	0-0	0-2	1	1	2	0	0	0	0	0	0	3
03	DIXON, Mikey	1-5	1-2	1-2	0	1	1	1	4	0	2	0	3	17
04	WILLIAMS JR, Greg	0-0	0-0	2-2	0	0	0	1	2	0	1	0	0	6
10	EARLINGTON, Marcellu	0-0	0-0	0-0	0	0	0	1	0	0	1	0	0	3
12	TRIMBLE JR, Bryan	1-4	1-4	0-0	0	1	1	3	3	0	0	0	0	19
Team						0 2 2								
Totals		22-49	12-25	17-28	6	29	35	19	73	18	15	2	8	200
FG % 1st Half: 10-26 38.5% 2nd half: 12-23 52.2% Game: 22-49 44.9% Deadball Rebounds 5														
3FG % 1st Half: 3-10 30.0% 2nd half: 9-15 60.0% Game: 12-25 48.0%														
FT % 1st Half: 6-10 60.0% 2nd half: 11-18 61.1% Game: 17-28 60.7%														

Officials: Mike Roberts, Bill Covington, Justin Porterfield  
Technical fouls: Wagner-None. St. John's-None.  
Attendance: 5602

Score by periods	1st	2nd	Total
Wagner	28	30	58
St. John's	29	44	73

Last FG - WAGNER 2nd-00:19, SJU 2nd-02:44.  
Largest lead - WAGNER by 4 1st-06:08, SJU by 21 2nd-02:44.  
WAGNER led for 07:09. SJU led for 28:19. Game was tied for 04:25.

Score tied - 4 times.  
Lead changed - 9 times.

# Game 11- Dec. 19, 2018

## St. John's 86- St. Francis Brooklyn 52

### Queens, N.Y.- Carnesecca Arena

#### St. Francis Brooklyn 52 • 7-5

#	Player	Total		3-Ptr		Rebounds			PF	TP	A	TO	Blk	Stl	Min
		FG-FGA	FG-FGA	FT-FTA	Off	Def	Total								
05	EVANS, Yaredyah	1	1-5	0-1	0-1	2	6	8	0	2	2	1	1	1	25
33	CELEN, Deniz		0-1	0-0	0-0	0	0	0	1	0	0	0	0	0	5
07	HURLEY, Rosel	9	4-7	0-1	0-0	1	3	4	5	8	0	1	0	0	20
10	SANABRIA, Glenn	9	0-12	0-8	3-4	2	2	4	1	3	4	2	0	0	39
14	JORDAN, Jalen	9	4-12	1-5	2-2	0	1	1	1	11	1	1	0	0	25
01	KRTINIC, Stevan	2	3-3	1-2	0-0	0	2	2	2	5	0	0	0	0	15
04	HAWKINS, Chauncey		4-18	3-12	5-6	1	4	5	3	16	2	6	0	3	35
13	WILLIAMS, Keon		0-2	0-1	0-0	1	1	2	2	0	0	0	0	0	14
20	JOHNSON, Cori		0-0	0-0	0-0	0	0	0	1	0	0	1	0	0	3
40	BECKFORD, Bryant		0-1	0-0	0-0	0	0	0	0	0	0	2	0	3	
41	ROHLEHR, Christian		3-4	0-0	1-2	4	4	8	1	7	0	2	1	0	16
Team						1	0	1							
Totals			18-65	5-30	11-15	12	23	35	17	52	9	14	4	4	200
FG % 1st Half: 10-37 27.0%		2nd half: 8-28 28.6%		Game: 18-65 27.7%		Deadball									
3FG % 1st Half: 2-15 13.3%		2nd half: 3-15 20.0%		Game: 5-30 16.7%		Rebounds									
FT % 1st Half: 3-5 60.0%		2nd half: 8-10 80.0%		Game: 11-15 73.3%											

#### St. John's 86 • 11-0

## Game 13- Dec. 29, 2018

### RV/RV Seton Hall 76- St. John's 74

### Newark, N.J.- Prudential Center

#### St. John's 74 • 12-1

#	Player		Total			3-Ptr			Rebounds			PF	TP	A	TO	Bk	Stl	Min
			FG	FGA	FG-FGA	FT	FTA	Off	Def	Tot	Off							
13	CLARK II, Marvin	f	5-7	3-5	3-3	0	5	5	5	16	0	4	0	0	0	32		
02	PONDS, Shamorie	f	2-13	1-6	3-4	0	6	6	3	8	7	5	0	5	38			
05	SIMON, Justin	g	6-13	0-1	4-4	1	2	3	3	16	4	1	0	2	34			
14	HERON, Mustapha	g	5-11	4-8	5-7	0	3	3	5	19	1	3	1	3	38			
30	FIGUEROA, LJ	g	4-9	0-2	0-0	1	6	7	3	8	0	0	1	2	28			
03	DIXON, Mikey	g	0-0	0-0	0-0	0	0	0	2	0	1	0	0	0	4			
04	WILLIAMS JR, Greg	g	2-2	0-0	0-0	2	1	3	1	4	0	0	0	0	9			
12	TRIMBLE JR, Bryan	g	1-3	1-3	0-0	0	1	1	2	3	0	0	0	0	17			
Team						1	1	2										
Totals			25-58	9-25	15-18	5	25	30	24	74	13	13	2	12	200			
FG % 1st Half: 16-31			51.6%	2nd half: 9-27	33.3%	Game: 25-58			43.1%	Deadball								
3FG % 1st Half: 7-14			50.0%	2nd half: 2-11	18.2%	Game: 9-25			36.0%	Rebounds								
FT % 1st Half: 6-7			85.7%	2nd half: 9-11	81.8%	Game: 15-18			83.3%	0								

#### Seton Hall 76 • 10-3

#	Player		Total		3-Ptr		Rebounds			PF	TP	A	TO	Bk	Stl	Min
			FG-FGA	FG-FGA	FT-FTA	Off	Def	Tot								
01	Michael Nzei	f	6-12	0-0	2-4	4	6	10	0	14	1	3	2	0	27	
23	Sandro Mamukelashvili	f	5-8	1-4	3-4	1	7	8	3	14	4	3	0	0	29	
00	Quincy McKnight	g	5-11	1-2	3-5	0	4	4	3	14	4	0	0	1	33	
13	Myles Powell	g	5-15	1-4	4-4	2	2	4	1	15	1	5	2	0	39	
22	Myles Cale	g	1-6	0-4	1-2	0	5	5	5	3	3	0	0	0	28	
02	Anthony Nelson		1-1	0-0	0-0	0	2	2	0	2	2	2	0	0	5	
14	Jared Rhoden		2-6	0-2	0-0	3	1	4	1	4	2	1	0	0	17	
15	Taurean Thompson		0-2	0-0	2-2	2	1	3	0	2	0	2	0	1	9	
33	Shavar Reynolds		2-3	1-2	3-4	2	1	3	1	8	0	0	0	1	13	
Team						1	2	3								
Totals				27-64	4-18	18-25	15	31	46	14	76	17	16	4	3	200
FG % 1st Half: 14-30			46.7%	2nd half: 13-34	38.2%	Game: 27-64	42.2%	Deadball								
3FG % 1st Half: 2-10			20.0%	2nd half: 2-8	25.0%	Game: 4-18	22.2%	Rebounds								
FT % 1st Half: 6-7			85.7%	2nd half: 12-18	66.7%	Game: 18-25	72.0%	4								

Officials: Tony Chiazza,James Breeding,Michael Stephens  
Technical fouls: St. John's-None. Seton Hall-None.  
Attendance: 10481  
2018-19 Men's Basketball. Round: 0. Seton Hall vs St. John's (NY). Played at .

Score by periods	1st	2nd	Total
St. John's	45	29	74
Seton Hall	36	40	76

Last FG - SJU 2nd-02:26, SHU 2nd-00:00.  
Largest lead - SJU by 14 1st-03:15, SHU by 2 2nd-00:00.  
SJU led for 37:52, SHU led for 00:26. Game was tied for 01:42.

Points In Paint Off T/O 2nd Fast  
SJU 26 23 6 9  
SHU 42 9 14 15 7

Score tied - 2 times.  
Lead changed - 3 times.

## Game 14- Jan. 1, 2019

### St. John's 89- No. 16/18 Marquette 69

### Queens, N.Y.- Carnesecca Arena

#### Marquette 69 • 11-3 (0-1 BE)

#	Player	Total			3-Ptr			Rebounds			PF	TP	A	TO	Bk	Stl	Min
		FG-FGA	FG-FGA	FT-FTA	Off	Def	Tot	Off	Def	Tot							
04	John,Theo	f	0-3	0-0	3-4	1	3	4	3	0	3	0	0	0	0	15	
10	Hauser,Sam	f	3-8	2-5	2-2	1	6	7	3	10	4	1	0	2	37		
22	Hauser,Joey	f	6-9	1-1	2-2	3	2	5	4	15	1	3	0	1	28		
00	Howard,Markus	g	2-15	2-8	2-2	1	2	3	4	8	1	1	0	0	26		
02	Anim,Sacar	g	3-5	0-0	0-2	1	2	3	3	6	1	0	0	0	20		
01	Bailey,Brendan	g	1-3	0-2	0-0	0	1	1	0	2	0	0	0	0	12		
21	Chartouny,Joseph	g	5-9	1-4	0-0	0	3	3	2	11	3	1	0	1	31		
23	Cain,Jamal	g	1-2	0-1	0-0	1	3	4	0	2	0	2	0	0	9		
30	Morrow,Ed	g	5-8	0-0	2-6	2	3	5	2	12	3	1	0	0	22		
40	Gardiner,Tommy	g	0-0	0-0	0-0	0	0	0	0	0	0	0	0	0	0+		
41	Leitto,Mike	g	0-0	0-0	0-0	0	0	0	0	0	0	0	0	0	0+		
42	Jaffee,Buddy	g	0-0	0-0	0-0	0	0	0	0	0	0	0	0	0	0+		
52	Marotta,Cam	g	0-0	0-0	0-0	0	0	0	0	0	0	0	0	0	0+		
Team						0	0	0									
Totals			26-62	6-21	11-18	10	25	35	22	69	13	12	0	4	200		
FG % 1st Half: 11-36		30.6%	2nd half: 15-26	57.7%	Game: 26-62	41.9%	Deadball Rebounds 4										
3FG % 1st Half: 3-10		30.0%	2nd half: 3-11	27.3%	Game: 6-21	28.6%											
FT % 1st Half: 6-6		100.0%	2nd half: 5-12	41.7%	Game: 11-18	61.1%											

#### St. John's 89 • 13-1 (1-1 BE)

#	Player	Total			3-Ptr			Rebounds			PF	TP	A	TO	Bk	Stl	Min
		FG-FGA	FG-FGA	FT-FTA	Off	Def	Tot	Off	Def	Tot							
13	CLARK II, Marvin	f	7-10	4-6	4-4	1	6	7	3	22	1	0	1	1	1	36	
30	FIGUEROA, LJ	f	5-10	0-3	1-2	2	1	3	1	11	3	1	0	1	1	28	
02	PONDS, Shamorie	g	8-15	4-7	6-10	0	7	7	2	26	5	5	0	2	1	38	
05	SIMON, Justin	g	5-11	1-2	1-2	1	4	5	12	2	1	1	1	1	35		
14	HERON, Mustapha	g	4-7	2-4	6-6	2	6	8	4	16	2	2	1	1	1	38	
0	KEITA, Sedee		0-0	0-0	0-0	0	0	0	0	2	0	0	0	2	0	9	
01	ROBERTS, Josh		0-0	0-0	0-0	0	0	0	0	0	0	0	0	0	0	1	
03	DIXON, Mikey		0-0	0-0	0-0	0	0	0	0	1	0	0	1	0	0	4	
04	WILLIAMS JR, Greg		1-2	0-1	0-0	0	0	0	0	2	0	1	0	0	0	3	
10	EARLINGTON, Marcellu		0-0	0-0	0-0	0	0	0	0	0	0	0	0	0	0	1	
12	TRIMBLE JR, Bryan		0-1	0-1	0-0	0	0	0	1	0	0	0	0	0	0	9	
Team						0	5	5									
Totals			30-56	11-24	18-24	6	29	35	16	89	13	11	5	6	6	200	
FG % 1st Half: 14-25		56.0%	2nd half: 16-31	51.6%	Game: 30-56	53.6%	Deadball										
3FG % 1st Half: 5-11		45.5%	2nd half: 6-13	46.2%	Game: 11-24	45.8%	Rebounds										
FT % 1st Half: 6-8		75.0%	2nd half: 12-16	75.0%	Game: 18-24	75.0%	1										

Officials: Pat Driscoll, Jeff Anderson, Roger Ayers  
Technical fouls: Marquette-John,Theo. St. John's-PONDS, Shamorie.  
Attendance: 5602

Score by periods	1st	2nd	Total
Marquette	31	38	69
St. John's	39	50	89

Points	In	Off	2nd	Fast	Bench
MU	36	11	7	12	27
SJU	34	14	7	12	2

Last FG - MU 2nd-00:46, SJU 2nd-00:25.  
Largest lead - MU by 3 1st-19:35, SJU by 21 2nd-01:42.  
MU led for 02:13, SJU led for 35:51. Game was tied for 01:56.

Score tied - 2 times.  
Lead changed - 5 times.

## Game 15- Jan. 5, 2019

### St. John's 97- Georgetown 94 (OT)

### Washington, D.C.- Capital One Arena

#### St. John's 97 • 14-1, 2-1 BE

#	Player	Total			3-Ptr			Rebounds			PF	TP	A	TO	Bk	Stl	Min
		FG	FGA	FG-FGA	FT	FTA	FT-FTA	Off	Def	Tot							
13	CLARK II, Marvin	f	4-10	3-8	0-0	1	2	3	5	11	0	0	0	2	25		
02	PONDS, Shamorie	f	11-21	6-10	9-12	0	3	3	3	37	6	2	0	4	41		
05	SIMON, Justin	g	7-11	0-0	0-3	3	6	9	5	14	6	3	2	2	42		
14	HERON, Mustapha	g	5-11	1-5	1-2	1	2	3	5	12	1	2	0	0	30		
30	FIGUEROA, LJ	g	4-8	0-2	3-4	0	9	9	2	11	5	2	1	6	33		
00	Sedee Keita	g	1-2	0-0	1-2	0	1	1	1	3	1	1	0	0	25		
04	WILLIAMS JR, Greg	g	2-3	0-1	0-0	0	1	1	2	4	2	0	0	0	11		
12	TRIMBLE JR, Bryan	g	1-1	1-1	2-2	0	0	0	1	5	2	0	1	1	18		
	Team					2	1	3									
Totals			35-67	11-27	16-25	7	25	32	24	97	23	11	4	15	225		
FG % 1st Half: 16-35		45.7%	2nd half: 14-26	53.8%	OT: 5-6	83.3%	Game: 35-67	52.2%	Deadball								
3FG % 1st Half: 6-16		37.5%	2nd half: 4-9	44.4%	OT: 1-2	50.0%	Game: 11-27	40.7%	Rebounds								
FT % 1st Half: 4-7		57.1%	2nd half: 11-14	78.6%	OT: 1-4	25.0%	Game: 16-25	64.0%	5								

#### Georgetown 94 • 11-4, 1-1 BE

#	Player	Total			3-Ptr			Rebounds			PF	TP	A	TO	Bk
---	--------	-------	--	--	-------	--	--	----------	--	--	----	----	---	----	----

Game 17- Jan. 12, 2019  
DePaul 79- St. John's 71  
Queens, N.Y.- Carnesecca Arena

DePaul 79 • 10-5, 2-2 BE

#	Player	Total		3-Ptr		Rebounds			PF	TP	A TO Blk			Stl	Min
		FG-FGA	FG-FGA	FT-FTA	Off Def Tot	PF	TP	A TO Blk							
04	Paul Reed	f	7-11	0-0	4-4	4	6	10	3	18	2	0	1	0	25
25	Femi Olujobi	f	11-19	0-1	5-7	3	5	8	1	27	0	3	0	2	34
03	Devin Gage	g	1-6	0-0	0-4	0	2	2	1	2	4	2	0	1	38
11	Eli Cain	g	4-10	2-3	4-6	0	2	2	2	14	1	2	0	3	37
31	Max Strus	g	4-13	2-8	4-6	2	10	12	1	14	0	0	0	0	40
00	Lyrik Shreiner		1-2	0-0	0-0	0	2	2	0	2	0	1	0	0	11
02	Jaylen Butz		1-3	0-0	0-1	1	1	2	1	2	0	1	1	0	13
21	Flynn Cameron		0-1	0-0	0-0	0	0	0	0	0	0	0	0	0	2
Team						4	1	5							
Totals			29-65	4-12	17-28	14	29	43	9	79	7	9	2	6	200
FG % 1st Half: 13-38		34.2%	2nd half: 16-27		59.3%	Game: 29-65		44.6%	Deadball		Rebounds				
3FG % 1st Half: 3-7		42.9%	2nd half: 1-5		20.0%	Game: 4-12		33.3%							
FT % 1st Half: 2-5		40.0%	2nd half: 15-23		65.2%	Game: 17-28		60.7%							

St. John's 71 • 14-3, 2-3 BE

#	Player	Total		3-Ptr		Rebounds			PF	TP	A TO Blk			Stl	Min
		FG-FGA	FG-FGA	FT-FTA	Off Def Tot	PF	TP	A TO Blk							
13	CLARK II, Marvin	f	6-16	1-7	1-2	1	11	12	5	14	0	2	0	2	30
30	FIGUEROA, LJ	f	9-14	3-5	2-2	2	1	3	2	23	3	1	0	0	37
05	SIMON, Justin	g	10-16	0-1	0-1	1	3	4	5	20	7	4	0	0	39
12	TRIMBLE JR, Bryan	g	1-4	1-4	0-0	0	6	6	1	3	0	0	2	0	31
14	HERON, Mustapha	g	5-11	0-2	1-1	1	2	3	4	11	0	2	0	1	35
0	KEITA, Sedee		0-3	0-0	0-0	1	2	3	4	0	0	2	4	0	18
04	WILLIAMS JR, Greg		0-1	0-0	0-0	0	1	1	0	0	0	0	1	0	10
Team						0	2	2							
Totals			31-65	5-19	4-6	6	28	34	21	71	10	11	7	3	200
FG % 1st Half: 12-32		37.5%	2nd half: 19-33		57.6%	Game: 31-65		47.7%	Deadball		Rebounds				
3FG % 1st Half: 3-12		25.0%	2nd half: 2-7		28.6%	Game: 5-19		26.3%							
FT % 1st Half: 3-3		100.0%	2nd half: 1-3		33.3%	Game: 4-6		66.7%							

Officials: Bo Borosky, Nathan Farrell, Clarence Armstrong  
Technical fouls: DePaul-None. St. John's-TEAM.  
Attendance: 5602

Score by periods	1st	2nd	Total
DePaul	31	48	79
St. John's	30	41	71

Last FG - DPU 2nd-02:06, SJU 2nd-00:44.  
Largest lead - DPU by 12 2nd-03:39, SJU by 1 1st-05:45.  
DPU led for 37:48, SJU led for 00:56. Game was tied for 01:16.

	In	Off	2nd	Fast	Bench
Points	Paint	T/O	Chance	Break	
DPU	38	17	12	2	4
SJU	40	12	8	2	0

Score tied - 2 times.  
Lead changed - 6 times.

Game 18- Jan. 16, 2019  
St. John's 81- Creighton 66  
Queens, N.Y.- Carnesecca Arena

Creighton 66 • 10-8, 1-4 BE

#	Player	Total		3-Ptr		Rebounds			PF	TP	A TO Blk			Stl	Min
		FG-FGA	FG-FGA	FT-FTA	Off Def Tot	PF	TP	A TO Blk							
15	KRAMPELJ, Martin	f	6-9	1-1	1-2	2	7	9	4	14	1	2	2	1	30
01	MINTZ, Davion	g	6-13	2-6	2-2	0	4	4	2	16	2	2	0	2	37
05	ALEXANDER, Ty-Shon	g	4-13	2-10	0-0	1	1	2	3	10	2	5	1	1	30
11	ZEGAROWSKI, Marcus	g	6-11	5-8	0-0	1	2	3	4	17	4	2	0	1	36
24	BALLOCK, Mitch	g	2-9	1-8	0-0	2	3	5	2	5	4	0	0	0	33
02	CASHAW, Connor		0-0	0-0	0-0	0	2	2	3	0	3	1	0	0	13
12	SCURRY, Jordan		0-1	0-1	0-0	0	0	0	0	0	0	0	0	0	1
13	BISHOP, Christian		2-2	0-0	0-0	1	0	1	2	4	1	1	0	0	8
14	JOSEPH, Kaleb		0-2	0-1	0-0	0	2	2	1	0	2	0	0	0	9
31	FROLING, Samson		0-0	0-0	0-0	0	1	1	0	0	0	0	1	0	3
Team						0	2	2							
Totals			26-60	11-35	3-4	7	24	31	21	66	19	13	4	5	200
FG % 1st Half: 14-28		50.0%	2nd half: 12-32		37.5%	Game: 26-60		43.3%	Deadball		Rebounds				
3FG % 1st Half: 6-16		37.5%	2nd half: 5-19		26.3%	Game: 11-35		31.4%							
FT % 1st Half: 0-0		0.0%	2nd half: 3-4		75.0%	Game: 3-4		75.0%							

St. John's 81 • 15-3, 3-3 BE

#	Player	Total		3-Ptr		Rebounds			PF	TP	A TO Blk			Stl	Min
		FG-FGA	FG-FGA	FT-FTA	Off Def Tot	PF	TP	A TO Blk							
13	CLARK II, Marvin	f	2-3	1-2	2-2	2	8	10	3	7	2	0	0	0	36
30	FIGUEROA, LJ	f	7-12	1-3	1-1	4	9	13	3	16	2	3	1	0	34
02	PONDS, Shamorie	g	8-17	2-4	4-6	1	1	2	2	22	5	0	0	2	35
05	SIMON, Justin	g	6-17	2-4	2-5	1	5	6	1	16	3	4	0	4	34
14	HERON, Mustapha	g	7-10	1-1	3-3	1	2	3	2	18	0	0	0	0	27
0	KEITA, Sedee		1-4	0-1	0-1	1	0	1	1	2	1	0	0	0	14
01	ROBERTS, Josh		0-1	0-0	0-0	0	1	1	0	0	0	0	0	0	1
04	WILLIAMS JR, Greg		0-1	0-1	0-0	0	0	0	0	0	0	1	0	0	4
10	EARLINGTON, Marcellu		0-0	0-0	0-0	0	1	1	0	0	0	0	0	0	1
12	TRIMBLE JR, Bryan		0-0	0-0	0-0	0	0	0	1	0	0	1	0	0	14
Team						4	1	5							
Totals			31-65	7-16	12-18	14	28	42	13	81	13	9	1	6	200
FG % 1st Half: 16-34		47.1%	2nd half: 15-31		48.4%	Game: 31-65		47.7%	Deadball		Rebounds				
3FG % 1st Half: 4-5		80.0%	2nd half: 3-11		27.3%	Game: 7-16		43.8%							
FT % 1st Half: 3-5		60.0%	2nd half: 9-13		69.2%	Game: 12-18		66.7%							

Officials: John Gaffney, Tim Clougherty, Kipp Kisinger  
Technical fouls: Creighton-MINTZ, Davion. St. John's-PONDS, Shamorie.  
Attendance: 5602

Score by periods	1st	2nd	Total
Creighton	34	32	66
St. John's	39	42	81

	In	Off	2nd	Fast	Bench
Points	Paint	T/O	Chance	Break	
CU	30	9	2	8	4
SJU	40	17	11	4	2


Last FG - CU 2nd-00:34, SJU 2nd-01:15.  
Largest lead - CU by 9 1st-06:17, SJU by 17 2nd-01:15.  
CU led for 08:21, SJU led for 26:43. Game was tied for 04:56.

Score tied - 4 times.  
Lead changed - 9 times.

# ST. JOHN'S 2018-19 MENS BASKETBALL ROSTER



**0**  
**Sedee Keita**  
R-So. • F • 6-9 • 235  
Philadelphia, Pa.




**1**  
**Josh Roberts**  
Fr., F, 6-9, 210,  
Troy, Ala.



**2**  
**Shamorie Ponds**  
Jr., G, 6-1, 180,  
Brooklyn, N.Y.



**4**  
**Greg Williams Jr.**  
Fr., G, 6-3, 205,  
Lafayette, La..



**5**  
**Justin Simon**  
R-Jr., G, 6-5, 205,  
Temecula, Calif.




**10**  
**Marcellus Earlington**  
Fr., F, 6-6, 220,  
Stony Point, N.Y.



**11**  
**David Caraher**  
So., G/F, 6-6, 220,  
Chapel Hill, N.C.



**12**  
**Bryan Trimble Jr.**  
So. • G • 6-3 • 220  
Kansas City, Mo.



**13**  
**Marvin Clark II**  
RS Sr. • F • 6-7 • 225  
Kansas City, Mo.




**14**  
**Mustapha Heron**  
Jr., G, 6-5, 210,  
Waterbury, Conn.



**23**  
**Justin Cole**  
Jr., G, 6-2, 185,  
Rockville Centre, N.Y.



**24**  
**Brandon Lawrence**  
Jr., G, 6-2, 170,  
Union City, Calif.



**30**  
**LJ Figueroa**  
So., G/F, 6-6, 195,  
Lawrence, Mass.



**32**  
**Jay Camus**  
Sr., G, 5-10, 170,  
Queens, N.Y.



**40**  
**Eli Wright**  
Jr., G, 6-5, 195,  
Owensboro, Ky.




**Chris Mullin**  
Head Coach



**Mitch Richmond**  
Assistant Coach



**Matt Abdelmassih**  
Assistant Coach




**Greg St. Jean**  
Assistant Coach




**Chris Huey**  
Director of Basketball Operations



**Luca Virgilio**  
Management Analyst



**Evan Orzolek**  
Graduate Assistant



**Jordan Sears**  
Graduate Assistant