

LOUISIANA™

2025 FOOTBALL



2021 SUN BELT CHAMPIONS | 9 CONFERENCE TITLES | 15 BOWL APPEARANCES | 273 ALL-CONFERENCE SELECTIONS

2025 SCHEDULE/RESULTS

AUGUST

30 RICE ESPN+ L, 12-14

SEPTEMBER

6 McNEESE STATE ESPN+ W, 34-10
 13 at (25) Missouri SECN+/ESPN+ L, 10-52
 20 at Eastern Michigan ESPN+ L, 31-34
 27 MARSHALL * ESPN+ W, 54-51 (2ot)

OCTOBER

4 OPEN DATE
 11 at James Madison * ESPN2 L, 14-24
 18 SOUTHERN MISS* (HC) ESPN+ L, 10-22
 25 at Troy * ESPN+ L, 23-35

NOVEMBER

1 at South Alabama * ESPN+ W, 31-22
 8 TEXAS STATE * ESPN+ W, 42-39
 20 at Arkansas State * (Thurs.) ESPN W, 34-30
 29 ULM * ESPN+ W, 30-27 (ot)

DECEMBER

17 vs. Delaware # ESPN 7:30 p.m.

Home Games in **BOLD CAPS** | * - SBC Game
 # - 68 Ventures Bowl (Mobile, Ala.) | HC - Homecoming
 All times listed are Central

COACH LOCATIONS

ON THE FIELD

Michael Desormeaux _____ Head Coach
 Tim Leger _____ Offensive Coordinator/Wide Receivers
 Jim Salgado _____ Defensive Coordinator/Safeties
 Matt Bergeron _____ Running Backs
 Steve Farmer _____ Offensive Line
 Mike Giuliani _____ Outside Linebackers/Special Teams
 Jorge Munoz _____ Tight Ends
 Scott Stoker _____ Inside Linebackers
 Dennis Thomas _____ Defensive Line

IN THE PRESS BOX

George Barlow _____ Cornerbacks
 PJ Burkhalter _____ Offensive Line

ATHLETICS COMMUNICATIONS

MATT SULLIVAN (Primary Contact)
 Director of Athletics Communications

Office 337-482-6331
 Cell 985-981-0009
 Email matt.sullivan@louisiana.edu
 Twitter/X @mattsulli123

GAME 13 | vs. DELAWARE

December 17, 2025 | Hancock Whitney Stadium (25,450) | Mobile, Ala.



THE MATCHUP



LOUISIANA RAGIN' CAJUNS

vs



DELAWARE BLUE HENS

2025 Overall Record 6-6
Conference Record 5-3 (Sun Belt)
Ranking (AP/Coaches) NR/NR
Last Game November 29
 W, 30-27 (ot) vs. ULM
Head Coach Michael Desormeaux
Career Record 29-24 (4)
Record at Louisiana Same
vs. Delaware 0-0

2025 Overall Record 6-6
Conference Record 4-4 (CUSA)
Ranking (AP/Coaches) NR/NR
Last Game November 29
 W, 61-31 vs. UTEP
Head Coach Ryan Carty
Career Record 32-17 (4)
Record at Delaware Same
vs. Louisiana 0-0

BROADCAST INFORMATION



Play-by-Play _____ Clay Matvick
Analyst _____ Max Browne
Sideline _____ Alyssa Lang



Play-by-Play _____ Jay Walker
Analyst _____ Cody Junot
Sideline _____ Dawson Eiserloh



Play-by-Play _____ Mike Grace
Analyst _____ Chad Pilcher
Sideline _____ Randy Kennedy

KICKING OFF

► Louisiana makes its 15th all-time bowl appearance - and eighth consecutive dating back to 2018 - when it faces Conference USA opponent Delaware in the 68 Ventures Bowl at Hancock Whitney Stadium in Mobile, Ala.

LOUISIANA STORYLINES

- Louisiana makes its second all-time bowl appearance in Mobile after defeating Miami (Ohio), 27-17, in the 2019 LendingTree Bowl at Ladd-Peebles Stadium.
- Louisiana's string of eight straight bowl appearances is the longest active streak among Sun Belt Conference schools and the 10th-longest active streak in the FBS.
- Both teams in the 68 Ventures Bowl are led by alums of their respective schools - Michael Desormeaux (Louisiana, 2008) and Ryan Carty (Delaware, 2006).
- The game against Delaware marks the first-ever meeting between the schools.
- A win would mark Louisiana's fifth straight victory after starting 2-6 on the season.
- Louisiana has seen 19 freshmen, including six true freshmen (Steven Ranel II, Trenton Chaney, Brent Gordon Jr., Brek Schultz, Jakoby Isom, Darrell Smith), earn playing time during the 2025 season.
- Seventeen different players, not including three who played at the FCS level, have earned their first career starts for Louisiana during the 2025 season.

- Lunch Winfield became the third different player (Walker Howard/Daniel Beale) to start at quarterback this season for the Ragin' Cajuns when he earned the start at James Madison on October 11.
- Louisiana has used seven different starting line-ups on the offensive line in 12 games this season.
- Jax Harrington finished as the lone offensive lineman to start all 12 games during the regular season.
- A win by head coach Michael Desormeaux would be his 30th and tie him with Augie Tammariello (1974-79) for eighth place on the school's all-time list.
- Jordan Lawson needs one sack to tie Paul Cabble (1993-94) for fifth in school history with 19 and is three shy of the school record (21) set by Zi'Yon Hill-Green (2017-22), Christian Ringo (2011-14) and Jeff Mitchell (1992-95).
- Louisiana has scored on all 21 drives of 75 yards or more this season with 19 resulting in touchdowns.
- Seven teams on Louisiana's schedule, including College Football Playoff participant James Madison, are competing in Bowl Season.

FOLLOW THE CAJUNS



LOUISIANA FOOTBALL WEEKLY MEDIA SCHEDULE

Friday (12.12)	Saturday (12.13)	Sunday (12.14)	Monday (12.15)	Tuesday (12.16)	Wednesday (12.17)
MEDIA AVAILABILITY 11:30 a.m. ► Coach Desormeaux and selected players available in the ACOMM Office	TRAVEL TO MOBILE 5 p.m. (Approximate Arrival) ► Renaissance Riverview Plaza 64 S. Water Street Mobile, Ala. 36602 6:30 p.m. (Ft. Whiting) ► Official Press Conference	TEAM EVENT 10 a.m. - Noon ► Top Golf TEAM WALK THRU 2:50 p.m. ► at Saraland HS	SERVICE PROJECT 9:30 a.m./10 a.m. ► Miracle League Game at Schmidt Park ► Feeding the Gulf Coast Service Project ► Visit to Mulherin House PRACTICE AVAILABILITY 2:45 p.m. ► Saraland HS	PRESS CONFERENCE 9:30 a.m. ► Official Press Conference at Hancock Whitney Stadium WALK THRU 11 a.m. (HWS) ► No availability	GAME DAY ► vs. Delaware, 7:30 p.m. POST GAME ► Coach Desormeaux and selected players available after NCAA Cooling Off period

2025 LOUISIANA FOOTBALL QUICK FACTS

UNIVERSITY INFORMATION

Location	Lafayette, La.
Population	124,276
Founded	1898
Enrollment	19,723
Conference	Sun Belt
Nickname	Ragin' Cajuns
School Colors	Vermilion (PMS 186) and White
Interim President	Dr. Ramesh Kolluru
Vice President for Intercollegiate Athletics	Dr. Bryan Maggard
NCAA Faculty Rep.	Anita Hazelwood
Athletics Website	www.RaginCajuns.com

STADIUM INFORMATION

Stadium	Our Lady of Lourdes Stadium (formerly Cajun Field)
Capacity	30,932
Playing Surface	Matrix Turf
Press Box Phone	(337) 851-2255
Stadium Record	157-117-2
First Game	Sept. 25, 1971 (21-0 vs. Santa Clara)
Largest Crowd	41,357 (Sept. 5, 2009 vs. Southern)

LOUISIANA FOOTBALL FACTS

2024 Record	10-4
2024 SBC Record	7-1
Primary Offense	Multiple
Primary Defense	Multiple
First Season of Football	1901
All-Time Record	573-581-34
All-Time SBC Record	94-66
Conference Championships	9 (Last in 2021)
Gulf State Championships	4 (Last in 1970)
Big West Championships	2 (Last in 1994)
Sun Belt Championships	3 (Last in 2021)
Bowl Appearances	14 (Last in 2024)
Bowl	Isleta New Mexico Bowl
Outcome	Lost, 34-3, vs. TCU (Dec. 28, 2024)
Official Bowl Record	6-6
Returning (Off/Def/Spec)	40 (15/23/2)
Lost (Off/Def/Spec)	23 (13/9/1)
Starters Returning (Off/Def/Spec)	11 (4/6/1)
Starters Lost (Off/Def/Spec)	17 (9/7/1)

2025 LOUISIANA FOOTBALL MEDIA POLICIES

WELCOME

► The Louisiana Athletic Communications Office appreciates your interest in Louisiana Football and looks forward to assisting you during the 2025 season. Our office is located in the Cox Communications Building (Room 167).

CREDENTIALS

► Media credentials for Louisiana Ragin' Cajuns home games are required for media covering games at Our Lady of Lourdes Stadium and are issued through the Louisiana Athletics Communications Office for working press only. Written requests by accredited media members should be submitted to Matt Sullivan at least 48 hours prior to the requested game(s). Credentials will be left at the "Will Call" tent at the Southeast entrance, which opens two hours prior to all games.

PRESS BOX SERVICES

► The Louisiana Athletics Communications Office provides game notes, statistics, and flip cards in the press box at Our Lady of Lourdes Stadium prior to each game. A complete box score, along with a play-by-play, is available after each game. Wireless internet connections are available for media use in the press box along with information for accessing live in-game stats through StatBroadcast.

MEDIA AVAILABILITY

► Head coach Michael Desormeaux is available at his weekly media press conference on Monday of game week. Players and assistant coaches will be made available upon request to the media each week to discuss the upcoming game.

POST GAME INTERVIEWS

► After all games, requested Louisiana players and head coach Michael Desormeaux will be available for interviews after the 10-minute cooling off period. For home games, interviews will take place in the Athletics Communications Office in the Cox Athletics Building. The Louisiana locker room is closed to the media.

WE ARE "LOUISIANA"

- The Louisiana Ragin' Cajuns is the proper name of the University of Louisiana at Lafayette's athletic teams. We request that you please refer to our athletic programs as simply "**Louisiana**" on first reference, or any use of the following in following references: **Ragin' Cajuns** or **Cajuns**.
- For all electronic sports tickers, TV crawls, in-game hashtags (ex. #ULvsUD), tri-codes and scoreboard abbreviations, please use "**UL**" as the official abbreviation for all athletic programs.
- The Sun Belt Conference has made public its University Reference Guide that is used to reference each member institution's athletic title and nicknames.
- The Sun Belt Conference and the NCAA have begun to use these references immediately. Sun Belt member institutions, in-state schools along with its state, regional and national media partners are encouraged to use these references so that there is consistency across all communication platforms.
- **Please refrain from using the following:** UL-Lafayette, Louisiana-Lafayette, ULL, UL-L or any other variation.



PARKING

► Media parking at Cajun Field will be in the S2 Lot located near Gate 5 along Cajundome Boulevard on the east side of the stadium (see map below). If you have been issued a parking pass, you may park there beginning at 8 a.m. on Saturday. If not, additional media parking (no passes required) can be utilized across the street at the Cajundome. The lots at the Cajundome will open three hours prior to kickoff.

CREDENTIAL PICKUP

► Credentials will not be mailed and instead will be available for pickup during the week (Monday-Friday) at the Athletics Communications Office of the Cox Athletics Center (201 Reinhardt Drive) between 10 a.m. - 5 p.m.
 ► On Game Day, credentials can be picked up at the Media Will Call tent located at the Southeast Gate at Cajun Field. You will notice a gate to the left of the main gate.

PRESSBOX SEATING

► We are currently utilizing temporary facilities located on the east side concourse of the stadium and have very limited space available. Seating will be reserved ONLY for print media. Space will not be available for print photographers, TV videographers, and they will be directed to the Photo/Video Work Area in the Athletics Communications Office of the Cox Athletics Center.
 ► A flipcard will be available at each seat with printed game notes located at each seat for print media only. Live stats during the game will be available at the following address: Louisiana.StatBroadcast.com

PHOTO/VIDEO WORK AREA

► Space will be made available for photographers/videographers in the Athletics Communications Office in the Cox Communications Building.
 ► To access the ACOMM Office from the field, go up the main tunnel and proceed straight into the Cox Communications Building. Our office is the second door located on the left side. Workspaces will be marked off at each cubicle for outlets. Flipcards will be available in the work area along with bottled water.

SIDELINE POLICY

► Credentials are required to shoot from the field and are issued by the Athletics Communications Department. Credentials must be visible at all times. Only professional photographers are permitted on the field in designated areas during play and are required to wear identifying vests. Failure to follow these guidelines will result in credentials being revoked.
 ► No credentials will be issued to freelance photographers. Photographers are not permitted to shoot between the 20-yard lines. No one is permitted in the bench area, on the playing field, or in the 12-foot area between the limit line and the sideline at any time after competition begins, including timeouts. No media personnel or their equipment shall be in the team area or coaching box, and no media personnel shall communicate in any way with persons in the team area or coaching box.
 ► For safety concerns, only photographers and videographers from the respective schools will be allowed to run out with the team from the tunnel.

SBC COACHES MEDIA AVAILABILITY

► The Sun Belt will conduct its weekly football coaches media availability via Zoom on Mondays throughout the regular season, beginning at 10:30 a.m. CT.
 ► Members of the media should email sam@sunbeltsports.org for the Zoom link.

10:30 a.m. _____ Dowell Loggains, App State
 10:37 a.m. _____ Tim Beck, Coastal Carolina
 10:44 a.m. _____ Bryant Vincent, ULM
 10:51 a.m. _____ Bob Chesney, James Madison
 10:58 a.m. _____ Dell McGee, Georgia State
 11:05 a.m. _____ GJ Kinne, Texas State
 11:12 a.m. _____ Clay Helton, Georgia Southern
11:19 a.m. _____ Michael Desormeaux, Louisiana
 11:26 a.m. _____ Gerad Parker, Troy
 11:33 a.m. _____ Tony Gibson, Marshall
 11:40 a.m. _____ Butch Jones, Arkansas State
 11:47 a.m. _____ Ricky Rahne, Old Dominion
 11:54 a.m. _____ Charles Huff, Southern Miss
 12:01 p.m. _____ Major Applewhite, South Alabama

#GEAUXCAJUNS APP

► The official Louisiana Ragin' Cajuns app is a must-have for fans headed to campus or following the Ragin' Cajuns from afar. With interactive social media, and all the scores and stats surrounding the game, the #GeauxCajuns app covers it all!
 ► The app is available on both iOS/Apple and Android platforms.

LOUISIANA ATHLETICS LIVE

► Louisiana Athletics is set to kick off the 2025 season with the return of Louisiana Athletics Live with Michael Desormeaux, debuting Monday, August 25, from Shane's Famous Quesadilla Burgers on West Congress Street.
 ► The one-hour program, hosted by the "Voice of the Ragin' Cajuns" Jay Walker, will air weekly at 6 p.m. on The Goat 103.3 FM and 1420 AM, with live streaming available worldwide on the Geaux Cajuns App and Varsity Network App.
 ► Each week, Walker will be joined by Desormeaux, along with Ragin' Cajuns student-athletes and members of the Louisiana Athletics staff, offering fans exclusive insight and updates from across the department.

collegepressbox

collegepressbox is the official media website for Division I football. Access and download game notes, quotes, statistics, media guides, headshots, logos and more for all FBS schools, conferences, postseason games, awards and the College Football Playoff.

For access, please register for an account at collegepressbox.com/register.



Live Stats available at
 CajunStats.StatBroadcast.com

Louisiana Athletics Communications

201 Reinhardt Drive
 Lafayette, LA 70506
 Website: RaginCajuns.com



Matt Sullivan
 Director

Football Contact
 C: (985) 981-0009
 matt.sullivan@louisiana.edu



Matt Hebert

Associate Director
 C: (337) 288-6023
 matth@louisiana.edu



TEAM HOTEL IN MOBILE

Renaissance Riverview Plaza
 64 S Water Street
 Mobile, Ala. 36602
 (251) 438-4000

THE MATCHUP



LOUISIANA		DELAWARE
6-6	Overall Record	6-6
5-3	Conference Record	4-4
325	Scoring	357
27.1	Points Per Game	29.8
65	Points Off Turnovers	41
227	Total First Downs	280
106	First Downs - Rushing	95
82	First Downs - Passing	154
39	First Downs - Penalty	31
2278	Rushing Yardage	1391
476	Rushing Att.	379
4.8	Avg. Per Rush	3.7
189.8	Avg. Per Game	115.9
26	Rushing TD	19
1874	Passing Yardage	3626
166-305-13	Comp.-Att.-INT	318-510-8
6.1	Avg. Per Pass	7.1
11.3	Avg. Per Catch	11.4
156.2	Avg. Per Game	302.2
11	Passing TD	23
4152	Total Offense	5017
5.3	Avg. Per Play	5.6
346.0	Avg. Per Game	418.1
32-684	Kick Returns (No.-Yards)	27-636
9-22	Punt Returns (No.-Yards)	6-94
52-41.5	Punts-Avg.	43-38.6
9-3	Fumbles-Lost	17-11
76-600	Penalties-Yards	67-620
29:55	TOP Per Game	30:35
72/175 (41%)	3rd-Down Conversions	73/176 (41%)
8/15 (53%)	4th-Down Conversions	19/34 (56%)

SERIES HISTORY

Overall _____ First meeting

2025 FOOTBALL TEAM NOTES

"SHOW ME MY OPPONENT ..."

- For the second time in three years, Louisiana will face a first-time bowl participant as Delaware joins fellow Conference USA opponent Jacksonville State as a bowl qualifier in its first season in FBS.
- The Blue Hens, with six I-AA/FCS national championships and 24 trips to the I-AA/FCS playoffs, became the fourth school since 2012 to earn a bowl berth in their first season in FBS.
- The Blue Hens' explosive offense took the league by storm, finishing tied for first in Conference USA with 29.8 points per game behind the arm of All-CUSA Second Team selection QB Nick Minicucci.
- Minicucci led the Hens to the No. 1 passing offense in the league and sixth best in the country, as UD tallied 302.2 yards per game through the air.
- Minicucci had one of the best seasons in school history, leading CUSA in passing yards (3,507), completions (303), attempts (482), passing yards/game (292.3), total offense (3,738), total offense per game (311.5), and points responsible for (194).
- On the ground, the signal caller tied for fourth in the conference with 10 rushing touchdowns. Minicucci is the second QB in program history with 20 passing TDs and 10 rushing TDs (first since 1969).

THE LOUISIANA-DELAWARE SERIES

- The meeting between Louisiana and Delaware is the first-ever between the schools on the gridiron.
- The Blue Hens become the 143rd different opponent that Louisiana has faced in its 124-year history in football.

EIGHT STRAIGHT BOWL GAMES

- Since the 2018 season, Louisiana has appeared in a bowl game, setting a school-record for most consecutive bowl appearances.
- The list of Louisiana bowl game appearances since 2018 is listed below:

2018	_____	AutoNation Cure Bowl (Tulane)
2019	_____	LendingTree Bowl (Miami [Ohio])
2020	_____	SERVPRO First Responder Bowl (UTSA)
2021	_____	R+L Carriers New Orleans Bowl (Marshall)
2022	_____	Radiance Independence Bowl (Houston)
2023	_____	R+L Carriers New Orleans Bowl (Jax State)
2024	_____	Isleta New Mexico Bowl (TCU)
2025	_____	68 Ventures Bowl (Delaware)

THE LONGEST ACTIVE BOWL STREAKS

- Louisiana's eighth consecutive bowl appearance places the Ragin' Cajuns in some illustrious FBS company for active postseason streaks.
- Below are the schools with the longest active streaks in reaching the postseason.

School	Year Started (Bowl)
Georgia _____	1997 (Outback Bowl)
Oklahoma _____	1999 (Independence Bowl)
Alabama _____	2004 (Music City Bowl)
Clemson _____	2005 (Champs Sports Bowl)
Iowa _____	2013 (Outback Bowl)
Ohio State _____	2013 (Orange Bowl)
Memphis _____	2014 (Miami Beach Bowl)
Oregon _____	2017 (Las Vegas Bowl)
LOUISIANA _____	2018 (Cure Bowl)

CHAMPIONSHIP CAJUNS

- In its 124-year history on the gridiron, Louisiana has recorded 10 conference titles, including four Sun Belt Conference crowns.
- Louisiana claimed back-to-back titles (1993-94) as members of the Big West Conference and claimed its first SBC title in 2005.
- The 2021 SBC title saw Louisiana finish with 13 straight victories, including a New Orleans Bowl victory over Marshall in Michael Desormeaux's head coaching debut.

1952	_____	Gulf States Conference
1965	_____	Gulf States Conference
1968	_____	Gulf States Conference
1970	_____	Gulf States Conference
1993	_____	Big West Conference
1994	_____	Big West Conference
2005	_____	Sun Belt Conference
2013	_____	Sun Belt Conference*
2020	_____	Sun Belt Conference†
2021	_____	Sun Belt Conference

* - vacated

† - game not played; declared co-champions with Coastal Carolina



THE MOST UNIQUE NICKNAME IN COLLEGIATE ATHLETICS

- Referred to as the Ragin' Cajuns, the University of Louisiana has perhaps the most unique and fitting nickname in all of collegiate athletics.
- In 1921, the University adopted the nickname and mascot Bulldogs.
- Beginning in 1963, Louisiana's (then Southwestern Louisiana) football team were dubbed the "Raging Cajuns" by then-Sports Information Director Bob Henderson and head football coach Russ Faulkinberry. In addition, the team switched from gold helmets to white helmets with an Acadian flag. At the time, more than 90 percent of Faulkinberry's teams were composed of Louisiana high school players, many with French-speaking Acadian backgrounds.
- The nickname stuck, and in 1967 the second 'g' was dropped to make Ragin'.
- In the early 70's other sports teams began to adopt the Ragin' Cajuns nickname.
- The University's full switch to Ragin' Cajuns was part of "Operation Turnaround" during the 1974-75 school year.
- In fact, the Ragin' Cajuns were voted as the best collegiate team nickname by *Sporting News* in 1998 and by an ESPN SportsNation survey in 2006.



ON THIS DAY (DECEMBER 17)

- Louisiana will play for the third time on December 17 with the previous two games taking place in the Caesars Superdome in New Orleans.
- Making its first bowl appearance since 1971, the Ragin' Cajuns claimed a 32-30 win over San Diego State in the 2011 R+L Carriers New Orleans Bowl on Bret Baer's 50-yard field goal at the buzzer.
- Louisiana would return to New Orleans in 2016 and face future SBC rival Southern Miss, with the Golden Eagles earning a 28-21 victory.

2011 ____ vs. San Diego State _____ W, 32-30
 2016 ____ vs. Southern Miss _____ L, 21-28

CAJUNS IN OVERTIME

- Louisiana is 6-10 overall in all-time games decided in overtime.
- The Ragin' Cajuns are 4-5 in overtime games at home, 2-4 in road games and 0-1 at neutral sites.

Date	Opponent	Result
10/11/1997	North Alabama	L, 42-48 (4ot)
10/25/1997	ULM	L, 21-28
11/20/1999	Wofford	W, 37-34
11/18/2000	at Middle Tennessee	L, 38-41
11/15/2003	at Middle Tennessee	W, 57-51 (4ot)
10/29/2005	Troy	W, 31-28
10/20/2007	Florida Atlantic	L, 32-39
10/31/2009	at FIU	L, 17-20
9/24/2016	at Tulane	L, 39-41 (4ot)
10/1/2016	at New Mexico State	L, 31-37 (2ot)
9/23/2017	ULM	L, 50-56
9/19/2020	at Georgia State	W, 34-31
11/9/2023	Southern Miss	L, 31-34
12/16/2023	vs. Jacksonville State	L, 31-34
9/27/2025	Marshall	W, 54-51 (2ot)
11/29/2025	ULM	W, 30-27

MOST COMMON OPPONENTS

School	Games	W-L-T
Louisiana Tech	85	32-47-6
Northwestern State	73	37-33-3
ULM	61	35-26-0
Southern Miss	56	12-43-1
Arkansas State	54	31-22-1
Louisiana Christian	52	33-16-3
Southeastern Louisiana	40	20-17-3
McNeese	39	17-20-2
Lamar	34	22-12-0
Tulane	28	6-22-0
Troy	26	14-12-0

2025 FOOTBALL TEAM NOTES

CONTINUING EXCELLENCE

- Louisiana's 10-4 record under head coach **Michael Desormeaux** in 2024 marked the fourth time in school history — and all done in a six-year period — that the Ragin' Cajuns reached the 10-win mark.
- Building off the foundation set by predecessor **Billy Napier**, the Ragin' Cajuns earned their school-record seventh consecutive bowl appearance while competing in the Sun Belt Conference Championship Game for the fifth time in the seven-year history of the contest.

LOUISIANA'S 10-WIN SEASONS

- From 2019-2021, Louisiana posted a 34-5 record which included the outright 2021 Sun Belt Conference Championship.
- The 2021 Ragin' Cajuns reeled off 12 straight wins under former coach **Billy Napier** before his departure for Florida before **Michael Desormeaux** guided Louisiana to a New Orleans Bowl victory over Marshall.
- The Ragin' Cajuns entered the Top 25 rankings in 2020 after its 31-14 season-opening win at No. 23 Iowa State and remained in the polls through the end of the 2021 campaign.
- Louisiana's all-time 10-win seasons are listed below:

2019 _____ 11-3 (Billy Napier)
 2020 _____ 10-1 (Billy Napier)
 2021 ____ 13-1 (Billy Napier/Michael Desormeaux)
 2024 _____ 10-4 (Michael Desormeaux)

LIGHTNING AND THE #BILLDOZER

- The tandem of **Zylan Perry** and **Bill Davis** has etched their name among the top running back duos in Ragin' Cajuns history.
- The duo has combined to rush for 3,362 yards, 32 touchdowns and eight 100-yard rushing games on the ground.
- Perry has rushed for 1,634 yards with 14 rushing TDs in his career for Louisiana.
- Davis has rushed for 1,728 yards and 18 TDs in his career for the Ragin' Cajuns with five 100-yard rushing games to his credit.

THE CAJUNS ARE HOMETOWN

- Louisiana has always prided itself on taking an "inside-out" approach when it comes to recruiting in-state products.
- When the 2025 season officially kicked off against Rice, the Ragin' Cajuns again led all in-state FBS programs in the total number (59) and percentage (55.1) of in-state players on the roster.
- LSU (56/50.5), Louisiana Tech (44/41.1), Tulane (34/29.6) and ULM (20/20.0) round out the in-state FBS programs in recruiting Bayou State players.

FORMER STAFFERS RETURN TO THE #CULTURE

- A pair of former staffers - **Reed Stringer** and **Mark Hocke** - are making their second stint with Louisiana Football beginning with the 2025 season.
- Stringer, the General Manager for Louisiana Football, served as an assistant coach under head coach **Mark Hudspeth** from 2011-17 before serving at Southern Miss.
- Hocke, a New Orleans native, returns to Cajun Country after spending the past three seasons at the University of Florida.
- In his previous stint at Louisiana, Hocke was the team's Director of Strength and Conditioning under former coach and current JMU leader **Billy Napier**.

A RIVALRY RENEWED BEGINNING IN 2026

- With Texas State headed to the PAC-12 Conference beginning in 2026, Louisiana will welcome in-state rival Louisiana Tech to the Sun Belt Conference.
- The schools are currently scheduled to meet in an original non-conference contest during the 2026 season in Ruston before the series moves to Lafayette in 2029.
- Louisiana Tech, currently in Conference USA, is scheduled to join the SBC no later than July 1, 2027. The schools have met 85 times in recorded history making the Louisiana Tech series the longest in Ragin' Cajuns history.

COACH "DES" NEAR TOP IN SBC HIERARCHY

- Louisiana head coach **Michael Desormeaux** enters the 2025 season as the fourth-longest tenured coach (at the same school) among the Sun Belt Conference's 14 head coaches.
- Desormeaux was hired as the 28th head coach in school history on December 5, 2021 after the departure of head coach **Billy Napier** to Florida (named on December 6 at James Madison).
- In his head coaching debut in the 2021 R+L Carriers New Orleans Bowl, Desormeaux led Louisiana to a 36-21 win over Marshall.
- Following is the list of current Sun Belt Conference coaches with their respective hiring dates.

Coach (School)	Hire Date
Ricky Rahne (Old Dominion) ¹	12/9/2019
Butch Jones (Arkansas State)	12/12/2020
Clay Helton (Georgia Southern)	11/2/2021
Michael Desormeaux (Louisiana)	12/5/2021
GJ Kinne (Texas State)	12/2/2022
Bryant Vincent (ULM)	12/5/2023
Gerad Parker (Troy)	12/18/2023
Major Applewhite (South Alabama)	1/18/2024
Dell McGee (Georgia State)	2/23/2024
Dowell Loggains (App State)	12/7/2024
Tony Gibson (Marshall)	12/8/2024
Billy Napier (James Madison)	12/6/2025
Ryan Beard (Coastal Carolina)	12/11/2025
Blake Anderson (Southern Miss)	12/11/2025

¹ - ODU did not play in 2020 due to COVID-19; first season was 2021 (C-USA) before moving to Sun Belt in 2022

ALL-SUN BELT CAJUNS

- Paced by first-team selections Jax Harrington (offensive line) and Jaden Dugger (linebacker), Louisiana had eight players named to the 2025 All-Sun Belt Conference Football team.
- Jordan Lawson (defensive line) earned second-team honors for Louisiana with Bill Davis (running back) named to the third team.
- Four players - Tyree Skipper (defensive back), Brent Gordon Jr. (defensive back), Zylan Perry (running back) and Bryant Williams (offensive line) - were honorable mention picks for the Ragin' Cajuns.



CAJUNS AND FIRST-TIME STARTERS

▶ Looking to replace a total of 17 starters from the 10-4 team in 2024, Louisiana has had a total of 18 new players earn a start in a Ragin' Cajuns uniform through the first nine games of the 2025 season.

▶ Four of the 18 players - Trae Tomlinson, Brock Chappell, Shelton Sampson Jr., and Jaelen Crider - have each started at the Division I FBS/FCS level.

▶ Rice (8/30)

QB _____ Walker Howard
 WR _____ Jaydon Johnson
 WR _____ Shelton Sampson Jr.**
 DL _____ Chase Edwards
 LB _____ Jake St. Andre

▶ McNeese (9/6)

QB _____ Daniel Beale
 CB _____ Trae Tomlinson*
 TE _____ Brock Chappell*

▶ at Missouri (9/13)

LG _____ Matt Broussard
 LB _____ Drenon Fite III
 CB _____ Brent Gordon Jr.

▶ at Eastern Michigan (9/20)

DL _____ Jaelen Crider*

▶ at Marshall (9/27)

WR _____ Dale Martin

▶ James Madison (10/11)

QB _____ Lunch Winfield
 DL _____ Fitzgerald West Jr.

▶ Southern Miss (10/18)

OL _____ Jakoby Isom

▶ at Troy (10/25)

S _____ Collin Jacob

▶ at South Alabama (11/1)

RB _____ Steven Blanco

▶ at Arkansas State (11/20)

S _____ Lake Bates
 S _____ Steven Ranel II

▶ ULM (11/29)

OL _____ Andrew Martinez

* started at FCS level

** started at FBS level

FIRST TIME STARTERS

▶ Louisiana's 17 first-time starters ranks tied for eighth among FBS schools for the 2025 season.

▶ Information provided by Navy SID Scott Strase-meier.

2025 FBS Leaders in the Most First-Time Starters

Rk	No.	School
1.	25	Bowling Green
2.	24	Eastern Michigan
3.	22	Syracuse
4.	21	Navy
5.	19	Louisiana Tech
6.	18	Rice
	18	Old Dominion
8.	17	UTSA

17 _____ Louisiana
 9. 16 _____ Florida State

DESORMEAUX AMONG ESPN'S TOP FBS COACHES

▶ Louisiana Ragin' Cajuns head football coach **Michael Desormeaux** was recognized by ESPN as one of the top active head coaches in the Football Bowl Subdivision (FBS) with less than four seasons of experience at the helm.

▶ Desormeaux, a Louisiana alum and former Ragin' Cajuns quarterback, was ranked No. 8 on ESPN's list of 15 FBS head coaches making the strongest early impact. His 23 victories over his first three seasons trail only former head coach **Billy Napier** (28) for the most in program history over the same span.

▶ The list, compiled by ESPN staff writer **Bill Connelly**, features a mix of emerging coaches from both the Power Four and Group of Five levels. Desormeaux is joined by fellow coaches including **Rhett Lashlee** (SMU), **Curt Cignetti** (Indiana), **Dan Lanning** (Oregon), **Marcus Freeman** (Notre Dame), **Mike Elko** (Texas A&M), and **Deion Sanders** (Colorado).

▶ He is also one of four Sun Belt Conference coaches to appear on the list, alongside **GJ Kinne** (Texas State), **Major Applewhite** (South Alabama), and **Bob Chesney** (James Madison; now UCLA).

CAJUNS WERE "KINGS OF THE ROAD" IN 2024

▶ Louisiana finished the 2024 season as one of two schools to record six wins on the road and was one of six FBS programs to post a perfect record.

▶ Louisiana joined UNLV (6-1) with the most wins on the road by an FBS program in 2024.

▶ The Ragin' Cajuns were joined by Penn State (5-0), Oregon (5-0), Texas (4-0), Army (4-0) and Notre Dame (3-0) in posting an unbeaten road record during the 2024 season.

▶ Louisiana's 6-0 road record marked the second time in school history, and the first since the COVID 2020 season, to win six or more games away from the friendly confines of Cajun Field (now Our Lady of Lourdes Stadium).

Season Record

▶ 2024	6-0
▶ 2020	6-0
▶ 1970	5-0
▶ 1944	3-0
▶ 1908	3-0
▶ 1943	2-0
▶ 1916	1-0
▶ 1907	1-0
▶ 1901	1-0

	2025 Season	Under Desormeaux
Overall	6-6	29-24
Home	4-2	16-9
Away	2-4	12-12
Neutral	0-0	1-3
Sun Belt	5-3	19-13
Non-Conference	1-3	10-11
One-Score Games	4-2	8-13
Overtime	2-0	2-2
Day	3-4	12-14
Night (6 p.m.)	3-2	17-10
vs. Top 25	0-1	0-2
Scores First	4-4	21-16
Opponent Scores First	2-2	8-8
Leading after 1st Qtr	2-2	18-10
Trailing after 1st Qtr	2-1	6-7
Tied after 1st Qtr	2-3	5-7
Leading at Half	4-1	23-6
Trailing at Half	1-5	4-14
Tied at Half	1-0	2-4
Leading after 3rd Qtr	5-1	23-4
Trailing after 3rd Qtr	1-4	3-19
Tied after 3rd Qtr	0-1	3-1
Scoring less than 20 Points	0-4	0-13
Scoring 20-29 Points	0-1	4-6
Scoring 30 or more Points	6-1	25-5
Allowing less than 20 Points	1-1	12-1
Allowing 20-29 Points	2-2	10-8
Allowing 30 or more Points	3-3	7-15
Wins Coin Toss	2-3	17-11
Loses Coin Toss	4-3	12-13
Natural Grass	0-0	1-1
Artificial Surface	6-6	28-23

SCORE BY QUARTER

	1st	2nd	3rd	4th	OT	Total
Louisiana	72	133	36	68	16	325
Opponents	71	131	58	90	10	360



QB STATS

- ▶ After replacing a pair of veterans in Ben Wooldridge and Chandler Fields, Louisiana has three quarterbacks on the roster with playing experience, but no starts entering the season.
- ▶ Lafayette native Walker Howard earned his first start at the collegiate level in the opener against Rice with redshirt freshman Daniel Beale earning his first career start against McNeese.
- ▶ Below are the current QBs for Louisiana with career games and starts:

Player	Games/Starts
Walker Howard	11/1
Daniel Beale	8/4
Lunch Winfield	13/7
Sam Altmann	0/0
Coleman Carter	0/0

100-YARD RUSHING GAMES

Player	2025	Career
Bill Davis	2	5
Zylan Perry	1	3
Lunch Winfield	2	2

100-YARD RECEIVING GAMES

Player	2025	Career
Shelton Sampson Jr.	1	1
Robert Williams	1	1

THE HOGS

- ▶ Louisiana's offensive line headed into the 2025 season with a combined 172 career games played with 72 career starts.
- ▶ The Ragin' Cajuns lost 124 games of experience from the 2024 squad, led by AJ Gillie (51), Landon Burton (37) and King McGowen (27).
- ▶ The 2025 members with career games played is listed below (players in *italics* are injured or no longer on the team):

Player	2025	Career Games	Career Starts
<i>Zay Alexander</i>	0	2	0
Ryder Bentley	5	5	0
Matthew Broussard	11	13	8
<i>Xzavier Brown</i>	5	6	0
Ryan Ebrahim	4	4	0
<i>Cooper Fordham</i>	11	22	13
<i>J'Marion Gooch</i>	2	2	0
Jax Harrington	12	52	46
<i>Jakoby Isom</i>	5	5	1
<i>George Jackson</i>	4	40	32
<i>Mackey Maillho</i>	10	38	3
Andrew Martinez	3	3	1
Kaden Moreau	10	35	13
<i>Bryant Williams</i>	11	36	14

2025 FOOTBALL POSITION NOTES (OFFENSE)

QUARTERBACK NOTES

- ▶ **D'Wayne "Lunch" Winfield** (Lutcher, La.) saw his first action of the season against McNeese, rushing three times against the Cowboys.
- ▶ Winfield saw limited action in games against Missouri and Eastern Michigan before helping Louisiana rally from a 17-point, second-half deficit against Marshall.
- ▶ Winfield earned his first career start at James Madison, setting career-bests for completions (14), attempts (28), and yards (243).
- ▶ Winfield is 4-3 as a starting quarterback this season.
- ▶ The redshirt-sophomore missed nearly the entire 2024 season due to injury before seeing action against TCU in the Isleta New Mexico Bowl.
- ▶ Redshirt freshman **Daniel Beale** (Baton Rouge, La.) earned his first career start in the McNeese game after opening week starter **Walker Howard** (Lafayette, La.) was injured late against Rice.
- ▶ Howard, who was 10-for-22 for 88 yards and an interception in his debut, missed five games before making an appearance against Southern Miss on October 18.
- ▶ The Lafayette native and former St. Thomas More product was a five-star prospect coming out of high school before following in the footsteps of his father, Jamie Howard, in signing with LSU.
- ▶ Beale set career-highs in completions (20), attempts (33) and passing yards (222) in Week 4 at Eastern Michigan.
- ▶ Beale was 14-for-22 through the air against McNeese and tossed his first collegiate TD with a 10-yard strike in the fourth quarter.
- ▶ Beale's start against McNeese marked the fourth different signal-caller in as many games for Louisiana dating back to the Sun Belt Conference Championship Game against Marshall (**Chandler Fields**).
- ▶ Beale replaced an injured Fields in the second quarter of the SBC Championship Game.

RUNNING BACK NOTES

- ▶ The duo of **Zylan Perry** (Franklin, La.) and **Bill Davis** (LaPlace, La.) are ranked among the leading SBC backs with 743 and 664 yards respectively
- ▶ Against Rice, Davis led Louisiana with 58 yards on 11 carries, highlighted by a 32-yard run on Louisiana's TD drive in the third quarter.
- ▶ Davis rushed for a career-best 132 yards and a pair of scores against McNeese in week two.
- ▶ Perry recorded his first 100-yard game of the season and third of his career with a 110-yard performance at Eastern Michigan.
- ▶ Perry's 84-yard TD run at No. 25 Missouri was the longest of his career and the longest by a Ragin' Cajun since Zeon Chriss scored from 80 yards out in 2023 at UAB.
- ▶ **Steven Blanco** (St. Martinville, La.) rushed for 69 yards on six carries in his 2025 debut against McNeese, capping off the night with a 34-yard touchdown.

RECEIVER NOTES

- ▶ Ten players in the receiving corp have at least one reception on the season.
- ▶ **Robert Williams (Humble, Texas)** had a career-best 134 yards receiving at James Madison.
- ▶ **Shelton Sampson Jr.** (Baton Rouge, La.), a former teammate of Beale at Catholic HS, set career-highs in receptions (6), yards (138), TDs (2) and long reception (45) in the win at South Alabama.
- ▶ Sampson's four receptions against Rice were the first in his collegiate career after spending two seasons at LSU.
- ▶ Sampson's 36-yard TD reception at Troy was the first of his collegiate career.
- ▶ **KeDarius Wade** (Jackson, Miss.) had a 19-yard reception against McNeese to set up Tony Sterner's field goal to end the first half for a 17-7 lead.
- ▶ **Dale Martin (Maurice, La.)** earned his first collegiate start and recorded his first TD reception with 16 seconds remaining in regulation against Marshall.

TIGHT END NOTES

- ▶ **Caden Jensen** (Flower Mound, Texas) set career-bests in receptions (5) and yards (45) against Southern Miss.
- ▶ Furman transfer **Brock Chappell** (Sanford, N.C.) recorded his first touchdown catch on October 11 at James Madison.
- ▶ Chappell's 35-yard grab at South Alabama was a career long.
- ▶ With 10 receptions on the season, **Trey Miller** (Weston, Neb.) is four receptions shy of his four-year career total (14) at Division II Wayne State (Neb.).

OFFENSIVE LINE NOTES

- ▶ Louisiana has been decimated on the offensive line with the top seven tackles missing time due to injury or other circumstances.
- ▶ **Jax Harrington** (Erath, La.) has played in 52 games with 46 starts in his career.
- ▶ Harrington is the lone player on the line to play every game this season
- ▶ Left guard **Kaden Moreau** (Pineville, La.) is the next most experienced player up front entering bowl week with 35 games played.
- ▶ **Matt Broussard** (Thibodaux, La.) earned his first collegiate start at left guard against Missouri.
- ▶ **George Jackson** (Stone Mountain, Ga.), **J'Marion Gooch** (Gallatin, Tenn.) and **Zay Alexander** (Tupelo, Miss.) suffered season-ending injuries.
- ▶ True freshman **Jakoby Isom** (Houston, Texas), in his first career start against Southern Miss, suffered a season-ending injury.
- ▶ Redshirt freshman **Ryder Bentley** (Monroe, La.) is slated to make his first career start against Delaware.



DEFENSIVE LINE NOTES

- ▶ Redshirt senior **Jordan Lawson** (Brandon, Miss.) has posted 37 tackles through 10 games to lead all linemen, with 8.5 tackles for loss.
- ▶ Lawson has 28.5 tackles for loss with 16.5 sacks in his career at Louisiana.
- ▶ The senior was a first-team Preseason All-Sun Belt Conference selection and was named to the Bronko Nagurski Trophy Watch List
- ▶ **Kadarius Miller** (Summitt, Miss.) has totaled 20 tackles on the season with **Jaelen Crider** (Morrow, Ga.) posting 17 stops with a 1.5 sacks.
- ▶ Six-foot-seven **Chase Edwards** (Houston, Texas) earned his first career start against Rice and posted a tackle in the first quarter.
- ▶ **Fitzgerald West Jr.** (Lafayette, La.) has started the past five games in the interior for Louisiana.

LINEBACKER NOTES

- ▶ **Jaden Dugger** (Pittsburgh, Pa.), who played as a safety at Georgetown from 2022-23, recorded a career-high 16 tackles in Louisiana's SBC clash with Southern Miss.
- ▶ Dugger added 11 tackles in his first start at the "Mike" position against Rice and had 11 tackles with a sack and 2.0 tackles for loss at No. 25 Missouri.
- ▶ Dugger leads the team with 118 tackles and is second with 11.0 stops for loss.
- ▶ **Terrence Williams** (Many, La.) posted a career-best nine tackles at South Alabama.
- ▶ Williams, a converted running back, has 68 tackles on the season, including 38 solo.
- ▶ **Jake St. Andre** (Bossier City, La.) added a career-best six tackles for Louisiana against Rice, including a fourth-down stop for loss from the UL 1.
- ▶ St. Andre, a former walk-on, was placed on scholarship by the Ragin' Cajuns coaching staff during 2025 spring drills.
- ▶ **Cameron Whitfield** (Houston, Texas) has tallied 21 tackles with a half-tackle for loss at the "Jack" position.
- ▶ Whitfield was credited with his first career interception at Missouri with his second-quarter pick snapping a string of 76 straight passes without an interception for Mizzou quarterback Beau Pribula.
- ▶ **Drenon Fite III** (Tatum, Texas) started two games at the "Jack" position in place of Whitfield.
- ▶ **Ashley Williams Jr.** (Zachary, La.) posted four tackles - all solo - against the Owls and has 14 stops overall.
- ▶ **Caleb Kibodi** (Baton Rouge, La.) collected three tackles against Rice and earned his first career sack in the win over McNeese.
- ▶ **Lester Jones** (Baton Rouge, La.) made the most of his appearance at Eastern Michigan, collecting his first tackles (5) of the season, including a tackle for loss.

SECONDARY NOTES

- ▶ **Tyree Skipper** (New Orleans, La.), in his first action since Arkansas State on Nov. 9, 2024, posted three tackles against Rice in his return to the lineup.
- ▶ Skipper earned preseason first-team All-SBC honors and was named to both the Paycom Jim Thorpe Watch List and Bednarik Award Watch List.
- ▶ Skipper totaled 41 tackles and tied for the team lead with four interceptions.
- ▶ His interception against Southern Miss on October 25 was the eighth of his career.
- ▶ **Jalen Clark** (New Orleans, La.) has recorded 34 tackles during the season with an interception and pair of pass breakups.
- ▶ Clark made a key defensive play against McNeese, picking off a Jake Strong pass late in the second quarter and helping Louisiana break a 7-all tie with a 10-point surge in the final 1:06.
- ▶ **Kody Jackson** (Shreveport, La.) replaced Skipper in the lineup in 2024 and posted 22 tackles with three interceptions and three breakups.
- ▶ **Courtline Flowers** (Dallas, Texas), returned to the lineup after missing the final 12 games last season, and is fifth overall in tackles (45) with a sack and 3.0 tackles for loss.
- ▶ Flowers posted 46 tackles in 2023, playing primarily at the "Star" position, and added 31 stops with an interception in 2022.
- ▶ Flowers' 35-yard interception return for a touchdown at Eastern Michigan was the first by a Ragin' Cajun since Caleb Kibodi's 50-yard return for a TD in the 2024 opener against Grambling.
- ▶ **Key'Savalyn Barnes** (Logansport, La.) added one tackle while redshirt freshman **Avery Demery** (Manvel, Texas) was credited with his first official stop.
- ▶ Richmond transfer **Trae Tomlinson** (Winnipeg, Manitoba) posted two tackles in his Louisiana debut against Rice and earned the start against McNeese.
- ▶ Freshman **Brent Gordon Jr.** (Breaux Bridge, La.) had two tackles and a pass breakup in his debut against McNeese.
- ▶ Gordon earned his first collegiate start against high-powered Missouri, finishing with six tackles.
- ▶ Gordon added a career-high 10 tackles at Eastern Michigan.
- ▶ Former walk-on **Maurion Eleam** (Monroe, La.) led Louisiana with a career-high six tackles in the win over McNeese.
- ▶ Eleam joined St. Andre on being placed on scholarship during 2025 spring drills.
- ▶ **Collin Jacob (Loreauville, La.)** posted a career-high 14 tackles in the win over Marshall, replacing Skipper in the second quarter.
- ▶ Jacob entered the Marshall game with six career tackles.
- ▶ Redshirt freshman **Lake Bates** (Stonewall, La.) has played in six games and posted eight tackles on the season.
- ▶ True freshman **Steven Ranel II** (Baton Rouge, La.) is scheduled to make his collegiate debut at A-State.

LAWSON THE SACK MASTER

- ▶ Jordan Lawson looks to etch his name into the Louisiana record books as the senior is three sacks shy of tying the school's career record.
- ▶ Below are the career leaders in sacks for the Ragin' Cajuns:

1.	21	Zi'Yon Hill-Green (-129)	2017-22
	21	Christian Ringo (-145)	2011-14
	21	Jeff Mitchell (-153)	1992-95
3.	19.5	Chauncey Manac (-158)	2018-21
	19.5	Joe Dillon (-153)	2015-20
5.	19	Paul Cabble (-143)	1993-94
-	18	JORDAN LAWSON (-99)	2022-present

2025 HONORS

BILL DAVIS, RB

- ▶ Third-Team All-Sun Belt Conference
- ▶ Preseason All-Sun Belt Conference (2nd team)
- ▶ Doak Walker Award

JADEN DUGGER, LB

- ▶ First-Team All-Sun Belt Conference
- ▶ SBC Defensive Player of the Week (12/1)

BRENT GORDON JR., DB

- ▶ All-Sun Belt Conference (Honorable Mention)

JAX HARRINGTON, OL

- ▶ First-Team All-Sun Belt Conference
- ▶ HERO Sports All-America (Third Team)
- ▶ Preseason All-Sun Belt Conference (2nd team)

JORDAN LAWSON, DL

- ▶ Second-Team All-Sun Belt Conference
- ▶ Preseason All-Sun Belt Conference (1st team)
- ▶ Bronko Nagurski Trophy Watch List

ZYLAN PERRY, RB

- ▶ All-Sun Belt Conference (Honorable Mention)
- ▶ Doak Walker Award
- ▶ Paul Hornung Award Watch List

TYREE SKIPPER, DB

- ▶ All-Sun Belt Conference (Honorable Mention)
- ▶ Preseason All-Sun Belt Conference (1st team)
- ▶ Paycom Jim Thorpe Watch List
- ▶ Bednarik Award Watch List

TONY STERNER, K

- ▶ SBC Special Teams Player of the Week (9/1)

BRYANT WILLIAMS, OL

- ▶ All-Sun Belt Conference (Honorable Mention)

LUNCH WINFIELD, QB

- ▶ Davey O'Brien Great 8 (9/29)
- ▶ SBC Offensive Player of the Week (9/29)
- ▶ Hero Sports Group of 5 Offensive Player of the Week (9/29)



#PREAUXCAJUNS

Ten former Ragin' Cajuns are on NFL rosters at the beginning of the 2025 season with eight earning a spot on the active roster:

ACTIVE ROSTERS (8)

Percy Butler _____ S _____ Washington
Dalen Cambre _____ WR _____ NY Giants
Kevin Dotson _____ RG _____ LA Rams
Robert Hunt _____ RG _____ Carolina
Keyon Martin _____ CB _____ Baltimore
Elijah Mitchell _____ RB _____ Kansas City
Max Mitchell _____ LT _____ NY Jets
Nathan Thomas _____ LT _____ Dallas

PRACTICE SQUAD (1)

Andre Jones _____ DE _____ Buffalo

RESERVED/INJURED (1)

John Stephens Jr. _____ TE _____ Dallas

FUTURE SCHEDULES

2026

Sept. 5 _____ **LAMAR**
Sept. 12 _____ at USC
Sept. 19 _____ **UAB**
Sept. 26 _____ at Louisiana Tech

2027

Sept. 4 _____ at Tulane
Sept. 11 _____ **EAST TEXAS A&M**
Sept. 18 _____ at UCF
Sept. 25 _____ **KENNESAW STATE**

2028

Sept. 9 _____ **TULSA**
Sept. 16 _____ at TCU
Sept. 23 _____ at Liberty

2029

Sept. 8 _____ **LOUISIANA TECH ***

2030

Sept. 14 _____ **NEW MEXICO STATE**
Sept. 21 _____ at Buffalo

2032

Sept. 25 _____ **LIBERTY**

* - future Sun Belt Conference game

2025 FOOTBALL POSITION NOTES (SPECIALISTS)

PLACEKICKING NOTES

- ▶ After converting on 2 of 2 field goal attempts in his career, **Tony Sterner** (Kingwood, Texas) made both of his attempts in the first half against Rice.
- ▶ Sterner, whose previous long (35 yards) came when he played for FCS Incarnate Word, kicked a career-long 47-yard field goal on Louisiana's opening drive before connecting on a 51-yard attempt in the final minute of the first half.
- ▶ Sterner was named the Sun Belt Conference Special Teams Player of the Week on September 1 after his performance against Rice.
- ▶ Sterner is tied for sixth among Sun Belt Conference kickers in field goals (13) and is seventh among kickers in scoring (69 points).
- ▶ **Logan Klotz** (Slidell, La.) set a career-best with five kickoff attempts against McNeese.
- ▶ **Brek Schultz** (Watson, La.) made his debut at Missouri, getting a touchback on the second half kickoff.

PUNTING NOTES

- ▶ **Nate Torney** (Kyabram, Australia) attempted three punts - all in the second half - against Rice and averaged 45.7 yards per attempt.
- ▶ Torney booted a 51-yard attempt to the Rice 9 on Louisiana's first drive in the third quarter and added kicks of 42 and 44 yards in the fourth.
- ▶ On the season, Torney is averaging 43.0 yards per attempt to rank fifth in the Sun Belt Conference.
- ▶ Torney, in his second year with Louisiana, averaged 39.2 yards on 36 attempts in 2024.
- ▶ The 27-year-old Torney is the fourth Australian to punt for the Ragin' Cajuns since 2013 joining Daniel Cardona, Steven Coutts and Rhys Byrns.
- ▶ Torney is the ninth-oldest FBS player.

Age	Name	School	Class	Position	DOB
30	Jack Murley	Southern Miss	Fr.	Punter	4/23/95
30	Monte Harrison	Arkansas	So.	Wide Receiver	8/10/95
29	Billy Gowers	Hawaii	Fr.	Punter	6/10/96
27	Mitch McCarthy	Indiana	Sr.	Punter	10/10/97
27	Daniel Hughes	New Mexico	So.	Punter	6/2/98
27	Willson Berry	Kentucky	Sr.	Punter	6/8/98
27	Bubba Thompson	North Texas	Fr.	Quarterback	6/9/98
27	Bailey Ettridge	Nevada	Fr.	Punter	6/23/98
27	Nate Torney	Louisiana	Sr.	Punter	7/5/98
27	Aliki Vihami	Utah	Gr.	Defensive Tackle	8/3/98
26	Cory Godinet	UTSA	Sr.	Offensive Line	1/27/99
26	Nathan Tiyce	Mississippi St	Fr.	Punter	4/12/99
26	Jackson Ross	Tennessee	Jr.	Punter	6/22/99

- ▶ Schultz handled Louisiana's final punt of the game at Missouri, launching a 48-yarder in the fourth quarter.

KICK/PUNT RETURN NOTES

- ▶ **Robert Williams** (Humble, Texas) returned three punts for 23 yards, including a 13-yard return in the fourth quarter against Rice.
- ▶ Williams' 50-yard kick return against McNeese set up Bill Davis' 6-yard rushing TD on Louisiana's opening drive.
- ▶ Williams served as the key returner on three kickoffs against the Owls and did not record a return.
- ▶ **Zylan Perry** (Franklin, La.) has averaged 25.1 yards per return in his career and is listed as the backup to Williams.
- ▶ **Ja'Corian Norris** (Pineville, La.) was added to the depth chart as a kick returner prior to the Eastern Michigan game and recorded his first career return against Marshall.

HOLDER/SNAPPER NOTES

- ▶ **Hunter Sims** (Arcola, Miss.) handled all snaps on Tony Sterner's field goal attempts through the first four games before moving back to his long snapper position against Marshall.
- ▶ Sims replaced PFF Special Teams All-American Dalen Cambre, who served as the Cajuns' holder since the 2020 season.
- ▶ Sims opened the season as the team's backup long snapper behind **Carter Milliron** (Hoover, Ala.) with **Teddy Gawlik** (Houma, La.) serving as the emergency snapper.
- ▶ Milliron was injured in the Eastern Michigan game (lower body) and will miss the rest of the season.
- ▶ Milliron had appeared in 44 games with Sims making 33 appearances, including all 14 games at long snapper last season.
- ▶ The duo split reps during the season with Milliron handling all long snaps with Sims taking care of all snaps on field goals and PAT attempts.



THE SUN BELT CONFERENCE

2025 SUN BELT STANDINGS

EAST DIVISION											
School	W-L	PF	PA	W-L	PF	PA	H	A	STRK	AP	USA
James Madison	8-0	340	121	12-1	485	206	7-0	5-1	W11	0-0	0-0
Old Dominion	6-2	258	165	9-3	392	231	6-0	3-3	W5	0-1	0-1
Coastal Carolina	5-3	247	270	6-6	274	407	4-2	2-4	L3	0-1	0-1
Georgia Southern	4-4	214	258	6-6	334	410	4-2	2-4	W1	0-0	0-0
Marshall	3-5	262	262	5-7	369	363	3-3	2-4	L2	0-1	0-1
App State	2-6	209	264	5-7	304	358	3-3	1-4	L1	0-1	0-1
Georgia State	0-8	156	262	1-11	237	454	1-5	0-6	L9	0-2	0-2

WEST DIVISION											
School	SBC	PF	PA	Overall	PF	PA	H	A	Str	AP	USA
Troy	6-2	220	195	8-5	316	318	4-2	4-3	L1	0-2	0-2
Southern Miss	5-3	241	220	7-5	358	329	4-3	3-2	L3	0-0	0-0
Louisiana	5-3	238	250	6-6	325	360	4-2	2-4	W4	0-1	0-0
Arkansas State	5-3	200	196	6-6	293	328	3-3	3-3	W1	0-1	0-1
Texas State	3-5	288	267	6-6	433	367	4-2	2-4	W3	0-0	0-1
South Alabama	3-5	212	244	4-8	318	365	2-4	2-4	L1	0-1	0-0
ULM	1-7	132	243	3-9	199	383	2-3	1-6	L8	0-1	0-1

2025 SUN BELT CONFERENCE BOWL SCHEDULE

Tuesday, December 16

IS4S Salute to Veterans Bowl – Troy vs. Jacksonville State (8:00 p.m., ESPN)

Wednesday, December 17

StaffDNA Cure Bowl – Old Dominion vs. South Florida (4:00 p.m., ESPN)

68 Ventures Bowl – Louisiana vs. Delaware (7:30 p.m., ESPN)

Thursday, December 18

Xbox Bowl – Arkansas State vs. Missouri State (8:00 p.m., ESPN2)

Saturday, December 20

College Football Playoff First Round –(12) James Madison at (5) Oregon (6:30 p.m., TNT)

Tuesday, December 23

New Orleans Bowl – Southern Miss vs. Western Kentucky (4:30 p.m., ESPN)

Monday, December 29

JLab Birmingham Bowl – Georgia Southern vs. App State (1:00 p.m., ESPN)

Tuesday, December 30

Radiance Technologies Independence Bowl – Coastal Carolina vs. Louisiana Tech (1:00 p.m., ESPN)

Friday, January 2

Lockheed Martin Armed Forces Bowl – Texas State vs. Rice (12:00 p.m., ESPN)

BOWL GAME HISTORY

- Louisiana is making its school-record eighth consecutive bowl game and 15th all-time.
- Louisiana has an official bowl record of 6-6.

Date	Score	Opponent	Bowl Game
Jan. 1, 1944	W, 24-7	Arkansas A&M	Oil Bowl
Dec. 12, 1970	L, 25-26	Tennessee State	Grantland Rice Bowl
Dec. 17, 2011	W, 32-30*	San Diego State	R+L Carriers New Orleans Bowl
Dec. 22, 2012	W, 24-7	East Carolina	R+L Carriers New Orleans Bowl
Dec. 21, 2013	W, 24-21*	Tulane	R+L Carriers New Orleans Bowl
Dec. 20, 2014	W, 16-3	Nevada	R+L Carriers New Orleans Bowl
Dec. 17, 2016	L, 21-28	Southern Miss	R+L Carriers New Orleans Bowl
Dec. 15, 2018	L, 24-41	Tulane	AutoNation Cure Bowl
Jan. 6, 2020	W, 27-17	Miami (Ohio)	LendingTree Bowl
Dec. 26, 2020	W, 31-24	UTSA	SERVPRO First Responder Bowl
Dec. 18, 2021	W, 36-21	Marshall	R+L Carriers New Orleans Bowl
Dec. 23, 2022	L, 16-23	Houston	Radiance Technologies Independence Bowl
Dec. 16, 2023	L, 31-34 (ot)	Jacksonville State	R+L Carriers New Orleans Bowl
Dec. 28, 2024	L, 3-34	TCU	Isleta New Mexico Bowl

* - Game was vacated due to NCAA sanctions

ASSOCIATED PRESS POLL

Rk.	Team	Record	Points	LW
1.	Indiana (66)	13-0	1650	2
2.	Georgia	12-1	1550	3
3.	Ohio State	12-1	1538	1
4.	Texas Tech	12-1	1452	5
5.	Oregon	11-1	1358	5
6.	Ole Miss	11-1	1323	6
7.	Texas A&M	11-1	1278	7
8.	Oklahoma	10-2	1154	8
9.	Notre Dame	10-2	1094	9
10.	Miami	10-2	1017	12
11.	Alabama	10-3	973	10
12.	BYU	11-2	899	11
13.	Vanderbilt	10-2	880	13
14.	Texas	9-3	872	14
15.	Utah	10-2	748	15
16.	USC	9-3	609	17
17.	Tulane	11-2	521	21
18.	Michigan	9-3	503	18
19.	James Madison	12-1	490	19
20.	Virginia	10-3	323	16
21.	Arizona	9-3	322	22
22.	Navy	9-2	173	23
23.	North Texas	11-2	151	20
24.	Georgia Tech	9-3	147	24
25.	Missouri	8-4	92	25

Others receiving votes: Houston 82, Iowa 74, Tennessee 61, New Mexico 21, Duke 18, Boise State 16, UNLV 10, South Florida 10, SMU 8, Louisville 6, Arizona State 6, UConn 5, Washington 4, Kennesaw State 3, Pittsburgh 3, Illinois 2, Iowa State 2, Western Michigan 1, TCU 1.

AFCA COACHES POLL

Rk.	Team	Record	Points	LW
1.	Indiana (61)	13-0	1549	2
2.	Georgia (1)	12-1	1461	3
3.	Ohio State	12-1	1433	1
4.	Texas Tech	12-1	1339	6
5.	Oregon	11-1	1317	4
6.	Ole Miss	11-1	1240	5
7.	Texas A&M	11-1	1169	7
8.	Oklahoma	10-2	1093	8
9.	Notre Dame	10-2	1037	9
10.	Miami	10-2	941	13
11.	Alabama	10-3	913	10
12.	Vanderbilt	10-2	867	12
13.	BYU	11-2	790	11
14.	Texas	9-3	788	14
15.	Utah	10-2	719	15
16.	USC	9-3	558	17
17.	Michigan	9-3	479	18
18.	Tulane	11-2	448	21
19.	James Madison	12-1	389	19
20.	Arizona	9-3	326	22
21.	Virginia	10-3	288	16
22.	Georgia Tech	9-3	223	23
23.	Tennessee	8-4	123	24
24.	Houston	9-3	119	NR
25.	Navy	9-2	118	25

Others receiving votes: Iowa 102, North Texas 89, Missouri 51, Duke 43, SMU 32, Washington 24, Illinois 10, Boise State 10, TCU 9, Pittsburgh 9, Arizona State 8, Louisville 7, South Florida 7, UConn 7, Penn State 6, Kennesaw State 3, UNLV 2, Old Dominion 2, Western Michigan 1, San Diego State 1.





Michael Desormeaux – Head Football Coach

Fourth Season as Head Coach | 10th Season Overall

- Named the 27th head coach in Louisiana Ragin' Cajuns Football history on Dec. 5, 2021.
- Enters his fourth season at the helm with a 23-18 record — the second-most wins through three seasons in program history behind only Billy Napier (28).
- Guided the Ragin' Cajuns to a 10-4 record in 2024, a berth in the Sun Belt Conference Championship Game, and the program's school-record seventh consecutive bowl appearance.
- Named both the Sun Belt Conference and Louisiana Sportswriters Association Coach of the Year in 2024.
- Led Louisiana to a perfect 6-0 record on the road in 2024 — the second time in program history to win six or more road games (also 2020).
- In 2024, quarterback Ben Wooldridge was named Sun Belt Offensive Player of the Year; kicker Kenneth Almendares earned the Lou Groza Award as the nation's top placekicker.
- Louisiana was one of just six FBS teams to post an unbeaten road record in 2024, joining Penn State, Oregon, Texas, Army, and Notre Dame.

Coaching Career at Louisiana

- Joined the Ragin' Cajuns staff in 2016; promoted to Co-Offensive Coordinator in 2021.
- Helped Louisiana win four straight Sun Belt West Division titles (2018–21) and the program's first outright Sun Belt Championship in 2021.
- In 2021, coordinated an offense that ranked third in the Sun Belt in scoring (31.2 ppg) and total offense (397.6 ypg), en route to a program-best 13 wins.
- In 2020, offense ranked 29th nationally in scoring (33.6 ppg) and 21st in rushing (213.0 ypg).
- Louisiana's 2019 offense ranked 8th nationally in total offense (494.1 ypg) and 10th in scoring (37.9 ppg).

Recruiting Impact

- Played a key role in securing the Sun Belt's top-ranked recruiting classes in 2019, 2020, 2021, and 2023.
- Maintains strong ties with Louisiana high school coaches and remains a respected figure in statewide recruiting circles.

High School Coaching Career

- Served as head coach at Ascension Episcopal (2013–15), taking over a winless program and leading it to an 11-2 record and the state semifinals by 2015.
- Began coaching career as Offensive Coordinator and Quarterbacks Coach at Catholic-New Iberia (2010–13).

Playing Career at Louisiana

- Three-time All-Sun Belt selection and 2008 Sun Belt Offensive Player of the Year.
- Passed for 3,893 yards and 23 touchdowns while rushing for 2,843 yards and 16 TDs.
- Became the eighth QB in NCAA history to rush for 1,000+ yards in back-to-back seasons (2007–08).
- Led the Sun Belt in passing efficiency and broke Jake Delhomme's single-season school record for passing efficiency.
- Member of the National Football Foundation's Hampshire Honor Society, graduating with a 3.91 GPA in 2008.

THE DESORMEAUX FILE

Hometown _____ New Iberia, La.
 Birthday _____ Sept. 29, 1985
 Wife _____ Lindsey
 Children _____ Thomas and Elle

EDUCATION

Louisiana, 2008

COACHING EXPERIENCE

Head Coach Louisiana, 2021-Present 29-24 Overall Record

2025 _____ 68 Ventures Bowl
 2024 _____ Isleta New Mexico Bowl
 2023 _____ R+L Carriers New Orleans Bowl
 2022 _____ Radiance Technologies Independence Bowl
 2021 _____ R+L Carriers New Orleans Bowl (Champions)

Assistant Coach/Louisiana, 2016-2021

2021 _____ Sun Belt Conference Champions
 2020 _____ Sun Belt Conference Champions
 2020 _____ SERVPRO First Responder Bowl (Champions)
 2020 _____ LendingTree Bowl (Champions)
 2019 _____ Sun Belt Championship Game
 2018 _____ Sun Belt Championship Game
 2018 _____ AutoNation Cure Bowl
 2016 _____ R+L Carriers New Orleans Bowl

Ascension Episcopal HS, 2013-15

Head Coach

Catholic-New Iberia, 2010-13

Offensive Coordinator/Quarterbacks

COACHING HONORS

Sun Belt Conference Coach of the Year _____ 2024
 Louisiana Sportswriter Association Coach of the Year _____ 2024

PLAYING EXPERIENCE

Louisiana _____ 2005-2008
 Jacksonville Jaguars (DB - Training Camp) _____ 2009
 Calgary Stampeders (QB - Practice Roster) _____ 2009



HEAD COACH MICHAEL DESORMEAUX

vs. OPPONENTS (2025 opponents in bold>)

App State	1-0
Arkansas State	3-1
Buffalo	1-0
Coastal Carolina	1-0
Delaware	0-0
Eastern Michigan	1-1
Florida State	0-1
Georgia Southern	1-0
Georgia State	0-1
Grambling	1-0
Houston	0-1
Jacksonville State	0-1
James Madison	0-1
Kennesaw State	1-0
Marshall	3-1
McNeese State	1-0
Minnesota	0-1
Missouri	0-1
Northwestern State	1-0
Old Dominion	0-1
Rice	0-2
South Alabama	2-2
Southeastern Louisiana	1-0
Southern Miss	1-3
TCU	0-1
Texas State	4-0
Tulane	0-1
Troy	1-3
UAB	1-0
ULM	3-1
Wake Forest	1-0

vs. CONFERENCES

American	1-4
Atlantic Coast	1-1
Big 12	0-1
Big Ten	0-1
Conference USA	2-2
Mid-American	2-1
Southeastern	0-1
Southland	2-0
Sun Belt	19-13
SWAC	1-0

MICHAEL DESORMEAUX YEAR-BY-YEAR BREAKDOWN

Year	School	Record	Conf.	Bowl Game	Non-Con	Home	Road	Neutral	vs. Top 25
2021	Louisiana	1-0	0-0	New Orleans Bowl	1-0	0-0	0-0	1-0	0-0
2022	Louisiana	6-7	4-4	Independence Bowl	2-3	4-2	2-4	0-1	0-1
2023	Louisiana	6-7	3-5	New Orleans Bowl	3-2	4-2	2-4	0-1	0-0
2024	Louisiana	10-4	7-1	New Mexico Bowl	3-3	4-3	6-0	0-1	0-0
2025	Louisiana	6-6	5-3	68 Ventures Bowl	1-3	4-2	2-4	0-0	0-1
Overall		29-24 (.547)	19-13 (.593)	Five Bowl Games	10-11	16-9	12-12	1-3	0-2

ALL-TIME LOUISIANA COACHING RECORDS

	Coach	Tenure	Record	Pct
1.	Russ Faulkinberry	1961-73	66-62-2	.515
2.	Nelson Stokley	1986-98	62-80-1	.437
3.	T. Ray Mobley	1916, 1919, 1921-30	57-48-7	.540
4.	Rickey Bustle	2002-2010	41-65	.387
5.	Billy Napier	2018-2021	40-12	.769
6.	Clement J. McNaspy	1908-11, 1913, 1917-18	34-15-4	.679
7.	Johnny L. Cain	1937-41, 1946	33-19-5	.623
8.	Augie Tammariello	1974-79	30-35-2	.470
9.	Michael Desormeaux***	2021-Present	29-24	.547
	Raymond Didier	1951-56	29-27-2	.517
	Sam Robertson	1980-85	29-34-2	.462
11.	Mark Hudspeth*	2011-17	29-38	.433
13.	T.F. Wilbanks	1931-36	19-32-2	.377
14.	George Mitchell	1947-49	18-8-1	.685
15.	Louis Whitman	1942-45	14-14-2	.500
16.	Jim "Red" Hoggatt	1958-60	11-17	.393
17.	R.B. Dunbar	1914-15	10-5-1	.656
18.	Jerry Baldwin	1999-2001	6-27	.182
19.	A.L. "Red" Swanson	1950	5-4	.556
20.	John Robert Bell	1957	4-5-1	.450
21.	Ashby Woodson	1901-02	3-2	.600
	H. Lee Prather	1912	3-4	.429
23.	Edwin F. Gayle	1904	2-0-1	.833
	H.O. Tudor	1920	2-8	.200
25.	Jefferson Caffery	1907	1-0	1.000
	Herbert McNaspy	1906	1-0-1	.750
	J. Ovey Herpin	1903	1-1	.500
28.	Dan "Sonny" Roy**	1973	0-1	.000

* - Mark Hudspeth's actual on-field record is 51-38 (.573)

** - served as interim coach for final game of 1973 season

*** - named head coach prior to the 2021 R+L Carriers New Orleans Bowl



LOUISIANA NUMERICAL ROSTER

NO.	NAME	POS.	HT.	WT.	CL.	HOMETOWN/PREVIOUS SCHOOL
0	Jordan Lawson	DL	6-4	243	R-Sr.	Brandon, Miss./Brandon
0	Robert Williams	WR	6-2	183	R-Sr.	Humble, Texas/Trinity Christian
2	Jalen Clark	S	6-2	205	R-Sr.	New Orleans, La./Alabama Christian Academy
2	Lunch Winfield	QB	6-1	217	R-So.	Lutcher, La./Lutcher
3	Jaden Dugger	OLB	6-5	250	Sr.	Pittsburgh, Pa./Georgetown
3	Zylan Perry	RB	5-11	214	R-Jr.	Franklin, La./Franklin
4	Walker Howard	QB	6-0	195	R-Jr.	Lafayette, La./Ole Miss
4	Tyree Skipper	S	6-2	207	R-Sr.	New Orleans, La./Sophie B. Wright Charter School
6	Shelton Sampson Jr.	WR	6-4	195	R-So.	Baton Rouge, La./LSU
6	Terrence Williams	LB	6-1	225	R-Sr.	Many, La./Many
7	Bill Davis	RB	5-9	225	R-So.	LaPlace, La./Riverside Academy
7	Courtline Flowers	CB	6-0	190	R-Sr.	Dallas, Texas/South Oak Cliff
8	Rahji Dennis	WR	5-11	176	R-Fr.	New Orleans, La./Edna Karr
8	Kody Jackson	S	6-0	202	R-So.	Shreveport, La./Evangel
9	Trenton Chaney	WR	5-9	170	Fr.	Gramercy, La./Lutcher
9	Cameron Whitfield	OLB	6-3	245	R-Sr.	Houston, Texas/Dawson
10	Russell Babineaux	WR	5-9	170	Fr.	Duson, La./Acadiana
10	Avery Demery	CB	6-1	185	R-Fr.	Manvel, Texas/Manvel
11	Daniel Beale	QB	6-2	200	R-Fr.	Baton Rouge, La./Catholic
11	Brent Gordon Jr.	CB	5-11	190	Fr.	Breaux Bridge, La./Cecilia
13	Curley Reed III	CB	6-1	195	R-So.	Lake Charles, La./Washington
13	Charles Robertson	WR	6-1	180	R-So.	Zachary, La./Zachary
15	Coleman Carter	QB	6-1	185	Fr.	Natchez, Miss./Adams County Christian School
15	Ja'Corian Norris	S	6-1	195	R-Fr.	Pineville, La./Tioga
16	Sam Altmann	QB	6-3	210	R-Fr.	Lafayette, La./St. Thomas More
16	Kailep Edwards	LB	6-0	224	R-Jr.	Wallace, La./West St. John
17	Ashley Williams Jr.	OLB	6-5	255	R-So.	Zachary, La./Arizona State
18	Micaiah Bivines	S	6-0	190	R-Sr.	Norman, Okla./Northeastern Oklahoma A&M
18	Jaydon Johnson	WR	6-2	227	R-Jr.	Missouri City, Texas/Fort Bend Marshall
19	Dale Martin	WR	6-2	200	R-Sr.	Maurice, La./North Vermilion
19	Cam Riley	CB	5-11	170	Fr.	Monroe, La./Neville
20	JJ Garner	RB	5-11	195	Fr.	Timpson, Texas/Timpson
20	Trae Tomlinson	CB	5-10	183	Gr.	Winnipeg, Manitoba/Richmond
21	Maurion Eleam	S	5-10	166	R-Jr.	Monroe, La./Neville
22	Kevin Malone	CB	5-9	165	Fr.	Prichard, Ala./Vigor
22	Darrell Smith	RB	5-8	185	Fr.	Picayune, Miss./Picayune Memorial
23	Jeremiah Moses	CB	6-0	177	R-So.	Shreveport, La./Belle Chasse
23	Landon Strother	WR	6-1	184	R-Fr.	Lafayette, La./St. Thomas More
24	Steven Blanco	RB	5-9	210	R-Fr.	St. Martinville, La./St. Martinville
24	Lorenzell Dubose	CB	6-0	185	R-Jr.	Monroe, La./Neville
25	Jayden Gloston	CB	5-10	182	Fr.	Prairieville, La./University Lab
25	Hutch Swilley	RB	5-11	197	R-Fr.	Lafayette, La./St. Thomas More
26	Kerry Wilson	S	6-0	197	R-Jr.	Destrehan, La./Destrehan
27	Key'Savalyn Barnes	S	5-11	205	R-Sr.	Logansport, La./Logansport
28	Steven Ranel II	S	6-1	198	Fr.	Greenwell Springs, La./Central
29	Denim Day	CB	6-0	155	R-Jr.	College Station, Texas/A&M Consolidated
30	Ethan Veal	LB	6-0	205	R-Fr.	Zachary, La./Zachary
31	Drenon Fite III	OLB	6-4	261	R-Jr.	Tatum, Texas/SMU
33	AJ Spencer	LB	6-4	210	Fr.	Houston, Texas/Klein Forest
34	Brek Schultz	K	5-9	180	Fr.	Denham Springs, La./Live Oak
35	Collin Jacob	S	6-0	180	R-Jr.	Loreauville, La./Loreauville
36	Conor McPherson	LB	6-2	217	R-Fr.	Montgomery, Ala./Carver
37	Micah Johnson	LB	6-0	235	R-So.	Baton Rouge, La./Parkview Baptist
38	Na'Tori Brown	LB	6-5	240	R-Fr.	Southaven, Miss./Southaven
39	Carter Milliron	LS	6-0	257	Sr.	Hoover, Ala./Hoover
40	Logan Klotz	K	6-1	195	R-Sr.	Slidell, La./Pope John Paul II
41	Chase Edwards	DL	6-7	285	R-So.	Houston, Texas/Cypress Falls
43	Aiden Falgout	TE	6-2	227	Fr.	Lafayette, La./St. Thomas More
44	Teddy Gawlik	TE	6-2	231	R-Fr.	Houma, La./IMG Academy
44	Jake St. Andre	LB	6-1	229	R-Jr.	Bossier City, La./Haughton
45	Caleb Kibodi	LB	6-1	227	R-Sr.	Baton Rouge, La./Parkview Baptist
46	Lake Bates	S	5-10	180	R-Fr.	Stonewall, La./North Desoto
46	Emiliano Soldevilla	TE	6-2	248	R-So.	Houston, Texas/Cypress Ridge

LOUISIANA ALPHABETICAL ROSTER

No.	Name	Pos.
57	Zay Alexander	OL
16	Sam Altmann	QB
91	Priest Ashe	DL
56	Korbin Ashmore	DL
10	Russell Babineaux	WR
85	Landon Baptiste	WR
27	Key'Savalyn Barnes	S
46	Lake Bates	S
95	Maxie Baudoin IV	DL
11	Daniel Beale	QB
52	Ryder Bentley	OL
18	Micaiah Bivines	S
24	Steven Blanco Jr.	RB
76	Matthew Broussard	OL
47	Maurice Brown Jr.	CB
38	Na'Tori Brown	OLB
65	Xzavier Brown	OL
15	Coleman Carter	QB
9	Trenton Chaney	WR
83	Brock Chappell	TE
2	Jalen Clark	S
82	Quandre Coates	TE
93	Jaelen Crider	DL
51	Hayden Darbonne	LB
7	Bill Davis	RB
29	Denim Day	CB
10	Avery Demery	CB
8	Rahji Dennis	WR
24	Lorenzell Dubose	CB
3	Jaden Dugger	LB
63	Ryan Ebrahim	OL
41	Chase Edwards	DL
16	Kailep Edwards	LB
21	Maurion Eleam	S
43	Aiden Falgout	TE
31	Drenon Fite III	OLB
7	Courtline Flowers	CB
50	Cooper Fordham	OL
20	JJ Garner	RB
44	Teddy Gawlik	TE
25	Jayden Gloston	CB
72	J'Marion Gooch	OL
11	Brent Gordon Jr.	S
60	Jackson Hammond	OL
70	Jax Harrington	OL
98	Jeramiah Holts	DL
96	Chase Howard	DL
4	Walker Howard	QB
77	Jakoby Isom	OL
71	George Jackson	OL
8	Kody Jackson	S
35	Collin Jacob	S
88	Caden Jensen	TE



LOUISIANA NUMERICAL ROSTER

47	Maurice Brown Jr.	CB	6-1	171	Fr.	Lafayette, La./Acadiana
48	Hunter Sims	LS	6-2	225	R-Sr.	Arcola, Miss./Copiah-Lincoln CC
50	Cooper Fordham	OL	6-2	292	R-So.	Ponte Vedra, Fla./The Bolles School
51	Hayden Darbonne	LB	6-0	233	R-So.	Eunice, La./Eunice
52	Ryder Bentley	OL	6-6	290	R-Fr.	Monroe, La./Ouachita Christian
55	Baylynn Williams	OL	6-5	330	Fr.	Palestine, Texas/Palestine
56	Korbin Ashmore	DL	6-5	306	Fr.	Wesson, Miss./Wesson Attendance Center
57	Zay Alexander	OL	6-6	340	R-So.	Tupelo, Miss./Mississippi State
59	Andrew Martinez	OL	6-2	293	R-So.	Metairie, La./John Curtis
60	Jackson Hammond	OL	6-0	305	R-Fr.	Lafayette, La./Acadiana
63	Ryan Ebrahim	OL	6-2	301	R-Sr.	Mandeville, La./Mandeville
65	Xzavier Brown	OL	6-6	320	R-So.	Ashdown, Ark./Ashdown
68	Fitzgerald West Jr.	DL	6-2	290	R-Jr.	Lafayette, La./LSU
70	Jax Harrington	OL	6-4	323	R-Sr.	Erath, La./Erath
71	George Jackson	OL	6-5	335	R-Sr.	Stone Mountain, Ga./Stephenson
72	J'Marion Gooch	OL	6-8	332	R-So.	Gallatin, Tenn./Garden City CC
73	Jayden McAllister	OL	6-3	320	Fr.	Missouri City, Texas/Fort Bend Hightower
75	Kaden Moreau	OL	6-4	307	R-Jr.	Pineville, La./Pineville
76	Matthew Broussard	OL	6-3	305	R-So.	Thibodaux, La./E.D. White
77	Jakoby Isom	OL	6-3	325	Fr.	Houston, Texas/North Shore
79	Mackey Maillho	OL	6-8	363	R-Sr.	Covington, La./Mandeville
80	Lester Jones	OLB	6-2	225	R-So.	Baton Rouge, La./Liberty Magnet
80	Khristian Mackintrush	TE	6-3	215	Fr.	McKinney, Texas/McKinney
81	Jaiden Smith	WR	6-1	180	Fr.	Semmes, Ala./Mary G. Montgomery
82	Quandre Coates	TE	6-5	252	Fr.	Anahuac, Texas/Anahuac
83	Brock Chappell	TE	6-5	252	Jr.	Sanford, N.C./Furman
84	Evan Stroman	WR	6-4	205	Fr.	Spring, Texas/Westfield
85	Landon Baptiste	WR	6-3	179	R-So.	Lafayette, La./Southside
86	Trey Miller	TE	6-3	230	Gr.	Weston, Neb./Wayne State
87	KeDarius Wade	WR	6-4	198	R-So.	Jackson, Miss./Callaway
88	Caden Jensen	TE	6-6	264	R-So.	Flower Mound, Texas/Flower Mound
90	Kadarius Miller	DL	6-2	302	5th	Summit, Miss./Copiah-Lincoln CC
91	Priest Ashe	DL	6-3	242	R-Fr.	Crowley, Texas/Crowley
92	Nathan Torney	P	6-4	205	Sr.	Kyabram, Australia/Southern Illinois
93	Jaelen Crider	DL	6-3	291	Gr.	Morrow, Ga./Youngstown State
94	De'Antonio Lesueur	DL	6-5	245	Fr.	Mobile, Ala./LeFlore
95	Maxie Baudoin IV	DL	6-5	280	R-Sr.	Abbeville, La./Tulane
95	Tony Sterner	K	5-11	195	R-Jr.	Kingwood, Texas/Incarnate Word
96	Chase Howard	DL	6-4	250	Fr.	Mobile, Ala./Blount
97	Lance Williams	DE	6-3	240	R-So.	New Orleans, La./Holy Cross
98	Jeremiah Holts	DL	6-5	250	R-Fr.	Vinton, La./Vinton
99	Ashton Wright	DL	6-3	311	R-Fr.	Mobile, Ala./B.C. Rain

LOUISIANA ALPHABETICAL ROSTER

No.	Name	Pos.
18	Jaydon Johnson	WR
37	Micah Johnson	LB
80	Lester Jones	OLB
45	Caleb Kibodi	LB
40	Logan Klotz	K
0	Jordan Lawson	DL
94	De'Antonio Lesueur	DL
80	Khristian Mackintrush	TE
79	Mackey Maillho	OL
22	Kevin Malone	CB
19	Dale Martin	WR
59	Andrew Martinez	OL
73	Jayden McAllister	OL
36	Conor McPherson	LB
90	Kadarius Miller	DL
86	Trey Miller	TE
39	Carter Milliron	LS
75	Kaden Moreau	OL
23	Jeremiah Moses	CB
15	Ja'Corian Norris	S
3	Zylan Perry	RB
28	Steven Ranel II	CB
13	Curley Reed III	CB
19	Cam Riley	CB
13	Charles Robertson	WR
6	Shelton Sampson Jr.	WR
34	Brek Schultz	K/P
48	Hunter Sims	LS
4	Tyree Skipper	S
22	Darrell Smith	RB
81	Jaiden Smith	WR
46	Emiliano Soldevilla	TE
33	AJ Spencer	OLB
44	Jake St. Andre	LB
95	Tony Sterner	K
84	Evan Stroman	WR
23	Landon Strother	WR
25	Hutch Swilley	RB
20	Trae Tomlinson	CB
92	Nathan Torney	P
30	Ethan Veal	LB
87	KeDarius Wade	WR
68	Fitzgerald West Jr.	DL
9	Cameron Whitfield	OLB
17	Ashley Williams Jr.	OLB
55	Baylynn Williams	OL
97	Lance Williams Jr.	DL
0	Robert Williams	WR
6	Terrence Williams	LB
26	Kerry Wilson	S
2	Lunch Winfield	QB
99	Ashton Wright	DL

LOUISIANA PRONUNCIATION GUIDE

COACHING STAFF

HC	Michael DESORMEAUX	Dez-er-mo
OC	Tim LEGER	lay-zjay
AHC	JORGE Munoz	George
OLB/ST	Mike GIULIANI	joo-lee-AH-nee

PLAYERS

3	ZYLAN Perry	ZY-lynn
7	COURTLINE Flowers	COURT-lynn
8	RAHJI Dennis	Rah-gee
10	Russell BABINEAUX	BABB-in-O
10	Avery DEMERY	DEM-er-e
16	KAILEP Edwards	KAY-lip
18	MICAHIAH BIVINES	muh-KYE BIV-ins
21	MAURION ELEAM	MAW-ree-um ELL-ee-um
22	DARRELL Smith	Duh-RELL
27	KEY'SAVALYN Barnes	key-SAV-vuh-lynn (KEY for short)
39	Carter MILLIRON	MILL-iron

43	Aiden FALGOUT	FOUL-goo
44	Teddy GAWLIK	GAW-lick
45	Caleb KIBODI	kuh-BOW-dee
51	Hayden DARBONNE	DAR-Bone
59	Andrew MARTINEZ	Mar-TEEN-ez
63	Ryan EBRAHIM	E-bruh-him
75	Kaden MOREAU	MORE-oh
79	Mackey MAILHO	MAIL-oh
88	CADEN Jensen	CAY-den
92	Nathan TORNEY	TORN-ey
94	De'Antonio LESUEUR	lay-SOOR
95	Maxie BAUDOIN	BOH-dwan



DEPTH CHART

As of December 12, 2025 | Official depth chart is released on Wednesday's of game week (regular season)

OFFENSE

Pos.	No.	Name	Cl.	Ht.	Wt.	
WR (X)	6	Shelton Sampson Jr.	R-So.	6-4	195	
	19	Dale Martin	R-Sr.	6-2	200	
	-or-	87	KeDarius Wade	R-So.	6-4	198
WR (H)	13	Charles Robertson	R-Jr.	6-1	180	
	18	Jaydon Johnson	R-Jr.	6-2	227	
-or-	9	Trenton Chaney	Fr.	5-9	170	
LT	52	Ryder Bentley	R-Fr.	6-6	290	
	55	Baylynn Williams	Fr.	6-5	330	
LG	75	Kaden Moreau	R-Jr.	6-4	307	
	63	Ryan Ebrahim	R-Sr.	6-2	301	
C	59	Andrew Martinez	R-So.	6-2	293	
	60	Jackson Hammond	R-Fr.	6-0	305	
RG	76	Matt Broussard	R-So.	6-3	305	
	73	Jayden McAllister	Fr.	6-3	320	
RT	70	Jax Harrington	R-Sr.	6-4	323	
	55	Baylynn Williams	Fr.	6-5	330	
TE (H)	83	Brock Chappell	Jr.	6-5	252	
	44	Teddy Gawlik	R-Fr.	6-2	231	
TE (Y)	88	Caden Jensen	R-So.	6-6	264	
	86	Trey Miller	Gr.	6-3	230	
WR (Z)	0	Robert Williams	R-Sr.	6-2	183	
	23	Landon Strother	R-Fr.	6-1	184	
	8	Rahji Dennis	R-Fr.	5-11	176	
QB	2	Lunch Winfield	R-So.	6-1	217	
	4	Walker Howard	R-Jr.	6-0	195	
	11	Daniel Beale	R-Fr.	6-2	200	
RB	3	Zylan Perry	R-Jr.	5-11	214	
	-or-	7	Bill Davis	R-So.	5-9	225
	22	Darrell Smith	Fr.	5-8	185	
-or-	24	Steven Blanco	R-Fr.	5-9	210	

DEFENSE

Pos.	No.	Name	Cl.	Ht.	Wt.
DL	0	Jordan Lawson	R-Sr.	6-4	243
	91	Priest Ashe	R-Fr.	6-3	242
	97	Lance Williams	R-So.	6-3	240
DL	68	Fitzgerald West Jr.	R-Jr.	6-2	290
	90	Kadarius Miller	5th	6-2	302
	41	Chase Edwards	R-So.	6-7	285
DL	93	Jaalen Crider	Gr.	6-3	291
	95	Maxie Baudoin IV	R-Sr.	6-5	280
	99	Ashton Wright	R-Fr.	6-3	311
JACK	9	Cameron Whitfield	R-Sr.	6-3	245
	17	Ashley Williams Jr.	R-So.	6-5	255
-or-	31	Drenon Fite III	R-Jr.	6-4	261
WILL	6	Terrence Williams	R-Sr.	6-1	225
	44	Jake St. Andre	R-Jr.	6-1	229
	45	Caleb Kibodi	R-Sr.	6-1	227
MIKE	3	Jaden Dugger	Sr.	6-5	250
	6	Terrence Williams	R-Sr.	6-1	225
	45	Caleb Kibodi	R-Sr.	6-1	227
SAM	6	Terrence Williams	R-Sr.	6-1	225
	45	Caleb Kibodi	R-Sr.	6-1	227
STAR	21	Maurion Eleam	R-Jr.	5-10	166
	20	Trae Tomlinson	Sr.	5-10	183
CB	7	Courtline Flowers	R-Sr.	6-0	190
	10	Avery Demery	R-Fr.	6-1	185
S	4	Tyree Skipper	R-Sr.	6-2	207
	2	Jalen Clark	R-Sr.	6-2	205
	28	Steven Ranel II	Fr.	6-2	198
S	46	Lake Bates	R-Fr.	5-10	180
	8	Kody Jackson	R-So.	6-0	202
CB	11	Brent Gordon Jr.	Fr.	5-11	190
	24	Lorenzell Dubose	R-Jr.	6-0	185

SPECIALISTS

Pos.	No.	Name	Cl.	Ht.	Wt.
K	95	Tony Sterner	R-Jr.	5-11	195
	40	Logan Klotz	R-Sr.	6-1	195
P	92	Nathan Torney	Sr.	6-4	205
	34	Brek Schultz	Fr.	5-9	180
LS	48	Hunter Sims	R-Sr.	6-2	225
	44	Teddy Gawlik	R-Fr.	6-2	231
H	92	Nathan Torney	Sr.	6-4	205
	19	Dale Martin	R-Sr.	6-2	200

Pos.	No.	Name	Cl.	Ht.	Wt.
KR	15	Ja'Corian Norris	R-Fr.	6-1	195
	0	Robert Williams	R-Sr.	6-2	183
PR	0	Robert Williams	R-Sr.	6-2	183
	-or-	23	Landon Strother	R-Fr.	6-1
-or-	22	Darrell Smith	Fr.	5-8	185

SUN BELT TO INSTITUTE AVAILABILITY REPORTING FOR 2025 FOOTBALL SEASON

- ▶ Beginning with the 2025 season, the Sun Belt Conference will publish availability reports for all conference football games and will adopt a review process for feigning injuries.
- ▶ These policies are intended to promote and preserve the integrity of competition, with availability reports also protecting student-athletes and institutional staff from outside entities seeking to obtain inside information about availability.
- ▶ Prior to each conference game, Sun Belt football programs will disclose to the public—via a standardized availability report—when a student-athlete's ability to participate in an upcoming game is uncertain for any reason.
- ▶ An initial availability report will be published three days prior to each conference game (e.g. Wednesday before a Saturday game), with a gameday update to be provided by 10:30 a.m. ET/9:30 a.m. CT on gameday.
- ▶ Student-athletes must be designated as available, probable, questionable, doubtful or out on the initial availability report. Student-athletes must be designated as available, game time decision or out on the gameday update.
- ▶ All availability reports will be publicly available on SunBeltSports.org.





- Louisiana Athletics unveils the transformational renovations on the west side of Our Lady of Lourdes Stadium. The \$65 million project is the most significant upgrade to the facility since it opened in 1971. The improvements are highlighted by new premium experiences, enhanced seating in the west bowl, and a modernized concession experience.
- The new facility creates an elite gameday atmosphere for Ragin' Cajuns fans. The new west side features 34 suites, 40 loge boxes, 524 club seats, an indoor club, five new chairback sections in the lower west bowl, and enhanced amenities for all fans with a total capacity of over 30,000. These premium spaces create a first-class gameday experience and provide opportunities for UL and its partners to host premium events throughout the year.
- With 70,000 square feet in a completely reimagined space, every fan at Our Lady of Lourdes Stadium will feel an enhanced gameday experience. The west bowl improvements also include a reinvigorated concourse that provides patrons with new restrooms, more concession offerings, and an overall heightened in-stadium experience.
- DLR Group and AQ Studios designed the renovations, while J.B. Mouton, LLC guided the 19-month project. In addition to the premium seating offerings and concourse enhancements, fans will experience improved sightlines, increased legroom, and new ADA seating locations and upgrades.

STADIUM FACTS

Designers	DLR Group
	AQ Studios
Contractor	J.B. Mouton, LLC
Total Square Feet	70,000
Stadium Capacity	30,932
Suites	34
Loge Boxes	40
Club Seats	524
Elevators	4 (3 passenger, 1 service)
Stadium Lighting	Musco LED
	Minimum Average - 125 candles
	100 total fixtures,
	including 16 RGBW for light shows

TURF

Surface type	Legion Pro 2.0
	with Shaw NTX Play Pad under the surface
Square feet	83,000
Filling material	NatrulPlay Infill System
	(Sand, safeshell and Geofill)



Jim and Ruth Moncus Premium Entry





Our Lady of Lourdes Stadium, formerly known as Cajun Field has served as the home of Ragin' Cajuns football since September 1971. Louisiana holds a 175-123-2 all-time record on its home field with winning records in 42 of the 54 seasons.

The Cajuns set the school single-season records for total attendance (145,854) and average attendance (29,171) in 2011. Included in those totals were five of the top 15 crowds all-time, including a Sun Belt Conference record 32,823 vs. North Texas on Oct. 15, 2011. Louisiana was the Sun Belt attendance champion in 2004, 2008, 2011, 2013 and 2014.

Cajun Field hosted the 1,000th Cajuns game in school history on Nov. 1, 2008 before a then-Sun Belt record crowd of 29,031. The venue also hosted the 2021 Sun Belt Conference Championship Game as Louisiana earned a 24-16 win over App State before an SBC Championship Game record crowd of 31,014.

Louisiana has enjoyed plenty of memorable moments since the venue opened in 1971. The greatest of those moments came during the 1996 season when the Ragin' Cajuns opened their 26th season in the facility with the biggest upset in school history, a 29-22 victory over No. 25 Texas A&M in front of a then-record crowd of 38,783 fans. That mark surpassed the previous record crowd of 36,133 that saw the Cajuns face the Alabama Crimson Tide on Oct. 6, 1990.

On Nov. 30, 2019, Louisiana earned a thrilling 31-30 victory over in-state rival ULM to eclipse the double-digit win mark for the first time ever with its 10th victory, while also setting the school record for the most SBC wins with seven.

Cajun Field has been the site of much success with four consecutive 4-1 records from 1993-96. The school record for wins at Cajun Field in a season is seven, set during the 1976 season, one of three undefeated seasons (1976, 1980 and 1987) at Cajun Field.

Cajun Field boasts 2,577 chairback seats and additional seating to the capacity of another 38,849 giving the facility a total seating capacity of 41,426. In 2014, the south endzone was closed in to create more seating, adding 5,000 seats to the stadium capacity. In the summer of 2008, Cajun Field removed its long-standing natural grass and entered a new era with a synthetic playing surface.

For the first 17 years, Louisiana's football stadium was simply known as Cajun Field. In the summer of 1988, then-Strength & Conditioning Coach Mickey Faulkinberry suggested referring to Cajun Field as "The Swamp". The name stuck for various reasons. To start, the field surface is set two feet below sea level in a natural bowl.

In addition to providing a picturesque surrounding, the sunken facility allows most fans to walk down to their stadium seats. The Cajuns and their opponents must enter Cajun Field through a long tunnel from the Cox Communications Athletic Center.

HOMECOMING QUICK FACTS

All-time Record.....	49-30-2
Most Common Opponent.....	Louisiana Tech/Northwestern State (10 Times)
Most Common HC Date.....	Nov. 7 (5x, '53, '70, '81, '87, '92)
Most Victories Against.....	Arkansas State (6-1)
Longest Winning Streak.....	Eight (1982-89)
Longest Losing Streak.....	Three (1956-58, 1977-79, 1990-92)
Largest Margin of Victory.....	45 (2x), 10/15/88 vs. NIU (45-0) / 10/30/21 vs. Texas State (45-0)
Largest Margin of Defeat.....	33, 10/23/10 vs. WKU (21-54) 33, 10/11/58 vs. Louisiana Tech (0-33)

Record at Our Lady of Lourdes Stadium.....	175-123-2 (.586)
1971-79.....	28-28-1 (.500)
1980-89.....	35-14 (.714)
1990-99.....	24-24-1 (.500)
2000-09.....	26-28 (.481)
2010-19.....	37-19 (.660)
2020-Pres.....	26-10 (.719)
Sun Belt Conference Record.....	61-38 (.619)
Record in Home Openers.....	31-23 (.574)
Herbert Heymann Classic Record.....	20-5 (.800)
.500 or Better Seasons.....	42
Longest Winning Streak.....	11 games 9/11/76-10/15/77 11/7/20-10/1/22
Longest Losing Streak.....	7 games Sept. 6, 1997-Sept. 12, 1998
Most Wins, Season.....	7 (2021, 7-0)
Most Losses, Season.....	6 (1997, 0-6)
First Game.....	Sept. 25, 1971 vs. Santa Clara (W, 21-0)
Largest Margin of Victory.....	71 Sept. 14, 2019 vs. Texas Southern (W, 77-6)
Most Points.....	77 Sept. 14, 2019 vs. Texas Southern (W, 77-6)
Most Points (Both).....	106 Sept. 23, 2017 vs. ULM (L, 50-56 [OT])
Largest Crowd.....	41,357 Sept. 5, 2009 vs. Southern
Largest Sun Belt Crowd.....	32,823 Oct. 15, 2011 vs. North Texas

TOP 20 CAJUN FIELD CROWDS

1.	41,357	Southern (Sept. 5, 2009)
2.	38,783	Texas A&M (Sept. 14, 1996)
3.	36,170	Southern (Aug. 30, 2014)
4.	36,133	Alabama (Oct. 6, 1990)
5.	33,828	McNeese State (Sept. 15, 2007)
6.	32,823	North Texas (Oct. 15, 2011)
7.	31,014	App State (Dec. 4, 2021)
8.	30,176	Arkansas State (Nov. 6, 1976)
9.	30,028	New Mexico State (Nov. 2, 2013)
10.	29,775	Troy (Oct. 8, 2011)
11.	29,758	Tulane (Oct. 2, 2012)
12.	29,031	FIU (Nov. 1, 2008)
13.	28,871	Nicholls State (Sept. 14, 2013)
14.	28,866	Grambling (Sept. 1, 2018)
15.	28,794	Texas State (Oct. 30, 2021)
16.	28,752	Northwestern State (Nov. 12, 1977)
17.	28,741	Nicholls State (Sept. 17, 2011)
18.	28,176	ULM (Nov. 5, 2011)
19.	27,814	San Jose State (Oct. 30, 1993)
20.	27,300	Northern Illinois (Oct. 15, 1988)

TOP 20 ROAD CROWDS

1.	101,471	Alabama (Sept. 29, 2018)
2.	98,412	Texas A&M (Sept. 16, 2017)
3.	96,197	Tennessee (Nov. 3, 2007)
4.	95,110	Tennessee (Sept. 5, 1992)
T5.	92,746	Georgia (Nov. 19, 2016)
	92,746	Georgia (Sept. 4, 2010)
7.	92,443	LSU (Sept. 19, 2009)
8.	92,362	LSU (Sept. 2, 2006)
9.	91,357	LSU (Oct. 5, 2002)
10.	91,113	Texas (Sept. 4, 2021)
11.	86,482	Florida (Nov. 10, 2012)
12.	86,304	Nebraska (Sept. 26, 2009)
13.	85,075	Florida (Aug. 31, 1996)
14.	83,711	Florida (Nov. 6, 1993)
15.	82,519	Texas (Sept. 9, 2005)
16.	82,227	South Carolina (Aug. 30, 2003)
17.	80,017	Texas (Sept. 9, 2000)
18.	78,234	South Carolina (Sept. 1, 2007)
19.	75,087	Texas A&M (Aug. 31, 2002)
20.	74,369	Florida (Oct. 19, 1985)



INDIVIDUAL

Rushed for 100 yards _____ **126, Bill Davis vs. ULM, 11/29/25**
 Rushed for 150-199 yards _____ 150, Zylan Perry at ULM, 11/30/24
 Rushed for 200-249 yards _____ 246, Chris Smith at Arkansas State, 10/21/21
 Rushed for 250+ yards _____ 265, Elijah McGuire vs. Arkansas State, 10/21/14
QB Rushed for 100 yards _____ **139, Lunch Winfield at Troy, 10/25/25**
 Passed for 300-399 yards _____ 323, Chandler Fields vs. Troy, 11/23/24
 Passed for 400-499 yards _____ 470, Blaine Gautier vs. San Diego State, 12/17/2011
 Passed for 500+ yards _____ NEVER HAPPENED
Had 100 yards receiving _____ **138, Shelton Sampson Jr. at South Alabama (11/1/25)**
 Had 150-199 yards receiving _____ 179, Michael Jefferson at Southern Miss, 10/27/22
 Had 200+ yards receiving _____ 201, Fred Stamps at Middle Tennessee, 11/15/03
Returned conventional kick off for a TD _____ **Ja'Corian Norris vs. ULM, 11/29/25 (96 yards)**
 Returned kickoff 100 yards _____ Chris Smith at UAB, 10/23/20 (100 yards)
 Returned punt for TD _____ Eric Garror vs. South Alabama, 10/1/22 (69 yards)
Returned INT for TD _____ **Courtline Flowers at Eastern Michigan, 9/20/25 (35 yards)**
 Returned a fumble for TD _____ Jalen Clark, vs. Jacksonville State, 12/16/23 (46 yards)
 Returned PAT for a score _____ Trey Amos at Southern Miss, 10/27/22 (85 yards)
 Recorded a safety _____ Jourdan Quibodeaux vs. Troy, 11/23/19
Rushed for three TDs _____ **3, Lunch Winfield vs. Marshall, 9/27/25**
 Rushed for four TDs _____ 4, Montrell Johnson vs. Ohio, 9/16/21
 Rushed for five TDs _____ 5, Elijah McGuire vs. Northwestern State, 9/12/15
 Threw four TD passes _____ 4, Levi Lewis at App State, 12/7/19
 Threw five TD passes _____ 5, Ben Wooldridge vs. Arkansas State, 10/22/22
 Caught three TD passes _____ 3, Ja'Marcus Bradley vs. South Alabama, 11/17/18
 Made four FGs _____ Stevie Artigue at Tulane, 9/24/16
 Made five FGs _____ Kenneth Almendares vs. Georgia Southern, 11/10/22
Had an 80-yard-plus run _____ **84 (TD), Zylan Perry at Missouri, 9/13/25**
 Had an 80-yard-plus completion _____ 87, Zeon Chriss to Peter LeBlanc at Arkansas St., 11/4/23
 Recorded 3+ sacks _____ 4.0, Cameron Whitfield at Southern Miss, 10/5/24
 Forced two fumbles _____ 2, Cameron Whitfield at Southern Miss, 10/5/24
 Intercepted two passes _____ Keyon Martin vs. Troy, 11/23/24
Made a 50-yard FG _____ **55, Tony Sterner vs. ULM, 11/29/25**

TEAM

Shutout an opponent _____ vs. Texas State (45-0), 10/30/2021
 Shutout an opponent on the road _____ at Florida Atlantic (6-0), 10/18/2006
 Was shut out at home _____ vs. App State (0-24), 10/12/2016
 Was shut out on the road _____ at (25) Nebraska (0-55), 9/26/2009
 Held opponent scoreless in first half _____ vs. Grambling, 8/31/2024
Held opponent scoreless in second half _____ **vs. Rice, 8/30/25**
Rushed for more than 300 yards _____ **315, vs. McNeese 9/6/25**
 Rushed for more than 400 yards _____ 424, at Arkansas State 10/21/2021
 Passed for more than 400 yards _____ 415, vs. New Mexico St., 10/13/2018
 Gained 500-599 yards total offense _____ 516 at Coastal Carolina, 10/19/24 (143 rush/373 pass)
 Gained 600-699 yards total offense _____ 614, vs. Texas State, 10/31/20 (282 rush/332 pass)
 Gained 700+ yards total offense _____ 748, vs. Texas Southern, 9/14/19 (440 rush/308 pass)
 Allowed 200 yards or less total offense _____ 177, at Southern Miss, 10/5/2024 (37 rush/140 pass)
Allowed 200-300 yards total offense _____ **238, vs. McNeese, 9/6/25 (47 rush, 191 pass)**
Allowed 300-400 yards total offense _____ **394, at Arkansas State (138 rush/256 pass)**
Allowed 400-500 yards total offense _____ **477, at James Madison, 10/11/25 (187 rush/290 pass)**
Scored 50 points _____ **54, vs. Marshall, 9/27/25**
 Scored 60 points _____ 66, vs. New Mexico State 10/13/2018
 Scored 70 points _____ 70, at ULM, 11/28/2020
Allowed 50 points _____ **51, vs. Marshall, 9/27/25**
 Allowed 60 points _____ 63, at App State, 12/2/2017
 Allowed 70 points _____ 72, (19) Tulane, 10/31/1998
Failed to rush for 100 yards _____ **45, at James Madison, 10/11/25**
Failed to pass for 100 yards _____ **4, at (25) Missouri, 9/13/25**
Held opponent to fewer than 100 yards rushing _____ **47, vs. McNeese, 9/6/25**
 Held opponent to fewer than 100 yards passing _____ 83 vs. Tulane, 9/21/2024
 Held opponent without a TD _____ vs. Troy, 11/23/2019
 Failed to score a TD _____ vs. TCU, 12/28/24
 Scored a safety _____ Jourdan Quibodeaux vs. Troy, 11/23/2019
Committed no turnovers _____ **vs. ULM, 11/29/25**
 Forced opponent into five turnovers _____ 5, vs. App State, 10/12/2024
 Intercepted four or more passes _____ 4, vs. App State, 10/12/2024
 Committed no penalties _____ at ULM 11/15/2014
Committed one penalty _____ **vs. Marshall (5 yards), 9/27/25**
 Blocked a punt _____ Dalen Cambre at Kennesaw State, 9/7/2024
 Blocked a field goal _____ Tayland Humphrey vs. Texas State, 10/30/2021
 Returned blocked FG for TD _____ Melvin White vs. Nicholls State, 2011 (68 yards)
Blocked a PAT _____ **Fitzgerald West Jr., vs. ULM, 11/29/2025**
 Scored a safety _____ vs. Troy, 11/23/2019 (Jourdan Quibodeaux)
Attempted 2-pt conversion _____ **vs. Rice, 8/30/25 (Walker Howard pass failed)**
 Attempted onside kick _____ vs. South Alabama, 11/16/2024 (Recovered by South Alabama)
 Two players w/100 yards rushing _____ 103, Dre'lyn Washington, 100, Jacob Kibodi vs. Buffalo, 9/23/2023
 Two players w/100 yards passing _____ Ben Wooldridge (169), Chandler Fields (141) vs. Eastern Michigan, 9/10/2022
 Two players with 100 yards receiving _____ Jarrod Jackson (129), Elijah Mitchell (121) vs. Arkansas State, 10/27/2018
 Lost OT game _____ L, 31-34, vs. Jacksonville State, 12/16/2023
Won OT game _____ **W, 30-27 vs. ULM, 11/29/2025**
Won game on last play _____ **vs. ULM, 11/29/25 - Tony Sterner 19 FG (ot)**
 Lost game on last play _____ vs. South Alabama, 10/1/2022 - Diego Guajado 43-yard field goal (:00)
Rallied from a 14-plus point deficit to win _____ **9/27/2025 vs. Marshall (Trailed 34-20 at end of third)**
 Rallied from a 20-plus point deficit to win _____ 11/2/2013 vs. New Mexico State (Trailed 28-7 in second quarter)
 Played ranked opponent _____ at (20) Florida State, 11/19/2022
 Beat ranked opponent _____ at (23) Iowa State, 9/12/2020
 Beat ranked opponent at home _____ (25) Texas A&M, 9/14/1996
 Beat P4 opponent _____ at Wake Forest, 9/28/2024
 Beat P4 opponent at home _____ Kansas State, 9/12/2009



QUARTERBACKS

#2 LUNCH WINFIELD R-So.
 Pass Yards _____ 243, at James Madison (10/11/25)
 Completions _____ 18, at Arkansas State (11/20/25)
 Pass Attempts _____ 28, at James Madison (10/11/25)
 Long Completion _____ 69, at James Madison (10/11/25)
 Pass TDs _____ 3, vs. Texas State (11/8/25)
 INTs _____ 2 (2x), last vs. Texas State (11/8/25)
 Rush Yards _____ 139, at Troy (10/25/25)
 Rush Attempts _____ 23, at Troy (10/25/25)
 Long Rush _____ 42, at Arkansas State (11/20/25)
 Rush TDs _____ 3, vs. Marshall (9/27/25)

#4 WALKER HOWARD R-Jr.
 Pass Yards _____ 88, vs. Rice (8/30/25)
 Completions _____ 10, vs. Rice (8/30/25)
 Pass Attempts _____ 22, vs. Rice (8/30/25)
 Long Completion _____ 29, vs. Mercer (9/2/23)
 Pass TDs _____ 0
 INTs _____ 1 (3x), last at Troy (10/25/25)
 Rush Yards _____ 47, vs. Rice (8/30/25)
 Rush Attempts _____ 9, vs. Rice (8/30/25)
 Long Rush _____ 25, vs. Rice (8/30/25)
 Rush TDs _____ 1, vs. Rice (8/30/25)

#11 DANIEL BEALE R-Fr.
 Pass Yards _____ 222, at Eastern Michigan (9/20/25)
 Completions _____ 20, at Eastern Michigan (9/20/25)
 Pass Attempts _____ 33, at Eastern Michigan (9/20/25)
 Long Completion _____ 43, at Eastern Michigan (9/20/25)
 Pass TDs _____ 1, vs. McNeese (9/6/25)
 INTs _____ 2 (2x), last vs. Marshall (9/27/25)
 Rush Yards _____ 18, vs. McNeese (9/6/25)
 Rush Attempts _____ 7, vs. Marshall (12/7/24)
 Long Rush _____ 22, vs. McNeese (9/6/25)

RUNNING BACKS

#3 ZYLAN PERRY R-Jr.
 Rush Attempts _____ 19, at ULM (11/30/24)
 Rush Yards _____ 150, at ULM (11/30/24)
 Rush TDs _____ 2 (3x), last vs. Marshall (9/27/25)
 Long Rush _____ 84, at Missouri (9/13/25)
 Receptions _____ 3 (3x), last at Arkansas State (11/20/25)
 Receiving Yards _____ 25, at Arkansas State (11/20/25)
 Long Reception _____ 16 (2x), last at Troy (10/25/25)
 Kick Returns _____ 7, at Old Dominion (9/9/23)
 Kick Return Yards _____ 167, at Old Dominion (9/9/23)
 Kick Return TDs _____ 1, vs. Southern Miss (11/9/23)
 Long Return _____ 95, vs. Southern Miss (11/9/23)

#7 BILL DAVIS R-So.
 Rush Attempts _____ 19 (3x), last vs. McNeese (9/6/25)
 Rush Yards _____ 132, vs. McNeese (9/6/25)
 Rush TDs _____ 3, vs. Troy (11/23/24)
 Long Rush _____ 76, vs. ULM (11/29/25)
 Receptions _____ 6, at Coastal Carolina (10/19/24)
 Receiving Yards _____ 52, at Coastal Carolina (10/19/24)
 Long Reception _____ 26, vs. ULM (11/29/25)
 Receiving TDs _____ 1, at Coastal Carolina (10/19/24)

#22 DARRELL SMITH Fr.
 Rush Attempts _____ 2, at Arkansas State (11/20/25)
 Rush Yards _____ 7, at Arkansas State (11/20/25)
 Long Rush _____ 8, at Arkansas State (11/20/25)

#24 STEVEN BLANCO R-Fr.
 Rush Attempts _____ 6, vs. McNeese (9/6/25)
 Rush Yards _____ 69, vs. McNeese (9/6/25)
 Rush TDs _____ 1 (2x), last vs. ULM (11/29/25)
 Long Rush _____ 34, vs. McNeese (9/6/25)

WIDE RECEIVERS

#0 ROBERT WILLIAMS R-Sr.
 Receptions: _____ 7, at Eastern Michigan (9/20/25)
 Receiving Yards _____ 134, at James Madison (10/11/25)
 Receiving TDs _____ 1 (5x), last at Kennesaw State, 9/7/24
 Long Reception _____ 60, vs. Texas State (10/7/23)
 Kick Returns _____ 4 (2x), last at Missouri (9/13/25)
 Kick Return Yards _____ 180, vs. Troy (11/23/24)
 Kick Return TDs _____ 1, vs. Troy (11/23/24)
 Long Return _____ 96, vs. Troy (11/23/24)

#6 SHELTON SAMPSON JR. R-So.
 Receptions _____ 6, at South Alabama (11/1/25)
 Receiving Yards _____ 138, at South Alabama (11/1/25)
 Receiving TDs _____ 2 (2x), last vs. Texas State (11/8/25)
 Long Reception _____ 45, at South Alabama (11/1/25)

#8 RAHJI DENNIS R-Fr.
 Receptions _____ 1 (4x), last vs. Marshall (9/27/25)
 Receiving Yards _____ 16, vs. Marshall (9/27/25)
 Long Reception _____ 16, vs. Marshall (9/27/25)

#9 TRENTON CHANEY Fr.
 Receptions _____ 2, vs. Southern Miss (10/18/25)
 Receiving Yards _____ 14, vs. Southern Miss (10/18/25)
 Long Reception _____ 13, vs. Southern Miss (10/18/25)

#13 CHARLES ROBERTSON R-Jr.
 Receptions _____ 4, vs. Buffalo (9/23/23)
 Receiving Yards _____ 61 (2x), last at Troy (10/25/25)
 Long Reception _____ 45, vs. Marshall (9/27/25)
 Receiving TDs _____ 1, vs. Marshall (9/27/25)

#18 JAYDON JOHNSON R-Jr.
 Receptions _____ 2 (2x), last at James Madison (10/11/25)
 Receiving Yards _____ 32, vs. Tulane (9/21/24)
 Long Reception _____ 32, vs. Tulane (9/21/24)

#19 DALE MARTIN R-Sr.
 Receptions _____ 2 (4x), last vs. Southern Miss (10/18/25)
 Receiving Yards _____ 72, at James Madison (10/11/25)
 Long Reception _____ 69, at James Madison (10/11/25)
 Receiving TDs _____ 1 (2x), last at James Madison (10/11/25)

#23 LANDON STROTHER R-Fr.
 Receptions _____ 3, vs. Marshall (9/27/25)
 Receiving Yards _____ 27, vs. Marshall (9/27/25)
 Long Reception _____ 14, vs. Texas State (11/8/25)

#85 LANDON BAPTISTE R-So.
 Receptions _____ 1 (3x), last vs. Southern Miss (10/18/25)
 Receiving Yards _____ 10, vs. McNeese (9/6/25)
 Long Reception _____ 10, vs. McNeese (9/6/25)
 Receiving TDs _____ 1, vs. McNeese (9/6/25)

#87 KEDARIUS WADE R-So.
 Receptions _____ 1 (2x), last vs. McNeese (9/6/25)
 Receiving Yards _____ 19, vs. McNeese (9/6/25)
 Long Reception _____ 19, vs. McNeese (9/6/25)

TIGHT ENDS

#83 BROCK CHAPPELL Jr.
 Receptions _____ 6, at VMI (11/2/24)
 Receiving Yards _____ 52, at VMI (11/2/24)
 Receiving TDs _____ 1 (4x), last at James Madison (10/11/25)
 Long Reception _____ 35, at South Alabama (11/1/25)

#86 TREY MILLER Gr.
 Receptions _____ 2 (5x), last at South Alabama (11/1/25)
 Receiving Yards _____ 39, at Southwest Minnesota St. (10/12/24)
 Receiving TDs _____ 1 (2x), last at Bemidji State (11/2/24)
 Long Reception _____ 39, at Southwest Minnesota St. (10/12/24)

#88 CADEN JENSEN R-So.
 Receptions _____ 5, vs. Southern Miss (10/18/25)
 Receiving Yards _____ 45, vs. Southern Miss (10/18/25)
 Receiving TDs _____ 1 (3x), last vs. Texas State (11/8/25)
 Long Reception _____ 27, vs. Texas State (11/8/25)



LOUISIANA FOOTBALL CAREER HIGHS

DEFENSIVE LINE

#0 JORDAN LAWSON R-Sr.

Tackles _____ 7, at ULM (11/30/24)
 TFL _____ 3.0, vs. ULM (11/25/23)
 Sacks _____ 2.5, vs. Arkansas State (11/9/24)
 QBH _____ 5, at Eastern Michigan (9/20/25)
 FF _____ 1, vs. Texas State (11/8/25)
 FR _____ 1, at Southern Miss (10/5/24)
 INT _____ 1, vs. TCU (12/28/24)
 PBU _____ 1 (2x), last vs. Southern Miss (10/18/25)

#41 CHASE EDWARDS R-So.

Tackles _____ 5, at Missouri (9/13/25)
 TFL _____ 1.0, vs. App State (10/22/24)
 Sacks _____ 1.0, vs. App State (10/22/24)
 QBH _____ 1, at Texas State (10/29/24)

#68 FITZGERALD WEST JR. R-Jr.

Tackles _____ 5 (3x), last at South Alabama (11/11/25)
 TFL _____ 1.0 (3x), last vs. Texas State (11/8/25)
 Sacks _____ 1.0 (3x), last vs. Texas State (11/8/25)
 QBH _____ 1, at Arkansas State (11/20/25)
 PBU _____ 1 (2x), last vs. Texas State (11/8/25)

#90 KADARIUS MILLER 5th Year

Tackles _____ 5, vs. Tulane (9/21/24)
 TFL _____ 1.0 (4x), last at James Madison (10/11/25)
 Sacks _____ 0.5 (2x), last at Troy (10/25/25)
 QBH _____ 1, at Kennesaw State (9/7/24)
 PBU _____ 1, at Arkansas State (11/20/25)

#91 PRIEST ASHE R-Fr.

Tackles _____ 4, at Missouri (9/13/25)
 PBU _____ 1, at Arkansas State (11/20/25)

#93 JAELEN CRIDER Graduate

Tackles _____ 6, at Arkansas State (11/20/25)
 TFL _____ 1.5, vs. Indiana State (10/5/24)
 Sacks _____ 1.0 (6x), last at Arkansas State (11/20/25)
 QBH _____ 1, at Eastern Michigan (9/20/25)
 FR _____ 1, vs. South Dakota (10/19/24)
 PBU _____ 1 (3x), last at Arkansas State (11/20/25)

#95 MAXIE BAUDOIN IV R-Sr.

Tackles _____ 4, at Troy (10/25/25)
 TFL _____ 1.0, at Troy (10/25/25)
 Sacks _____ 1.0, at Troy (10/25/25)

#97 LANCE WILLIAMS R-So.

Tackles _____ 2 (2x), last vs. McNeese (9/6/25)
 TFL _____ 1.0, vs. Jacksonville State (12/16/23)
 QBH _____ 1 (3x), last vs. Southern Miss (10/18/25)

#99 ASHTON WRIGHT R-Fr.

Tackles _____ 4, at Missouri (9/13/25)
 FR _____ 1, vs. McNeese (9/6/25)

OUTSIDE LINEBACKERS

#9 CAMERON WHITFIELD R-Sr.

Tackles _____ 7, at South Alabama (10/28/23)
 TFL _____ 4.0, at Southern Miss (10/5/24)
 Sacks _____ 4.0, at Southern Miss (10/5/24)
 INT _____ 1, at Missouri (9/13/25)
 FF _____ 3, at South Alabama (10/28/23)
 FR _____ 1 (2x), last vs. Texas State (11/8/25)
 QBH _____ 2 (2x), last at Eastern Michigan (9/20/25)
 PBU _____ 1, at Coastal Carolina (10/19/24)

#17 ASHLEY WILLIAMS JR. R-So.

Tackles _____ 4 (2x), last vs. Rice (8/30/25)
 TFL _____ 1.5, at Kennesaw State (9/7/24)
 FR _____ 1 (2x), last vs. ULM (11/29/25)
 QBH _____ 1 (4x), last at James Madison (10/11/25)

#31 DRENON FITE III R-Jr.

Tackles _____ 4 (3x), last at Troy (10/25/25)
 TFL _____ 1.0, vs. Texas State (11/8/25)
 Sacks _____ 1.0, vs. Texas State (11/8/25)
 QBH _____ 1, at Eastern Michigan (9/20/25)
 FR _____ 1, vs. South Alabama (11/16/24)

#80 LESTER JONES R-So.

Tackles _____ 5, at Eastern Michigan (9/20/25)
 TFL _____ 1.0, at Eastern Michigan (9/20/25)
 QBH _____ 1, at Eastern Michigan (9/20/25)

INSIDE LINEBACKERS

#3 JADEN DUGGER Sr.

Tackles _____ 16 (2x), last vs. ULM (11/29/25)
 TFL _____ 3.5, vs. ULM (11/29/25)
 Sacks _____ 2.0 (2x), last vs. ULM (11/29/25)
 QBH _____ 1 (3x), last vs. Marshall (9/27/25)
 INT _____ 1 (2x), last at South Alabama (11/1/25)
 FF _____ 1 (3x), last vs. Southern Miss (10/18/25)
 PBU _____ 2 (2x), last at James Madison (10/11/25)

#6 TERRENCE WILLIAMS R-Sr.

Tackles _____ 12, at Arkansas State (11/20/25)
 TFL _____ 2.0, vs. Rice (8/30/25)
 Sacks _____ 1.0, vs. Rice (8/30/25)
 FF _____ 1, at James Madison (10/11/25)
 QBH _____ 1, vs. Tulane (9/21/24)

#16 KAILEP EDWARDS R-Jr.

Tackles _____ 9, at Arkansas State (11/4/23)
 TFL _____ 1.0, vs. Texas State (10/7/23)
 PBU _____ 1 (2x), last vs. Buffalo (9/23/23)
 QBH _____ 1 (2x), last at Troy (11/18/23)

#30 ETHAN VEAL R-Fr.

Tackles _____ 1 (2x), last vs. Texas State (11/8/25)

#36 CONOR McPHERSON R-Fr.

Tackles _____ 2, at James Madison (10/11/25)

#37 MICAH JOHNSON R-So.

Tackles _____ 1 (3x), last at Troy (10/25/25)
 PBU _____ 1, at South Alabama (10/28/23)

#44 JAKE ST. ANDRE R-Jr.

Tackles _____ 9, vs. Marshall (9/27/25)
 TFL _____ 1.0 (2x), last vs. Marshall (9/27/25)
 Sacks _____ 0.5, vs. Marshall (9/27/25)
 FF _____ 1, vs. Troy (11/23/24)
 QBH _____ 1, at James Madison (10/11/25)

#45 CALEB KIBODI R-Sr.

Tackles _____ 7, at South Alabama (10/28/23)
 TFL _____ 1.0 (3x), last vs. McNeese (9/6/25)
 Sacks _____ 1.0, vs. McNeese (9/6/25)
 QBH _____ 1, at Arkansas State (11/4/23)
 FR _____ 1, at Arkansas State (11/20/25)
 INT _____ 1, vs. Grambling (8/31/24)
 PBU _____ 1, at Wake Forest, 9/28/24

#51 HAYDEN DARBONNE R-So.

Tackles _____ 2, at James Madison (10/11/25)



LOUISIANA FOOTBALL CAREER HIGHS

CORNERBACKS

#7 COURTLINE FLOWERS **R-Sr.**
 Tackles _____ 9, vs. Texas State (10/7/23)
 TFL _____ 2.0, vs. Marshall (9/27/25)
 Sacks _____ 1.0 (2x), last vs. Marshall (9/27/25)
 QBH _____ 1, vs. Grambling (8/31/24)
 INT _____ 1 (3x), last at Troy (10/25/25)
 FF _____ 1 (2x), last at James Madison (10/11/25)
 FR _____ 1, at Marshall (10/12/22)
 PBU _____ 1 (7x), last vs. Texas State (11/8/25)

#10 AVERY DEMERY **R-Fr.**
 Tackles _____ 2 (3x), last at Arkansas State (11/20/25)
 PBU _____ 1, at Arkansas State (11/20/25)

#11 BRENT GORDON JR. **Fr.**
 Tackles _____ 10, at Eastern Michigan (9/20/25)
 TFL _____ 1.0, vs. ULM (11/29/25)
 INT _____ 1, vs. ULM (11/29/25)
 FR _____ 1, at James Madison (10/11/25)
 PBU _____ 3 (2x), last vs. ULM (11/29/25)

#20 TRAE TOMLINSON **Sr.**
 Tackles _____ 8, at William & Mary (11/18/23)
 TFL _____ 1.0 (3x), last at Missouri (9/13/25)
 Sacks _____ 1, at Missouri (9/13/25)
 INT _____ 1, vs. Campbell (10/28/23)
 PBU _____ 2, vs. Campbell (10/28/23)
 QBH _____ 1 (2x), last at Eastern Michigan (9/20/25)
 FF _____ 1, at William & Mary (11/18/23)
 FR _____ 1, at North Carolina A&T (10/21/23)

#23 JEREMIAH MOSES **R-So.**
 Tackles _____ 1, last vs. South Alabama (11/16/24)

#24 LORENZELL DUBOSE **R-Jr.**
 Tackles _____ 6, vs. Arkansas State (11/9/24)
 TFL _____ 1.0, vs. South Alabama (11/16/24)
 PBU _____ 1, vs. Arkansas State (11/9/24)

SAFETIES

#2 JALEN CLARK **R-Sr.**
 Tackles _____ 10, at South Alabama (10/28/23)
 TFL _____ 1.0 (2x), last vs. Rice (8/30/25)
 INT _____ 1 (4x), last vs. McNeese (9/6/25)
 FF _____ 1 (2x), last vs. Southern Miss (11/9/23)
 FR _____ 1, vs. Jacksonville State (12/16/23)
 PBU _____ 1 (5x), last at James Madison (10/11/25)
 QBH _____ 1, at Troy (10/25/25)

#4 TYREE SKIPPER **R-Sr.**
 Tackles _____ 9 (4x), last at South Alabama (11/1/25)
 TFL _____ 1.0 (2x), last at South Alabama (11/1/25)
 Sacks _____ 1.0 (2x), last at South Alabama (11/1/25)
 FF _____ 1 (2x), last at James Madison (10/11/25)
 FR _____ 1, vs. Texas State (10/7/23)
 INT _____ 2, vs. App State (10/22/24)
 PBU _____ 1 (7x), last vs. Rice (8/30/25)

#8 KODY JACKSON **R-So.**
 Tackles _____ 6, vs. ULM (11/29/25)
 TFL _____ 1.0 (2x), last at Missouri (9/13/25)
 INT _____ 2, at ULM (11/30/24)
 PBU _____ 2, vs. TCU (12/28/24)

#18 MICAIAH BIVINES **R-Sr.**
 Tackles _____ 5, at Eastern Michigan (9/20/25)
 QBH _____ 1, at Eastern Michigan (9/20/25)

#21 MAURION ELEAM **R-Jr.**
 Tackles _____ 7 (2x), last at Arkansas State (11/20/25)
 TFL _____ 1.0, vs. McNeese (9/6/25)
 Sacks _____ 0.5, at Troy (10/25/25)
 FF _____ 1, at Arkansas State (11/20/25)
 PBU _____ 1 (2x), last vs. ULM (11/29/25)

#26 KERRY WILSON **R-Jr.**
 Tackles _____ 1 (6x), last at Troy (10/25/25)

#27 KEY BARNES **R-Sr.**
 Tackles _____ 4, vs. TCU (12/28/24)

#28 STEVEN RANEL II **Fr.**
 Tackles _____ 4, at Arkansas State (11/20/25)
 FR _____ 1, at Arkansas State (11/20/25)

#35 COLLIN JACOB **R-Jr.**
 Tackles _____ 14, vs. Marshall (9/27/25)
 TFL _____ 1.0, at James Madison (10/11/25)
 Sacks _____ 0.5, vs. Marshall (9/27/25)
 INT _____ 1, at James Madison (10/11/25)
 PBU _____ 1, vs. Southern Miss (10/18/25)

#46 LAKE BATES **R-Fr.**
 Tackles _____ 7, at Arkansas State (11/20/25)

SPECIALISTS

#34 BREK SCHULTZ **Fr.**
 Kickoffs _____ 3 (2x), last vs. ULM (11/29/25)
 Touchbacks _____ 1, at Missouri (9/13/25)
 Punts _____ 1, at Missouri (9/13/25)
 Avg. _____ 48.0, at Missouri (9/13/25)
 Punt Yards _____ 48, at Missouri (9/13/25)
 Long _____ 48, at Missouri (9/13/25)

#39 CARTER MILLIRON **Sr.**
 Tackles _____ 1 (4x), last vs. Arkansas State (11/9/24)

#40 LOGAN KLOTZ **R-Sr.**
 Kickoffs _____ 8, vs. Marshall (9/27/25)
 Touchbacks _____ 2 (2x), last at South Alabama (11/11/25)
 Tackles _____ 2, vs. Texas State (11/8/25)

#48 HUNTER SIMS **Sr.**
 Tackles _____ 1 (2x), last at Troy (10/25/25)

#92 NATHAN TORNEY **Sr.**
 Punts _____ 9, at James Madison (10/11/25)
 Avg. _____ 50.3, vs. Southern Miss (10/18/25)
 Punt Yards _____ 361, at James Madison (10/11/25)
 Long _____ 64, at Northern Illinois (9/9/23)
 Inside 20 _____ 3, at Illinois State (10/1/22)
 50+ _____ 4, at Northern Illinois (9/9/23)

#95 TONY STERNER **R-Jr.**
 FG Made _____ 3 (2x), last vs. ULM (11/29/25)
 FG Attempted _____ 4 (2x), last vs. ULM (11/29/25)
 Long FG _____ 55, vs. ULM (11/29/25)
 PAT Attempted _____ 6, vs. Marshall (9/27/25)
 Points _____ 12 (2x), last vs. ULM (11/29/25)
 Kickoffs _____ 12, vs. Houston Christian (11/5/22)
 Touchbacks _____ 7, vs. Lamar (10/8/22)



2025 LOUISIANA FOOTBALL GAME-BY-GAME STARTERS

Game	LT	LG	C	RG	RT	TE	WR/TE	WR	WR	QB	RB
Rice	B. Williams	Moreau	Fordham	Harrington	Jackson	Jensen	Johnson	R. Williams	Sampson	Howard	Perry
McNeese State	B. Williams	Moreau	Fordham	Harrington	Jackson	Jensen	Chappell	R. Williams	Sampson	Beale	Perry
at Missouri	B. Williams	Broussard	Fordham	Harrington	Jackson	Jensen	Robertson	R. Williams	Sampson	Beale	Perry
at Eastern Michigan	B. Williams	Moreau	Fordham	Harrington	Jackson	Jensen	Chappell	R. Williams	Sampson	Beale	Perry
Marshall	B. Williams	Moreau	Fordham	Broussard	Harrington	Jensen	Chappell	Robertson	Martin	Beale	Perry
at James Madison	B. Williams	Moreau	Fordham	Broussard	Harrington	Jensen	Chappell	R. Williams	Robertson	Winfield	Davis
Southern Miss	B. Williams	Isom	Fordham	Broussard	Harrington	Jensen	Chappell	R. Williams	Robertson	Winfield	Perry
at Troy	Maillho	Moreau	Fordham	Broussard	Harrington	Jensen	Robertson	R. Williams	Sampson	Winfield	Perry
at South Alabama	B. Williams	Moreau	Fordham	Harrington	Maillho	Blanco (RB)	Robertson	R. Williams	Sampson	Winfield	Perry
Texas State	B. Williams	Moreau	Fordham	Broussard	Harrington	Jensen	Robertson	R. Williams	Sampson	Winfield	Perry
at Arkansas State	B. Williams	Moreau	Fordham	Broussard	Harrington	Jensen	Chappell	R. Williams	Sampson	Winfield	Perry
ULM	B. Williams	Moreau	Martinez	Broussard	Harrington	Jensen	Chappell	R. Williams	Sampson	Winfield	Perry
vs. Delaware											

Game	DL	DL	DL	LB	LB	LB	STAR/LB	CB	S	S	CB
Rice	Lawson	C. Edwards	Miller	Dugger	T. Williams	Whitfield	St. Andre	Flowers	Clark	Skipper	Dubose
McNeese State	Lawson	C. Edwards	Miller	Dugger	T. Williams	Whitfield	St. Andre	Flowers	Clark	Skipper	Tomlinson
at Missouri	Lawson	C. Edwards	Miller	Dugger	T. Williams	Fite	St. Andre	Flowers	Clark	Skipper	Gordon
at Eastern Michigan	Lawson	Crider	Miller	Dugger	T. Williams	Fite	Tomlinson	Flowers	Clark	Skipper	Gordon
Marshall	Lawson	Crider	Miller	Dugger	T. Williams	Whitfield	Tomlinson	Flowers	Clark	Skipper	Gordon
at James Madison	Lawson	Crider	West	Dugger	T. Williams	Whitfield	Tomlinson	Flowers	Clark	Skipper	Gordon
Southern Miss	Lawson	Crider	West	Dugger	T. Williams	Whitfield	Eleam	Flowers	Clark	Skipper	Gordon
at Troy	Lawson	Crider	West	Dugger	T. Williams	Whitfield	Eleam	Flowers	Clark	Jacob	Gordon
at South Alabama	Lawson	Crider	West	Dugger	T. Williams	Whitfield	Eleam	Flowers	Clark	Jackson	Gordon
Texas State	Lawson	Crider	West	Dugger	T. Williams	Whitfield	Eleam	Flowers	Clark	Skipper	Gordon
at Arkansas State	Lawson	Crider	West	Dugger	T. Williams	Whitfield	Eleam	Dubose	Ranel	Bates	Gordon
ULM	Lawson	Crider	West	Dugger	T. Williams	Whitfield	Eleam	Flowers	Jackson	Bates	Gordon
vs. Delaware											



2025 TRACKING THE RAGIN' CAJUNS

Opponent	Time (local)	Length	Att.	Halftime	Final	Coin Toss	Kickoff/Receive	1st LA Poss.	1st Opp Poss.	Game Pants	Game Jersey	Game Helmet
Rice	7:02 p.m.	3:10	22,148	6-14	12-14	Won	Kickoff	FG	Punt	White	Red	Red
McNeese State	7:02 p.m.	3:14	26,071	17-7	34-10	Lost	Receive	TD	TD	Red	Red	Red
at Missouri	12:02 p.m.	3:08	57,321	10-38	10-52	Lost	Receive	Punt	TD	Red	White	Red
at Eastern Michigan	3:32 p.m.	3:34	18,371	17-21	31-34	Lost	Receive	TD	Punt	White	White	Red
Marshall	7:02 p.m.	3:51	20,125	17-17	54-51 (ot)	Lost	Receive	Punt	FG	Red	Red	Red
at James Madison	12:02 p.m.	4:04	25,128	14-7	14-24	Lost	Receive	Punt	Fumble	White	White	White
Southern Miss	4:02 p.m.	3:12	21,047	7-13	10-22	Won	Kickoff	TD	Punt	White	Red (C)	White
at Troy	6:03 p.m.	3:10	23,719	17-21	23-35	Won	Kickoff	TD	TD	Red	White	Red
at South Alabama	2:32 p.m.	3:10	18,462	24-7	31-22	Won	Kickoff	TD	Punt	White	White	Red
Texas State	4:02 p.m.	3:38	14,231	35-17	42-39	Won	Kickoff	TD	Punt	Black	Black	Black
at Arkansas State	6:36 p.m.	3:47	13,571	24-27	34-30	Lost	Receive	Punt	Punt	Black	White	Black (FDL)
ULM	2:02 p.m.	3:30	16,270	17-13	30-27 (ot)	Lost	Receive	Punt	TD	Black	Black	Black (FDL)
vs. Delaware												

TRACKING THE 2025 LOUISIANA OPPONENTS

GAME 1: RICE
(5-7, 2-6 AMERICAN)

Date	Opponent	Time/Result
8.30	at LOUISIANA	W, 14-12
9.6	HOUSTON	L, 9-35
9.13	PRAIRIE VIEW	W, 38-17
9.18	at Charlotte *	W, 28-17
9.27	at Navy *	L, 13-21
10.4	FLORIDA ATLANTIC *	L, 21-27
10.11	at UTSA *	L, 13-61
10.25	UCONN	W, 37-34 (2ot)
10.31	MEMPHIS *	L, 14-38
11.8	UAB (HC) *	W, 24-17
11.22	(22) NORTH TEXAS *	L, 24-56
11.29	at South Florida *	L, 3-52
1.2	vs. Texas State	12 p.m.

GAME 2: MCNEESE
(5-7, 4-4 SOUTHLAND)

Date	Opponent	Time/Result
8.30	LOUISIANA CHRISTIAN	W, 54-9
9.6	at LOUISIANA	L, 10-34
9.13	WEBER STATE	L, 41-42
9.20	at Utah State	L, 7-48
9.27	at Stephen F. Austin *	L, 17-34
10.4	SOUTHEASTERN LOUISIANA *	L, 0-38
10.18	HOUSTON CHRISTIAN (HC) *	W, 27-0
10.25	at Nicholls *	L, 7-31
11.1	NORTHWESTERN STATE *	W, 50-3
11.8	at East Texas A&M *	W, 35-20
11.15	UTRGV *	L, 13-28
11.22	at Lamar *	W, 21-19

GAME 3: MISSOURI
(8-4, 4-4 SOUTHEASTERN)

Date	Opponent	Time/Result
8.28	CENTRAL ARKANSAS	W, 61-6
9.6	KANSAS	W, 42-31
9.13	LOUISIANA	W, 52-10
9.20	(24) SOUTH CAROLINA *	W, 29-20
9.27	UMASS (HC)	W, 42-6
10.11	(8) ALABAMA *	L, 24-27
10.18	at Auburn *	W, 23-17 (2ot)
10.25	at (10) Vanderbilt *	L, 10-17
11.8	(3) TEXAS A&M *	L, 17-38
11.15	MISSISSIPPI STATE *	W, 49-27
11.22	at (8) Oklahoma *	L, 6-17
11.29	at Arkansas *	W, 31-17
12.27	vs. (19) Virginia	6:30 p.m.

GAME 4: EASTERN MICHIGAN
(4-8, 3-5 MID-AMERICAN)

Date	Opponent	Time/Result
8.30	at Texas State	L, 27-52
9.6	LIU	L, 23-28
9.13	at Kentucky	L, 23-48
9.20	LOUISIANA (HC)	W, 34-31
9.27	at Central Michigan *	L, 13-24
10.4	at Buffalo *	L, 30-31
10.11	NORTHERN ILLINOIS *	W, 16-10
10.18	at Miami (Ohio) *	L, 30-44
10.25	OHIO *	L, 21-28
11.8	BOWLING GREEN *	W, 27-21
11.15	at Ball State *	W, 24-9
11.25	WESTERN MICHIGAN *	L, 21-31

GAME 5: MARSHALL
(5-7, 3-5 SUN BELT)

Date	Opponent	Time/Result
8.30	at (5) Georgia	L, 7-45
9.6	MISSOURI STATE	L, 20-21
9.13	EASTERN KENTUCKY	W, 38-7
9.20	at Middle Tennessee	W, 42-28
9.27	at LOUISIANA *	L, 51-54 (2ot)
10.11	OLD DOMINION *	W, 48-24
10.18	TEXAS STATE (HC) *	W, 40-37 (2ot)
10.30	at Coastal Carolina *	L, 27-44
11.8	JAMES MADISON *	L, 23-35
11.15	at Georgia State *	W, 30-18
11.22	at App State *	L, 24-26
11.29	GEORGIA SOUTHERN *	L, 19-24

GAME 6: JAMES MADISON
(12-1, 8-0 SUN BELT)

Date	Opponent	Time/Result
8.30	WEBER STATE	W, 45-10
9.5	at Louisville	L, 14-28
9.20	at Liberty	W, 31-13
9.27	GEORGIA SOUTHERN *	W, 35-10
10.4	at Georgia State *	W, 14-7
10.11	LOUISIANA *	W, 24-14
10.18	OLD DOMINION (HC) *	W, 63-27
10.28	at Texas State *	W, 52-20
11.8	at Marshall *	W, 35-23
11.15	APP STATE *	W, 58-10
11.22	WASHINGTON STATE	W, 24-20
11.29	at Coastal Carolina *	W, 59-10
12.5	TROY	W, 31-14
12.20	at (5) Oregon	6:30 p.m.

GAME 7: SOUTHERN MISS
(7-5, 5-3 SUN BELT)

Date	Opponent	Time/Result
8.30	MISSISSIPPI STATE	L, 17-34
9.6	JACKSON STATE	W, 38-20
9.13	APP STATE *	W, 38-22
9.20	at Louisiana Tech	L, 20-30
9.27	JACKSONVILLE STATE	W, 42-25
10.9	at Georgia Southern *	W, 38-35
10.18	at LOUISIANA *	W, 22-10
10.25	ULM (HC) *	W, 49-21
11.8	at Arkansas State *	W, 27-21
11.15	TEXAS STATE *	L, 14-41
11.22	at South Alabama *	L, 35-42
11.29	TROY *	L, 18-28
12.23	vs. Western Kentucky	4:30 p.m.

GAME 8: TROY
(8-4, 6-2 SUN BELT)

Date	Opponent	Time/Result
8.30	NICHOLLS	W, 38-20
9.6	at (8) Clemson	L, 16-28
9.13	MEMPHIS	L, 7-28
9.20	at Buffalo	W, 21-17
10.4	SOUTH ALABAMA *	W, 31-24 (ot)
10.11	at Texas State *	W, 48-41 (ot)
10.18	at ULM *	W, 37-14
10.25	LOUISIANA *	W, 35-23
11.1	ARKANSAS STATE (HC) *	L, 10-23
11.13	at Old Dominion *	L, 0-33
11.22	GEORGIA STATE *	W, 31-19
11.29	at Southern Miss *	W, 28-18
12.5	at James Madison	L, 14-31
12.16	vs. Jacksonville State	8 p.m.

GAME 9: SOUTH ALABAMA
(4-8, 3-5 SUN BELT)

Date	Opponent	Time/Result
8.30	MORGAN STATE	W, 38-21
9.6	TULANE	L, 31-33
9.13	at (24) Auburn	L, 15-31
9.20	COASTAL CAROLINA *	L, 20-38
9.27	at North Texas	L, 22-36
10.4	at Troy *	L, 24-31 (ot)
10.14	ARKANSAS STATE *	L, 14-15
10.23	at Georgia State *	W, 38-31
11.1	LOUISIANA (HC) *	L, 22-31
11.15	at ULM *	W, 26-14
11.22	SOUTHERN MISS *	W, 42-35
11.29	at Texas State *	L, 26-49

GAME 10: TEXAS STATE
(6-6, 3-5 SUN BELT)

Date	Opponent	Time/Result
8.30	EASTERN MICHIGAN	W, 52-27
9.6	at UTSA	W, 43-36
9.13	at Arizona State	L, 15-34
9.20	NICHOLLS	W, 35-3
10.4	at Arkansas State *	L, 30-31
10.11	TROY (HC) *	L, 41-48 (ot)
10.18	at Marshall *	L, 37-40 (2ot)
10.28	JAMES MADISON *	L, 20-52
11.8	at LOUISIANA *	L, 39-42
11.15	at Southern Miss *	W, 41-14
11.22	ULM *	W, 31-14
11.29	SOUTH ALABAMA *	W, 49-26
1.2	vs. Rice	12 p.m.

GAME 11: ARKANSAS STATE
(6-6, 5-3 SUN BELT)

Date	Opponent	Time/Result
8.30	SOUTHEAST MISSOURI	W, 42-24
9.6	at Arkansas	L, 14-56
9.13	(14) IOWA STATE	L, 16-24
9.20	at Kennesaw State	L, 21-28
9.27	at ULM *	L, 16-28
10.4	TEXAS STATE *	W, 31-30
10.14	at South Alabama *	W, 15-14
10.25	GEORGIA SOUTHERN (HC) *	W, 34-24
11.1	at Troy *	W, 23-10
11.8	SOUTHERN MISS *	L, 21-27
11.20	LOUISIANA *	L, 30-34
11.29	at App State *	W, 30-29
12.18	vs. Missouri State	8 p.m.

GAME 12: ULM
(3-9, 1-7 SUN BELT)

Date	Opponent	Time/Result
8.28	SAINT FRANCIS	W, 29-0
9.6	at (21) Alabama	L, 0-73
9.20	at UTEP	W, 31-25
9.27	ARKANSAS STATE (HC) *	W, 28-16
10.4	at Northwestern	L, 7-42
10.11	at Coastal Carolina *	L, 8-23
10.18	TROY *	L, 14-37
10.25	at Southern Miss *	L, 21-49
11.1	OLD DOMINION *	L, 6-31
11.15	SOUTH ALABAMA *	L, 14-26
11.22	at Texas State *	L, 14-31
11.29	at LOUISIANA *	L, 27-30 (ot)





GAME 1	1	2	3	4	F
Rice	0	14	0	0	14
Louisiana	3	3	6	0	12

August 30, 2025 | Our Lady of Lourdes Stadium | Lafayette, La. | 7 p.m. | Att.: 22,148

CAJUNS FALL TO RICE IN OUR LADY OF LOURDES OPENER, 14-12

Captains: Jax Harrington, Jake St. Andre, Tyree Skipper

LAFAYETTE – Quinton Jackson rushed for 119 yards and a touchdown and Aaron Turner added a 17-yard scoring run in the second quarter as Rice held off Louisiana, 14-12, in the season opener for both teams on Saturday before 22,148 fans in the inaugural game at Our Lady of Lourdes Stadium.

- ▶ Louisiana (0-1) struck first when Tony Sterner drilled a 47-yard field goal midway through the first quarter to give the Cajuns a 3-0 lead.
- ▶ Rice (1-0) answered with a pair of second-quarter touchdowns. Jackson finished off a 13-play, 72-yard march with a 1-yard plunge, and Turner followed with his 17-yard burst around left end to stretch the Owls' lead to 14-3. Sterner cut into the margin just before halftime with a career-best 51-yard boot.
- ▶ Quarterback Walker Howard brought Louisiana within striking distance late in the third quarter, capping a 98-yard drive with a 25-yard touchdown run that made it 14-12. The Cajuns went for two but came up short, and neither team scored in the final 16 minutes.
- ▶ Rice leaned on its ground game, piling up 206 rushing yards on 55 attempts and controlling possession for more than 36 minutes. Daelen Alexander added 74 yards for the Owls, while quarterback Chase Jenkins completed 7 of 9 passes for 45 yards.
- ▶ Howard threw for 88 yards with one interception and ran for 47 yards and the Cajuns' lone touchdown. Bill Davis led Louisiana with 58 rushing yards, including a 32-yard burst during the third-quarter scoring drive. Shelton Sampson Jr. had four catches for 59 yards.
- ▶ Defensively, Jaden Dugger and Terrence Williams each posted career-highs in tackles for Louisiana with Dugger recording 10 and Williams eight. Williams and Jaalen Crider each added a sack for the Ragin' Cajuns, who limited the Owls to 71 yards of total offense in the second half while making a goal-line stand late.
- ▶ The Cajuns were held to 239 total yards and converted just 7 of 15 third downs.

STAT LEADERS

RICE					
Rushing	Att.	Yds.	TD	Long	Avg.
Quinton Jackson	22	119	1	17	5.4
Daelen Alexander	15	74	0	10	4.9
Aaron Turner	1	17	1	17	17.0
Landon Ransom-Goetz	1	7	0	7	7.0
Tyson Thompson	1	6	0	6	6.0
Drayden Dickmann	1	-1	0	0	-1.0
TEAM	2	-3	0	0	-3.0
Chase Jenkins	12	-13	0	7	-1.1
TOTALS	55	206	2	17	3.7

Passing					
C-A-I	Yds.	TD	Long	Sack	
Chase Jenkins	7-9-0	45	0	23	2
TOTALS	7-9-0	45	0	23	2

Receiving				
No.	Yards	TD	Long	
Drayden Dickmann	3	44	0	23
Aaron Turner	2	3	0	2
Tyson Thompson	1	4	0	4
Quinton Jackson	1	-6	0	0
TOTALS	7	45	0	23

Defense					
Tackle	TFL	Sack	INT	FF/FR	
Andrew Awe	7	0	0	0	-/-
Peyton Stevenson	6	0.5	0	0	-/-
Tony Anyanwi	4	1.0	1.0	0	1/-
Michael Daley	4	1.0	1.5	0	-/-

LOUISIANA					
Rushing	Att.	Yds.	TD	Long	Avg.
Bill Davis	11	58	0	32	5.3
Walker Howard	9	47	1	25	5.2
Zylan Perry	11	46	0	13	4.2
TOTALS	31	151	1	32	4.9

Passing					
C-A-I	Yds.	TD	Long	Sack	
Walker Howard	10-22-1	88	0	25	3
Daniel Beale	0-0-0	0	0	0	0
TOTALS	10-28-1	88	0	25	3

Receiving				
No.	Yards	TD	Long	
Shelton Sampson Jr.	4	59	0	25
Jaydon Johnson	1	7	0	7
Bill Davis	1	7	0	7
KeDarius Wade	1	6	0	6
Caden Jensen	1	4	0	4
Landon Strother	1	4	0	4
Zylan Perry	1	1	0	1
TOTALS	10	88	0	25

Defense					
Tackle	TFL	Sack	INT	FF/FR	
Jaden Dugger	10	0.5	0	0	-/-
Terrence Williams	8	1.0	2.0	0	-/-
Jake St. Andre	6	0.0	1.0	0	-/-

SCORING SUMMARY

1st	6:04	UL	FG Sterner 47
2nd	14:34	RICE	Jackson 1 run (Gota kick)
2nd	3:38	RICE	Turner 17 run (Gota kick)
2nd	0:26	UL	FG Sterner 51
3rd	1:45	UL	Howard 25 run (pass failed)



GAME 2	1	2	3	4	F
McNeese	7	0	3	0	10
Louisiana	7	10	0	17	34

September 6, 2025 | Our Lady of Lourdes Stadium | Lafayette, La. | 7 p.m. | Att.: 26,071

LOUISIANA PULLS AWAY LATE TO GRIND OUT 34-10 WIN OVER POKES

Captains: Caden Jensen, Jordan Lawson, Zylan Perry

LAFAYETTE – Bill Davis rushed for a career-high 132 yards and a pair of first-half touchdowns while Louisiana piled up 315 yards on the ground to power past McNeese 34-10 Saturday night before an announced crowd of 26,071 at Our Lady of Lourdes Stadium.

- ▶ Louisiana (1-1) scored 10 unanswered points in the final 1:06 of the opening half to take a 17-7 lead at halftime and used a 17-point fourth quarter to pull away from a 17-10 battle against 1-10 rival McNeese (1-1).
- ▶ Louisiana wasted no time in scoring as Robert Williams ran the opening kickoff back 50 yards to the McNeese 46 and Davis scored five plays later on a 6-yard run for a 7-0 lead.
- ▶ The Cowboys threatened to take the lead late in the second quarter, driving to the UL 26 before Jalen Clark picked off Strong at the UL 9 to stop the drive.
- ▶ Louisiana would drive 91 yards in six plays as the Ragin' Cajuns were aided by a pass interference penalty on the first play of the drive before Daniel Beale scrambled for a 22-yard gain on third-and-10 to the UL 46. Zylan Perry would gain 18 yards to the McNeese 36 before Davis scored two plays later for a 14-7 lead.
- ▶ Sterner, who missed his first two attempts from 28 and 53 yards, connected on a 37-yard field goal with 10:41 remaining for a 20-10 lead before Beale tossed his first career touchdown with a 10-yard strike to Landon Baptiste for a 27-10 lead with 3:48 left.
- ▶ Redshirt freshman Steven Blanco scored one play after Louisiana's Ashton Wright recovered a Strong fumble at the McNeese 34.
- ▶ Zylan Perry added 94 rushing yards for Louisiana while Blanco chipped in with 69 on six carries. Beale, replacing injured starter Walker Howard and making his first collegiate start, finished 14 of 22 for 86 yards with a touchdown while gaining 18 yards on three attempts.

STAT LEADERS

MCNEESE					
Rushing	Att.	Yds.	TD	Long	Avg.
Bryce Strong	7	17	0	7	2.4
Jaylen Thompson	3	16	0	6	5.3
Tre'Vonte Citizen	5	11	0	5	2.2
Devin Lippold	3	5	1	2	1.7
Jake Strong	8	-2	0	5	-0.2
TOTALS	26	47	1	7	1.8

Passing					
C-A-I	Yds.	TD	Long	Sack	
Jake Strong	19-30-1	191	0	55	1
TOTALS	19-30-1	191	0	55	1

Receiving				
No.	Yards	TD	Long	
Joshua Jackson	4	83	0	55
Tre'Vonte Citizen	3	18	0	10
Jessie Campbell	3	17	0	9
Kameran Senegal	3	9	0	8
Logan Mauldin	2	30	0	19
Makhi Paris	1	17	0	17
Trey Echols	1	8	0	8
Jonathan Harris	1	6	0	6
Tyronne Hayes	1	2	0	2
Matthew McCallister	1	0	0	0
TOTALS	19	191	0	55

Defense					
Tackle	TFL	Sack	INT	FF/FR	
Shoes Brinkley	10	0.5	0	0	-/-
Landon Barrett	8	2.0	1.0	0	-/-
Jawon Davis	7	0.0	0.0	0	-/-

LOUISIANA					
Rushing	Att.	Yds.	TD	Long	Avg.
Bill Davis	19	132	2	36	6.9
Zylan Perry	14	94	0	28	6.7
Steven Blanco	6	69	1	34	11.5
Daniel Beale	3	18	0	22	6.0
Lunch Winfield	3	2	0	2	0.7
TOTALS	45	315	3	36	7.0

Passing					
C-A-I	Yds.	TD	Long	Sack	
Daniel Beale	14-22-0	86	1	19	1
TOTALS	14-22-0	86	1	19	1

Receiving				
No.	Yards	TD	Long	
Caden Jensen	3	9	0	5
Robert Williams	3	18	0	9
KeDarius Wade	1	19	0	19
Zylan Perry	1	13	0	13
Landon Baptiste	1	10	1	10
Bill Davis	1	6	0	6
Shelton Sampson Jr.	1	4	0	4
Charles Robertson	1	3	0	3
Rahij Dennis	1	2	0	2
Brock Chappell	1	2	0	2
Trey Miller	1	0	0	0
TOTALS	22	86	1	19

Defense					
Tackle	TFL	Sack	INT	FF/FR	
Maurion Elean	6	1.0	0.0	0	-/-
Terrence Williams	5	0.0	0.0	0	-/-
Courtline Flowers	4	0.0	0.0	0	-/-
Caleb Kibodi	4	1.0	1.0	0	-/-

SCORING SUMMARY

1st	12:58	UL	Davis 6 run (Sterner kick)
1st	10:08	MCN	Lippold 2 run (Pinton kick)
2nd	1:06	UL	Davis 36 run (Sterner kick)
2nd	0:00	UL	FG Sterner 38
3rd	11:50	MCN	FG Pinson 45
4th	10:41	UL	FG Sterner 37
4th	3:48	UL	Baptiste 10 pass from Beale (Sterner kick)
4th	1:39	UL	Blanco 34 run (Sterner kick)



GAME 3	1	2	3	4	F
Louisiana	0	10	0	0	10
Missouri	14	24	7	7	52

September 13, 2025 | Faurot Field at Memorial Stadium | Columbia, Mo. | 12 p.m. | Att.: 57,321

LOUISIANA FALLS TO NO. 25 MISSOURI, 52-10

Captains: Cooper Fordham, Nate Torney, Terrence Williams

COLUMBIA, Mo. – Ahmad Hardy rushed for a career-high 250 yards and scored three touchdowns while No. 25-ranked Missouri scored on its first four possessions of the game and defeated Louisiana, 52-10, before a sellout crowd of 57,321 Saturday afternoon at Faurot Field at Memorial Stadium.

- ▶ Beau Pribula completed 15 of 22 passes for 172 yards and accounted for three TDs as Missouri (3-0) recorded 606 yards of total offense.
- ▶ Louisiana (1-2) averted a shutout in the second quarter when Cameron Whitfield picked off Pribula, leading to Tony Sterner's 34-yard field goal with 6:22 remaining.
- ▶ After Hardy scored on a 71-yard run to give Missouri a 35-3 lead, the Ragin' Cajuns quickly answered with Zylan Perry ran up the middle untouched for a career-long, 84-yard touchdown.
- ▶ Perry gained 84 yards on five carries to lead Louisiana with Steven Blanco gaining 31 yards on seven attempts. Jaden Dugger tied a career-best with 11 tackles with a sack while Tyree Skipper, Terrence Williams and Jake St. Andre added eight tackles.
- ▶ Louisiana returns to action on Saturday (September 20) when it travels to Ypsilanti, Michigan to face Mid-American Conference member Eastern Michigan. Kickoff is scheduled for 2:30 p.m. CT and will be available on ESPN+.

SCORING SUMMARY

1st	8:26	MIZ	Hardy 7 run (Meyer kick)
1st	2:38	MIZ	Johnson 11 pass from Pribula (Meyer kick)
2nd	14:18	MIZ	Pribula 14 run (Meyer kick)
2nd	10:31	MIZ	Roberts 39 pass from Pribula (Meyer kick)
2nd	6:22	UL	FG Sterner 34
2nd	5:41	MIZ	Hardy 71 run (Meyer kick)
2nd	3:27	UL	Perry 84 run (Sterner kick)
2nd	0:00	MIZ	FG Meyer 22
3rd	10:02	MIZ	Hardy 7 run (Meyer kick)
4th	7:02	MIZ	Davis 2 run (Meyer kick)



GAME 4	1	2	3	4	F
Louisiana	7	10	7	7	31
Eastern Michigan	7	14	0	13	34

September 20, 2025 | Rynearson Stadium | Ypsilanti, Mich. | 3:30 p.m. | Att.: 18371

CAJUNS EDGED ON LATE FIELD GOAL, 34-31

Captains: George Jackson, Micah Johnson, Kadarius Miller

YPSILANTI, Mich. – Eastern Michigan's Rudy Kessinger drilled a 42-yard field goal with three seconds left, and the Eagles claimed a back-and-forth 34-31 win over the Louisiana Ragin' Cajuns Saturday afternoon at Rynearson Stadium.

- ▶ Kessinger added a 49-yard boot in the fourth quarter which bounced off the crossbar as Eastern Michigan (1-3) won its fifth straight Homecoming contest and evened the all-time series record against Louisiana (1-3) to 2-2.
- ▶ Zylan Perry, who rushed for 110 yards and two touchdowns, opened the scoring for Louisiana with a 23-yard touchdown run, but EMU answered behind quarterback Noah Kim's 3-yard score.
- ▶ After a Tony Sterner field goal, Louisiana's Bill Davis broke free for a 45-yard touchdown run to give the Ragin' Cajuns a 17-14 lead only for Kim to find Joshua Long for a 15-yard strike that gave Eastern Michigan a 21-17 halftime lead.
- ▶ The Cajuns regained momentum in the third when Courtline Flowers picked off Kim and returned it 35 yards for a touchdown.
- ▶ But EMU controlled the fourth quarter, with Tavierre Dunlap's 6-yard touchdown run and Kessinger's first of two field goals pushing the Eagles ahead 31-24.
- ▶ Perry capped a 65-yard drive for the Ragin' Cajuns with a 10-yard rushing TD to tie the game with 47 seconds left. The drive was kept alive when EMU was called for roughing the passer on fourth-and-23 before Daniel Beale connected with Shelton Sampson Jr. for a 43-yard gain to the EMU 20.
- ▶ EMU extended its final drive when Kim scrambled and found Long for a 27-yard gain to the UL 29 before Kessinger kicked his game-winner.
- ▶ Beale set a career-high with 222 yards, completing 20 of 33 passes. Robert Williams caught seven passes for 71 yards for the Ragin' Cajuns with Sampson catching three passes for 87 yards.

STAT LEADERS

LOUISIANA

Rushing	Att.	Yds.	TD	Long	Avg.
Zylan Perry	5	86	1	84	17.2
Steven Blanco	7	31	0	16	4.4
Lunch Winfield	2	13	0	9	6.5
Bill Davis	6	1	0	5	0.2
Daniel Beale	2	-14	0	0	-7.0
TOTALS	22	117	1	84	5.3

Passing	C-A-I	Yds.	TD	Long	Sack
Daniel Beale	1-8-0	5	0	5	2
Lunch Winfield	1-6-0	-1	0	0	0
TOTALS	2-14-0	4	0	5	2

Receiving	No.	Yards	TD	Long
Caden Jensen	1	5	0	5
Rahji Dennis	1	-1	0	0
TOTALS	2	4	0	5

Defense	Tackle	TFL	Sack	INT	FF/FR
Jaden Dugger	11	2.0	1.0	0	-/-
Tyree Skipper	8	0.0	0.0	0	-/-
Terrence Williams	8	0.0	0.0	0	-/-
Jake St. Andre	8	0.0	0.0	0	-/-

MISSOURI

Rushing	Att.	Yds.	TD	Long	Avg.
Ahmad Hardy	22	250	3	71	11.4
Marquise Davis	20	113	1	17	5.6
Jamal Roberts	8	46	0	17	5.8
Brendon Haygood	4	12	0	8	3.0
Beau Pribula	6	5	1	14	0.8
Brett Brown	1	5	0	5	5.0
Matt Zollers	1	-4	0	0	-4.0
TOTALS	62	427	5	71	6.9

Passing	C-A-I	Yds.	TD	Long	Sack
Beau Pribula	15-22-1	174	2	39	2
Matt Zollers	2-2	5	0	9	0
TOTALS	17-24-1	179	2	39	2

Receiving	No.	Yards	TD	Long
Kevin Coleman Jr.	8	84	0	20
Marquis Johnson	2	18	1	11
Joshua Manning	2	11	0	6
Jamal Roberts	1	39	1	39
Jordan Harris	1	20	0	20
Shaun Terry II	1	9	0	9
Brett Norfleet	1	2	0	2
Daniel Blood	1	-4	0	0
TOTALS	17	179	2	39

Defense	Tackle	TFL	Sack	INT	FF/FR
Damon Wilson II	4	1.0	1.0	0	-/-
Zion Young	3	2.0	0.0	0	-/-

STAT LEADERS

LOUISIANA

Rushing	Att.	Yds.	TD	Long	Avg.
Zylan Perry	15	110	2	30	7.3
Bill Davis	11	78	1	45	7.1
Steven Blanco	3	15	0	7	5.0
Daniel Beale	2	7	0	11	3.5
Lunch Winfield	1	4	0	4	4.0
TOTALS	32	214	3	45	6.7

Passing	C-A-I	Yds.	TD	Long	Sack
Daniel Beale	20-33-2	222	0	43	1
Lunch Winfield	1-2-0	5	0	5	0
TOTALS	21-35-2	227	0	43	1

Receiving	No.	Yards	TD	Long
Robert Williams	7	71	0	27
Shelton Sampson Jr.	3	87	0	43
Brock Chappell	3	32	0	11
Zylan Perry	3	-4	0	7
Caden Jensen	2	8	0	5
Trey Miller	1	14	0	14
Charles Robertson	1	12	0	12
Rahji Dennis	1	7	0	7
TOTALS	21	227	0	43

Defense	Tackle	TFL	Sack	INT	FF/FR
Brent Gordon Jr.	10	0.0	0.0	0	-/-
Tyree Skipper	9	0.0	0.0	0	-/-

EASTERN MICHIGAN

Rushing	Att.	Yds.	TD	Long	Avg.
Dontae McMillan	19	126	0	21	6.6
Tavierre Dunlap	11	45	2	13	4.1
Noah Kim	5	12	1	11	2.4
Benson Prosper	1	0	0	0	0.0
TOTALS	36	183	3	21	5.1

Passing	C-A-I	Yds.	TD	Long	Sack
Noah Kim	21-31-1	226	1	36	1
TOTALS	21-31-0	226	1	36	1

Receiving	No.	Yards	TD	Long
Porter Rooks	7	39	0	12
Nick Devereaux	4	76	0	36
Tavierre Dunlap	3	23	0	19
Joshua Long	2	42	1	27
Terry Lockett	2	29	0	23
Dontae McMillan	2	11	0	7
Benson Prosper	1	6	0	6
TOTALS	21	226	1	36

Defense	Tackle	TFL	Sack	INT	FF/FR
Barry Manning	10	1.0	0.0	0	-/-
Byrce Llewellyn	10	0.0	0.0	1	-/-
Donovan Green	7	0.0	0.0	0	-/-

SCORING SUMMARY

1st	11:32	UL	Perry 23 run (Sterner kick)
1st	5:07	EMU	Kim 3 run (Kessinger kick)
2nd	14:56	UL	FG Sterner 38
2nd	12:31	EMU	Dunlap 2 run (Kessinger kick)
2nd	9:32	UL	Davis 45 run (Sterner kick)
2nd	1:13	EMU	Long 15 pass from Kim (Kessinger kick)
3rd	5:20	UL	Flowers 35 INT return (Sterner kick)
4th	14:55	EMU	Dunlap 8 run (Kessinger kick)
4th	10:16	EMU	FG Kessinger 49
4th	0:47	UL	Perry 10 run (Sterner kick)
4th	0:03	EMU	FG Kessinger 42





GAME 5	1	2	3	4	OT	F
Marshall	3	14	17	7	10	51
Louisiana	3	14	3	21	13	54

September 27, 2025 | Our Lady of Lourdes Stadium | Lafayette, La. | 7 p.m. | Att.: 20,125

CAJUNS TAKE A LATE "LUNCH," EARNS EPIC COMEBACK WIN, 54-51

Captains: Jaden Dugger, Charles Robertson, Bryant Williams

LAFAYETTE – Lunch Winfield came off the bench to account for five touchdowns – including his 10-yard rushing TD – to lead a historic comeback for Louisiana in a 54-51 double overtime victory over Marshall in the Sun Belt Conference opener for both teams on Saturday at Our Lady of Lourdes Stadium.

- ▶ Winfield rushed for 129 yards on 13 carries with three touchdowns while completing 7 of 13 passes for 125 yards and two scores, including a game-tying 24-yard strike to Dale Martin with 16 seconds remaining in regulation.
- ▶ Louisiana (2-3, 1-0 SBC), playing without four starters on offense and five of its top six tackles, trailed 34-17 midway through the third quarter before staging its biggest comeback since trailing ULM, 26-0, in the third quarter before scoring 40 unanswered points in a 40-26 win in 1982.
- ▶ Winfield scored his first collegiate touchdown with a 6-yard run in the second quarter to give the Ragin' Cajuns their first lead of the night at 17-10 with 1:43 remaining before Marshall (2-3, 0-1 SBC) drove 75 yards in eight plays to tie the game with Demarcus Lacey scoring on a 32-yard pass from Carlos Del Rio-Wilson.
- ▶ Marshall would record a pair of interceptions on the following two drives, beginning with Paul Hutson III's 45-yard return for a touchdown before Boogie Trotter's interception which led to a Lorcan Quinn's 30-yard field goal for a 34-17 lead with 6:55 remaining.

SCORING SUMMARY

1st	6:46	MAR	FG Quinn 53
1st	6:51	UL	FG Sterner 26
2nd	10:51	MAR	Allen 9 run (Quinn kick)
2nd	6:41	UL	Perry 19 run (Sterner kick)
2nd	1:43	UL	Winfield (Sterner kick)
2nd	0:23	MAR	Lacey 32 pass from Del Rio-Wilson (Quinn kick)
3rd	14:20	MAR	Allen 68 run (Quinn kick)
3rd	11:11	MAR	Hutson 46 INT return (Quinn kick)
3rd	6:55	UL	FG Sterner 35
4th	10:16	UL	Winfield 2 run (Sterner kick)
4th	4:27	UL	Robertson 45 pass from Winfield (Sterner kick)
4th	1:01	MAR	Lacey 27 pass from Del Rio-Wilson (Quinn kick)
4th	0:16	UL	Martin 24 pass from Winfield (Sterner kick)
OT1	0:00	UL	Perry 25 run (Sterner kick)
OT1	0:00	MAR	Norton 3 pass from Del Rio-Wilson (Quinn kick)
OT2	0:00	MAR	FG Quinn 46
OT2	0:00	UL	Winfield 10 run (no kick)

STAT LEADERS

MARSHALL

Rushing	Att.	Yds.	TD	Long	Avg.
Michael Allen	19	138	2	68	7.3
Carlos Del Rio-Wilson	21	81	0	15	3.9
Demarcus Lacey	3	11	0	6	3.7
Antwan Roberts	2	7	0	6	3.5
Justin Williams-Thomas	1	5	0	5	5.0
Tony Mathis Jr.	2	3	0	2	1.5
TOTALS	48	245	2	68	5.1

Passing	C-A-I	Yds.	TD	Long	Sack
Carlos Del Rio-Wilson	24-31-0	258	3	37	3
TOTALS	24-31-0	258	3	37	3

Receiving	No.	Yards	TD	Long
Demarcus Lacey	10	146	2	35
Michael Allen	5	39	0	13
Adrian Norton	4	28	1	12
Toby Payne	3	29	0	14
DeAndre Tamerez	1	11	0	11
Ben Turner	1	3	0	3
Carlos Del Rio-Wilson	0	2	0	2
TOTALS	24	258	3	35

Defense	Tackle	TFL	Sack	INT	FF/FR
Javae Gilmore	9	1.5	0.0	0	-/-
Jayland Parker	7	0.5	0.0	0	-/-
Kerion Martin	6	0.5	0.0	0	-/-

LOUISIANA

Rushing	Att.	Yds.	TD	Long	Avg.
Lunch Winfield	13	129	3	38	9.9
Zylan Perry	14	75	2	25	5.4
Bill Davis	14	45	0	12	3.2
Steven Blanco	2	10	0	5	5.0
Daniel Beale	3	5	0	6	1.7
TOTALS	46	264	5	38	5.7

Passing	C-A-I	Yds.	TD	Long	Sack
Daniel Beale	7-15-2	72	0	16	1
Lunch Winfield	7-13-0	125	2	45	0
TOTALS	14-28-2	197	2	45	1

Receiving	No.	Yards	TD	Long
Landon Strother	3	27	0	12
Charles Robertson	2	61	1	45
Dale Martin	2	35	1	24
Trey Miller	2	16	0	10
Zylan Perry	2	18	0	15
Rahij Dennis	1	16	0	16
Bill Davis	1	16	0	16
Brock Chappell	1	6	0	6
TOTALS	14	197	2	45

Defense	Tackle	TFL	Sack	INT	FF/FR
Collin Jacob	14	0.5	0.5	0	-/-
Jake St. Andre	9	1.0	0.5	0	-/-
Courtline Flowers	8	2.0	1.0	0	-/-
Jaden Dugger	8	0.5	0.0	0	-/-



GAME 6	1	2	3	4	F
Louisiana	0	14	0	0	14
James Madison	0	7	7	10	24

October 11, 2025 | Bridgeforth Stadium/Zane Showker Field | Harrisonburg, Va. | 11 a.m. | Att.: 25,128

CAJUNS DROP 24-14 SLUGFEST TO JAMES MADISON

Captains: Connor McPherson, Charles Robertson, Jake St. Andre

HARRISONBURG, Va. – Alonza Barrett III threw three touchdown passes, including the go-ahead score early in the fourth quarter, to lead James Madison past the Louisiana Ragin' Cajuns, 24-14, in Sun Belt Conference action Saturday at Bridgeforth Stadium/Zane Showker Field.

- ▶ Wayne Knight rushed for 111 yards as James Madison (5-1, 3-0 SBC) picked up its fourth straight win and its first-ever victory over Louisiana (2-4, 1-1 SBC).
- ▶ Barrett finished 26-for-40 through the air for 290 yards, connecting with Landon Ellis six times for 120 yards and three touchdowns.
- ▶ After a scoreless first quarter, Louisiana broke through with 8:33 left in the first half when Lunch Winfield found Brock Chappell on a 5-yard scoring pass to cap a six-play, 80-yard drive. A 40-yard reception by Robert Williams and two key penalties helped set up the score.
- ▶ The Ragin' Cajuns nearly added to their lead, but a 51-yard field goal attempt by Tony Sterner was blocked. The Dukes capitalized on the momentum, driving 60 yards in five plays to even the score on a 5-yard Barrett-to-Ellis touchdown pass following a 49-yard burst from Knight.
- ▶ Louisiana regained the lead late in the half when Dale Martin took a slant pass from Winfield and sprinted 69 yards to the end zone, putting the Cajuns ahead 14-7 with 3:16 left before halftime.
- ▶ James Madison answered quickly after the break, using a double-reverse trick play on the first snap of the second half. Barrett found Ellis wide open downfield for a 62-yard touchdown to tie the game at 14-14.
- ▶ The Dukes pulled ahead for good in the fourth quarter when Barrett connected with Ellis again from 18 yards out with 12:33 remaining. Morgan Suarez added a 24-yard field goal with 3:05 left to seal the win.

STAT LEADERS

LOUISIANA

Rushing	Att.	Yds.	TD	Long	Avg.
Lunch Winfield	15	23	0	8	1.5
Bill Davis	9	21	0	6	2.3
Steven Blanco	3	1	0	1	0.3
Darrell Smith	1	0	0	0	0.0
TOTALS	28	45	0	8	1.6

Passing	C-A-I	Yds.	TD	Long	Sack
Lunch Winfield	14-28-1	243	2	69	2
TOTALS	14-28-1	243	2	69	2

Receiving	No.	Yards	TD	Long
Robert Williams	5	134	0	44
Dale Martin	2	72	1	69
Jaydon Johnson	2	17	0	10
Caden Jensen	2	5	0	5
Brock Chappell	1	5	1	5
Trey Miller	1	5	0	5
Charles Robertson	1	5	0	5
TOTALS	14	243	2	69

Defense	Tackle	TFL	Sack	INT	FF/FR
Jaden Dugger	12	0.0	0.0	0	-/-
Tyree Skipper	9	0.0	0.0	0	1/0

JAMES MADISON

Rushing	Att.	Yds.	TD	Long	Avg.
Wayne Knight	20	111	0	49	5.6
Jordan Fuller	12	50	0	10	4.2
Alonza Barrett III	5	28	0	11	5.6
Matthew Sluka	1	4	0	4	4.0
TEAM	3	-6	0	0	-2.0
TOTALS	41	187	0	49	4.6

Passing	C-A-I	Yds.	TD	Long	Sack
Alonza Barrett III	26-40-1	290	3	62	0
TOTALS	26-40-1	290	3	62	0

Receiving	No.	Yards	TD	Long
Braeden Wisloski	7	69	0	31
Landon Ellis	6	120	3	62
Wayne Knight	5	23	0	11
Jaylan Sanchez	4	39	0	20
Logan Kyle	2	28	0	20
Lacota Duppre	1	7	0	7
Jordan Fuller	1	4	0	4
TOTALS	26	290	3	62

Defense	Tackle	TFL	Sack	INT	FF/FR
Elijah Culp	8	0.0	0.0	0	-/-
Tyler Brown	8	0.5	0.0	0	-/-

SCORING SUMMARY

2nd	8:33	UL	Chappell 5 pass from Winfield (Sterner kick)
2nd	4:47	JMU	Ellis 4 pass from Barrett III (Suarez kick)
2nd	3:16	UL	Martin 69 pass from Winfield (Sterner kick)
3rd	14:46	JMU	Ellis 62 pass from Barrett III (Suarez kick)
4th	12:33	JMU	Ellis 4 pass from Barrett III (Suarez kick)
4th	3:05	JMU	FG Suarez 24



GAME 7	1	2	3	4	F
Southern Miss	0	13	7	2	22
Louisiana	7	0	3	0	10

October 18, 2025 | Our Lady of Lourdes Stadium | Lafayette, La. | 4 p.m. | Att.: 21,047

GOLDEN EAGLES PULL AWAY LATE TO DEFEAT CAJUNS, 22-10

Captains: Jalen Crider, Dale Martin, Rob Williams

LAFAYETTE - A 98-yard touchdown pass in the third quarter and a fourth-quarter safety helped Southern Miss pull away for a 22-10 win over Louisiana on Saturday at Our Lady of Lourdes Stadium.

► Braylon Braxton connected with Micah Davis for the 98-yard score late in the third quarter, pushing the Golden Eagles' lead to 20-10 after Louisiana had closed within three on a Tony Sterner 24-yard field goal. The safety with 3:43 remaining sealed the win for a new-look Southern Miss (5-2, 3-0 SBC) squad, which stayed tied with Troy atop the West Division standings.

► Louisiana (2-5, 1-2 SBC) opened the scoring with an eight-minute, 16-play, 85-yard drive capped by Lunch Winfield's 3-yard run in the first quarter. But the Golden Eagles answered with 13 straight points in the second – including a 1-yard plunge from Matt Jones and a pair of Creighton Wilbanks field goals (32 and 52 yards) just before halftime.

► Winfield led the Cajuns with 98 yards rushing on 19 carries with 135 yards passing on 12 of 21 aim.

► Bill Davis added 62 yards on the ground while Zylan Perry rushed for 55 yards in his return to the lineup as Louisiana outgained Southern Miss on the ground, 217–133. The Ragin' Cajuns held the ball for more than 35 minutes but was undone by a pair of interceptions, a lost fumble deep inside USM territory and a missed field goal.

► Jaden Dugger led Louisiana's defense with a career-high 16 tackles and a forced fumble, while Tyree Skipper intercepted his first pass of the season.

SCORING SUMMARY

1st	3:21	UL	Winfield 3 run (Sterner kick)
2nd	7:42	USM	Jones 1 run (Wilbanks kick)
2nd	1:29	USM	FG Wilbanks 32
2nd	0:00	USM	FG Wilbanks 52
3rd	9:35	UL	FG Sterner 24
3rd	3:40	USM	Davis 98 pass from Braxton (Wilbanks kick)
4th	3:43	USM	SAFETY

STAT LEADERS

SOUTHERN MISS

Rushing	Att.	Yds.	TD	Long	Avg.
Jeremy Pittman	21	73	0	11	3.5
Matt Jones	9	37	1	13	4.1
Robert Briggs Jr.	3	17	0	11	5.7
Braylon Braxton	5	9	0	5	1.8
TEAM	3	-3	0	0	-1.0
TOTALS	41	133	1	13	3.2

Passing	C-A-I	Yds.	TD	Long	Sack
Braylon Braxton	13-18-1	237	1	98	0
TOTALS	13-18-1	237	1	98	0

Receiving	No.	Yards	TD	Long
Micah Davis	3	134	1	98
Kadinn Morris	3	70	0	30
Bralon Brown	2	16	0	9
Carl Chester	2	8	0	5
Kyirin Heath	1	5	0	5
Jeffery Pittman	1	3	0	3
Matt Jones	1	1	0	1
TOTALS	13	237	1	98

Defense	Tackle	TFL	Sack	INT	FF/FR
Chris Jones	8	1.0	1.0	0	1/0
Michael Montgomery	7	0.5	0.0	0	-/-
J'Mond Tapp	7	0.5	0.0	0	-/-

LOUISIANA

Rushing	Att.	Yds.	TD	Long	Avg.
Lunch Winfield	19	98	1	26	5.2
Bill Davis	14	62	0	14	4.4
Zylan Perry	13	55	0	16	4.2
Walker Howard	1	2	0	2	2.0
Steven Blanco	1	0	0	0	0.0
TOTALS	48	217	1	26	4.5

Passing	C-A-I	Yds.	TD	Long	Sack
Lunch Winfield	12-21-1	112	0	27	2
Walker Howard	2-6-1	23	0	14	0
TOTALS	14-27-2	135	0	27	2

Receiving	No.	Yards	TD	Long
Caden Jensen	5	45	0	18
Dale Martin	2	27	0	14
Trenton Chaney	2	14	0	13
Charles Robertson	1	27	0	27
Jaydon Johnson	1	9	0	9
Robert Williams	1	5	0	5
Landon Baptiste	1	5	0	5
Trey Miller	1	3	0	3
TOTALS	14	135	0	27

Defense	Tackle	TFL	Sack	INT	FF/FR
Jaden Dugger	16	1.5	0.0	0	-/-
Terrence Williams	6	0.0	0.0	0	-/-
Maurion Elean	5	0.0	0.0	0	-/-



GAME 8	1	2	3	4	F
Louisiana	7	10	3	3	23
Troy	7	14	7	7	35

October 25, 2025 | Veterans Memorial Stadium | Troy, Ala. | 6 p.m. | Att.: 23,719

RAGIN' CAJUNS FALL SHORT AGAINST TROY, 35-23

Captains: Jalen Clark, Dale Martin, Kaden Moreau

TROY, Ala. – Quarterback Lunch Winfield threw for 187 yards and a touchdown while adding a team-high 139 rushing yards, but Louisiana was unable to overcome a pair of first-half interceptions as Troy pulled away late for a 35-23 Sun Belt Conference win on Saturday night at Veterans Memorial Stadium.

► Louisiana (2-6, 1-3 SBC) totaled 371 yards of offense, outgaining the Trojans (6-2, 4-0 SBC) by 26 yards, but back-to-back interceptions in the second quarter led to 14 straight points after the Cajuns built a 14-7 lead.

► Winfield, who completed 12-of-22 passes, found Shelton Sampson Jr. on a 36-yard touchdown strike on Louisiana's second play from scrimmage to tie the game at 7-7 after Troy's opening score on Tucker Kilcrease's 8-yard run. After a Courtline Flowers 17-yard interception return to the Troy 1, Zylan Perry punched in two plays later to give the Cajuns a 14-7 lead with 14:14 remaining in the first half.

► Troy answered with 14 straight points – including a 30-yard interception return by Jaquez White – to regain the advantage. After Kelano Levine's 34-yard return to the UL 26 on Louisiana's ensuing possession, the Trojans scored two plays later on Kilcrease's 4-yard run up the middle for a 21-14 lead.

► Tony Sterner booted a 37-yard field goal before halftime to cut the deficit to 21–17, then added makes from 31 and 32 yards after the break as Louisiana kept it close into the fourth quarter.

► The Cajuns trailed 28-23 with just under eight minutes to play, but Troy's Jordan Lovett capped the night with his second rushing touchdown – a 19-yarder – to seal the Trojans' fourth straight league win.

► Winfield led the ground attack with 23 carries for 139 yards. Charles Robertson caught three passes for 61 yards, and Sampson finished with five receptions for 74 yards and his first career touchdown.

► Defensively, Terrence Williams paced Louisiana with eight tackles. Jordan Lawson, Maxie Baudoin IV, and Kadarius Miller each recorded sacks as the Cajuns totaled three on the night.

► Louisiana finished 7-of-15 on third down and converted both fourth-down attempts, controlling the ball for nearly 30 minutes.

STAT LEADERS

LOUISIANA

Rushing	Att.	Yds.	TD	Long	Avg.
Lunch Winfield	23	139	0	39	6.0
Zylan Perry	9	21	1	5	2.3
Bill Davis	9	16	0	14	1.8
Steven Blanco	1	8	0	8	8.0
TOTALS	42	184	1	39	4.4

Passing	C-A-I	Yds.	TD	Long	Sack
Lunch Winfield	12-22-2	187	1	36	4
Walker Howard	0-1-1	0	0	0	0
TOTALS	12-23-3	187	1	36	4

Receiving	No.	Yards	TD	Long
Shelton Sampson Jr.	5	74	1	36
Charles Robertson	3	61	0	36
Trey Miller	2	18	0	16
Robert Williams	1	18	0	18
Zylan Perry	1	16	0	16
TOTALS	12	187	1	36

Defense	Tackle	TFL	Sack	INT	FF/FR
Terrence Williams	8	0.0	0.0	0	-/-
Tyree Skipper	6	0.0	0.0	0	-/-
Jalen Clark	6	0.0	0.0	0	-/-
Maurion Elean	6	0.5	0.5	0	-/-

TROY

Rushing	Att.	Yds.	TD	Long	Avg.
Jordan Lovett	21	113	2	22	5.4
Tucker Kilcrease	11	25	2	15	2.3
Jarris Williams	3	20	0	13	6.7
Trey Taylor	1	5	0	5	5.0
DJ Epps	1	5	0	5	5.0
TEAM	2	-3	0	0	-1.5
TOTALS	39	165	4	22	4.2

Passing	C-A-I	Yds.	TD	Long	Sack
Tucker Kilcrease	16-24-1	180	0	28	3
TOTALS	16-24-1	180	0	28	3

Receiving	No.	Yards	TD	Long
Ethan Conner	3	68	0	28
Rafa Thomas	3	36	0	15
DJ Epps	3	24	0	13
Peyton Higgins	3	22	0	10
Trey Taylor	3	16	0	9
Roman Mothershed	1	14	0	14
TOTALS	16	180	0	28

Defense	Tackle	TFL	Sack	INT	FF/FR
Devin Lafayette	9	0.0	0.0	0	1/-
Jaquez White	6	1.0	0.0	1	-/-
Justin Powe	6	0.0	0.0	1	-/-
Jah-Mal Williams	6	1.0	0.5	0	-/-
Jordan Stringer	6	0.0	0.0	0	-/-

SCORING SUMMARY

1st	9:01	TROY	Kilcrease 8 run (Renfroe kick)
1st	8:27	UL	Sampson 36 pass from Winfield (Sterner kick)
2nd	14:14	UL	Perry 1 run (Sterner kick)
2nd	9:42	TROY	White 30 interception return (Renfroe kick)
2nd	8:03	TROY	Kilcrease 4 run (Renfroe kick)
2nd	1:51	UL	FG Sterner 37
3rd	7:16	TROY	Lovett 1 run (Renfroe kick)
3rd	1:29	UL	FG Sterner 31
4th	7:08	UL	FG Sterner 32
4th	2:55	TROY	Lovett 19 run (Renfroe kick)



GAME 9	1	2	3	4	F
Louisiana	10	14	7	0	31
South Alabama	0	7	7	8	22

November 1, 2025 | Hancock Whitney Stadium | Mobile, Ala. | 2:30 p.m. | Att.: 18,462

WINFIELD'S SINGLE-GAME RECORD LEADS CAJUNS PAST JAGS, 31-22

Captains: Lunch Winfield, Courtline Flowers, Avery Demery

MOBILE, Ala. - Lunch Winfield turned in one of the most efficient passing performances in Louisiana football history, and the Ragin' Cajuns rode a dominant first half to a 31-22 Sun Belt Conference victory over South Alabama on Saturday at Hancock Whitney Stadium.

- ▶ Winfield completed 14 of 15 passes for 232 yards and two touchdowns, opening 13-for-13 and setting a single-game school record with a 93-percent completion rate. The previous mark of 90 percent (18-for-20) was held by Chandler Fields against ULM during the 2023 season.
- ▶ Behind Winfield's offensive effort, Louisiana (3-6, 2-3 SBC) built a 24-7 halftime lead and held off a late rally to defeat the Jaguars (2-7, 1-4 SBC) for the third straight time on the road.
- ▶ Shelton Sampson Jr. was Winfield's top target, hauling in six passes for a career-high 138 yards and two touchdown receptions. Zylan Perry added 56 yards rushing and an 18-yard rushing score, while Winfield contributed another touchdown on the ground.
- ▶ Louisiana struck first midway through the opening quarter when Winfield found Sampson for a 25-yard touchdown to cap a nine-play, 75-yard opening drive. Tony Sterner followed with a 32-yard field goal late in the period to make it 10-0.

SCORING SUMMARY

1st	8:05	UL	Sampson 25 pass from Winfield (Sterner kick)
1st	1:24	UL	FG Sterner 32
2nd	9:38	USA	Phillips 15 run (Little kick)
2nd	2:09	UL	Perry 18 run (Sterner kick)
2nd	0:11	UL	Sampson 17 pass from Winfield (Sterner kick)
3rd	11:58	UL	Winfield 1 run (Sterner kick)
3rd	6:54	USA	Davenport 5 run (Little kick)
4th	11:59	USA	Scott 64 pass from Devenport (Thomas pass from Davenport)

STAT LEADERS

LOUISIANA

Rushing	Att.	Yds.	TD	Long	Avg.
Zylan Perry	15	56	1	18	3.7
Bill Davis	11	56	0	12	5.1
Lunch Winfield	15	45	1	12	3.0
Charles Robertson	1	6	0	6	6.0
Steven Blanco	1	3	0	3	3.0
TEAM	3	-5	0	0	-1.7
TOTALS	46	161	2	18	3.5

Passing	C-A-I	Yds.	TD	Long	Sack
Lunch Winfield	14-15-0	232	2	45	1
TEAM	0-1-0	0	0	0	0
Walker Howard	0-1-0	0	0	0	0
TOTALS	14-17-0	232	2	45	1

Receiving	No.	Yards	TD	Long
Shelton Sampson Jr.	6	138	2	45
Brock Chappell	2	44	0	35
Trey Miller	2	10	0	8
Robert Williams	1	23	0	23
Jaydon Johnson	1	14	0	14
Bill Davis	1	2	0	2
Zylan Perry	1	1	0	1
TOTALS	14	232	2	45

Defense	Tackle	TFL	Sack	INT	FF/FR
Jaden Dugger	11	1.0	0.0	1	-/-
Tyree Skipper	9	1.0	1.0	0	-/-
Tyrence Williams	9	0.0	0.0	0	-/-

SOUTH ALABAMA

Rushing	Att.	Yds.	TD	Long	Avg.
Keenan Phillips	13	75	1	15	5.8
Kentrel Bullock	16	48	0	6	3.0
Bishop Davenport	7	42	1	18	6.0
TOTALS	36	165	2	18	4.6

Passing	C-A-I	Yds.	TD	Long	Sack
Bishop Davenport	20-33-1	203	1	64	1
TOTALS	20-33-1	203	1	64	1

Receiving	No.	Yards	TD	Long
Jeremy Scott	6	102	1	64
Michah Woods	3	31	0	17
Anthony Eager	3	28	0	20
Miller McCrumby	2	17	0	9
Devin Voisin	2	12	0	6
Trent Thomas	1	6	0	6
Keenan Phillips	1	6	0	6
Brec Long	1	1	0	1
Kentrel Bullock	1	0	0	0
TOTALS	20	203	1	64

Defense	Tackle	TFL	Sack	INT	FF/FR
Darius McKenzie	11	0.0	0.0	0	-/-
Ed Smith IV	9	2.0	0.5	0	-/-
Wesley Miller	7	0.0	0.0	0	-/-
Blayne Mack	7	0.0	0.0	0	-/-

STAT LEADERS

TEXAS STATE

Rushing	Att.	Yds.	TD	Long	Avg.
Lincoln Pare	10	89	1	54	8.9
Beau Sparks	1	49	1	49	49.0
Brad Jackson	10	15	0	11	1.5
Greg Burrell	3	15	0	9	5.0
TOTALS	24	168	2	54	7.0

Passing	C-A-I	Yds.	TD	Long	Sack
Brad Jackson	26-33-1	360	3	62	4
TOTALS	26-33-1	360	3	62	4

Receiving	No.	Yards	TD	Long
Beau Sparks	10	186	1	62
Chris Dawn Jr.	7	89	1	40
Lincoln Pare	7	50	0	15
Titus Lyons	1	24	1	24
Blake Smith	1	11	0	11
TOTALS	26	360	3	62

Defense	Tackle	TFL	Sack	INT	FF/FR
Ryan Nolan	10	0.0	0.0	0	-/-
Treylin Payne	9	1.0	0.0	0	-/-

LOUISIANA

Rushing	Att.	Yds.	TD	Long	Avg.
Bill Davis	18	87	1	15	4.8
Zylan Perry	14	59	0	25	4.2
Lunch Winfield	18	49	2	8	2.7
TEAM	2	-3	0	0	-1.5
TOTALS	52	192	3	25	3.7

Passing	C-A-I	Yds.	TD	Long	Sack
Lunch Winfield	17-27-2	192	3	27	0
TOTALS	17-27-2	192	3	27	0

Receiving	No.	Yards	TD	Long
Shelton Sampson Jr.	5	80	2	21
Caden Jensen	3	28	1	27
Brock Chappell	3	17	0	9
Landon Strother	2	21	0	14
Trey Miller	1	16	0	16
Charles Robertson	1	13	0	13
Zylan Perry	1	9	0	9
Bill Davis	1	8	0	8
TOTALS	17	192	3	27

Defense	Tackle	TFL	Sack	INT	FF/FR
Jaden Dugger	9	0.0	0.0	0	-/-
Brent Gordon Jr.	8	0.0	0.0	0	-/-

SCORING SUMMARY

1st	8:06	UL	Sampson 10 pass from Winfield (Sterner kick)
1st	4:45	TXST	FG Robles 25
1st	0:27	TXST	Pare 54 run (Robles kick)
2nd	11:24	UL	Jensen 27 pass from Winfield (Sterner kick)
2nd	8:29	UL	Davis 12 run (Sterner kick)
2nd	5:36	UL	Sampson 12 pass from Winfield (Sterner kick)
2nd	4:26	TXST	Lyons 24 pass from Jackson (Robles kick)
2nd	0:21	UL	Winfield 1 run (Sterner kick)
3rd	2:57	TXST	FG Robles 24
4th	13:02	UL	Winfield 3 run (Sterner kick)
4th	12:05	TXST	Sparks 49 run (pass failed)
4th	8:19	TXST	Sparks 38 pass from Jackson (run failed)
4th	3:12	TXST	Dawn 21 pass from Jackson (Robles kick)

GAME 10	1	2	3	4	F
Texas State	10	7	3	19	39
Louisiana	7	28	0	7	42

November 8, 2025 | Our Lady of Lourdes Stadium | Lafayette, La. | 4 p.m. | Att.: 14,231

LOUISIANA REMAINS PERFECT AGAINST TEXAS STATE IN 42-39 WIN

Captains: Kailep Edwards, Drennon Fite III, Caden Jensen

LAFAYETTE - Louisiana built a commanding halftime lead and held off a furious late rally to edge Texas State 42-39 on Saturday night in a Sun Belt Conference clash at Our Lady of Lourdes Stadium.

- ▶ Lunch Winfield accounted for five touchdowns - three through the air and two on the ground - as Louisiana (4-6, 3-3 SBC) used a 28-point second quarter to seize control. Texas State (3-6, 0-5 SBC) piled up 528 yards of offense but couldn't overcome Louisiana's early dominance and the clock, which the Cajuns controlled for nearly 38 minutes.
- ▶ After spotting Texas State an early 10-7 lead, Louisiana erupted behind Winfield's efficient play and a defense that turned a pair of takeaways into 14 points. Winfield, who was 10-for-10 through the air in the second quarter, found Caden Jensen for a 27-yard score to regain the lead, then watched running back Bill Davis punch in a 12-yard touchdown to make it 21-10.
- ▶ Moments later, a fumble recovery by Cameron Whitfield set up another Winfield strike - a 12-yard toss to Shelton Sampson Jr. - before Winfield capped the half with a 1-yard keeper to send Louisiana into the locker room with a 35-17 lead.
- ▶ Louisiana's defense delivered key plays in the first half, forcing two turnovers that directly led to touchdowns. Safety Kody Jackson's interception in the second quarter helped spark the onslaught, and Whitfield's fumble return off a strip sack by Jordan Lawson deep in Bobcat territory helped the Ragin' Cajuns take a 28-10 lead.
- ▶ The Cajuns added what proved to be the decisive score early in the fourth quarter when Winfield barreled in from three yards out, extending the cushion to 42-20 with 13:02 remaining. Texas State quarterback Brad Jackson responded with three consecutive touchdown drives - including a 49-yard run and a 38-yard scoring strike to Beau Sparks - before connecting with Chris Dawn Jr., on a 21-yard TD pass to pull the Bobcats within three with 3:12 remaining.
- ▶ But Louisiana's offense ground down the clock on its final possession, converting a crucial third down - a 19-yard pass from Winfield to Sampson Jr., on third-and-13 - before Winfield gained seven yards on fourth-and-2 to seal the win and improve the Ragin' Cajuns all-time record against the Bobcats to 13-0.





GAME 11	1	2	3	4	F
Louisiana	7	17	7	3	34
Arkansas State	10	17	0	3	30

November 20, 2025 | Centennial Bank Stadium | Jonesboro, Ark. | 6:30 p.m. | Att.: 13,571

RESILIENT RAGIN' CAJUNS USE GOAL-LINE STAND TO EDGE A-STATE, 34-30

Captains: Macky Maillho, Caleb Kibodi, Cam Whitfield

JONESBORO, Ark. - Louisiana used a late goal-line stand for the second time in the past three games and kept its postseason goal alive in holding off Arkansas State for a 34-30 victory on Thursday night in a nationally-televised contest at Centennial Bank Stadium.

- ▶ Lunch Winfield rushed for 89 yards and a pair of scores while Zylan Perry and Bill Davis each added rushing scores as Louisiana (5-6, 4-3 SBC) defeated A-State (5-6, 4-3 SBC) for the eighth time in the past 10 games.
- ▶ Arkansas State drove 89 yards in the closing minutes, reaching the Louisiana 1 with the clock winding under 10 seconds. The Cajuns' defense, which was on the field for more than 10 minutes in the fourth quarter, stiffened on the final snap as Fitzgerald West Jr. and Terrence Williams stuffed Red Wolves quarterback Jaylen Raynor just shy of the goal line to preserve the win.
- ▶ Louisiana overcame a sloppy start and trailed 10-0 in the first quarter before Perry's 1-yard TD run cut the deficit to 10-7.
- ▶ The Ragin' Cajuns piled up 202 rushing yards behind the trio of Winfield, Davis and Perry. Perry added 42 yards for Louisiana while Davis, who finished with 57 yards on the ground, broke loose for a 36-yard touchdown in the third quarter that put the Ragin' Cajuns up for good, 31-27.
- ▶ Tony Sterner delivered two crucial field goals - from 41 and 50 yards - the latter stretching the lead to 34-27 early in the fourth.

SCORING SUMMARY

1st	9:11	ASU	FG Van Andel 21
1st	7:50	ASU	Sigler 27 fumble return (Van Andel kick)
1st	3:40	UL	Perry 3 run (Sterner kick)
2nd	14:44	UL	Winfield 1 run (Sterner kick)
2nd	10:23	ASU	FG Van Andel 41
2nd	6:57	UL	FG Sterner 41
2nd	6:45	ASU	Cobb 93 kick return (Van Andel kick)
2nd	3:38	UL	Winfield 1 run (Sterner kick)
2nd	0:53	ASU	Spencer 1 run (Van Andel kick)
3rd	6:29	UL	Davis 36 run (Sterner kick)
4th	13:35	UL	FG Sterner 51
4th	6:40	ASU	FG Van Andel 24

STAT LEADERS

LOUISIANA

Rushing	Att.	Yds.	TD	Long	Avg.
Lunch Winfield	20	89	2	42	4.4
Bill Davis	11	57	1	36	5.2
Zylan Perry	12	42	1	11	3.5
Darrell Smith	2	7	0	8	3.5
Landon Strother	1	7	0	7	7.0
TOTALS	46	202	4	42	4.4

Passing	C-A-I	Yds.	TD	Long	Sack
Lunch Winfield	18-25-0	147	0	22	5
TOTALS	18-25-0	147	0	22	5

Receiving	No.	Yards	TD	Long
Caden Jensen	4	34	0	17
Shelton Sampson Jr.	3	35	0	22
Zylan Perry	3	25	0	15
Robert Williams	3	15	0	6
Charles Robertson	2	19	0	17
Landon Strother	1	8	0	8
Bill Davis	1	7	0	7
Jaydon Johnson	1	4	0	4
TOTALS	18	147	0	22

Defense	Tackle	TFL	Sack	INT	FF/FR
Terrence Williams	12	0.0	0.0	0	-/-
Jaden Dugger	9	0.5	0.0	0	-/-
Maurion Eleam	7	0.0	0.0	0	1/0
Brent Gordon Jr.	7	0.0	0.0	0	-/-
Lake Bates	7	0.0	0.0	0	-/-

ARKANSAS STATE

Rushing	Att.	Yds.	TD	Long	Avg.
Devin Spencer	16	71	1	15	4.4
Jaylen Raynor	14	54	0	15	3.0
Keriyon Clay	5	13	0	7	2.6
TOTALS	35	138	1	15	3.9

Passing	C-A-I	Yds.	TD	Long	Sack
Jaylen Raynor	25-43-0	256	0	28	1
TOTALS	25-43-0	256	0	28	1

Receiving	No.	Yards	TD	Long
Corey Rucker	8	120	0	28
Devin Spencer	7	39	0	9
Hunter Simmons	5	43	0	11
Tyler Fortenberry	2	30	0	28
Jaylen Bonelli	2	8	0	4
Chauncy Cobb	1	16	0	16
TOTALS	25	256	0	28

Defense	Tackle	TFL	Sack	INT	FF/FR
AG McGhee	12	0.0	0.0	0	-/-
Kyle Taylor	10	0.0	0.0	0	-/-
Brandon Barnes	9	0.5	0.0	0	-/-
Aaron Alexander	9	0.5	0.0	0	-/-



GAME 12	1	2	3	4	OT	F
ULM	13	0	0	14	0	27
Louisiana	14	3	0	10	3	30

November 29, 2025 | Our Lady of Lourdes Stadium | Lafayette, La. | 2 p.m. | Att.: 16,270

CAJUNS COMPLETE SECOND-HALF GAUNTLET, BEATS ULM, 30-27

Captains: Maurion Eleam, Jake St. Andre, Lunch Winfield

LAFAYETTE - Lafayette native and Opening Night starter Walker Howard engineered a pair of late scoring drives, including in overtime, where his 20-yard run around the right side set up Tony Sterner's 19-yard field goal and helped Louisiana defeat in-state foe ULM, 30-27, on Saturday at Our Lady of Lourdes Stadium.

- ▶ Louisiana (6-6, 5-3 SBC), which fell to 2-6 after a 35-23 loss at Troy on October 25, completed a 4-0 November which included a pair of three-point wins while fighting decimating injuries along the offensive line all season, which saw eight players, including two starters from the Opening Night two-deep out for the season.
- ▶ The win for Louisiana - its 15th in the last 18 meetings against ULM (3-9, 1-7 SBC) in the 61-game series - was anything but easy with 34 games between the schools decided by eight points or less.
- ▶ Louisiana capped off a 10-play, 42-yard drive in the second quarter when Sterner converted on a 55-yard field goal - two yards off the school-record and the longest field goal by a Ragin' Cajuns kicker since 1976 for a 17-13 lead at halftime.
- ▶ Howard, replacing an injured Winfield, helped lead Louisiana on an 85-yard drive as his 11-yard pass to Caden Jensen nearly converted a third-and-long situation. The Ragin' Cajuns gambled on fourth-and-1 at the UL 24 and Bill Davis got a key block and raced 76 yards untouched for a 24-20 advantage.
- ▶ Howard, who was 6-for-9 through the air for 44 yards in his most extensive action since the season opener, connected with Davis on a 26-yard pass on third-and-8 to the UL 50 before Davis would later gain 19 of his game-high 126 yards around the right side to the ULM 19.
- ▶ The Ragin' Cajuns would get as close as the ULM 13 before Sterner's 30-yard field goal with 3:36 left tied the game at 27-27.
- ▶ ULM, which was 2-0 against Louisiana in overtime games, got a 23-yard pass from Armenta to Rylan Green on first-and-15 to the UL 7 before Brent Gordon Jr. intercepted Hunter Herring's pass in the end zone on third-and-goal and giving the Ragin' Cajuns a chance to seal the win.

STAT LEADERS

ULM

Rushing	Att.	Yds.	TD	Long	Avg.
Zach Palmer-Smith	20	114	1	22	5.7
Braylon McReynolds	11	49	0	15	4.5
Jonathan Bibbs	2	30	0	21	15.0
Aidan Armenta	8	11	0	10	1.4
Dorian Lewis	2	1	0	1	0.5
TOTALS	43	205	1	22	4.8

Passing	C-A-I	Yds.	TD	Long	Sack
Aidan Armenta	19-31-0	311	3	68	3
Hunter Herring	0-2-1	0	0	0	0
TOTALS	19-33-1	311	3	68	3

Receiving	No.	Yards	TD	Long
Nic Trujillo	4	133	2	52
Braylon McReynolds	3	22	0	11
Zach Palmer-Smith	3	22	0	13
Jonathan Bibbs	2	79	1	68
Julian Nixon	2	10	0	12
Rylan Green	1	23	0	23
Nate Sullivan	1	11	0	11
Tyler Griffin	1	5	0	5
JP Coulter	1	4	0	4
Dorian Lewis	1	2	0	2
TOTALS	19	311	3	68

LOUISIANA

Rushing	Att.	Yds.	TD	Long	Avg.
Bill Davis	15	126	1	76	8.4
Lunch Winfield	9	36	0	24	4.0
Walker Howard	5	33	0	20	6.6
Zylan Perry	6	20	0	9	3.3
Steven Blanco	2	7	1	4	3.5
TEAM	1	-10	0	0	-10.0
TOTALS	38	212	2	76	5.6

Passing	C-A-I	Yds.	TD	Long	Sack
Lunch Winfield	10-21-0	82	0	29	0
Walker Howard	6-9-0	44	0	26	0
TOTALS	16-30-0	126	0	29	0

Receiving	No.	Yards	TD	Long
Bill Davis	4	33	0	26
Caden Jensen	4	21	0	11
Shelton Sampson Jr.	2	18	0	10
Charles Robertson	2	17	0	9
Steven Blanco	1	29	0	29
Trey Miller	1	4	0	4
Robert Williams	1	2	0	2
Brock Chappell	1	2	0	2
TOTALS	16	126	0	29

SCORING SUMMARY

1st	14:47	UL	Norris 96 kickoff return (Sterner kick)
1st	13:19	ULM	Trujillo 25 pass from Armenta (kick blocked)
1st	8:59	ULM	Palmer-Smith 7 run (Chambliss kick)
1st	4:01	UL	Blanco 4 run (Sterner kick)
2nd	8:04	UL	FG Sterner 55
4th	14:50	ULM	Bibbs 68 pass from Armenta (Ryan kick)
4th	12:49	UL	Davis 76 run (Sterner kick)
4th	9:32	ULM	Trujillo 43 pass from Armenta (Ryan kick)
4th	3:36	UL	FG Sterner 30
OT	0:00	UL	FG Sterner 19

LOUISIANA | DRIVE CHART

RICE					
QTR	TIME	OBTAINED	PL/YDS	TOP	RESULT
1	10:25	Punt	10/26	4:21	FG
2	14:34	Kickoff	2/2	0:38	INT
2	11:00	Punt	7/46	3:23	Fumble
2	3:38	Kickoff	10/41	3:12	FG
3	15:00	Kickoff	4/15	1:37	Punt
3	6:54	Punt	11/98	5:09	TD
4	14:45	Punt	3/6	1:27	Punt
4	11:04	Punt	3/11	1:04	Punt
4	8:16	Punt	4/9	1:46	Downs
4	1:56	Downs	7/30	0:59	Downs

MCNEESE					
QTR	TIME	OBTAINED	PL/YDS	TOP	RESULT
1	14:52	Kickoff	5/46	1:54	TD
1	10:04	Kickoff	12/66	6:18	Missed FG
1	1:01	Punt	3/5	1:11	Punt
2	9:24	Downs	10/25	5:22	Missed FG
2	1:53	INT	6/91	0:47	TD
2	0:39	Punt	4/35	0:39	FG
3	11:45	Kickoff	9/39	5:41	Downs
3	2:00	Punt	12/65	6:19	FG
4	9:34	Punt	9/40	5:46	TD
4	1:42	Fumble	1/34	0:03	TD

MISSOURI					
QTR	TIME	OBTAINED	PL/YDS	TOP	RESULT
1	15:00	Kickoff	3/5	1:17	Punt
1	8:21	Kickoff	3/2	1:13	Punt
1	2:33	Kickoff	3/9	1:54	Punt
2	14:18	Kickoff	4/7	1:43	Punt
2	10:31	Kickoff	4/16	0:40	Punt
2	8:21	INT	4/5	1:59	FG
2	5:33	Kickoff	3/4	0:50	Punt
2	3:41	Punt	1/84	0:14	TD
3	9:56	Kickoff	3/7	1:55	Punt
3	3:15	Missed FG	3/0	0:30	Punt
4	7:02	Kickoff	6/5	4:30	Punt

EASTERN MICHIGAN					
QTR	TIME	OBTAINED	PL/YDS	TOP	RESULT
1	15:00	Kickoff	7/75	3:28	TD
1	10:01	Punt	3/1	1:23	Punt
1	5:07	Kickoff	12/54	5:11	FG
2	12:25	Kickoff	7/75	2:53	TD
2	4:58	Punt	3/8	1:34	Punt
2	1:13	Kickoff	8/48	1:10	Missed FG
3	12:41	Punt	8/23	5:19	Punt
4	14:47	Kickoff	3/2	2:25	Punt
4	10:07	Kickoff	8/50	4:15	INT
4	3:47	Punt	2/12	0:34	INT
4	2:08	Missed FG	7/65	1:21	TD
4	0:03	Kickoff	1/5	0:03	EOG

OPPONENT | DRIVE CHART

RICE					
QTR	TIME	OBTAINED	PL/YDS	TOP	RESULT
1	14:54	Kickoff	7/8	4:29	Punt
1	5:58	Kickoff	13/72	6:24	TD
2	13:56	INT	6/17	2:56	Punt
2	7:37	Fumble	8/66	3:59	TD
2	0:24	Kickoff	1/2	0:24	EOH
3	13:23	Punt	9/50	6:29	Punt
3	1:45	Kickoff	3/8	2:00	Punt
4	13:18	Punt	3/5	2:14	Punt
4	10:00	Punt	3/3	1:44	Punt
4	6:35	Downs	9/30	4:34	Downs
4	0:57	Downs	2/3	0:57	EOG

MCNEESE					
QTR	TIME	OBTAINED	PL/YDS	TOP	RESULT
1	12:50	Kickoff	5/80	2:42	TD
1	3:46	Missed FG	6/15	2:45	Punt
2	14:50	Punt	9/31	5:26	Downs
2	4:02	Missed FG	6/38	2:09	INT
2	1:06	Kickoff	3/5	0:27	Punt
3	15:00	Kickoff	8/47	3:10	FG
3	6:04	Downs	7/14	4:04	Punt
4	10:33	Kickoff	3/1	0:59	Punt
4	3:48	Kickoff	6/-1	2:06	Fumble
4	1:32	Kickoff	4/18	1:32	EOG

MISSOURI					
QTR	TIME	OBTAINED	PL/YDS	TOP	RESULT
1	13:43	Punt	10/73	5:17	TD
1	7:08	Punt	8/60	4:30	TD
1	0:39	Punt	4/59	1:21	TD
2	12:35	Punt	5/74	2:04	TD
2	9:51	Punt	3/2	1:30	INT
2	6:15	Kickoff	2/75	0:34	TD
2	4:43	Punt	3/6	1:02	Punt
2	3:27	Kickoff	14/71	3:27	FG
3	15:00	Kickoff	10/75	4:58	TD
3	8:01	Punt	8/37	4:46	Missed FG
3	2:45	Punt	17/73	10:43	TD
4	2:32	Punt	4/21	2:32	EOG

EASTERN MICHIGAN					
QTR	TIME	OBTAINED	PL/YDS	TOP	RESULT
1	11:25	Kickoff	3/5	1:24	Punt
1	8:38	Punt	8/54	3:31	TD
2	14:28	Kickoff	5/60	2:17	TD
2	9:26	Kickoff	9/38	4:28	Punt
2	3:24	Punt	7/52	2:11	TD
2	0:03	Missed FG	1/11	0:03	EOH
3	14:53	Kickoff	4/16	2:12	Punt
3	7:22	Punt	4/13	2:02	INT
3	5:20	Kickoff	11/75	5:25	TD
4	12:22	Punt	4/6	2:06	FG
4	5:52	INT	3/2	2:05	Punt
4	3:13	INT	4/6	1:05	Missed FG
4	0:44	Kickoff	7/41	0:41	FG



LOUISIANA | DRIVE CHART

MARSHALL

QTR	TIME	OBTAINED	PL/YDS	TOP	RESULT
1	15:00	Kickoff	3/4	1:22	Punt
1	9:52	Kickoff	3/7	1:25	Punt
1	8:27	Punt	5/16	1:36	FG
1	2:13	Punt	3/-1	1:13	Punt
2	10:51	Kickoff	8/75	4:10	TD
2	5:26	Punt	9/64	3:43	TD
2	0:19	Kickoff	1/2	0:19	EOH
3	14:20	Kickoff	6/28	3:09	INT
3	11:11	Kickoff	2/0	0:41	INT
3	6:55	Kickoff	11/57	5:23	FG
4	13:19	Missed FG	6/65	3:03	TD
4	7:01	Punt	6/81	2:34	TD
4	1:01	Kickoff	7/75	0:45	TD
OT1	0:00	Kickoff	1/25	0:00	TD
OT2	0:00	Kickoff	5/25	0:00	TD

JAMES MADISON

QTR	TIME	OBTAINED	PL/YDS	TOP	RESULT
1	15:00	Kickoff	3/4	1:28	Punt
1	9:57	Fumble	3/7	1:51	Punt
2	15:00	Downs	3/8	1:25	Punt
2	12:35	Punt	6/80	4:02	TD
2	7:44	Fumble	4/0	0:56	Missed FG
2	4:47	Kickoff	3/75	1:31	TD
2	1:50	Punt	3/8	0:26	Punt
2	0:41	Missed FG	8/68	0:41	EOH
3	14:46	Kickoff	5/23	1:59	Punt
3	7:27	INT	4/-2	1:28	Punt
3	2:07	Punt	3/1	2:03	Punt
4	12:24	Kickoff	3/5	1:33	Punt
4	8:15	Punt	3/-6	2:07	Punt
4	2:58	Kickoff	7/56	1:23	INT

SOUTHERN MISS

QTR	TIME	OBTAINED	PL/YDS	TOP	RESULT
1	11:22	Punt	16/85	8:01	TD
1	2:14	Punt	3/3	1:03	Punt
2	15:00	Fumble	6/16	3:04	Downs
2	8:44	Missed FG	1/0	0:15	INT
2	7:42	Kickoff	3/9	1:31	Punt
2	5:39	INT	4/-1	1:15	Missed FG
2	1:24	Kickoff	7/20	1:21	INT
3	14:56	Kickoff	10/77	5:21	FG
3	7:45	Punt	6/36	3:07	Punt
3	3:40	Kickoff	11/74	6:22	Fumble
4	8:16	Punt	6/20	2:56	Downs
4	4:49	Punt	4/-7	1:06	Safety

TROY

QTR	TIME	OBTAINED	PL/YDS	TOP	RESULT
1	9:03	Kickoff	2/75	0:36	TD
1	2:40	Missed FG	6/25	2:54	Punt
2	14:36	INT	2/1	0:22	TD
2	9:54	Downs	1/0	0:12	INT
2	9:37	Kickoff	2/1	0:52	INT
2	8:03	Kickoff	12/56	6:12	FG
2	0:50	Punt	3/5	0:50	Punt
3	14:55	Kickoff	3/9	2:10	Punt
3	7:16	Kickoff	10/62	5:47	FG
4	14:50	Punt	16/81	7:42	FG
4	2:51	Kickoff	11/47	1:39	INT

OPPONENT | DRIVE CHART

MARSHALL

QTR	TIME	OBTAINED	PL/YDS	TOP	RESULT
1	13:38	Punt	9/29	6:52	FG
1	2:05	Kickoff	9/30	0:08	Punt
1	1:00	Punt	11/56	5:09	TD
2	6:41	Kickoff	3/-5	1:15	Punt
2	1:43	Kickoff	8/75	1:20	TD
3	14:55	Kickoff	2/79	0:35	TD
3	10:40	INT	8/28	3:35	FG
3	1:32	Kickoff	7/30	3:13	Missed FG
4	10:11	Kickoff	5/6	3:10	Punt
4	4:18	Kickoff	7/71	3:17	TD
4	0:16	Kickoff	4/52	0:16	EOH
OT1	0:00	Kickoff	6/25	0:00	TD
OT2	0:00	Kickoff	4/-3	0:00	FG

JAMES MADISON

QTR	TIME	OBTAINED	PL/YDS	TOP	RESULT
1	13:32	Punt	8/52	3:35	Fumble
1	8:06	Punt	16/71	8:06	Downs
2	13:35	Punt	3/0	1:00	Punt
2	8:28	Kickoff	2/17	0:44	Fumble
2	6:48	Missed FG	5/60	2:01	TD
2	3:11	Kickoff	4/8	1:21	Punt
2	1:24	Punt	5/27	0:43	Missed FG
3	14:55	Kickoff	1/62	0:09	TD
3	12:47	Punt	12/46	5:20	INT
3	5:59	Punt	8/22	3:52	Punt
3	0:04	Punt	6/25	2:31	TD
4	10:51	Punt	3/2	2:36	Punt
4	6:08	Punt	7/51	3:03	FG
4	1:35	INT	3/-6	1:35	EOG

SOUTHERN MISS

QTR	TIME	OBTAINED	PL/YDS	TOP	RESULT
1	15:00	Kickoff	9/38	3:38	Punt
1	3:21	Kickoff	3/5	1:07	Punt
1	1:11	Punt	4/22	1:11	Fumble
2	11:56	Downs	7/38	3:12	Missed FG
2	8:29	INT	3/37	0:47	TD
2	6:11	Punt	2/-2	0:32	INT
2	4:24	Missed FG	10/66	2:55	FG
2	0:03	INT	1/0	0:03	FG
3	9:27	Kickoff	4/31	1:42	Punt
3	4:38	Punt	3/94	0:58	TD
4	12:18	Fumble	6/17	4:02	Punt
4	5:20	Downs	3/4	0:31	Punt
4	3:42	Kickoff	7/12	3:42	EOG

TROY

QTR	TIME	OBTAINED	PL/YDS	TOP	RESULT
1	14:54	Kickoff	11/67	5:53	TD
1	8:22	Kickoff	13/45	5:42	Missed FG
2	14:46	Punt	1/0	0:10	INT
2	14:08	Kickoff	8/54	4:14	Downs
2	8:45	INT	2/26	0:42	TD
2	1:47	Kickoff	5/3	0:57	Punt
3	12:45	Punt	11/69	5:29	TD
3	1:24	Kickoff	4/9	1:34	Punt
4	7:08	Kickoff	7/75	4:13	TD
4	1:12	INT	2/-3	1:12	EOG



LOUISIANA | DRIVE CHART

SOUTH ALABAMA

QTR	TIME	OBTAINED	PL/YDS	TOP	RESULT
1	12:51	Punt	9/75	4:46	TD
1	6:28	Punt	9/60	5:04	FG
2	9:38	Kickoff	12/75	7:29	TD
2	1:36	Punt	6/64	1:25	TD
3	15:00	Kickoff	7/75	3:02	TD
3	6:54	Kickoff	5/14	2:57	Punt
3	0:48	Downs	8/25	3:39	Missed FG
4	11:59	Kickoff	3/8	2:16	Punt
4	2:41	Downs	3/9	0:46	Punt
4	1:30	INT	3/5	1:30	EOG

TEXAS STATE

QTR	TIME	OBTAINED	PL/YDS	TOP	RESULT
1	12:59	Punt	10/80	4:53	TD
1	4:45	Kickoff	6/10	3:06	Punt
1	0:23	Kickoff	10/94	3:59	TD
2	10:15	INT	4/25	1:46	TD
2	6:58	Fumble	3/17	1:22	TD
2	4:16	Kickoff	10/64	3:55	TD
3	14:55	Kickoff	6/13	2:28	INT
3	9:52	Downs	3/3	2:35	Punt
3	2:55	Kickoff	9/51	4:53	TD
4	12:05	Kickoff	6/13	3:37	INT
4	8:09	Kickoff	3/0	1:41	Punt
4	3:11	Kickoff	9/63	3:11	EOG

ARKANSAS STATE

QTR	TIME	OBTAINED	PL/YDS	TOP	RESULT
1	14:54	Kickoff	3/8	2:08	Punt
1	11:54	Punt	3/-2	1:14	Punt
1	9:05	Kickoff	3/17	1:15	Fumble
1	7:45	Kickoff	4/4	2:13	Punt
1	5:32	Punt	4/18	1:52	TD
1	3:26	Fumble	9/35	3:42	TD
2	10:23	Kickoff	8/41	3:26	FG
2	6:32	Kickoff	6/33	2:54	TD
2	0:53	Kickoff	3/9	0:53	EOH
3	13:46	Punt	3/7	1:15	Punt
3	10:46	Punt	10/85	4:17	TD
3	3:30	Downs	10/42	4:55	FG
4	6:40	Kickoff	3/-1	1:34	Punt
4	4:17	Punt	4/44	1:51	Punt

ULM

QTR	TIME	OBTAINED	PL/YDS	TOP	RESULT
1	12:52	Kickoff	3/1	0:25	Punt
1	8:51	Kickoff	5/21	2:37	Punt
1	6:10	Fumble	5/43	2:09	TD
2	12:56	Missed FG	10/42	4:52	FG
2	4:34	Downs	10/49	3:32	Missed FG
2	0:02	Punt	1/3	0:02	EOH
3	12:12	Punt	10/22	4:33	Punt
3	3:05	Punt	5/19	2:34	Punt
4	14:47	Kickoff	4/85	1:58	TD
4	9:26	Kickoff	11/65	5:50	FG
4	1:42	Punt	3/1	0:23	Punt
OT1	0:00	INT	5/24	0:00	FG

OPPONENT | DRIVE CHART

SOUTH ALABAMA

QTR	TIME	OBTAINED	PL/YDS	TOP	RESULT
1	15:00	Kickoff	6/32	2:09	Punt
1	8:05	Kickoff	3/4	1:37	Punt
1	1:24	Kickoff	16/84	6:46	TD
2	2:02	Kickoff	3/5	0:26	Punt
2	0:11	Kickoff	1/1	0:11	EOH
3	11:58	Kickoff	12/75	5:04	TD
3	3:57	Punt	9/41	3:09	Downs
4	12:09	Missed FG	1/64	0:10	TD
4	9:43	Punt	16/76	7:02	Downs
4	1:55	Punt	2/6	0:25	INT

TEXAS STATE

QTR	TIME	OBTAINED	PL/YDS	TOP	RESULT
1	14:53	Kickoff	5/20	1:54	Punt
1	8:06	Kickoff	7/61	3:21	FG
1	1:39	Punt	3/69	1:12	TD
2	11:18	Kickoff	3/6	1:03	INT
2	8:25	Kickoff	4/17	1:27	Fumble
2	5:30	Kickoff	5/77	1:04	TD
2	0:19	Kickoff	1/2	0:19	EOH
3	12:27	INT	6/23	2:35	Downs
3	7:17	Punt	12/67	4:20	FG
4	12:54	Kickoff	4/70	0:49	TD
4	8:28	INT	1/38	0:09	TD
4	6:28	Punt	8/65	3:16	TD

ARKANSAS STATE

QTR	TIME	OBTAINED	PL/YDS	TOP	RESULT
1	12:46	Punt	3/6	0:52	Punt
1	10:40	Punt	5/33	1:29	FG
1	3:37	Kickoff	1/7	0:11	Fumble
2	14:39	Kickoff	11/60	4:16	FG
2	3:33	Kickoff	11/75	2:40	TD
3	14:55	Kickoff	3/-1	1:09	Punt
3	12:31	Punt	5/23	1:45	Punt
3	6:24	Kickoff	9/42	2:54	Downs
4	13:35	Kickoff	15/69	6:55	FG
4	5:06	Punt	3/2	0:49	Punt
4	2:26	Punt	15/89	2:26	EOG

ULM

QTR	TIME	OBTAINED	PL/YDS	TOP	RESULT
1	14:47	Kickoff	4/75	1:28	TD
1	12:27	Punt	7/70	3:28	TD
1	6:14	Punt	1/-3	0:04	Fumble
1	4:01	Kickoff	13/56	6:05	Missed FG
2	8:04	Kickoff	9/51	3:30	Downs
2	1:02	Missed FG	5/10	1:00	Punt
3	15:00	Kickoff	6/23	2:48	Punt
3	7:39	Punt	8/37	4:34	Punt
3	0:31	Punt	3/80	0:41	TD
4	12:49	Kickoff	5/75	3:17	TD
4	3:36	Kickoff	6/18	1:54	Punt
4	1:19	Punt	6/16	1:19	EOH
OT1	0:00	Kickoff	4/18	0:00	INT



LOUISIANA DRIVE SUPERLATIVES

BY PLAYS (10+ plays)

TEAM	QTR	TIME	OBTAINED	PLAYS	YARDS	TOP	RESULT
Southern Miss	1	11:22	Punt	16	85	8:01	TD
Troy	4	14:50	Punt	16	81	7:42	FG
South Alabama	2	9:38	Kickoff	12	75	7:29	TD
McNeese	1	10:04	Kickoff	12	66	6:18	Missed FG
McNeese	3	2:00	Punt	12	65	6:19	FG
Troy	2	8:03	Kickoff	12	56	6:12	FG
Eastern Michigan	1	5:07	Kickoff	12	54	5:11	FG
Rice	3	6:54	Punt	11	98	5:09	TD
Southern Miss	3	3:40	Kickoff	11	74	6:22	Fumble
ULM	4	9:26	Kickoff	11	65	5:50	FG
Marshall	3	6:55	Kickoff	11	57	5:23	FG
Troy	4	2:51	Kickoff	11	47	1:39	INT
Texas State	1	0:23	Kickoff	10	94	3:59	TD
Arkansas State	3	10:46	Punt	10	85	4:17	TD
Texas State	1	12:59	Punt	10	80	4:53	TD
Southern Miss	3	14:56	Kickoff	10	77	5:21	FG
Texas State	2	4:16	Kickoff	10	64	3:55	TD
Troy	3	7:16	Kickoff	10	62	5:47	FG
ULM	2	4:34	Downs	10	49	3:32	Missed FG
Arkansas State	3	3:30	Downs	10	42	4:55	FG
ULM	2	12:56	Missed FG	10	42	4:52	FG
Rice	2	3:38	Kickoff	10	41	3:12	FG
Rice	1	10:25	Punt	10	26	4:21	FG
McNeese	2	9:24	Downs	10	25	5:22	Missed FG
ULM	3	12:12	Punt	10	22	4:33	Punt

BY YARDS (75+ yards)

TEAM	QTR	TIME	OBTAINED	PLAYS	YARDS	TOP	RESULT
Rice	3	6:54	Punt	11	98	5:09	TD
Texas State	1	0:23	Kickoff	10	94	3:59	TD
McNeese	2	1:53	INT	6	91	0:47	TD
Southern Miss	1	11:22	Punt	16	85	8:01	TD
Arkansas State	3	10:46	Punt	10	85	4:17	TD
ULM	4	14:47	Kickoff	4	85	1:58	TD
Missouri	2	3:41	Punt	1	84	0:14	TD
Troy	4	14:50	Punt	16	81	7:42	FG
Marshall	4	7:01	Punt	6	81	2:34	TD
Texas State	1	12:59	Punt	10	80	4:53	TD
James Madison	2	12:35	Punt	6	80	4:02	TD
Southern Miss	3	14:56	Kickoff	10	77	5:21	FG
South Alabama	2	9:38	Kickoff	12	75	7:29	TD
South Alabama	1	12:51	Punt	9	75	4:46	TD
Marshall	2	10:51	Kickoff	8	75	4:10	TD
Eastern Michigan	1	15:00	Kickoff	7	75	3:28	TD
Eastern Michigan	2	12:25	Kickoff	7	75	2:53	TD
Marshall	4	1:01	Kickoff	7	75	0:45	TD
South Alabama	3	15:00	Kickoff	7	75	3:02	TD
James Madison	2	4:47	Kickoff	3	75	1:31	TD
Troy	1	9:03	Kickoff	2	75	0:36	TD

BY TIME OF POSSESSION (5+ minutes)

TEAM	QTR	TIME	OBTAINED	PLAYS	YARDS	TOP	RESULT
Southern Miss	1	11:22	Punt	16	85	8:01	TD
Troy	4	14:50	Punt	16	81	7:42	FG
South Alabama	2	9:38	Kickoff	12	75	7:29	TD
Southern Miss	3	3:40	Kickoff	11	74	6:22	Fumble
McNeese	3	2:00	Punt	12	65	6:19	FG
McNeese	1	10:04	Kickoff	12	66	6:18	Missed FG
Troy	2	8:03	Kickoff	12	56	6:12	FG
ULM	4	9:26	Kickoff	11	65	5:50	FG
Troy	3	7:16	Kickoff	10	62	5:47	FG
McNeese	4	9:34	Punt	9	40	5:46	TD
McNeese	3	11:45	Kickoff	9	39	5:41	Downs
Marshall	3	6:55	Kickoff	11	57	5:23	FG
McNeese	2	9:24	Downs	10	25	5:22	Missed FG
Southern Miss	3	14:56	Kickoff	10	77	5:21	FG
Eastern Michigan	3	12:41	Punt	8	23	5:19	Punt
Eastern Michigan	1	5:07	Kickoff	12	54	5:11	FG
Rice	3	6:54	Punt	11	98	5:09	TD
South Alabama	1	6:28	Punt	9	60	5:04	FG

20-YARD PLUS PLAYS

YARDS	TYPE	PLAYER	OPPONENT	DATE
96	KOR	Ja'Corian Norris (TD)	ULM	11/29
84	Rush	Zylan Perry (TD)	Missouri	9/13
76	Rush	Bill Davis (TD)	ULM	11/29
69	Pass	Lunch Winfield to Dale Martin (TD)	James Madison	10/11
65	KOR	Ja'Corian Norris	Arkansas State	11/20
50	KOR	Robert Williams	McNeese	9/6
45	Pass	Lunch Winfield to Shelton Sampson Jr.	South Alabama	11/1
45	Pass	Lunch Winfield to Charles Robertson (TD)	Marshall	9/27
45	Rush	Bill Davis (TD)	Eastern Michigan	9/20
44	Pass	Lunch Winfield to Robert Williams	James Madison	10/11
43	Pass	Daniel Beale to Shelton Sampson Jr.	Eastern Michigan	9/20
42	Rush	Lunch Winfield	Arkansas State	11/20
40	Pass	Lunch Winfield to Robert Williams	James Madison	10/11
39	Rush	Lunch Winfield	Troy	10/25
38	KOR	Robert Williams	Troy	10/25
38	Rush	Lunch Winfield	Marshall	9/27
36	Rush	Bill Davis (TD)	Arkansas State	11/20
36	Pass	Lunch Winfield to Charles Robertson	Troy	10/25
36	Pass	Lunch Winfield to Shelton Sampson Jr. (TD)	Troy	10/25
36	Rush	Bill Davis (TD)	McNeese	9/6
35	Pass	Lunch Winfield to Brock Chappell	South Alabama	11/1
35	INT	Courtline Flowers (TD)	Eastern Michigan	9/20
34	Rush	Steven Blanco (TD)	McNeese	9/6
32	Rush	Bill Davis	Rice	8/30
30	Pass	Lunch Winfield to Robert Williams	James Madison	10/11
30	Rush	Lunch Winfield	Marshall	9/27
30	Rush	Zylan Perry	Eastern Michigan	9/20
29	Pass	Lunch Winfield to Steven Blanco	ULM	11/29
29	Pass	Daniel Beale to Shelton Sampson Jr.	Eastern Michigan	9/20
28	Rush	Zylan Perry	McNeese	9/6
27	KOR	Ja'Corian Norris	Arkansas State	11/20
27	Pass	Lunch Winfield to Caden Jensen (TD)	Texas State	11/8
27	Pass	Lunch Winfield to Charles Robertson	Southern Miss	10/18
27	KOR	Robert Williams	Eastern Michigan	9/20
27	Pass	Daniel Beale to Robert Williams	Eastern Michigan	9/20
27	Rush	Zylan Perry	McNeese	9/6
26	Pass	Walker Howard to Bill Davis	ULM	11/29
26	Rush	Lunch Winfield	Southern Miss	10/18
25	Rush	Zylan Perry	Texas State	11/8
25	Pass	Lunch Winfield to Shelton Sampson Jr. (TD)	South Alabama	11/1
25	Rush	Zylan Perry (TD)	Marshall	9/27
25	Rush	Walker Howard (TD)	Rice	8/30
25	Pass	Walker Howard to Shelton Sampson Jr.	Rice	8/30
24	Rush	Lunch Winfield	ULM	11/29
24	Pass	Lunch Winfield to Dale Martin (TD)	Marshall	9/27
23	Pass	Lunch Winfield to Robert Williams	South Alabama	11/1
23	Rush	Zylan Perry (TD)	Eastern Michigan	9/20
22	Pass	Lunch Winfield to Shelton Sampson Jr.	Arkansas State	11/20
22	Rush	Lunch Winfield	Arkansas State	11/20
22	KOR	Ja'Corian Norris	Arkansas State	11/20
22	KOR	Robert Williams	Missouri	9/13
22	Rush	Daniel Beale	McNeese	9/6
22	Rush	Bill Davis	McNeese	9/6
20	Rush	Walker Howard	ULM	11/29
20	Rush	Lunch Winfield	Southern Miss	10/18



Team Results

	Date	Opponent		Score	Att.
	08/30/2025	Rice	L	12-14	22148
	09/06/2025	McNeese	W	34-10	26071
	09/13/2025	at Missouri	L	10-52	57321
	09/20/2025	at Eastern Mich.	L	31-34	18371
*	09/27/2025	Marshall	Wot2	54-51	20125
*	10/11/2025	at James Madison	L	14-24	25128
*	10/18/2025	Southern Miss.	L	10-22	21047
*	10/25/2025	at Troy	L	23-35	23719
*	11/01/2025	at South Alabama	W	31-22	18462
*	11/08/2025	Texas St.	W	42-39	14231
*	11/20/2025	at Arkansas St.	W	34-30	13571
*	11/29/2025	ULM	Wot1	30-27	16270

Rushing

Player	gp	att	gain	loss	net	avg	td	lg	avg/g
Bill Davis	12	148	786	43	743	5.0	6	76	61.9
Zylan Perry	11	128	698	34	664	5.2	8	84	60.4
Lunch Winfield	11	138	733	106	627	4.5	9	42	57.0
Steven Blanco	9	26	144	0	144	5.5	2	34	16.0
Walker Howard	5	15	106	24	82	5.5	1	25	16.4
Daniel Beale	6	10	43	27	16	1.6	0	22	2.7
Landon Strother	12	1	7	0	7	7.0	0	7	0.6
Darrell Smith	3	3	8	1	7	2.3	0	8	2.3
Charles Robertson	12	1	6	0	6	6.0	0	6	0.5
Team	12	6	0	18	-18	-3.0	0	0	-1.5
Total	12	476	2531	253	2278	4.8	26	84	189.8
Opponents	12	486	2475	206	2269	4.7	24	71	189.1

Passing

Player	gp	effic	comp-att-int	pct	yds	td	lg	avg/g
Lunch Winfield	11	132.3	106-180-6	58.9	1324	10	69	120.4
Daniel Beale	6	83.9	42-84-4	50.0	395	1	43	65.8
Walker Howard	5	64.2	18-39-3	46.2	155	0	26	31.0
Team	12	0.0	0-2-0	0.0	0	0	0	0.0
Total	12	109.4	166-305-13	54.4	1874	11	69	156.2
Opponents	12	143.6	233-349-9	66.8	2737	17	98	228.1

Receiving

Player	gp	no.	yds	avg	td	lg	avg/g
Shelton Sampson Jr.	9	29	495	17.1	5	45	55.0
Caden Jensen	11	25	159	6.4	1	27	14.5
Robert Williams	11	21	286	13.6	0	44	26.0
Charles Robertson	12	14	218	15.6	1	45	18.2
Zylan Perry	11	13	84	6.5	0	16	7.6
Trey Miller	12	12	88	7.3	0	16	7.3
Brock Chappell	12	12	108	9.0	1	35	9.0
Bill Davis	12	10	79	7.9	0	26	6.6
Landon Strother	12	7	60	8.6	0	14	5.0
Dale Martin	12	6	134	22.3	2	69	11.2
Jaydon Johnson	11	6	51	8.5	0	14	4.6
Rahji Dennis	9	4	24	6.0	0	16	2.7
KeDarius Wade	10	2	25	12.5	0	19	2.5
Landon Baptiste	6	2	15	7.5	1	10	2.5
Trenton Chaney	3	2	14	7.0	0	13	4.7
Steven Blanco	9	1	29	29.0	0	29	3.2
Total	12	166	1874	11.3	11	69	156.2
Opponents	12	233	2737	11.7	17	98	228.1

Game Records

Record	Overall	Home	Away	Neutral
ALL GAMES	6-6	4-2	2-4	0-0
CONFERENCE	5-3	3-1	2-2	0-0
NON-CONFERENCE	1-3	1-1	0-2	0-0

Team Statistics

	LA	OPP
First Downs	227	262
Rushing	106	135
Passing	82	113
Penalty	39	14
Rushing Yardage	2278	2269
Rushing attempts	476	486
Average per rush	4.8	4.7
Average per game	189.8	189.1
TDs Rushing	26	24
Passing Yardage	1874	2737
Comp-Att-Int	166-305-13	233-349-9
Average per pass	6.1	7.8
Average per catch	11.3	11.7
Average per game	156.2	228.1
TDs Passing	11	17
Total offense	4152	5006
Average per play	5.3	6.0
Average per game	346.0	417.2
Kick returns: #-Yards	32-684	38-742
Punt returns: #-Yards	9-22	21-139
Int returns: #-Yards	9-91	13-180
Fumbles-Lost	9-3	16-9
Penalties-Yards	76-600	83-817
Punts-Avg	52-41.5	41-40.9
Time of possession / game	29:55	30:40
3rd-down conversion	72/175	68/159
4th-down conversion	8/15	12/21
PAT-attempts	(37-37) 100%	(41-42) 98%
2-point conversion-attempts	(0-1) 0%	(1-3) 33%

Interceptions

Player	no.	yds	avg	td	lg
Courtline Flowers	2	52	26.0	1	35
Tyree Skipper	1	18	18.0	0	18
Jalen Clark	1	0	0.0	0	0
Cameron Whitfield	1	1	1.0	0	1
Jaden Dugger	1	0	0.0	0	0
Collin Jacob	1	16	16.0	0	16
Kody Jackson	1	4	4.0	0	4
Brent Gordon, Jr.	1	0	0.0	0	0
Total	9	91	10.1	1	35
Opponents	13	180	13.8	2	46



Field Goals

Player	fg	pct.	01-19	20-29	30-39	40-49	50-99	lg	blk
Tony Sterner	18-25	72.0	1-1	2-3	10-11	2-4	3-6	55	1
Opponents	15-22	68.2	0-0	6-6	2-3	5-9	2-4	53	0

Scoring

Player	td	fg	PAT						pts
			kick	rush	rcv	pass	dxp	saf	
Tony Sterner	-	18-25	37-37	-	-	-	-	-	91
Lunch Winfield	9	-	-	-	-	-	-	-	54
Zylan Perry	8	-	-	-	-	-	-	-	48
Bill Davis	6	-	-	-	-	-	-	-	36
Shelton Sampson Jr.	5	-	-	-	-	-	-	-	30
Dale Martin	2	-	-	-	-	-	-	-	12
Steven Blanco	2	-	-	-	-	-	-	-	12
Courtline Flowers	1	-	-	-	-	-	-	-	6
Walker Howard	1	-	-	-	-	-	-	-	6
Charles Robertson	1	-	-	-	-	-	-	-	6
Landon Baptiste	1	-	-	-	-	-	-	-	6
Caden Jensen	1	-	-	-	-	-	-	-	6
Brock Chappell	1	-	-	-	-	-	-	-	6
Ja'Corian Norris	1	-	-	-	-	-	-	-	6
Total	39	18-25	37-37	0	0	0	0	0	325
Opponents	45	15-22	41-42	0	1	1	0	1	360

Score by Periods

Team	1st	2nd	3rd	4th	OT	TOT
Louisiana	72	133	36	68	16	325
Opponents	71	131	58	90	10	360

Punting

Player	no.	yds	avg	lg	tb	fc	i20	50+	blk
Nathan Torney	50	2104	42.1	57	2	16	9	8	0
Brek Schultz	1	48	48.0	48	0	1	0	0	0
Team	1	4	4.0	0	0	0	0	0	0
Total	52	2156	41.5	57	2	17	9	8	0
Opponents	41	1675	40.9	60	4	10	17	4	0

Punt Returns

Player	no.	yds	avg	td	lg
Robert Williams	8	22	2.8	0	13
Landon Strother	1	0	0.0	0	0
Total	9	22	2.4	0	13
Opponents	21	139	6.6	0	37

Kick Returns

Player	no.	yds	avg	td	lg
Robert Williams	17	315	18.5	0	50
Ja'Corian Norris	9	318	35.3	1	96
Steven Blanco	2	15	7.5	0	15
Darrell Smith	2	27	13.5	0	17
Terrence Williams	1	-2	-2.0	0	0
Fitzgerald West Jr.	1	11	11.0	0	11
Total	32	684	21.4	1	96
Opponents	38	742	19.5	1	93

All Purpose

Player	g	rush	rcv	pr	kr	ir	total	avg/g
Bill Davis	12	743	79	0	0	0	822	68.5
Zylan Perry	11	664	84	0	0	0	748	68.0
Lunch Winfield	11	627	0	0	0	0	627	57.0
Robert Williams	11	0	286	22	315	0	623	56.6
Shelton Sampson Jr.	9	0	495	0	0	0	495	55.0
Ja'Corian Norris	8	0	0	0	318	0	318	39.8
Charles Robertson	12	6	218	0	0	0	224	18.7
Steven Blanco	9	144	29	0	15	0	188	20.9
Caden Jensen	11	0	159	0	0	0	159	14.5
Dale Martin	12	0	134	0	0	0	134	11.2
Brock Chappell	12	0	108	0	0	0	108	9.0
Trey Miller	12	0	88	0	0	0	88	7.3
Walker Howard	5	82	0	0	0	0	82	16.4
Landon Strother	12	7	60	0	0	0	67	5.6
Courtline Flowers	11	0	0	0	0	52	52	4.7
Jaydon Johnson	11	0	51	0	0	0	51	4.6
Darrell Smith	3	7	0	0	27	0	34	11.3
KeDarius Wade	10	0	25	0	0	0	25	2.5
Rahji Dennis	9	0	24	0	0	0	24	2.7
Daniel Beale	6	16	5	0	0	0	21	3.5
Tyree Skipper	10	0	0	0	0	18	18	1.8
Collin Jacob	8	0	0	0	0	16	16	2.0
Landon Baptiste	6	0	15	0	0	0	15	2.5
Trenton Chaney	3	0	14	0	0	0	14	4.7
Fitzgerald West Jr.	12	0	0	0	11	0	11	0.9
Kody Jackson	11	0	0	0	0	4	4	0.4
Cameron Whitfield	12	0	0	0	0	1	1	0.1
Terrence Williams	12	0	0	0	-2	0	-2	-0.2
Total	12	2278	1874	22	684	91	4949	412.4
Opponents	12	2269	2737	139	742	180	6067	505.6

Total Offense

Player	g	plays	rush	pass	total	avg/g
Lunch Winfield	11	318	627	1324	1951	177.4
Bill Davis	12	148	743	0	743	61.9
Zylan Perry	11	128	664	0	664	60.4
Daniel Beale	6	94	16	395	411	68.5
Walker Howard	5	54	82	155	237	47.4
Steven Blanco	9	26	144	0	144	16.0
Landon Strother	12	1	7	0	7	0.6
Darrell Smith	3	3	7	0	7	2.3
Charles Robertson	12	1	6	0	6	0.5
Total	12	781	2278	1874	4152	346.0
Opponents	12	835	2269	2737	5006	417.2



Team Defense

##	Player	gp	Tackles				tfl/yds	Sacks	Pass defense			Fumbles		blkd	
			ua	a	tot	no-yds		int-yds	brup	qbh	fr-yds	ff	kick	saf	
3	Jaden Dugger	12	59	59	118	11-30	3-16	1-0	3	1	.	1	.	.	
6	Terrence Williams	12	49	41	90	2.5-15	1-13	1	.	.	
11	Brent Gordon, Jr.	11	39	18	57	1-2	.	1-0	10	1	1-0	.	.	.	
4	Tyree Skipper	10	28	24	52	1-5	1-5	1-18	1	.	.	1	.	.	
44	Jake St. Andre	12	22	26	48	2-8	0.5-4	.	.	1	
0	Jordan Lawson	12	24	23	47	12-40	5-22	.	2	11	.	1	.	.	
7	Courtline Flowers	11	34	12	46	3-12	1-5	2-52	3	.	.	1	.	.	
2	Jalen Clark	12	22	20	42	1-6	.	1-0	2	1	
21	Maurion Eleam	9	23	18	41	1.5-6	0.5-5	.	2	.	.	1	.	.	
35	Collin Jacob	8	22	9	31	1.5-10	0.5-4	1-16	1	
9	Cameron Whitfield	12	16	11	27	0.5-0	.	1-1	.	3	2-14	.	.	.	
20	Trae Tomlinson	10	12	14	26	1-11	1-11	.	.	2	
90	Kadarius Miller	12	8	18	26	2-7	0.5-5	.	1	
93	Jaelen Crider	12	11	12	23	3-7	2-6	.	1	1	
45	Caleb Kibodi	12	11	11	22	1-4	1-4	.	.	.	1-0	.	.	.	
68	Fitzgerald West Jr.	12	4	18	22	2-10	2-10	.	1	1	.	.	1	.	
46	Lake Bates	8	7	12	19	
17	Ashley Williams	12	8	10	18	1.5-2	.	.	.	3	2--1	.	.	.	
8	Kody Jackson	11	11	6	17	1-4	.	1-4	1	
41	Chase Edwards	11	7	7	14	1.5-3	
95	Maxie Baudoin IV	10	3	10	13	1-3	1-3	
91	Priest Ashe	10	6	5	11	.	.	.	1	
31	Drenon Fite	12	2	8	10	1-6	1-6	.	.	1	
10	Avery Demery	12	5	3	8	.	.	.	1	
40	Logan Klotz	12	4	3	7	
80	Lester Jones	4	2	5	7	1-2	.	.	.	1	
99	Ashton Wright	7	1	6	7	1-0	.	.	.	
19	Dale Martin	12	4	2	6	
16	Kailep Edwards	11	1	5	6	
97	Lance Williams	12	1	5	6	2	
18	Micaiah Bivines	2	1	4	5	1	
27	Key'Savalyn Barnes	10	1	3	4	
13	Charles Robertson	12	3	1	4	1-0	.	.	.	
24	Lorenzell Dubose	7	2	2	4	
51	Hayden Darbonne	10	3	1	4	
28	Steven Ranel, II	1	2	2	4	1-0	.	.	.	
37	Micah Johnson	12	2	1	3	
36	Conor McPherson	8	1	2	3	
48	Hunter Sims	12	1	1	2	
30	Ethan Veal	10	1	1	2	
3	Zylan Perry	11	1	.	1	
26	Kerry Wilson	11	.	1	1	
64	Bryant Williams	11	1	.	1	
2	Lunch Winfield	11	1	.	1	
88	Caden Jensen	11	1	.	1	
15	Ja'Corian Norris	8	.	1	1	
23	Landon Strother	12	.	1	1	
95	Tony Sterner	12	
Totals		12	467	442	909	53-193	21-119	9-91	30	30	9-13	6	1	0	
Opponents		12	381	440	821	73-246	23-138	13-180	29	42	3-0	7	1	1	



Team Statistics

	LA	OPP
Scoring	325	360
Points per game	27.1	30.0
Points Off Turnovers	65	40
First Downs	227	262
Rushing	106	135
Passing	82	113
Penalty	39	14
Rushing Yardage	2278	2269
Yards gained rushing	2531	2475
Yards lost rushing	253	206
Rushing attempts	476	486
Average per rush	4.8	4.7
Average per game	189.8	189.1
TDs Rushing	26	24
Passing Yardage	1874	2737
Comp-Att-Int	166-305-13	233-349-9
Average per pass	6.1	7.8
Average per catch	11.3	11.7
Average per game	156.2	228.1
TDs Passing	11	17
Total offense	4152	5006
Total plays	781	835
Average per play	5.3	6.0
Average per game	346.0	417.2
Kick returns: #-Yards	32-684	38-742
Punt returns: #-Yards	9-22	21-139
Int returns: #-Yards	9-91	13-180
Kick return average	21.4	19.5
Punt return average	2.4	6.6
Int return average	10.1	13.8
Fumbles-Lost	9-3	16-9
Penalties-Yards	76-600	83-817
Average per game	50.0	68.1
Punts-Yards	52-2156	41-1675
Average per punt	41.5	40.9
Net punt average	38.6	40.0
Kickoffs-Yards	65-3864	67-4069
Average per kick	59.4	60.7
Net kick average	39.6	38.3
Time of possession / game	29:55	30:40
3rd-down conversion	72/175	68/159
3rd-down pct	41%	43%
4th-down conversion	8/15	12/21



	LA	OPP
4th-down pct	53%	57%
Sacks by-Yards	21-119	23-138
Misc Yards	0	0
Touchdowns scored	39	45
Field goals - attempts	18-25	15-22
On-Side kicks	0-1	0-1
Red-zone scores	(35-40) 88%	(34-43) 79%
Red-zone touchdowns	(22-40) 55%	(26-43) 60%
PAT-attempts	(37-37) 100%	(41-42) 98%
2-point conversion-attempts	(0-1) 0%	(1-3) 33%
Attendance	119892	156572
Games / Avg per game	6/19982	6/26095
Neutral site games	-	0/0

Score by Periods

Team	1st	2nd	3rd	4th	OT	TOT
Louisiana	72	133	36	68	16	325
Opponents	71	131	58	90	10	360





2025-26 Louisiana Football
Combined Team Statistics
All games

Team Defense

##	Player	gp	Tackles				tfl/yds	Sacks no-yds	Pass defense			Fumbles		blkd	
			ua	a	tot				int-yds	brup	qbh	fr-yds	ff	kick	saf
3	Jaden Dugger	12	59	59	118	11-30	3-16	1-0	3	1	.	1	.	.	
6	Terrence Williams	12	49	41	90	2.5-15	1-13	1	.	.	
11	Brent Gordon, Jr.	11	39	18	57	1-2	.	1-0	10	1	1-0	.	.	.	
4	Tyree Skipper	10	28	24	52	1-5	1-5	1-18	1	.	.	1	.	.	
44	Jake St. Andre	12	22	26	48	2-8	0.5-4	.	.	1	
0	Jordan Lawson	12	24	23	47	12-40	5-22	.	2	11	.	1	.	.	
7	Courtline Flowers	11	34	12	46	3-12	1-5	2-52	3	.	.	1	.	.	
2	Jalen Clark	12	22	20	42	1-6	.	1-0	2	1	
21	Maurion Eleam	9	23	18	41	1.5-6	0.5-5	.	2	.	.	1	.	.	
35	Collin Jacob	8	22	9	31	1.5-10	0.5-4	1-16	1	
9	Cameron Whitfield	12	16	11	27	0.5-0	.	1-1	.	3	2-14	.	.	.	
20	Trae Tomlinson	10	12	14	26	1-11	1-11	.	.	2	
90	Kadarius Miller	12	8	18	26	2-7	0.5-5	.	1	
93	Jaelen Crider	12	11	12	23	3-7	2-6	.	1	1	
45	Caleb Kibodi	12	11	11	22	1-4	1-4	.	.	.	1-0	.	.	.	
68	Fitzgerald West Jr.	12	4	18	22	2-10	2-10	.	1	1	.	.	1	.	
46	Lake Bates	8	7	12	19	
17	Ashley Williams	12	8	10	18	1.5-2	.	.	.	3	2--1	.	.	.	
8	Kody Jackson	11	11	6	17	1-4	.	1-4	1	
41	Chase Edwards	11	7	7	14	1.5-3	
95	Maxie Baudoin IV	10	3	10	13	1-3	1-3	
91	Priest Ashe	10	6	5	11	.	.	.	1	
31	Drenon Fite	12	2	8	10	1-6	1-6	.	.	1	
10	Avery Demery	12	5	3	8	.	.	.	1	
40	Logan Klotz	12	4	3	7	
80	Lester Jones	4	2	5	7	1-2	.	.	.	1	
99	Ashton Wright	7	1	6	7	1-0	.	.	.	
19	Dale Martin	12	4	2	6	
16	Kailep Edwards	11	1	5	6	
97	Lance Williams	12	1	5	6	2	
18	Micaiah Bivines	2	1	4	5	1	
27	Key'Savalyn Barnes	10	1	3	4	
13	Charles Robertson	12	3	1	4	1-0	.	.	.	
24	Lorenzell Dubose	7	2	2	4	
51	Hayden Darbonne	10	3	1	4	
28	Steven Ranel, II	1	2	2	4	1-0	.	.	.	
37	Micah Johnson	12	2	1	3	
36	Conor McPherson	8	1	2	3	
48	Hunter Sims	12	1	1	2	
30	Ethan Veal	10	1	1	2	
3	Zylan Perry	11	1	.	1	
26	Kerry Wilson	11	.	1	1	
64	Bryant Williams	11	1	.	1	
2	Lunch Winfield	11	1	.	1	
88	Caden Jensen	11	1	.	1	
15	Ja'Corian Norris	8	.	1	1	
23	Landon Strother	12	.	1	1	
95	Tony Sterner	12	
Totals		12	467	442	909	53-193	21-119	9-91	30	30	9-13	6	1	0	
Opponents		12	381	440	821	73-246	23-138	13-180	29	42	3-0	7	1	1	





2025-26 Louisiana Football
Team Game-by-Game
All games

Date	Opponent	Rushing				Receiving				Passing				Kick Returns				Punt Returns				tot off
		no.	yds	td	lg	no.	yds	td	lg	cmp-att-int	yds	td	lg	no.	yds	td	lg	no.	yds	td	lg	
08/30/2025	Rice	31	151	1	32	10	88	0	25	10-28-1	88	0	25	0	0	0	0	3	23	0	13	239
09/06/2025	McNeese	45	315	3	36	14	86	1	19	14-22-0	86	1	19	3	77	0	50	1	-13	0	0	401
09/13/2025	at Missouri	22	117	1	84	2	4	0	5	2-14-0	4	0	5	4	48	0	22	0	0	0	0	121
09/20/2025	at Eastern Mich.	32	214	3	45	21	237	0	43	21-35-2	237	0	43	3	61	0	27	1	12	0	12	451
09/27/2025	Marshall	46	264	5	38	14	197	2	45	14-28-2	197	2	45	1	14	0	14	1	0	0	0	461
10/11/2025	at James Madison	28	45	0	8	14	243	2	69	14-29-1	243	2	69	2	42	0	23	0	0	0	0	288
10/18/2025	Southern Miss.	48	221	1	26	14	135	0	27	14-27-2	135	0	27	2	31	0	18	1	0	0	0	356
10/25/2025	at Troy	42	184	1	39	12	187	1	36	12-23-3	187	1	36	3	70	0	38	1	-1	0	0	371
11/01/2025	at South Alabama	46	161	2	18	14	232	2	45	14-17-0	232	2	45	0	0	0	0	0	0	0	0	393
11/08/2025	Texas St.	52	192	3	25	17	192	3	27	17-27-2	192	3	27	5	86	0	36	0	0	0	0	384
11/20/2025	at Arkansas St.	46	202	4	42	18	147	0	22	18-25-0	147	0	22	4	134	0	65	0	0	0	0	349
11/29/2025	ULM	38	212	2	76	16	126	0	29	16-30-0	126	0	29	5	121	1	96	1	1	0	1	338
Louisiana		476	2278	26	84	166	1874	11	69	166-305-13	1874	11	69	32	684	1	96	9	22	0	13	4152
Opponents		486	2269	24	71	233	2737	17	98	233-349-9	2737	17	98	38	742	1	93	21	139	0	37	5006

Louisiana Averages

Games	Avg/ rush	Avg/ catch	Pass effic	KR avg	PR avg	All purpose avg/game	Total offense avg/game
12	4.8	11.3	109.4	21.4	2.4	412.4	346.0

Date	Opponent	Tackles				Sacks	Fumble	Pass Defense			blkd	PAT attempts			off				
		ua	a	total	tfl-yds	no-yds	ff	fr-yds	int-yds	qbh	brup	kick	kick	rush	rcv	saf	t/o	pts	
08/30/2025	Rice	51	12	63	7.0-36	2-18	0	0-0	0-0	0	1	0	0-0	0	0	0	0	0	12
09/06/2025	McNeese	31	18	49	3.0-7	1-4	0	1-0	1-0	3	1	0	4-4	0	0	0	14	34	
09/13/2025	at Missouri	39	68	107	4.0-23	2-18	0	0-0	1-1	1	1	0	1-1	0	0	0	3	10	
09/20/2025	at Eastern Mich.	22	74	96	4.0-11	1-4	0	0-0	1-35	13	1	0	4-4	0	0	0	7	31	
09/27/2025	Marshall	62	14	76	7.0-30	3-22	0	1-0	0-0	2	0	0	6-6	0	0	0	3	54	
10/11/2025	at James Madison	44	42	86	4.0-12	0-0	3	2--1	1-16	3	4	0	2-2	0	0	0	0	14	
10/18/2025	Southern Miss.	36	30	66	4.0-6	0-0	1	1-3	1-18	1	2	0	1-1	0	0	0	0	10	
10/25/2025	at Troy	28	50	78	3.0-22	3-22	0	0-0	1-17	2	1	0	2-2	0	0	0	7	23	
11/01/2025	at South Alabama	27	48	75	2.0-7	1-5	0	0-0	1-0	0	4	0	4-4	0	0	0	0	31	
11/08/2025	Texas St.	45	14	59	5.0-11	4-10	1	1-11	1-4	1	2	0	6-6	0	0	0	7	42	
11/20/2025	at Arkansas St.	40	44	84	3.0-6	1-1	1	2-0	0-0	2	9	0	4-4	0	0	0	14	34	
11/29/2025	ULM	42	28	70	7.0-22	3-15	0	1-0	1-0	2	4	1	3-3	0	0	0	10	30	
Louisiana		467	442	909	53.0-193	21-119	6	9-13	9-91	30	30	1	37-37	0	0	0	65	325	
Opponents		381	440	821	73.0-246	23-138	7	3-0	13-180	42	29	1	41-42	0	1	1	40	360	

Date	Opponent	Punting								Field Goals			Kickoffs					
		no.	yds	avg	long	blkd	tb	fc	50+	i20	md-att	long	blkd	no.	yds	avg	tb	ob
08/30/2025	Rice	3	137	45.7	51	0	0	1	1	1	2-2	51	0	4	222	55.5	0	0
09/06/2025	McNeese	1	43	43.0	43	0	0	0	0	0	2-4	38	0	6	355	59.2	0	1
09/13/2025	at Missouri	9	396	44.0	50	0	0	3	2	1	1-1	34	0	3	192	64.0	2	0
09/20/2025	at Eastern Mich.	4	175	43.8	46	0	1	0	0	0	1-2	38	0	6	333	55.5	0	0
09/27/2025	Marshall	3	119	39.7	41	0	0	1	0	0	2-2	35	0	8	480	60.0	0	1
10/11/2025	at James Madison	9	361	40.1	56	0	0	3	1	2	0-1	0	1	3	177	59.0	0	0
10/18/2025	Southern Miss.	3	151	50.3	57	0	0	1	2	1	1-2	24	0	3	193	64.3	2	0
10/25/2025	at Troy	3	120	40.0	41	0	0	1	0	1	3-3	37	0	6	355	59.2	1	0
11/01/2025	at South Alabama	3	138	46.0	51	0	1	2	1	0	1-2	32	0	6	369	61.5	2	0
11/08/2025	Texas St.	3	114	38.0	47	0	0	0	0	0	0-0	0	0	7	436	62.3	1	0
11/20/2025	at Arkansas St.	6	236	39.3	53	0	0	3	1	2	2-2	50	0	7	397	56.7	0	0
11/29/2025	ULM	5	166	33.2	45	0	0	2	0	1	3-4	55	0	6	355	59.2	1	0
Louisiana		52	2156	41.5	57	0	2	17	8	9	18-25	55	1	65	3864	59.4	9	2
Opponents		41	1675	40.9	60	0	4	10	4	17	15-22	53	0	67	4069	60.7	29	2



2025-26 Louisiana Football
Opponents Game-by-Game
All games

Date	Opponent	Rushing				Receiving				Passing				Kick Returns				Punt Returns				tot off		
		no.	yds	td	lg	no.	yds	td	lg	cmp	att	int	yds	td	lg	no.	yds	td	lg	no.	yds		td	lg
08/30/2025	Rice	55	206	2	17	7	45	0	23	7	9	0	23	2	37	0	23	1	3	0	3	251		
09/06/2025	McNeese	26	47	1	7	19	191	0	55	19	30	1	55	4	39	0	20	1	7	0	7	238		
09/13/2025	at Missouri	62	427	5	71	17	179	2	39	17	24	1	39	1	22	0	22	3	8	0	7	606		
09/20/2025	at Eastern Mich.	36	183	3	21	21	226	1	36	21	31	1	36	4	81	0	37	3	40	0	37	409		
09/27/2025	Marshall	48	245	2	68	24	258	3	35	24	31	0	35	4	96	0	33	2	4	0	6	503		
10/11/2025	at James Madison	41	187	0	49	26	290	3	62	26	40	1	62	3	46	0	21	4	39	0	16	477		
10/18/2025	Southern Miss.	41	133	1	13	13	238	1	98	13	18	1	98	1	24	0	24	1	11	0	11	371		
10/25/2025	at Troy	39	165	4	22	16	180	0	28	16	24	1	28	5	95	0	26	1	0	0	0	345		
11/01/2025	at South Alabama	36	165	2	18	20	203	1	64	20	33	1	64	2	16	0	14	0	0	0	0	368		
11/08/2025	Texas St.	24	168	2	54	26	360	3	62	26	33	1	62	6	98	0	27	1	11	0	11	528		
11/20/2025	at Arkansas St.	35	138	1	15	25	256	0	28	25	43	0	28	6	188	1	93	2	16	0	18	394		
11/29/2025	ULM	43	205	1	22	19	311	3	68	19	33	1	68	0	0	0	0	2	0	0	0	516		
Opponents		486	2269	24	71	233	2737	17	98	233	349	9	2737	17	98	38	742	1	93	21	139	0	37	5006
Louisiana		476	2278	26	84	166	1874	11	69	166	305	13	1874	11	69	32	684	1	96	9	22	0	13	4152

Opponents Averages

Games	Avg/ rush	Avg/ catch	Pass effic	KR avg	PR avg	All purpose avg/game	Total offense avg/game
12	4.7	11.7	143.6	19.5	6.6	505.6	417.2

Date	Opponent	Tackles			Sacks	Fumble	Pass Defense			blkd	PAT attempts			off						
		ua	a	total			tfl-yds	no-yds	ff		fr-yds	int-yds	qbh		brup	kick	kick	rush	rcv	saf
08/30/2025	Rice	32	18	50	6.0-33	3-24	1	1-0	1-0	1	1	0	2-2	0	0	0	0	0	0	14
09/06/2025	McNeese	44	16	60	6.0-21	1-4	1	0-0	0-0	0	2	0	1-1	0	0	0	0	0	10	
09/13/2025	at Missouri	15	22	37	8.0-21	2-14	0	0-0	0-0	3	4	0	7-7	0	0	0	0	0	52	
09/20/2025	at Eastern Mich.	19	64	83	3.0-13	1-4	0	0-0	2-0	13	1	0	4-4	0	0	0	0	0	34	
09/27/2025	Marshall	39	22	61	4.0-11	1-5	0	0-0	2-46	2	2	0	6-6	0	0	0	10	51		
10/11/2025	at James Madison	21	40	61	5.0-19	3-16	0	0-0	1-0	5	3	1	3-3	0	0	0	0	24		
10/18/2025	Southern Miss.	53	22	75	7.0-18	2-11	1	1-0	2-61	4	3	0	2-2	0	0	1	10	22		
10/25/2025	at Troy	26	50	76	7.0-23	4-12	1	0-0	3-68	2	4	0	5-5	0	0	0	14	35		
11/01/2025	at South Alabama	20	60	80	4.0-10	1-6	0	0-0	0-0	2	1	0	2-2	0	1	0	0	22		
11/08/2025	Texas St.	41	46	87	8.0-16	0-0	0	0-0	2-5	1	3	0	3-3	0	0	0	6	39		
11/20/2025	at Arkansas St.	35	52	87	10.0-52	5-42	3	1-0	0-0	4	2	0	3-3	0	0	0	0	30		
11/29/2025	ULM	36	28	64	5.0-9	0-0	0	0-0	0-0	5	3	0	3-4	0	0	0	0	27		
Opponents		381	440	821	73.0-246	23-138	7	3-0	13-180	42	29	1	41-42	0	1	1	40	360		
Louisiana		467	442	909	53.0-193	21-119	6	9-13	9-91	30	30	1	37-37	0	0	0	65	325		

Date	Opponent	Punting										Field Goals			Kickoffs			
		no.	yds	avg	long	blkd	tb	fc	50+	i20	md-att	long	blkd	no.	yds	avg	tb	ob
08/30/2025	Rice	6	256	42.7	56	0	0	2	1	2	0-0	0	0	3	195	65.0	3	0
09/06/2025	McNeese	4	162	40.5	49	0	0	0	0	2	1-1	45	0	3	159	53.0	0	0
09/13/2025	at Missouri	1	45	45.0	45	0	0	0	0	1	1-2	22	0	8	503	62.9	4	0
09/20/2025	at Eastern Mich.	4	185	46.3	56	0	0	1	1	1	2-3	49	0	7	441	63.0	3	0
09/27/2025	Marshall	3	134	44.7	49	0	1	0	0	1	3-4	53	0	8	520	65.0	7	0
10/11/2025	at James Madison	4	164	41.0	45	0	1	2	0	2	1-2	24	0	5	323	64.6	3	0
10/18/2025	Southern Miss.	5	201	40.2	60	0	0	0	1	3	2-3	52	0	4	242	60.5	2	0
10/25/2025	at Troy	2	101	50.5	55	0	0	1	1	1	0-1	0	0	6	380	63.3	3	0
11/01/2025	at South Alabama	3	64	21.3	46	0	0	0	0	0	0-0	0	0	4	250	62.5	2	1
11/08/2025	Texas St.	1	48	48.0	48	0	1	0	0	0	2-2	25	0	7	430	61.4	2	0
11/20/2025	at Arkansas St.	4	155	38.8	43	0	0	2	0	2	3-3	41	0	7	379	54.1	0	1
11/29/2025	ULM	4	160	40.0	48	0	1	2	0	2	0-1	0	0	5	247	49.4	0	0
Opponents		41	1675	40.9	60	0	4	10	4	17	15-22	53	0	67	4069	60.7	29	2
Louisiana		52	2156	41.5	57	0	2	17	8	9	18-25	55	1	65	3861	59.4	9	2

Louisiana - Game Highs

RUSHES	52	Texas St. (11/08/2025)
YARDS RUSHING	315	McNeese (09/06/2025)
YARDS PER RUSH	7.0	McNeese (09/06/2025)
TD RUSHES	5	Marshall (09/27/2025)
PASS ATTEMPTS	35	at Eastern Mich. (09/20/2025)
PASS COMPLETIONS	21	at Eastern Mich. (09/20/2025)
YARDS PASSING	243	at James Madison (10/11/2025)
YARDS PER PASS	13.6	at South Alabama (11/01/2025)
TD PASSES	3	Texas St. (11/08/2025)
TOTAL PLAYS	79	Texas St. (11/08/2025)
TOTAL OFFENSE	461	Marshall (09/27/2025)
YARDS PER PLAY	6.7	at Eastern Mich. (09/20/2025)
POINTS	54	Marshall (09/27/2025)
SACKS BY	4	Texas St. (11/08/2025)
FIRST DOWNS	29	Marshall (09/27/2025)
PENALTIES	11	at Arkansas St. (11/20/2025)
PENALTY YARDS	85	at Eastern Mich. (09/20/2025)
TURNOVERS	3	at Troy (10/25/2025)
	3	Southern Miss. (10/18/2025)
PUNTS	9	at James Madison (10/11/2025)
	9	at Missouri (09/13/2025)
PUNTING AVG	50.3	Southern Miss. (10/18/2025)
LONG PUNT	57	Southern Miss. (10/18/2025)
PUNTS INSIDE 20	2	at Arkansas St. (11/20/2025)
	2	at James Madison (10/11/2025)
LONG PUNT RETURN	13	Rice (08/30/2025)





2025-26 Louisiana Football
Team Match Lows
All games

Louisiana - Game Lows

RUSHES	22	at Missouri (09/13/2025)
YARDS RUSHING	45	at James Madison (10/11/2025)
YARDS PER RUSH	1.6	at James Madison (10/11/2025)
TD RUSHES	0	at James Madison (10/11/2025)
PASS ATTEMPTS	14	at Missouri (09/13/2025)
PASS COMPLETIONS	2	at Missouri (09/13/2025)
YARDS PASSING	4	at Missouri (09/13/2025)
YARDS PER PASS	0.3	at Missouri (09/13/2025)
TD PASSES	0	ULM (11/29/2025)
	0	at Arkansas St. (11/20/2025)
	0	Southern Miss. (10/18/2025)
	0	at Eastern Mich. (09/20/2025)
	0	at Missouri (09/13/2025)
	0	Rice (08/30/2025)
TOTAL PLAYS	36	at Missouri (09/13/2025)
TOTAL OFFENSE	121	at Missouri (09/13/2025)
YARDS PER PLAY	3.4	at Missouri (09/13/2025)
POINTS	10	Southern Miss. (10/18/2025)
	10	at Missouri (09/13/2025)
SACKS BY	0	Southern Miss. (10/18/2025)
	0	at James Madison (10/11/2025)
FIRST DOWNS	4	at Missouri (09/13/2025)
PENALTIES	1	Marshall (09/27/2025)
PENALTY YARDS	5	Marshall (09/27/2025)
INTERCEPTIONS BY	0	at Arkansas St. (11/20/2025)
	0	Marshall (09/27/2025)
	0	Rice (08/30/2025)
PUNTS	1	McNeese (09/06/2025)
PUNTING AVG	33.2	ULM (11/29/2025)
LONG PUNT	41	at Troy (10/25/2025)
	41	Marshall (09/27/2025)
PUNTS INSIDE 20	0	Texas St. (11/08/2025)
	0	at South Alabama (11/01/2025)
	0	Marshall (09/27/2025)
	0	at Eastern Mich. (09/20/2025)
	0	McNeese (09/06/2025)
LONG PUNT RETURN	0	at Arkansas St. (11/20/2025)
	0	Texas St. (11/08/2025)
	0	at South Alabama (11/01/2025)
	0	at Troy (10/25/2025)
	0	Southern Miss. (10/18/2025)
	0	at James Madison (10/11/2025)
	0	Marshall (09/27/2025)
	0	at Missouri (09/13/2025)
	0	McNeese (09/06/2025)





**2025-26 Louisiana Football
Individual Game Highs
All games**

Louisiana - Individual Game Highs

RUSHES	23	Lunch Winfield at Troy (10/25/2025)
YARDS RUSHING	139	Lunch Winfield at Troy (10/25/2025)
TD RUSHES	3	Lunch Winfield vs Marshall (09/27/2025)
LONG RUSH	84	Zylan Perry at Missouri (09/13/2025)
PASS ATTEMPTS	33	Daniel Beale at Eastern Mich. (09/20/2025)
PASS COMPLETIONS	20	Daniel Beale at Eastern Mich. (09/20/2025)
YARDS PASSING	243	Lunch Winfield at James Madison (10/11/2025)
TD PASSES	3	Lunch Winfield at Texas St. (11/08/2025)
LONG PASS	69	Lunch Winfield at James Madison (10/11/2025)
RECEPTIONS	7	Robert Williams at Eastern Mich. (09/20/2025)
YARDS RECEIVING	138	Shelton Sampson Jr. at South Alabama (11/01/2025)
TD RECEPTIONS	2	Shelton Sampson Jr. vs Texas St. (11/08/2025)
	2	Shelton Sampson Jr. at South Alabama (11/01/2025)
LONG RECEPTION	69	Dale Martin at James Madison (10/11/2025)
PUNTS	9	Nathan Torney at James Madison (10/11/2025)
PUNTING AVG	50.3	Nathan Torney vs Southern Miss. (10/18/2025)
LONG PUNT	57	Nathan Torney vs Southern Miss. (10/18/2025)
PUNTS INSIDE 20	2	Nathan Torney at Arkansas St. (11/20/2025)
	2	Nathan Torney at James Madison (10/11/2025)
LONG PUNT RETURN	13	Robert Williams vs Rice (08/30/2025)
LONG KICKOFF RETURN	96	Ja'Corian Norris vs ULM (11/29/2025)
TACKLES	16	Jaden Dugger vs ULM (11/29/2025)
	16	Jaden Dugger vs Southern Miss. (10/18/2025)
SACKS	2	Jaden Dugger vs ULM (11/29/2025)
	2	Jordan Lawson vs Texas St. (11/08/2025)
TACKLES FOR LOSS	3.5	Jaden Dugger vs ULM (11/29/2025)





**2025-26 Louisiana Football
Opponent Match Highs
All games**

Page 1/1
as of Nov 30, 2025

Opponent - Game Highs

RUSHES	62	at Missouri (09/13/2025)
YARDS RUSHING	427	at Missouri (09/13/2025)
YARDS PER RUSH	7.0	Texas St. (11/08/2025)
TD RUSHES	5	at Missouri (09/13/2025)
PASS ATTEMPTS	43	at Arkansas St. (11/20/2025)
PASS COMPLETIONS	26	Texas St. (11/08/2025)
	26	at James Madison (10/11/2025)
YARDS PASSING	360	Texas St. (11/08/2025)
YARDS PER PASS	13.2	Southern Miss. (10/18/2025)
TD PASSES	3	ULM (11/29/2025)
	3	Texas St. (11/08/2025)
	3	at James Madison (10/11/2025)
	3	Marshall (09/27/2025)
TOTAL PLAYS	86	at Missouri (09/13/2025)
TOTAL OFFENSE	606	at Missouri (09/13/2025)
YARDS PER PLAY	9.3	Texas St. (11/08/2025)
POINTS	52	at Missouri (09/13/2025)
SACKS BY	5	at Arkansas St. (11/20/2025)
FIRST DOWNS	32	at Missouri (09/13/2025)
PENALTIES	12	Marshall (09/27/2025)
PENALTY YARDS	114	Texas St. (11/08/2025)
TURNOVERS	3	at James Madison (10/11/2025)
PUNTS	6	Rice (08/30/2025)
PUNTING AVG	50.5	at Troy (10/25/2025)
LONG PUNT	60	Southern Miss. (10/18/2025)
PUNTS INSIDE 20	3	Southern Miss. (10/18/2025)
LONG PUNT RETURN	37	at Eastern Mich. (09/20/2025)





2025-26 Louisiana Football
Opponent Match Lows
All games

Opponent - Game Lows

RUSHES	24	Texas St. (11/08/2025)
YARDS RUSHING	47	McNeese (09/06/2025)
YARDS PER RUSH	1.8	McNeese (09/06/2025)
TD RUSHES	0	at James Madison (10/11/2025)
PASS ATTEMPTS	9	Rice (08/30/2025)
PASS COMPLETIONS	7	Rice (08/30/2025)
YARDS PASSING	45	Rice (08/30/2025)
YARDS PER PASS	5.0	Rice (08/30/2025)
TD PASSES	0	at Arkansas St. (11/20/2025)
	0	at Troy (10/25/2025)
	0	McNeese (09/06/2025)
	0	Rice (08/30/2025)
TOTAL PLAYS	56	McNeese (09/06/2025)
TOTAL OFFENSE	238	McNeese (09/06/2025)
YARDS PER PLAY	3.9	Rice (08/30/2025)
POINTS	10	McNeese (09/06/2025)
SACKS BY	0	ULM (11/29/2025)
	0	Texas St. (11/08/2025)
FIRST DOWNS	14	Southern Miss. (10/18/2025)
	14	McNeese (09/06/2025)
PENALTIES	1	at Arkansas St. (11/20/2025)
PENALTY YARDS	15	at Arkansas St. (11/20/2025)
	15	at Troy (10/25/2025)
INTERCEPTIONS BY	0	ULM (11/29/2025)
	0	at Arkansas St. (11/20/2025)
	0	at South Alabama (11/01/2025)
	0	at Missouri (09/13/2025)
	0	McNeese (09/06/2025)
PUNTS	1	Texas St. (11/08/2025)
	1	at Missouri (09/13/2025)
PUNTING AVG	21.3	at South Alabama (11/01/2025)
LONG PUNT	43	at Arkansas St. (11/20/2025)
PUNTS INSIDE 20	0	Texas St. (11/08/2025)
	0	at South Alabama (11/01/2025)
LONG PUNT RETURN	0	ULM (11/29/2025)
	0	at South Alabama (11/01/2025)
	0	at Troy (10/25/2025)





2025-26 Louisiana Football
Opponent Individual Match Highs
All games

Opponent - Individual Game Highs

RUSHES	22	Ahmad Hardy at Missouri (09/13/2025)
	22	Quinton Jackson vs Rice (08/30/2025)
YARDS RUSHING	250	Ahmad Hardy at Missouri (09/13/2025)
TD RUSHES	3	Ahmad Hardy at Missouri (09/13/2025)
LONG RUSH	71	Ahmad Hardy at Missouri (09/13/2025)
PASS ATTEMPTS	43	Jaylen Raynor at Arkansas St. (11/20/2025)
PASS COMPLETIONS	26	Brad Jackson vs Texas St. (11/08/2025)
	26	Alonza Barnett III at James Madison (10/11/2025)
YARDS PASSING	360	Brad Jackson vs Texas St. (11/08/2025)
TD PASSES	3	Aidan Armenta vs ULM (11/29/2025)
	3	Brad Jackson vs Texas St. (11/08/2025)
	3	Alonza Barnett III at James Madison (10/11/2025)
	3	Carlos Del Rio-Wilson vs Marshall (09/27/2025)
LONG PASS	98	Braylon Braxton vs Southern Miss. (10/18/2025)
RECEPTIONS	10	Beau Sparks vs Texas St. (11/08/2025)
	10	Demarcus Lacey vs Marshall (09/27/2025)
YARDS RECEIVING	186	Beau Sparks vs Texas St. (11/08/2025)
TD RECEPTIONS	3	Landon Ellis at James Madison (10/11/2025)
LONG RECEPTION	98	Micah Davis vs Southern Miss. (10/18/2025)
FIELD GOALS	3	Clune Van Andel at Arkansas St. (11/20/2025)
	3	Lorcan Quinn vs Marshall (09/27/2025)
LONG FIELD GOALS	53	Lorcan Quinn vs Marshall (09/27/2025)
PUNTS	6	Alex Bacchetta vs Rice (08/30/2025)
PUNTING AVG	51.0	Reed Harradine vs Southern Miss. (10/18/2025)
LONG PUNT	60	Reed Harradine vs Southern Miss. (10/18/2025)
PUNTS INSIDE 20	3	Jack Murley vs Southern Miss. (10/18/2025)
LONG PUNT RETURN	37	Juan Salas at Eastern Mich. (09/20/2025)
LONG KICKOFF RETURN	93	Chauncy Cobb at Arkansas St. (11/20/2025)
TACKLES	12	AG McGhee at Arkansas St. (11/20/2025)
SACKS	1.5	Donnie Smith at Troy (10/25/2025)
	1.5	Sahir West at James Madison (10/11/2025)
TACKLES FOR LOSS	2.5	Demarcus Hendricks at Arkansas St. (11/20/2025)
	2.5	Kalil Alexander vs Texas St. (11/08/2025)
INTERCEPTIONS	1	Michael Boudoin III vs Texas St. (11/08/2025)
	1	Bobby Crosby vs Texas St. (11/08/2025)
	1	Jaquez White at Troy (10/25/2025)
	1	Justin Powe at Troy (10/25/2025)
	1	Kaleno Levine at Troy (10/25/2025)
	1	Ahmere Foster vs Southern Miss. (10/18/2025)
	1	Corey Myrick vs Southern Miss. (10/18/2025)
	1	Jacob Thomas at James Madison (10/11/2025)
	1	Boogie Trotter vs Marshall (09/27/2025)
	1	Paul Hutson III vs Marshall (09/27/2025)
	1	Bryce Llewellyn at Eastern Mich. (09/20/2025)
	1	Caleb Dobbs at Eastern Mich. (09/20/2025)
	1	Jack Kane vs Rice (08/30/2025)





2025-26 Louisiana Football
By Quarter Statistics
All games

3rd-Down Conversions

Date	Opponent	Score	Overall	1st Qtr	2nd Qtr	3rd Qtr	4th Qtr	Overtime
08/30/2025	Rice	L 12-14	7-15 46.7	2-3 66.7	3-5 60.0	2-3 66.7	0-4 0.0	0-0 0.0
09/06/2025	McNeese	W 34-10	4-11 36.4	2-4 50.0	1-3 33.3	0-1 0.0	1-3 33.3	0-1 0.0
09/13/2025	at Missouri	L 10-52	1-11 9.1	0-3 0.0	0-4 0.0	0-2 0.0	1-2 50.0	0-0 0.0
09/20/2025	at Eastern Mich.	L 31-34	6-15 40.0	1-4 25.0	3-5 60.0	1-2 50.0	1-4 25.0	0-0 0.0
09/27/2025	Marshall	Wot2 54-51	7-14 50.0	0-4 0.0	2-2 100.0	2-4 50.0	2-3 66.7	0-0 0.0
10/11/2025	at James Madison	L 14-24	3-14 21.4	0-2 0.0	2-5 40.0	0-3 0.0	1-4 25.0	0-0 0.0
10/18/2025	Southern Miss.	L 10-22	6-16 37.5	3-5 60.0	0-4 0.0	2-4 50.0	1-3 33.3	0-0 0.0
10/25/2025	at Troy	L 23-35	7-15 46.7	1-1 100.0	1-4 25.0	2-4 50.0	3-6 50.0	0-0 0.0
11/01/2025	at South Alabama	W 31-22	7-13 53.8	2-3 66.7	4-4 100.0	0-1 0.0	1-5 20.0	0-0 0.0
11/08/2025	Texas St.	W 42-39	12-19 63.2	3-4 75.0	5-5 100.0	1-4 25.0	3-6 50.0	0-0 0.0
11/20/2025	at Arkansas St.	W 34-30	6-16 37.5	2-5 40.0	1-4 25.0	3-4 75.0	0-3 0.0	0-0 0.0
11/29/2025	ULM	Wot1 30-27	6-16 37.5	0-2 0.0	2-4 50.0	2-4 50.0	2-5 40.0	0-0 0.0
Louisiana			72-175 41.1	16-40 40.0	24-49 49.0	15-36 41.7	16-48 33.3	0-1 0.0
Opponents			68-159 42.8	20-36 55.6	14-37 37.8	14-34 41.2	20-49 40.8	0-2 0.0

4th-Down Conversions

Date	Opponent	Score	Overall	1st Qtr	2nd Qtr	3rd Qtr	4th Qtr	Overtime
08/30/2025	Rice	L 12-14	0-2 0.0	0-0 0.0	0-0 0.0	0-0 0.0	0-2 0.0	0-0 0.0
09/06/2025	McNeese	W 34-10	2-3 66.7	0-0 0.0	1-1 100.0	0-1 0.0	1-1 100.0	0-0 0.0
09/13/2025	at Missouri	L 10-52	0-0 0.0	0-0 0.0	0-0 0.0	0-0 0.0	0-0 0.0	0-0 0.0
09/20/2025	at Eastern Mich.	L 31-34	0-1 0.0	0-0 0.0	0-0 0.0	0-0 0.0	0-1 0.0	0-0 0.0
09/27/2025	Marshall	Wot2 54-51	0-0 0.0	0-0 0.0	0-0 0.0	0-0 0.0	0-0 0.0	0-0 0.0
10/11/2025	at James Madison	L 14-24	0-0 0.0	0-0 0.0	0-0 0.0	0-0 0.0	0-0 0.0	0-0 0.0
10/18/2025	Southern Miss.	L 10-22	1-4 25.0	1-1 100.0	0-1 0.0	0-0 0.0	0-2 0.0	0-0 0.0
10/25/2025	at Troy	L 23-35	2-2 100.0	0-0 0.0	0-0 0.0	0-0 0.0	2-2 100.0	0-0 0.0
11/01/2025	at South Alabama	W 31-22	0-0 0.0	0-0 0.0	0-0 0.0	0-0 0.0	0-0 0.0	0-0 0.0
11/08/2025	Texas St.	W 42-39	1-1 100.0	0-0 0.0	0-0 0.0	0-0 0.0	1-1 100.0	0-0 0.0
11/20/2025	at Arkansas St.	W 34-30	1-1 100.0	0-0 0.0	1-1 100.0	0-0 0.0	0-0 0.0	0-0 0.0
11/29/2025	ULM	Wot1 30-27	1-1 100.0	0-0 0.0	0-0 0.0	0-0 0.0	1-1 100.0	0-0 0.0
Louisiana			8-15 53.3	1-1 100.0	2-3 66.7	0-1 0.0	5-10 50.0	0-0 0.0
Opponents			12-21 57.1	0-1 0.0	3-6 50.0	2-5 40.0	6-8 75.0	1-1 100.0

Time of Possession

Date	Opponent	Score	Overall	1st Qtr	2nd Qtr	3rd Qtr	4th Qtr	Overtime
08/30/2025	Rice	L 12-14	23:36	04:21	07:13	06:46	05:16	00:00
09/06/2025	McNeese	W 34-10	34:17	08:24	07:59	05:46	12:08	00:00
09/13/2025	at Missouri	L 10-52	17:09	04:34	05:34	02:31	04:30	00:00
09/20/2025	at Eastern Mich.	L 31-34	29:59	04:51	10:54	05:19	08:55	00:00
09/27/2025	Marshall	Wot2 54-51	31:04	07:13	08:16	09:13	06:22	00:00
10/11/2025	at James Madison	L 14-24	23:09	03:19	09:01	05:30	05:19	00:00
10/18/2025	Southern Miss.	L 10-22	35:31	09:04	07:31	08:32	10:24	00:00
10/25/2025	at Troy	L 23-35	29:28	00:34	11:27	08:02	09:25	00:00
11/01/2025	at South Alabama	W 31-22	32:54	09:50	08:54	05:59	08:11	00:00
11/08/2025	Texas St.	W 42-39	37:58	08:03	11:12	05:10	13:33	00:00
11/20/2025	at Arkansas St.	W 34-30	33:59	08:59	11:08	05:32	08:20	00:00





2025-26 Louisiana Football
By Quarter Statistics
All games

Page 2/2
as of Nov 30, 2025

Date	Opponent		Score	Overall	1st Qtr	2nd Qtr	3rd Qtr	4th Qtr	Overtime
11/29/2025	ULM	Wot1	30-27	29:52	05:59	08:26	07:07	08:20	00:00
	Louisiana		Total	358:56	75:11	107:35	75:27	100:43	00:00
			Avg.	29:55	06:16	08:58	06:17	08:24	00:00
	Opponents		Total	368:00	86:06	98:04	78:19	105:31	00:00
			Avg.	30:40	07:11	08:10	06:32	08:48	00:00





2025-26 Louisiana Football
Red-Zone Results
All games

Louisiana Inside Opponent Red-Zone

Date	Opponent	Score	Times		Total		Rush	Pass	FGs	Failed to score inside RZ						
			In RZ	Scored	Pts	TDs	TDs	TDs	Made	FGA	Down	Int	Fumb	Half	Game	
08/30/2025	Rice	L 12-14	0	0	0	0	0	0	0	0	0	0	0	0	0	0
09/06/2025	McNeese	W 34-10	4	3	17	2	1	1	1	2	0	0	0	0	0	0
09/13/2025	at Missouri	L 10-52	1	1	3	0	0	0	1	1	0	0	0	0	0	0
09/20/2025	at Eastern Mich.	L 31-34	2	2	10	1	1	0	1	1	0	0	0	0	0	0
09/27/2025	Marshall	W 54-51	6	6	33	4	4	0	2	2	0	0	0	0	0	0
10/11/2025	at James Madison	L 14-24	2	1	7	1	0	1	0	0	0	0	0	0	0	1
10/18/2025	Southern Miss.	L 10-22	4	2	10	1	1	0	1	2	0	0	1	0	0	0
10/25/2025	at Troy	L 23-35	4	4	16	1	1	0	3	3	0	0	0	0	0	0
11/01/2025	at South Alabama	W 31-22	4	4	24	3	2	1	1	1	0	0	0	0	0	0
11/08/2025	Texas St.	W 42-39	6	5	35	5	3	2	0	0	0	0	0	0	0	1
11/20/2025	at Arkansas St.	W 34-30	4	4	24	3	3	0	1	1	0	0	0	0	0	0
11/29/2025	ULM	W 30-27	3	3	13	1	1	0	2	2	0	0	0	0	0	0
Totals 35 of 40 (87.5%)			40	35	192	22	17	5	13	15	0	0	1	0	0	2

Opponents Inside Louisiana Red-Zone

Date	Opponent	Score	Times		Total		Rush	Pass	FGs	Failed to score inside RZ						
			In RZ	Scored	Pts	TDs	TDs	TDs	Made	FGA	Down	Int	Fumb	Half	Game	
08/30/2025	Rice	L 12-14	3	2	14	2	2	0	0	0	1	0	0	0	0	0
09/06/2025	McNeese	W 34-10	1	1	7	1	1	0	0	0	0	0	0	0	0	0
09/13/2025	Missouri	L 10-52	7	6	38	5	4	1	1	2	0	0	0	0	0	0
09/20/2025	Eastern Mich.	L 31-34	4	4	28	4	3	1	0	0	0	0	0	0	0	0
09/27/2025	Marshall	W 54-51	3	3	17	2	1	1	1	1	0	0	0	0	0	0
10/11/2025	James Madison	L 14-24	4	3	17	2	0	2	1	1	1	0	0	0	0	0
10/18/2025	Southern Miss.	L 10-22	3	2	10	1	1	0	1	1	0	0	0	0	0	1
10/25/2025	Troy	L 23-35	4	4	28	4	4	0	0	0	0	0	0	0	0	0
11/01/2025	South Alabama	W 31-22	3	2	14	2	2	0	0	0	1	0	0	0	0	0
11/08/2025	Texas St.	W 42-39	3	3	13	1	0	1	2	2	0	0	0	0	0	0
11/20/2025	Arkansas St.	W 34-30	4	3	13	1	1	0	2	2	0	0	0	0	0	1
11/29/2025	ULM	W 30-27	4	1	7	1	1	0	0	1	1	1	0	0	0	0
Totals 34 of 43 (79.1%)			43	34	206	26	20	6	8	10	4	1	0	0	0	2





2025-26 Louisiana Football
Results and Comparison
All games

	Date	Opponent		Score	Overall	Conf	Time	Attend
	08/30/2025	Rice	L	12-14	0-1	0-0	3:10	22148
	09/06/2025	McNeese	W	34-10	1-1	0-0	3:14	26071
	09/13/2025	at Missouri	L	10-52	1-2	0-0	3:08	57321
	09/20/2025	at Eastern Mich.	L	31-34	1-3	0-0	3:35	18371
*	09/27/2025	Marshall	Wot2	54-51	2-3	1-0	3:52	20125
*	10/11/2025	at James Madison	L	14-24	2-4	1-1	4:04	25128
*	10/18/2025	Southern Miss.	L	10-22	2-5	1-2	3:12	21047
*	10/25/2025	at Troy	L	23-35	2-6	1-3	3:11	23719
*	11/01/2025	at South Alabama	W	31-22	3-6	2-3	3:11	18462
*	11/08/2025	Texas St.	W	42-39	4-6	3-3	3:39	14231
*	11/20/2025	at Arkansas St.	W	34-30	5-6	4-3	3:48	13571
*	11/29/2025	ULM	Wot1	30-27	6-6	5-3	3:31	16270

Opponent	Score	Total	First Downs			Rushing Number-Yards	Passing		Total Offense Plays-Yards	Return Yards	Turn- Overs
			Rush	Pass	Pen		Comp-Att-Int	Yards			
Rice	12-14	16 / 18	9 / 14	3 / 3	4 / 1	31-151 / 55-206	10-28-1 / 7-9-0	88 / 45	59-239 / 64-251	23 / 40	2 / 0
McNeese	34-10	25 / 14	15 / 7	5 / 6	5 / 1	45-315 / 26-47	14-22-0 / 19-30-1	86 / 191	67-401 / 56-238	64 / 46	0 / 2
Missouri	10-52	4 / 32	3 / 22	0 / 9	1 / 1	22-117 / 62-427	2-14-0 / 17-24-1	4 / 179	36-121 / 86-606	49 / 30	0 / 1
Eastern Mich.	31-34	22 / 20	6 / 10	13 / 10	3 / 0	32-214 / 36-183	21-35-2 / 21-31-1	237 / 226	67-451 / 67-409	108 / 121	2 / 1
Marshall	54-51	29 / 27	13 / 12	11 / 15	5 / 0	46-264 / 48-245	14-28-2 / 24-31-0	197 / 258	74-461 / 79-503	14 / 146	2 / 1
James Madison	14-24	11 / 21	1 / 12	5 / 8	5 / 1	28-45 / 41-187	14-29-1 / 26-40-1	243 / 290	57-288 / 81-477	57 / 85	1 / 3
Southern Miss.	10-22	19 / 14	12 / 7	6 / 5	1 / 2	48-221 / 41-133	14-27-2 / 13-18-1	135 / 238	75-356 / 59-371	52 / 96	3 / 2
Troy	23-35	18 / 21	9 / 9	9 / 11	0 / 1	42-184 / 39-165	12-23-3 / 16-24-1	187 / 180	65-371 / 63-345	86 / 163	3 / 1
South Alabama	31-22	23 / 20	10 / 11	9 / 7	4 / 2	46-161 / 36-165	14-17-0 / 20-33-1	232 / 203	63-393 / 69-368	0 / 16	0 / 1
Texas St.	42-39	27 / 22	10 / 7	10 / 13	7 / 2	52-192 / 24-168	17-27-2 / 26-33-1	192 / 360	79-384 / 57-528	101 / 114	2 / 2
Arkansas St.	34-30	16 / 24	10 / 10	5 / 13	1 / 1	46-202 / 35-138	18-25-0 / 25-43-0	147 / 256	71-349 / 78-394	134 / 204	1 / 2
ULM	30-27	17 / 29	8 / 14	6 / 13	3 / 2	38-212 / 43-205	16-30-0 / 19-33-1	126 / 311	68-338 / 76-516	122 / 0	0 / 2
Totals	325-360	227 / 262	106 / 135	82 / 113	39 / 14	476-2278 / 486-2269	166-305-13 / 233-349-9	1874 / 2737	781-4152 / 835-5006	810 / 1061	16 / 18





2025-26 Louisiana Football
Passing Game-by-Game
All games

Page 1/1
as of Nov 30, 2025

#2 Lunch Winfield	Comp	Att	Int	Pct	Yards	TD	Long	Sacked	Effic.
Missouri	1	6	0	16.7	-1	0	0	0-0	15.3
Eastern Mich.	1	2	0	50.0	5	0	5	0-0	71.0
Marshall	7	13	0	53.8	125	2	45	0-0	185.4
James Madison	14	28	1	50.0	243	2	69	3-16	139.3
Southern Miss.	12	21	1	57.1	112	0	27	2-11	92.4
Troy	12	22	2	54.5	187	1	36	4-12	122.8
South Alabama	14	15	0	93.3	232	2	45	1-6	267.3
Texas St.	17	27	2	63.0	192	3	27	0-0	144.5
Arkansas St.	18	25	0	72.0	147	0	22	5-42	121.4
ULM	10	21	0	47.6	82	0	29	0-0	80.4
Totals	106	180	6	58.9	1324	10	69	15-87	132.3

#4 Walker Howard	Comp	Att	Int	Pct	Yards	TD	Long	Sacked	Effic.
Rice	10	22	1	45.5	88	0	25	3-24	70.0
Southern Miss.	2	6	1	33.3	23	0	14	0-0	32.2
Troy	0	1	1	0.0	0	0	0	0-0	-200.0
South Alabama	0	1	0	0.0	0	0	0	0-0	0.0
ULM	6	9	0	66.7	44	0	26	0-0	107.7
Totals	18	39	3	46.2	155	0	26	3-24	64.2

#11 Daniel Beale	Comp	Att	Int	Pct	Yards	TD	Long	Sacked	Effic.
Rice	0	6	0	0.0	0	0	0	0-0	0.0
McNeese	14	22	0	63.6	86	1	19	1-4	111.5
Missouri	1	8	0	12.5	5	0	5	2-14	17.8
Eastern Mich.	20	33	2	60.6	232	0	43	1-4	107.5
Marshall	7	15	2	46.7	72	0	16	1-5	60.3
Totals	42	84	4	50.0	395	1	43	5-27	83.9





2025-26 Louisiana Football
Rushing/Receiving Game-by-Game
All games

Rushing

Player	No-Yds/TD	Rice	McN	MO	EMU	Marsh	JMU	USM	TROY	USA	TXST	ASU	ULM
Bill Davis	148-743/6	11-58/0	19-132/2	6-1/0	11-78/1	14-45/0	9-21/0	14-66/0	9-16/0	11-56/0	18-87/1	11-57/1	15-126/1
Lunch Winfield	138-627/9	DNP	3-2/0	2-13/0	1-4/0	13-129/3	15-23/0	19-98/1	23-139/0	15-45/1	18-49/2	20-89/2	9-36/0
Zylan Perry	128-664/8	11-46/0	14-94/0	5-86/1	15-110/2	14-75/2	DNP	13-55/0	9-21/1	15-56/1	14-59/0	12-42/1	6-20/0
Steven Blanco	26-144/2	DNP	6-69/1	7-31/0	3-15/0	2-10/0	3-1/0	1-0/0	1-8/0	1-3/0	DNP	DNP	2-7/1
Walker Howard	15-82/1	9-47/1	DNP	DNP	DNP	DNP	DNP	1-2/0	-	-	DNP	DNP	5-33/0
Daniel Beale	10-16/0	-	3-18/0	2--14/0	2-7/0	3-5/0	DNP	DNP	DNP	DNP	DNP	DNP	-
Darrell Smith	3-7/0	DNP	DNP	DNP	DNP	DNP	1-0/0	DNP	DNP	DNP	DNP	2-7/0	-
Landon Strother	1-7/0	-	-	-	-	-	-	-	-	-	-	1-7/0	-
Charles Robertson	1-6/0	-	-	-	-	-	-	-	-	1-6/0	-	-	-

Receiving

Player	No-Yds/TD	Rice	McN	MO	EMU	Marsh	JMU	USM	TROY	USA	TXST	ASU	ULM
Shelton Sampson Jr.	29-495/5	4-59/0	1-4/0	-	3-87/0	DNP	DNP	DNP	5-74/1	6-138/2	5-80/2	3-35/0	2-18/0
Caden Jensen	25-159/1	1-4/0	3-9/0	1-5/0	2-8/0	-	2-5/0	5-45/0	-	DNP	3-28/1	4-34/0	4-21/0
Robert Williams	21-286/0	-	2-18/0	-	7-71/0	DNP	5-134/0	1-5/0	1-18/0	1-23/0	-	3-15/0	1-2/0
Charles Robertson	14-218/1	-	1-3/0	-	1-12/0	2-61/1	1-5/0	1-27/0	3-61/0	-	1-13/0	2-19/0	2-17/0
Zylan Perry	13-84/0	1-1/0	1-13/0	-	3-1/0	2-18/0	DNP	-	1-16/0	1-1/0	1-9/0	3-25/0	-
Brock Chappell	12-108/1	-	1-2/0	-	3-32/0	1-6/0	1-5/1	-	-	2-44/0	3-17/0	-	1-2/0
Trey Miller	12-88/0	-	1-0/0	-	1-14/0	2-18/0	1-5/0	1-3/0	2-18/0	2-10/0	1-16/0	-	1-4/0
Bill Davis	10-79/0	1-7/0	1-6/0	-	-	1-16/0	-	-	-	1-2/0	1-8/0	1-7/0	4-33/0
Landon Strother	7-60/0	1-4/0	-	-	-	3-27/0	-	-	-	-	2-21/0	1-8/0	-
Dale Martin	6-134/2	-	-	-	-	2-35/1	2-72/1	2-27/0	-	-	-	-	-
Jaydon Johnson	6-51/0	1-7/0	-	-	-	-	2-17/0	1-9/0	-	1-14/0	DNP	1-4/0	-
Rahji Dennis	4-24/0	DNP	1-2/0	1--1/0	1-7/0	1-16/0	-	-	-	-	-	DNP	DNP
KeDarius Wade	2-25/0	1-6/0	1-19/0	-	-	-	-	-	DNP	-	-	DNP	-
Landon Baptiste	2-15/1	DNP	1-10/1	-	-	-	-	1-5/0	DNP	DNP	DNP	DNP	DNP
Trenton Chaney	2-14/0	DNP	DNP	DNP	DNP	-	DNP	2-14/0	-	DNP	DNP	DNP	DNP
Steven Blanco	1-29/0	DNP	-	-	-	-	-	-	-	-	DNP	DNP	1-29/0





2025-26 Louisiana Football
All-Purpose Yards Game-by-Game
All games

Player	Total	Rice	McN	MO	EMU	Marsh	JMU	USM	TROY	USA	TXST	ASU	ULM
Bill Davis	822	65	138	1	78	61	21	66	16	58	95	64	159
Zylan Perry	748	47	107	86	111	93	DNP	55	37	57	68	67	20
Lunch Winfield	627	DNP	2	13	4	129	23	98	139	45	49	89	36
Robert Williams	623	23	71	48	129	DNP	176	36	87	23	12	15	3
Shelton Sampson Jr.	495	59	4	-	87	DNP	DNP	DNP	74	138	80	35	18
Ja'Corian Norris	318	-	-	-	-	14	DNP	DNP	DNP	DNP	74	134	96
Charles Robertson	224	-	3	-	12	61	5	27	61	6	13	19	17
Steven Blanco	188	DNP	69	31	30	10	1	-	8	3	DNP	DNP	36
Caden Jensen	159	4	9	5	8	-	5	45	-	DNP	28	34	21
Dale Martin	134	-	-	-	-	35	72	27	-	-	-	-	-
Brock Chappell	108	-	2	-	32	6	5	-	-	44	17	-	2
Trey Miller	88	-	-	-	14	18	5	3	18	10	16	-	4
Walker Howard	82	47	DNP	DNP	DNP	DNP	DNP	2	-	-	DNP	DNP	33
Landon Strother	67	4	-	-	-	27	-	-	-	-	21	15	-
Courtline Flowers	52	-	-	-	35	-	-	-	17	-	-	DNP	-
Jaydon Johnson	51	7	-	-	-	-	17	9	-	14	DNP	4	-
Darrell Smith	34	DNP	DNP	DNP	DNP	DNP	-	DNP	DNP	DNP	DNP	7	27
KeDarius Wade	25	6	19	-	-	-	-	-	DNP	-	-	DNP	-
Rahji Dennis	24	DNP	2	-1	7	16	-	-	-	-	-	DNP	DNP
Daniel Beale	21	-	18	-14	12	5	DNP	DNP	DNP	DNP	DNP	DNP	-
Tyree Skipper	18	-	-	-	-	-	-	18	-	-	-	DNP	DNP
Collin Jacob	16	-	-	-	-	-	16	-	-	DNP	DNP	DNP	DNP
Landon Baptiste	15	DNP	10	-	-	-	-	5	DNP	DNP	DNP	DNP	DNP
Trenton Chaney	14	DNP	DNP	DNP	DNP	-	DNP	14	-	DNP	DNP	DNP	DNP
Fitzgerald West Jr.	11	-	11	-	-	-	-	-	-	-	-	-	-
Kody Jackson	4	-	-	-	-	-	-	-	-	-	4	DNP	-
Cameron Whitfield	1	-	-	1	-	-	-	-	-	-	-	-	-
Terrence Williams	-2	-	-	-	-	-	-	-	-	-	-	-	-2





2025-26 Louisiana Football
Total Tackles Game-by-Game
All games

Total Tackles

Player	S-A	Total	Rice	McN	MO	EMU	Marsh	JMU	USM	TROY	USA	TXST	ASU	ULM
Jaden Dugger	59-59	118	8-3	2-1	3-8	2-5	5-3	4-8	10-6	2-3	4-7	5-4	4-5	10-6
Terrence Williams	49-41	90	8-0	3-2	3-5	3-4	4-0	5-2	3-3	3-5	1-8	5-1	6-6	5-5
Brent Gordon, Jr.	39-18	57	DNP	1-1	2-4	5-5	2-0	3-1	3-1	2-2	4-1	8-0	5-2	4-1
Tyree Skipper	28-24	52	3-0	1-2	5-3	1-8	1-0	6-3	1-2	5-1	4-5	1-0	DNP	DNP
Jake St. Andre	22-26	48	6-0	1-0	3-5	0-2	5-4	2-6	1-1	0-5	3-2	-	1-0	0-1
Jordan Lawson	24-23	47	2-1	1-2	1-5	1-3	3-1	2-0	3-1	2-2	1-4	2-0	4-1	2-3
Courtline Flowers	34-12	46	2-0	4-0	3-1	3-0	7-1	5-2	1-1	2-3	3-3	4-0	DNP	0-1
Jalen Clark	22-20	42	3-1	2-0	1-5	0-4	5-0	3-0	1-2	1-5	0-1	-	2-0	4-2
Maurion Eleam	23-18	41	-	6-0	0-2	DNP	DNP	DNP	2-3	0-6	1-2	5-2	6-1	3-2
Collin Jacob	22-9	31	-	-	1-3	0-1	12-2	5-1	3-1	1-1	DNP	DNP	DNP	DNP
Cameron Whitfield	16-11	27	3-2	-	0-1	2-2	4-0	0-2	2-1	1-0	-	1-0	0-2	3-1
Trae Tomlinson	12-14	26	2-0	1-0	4-1	0-6	4-2	1-4	0-1	DNP	DNP	-	-	-
Kadarius Miller	8-18	26	1-1	1-1	0-2	0-2	1-0	2-1	1-1	0-3	1-1	0-1	0-4	1-1
Jaelen Crider	11-12	23	1-1	1-0	1-0	0-4	1-0	1-0	1-0	0-1	1-1	2-0	2-4	0-1
Caleb Kibodi	11-11	22	3-0	2-2	3-1	0-5	1-0	-	-	0-1	1-0	1-0	0-2	-
Fitzgerald West Jr.	4-18	22	0-1	-	0-1	0-4	1-0	1-2	1-1	0-2	0-5	1-1	0-1	-
Lake Bates	7-12	19	DNP	DNP	0-2	DNP	1-0	DNP	0-1	-	-	2-2	2-5	2-2
Ashley Williams	8-10	18	4-0	-	0-1	0-1	1-1	-	1-2	-	1-2	-	0-3	1-0
Kody Jackson	11-6	17	1-0	-	2-2	0-1	-	-	-	-	0-3	2-0	DNP	6-0
Chase Edwards	7-7	14	0-1	2-0	3-2	0-2	1-0	1-0	DNP	0-2	-	-	-	-
Maxie Baudoin IV	3-10	13	DNP	0-1	0-1	0-2	-	DNP	-	2-2	1-2	-	0-1	0-1
Priest Ashe	6-5	11	-	1-0	1-3	1-0	DNP	-	DNP	1-0	-	-	2-1	0-1
Drenon Fite	2-8	10	-	0-2	-	-	-	-	-	1-3	0-1	1-0	0-2	-
Avery Demery	5-3	8	1-0	-	-	0-2	-	0-1	-	-	-	2-0	2-0	-
Logan Klotz	4-3	7	-	-	-	0-1	2-0	-	-	0-1	-	1-1	1-0	-
Lester Jones	2-5	7	DNP	DNP	-	1-4	1-0	DNP	0-1	DNP	DNP	DNP	DNP	DNP
Ashton Wright	1-6	7	DNP	-	0-4	DNP	DNP	0-2	DNP	1-0	-	-	-	DNP
Dale Martin	4-2	6	-	2-0	1-0	1-0	-	0-1	-	-	-	0-1	-	-
Kailep Edwards	1-5	6	-	-	1-4	0-1	-	-	-	-	-	-	DNP	-
Lance Williams	1-5	6	0-1	0-2	0-1	-	-	-	-	-	1-0	0-1	-	-
Micaiah Bivines	1-4	5	-	DNP	DNP	1-4	DNP	DNP	DNP	DNP	DNP	DNP	DNP	DNP
Charles Robertson	3-1	4	-	-	-	1-0	-	0-1	1-0	-	-	-	-	1-0
Hayden Darbonne	3-1	4	DNP	DNP	-	-	-	1-1	-	1-0	-	-	1-0	-
Lorenzell Dubose	2-2	4	2-0	DNP	0-1	DNP	-	DNP	-	-	DNP	DNP	0-1	-
Steven Ranel, II	2-2	4	DNP	DNP	DNP	DNP	DNP	DNP	DNP	DNP	DNP	DNP	2-2	DNP
Key'Savalyn Barnes	1-3	4	1-0	0-1	DNP	DNP	-	0-1	0-1	-	-	-	-	-
Micah Johnson	2-1	3	-	-	1-0	0-1	-	-	-	1-0	-	-	-	-
Conor McPherson	1-2	3	-	-	DNP	DNP	DNP	0-2	-	1-0	-	-	-	DNP
Ethan Veal	1-1	2	-	-	-	-	DNP	DNP	-	0-1	-	1-0	-	-
Hunter Sims	1-1	2	-	-	-	-	-	0-1	-	1-0	-	-	-	-
Lunch Winfield	1-0	1	DNP	-	-	-	-	-	-	-	-	1-0	-	-
Zylan Perry	1-0	1	-	-	-	-	-	DNP	1-0	-	-	-	-	-
Bryant Williams	1-0	1	-	-	-	-	-	1-0	-	DNP	-	-	-	-
Caden Jensen	1-0	1	-	-	-	-	-	1-0	-	-	DNP	-	-	-
Ja'Corian Norris	0-1	1	-	-	-	-	-	DNP	DNP	DNP	DNP	-	0-1	-
Landon Strother	0-1	1	-	0-1	-	-	-	-	-	-	-	-	-	-
Kerry Wilson	0-1	1	DNP	-	-	-	-	-	-	0-1	-	-	-	-





2025-26 Louisiana Football
Games Played
All games

##	Player	GP-GS	Rice	McN	MO	EMU	Marsh	JMU	USM	TROY	USA	TXST	ASU	ULM
0	Jordan Lawson	12/12	START	START	START	START	START	START	START	START	START	START	START	START
0	Robert Williams	11/11	START	START	START	START	...	START	START	START	START	START	START	START
2	Jalen Clark	12/10	START	START	START	START	START	START	START	START	START	XXX	XXX	START
2	Lunch Winfield	11/7	...	XXX	XXX	XXX	XXX	START	START	START	START	START	START	START
3	Jaden Dugger	12/12	START	START	START	START	START	START	START	START	START	START	START	START
3	Zylan Perry	11/11	START	START	START	START	START	...	START	START	START	START	START	START
4	Tyree Skipper	10/8	START	START	START	START	START	START	START	XXX	XXX	START
4	Walker Howard	5/1	START	XXX	XXX	XXX	XXX
6	Terrence Williams	12/12	START	START	START	START	START	START	START	START	START	START	START	START
6	Shelton Sampson Jr.	9/9	START	START	START	START	START	START	START	START	START
7	Courtline Flowers	11/11	START	START	START	START	START	START	START	START	START	START	...	START
7	Bill Davis	12/1	XXX	XXX	XXX	XXX	XXX	START	XXX	XXX	XXX	XXX	XXX	XXX
8	Kody Jackson	11/2	XXX	XXX	XXX	XXX	XXX	XXX	XXX	XXX	START	START	...	XXX
8	Rahji Dennis	9/0	...	XXX	XXX	XXX	XXX	XXX	XXX	XXX	XXX	XXX
9	Cameron Whitfield	12/10	START	START	XXX	XXX	START	START	START	START	START	START	START	START
9	Trenton Chaney	3/0	XXX	...	XXX	XXX
10	Avery Demery	12/0	XXX	XXX	XXX	XXX	XXX	XXX	XXX	XXX	XXX	XXX	XXX	XXX
10	Russell Babineaux	1/0	XXX
11	Daniel Beale	6/4	XXX	START	START	START	START	XXX
11	Brent Gordon, Jr.	11/10	...	XXX	START	START	START	START	START	START	START	START	START	START
13	Charles Robertson	12/8	XXX	XXX	START	XXX	START	START	START	START	START	START	XXX	START
13	Curley Reed	2/0	...	XXX	XXX
15	Ja'Corian Norris	8/0	XXX	XXX	XXX	XXX	XXX	XXX	XXX	XXX
15	Coleman Carter	0/0
16	Kailep Edwards	11/0	XXX	XXX	XXX	XXX	XXX	XXX	XXX	XXX	XXX	XXX	...	XXX
16	Sam Altmann	0/0
17	Ashley Williams	12/0	XXX	XXX	XXX	XXX	XXX	XXX	XXX	XXX	XXX	XXX	XXX	XXX
18	Jaydon Johnson	11/1	START	XXX	XXX	XXX	XXX	XXX	XXX	XXX	XXX	...	XXX	XXX
18	Micaiah Bivines	2/0	XXX	XXX
19	Dale Martin	12/1	XXX	XXX	XXX	XXX	START	XXX	XXX	XXX	XXX	XXX	XXX	XXX
19	Cameron Riley	0/0
20	Trae Tomlinson	10/4	XXX	START	XXX	START	START	START	XXX	XXX	XXX	XXX
20	JJ Garner	0/0
21	Maurion Eleam	9/5	XXX	XXX	XXX	START	START	START	START	START	XXX
22	Darrell Smith	3/0	XXX	XXX	XXX
22	Kevin Malone	0/0
23	Jeremiah Moses	3/0	...	XXX	XXX	...	XXX
23	Landon Strother	12/0	XXX	XXX	XXX	XXX	XXX	XXX	XXX	XXX	XXX	XXX	XXX	XXX
24	Lorenzell Dubose	7/2	START	...	XXX	...	XXX	...	XXX	XXX	START	XXX
24	Steven Blanco	9/1	...	XXX	XXX	XXX	XXX	XXX	XXX	XXX	START	XXX
25	Hutch Swilley	3/0	XXX	XXX	XXX
25	Jayden Gloston	0/0
26	Kerry Wilson	11/0	...	XXX	XXX	XXX	XXX	XXX	XXX	XXX	XXX	XXX	XXX	XXX
27	Key'Savalyn Barnes	10/0	XXX	XXX	XXX	XXX	XXX	XXX	XXX	XXX	XXX	XXX
28	Steven Ranel, II	1/1	START	...
29	Denim Day	0/0
30	Ethan Veal	10/0	XXX	XXX	XXX	XXX	XXX	XXX	XXX	XXX	XXX	XXX
31	Drenon Fite	12/2	XXX	XXX	START	START	XXX	XXX	XXX	XXX	XXX	XXX	XXX	XXX
33	AJ Spencer	0/0
34	Brek Schultz	3/0	XXX	XXX	XXX
35	Collin Jacob	8/1	XXX	XXX	XXX	XXX	XXX	XXX	XXX	START
36	Conor McPherson	8/0	XXX	XXX	XXX	XXX	XXX	XXX	XXX	XXX	...
37	Micah Johnson	12/0	XXX	XXX	XXX	XXX	XXX	XXX	XXX	XXX	XXX	XXX	XXX	XXX
38	Na'Tori Brown	0/0
39	Carter Milliron	4/0	XXX	XXX	XXX	XXX
40	Logan Klotz	12/0	XXX	XXX	XXX	XXX	XXX	XXX	XXX	XXX	XXX	XXX	XXX	XXX
41	Chase Edwards	11/3	START	START	START	XXX	XXX	XXX	...	XXX	XXX	XXX	XXX	XXX
43	Aiden Falgout	0/0
44	Jake St. Andre	12/4	START	START	START	XXX	XXX	XXX	XXX	XXX	XXX	XXX	XXX	START
44	Teddy Gawlik	6/0	XXX	XXX	...	XXX	XXX	XXX	XXX





2025-26 Louisiana Football
Games Played
All games


##	Player	GP-GS	Rice	McN	MO	EMU	Marsh	JMU	USM	TROY	USA	TXST	ASU	ULM
45	Caleb Kibodi	12/0	XXX	XXX	XXX	XXX	XXX	XXX	XXX	XXX	XXX	XXX	XXX	XXX
46	Emiliano Soldevilla	1/0	XXX
46	Lake Bates	8/2	XXX	...	XXX	...	XXX	XXX	XXX	XXX	START	START
47	Maurice Brown Jr.	0/0
48	Hunter Sims	12/0	XXX	XXX	XXX	XXX	XXX	XXX	XXX	XXX	XXX	XXX	XXX	XXX
50	Cooper Fordham	11/11	START	START	START	START	START	START	START	START	START	START	START	...
51	Hayden Darbonne	10/0	XXX	XXX	XXX	XXX	XXX	XXX	XXX	XXX	XXX	XXX
52	Ryder Bentley	4/0	XXX	XXX	XXX	XXX	...
55	Baylynn Williams	0/0
56	Korbin Ashmore	0/0
57	Zay Alexander	0/0
59	Andrew Martinez	3/1	XXX	XXX	START
60	Jackson Hammond	0/0
63	Ryan Ebrahim	4/0	XXX	...	XXX	XXX	XXX
64	Bryant Williams	11/11	START	START	START	START	START	START	START	...	START	START	START	START
65	Xzavier Brown	5/0	XXX	XXX	XXX	XXX	XXX
67	John Bragg	2/0	XXX	XXX
68	Fitzgerald West Jr.	12/7	XXX	XXX	XXX	XXX	XXX	START	START	START	START	START	START	START
70	Jax Harrington	12/12	START	START	START	START	START	START	START	START	START	START	START	START
71	George Jackson	4/4	START	START	START	START
72	J'Marion Goch	2/0	XXX	XXX
73	Jayden McAllister	0/0
75	Kaden Moreau	10/10	START	START	...	START	START	START	...	START	START	START	START	START
76	Matthew Broussard	11/8	XXX	XXX	START	XXX	START	START	START	START	...	START	START	START
77	Jakoby Isom	5/1	XXX	XXX	XXX	XXX	START
79	Mackey Maillho	10/2	XXX	XXX	...	XXX	XXX	XXX	XXX	START	START	XXX	XXX	...
80	Lester Jones	4/0	XXX	XXX	XXX	...	XXX
80	Khristian Mackintrush	0/0
81	Jaiden Smith	0/0
82	Quandre Coates	0/0
83	Brock Chappell	12/6	XXX	START	XXX	START	START	START	START	XXX	XXX	XXX	START	XXX
84	Evan Stroman	0/0
85	Landon Baptiste	6/0	...	XXX	XXX	XXX	XXX	XXX	XXX
86	Trey Miller	12/0	XXX	XXX	XXX	XXX	XXX	XXX	XXX	XXX	XXX	XXX	XXX	XXX
87	KeDarius Wade	10/0	XXX	XXX	XXX	XXX	XXX	XXX	XXX	...	XXX	XXX	...	XXX
88	Caden Jensen	11/11	START	START	START	START	START	START	START	START	...	START	START	START
90	Kadarius Miller	12/5	START	START	START	START	START	XXX	XXX	XXX	XXX	XXX	XXX	XXX
91	Priest Ashe	10/0	XXX	XXX	XXX	XXX	...	XXX	...	XXX	XXX	XXX	XXX	XXX
92	Nathan Torney	12/0	XXX	XXX	XXX	XXX	XXX	XXX	XXX	XXX	XXX	XXX	XXX	XXX
93	Jaelen Crider	12/9	XXX	XXX	XXX	START	START	START	START	START	START	START	START	START
94	De'Antonio Lesueur	0/0
95	Tony Sterner	12/0	XXX	XXX	XXX	XXX	XXX	XXX	XXX	XXX	XXX	XXX	XXX	XXX
95	Maxie Baudoin IV	10/0	...	XXX	XXX	XXX	XXX	...	XXX	XXX	XXX	XXX	XXX	XXX
96	Chase Howard	0/0
97	Lance Williams	12/0	XXX	XXX	XXX	XXX	XXX	XXX	XXX	XXX	XXX	XXX	XXX	XXX
98	Jeremiah Holts	3/0	XXX	XXX	XXX
99	Ashton Wright	7/0	...	XXX	XXX	XXX	...	XXX	XXX	XXX	XXX	...



1944 Oil Bowl

Louisiana 24, Arkansas A&M 7
January 1, 1944 | Houston, Texas | Att.: N/A

FINAL SCORE	1	2	3	4	F
Louisiana	3	7	7	7	24
Arkansas A&M	0	0	7	0	7



HOUSTON — What many consider to be “The Best Team in Louisiana History”, Louisiana (then known as Southwestern Louisiana Institute) defeated Arkansas A&M (the present-day University of Arkansas at Monticello) 24-7 to claim the 1944 Oil Bowl Championship.

The New Year’s Day rematch was played under the same rainy, muddy and foggy conditions as the earlier meeting between the two teams on Nov. 6 in Memphis, Tenn. That game ended in a 20-20 tie.

The Cajuns versatile backs and strong offensive line was no match for the Aggies.

“I say that no team, and I put the emphasis on Notre Dame, could have beaten us that day,” said Louisiana head coach Louis Whitman.

Louisiana was led by quarterback Alvin Dark, who either scored or set-up each of the Cajuns tallies. The Cajuns struck in the first quarter when Dark returned an Aggies punt 24 yards down to the AAM 21 yard-line. Following an offsides penalty and a first down run by Dark, Dark then split the uprights from 16 yards to give the Cajuns a 3-0 lead.

Louisiana upped their lead to 10-0 just two possessions later. Moe Richmond made a sensational leaping catch between two defenders for a 12-yard score from Dark. Arkansas A&M moved down to the Cajuns 19 on the next possession, but came away empty handed. AAM’s quarterback needed just two completions to move the Aggies 51 yards, but then threw three consecutive incompletions to turn the ball back over to Louisiana-Lafayette.

The Aggies scored on their first possession of the second half to cut the Cajuns lead to 10-7. A running into the kicker penalty on the Cajuns helped extend the AAM 64-yard drive that ended in a 27 yard touchdown pass from Gray to Bill Coomer.

SCORING

First Quarter

LA - Dark 17 yd field goal.

Second Quarter

LA - Richmond 12 yd pass from Dark (Dark kick).

Third Quarter

AAM - Cromer 27 yd pass from Gray (Marshall kick)
LA - Pillow 7 yd run (Dark kick).

Fourth Quarter

LA - Dark 10 yd run (Dark kick).

RUSHING:

LA - Gill 22-44, English 4-14, Haik 2-8, Dupre 1-4, Coussan 12-(-48)

PASSING:

LA - Coussan 10-31-7-107; Hauser 0-1-1-0.

RECEIVING:


LA - Schexnayder 3-48, Hauser 2-33, Michel 1-15, Dupre 1-13, English 1-1, Gill 2-(-3).

	LA	AAM
First Downs	9	8
Rushes-Yards (Net)	58-N/A	36-N/A
Passing-Yards (Net)	2/8-N/A	7/20-N/A
Total Offense (Plays-Yards)	66-N/A	56-N/A
Punt Returns-Yards	N/A	N/A
Kick Returns-Yards	N/A	N/A
Punts-Average	9-N/A	10-N/A
Fumbles-Lost	2-2	1-1
Penalties-Yards	6-N/A	1-N/A

1970 Grantland Rice Bowl

Tennessee State 26, Louisiana 25
December 12, 1970 | Baton Rouge, La. | Att.: 13,400

FINAL SCORE	1	2	3	4	F
Tennessee State	14	0	0	12	26
Louisiana	0	12	0	13	25



BATON ROUGE, La. — The Louisiana Ragin’ Cajuns, appearing in their second bowl in school history, fell victim to turnovers and special teams miscues en route to a 26-25 loss to the Tennessee State University Tigers.

Tennessee State scored two touchdowns in 1:28 to take a 14-0 lead after one quarter. Louisiana responded with two touchdowns in the second quarter. Nelson Schexnayder hauled in a seven-yard touchdown pass from George Coussan, but Roy Pendergraft’s extra point was blocked.

Robert Gill scored on a four yard run just 3:46 later, but Coussan’s pass to Dickie Haik was broken-up, and the Cajuns trailed 14-12 at the half.

A scoreless third quarter led to a frenzy of activity in the fourth stanza. Schexnayder caught his second touchdown of the game on a 17-yard toss from Coussan with 8:57 remaining in the game. Pendergraft’s extra point gave the Cajuns a 19-14 lead.

The ensuing kickoff was fumbled by J. Thaxton into the end zone where Mike Courville recovered for a Cajuns touchdown. Pendergraft’s extra point was blocked again, giving Louisiana a 25-14 lead.

TSU traveled 55 yards on seven plays in 2:45 culminating in a three-yard touchdown scramble by Joe Gilliam. Albert Davis was cut down on the try for two, keeping the score 25-20 in favor of the Cajuns.

Coussan’s seventh interception of the game led to a short touchdown run by Davis with 3:22 remaining in the game. The Cajuns comeback hopes were dashed when Tom Hauser’s pass was intercepted by Donald Pinson, his fifth pick of the game and TSU’s eighth.

SCORING

First Quarter

TSU - Coleman 18 yd pass from Gilliam (Reese kick), 1:58
TSU - Reese 63 yd pass from Gilliam (Reese kick), 0:30

Second Quarter

LA - Schexnayder 7 yd pass from Coussan (PAT Blocked) 11:38
LA - Gill 4 yd run (Coussan pass failed), 7:52

Fourth Quarter

LA - Schexnayder 17 yd pass from Coussan (Pendergraft kick), 8:57
LA - Courville fumble recovery in end zone (PAT blocked), 8:57
TSU - Gilliam 3 yd run (Albert Davis run failed), 6:12
TSU - Albert Davis 5 yd run (Gilliam pass failed), 3:22

RUSHING:

LA - Gill 22-44, English 4-14, Haik 2-8, Dupre 1-4, Coussan 12-(-48)

PASSING:

LA - Coussan 10-31-7-107; Hauser 0-1-1-0.

RECEIVING:

LA - Schexnayder 3-48, Hauser 2-33, Michel 1-15, Dupre 1-13, English 1-1, Gill 2-(-3).

	LA	TSU
First Downs	13	16
Rushes-Yards (Net)	41-22	35-(-1)
Passing-Yards (Net)	10/31-106	19/37-302
Total Offense (Plays-Yards)	72-128	72-301
Punt Returns-Yards	1-9	4-53
Kick Returns-Yards	7-158	3-46
Punts-Average	7-35.1	5-34.6
Fumbles-Lost	5-1	7-4
Penalties-Yards	8-84	18-149



LOUISIANA BOWL HISTORY

2012 R+L Carriers New Orleans Bowl

Louisiana 43, ECU 34
December 22, 2012 | New Orleans, La. | Att.: 48,828

FINAL SCORE	1	2	3	4	F
Louisiana	3	7	7	7	24
East Carolina	0	0	7	0	7

NEW ORLEANS – Terrance Broadway accounted for 424 yards of total offense as Louisiana repeated as R+L Carriers New Orleans Bowl champions with a 43-34 victory over East Carolina before a bowl record crowd of 48,828 at the Mercedes-Benz Superdome.

Broadway, who completed 21-of-32 passes for 316 yards and a touchdown and had 15 rushes for 108 yards, was named New Orleans Bowl MVP.

The Cajuns jumped out to a 14-0 lead early in the second quarter when Broadway and Harry Peoples scored on runs of 12 and 10 yards, respectively.

ECU answered with the first of two Reggie Bullock TD runs, a five-yard scamper at the 12:48 mark.

Alonzo Harris scored on touchdown runs of six and 68 yards to extend the lead to 28-7 with 7:05 left.

A pair of ECU touchdowns just 13 seconds apart closed the gap to 28-21 before Baer closed the half with a 50-yard field goal as time expired.

The Pirates ran off 10 straight points to tie the game in the third quarter, the last seven coming on a 13-yard run by Bullock with 5:57 left.

The Cajuns answered quickly as Javone Lawson made an acrobatic grab of a 14-yard pass from Broadway with 3:07 left. Baer's extra-point was blocked as Louisiana led, 37-31.

ECU closed to within 37-34 on Warren Harvey's second field goal of the day, a 26-yard effort with 13:36 left, but the Cajuns defense stiffened, holding the Pirates scoreless in their final three possessions to secure the win.

SCORING

First Quarter

LA - Terrance Broadway 12-yard run (Brett Baer kick), 8:10

Second Quarter

LA - Harry Peoples 10-yard run (Baer kick), 6:33
ECU - Reggie Bullock 5-yard run (Harvey kick), 12:48
LA - Alonzo Harris 6-yard run (Baer kick), 11:07
LA - Harris 68-yard run (Baer kick), 7:05
ECU - J. Hardy 19-yard pass from S. Carden (Harvey kick), 3:09
ECU - D. Webster 16-yard pass from Carden (Harvey kick), 2:56
LA - Baer 50-yard field goal, 0:00

Third Quarter

ECU - Harvey 45-yard field goal, 9:46
ECU - Bullock 13-yard run (Harvey kick), 5:57
LA - J. Lawson 14-yard pass from Broadway (PAT blocked), 3:07

Fourth Quarter

ECU - Harvey 26-yard field goal, 13:36
LA - Baer 25-yard field goal, 3:11
LA - Baer 39-yard field goal, 0:10

RUSHING:

LA - Harris 21-120, 2; Broadway 15-108, 1; Gautier 1-16; Peoples 1-10; Pierce 2-10; Reed 2-3

PASSING:

LA - Broadway 32-21-1, 316, 1; Gautier 2-1-0, 8, 0; Peoples 1-0-0

RECEIVING:

LA - Robinson 6-116, 1; Lawson 4-71, 1; Peoples 3-43; Thompson 3-27; Brown 2-30; Reed 1-16; Surgent 1-10; Maxwell 1-7; Butler 1-4

	ECU	LA
First downs	24	25
Rushes-yards	30-143	42-267
Passing yards	278	324
Return yards	96	159
Passing A-C-I	43-25-1	35-22-1
Punts-Yds.-Avg.	6-278-46.3	5-212-42.4
Fumbles-Lost	1-0	1-1
Penalties-Yards	0-0	4-50
Time of Possession	27:17	32:43



LOUISIANA BOWL HISTORY

2014 R+L Carriers New Orleans Bowl

Louisiana 16, Nevada 3
December 20, 2014 | New Orleans, La. | Att.: 34,014

FINAL SCORE	1	2	3	4	F
Nevada	0	3	0	0	3
Louisiana	10	0	0	6	16

NEW ORLEANS – The old adage, ‘Defense Wins Championships’ was on display in the 14th annual R+L Carriers New Orleans Bowl at the Mercedes-Benz Superdome as the Louisiana Ragin’ Cajuns held Nevada in check all game, dominating defensively in a 16-3 win.

The three points allowed by Louisiana set a school bowl record, as well as the New Orleans Bowl-record. Nevada’s high-flying offense had not been held without a touchdown since a 35-0 loss at Notre Dame on Sept. 5, 2009.

Terrance Broadway finished 26-of-31 passing for 227 yards and was named MVP, becoming the first two-time MVP in New Orleans Bowl history. He completed his first 14 passes setting the record for the most consecutive completions to start a game in NCAA Division I bowl history.

Wolfpack quarterback Cody Fajardo, who entered the game averaging 281 yards of total offense per game, was held to 173 yards.

The Cajuns scored on the game’s opening possession, driving 77 yards in eight plays. Broadway connected on a 17-yard touchdown pass to C.J. Bates at 11:26 for what proved to be all the offense his team would need.

Hunter Stover put the Cajuns up 10-0 late in the first quarter with a 46-yard field – the longest of his collegiate career.

After a defensive stop and a short punt by Daniel Cadona, Nevada (7-6) took over at the UL 26-yard line. A 21-yard field goal by Brent Zuzo trimmed the Louisiana lead to 10-3 with 2:42 remaining in the first half.

After a scoreless third quarter, Stover tacked on a 30-yard and 35-yard field goal in the fourth quarter. His final make provided a 16-3 lead with 4:46 remaining in the game.

Any chance a late rally by the Wolfpack was halted on the ensuing possession. After a first down at the Nevada 39, Darzil Washington sacked Fajadro for a loss of six yards which led to a failed fourth down conversion at 3:48.

SCORING

First Quarter

LA - Bates 17-yd pass from T. Broadway (Stover kick), 11:26
LA - Stover 46-yd field goal, 2:55

Second Quarter

NEV - Brent Zuzo 21-yd field goal, 2:42

Fourth Quarter

LA - Stover 30-yd field goal, 11:51
LA - Stover 35-yd field goal, 4:46

RUSHING:

LA - McGuire 16-99; Harris 13-70; Broadway 13-7; Reed 1-8.

PASSING:

LA - Broadway 26-31-1-227.

RECEIVING:

LA - McGuire 5-54; Butler 8-53; Fuselier 6-50; Pettis 3-30; Riles 3-23; Bates 1-17.

	NEV	LA
First downs	13	26
Rushes-yards	28-89	43-184
Passing yards	124	227
Return yards	0	16
Passing A-C-I	14-29-0	26-31-0
Punts-Yds.-Avg.	5-210-42.0	3-106-35.3
Fumbles-Lost	1-1	1-1
Penalties-Yards	1-5	1-15
Time of Possession	23:06	36:54



LOUISIANA BOWL HISTORY

2016 R+L Carriers New Orleans Bowl

Southern Miss 28, Louisiana 21
December 17, 2016 | New Orleans, La. | Att.: 35,061

FINAL SCORE	1	2	3	4	F
Southern Miss	14	0	7	7	28
Louisiana	7	7	0	7	21

NEW ORLEANS – Southern Miss used a pair of quick-scoring drives to grab the lead early and managed to hold the Louisiana Ragin’ Cajuns in check in claiming a 28-21 win on Saturday in the 2016 R+L Carriers New Orleans Bowl at the Mercedes-Benz Superdome.

The Ragin’ Cajuns fell in a New Orleans Bowl contest for the first time in five appearances.

A forced fumble by Tre’maine Lightfoot on a sack of Nick Mullens at 7:58 in the second quarter led to a 12-yard rushing touchdown from Dion Ray that brought Louisiana (6-7) into a 14-all tie.

Southern Miss recaptured the lead four minutes into the second half when Mullens connected with Allenzae Stagers for a five-yard touchdown pass at 10:42 of the third quarter.

Louisiana collected three first downs on the ensuing possession in an attempt to score an equalizer, but the Golden Eagles defense came up with a fourth down stop at the USM 32.

USM’s lead returned to two scores on a 14-play, 83-yard drive that bridged the third and fourth quarters. Smith ripped off runs of 24 and 13 yards to bring the Golden Eagles into a first-and-goal situation before plunging in from one yard out with 12:26 remaining to return the lead to two scores at 28-14.

The Ragin’ Cajuns battled back once more, using a Travis Crawford 53-yard interception return to set up an Anthony Jennings touchdown rush with 5:05 left to play that trimmed the USM lead to 28-21.

The defense would return the ball to the offense holding the Golden Eagles on third down at the USM 46. Elijah McGuire converted on fourth down for a first down at the UL 49 with 30 seconds showing, but a nine-yard sack put Louisiana into a second-and-long that proved too much to dig out of.

SCORING

First Quarter

USM - I. Smith 11 yd run (Shaunfield, P. kick), 9:39
USM - I. Smith 6 yd pass from Mullens (Shaunfield kick), 7:17
LA - Jennings 4 yd run (Artigue kick), 3:15

Second Quarter

LA - Ray 12 yd run (Artigue kick), 7:28

Third Quarter

USM - Stagers 5 yd pass from Mullens (Shaunfield kick), 10:42

Fourth Quarter

USM - I. Smith 1 yd run (Shaunfield kick) 12:26
LA - A. Jennings 3 yd run (Artigue kick) 5:10

RUSHING:

LA - McGuire 17-99; Jennings 20-19; Wright 2-17; Ray 4-11; Riles 2-7; Davis 1-4; Hoggins 1-0.

PASSING:

LA - Jennings 8-20-0-95; Riles 0-1-0-0; Ray 0-1-0-0.

RECEIVING:

LA - Riles 5-64; Bradley 1-12; Barnes 1-12; McGuire 1-7.

	USM	LA
First downs	22	21
Rushes-yards	32-135	47-157
Passing yards	346	95
Return yards	23	147
Passing A-C-I	42-25-1	22-8-1
Punts-Yds.-Avg.	4-171-42.8	6-250-41.7
Fumbles-Lost	2-1	0-0
Penalties-Yards	13-131	6-57
Time of Possession	30:34	29:26



LOUISIANA BOWL HISTORY

2018 AutoNation Cure Bowl

Tulane 41, Louisiana 24
December 15, 2018 | Orlando, Fla. | Att.: 19,066

FINAL SCORE	1	2	3	4	F
Tulane	21	3	3	14	41
Louisiana	7	3	7	7	24

ORLANDO - Louisiana Football pulled within one score of Tulane in the fourth quarter, but could not overcome a deficit created by 24 unanswered first-half points from the Green Wave, who went on to defeat the Ragin' Cajuns, 41-24, in Orlando, on Saturday afternoon.

The Ragin' Cajuns found themselves down just 27-24 with 10:16 to play in the game, but two touchdowns by the Green Wave in the span of 43 seconds with under four minutes remaining in the ball game proved to be the difference.

Louisiana jumped ahead early, marching 37 yards in five plays before Calais broke free down the left side of the field for 38 yards to give the Ragin' Cajuns a 7-0 lead 2:35 into the contest. It was all Tulane for the remainder of the opening quarter after the Green Wave scored 21 unanswered points to take a 14-point advantage after 15 minutes of play.

The defense came up with a big stop late in the first half when Trahan picked off Tulane's Justin McMillan, Trahan's first interception of the season, and returned it 63 yards to set up the Ragin' Cajuns at the Tulane 37. From there, the offense gained 13 yards to set up a 43-yard field goal for senior kicker Kyle Pfau, which he hit to pull Louisiana within 14 points, 24-10, at halftime.

Following a big fourth-down stop on Tulane's opening drive, the Louisiana offense took over and got going early when Nunez hit Bradley for 26 yards to move into Green Wave territory. Four plays later, sophomore running back Elijah Mitchell found the end zone for the 13th time this season, scoring from three yards out to pull the Cajuns within 24-17.

After Tulane answered with a 26-yard field goal to go ahead 27-17 with 2:58 in the third quarter, Louisiana scored the opening touchdown of the fourth quarter when Nunez connected with junior wide receiver Jarrod Jackson, who overpowered his defender to haul in the 13-yard pass, to cut the Green Wave lead to 27-24 with 10:16 remaining on the clock.

Darius Bradwell extended Tulane's lead back to 10 points, 34-24, with 3:49 to play in the game when he scored his second touchdown of the game for the Green Wave from four yards out. McMillan secured the game 43 seconds later for Tulane with a 16-yard rushing score to secure the 41-24 victory.

SCORING

First Quarter

LA - Calais 38 yd run (Pfau kick), 12:25
 TLN - Bradwell 15 yd run (Glover kick), 9:49
 TLN - Encalade 38 yd pass from McMillan (Glover kick), 5:21
 TLN - Jones 1 yd run (Glover kick), 0:48

Second Quarter

TLN - Glover 38 yd field goal, 10:14
 LA - Pfau 43 yd field goal, 0:00

Third Quarter

LA - Mitchell 3 yd run (Pfau kick), 9:46
 TLN - Glover 26 yd field goal, 2:58

Fourth Quarter

LA - J. Jackson 13 yd pass from Nunez (Pfau kick), 10:16
 TLN - Bradwell 4 yd run (Glover kick), 3:49
 TLN - McMillan 16 yd run (Glover kick), 3:06

RUSHING:

LA - Calais 3-41, Ragas 10-40, Mitchell 6-26, Lewis 2--5, Nunez 9--18

PASSING:

LA - Nunez 8-17-1-136, Lewis 3-7-0-38

RECEIVING:

LA - Malone 3-59, Bradley 2-51, Barnes 3-29, Ragas 1-15, Jackson 1-13-1, Mitchell 1-7

	TLN	LA
First downs	28	11
Rushes-yards	68-337	30-84
Passing yards	145	174
Return yards	79	102
Passing A-C-I	11-18-1	11-25-1
Punts-Yds.-Avg.	2-83-41.5	7-281-40.1
Fumbles-Lost	1-1	0-0
Penalties-Yards	1-5	1-15
Time of Possession	40:31	19:29



LOUISIANA BOWL HISTORY

2019 LendingTree Bowl

Louisiana 27, Miami (Ohio) 17
January 6, 2019 | Mobile, Ala. | Att.: 29,212

FINAL SCORE	1	2	3	4	F
Louisiana	0	10	14	3	27
Miami (Ohio)	0	7	3	7	17

MOBILE, Ala. – Behind a record-setting performance by quarterback Levi Lewis and timely defensive stops, Louisiana earned its first victory in a bowl game since the 2014 R+L Carriers New Orleans Bowl when it defeated Miami (Ohio), 27-17, in the LendingTree Bowl on Monday night.

Louisiana (11-3, 7-1 SBC) wrapped up its historic 2019 season with 11 wins, a Sun Belt West Division title, numerous school records broken and the team's first win in a bowl game outside of the state of Louisiana since it defeated Arkansas A&M, 24-7, in the 1944 Oil Bowl in Houston.

After a scoreless first quarter, Miami (Ohio) struck first with 10:25 showing on the game clock when Jaylon Bester rushed in from five yards out to put the Redhawks ahead 7-0. Four minutes later, Artigue booted through a 33-yard field goal to put the Ragin' Cajuns on the board.

Mitchell gave Louisiana its first lead with 65 seconds left in the first half when he powered his way into the end zone from two yards out, sending the Ragin' Cajuns into halftime with a 10-7 lead.

Louisiana got off to an electric start to open the second half, capping off a nine-play, 70-yard drive with a nine-yard touchdown pass from Lewis to Bradley to push the lead to 17-7 with 10:51 on the clock.

After Miami (Ohio) (8-6) connected on a 39-yard field goal, Louisiana found the end zone once again when Bradley hauled in his second touchdown of the night on third down from 12-yards out to go up, 24-10.

The Redhawks made some noise early in the fourth quarter when Bester scored his second touchdown to highlight a 77-yard drive and cut the deficit to one score. Artigue answered in a big way with a 38-yard boot to push the lead back to 27-17.

Needing a big stop in a big moment, Louisiana's defense buckled down on the goal line and forced a turnover on downs to seal the 27-17 bowl victory.

SCORING

Second Quarter

MIAMI - Bester 5 yd run (Sloman kick), 10:25
LA - Artigue 33 yd field goal, 6:32
LA - Mitchell 2 yd run (Artigue kick), 1:05

Third Quarter

LA - Bradley 9 yd pass from Lewis (Artigue kick), 10:51
MIAMI - Sloman 39 yd field goal, 5:18
LA - Bradley 12 yd pass from Lewis (Artigue kick), 2:26

Fourth Quarter

MIAMI - Bester 1 yd run (Sloman kick), 11:35
LA - Artigue 38 yd field goal, 4:35

RUSHING:

LA - Lewis 8-62, Mitchell 11-55, Ragas 7-24, Calais 3 - -5

PASSING:

LA - Lewis 19-26-2-246

RECEIVING:

LA - Bradley 7-88-2, Gossett 2-79, Williams 3-40, Bell 2-28, LeBlanc 1-8

	LA	MIAMI
First downs	18	22
Rushes - Yards	34-160	37-146
Passes - Yards	26-246	31-248
Passing A-C-TD-I	19-26-2-0	22-31-0-0
Fumbles-Lost	0-0	0-0
Penalties-Yards	9-53	3-23
Time of Possession	28:17	31:43



LOUISIANA BOWL HISTORY

2020 SERVPRO First Responder Bowl

Louisiana 31, UTSA 24
December 26, 2020 | Dallas, Texas | Att.: 3,512

FINAL SCORE	1	2	3	4	F
Louisiana	7	10	7	7	31
UTSA	0	7	14	3	24

DALLAS – For the second consecutive season, Louisiana Football emerged victorious in its bowl game after it defeated UTSA, 31-24, to claim the 2020 SERVPRO First Responder Bowl title on Saturday afternoon at Gerald J. Ford Stadium.

Powered by a stellar performance from the game’s Most Valuable Player, Elijah Mitchell, the No. 19-ranked Ragin’ Cajuns (10-1, 7-1 Sun Belt) locked up their second-straight 10-win season.

Louisiana opened the scoring on Saturday when Lewis found Williams for the 15-yard score to cap off an eight-play, 68-yard drive on its opening possession. After Kenneth Almendares added a field goal, UTSA answered when Frank Harris scored from 11 yards out with 4:33 remaining in the half.

Lewis led the Ragin’ Cajuns down the field right before the break, slinging a pass to Lacy in the back of the end zone to put Louisiana up 17-7 at halftime.

It was a dream start to the second half when Gardner scooped up a UTSA fumble, setting up the offense on the Roadrunner three yard line. Mitchell answered on the first play, pounding his way into the end zone from three yards out to extend the lead to 24-7.

UTSA took advantage of turnover and a costly Louisiana penalty on back-to-back drives, scoring two passing touchdowns to pull within 24-21 with 4:09 to play in the third quarter.

After the Roadrunners tied things up with a 20-yard field goal, the Ragin’ Cajuns put together a 12-play, 72-yard drive that was capped off by a powerful one-yard touchdown run by Ragas to push Louisiana back in front 31-24.

Louisiana’s defense came up big at the end of the contest, making a critical stop on fourth down to turn the ball back over to the offense, which successfully milked the clock to secure the SERVPRO First Responder Bowl title.

SCORING

First Quarter

LA - Williams 15 yd pass from Lewis (Almendares kick), 10:43

Second Quarter

LA - Almendares 31 yd field goal, 8:27

UTSA - Harris 11 yd run (Duplessis kick), 4:33

LA - Lacy 10 yd pass from Lewis (Almendares kick), 1:21

Third Quarter

LA - Mitchell 3 yd run (Almendares kick), 14:19

UTSA - Franklin 29 yd pass from Harris (Duplessis kick), 10:14

UTSA - Cephus 10 yd pass from Harris (Duplessis kick), 4:09

Fourth Quarter

UTSA - Duplessis 20 yd field goal, 13:32

LA - Ragas 1 yd run (Almendares kick), 7:16

RUSHING:

LA - Mitchell 19-127, Ragas 14-98, Lewis 7-25, Smith 3-18

PASSING:

LA - Lewis 12-22-146-2

RECEIVING:

LA - Mitchell 2-45, Lacy 4-38-1, Smith 3-32, Williams 1-15
Gossett 1-14, Johnson 1-2

	LA	UTSA
First downs	23	27
Rushes - Yards	46-276	44-249
Passes - Yards	12-146	31-248
Passing A-C-TD-I	19-26-2-0	22-31-0-0
Fumbles-Lost	0-0	0-0
Penalties-Yards	9-53	3-23
Time of Possession	28:17	31:43



LOUISIANA BOWL HISTORY

2021 R+L Carriers New Orleans Bowl

Louisiana 36, Marshall 21
December 18, 2021 | New Orleans, La. | Att.: 21,642

FINAL SCORE	1	2	3	4	F
Louisiana	10	6	0	20	36
Marshall	7	7	7	0	21

NEW ORLEANS – As one era of Louisiana Ragin' Cajuns football came to an end, another one started off with an impressive overall performance.

In the debut for head coach Michael Desormeaux, Louisiana (No. 16 Associated Press, No. 17 USA Today/AFCA Coaches Poll, No. 23 CFP) won its 13th consecutive game since an Sept. 4 loss at Texas. The 36-year-old Desormeaux joined his predecessor, Billy Napier (2018), and Sam Robertson (1980) as the only Louisiana coaches in the Division I era to win in his debut.

Emani Bailey scored on runs of 4 and 2 yards in the fourth quarter while New Orleans native Montrell Johnson added a 3-yard run as Louisiana (13-1) overcame a 21-16 deficit in its first-ever matchup against Marshall (7-6).

Louisiana scored on its first two possessions to take a 10-0 first-quarter lead as Lewis engineered a 13-play, 81-yard drive on the opening possession with a 9-yard scoring pass to Kyren Lacy before Nate Snyder booted a 42-yard field goal.

Marshall, making its New Orleans Bowl debut and the 21st different school to play in the event, used the legs of running back Rasheen Ali to take a 14-10 lead in the second quarter. Ali, who rushed for 160 yards on 20 carries, scored on a 63-yard run late in the first quarter before giving the Herd a 14-10 lead with his 14-yard TD run around the right side with 10:32 remaining in the half.

Louisiana got a 25-yard field goal from Snyder with 1:28 left in the half to cut Marshall's lead to 14-13 before Bralen Trahan's interception helped the Ragin' Cajuns take a 16-14 lead when Snyder kicked his third field goal of the game – a 24-yarder – at the first-half buzzer.

Ali scored his third TD of the game on a 9-yard run up the middle to cap a 13-play, 63-yard drive and give Marshall a 21-16 lead.

Lewis connected with Michael Jefferson on a 48-yard strike on third-and-13 to the Marshall 12 before Bailey capped the 8-play drive with a 4-yard TD run with 8:20 remaining. The Ragin' Cajuns defense forced a three-and-out on Marshall's next possession and immediately drove 73 yards in six plays as Johnson scored on a 3-yard run to put Louisiana ahead, 29-21. Lewis and Jefferson connected on a 54-yard pass to the Marshall 17 – the only pass thrown by Lewis on the drive. Another three-and-out by the Thundering Herd led to a 6-play, 52-yard for Louisiana as Bailey scored his second TD of the night – a 2-yard run with 1:41 left.

Bailey led a trio of rushers who had 10 or more carries with 94 yards on 17 attempts. Lewis added 74 yards on 12 carries, including a 55-yard run that set up Snyder's second field goal of the game. Johnson added 54 yards on 19 carries as Louisiana recorded 498 yards of total offense including 220 on the ground.

Jefferson posted 108 yards on three receptions for Louisiana while Jacob Bernard, who had three receptions for 25 yards entering the game, caught a pair of passes for 59 yards highlighted by a career-long 42-yard grab late in the second quarter.

SCORING

First Quarter

LA - Lacy 15 yd pass from Lewis (Snyder kick), 9:26
LA - Snyder 42 yd field goal, 1:29
MAR - Ali 63 yd run (Ciucci kick), :50

Second Quarter

MAR - Ali 14 yd run (Ciucci kick), 10:32
LA - Snyder 25 yd field goal, 1:28
LA - Snyder 24 yd field goal, :00

Third Quarter

MAR - Ali 9 yd run (Ciucci kick), 1:01

Fourth Quarter

LA - Bailey 4 yd run (Lewis pass failed), 8:20
LA - Johnson 3 yd run (Snyder kick), 3:54
LA - Bailey 2 yd run (Snyder kick), 1:41

RUSHING:

LA - Bailey 17-94-2 TD, Johnson 19-54-1 TD

PASSING:

LA - Lewis 19-31-270-1 TD

RECEIVING:

LA - Jefferson 3-108, Bernard 2-59, Stephens 3-30, Fleming 4-27

	LA	MAR
First downs	23	13
Rushes - Yards	51-220	30-187
Passes - Yards	20-278	15-99
Passing C-A-TD-I	20-32-2-0	15-26-1-1
Fumbles-Lost	0-0	0-0
Penalties-Yards	6-50	9-80
Time of Possession	37:26	22:34



LOUISIANA BOWL HISTORY

2022 Radiance Technologies Independence Bowl

Houston 23, Louisiana 16
December 23, 2022 | Shreveport, La. | Att.: 23,410

FINAL SCORE	1	2	3	4	F
Louisiana	7	9	0	0	16
Houston	0	6	7	10	23

SHREVEPORT - Clayton Tune's 12-yard scoring pass to Nathaniel Dell with 20 seconds remaining capped a 17-point rally and lifted Houston to a 23-16 win over the Louisiana Ragin' Cajuns on Friday at Independence Stadium.

Houston (8-5) rallied from a 16-6 deficit at halftime as it capitalized on a pair of Louisiana (6-7) fumbles to earn the win in the first appearance in the Independence Bowl for both teams.

Louisiana struck first as it drove 75 yards in 15 plays with Johnny Lumpkin capping the drive with an acrobatic 4-yard scoring pass from Fields. Kenneth Almendares converted on a pair of 42-yard field goals to give the Ragin' Cajuns a 13-0 lead in the second quarter before his 32-yard boot just before the half gave Louisiana a 16-6 lead.

After Houston tied the game at 16-16 on Kyle Ramsey's 19-yard field goal, Zeon Chriss would help Louisiana drive down the field on its next possession. The freshman connected with Neal Johnson on a 9-yard gain on fourth-and-1 at the UH 43 before scrambling 25 yards to the UH 9 on the following play.

The Cougars would drive 92 yards in seven plays with Tune finding KeSean Carter for a 41-yard gain on first-and-30 at the UH 21. Ta'Zawn Henry gained 11 yards to the UL 27 before fumbling on the following play with Houston recovering at the UL 27.

Tune, who gained 45 yards on the ground, scrambled 15 yards to the UL 12 before finding Dell two plays later for the go-ahead score.

Fields finished 17-for-25 for 169 yards and a touchdown for Louisiana with Lance Legendre catching five passes for 56 yards. Chris Smith led Louisiana on the ground with 48 yards on 14 carries while Kam Pedescleaux, Kris Moncrief and Jourdan Quibodeaux each tallied seven tackles.

Almendares' three field goals extended his streak of consecutive field goals made to 12. Louisiana finished with 323 yards of total offense with 129 on the ground and 194 through the air.

SCORING

First Quarter

LA - Lumpkin 4 pass from Fields (Almendares kick), 7:39

Second Quarter

LA - FG Almendares 42, 9:35

LA - FG Almendares 42, 7:05

HOU - Carter 33 pass from Tune (kick missed), 3:00

LA - FG Almendares 32, :02

Third Quarter

HOU - Dell 2 pass from Tune (Ramsey kick), 9:21

Fourth Quarter

HOU - FG Ramsey 19, 13:40

HOU - Dell 12 pass from Tune (Ramsey kick), :20

RUSHING:

LA - Smith 14-48, Fields 6-32, Chriss 4-26, Washington 3-11, Williams 5-8, LeBlanc 1-4.

PASSING:

LA - Fields 17-25-0 169, Chriss 4-6-1 25.

RECEIVING:

LA - LeGendre 5-56, Stephens 3-47, Johnson 3-19, Rogers 2-21, Migl 2-15, Lumpkin 2-14, Williams 2-3, Cambre 1-15, Smith 1-4, LeBlanc 2-0.

	LA	HOU
First downs	21	22
Rushes-yards	33-129	38-134
Passing yards	194	229
Passing A-C-I	21-31-1	18-27-0
Punts-Yds.-Avg.	3-88-29.3	3-100-33.3
Fumbles-Lost	3-2	1-0
Penalties-Yards	5-64	7-61
Time of Possession	27:57	32:03



LOUISIANA BOWL HISTORY

2023 R+L Carriers New Orleans Bowl

Jacksonville State 37, Louisiana 34 (ot)
December 16, 2023 | New Orleans, La. | Att.: 14,485

FINAL SCORE	1	2	3	4	OT	F
Jacksonville State	7	7	10	7	3	34
Louisiana	7	7	7	10	0	31

NEW ORLEANS – Garrison Rippa booted a 27-yard field goal in overtime and Jacksonville State earned a 34-31 win over the Louisiana Ragin' Cajuns in the 23rd annual R+L Carriers New Orleans Bowl on Saturday at the Caesars Superdome.

Zion Webb connected with Perry Carter on an 18-yard TD with 1:46 remaining in regulation before Jacksonville State (9-4) capped off its inaugural bowl appearance on Rippa's game-winning boot.

Louisiana (6-7) scored three defensive touchdowns – one off the NCAA single-game record – and Chandler Fields scored on a 1-yard run in the third quarter to give the Ragin' Cajuns a 21-17 lead.

Jalen Clark scored a pair of TDs on defense for Louisiana, beginning with his 46-yard fumble recovery for a touchdown less than two minutes into the game. The sophomore safety, one of three New Orleans natives to score for the Ragin' Cajuns, added his second TD of the day when he picked off a Webb pass late in the second quarter and returned it 16 yards for a touchdown and a 14-7 lead with 4:22 left.

Ron Wiggins, named the game's Most Valuable Player after rushing for 126 yards on 27 carries, sent the Gamecocks into the locker room tied at 14-all after scoring on a 7-yard run with 23 seconds remaining in the half.

Rippa added a 22-yard field goal for JSU to cap a 16-play, 72-yard drive to give the Gamecocks a 17-14 lead in the third quarter before Chandler Fields would score on a 1-yard rush off the right side to give Louisiana a 21-17 lead with 5:47 remaining in the period.

Logan Smothers gave the Gamecocks a 24-21 on his 10-yard with 2:53 remaining in the third quarter before Kenneth Almendares knotted the game with a 33-yard field goal with 14:02 remaining.

Louisiana reclaimed the lead with 5:32 left when Tyree Skipper picked off Smothers' pass and returned it 43 yards for a touchdown and a 31-24 lead.

The Gamecocks, who reeled off a bowl-record 109 plays in the contest, would respond to eventually send the game to overtime with an eight-play, 70-yard drive as Webb connected with Carter on fourth-and-3.

K.C. Ossai set a New Orleans Bowl record with 18 tackles in the game for Louisiana with Jasper Williams registering a career-high 12. Chandler Fields completed 13 of 26 passes for 155 yards for the Ragin' Cajuns with Dre'Lyn Washington gaining 73 yards on 16 carries.

SCORING

First Quarter

LA - Clark 46 fumble recovery (Almendares kick), 13:17
JSU - Fuller 1 run (Rippa kick), 3:06

Second Quarter

LA - Clark 16 interception return (Almendares kick), 4:22
JSU - Wiggins 7 run (Rippa kick), 0:23

Third Quarter

JSU - FG Rippa 22, 7:55
LA - Fields 1 run (Almendares kick), 5:47
JSU - Smothers 10 run (Rippa kick), 2:53

Fourth Quarter

LA - FG Almendares 33, 14:02
LA - Skipper 43 interception return (Almendares kick), 5:32
JSU - Carter 18 pass from Webb (Rippa kick); 1:46

Overtime

JSU - FG Rippa 27; 0:00

RUSHING:

LA - Bailey 17-94-2 TD, Johnson 19-54-1 TD

PASSING:

LA - Lewis 19-31-270-1 TD

RECEIVING:

LA - Jefferson 3-108, Bernard 2-59, Stephens 3-30, Fleming 4-27

	JSU	LA
First downs	31	14
Rushes - Yards	74-290	35-92
Passes - Yards	35-236	27-155
Passing C-A-TD-I	20-35-1-3	13-27-0-0
Fumbles-Lost	1-1	1-0
Penalties-Yards	2-20	4-22
Time of Possession	33:00	27:00



LOUISIANA BOWL HISTORY

2024 Isleta New Mexico Bowl

TCU 34, Louisiana 3

December 28, 2024 | Albuquerque, N.M. | Att.: 22,827

FINAL SCORE	1	2	3	4	F
Louisiana	0	0	0	3	3
TCU	14	13	7	0	34

ALBUQUERQUE, N.M. – Josh Hoover completed 20 of 32 passes for 252 yards and four touchdowns while TCU scored on its first four possessions and defeated Louisiana, 34-3, in the 19th annual Isleta New Mexico Bowl on Saturday at University Stadium.

Hoover tossed TD passes for Eric McAlister, JP Richardson, DJ Rogers and Blake Nowell as TCU (9-4) gained 367 yards of total offense while holding Louisiana (10-4) to 209 yards overall. The quarterback connected with Rogers on a 3-yard scoring pass on the Horned Frogs' opening drive before hitting McAlister in the back of the end zone for a 1-yard scoring pass for a 14-0 lead.

Kyle Lemmerman added field goals of 45 and 22 yards to give TCU a 20-0 lead in the second quarter before Hoover and Richardson connected on a 20-yard TD pass near the end of the half.

Louisiana, making its 14th bowl appearance in school history, missed on a scoring chance on its opening possession when Kenneth Almendares' 54-yard field goal attempt bounced off the right upright. The Ragin' Cajuns would get on the board in the fourth quarter when Almendares booted a 24-yard attempt.

Ben Wooldridge, who made his return to the lineup after suffering an upper body injury on Nov. 16, was limited to 7-for-20 through the air for 61 yards and an interception. Dalen Cambre, earning his first career start in his 64th career game, had a career-high three receptions for Louisiana with Zylan Perry rushing for a game-high 49 yards on 11 attempts.

Keyon Martin, Jordan Lawson and Tyrone Lewis led Louisiana with six tackles each with Lawson recording his first career interception in the third quarter. Antoine Baylis and Amir McDaniel each recorded sacks for the Ragin' Cajuns with Terrence Williams, Kyron Mims and K.C. Ossai recording five stops each.

SCORING

First Quarter

TCU - Rogers 3 pass from Hoover (Lemmermann kick), 10:11
 TCU - McAlister 1 pass from Hoover (Lemmermann kick), 2:23

Second Quarter

TCU - FG Lemmermann 45, 11:06
 TCU - FG Lemmermann 22, 5:34
 TCU - Richardson 20 pass from Hoover (Lemmermann kick), 0:57

Third Quarter

TCU - Nowell 20 pass from Hoover (Lemmermann kick), 9:26

Fourth Quarter

LA - FG Almendares 24, 12:05

RUSHING:

LA - Perry 11-49, Citizen 4-43, Davis 9-21, Winfield 5-19, Wooldridge 4-(-18).

PASSING:

LA - Wooldridge 7-20-1 61, Beale 3-4-1 28, Winfield 1-2-0 6.

RECEIVING:

LA - Cambre 3-24, Williams 2-10, Bernard 1-25, Davis 1-(-3), Legandre 1-12, Perry 1-6, Ward 1-9, Jensen 1-12.



	LA	TCU
First downs	13	20
Rushes - Yards	33-114	33-110
Passes - Yards	26-95	34-257
Passing C-A-TD-I	11-26-0-2	21-34-4-1
Fumbles-Lost	0-0	1-0
Penalties-Yards	6-60	5-45
Time of Possession	29:17	30:43



LOUISIANA BOWL HISTORY

2011 R+L Carriers New Orleans Bowl Attendance: 42,841 (Previous Bowl Game Record)

Individual Statistics

RUSHING: Harris 14-62; Gautier 9-22; McGuire 2-6; Lawson 1-1; Walker 1-0; Spikes 1-(-2).
 PASSING: Gautier 24-50-1-470-3; McGuire 1-1-0-22-0; Masson 0-1-0-0-0; Harris 0-1-0-0-0.
 RECEIVING: Lawson 9-193-2; Green 5-121-1; Peoples 5-50; Surgent 3-93; Bentley 1-22; Thompson 1-11; McGuire 1-2.

2013 R+L Carriers New Orleans Bowl Attendance: 54,728 (Current Bowl Game Record)

Individual Statistics

RUSHING: Harris 13-74; McGuire 11-45; Nixon 7-29; Broadway 14-21; Team 1-(-1).
 PASSING: Broadway 12-19-2-143; Nixon 2-2-0-14.
 RECEIVING: McGuire 7-94; Robinson 4-50; Surgent 2-2; Harris 1-11.

LOUISIANA BOWL RECORDS

TEAM RECORDS

Total Offense

Most Plays _____ 83 in 2021
 Most Yards _____ 591 in 2012

First Downs

First Downs, Total _____ 26 in 2014
 First Downs, Rushing _____ 15 in 2014
 First Downs, Passing _____ 15 in 2012
 First Downs, Penalty _____ 3 in 1970/2016

Rushing

Most Attempts _____ 51 in 2021
 Most Yards _____ 267 in 2012
 Most Touchdowns _____ 4 in 2012
 Fewest Attempts _____ 30 in 2018
 Fewest Yards _____ 22 in 1970
 Fewest Touchdowns _____ 0 in 2014/2022/2024

Passing

Most Attempts _____ 35 in 2012
 Most Completions _____ 26 in 2014
 Most Yards _____ 324 in 2012
 Most Touchdowns _____ 2 in 1970
 Most Interceptions _____ 7 in 1970
 Fewest Attempts _____ 18 in 2018
 Fewest Completions _____ 8 in 2016
 Fewest Yards _____ 95 in 2016/2024
 Fewest Interceptions _____ 0, last in 2023

Miscellaneous

Most Points _____ 43 in 2012
 Least Points _____ 3 in 2024
 Touchdowns _____ 5 in 2012
 Most Fumbles _____ 5 in 1970
 Most Fumbles Lost _____ 1 in 1970/2012/2014/2022
 Most Penalties _____ 8 in 1970
 Most Penalty Yards _____ 84 in 1970
 Most Interceptions Made _____ 3 in 2023
 Most Int. Return Yards _____ 82 in 2013
 Time of Possession _____ 36:54 in 2014
 Third Down Conversions. _____ .611 (11-18) in 2012
 Fourth Down Conversions _____ 1.000 (3-for-3) in 2022

INDIVIDUAL RECORDS

Scoring

Points (Game) _____ 13 by Brett Baer, 2012
 TDs (Game) _____ 2 by Jalen Clark, 2023
 _____ 2 by Ja'Marcus Bradley, 2019
 _____ 2 by Anthony Jennings, 2016
 _____ 2 by Alonzo Harris, 2012
 _____ 2 by Javone Lawson, 2011
 _____ 2 by Nelson Schexnayder, 1970
 Points (Career) _____ 27 by Kenneth Almendares, 2020-24

TDs (Career) _____ 3 by Elijah Mitchell, 2017-20

_____ 3 by Javone Lawson, 2011-12
 _____ 3 by Alonzo Harris, 2011-13

Kick Points (Game) _____ 13 by Brett Baer, 2012

Kick Points (Career) 27 by Kenneth Almendares, 2020-24

PAT Made (Game) _____ 4 by Brett Baer, 2012

_____ 4, Kenneth Almendares, 2023

PAT Att. (Game) _____ 5 by Brett Baer, 2012

PAT Made (Career) _____ 4 by Brett Baer, 2012

PAT Att. (Career) _____ 5 by Brett Baer, 2012

FGM (Game) _____ 3 by Kenny Almendares, 2022

_____ 3 by Nate Snyder, 2021

_____ 3 by Hunter Stover, 2014

_____ 3 by Brett Baer, 2012

FGA (Game) _____ 4 by Hunter Stover, 2014

FGM (Career) _____ 6 by Kenneth Almendares 2020-24

FGA (Career) _____ 8 by Kenneth Almendares, 2020-24

Passing

Attempts _____ 40 by Blaine Gautier, 2011

Completions _____ 26 by Terrance Broadway, 2014

Yards _____ 470 by Blaine Gautier, 2011

Touchdowns _____ 3 by Blaine Gautier, 2011

Interceptions _____ 7 by George Coussan, 1970

Longest Pass _____ 56 by Gautier to Surgent, 2011

Att. (Career) _____ 82 by Terrance Broadway, 2011-14

Comp. (Career) _____ 59 by Terrance Broadway, 2011-14

Yards (Career) _____ 686 by Terrance Broadway, 2011-14

Rushing

Attempts _____ 22 by Robert Gill, 1970

Yards _____ 127 by Elijah Mitchell, 2020

Touchdowns _____ 2 by Anthony Jennings, 2016

_____ 2 by Alonzo Harris, 2012

Longest Rush _____ 68 by Alonzo Harris, 2012

Attempts (Career) _____ 61 by Alonzo Harris, 2011-14

Yards (Career) _____ 306 by Alonzo Harris, 2011-14

TDs (Career) _____ 3 by Elijah Mitchell, 2017-2020

_____ 3 by Alonzo Harris, 2011-13

Receiving

Receptions _____ 9 by Javone Lawson, 2011

Yards _____ 193 by Javone Lawson, 2011

Touchdowns _____ 2 by Ja'Marcus Bradley, 2019

_____ 2 by Javone Lawson, 2011

Receptions (Career) _____ 13 by Javone Lawson, 2011-12

Yards (Career) _____ 264 by Javone Lawson, 2011-12

TDs (Career) _____ 3 by Javone Lawson, 2011-12

Total Offense

Most Plays _____ 59 by Blaine Gautier, 2011

Most Yards _____ 492 by Blaine Gautier, 2011

Plays (Career) _____ 124 by Terrance Broadway, 2011-14

Yds (Career) _____ 822 by Terrance Broadway, 2011-14

Total Defense

Total Tackles _____ 18 by K.C. Ossai, 2023

Solo Tackles _____ 11 by K.C. Ossai, 2023

Assisted Tackles _____ 7 by K.C. Ossai, 2023

_____ 7 by Lorenzo McCaskill, 2020

_____ 7 by Jemarious Moten, 2011

TFL _____ 2.5 by K.C. Ossai, 2023

TFL Yards _____ 19 by Darzil Washington, 2014

QB Sacks _____ 2 by Darzil Washington, 2014

QB Sack Yds _____ 19 by Darzil Washington, 2014

Interceptions _____ 2 by Sean Thomas, 2013

Interception Return Yards _____ 82 by Corey Trim, 2013

Long Interception Return _____ 82 by Corey Trim, 2013

Passes Defended _____ 3 by Melvin White, 2011

Punting

Punts _____ 9 by Thomas Leo, 2023

Punting Yards _____ 366 by Thomas Leo, 2023

Highest Average. _____ 45.2 by Rhys Byrns, 2019

Long Punt _____ 64 by Thomas Leo, 2023

Most Punts (Career) _____ 16 by Rhys Byrns, 2018-22

Most Yards (Career) _____ 623 by Rhys Byrns, 2018-22

Best Avg. (Career) _____ 41.0 by Brett Baer, 2011-12

Kickoff Returns

Returns _____ 7 by Darryl Surgent, 2012

Return Yards _____ 139 by Zylan Perry, 2023

Best Average _____ 27.8 by Zylan Perry, 2023

Longest Return _____ 38, by Zylan Perry, 2023

Punt Returns

Returns _____ 3 by Darryl Surgent, 2013

Return Yards _____ 92 by Darryl Surgent, 2011

Longest Return _____ 87 by Darryl Surgent, 2011

All-Purpose Yards

Most Yards _____ 283 by Darryl Surgent, 2011

_____ (93 Rec., 92 PR, 98 KOR)

Most Yards (Career) _____ 434 by Darryl Surgent, 2011-12

_____ (103 Rec., 104 PR, 227 KOR)



LOUISIANA RETIRED NUMBERS


1

BRIAN MITCHELL
QUARTERBACK
1986-89



14

BRANDON STOKLEY
WIDE RECEIVER
1995-98



5

CHARLES TILLMAN
DEFENSIVE BACK
1999-02



28

GLENN LAFLEUR
RUNNING BACK
LINEBACKER
1967-69



9

DAMON MASON
DEFENSIVE BACK
1994-96



32

TYRELL FENROY
RUNNING BACK
2005-08



12

JAKE DELHOMME
QUARTERBACK
1993-96



42

ORLANDO THOMAS
DEFENSIVE BACK
1991-94

