



QUINNIPIAC MEN'S BASKETBALL

2021-22 GAME NOTES

@/QU_MBB

/QU_MBB

/QUATHLETICS

QUINNIPIAC SCHEDULE/RESULTS

2021-22 SEASON
OVERALL: 13-16 (7-13 MAAC)

DATE OPPONENT TIME/SCORE

NOVEMBER (3-3)

9	at #21 Maryland	L, 83-69
12	Western New England	W, 103-52
15	Holy Cross	W, 76-68
20	Central Connecticut	W, 76-65
23	at New Hampshire	L, 84-69
28	Brown	L, 72-61

DECEMBER (4-1)

3	Saint Peter's *	L, 69-59
5	at Manhattan *	W, 90-73
8	at Dartmouth	W, 72-69
11	Maine	W, 73-47
22	at Penn State	Canceled
31	Niagara *	W, 77-68

JANUARY (4-4)

9	at Niagara *	L, 76-66
11	at Canisius *	L, 79-67
14	at Rider *	W, 77-70 (OT)
16	Fairfield *	W, 72-66
19	Rider *	W, 73-67
23	Iona *	L, 76-61
28	Marist *	W, 94-87
30	at Siena *	L, 85-76

FEBRUARY (1-6)

4	at Saint Peter's *	L, 83-74
6	Monmouth *	L, 76-63
9	at Fairfield *	W, 69-60
13	Manhattan *	L, 83-66
20	at Marist *	L, 67-66
24	Siena *	L, 78-71
27	Canisius *	L, 72-67

MARCH (0-2)

3	at Monmouth *	L, 75-72
5	at Iona *	L, 79-61

MAAC TOURNAMENT (1-0)

3/8	#6 Marist	W, 77-52
3/10	#3 Siena	7:00 PM

* - Metro Atlantic Athletic Conference Game

ALL TIMES EASTERN & SUBJECT TO CHANGE

GAME 30

3/10/22 | 7:00 PM | ATLANTIC CITY, NJ

MAAC TOURNAMENT: #11 QUINNIPIAC VS #3 SIENA

QUINNIPIAC BOBCATS

@QU_MBB

VS

SIENA SAINTS

@SienaMBB



2021-22 QUICK COMPARISON

13-16, 7-13 MAAC	RECORD	15-13, 12-8 MAAC
72.3	POINTS PER GAME	66.1
35.1	REBOUNDS PER GAME	32.8
43.2%	FIELD GOAL PCT.	42.9%
34.3%	3-POINT PCT.	35.3%



COACHING STAFF: QUINNIPIAC

HEAD COACH: BAKER DUNLEAVY

RECORD AT QUINNIPIAC: 65-80 (5TH YEAR)
ASSISTANTS: TOM PECORA, SHAUN MORRIS, DWAYNE LEE

COACHING STAFF: SIENA

HEAD COACH: CARMEN MACIARIELLO

RECORD AT IONA: 47-28 (3RD YEAR)
ASSISTANTS: BOBBY CASTAGNA, GREG FAHEY, MARCUS KING

QUINNIPIAC PROBABLE STARTERS (SUBJECT TO CHANGE)

STARTERS	HT.	WT.	CL.	HOMETOWN	PPG	APG	RPG
G 11 Dezi Jones	5-10	167	So.	Hannibal, Mo	11.6	3.0	3.0
G 2 Matt Balanc	6-4	195	R-Jr.	Silver Spring, Md.	14.6	0.5	4.4
G 1 Tymu Chenery	6-6	190	So.	Philadelphia, Pa.	8.4	0.7	3.4
F 25 Jacob Rigoni	6-6	215	Gr.	Adelaide, Australia	8.8	1.0	2.9
F 0 Kevin Marfo	6-9	245	Gr.	Bergenfield, N.J.	9.4	3.9	10.1

KEY RESERVES

BENCH	HT.	WT.	CL.	HOMETOWN	PPG	APG	RPG
G 5 Tyrese Williams	6-3	186	Sr.	Beacon, N.Y.	8.4	0.7	2.1
G 15 Luis Kortright	6-3	204	So.	Manhattan, N.Y.	3.3	1.2	2.0
F 20 Brendan McGuire	6-7	205	Jr.	Garden City, N.Y.	5.0	2.9	3.3
F 22 Elias King	6-9	218	Jr.	Sacramento, Calif.	1.1	0.2	0.9
F 23 JJ Riggins	6-6	245	R-So.	Philadelphia, Pa.	3.6	0.8	2.1

GAME INFORMATION

QU FACES SIENA IN MAAC QUARTERFINALS

• Quinnipiac men's basketball hits the floor for its second game of the MAAC Tournament on Thursday night, squaring off vs. Siena at 7:00 PM in the semifinal round.

MARFO, BALANC EARN ALL-MAAC STATUS

• Graduate student Kevin Marfo and redshirt junior Matt Balanc have both been named to the All-MAAC Third Team, as announced by the league office on Monday, March 7, 2022.

OPENING ROUND OUTBURST vs. MARIST

• Quinnipiac cruised to a 25-point victory in the opening round of the MAAC Tournament on Tuesday night, defeating Marist 77-52.
• Quinnipiac's number of made triples (17) ranks as the second-high total in a single game during MAAC Tournament history.
• Jacob Rigoni led the Bobcats with 26 points, going 7-of-11 from 3-point distance.
• Dezi Jones flirted with a triple double (20 points, 10 rebounds, 8 assists).

FOLLOW THE ACTION



QUICK FACTS

President..... Dr. Judy Olian
Dir. of Athletics..Greg Amodio
Location Hamden, Conn.
Nickname Bobcats
Enrollment.....10,000
Facility..People's United Center
Affiliation NCAA Division I
Conference..... MAAC

TEAM HISTORY

'21-22 RECORD: 13-16

'21-22 MAAC: 7-13

'21-22 HOME: 8-7

'21-22 AWAY: 4-9

'21-22 NEUTRAL: 1-0

ALL-TIME RECORD: 996-939

BEST START TO SEASON: 8-0 ('69-70)

LONGEST WIN STREAK: 12 ('79-80)

RECORD AT BURT KAHN COURT:

254-184 (.580) 1970-2008

RECORD AT PEOPLE'S UNITED CENTER:

128-89 (.598) 2007-Current

ROSTER BREAKDOWN

PLAYERS RETURNING: 10

NEWCOMERS: 4

REJOINING QU: 1 (MARFO)

FIRST YEAR: 3

SOPHOMORES: 4

JUNIORS: 4

SENIORS/GRADUATES: 4

NEW YORK: 5

PENNSYLVANIA: 3

CONNECTICUT: 2

AUSTRALIA: 1

CALIFORNIA: 1

MARYLAND: 1

MISSOURI: 1

NEW JERSEY: 1

>> Pronunciations

Quinnipiac - KWIN-uh-pee-ack

#1 Tymu Chenery - Ty-"MOO"Shin"-urry

#2 Matt Balanc - Rymes w/ "LeBlanc"

#3 Savion Lewis - "Say"-VEE-"on"

#4 Brody Limric - LIM-"rick"

#15 Luis Kortright - "LOU" - eee

#25 Jacob Rigoni - RIG-"oh"-knee"

2021-22 QUINNIPIAC MEN'S BASKETBALL ROSTER

>> Numerical Roster

No.	Name	Pos.	Cl.	Ht.	Wt.	Hometown / High School / Last School
0	Kevin Marfo	F	Gr.	6-9	245	Bergenfield, N.J. / Worcester Academy / Texas A&M
1	Tymu Chenery	G/F	So.	6-6	190	Philadelphia, Pa. / Episcopal HS
2	Matt Balanc	G	R-Jr.	6-4	195	Silver Spring, Md. / Springbrook HS
3	Savion Lewis	G	R-Jr.	6-1	175	Dix Hills, N.Y. / Half Hollow Hills East HS
4	Brody Limric	F	FY	6-9	200	Glastonbury, Conn. / East Catholic HS
5	Tyrese Williams	G	Sr.	6-3	186	Beacon, N.Y. / Cardinal Hayes HS
11	Dezi Jones	G	So.	5-10	167	Hannibal, Mo. / Hannibal HS / Moberly Area CC
12	Bernie Blunt	G	FY	6-0	175	Morgantown, Pa. / Peddie HS / Rocktop Academy
14	Quinn Guth	F	FY	6-2	185	Brookfield, Conn. / Kimball Union Academy
15	Luis Kortright	G	So.	6-3	204	Manhattan, N.Y. / St. Raymond HS
20	Brendan McGuire	G/F	Jr.	6-7	205	Garden City, N.Y. / Chaminade HS
22	Elias King	F	Jr.	6-9	218	Sacramento, Calif. / Jesuit HS / Santa Monica College
23	JJ Riggins	F	R-So.	6-6	245	Philadelphia, Pa. / Imhotep Institute Charter HS
25	Jacob Rigoni	F	Gr.	6-6	215	Adelaide, Australia / Mercedes College
53	Brendan Martin	G	Sr.	5-7	150	South Setauket, N.Y. / Ward Melville HS

>> Alphabetical Roster

No.	Name	Pos.	Cl.	Ht.	Wt.	Hometown / High School / Last School
2	Matt Balanc	G	R-Jr.	6-4	195	Silver Spring, Md. / Springbrook HS
12	Bernie Blunt	G	FY	6-0	175	Morgantown, Pa. / Peddie HS / Rocktop Academy
1	Tymu Chenery	G/F	So.	6-6	190	Philadelphia, Pa. / Episcopal HS
14	Quinn Guth	F	FY	6-2	185	Brookfield, Conn. / Kimball Union Academy
11	Dezi Jones	G	So.	5-10	167	Hannibal, Mo. / Hannibal HS / Moberly Area CC
22	Elias King	F	Jr.	6-9	218	Sacramento, Calif. / Jesuit HS / Santa Monica College
15	Luis Kortright	G	So.	6-3	204	Manhattan, N.Y. / St. Raymond HS
3	Savion Lewis	G	R-Jr.	6-1	175	Dix Hills, N.Y. / Half Hollow Hills East HS
4	Brody Limric	F	FY	6-9	200	Glastonbury, Conn. / East Catholic HS
0	Kevin Marfo	F	Gr.	6-9	245	Bergenfield, N.J. / Worcester Academy / Texas A&M
53	Brendan Martin	G	Sr.	5-7	150	South Setauket, N.Y. / Ward Melville HS
20	Brendan McGuire	G/F	Jr.	6-7	205	Garden City, N.Y. / Chaminade HS
23	JJ Riggins	F	R-So.	6-6	245	Philadelphia, Pa. / Imhotep Institute Charter HS
25	Jacob Rigoni	F	Gr.	6-6	215	Adelaide, Australia / Mercedes College
5	Tyrese Williams	G	Sr.	6-3	186	Beacon, N.Y. / Cardinal Hayes HS

>> Coaching Staff

Head Coach:

Baker Dunleavy (Villanova '06 • 5th Season)

Associate Head Coach:

Tom Pecora (Adelphi '83 • 5th Season)

Assistant Coach:

Shaun Morris (Lycoming '05 • 5th Season)

Assistant Coach:

Dwayne Lee (Saint Joseph's '06 • 3rd Season)

Director of Basketball Operations:

Ryan Harkins (Marist '14 • 5th Season)

MEDIA POLICIES

MEDIA CREDENTIALS

Quinnipiac's postgame interviews will take place in the press conference room at the People's United Center following all home games. The locker room is closed following the game. The SID of the visiting school will handle all interview request for the visiting coaches and players, and designate an interview area.

INTERVIEW REQUEST POLICY

All interview requests for Quinnipiac student-athletes, coaches and administrators should be made with the Quinnipiac Athletic Communications office. Please contact Nick Solari, Assistant Director of Athletic Communications, at (802) 681-3847 or by email at nicholas.solari@qu.edu



BAKER DUNLEAVY | HEAD COACH | 5TH SEASON | VILLANOVA '06

Baker Dunleavy – who was the associate head coach for a national-title winning team at Villanova in 2016 – will enter his fifth season at the helm of the Bobcats' program in 2021-22.

The Bobcats have earned a first round bye in the MAAC Tournament during two of Dunleavy's first four years with the program.

Dunleavy recently completed his fourth season as Head Coach at Quinnipiac. He helped guide the Bobcats to nine wins this past season, including an 8-5 record at the People's United Center in Hamden. Under Dunleavy's guidance in 2020-21, Quinnipiac won four of its last seven regular season MAAC games. The Bobcats ranked No. 8 nationally in defensive field goal percentage last season, as opponents shot just 39.0% from the field against QU. Quinnipiac also grabbed 28.32 defensive rebounds per game in 2020-21, which ranked best in the MAAC and No. 17 nationally.

Quinnipiac had three All-MAAC selections following the completion of the 2020-21 season. Under Dunleavy, senior Jacob Rigoni (11.8 PPG, 6.3 RPG) was named to the All-MAAC Second Team while Luis Kortright (10.3 PPG, 3.9 RPG, 2.7 APG) and Tymu Chenery (9.7 PPG, 3.8 RPG) both garnered All-Rookie honors.

Dunleavy was named head coach for Quinnipiac University's men's basketball program on March 28, 2017, becoming its seventh head coach in Quinnipiac's 67-year basketball history, and the third in its 19 years at the Division I level.

He has won 63 games over his first four-plus at Quinnipiac. Dunleavy led the Bobcats to the MAAC Semifinals in his first season in 2017-18, then guided Quinnipiac to a MAAC Tournament first round bye in both 2018-19 and 2019-20. Quinnipiac made a postseason appearance (CIT) for just the fifth time in program history during Dunleavy's second year in 2018-19.

Dunleavy has been consistently ranked among college basketball's top young head coaches. Dunleavy earned a spot on Seth Davis' "40 under 40" list published by The Athletic in October of 2020, and was also selected to ESPN's "40 under 40" in May of 2020.

Dunleavy joined the Bobcats after spending seven years on the men's basketball staff at Villanova University, where under Jay Wright, he helped the Wildcats capture the 2016 national championship with a 77-74 win over North Carolina. He began at Villanova as the director of basketball operations in 2010, before being elevated to assistant coach in 2012 and to the associate head coach position in 2013.


Dunleavy assisted Wright in all facets of the program as the associate head coach, including on-court teaching, player development and recruiting. In his four seasons as associate head coach, the Wildcats posted an impressive 129-17 record, including 63-9 in the BIG EAST Conference, while winning four straight regular season league titles and two postseason titles. Villanova earned No. 1 seeds in the NCAA Tournament in 2015 and 2017 (including the No. 1 seed in the entire tournament in 2017), as well as No. 2 seeds in 2014 and 2016, placing the Wildcats in the top eight in the country in all four years.

A 2006 Villanova graduate, Dunleavy appeared in 28 games over his four seasons for the Wildcats. As a senior, he was part of the first Villanova team to earn a No. 1 seed in the NCAA Tournament in 2006, a feat that he also accomplished twice as the program's associate head coach in the last three years.

After earning his degree from Villanova, Dunleavy entered the corporate world and worked for Merrill Lynch in New York City for four years. He decided to return to college basketball in 2010 and was hired by Wright as Villanova's director of operations before quickly ascending the coaching ladder.

A member of a well-known basketball family, Dunleavy's father, Mike, enjoyed a long NBA coaching career, including stops with the Milwaukee Bucks and Los Angeles Lakers. Baker's older brother, Mike Jr., had a 16-year NBA career (most recently with the Atlanta Hawks) after winning a national title in college with Duke in 2001. Mike Jr. is currently the Assistant General Manager for the Golden State Warriors, while Mike Sr. last served as Head Coach at Tulane from 2016-19.

2022 HERCULES TIRES MAAC CHAMPIONSHIP



MAAC INDIVIDUAL LEADERS

Scoring

Player	G	FG	3FG	FT	Pts	AVG
1. Perez, Jose - MC	30	178	29	182	567	18.90
2. Hammond, Marcus - Niag	28	168	66	105	507	18.11
3. Papas, George - MU	31	140	97	97	474	15.29
4. Ituka, Jao - Marist	28	151	16	109	427	15.25
5. Miller, Walker - MU	31	169	19	97	454	14.65
6. Balanc, Matt - QU	28	140	54	76	410	14.64
7. Jolly, Tyson - Iona	31	156	47	89	448	14.45
8. Rogers, Colby - Siena	27	134	70	43	381	14.11
9. Reynolds, Shavar - MU	28	127	40	100	394	14.07
10. Wright, Ricardo - Marist	30	147	58	56	408	13.60
11. Joseph, Nelly - Iona	31	148	1	104	401	12.94
12. Vaughn, Dimencio - Rider	31	139	28	88	394	12.71
13. Murray, Jr., Dwight - Rider	30	140	37	60	377	12.57
14. Powell, Allen - Rider	31	122	60	64	368	11.87
15. Jones, Dezi - QU	29	131	45	30	337	11.62
16. Joiner, Elijah - Iona	27	103	33	70	309	11.44
17. Banks III, Daryl - SP	27	97	44	65	303	11.22
18. James, Mervin - Rider	31	134	10	68	346	11.16
19. Harried, Armon - Canis	32	125	32	75	357	11.16
20. Stormo, Jackson - Siena	27	121	1	56	299	11.07

Rebounding

Player	G	Off	Def	Total	AVG
1. Marfo, Kevin - QU	29	93	201	294	10.14
2. Cook, Supreme - Fairf	32	93	172	265	8.28
3. Joseph, Nelly - Iona	31	99	155	254	8.19
4. Vaughn, Dimencio - Rider	31	67	172	239	7.71
5. Rutty, Nikkei - MU	29	55	164	219	7.55
6. Gaines, Anthony - Siena	28	28	171	199	7.11
7. Drame, Fousseyni - SP	26	52	127	179	6.88
8. Ogumuno-Johnson, Ajiri - Rider	29	58	140	198	6.83
9. Stormo, Jackson - Siena	27	60	124	184	6.81
10. Roberts, Josh - MC	30	74	122	196	6.53
11. Murray, Jr., Dwight - Rider	30	27	166	193	6.43
12. Ndefo, KC - SP	27	38	130	168	6.22
13. Iorio, Sam - Niag	29	41	134	175	6.03
14. Miller, Walker - MU	31	54	133	187	6.03
15. Cintron, Jordan - Niag	29	48	121	169	5.83
16. Papas, George - MU	31	13	158	171	5.52
17. Drame, Hassan - SP	27	56	88	144	5.33
18. Fritz, Jacco - Canis	29	57	96	153	5.28
19. James, Mervin - Rider	31	65	91	156	5.03
20. Herasme, Matthew - Marist	28	28	109	137	4.89

Assists

Player	G	No.	AVG
1. Murray, Jr., Dwight - Rider	30	138	4.60
2. Perez, Jose - MC	30	136	4.53
3. Marfo, Kevin - QU	29	114	3.93
4. Thomasson, Noah - Niag	29	102	3.52
5. Joiner, Elijah - Iona	27	92	3.41
6. Fofana, Ahamadou - Canis	30	95	3.17
7. Lee, Matthew - SP	23	71	3.09
8. Jones, Dezi - QU	29	88	3.03
9. van Eyck, Dylan - Iona	31	93	3.00
10. Papas, George - MU	31	90	2.90
11. Green, Caleb - Fairf	29	82	2.83
12. Hammond, Marcus - Niag	28	79	2.82
13. Reynolds, Shavar - MU	28	73	2.61
14. Powell, Allen - Rider	31	80	2.58
15. Ndefo, KC - SP	27	64	2.37

GAME NOTES

HEAD COACH BAKER DUNLEAVY

- Head Coach Baker Dunleavy – a very successful former player and coach under Jay Wright at Villanova – is in his fifth season at Quinnipiac in 2021-22.
- Dunleavy joined the Bobcats after spending seven years on the men's basketball staff at Villanova University, where under Jay Wright, he helped the Wildcats capture the 2016 national championship with a 77-74 win over North Carolina. He began at Villanova as the director of basketball operations in 2010, before being elevated to assistant coach in 2012 and to the associate head coach position in 2013.
- In his four seasons as an associate head coach from 2013-17, Villanova compiled an overall record of 129-17, including a national title in 2016 and four straight BIG EAST regular season titles. He is only the seventh head coach in Quinnipiac's history (since 1951-52).
- Dunleavy appeared in 28 games over his four seasons for the Wildcats (2006 graduate). As a senior, he was part of the first Villanova team to earn a No. 1 seed in the NCAA Tournament in 2006.
- During his playing days – behind future NBA guards Randy Foye and Kyle Lowry – the Wildcats were an Elite Eight team in 2005-06.

BAKER'S BOBCATS

- Quinnipiac men's basketball has won 65 total games under Dunleavy since 2017.
- The Bobcats have earned a first round bye in the MAAC Tournament during two of Dunleavy's first four years.
- Dunleavy led the Bobcats all the way to the MAAC Semifinals during his first year with the program in 2017-18 – defeating No. 10 Siena and No. 2 Canisius in the postseason.
- Dunleavy has been consistently ranked among college basketball's top young head coaches. Dunleavy earned a spot on Seth Davis' "40 under 40" list published by The Athletic in October of 2020, and was also selected to ESPN's "40 under 40" in May of 2020.

FAMILY TIES

- Quinnipiac head coach Baker Dunleavy's father, Mike, enjoyed a long NBA coaching career, including stops with the Milwaukee Bucks and Los Angeles Lakers. Baker's older brother, Mike Jr., had a 16-year NBA career (most recently with the Atlanta Hawks) after winning a national title in college with Duke in 2001.
- Mike Jr. is currently the Assistant General Manager for the Golden State Warriors, while Mike Sr. last served as Head Coach at Tulane from 2016-19.

THE MATCHUP: vs. SIENA

- The Saints are 15-13 (12-8 MAAC). Siena defeated Quinnipiac during both of the previous meetings this year.
- Siena dropped both games during the Buffalo trip (vs. Niagara/Canisius) to finish out the regular season.
- Colby Rogers recorded 14.1 PPG to lead Siena (MAAC leader in 3-point percentage), while Jackson Storm added 11.1 PPG/6.8 RPG.
- Guard Anthony Gaines has chipped in with 10.9 PPG/7.1 RPG.
- Siena leads the MAAC in 3-point percentage (35.3%).
- Carmen Maciariello is 47-28 over three seasons as Head Coach at Siena. He led the Saints to at least a share of back-to-back regular season titles during his first two years at the helm, before guiding Siena to a 12-8 MAAC mark and another first-round bye this season.

BREAKOUT YEAR FOR BALANC

- Redshirt junior Matt Balanc has enjoyed a breakout redshirt-junior season, averaging 14.6 points per game. Balanc ranks 6th in the MAAC in scoring.
- He has averaged 14.8 PPG and 5.5 RPG vs. MAAC opponents.
- Balanc has scored 10+ points in 21 of 28 games played, including a career-high 31 points in QU's MAAC victory at Manhattan (12/5).
- The QU guard threw down an emphatic slam vs. Maryland during the season opener in College Park, earning the #2 spot on SportsCenter Top 10. He then made a second appearance on SportsCenter on Jan. 28 for a reverse layup vs. Marist.

MIGHTY MARFO

- Graduate big man Kevin Marfo is back with the Bobcats for a 5th season of eligibility.
- The New Jersey-native led the nation in rebounding while at Quinnipiac in 2019-20 (13.3 RPG), then transferred to Texas A&M for the 2020-21 season before returning to QU.
- So far this season (2021-22), Marfo ranks 1st in the MAAC and 14th nationally in rebounding (10.1 RPG).
- He has won two MAAC Player of the Week awards so far this year (Jan. 3 & Jan. 31).
- He has a MAAC-best 11 double-doubles.
- He ranks third on the team in scoring (9.4 PPG), while also leading the Bobcats in rebounding (10.1 RPG) and assists (3.9 APG).
- Per EvanMiy.com, Marfo is one of 40 players that currently leads his team in both rebounding (10.1 RPG) and passing (3.9 APG). Of those 40 players, Marfo has the highest combined total of rebounds + assists.
- Marfo played in 17 games last year for the Aggies, making eight total starts. He finished second on the team in field goal percentage (46.4%) and third in rebounding (3.7 RPG).
- He played in all 30 games for QU in 2019-20, earning All-MAAC Second Team status.

THREE-GONI = BACK FOR 5TH YEAR

- Australia-native Jacob Rigoni returns for his fifth year at Quinnipiac in 2021-22.
- The All-MAAC Second Team selection led the Bobcats in scoring (11.8 PPG) and rebounding (6.3 RPG) last season.
- Last year, Rigoni surpassed 1,000 career points with the Bobcats and set a new program record for career 3-point field goals.
- He's up to 315 career triples. Only 19 active Division I players have 300+ triples. Rigoni is a career 39.2% shooter from 3-point range (315-803).

RIGONI SETS NEW QUINNIPIAC MILESTONE

- Graduate forward Jacob Rigoni has officially set a new Quinnipiac program record for total games played. Rigoni is now up to 145 total games played.

IMMEDIATE IMPACT

- The Bobcats had two MAAC All-Rookie selections last season – Luis Kortright and Tymu Chenery.
- Kortright averaged 10.3 PPG, 3.9 RPG and 2.7 APG during his first season at QU in 2020-21. He tallied double-digit point totals in five of the last seven games of the season.
- Chenery posted 9.7 PPG and 3.8 RPG, playing in all 22 games (18 starts) for the Bobcats.

GAME NOTES

QUINNI-THREE-AC

- Quinnipiac currently leads in the MAAC in 3-pointers per game (9.0) so far this season.
- QU finished 5th in the country in 3-pointers per game in both 2018-19 and 2019-20. The Bobcats made 11.2 triples per game in 2018-19, then sunk 10.3 triples per night in 2019-20.

SHARING THE ROCK

- Quinnipiac ranks second in the MAAC in scoring offense (72.3 PPG) and assists per game (14.4).
- The Bobcats have recorded an assist on 56.1% of made baskets (417 of 743) so far this year.

CHARITY STRIPE SUCCESS

- Quinnipiac also leads the MAAC in free throw shooting, as the Bobcats have gone 76.4% from the charity stripe in 2021-22.

MR. JONES

- Missouri-native Dezi Jones ranks second on the team in scoring (11.6 PPG) during his first year with the Bobcats. The sophomore point guard is also averaging 3.0 APG and 3.0 RPG.
- Jones flirted with a triple-double in the Bobcats' opening round MAAC Tournament win – posting 20 points, 10 rebounds and eight assists.
- He posted 12.0 PPG in MAAC play for the Bobcats during the regular season.
- Jones spent two full seasons at Moberly Area Community College before joining the Bobcats in 2021-22.
- He has scored 10+ points in 10 of QU's last 12 games. Jones is shooting 48.6% from the floor.

WILLIAMS WAY

- Three-year starter Tyrese Williams also returns to QU for his senior campaign.
- The native of Beacon, New York has played in 103 total games, making 90 starts for the Bobcats. He has 902 career points (8.8 PPG) during his career.

CAREER DAY FOR JJ

- R-Sophomore JJ Riggins scored a career-high 15 points to lead the Bobcats at Canisius on Jan. 11, going 6-of-8 from the floor in 19+ minutes.
- He's averaging 3.6 PPG, 2.1 RPG for QU off the bench.
- Riggins played in 17 games for QU in '20-21, scoring 52 total points (3.2 PPG)

MCGUIRE OFF THE BENCH

- Brendan McGuire has stuffed the stat sheet with 5.0 PPG, 3.3 RPG and 2.9 APG.

LAST SEASON

- The Bobcats earned nine wins last season, including an 8-5 record at the People's United Center in Hamden.
- Under Dunleavy's guidance in 2020-21, Quinnipiac won four of its last seven regular season MAAC games.
- The Bobcats ranked No. 8 nationally in defensive field goal percentage last season, as opponents shot just 39.0% from the field against QU.
- Quinnipiac also grabbed 28.32 defensive rebounds per game in 2020-21, which ranked best in the MAAC and No. 17 nationally.

ASSOCIATE HEAD COACH TOM PECORA

- Associate Head Coach Tom Pecora, an assistant to Jay Wright at Hofstra (before taking over the head coaching duties when Wright left for Villanova) served as the head coach at Hofstra for nine years (2001-2010) and at Fordham for five seasons (2010-15).
- Pecora was a part of seven 20-win seasons with Hofstra (four as a head coach, three as an assistant). He had two 26-win teams (one as a head coach, one as an assistant) at Hofstra – the program's highest win total at the Division I level. As a head coach at Hofstra, Pecora compiled a 155-126 mark in nine seasons, leading the Pride to four postseason appearances (three NIT and one CBI) – the most for any New York City team over that nine-year span. Pecora also had tremendous success in developing guards while at Hofstra. As an assistant he recruited NBA guards Speedy Claxton and Norman Richardson, while as a head coach he recruited three guards who scored over 2,000 career points: Loren Stokes, Antoine Agudio and Charles Jenkins. Claxton, Richardson, Stokes and Jenkins all won their conference Player of the Year Awards, while Jenkins also played in the NBA for the Golden State Warriors and Philadelphia 76ers.
- Pecora took over as Head Coach at Fordham prior to the 2010-11 season, joining a program that was at the basement of the A10 (2-29, 0-16 A10) just a year prior. During his tenure at Rose Hill, Pecora recruited Jon Severe – a Parade All-American and the 2013 New York City and New York State Player of the Year from Christ the King High School in Queens. He also brought in Eric Pascall (later transferred to Villanova) and Joseph Chartouny (later transferred to Marquette), laying the groundwork for the program's first winning season in 2015-16.

ASSISTANT SHAUN MORRIS

- Shaun Morris, who was an associate head coach at Boston University for Joe Jones (another of Jay Wright's former assistants at Villanova), helped the Terriers to their winningest season ever (24) in 2013-14. During his time with the Terriers, Morris helped guide his teams to three postseason berths, the 2016 CollegeInsider.com Postseason Tournament (CIT), the 2014 National Invitation Tournament (NIT) and the 2013 CIT. In 2013-14, Morris helped the Terriers earn their first regular season league championship, capturing their first conference regular season title in 10 years, while finishing with 24 wins, the second-highest total in program history. Prior to joining the staff at Boston University, Morris spent the previous two years at Division III powerhouse Williams College in Williamstown, Mass., where he was an assistant for former Marist head coach Mike Maker. The Ephs reached the NCAA Division III Final Four both years, including a runner-up finish in 2010.

ASSISTANT DWAYNE LEE

- Dwayne Lee officially joined the Bobcats' staff as an assistant coach in July of 2019. Most recently, Lee spent two seasons as an assistant on Mark Schmidt's staff at St. Bonaventure (2017-18, 2018-19). In his first season at SBU, he helped the Bonnies to a program-record 26 wins as well as an NCAA Tournament victory in the First Four over UCLA in 2017-18. Lee and the Bonnies then went 18-16 in 2018-19 (12-6 A10), advancing to the conference championship game at the Barclay's Center vs. Saint Louis. From Feb. 6 to March 16, the program won 10 of 12 games en route to claiming the No. 4 seed in the ACC Tournament. Prior to joining the St. Bonaventure staff, Lee served as an assistant coach at Fairleigh Dickinson for four seasons. A graduate of famed St. Anthony's (N.J.) and Saint Joseph's University, Lee has roots in the Atlantic 10 Conference and throughout the northeast.

THE NEWCOMERS

Dezi Jones: Bobcats Sign Guard Dezi Jones

- Native on Hannibal, Missouri most recently played for Moberly Area Community College in both the 2019-20 and 2020-21 seasons.
- Most recently, averaged 17.5 points, 4.7 assists and 4.6 rebounds per game in 22 contests as a sophomore at MACC in 2020-21 – shooting 41.5% from the field and 35.5% from three-point range.
- Former Hannibal High School star, leaving as the program's all-time leading scorer. As a senior at Hannibal, the guard helped lead his squad to a North Central Missouri Conference title. Scored 30.0 points, 7.5 rebounds and 4.7 assists per game during that season (2018-19). Also set a Hannibal High School record for points in a single game (50) against Marshall on Feb. 9, 2019.
- Scored 2,153 career points for his career at Hannibal High School, and 721 points as a senior.

Bernie Blunt: Bobcats Ink Guard Bernard “Bernie” Blunt

- Scored over 1,000 points during the 2020-21 season at Rocktop Academy in Prussia, Pennsylvania. Averaged 29.5 points and 6.0 assists per game.
- Recorded 20+ points in 15 separate games during '20-21, highlighted by a 50-point performance against #1 IMG Academy Postgrad (Florida).
- Prior to playing at Rocktop Academy as a postgrad, Blunt played at Peddie School in Hightstown, New Jersey (2019-20). Averaged over 20.0 points per game at Peddie School in 2019-20, dropping 47 points in a single game. Blunt scored over 1,500 points at Peddie.

Brody Limric: Bobcats Sign In-State Forward Brody Limric

- Manchester, Connecticut-native played his high school basketball at East Catholic. Named All-State in the in 2020-21 after averaging 18.0 points, 10.0 rebounds and 3.0 blocks per contest.
- Helped lead East Catholic High School to a CCC Region C Regular-Season title as a senior in 2020-21, as the Eagles were also CCC Championship Tournament finalists.
- As a junior in 2019-20, posted 16.0 points, 9.0 rebounds and 4.0 blocks per contest as the Eagles went 23-1.
- The Connecticut-native came up the ranks playing AAU basketball for Connecticut Elite, while also playing this spring for House We Built and BABC.



Quinnipiac
BOBCATS

2021-22 SEASON STATS


2021-22 Quinnipiac Men's Basketball
Combined Team Statistics
All games

Page 1/1
as of Mar 10, 2022

Game Records

Record	Overall	Home	Away	Neutral
ALL GAMES	13-16	8-7	4-9	1-0
CONFERENCE	7-13	4-6	3-7	0-0
NON-CONFERENCE	6-3	4-1	1-2	1-0

Score by Periods

Team	1st	2nd	OT	TOT
Quinnipiac	969	1112	16	2097
Opponents	961	1111	9	2081

Team Box Score

No.	Player	GP-GS	MIN	AVG	Total	FG%	3FG-3FGA	3FG%	FT-FTA	FT%	OFF	DEF	TOT	AVG	PF	DQ	A	TO	BLK	STL	PTS	AVG
2	BALANC, Matt	28-16	829:09	29.6	140-324	.432	54-151	.358	76-92	.826	33	89	122	4.4	57	0	13	22	5	27	410	14.6
11	JONES, Dezi	29-27	806:55	27.8	131-272	.482	45-125	.360	30-36	.833	14	74	88	3.0	52	1	88	65	2	33	337	11.6
0	MARFO, Kevin	29-29	781:43	27.0	90-195	.462	1-15	.067	92-129	.713	93	201	294	10.1	78	0	114	102	20	26	273	9.4
3	LEWIS, Savion	8-1	203:40	25.5	34-49	.694	0-0	.000	7-10	.700	11	23	34	4.3	18	0	33	22	0	13	75	9.4
25	RIGONI, Jacob	29-29	740:04	25.5	80-216	.370	56-162	.346	38-39	.974	12	71	83	2.9	31	0	28	39	4	12	254	8.8
1	CHENERY, Tymu	29-28	828:33	28.6	92-237	.388	31-101	.307	30-40	.750	36	64	100	3.4	70	0	19	23	12	31	245	8.4
5	WILLIAMS, Tyrese	23-13	505:12	22.0	64-155	.413	48-121	.397	18-22	.818	4	44	48	2.1	52	2	16	23	3	20	194	8.4
20	MCGUIRE, Brendan	18-0	360:53	20.0	33-76	.434	6-22	.273	18-26	.692	13	46	59	3.3	31	0	52	21	7	8	90	5.0
23	RIGGINS, Jamil	27-0	299:57	11.1	40-83	.482	1-6	.167	15-26	.577	24	34	58	2.1	50	1	21	25	6	5	96	3.6
15	KORTRIGHT, Luis	20-0	275:09	13.8	23-80	.288	10-37	.270	10-19	.526	9	31	40	2.0	18	0	23	13	0	6	66	3.3
12	BLUNT, Bernie	11-1	103:20	9.4	11-24	.458	7-18	.389	6-6	1.000	0	6	6	0.5	12	0	3	3	0	5	35	3.2
55	MARTIN, Brendan	4-1	06:07	1.5	1-1	1.000	1-1	1.000	2-2	1.000	0	0	0	0.0	0	0	3	0	0	0	5	1.3
22	KING, Elias	13-0	74:24	5.7	3-4	.750	1-1	1.000	7-10	.700	3	9	12	0.9	14	0	3	2	0	0	14	1.1
14	GUTH, Quinn	6-0	09:53	1.6	1-5	.200	1-4	.250	0-0	.000	0	0	0	0.0	1	0	1	0	0	0	3	0.5
Team											37	38	75					13				
Total		29	5825		743-1721	.432	262-764	.343	349-457	.764	289	730	1019	35.1	484	4	417	373	59	186	2097	72.3
Opponents		29	5825		754-1726	.437	236-653	.361	337-468	.720	285	710	995	34.3	434	6	363	360	109	195	2081	71.8

Team Statistics

	QU	OPP
Scoring	2097	2081
Points per game	72.3	71.8
Scoring margin	+0.6	-
Field goals-att	743-1721	754-1726
Field goal pct	.432	.437
3 point fg-att	262-764	236-653
3-point FG pct	.343	.361
3-pt FG made per game	9.0	8.1
Free throws-att	349-457	337-468
Free throw pct	.764	.720
F-Throws made per game	12.0	11.6
Rebounds	1019	995
Rebounds per game	35.1	34.3
Rebounding margin	+0.8	-
Assists	417	363
Assists per game	14.4	12.5
Turnovers	373	360
Turnovers per game	12.9	12.4
Turnover margin	-0.4	-
Assist/turnover ratio	1.1	1.0
Steals	186	195
Steals per game	6.4	6.7
Blocks	59	109
Blocks per game	2.0	3.8
Winning streak	1	-
Home win streak	0	-
Attendance	12479	30525
Home games-Avg/Game	15-832	13-2348
Neutral site-Avg/Game	-	1-0

Team Results

Date	Opponent	Score	Att.
11/09/2021	at Maryland	L 69-83	12832
11/12/2021	Western New Eng.	W 103-52	1010
11/15/2021	Holy Cross	W 76-68	985
11/20/2021	Central Conn. St.	W 76-65	623
11/23/2021	at New Hampshire	L 69-84	402
11/28/2021	Brown	L 61-72	533
12/03/2021	Saint Peter's	L 59-69	1054
12/05/2021	at Manhattan	W 90-73	1203
12/08/2021	at Dartmouth	W 72-69	305
12/11/2021	Maine	W 73-47	714
12/31/2021	Niagara	W 77-68	523
01/09/2022	at Niagara	L 66-76	572
01/11/2022	at Canisius	L 67-79	871
01/14/2022	at Rider	Wot 77-70	1428
01/16/2022	Fairfield	W 72-66	712
01/19/2022	Rider	W 73-67	231
01/23/2022	Iona	L 61-76	1348
01/28/2022	Marist	W 94-87	1025
01/30/2022	at Siena	L 76-85	5527
02/04/2022	at Saint Peter's	L 74-83	777
02/06/2022	Monmouth	L 63-76	835
02/09/2022	at Fairfield	W 69-60	1072
02/13/2022	Manhattan	L 66-83	875
02/20/2022	at Marist	L 66-67	1207
02/24/2022	Siena	L 71-78	991
02/27/2022	Canisius	L 67-72	1020
03/03/2022	at Monmouth	L 72-75	1735
03/05/2022	at Iona	L 61-79	2594
03/08/2022	vs Marist	W 77-52	0

2021-22 OVERALL/CONFERENCE



2021-22 Quinnipiac Men's Basketball
Team Overall Conference
All games

Page 1/2
as of Mar 10, 2022

Summary

Player	Overall Statistics										Conference Statistics									
	GP-GS	MIN/G	FG%	3FG%	FT%	R/G	A/G	STL	BLK	PTS/G	GP-GS	MIN/G	FG%	3FG%	FT%	R/G	A/G	STL	BLK	PTS/G
BALANC, Matt	28-16	29.6	.432	.358	.826	4.4	0.5	27	5	14.6	19-15	31.7	.397	.321	.841	5.5	0.5	19	4	14.8
JONES, Dezi	29-27	27.8	.482	.360	.833	3.0	3.0	33	2	11.6	20-19	27.9	.508	.395	.793	2.8	3.1	20	0	12.0
MARFO, Kevin	29-29	27.0	.462	.067	.713	10.1	3.9	26	20	9.4	20-20	27.0	.457	.000	.724	10.1	3.9	18	17	9.9
LEWIS, Savion	8-1	25.5	.694	.000	.700	4.3	4.1	13	0	9.4	2-1	31.3	.667	.000	.667	4.0	4.0	6	0	15.0
RIGONI, Jacob	29-29	25.5	.370	.346	.974	2.9	1.0	12	4	8.8	20-20	24.9	.346	.323	1.000	2.4	1.0	8	2	7.7
CHENERY, Tymu	29-28	28.6	.388	.307	.750	3.4	0.7	31	12	8.4	20-19	29.1	.401	.342	.800	2.9	0.9	22	9	9.0
WILLIAMS, Tyrese	23-13	22.0	.413	.397	.818	2.1	0.7	20	3	8.4	15-5	20.9	.391	.364	.750	2.0	0.6	11	2	6.7
MCGUIRE, Brendan	18-0	20.0	.434	.273	.692	3.3	2.9	8	7	5.0	15-0	21.1	.456	.263	.692	3.6	2.9	7	7	5.7
RIGGINS, Jamil	27-0	11.1	.482	.167	.577	2.1	0.8	5	6	3.6	19-0	11.6	.552	.000	.750	2.3	0.7	4	4	4.5
KORTRIGHT, Luis	20-0	13.8	.288	.270	.526	2.0	1.2	6	0	3.3	17-0	14.5	.296	.242	.526	2.0	1.2	4	0	3.5
BLUNT, Bernie	11-1	9.4	.458	.389	1.000	0.5	0.3	5	0	3.2	6-0	8.1	.250	.250	1.000	0.5	0.3	0	0	0.8
MARTIN, Brendan	4-1	1.5	1.000	1.000	1.000	0.0	0.8	0	0	1.3	3-1	0.8	1.000	1.000	.000	0.0	0.0	0	0	1.0
KING, Elias	13-0	5.7	.750	1.000	.700	0.9	0.2	0	0	1.1	7-0	4.2	.000	.000	1.000	0.6	0.0	0	0	0.3
GUTH, Quinn	6-0	1.6	.200	.250	.000	0.0	0.2	0	0	0.5	4-0	1.3	.000	.000	.000	0.0	0.3	0	0	0.0
Totals	29		.432	.343	.764	35.1	14.4	186	59	72.3	20		.425	.327	.776	35.1	14.2	119	45	71.1
Opponent	29		.437	.361	.720	34.3	12.5	195	109	71.8	20		.444	.390	.742	35.2	13.9	139	83	74.5

Scoring

Player	Overall Statistics								Conference Statistics							
	FG-FGA	FG%	3FG-3FGA	3FG%	FT-FTA	FT%	PTS	PTS/G	FG-FGA	FG%	3FG-3FGA	3FG%	FT-FTA	FT%	PTS	PTS/G
BALANC, Matt	140-324	.432	54-151	.358	76-92	.826	410	14.6	94-237	.397	35-109	.321	58-69	.841	281	14.8
JONES, Dezi	131-272	.482	45-125	.360	30-36	.833	337	11.6	93-183	.508	30-76	.395	23-29	.793	239	12.0
MARFO, Kevin	90-195	.462	1-15	.067	92-129	.713	273	9.4	63-138	.457	0-7	.000	71-98	.724	197	9.9
LEWIS, Savion	34-49	.694	0-0	.000	7-10	.700	75	9.4	14-21	.667	0-0	.000	2-3	.667	30	15.0
RIGONI, Jacob	80-216	.370	56-162	.346	38-39	.974	254	8.8	46-133	.346	32-99	.323	29-29	1.000	153	7.7
CHENERY, Tymu	92-237	.388	31-101	.307	30-40	.750	245	8.4	67-167	.401	25-73	.342	20-25	.800	179	9.0
WILLIAMS, Tyrese	64-155	.413	48-121	.397	18-22	.818	194	8.4	34-87	.391	24-66	.364	9-12	.750	101	6.7
MCGUIRE, Brendan	33-76	.434	6-22	.273	18-26	.692	90	5.0	31-68	.456	5-19	.263	18-26	.692	85	5.7
RIGGINS, Jamil	40-83	.482	1-6	.167	15-26	.577	96	3.6	37-67	.552	0-3	.000	12-16	.750	86	4.5
KORTRIGHT, Luis	23-80	.288	10-37	.270	10-19	.526	66	3.3	21-71	.296	8-33	.242	10-19	.526	60	3.5
BLUNT, Bernie	11-24	.458	7-18	.389	6-6	1.000	35	3.2	1-4	.250	1-4	.250	2-2	1.000	5	0.8
MARTIN, Brendan	1-1	1.000	1-1	1.000	2-2	1.000	5	1.3	1-1	1.000	1-1	1.000	0-0	.000	3	1.0
KING, Elias	3-4	.750	1-1	1.000	7-10	.700	14	1.1	0-0	.000	0-0	.000	2-2	1.000	2	0.3
GUTH, Quinn	1-5	.200	1-4	.250	0-0	.000	3	0.5	0-3	.000	0-2	.000	0-0	.000	0	0.0
Totals	743-1721	.432	262-764	.343	349-457	.764	2097	72.3	502-1180	.425	161-492	.327	256-330	.776	1421	71.1
Opponent	754-1726	.437	236-653	.361	337-468	.720	2081	71.8	536-1206	.444	172-441	.390	245-330	.742	1489	74.5

Quinnipiac
BOBCATS

GAME-BY-GAME (2021-22)

				Total		3-Pointers		Free throws		Rebounds											
Opponent	Date	Score		FG-FGA	PCT	3FG-3FGA	PCT	FT-FTA	PCT	OFF	DEF	TOT	AVG	PF	A	TO	BLK	STL	PTS	AVG	
at Maryland	11/09/2021	69-83	L	23-56	.411	11-30	.367	12-23	.522	5	24	29	29.0	20	13	12	0	11	69	69.0	
Western New Eng.	11/12/2021	103-52	W	39-70	.557	16-36	.444	9-11	.818	10	33	43	36.0	12	25	14	3	10	103	86.0	
Holy Cross	11/15/2021	76-68	W	28-63	.444	11-29	.379	9-17	.529	10	27	37	36.3	14	22	14	3	8	76	82.7	
Central Conn. St.	11/20/2021	76-65	W	27-62	.435	9-36	.250	13-13	1.000	14	26	40	37.3	18	12	13	0	4	76	81.0	
at New Hampshire	11/23/2021	69-84	L	24-63	.381	8-30	.267	13-17	.765	10	23	33	36.4	24	10	7	0	4	69	78.6	
Brown	11/28/2021	61-72	L	20-52	.385	6-22	.273	15-17	.882	7	17	24	34.3	18	10	20	3	10	61	75.7	
Saint Peter's	12/03/2021	59-69	L	20-62	.323	5-22	.227	14-20	.700	13	25	38	34.9	22	9	13	2	8	59	73.3	
at Manhattan	12/05/2021	90-73	W	32-58	.552	7-20	.350	19-22	.864	7	24	31	34.4	21	13	13	4	11	90	75.4	
at Dartmouth	12/08/2021	72-69	W	28-59	.475	13-29	.448	3-6	.500	8	23	31	34.0	14	14	8	1	6	72	75.0	
Maine	12/11/2021	73-47	W	26-56	.464	10-25	.400	11-14	.786	15	25	40	34.6	15	13	18	3	10	73	74.8	
Niagara	12/31/2021	77-68	W	28-52	.538	11-24	.458	10-10	1.000	7	25	32	34.4	13	16	17	1	2	77	75.0	
at Niagara	01/09/2022	66-76	L	26-63	.413	10-33	.303	4-7	.571	12	24	36	34.5	18	11	18	0	8	66	74.3	
at Canisius	01/11/2022	67-79	L	25-67	.373	3-23	.130	14-15	.933	11	24	35	34.5	18	16	10	5	6	67	73.7	
at Rider	01/14/2022	77-70	Wot	28-69	.406	9-32	.281	12-14	.857	11	33	44	35.2	12	20	9	5	2	77	73.9	
Fairfield	01/16/2022	72-66	W	28-55	.509	5-13	.385	11-14	.786	8	28	36	35.3	14	14	13	1	4	72	73.8	
Rider	01/19/2022	73-67	W	23-50	.460	9-27	.333	18-25	.720	8	28	36	35.3	11	15	15	1	7	73	73.8	
Iona	01/23/2022	61-76	L	24-61	.393	8-23	.348	5-8	.625	13	29	42	35.7	15	14	17	3	3	61	73.0	
Marist	01/28/2022	94-87	W	35-64	.547	14-27	.519	10-16	.625	7	21	28	35.3	15	23	7	2	11	94	74.2	
at Siena	01/30/2022	76-85	L	24-62	.387	8-19	.421	20-25	.800	9	24	33	35.2	23	11	10	2	5	76	74.3	
at Saint Peter's	02/04/2022	74-83	L	22-59	.373	10-25	.400	20-26	.769	12	21	33	35.1	22	15	14	3	6	74	74.3	
Monmouth	02/06/2022	63-76	L	22-50	.440	7-23	.304	12-21	.571	9	27	36	35.1	23	13	17	3	7	63	73.7	
at Fairfield	02/09/2022	69-60	W	27-54	.500	4-12	.333	11-16	.688	10	27	37	35.2	17	7	13	3	6	69	73.5	
Manhattan	02/13/2022	66-83	L	23-60	.383	7-28	.250	13-15	.867	14	17	31	35.0	15	16	16	0	3	66	73.2	
at Marist	02/20/2022	66-67	L	23-59	.390	12-31	.387	8-11	.727	11	26	37	35.1	13	18	13	3	7	66	72.9	
Siena	02/24/2022	71-78	L	27-61	.443	10-25	.400	7-12	.583	11	21	32	35.0	16	14	8	1	4	71	72.8	
Canisius	02/27/2022	67-72	L	20-60	.333	6-27	.222	21-22	.955	8	32	40	35.2	16	14	6	2	2	67	72.6	
at Monmouth	03/03/2022	72-75	L	26-58	.448	8-27	.296	12-15	.800	9	24	33	35.1	17	12	14	3	8	72	72.6	
at Iona	03/05/2022	61-79	L	19-56	.339	8-31	.258	15-16	.938	8	23	31	34.9	13	12	14	1	9	61	72.1	
vs Marist	03/08/2022	77-52	W	26-60	.433	17-35	.486	8-9	.889	12	29	41	35.1	15	15	10	1	4	77	72.3	
Total		2097		743-1721	.432	262-764	.343	349-457	.764	289	730	1019	35.1	484	417	373	59	186	2097	72.3	
Opponents		2081		754-1726	.437	236-653	.361	337-468	.720	285	710	995	34.3	434	363	360	109	195	2081	71.8	

OPPONENT GAME-BY-GAME (2021-22)

				Total		3-Pointers		Free throws		Rebounds										
Opponent	Date	Score		FG-FGA	PCT	3FG-3FGA	PCT	FT-FTA	PCT	OFF	DEF	TOT	AVG	PF	A	TO	BLK	STL	PTS	AVG
at Maryland	11/09/2021	69-83	L	31-63	.492	6-17	.353	15-23	.652	13	32	45	45.0	13	17	13	5	6	83	83.0
Western New Eng.	11/12/2021	103-52	W	20-61	.328	7-31	.226	5-10	.500	5	20	25	35.0	16	9	19	1	6	52	67.5
Holy Cross	11/15/2021	76-68	W	25-61	.410	10-22	.455	8-11	.727	8	26	34	34.7	22	6	17	8	8	68	67.7
Central Conn. St.	11/20/2021	76-65	W	20-53	.377	6-23	.261	19-23	.826	7	19	26	32.5	14	7	10	2	7	65	67.0
at New Hampshire	11/23/2021	69-84	L	30-58	.517	6-21	.286	18-25	.720	9	31	40	34.0	13	11	6	2	2	84	70.4
Brown	11/28/2021	61-72	L	26-59	.441	11-29	.379	9-15	.600	12	24	36	34.3	19	13	23	1	8	72	70.7
Saint Peter's	12/03/2021	59-69	L	20-51	.392	8-22	.364	21-33	.636	9	30	39	35.0	17	13	13	4	7	69	70.4
at Manhattan	12/05/2021	90-73	W	28-61	.459	6-18	.333	11-17	.647	11	21	32	34.6	17	10	18	5	7	73	70.8
at Dartmouth	12/08/2021	72-69	W	26-56	.464	11-30	.367	6-9	.667	7	24	31	34.2	13	11	11	5	2	69	70.6
Maine	12/11/2021	73-47	W	17-51	.333	5-22	.227	8-12	.667	11	15	26	33.4	14	9	18	1	12	47	68.2
Niagara	12/31/2021	77-68	W	26-60	.433	9-26	.346	7-9	.778	9	17	26	32.7	15	11	11	1	7	68	68.2
at Niagara	01/09/2022	66-76	L	26-56	.464	9-24	.375	15-19	.789	8	20	28	32.3	13	11	13	0	7	76	68.8
at Canisius	01/11/2022	67-79	L	29-60	.483	8-24	.333	13-16	.813	9	31	40	32.9	17	15	13	5	4	79	69.6
at Rider	01/14/2022	77-70	Wot	25-68	.368	8-22	.364	12-13	.923	9	31	40	33.4	16	17	11	2	6	70	69.6
Fairfield	01/16/2022	72-66	W	25-63	.397	9-25	.360	7-12	.583	13	22	35	33.5	15	10	10	2	6	66	69.4
Rider	01/19/2022	73-67	W	28-69	.406	7-21	.333	4-5	.800	13	22	35	33.6	22	17	12	2	8	67	69.3
Iona	01/23/2022	61-76	L	28-66	.424	6-23	.261	14-17	.824	11	25	36	33.8	8	18	7	7	9	76	69.6
Marist	01/28/2022	94-87	W	29-63	.460	17-34	.500	12-15	.800	11	23	34	33.8	14	15	15	1	5	87	70.6
at Siena	01/30/2022	76-85	L	28-54	.519	8-14	.571	21-26	.808	3	29	32	33.7	15	14	9	9	6	85	71.4
at Saint Peter's	02/04/2022	74-83	L	27-52	.519	9-15	.600	20-26	.769	7	29	36	33.8	19	20	15	15	5	83	72.0
Monmouth	02/06/2022	63-76	L	26-65	.400	8-28	.286	16-23	.696	16	23	39	34.0	16	10	10	2	9	76	72.1
at Fairfield	02/09/2022	69-60	W	22-66	.333	7-23	.304	9-15	.600	20	20	40	34.3	13	9	11	5	7	60	71.6
Manhattan	02/13/2022	66-83	L	33-49	.673	6-14	.429	11-15	.733	3	24	27	34.0	15	12	14	3	12	83	72.1
at Marist	02/20/2022	66-67	L	24-57	.421	15-26	.577	4-7	.571	10	24	34	34.0	11	18	13	4	8	67	71.9
Siena	02/24/2022	71-78	L	28-54	.519	8-17	.471	14-17	.824	7	26	33	34.0	12	10	7	3	5	78	72.1
Canisius	02/27/2022	67-72	L	27-68	.397	8-22	.364	10-13	.769	12	33	45	34.4	15	14	6	4	4	72	72.1
at Monmouth	03/03/2022	72-75	L	28-61	.459	9-23	.391	10-14	.714	11	22	33	34.3	15	17	13	3	10	75	72.2
at Iona	03/05/2022	61-79	L	29-63	.460	7-20	.350	14-18	.778	12	27	39	34.5	13	17	12	6	7	79	72.5
vs Marist	03/08/2022	77-52	W	23-58	.397	2-17	.118	4-10	.400	9	20	29	34.3	12	2	10	1	5	52	71.8
Total		2081		754-1726	.437	236-653	.361	337-468	.720	285	710	995	34.3	434	363	360	109	195	2081	71.8
Quinnipiac	2097			743-1721	.432	262-764	.343	349-457	.764	289	730	1019	35.1	484	417	373	59	186	2097	72.3

PLAYER HIGHS (2021-22)



2021-22 Quinnipiac Men's Basketball
Player Highs Analysis
All games

Page 1/4
as of Mar 10, 2022

Quinnipiac - Individual Game Highs

POINTS	31		Matt Balanc at Manhattan (12/05/2021)
	26		Jacob Rigoni vs Marist (N) (03/08/2022)
	26		Dezi Jones at Monmouth (03/03/2022)
	25		Matt Balanc at Maryland (11/09/2021)
	24		Dezi Jones vs Siena (02/24/2022)
	24		Dezi Jones at Niagara (01/09/2022)
FIELD GOALS MADE	11		Dezi Jones at Niagara (01/09/2022)
	10		Dezi Jones at Monmouth (03/03/2022)
	10		Dezi Jones vs Siena (02/24/2022)
FIELD GOAL ATTEMPTS	20		Matt Balanc at Rider (01/14/2022)
	20		Dezi Jones at Niagara (01/09/2022)
FIELD GOAL PERCENTAGE (min 5 made)	.889	(8-9)	Kevin Marfo vs Maine (12/11/2021)
	.857	(6-7)	Savion Lewis vs Western New Eng. (11/12/2021)
3 PT FG MADE	7		Jacob Rigoni vs Marist (N) (03/08/2022)
	5		Matt Balanc vs Marist (01/28/2022)
	5		Matt Balanc at Dartmouth (12/08/2021)
	5		Tyrese Williams vs Western New Eng. (11/12/2021)
	5		Tyrese Williams at Maryland (11/09/2021)
3 PT FG ATTEMPTS	12		Tyrese Williams vs Central Conn. St. (11/20/2021)
	11		Jacob Rigoni vs Marist (N) (03/08/2022)
3 PT FG PERCENTAGE (min 2 made)	1.000	(2-2)	Dezi Jones at Siena (01/30/2022)
	1.000	(2-2)	Tyrese Williams vs Fairfield (01/16/2022)
FREE THROWS MADE	13		Matt Balanc at Manhattan (12/05/2021)
	10		Kevin Marfo at Saint Peter's (02/04/2022)
FREE THROW ATTEMPTS	15		Matt Balanc at Manhattan (12/05/2021)
	13		Matt Balanc at Fairfield (02/09/2022)
FREE THROW PERCENTAGE (min 3 made)	1.000	(8-8)	Kevin Marfo vs Manhattan (02/13/2022)
	1.000	(6-6)	Dezi Jones at Iona (03/05/2022)
	1.000	(6-6)	Jacob Rigoni vs Canisius (02/27/2022)
	1.000	(6-6)	Matt Balanc vs Canisius (02/27/2022)
	1.000	(6-6)	Jacob Rigoni at Rider (01/14/2022)
	1.000	(6-6)	Kevin Marfo vs Niagara (12/31/2021)
	1.000	(6-6)	Tymu Chenery vs Central Conn. St. (11/20/2021)
	1.000	(5-5)	Kevin Marfo vs Maine (12/11/2021)
	1.000	(4-4)	Kevin Marfo at Iona (03/05/2022)
	1.000	(4-4)	Kevin Marfo vs Canisius (02/27/2022)
	1.000	(4-4)	Tymu Chenery at Saint Peter's (02/04/2022)
	1.000	(4-4)	Dezi Jones at Siena (01/30/2022)
	1.000	(4-4)	Jacob Rigoni vs Marist (01/28/2022)
	1.000	(4-4)	Matt Balanc at Niagara (01/09/2022)
	1.000	(4-4)	Bernie Blunt vs Western New Eng. (11/12/2021)
	1.000	(3-3)	Jacob Rigoni vs Marist (N) (03/08/2022)
	1.000	(3-3)	Tymu Chenery vs Siena (02/24/2022)
	1.000	(3-3)	Tyrese Williams at Saint Peter's (02/04/2022)
	1.000	(3-3)	Jacob Rigoni vs Fairfield (01/16/2022)
	1.000	(3-3)	Jamil Riggins at Canisius (01/11/2022)
REBOUNDS	20		Kevin Marfo vs Saint Peter's (12/03/2021)
	17		Kevin Marfo at Siena (01/30/2022)
	17		Kevin Marfo vs Rider (01/19/2022)
ASSISTS	8		Dezi Jones vs Marist (N) (03/08/2022)
	8		Dezi Jones vs Niagara (12/31/2021)
STEALS	5		Matt Balanc at Maryland (11/09/2021)
	4		Dezi Jones at Monmouth (03/03/2022)
	4		Savion Lewis at Manhattan (12/05/2021)
	4		Dezi Jones vs Western New Eng. (11/12/2021)

MAAC TOURNAMENT | vs. SIENA (3/10/22)

MAAC TOURNAMENT OPENING ROUND VS. MARIST (3/8/22)



Official Basketball Box Score - Final

Quinnipiac at Marist

03/08/22 Jim Whelan Boardwalk Hall, Atlantic City

2021-22 Men's Basketball

Game Time: 9:00 PM

Game Duration: 1:53

Officials: Ed Corliss, Ryan Zinc, Carl Luciano

Quinnipiac - 77

Record: 13-16

NO.	Name	Min	FG	3P	FT	Rebounds	Fouls	TP	AS	TO	ST	Blocks	+/-
			M-A	M-A	M-A	OR DR TOT	PF FD					BS BA	
0	Kevin Marfo	F 30:57	1-2	0-0	0-0	2 7 9	4 1	2	2	2	1	0 0	18
1	Tymu Chenery	F 25:05	0-7	0-4	0-0	1 2 3	2 2	0	0	0	0	0 1	6
25	Jacob Rigoni	F 31:35	8-14	7-11	3-3	0 6 6	1 1	26	0	0	1	0 0	24
2	Matt Balanc	G 32:23	6-10	4-5	2-2	0 0 0	3 3	18	1	1	0	0 0	21
11	Dezi Jones	G 38:07	7-13	4-9	2-2	1 9 10	0 3	20	8	5	2	1 0	24
15	Luis Kortright	11:50	1-6	1-3	0-0	2 2 4	0 0	3	1	1	0	0 0	7
20	Brendan McGuire	21:00	2-4	1-3	0-0	1 1 2	2 0	5	3	0	0	0 0	18
23	Jamil Riggins	09:03	1-4	0-0	1-2	3 1 4	3 2	3	0	0	0	0 0	7
Team						2 1 3		0		1			
Totals			26-60	17-35	8-9	12 29 41	15 12	77	15	10	4	1 1	25

Shooting By Period			
1 st FG%	12-35	34.3%	
3PT%	7-18	38.9%	
FT%	0-0	0%	
2 nd FG%	14-25	56.0%	
3PT%	10-17	58.8%	
FT%	8-9	88.9%	
GM FG%	26-60	43.3%	
3PT%	17-35	48.6%	
FT%	8-9	88.9%	

Dead Ball Rebounds: 1, 0

Technical Fouls::NONE

Marist - 52

Record: 14-16

NO.	Name	Min	FG	3P	FT	Rebounds	Fouls	TP	AS	TO	ST	Blocks	+/-
			M-A	M-A	M-A	OR DR TOT	PF FD					BS BA	
25	Samkelo Cele	F 16:27	0-1	0-0	0-0	0 3 3	0 1	0	0	0	1	0 0	-3
11	Victor Enoh	C 16:35	2-2	0-0	1-4	1 1 2	1 2	5	0	2	0	0 0	-9
2	Ricardo Wright	G 33:30	6-16	1-6	1-2	0 5 5	2 4	14	2	0	0	0 0	-17
10	Jao Ituka	G 20:11	4-9	0-3	0-0	0 4 4	2 2	8	0	2	0	0 0	-11
13	Matthew Herasme	G 32:46	1-3	1-3	0-0	3 2 5	2 1	3	0	0	2	0 0	-26
15	Jordan Jones	23:25	5-13	0-0	2-4	2 3 5	0 4	12	0	3	1	1 0	-16
0	Raheim Sullivan	23:25	5-7	0-1	0-0	0 1 1	2 0	10	0	0	1	0 1	-14
24	Braden Bell	21:05	0-6	0-3	0-0	2 0 2	2 0	0	0	2	0	0 0	-17
22	Noah Harris	12:36	0-1	0-1	0-0	0 0 0	1 1	0	0	1	0	0 0	-12
Team						1 1 2		0		0			
Totals			23-58	2-17	4-10	9 20 29	12 15	52	2	10	5	1 1	-25

Shooting By Period			
1 st FG%	12-26	46.2%	
3PT%	1-10	10.0%	
FT%	0-0	0%	
2 nd FG%	11-32	34.4%	
3PT%	1-7	14.3%	
FT%	4-10	40%	
GM FG%	23-58	39.7%	
3PT%	2-17	11.8%	
FT%	4-10	40.0%	

Dead Ball Rebounds: 3, 2

Technical Fouls::NONE

	QUI	MAR
Biggest lead	27 (2 nd 0:30)	1 (1 st 14:13)
Best Scoring Run	10 (1 st 10:53)	6 (1 st 4:46)
Lead Changes	2	
Times Tied	0	
Time with Lead	38:57	00:19

Points from	QUI	MAR
Turnovers	8	7
Paint	14	42
Second Chance	9	5
Fast Breaks	3	4
Bench	11	22

Period by Period Scoring			
	1st	2nd	TOT
QUI	31	46	77
MAR	25	27	52

MORE BOX SCORES:

www.gobobcats.com/mbb

SEASON STATS VS. SIENA



2021-22 Quinnipiac Men's Basketball Combined Team Statistics Specific games

Page 1/1
as of Mar 10, 2022

Game Records

Record	Overall	Home	Away	Neutral
ALL GAMES	0-2	0-1	0-1	0-0
CONFERENCE	0-2	0-1	0-1	0-0
NON-CONFERENCE	0-0	0-0	0-0	0-0

Score by Periods

Team	1st	2nd	OT	TOT
Quinnipiac	62	85	0	147
Opponents	69	94	0	163

Team Box Score

No.	Player				Total		3-Point		F-Throw		Rebounds											
		GP-GS	MIN	AVG	FG-FGA	FG%	3FG-3FGA	3FG%	FT-FTA	FT%	OFF	DEF	TOT	AVG	PF	DQ	A	TO	BLK	STL	PTS	AVG
11	JONES, Dezi	2-2	64:15	32.1	14-23	.609	6-9	.667	4-4	1.000	0	5	5	2.5	7	1	6	2	0	1	38	19.0
1	CHENERY, Tymu	2-2	57:18	28.7	8-17	.471	4-8	.500	3-3	1.000	2	2	4	2.0	6	0	1	2	0	2	23	11.5
5	WILLIAMS, Tyrese	1-0	24:56	24.9	2-6	.333	2-4	.500	4-6	.667	1	2	3	3.0	3	0	2	1	0	0	10	10.0
15	KORTRIGHT, Luis	2-0	31:36	15.8	7-12	.583	2-4	.500	2-5	.400	2	4	6	3.0	3	0	2	2	0	0	18	9.0
0	MARFO, Kevin	2-2	58:12	29.1	5-19	.263	0-0	.000	8-13	.615	10	15	25	12.5	6	0	8	4	2	4	18	9.0
2	BALANC, Matt	2-2	65:10	32.6	7-24	.292	1-9	.111	2-2	1.000	3	6	9	4.5	3	0	1	2	0	1	17	8.5
25	RIGONI, Jacob	2-2	51:38	25.8	4-11	.364	3-10	.300	2-2	1.000	0	3	3	1.5	3	0	1	2	0	1	13	6.5
23	RIGGINS, Jamil	2-0	18:38	9.3	3-6	.500	0-0	.000	0-0	.000	1	5	6	3.0	6	0	3	1	0	0	6	3.0
20	MCGUIRE, Brendan	2-0	28:17	14.1	1-5	.200	0-0	.000	2-2	1.000	0	1	1	0.5	2	0	1	2	1	0	4	2.0
Team											1	2	3									
Total		2	400		51-123	.415	18-44	.409	27-37	.730	20	45	65	32.5	39	1	25	18	3	9	147	73.5
Opponents		2	400		56-108	.519	16-31	.516	35-43	.814	10	55	65	32.5	27	0	24	16	12	11	163	81.5

Team Statistics

	QU	OPP
Scoring	147	163
Points per game	73.5	81.5
Scoring margin	-8.0	-
Field goals-att	51-123	56-108
Field goal pct	.415	.519
3 point fg-att	18-44	16-31
3-point FG pct	.409	.516
3-pt FG made per game	9.0	8.0
Free throws-att	27-37	35-43
Free throw pct	.730	.814
F-Throws made per game	13.5	17.5
Rebounds	65	65
Rebounds per game	32.5	32.5
Rebounding margin	0.0	-
Assists	25	24
Assists per game	12.5	12.0
Turnovers	18	16
Turnovers per game	9.0	8.0
Turnover margin	-1.0	-
Assist/turnover ratio	1.4	1.5
Steals	9	11
Steals per game	4.5	5.5
Blocks	3	12
Blocks per game	1.5	6.0
Winning streak	0	-
Home win streak	0	-
Attendance	991	5527
Home games-Avg/Game	1-991	1-5527
Neutral site-Avg/Game	-	0-0

Team Results

Date	Opponent		Score	Att.
01/30/2022	at Siena	L	76-85	5527
02/24/2022	Siena	L	71-78	991

QUINNIPIAC'S RECORD WHEN... (REGULAR SEASON)

Where and When

Quinnipiac played at home.....	8-7
Quinnipiac played on the road	4-9
Quinnipiac played at a neutral site.....	0-0

Quinnipiac played in November	3-3
Quinnipiac played in December	4-1
Quinnipiac played in January	4-4
Quinnipiac played in February	1-6
Quinnipiac played in March	0-2

By Conference

Games vs. MAAC opponents.....	7-13
Games vs. Patriot League opponents	1-0
Games vs. NEC opponents.....	1-1
Games vs. Big Ten opponents.....	0-1
Games vs. Division III opponents	1-0
Games vs. Ivy League opponents.....	1-1
Games vs. America East opponents	1-0

State-by-State

In Connecticut.....	9-7
In New York.....	1-5
In Maryland	0-1
In New Hampshire.....	1-1
In New Jersey	1-2

Days of the Week

On Monday.....	1-0
On Tuesday.....	0-3
On Wednesday	3-0
On Thursday	0-2
On Friday	4-3
On Saturday.....	2-1
On Sunday.....	2-7

Time of Day

Afternoon.....	6-11
Evening (6 p.m. or later)	6-5

Against Primary School Colors

Green.....	2-3
Red	5-4
Blue.....	2-5
Brown.....	0-1
Black	0-0
Purple.....	2-1
Yellow.....	1-2

Following a Win or Loss

After a win	7-5
After a loss.....	5-10
Season-Opener	0-1

Game Details

Quinnipiac led at halftime.....	10-3
Quinnipiac trailed at halftime	2-11
Score was tied at halftime	0-2

Winning Jump Ball.....	3-3
Losing Jump Ball.....	9-13

In White Jerseys.....	5-4
In Gold Jerseys	3-5
In Blue Jerseys.....	4-7

In Overtime.....	1-0
In Double Overtime	0-0

Quinnipiac shoots 50% or better.....	6-0
Quinnipiac shoots 40-50%.....	6-5
Quinnipiac shoots less than 40%.....	0-11

Quinnipiac shoots better than opponent.....	12-1
Quinnipiac shoots worse than opponent.....	0-15

Quinnipiac attempts more FT than opponent	10-4
Quinnipiac attempts fewer FT than opponent	2-9
Quinnipiac and opponent attempt equal FT	0-3

Quinnipiac outrebounds opponent.....	8-6
Quinnipiac is outrebounded by opponent.....	3-9
Quinnipiac and opponent rebounds are equal.....	1-1

Quinnipiac has more TO than opponent	6-8
Quinnipiac has equal or fewer TO than opponent	6-8

Quinnipiac scores 69 points or less	1-11
Quinnipiac scores 70-79 points	8-3
Quinnipiac scores 80-89 points	0-1
Quinnipiac scores 90+ points.....	3-0

Opponent scores 69 points or less	8-3
Opponent scores 70-79 points.....	2-10
Opponent scores 80-89 points	1-3
Opponent scores 90+ points	1-0

Final Margin is 5 points or less (or OT)	1-3
Final Margin is between 6-10 points.....	7-5
Final Margin is between 11-20 points	2-8
Final Margin is more than 20 points.....	2-0

THE LAST TIME QUINNIPIAC...

Won in overtime.....	W, 77-70 (2OT) at Rider, 1/14/22
Lost in overtime	L, 92-90 (OT) at Monmouth, 1/15/21
Played three overtimes	W, 107-100 (3OT) at Siena, 2/17/19
Won on a buzzer-beater.....	60-58 at Fairfield, 2/28/20 (Jacob Rigoni)
Lost on a buzzer-beater	70-69 vs. Colorado, 11/17/17 (McKinley Wright)
Won by 20+ points.....	25, 77-52 win vs. Marist (3/8/22)
Won by 30+ points.....	51, 103-52, vs. Western New England (11/12/21)
Lost by 30+ points	33, 86-53 at Villanova, 11/10/18
Scored 100+ points.....	103, vs. Western New England (11/12/21)
Allowed 100+ points.....	W, 107-100 (3OT) at Siena, 2/17/19
Scored under 50 points.....	42 vs. Manhattan, 1/9/21
Allowed under 50 points.....	45 vs. Manhattan, 1/9/21
Shot .600 or higher from the floor.....	.611 (33-54) at Canisius, 1/31/20
Shot under .300 from the floor.....	18.6% (11-59) vs. Saint Peter's, 1/18/20
Held opponent under .300 from the floor.....	.283 (17-60) vs. Manhattan, 1/9/21
Did not hit a 3-point field goal.....	(0-of-15) vs. Hartford, 11/25/14
Made 15 3-point field goals.....	17, vs. Marist (3/9/22)
Shot .600 or better from three-point range.....	.615% vs. Canisius (8-13), 1/20/17
Shot .700 or better from three-point range706% vs. Niagara (12-17), 1/30/16
Made 30 free throws	31 vs. Monmouth, 1/12/20
Shot 100 percent from the free-throw line.....	10-10, vs Niagara, 12/31/21
12+ Players scored a point.....	12 vs. Marist, 2/4/16
Had 50+ rebounds	51 vs Niagara, 1/10/20
Had 60+ rebounds	60 vs. Sacred Heart, 11/13/15
Had a rebound margin of plus-20 or higher.....	26 vs. Niagara (51-25), 1/10/20
Had a rebound margin of plus-30 or higher.....	31 at Maine, 11/25/13
Had 20+ assists	22, vs. Holy Cross, 11/15/21
Had over 25 assists.....	28 vs. Niagara, 2/8/15
Had 15+ steals	16 vs. Maine, 11/26/17
Had 20+ steals	20 vs. Wagner, 2/26/00
Blocked 10+ shots	10 vs. New Hampshire, 12/6/20

THE LAST TIME A QUINNIPIAC PLAYER...

Scored 50+ points.....	55, Cameron Young vs. Siena, 2/17/19
Scored 40+ points.....	40, Rich Kelly at Fairfield, 2/17/18
Scored 30+ points.....	31, Matt Balanc at Manhattan, 12/5/21
Had a triple-double.....	James Feldeine (19 pts, 11 asts, 10 rebs) vs. Monmouth, 2/25/10
Two players had double-doubles.....	Kevin Marfo (14 PTS, 12 REB) & Matt Balanc (12 PTS & 10 REB), 1/10/20
Three Players had double-doubles... Zaid Hearst (10 pts, 10 rebs), Ike Azotam (14 pts, 15 rebs), Ousmane Drame (16 pts, 11 rebs) vs. Boston U, 12/2/13	
Two players had 25+ points.....	Cameron Young (33) and Rich Kelly (30) vs Monmouth, 1/10/19
Two players had 30+ points.....	Cameron Young (33) and Jacob Rigoni (30) vs Monmouth, 3/9/19
Two players combined for 50 points	79 - Cameron Young (55) and Rich Kelly (24) at Siena, 2/17/19
Three players had 20+ points	Cameron Young (22), Rich Kelly (21) and Jacob Rigoni (20) at Niagara, 2/8/19
Six players in double figures	Cameron Young (18), Kevin Marfo (14), Rich Kelly (12), Jacob Rigoni (12) vs. Saint Peter's, 1/10/20
.....Travis Atson (13) and Tyrese Williams (10) vs. Bethune-Cookman, 12/19/18	
Hit six 3-point field goals.....	7, Jacob Rigoni vs. Marist, 3/8/22
Hit 10 3-point field goals.....	12, Rick Barry vs. Bentley, 2/1/95
Completed two or more 4-Point Plays.....	Cameron Young (2) vs Iona, 2/19/19
Made 15 free throws	15, Cameron Young at Stony Brook (18 att.), 12/1/18
Two Players Made 10 free throws	Zaid Hearst (13) and Umar Shannon (12) at Siena, 2/1/14
Had 20+ rebounds	20, Kevin Marfo vs. Saint Peter's, 12/3/21
Had 15+ rebounds	16, Kevin Marfo vs. Marist, 3/1/20
Two players had 10+ rebounds	Chaise Daniels (13), Mikey Dixon (12) vs. Manhattan, 2/19/17
Three players had 10+ rebounds.....	Ike Azotam (15), Ousmane Drame (11) and Zaid Hearst (10) vs. Boston U, 12/2/13
Shot 100% from the field (5 or more attempts).....	Ousmane Drame (5-5) vs. Iona, 11/16/12
Shot 100% from three (4 or more attempts).....	Reggie Oliver (4-4) vs. Canisius, 1/20/17
Shot 100% from the line (8 or more attempts).....	Mikey Dixon (8-8) vs. Manhattan, 1/7/17
Had 10+ assists	10, Luis Kortright at Fairfield, 2/7/21
Had 15+ assists	15, Nate Pondexter vs. Brown, 1/11/00
Had 7+ steals.....	7, Alain Chigha vs. Maine, 11/26/17
Had 5+ blocks.....	7, Seth Pinkney vs. Saint Peter's, 3/4/21



0 // KEVIN MARFO

GR // 6-9 // F // BERGENFIELD, N.J. // WORCESTER ACADEMY // TEXAS A&M (2020-21)

SINGLE GAME HIGHS

Statistic	Value	
Points	21	vs Maine 12/11/21
Rebounds	21	vs Monmouth 01/12/20
Assists	8	vs Siena 02/26/20
Steals	3	4 times
Blocks	5	vs Canisius 02/21/20
FG Made	8	vs Maine 12/11/21
FG Attempts	14	at Siena 01/30/22
3FG Made	1	vs Marist 03/01/20, vs Holy Cross 11/15/21
3FG Attempts	4	vs Holy Cross 11/15/21
FT Made	10	vs Saint Peter's 01/18/20, vs Bowling Green 12/21/19, at Saint Peter's 02/04/22
FT Attempts	14	at Saint Peter's 02/14/20

CAREER STATISTICS

				Field Goals		3-Point		F-Throws		Rebounds									Scoring	
SEASON	TEAM	GP-GS	MIN/AVG	FG-FGA	FG%	3FG-3FGA	3FG%	FT-FTA	FT%	OFF	DEF	TOT	AVG	PF-FO	A	TO	BLK	STL	PTS	AVG
2016-17	GWU	23-0	205/8.9	16-44	.364	0-0	.000	30-56	.536	28	36	64	2.8	31-0	4	21	7	7	62	2.7
2018-19	QU	25-11	461/18.4	40-82	.488	0-0	.000	55-87	.632	64	123	187	7.5	65-1	23	16	13	6	135	5.4
2019-20	QU	30-29	844/28.1	90-186	.484	1-3	.333	125-176	.710	134	266	400	13.3	77-1	57	60	37	19	306	10.2
2020-21	TA&M	17-8	215/12.7	13-28	.464	0-1	.000	19-27	.704	23	40	63	3.7	26-0	5	15	6	11	45	2.6
2021-22	QU	29-29	782/27.0	90-195	.462	1-15	.067	92-129	.713	93	201	294	10.1	78-0	114	102	20	26	273	9.4
TOTAL FOR QU		84-69	2086/24.8	220-463	.475	2-18	.111	272-392	.694	291	590	881	10.5	220-2	194	178	70	51	714	8.5
TOTAL		124-77	2507/20.2	249-535	.465	2-19	.105	321-475	.676	342	666	1008	8.1	277-2	203	214	83	69	821	6.6



1 // TYMU CHENERY

SO // 6-6 // G/F // PHILADELPHIA, PA // EPISCOPAL HIGH SCHOOL

SINGLE GAME HIGHS

Statistic	Value	
Points	21	at Fairfield 02/08/21
Rebounds	8	vs Central Conn. St. 11/20/21
Assists	5	vs Rider 02/21/21, vs Niagara 01/23/21
Steals	4	vs Saint Peter's 03/05/21
Blocks	3	vs New Hampshire 12/06/20
FG Made	7	at Monmouth 01/15/21, vs Rider 02/20/21, at Fairfield 02/08/21
FG Attempts	13	at Marist 02/20/22
3FG Made	6	at Fairfield 02/08/21
3FG Attempts	7	vs Niagara 01/22/21, at Fairfield 02/08/21, at Marist 02/20/22
FT Made	6	vs Central Conn. St. 11/20/21
FT Attempts	6	vs Niagara 01/23/21, vs Central Conn. St. 11/20/21

CAREER STATISTICS

				Field Goals		3-Point		F-Throws		Rebounds								Scoring		
SEASON	TEAM	GP-GS	MIN/AVG	FG-FGA	FG%	3FG-3FGA	3FG%	FT-FTA	FT%	OFF	DEF	TOT	AVG	PF-FO	A	TO	BLK	STL	PTS	AVG
2020-21	QU	22-18	609/27.7	77-194	.397	31-92	.337	29-48	.604	21	62	83	3.8	60-2	18	34	15	17	214	9.7
2021-22	QU	29-28	829/28.6	92-237	.388	31-101	.307	30-40	.750	36	64	100	3.4	70-0	19	23	12	31	245	8.4
TOTAL		51-46	1437/28.2	169-431	.392	62-193	.321	59-88	.670	57	126	183	3.6	130-2	37	57	27	48	459	9.0



2 // MATT BALANC


R-JR // 6-4 // G // SILVER SPRING, MD // SPRINGBROOK HS

SINGLE GAME HIGHS

Statistic	Value	
Points	31	at Manhattan 12/05/21
Rebounds	10	vs Niagara 01/10/20, at Monmouth 03/03/22
Assists	2	6 times
Steals	5	at Maryland 11/09/21
Blocks	1	8 times
FG Made	9	at Brown 11/13/19, at Maryland 11/09/21, at Dartmouth 12/08/21
FG Attempts	20	at Rider 01/14/22
3FG Made	5	at Dartmouth 12/08/21, vs Marist 01/28/22
3FG Attempts	10	at Iona 03/05/22
FT Made	13	at Manhattan 12/05/21
FT Attempts	15	at Manhattan 12/05/21

CAREER STATISTICS

				Field Goals		3-Point		F-Throws		Rebounds									Scoring	
SEASON	TEAM	GP-GS	MIN/AVG	FG-FGA	FG%	3FG-3FGA	3FG%	FT-FTA	FT%	OFF	DEF	TOT	AVG	PF-FO	A	TO	BLK	STL	PTS	AVG
2019-20	QU	30-6	647/21.6	84-206	.408	27-86	.314	25-34	.735	17	65	82	2.7	47-0	17	35	0	14	220	7.3
2020-21	QU	18-3	245/13.6	26-65	.400	7-27	.259	11-16	.688	12	31	43	2.4	26-0	3	12	3	4	70	3.9
2021-22	QU	28-16	829/29.6	140-324	.432	54-151	.358	76-92	.826	33	89	122	4.4	57-0	13	22	5	27	410	14.6
TOTAL		76-25	1721/22.6	250-595	.420	88-264	.333	112-142	.789	62	185	247	3.3	130-0	33	69	8	45	700	9.2



3 // SAVION LEWIS

R-JR // 6-1 // G // DIX HILLS, N.Y. // HALF HOLLOW HILLS EAST

SINGLE GAME HIGHS

Statistic	Value	
Points	18	at Manhattan 12/05/21
Rebounds	10	vs Western New Eng. 11/12/21
Assists	8	vs Rider 02/21/21, vs Manhattan 01/08/21, vs Iona 03/09/21
Steals	6	vs Rider 02/21/21
Blocks	1	at Fairfield 02/07/21
FG Made	8	at Miami (FL) 11/16/19, at Manhattan 12/05/21
FG Attempts	14	at Monmouth 01/15/21
3FG Made	1	5 times
3FG Attempts	3	at Monmouth 01/15/21, vs Niagara 01/23/21
FT Made	4	6 times
FT Attempts	8	at Fairleigh Dickinson 12/03/19, vs Manhattan 01/08/21

CAREER STATISTICS

				Field Goals		3-Point		F-Throws		Rebounds								Scoring		
SEASON	TEAM	GP-GS	MIN/AVG	FG-FGA	FG%	3FG-3FGA	3FG%	FT-FTA	FT%	OFF	DEF	TOT	AVG	PF-FO	A	TO	BLK	STL	PTS	AVG
2019-20	QU	8-0	159/19.9	21-48	.438	0-3	.000	10-16	.625	7	11	18	2.3	10-0	16	15	0	4	52	6.5
2020-21	QU	21-20	543/25.8	68-159	.428	5-18	.278	36-63	.571	17	71	88	4.2	48-0	71	69	1	31	177	8.4
2021-22	QU	8-1	204/25.5	34-49	.694	0-0	.000	7-10	.700	11	23	34	4.3	18-0	33	22	0	13	75	9.4
TOTAL		37-21	905/24.5	123-256	.480	5-21	.238	53-89	.596	35	105	140	3.8	76-0	120	106	1	48	304	8.2



5 // TYRESE WILLIAMS

SR // 6-3 // G // BEACON, N.Y. // CARDINAL HAYES

SINGLE GAME HIGHS

Statistic	Value	
Points	26	at Canisius 01/31/20
Rebounds	9	at Monmouth 02/24/19, at Iona 03/04/20
Assists	7	vs Lafayette 12/08/18
Steals	4	vs Marist 03/01/20
Blocks	1	15 times
FG Made	9	at Canisius 01/31/20
FG Attempts	20	at Iona 03/04/20
3FG Made	8	at Canisius 01/31/20
3FG Attempts	12	vs Central Conn. St. 11/20/21
FT Made	10	vs Iona 02/17/21
FT Attempts	11	vs Iona 02/17/21

CAREER STATISTICS

SEASON	TEAM	GP-GS	MIN/AVG	Field Goals		3-Point		F-Throws		Rebounds				Scoring						
				FG-FGA	FG%	3FG-3FGA	3FG%	FT-FTA	FT%	OFF	DEF	TOT	AVG	PF-FO	A	TO	BLK	STL	PTS	AVG
2018-19	QU	31-30	933/30.1	96-252	.381	48-133	.361	37-54	.685	19	112	131	4.2	94-1	74	69	3	28	277	8.9
2019-20	QU	30-29	791/26.4	103-272	.379	57-170	.335	34-43	.791	18	78	96	3.2	74-0	64	69	5	24	297	9.9
2020-21	QU	19-18	423/22.3	43-149	.289	25-105	.238	23-29	.793	8	55	63	3.3	49-3	22	40	4	14	134	7.1
2021-22	QU	23-13	505/22.0	64-155	.413	48-121	.397	18-22	.818	4	44	48	2.1	52-2	16	23	3	20	194	8.4
TOTAL		103-90	2652/25.7	306-828	.370	178-529	.336	112-148	.757	49	289	338	3.3	269-6	176	201	15	86	902	8.8



11 // DEZI JONES

SO // 5-10 // G // HANNIBAL, MO. // HANNIBAL HS // MOBERLY AREA CC

SINGLE GAME HIGHS

Statistic	Value	
Points	26	at Monmouth 03/03/22
Rebounds	10	vs Marist 03/08/22
Assists	8	vs Niagara 12/31/21, vs Marist 03/08/22
Steals	4	vs Western New Eng. 11/12/21, at Monmouth 03/03/22
Blocks	1	vs Brown 11/28/21, vs Marist 03/08/22
FG Made	11	at Niagara 01/09/22
FG Attempts	20	at Niagara 01/09/22
3FG Made	4	vs Siena 02/24/22, at Monmouth 03/03/22, vs Marist 03/08/22
3FG Attempts	10	at Monmouth 03/03/22
FT Made	6	at Iona 03/05/22
FT Attempts	6	at Iona 03/05/22

CAREER STATISTICS

SEASON	TEAM	GP-GS	MIN/AVG	Field Goals		3-Point		F-Throws		Rebounds				Scoring						
				FG-FGA	FG%	3FG-3FGA	3FG%	FT-FTA	FT%	OFF	DEF	TOT	AVG	PF-FO	A	TO	BLK	STL	PTS	AVG
2021-22	QU	29-27	807/27.8	131-272	.482	45-125	.360	30-36	.833	14	74	88	3.0	52-1	88	65	2	33	337	11.6
TOTAL		29-27	807/27.8	131-272	.482	45-125	.360	30-36	.833	14	74	88	3.0	52-1	88	65	2	33	337	11.6



12 // BERNIE BLUNT

FY // 6-0 // G // MORGANTOWN, PA. // ROCKTOP ACADEMY

SINGLE GAME HIGHS

Statistic	Value	
Points	14	vs Maine 12/11/21
Rebounds	2	vs Maine 12/11/21, at Canisius 01/11/22
Assists	1	at Dartmouth 12/08/21, at Canisius 01/11/22, vs Manhattan 02/13/22
Steals	3	vs Maine 12/11/21
FG Made	5	vs Maine 12/11/21
FG Attempts	9	vs Maine 12/11/21
3FG Made	4	vs Maine 12/11/21
3FG Attempts	6	vs Maine 12/11/21
FT Made	4	vs Western New Eng. 11/12/21
FT Attempts	4	vs Western New Eng. 11/12/21

CAREER STATISTICS

				Field Goals		3-Point		F-Throws		Rebounds				Scoring						
SEASON	TEAM	GP-GS	MIN/AVG	FG-FGA	FG%	3FG-3FGA	3FG%	FT-FTA	FT%	OFF	DEF	TOT	AVG	PF-FO	A	TO	BLK	STL	PTS	AVG
2021-22	QU	11-1	103/9.4	11-24	.458	7-18	.389	6-6	1.000	0	6	6	0.5	12-0	3	3	0	5	35	3.2
TOTAL		11-1	103/9.4	11-24	.458	7-18	.389	6-6	1.000	0	6	6	0.5	12-0	3	3	0	5	35	3.2



15 // LUIS KORTRIGHT

SO // 6-3 // G // MANHATTAN, N.Y. // ST. RAYMOND HS

SINGLE GAME HIGHS

Statistic	Value	
Points	25	vs Rider 02/21/21
Rebounds	12	at Marist 02/28/21
Assists	10	at Fairfield 02/07/21
Steals	3	vs Niagara 01/22/21
Blocks	2	vs Saint Peter's 03/05/21, vs Canisius 02/12/21
FG Made	9	vs Rider 02/21/21
FG Attempts	14	at Marist 02/28/21
3FG Made	5	vs Rider 02/21/21
3FG Attempts	7	at Marist 02/28/21
FT Made	8	vs Saint Peter's 03/05/21
FT Attempts	9	vs Rider 02/20/21, vs Saint Peter's 03/05/21, at Fairfield 02/08/21

CAREER STATISTICS

				Field Goals		3-Point		F-Throws		Rebounds				Scoring						
SEASON	TEAM	GP-GS	MIN/AVG	FG-FGA	FG%	3FG-3FGA	3FG%	FT-FTA	FT%	OFF	DEF	TOT	AVG	PF-FO	A	TO	BLK	STL	PTS	AVG
2020-21	QU	18-2	416/23.1	57-160	.356	21-60	.350	51-77	.662	14	57	71	3.9	35-0	49	31	8	12	186	10.3
2021-22	QU	20-0	275/13.8	23-80	.288	10-37	.270	10-19	.526	9	31	40	2.0	18-0	23	13	0	6	66	3.3
TOTAL		38-2	691/18.2	80-240	.333	31-97	.320	61-96	.635	23	88	111	2.9	53-0	72	44	8	18	252	6.6



20 // BRENDAN MCGUIRE

JR // 6-7 // G/F // GARDEN CITY, N.Y. // CHAMINADE HS

SINGLE GAME HIGHS

Statistic	Value	
Points	19	vs Niagara 01/23/21
Rebounds	10	vs Niagara 01/23/21
Assists	10	vs Niagara 01/10/20
Steals	2	7 times
Blocks	2	at Canisius 01/11/22
FG Made	6	at Canisius 01/31/20, vs Rider 02/21/21, at Canisius 01/11/22
FG Attempts	9	4 times
3FG Made	3	4 times
3FG Attempts	6	at Marist 02/28/21
FT Made	7	vs Niagara 01/23/21
FT Attempts	8	vs Niagara 01/23/21

CAREER STATISTICS

				Field Goals		3-Point		F-Throws		Rebounds									Scoring	
SEASON	TEAM	GP-GS	MIN/AVG	FG-FGA	FG%	3FG-3FGA	3FG%	FT-FTA	FT%	OFF	DEF	TOT	AVG	PF-FO	A	TO	BLK	STL	PTS	AVG
2019-20	QU	24-9	451/18.8	27-72	.375	6-24	.250	12-15	.800	13	50	63	2.6	20-0	64	52	4	13	72	3.0
2020-21	QU	21-2	483/23.0	50-111	.450	19-42	.452	23-28	.821	12	66	78	3.7	35-1	50	47	6	12	142	6.8
2021-22	QU	17-0	340/20.0	31-72	.431	5-19	.263	18-26	.692	12	45	57	3.4	29-0	49	21	7	8	85	5.0
TOTAL		62-11	1273/20.5	108-255	.424	30-85	.353	53-69	.768	37	161	198	3.2	84-1	163	120	17	33	299	4.8



22 // ELIAS KING

JR // 6-9 // F // SACRAMENTO, CALIF. // JESUIT HS // SANTA MONICA CC

SINGLE GAME HIGHS

Statistic	Value	
Points	11	vs Fairleigh Dickinson 11/25/20
Rebounds	9	vs Fairleigh Dickinson 11/25/20
Assists	2	vs Fairleigh Dickinson 11/25/20, vs Maine 12/11/21
Steals	1	vs Fairleigh Dickinson 11/25/20
Blocks	2	vs Fairleigh Dickinson 11/25/20
FG Made	5	vs Drexel 12/03/20
FG Attempts	8	vs Fairleigh Dickinson 11/25/20
3FG Made	1	vs Drexel 12/02/20, vs Western New Eng. 11/12/21
3FG Attempts	1	vs Drexel 12/03/20, vs Drexel 12/02/20, vs Western New Eng. 11/12/21
FT Made	5	vs Brown 11/28/21
FT Attempts	6	vs Brown 11/28/21

CAREER STATISTICS

				Field Goals		3-Point		F-Throws		Rebounds									Scoring	
SEASON	TEAM	GP-GS	MIN/AVG	FG-FGA	FG%	3FG-3FGA	3FG%	FT-FTA	FT%	OFF	DEF	TOT	AVG	PF-FO	A	TO	BLK	STL	PTS	AVG
2020-21	QU	4-0	85/21.3	11-19	.579	1-2	.500	9-11	.818	9	14	23	5.8	8-0	3	4	2	1	32	8.0
2021-22	QU	13-0	74/5.7	3-4	.750	1-1	1.000	7-10	.700	3	9	12	0.9	14-0	3	2	0	0	14	1.1
TOTAL		17-0	159/9.4	14-23	.609	2-3	.667	16-21	.762	12	23	35	2.1	22-0	6	6	2	1	46	2.7



23 // JJ RIGGINS

R-SO // 6-6 // F // PHILADELPHIA, PA // IMHOTEP

SINGLE GAME HIGHS

Statistic	Value	
Points	15	at Canisius 01/11/22
Rebounds	7	vs Iona 01/23/22
Assists	2	6 times
Steals	1	5 times
Blocks	2	vs Holy Cross 11/15/21, at Rider 01/14/22
FG Made	6	at Canisius 01/11/22
FG Attempts	8	vs Saint Peter's 03/04/21, at Canisius 01/11/22
3FG Made	1	vs Western New Eng. 11/12/21
3FG Attempts	1	11 times
FT Made	3	at Canisius 01/11/22
FT Attempts	4	vs Canisius 02/12/21, at Maryland 11/09/21

CAREER STATISTICS

				Field Goals		3-Point		F-Throws		Rebounds									Scoring	
SEASON	TEAM	GP-GS	MIN/AVG	FG-FGA	FG%	3FG-3FGA	3FG%	FT-FTA	FT%	OFF	DEF	TOT	AVG	PF-FO	A	TO	BLK	STL	PTS	AVG
2017-18	QU	33-14	857/26.0	107-233	.459	75-165	.455	33-42	.786	22	104	126	3.8	55-0	35	43	9	19	322	9.8
2018-19	QU	31-31	838/27.0	98-239	.410	66-173	.382	56-64	.875	24	92	116	3.7	50-0	40	42	9	19	318	10.3
2019-20	QU	30-30	793/26.4	85-211	.403	66-164	.402	21-25	.840	8	86	94	3.1	38-0	26	32	5	12	257	8.6
2020-21	QU	22-22	712/32.4	71-198	.359	52-139	.374	65-76	.855	10	129	139	6.3	36-0	28	23	7	13	259	11.8



25 // JACOB RIGONI

GR // 6-6 // F // ADELAIDE, AUSTRALIA // MERCEDES COLLEGE

SINGLE GAME HIGHS

Statistic	Value	
Points	30	vs Monmouth 03/09/19
Rebounds	15	vs Rider 02/20/21
Assists	5	vs Rider 02/12/19, vs Marist 01/28/22
Steals	2	17 times
Blocks	2	vs Drexel 12/16/18, at Rider 01/05/19, at Manhattan 12/05/21
FG Made	8	at New Hampshire 11/20/18, at Marist 02/28/21
FG Attempts	18	at Marist 02/28/21
3FG Made	7	vs Monmouth 03/09/19, vs Rider 01/07/20, at Marist 02/28/21
3FG Attempts	12	at Marist 02/28/21
FT Made	9	vs Monmouth 03/09/19
FT Attempts	11	at Monmouth 01/15/21

CAREER STATISTICS

				Field Goals		3-Point		F-Throws		Rebounds									Scoring	
SEASON	TEAM	GP-GS	MIN/AVG	FG-FGA	FG%	3FG-3FGA	3FG%	FT-FTA	FT%	OFF	DEF	TOT	AVG	PF-FO	A	TO	BLK	STL	PTS	AVG
2017-18	QU	33-14	857/26.0	107-233	.459	75-165	.455	33-42	.786	22	104	126	3.8	55-0	35	43	9	19	322	9.8
2018-19	QU	31-31	838/27.0	98-239	.410	66-173	.382	56-64	.875	24	92	116	3.7	50-0	40	42	9	19	318	10.3
2019-20	QU	30-30	793/26.4	85-211	.403	66-164	.402	21-25	.840	8	86	94	3.1	38-0	26	32	5	12	257	8.6
2020-21	QU	22-22	712/32.4	71-198	.359	52-139	.374	65-76	.855	10	129	139	6.3	36-0	28	23	7	13	259	11.8
2021-22	QU	29-29	740/25.5	80-216	.370	56-162	.346	38-39	.974	12	71	83	2.9	31-0	28	39	4	12	254	8.8
TOTAL		145-126	3940/27.2	441-1097	.402	315-803	.392	213-246	.866	76	482	558	3.8	210-0	157	179	34	75	1410	9.7



2021-22 Quinnipiac Bobcats TV/Radio Chart



#Kevin Marfo
Graduate Student



#1 Tymu Chenery
Sophomore



#2 Matt Balanc
R-Junior



#3 Savion Lewis
R-Junior



#4 Brody Limric
First Year




#5 Tyrese Williams
Senior



#11 Dezi Jones
Sophomore



#12 Bernie Blunt
First Year



#14 Quinn Guth
First Year



#15 Luis Kortright
Sophomore



#20 Brendan McGuire
Junior



#22 Elias King
Junior



#23 JJ Riggins
R-Sophomore



#25 Jacob Rigoni
Graduate Student



#53 Brendan Martin
Senior



Baker Dunleavy
Head Coach | 5th Year
Villanova '06