



# QUINPIAC UNIVERSITY WOMEN'S BASKETBALL

## BACK TO BACK MAAC REGULAR SEASON CHAMPIONS

### 2016-17 Quinnipiac University Schedule and Results

Date	Opponent	Time/Result	Overall/MAAC
<b>November</b> <span style="float:right">4-1/0-0</span>			
Fri. 11	FGCU	W, 66-56	1-0/0-0
Sun. 13	at Dayton	W, 63-60	2-0/0-0
Wed. 16	at Holy Cross	W, 78-55	3-0/0-0
Sun. 20	Northeastern	W, 76-59	4-0/0-0
Sun. 27	at Temple	L, 71-68	4-1/0-0
<b>December</b> <span style="float:right">2-0/2-0</span>			
Thu. 1	at Saint Peter's *	W, 84-51	5-1/1-0
Sat. 3	Siena *	W, 73-47	6-1/2-0
Tue. 6	Michigan State	7:00 PM	
Sat. 10	at Hartford	2:00 PM	
Mon. 19	vs. New Mexico State ^	3:00 PM	
Tue. 20	TBA ^	TBA	
Wed. 21	TBA ^	TBA	
Fri. 30	at Rider *	7:00 PM	
<b>January</b> <span style="float:right">0-0/0-0</span>			
Mon. 2	Saint Peter's *	7:00 PM	
Thu. 5	at Niagara *	11:00 AM	
Sat. 7	at Canisius *	2:00 PM	
Tue. 10	Manhattan *	7:00 PM	
Mon. 16	Fairfield *	2:00 PM	
Thu. 19	at Monmouth *	11:30 AM	
Sat. 21	Rider *	2:00 PM	
Thu. 26	Niagara *	7:00 PM	
Sat. 28	at Iona *	2:00 PM	
<b>February</b> <span style="float:right">0-0/0-0</span>			
Thu. 2	at Fairfield * (ESPN3)	5:00 PM	
Sat. 4	Monmouth *	1:00 PM	
Thu. 9	Marist * (ESPN3)	5:00 PM	
Sun. 12	at Siena *	2:00 PM	
Fri. 17	Iona * (ESPN3)	5:00 PM	
Sun. 19	at Manhattan *	3:00 PM	
Thu. 23	at Marist * (ESPN3)	5:30 PM	
Sat. 25	Canisius *	2:00 PM	

Home games are noted in **bold**.

\* - Metro Atlantic Athletic Conference Game

^ - Play4Kay Shootout (Las Vegas, Nev.)

### 2016-17 MAAC Women's Basketball Standings

MAAC	W-L	GB	PCT	W-L	PCT	STRK
Quinnipiac	2-0	--	1.000	6-1	.857	W2
Rider	2-0	--	1.000	5-2	.714	W2
Fairfield	1-1	1	.500	4-4	.500	W1
Saint Peter's	1-1	1	.500	1-6	.143	W1
Niagara	1-1	1	.500	3-4	.429	L1
Iona	1-1	1	.500	4-4	.500	L1
Siena	1-1	1	.500	2-4	.333	L1
Marist	1-1	1	.500	2-7	.222	L1
Canisius	1-1	1	.500	2-5	.286	W1
Manhattan	0-2	2	.000	3-4	.429	L3
Monmouth	0-2	2	.000	2-5	.286	L2

### Game #8: Quinnipiac vs. Michigan State - December 6, 2016

Maxx McNall • Women's Basketball Contact; Assistant Director of Sports Information  
maxx.mcnall@quinnipiac.edu • Office (203) 582-5387

Quinnipiac Bobcats (6-1) vs.

Michigan State Spartans (7-2)

TD Bank Sports Center - Hamden, Conn.

Tuesday, December 6th, 2016

Live Audio: AM 1220 WQUN

Live Stream: Quinnipiac All-Access

Live Stats: QuinnipiacBobcats.com



VS




## BOBCAT STORYLINES

- Tuesday night's contest between **Quinnipiac** and Michigan State marks just the second time in program history that the Bobcats have played host to a ranked opponent. The only previous time **Quinnipiac** hosted a nationally-ranked foe came when the Bobcats hosted No. 18 Vanderbilt (L, 75-74) back on Dec. 10, 2009.
- The Bobcats are 0-8 all-time against nationally-ranked competition, stand 1-2 all-time against Big Ten competition with the one win coming over Minnesota on Nov. 25, 2011, and own a mark of 5-28 against teams in high-major conferences (ACC, Big East, Big 12, B1G, Pac-12 and SEC).
- **Quinnipiac** has hosted a high-major foe just five times (St. John's (Big East), Vanderbilt (SEC), Boston College (ACC), Syracuse (then Big East) and Wake Forest (SEC)). The Bobcats own a mark of 1-4 in those five contests with the lone win coming over St. John's (W, 75-72) on Dec. 22, 2012.
- After scoring 10+ points just once in her freshman season, **Jen Fay** has notched a team-leading five straight double digit point outings for the Bobcats. Her 26 points against Temple last Sunday represents the highest single-game scoring total by a Bobcat since Samantha Guastella went for 28 in a home win over Siena on Dec. 5, 2014 (66 games ago).
- **Quinnipiac's** "Gold Rush" subbing rotation has returned as the Bobcats have moved back to the traditional rotation which has brought the program tons of success in recent seasons. Subbing five players in-and-out at a time means a balanced lineup as no player is averaging more than 21 minutes per game while eight Bobcats are averaging at least five points per game in the five-game span since making the move back to the rotation.
- **Quinnipiac's** 6-1 start has caught the attention of the voters as the Bobcats earned the program's highest ranking in the College Insider Mid-Major Poll at No. 4 last Tuesday. **Quinnipiac** also earned the No. 10 ranking in the ESPNW Mid-Major Poll last Wednesday, marking just the second time in program history the Bobcats have earned a spot in the espnW.com poll.

## QUINPIAC BOBCATS GOLD RUSH CONTRIBUTORS


### GUARDS



1

VANESSA UDOJI

PPG	RPG	APG
7.8	2.5	0.8



3

ADILY MARTUCCI


PPG	RPG	APG
10.1	2.3	0.6



5

CARLY FABBRI


PPG	RPG	APG
2.6	2.4	3.9



11

EDELL THORNTON

PPG	RPG	APG
3.8	1.6	3.0



22

BRITTANY JOHNSON

PPG	RPG	APG
6.7	2.7	0.7

### FORWARDS



4

PAULA STRAUTMENE


PPG	RPG	APG
8.0	4.7	2.1



13

SARAH SHEWAN

PPG	RPG	APG
5.9	2.9	1.4



21

JEN FAY

PPG	RPG	APG
12.0	3.9	0.9



25

ARYN MCCLURE

PPG	RPG	APG
6.3	7.4	2.4



35

MORGAN MANZ

PPG	RPG	APG
8.9	4.0	1.9

# 2016-17 Quinnipiac Women's Basketball Game Notes

## Game #8: Quinnipiac vs. Michigan State • TD Bank Sports Center • Hamden, Conn.

### QUINNIPIAC UNIVERSITY 2016-17 WOMEN'S BASKETBALL ROSTER

#### >> Alphabetical Roster

No.	Name	Year	Position	Height	Hometown/High School (Last College)
5	Carly Fabbri +	Junior	Guard	5-7	Stratford, CT/Lauralton Hall
21	Jen Fay	Redshirt Sophomore	Forward	6-0	Lynbrook, NY/Lynbrook/Nazareth
24	Katie Grant	Freshman	Center	6-4	Phoenix, AZ/Horizon
2	Taylor Herd	Freshman	Guard	5-9	Quakertown, PA/Lansdale Catholic
22	Brittany Johnson	Junior	Guard	5-11	Pickerington, OH/Pickerington North
35	Morgan Manz +	Senior	Forward	6-1	Southbury, CT/The Taft School/Pomperaug
23	Brittany Martin	Sophomore	Guard	5-6	Sicklerville, NJ/Timber Creek
3	Adily Martucci +	Redshirt Senior	Guard	5-8	Waterford, CT/Waterford
25	Aryn McClure	Sophomore	Guard/Forward	5-11	Springfield Gardens, NY/Archbishop Molloy
15	Brianah Ramos	Senior	Guard	5-9	Montgomery, NY/Depaul Catholic
13	Sarah Shewan	Junior	Forward	6-2	Russell, Ontario/St. Thomas Aquinas Catholic
4	Paula Strautmane	Sophomore	Forward	6-0	Riga, Latvia/Latvia U16, U18 & U20 National Team/TTT Riga
11	Edel Thornton	Sophomore	Guard	5-11	Gurranabraher, Ireland/Ireland U18 National Team/Brunell
1	Vanessa Udoji	Freshman	Guard/Forward	5-11	Randolph, MA/Northfield Mount Hermon
10	Jaden Ward	Freshman	Forward	6-0	Wisconsin Dells, WI/Wisconsin Dells
20	Paige Warfel	Freshman	Forward	6-0	Chester Springs, PA/Downingtown East

#### >> Numerical Roster

No.	Name	Year	Position	Height	Hometown/High School (Last College)
1	Vanessa Udoji	Freshman	Guard/Forward	5-11	Randolph, MA/Northfield Mount Hermon
2	Taylor Herd	Freshman	Guard	5-9	Quakertown, PA/Lansdale Catholic
3	Adily Martucci +	Redshirt Senior	Guard	5-8	Waterford, CT/Waterford
4	Paula Strautmane	Junior	Forward	6-0	Riga, Latvia/Latvia U16, U18 & U20 National Team/TTT Riga
5	Carly Fabbri +	Junior	Guard	5-7	Stratford, CT/Lauralton Hall
10	Jaden Ward	Freshman	Forward	6-0	Wisconsin Dells, WI/Wisconsin Dells
11	Edel Thornton	Sophomore	Guard	5-11	Gurranabraher, Ireland/Ireland U18 National Team/Brunell
13	Sarah Shewan	Junior	Forward	6-2	Russell, Ontario/St. Thomas Aquinas Catholic
15	Brianah Ramos	Senior	Guard	5-9	Montgomery, NY/Depaul Catholic
20	Paige Warfel	Freshman	Forward	6-0	Chester Springs, PA/Downingtown East
21	Jen Fay	Redshirt Sophomore	Forward	6-0	Lynbrook, NY/Lynbrook/Nazareth
22	Brittany Johnson	Junior	Guard	5-11	Pickerington, OH/Pickerington North
23	Brittany Martin	Sophomore	Guard	5-6	Sicklerville, NJ/Timber Creek
24	Katie Grant	Freshman	Center	6-4	Phoenix, AZ/Horizon
25	Aryn McClure	Sophomore	Guard/Forward	5-11	Springfield Gardens, NY/Archbishop Molloy
35	Morgan Manz	Senior	Forward	6-1	Southbury, CT/The Taft School/Pomperaug

+ Captain

#### 2016-17 Coaching Staff

<b>Head Coach</b>	Tricia Fabbri (Fairfield University '91, 22nd Season)
<b>Assistant Coach</b>	Mountain MacGillivray (Temple '96, 8th Season)
<b>Assistant Coach</b>	Danielle Brennan (Hartford '06, 7th Season)
<b>Assistant Coach</b>	Destini Hughes (LSU '11, '16/ 1st Season)
<b>Director of Operations</b>	Telia Marks-McCall (Virginia '13 / 1st Season)
<b>Athletic Trainer</b>	Becky Mella (Ithaca '95, 6th Season)

#### Roster Breakdown

By State/Country	Pronunciation Guide	Pronunciation Guide
New York • 3: Fay, McClure, Ramos	Head Coach Tricia Fabbri (FAB-ree)	#15 Brianah Ramos (RAW-mos)
Connecticut • 3: Fabbri, Manz, Martucci	#1 Vanessa Udoji (oh-DODGE-ee)	#20 Paige Warfel
Pennsylvania • 2: Herd, Warfel	#2 Taylor Herd	#21 Jen Fay
Ohio • 1: Johnson	#3 Adily Martucci (ADD-ill-E Mar-TWO-chi)	#22 Brittany Johnson
Arizona • 1: Grant	#4 Paula Strautmane (STOGHT-mah-NAY)	#23 Brittany Martin
Massachusetts • 1: Udoji	#5 Carly Fabbri (FAB-ree)	#24 Katie Grant
New Jersey • 1: Martin	#10 Jaden Ward	#25 Aryn McClure (AIR-in)
Canada • 1: Shewan	#11 Edel Thornton (E-dell)	#35 Morgan Manz (MAN-zz)
Ireland • 1: Thornton	#13 Sarah Shewan (SHOE-in)	
Latvia • 1: Strautmane		
Wisconsin • 1: Ward		



# 2016-17 Quinnipiac Women's Basketball Game Notes

## Game #8: Quinnipiac vs. Michigan State • TD Bank Sports Center • Hamden, Conn.

### LET THE GOOD TIMES ROLL

A pair of dominating wins to open MAAC play gives the Quinnipiac women's basketball team tons of momentum heading into a huge non-conference showdown on Tuesday night as the Bobcats are set to play host to Michigan State at 7 PM. This marks just the fourth time in program history that Quinnipiac has faced a B1G school (1-2 record) as well as the sixth time the Bobcats have hosted a school out of a high-major conference (ACC, Big East, Big 12, B1G, Pac-12 and SEC) (1-4 record) and the first time since the 2012-13 season. The Spartans have been ranked in both the AP and USA Today Top 25 polls this season and are currently receiving votes in the AP while receiving the No. 22 ranking in last Tuesday's USA Today version.

### SCOUTING THE SPARTANS

- Michigan State (7-2) comes in with seven wins on the season, all of which have come against mid-major foes including a pair of mid-major powers in Southern, Delaware and Cal State Northridge
- The Spartans have played and lost to a pair of high-major foes in Oregon (L, 88-55) and Syracuse (L, 75-64), both of which have been ranked at times this season
- Michigan State has won all four of their home games this season while they stand 1-2 away from home and 2-0 in neutral site contests
- The Spartans are coming off a 25-win campaign in 2015-16 which stands as the most single-season victories since 2010-11
- The 2015-16 Spartans also featured a top five WNBA draft pick in Aerial Powers
- Michigan State averages 68.3 points per game while shooting 42.1 percent from the floor
- The Spartans live at the free throw line as Michigan State has connected on 73.6 percent of their opportunities from the charity stripe this season
- Nine Spartans stand at least six-feet tall while four players are listed at 6-foot-3 or taller on the roster
- That size advantage has translated into a +5.5 rebounding margin on the season
- Michigan State has dominated opponents this season in the fourth quarter as the Spartans average 21 points in the fourth quarter alone through nine games this season and just 15.5 points in the first three quarters of games in 2016-17
- Everything flows through senior guard Tori Jankoska on offense as she comes in averaging an impressive all-around stat line with 23.4 points, 6.8 rebounds, 4.7 assists and 1.8 steals in 35.6 minutes per game
- Jankoska shoots a blistering 47.9 percent from the floor, 41.1 percent from three and 90.4 percent at the free throw line
- Standing just 5-foot-8 at the guard position, Jankoska still ranks second on the team in rebounding while she leads the Spartans in scoring, minutes, field goals, three-point field goals, free throws and steals while also ranking second in assists
- Jankoska's stats rank high in the nation as she currently stands fifth in the nation in points per game (23.4) and 19th in three-pointers made per game (3.33)
- Jankoska is the lone Spartan averaging double figures in scoring as the next-closest Michigan State player (Taya Reimer) comes in with 9.7 PPG
- Taya Reimer can be dominant in the low post as she averages 9.7 PPG on 50.6 percent shooting with 4.7 RPG and a team-leading 11 blocks in just 26.7 MPG

### ALL-TIME SERIES AGAINST MICHIGAN STATE

- Quinnipiac and Michigan State have played just once before as the Spartans claimed a dominating 81-48 victory in the TD Banknorth Classic Championship game played on the campus of the University of Vermont in Burlington
- Michigan State shot 62.2 percent as a team and 50 percent from three on their way to a dominating all-around showing
- The Bobcats shot just 26.2 percent as a team on their way to just 48 points while also going 3-for-25 from three (12 percent)
- Quinnipiac did force Michigan State into 24 turnovers in that game

### SPOTLIGHT SHOWDOWN

Tuesday night's contest between Quinnipiac and No. 22 Michigan State marks just the second time in program history that the Bobcats have played host to a nationally-ranked opponent. The only previous time Quinnipiac hosted a nationally-ranked foe came when the Bobcats hosted No. 18 Vanderbilt (L, 75-74) back on Dec. 10, 2009.

### B1G TIME OPPONENT

The Bobcats are 0-8 all-time against nationally-ranked competition, stand 1-2 all-time against B1G foes with the lone win coming over Minnesota on Nov. 25, 2011, and own an all-time mark of 5-28 against teams in high-major conferences (ACC, Big East, Big 12, B1G, Pac-12 and SEC). Quinnipiac has hosted a high-major foe just five times (St. John's (Big East), Vanderbilt (SEC), Boston College (ACC), Syracuse (then-Big East) and Wake Forest (SEC)). The Bobcats own a mark of 1-4 in those five contests with the lone win coming over St. John's (W, 75-72) on Dec. 22, 2012.

### SHE GOT GAME

Jen Fay continues to dominate on the offensive end for the Bobcats as she tal-

### 2016-17 Quinnipiac University Quick Facts

#### General Information

Location	Hamden, Conn.
Enrollment	10,000
Founded	1929
President	John L. Lahey
Faculty Athletic Representative	Sean Duffy
Director of Athletics and Recreation	Greg Amodio
Deputy Director of Athletics/SWA	Sarah Fraser
Senior Associate Athletic Director	Bill Mecca
Associate AD	Tracey Flynn
Associate AD/Athletic Training	Ernie Hallbach
Executive Director, TD Bank Sports Center	Eric Grgurich
Associate AD/Academic Support	Lyneene Richardson
Associate AD/Operations	Andrew Castagnola
Associate AD/Intramurals	Michael Medina
Associate AD/Fitness Center	Tami Reilly
Assistant AD/Sports Information	Ken Sweeten
Assistant AD/Compliance	Bob Tipson
Assistant AD/Equipment Services	Jamie Schilkowski

#### Women's Basketball Facts

Head Coach	Tricia Fabbri (Fairfield '91)
Record at Quinnipiac	356-270 (.569)
Assistant Coaches	Mountain MacGillivray Danielle Brennan Destini Hughes Telia Marks-McCall Lori Landino
Director of Women's Basketball Operations	Bobcats
Secretary to Basketball Programs	Navy and Gold
Nickname	MAAC
Colors	NCAA Division I
Conference	TD Bank Sports Center (3,300)
Affiliation	25-9
Arena	17-3/First
2015-16 Final Record	
2015-16 MAAC Regular-Season Record/Finish	



### Game Day Break Down

Quinnipiac		Michigan State
6-1	2016-17 Record	7-2
.393	Field Goal Percentage	.421
.355	Opp. Field Goal Percentage	.372
.307	3-Pt. Field Goal Percentage	.350
.686	Free Throw Percentage	.736
40.1	Rebound Average	40.7
-0.3	Rebound Margin	+5.5
72.6	Points Per Game	68.3
57.0	Points Allowed Per Game	62.7
+15.6	Scoring Margin	+5.6
18.6	Assists Per Game	16.0
14.7	Turnovers Per Game	18.2
12.4	Steals Per Game	6.0
4.4	Blocks Per Game	3.2

# 2016-17 Quinnipiac Women's Basketball Game Notes

## Game #8: Quinnipiac vs. Michigan State • TD Bank Sports Center • Hamden, Conn.

lied a game high 19 points on 7-for-10 shooting and 3-of-5 from deep in a 73-47 win over Siena. After scoring 10+ points just once in her freshman season, Fay has notched a team-leading five straight double digit outings for the Bobcats. In those five games, Fay is averaging 15.2 points per game while shooting a blistering 60.4 percent (29-48 FG) overall, 45.5 percent (10-22 3FG) from behind the arc and 88.9 percent (8-9 FT) from the charity stripe.

### FORCING THE ISSUE

The Bobcat defense pitched a stellar defensive outing against Siena as the Saints were forced into 34 turnovers while Quinnipiac came up with 20 steals in the winning effort. The 34 forced turnovers for Quinnipiac are the second-most by a Bobcat opponent in a single-game in the Bobcats' Div. I program history (since 1998-99) – Quinnipiac forced Manhattan into 35 turnovers last season on Dec. 6, 2015.

### SHOOTING WOES FOR THE SAINTS

Heading into a second conference game in three days, Quinnipiac faced a daunting task in attempting to limit a Siena offense that came in as the top-scoring team in the MAAC at 73 points per game. Honing in on the MAAC's leading scorer Jackie Benitez (21.4 PPG heading into the contest), the Bobcats held Siena to a season-low 47 points while Benitez shot just 4-of-15 overall for nine points and was held scoreless in the second half. As a team, Siena shot just 1-of-14 (7.1 percent) from behind the arc while the Bobcats forced the Saints into 34 turnovers. Those 34 turnovers led to a massive 35-13 advantage for Quinnipiac in points off turnovers.

### TOP SPOT IN THE MAAC

Through seven games this season, Quinnipiac holds the lead in nine different statistical categories while the Bobcats are ranked no worse than third out of 11 MAAC teams in 17 out of 21 major team statistics. Quinnipiac leads the MAAC in scoring offense (72.6), scoring defense (57.0), scoring margin (+15.6), field goal percentage defense (35.5), three-point percentage defense (22.6), assists (18.6), steals (12.4), turnover margin (+8.43) and assist/turnover ratio (1.26).

### FRESHMAN-15 PPG

Ever since moving into a major role in the rotation, freshman Vanessa Udoji has responded with a pair of impressive outings in wins over Saint

Peter's and Siena. In those two games, Udoji is averaging 14.5 PPG as she pumped in a team-leading 16 points against the Peacocks and followed with 13 against the Saints. Udoji is shooting a team-leading 62.5 percent (10-16 FG) from the floor while adding five rebounds per contest in just 21.5 minutes per game. Her production on the defensive end has also been stellar as she leads the team in steals (seven) including a single-game high mark (five) against Siena that stands as the most for any Bobcat in a game this season. Prior to the uptick, Udoji had appeared in just nine total minutes in the first five games of the season (three DNP's) with two points scored.

### POINTS ALL AROUND

Five Bobcats – Vanessa Udoji 16, Adily Martucci 13, Paige Warfel 11, Jen Fay 10 and Paula Strautmene 10 – hit double figures in the box score in a dominating 84-51 road win over Saint Peter's. This marked the first time since a road win over Rider back on Feb. 26, 2015 (44 games ago) that five Bobcats finished with at least 10 points in the same game.

### FRESHMAN FRESHMAN!

Grasping an opportunity for extended minutes, a pair of freshmen took full advantage as Vanessa Udoji and Paige Warfel turned in a pair of stellar outings to highlight the 84-51 victory at Saint Peter's. Udoji went for 16 points (4-7 FG, 2-5 3FG, 6-6 FT) in 25 minutes to lead the way for the Bobcats while Warfel finished with 11 points and seven rebounds (all offensive) in 19 minutes. Heading into tonight's game with just three combined points (Udoji 3, Warfel 0) in 22 minutes between the pair, Udoji and Warfel both capitalized combining for 27 points and 13 rebounds in the 33-point victory.

### SHE'S A THORN-TON IN THEIR SIDE

Edel Thornton posted one of the best games of her young career in an 84-51 road win at Saint Peter's as she tallied five points to go along with her seven assists against no turnovers in 17 minutes. Thornton's seven-assist outing is good enough for a career high as well as the most assists for any Bobcat in a game this season. In fact, Thornton dished out the most assists in a single-game without a turnover since the program's all-time assist leader Gillian Abshire posted 11 assists and no turnovers in a home win over Iona on Feb. 9, 2015 (50 games ago).

## How the Bobcats Stack Up in New England

### Win % of New England's NCAA Div. I Teams since 2011-12 (as of 12-5-16)

Team	11-12	12-13	13-14	14-15	15-16	16-17	Total	Win %
1. UConn	40-0	35-4	33-5	38-1	38-0	7-0	191-10	.950
2. Quinnipiac	22-10	30-3	21-13	31-4	25-9	6-1	135-40	.771
3. Harvard	22-8	21-9	18-12	14-14	14-14	7-1	96-58	.623
4. Fairfield	22-11	18-14	24-9	15-16	16-15	4-4	99-68	.593
5. Sacred Heart	12-18	22-11	25-8	16-13	20-13	2-5	97-68	.588
6. Bryant	17-15	12-18	14-15	22-9	18-13	4-3	87-73	.544
7. Hartford	13-18	21-12	19-13	16-17	11-19	6-2	86-80	.518
8. Holy Cross	20-12	18-14	19-15	15-17	13-17	1-6	86-81	.515
9. New Hampshire	19-12	12-18	16-14	17-12	12-18	5-2	79-78	.503
10. Yale	13-15	13-15	16-12	13-15	14-17	7-2	76-76	.500
11. Maine	17-15	4-24	8-23	23-9	26-9	3-5	81-85	.488
12. Central Conn. St.	11-17	16-14	13-16	19-13	12-18	1-6	72-84	.462
13. Brown	10-18	9-19	16-12	10-18	15-13	5-3	65-83	.439
14. Boston University	13-20	24-6	23-9	5-25	3-27	1-7	69-93	.426
15. Boston College	12-19	12-19	7-23	13-17	15-16	2-6	61-99	.381
16. Northeastern	12-18	17-13	8-22	4-25	15-16	2-6	58-99	.369
17. Dartmouth	5-23	6-22	6-22	14-14	12-18	2-4	45-103	.304
18. Rhode Island	7-23	6-23	1-28	17-13	12-18	4-5	47-110	.299
19. Providence	7-23	7-23	13-17	6-24	5-24	7-1	45-111	.288
20. Vermont	7-23	10-21	10-20	5-24	9-21	3-5	44-113	.280
UMass	4-27	3-26	8-21	12-18	12-18	4-4	43-114	.274
22. UMass Lowell	--	--	5-23	14-15	4-24	0-8	23-70	.247

# 2016-17 Quinnipiac Women's Basketball Game Notes

## Game #8: Quinnipiac vs. Michigan State • TD Bank Sports Center • Hamden, Conn.

### HAVE A DAY JEN FAY

Temple's hot shooting spoiled what was the best game of redshirt sophomore Jen Fay's young career as she finished with a career and game high 26 points on 10-of-13 shooting, 3-of-5 from three and 3-for-3 at the free throw line. Fay added six rebounds and two steals in just 25 minutes of action as she easily surpassed her previous career-best total of 11. Her 26 points also represents the highest single-game point total by a Bobcat since Samantha Guastella went for 28 in a home win over Siena on Dec. 5, 2014 (66 games ago).

### STREAK BUSTED

Quinnipiac has enjoyed a great deal of success over the past three seasons when building a first half lead. After starting 2016-17 with a mark of 2-0 when owning a halftime lead, the Bobcats recently saw one of their most impressive streaks in program history come to an end in a 71-68 loss at Temple. Quinnipiac's three-point loss signaled the first time the Bobcats had lost a game in which they held a halftime lead since the 2014 MAAC Championship game against Marist. The undefeated streak, which lasted over the course of three seasons, came to an end at 45 straight wins for the Bobcats when holding a halftime lead. Quinnipiac went undefeated in both 2014-15 (24-0) and 2015-16 (19-0) and for the first two games of 2016-17 before suffering the defeat. They now stand with a mark of 47-1 (.979) since the start of 2016-17 in games in which the Bobcats lead at the half.

### VOTERS TAKING NOTICE

Voters have taken notice of Quinnipiac and their 6-1 start to 2016-17 as the Bobcats earned the No. 5 ranking in the College Insider Mid-Major Poll last Tuesday. The Top 5 ranking comes just one week following the program's highest-ranking in the College Insider Poll at No. 4. The following day, Quinnipiac claimed the No. 10 spot in the ESPNW Mid-Major Poll which marked just the second time in program history the Bobcats were ranked in the espnW.com poll. In the College Insider version, Quinnipiac has improved the most spots week-to-week of any team in the poll as the Bobcats vaulted up from No. 13 in the preseason poll to their current No. 4 position just two weeks into the season. The markup also is reflected in the total points as Quinnipiac checked in with 632 points this week compared to 345 in the preseason poll for a nation-leading +287 improvement.

### SHOOTER'S TOUCH

Even with the 6-1 start, Quinnipiac struggled to find their shot in the first two games of the season as the Bobcats started the season just 36 percent (45-125 FG) from the floor and 26.8 percent (11-41 3FG) from three for 64.5 points per game. Those numbers have improved considerably in the last five games as the Bobcats have since shot 40.5 percent (141-348 FG) overall and 31.9 percent (44-138 3FG) from deep on their way to 75.8 PPG as a team.

### FLIPPING THE SCRIPT

One of the most telling statistical trends all season for the Bobcats has been in the turnover department as Quinnipiac owns a +59 advantage (+8.4 per game; 9th in the nation) in turnover margin through seven games in 2016-17. The Bobcats have turned the ball over just 103 times while forcing the opposition into 162 turnovers (23.1 per game) which ranks 14th in the nation. Temple is the only opponent of seven to have committed less than 20 turnovers in a single-game. The pressure-packed team defensive approach has translated directly into points as the Bobcats have outscored their seven opponents 164-96 (+68) in points-off-turnovers for a per-game average of 23.4 compared to 13.7 for the opposition.

### BOY CAN THE BOBCATS PROTECT THE BALL

Even after the graduation of the program's all-time assists leader Gillian Abshire in 2015, Quinnipiac has prolonged their supreme proficiency with the ball. The Bobcats predicate smart passes and protecting the ball on offense and the stats certainly reflect that trend as Quinnipiac has produced a conference-leading assist/turnover ratio in four of the last five seasons while ranking Top 50 in the nation three times. Through seven games in 2016-17, the pattern is already showing through as the Bobcats lead the MAAC and rank 26th in the nation in assist/turnover ratio (1.26).

### Assist/Turnover Ratio Last Five Seasons

Season	Games	W-L	Ast	APG	TO	A/TO
2012-13	33	30-3	557	16.9	477	1.17
2013-14	34	21-13	554	16.3	446	1.24
2014-15	35	31-4	685	19.6	465	1.47
2015-16	34	25-9	523	15.4	507	1.03
2016-17	7	6-1	130	18.6	103	1.26
<b>Total</b>	<b>143</b>	<b>113-30</b>	<b>2449</b>	<b>17.1</b>	<b>1978</b>	<b>1.23</b>

### THAT 70+ SHOW

Since the 2007-08 season, Quinnipiac is 121-15 (.890) in games wherein the Bobcats score 70 or more points, including a 13-1 mark in 2015-16 and 42-2 combined since 2014-15. During 2012-13 (18-0) and 2010-11

### 2016-17 MAAC PRE-SEASON

#### COACHES POLL

1. Quinnipiac
2. Iona
3. Siena
4. Fairfield
5. Marist
6. Canisius
- T7. Manhattan
- T7. Monmouth
9. Niagara
10. Rider
11. Saint Peter's

### ACTIVE CAREER LEADERS (As of 12-5-16)

#### Points

Adily Martucci	658
Sarah Shewan	475
Morgan Manz	367
Paula Strautmane	356
Aryn McClure	335
Carly Fabbri	258
Brittany Johnson	233
Jen Fay	208
Brittany Martin	161
Edel Thornton	75
Vanessa Udoji	31
Paige Warfel	11
Taylor Herd	3
Jaden Ward	2

#### Assists

Carly Fabbri	118
Adily Martucci	88
Aryn McClure	86
Paula Strautmane	78
Morgan Manz	76
Sarah Shewan	75
Brittany Martin	71

#### Rebounds

Aryn McClure	283
Sarah Shewan	255
Paula Strautmane	236
Adily Martucci	201
Morgan Manz	198
Brittany Johnson	157
Jen Fay	132

#### Blocks

Aryn McClure	66
Paula Strautmane	55
Sarah Shewan	43
Adily Martucci	32

#### Steals

Adily Martucci	99
Aryn McClure	56
Carly Fabbri	48
Sarah Shewan	47
Paula Strautmane	44
Brittany Johnson	41



# 2016-17 Quinnipiac Women's Basketball Game Notes

## Game #8: Quinnipiac vs. Michigan State • TD Bank Sports Center • Hamden, Conn.

### Where The Quinnipiac Team Ranks in the MAAC in 2016-17 (as of 12-5-16)

Category	#	Rank
Scoring Offense	72.6	1st
Scoring Defense	57.0	1st
Scoring Margin	+15.6	1st
Free Throw Pct.	68.6	5th
Field Goal Pct.	39.3	5th
Field Goal Pct. Defense	35.5	1st
3-Pt. Field Goal Pct.	30.7	8th
3-Pt. Field Goal Pct. Defense	22.6	1st
Rebounding Offense	40.1	2nd
Rebounding Defense	40.4	6th
Rebounding Margin	-0.3	3rd
Blocked Shots	4.4	3rd
Assists	18.6	1st
Steals	12.4	1st
Turnover Margin	+8.43	1st
Assist/Turnover Ratio	1.3	1st
Offensive Rebounds	14.3	2nd
Defensive Rebounds	25.9	T3rd
Defensive Rebound Pct.	69.1	2nd
Offensive Rebound Pct.	33.1	3rd
3-Pt. Field Goals	7.9	2nd

### Where The Quinnipiac Players Rank in the MAAC in 2016-17 (as of 12-5-16)

Player	#	Rank
<b>Scoring Average</b>		
Jen Fay	12.0	T11th
Adily Martucci	10.1	24th
<b>Rebounding Average</b>		
Aryn McClure	7.4	T2nd
<b>Field Goal Percentage (min. 3.0 made per game)</b>		
Jen Fay	57.1	T3rd
Morgan Manz	45.7	T13th
<b>Assists Per Game</b>		
Carly Fabbri	3.9	3rd
<b>Free-Throw Percentage (min 2.0 made per game)</b>		
N/A		
<b>Steals Per Game</b>		
Adily Martucci	1.9	T7th
Aryn McClure	1.9	T7th
<b>3-Point Field Goal Percentage (min 1.0 made per game)</b>		
Morgan Manz	43.3	5th
Jen Fay	42.3	7th
Adily Martucci	41.7	8th
<b>3-Point Field Goals Made (min 1.0 made per game)</b>		
Morgan Manz	1.9	T11th
Jen Fay	1.6	14th
<b>Blocked Shots Per Game</b>		
Aryn McClure	1.7	3rd
Jen Fay	1.0	T9th
Paula Strautmene	0.9	T11th
<b>Assists-to-Turnover Ratio</b>		
Carly Fabbri	3.0	1st
<b>Offensive Rebounding</b>		
Aryn McClure	2.4	5th
Paula Strautmene	2.0	T9th
<b>Defensive Rebounding</b>		
Aryn McClure	5.0	6th
<b>Minutes Played</b>		
N/A		

(8-0), the Bobcats rolled to undefeated records in each respective season when reaching the scoring plateau.

### Quinnipiac's Record When Scoring 70+ Points

Season	Record
2016-17	4-0
2015-16	13-1
2014-15	28-1
2013-14	14-6
2012-13	18-0
2011-12	9-3
2010-11	8-0
2009-10	5-2
2008-09	11-1
2007-08	11-1
<b>Total (10 Seasons)</b>	<b>121-15 (.890)</b>

### RETURN OF THE GOLD RUSH

Injuries forced Quinnipiac out of their rotation but now back at full strength, Quinnipiac has utilized their "Gold Rush" subbing strategy to the fullest extent. In this approach first developed in the team's 30-3 season in 2012-13, Quinnipiac chooses to sub five players in-and-out of the game at a time throughout entire 40-minute contests. Since making the move back to the traditional approach, Quinnipiac is averaging 75.8 PPG while shooting 40.5 percent, dishing out 19.8 assists and totaling 14.8 steals per contest. Of the 10 consistent "Gold Rush" players, only one is averaging more than 20 MPG (Aryn McClure 21.2 MPG) while eight Bobcats are averaging at least 5.0 PPG. On the defensive end, Quinnipiac is holding opponents to just 56.6 PPG, 35.4 percent shooting, 23.4 percent from deep and just 51 assists to 120 turnovers for a minis-cule 0.43 assist/turnover ratio.

### MORGAN MAKING IT HAPPEN

Morgan Manz has taken a leading role this season for the first time in her career as she ranks third on the team in scoring at 8.8 PPG. She paved the way with 16 points while shooting an impressive 6-of-9 overall and 3-for-5 from three-point range in a 78-55 road victory over Holy Cross (11/16). Coming into the Bobcats' 63-60 road win over Dayton where she posted a game-high 19 points, Manz owned a career-best point total of 15 and bested that mark in consecutive games.

### BIG MAAC AWARD

Aryn McClure started the season taking home the league's first MAAC Player of the Week honor of 2016-17 as well as the first of her career. She also took home College Sports Madness' MAAC Player of the Week award, sweeping the week in what was a masterful performance from McClure over the 2-0 week. McClure started with her fifth career double-double with 14 points and 10 rebounds to go along with four assists and a career high five blocks in the win over FGCU. She followed that up with 12 points, seven rebounds, two assists and two blocks in the comeback win over Dayton, netting 11 of her 12 points in the second half.

### WHAT A WIN!

Trailing 17 points with 14:30 remaining, the Bobcats gutted out the largest comeback in the program's Division I history as Quinnipiac came-from-behind to defeat fellow mid-major power Dayton, 63-60, in Ohio on Sunday, Nov. 13. The 17-point Quinnipiac comeback sets a new Div. I record, one better than a 16-point margin overcome in a 68-61 overtime win over Robert Morris back on Feb. 19, 2000.

### TURNAROUND FOR THE AGES

Playing in front of a ravenous home fanbase of nearly 2,000 strong cheering for a Dayton team just two seasons removed from a run into the 2015 Elite Eight, the Bobcats were all but out of it trailing 46-29 with 4:30 left in the third quarter. After shooting a paltry 11-for-41 (26.8 percent) overall up to the 4:30 mark of the third quarter, Quinnipiac was nothing short of

### 2016-17 MAAC Individual Scoring Leaders (as of 12-5-16)

	GP	FG	3FG	FT	Points	Avg/G
1. Benitez, Jackie-SIE	6	36	22	22	116	19.3
2. Lewis, Alexis-ION	8	55	19	17	146	18.3
3. Rampado, Victoria-NIA	7	42	4	30	118	16.9
4. Carey, Kelsey-FFD	8	53	1	19	126	15.8
5. Perkins, Robin-RID	7	39	14	17	109	15.6
6. Hand, Rebekah-MAR	9	41	18	37	137	15.2
7. Lizarazu, Marina-ION	8	46	10	19	121	15.1
8. Hinrikssdottir, Sara-CAN	7	38	9	15	100	14.3
9. Donohue, Meghan-SIE	6	27	0	24	78	13.0
10. D'Hont, Lauren-CAN	7	33	7	14	87	12.4
11. Hughes, Talah-SPU	7	31	4	18	84	12.0
Fay, Jen-QU	7	32	11	9	84	12.0
13. Johnson, Stella-RID	7	32	4	15	83	11.9
14. Scarbrough, Kollyns-SIE	6	22	1	25	70	11.7
15. Cooper, Samantha-FFD	8	26	15	25	92	11.5
16. Duggan, Julia-RID	7	31	0	17	79	11.3
17. Stroemple, Kaylee-NIA	7	30	1	17	78	11.1
18. Fitzpatrick, Maura-MAR	9	35	4	23	97	10.8
19. Corselli, Tiffany-NIA	7	26	12	11	75	10.7
20. Purvis, Tyese-MON	7	25	15	9	74	10.6
21. DuPree, Karynda-ION	8	37	0	10	84	10.5
22. Serrette, Saliah-CAN	7	25	3	19	72	10.3
23. Welch, Maria-CAN	6	22	13	4	61	10.2
24. Martucci, Adily-QU	7	28	10	5	71	10.1
25. Halfdanardottir, M.-CAN	7	28	6	8	70	10.0

### 2016-17 MAAC Individual Rebounding Leaders (as of 12-5-16)

	GP	Off	Def	Reb	Avg/G
1. Lewis, Alexis-ION	8	32	36	68	8.5
2. McClure, Aryn-QU	7	17	35	52	7.4
3. DuPree, Karynda-ION	8	11	48	59	7.4
4. Grimme, Kayla-MAN	7	18	32	50	7.1
Cooper, Samantha-FFD	8	14	43	57	7.1
Hand, Rebekah-MAR	9	20	44	64	7.1
Carey, Kelsey-FFD	8	22	34	56	7.0
8. Hughes, Talah-SPU	7	12	36	48	6.9
Rampado, Victoria-NIA	7	11	37	48	6.9
10. Duggan, Julia-RID	7	10	36	46	6.6
Bethea, Sajanna-SPU	7	14	32	46	6.6
12. Scarbrough, Kollyns-SIE	6	17	21	38	6.3
13. Fitzpatrick, Maura-MAR	9	20	36	56	6.2
14. Mitchell, Christina-MON	7	16	27	43	6.1
15. Lesko, Tori-ION	8	15	30	45	5.6

### Quinnipiac Career Scoring Leaders (1,000 Pt. Scorers)

Player	PTS
1. Francine Perry '85	1,855
2. Erin Kerner '09	1,799
3. Jasmine Martin '15	1,689
4. Ashlee Kelly '04	1,580
5. Felicia Barron '13	1,464
6. Jenn Hamilton '93	1,439
Brittany McQuain '14	1,439
8. Sara Esidore '04	1,436
9. Kim Misiaszek '01	1,417
10. Monique Lee '08	1,378
11. Maria Holland '86	1,358
12. Rita Campbell '86	1,320
13. Courtney Kaminski '11	1,311
14. Colleen Klopp '01	1,307
15. Lisa Caldwell '84	1,249
16. Mandy Pennewell '09	1,231
17. Diane Dodge '89	1,223
18. Rosemarye Brown '89	1,217
19. Samantha Guastella '15	1,215
20. Queenie Edwards '95	1,207
21. Dorise Blackmon '87	1,005

# 2016-17 Quinnipiac Women's Basketball Game Notes

## Game #8: Quinnipiac vs. Michigan State • TD Bank Sports Center • Hamden, Conn.

### QU MISC. STATS

#### Games as Team-Leading Scorer

Jen Fay .....	2
Morgan Manz.....	2
Adily Martucci.....	2
Aryn McClure.....	1
Brittany Johnson.....	1
Vanessa Udoji.....	1

#### Games as Game-Leading Scorer

Jen Fay .....	2
Morgan Manz.....	2
Adily Martucci.....	1

#### Games as Team-Leading Rebounder

Aryn McClure.....	5
Jen Fay .....	1
Paula Strautmene.....	1

#### Games as Game-Leading Rebounder

Aryn McClure.....	3
-------------------	---

#### Games as Team-Leader in Assists

Carly Fabbri.....	4
Brittany Martin.....	1
Morgan Manz.....	1
Edel Thornton.....	1

#### Games as Game-Leader in Assists

Carly Fabbri.....	3
Morgan Manz.....	1
Edel Thornton.....	1

#### Games as Team-Leader in Blocks

Aryn McClure.....	3
Jen Fay .....	2
Sarah Shewan.....	1
Paula Strautmene.....	1

#### Games as Game-Leader in Blocks

Aryn McClure.....	3
Jen Fay .....	1
Sarah Shewan.....	1
Paula Strautmene.....	1

#### Games as Team-Leader in Steals

Adily Martucci.....	3
Carly Fabbri.....	1
Jen Fay .....	1
Morgan Manz.....	1
Aryn McClure.....	1
Sarah Shewan.....	1
Paula Strautmene.....	1
Edel Thornton.....	1
Vanessa Udoji.....	1

#### Games as Game-Leader in Steals

Adily Martucci.....	3
Carly Fabbri.....	1
Jen Fay .....	1
Morgan Manz.....	1
Aryn McClure.....	1
Paula Strautmene.....	1
Edel Thornton.....	1
Vanessa Udoji.....	1

#### Largest Lead at Halftime

19.....	at Saint Peter's (12/1/16)
---------	----------------------------

#### Largest Halftime Deficit

4.....	at Dayton (11/13/16)
--------	----------------------

#### Largest QU Lead

33.....	at Saint Peter's (12/1/16)
---------	----------------------------

#### Largest QU Deficit

17.....	at Dayton (11/13/16)
---------	----------------------

#### Largest QU Win

33.....	at Saint Peter's (12/1/16)
---------	----------------------------

#### Largest QU Defeat

3.....	at Temple (11/27/16)
--------	----------------------

incredible for the final 14:30 of play. Led by the senior tandem of Morgan Manz and Adily Martucci, the Bobcats finished 13-of-26 (50 percent) in what amounted to a 20-point swing (34-14 run) to end the game.

#### SPLASH ZONE

The lynchpin behind the victory over Dayton was a career game from Morgan Manz as she posted a monster total going for a career high 19 points (7-15 FG, 3-9 3FG) in a career best 31 minutes which included a decisive bucket in the waning minutes to help seal the win. Eight of her game-high 19 points came in the fourth quarter including a pair of three-pointers and the huge jumper that put the Bobcats up three with 21 seconds to go.

#### RESUME BOOSTER

Now 6-1 on the season, Quinnipiac opened 2016-17 with two of their most impressive wins in program history. Starting with a 66-56 win over perennial mid-major power Florida Gulf Coast, the Bobcats' 63-60 road win over Dayton comes against a Flyer team that had won six consecutive Atlantic-10 Championships from 2010-15. Between the Bobcats' first two opponents, Quinnipiac defeated a pair of teams that have combined for 453 wins (FGCU: 246-52; Dayton: 207-82), 50.3 wins per season (FGCU: 27.3; Dayton: 23), 77.1 winning percentage, 10 conference titles and five NCAA Tournament victories in the last nine seasons (since 2007-08).

#### MISSION COMPLETE

After a pair of thrilling meetings in the two seasons prior, the Bobcats finally broke through against Florida Gulf Coast as Quinnipiac dominated defensively in a 66-56 season-opening win at home over the fellow mid-major power. In a matchup pitting two programs ranked in the College Insider Mid-Major Poll, then-No. 13 Quinnipiac put on a defensive clinic in holding then-No. 7 FGCU to just 20-of-61 shooting from the floor and 12 percent (3-25 3FG) from three. Quinnipiac's defensive outing from the three-point line is commendable considering FGCU ranked sixth in the nation with 9.3 made three-pointers per game in 2015-16.

#### HOME LOVIN

The TD Bank Sports Center, home of the Quinnipiac Bobcats, has long been one of the most difficult arenas to play at in the country. Since the 2012-13 season, Quinnipiac owns a record of 55-6 (.902) in games played at home. In just the last three seasons (since 2014-15), Quinnipiac owns a mark of 30-2 (.938). That mark easily ranks as the best in the MAAC while it also places them tied for the 12th-best home win percentage in the nation over the last three seasons. The Bobcats' 14-0 mark at home in 2014-15 made them one of just 14 teams in the nation to finish with an undefeated home record.

#### BIG MOVERS IN THE MAAC

Since joining the MAAC in 2013-14, Quinnipiac has reeled off a record of 60-11 (.845) in all games against MAAC opponents and 53-9 (.855) in regular season MAAC games, both records that currently lead all teams in the MAAC. The Bobcats surpassed longtime conference power Marist who owns a mark of 54-16 (.771) against conference foes over the last three seasons and stand 48-14 (.774) in regular season MAAC play.

#### THE 2015-16 REGULAR SEASON

Quinnipiac finished 22-7 overall and 17-3 in

### Quinnipiac Women's Basketball

#### 20-Win Seasons

Season	Record	Coach
2015-16# .....	25-9 .....	Tricia Fabbri
2014-15# .....	31-4 .....	Tricia Fabbri
2013-14# .....	21-13 .....	Tricia Fabbri
2012-13 * .....	30-3 .....	Tricia Fabbri
2011-12 * .....	22-10 .....	Tricia Fabbri
2007-08 * .....	25-6 .....	Tricia Fabbri
2005-06 * .....	22-8 .....	Tricia Fabbri
1985-86 ^ .....	25-4 .....	Barry Wolfson
1984-85 ^ .....	27-4 .....	Ron Hanson
1983-84 ^ .....	28-3 .....	Ron Hanson

# - Division I • Metro Atlantic Athletic Conference (MAAC)

\* - Division I • Northeast Conference (NEC)

^ - Division II • New England Collegiate Conference (NECC)

league play to earn the 2015-16 MAAC Regular Season Championship and the No. 1 overall seed in the tournament. Quinnipiac clinched its second straight MAAC Regular Season title with a win over Iona in a winner-take-all regular season finale. The regular season title was the Bobcats' third in the four years dating back to the 2012-13 campaign where Quinnipiac was crowned the NEC Regular Season Champions. The Bobcats became just the second MAAC team, joining Marist in 2004-05, to start their conference schedule with three losses and win the remainder of their games to take home the MAAC Regular Season title outright. Quinnipiac entered the MAAC Tournament winners of 17 straight games which was the sixth-longest streak in the nation.

#### HIGH-POWERED OFFENSIVE ATTACK

Quinnipiac's coaching staff has long preached an up-tempo offensive system and the stats certainly reflect its success as the Bobcats have led their respective conference in scoring offense and assists in four of the last five seasons. Starting in the final two years of the Northeast Conference, Quinnipiac averaged an NEC-leading 67.9 points per game in 2011-12 and 70.5 PPG in 2012-13. That success carried over since joining the MAAC as the Bobcats ranked second in the league at 73.4 PPG in 2013-14 before leading the way again in 2014-15 with a league-record 78.5 PPG as well as 67.5 PPG in 2015-16. Over the last five seasons, Quinnipiac's cumulative scoring average is 71.6 PPG while the team dishes out 16.6 assists per game across the 168-game span.

#### Scoring Offense Last Five Seasons

Season	W-L	Pts	PPG	Ast	APG
2011-12	22-10	2173	67.9	470	14.7
2012-13	30-3	2327	70.5	557	16.9
2013-14	21-13	2494	73.4	554	16.3
2014-15	31-4	2749	78.5	685	19.6
2015-16	25-9	2294	67.4	523	15.4
<b>Total</b>	<b>129-39</b>	<b>12,037</b>	<b>71.6</b>	<b>2789</b>	<b>16.6</b>

# 2016-17 Quinnipiac Women's Basketball Game Notes

Game #8: Quinnipiac vs. Michigan State • TD Bank Sports Center • Hamden, Conn.

## Home Cookin'

Nation's Leaders in Home Record Since 2014-15 (as of 12-5-16)

Team	14-15	15-16	16-17	Total	Win %
1. Baylor	19-0	18-0	5-0	42-0	1.000
UConn	14-0	13-0	4-0	31-0	1.000
3. Notre Dame	17-1	14-0	6-0	37-1	.974
4. Maryland	17-0	15-1	3-0	35-1	.972
South Carolina	18-0	14-1	3-0	35-1	.972
6. South Dakota	15-0	17-1	2-0	34-1	.971
7. Arkansas State	14-1	13-0	0-1	27-2	.931
8. Colorado State	15-2	15-0	5-0	35-2	.946
Florida State	16-0	15-1	4-1	35-2	.946
10. Army West Point	13-2	17-0	4-0	34-2	.944
Green Bay	15-1	16-1	3-0	34-2	.944
<b>12. Quinnipiac</b>	<b>14-0</b>	<b>13-2</b>	<b>3-0</b>	<b>30-2</b>	<b>.938</b>
Western Kentucky	16-0	12-1	2-1	30-2	.938
14. James Madison	13-1	14-0	2-1	29-2	.935
15. Florida Gulf Coast	16-0	19-3	2-0	37-3	.925
16. Southern	10-1	11-1	2-0	23-2	.920
17. Mississippi State	17-1	14-2	1-0	32-3	.914
18. George Washington	14-1	12-2	4-0	30-3	.909
19. Maine	14-2	12-0	1-1	27-3	.900
20. Princeton	11-0	13-1	2-2	26-3	.897

## Mid Major National Poll

College Insider (FVP)	Record	Points	Prev
1. South Dakota State (24)	4-1	768	1
2. Green Bay (7)	4-1	748	3
3. Gonzaga	4-2	710	2
4. Ohio	4-0	648	6
<b>5. Quinnipiac</b>	<b>4-1</b>	<b>632</b>	<b>4</b>
6. James Madison	3-3	625	5
7. BYU	3-2	609	6
8. Troy	4-1	518	12
9. Drake	2-2	459	14
10. San Diego	4-1	421	19
11. Albany	3-3	405	10
12. South Dakota	5-1	381	22
13. New Mexico State	4-2	351	20
14. Bucknell	4-2	318	13
15. Northern Colorado	5-1	316	NR
16. UT Arlington	5-0	272	NR
17. Saint Mary's	2-4	239	9
18. Mercer	6-1	211	NR
19. Northern Iowa	4-2	203	18
20. Chattanooga	3-5	202	8
21. Stetson	6-1	152	NR
22. Drexel	3-2	142	15
23. Florida Gulf Coast	2-5	115	11
24. Long Beach State	3-2	107	17
25. Elon	4-2	96	24

**OTHERS RECEIVING VOTES:** Buffalo 76, Central Michigan 58, Toledo 40, Army 26, Iona 36, Milwaukee 31, Bryant 30, Abilene Christian 26, UNC Asheville 21, Penn 18, IUPUI 11, Towson 8, Ball State 7, Jacksonville 7, Princeton 7, Northern Illinois 6, Missouri State 5, Santa Clara 4, Belmont 1, Hartford 1.

\*As of November 29, 2016.

## Five Straight 20-Win Campaigns

Quinnipiac is One of 32 Teams in the Nation to Win 20+ Games Five Straight Seasons

Team	11-12	12-13	13-14	14-15	15-16	Total	Win %
1. UConn	33-5	35-4	40-0	38-1	38-0	184-10	.948
2. Notre Dame	35-4	35-2	37-1	36-4	33-2	176-13	.931
Baylor	40-0	34-2	32-5	33-4	36-2	175-13	.931
4. Stanford	35-2	33-3	33-4	26-10	27-8	154-26	.856
5. Maryland	31-5	26-8	28-7	34-3	31-4	150-27	.847
Green Bay	31-2	29-3	22-10	28-5	28-5	138-25	.847
7. Florida Gulf Coast	29-3	27-7	26-8	31-3	33-6	146-27	.844
8. South Carolina	25-10	25-8	29-5	34-3	33-2	146-28	.839
9. Chattanooga	22-10	29-4	29-4	30-4	24-8	134-30	.817
10. Princeton	24-5	22-7	21-9	31-1	23-6	121-28	.812
11. James Madison	29-8	25-10	29-6	29-4	27-6	139-34	.803
12. UAlbany	23-10	27-4	28-5	24-9	28-5	130-33	.798
13. Louisville	23-10	29-9	33-5	27-7	26-8	138-39	.780
14. Duke	27-6	33-3	28-7	23-11	20-12	131-39	.771
15. Kentucky	28-7	30-6	26-9	24-10	25-8	133-40	.769
<b>16. Quinnipiac</b>	<b>22-10</b>	<b>30-3</b>	<b>21-13</b>	<b>31-4</b>	<b>25-9</b>	<b>129-39</b>	<b>.768</b>
17. Middle Tenn.	26-7	25-8	29-5	24-10	24-9	128-39	.766
18. Tennessee	27-9	27-8	29-6	30-6	22-14	135-43	.758
19. BYU	26-7	23-11	28-7	23-10	26-7	126-42	.750
20. South Dakota St	24-9	25-8	26-10	24-9	27-7	126-43	.746
21. San Diego	26-9	22-10	24-9	25-7	25-8	122-43	.739
22. DePaul	23-11	21-12	29-7	27-8	27-9	127-47	.730
23. Liberty	24-9	27-7	20-11	27-7	20-13	118-47	.715
24. Fresno St.	28-6	24-9	22-11	23-10	22-12	119-48	.713
25. Stetson	23-11	24-9	27-8	23-8	20-12	117-48	.709
26. Texas A&M	24-11	25-10	27-9	23-10	22-10	121-50	.708
27. Syracuse	22-15	24-8	23-10	22-10	30-8	121-51	.703
28. Duquesne	20-12	24-8	20-13	23-11	28-6	115-50	.697
29. Saint Mary's	22-11	23-11	23-10	23-11	24-8	115-51	.693
30. Tulane	23-11	24-9	20-11	22-11	23-12	112-54	.675
31. Oklahoma St.	22-12	22-11	25-9	20-12	21-10	110-54	.671
32. Washington	20-14	21-12	20-14	23-10	26-11	110-61	.643



# 2016-17 Quinnipiac Women's Basketball Game Notes

## Game #8: Quinnipiac vs. Michigan State • TD Bank Sports Center • Hamden, Conn.



### TRICIA FABBRI

HEAD COACH / 356-270 (.569

22ND SEASON

FAIRFIELD '91

- All-time winningest coach in Quinnipiac women's basketball history
- Only one of five head coaches, including the only female head coach, in Quinnipiac Athletics history to reach 350 career wins
- Two-time reigning MAAC Coach of the Year, five-time Coach of the Year honors in her 21 seasons
- Guided the Bobcats to five straight 20+ wins seasons, four straight appearances in national postseason tournaments and four straight appearances in conference championship games
- Helped lead Quinnipiac to consecutive MAAC Regular Season titles in 2014-15 and 2015-16
- Won program's first national postseason tournament game in 90-44 WNIT First Round win over Maine at home on March 18, 2016

• Past five seasons (since 2011-12) has been filled with nothing but success for Quinnipiac as Fabbri has

guided her teams to a 129-39 (.768) win percentage) combined record in that span

- The .768 win percentage over the last five seasons ranks 16th-best in the nation, fifth among mid-majors and fourth in the Northeast region
- Fabbri's squads have also garnered votes in both the Associated Press and USA Today Coaches' Poll as well as high acclaim in various national mid-major polls
- After going 13-2 at home in 2015, combined with the Bobcats' 14-0 home record in 2014-15, Quinnipiac's 27-2 mark (.931 win percentage) at the TD Bank Sports Center is tied for the 16th-best home record in the nation over the last two seasons.
- Fabbri's Bobcats also stand as one of just 32 teams in the nation to win 20+ games in five straight seasons.
- Led Quinnipiac to their best season in program history in 2014-15, accumulating a single-season record 31 wins and 21-game winning streak as the Bobcats went undefeated in MAAC play (20-0) before winning their first MAAC Championship, knocking off the nine-time defending conference champs Marist
- Has coached 29 All-Conference performers in her 21 seasons including two Tournament MVPs, one Player of the Year, two Rookies of the Year, four Defensive Player of the Years and one Sixth Player of the Year
- As a player, Fabbri was named to the MAAC's 25th Anniversary Team and was inducted into the Fairfield University Athletic Hall of Fame in 1998
- Fabbri finished her career with 1,622 points and 1,037 rebounds while being named to the All-MAAC First Team three times

#### >> TRICIA FABBRI COACHING RECORDS

Year	Overall	Conf.	Home	Road	Neutral
1995-96*	2-23	1-15	1-13	1-10	0-0
1996-97*	6-19	5-13	4-8	2-11	0-0
1997-98*	7-20	6-14	4-8	3-12	0-0
1998-99^	9-18	9-11	4-6	5-12	0-0
1999-00%	9-18	6-12	5-7	4-9	0-2
2000-01%	16-13	12-6	8-4	7-8	1-1
2001-02%	13-14	10-8	8-3	4-7	1-4
2002-03%	18-10	14-4	10-1	8-5	0-4
2003-04%	18-11	11-7	10-3	7-7	1-1
2004-05%	16-13	12-6	6-4	9-8	1-1
2005-06%	22-8	15-3	12-3	10-5	0-0
2006-07%	16-12	10-8	9-4	6-8	1-0
2007-08%#\$	25-6	16-2	11-2	13-1	1-3
2008-09%	18-11	11-7	10-3	8-6	0-2
2009-10%	12-18	7-11	7-7	3-9	2-2
2010-11%	14-16	11-7	8-4	6-10	0-2
2011-12%\$	22-10	13-5	9-7	12-3	1-0
2012-13%@&#	30-3	18-0	15-0	12-1	3-2
2013-14+\$	21-13	14-6	10-4	9-8	2-1
2014-15+@!~	31-4	20-0	14-0	13-1	4-3
2015-16+\$~	25-9	17-3	13-2	10-5	2-2
2016-17+	6-1	2-0	3-0	3-1	0-0
<b>TOTALS</b>	<b>356-270</b>	<b>240-148</b>	<b>181-93</b>	<b>155-147</b>	<b>20-30</b>

\* - Northeast-10 Conference

^ - First Year At Division I

% - Northeast Conference (NEC)

+ - Metro Atlantic Athletic Conference (MAAC)

! - MAAC Champions

~ - MAAC Regular Season Champions

@ - NCAA Tournament Appearance

& - NEC Champions

# - NEC Regular-Season Champions

\$ - WNIT Tournament Bid



QUINNIPIAC'S 2016-17 COACHING STAFF

# 2016-17 Quinnipiac Women's Basketball Game Notes

## Game #8: Quinnipiac vs. Michigan State • TD Bank Sports Center • Hamden, Conn.

### The Bobcats' 2016-17 Record When...

Quinnipiac played at home .....	3-0
Quinnipiac played on the road .....	3-1
Quinnipiac played at a neutral site.....	0-0
Quinnipiac played in a tournament.....	0-0
Quinnipiac played in November .....	4-1
Quinnipiac played in December.....	2-0
Quinnipiac played in January .....	0-0
Quinnipiac played in February.....	0-0
Quinnipiac played in March.....	0-0

Games vs. Atlantic Sun opponents.....	1-0
Games vs AAC opponents .....	0-1
Games vs. America East opponents .....	0-0
Games vs. Atlantic-10 opponents.....	1-0
Games vs BIG EAST opponents .....	0-0
Games vs CAA opponents .....	1-0
Games vs. MAAC opponents.....	2-0
Games vs. Patriot League opponents.....	1-0

Conference games .....	2-0
Non-conference games .....	4-1
Postseason .....	0-0
Games vs. ranked opponents .....	0-0
Games vs. non-ranked opponents.....	6-1

State-by-State	
In Connecticut .....	3-0
In Nevada.....	0-0
In Massachusetts.....	1-0
In Nevada.....	0-0
In New Jersey.....	1-0
In New York.....	0-0
In Ohio .....	1-0
In Pennsylvania.....	0-1

Days of the Week	
On Monday .....	0-0
On Tuesday .....	0-0
On Wednesday.....	1-0
On Thursday.....	1-0
On Friday .....	1-0
On Saturday.....	1-0
On Sunday .....	2-1

Time of Day	
Day games (before 6 p.m) .....	4-1
Night games.....	2-0
After a win.....	4-1
After a loss .....	1-0

Quinnipiac led at halftime .....	4-1
Quinnipiac trailed at halftime.....	2-0
Score was tied at halftime .....	0-0

Quinnipiac shoots 50% or better .....	0-0
Quinnipiac shoots between 40-49.9%.....	4-0
Quinnipiac shoots between 30-39.9%.....	2-1
Quinnipiac shoots under 30%.....	0-0
Opponent shoots 50% or better .....	0-0
Opponent shoots between 40-49.9%.....	0-0
Opponent shoots between 30-39.9%.....	6-1
Opponent shoots under 30%.....	0-0

Quinnipiac shoots better than opponent.....	4-1
Quinnipiac shoots worse than opponent.....	2-0
Quinnipiac and opponent shoot equally .....	0-0

Quinnipiac makes more FT than opponent .....	3-0
Quinnipiac makes fewer FT than opponent.....	3-1
Quinnipiac and opponent make equal FT.....	0-0

Quinnipiac outrebounds opponent .....	4-0
Quinnipiac is outrebounded by opponent.....	2-1
Quinnipiac and opponent rebounds are equal .....	0-0

Quinnipiac has more TO than opponent .....	0-0
Quinnipiac has equal or fewer TO than opponent .....	6-1

Quinnipiac scores less than 50 points.....	0-0
Quinnipiac scores 50-59 points .....	0-0
Quinnipiac scores 60-69 points .....	2-1
Quinnipiac scores 70-79 points .....	3-0
Quinnipiac scores 80-89 points .....	1-0
Quinnipiac scores 90-99 points .....	0-0
Quinnipiac scores 100 or more points.....	0-0
Opponent scores less than 50 points.....	1-0
Opponent scores 50-59 points .....	4-0
Opponent scores 60-69 points .....	1-0
Opponent scores 70-79 points .....	0-1
Opponent scores 80-89 points .....	0-0
Opponent scores 90-99 points .....	0-0
Opponent scores 100 or more points.....	0-0

Final Margin is 5 points or less .....	1-1
Final Margin is between 6-10 points.....	1-0
Final Margin is between 11-20 points .....	1-0
Final Margin is more than 20 points.....	2-0
Final Margin is more than 30 Points.....	1-0

# 2016-17 Quinnipiac Women's Basketball Game Notes

## Game #8: Quinnipiac vs. Michigan State • TD Bank Sports Center • Hamden, Conn.

### The Last Time...

#### THE LAST TIME QUINNIPIAC...

Won in overtime.....	71-69 vs. Hartford, 11/19/15
Lost in overtime.....	71-70 at Florida Gulf Coast, 12/28/15
Played two overtimes.....	80-76 vs. Fairleigh Dickinson, 3/5/04
Won by 30+ points.....	84-51, Maine, 3/18/16
Lost by 30+ points.....	112-52 at Notre Dame, 11/25/14
Scored 100+ points.....	109 vs. Mount St. Mary's, 1/14/08
Allowed 100+ points.....	111 vs. Oklahoma, 3/21/15
Scored under 50 points.....	41 vs. Iona, 3/7/16
Allowed under 50 points.....	44 vs. Maine, 3/18/16
Shot 50 percent or higher from the floor.....	.603 (38-63) vs. Maine, 3/18/16
Shot under 30 percent from the field.....	.227 (15-66) at Drexel, 12/21/15
Held opponent under 30 percent from the field.....	.288 (17-59) vs. Maine, 3/18/16
Did not make a 3-point field goal.....	(0-7) vs. Sacred Heart, 2/6/10
Made 10+ 3-point field goals.....	12 (12-33) vs. Northeastern, 11/20/16
Attempted 30+ three-point field goals.....	33 vs. Northeastern, 11/20/16
Attempted 40+ free throws.....	41 at Bryant, 2/21/11
Made 25+ free throws.....	26 vs. Oklahoma, 3/21/15
Shot 90+ percent from the free throw line.....	91.7% (11-12) at Manhattan, 2/23/16
Had 50+ rebounds.....	50 vs. Hartford, 11/19/15
Had 25 or fewer rebounds.....	24 at Siena, 1/30/15
Had 25+ assists.....	25 vs. Northeastern, 11/20/16
Had 15+ steals.....	18 vs. Northeastern, 11/20/16
Blocked 10+ shots.....	11 vs. Florida Gulf Coast, 11/11/16

#### THE LAST TIME A QUINNIPIAC PLAYER...

Scored 30+ points.....	32, Courtney Kaminski, vs. CCSU, 1/15/10
Attempted 20+ field goals.....	20, Maria Napolitano, at Drexel, 12/21/15
Two players scored 20+ points.....	Jasmine Martin (23) and Samantha Guastella (20), at Siena, 3/8/15
Three players scored 20+ points.....	Krystal Pressley (21), Ashlee Kelly (20) and Katie Keilty (20), vs. Colgate, 12/21/03
Five players in double figures.....	Vanessa Udoji (16), Adily Martucci (13), Paige Warfel (11) Paula Strautmane (10), Jen Fay (10), at Saint Peter's, 12/1/16
Made 6+ 3-point field goals.....	6, Samantha Guastella, at Siena, 3/8/15
Attempted 10+ 3-pt field goals.....	12, Samantha Guastella, at Siena, 3/8/15
Attempted 15+ free throws.....	17, Monique Lee, vs. Fairleigh Dickinson, 1/7/06
Made 10+ free throws.....	10, Nikoline Ostergaard, vs. Canisius, 2/15/15
Had 15+ rebounds.....	15, Aryn McClure, vs. Canisius, 1/8/16
Two players with 10+ rebounds.....	Brittany McQuain (10) and Sam Guastella (10), at JMU, 11/11/12
Two or more players with a double-double in same game.....	Paula Strautmane (21-10) and Sarah Shewan (15-10), vs. Maine, 3/18/16
Shot 100% from the field (min. 5 attempts).....	Paula Strautmane (10-10), vs. Maine, 3/18/16
Had 10+ assists.....	Gillian Abshire (14), at Rider, 2/26/15
Had 5+ steals.....	Carly Fabbri and Vanessa Udoji (5), vs. Siena, 12/3/16
Had 5+ blocks.....	Aryn McClure (5), vs. Florida Gulf Coast, 11/11/16



# 2016-17 Quinnipiac Women's Basketball Game Notes

Game #8: Quinnipiac vs. Michigan State • TD Bank Sports Center • Hamden, Conn.

## 2016-17 QU WOMEN'S BASKETBALL SEASON BOX SCORE

RECORD:		OVERALL					HOME		AWAY		NEUTRAL				
ALL GAMES		6-1					3-0		3-1		0-0				
CONFERENCE		2-0					1-0		1-0		0-0				
NON-CONFERENCE		4-1					2-0		2-1		0-0				

#	Player	gp-gs	min	avg	Total		3-Point		F-Throw		Rebounds				pf	dq	a	to	blk	stl	pts	avg
					fg-fga	fg%	3fg-fga	3fg%	ft-fa	ft%	off	def	tot	avg								
21	Fay, Jen	7-2	130	18.6	32-56	.571	11-26	.423	9-11	.818	7	20	27	3.9	14	0	6	7	7	9	84	12.0
03	Martucci, Adily	7-5	159	22.7	28-63	.444	10-24	.417	5-6	.833	6	10	16	2.3	14	0	4	12	1	13	71	10.1
35	Manz, Morgan	7-5	147	21.0	21-46	.457	13-30	.433	7-7	1.000	6	22	28	4.0	18	0	13	8	1	7	62	8.9
04	Strautmane, Paula	7-4	127	18.1	25-62	.403	3-10	.300	3-9	.333	14	19	33	4.7	22	1	15	8	6	8	56	8.0
01	Udoji, Vanessa	4-1	52	13.0	11-20	.550	3-10	.300	6-6	1.000	2	8	10	2.5	3	0	3	2	0	7	31	7.8
22	Johnson, Brittany	6-3	120	20.0	13-37	.351	5-18	.278	9-17	.529	9	7	16	2.7	14	1	4	12	0	6	40	6.7
25	McClure, Aryn	7-4	161	23.0	16-54	.296	0-3	.000	12-18	.667	17	35	52	7.4	21	0	17	13	12	13	44	6.3
13	Shewan, Sarah	7-3	106	15.1	15-51	.294	2-14	.143	9-11	.818	10	10	20	2.9	11	0	10	11	2	3	41	5.9
23	Martin, Brittany	5-1	88	17.6	9-18	.500	3-7	.429	5-8	.625	1	4	5	1.0	2	0	12	5	1	3	26	5.2
11	Thornton, Edel	5-2	82	16.4	7-22	.318	2-15	.133	3-6	.500	1	7	8	1.6	6	0	15	5	0	5	19	3.8
05	Fabbri, Carly	7-5	144	20.6	5-25	.200	3-19	.158	5-6	.833	5	12	17	2.4	11	0	27	9	0	8	18	2.6
20	Warfel, Paige	5-0	36	7.2	3-10	.300	0-0	.000	5-7	.714	10	1	11	2.2	2	0	2	3	0	4	11	2.2
02	Herd, Taylor	4-0	21	5.3	0-3	.000	0-3	.000	3-6	.500	1	2	3	0.8	5	0	0	4	0	0	3	0.8
10	Ward, Jaden	4-0	17	4.3	1-5	.200	0-0	.000	0-0	.000	0	0	0	0.0	3	0	1	3	0	1	2	0.5
24	Grant, Katie	3-0	10	3.3	0-1	.000	0-0	.000	0-0	.000	0	2	2	0.7	1	0	1	0	1	0	0	0.0
Team											11	22	33				1					
Total.....		7	1400		186-473	.393	55-179	.307	81-118	.686	100	181	281	40.1	147	2	130	103	31	87	508	72.6
Opponents.....		7	1400		133-375	.355	28-124	.226	105-156	.673	81	202	283	40.4	132	-	77	162	15	49	399	57.0

TEAM STATISTICS		QUW	OPP	Date	Opponent	Score	Att.
SCORING		508	399	11/11/16	FLORIDA GULF COAST	w 66-56	535
Points per game		72.6	57.0	11/13/16	at Dayton	w 63-60	1786
Scoring margin		+15.6	-	11/16/16	at Holy Cross	w 78-55	475
FIELD GOALS-ATT		186-473	133-375	11/20/16	NORTHEASTERN	w 76-59	546
Field goal pct		.393	.355	11/27/16	at Temple	L 68-71	1159
3 POINT FG-ATT		55-179	28-124	* 12/01/16	at Saint Peter's	w 84-51	150
3-point FG pct		.307	.226	* 12/03/16	SIENA	w 73-47	423
3-pt FG made per game		7.9	4.0				
FREE THROWS-ATT		81-118	105-156	* - Conference game			
Free throw pct		.686	.673				
F-Throws made per game		11.6	15.0				
REBOUNDS		281	283				
Rebounds per game		40.1	40.4				
Rebounding margin		-0.3	-				
ASSISTS		130	77				
Assists per game		18.6	11.0				
TURNOVERS		103	162				
Turnovers per game		14.7	23.1				
Turnover margin		+8.4	-				
Assist/turnover ratio		1.3	0.5				
STEALS		87	49				
Steals per game		12.4	7.0				
BLOCKS		31	15				
Blocks per game		4.4	2.1				
ATTENDANCE		1504	3570				
Home games-Avg/Game		3-501	4-892				
Neutral site-Avg/Game		-	0-0				

Score by Periods	1st	2nd	3rd	4th	Totals
Quinnipiac	113	113	144	138	508
Opponents	79	85	118	117	399

# 2016-17 Quinnipiac Women's Basketball Game Notes

Game #8: Quinnipiac vs. Michigan State • TD Bank Sports Center • Hamden, Conn.

## 2016-17 QU WOMEN'S BASKETBALL GAME-BY-GAME STATISTICS

### TEAM STATISTICS

Opponent	Date	Score		Total		3-Pointers		Free throws		Rebounds				pf	a	t/o	blk	stl	pts	avg
				fg-fga	pct	3fg-fga	pct	ft-fa	pct	off	def	tot	avg							
FLORIDA GULF COAST	11/11/16	66-56	W	22-58	.379	5-18	.278	17-22	.773	13	28	41	41.0	18	20	19	11	8	66	66.0
at Dayton	11/13/16	63-60	W	23-67	.343	6-23	.261	11-22	.500	14	23	37	39.0	28	11	9	4	5	63	64.5
at Holy Cross	11/16/16	78-55	W	28-69	.406	6-24	.250	16-20	.800	15	26	41	39.7	22	17	15	1	16	78	69.0
NORTHEASTERN	11/20/16	76-59	W	29-68	.426	12-33	.364	6-12	.500	8	27	35	38.5	18	26	11	3	18	76	70.8
at Temple	11/27/16	68-71	L	25-65	.385	7-25	.280	11-13	.846	12	24	36	38.0	22	14	15	0	6	68	70.2
at Saint Peter's	12/01/16	84-51	W	29-71	.408	11-27	.407	15-22	.682	20	27	47	39.5	19	21	14	6	14	84	72.5
SIENA	12/03/16	73-47	W	30-75	.400	8-29	.276	5-7	.714	18	26	44	40.1	20	21	20	6	20	73	72.6
Quinnipiac		508		186-473	.393	55-179	.307	81-118	.686	100	181	281	40.1	147	130	103	31	87	508	72.6
Opponents		399		133-375	.355	28-124	.226	105-156	.673	81	202	283	40.4	132	77	162	15	49	399	57.0

Games played: 7  
Points/game: 72.6  
FG Pct: 39.3  
3FG Pct: 30.7  
FT Pct: 68.6

Rebounds/game: 40.1  
Assists/game: 18.6  
Turnovers/game: 14.7  
Assist/turnover ratio: 1.3  
Steals/game: 12.4  
Blocks/game: 4.4

# 2016-17 Quinnipiac Women's Basketball Game Notes

Game #8: Quinnipiac vs. Michigan State • TD Bank Sports Center • Hamden, Conn.

## LAST QU GAME PLAYED: W, 73-47 VS SIENA (DEC. 3, 2016)

### Siena 47 • 2-4, 1-1 MAAC

				Total	3-Ptr	Rebounds											
##	Player			FG-FGA	FG-FGA	FT-FTA	Off	Def	Tot	PF	TP	A	TO	Blk	Stl	Min	
21	Scarborough, Kollyns			f	4-6	0-0	1-2	5	3	8	1	9	2	6	0	1	26
45	Donohue, Meghan			f	4-5	0-0	5-6	3	5	8	3	13	0	3	1	1	28
05	Benitez, Jackie			g	4-15	0-4	1-1	0	4	4	0	9	2	8	0	5	32
22	Rawls, Deja			g	0-4	0-1	0-2	0	4	4	0	0	3	5	0	1	20
34	Lundquist, Anna			g	0-7	0-5	0-0	1	3	4	2	0	1	3	0	1	33
14	Gibson, Joella				2-5	0-0	1-2	0	2	2	2	5	1	4	0	3	19
32	Sims, Maddie				1-4	0-1	1-4	1	3	4	2	3	1	2	1	2	22
42	Piper, Sabrina				0-0	0-0	0-0	0	0	0	2	0	0	0	0	0	3
51	Severova, Karolina				2-5	1-3	3-3	1	1	2	0	8	0	3	0	1	17
Team								2	4	6							
Totals					17-51	1-14	12-20	13	29	42	12	47	10	34	2	15	200
1st - FG %:				5-10	50.0%	2nd: 5-15	33.3%	3rd: 5-14	35.7%	4th: 2-12	16.7%	Game:	17-51	33.3%	Deadball		
3FG %:				0-2	0.0%	0-4	0.0%	1-4	25.0%	0-4	0.0%		1-14	7.1%	Rebounds		
FT %:				2-4	50.0%	4-7	57.1%	2-4	50.0%	4-5	80.0%		12-20	60.0%	3		

### Quinnipiac 73 • 6-1, 2-0 MAAC

				Total	3-Ptr	Rebounds											
##	Player			FG-FGA	FG-FGA	FT-FTA	Off	Def	Tot	PF	TP	A	TO	Blk	Stl	Min	
04	Strautmane, Paula			f	5-9	0-0	1-1	1	6	7	1	11	4	2	2	1	22
35	Manz, Morgan			f	3-4	3-4	0-0	2	1	3	4	9	1	3	0	1	20
03	Martucci, Adily			g	1-7	0-2	0-0	1	1	2	2	2	1	2	1	3	17
11	Thornton, Edel			g	0-2	0-2	0-0	0	0	0	3	0	2	2	0	0	14
22	Johnson, Brittany			g	0-6	0-3	0-0	0	1	1	0	0	1	2	0	2	18
01	Udoji, Vanessa				6-9	1-4	0-0	1	2	3	3	13	2	1	0	5	18
02	Herd, Taylor				0-1	0-1	1-2	0	0	0	1	1	0	0	0	0	4
05	Fabbri, Carly				1-5	1-4	0-0	1	2	3	3	3	5	2	0	5	17
10	Ward, Jaden				0-0	0-0	0-0	0	0	0	0	0	1	1	0	0	2
13	Shewan, Sarah				4-11	0-3	1-2	2	1	3	0	9	0	1	2	0	16
20	Warfel, Paige				0-3	0-0	0-0	1	0	1	0	0	0	0	0	0	4
21	Fay, Jen				7-10	3-5	2-2	2	4	6	1	19	1	2	1	1	22
24	Grant, Katie				0-0	0-0	0-0	0	1	1	0	0	0	0	0	0	2
25	McClure, Aryn				3-8	0-1	0-0	5	7	12	2	6	3	2	0	2	24
Team								2	0	2							
Totals					30-75	8-29	5-7	18	26	44	20	73	21	20	6	20	200
1st - FG %:				6-22	27.3%	2nd: 8-16	50.0%	3rd: 7-20	35.0%	4th: 9-17	52.9%	Game: 30-75	40.0%	Deadball			
3FG %:				2-13	15.4%	2-4	50.0%	2-9	22.2%	2-3	66.7%	8-29	27.6%	Rebounds			
FT %:				0-0	0.0%	0-0	0.0%	2-3	66.7%	3-4	75.0%	5-7	71.4%	0			

Officials: Joanne Aldrich, Thomas Danaher, Michael Schmidt

Technical fouls: Siena-None. Quinnipiac-None.

Attendance: 423

Score by periods	1st	2nd	3rd	4th	Total
Siena	12	14	13	8	47
Quinnipiac	14	18	18	23	73

	In	Off	2nd	Fast	
Points	Paint	T/O	Chance	Break	Bench
SIEW	28	13	9	15	16
QUW	36	35	17	22	51



# 2016-17 Quinnipiac Women's Basketball Game Notes

## Game #8: Quinnipiac vs. Michigan State • TD Bank Sports Center • Hamden, Conn.

### LAST QU GAME PLAYED VS. MICHIGAN STATE: L, 81-48 (NOV. 23, 2008)

Michigan State vs Quinnipiac  
11/23/08 4:00 p.m. at Burlington, Vt. (Patrick Gymnasium)

#### Michigan State 81

			Total	3-point		Rebounds								
#	Player	p	fgm-fga	fgm-fga	ftm-fta	off-def	tot	pf	tp	a	to	blk	stl	min
20	Thomas, Brittney	*	1-2	0-1	0-0	0-3	3	1	2	1	0	0	0	21
21	Johnson, Mia	*	1-2	1-2	0-0	0-0	0	1	3	6	2	0	1	19
22	Jefferson, Aisha	*	3-3	0-0	0-1	0-4	4	2	6	1	0	0	0	10
32	Keane, Kalisha	*	4-5	2-3	0-0	0-5	5	2	10	4	2	0	2	19
41	DeHaan, Allyssa	*	8-11	1-1	4-4	1-2	3	1	21	0	1	4	0	20
02	Piechowski, Mandy	-	3-5	3-5	3-4	0-4	4	1	12	1	0	0	0	16
03	Poole, Porsche	-	0-1	0-1	4-6	0-4	4	1	4	2	7	2	0	18
15	Washington, Cetera	-	2-5	0-0	1-2	1-3	4	3	5	3	0	0	1	12
24	Schiffauer, Courtney	-	1-2	0-1	2-3	1-4	5	3	4	1	5	2	1	26
30	Johnson, Lykendra	-	1-2	0-0	3-6	2-4	6	3	5	1	2	0	0	15
33	Alton, Taylor	-	3-4	0-0	0-0	0-4	4	4	6	1	4	0	0	16
45	Aitch, Lauren	-	1-3	0-0	1-2	1-1	2	0	3	0	1	0	0	9
TM	Team	-	-	-	-	0-3	3	-	-	-	-	-	-	-
Totals.....		-	28-45	7-14	18-28	6-41	47	22	81	21	24	8	5	201
			62.2%	50.0%	64.3%									

Team summary:	FG	3FG	FT
1st Half:	14-22	5-7	8-13
2nd Half:	14-23	2-7	10-15
	60.9%	28.6%	66.7%

#### Quinnipiac 48

			Total	3-point		Rebounds									
#	Player	p	fgm-fga	fgm-fga	ftm-fa	off-def	tot	pf	tp	a	to	blk	stl	min	
03	Kerner, Erin	*	5-15	1-6	2-4	3-0	3	3	13	0	4	0	0	31	
10	Rooney, Brianna	*	1-5	1-2	0-0	0-0	0	1	3	1	1	0	1	22	
22	Lazos, Krystal	*	0-0	0-0	4-4	2-0	2	3	4	1	1	0	1	24	
23	Pennevell, Mandy	*	3-16	0-8	0-0	1-0	1	1	6	0	0	0	1	25	
33	Neyens, Kathleen	*	2-3	0-0	0-0	0-5	5	3	4	0	2	0	1	17	
02	Picillo, Mia	-	0-0	0-0	0-0	0-0	0	0	0	0	0	0	0	4	
12	Pratt, Lailah	-	0-1	0-0	0-0	1-1	2	2	0	0	1	0	0	4	
15	Barron, Felicia	-	2-11	1-7	1-2	0-2	2	2	6	3	1	0	3	20	
21	Dunbar, Jacinda	-	0-2	0-0	3-4	1-2	3	4	3	1	1	0	0	18	
24	Adams, Ashley	-	2-5	0-0	0-0	1-1	2	2	4	0	0	0	0	9	
32	Mcgowan, Sarah	-	2-5	0-2	0-4	0-1	1	2	4	1	0	0	1	16	
51	Mann, Jacki	-	0-2	0-0	1-2	0-1	1	1	1	0	2	0	0	11	
TM	TEAM	-	-	-	-	4-3	7	-	-	-	1	-	-	-	
Totals.....			-	17-65	3-25	11-20	13-16	29	24	48	7	14	0	8	201
				26.2%	12.0%	55.0%									

Team summary:	FG	3FG	FT
1st Half:	7-32	1-15	3-7
2nd Half:	10-33	2-10	8-13
	30.3%	20.0%	61.5%

Score by Periods	1st	2nd	Total	
Michigan State	41	40	81	Record: (5-0)
Quinnipiac	18	30	48	Record: (3-1)

# 2016-17 Quinnipiac Women's Basketball Game Notes

Game #8: Quinnipiac vs. Michigan State • TD Bank Sports Center • Hamden, Conn.

## 2016-17 SIENA WOMEN'S BASKETBALL SEASON BOX SCORE

RECORD:	OVERALL	HOME	AWAY	NEUTRAL
ALL GAMES	7-2	4-0	2-2	1-0
CONFERENCE	0-0	0-0	0-0	0-0
NON-CONFERENCE	7-2	4-0	2-2	1-0

#	Player	gp-gs	min	avg	Total		3-Point		F-Throw		Rebounds										pts	avg
					fg-fga	fg%	3fg-fga	3fg%	ft-fa	ft%	off	def	tot	avg	pf	dq	a	to	blk	stl		
01	Jankoska, Tori	9-9	320	35.6	67-140	.479	30-73	.411	47-52	.904	9	52	61	6.8	14	0	42	26	3	16	211	23.4
32	Reimer, Taya	9-9	240	26.7	39-77	.506	0-0	.000	9-12	.750	17	25	42	4.7	23	0	8	27	11	5	87	9.7
33	Allen, Jenna	6-3	129	21.5	21-49	.429	0-3	.000	13-15	.867	13	18	31	5.2	13	0	4	10	1	1	55	9.2
04	McCutcheon, Taryn	9-9	315	35.0	22-57	.386	12-30	.400	7-10	.700	4	31	35	3.9	24	1	48	23	3	4	63	7.0
10	Agee, Brannndais	9-5	224	24.9	17-55	.309	4-22	.182	17-22	.773	12	54	66	7.3	17	0	12	26	3	12	55	6.1
12	Hollie, Nia	9-2	126	14.0	17-41	.415	0-0	.000	11-16	.688	7	11	18	2.0	10	0	6	11	1	3	45	5.0
21	Vesela, Hana	7-2	98	14.0	11-25	.440	2-7	.286	6-10	.600	5	7	12	1.7	18	0	1	4	0	4	30	4.3
24	Gussert, Lexi	9-4	149	16.6	12-30	.400	6-18	.333	4-5	.800	4	27	31	3.4	14	0	17	11	1	3	34	3.8
02	Cook, Mardrekia	8-0	62	7.8	6-21	.286	0-2	.000	4-13	.308	6	10	16	2.0	11	0	2	9	2	4	16	2.0
15	Gaines, Victoria	9-2	120	13.3	6-19	.316	1-2	.500	2-8	.250	9	16	25	2.8	14	0	3	8	3	2	15	1.7
55	Johnson, Kennedy	6-0	39	6.5	2-7	.286	0-0	.000	0-0	.000	2	1	3	0.5	8	0	1	3	1	0	4	0.7
11	Dambo, Nathy	3-0	3	1.0	0-1	.000	0-0	.000	0-0	.000	0	0	0	0.0	1	0	0	0	0	0	0	0.0
	Team										11	15	26				6					
	Total.....	9	1825		220-522	.421	55-157	.350	120-163	.736	99	267	366	40.7	167	1	144	164	29	54	615	68.3
	Opponents.....	9	1825		207-557	.372	46-143	.322	104-144	.722	102	215	317	35.2	180	2	120	131	19	77	564	62.7

TEAM STATISTICS	MSU	OPP	Date	Opponent	Score	Att.
SCORING	615	564	11/11/16	DAVIDSON	W 70-34	3640
Points per game	68.3	62.7	11/13/16	WYOMING	W 63-51	4138
Scoring margin	+5.7	-	11/15/16	SOUTHERN	W 70-55	4027
FIELD GOALS-ATT	220-522	207-557	11/18/16	at Western Michigan	Wot 68-64	1788
Field goal pct	.421	.372	11/22/16	at Oregon	L 55-88	2056
3 POINT FG-ATT	55-157	46-143	11/25/16	vs DELAWARE	W 81-64	218
3-point FG pct	.350	.322	11/26/16	at CSUN	W 63-59	399
3-pt FG made per game	6.1	5.1	11/30/16	at Syracuse	L 64-75	768
FREE THROWS-ATT	120-163	104-144	12/2/16	OAKLAND UNIVERSITY	W 81-74	4638
Free throw pct	.736	.722	* - Conference game			
F-Throws made per game	13.3	11.6				
REBOUNDS	366	317				
Rebounds per game	40.7	35.2				
Rebounding margin	+5.4	-				
ASSISTS	144	120				
Assists per game	16.0	13.3				
TURNOVERS	164	131				
Turnovers per game	18.2	14.6				
Turnover margin	-3.7	-				
Assist/turnover ratio	0.9	0.9				
STEALS	54	77				
Steals per game	6.0	8.6				
BLOCKS	29	19				
Blocks per game	3.2	2.1				
ATTENDANCE	16443	5229				
Home games-Avg/Game	4-4111	4-1253				
Neutral site-Avg/Game	-	1-218				

Score by Periods	1st	2nd	3rd	4th	OT	Totals
Michigan State	144	128	146	189	8	615
Opponents	117	120	161	162	4	564

# 2016-17 Quinnipiac Women's Basketball Game Notes

## Game #8: Quinnipiac vs. Michigan State • TD Bank Sports Center • Hamden, Conn.

### 2016-17 QU WOMEN'S BASKETBALL PLAYER CAREER HIGHS

#### #1 VANESSA UDOJI

**Points:** 16, at Saint Peter's, 12/1/16  
**Rebounds:** 7, at Saint Peter's, 12/1/16  
**Assists:** 2, vs. Siena, 12/3/16  
**Blocks:** N/A  
**Steals:** 5, vs. Siena, 12/3/16

#### #2 TAYLOR HERD

**Points:** 1, three times  
**Rebounds:** 2, at Saint Peter's, 12/1/16  
**Assists:** N/A  
**Blocks:** N/A  
**Steals:** N/A

#### #3 ADILY MARTUCCI

**Points:** 20, at FGCU, 12/28/15  
**Rebounds:** 9, vs. Hartford, 11/19/15  
**Assists:** 4, twice  
**Blocks:** 2, four times  
**Steals:** 5, at Vermont, 11/28/15

#### #4 PAULA STRAUTMANE

**Points:** 21, vs. Maine, 3/18/16  
**Rebounds:** 10, four times  
**Assists:** 4, twice  
**Blocks:** 3, six times  
**Steals:** 4, vs. Northeastern, 11/20/16

#### #5 CARLY FABBRI

**Points:** 17, at Rider, 2/21/16  
**Rebounds:** 8, vs. Temple, 3/20/16  
**Assists:** 8, vs. Niagara, 2/7/16  
**Blocks:** 2, vs. Rider, 1/6/16  
**Steals:** 5, vs. Siena, 12/3/16

#### #10 JADEN WARD

**Points:** 2, at Holy Cross, 11/16/16  
**Rebounds:** N/A  
**Assists:** 1, vs. Siena, 12/3/16  
**Blocks:** N/A  
**Steals:** 1, at Holy Cross, 11/16/16

#### #11 EDEL THORNTON

**Points:** 10, twice  
**Rebounds:** 3, four times  
**Assists:** 7, at Saint Peter's, 12/1/16  
**Blocks:** N/A  
**Steals:** 5, vs. Manhattan, 12/6/15

#### #13 SARAH SHEWAN

**Points:** 18, at Army West Point, 11/15/15  
**Rebounds:** 12, vs. Monmouth, 1/4/15  
**Assists:** 4, twice  
**Blocks:** 3, vs. Temple, 11/24/15  
**Steals:** 4, vs. Hartford, 11/19/15

#### #20 PAIGE WARFEL

**Points:** 11, at Saint Peter's, 12/1/16  
**Rebounds:** 7, at Saint Peter's, 12/1/16  
**Assists:** 1, twice  
**Blocks:** N/A  
**Steals:** 3, at Saint Peter's, 12/1/16

#### #21 JEN FAY

**Points:** 26, at Temple, 11/27/16  
**Rebounds:** 10, vs. Marist, 1/22/15  
**Assists:** 6, at Siena, 1/30/15  
**Blocks:** 3, at Saint Peter's, 12/1/16  
**Steals:** 3, three times

#### #22 BRITTANY JOHNSON

**Points:** 14, vs. FGCU, 11/11/16  
**Rebounds:** 8, at Monmouth, 1/2/16  
**Assists:** 3, vs. Siena, 1/24/16  
**Blocks:** 3, vs. Siena, 1/24/16  
**Steals:** 4, vs. Fairfield, 2/26/16

#### #23 BRITTANY MARTIN

**Points:** 16, at Army West Point, 11/15/15  
**Rebounds:** 3, five times  
**Assists:** 5, vs. Holy Cross, 11/21/15  
**Blocks:** 1, vs. FGCU, 11/11/16  
**Steals:** 3, vs. Manhattan, 12/6/15

#### #24 KATIE GRANT

**Points:** N/A  
**Rebounds:** 1, twice  
**Assists:** 1, at Saint Peter's, 12/1/16  
**Blocks:** 1, at Saint Peter's, 12/1/16  
**Steals:** N/A

#### #25 ARYN MCCLURE

**Points:** 22, vs. Iona, 2/12/16  
**Rebounds:** 15, vs. Canisius, 1/8/16  
**Assists:** 8, at Canisius, 1/17/16  
**Blocks:** 5, vs. FGCU, 11/11/16  
**Steals:** 4, at FGCU, 12/28/15

#### #35 MORGAN MANZ

**Points:** 19, at Dayton, 11/13/16  
**Rebounds:** 7, twice  
**Assists:** 4, four times  
**Blocks:** 2, twice  
**Steals:** 3, three times



# 2016-17 Quinnipiac Women's Basketball Game Notes

## Game #8: Quinnipiac vs. Michigan State • TD Bank Sports Center • Hamden, Conn.

### 2016-17 QU WOMEN'S BASKETBALL PLAYER SEASON HIGHS

#### #1 VANESSA UDOJI

**Points:** 16, at Saint Peter's, 12/1/16  
**Rebounds:** 7, at Saint Peter's, 12/1/16  
**Assists:** 2, vs. Siena, 12/3/16  
**Blocks:** N/A  
**Steals:** 5, vs. Siena, 12/3/16

#### #2 TAYLOR HERD

**Points:** 1, three times  
**Rebounds:** 2, at Saint Peter's, 12/1/16  
**Assists:** N/A  
**Blocks:** N/A  
**Steals:** N/A

#### #3 ADILY MARTUCCI

**Points:** 15, vs. Northeastern, 11/20/16  
**Rebounds:** 3, three times  
**Assists:** 2, at Holy Cross, 11/16/16  
**Blocks:** 1, vs. Siena, 12/3/16  
**Steals:** 4, at Saint Peter's, 12/1/16

#### #4 PAULA STRAUTMANE

**Points:** 12, vs. Northeastern, 11/20/16  
**Rebounds:** 7, twice  
**Assists:** 4, vs. Siena, 12/3/16  
**Blocks:** 3, vs. FGCU, 11/11/16  
**Steals:** 4, vs. Northeastern, 11/20/16

#### #5 CARLY FABBRI

**Points:** 4, at Saint Peter's, 12/1/16  
**Rebounds:** 4, twice  
**Assists:** 7, vs. Northeastern, 11/20/16  
**Blocks:** N/A  
**Steals:** 5, vs. Siena, 12/3/16

#### #10 JADEN WARD

**Points:** 2, at Holy Cross, 11/16/16  
**Rebounds:** N/A  
**Assists:** 1, vs. Siena, 12/3/16  
**Blocks:** N/A  
**Steals:** 1, at Holy Cross, 11/16/16

#### #11 EDEL THORNTON

**Points:** 7, vs. Northeastern, 11/20/16  
**Rebounds:** 3, twice  
**Assists:** 7, at Saint Peter's, 12/1/16  
**Blocks:** N/A  
**Steals:** 3, at Holy Cross, 11/16/16

#### #13 SARAH SHEWAN

**Points:** 11, at Holy Cross, 11/16/16  
**Rebounds:** 5, vs. FGCU, 11/11/16  
**Assists:** 3, vs. Northeastern, 11/20/16  
**Blocks:** 2, vs. Siena, 12/3/16  
**Steals:** 2, vs. FGCU, 11/11/16

#### #20 PAIGE WARFEL

**Points:** 11, at Saint Peter's, 12/1/16  
**Rebounds:** 7, at Saint Peter's, 12/1/16  
**Assists:** 1, twice  
**Blocks:** N/A  
**Steals:** 3, at Saint Peter's, 12/1/16

#### #21 JEN FAY

**Points:** 26, at Temple, 11/27/16  
**Rebounds:** 6, twice  
**Assists:** 2, vs. Northeastern, 11/20/16  
**Blocks:** 3, at Saint Peter's, 12/1/16  
**Steals:** 3, at Holy Cross, 11/16/16

#### #22 BRITTANY JOHNSON

**Points:** 14, vs. FGCU, 11/11/16  
**Rebounds:** 5, at Dayton, 11/13/16  
**Assists:** 2, at Holy Cross, 11/16/16  
**Blocks:** N/A  
**Steals:** 2, twice

#### #23 BRITTANY MARTIN

**Points:** 10, vs. Northeastern, 11/20/16  
**Rebounds:** 1, five times  
**Assists:** 3, three times  
**Blocks:** 1, vs. FGCU, 11/11/16  
**Steals:** 1, three times

#### #24 KATIE GRANT

**Points:** N/A  
**Rebounds:** 1, twice  
**Assists:** 1, at Saint Peter's, 12/1/16  
**Blocks:** 1, at Saint Peter's, 12/1/16  
**Steals:** N/A

#### #25 ARYN MCCLURE

**Points:** 14, vs. FGCU, 11/11/16  
**Rebounds:** 12, vs. Siena, 12/3/16  
**Assists:** 4, vs. FGCU, 11/11/16  
**Blocks:** 5, vs. FGCU, 11/11/16  
**Steals:** 3, twice

#### #35 MORGAN MANZ

**Points:** 19, at Dayton, 11/13/16  
**Rebounds:** 6, vs. FGCU, 11/11/16  
**Assists:** 3, three times  
**Blocks:** 1, vs. FGCU, 11/11/16  
**Steals:** 3, twice

# 2016-17 Quinnipiac Women's Basketball Game Notes

## Game #8: Quinnipiac vs. Michigan State • TD Bank Sports Center • Hamden, Conn.



### #1 • Vanessa Udoji

Freshman • Guard/Forward • 5-11  
Randolph, Massachusetts  
Northfield Mount Hermon



## GAME BY GAME STATS

Opponent	Date	gs	min	Total		3-Pointers		Free throws		Rebounds				pf	a	t/o	blk	stl	pts	avg
				fg-fga	pct	3fg-fga	pct	ft-fa	pct	off	def	tot	avg							
FLORIDA GULF COAST	11/11/16		dnp	-	-	-	-	-	-	-	-	-	-	-	-	-	-	-	-	-
at Dayton	11/13/16		dnp	-	-	-	-	-	-	-	-	-	-	-	-	-	-	-	-	-
at Holy Cross	11/16/16		5	1-3	.333	0-0	.000	0-0	.000	0	0	0	0.0	0	1	0	0	0	2	2.0
NORTHEASTERN	11/20/16		4	0-1	.000	0-1	.000	0-0	.000	0	0	0	0.0	0	0	1	0	0	0	1.0
at Temple	11/27/16		dnp	-	-	-	-	-	-	-	-	-	-	-	-	-	-	-	-	-
at Saint Peter's	12/01/16 *		25	4-7	.571	2-5	.400	6-6	1.000	1	6	7	2.3	0	0	0	0	2	16	6.0
SIENA	12/03/16		18	6-9	.667	1-4	.250	0-0	.000	1	2	3	2.5	3	2	1	0	5	13	7.8
Totals		1	52	11-20	.550	3-10	.300	6-6	1.000	2	8	10	2.5	3	3	2	0	7	31	7.8

Games played: 4  
Minutes/game: 13.0  
Points/game: 7.8  
FG Pct: 55.0  
3FG Pct: 30.0  
FT Pct: 100.0

Rebounds/game: 2.5  
Assists/game: 0.8  
Turnovers/game: 0.5  
Assist/turnover ratio: 1.5  
Steals/game: 1.8

## CAREER STATS

Season	Games	Mins	FG-FGA	3P-3PA	FT-FTA	OR-DR-TOT	A	BS	ST	PTS	Avg.
2016-17	4	52	11-20	3-10	6-6	2-8-10	3	0	7	31	7.8
Totals	Same										

### Career & Season Highs

**Points:** 16, at Saint Peter's, 12/1/16  
**Rebounds:** 7, at Saint Peter's, 12/1/16  
**Assists:** 2, vs. Siena, 12/3/16  
**Blocks:**  
**Steals:** 5, vs. Siena, 12/3/16

# 2016-17 Quinnipiac Women's Basketball Game Notes

## Game #8: Quinnipiac vs. Michigan State • TD Bank Sports Center • Hamden, Conn.



### #2 • Taylor Herd

Freshman • Guard • 5-9  
Quakertown, Pennsylvania  
Lansdale Catholic



## GAME BY GAME STATS

Opponent	Date	gs	min	Total		3-Pointers		Free throws		Rebounds				pf	a	t/o	blk	stl	pts	avg
				fg-fga	pct	3fg-fga	pct	ft-fga	pct	off	def	tot	avg							
FLORIDA GULF COAST	11/11/16		dnp	-	-	-	-	-	-	-	-	-	-	-	-	-	-	-	-	-
at Dayton	11/13/16		dnp	-	-	-	-	-	-	-	-	-	-	-	-	-	-	-	-	-
at Holy Cross	11/16/16		4	0-0	.000	0-0	.000	1-2	.500	0	1	1	1.0	1	0	1	0	0	1	1.0
NORTHEASTERN	11/20/16		4	0-1	.000	0-1	.000	0-0	.000	0	0	0	0.5	2	0	1	0	0	0	0.5
at Temple	11/27/16		dnp	-	-	-	-	-	-	-	-	-	-	-	-	-	-	-	-	-
at Saint Peter's	12/01/16		9	0-1	.000	0-1	.000	1-2	.500	1	1	2	1.0	1	0	2	0	0	1	0.7
SIENA	12/03/16		4	0-1	.000	0-1	.000	1-2	.500	0	0	0	0.8	1	0	0	0	0	1	0.8
Totals		0	21	0-3	.000	0-3	.000	3-6	.500	1	2	3	0.8	5	0	4	0	0	3	0.8

Games played: 4  
Minutes/game: 5.3  
Points/game: 0.8  
FG Pct: 0.0  
3FG Pct: 0.0  
FT Pct: 50.0

Rebounds/game: 0.8  
Turnovers/game: 1.0

## CAREER STATS

Season	Games	Mins	FG-FGA	3P-3PA	FT-FTA	OR-DR-TOT	A	BS	ST	PTS	Avg.
2016-17	4	21	0-3	0-3	3-6	1-2-3	0	0	0	3	0.8
Totals	Same										


### Career & Season Highs

Points: 1, three times  
Rebounds: 2, at Saint Peter's, 12/1/16  
Assists:  
Blocks:  
Steals:



# 2016-17 Quinnipiac Women's Basketball Game Notes

Game #8: Quinnipiac vs. Michigan State • TD Bank Sports Center • Hamden, Conn.



## #3 • Adily Martucci

Redshirt Senior • Guard • 5-8  
Waterford, Connecticut  
Waterford H.S.



## GAME BY GAME STATS

				Total		3-Pointers		Free throws		Rebounds											
Opponent	Date	gs	min	fg-fga	pct	3fg-fga	pct	ft-fga	pct	off	def	tot	avg	pf	a	t/o	blk	stl	pts	avg	
FLORIDA GULF COAST	11/11/16	*	34	6-12	.500	2-4	.500	0-0	.000	1	2	3	3.0	2	1	4	0	2	14	14.0	
at Dayton	11/13/16	*	30	5-13	.385	1-4	.250	0-0	.000	1	2	3	3.0	4	0	2	0	3	11	12.5	
at Holy Cross	11/16/16	*	18	2-5	.400	0-0	.000	4-4	1.000	3	0	3	3.0	1	2	2	0	0	8	11.0	
NORTHEASTERN	11/20/16		17	6-8	.750	3-5	.600	0-0	.000	0	1	1	2.5	1	0	0	0	1	15	12.0	
at Temple	11/27/16	*	26	3-7	.429	1-4	.250	1-2	.500	0	2	2	2.4	3	0	0	0	0	8	11.2	
at Saint Peter's	12/01/16		17	5-11	.455	3-5	.600	0-0	.000	0	2	2	2.3	1	0	2	0	4	13	11.5	
SIENA	12/03/16	*	17	1-7	.143	0-2	.000	0-0	.000	1	1	2	2.3	2	1	2	1	3	2	10.1	
Totals			5	159	28-63	.444	10-24	.417	5-6	.833	6	10	16	2.3	14	4	12	1	13	71	10.1

Games played: 7  
Minutes/game: 22.7  
Points/game: 10.1  
FG Pct: 44.4  
3FG Pct: 41.7  
FT Pct: 83.3

Rebounds/game: 2.3  
Assists/game: 0.6  
Turnovers/game: 1.7  
Assist/turnover ratio: 0.3  
Steals/game: 1.9  
Blocks/game: 0.1

## CAREER STATS

Season	Games	Mins	FG-FGA	3P-3PA	FT-FTA	OR-DR-TOT	A	BS	ST	PTS	Avg.
2012-13	Did Not Appear in a Game - Medical Redshirt										
2013-14	31	294	40-113	14-46	22-34	13-17-30	4	7	18	116	3.7
2014-15	35	509	75-187	26-69	34-45	28-44-72	36	4	27	210	6.0
2015-16	33	751	98-270	30-113	35-52	23-60-83	44	20	40	261	7.9
2016-17	7	159	28-63	10-24	5-6	6-10-16	4	1	13	71	10.1
Totals	106	1713	241-633	80-252	96-137	70-131-201	88	32	100	658	6.2

### Career Highs

Points: 20, at FGCU, 12/28/15  
Rebounds: 9, vs. Hartford, 11/19/15  
Assists: 4, twice  
Blocks: 2, five times  
Steals: 5, at Vermont, 11/28/15

### 2016-17 Season Highs

Points: 15, vs. Northeastern, 11/20/16  
Rebounds: 3, three times  
Assists: 2, at Holy Cross, 11/16/16  
Blocks: 1, vs. Siena, 12/3/16  
Steals: 4, at Saint Peter's, 12/1/16

# 2016-17 Quinnipiac Women's Basketball Game Notes

## Game #8: Quinnipiac vs. Michigan State • TD Bank Sports Center • Hamden, Conn.



### #4 • Paula Strautmane

Sophomore • Forward • 6-0  
Riga, Latvia  
Latvia U16, U18 & U20 National Teams



## GAME BY GAME STATS

Opponent	Date	gs	min	Total		3-Pointers		Free throws		Rebounds				pf	a	t/o	blk	stl	pts	avg	
				fg-fga	pct	3fg-fga	pct	ft-fga	pct	off	def	tot	avg								
FLORIDA GULF COAST	11/11/16	*	19	4-9	.444	0-0	.000	1-3	.333	5	2	7	7.0	4	2	2	3	0	9	9.0	
at Dayton	11/13/16	*	23	1-9	.111	0-3	.000	1-2	.500	1	1	2	4.5	5	2	2	1	1	3	6.0	
at Holy Cross	11/16/16		18	3-8	.375	1-2	.500	0-0	.000	4	1	5	4.7	4	2	1	0	1	7	6.3	
NORTHEASTERN	11/20/16	*	18	6-11	.545	0-2	.000	0-0	.000	2	4	6	5.0	2	3	0	0	4	12	7.8	
at Temple	11/27/16		12	2-8	.250	0-0	.000	0-0	.000	0	2	2	4.4	4	0	1	0	0	4	7.0	
at Saint Peter's	12/01/16		15	4-8	.500	2-3	.667	0-3	.000	1	3	4	4.3	2	2	0	0	1	10	7.5	
SIENA	12/03/16	*	22	5-9	.556	0-0	.000	1-1	1.000	1	6	7	4.7	1	4	2	2	1	11	8.0	
Totals			4	127	25-62	.403	3-10	.300	3-9	.333	14	19	33	4.7	22	15	8	6	8	56	8.0

Games played: 7  
Minutes/game: 18.1  
Points/game: 8.0  
FG Pct: 40.3  
3FG Pct: 30.0  
FT Pct: 33.3

Rebounds/game: 4.7  
Assists/game: 2.1  
Turnovers/game: 1.1  
Assist/turnover ratio: 1.9  
Steals/game: 1.1  
Blocks/game: 0.9

## CAREER STATS

Season	Games	Mins	FG-FGA	3P-3PA	FT-FTA	OR-DR-TOT	A	BS	ST	PTS	Avg.
2015-16	34	724	117-242	16-35	50-70	94-109-203	63	49	36	300	8.8
2016-17	7	127	25-62	3-10	3-9	14-19-33	15	6	8	56	8.0
Totals	41	851	142-304	19-45	53-79	108-128-236	78	55	44	356	8.7

### Career Highs

Points: 21, vs. Maine, 3/18/16  
Rebounds: 10, four times  
Assists: 4, twice  
Blocks: 3, six times  
Steals: 4, vs. Northeastern, 11/20/16

### 2016-17 Season Highs

Points: 12, vs. Northeastern, 11/20/16  
Rebounds: 7, twice  
Assists: 4, vs. Siena, 12/3/16  
Blocks: 3, vs. FGCU, 11/11/16  
Steals: 4, vs. Northeastern, 11/20/16

# 2016-17 Quinnipiac Women's Basketball Game Notes

## Game #8: Quinnipiac vs. Michigan State • TD Bank Sports Center • Hamden, Conn.



### #5 • Carly Fabbri

Junior • Guard • 5-7  
Stratford, Connecticut  
Lauralton Hall



## GAME BY GAME STATS

				Total		3-Pointers		Free throws		Rebounds											
Opponent	Date	gs	min	fg-fga	pct	3fg-fga	pct	ft-fa	pct	off	def	tot	avg	pf	a	t/o	blk	stl	pts	avg	
FLORIDA GULF COAST	11/11/16	*	26	0-3	.000	0-3	.000	1-2	.500	0	1	1	1.0	2	5	2	0	1	1	1.0	
at Dayton	11/13/16	*	23	0-2	.000	0-1	.000	2-2	1.000	0	4	4	2.5	2	1	2	0	0	2	1.5	
at Holy Cross	11/16/16	*	18	1-5	.200	1-3	.333	0-0	.000	1	3	4	3.0	1	2	0	0	1	3	2.0	
NORTHEASTERN	11/20/16		18	1-3	.333	1-3	.333	0-0	.000	1	1	2	2.8	1	7	0	0	1	3	2.3	
at Temple	11/27/16	*	23	0-3	.000	0-3	.000	2-2	1.000	2	0	2	2.6	1	5	1	0	0	2	2.2	
at Saint Peter's	12/01/16	*	19	2-4	.500	0-2	.000	0-0	.000	0	1	1	2.3	1	2	2	0	0	4	2.5	
SIENA	12/03/16		17	1-5	.200	1-4	.250	0-0	.000	1	2	3	2.4	3	5	2	0	5	3	2.6	
Totals		5	144	5-25	.200	3-19	.158	5-6	.833	5	12	17	2.4	11	27	9	0	8	18	2.6	

Games played: 7  
Minutes/game: 20.6  
Points/game: 2.6  
FG Pct: 20.0  
3FG Pct: 15.8  
FT Pct: 83.3

Rebounds/game: 2.4  
Assists/game: 3.9  
Turnovers/game: 1.3  
Assist/turnover ratio: 3.0  
Steals/game: 1.1

## CAREER STATS

Season	Games	Mins	FG-FGA	3P-3PA	FT-FTA	OR-DR-TOT	A	BS	ST	PTS	Avg.
2014-15	18	75	7-29	6-22	6-8	2-3-5	2	0	0	26	1.4
2015-16	34	856	68-200	52-143	26-35	17-68-85	89	3	40	214	6.3
2016-17	7	144	5-25	3-19	5-6	5-12-17	27	0	8	18	2.6
Totals	59	1075	80-254	61-184	37-49	24-83-107	118	3	48	258	4.4

### Career Highs

Points: 17, at Rider, 2/21/16  
Rebounds: 8, vs. Temple, 3/20/16  
Assists: 8, vs. Niagara, 2/7/16  
Blocks: 2, vs. Rider, 1/6/16  
Steals: 5, vs. Siena, 12/3/16

### 2016-17 Season Highs

Points: 4, at Saint Peter's, 12/1/16  
Rebounds: 4, at Dayton, 11/13/16  
Assists: 7, vs. Northeastern, 11/20/16  
Blocks: N/A  
Steals: 5, vs. Siena, 12/3/16



# 2016-17 Quinnipiac Women's Basketball Game Notes

## Game #8: Quinnipiac vs. Michigan State • TD Bank Sports Center • Hamden, Conn.



### #10 • Jaden Ward

Freshman • Forward • 6-0  
Wisconsin Dells, Wisconsin  
Wisconsin Dells



## GAME BY GAME STATS

Opponent	Date	gs	min	Total		3-Pointers		Free throws		Rebounds				pf	a	t/o	blk	stl	pts	avg
				fg-fga	pct	3fg-fga	pct	ft-fta	pct	off	def	tot	avg							
FLORIDA GULF COAST	11/11/16		dnp	-	-	-	-	-	-	-	-	-	-	-	-	-	-	-	-	
at Dayton	11/13/16		dnp	-	-	-	-	-	-	-	-	-	-	-	-	-	-	-	-	
at Holy Cross	11/16/16	4		1-2	.500	0-0	.000	0-0	.000	0	0	0	0.0	2	0	2	0	1	2	2.0
NORTHEASTERN	11/20/16	4		0-2	.000	0-0	.000	0-0	.000	0	0	0	0.0	0	0	0	0	0	0	1.0
at Temple	11/27/16		dnp	-	-	-	-	-	-	-	-	-	-	-	-	-	-	-	-	
at Saint Peter's	12/01/16	7		0-1	.000	0-0	.000	0-0	.000	0	0	0	0.0	1	0	0	0	0	0	0.7
SIENA	12/03/16	2		0-0	.000	0-0	.000	0-0	.000	0	0	0	0.0	0	1	1	0	0	0	0.5
Totals		0	17	1-5	.200	0-0	.000	0-0	.000	0	0	0	0.0	3	1	3	0	1	2	0.5

Games played: 4  
Minutes/game: 4.3  
Points/game: 0.5  
FG Pct: 20.0

Assists/game: 0.3  
Turnovers/game: 0.8  
Assist/turnover ratio: 0.3  
Steals/game: 0.3

## CAREER STATS

Season	Games	Mins	FG-FGA	3P-3PA	FT-FTA	OR-DR-TOT	A	BS	ST	PTS	Avg.
2016-17	4	17	1-5	0-0	0-0	0-0-0	1	0	1	2	0.5
Totals	Same										

### Career & Season Highs

Points: 2, at Holy Cross, 11/16/16

Rebounds: N/A

Assists: 1, vs. Siena, 12/3/16

Blocks: N/A

Steals: 1, at Holy Cross, 11/16/16

# 2016-17 Quinnipiac Women's Basketball Game Notes

## Game #8: Quinnipiac vs. Michigan State • TD Bank Sports Center • Hamden, Conn.



### #11 • Edel Thornton

Sophomore • Guard • 5-11  
Gurranabraher, Ireland  
Ireland U18 National Team



## GAME BY GAME STATS

Opponent	Date	gs	min	Total		3-Pointers		Free throws		Rebounds				pf	a	t/o	blk	stl	pts	avg
				fg-fga	pct	3fg-fga	pct	ft-fga	pct	off	def	tot	avg							
FLORIDA GULF COAST	11/11/16		dnp	-	-	-	-	-	-	-	-	-	-	-	-	-	-	-	-	
at Dayton	11/13/16		dnp	-	-	-	-	-	-	-	-	-	-	-	-	-	-	-	-	
at Holy Cross	11/16/16		18	3-8	.375	0-5	.000	0-0	.000	0	1	1	1.0	1	1	1	0	3	6	6.0
NORTHEASTERN	11/20/16	*	18	3-7	.429	1-4	.250	0-2	.000	0	3	3	2.0	0	4	1	0	1	7	6.5
at Temple	11/27/16		15	0-2	.000	0-1	.000	1-2	.500	1	2	3	2.3	0	1	1	0	1	1	4.7
at Saint Peter's	12/01/16		17	1-3	.333	1-3	.333	2-2	1.000	0	1	1	2.0	2	7	0	0	0	5	4.8
SIENA	12/03/16	*	14	0-2	.000	0-2	.000	0-0	.000	0	0	0	1.6	3	2	2	0	0	0	3.8
Totals		2	82	7-22	.318	2-15	.133	3-6	.500	1	7	8	1.6	6	15	5	0	5	19	3.8

Games played: 5  
Minutes/game: 16.4  
Points/game: 3.8  
FG Pct: 31.8  
3FG Pct: 13.3  
FT Pct: 50.0

Rebounds/game: 1.6  
Assists/game: 3.0  
Turnovers/game: 1.0  
Assist/turnover ratio: 3.0  
Steals/game: 1.0

## CAREER STATS

Season	Games	Mins	FG-FGA	3P-3PA	FT-FTA	OR-DR-TOT	A	BS	ST	PTS	Avg.
2015-16	17	214	19-48	9-24	9-15	5-21-26	19	0	12	56	3.3
2016-17	5	82	7-22	2-15	3-6	1-7-8	15	0	5	19	3.8
Totals	22	296	26-70	11-39	12-21	6-28-34	34	0	17	75	3.4

### Career Highs

Points: 10, twice  
Rebounds: 3, four times  
Assists: 7, at Saint Peter's, 12/1/16  
Blocks: N/A  
Steals: 5, vs. Manhattan, 12/6/15

### 2016-17 Season Highs

Points: 7, vs. Northeastern, 11/20/16  
Rebounds: 3, twice  
Assists: 7, at Saint Peter's, 12/1/16  
Blocks: N/A  
Steals: 3, at Holy Cross, 11/16/16

# 2016-17 Quinnipiac Women's Basketball Game Notes

## Game #8: Quinnipiac vs. Michigan State • TD Bank Sports Center • Hamden, Conn.



### #13 • Sarah Shewan

Junior • Forward • 6-2  
Russell, Ontario  
St. Thomas Aquinas Catholic



## GAME BY GAME STATS

Opponent	Date	gs	min	Total		3-Pointers		Free throws		Rebounds				pf	a	t/o	blk	stl	pts	avg
				fg-fga	pct	3fg-fga	pct	ft-fa	pct	off	def	tot	avg							
FLORIDA GULF COAST	11/11/16		18	0-7	.000	0-2	.000	4-4	1.000	1	4	5	5.0	2	1	2	0	2	4	4.0
at Dayton	11/13/16		3	0-2	.000	0-0	.000	0-0	.000	0	0	0	2.5	2	0	0	0	0	0	2.0
at Holy Cross	11/16/16	*	18	5-9	.556	0-1	.000	1-1	1.000	2	2	4	3.0	2	2	1	0	0	11	5.0
NORTHEASTERN	11/20/16		18	1-6	.167	1-3	.333	3-4	.750	2	1	3	3.0	2	3	2	0	0	6	5.3
at Temple	11/27/16	*	14	1-8	.125	0-3	.000	0-0	.000	0	1	1	2.6	1	2	3	0	0	2	4.6
at Saint Peter's	12/01/16	*	19	4-8	.500	1-2	.500	0-0	.000	3	1	4	2.8	2	2	2	0	1	9	5.3
SIENA	12/03/16		16	4-11	.364	0-3	.000	1-2	.500	2	1	3	2.9	0	0	1	2	0	9	5.9
Totals		3	106	15-51	.294	2-14	.143	9-11	.818	10	10	20	2.9	11	10	11	2	3	41	5.9

Games played: 7  
Minutes/game: 15.1  
Points/game: 5.9  
FG Pct: 29.4  
3FG Pct: 14.3  
FT Pct: 81.8

Rebounds/game: 2.9  
Assists/game: 1.4  
Turnovers/game: 1.6  
Assist/turnover ratio: 0.9  
Steals/game: 0.4  
Blocks/game: 0.3

## CAREER STATS

Season	Games	Mins	FG-FGA	3P-3PA	FT-FTA	OR-DR-TOT	A	BS	ST	PTS	Avg.
2014-15	34	400	41-141	14-51	32-40	39-43-82	17	17	13	129	3.9
2015-16	34	693	107-267	17-70	69-97	55-98-153	46	24	30	300	8.8
2016-17	7	106	15-51	2-14	9-11	10-10-20	10	2	3	41	5.9
Totals	75	1199	163-459	33-135	110-148	104-151-255	73	43	46	470	6.3

### Career Highs

Points: 18, at Army West Point, 11/15/15  
Rebounds: 12, vs. Monmouth, 1/4/15  
Assists: 4, twice  
Blocks: 3, vs. Temple, 11/24/15  
Steals: 4, vs. Hartford, 11/19/15

### 2016-17 Season Highs

Points: 11, at Holy Cross, 11/16/16  
Rebounds: 5, vs. FGCU, 11/11/16  
Assists: 3, vs. Northeastern, 11/20/16  
Blocks: 2, vs. Siena, 12/3/16  
Steals: 2, vs. FGCU, 11/11/16



# 2016-17 Quinnipiac Women's Basketball Game Notes

## Game #8: Quinnipiac vs. Michigan State • TD Bank Sports Center • Hamden, Conn.



### #20 • Paige Warfel

Freshman • Forward • 6-0  
Chester Springs, Pennsylvania  
Downingtown East



## GAME BY GAME STATS

Opponent	Date	gs	min	Total		3-Pointers		Free throws		Rebounds				pf	a	t/o	blk	stl	pts	avg
				fg-fga	pct	3fg-fga	pct	ft-fa	pct	off	def	tot	avg							
FLORIDA GULF COAST	11/11/16		dnp	-	-	-	-	-	-	-	-	-	-	-	-	-	-	-	-	-
at Dayton	11/13/16		5	0-0	.000	0-0	.000	0-0	.000	2	0	2	2.0	0	0	0	0	0	0	0.0
at Holy Cross	11/16/16		4	0-0	.000	0-0	.000	0-0	.000	0	0	0	1.0	1	0	1	0	0	0	0.0
NORTHEASTERN	11/20/16		4	0-0	.000	0-0	.000	0-0	.000	0	1	1	1.0	1	1	0	0	1	0	0.0
at Temple	11/27/16		dnp	-	-	-	-	-	-	-	-	-	-	-	-	-	-	-	-	-
at Saint Peter's	12/01/16		19	3-7	.429	0-0	.000	5-7	.714	7	0	7	2.5	0	1	2	0	3	11	2.8
SIENA	12/03/16		4	0-3	.000	0-0	.000	0-0	.000	1	0	1	2.2	0	0	0	0	0	0	2.2
Totals		0	36	3-10	.300	0-0	.000	5-7	.714	10	1	11	2.2	2	2	3	0	4	11	2.2

Games played: 5  
Minutes/game: 7.2  
Points/game: 2.2  
FG Pct: 30.0  
FT Pct: 71.4

Rebounds/game: 2.2  
Assists/game: 0.4  
Turnovers/game: 0.6  
Assist/turnover ratio: 0.7  
Steals/game: 0.8

## CAREER STATS

Season	Games	Mins	FG-FGA	3P-3PA	FT-FTA	OR-DR-TOT	A	BS	ST	PTS	Avg.
2016-17	5	36	3-10	0-0	5-7	10-1-11	2	0	4	11	2.2
Totals	Same										

### Career & Season Highs

Points: 11, at Saint Peter's, 12/1/16  
Rebounds: 7, at Saint Peter's, 12/1/16  
Assists: 1, twice  
Blocks: N/A  
Steals: 3, at Saint Peter's, 12/1/16

# 2016-17 Quinnipiac Women's Basketball Game Notes

## Game #8: Quinnipiac vs. Michigan State • TD Bank Sports Center • Hamden, Conn.



### #21 • Jen Fay

Redshirt Sophomore • Forward • 6-0  
Lynbrook, New York  
Lynbrook / Nazareth



## GAME BY GAME STATS

Opponent	Date	gs	min	Total		3-Pointers		Free throws		Rebounds				pf	a	t/o	blk	stl	pts	avg
				fg-fga	pct	3fg-fga	pct	ft-fa	pct	off	def	tot	avg							
FLORIDA GULF COAST	11/11/16		13	1-3	.333	0-1	.000	1-2	.500	2	2	4	4.0	2	1	2	1	1	3	3.0
at Dayton	11/13/16		15	2-5	.400	1-3	.333	0-0	.000	0	2	2	3.0	2	1	0	1	0	5	4.0
at Holy Cross	11/16/16		18	4-10	.400	0-4	.000	3-4	.750	1	4	5	3.7	2	0	0	1	3	11	6.3
NORTHEASTERN	11/20/16 *		18	4-6	.667	2-3	.667	0-0	.000	0	2	2	3.3	1	2	0	0	1	10	7.3
at Temple	11/27/16		25	10-13	.769	3-5	.600	3-3	1.000	1	5	6	3.8	4	0	2	0	2	26	11.0
at Saint Peter's	12/01/16 *		19	4-9	.444	2-5	.400	0-0	.000	1	1	2	3.5	2	1	1	3	1	10	10.8
SIENA	12/03/16		22	7-10	.700	3-5	.600	2-2	1.000	2	4	6	3.9	1	1	2	1	1	19	12.0
Totals		2	130	32-56	.571	11-26	.423	9-11	.818	7	20	27	3.9	14	6	7	7	9	84	12.0

Games played: 7  
Minutes/game: 18.6  
Points/game: 12.0  
FG Pct: 57.1  
3FG Pct: 42.3  
FT Pct: 81.8

Rebounds/game: 3.9  
Assists/game: 0.9  
Turnovers/game: 1.0  
Assist/turnover ratio: 0.9  
Steals/game: 1.3  
Blocks/game: 1.0

## CAREER STATS

Season	Games	Mins	FG-FGA	3P-3PA	FT-FTA	OR-DR-TOT	A	BS	ST	PTS	Avg.
2014-15	35	405	36-113	4-16	37-60	37-67-104	31	9	25	113	3.2
2015-16	Missed Season Due to Injury - Redshirt										
2016-17	7	130	32-56	11-26	9-11	7-20-27	6	7	9	84	12.0
Totals	42	535	68-169	15-42	46-71	44-87-131	37	16	34	197	4.7

### Career Highs

Points: 26, at Temple, 11/27/16  
Rebounds: 10, vs. Marist, 1/22/15  
Assists: 6, at Siena, 1/30/15  
Blocks: 3, at Saint Peter's, 12/1/16  
Steals: 3, three times

### 2016-17 Season Highs

Points: 26, at Temple, 11/27/16  
Rebounds: 6, twice  
Assists: 2, vs. Northeastern, 11/20/16  
Blocks: 3, at Saint Peter's, 12/1/16  
Steals: 3, twice

# 2016-17 Quinnipiac Women's Basketball Game Notes

## Game #8: Quinnipiac vs. Michigan State • TD Bank Sports Center • Hamden, Conn.



## #22 • Brittany Johnson

Junior • Guard • 5-11  
Pickerington, Ohio  
Pickerington North



## GAME BY GAME STATS

Opponent	Date	gs	min	Total		3-Pointers		Free throws		Rebounds				pf	a	t/o	blk	stl	pts	avg
				fg-fga	pct	3fg-fga	pct	ft-fa	pct	off	def	tot	avg							
FLORIDA GULF COAST	11/11/16		23	4-7	.571	2-3	.667	4-5	.800	0	2	2	2.0	0	0	3	0	1	14	14.0
at Dayton	11/13/16		25	1-5	.200	0-2	.000	0-6	.000	4	1	5	3.5	5	1	0	0	0	2	8.0
at Holy Cross	11/16/16	*	17	1-3	.333	1-3	.333	3-4	.750	0	2	2	3.0	3	2	2	0	1	6	7.3
NORTHEASTERN	11/20/16		21	3-9	.333	1-5	.200	0-0	.000	2	1	3	3.0	3	0	4	0	2	7	7.3
at Temple	11/27/16	*	16	4-7	.571	1-2	.500	2-2	1.000	3	0	3	3.0	3	0	1	0	0	11	8.0
at Saint Peter's	12/01/16	dnp		-	-	-	-	-	-	-	-	-	-	-	-	-	-	-	-	-
SIENA	12/03/16	*	18	0-6	.000	0-3	.000	0-0	.000	0	1	1	2.7	0	1	2	0	2	0	6.7
Totals		3	120	13-37	.351	5-18	.278	9-17	.529	9	7	16	2.7	14	4	12	0	6	40	6.7

Games played: 6  
Minutes/game: 20.0  
Points/game: 6.7  
FG Pct: 35.1  
3FG Pct: 27.8  
FT Pct: 52.9

Rebounds/game: 2.7  
Assists/game: 0.7  
Turnovers/game: 2.0  
Assist/turnover ratio: 0.3  
Steals/game: 1.0

## CAREER STATS

Season	Games	Mins	FG-FGA	3P-3PA	FT-FTA	OR-DR-TOT	A	BS	ST	PTS	Avg.
2014-15	19	100	9-20	1-6	17-33	11-12-23	5	3	5	36	1.9
2015-16	34	598	48-147	9-48	52-88	57-53-110	27	14	28	157	4.6
2016-17	6	120	13-37	5-18	9-17	9-7-16	4	0	6	40	6.7
Totals	59	818	70-204	15-72	78-138	77-72-149	36	17	39	233	3.9

### Career Highs

Points: 14, vs. FGCU, 11/11/16  
Rebounds: 8, at Monmouth, 1/2/16  
Assists: 3, vs. Siena, 1/24/16  
Blocks: 3, vs. Siena, 1/24/16  
Steals: 4, vs. Fairfield, 2/26/16

### 2016-17 Season Highs

Points: 14, vs. FGCU, 11/11/16  
Rebounds: 5, at Dayton, 11/13/16  
Assists: 2, at Holy Cross, 11/16/16  
Blocks: N/A  
Steals: 2, twice



# 2016-17 Quinnipiac Women's Basketball Game Notes

## Game #8: Quinnipiac vs. Michigan State • TD Bank Sports Center • Hamden, Conn.



### #23 • Brittany Martin

Sophomore • Guard • 5-6  
Sicklerville, New Jersey  
Timber Creek



## GAME BY GAME STATS

Opponent	Date	gs	min	Total		3-Pointers		Free throws		Rebounds				pf	a	t/o	blk	stl	pts	avg
				fg-fga	pct	3fg-fga	pct	ft-fa	pct	off	def	tot	avg							
FLORIDA GULF COAST	11/11/16		14	0-1	.000	0-0	.000	0-0	.000	0	1	1	1.0	1	3	1	1	1	0	0.0
at Dayton	11/13/16		19	4-6	.667	1-1	1.000	0-0	.000	0	1	1	1.0	0	3	1	0	0	9	4.5
at Holy Cross	11/16/16		18	0-1	.000	0-1	.000	3-4	.750	0	1	1	1.0	0	2	1	0	1	3	4.0
NORTHEASTERN	11/20/16 *		20	3-5	.600	2-3	.667	2-4	.500	1	0	1	1.0	0	3	1	0	1	10	5.5
at Temple	11/27/16		17	2-5	.400	0-2	.000	0-0	.000	0	1	1	1.0	1	1	1	0	0	4	5.2
at Saint Peter's	12/01/16		dnp	-	-	-	-	-	-	-	-	-	-	-	-	-	-	-	-	-
SIENA	12/03/16		dnp	-	-	-	-	-	-	-	-	-	-	-	-	-	-	-	-	-
Totals		1	88	9-18	.500	3-7	.429	5-8	.625	1	4	5	1.0	2	12	5	1	3	26	5.2

Games played: 5  
Minutes/game: 17.6  
Points/game: 5.2  
FG Pct: 50.0  
3FG Pct: 42.9  
FT Pct: 62.5

Rebounds/game: 1.0  
Assists/game: 2.4  
Turnovers/game: 1.0  
Assist/turnover ratio: 2.4  
Steals/game: 0.6  
Blocks/game: 0.2

## CAREER STATS

Season	Games	Mins	FG-FGA	3P-3PA	FT-FTA	OR-DR-TOT	A	BS	ST	PTS	Avg.
2015-16	34	559	38-135	16-59	43-61	6-40-46	59	0	13	135	4.0
2016-17	5	88	9-18	3-7	5-8	1-4-5	12	1	3	26	5.2
Totals	39	647	47-153	19-66	48-69	7-44-51	71	1	16	161	4.1

### Career Highs

**Points:** 16, at Army West Point, 11/15/15  
**Rebounds:** 3, five times  
**Assists:** 5, vs. Holy Cross, 11/21/15  
**Blocks:** 1, vs. FGCU, 11/11/16  
**Steals:** 3, vs. Manhattan, 12/6/15

### 2016-17 Season Highs

**Points:** 10, vs. Northeastern, 11/20/16  
**Rebounds:** 1, five times  
**Assists:** 3, three times  
**Blocks:** 1, vs. FGCU, 11/11/16  
**Steals:** 1, three times

# 2016-17 Quinnipiac Women's Basketball Game Notes

## Game #8: Quinnipiac vs. Michigan State • TD Bank Sports Center • Hamden, Conn.



### #24 • Katie Grant

Freshman • Center • 6-4  
Phoenix, Arizona  
Horizon



## GAME BY GAME STATS

Opponent	Date	gs	min	Total		3-Pointers		Free throws		Rebounds				pf	a	t/o	blk	stl	pts	avg
				fg-fga	pct	3fg-fga	pct	ft-fa	pct	off	def	tot	avg							
FLORIDA GULF COAST	11/11/16		dnp	-	-	-	-	-	-	-	-	-	-	-	-	-	-	-	-	-
at Dayton	11/13/16		dnp	-	-	-	-	-	-	-	-	-	-	-	-	-	-	-	-	-
at Holy Cross	11/16/16		4	0-0	.000	0-0	.000	0-0	.000	0	0	0	0.0	1	0	0	0	0	0	0.0
NORTHEASTERN	11/20/16		dnp	-	-	-	-	-	-	-	-	-	-	-	-	-	-	-	-	-
at Temple	11/27/16		dnp	-	-	-	-	-	-	-	-	-	-	-	-	-	-	-	-	-
at Saint Peter's	12/01/16		4	0-1	.000	0-0	.000	0-0	.000	0	1	1	0.5	0	1	0	1	0	0	0.0
SIENA	12/03/16		2	0-0	.000	0-0	.000	0-0	.000	0	1	1	0.7	0	0	0	0	0	0	0.0
Totals		0	10	0-1	.000	0-0	.000	0-0	.000	0	2	2	0.7	1	1	0	1	0	0	0.0

Games played: 3  
Minutes/game: 3.3  
FG Pct: 0.0

Rebounds/game: 0.7  
Assists/game: 0.3  
Assist/turnover ratio: 99.9  
Blocks/game: 0.3

## CAREER STATS

Season	Games	Mins	FG-FGA	3P-3PA	FT-FTA	OR-DR-TOT	A	BS	ST	PTS	Avg.
2016-17	3	11	0-1	0-0	0-0	0-2-2	1	1	0	0	0.0
Totals	Same										

### Career & Season Highs

Points: N/A  
Rebounds: 1, twice  
Assists: 1, at Saint Peter's, 12/1/16  
Blocks: 1, at Saint Peter's, 12/1/16  
Steals: N/A

# 2016-17 Quinnipiac Women's Basketball Game Notes

Game #8: Quinnipiac vs. Michigan State • TD Bank Sports Center • Hamden, Conn.



## #25 • Aryn McClure

Sophomore • Guard/Forward • 6-0  
Springfield Gardens, New York  
Archbishop Molloy



## GAME BY GAME STATS

				Total		3-Pointers		Free throws		Rebounds											
Opponent	Date	gs	min	fg-fga	pct	3fg-fga	pct	ft-fga	pct	off	def	tot	avg	pf	a	t/o	blk	stl	pts	avg	
FLORIDA GULF COAST	11/11/16	*	29	5-11	.455	0-1	.000	4-4	1.000	2	8	10	10.0	4	4	3	5	0	14	14.0	
at Dayton	11/13/16	*	26	3-10	.300	0-0	.000	6-10	.600	1	6	7	8.5	4	2	1	2	1	12	13.0	
at Holy Cross	11/16/16		18	1-6	.167	0-0	.000	0-0	.000	2	5	7	8.0	2	0	1	0	2	2	9.3	
NORTHEASTERN	11/20/16	*	18	1-4	.250	0-0	.000	1-2	.500	0	3	3	6.8	2	3	0	3	3	3	7.8	
at Temple	11/27/16		27	1-7	.143	0-1	.000	0-0	.000	3	2	5	6.4	4	2	3	0	3	2	6.6	
at Saint Peter's	12/01/16	*	19	2-8	.250	0-0	.000	1-2	.500	4	4	8	6.7	3	3	3	2	2	5	6.3	
SIENA	12/03/16		24	3-8	.375	0-1	.000	0-0	.000	5	7	12	7.4	2	3	2	0	2	6	6.3	
Totals			4	161	16-54	.296	0-3	.000	12-18	.667	17	35	52	7.4	21	17	13	12	13	44	6.3

Games played: 7  
Minutes/game: 23.0  
Points/game: 6.3  
FG Pct: 29.6  
3FG Pct: 0.0  
FT Pct: 66.7

Rebounds/game: 7.4  
Assists/game: 2.4  
Turnovers/game: 1.9  
Assist/turnover ratio: 1.3  
Steals/game: 1.9  
Blocks/game: 1.7

## CAREER STATS

Season	Games	Mins	FG-FGA	3P-3PA	FT-FTA	OR-DR-TOT	A	BS	ST	PTS	Avg.
2015-16	34	871	117-256	0-8	57-99	72-159-231	69	54	43	291	8.6
2016-17	7	161	16-54	0-3	12-18	17-35-52	17	12	13	44	6.3
Totals	41	1032	133-310	0-11	69-117	89-194-283	86	66	56	335	8.2

### Career & Season Highs

Points: 22, vs. Iona, 2/12/16  
Rebounds: 15, vs. Canisius, 1/8/16  
Assists: 8, at Canisius, 1/17/16  
Blocks: 5, vs FGCU, 11/11/16  
Steals: 5, vs. Temple, 3/20/16

### 2016-17 Season Highs

Points: 14, vs. FGCU, 11/11/16  
Rebounds: 12, vs. Siena, 12/3/16  
Assists: 4, vs. FGCU, 11/11/16  
Blocks: 5, vs. FGCU, 11/11/16  
Steals: 3, twice



# 2016-17 Quinnipiac Women's Basketball Game Notes

## Game #8: Quinnipiac vs. Michigan State • TD Bank Sports Center • Hamden, Conn.



### #35 • Morgan Manz

Senior • Forward • 6-1  
Southbury, Connecticut  
The Taft School



## GAME BY GAME STATS

				Total		3-Pointers		Free throws		Rebounds											
Opponent	Date	gs	min	fg-fga	pct	3fg-fga	pct	ft-fga	pct	off	def	tot	avg	pf	a	t/o	blk	stl	pts	avg	
FLORIDA GULF COAST	11/11/16	*	24	2-5	.400	1-4	.250	2-2	1.000	1	5	6	6.0	1	3	0	1	0	7	7.0	
at Dayton	11/13/16	*	31	7-15	.467	3-9	.333	2-2	1.000	1	3	4	5.0	4	1	1	0	0	19	13.0	
at Holy Cross	11/16/16	*	18	6-9	.667	3-5	.600	1-1	1.000	1	1	2	4.0	1	3	2	0	3	16	14.0	
NORTHEASTERN	11/20/16		18	1-5	.200	1-3	.333	0-0	.000	0	4	4	4.0	3	0	1	0	3	3	11.3	
at Temple	11/27/16	*	25	2-5	.400	2-4	.500	2-2	1.000	0	5	5	4.2	1	3	1	0	0	8	10.6	
at Saint Peter's	12/01/16		11	0-3	.000	0-1	.000	0-0	.000	1	3	4	4.2	4	2	0	0	0	0	8.8	
SIENA	12/03/16	*	20	3-4	.750	3-4	.750	0-0	.000	2	1	3	4.0	4	1	3	0	1	9	8.9	
Totals			5	147	21-46	.457	13-30	.433	7-7	1.000	6	22	28	4.0	18	13	8	1	7	62	8.9

Games played: 7  
Minutes/game: 21.0  
Points/game: 8.9  
FG Pct: 45.7  
3FG Pct: 43.3  
FT Pct: 100.0

Rebounds/game: 4.0  
Assists/game: 1.9  
Turnovers/game: 1.1  
Assist/turnover ratio: 1.6  
Steals/game: 1.0  
Blocks/game: 0.1

## CAREER STATS

Season	Games	Mins	FG-FGA	3P-3PA	FT-FTA	OR-DR-TOT	A	BS	ST	PTS	Avg.
2013-14	29	210	25-50	16-37	5-8	15-27-42	8	1	3	71	2.4
2014-15	19	137	12-37	7-24	0-1	9-13-22	8	1	3	31	1.6
2015-16	31	595	68-144	37-82	30-39	37-70-107	47	13	19	203	6.5
2016-17	7	147	21-46	13-30	7-7	6-22-28	13	1	7	62	8.9
Totals	86	1089	126-275	73-173	42-55	67-132-199	76	16	32	367	4.3

### Career Highs

Points: 19, at Dayton, 11/13/16  
Rebounds: 7, twice  
Assists: 4, four times  
Blocks: 2, twice  
Steals: 3, three times

### 2016-17 Season Highs

Points: 19, at Dayton, 11/13/16  
Rebounds: 6, vs. FGCU, 11/11/16  
Assists: 3, three times  
Blocks: 1, vs. FGCU, 11/11/16  
Steals: 3, twice

# QU WOMEN'S BASKETBALL 2016-17 BROADCAST ROSTER



**#1 VANESSA UDOJI**  
Forward • Freshman • 5-11  
Randolph, Mass.  
(Vanessa oh-DODGE-ee)



**#2 TAYLOR HERD**  
Guard • Freshman • 5-9  
Quakertown, Pa.  
(Taylor Herd)



**#3 ADILY MARTUCCI**  
Guard • RS Senior • 5-8  
Waterford, Conn.  
(ADD-ill-EE Mar-TWO-chi)



**#4 PAULA STRAUTMĀNE**  
Forward • Sophomore • 6-0  
Riga, Latvia  
(STROUGHT-mahn-EH)



**#5 CARLY FABBRI**  
Guard • Junior • 5-7  
Stratford, Conn.  
(Carly FAB-ree)



**#10 JADEN WARD**  
Forward • Freshman • 6-0  
Wisconsin Dells, Wis.  
(JAY-den Ward)



**#11 EDEL THORNTON**  
Guard • Sophomore • 5-11  
Garranabraher, Ireland  
(E-dell Thornton)



**#13 SARAH SHEWAN**  
Forward • Junior • 6-2  
Russell, Ontario  
(Sarah SHOE-in)



**#20 PAIGE WARFEL**  
Forward • Freshman • 6-0  
Quakertown, Pa.  
(Paige Warfel)



**#21 JEN FAY**  
Forward • RS Sophomore • 6-0  
Lynbrook, N.Y.  
(Jen Fay)



**#22 BRITTANY JOHNSON**  
Guard • Junior • 5-11  
Pickerington, Ohio  
(Brittany Johnson)



**#23 BRITTANY MARTIN**  
Guard • Sophomore • 5-6  
Sicklerville, N.J.  
(Brittany Martin)



**#24 KATIE GRANT**  
Center • Freshman • 6-4  
Phoenix, Ariz.  
(Katie Grant)



**#25 ARYN MCCLURE**  
Forward • Sophomore • 5-11  
Springfield Gardens, N.Y.  
(AIR-in McClure)



**#35 MORGAN MANZ**  
Forward • Senior • 6-1  
Southbury, Conn.  
(Morgan MAN-zz)



**TRICIA FABBRI**  
Head Coach  
22nd Season  
(Tricia FAB-ree)



**MOUNTAIN MACGILLIVRAY**  
Associate Head Coach  
8th Season  
(Mountain Mah-GILL-vree)



**DANIELLE BRENNAN**  
Assistant Coach  
7th Season  
(Danielle Brennan)



**DESTINI HUGHES**  
Assistant Coach  
1st Season  
(Destini Hughes)



**TELIA MARKS-McCALL**  
Director of Operations  
1st Season  
(Telia Marks-McCall)

