



# 2021 Purdue Football Game Notes Game 1 - vs. Oregon State Sept. 4, 2021

## Schedule/Results

Date	Opponent	TV	Time/Result
9/4	Oregon State	FS1	7 p.m.
9/11	at UConn	CBS SN	3 p.m.
9/18	at #9 Notre Dame	NBC	2:30 p.m.
9/25	Illinois	TBA	TBA
10/2	Minnesota	TBA	Noon
10/16	at #18 Iowa	TBA	3:30 p.m.
10/23	#12 Wisconsin	TBA	TBA
10/30	at Nebraska	TBA	TBA
11/6	Michigan State	TBA	TBA
11/13	at #4 Ohio State	TBA	TBA
11/20	at Northwestern	TBA	TBA
11/27	#17 Indiana	TBA	TBA

## Gameday Broadcast Information

Television	FS1
Play-By-Play	Cory Provus
Analyst	Robert Smith

Radio	Purdue Sports Properties
Play-By-Play	Tim Newton
Analyst	Pete Quinn

Sirius/XM/Internet	104/195/957
--------------------	-------------

## Postgame Media Policies

The Purdue locker room will remain closed following all football games. Media should request players through Matt Rector of the Purdue Athletics Communications staff during the fourth quarter.

Purdue head coach Jeff Brohm and four selected players will be available in the Mackey Media Room. Assistant coaches will not be available. Brohm will speak at the podium first, then players will be made available around the room.

## Strategic Communications

Associate AD Communications	Patrick Crawford
Primary Football Contact	Matt Rector
Rector's Cell	765-237-1330
Rector's e-mail	rector@purdue.edu

## Purdue University Quick Facts

Location	West Lafayette, Indiana
Founded	1869
Conference	Big Ten
Colors	Old Gold and Black
Nickname	Boilermakers
President	Mitchell E. Daniels Jr.
Athletics Director	Mike Bobinski
Head Coach (Year)	Jeff Brohm (5th)
Alma Mater	Louisville (1989)

## Purdue-Oregon State Series Data

Oregon State leads 1-0-0 all-time.

*Current Streak:* Oregon State won the only previous meeting 22-14.

*In West Lafayette:* Oregon State leads 1-0

*Noteworthy:* The Beavers came to the Midwest on Oct. 21, 1967, and shocked the second-ranked Boilermakers 22-14 on Homecoming in the only meeting between the two schools prior to this year. Trailing 14-13 after three quarters, Oregon State scored nine unanswered points in the final 15 minutes to pull off the stunning upset. Led by future All-American Bill Enyart's 91 yards on 20 carries, the Beavers out-rushed Purdue 244-144 in the contest. All-American Leroy Keyes accounted for all of the scoring for the Boilers, finding the end zone on rushes of 15 and seven yards. Keyes finished the contest with 74 yards on 14 carries and had five receptions for 57 yards. The contest was a sloppy affair with the Boilers posting six turnovers (three interceptions, three fumbles) to Oregon State's three picks. The Boilermakers eventually overcame the loss to wrap up the season 8-2 and tri-champions of the Big Ten. OSU's 1967 squad, dubbed The Giant Killers, finished the season 7-2-1 having tied No. 2 UCLA and knocking off top-ranked USC, as well.

## Season Openers

Purdue will begin its 134th season Sept. 4 vs. Oregon State. The Boilermakers are 77-50-6 in the first game of the year.

## Open House

The Boilermakers are 91-37-4 in home-opening games. They have won 21 of their last 23 home openers, including a 24-20 victory over Iowa last season.

## 500th Game at Ross-Ade Stadium

Opening in 1924, Ross-Ade Stadium will host its 500th Purdue game on Sept. 4 against Oregon State. The Boilermakers are 290-196-13 all-time in their home venue.

## 300-Yard Passing Games

Jack Plummer's 334 yards passing vs. Nebraska in last year's final game marked the third 300-yard passing game by a Purdue QB in six contests in 2020 (also Plummer 367 yards at Minnesota and Aidan O'Connell 371 yards at Illinois) and the 17th such effort during head coach Jeff Brohm's tenure with the Boilermakers.

## 300-Yard Passing Games at Purdue (since 2017)

David Blough - 7  
Elijah Sindelar - 4  
Jack Plummer - 4  
Aidan O'Connell - 2

## 100-Yard Receiving Games

Under Jeff Brohm's leadership, Purdue has seen 25 games with at least one player top 100 yards receiving, including eight games with two players over the century mark and one with three different players.

## 100-Yard Receiving Games at Purdue (since 2017)

David Bell - 10 (Tied for fourth-most in school history)  
Rondale Moore - 10 (Tied for fourth-most in school history)  
Brycen Hopkins - 5  
Anthony Mahoungou - 2  
Isaac Zico - 2  
Zander Horvath - 1  
Gregory Phillips - 1  
Jared Sparks - 1  
Milton Wright - 1  
Terry Wright - 1

## New Faces

Purdue's defense got a makeover during the offseason to the tune of four new coaches joining the staff (only Marty Biagi at Purdue in 2020). In an effort have a more collaborative effort, head coach Jeff Brohm named three co-defensive coordinators in Brad Lambert, Ron English and Mark Hagen. Lambert (Charlotte) and English (Eastern Michigan) both have experience as head coaches and all three have served as a defensive coordinator in some capacity during their respective coaching careers. James Adams, who joined Purdue from Navy, rounds out the revamped defensive staff.

## Pronunciation Guide

### Alphabetical

#1 Michael Alaimo	UH-lie-MOE
#48 Kyle Bilodeau	BILL-uh-DUE
#95 Jack Cravaack	CRAH-vack
#22 King Doerue	DOE-roo
#97 Semisi Fakasiieki	SAH-mee-SEE
	FHAK-uh-see-Eh-key
#40 Zander Horvath	HOR-voth
#50 Suleiman Kpaka	SUE-la-MON KUH-pock-UH
#1 Dedrick Mackey	DED-rick
#59 Dave Monnot III	Mono
#31 Nick Zecchino	Zah-KEY-no

### Numerical

#1 Michael Alaimo	UH-lie-MOE
#1 Dedrick Mackey	DED-rick
#22 King Doerue	DOE-roo
#31 Nick Zecchino	zah-KEY-no
#40 Zander Horvath	HOR-voth
#48 Kyle Bilodeau	BILL-uh-DUE
#50 Sulaiman Kpaka	SUE-la-MON KUH-pock-UH
#95 Jack Cravaack	CRAH-vack
#97 Semisi Fakasiieki	SAH-mee-SEE
	FHAK-uh-see-Eh-key

## Moving On Up

Despite having played in merely 18 career games, junior David Bell is already climbing up the career receiving record book at Purdue. He enters the season 19th in receptions (139) and tied for 12th in receiving touchdowns in school history. His 1,660 career receiving yards are merely 103 away from Isaac Jones' spot in the top 20.

### Career Receptions

17. DeAngelo Yancey (2013-16) - 141

18. Bart Burrell (1977-80) - 140

**19. David Bell (2019-present) - 139**

### Career Receiving Yards

19. Rodney Carter (1982-85) - 1,814

20. Isaac Jones (1995-98) - 1,763

**David Bell (2019-present) - 1,660**

### Career Receiving Touchdowns

T10. Dustin Keller (2004-07) - 16

T10. Antavian Edison (2009-12) - 16

T12. Steve Bryant (1980-81) - 15

T12. Chris Daniels (1996-99) - 15

T12. Tim Stratton (1998-01) - 15

**T12. David Bell (2019-present) - 15**

### By George

The 2020 season did not go as planned for junior George Karlaftis. An injury and COVID-19 derailed his sophomore campaign despite getting off to a good start (two sacks in the first two games). Fully healthy in 2021, the Greek native is primed for a strong return in 2021. He was named to watch lists for the Lott Trophy, Bednarik Award and Nagurski Trophy. In 15 career collegiate games, Karlaftis has 19 tackles for loss and 9.5 sacks.

### Ringin' The Bell

Junior David Bell enters the 2021 season first among all Football Bowl Subdivision players in receptions per game (7.7). He has caught at least one pass in all of his 18 collegiate games and led the Big Ten in receiving yards per game (104.2), receptions per game (8.8) and receiving touchdowns (8) in 2020.

### Many Happy Returns

Jalen Graham's scoop-and-score on a fumble return at Illinois last year marked the seventh straight season Purdue has recorded a defensive TD. Graham's return was Purdue's first score on a fumble return since Danny Ezechukwu rumbled 90 yards against Virginia Tech Sept. 19, 2015.

### Defensive Touchdowns in the Last Seven Years

2014	Frankie Williams vs. 39 yards vs. Iowa (Interception)
2015	Danny Ezechukwu 90 yards vs. Virginia Tech (Fumble)
2016	Gelen Robinson 78 yards vs. Eastern Kentucky (Interception)
2017	Ja'Whaun Bentley 76 yards vs. Minnesota (Interception)
2018	Markus Bailey 41 yards vs. Ohio State (Interception)
2019	Cory Trice 37 yards vs. Maryland (Interception)
2020	Jalen Graham 0 yards at Illinois (Fumble)

### Going The Distance

Dating back to 2019, eight of Purdue's last 10 games have been decided by seven points or less (including five of six games in 2020). The Boilermakers are 4-4 in those eight contests.

### Recent One-Score Games

Nov. 2, 2019 vs. Nebraska - W, 31-27 *
Nov. 9, 2019 at Northwestern - W, 24-22 *
Nov. 30, 2019 vs. Indiana - L, 41-44 (2 OT)
Oct. 24, 2020 vs. Iowa - W, 24-20 *
Oct. 31, 2020 at Illinois - W, 31-24
Nov. 14, 2020 vs. Northwestern - L, 20-27
Nov. 20, 2020 at Minnesota - L, 31-34
Nov. 28, 2020 vs. Rutgers - L, 30-37

\* Denotes come-from-behind win

### Tough Slate

Entering 2021, Purdue will square off against five schools ranked in the *Associated Press'* preseason top 25. The Boilers are slated to play No. 9 Notre Dame (Sept. 18), No. 18 Iowa (Oct. 16), No. 12 Wisconsin (Oct. 23), No. 4 Ohio State (Nov. 1) and No. 17 Indiana (Nov. 27).

### Remembering Leroy

Purdue icon, College Football Hall of Fame member and two-time consensus All-American Leroy Keyes passed away on April 15. In his honor, the 2021 Boilermakers will don a memorial sticker on their helmets for the entire season. A megastar for the Boilermakers from 1966 to 1968, he remains the only two-time consensus All-American in school history. He finished third and second in balloting for the Heisman Trophy as a halfback his junior and senior seasons. Keyes, born Feb. 18, 1947, is survived by his wife, Monica, and children, Raymond, Jacqueline, Courtland and Colin.

## Weekly Media Availability

Sunday	Monday	Tuesday	Wednesday	Thursday	Friday	Saturday
No availability.	Jeff Brohm press conference at 11 a.m. Mackey Media Room.	Three offensive players and one selected offensive assistant coach available after practice.	Three defensive players and one selected defensive assistant coach available after practice.	Jeff Brohm available after practice.	No availability.	Jeff Brohm and four players available after the game.

### Boilers in the NFL

Heading into the week before final cuts are made, 15 Boilermakers are on NFL rosters.

Ricardo Allen	CB	Cincinnati Bengals
Markus Bailey	LB	Cincinnati Bengals
Derrick Barnes	LB	Detroit Lions
Ja'Whaun Bentley	LB	New England Patriots
David Blough	QB	Detroit Lions
Anthony Brown	CB	Dallas Cowboys
Tyler Coyle	SS	Dallas Cowboys
Brycen Hopkins	TE	Los Angeles Rams
Grant Hermanns	OT	New York Jets
Dennis Kelly	OT	Green Bay Packers
Ryan Kerrigan	OLB	Philadelphia Eagles
Rondale Moore	WR	Arizona Cardinals
Raheem Mostert	RB	San Francisco 49ers
Jordan Roos	OG	Tennessee Titans
David Steinmetz	OT	Washington Football Team

### They've Got Their Eyes on You

Heading into his junior season David Bell was named to the watch lists for Maxwell Award (most outstanding player) and Biletnikoff Award (outstanding receiver). He was the 2019 Big Ten Freshman of the Year and picked up first-team All-Big Honors after last season.

### Brohms Away

Despite having to utilize the talents of a number of different players over his first four seasons due to injury, head coach Jeff Brohm's offense has thrived regardless of who is available on any given Saturday. The Boilermakers have averaged 413.9 yards per game and 27.2 points per game in his tenure.

### Spreading It Around

Even with having the likes of Rondale Moore and David Bell on the roster, Jeff Brohm's offense is very player friendly. In the last four years 32 players have caught 10 or more passes in a season.

# 2021 NUMERICAL ROSTER

No.	Name	Cl.	Pos.	Ht.	Wt.	Hometown (High School/Previous College)
0	** Milton Wright	Jr.	WR	6-3	195	Louisville, Ky. (Christian Academy Louisville)
1	Michael Alaimo	R-Fr.	QB	6-4	225	Montvale, N.J. (St. Joseph Regional)
1	*** Dedrick Mackey	5th	CB	5-11	190	Miami, Fla. (Booker T. Washington)
2	Abdur-Rahmaan Yaseen	R-Fr.	WR	6-2	195	Southfield, Mich. (Walled Lake)
3	** David Bell	Jr.	WR	6-2	205	Indianapolis, Ind. (Warren Central)
4	* Marvin Grant	So.	S	6-2	210	Detroit, Mich. (Martin Luther King)
5	** George Karlaftis	Jr.	DE	6-4	275	West Lafayette, Ind. (West Lafayette)
6	** Jalen Graham	Jr.	LB/S	6-3	220	Detroit, Mich. (Cass Tech)
7	Jamari Brown	Jr.	CB	6-3	205	Sunrise, Fla. (Kentucky)
8	* TJ Sheffield	So.	WR	5-11	190	Thompson's Station, Tenn. (Independence)
9	Mereshawn Rice	So.	WR	6-2	205	Reynoldsburg, Ohio (Reynoldsburg)
10	** Cam Allen	Jr.	S	6-1	195	Bluefield, Va. (Graham)
11	Jack Albers	So.	QB	6-0	185	Louisville, Ky. (Dayton)
12	Austin Burton	Sr.	QB	6-3	210	Newton, Mass. (UCLA)
12	Jah'von Grigsby	Fr.	S	5-11	195	Baton Rouge, La. (Scotlandville Magnet)
13	** Jack Plummer	Jr.	QB	6-5	215	Gilbert, Ariz. (Gilbert)
14	Yanni Karlaftis	Fr.	LB	6-3	225	West Lafayette, Ind. (West Lafayette)
15	* DaMarcus Mitchell	Sr.	DE	6-3	265	Thibodaux, La. (Southwest Mississippi CC)
16	** Aidan O'Connell	5th	QB	6-3	210	Long Grove, Ill. (Stevenson)
17	Christian Gelov	R-Fr.	QB	6-0	175	Noblesville, Ind. (TCU)
17	Chris Jefferson	Sr.	S	5-11	190	Euclid, Ohio (Findlay)
18	Deion Burks	Fr.	WR	5-11	180	Belleville, Mich. (Belleville)
20	O.C. Brothers	So.	LB	6-2	220	Southwest Brevard Country, Fla. (Auburn)
21	Andrew Hobson	R-Fr.	QB	6-2	220	Indianapolis, Ind. (Hamilton Southeastern)
21	* Sanoussi Kane	So.	S	6-0	205	Harlem, N.Y. (Blair Academy)
22	** King Doerue	Jr.	RB	5-10	205	Amarillo, Texas (Tascosa)
23	** Cory Trice	Jr.	CB	6-3	215	Hopkinsville, Ky. (Christian County)
24	Nyles Beverly	So.	CB	6-0	200	Macedonia, Ohio (Nordonina)
24	Mitchell Fineran	Gr.	K	5-11	185	Fort Valley, Ga. (Samford)
25	Marcellus Moore	R-Fr.	WR	5-8	170	Plainfield, Ill. (Plainfield North)
26	Brandon Calloway	Fr.	CB	6-1	195	Griffin, Ga. (Griffin)
26	Andrew Sowinski	R-Fr.	WR	6-0	195	Indianapolis, Ind. (Chatard)
27	Anthony Romphf	R-Fr.	CB	6-0	190	Southfield, Mich. (Southfield Arts & Tech)
28	** Zac Collins	Sr.	P	6-0	190	Louisville, Ky. (Saint Xavier)
28	Ja'Quez Cross	Fr.	RB	5-10	180	Fordyce, Ark. (Fordyce)
29	Rickey Smith	Fr.	CB	6-0	180	Orlando, Fla. (Jones)
29	Broc Thompson	Jr.	WR	6-3	190	Indianapolis, Ind. (Marshall)
30	Jack Ansell	Fr.	P	6-2	205	Warrnambool, Australia (Brauer College)
30	Ryan Brandt	R-Fr.	S	6-1	210	Angola, Ind. (Angola)
31	** Nick Zecchino	Sr.	LS	6-0	210	Cedar Grove, N.J. (UConn)
32	* Elijah Ball	Jr.	S	6-1	205	Indianapolis, Ind. (Ben Davis)
32	Zac Tuinei	R-Fr.	RB	6-0	245	Noblesville, Ind. (Arkansas State)
33	**** Jackson Anthrop	5th	WR	5-11	190	West Lafayette, Ind. (Central Catholic)
34	Damarjhe Lewis	R-Fr.	DT	6-3	300	Griffin, Ga. (Indiana)
34	Ben Van Noord	Fr.	WR	6-2	210	Springfield, Ohio (Northwestern)
35	Hayden Parise	Fr.	WR	6-4	190	Kansas City, Mo. (Rockherst)
35	* Antonio Stevens	So.	S	6-2	200	Nashville, Tenn. (Battle Ground Academy)
36	*** Jaylan Alexander	Sr.	LB	6-1	240	Hoffman Estates, Ill. (Hoffman Estates)
37	Caleb Lahey	R-Fr.	RB	5-10	205	Bismarck, Ill. (Bismarck-Henning/Rossville-Alvin)
37	Jacob Wahlberg	So.	LB	6-4	235	Muskegon, Mich. (Mona Shores)
38	Dylan Downing	R-Fr.	RB	6-0	225	Carmel, Ind. (UNLV)
39	Will Chapman	So.	RB	5-11	235	Indianapolis, Ind. (Cathedral)
39	Ben Freehill	So.	K	6-1	190	Gibson City, Ill (Oklahoma State)
40	Hayden Ellinger	R-Fr.	CB	6-0	215	Fort Wayne, Ind. (Bishop Dewenger)
40	*** Zander Horvath	5th	RB	6-3	230	Mishawaka, Ind. (Marian)
41	Caleb Krockover	R-Fr.	K	5-9	195	West Lafayette, Ind. (West Lafayette)
41	* Khali Saunders	So.	LB	6-3	235	Elmhurst, Ill. (Immaculate Conception)
42	Clyde Washington	R-Fr.	LB	6-3	230	Medford, N.J. (Lanape)
43	** Kieren Douglas	5th	LB	6-2	240	Pickerington, Ohio (Pickerington Central)
44	Kydran Jenkins	R-Fr.	DE	6-1	270	Louisville, Ga. (Jefferson County)
45	Byron Hubbard II	Jr.	DE	6-1	230	Westfield, Ind. (Westfield)
45	Devin Mockobee	Fr.	RB	6-0	195	Boonville, Ind. (Boonville)
46	Ben Furtney	R-Fr.	LB	6-0	225	South Elgin, Ill (St. Charles North)
47	Brendan Cropsey	R-Fr.	P	6-1	190	Saline, Mich. (Saline)
47	* Jeff Marks	Jr.	DT	6-3	280	Mobile, Ala. (Davidson)
48	Kyle Bilodeau	So.	TE	6-5	250	Mechanicsville, Va. (Woodberry Forest)
48	Tristan Cox	Fr.	DE	6-3	255	Somerset, Ky. (Pulaski County)
49	* Zane Greene	Jr.	S	6-0	200	Indianapolis, Ind. (Pike)
50	Sulaiman Kpaka	So.	DE	6-2	280	Grand Prairie, Texas (Grand Prairie)
51	Nick Taylor	R-Fr.	LS	6-4	225	Indianapolis, Ind. (Lawrence North)
53	* Gus Hartwig	So.	OL	6-5	310	Zionsville, Ind. (Zionsville)
54	Josh Kaltenberger	R-Fr.	OL	6-5	305	Cranberry Township, Pa. (Seneca Valley)

No.	Name	Cl.	Pos.	Ht.	Wt.	Hometown (High School/Previous College)
54	Ben Kreul	R-Fr.	LB	6-3	230	Waukesha, Wis. (Catholic Memorial)
56	Khordae Sydnor	Fr.	DE	6-4	265	New Rochelle, N.Y. (Iona Preparatory School)
57	* Chris Van Eekeren	So.	K	5-11	195	Chesterton, Ind. (Chesterton)
58	* Branson Deen	Jr.	DT	6-2	275	Indianapolis, Ind. (Lawrence Central)
59	Dave Monnot III	So.	OL	6-6	300	Joliet, Ill. (Joliet Catholic)
61	Aaron Roberts	Fr.	OL	6-4	295	Indianapolis, Ind. (Cardinal Ritter)
62	Ben Kuhns	So.	OL	6-4	295	Pendleton, Ind. (Pendleton Heights)
63	Marcus Mbow	Fr.	OL	6-5	305	Milwaukee, Wis. (Wauwatosa East)
64	Mahamane Moussa	Fr.	OL	6-4	285	Indianapolis, Ind. (Pike)
65	Jaelin Alstott-VanDeVanter	Fr.	OL	6-6	290	Mooreville, Ind. (Mooreville)
67	Gus German	R-Fr.	OL	6-7	315	West Lafayette, Ind. (Central Catholic)
68	Cam Craig	So.	OL	6-5	310	Dublin, Ohio (Jerome)
69	* Greg Long	Gr.	OL	6-4	300	El Paso, Texas (UTEP)
70	Zach Richards	Fr.	OL	6-3	305	Mooreville, Ind. (Mooreville)
71	Nalin Fox	R-Fr.	OL	6-5	305	Pontiac, Mich. (Notre Dame Prep)
72	** Sam Garvin	5th	OL	6-3	300	Fishers, Ind. (Hamilton Southeastern)
74	** Eric Miller	Jr.	OL	6-7	305	Mason, Ohio (William Mason)
75	Spencer Holstege	So.	OL	6-5	310	Grand Rapids, Mich. (South Christian)
77	** DJ Washington	5th	OL/DL	6-4	310	Louisville, Ky. (Ballard)
78	Tyler Witt	Gr.	OL	6-2	305	Joliet, Ill. (Western Kentucky)
79	Jared Bycznski	R-Fr.	OL	6-5	310	Berea, Ohio (Berea-Midpark)
80	Camdyn Childers	So.	WR	6-0	200	Fort Wayne, Ind. (Carroll)
81	Collin Sullivan	R-Fr.	WR	6-2	200	Round Rock Texas (Round Rock)
82	Drew Biber	Fr.	TE	6-5	225	Cedarburg, Wis. (Cedarburg)
83	** Jack Cravaack	Jr.	TE	6-5	245	Cincinnati, Ohio (Madeira)
84	Edward Dellinger	R-Fr.	K	6-3	185	Charlotte, N.C. (Charlotte County Day)
84	Preston Terrell	Fr.	WR	6-3	195	Brownsburg, Ind. (Brownsburg)
85	Alex Maxwell	So.	WR	6-0	195	St. Leon, Ind. (East Central)
86	* Kory Taylor	Jr.	WR	6-5	210	Hilliard, Ohio (Bradley)
87	** Payne Durham	Jr.	TE	6-5	255	Suwanee, Ga. (Peachtree Ridge)
88	* Garrett Miller	So.	TE	6-5	245	Round Rock, Texas (Round Rock)
89	* Paul Piferi	So.	TE	6-5	240	Villa Park, Calif. (Villa Park)
90	** Lawrence Johnson	Jr.	DT	6-3	310	Fort Wayne, Ind. (Snider)
91	Dontay Hunter II	So.	DE	6-4	270	Westerville, Ohio (Westerville Central)
91	Ben Buechel	R-Fr.	TE	6-4	240	New Berlin, Wis. (Eisenhower)
92	Bryce Austin	R-Fr.	DT	6-2	305	Detroit, Mich. (Southfield Arts & Tech)
93	Prince James Boyd Jr.	R-Fr.	DT	6-1	290	New Haven, Conn. (Independence CC)
94	** Robert McWilliams III	5th	LB	6-4	235	South Miami, Fla. (Coral Gables)
95	Joe Anderson	So.	DE	6-4	280	Murfreesboro, Tenn. (South Carolina)
96	Hunter MacDonald	So.	LS	6-2	245	Crown Point, Ind. (Crown Point)
97	*** Semisi Fakasiieiki	5th	LB	6-2	230	Compton, Calif. (Dominguez)
98	Greg Hudgins III	R-Fr.	DT	6-4	285	Washington, D.C. (St. John's College Prep)
99	** Jack Sullivan	Jr.	DE	6-5	275	Plainfield, Ill. (Plainfield East)

\* denotes letters earned.

#### Head Coach: Jeff Brohm

**Assistant Coaches:** Marty Biagi (Special Teams Coordinator/Defensive Assistant), Brian Brohm (Co-Offensive Coordinator/Quarterbacks), Ron English (Co-Defensive Coordinator/Secondary), Mark Hagen (Co-Defensive Coordinator/Defensive Line), Brad Lambert (Co-Defensive Coordinator/Linebackers), JaMarcus Shephard (Co-Offensive Coordinator/Wide Receivers), James Adams (Cornerbacks), Chris Barclay (Running Backs), Neil Callaway (Assistant Offensive Line), Dale Williams (Offensive Line/Tight Ends)

Ryan Wallace (Offense/Special Teams Assistant)

**Quality Control:** David Elson (Defensive and Special Teams), JMichael Jonard (Offensive)

**Recruiting Staff:** Nate Dennison (Director of Football Recruiting), Tyson Street (Associate Director of Football Recruiting/Assistant DFO), Justin Sinz (Assistant Director of Football Recruiting/QC), T.J. McCollum (Football Recruiting Associate/QC), Jontavious Morris (Football Recruiting Associate/QC)

**Graduate Assistants:** D.J. Knox, Me'Leick Miles, Adam Mueller, Mason Petrino

**Strength & Conditioning Staff:** Domenic Reno (Director of Football Strength & Conditioning), Ryan Phillis (Senior Associate Director of Football Strength & Conditioning), Tony Webb (Associate Director of Football Strength & Conditioning), Stephen Houston (Assistant Director of Football Strength & Conditioning), Dustin Tripp (Assistant Director of Football Strength & Conditioning)

**Executive Director of Administration and Operations/Chief of Staff:** Greg Brohm

**Director of Player Development:** Mel Mills



# LAST TIME PURDUE

## RUSHING

Had 300 or more yards ..... vs. Eastern Michigan, Sept. 8, 2018 (341)  
Had 400 or more yards ..... at Northwestern, Oct. 26, 2002 (407)  
Had 50 or more attempts..... at Missouri, Sept. 16, 2017 (50)  
Had four or more touchdowns..... at Nebraska, Sept. 29, 2018 (4)  
Had two players with 100 yards ..... vs. Eastern Michigan, Sept. 8, 2018 D.J. Knox (152) and Markell Jones (109)  
Had a player with three straight 100-yard games ..... Zander Horvath (2019 - vs. Indiana, 2020 - vs. Iowa, at Illinois)

## PASSING

Had 400 or more yards ..... vs. Indiana, Nov. 30, 2019 (408)  
Had 500 or more yards ..... vs. Vanderbilt, Sept. 7, 2019 (509)  
Had 45 or more attempts..... vs. Nebraska, Dec. 5, 2020 (47)  
Had 30 or more completions..... vs. Nebraska, Dec. 5, 2020 (33)  
Threw four or more touchdowns..... vs. Maryland, Oct. 12, 2019 (3)  
Threw three interceptions ..... at Michigan State, Oct. 27, 2018 (3)  
Threw four or more interceptions..... vs. Northwestern, Nov. 12, 2016 (4)

## RECEIVING

Had two players with 100 yards ..... at Minnesota, Nov. 20, 2020 (Rondale Moore 129 and David Bell 104)  
Had three players with 100 yards ..... vs. Missouri, Sept. 15, 2018 (Rondale Moore 137, Brycen Hopkins 136 and Isaac Zico 100)

## COMBINATION OFFENSE

Had a 200-yard passer and a 100-yard rusher ..... vs. Rutgers, Nov. 28, 2020 (Jack Plummer 237 yards passing and Zander Horvath 101 yards rushing)  
Had a 100-yard rusher and a 100-yard receiver ..... at Illinois, Oct. 31, 2020 (Zander Horvath 102 yards rushing; and David Bell 122 and Milton Wright 100 yards receiving)

## TOTAL OFFENSE

Had 500 or more yards of total offense ..... vs. Indiana, Nov. 30, 2019 (589)  
Had 600 or more yards of total offense ..... at Illinois, Oct. 13, 2018 (611)  
Ran 75 or more total plays of offense ..... vs. Iowa, Oct. 24, 2020 (77)  
Ran 85 or more total plays of offense ..... vs. Arizona, Dec. 27, 2017 (93)

## SCORING

Scored 40 or more points..... vs. Indiana, Nov. 30, 2019 (41)  
Scored 50 or more points..... vs. Nebraska, Oct. 31, 2015 (55)  
Scored 60 or more points..... at Indiana, Nov. 22, 2008 (62)  
Allowed 30 or more points ..... vs. Nebraska, Dec. 5, 2020 (37)  
Allowed 40 or more points ..... vs. Indiana, Nov. 30, 2019 (44)  
Allowed 50 or more points ..... vs. Auburn, Dec. 28, 2018 (63)  
Was held scoreless ..... vs. Ohio State, Nov. 2, 2013 (56-0)  
Held opponent scoreless ..... vs. Southeast Missouri, Sept. 17, 2011 (59-0)

## GIVEAWAYS/TAKEAWAYS

Did not commit a turnover..... vs. Nebraska, Dec. 5, 2020  
Committed five or more turnovers ..... at Nevada, Aug. 30, 2019 (5)  
Recorded four or more takeaways..... at Wisconsin, Nov. 23, 2019 (4)  
Recorded five or more takeaways..... vs. Nebraska, Oct. 31, 2015 (5)  
Intercepted four or more passes ..... vs. Boston College, Sept. 22, 2018 (4)  
Returned an interception for a touchdown..... vs. Maryland, Oct. 12, 2019 (Cory Trice, 37 yards)  
Returned a fumble for a touchdown ..... at Illinois, Oct. 31, 2020 (Jalen Graham, 0 yards)

## DEFENSE

Held opponent to 50 or fewer rushing yards..... vs. Nebraska, Oct. 28, 2017 (40)  
Held opponent to 100 or fewer passing yards ..... vs. Illinois, Oct. 26, 2019 (26)  
Held opponent to 200 or fewer yards of total offense ..... vs. Eastern Kentucky, Sept. 1, 2012 (190)  
Scored a safety ..... vs. Rutgers, Nov. 28, 2020 (Branson Deen)  
Recorded five or more sacks..... vs. Eastern Michigan, Sept. 8, 2018 (6)

## SPECIAL TEAMS

Returned a kickoff for a touchdown..... at Penn State, Nov. 16, 2013 (Raheem Mostert, 100 yards)  
Returned a punt for a touchdown..... vs. Northern Illinois, Sept. 19, 2009 (Aaron Valentin, 62 yards)  
Returned a blocked punt for a touchdown..... vs. Northern Colorado, Sept. 6, 2008 (Mike Conway, 11 yards)  
Blocked a punt..... vs. Nebraska, Dec. 5, 2020 (Jackson Anthrop)  
Blocked a field goal..... at Michigan State, Oct. 27, 2018 (Lorenzo Neal)  
Blocked a PAT kick ..... at Iowa, Nov. 21, 2015 (Jake Replogle)  
Had a field goal blocked ..... at Minnesota, Nov. 20, 2020 (J.D. Dellinger)  
Missed a kicking PAT ..... at Illinois, Oct. 13, 2018 (Spencer Evans)  
Scored a 2-point conversion ..... vs. Indiana, Nov. 30, 2019 (Aidan O'Connell pass to Brycen Hopkins)  
Did not punt ..... vs. Nevada, Sept. 24, 2016  
Had a punt blocked ..... vs. Nebraska, Dec. 5, 2020  
Recovered an onside kick (as kicking team) ..... vs. Minnesota, Sept. 28, 2019

## MISCELLANEOUS

Had 30 or more first downs ..... vs. Indiana, Nov. 28, 2015 (30)  
Had 35 or more minutes of possession time..... vs. Maryland, Oct. 12, 2019 (37:06)  
Was involved in an overtime game..... vs. Indiana, Nov. 30, 2019 (L, 41-44 2OT) [5-10 all-time in overtime games]

# LAST TIME A BOILERMAKER

## RUSHING

Rushed for 100 yards or more	Zander Horvath vs. Rutgers, Nov. 28, 2020 (101)
Rushed for 150 yards or more	Zander Horvath vs. Indiana, Nov. 30, 2019 (164)
Rushed for 200 yards or more	Markell Jones vs. Indiana, Nov. 25, 2017 (217)
Rushed for 250 yards or more	Mike Alstott at Indiana, Nov. 24, 1995 (265)
Quarterback rushed for 100 or more yards	Rob Henry at Northwestern, Oct. 9, 2010 (132)
Rushed 20 or more times	Zander Horvath at Illinois, Oct. 31, 2020 (22)
Rushed 30 or more times	Markell Jones vs. Indiana, Nov. 25, 2017 (31)
Rushed for three touchdowns	D.J. Knox vs. Ohio State, Oct. 20, 2018 (3)
Rushed for four or more touchdowns	Kory Sheets vs. Miami (Ohio), Sept. 9, 2006 (4)
Had a run of 50 yards or more	Ronadale Moore vs. Eastern Michigan, Sept. 8, 2018 (53)
Had a run of 60 yards or more	Ronadale Moore vs. Northwestern, Aug. 30, 2018 (76)
Had a run of 70 yards or more	Ronadale Moore vs. Northwestern, Aug. 30, 2018 (76)
Had a run of 80 yards or more	Akeem Hunt at Indiana, Nov. 29, 2014 (82)

## PASSING

Passed for 300 or more yards	Jack Plummer vs. Nebraska, Dec. 5, 2020 (334)
Passed for 400 or more yards	Aidan O'Connell vs. Indiana, Nov. 30, 2019 (408)
Passed for 500 or more yards	Elijah Sindelar vs. Vanderbilt, Sept. 7, 2019 (509)
Attempted 40 or more passes	Jack Plummer vs. Nebraska, Dec. 5, 2020 (47)
Attempted 50 or more passes	Aidan O'Connell vs. Northwestern, Nov. 14, 2020 (51)
Completed 20 or more passes	Jack Plummer vs. Nebraska, Dec. 5, 2020 (30)
Completed 30 or more passes	Jack Plummer vs. Nebraska, Dec. 5, 2020 (33)
Threw four touchdowns	Elijah Sindelar vs. Vanderbilt, Sept. 7, 2019 (5)
Threw five or more touchdowns	Elijah Sindelar vs. Vanderbilt, Sept. 7, 2019 (5)
Completed a pass of 50 yards or more	Jack Plummer vs. Nebraska, Dec. 5, 2020 (89)
Completed a pass of 60 yards or more	Jack Plummer vs. Nebraska, Dec. 5, 2020 (89)
Completed a pass of 70 yards or more	Jack Plummer vs. Nebraska, Dec. 5, 2020 (89)
Completed a pass of 80 yards or more	Jack Plummer vs. Nebraska, Dec. 5, 2020 (89)
Threw three or more interceptions	David Blough at Michigan State, Oct. 27, 2018 (3)

## RECEIVING

Caught seven or more passes	Rondale Moore (13) and David Bell (10) vs. Nebraska, Dec. 5, 2020
Caught 10 or more passes	Rondale Moore (13) and David Bell (10) vs. Nebraska, Dec. 5, 2020
Caught 15 or more passes	Rondale Moore at Minnesota, Nov. 20, 2020 (15)
Had 100 or more yards receiving	David Bell vs. Nebraska, Dec. 5, 2020 (132)
Had 150 or more yards receiving	David Bell at Iowa, Oct. 19, 2019 (197)
Had 200 or more yards receiving	Rondale Moore vs. Vanderbilt, Sept. 7, 2019 (220)
Caught two touchdowns	David Bell at Minnesota, Nov. 20, 2020 (2)
Caught three or more touchdowns	David Bell vs. Iowa, Oct. 24, 2020 (3)
Caught a pass of 50 yards or more	David Bell vs. Nebraska, Dec. 5, 2020 (89)
Caught a pass of 60 yards or more	David Bell vs. Nebraska, Dec. 5, 2020 (89)
Caught a pass of 70 yards or more	David Bell vs. Nebraska, Dec. 5, 2020 (89)
Caught a pass of 80 yards or more	David Bell vs. Nebraska, Dec. 5, 2020 (89)

## TOTAL OFFENSE

Had 400 or more yards total offense	Aidan O'Connell vs. Indiana, Nov. 30, 2019 (402)
Had 500 or more yards total offense	Elijah Sindelar vs. Vanderbilt, Sept. 7, 2019 (519)
Had 100 yards both passing and rushing	Brandon Kirsch at Michigan State, Nov. 16, 2002 (208 passing, 125 rushing)

## ALL-PURPOSE

Had 150 or more all-purpose yards	Zander Horvath vs. Rutgers, Nov. 28, 2020 (162)
Had 200 or more all-purpose yards	Zander Horvath vs. Indiana, Nov. 30, 2019 (239)
Had 250 or more all-purpose yards	Rondale Moore vs. Vanderbilt, Sept. 7, 2019 (279)

## SCORING

Accounted for five or more touchdowns	Elijah Sindelar vs. Vanderbilt, Sept. 7, 2019 (5 passing, 1 rushing)
Accounted for six or more touchdowns	Elijah Sindelar vs. Vanderbilt, Sept. 7, 2019 (5 passing, 1 rushing)

## DEFENSE

Intercepted two or more passes	Cory Trice vs. Maryland, Oct. 12, 2019 (2)
Intercepted three or more passes	Anthony Brown vs. Nebraska, Oct. 31, 2015 (3)
Intercepted four or more passes	Paul Beery at Wisconsin, Oct. 9, 1976 (4)
Recovered two or more fumbles	Ryan Russell vs. Minnesota, Oct. 8, 2011 (2)
Recorded 10 or more tackles	Tyler Coyle vs. Nebraska, Dec. 5, 2020 (11)
Recorded 15 or more tackles	Ben Holt vs. TCU, Sept. 14, 2019 (17)
Had two or more sacks	Derrick Barnes vs. Indiana, Nov. 30, 2019 (2.5)

## SPECIAL TEAMS

Scored 10 or more points kicking	Spencer Evans vs. Wisconsin, Nov. 17, 2018 (14)
Kicked four field goals	Carson Wiggs at Indiana, Nov. 26, 2011 (4)
Kicked five or more field goals	Rick Anderson vs. Michigan State, Oct. 25, 1980 (5)
Kicked a field goal of 50 or more yards	J.D. Dellinger vs. TCU, Sept. 14, 2019 (53)
Had a punt 60 or more yards	Zac Collins at Northwestern, Nov. 9, 2019 (61)
Had a punt 70 or more yards	Joe Schopper at Michigan State, Oct. 27, 2018 (74)
Punted 10 or more times	Joe Schopper vs. Michigan, Sept. 23, 2017 (11)
Totaled 100 or more punt return yards	Anthony Chambers vs. Penn State, Oct. 11, 2003 (149)
Totaled 100 or more kickoff return yards	TJ Sheffield vs. Nebraska, Dec. 5, 2020 (116)

# LAST TIME AN OPPONENT

## RUSHING

Had 300 or more yards ..... Wisconsin, Nov. 23, 2019 (403)  
Had 50 or more attempts ..... Rutgers, Nov. 28, 2020 (52)  
Had four or more touchdowns ..... Wisconsin, Nov. 23, 2019 (4)  
Had two players with 100 yards ..... TCU, Sept. 14, 2019 (Darius Anderson, 179 and Sewo Olonilua, 106)

## PASSING

Had 300 or more yards ..... Indiana, Nov. 30, 2019 (337)  
Had 400 or more yards ..... Vanderbilt, Sept. 7, 2019 (420)  
Had 50 or more attempts ..... at Indiana, Nov. 24, 2018 (51)  
Had 60 or more attempts ..... Ohio State, Oct. 20, 2018 (73)  
Had 30 or more completions ..... Vanderbilt, Sept. 7, 2019 (31)  
Threw three or more touchdowns ..... Rutgers, Nov. 28, 2020 (3)

## RECEIVING

Had two players with 100 yards ..... Indiana, Nov. 25, 2017 (Taysir Mack 132 and Simmie Cobbs 105)

## TOTAL OFFENSE

Had 500 or more yards total offense ..... Indiana, Nov. 30, 2019 (522)  
Had 600 or more yards total offense ..... Wisconsin, Nov. 23, 2019 (606)  
Ran 80 or more plays of offense ..... Rutgers, Nov. 28, 2020 (83)

## SCORING

Scored 40 or more points ..... Indiana, Nov. 30, 2019 (44)  
Scored 50 or more points ..... Auburn, Dec. 28, 2018 (63)

## TAKEAWAYS

Returned an interception for a touchdown ..... Illinois, Oct. 26, 2019 (Tony Adams 13 yards)  
Returned a fumble for a touchdown ..... Minnesota, Nov. 10, 2018 (Blake Cashman 40 yards)

## DEFENSE

Scored a safety ..... Northwestern, Nov. 9, 2019  
Held Purdue to 50 or fewer rushing yards ..... Nebraska, Dec. 5, 2020 (-2)  
Held Purdue to 200 or fewer passing yards ..... Illinois, Oct. 26, 2019 (136)  
Held Purdue to 300 or fewer yards total offense ..... Northwestern, Nov. 14, 2020 (265)

## SPECIAL TEAMS

Returned a kickoff for a touchdown ..... Northern Illinois, Sept. 28, 2013 (Tommy Lee Lewis, 99 yards)  
Returned a punt for a touchdown ..... Michigan, Nov. 1, 2008 (Martavious Odoms, 73 yards)  
Returned a blocked punt for a touchdown ..... Virginia Tech, Sept. 19, 2015 (Anthony Shegog, 15 yards)  
Punted 10 or more times ..... Nevada, Aug. 30, 2019 (10)  
Missed a kicking PAT ..... Rutgers, Nov. 28, 2020  
Scored a 2-point conversion ..... Illinois, Oct. 8, 2016

## MISCELLANEOUS

Had 30 or more first downs ..... Wisconsin, Nov. 23, 2019 (31)  
Had 35 or more minutes of possession time ..... Rutgers, Nov. 28, 2020 (35:08)

## COMBINED OFFENSE

Had a 100-yard rusher and a 100-yard receiver ..... Minnesota, Nov. 20, 2020 (Mohamed Ibrahim 102 rushing and Chris Autman-Bell 129 receiving)

## INDIVIDUALS

Had a 100-yard rusher ..... Mohamed Ibrahim, Minnesota, Nov. 20, 2020 (102)  
Had a 300-yard passer ..... Peyton Ramsey, Indiana, Nov. 30, 2019 (337)  
Had a 100-yard receiver ..... Chris Autman-Bell, Minnesota, Nov. 20, 2020 (129)  
Had 15 or more tackles ..... Trevor Morris, at Rutgers, Oct. 21, 2017 (15)



## 2021 GAME-BY-GAME STARTERS

### Offensive Starters

Opponent	WR/TE/RB	WR/TE	LT	LG	C	RG	RT	TE	QB	WR	RB/WR
Oregon State											
at UConn											
at Notre Dame											
Illinois											
Minnesota											
at Iowa											
Wisconsin											
at Nebraska											
Michigan State											
at Ohio State											
vs. Northwestern											
Indiana											

### Defensive Starters

Opponent	DE	DT	DT	DE	LB	LB	LB/NB	CB	SS	FS	CB
Oregon State											
at UConn											
at Notre Dame											
Illinois											
Minnesota											
at Iowa											
Wisconsin											
at Nebraska											
Michigan State											
at Ohio State											
vs. Northwestern											
Indiana											

## YEAR-BY-YEAR CAREER STARTS

OFFENSE							DEFENSE					
Player	17	18	19	20	21	Total	Player	18	19	20	21	Total
Jackson Anthrop	11	2	3	0		16	George Karlaftis	--	12	3		15
David Bell	--	--	9	6		15	Dedrick Mackey	--	9	6		15
Sam Garvin	--	--	7	6		13	Jalen Graham	--	8	5		13
Milton Wright	--	--	5	6		11	Jaylan Alexander	1	6	5		12
Payne Durham	--	--	4	6		10	Lawrence Johnson	--	9	2		11
Jack Plummer	--	--	6	3		9	Cory Trice	--	5	6		11
Zander Horvath	--	--	4	5		9	Semisi Fakasiieiki	--	4	1		5
King Doerue	--	--	8	0		8	Cam Allen	--	--	5		5
Aidan O’Connell	--	--	3	3		6	DaMarcus Mitchell	--	--	5		5
Greg Long	--	--	--	6		6	Branson Deen	--	--	4		4
Spencer Holstege	--	--	--	5		5	Jack Sullivan	--	--	2		2
Gus Hartwig	--	--	--	3		3	Robert McWilliams	--	--	1		1
Eric Miller	--	--	2	0		2	Kieren Douglas	--	--	1		1
Cam Craig	--	--	--	1		1						
Garrett Miller	--	--	--	1		1						
DJ Washington	--	--	--	1		1						

## 2021 PURDUE TOUCHDOWN BREAKDOWN

Yards	No. of TD	Length of Drive	Time of Possession	TD Drives
1-9	-	-	0:01-0:59	-
10-19	-	-	1:00-1:30	-
20-29	-	-	1:31-1:59	-
30-39	-	-	2:00-2:59	-
40-49	-	-	3:00-3:59	-
50-59	-	-	4:00-4:59	-
60-69	-	-	5:00-5:59	-
70-79	-	-	6:00-6:59	-
80-89	-	-	7:00+	-
90+	-	-	OT	-
Totals			Totals	
Longest TD:			Shortest TD Drive Time:	
Shortest TD:			Longest TD Drive Time:	
Avg. yards on TD Drives:			Avg. TD Drive Time:	

Plays on TD Drives	TDs	Non-Offensive Touchdowns
1 Play	-	
2 Plays	-	
3 Plays	-	
4 Plays	-	
5 Plays	-	
6 Plays	-	
7 Plays	-	
8 Plays	-	
9 Plays	-	
10 Plays	-	
11+ Plays	-	
Shortest Drive by Plays:		
Longest Drive by Plays:		
Avg. No. of Plays on TD Drives:		

## 2021 PURDUE RED ZONE NUMBERS

Opponent	No.	Pct.	TD	Rush/Pass	FG	Missed FG	Int.	Fumbles	Downs	Half
Oregon State										
at UConn										
at Notre Dame										
Illinois										
Minnesota										
at Iowa										
Wisconsin										
at Nebraska										
Michigan State										
at Ohio State										
vs. Northwestern										
Indiana										
Season Totals										

## 2021 OPPONENT RED ZONE NUMBERS

Opponent	No.	Pct.	TD	Rush/Pass	FG	Missed FG	Int.	Fumbles	Downs	Half
Oregon State										
at UConn										
at Notre Dame										
Illinois										
Minnesota										
at Iowa										
Wisconsin										
at Nebraska										
Michigan State										
at Ohio State										
vs. Northwestern										
Indiana										
Season Totals										

## 2021 PURDUE DRIVE CHARTS

Opponent	Drives	TD	FG	Missed FG	Punts	Fumbles	Int	Downs	Half	Avg. Start
Oregon State										
at UConn										
at Notre Dame										
Illinois										
Minnesota										
at Iowa										
Wisconsin										
at Nebraska										
Michigan State										
at Ohio State										
vs. Northwestern										
Indiana										
Season Totals										
Scoring on change of possession:										

## 2021 OPPONENT DRIVE CHARTS

Opponent	Drives	TD	FG	Missed FG	Punts	Fumbles	Int	Downs	Half	Avg. Start
Oregon State										
at UConn										
at Notre Dame										
Illinois										
Minnesota										
at Iowa										
Wisconsin										
at Nebraska										
Michigan State										
at Ohio State										
vs. Northwestern										
Indiana										
Season Totals										
Scoring on change of possession:										

## 2021 SCORING DRIVES

Game	Obtained	Scoring Play	Plays	Yards	TOP	Score	Quarter	Time
Oregon State								
at UConn								
at Notre Dame								
Illinois								
Minnesota								
at Iowa								
Wisconsin								
at Nebraska								
Michigan State								
at Ohio State								
vs. Northwestern								
Indiana								

# MOVING THE CHAINS

## Third Down Conversions

Purdue	3&1	3&2	3&3	3&4	3&5	3&6	3&7	3&8	3&9	3&10	3&11+	Totals
Conv-Att	0-0	0-0	0-0	0-0	0-0	0-0	0-0	0-0	0-0	0-0	0-0	0-0
Pct.	%	%	%	%	%	%	%	%	%	%	%	%

Purdue's Longest Third Down Conversion:

Opponents	3&1	3&2	3&3	3&4	3&5	3&6	3&7	3&8	3&9	3&10	3&11+	Totals
Conv-Att	0-0	0-0	0-0	0-0	0-0	0-0	0-0	0-0	0-0	0-0	0-0	0-0
Pct.	%	%	%	%	%	%	%	%	%	%	%	%Opponent's

Longest Third Down Conversion:

## Fourth Down Conversions

Purdue	4&1	4&2	4&3	4&4	4&5	4&6	4&7	4&8	4&9	4&10	4&11+	Totals
Conv-Att	0-0	0-0	0-0	0-0	0-0	0-0	0-0	0-0	0-0	0-0	0-0	0-0
Pct.	%	%	%	%	%	%	%	%	%	%	%	%

Purdue's Longest Fourth Down Conversion:

Opponents	4&1	4&2	4&3	4&4	4&5	4&6	4&7	4&8	4&9	4&10	4&11+	Totals
Conv-Att	0-0	0-0	0-0	0-0	0-0	0-0	0-0	0-0	0-0	0-0	0-0	0-0
Pct.	%	%	%	%	%	%	%	%	%	%	%	%

Opponent's Longest Fourth Down Conversion:

## 2021 FIRST DOWNS

### Rushing

Zander Horvath .....
King Doerue .....
Jack Plummer .....
Total .....

### Receiving

David Bell .....
Zander Horvath .....
Milton Wright .....
Payne Durham .....
Garrett Miller .....
Jackson Anthrop .....
King Doerue .....
Total .....

### Total First Downs

Zander Horvath .....
David Bell .....
Milton Wright .....
Payne Durham .....
King Doerue .....
Jack Plummer .....
Garrett Miller .....
Jackson Anthrop .....
Penalty .....
Total .....

## TURNOVER TABLE (+1)

### Takeaways

Opponent	Takeaways			Result		
	Fum.	Int.	Total	TD	FG	Pts.
Oregon State						
at UConn						
at Notre Dame						
Illinois						
Minnesota						
at Iowa						
Wisconsin						
at Nebraska						
Michigan State						
at Ohio State						
vs. Northwestern						
Indiana						
Totals						

### Giveaways

Opponent	Giveaways			Result		
	Fum.	Int.	Total	TD	FG	Pts.
Oregon State						
at UConn						
at Notre Dame						
Illinois						
Minnesota						
at Iowa						
Wisconsin						
at Nebraska						
Michigan State						
at Ohio State						
vs. Northwestern						
Indiana						
Totals						

## FIRST-AND-GOAL

	Purdue	Opponent
Possessions .....	0	0
Total Scores .....	0	0
Touchdowns .....	0	0
Rushing .....	0	0
Passing .....	0	0
Field Goals .....	0	0
Missed Field Goals .....	0	0
Interception .....	0	0
Fumbles .....	0	0
Downs .....	0	0
Clock .....	0	0
Scoring Pct. ....%	%	%
Touchdown Pct. ....%	%	%

## 2021 Long Plays (20+ Yards)

Rushing (0)

Passing (0)

Returns (0)

\* Denotes scoring play





**#0**  
**Milton Wright**  
Junior  
Wide Receiver

#### 2021 GAME-BY-GAME RECEIVING STATS

Opponent	Rec	Yds	Avg	TD	Long
Oregon State					
at UConn					
at Notre Dame					
Illinois					
Minnesota					
at Iowa					
Wisconsin					
at Nebraska					
Michigan State					
at Ohio State					
vs. Northwestern					
Indiana					
Totals					



**#3**  
**David Bell**  
Junior  
Wide Receiver

#### 2021 GAME-BY-GAME RECEIVING STATS

Opponent	Rec	Yds	Avg	TD	Long
Oregon State					
at UConn					
at Notre Dame					
Illinois					
Minnesota					
at Iowa					
Wisconsin					
at Nebraska					
Michigan State					
at Ohio State					
vs. Northwestern					
Indiana					
Totals					



**#8**  
**TJ Sheffield**  
Sophomore  
Wide Receiver

#### 2021 GAME-BY-GAME RECEIVING STATS

Opponent	Rec	Yds	Avg	TD	Long
Oregon State					
at UConn					
at Notre Dame					
Illinois					
Minnesota					
at Iowa					
Wisconsin					
at Nebraska					
Michigan State					
at Ohio State					
vs. Northwestern					
Indiana					
Totals					

Career Receiving Totals					
Year	Rec	Yds	Avg/C	TD	Long
2019	18	288	16.0	1	59
2020	24	305	12.7	2	45
Totals	42	593	14.1	3	59

Career Receiving Totals					
Year	Rec	Yds	Avg/C	TD	Long
2019	86	1,035	12.0	7	54
2020	53	625	11.8	8	89
Totals	139	1,660	11.9	15	89

Career Receiving Totals					
Year	Rec	Yds	Avg/C	TD	Long
2019	2	12	6.0	0	8
2020	2	11	5.5	0	10
Totals	4	23	5.8	0	10

Career Highs					
Receptions	7	vs. Iowa, 2020			
Receiving Yards	100	at Illinois, 2020			
Long Reception	59	vs. Maryland, 2019			
TD Receptions	1	Three Times, Last vs. NW, 2020			

Career Highs					
Receptions	14	at Northwestern, 2019			
Receiving Yards	197	at Iowa, 2019			
Long Reception	89	vs. Nebraska, 2020			
TD Receptions	3	vs. Iowa, 2020			

Career Highs					
Receptions	2	vs. Minnesota, 2019			
Receiving Yards	12	vs. Minnesota, 2019			
Long Reception	10	at Illinois, 2020			
TD Receptions					



**#9**  
**Mershawyn**  
**Rice**  
Sophomore  
Wide Receiver

#### 2021 GAME-BY-GAME RECEIVING STATS


Opponent	Rec	Yds	Avg	TD	Long
Oregon State					
at UConn					
at Notre Dame					
Illinois					
Minnesota					
at Iowa					
Wisconsin					
at Nebraska					
Michigan State					
at Ohio State					
vs. Northwestern					
Indiana					
Totals					



**#13**  
**Jack**  
**Plummer**  
Junior  
Quarterback

#### 2021 GAME-BY-GAME PASSING STATS

Opponent	Cmp-Att-Int	Pct	Yds	TD	Long
Oregon State					
at UConn					
at Notre Dame					
Illinois					
Minnesota					
at Iowa					
Wisconsin					
at Nebraska					
Michigan State					
at Ohio State					
vs. Northwestern					
Indiana					
Totals					



**#16**  
**Aidan**  
**O'Connell**  
5th-Year  
Quarterback

#### 2021 GAME-BY-GAME PASSING STATS

Opponent	Cmp-Att-Int	Pct	Yds	TD	Long
Oregon State					
at UConn					
at Notre Dame					
Illinois					
Minnesota					
at Iowa					
Wisconsin					
at Nebraska					
Michigan State					
at Ohio State					
vs. Northwestern					
Indiana					
Totals					

Career Receiving Totals					
Year	Rec	Yds	Avg/C	TD	Long
2020	0	0	0.0	0	0

Career Passing Totals					
Year	Cmp-Att-Int	Pct.	Yds	TD	Long
2019	144-241-8	59.8	1,603	11	54
2020	88-124-2	71.0	938	8	89
Totals	232-365-10	63.6	2,541	19	89

Career Passing Totals					
Year	Cmp-Att-Int	Pct.	Yds	TD	Long
2019	103-164-4	62.8	1,101	8	72
2020	88-136-2	64.7	916	7	45
Totals	191-300-6	63.7	2,017	15	72

#### Career Highs

Receptions .....	
Receiving Yards .....	
Long Reception .....	
TD Receptions .....	

#### Career Highs

Completions.....	35	..... at Minnesota, 2020
Attempts.....	50	..... at Iowa, 2019
Passing Yards .....	420	..... vs. Maryland, 2019
Passing TDs.....	3	..... Three Times, Last vs. Neb., 2020
Long Pass.....	89	..... vs. Nebraska, 2020

#### Career Highs

Completions.....	34	.....at Northwestern, 2019
Attempts.....	51	.....vs. Northwestern, 2020
Passing Yards .....	408	..... vs. Indiana, 2019
Passing TDs.....	3	..... Twice, Last vs. Iowa, 2020
Long Pass.....	72	..... vs. Indiana, 2019



**#22**  
**King**  
**Doerue**  
Junior  
Running Back

#### 2021 GAME-BY-GAME RUSHING STATS


Opponent	Att.	Yds	Avg	TD	Long
Oregon State					
at UConn					
at Notre Dame					
Illinois					
Minnesota					
at Iowa					
Wisconsin					
at Nebraska					
Michigan State					
at Ohio State					
vs. Northwestern					
Indiana					
Totals					



**#33**  
**Jackson**  
**Anthrop**  
5th-Year  
Wide Receiver

#### 2021 GAME-BY-GAME RECEIVING STATS

Opponent	Rec	Yds	Avg	TD	Long
Oregon State					
at UConn					
at Notre Dame					
Illinois					
Minnesota					
at Iowa					
Wisconsin					
at Nebraska					
Michigan State					
at Ohio State					
vs. Northwestern					
Indiana					
Totals					



**#40**  
**Zander**  
**Horvath**  
5th-Year  
Running Back

#### 2021 GAME-BY-GAME RUSHING STATS

Opponent	Att.	Yds	Avg	TD	Long
Oregon State					
at UConn					
at Notre Dame					
Illinois					
Minnesota					
at Iowa					
Wisconsin					
at Nebraska					
Michigan State					
at Ohio State					
vs. Northwestern					
Indiana					
Totals					

#### 2021 GAME-BY-GAME RECEIVING STATS

Opponent	Rec	Yds	Avg	TD	Long
Oregon State					
at UConn					
at Notre Dame					
Illinois					
Minnesota					
at Iowa					
Wisconsin					
at Nebraska					
Michigan State					
at Ohio State					
vs. Northwestern					
Indiana					
Totals					

Career Rushing Totals					
Year	Att	Yds	Avg/R	TD	Long
2019	130	451	3.5	5	26
2020	17	64	3.8	0	16
Totals	147	515	3.5	5	26

Career Receiving Totals					
Year	Rec	Yds	Avg/C	TD	Long
2017	47	423	9.0	5	35
2018	8	54	6.8	0	11
2019	37	340	9.2	1	38
2020	3	33	11.0	0	22
Totals	95	850	8.9	6	38

Career Rushing Totals					
Year	Att	Yds	Avg/R	TD	Long
2018	9	42	4.7	1	14
2019	79	377	4.8	2	48
2020	89	442	5.0	2	35
Totals	177	861	4.9	5	48

Career Receiving Totals					
Year	Rec	Yds	Avg/C	TD	Long
2018	4	38	9.5	0	22
2019	17	142	8.4	1	25
2020	30	304	10.1	0	25
Totals	51	484	9.5	1	25

Career Highs	
Rushing Attempts.....	20 .....vs. Minnesota, 2019
Rushing Yards .....	94 .....vs. Minnesota, 2019
Rushing TDs .....	2 .....vs. Minnesota, 2019
Long Rush.....	26 .....vs. Maryland, 2019

Career Highs	
Receptions .....	8 .....vs. Maryland, 2019
Receiving Yards .....	82 .....vs. Louisville, 2017
Long Reception .....	38 .....at Nevada, 2019
TD Receptions.....	2 .....vs. Louisville, 2017

Career Highs	
Rushing Attempts.....	23 .....vs. Indiana, 2019
Rushing Yards .....	164 .....vs. Indiana, 2019
Rushing TDs .....	2 .....vs. Indiana, 2019
Long Rush.....	48 .....vs. Indiana, 2019
Receptions .....	9 .....vs. Northwestern, 2020
Receiving Yards .....	100 .....vs. Northwestern, 2020
Long Reception .....	25 .....Twice, Last vs. NW, 2020



**#87**  
**Payne Durham**  
 Junior  
 Tight End



**#88**  
**Garrett Miller**  
 Sophomore  
 Tight End

**2021 GAME-BY-GAME RECEIVING STATS**

Opponent	Rec	Yds	Avg	TD	Long
Oregon State					
at UConn					
at Notre Dame					
Illinois					
Minnesota					
at Iowa					
Wisconsin					
at Nebraska					
Michigan State					
at Ohio State					
vs. Northwestern					
Indiana					
Totals					

**2021 GAME-BY-GAME RECEIVING STATS**

Opponent	Rec	Yds	Avg	TD	Long
Oregon State					
at UConn					
at Notre Dame					
Illinois					
Minnesota					
at Iowa					
Wisconsin					
at Nebraska					
Michigan State					
at Ohio State					
vs. Northwestern					
Indiana					
Totals					

Career Receiving Totals					
Year	Rec	Yds	Avg/C	TD	Long
2019	9	82	9.1	4	26
2020	16	166	10.4	3	29
Totals	25	248	9.9	7	29

Career Receiving Totals					
Year	Rec	Yds	Avg/C	TD	Long
2020	2	48	24.0	1	40

Career Highs					
Receptions	4	Multiple times			
Receiving Yards	52	at Illinois, 2020			
Long Reception	29	at Minnesota, 2020			
TD Receptions	1	Seven Times			

Career Highs					
Receptions	1	Twice, Last vs. Rutgers, 2020			
Receiving Yards	40	vs. Northwestern, 2020			
Long Reception	40	vs. Northwestern, 2020			
TD Receptions	1	vs. Northwestern, 2020			



**#1**  
**Dedrick Mackey**  
5th-Year  
Cornerback

#### 2021 GAME-BY-GAME DEFENSIVE STATS

Opponent	U-A-T	TFL	Sacks	Misc.
Oregon State				
at UConn				
at Notre Dame				
Illinois				
Minnesota				
at Iowa				
Wisconsin				
at Nebraska				
Michigan State				
at Ohio State				
vs. Northwestern				
Indiana				
Totals				



**#4**  
**Marvin Grant**  
Sophomore  
Safety

#### 2021 GAME-BY-GAME DEFENSIVE STATS

Opponent	U-A-T	TFL	Sacks	Misc.
Oregon State				
at UConn				
at Notre Dame				
Illinois				
Minnesota				
at Iowa				
Wisconsin				
at Nebraska				
Michigan State				
at Ohio State				
vs. Northwestern				
Indiana				
Totals				



**#5**  
**George Karlaftis**  
Junior  
Defensive End

#### 2021 GAME-BY-GAME DEFENSIVE STATS

Opponent	U-A-T	TFL	Sacks	Misc.
Oregon State				
at UConn				
at Notre Dame				
Illinois				
Minnesota				
at Iowa				
Wisconsin				
at Nebraska				
Michigan State				
at Ohio State				
vs. Northwestern				
Indiana				
Totals				

Career Defensive Totals				
Year	U-A-T	TFL	Sacks	Misc.
2018	6-2-8	0.0	0.0	2 PBU
2019	33-7-40	3.0	1.0	3 INT, 7 PBU
2020	15-1-16	1.0	0.0	FF, 2 PBU
Totals	54-10-64	4.0	1.0	3 INT, 11 PBU, FF

Career Defensive Totals				
Year	U-A-T	TFL	Sacks	Misc.
2019	2-0-2	0.0	0.0	-
2020	13-1-14	3.0	0.0	2 FF
Totals	15-1-16	3.0	0.0	2 FF

Career Defensive Totals				
Year	U-A-T	TFL	Sacks	Misc.
2019	30-24-54	17.0	7.5	INT, 2 PBU, 2 FR, FF
2020	3-1-4	2.0	2.0	-
Totals	33-25-58	19.0	9.5	INT, 2 PBU, 2 FR, FF

Career Highs	
Total Tackles.....	9 ..... vs. Vanderbilt, 2019
Solo Tackles.....	7 ..... vs. Vanderbilt, 2019
Tackles for Loss.....	1.0 ..... Multiple Times
Sacks.....	1.0 ..... vs. Indiana, 2019
PBUs.....	2 ..... vs. TCU, 2019

Career Highs	
Total Tackles.....	4 ..... Twice, Last vs. NW, 2020
Solo Tackles.....	4 ..... vs. Northwestern, 2020
Tackles for Loss.....	1.0 ..... Three Times, Last at MN, 2020
Sacks.....	
PBUs.....	

Career Highs	
Total Tackles.....	8 ..... at Penn State, 2019
Solo Tackles.....	5 ..... at Penn State, 2019
Tackles for Loss.....	3.0 ..... at Penn State, 2019
Sacks.....	1.5 ..... vs. Minnesota, 2019
PBUs.....	1 ..... Twice





**#6**  
**Jalen**  
**Graham**  
Junior  
Safety

#### 2021 GAME-BY-GAME DEFENSIVE STATS

Opponent	U-A-T	TFL	Sacks	Misc.
Oregon State				
at UConn				
at Notre Dame				
Illinois				
Minnesota				
at Iowa				
Wisconsin				
at Nebraska				
Michigan State				
at Ohio State				
vs. Northwestern				
Indiana				
Totals				



**#15**  
**DaMarcus**  
**Mitchell**  
Senior  
Linebacker

#### 2021 GAME-BY-GAME DEFENSIVE STATS

Opponent	U-A-T	TFL	Sacks	Misc.
Oregon State				
at UConn				
at Notre Dame				
Illinois				
Minnesota				
at Iowa				
Wisconsin				
at Nebraska				
Michigan State				
at Ohio State				
vs. Northwestern				
Indiana				
Totals				



**#23**  
**Cory**  
**Trice**  
Junior  
Cornerback

#### 2021 GAME-BY-GAME DEFENSIVE STATS

Opponent	U-A-T	TFL	Sacks	Misc.
Oregon State				
at UConn				
at Notre Dame				
Illinois				
Minnesota				
at Iowa				
Wisconsin				
at Nebraska				
Michigan State				
at Ohio State				
vs. Northwestern				
Indiana				
Totals				

Career Defensive Totals				
Year	U-A-T	TFL	Sacks	Misc.
2019	24-13-37	2.5	0.0	PBU
2020	12-4-16	1.0	0.0	FF, 2 FR
Totals	36-17-53	3.5	0.0	PBU, FF, 2 FR

Career Defensive Totals				
Year	U-A-T	TFL	Sacks	Misc.
2020	22-12-34	6.0	1.0	2 PBU, FF

Career Defensive Totals				
Year	U-A-T	TFL	Sacks	Misc.
2018	1-0-1	0.0	0.0	-
2019	29-6-35	1.0	0.0	3 INT, TD, PBU
2020	27-4-31	1.0	0.0	2 PBU
Totals	57-10-67	2.0	0.0	3 INT, TD, 3 PBU

Career Highs	
Total Tackles	8 ..... vs. Nebraska, 2019
Solo Tackles	7 ..... vs. Nebraska, 2019
Tackles for Loss	2.0 ..... vs. Nebraska, 2019
Sacks	.....
PBUs	1 ..... vs. Indiana, 2019

Career Highs	
Total Tackles	11 ..... at Illinois, 2020
Solo Tackles	5 ..... Multiple times
Tackles for Loss	3.0 ..... vs. Northwestern, 2020
Sacks	1.0 ..... at Illinois, 2020
PBUs	1 ..... Twice

Career Highs	
Total Tackles	9 ..... at Minnesota, 2020
Solo Tackles	8 ..... at Minnesota, 2020
Tackles for Loss	1.0 ..... Twice, Last at MN, 2020
Sacks	.....
PBUs	1 ..... Multiple Times



**#58**  
**Branson Deen**  
Junior  
Defensive End

**2021 GAME-BY-GAME DEFENSIVE STATS**

Opponent	U-A-T	TFL	Sacks	Misc.
Oregon State				
at UConn				
at Notre Dame				
Illinois				
Minnesota				
at Iowa				
Wisconsin				
at Nebraska				
Michigan State				
at Ohio State				
vs. Northwestern				
Indiana				
Totals				



**#90**  
**Lawrence Johnson**  
Junior  
Defensive Tackle

**2021 GAME-BY-GAME DEFENSIVE STATS**

Opponent	U-A-T	TFL	Sacks	Misc.
Oregon State				
at UConn				
at Notre Dame				
Illinois				
Minnesota				
at Iowa				
Wisconsin				
at Nebraska				
Michigan State				
at Ohio State				
vs. Northwestern				
Indiana				
Totals				



**#97**  
**Semisi Fakasiieiki**  
5th-Year  
Linebacker

**2021 GAME-BY-GAME DEFENSIVE STATS**

Opponent	U-A-T	TFL	Sacks	Misc.
Oregon State				
at UConn				
at Notre Dame				
Illinois				
Minnesota				
at Iowa				
Wisconsin				
at Nebraska				
Michigan State				
at Ohio State				
vs. Northwestern				
Indiana				
Totals				

Career Defensive Totals				
Year	U-A-T	TFL	Sacks	Misc.
2019	7-1-8	0.0	0.0	PBU
2020	9-3-12	2.0	1.0	SAF
Totals	16-4-20	2.0	1.0	PBU, SAF


Career Defensive Totals				
Year	U-A-T	TFL	Sacks	Misc.
2019	9-12-21	0.5	0.0	-
2020	1-3-4	0.0	0.0	-
Totals	10-15-25	0.5	0.0	-

Career Defensive Totals				
Year	U-A-T	TFL	Sacks	Misc.
2018	4-4-8	1.0	0.0	-
2019	23-15-38	2.5	1.0	-
2020	4-2-6	1.0	0.0	-
Totals	33-21-54	4.5	1.0	-

Career Highs	
Total Tackles	4 ..... Twice, Last vs. Rutgers, 2020
Solo Tackles	4 ..... vs. Rutgers, 2020
Tackles for Loss	2.0 ..... vs. Rutgers, 2020
Sacks	1.0 ..... vs. Rutgers, 2020
PBUs	1 ..... at Northwestern, 2019

Career Highs	
Total Tackles	4 ..... Multiple Times
Solo Tackles	3 ..... vs. Indiana, 2019
Tackles for Loss	0.5 ..... at Iowa, 2019
Sacks	
PBUs	

Career Highs	
Total Tackles	8 ..... at Wisconsin, 2019
Solo Tackles	7 ..... at Wisconsin, 2019
Tackles for Loss	1.0 ..... Multiple Times
Sacks	1.0 ..... vs. Maryland, 2019
PBUs	



**#99**  
**Jack**  
**Sullivan**  
 Junior  
 Defensive Tackle

**2021 GAME-BY-GAME DEFENSIVE STATS**

<b>Opponent</b>	<b>U-A-T</b>	<b>TFL</b>	<b>Sacks</b>	<b>Misc.</b>
Oregon State				
at UConn				
at Notre Dame				
Illinois				
Minnesota				
at Iowa				
Wisconsin				
at Nebraska				
Michigan State				
at Ohio State				
vs. Northwestern				
Indiana				
Totals				

<b>Career Defensive Totals</b>				
<b>Year</b>	<b>U-A-T</b>	<b>TFL</b>	<b>Sacks</b>	<b>Misc.</b>
2019	4-9-13	0.0	0.0	5 PBU
2020	11-1-12	2.0	1.0	-
Totals	15-10-25	2.0	1.0	5 PBU

**Career Highs**

Total Tackles	4	vs. Nebraska, 2020
Solo Tackles	4	vs. Nebraska, 2020
Tackles for Loss	2.0	vs. Nebraska, 2020
Sacks	1.0	vs. Nebraska, 2020
PBUs	3	vs. Vanderbilt, 2019