

PURDUE BOILERMAKERS

1999 NATIONAL CHAMPIONS

3 FINAL FOURS | 26 NCAA TOURNAMENTS | 7 BIG TEN TITLES | 9 BIG TEN TOURNAMENT TITLES

- GAME INFORMATION

Date: March 5, 2020
Tipoff: 4 PM (EST)
Location: Indianapolis, Ind.
Arena: Bankers Life Fieldhouse
TV/Stream: BTN
Talent: Chris Vosters, Vera Jones, Christy Winters Scott
Radio: Purdue Radio Network - 95.3 BOB FM
Talent: Tim Newton
Live Stats: BigTenStats.com

- SCHEDULE

Date	P/O Rank	Opponent	TV	Time/Result
<i>November</i> 6-0				
11/3	-/-	Southern Indiana	BTN+	W, 62-44
11/10	-/-	Milwaukee	BTN+	W, 68-55
11/14	-/-	at Chattanooga	ESPN+	W, 66-34
11/17	-/-	Western Illinois	BTN+	W, 66-59
11/24	-/-	Northern Illinois	BTN+	W, 68-63
11/29^	-/-	vs. Drake	FloHoops	W, 67-47
11/30^	-/-	vs. Arizona State	FloHoops	W, 59-52

<i>December</i> 5-3				
12/1	-/21	vs. Gonzaga	FloHoops	L, 63-50
12/5	RV/-	at Virginia Tech	ACCNX	L, 67-54
12/8	RV/-	Kent State	BTN+	W, 77-64
12/15	-/5	at South Carolina	SECN+	L, 85-49
12/18	-/-	Western Kentucky	BTN+	W, 67-50
12/21	-/-	Bowling Green	BTN+	W, 81-74
12/28	-/-	at Ohio State*	BTN+	W, 66-50
12/31	-/-	Wisconsin*	BTN+	W, 72-61

<i>January</i> 4-4				
1/5	-/-	Rutgers*	BTN	L, 59-53
1/9	-/12	at Indiana*	BTN+	L, 66-48
1/12	-/RV	at Northwestern*	BTN+	L, 61-56
1/16	-/-	Illinois*	BTN+	W, 81-67
1/19	-/-	Minnesota*	BTN+	L, 72-59
1/22	-/-	at Nebraska*	BTN+	W, 76-68
1/26	-/-	Penn State*	BTN	W, 81-68
1/30	-/-	at Michigan State*	BTN+	W, 76-66

<i>February</i> 2-6				
2/3	-/20	Indiana*	BTN	L, 66-54
2/6	-/-	at Michigan*	BTN	L, 66-63
2/9	-/20	Iowa*	BTN+	L, 83-71
2/13	-/-	at Wisconsin*	BTN+	W, 62-59
2/16	-/-	at Illinois*	BTN+	W, 70-58
2/20	-/-	Michigan State*	BTN	L, 65-63
2/25	-/7	at Maryland*	BTN	L, 88-45
2/29	-/-	Ohio State*	BTN	L, 77-56

<i>March</i> 0-0				
3/5	-/-	vs. Michigan State~	BTN	Noon

3/20-23	NCAA First & Second Rounds			
3/27-30	NCAA Sweet 16 & Elite 8			

<i>April</i> 0-0				
4/3&5	NCAA Final Four & National Championship			

Rankings are AP/Coaches, reflect date game was played
 ! - Exhibition Game ^ - 2019 Gulf Coast Showcase - Estero, Fla. + - Big Ten/ACC Challenge
 -- - Big Ten Tournament - Indianapolis, Ind. * - Big Ten Conference Game **Bold** - Home Game

- THE CONTENT

Twitter: @PurdueWBB
Instagram: @PurdueWBB
Facebook: /PurdueWBB
Website: PurdueSports.com
Hashtag: #BoilerUp

NONE OF THAT
LADY BOILERMAKER STUFF
 When writing about the Purdue women's basketball team, please refer to us only as the Boilermakers, **NOT** the Lady Boilers or Lady Boilermakers.

- ATHLETICS COMMUNICATIONS

- Ian MacDougall | Associate Director
 - O: 765-494-0529 | C: 317-313-7486
 - imacdouga@purdue.edu

GAME 31 | PURDUE VS. MICHIGAN STATE | BIG TEN TOURNAMENT

PURDUE BOILERMAKERS



-VS-



MICHIGAN STATE SPARTANS

17-13
RECORD

8-10
BIG TEN

16-13
RECORD

9-9
BIG TEN

N/A
AP RANK

N/A
COACHES RANK

N/A
AP RANK

N/A
COACHES RANK

SHARON VERSYP

COACH

SUZY MERCHANT

COACH

293-175

PURDUE RECORD | 14

410-240

CAREER RECORD | 20

281-147

SCHOOL RECORD | 13

482-267

CAREER RECORD | 18

- BOILER NOTES

THE OPENING TIP

- The Boilermakers open the 2020 Big Ten Tournament presented by SoFi on Thursday afternoon against Michigan State.
- Purdue is seeded ninth for the first time in program history. The Boilermakers have been seeded outside the top eight three times.
- The Old Gold and Black are playing for their conference-record 10th Big Ten Tournament title.

MATCHING UP WITH MICHIGAN STATE

- The Boilermakers and the Spartans have met twice this season, with both sides winning on the road.
- Karissa McLaughlin dropped 24 points on seven 3-pointers, as Purdue shot 52.1% from the field to win 76-66 in East Lansing.
- Nia Cloudd delivered a dagger layup with 1.2 seconds remaining for Michigan State to win 65-63 at Mackey Arena.
- Purdue is 4-1 at the Big Ten Tournament against Michigan State, including a 62-47 win in the 2013 championship game.

AWARDS SZN

- Purdue's "Big 3" of Ae'Rianna Harris, Karissa McLaughlin and Dominique Oden were honored in the postseason awards by the Big Ten.
- Harris earned her first First Team All-Big Ten pick and was the third player in program history to be named all-defensive team in three times.
- Harris finished the regular season ranked 13th in scoring, sixth in field goal percentage at 47.4% and second in blocks with 83.
- Oden and McLaughlin notched their third and second All-Big Ten honors, respectively, finishing 2020 as honorable mention tabs.

TOURNEY TIME

- The Boilermakers have won nine Big Ten Tournaments, including four in the Sharon Versyp era in 2007, 2008, 2012 and 2013.
- Purdue is 44-16 (.733) tournament games, a conference record, and reached the quarterfinals three of the last five years.
- Head coach Sharon Versyp holds the league record with 24 tournament wins, including a 22-9 mark in the Big Ten Tournament.
- Ae'Rianna Harris owns the Purdue record for career blocks at the Big Ten Tournament with 15.

SALUTE TO WOMEN

- On March 3, head coach Sharon Versyp was welcomed into the Lafayette YWCA Salute to Women Celebration.
- Versyp has served in several community service projects that have raised more than \$200,000 annually for local families in need.
- The event has recognized women who have made significant contributions to eliminate sexism, racism and inequality in Lafayette.

- A WIN WOULD...

- Be better than a loss.
- Make Purdue 5-1 against Michigan State at the Big Ten Tournament.
- Mark the fourth quarterfinals in the last six years.
- Avoid the seventh one-and-done in Purdue's 26-year history at the Big Ten Tournament.
- Be Versyp's 50th win at Purdue at a neutral site.

- RECORD BREAKDOWN

	2019-20 Season		Under Versyp	
Overall:	17-13	L3	293-175	
Big Ten opponents:	8-10	L3	136-102	
Non-Conference (RS):	9-3	W2	157-73	
Home:	9-6	L4	158-62	
Away:	6-6	L1	86-86	
Neutral:	2-1	L1	49-27	
Post (B1G, NCAA, WNIT):	0-0	L1	37-20	

- ROSTER QUICK HITS/PRONUNCIATIONS

#	Name	Yr.	Pos.	Ht.	Hometown	Boiler Bullet Point
1	Karissa McLaughlin	Jr.	G	5-7	Fort Wayne, Ind.	•
2	Bria Harmon	Fr.	G	5-7	Atlanta, Ga.	• Took Collins HS to Georgia State title in 2016
3	Lyndsey Whilby	Jr.	G	5-11	Powder Springs, Ga.	• Hit a season-high three triples at Michigan
5	Cassidy Hardin	So.	G	5-10	Bargersville, Ind.	•
11	Dominique Oden	Sr.	G	5-8	Atlanta, Ga.	•
12	Roxane Makolo	Fr.	G	5-10	St. Hubert, Quebec	• Primarily defensive substitution
13	Ajah Stallings	So.	G	5-8	Indianapolis, Ind.	• Inspiration and easily funniest player on the team
15	Leony Boudreau	Jr.	G	5-10	Montreal, Quebec	• Created an hosted Wheel Rise Event this fall
22	Jenelle Grant	R-Jr.	F	6-0	London, England	•
23	Kayana Traylor	So.	G	5-9	Martinsville, Ind.	•
25	Tamara Farquhar	Jr.	F	6-0	Pierrefonds, Quebec	• Injured vs. Rutgers, will miss rest of the season
30	Nyagoo Gony	So.	F	6-2	Lincoln, Neb.	• Played in 31 games as a rookie
32	Ae'Rianna Harris	Sr.	F	6-1	Indianapolis, Ind.	• Named a finalist for Leslie Award and Naismith DPOY
35	Rickie Woltman	Fr.	F	6-3	St. Louis, Mo.	• Injured prior to the Feb. 3 game against Indiana
45	Fatou Diagne	R-Sr.	C	6-4	Thies, Senegal	•

Léony Boudreau	LEE-oh-NEE BOO-drough	Bria Harmon	BREE-uh	Karissa McLaughlin	mick-LAUF-lynn
Fatou Diagne	FAH-too de-yahn	Ae'Rianna Harris	AIR-ee-AH-nuh	Ajah Stallings	asia
Tamara Farquhar	tuh-MARE-uh FAR-quar	Nyagoo Gony	NYA-gwah GOH-nee	Kayana Traylor	KAY-ah-nuh



- SERIES HISTORY

Overall	41-34
At Home	23-10
On the Road	14-23
Neutral Site	4-1
Streak	L1
Under Versyp	10-16
First Meeting	2/17/78 A, L, 77-72
Last Purdue Win	1/30/20 A, W, 76-66
Last Purdue Loss	2/20/20 H, L, 65-63

- BY THE NUMBERS

PURDUE		MICHIGAN STATE
L3	STREAK	W2
64.1	POINTS	69.3
0.4	MARGIN	3.1
63.8	DEFENSE	66.2
.419	FG%	.400
.398	FG% DEFENSE	.413
5.4	THREES	7.1
.335	3FG%	.315
.308	3FG% DEFENSE	.276
.710	FT%	.663
1.7	REB MARGIN	1.6
14.4	ASSISTS	15.1
16.3	TOS	15.8
0.9	AST-TO	1.0
6.5	STEALS	9.0
4.2	BLOCKS	3.4

- ON THIS DAY

Overall	6-6
At Home	2-0
On the Road	0-1
Neutral Site	4-5
Last Time	2017 (N) vs. Maryland, L, 74-64
1770 – Boston Massacre: Five Americans, including Crispus Attucks, are fatally shot by British troops in an event that would contribute to the outbreak of the American Revolutionary War five years later.	

- QUICK FACTS**UNIVERSITY INFORMATION**

Location	West Lafayette, Ind.
Enrollment	41,573
Founded	1869
Nickname	Boilermakers
Colors	Old Gold (PMS 7502) and Black
President	Mitchell E. Daniels Jr.
Athletics Director	Mike Bobinski
S.W.A.	Nancy Cross
F.A.R.	Marcy Towns
	Phillip VanFossen
Conference	Big Ten
Arena	Mackey Arena (1967)
Seating Capacity	14,804
Ticket Office	(800) 49-SPORT

TEAM INFORMATION

2018-19 Overall Record	19-15
2018-19 Home Record	13-4
2018-19 Road Record	3-8
2018-19 Neutral Record	3-3
2018-19 Big Ten Record	8-10
2018-19 Big Ten Finish	T-10th
2018-19 Final Ranking	NR / NR
2019 Postseason	N/A
Starters R/L	5/0
Letterwinners R/L	11/2

PROGRAM HISTORY

First Season	1975-76 (44th)
All-Time Record	879-494 (.642)
All-Time B1G Record	409-237 (.639)
Home Record (B1G)	464-158 (.734-89)
Road Record (B1G)	278-256 (.75-148)
Neutral Site Record	137-80 (.631)
NCAA Tournament Apps.	26 (Last: 2017)
NCAA Tournament Record	47-25 (.653)
NCAA Titles	1 (1999)
Final Four Appearances	3 (Last: 2001)
Big Ten Titles	7 (Last: 2002)
Big Ten Tournament Titles	9 (Last: 2013)
Big Ten Tournament Record	44-16 (.733)

- BOILER NOTES**RI-DICULOUS RECORDS**

- The running tally of Harris' records i starting to get a little crazy, as she etched her name to three more lists against Penn State.
- Below is a list of every record Harris has set in her career.

PURDUE (WOMEN)

- Career blocks
- Blocks in a road game
- Blocks in a B1G Tourney game
- Senior blocks in a game
- Senior-season blocked shots
- Senior-season BPG
- Junior blocked shots per game
- Soph. blocks in a game
- Soph.-season blocked shots
- Soph.-season BPG
- Fresh.-season blocked shots
- Fresh.-season BPG
- Career rebounds
- Career defensive rebounds
- Single-game field goal %
- Junior-season RPG
- Junior-season rebounds
- Sophomore-season RPG
- Sophomore-season rebounds
- Career double-doubles
- Junior-season double-doubles
- Soph.-season double-doubles

PURDUE (MEN & WOMEN)

- Career blocks

- The senior is the first player in program history to amass 1,000 points, 1,000 rebounds and 300 blocks in a career. She is just the second player in Big Ten history to accomplish the mark, joining Jessica Davenport from 2004-07 at Ohio State.
- Harris passed Joe Barry Carroll for the Purdue all-time blocks record, becoming the first Boilermaker with 350 blocks in a career.
- Harris is just the 16th member of the 1,500-point club at Purdue.

SERIES HISTORY

- After season split with Michigan State, Purdue leads its series with the Spartans 41-34.
- Purdue is 4-1 at the Big Ten Tournament against Michigan State.
- The two squads last met in the Big Ten Tournament in the 2016 quarterfinals, when Michigan State won a see-saw battle 65-64.

SPECIAL SENIORS

- Oden and Harris will go down in history as one of the best Boilermaker tandems ever.
- When their time at Purdue comes to an end, the pair will have etched their names in the record book more than 25 times.
- The duo have never missed a game over the course of their four years, playing all 134 games, for a 79-55 record.
- Harris and Oden have combined to average 24.3 points and 12.2 rebounds per game during their careers.
- The 2020 senior class is the second in Purdue history to have both players reach the 1,500-points club, following the 2001 class of Katie Douglas and Camille Cooper.

TOURNEY RESUME

- The Boilermakers are vying for their first NCAA Tournament appearance 2017 and their 27th tournament appearance in program history.
- As of Tuesday, Purdue is 46 in the RPI with a strength of schedule of 14.
- The Boilermakers are 4-11 against the RPI top-50 with just a pair of defeats outside the top 50.

BOILERMAKER BIG 3

- Karissa McLaughlin, Dominique Oden and Ae'Rianna Harris have been keys to Purdue's success this year with 39.1 points per game.
- The group has combined for 49.9% (4,371-of-8,754) of Purdue's points since 2016-17.
- McLaughlin, Oden and Harris are the 33rd, 34th and 35th 1,000-point scorers in program history.
- They are the first trio with 1,000 points one a team since 2007 in Katie Gearlds, Erin Lawless and Lindsay Wisdom-Hylton.

HARRIS FINALIST RESUME

- Ae'Rianna Harris added another laurel to her senior season, when she was named a Leslie Award Finalist.
- Harris was one of 10 players selected across the country as one of the nation's best centers.
- The reigning two-time Big Ten Defensive Player of the Year was also named a semifinalist for the Naismith National Defensive Player of the Year, the lone honoree from the Big Ten.

SENIORS STEPPING UP IN CONFERENCE

- Seniors Dominique Oden and Ae'Rianna Harris were the driving factors for the Boilermakers this season with 26.2 points per game and an even more impressive 28.9 points per game in conference play.
- Harris was 48.6% from the field in league play with 8.1 rebounds per game. She has five double-doubles against Big Ten foes.
- Oden was an unstoppable force in league, shooting 45.8% in conference action, hitting double figures in 14 league games.

THE IRON WOMAN

- Dominique Oden has vaulted up the Purdue career lists in her final regular, sitting eighth in program history with 1,740 points.
- Oden is seventh in Purdue history with 134 games played and second in games started with 129, one shy of Danielle Campbell (06-09).
- The Atlanta native is 17 minutes short of Katie Gearlds' record of 4,475 minutes played. Oden has played 4,458 minutes in her career, which translates to three days, two hours and 18 minutes of playing time.
- Oden and Ae'Rianna Harris has played in every game since her debut of their freshmen year on Nov. 11, 2016, on the road at Maine.

FEED FATOU

- Fatou Diagne has stepped up in six of the last seven games, playing more than 20 minutes four times, with a career-high 30 at No. 7 Maryland.
- The redshirt junior closed the final seven games of the regular season averaging 7.6 points and 6.9 rebounds.
- The Senegal international dropped a career-high 12 points against No. 7 Maryland. She also hauled down a career-best 14 rebounds against No. 20 Iowa.
- Diagne spent the summer with the Senegalese National Team, leading the Lionnes to a runner-up finish at the 2019 Women's AfroBasket, with hopes to make the Olympic team in 2020.

SAVING HER BEST FOR LAST

- Senior Dominique Oden caught fire in the conference season with 14.2 points per game in league games, good for 12th in the league.
- The Atlanta native was the first Boilermaker in a decade to score 20 points in three straight games, accomplishing the feat in 2018 and 2020.
- Oden has hit double figures in all but four Big Ten games this year.
- Oden is the fifth player in program history with 1,500 points, 175 steals and 300 assists, a list that includes Sharon Versyp.

HARRIS B1G PLAYER OF THE WEEK

- Ae'Rianna Harris was tabbed the Big Ten Conference Player of the Week for the week of Jan. 20-26
- The senior was instrumental in Purdue's two wins against Nebraska and Penn State with 23 points and 10.5 rebounds per game.
- Harris led the conference with a 76.9% field goal clip and recorded her fifth double-double of the year against Penn State.

THE TURNOVER BUG

- The Boilermakers have struggled to ward off the turnover bug this season with 16.3 giveaways per game.
- Purdue's turnovers have jumped up to 17.5 per game when on the road, but the Boilermakers' defense has forced two more opponent turnovers when away from home.
- Despite the high numbers of giveaways, the Boilermakers have found ways to win, notching 12 victories with at least 15 turnovers.

TAKING TEAMS OUT OF RHYTHM

- The Boilermakers' defense has stymied opposition this season, holding opponents to 63.3 points per game.
- Entering their games against Purdue, opponents have failed to hit their scoring average 24 times and their field goal clip 19 times.
- Opponents are averaging 9.2 points below their season average and 4.9% below their average field-goal percentage.

MCLAUGHLIN FROM DEEEEEEP

- Karissa McLaughlin leads the team with 65 3-pointers on the year.
- The junior is third in program history with 228 triples, closing in on Courtney Moses' record of 240.
- After seven 3-pointers against Michigan State, the Fort Wayne native tabbed her seventh career game with at least five triples.
- McLaughlin is a career 36.6% shooter from behind the arc, good for ninth in program history.
- In 96 career games, McLaughlin has drained at least one 3-pointer in 84 games and two in 67 contests.
- In three years at Purdue, she never shied away from a 3-point opportunity, setting the freshman and sophomore season records and tying the single-season mark of 88 triples.

SPLASH SISTERS

- Karissa McLaughlin, Cassidy Hardin, and Dominique Oden have connected on at least 20 3-pointers this year.
- McLaughlin leads the Big Ten in 3-point attempts and fifth in 3-pointers made with 65.
- Purdue is sixth in the conference with a 33.5% clip from distance and averaging 5.4 triples per game.

- BOILER NOTES**CHASING GIANTS**

- Ae'rianna Harris' blocking prowess is made even more remarkable when you consider the fact that she only stands 6-1.
- Harris has the highest approach vertical on the team at 28 inches and holds the second-highest standing vertical at 24 inches. She also has a 6-10 wingspan. Both verts improved by at least three inches in the offseason.
- The Indianapolis native has contested the opening tip in all of her starts and has 92-17 record in jump balls, including a 4-0 mark in overtime games.
- Harris is the shortest member of the Big Ten 300-Block Club.

BIG TEN 300-BLOCKS CLUB

Player (School)	Blocks	School	HT
Allyssa DeHaan	503	Michigan State (07-10)	6-9
Jessica Davenport	384	Ohio State (04-07)	6-5
Irish Andrew	367	Michigan (08-11)	6-4
Ae'rianna Harris	365	Purdue (17-Pres.)	6-1
Amy Jaeschke	357	Northwestern (10-13)	6-5

MCLAUGHLIN MILESTONES

- Karissa McLaughlin's junior season has been filled with a host of milestones in addition to her 1,000-point total.
- The Fort Wayne native joined the 200 3-point club as its fourth member with Courtney Moses (240), Katie Gearlds (238) and Brittany Rayburn (201).
- McLaughlin also notched her 300th assist as the 16th player in program history.

DEFENSE DIGITS

- Purdue is 59th in the nation in blocked shots per game with 4.2, and 40th in total blocks with 126.
- The Boilermakers are sixth in the Big Ten in scoring defense at 63.8 points allowed per game
- The Old Gold and Black has allowed just 10.1 second-chance points per game, thanks to 25.1 defensive rebounds per game.

HOME AND AWAY

- Purdue has a 9-6 mark at home and a 6-6 record on the road.
- Despite double-figure averages from Dominique Oden, Ae'rianna Harris and Karissa McLaughlin at home and on the road, the Boilermakers are averaging 6.9 points less on the road.
- Purdue has allowed 62 points per game away from home.

STRONG STARTERS

- Even with a deep bench, the Boilermakers continue to squeeze everything they can out of their starting lineup accounting for 80.2% of Purdue's total points this season.
- The starters have scored all but 15 or fewer points in 18 games, including all 54 points against No. 18 Indiana on Feb. 3.
- Dominique Oden is third in the league in minutes played, followed by McLaughlin in eighth and Harris in 10th.
- After a 2018-19 campaign with 18 total complete games, there have been just four complete games this season.
- Last season, McLaughlin, Oden and Ae'rianna Harris ranked second, fifth and 10th, respectively, in the Big Ten in minutes played.

RI-JECTIONS

- Ae'rianna Harris is second on the NCAA active blocks list.
- Harris has blocked a shot in 106 of 134 career games.
- She broke the program record for blocks in 103 games.
- Harris broke Purdue's senior-season blocks record against Penn State. She owns the freshman, sophomore and senior year record, missing the junior mark by four.
- She is one-of-two players in Big Ten history to post at least two seasons with 300 points, 300 rebounds and 100 blocked shots.
- Harris has 83 rejections on the year, which is second in the Big Ten and eighth in the country. Her 2.77 blocks per game are second in the conference and 11th in the nation.
- Harris turned away nine shots against No. 5 South Carolina, tying Lindsay Wisdom-Hylton against Michigan State on Feb. 11, 2007, for second in program history.

RISS DON'T MISS

- McLaughlin's 34 points against Kent State topped her previous career high of 28, set against Northwestern on Feb. 17, 2019. She went 9-for-15 from the field, including a 6-for-10 mark from deep, and a perfect 10-for-10 at the free throw line.
- The junior etched her name in the single-game record book at several points – T-7th points, T-10th 3-pointers, most points by a Boilermaker in a win at Mackey Arena.
- The Fort Wayne native featured on "SportsCenter Top 10" thanks to a 65-foot buzzer beater at the end of the first half with 0.5 seconds, checking in at No. 3. It was the second time she made the cut after the game-winning 3-pointer against Northwestern last year.

THIS IS PURDUE BASKETBALL

- The 2019-20 season is the 45th campaign for women's basketball at Purdue.
- This is the 39th season for Big Ten women's basketball. Purdue has won a record nine Big Ten Conference Tournaments and seven regular season titles, including four outright - 1991, 1999, 2001 and 2002.
- Purdue has had 36 All-America selections by the Associated Press or WBCA in its history, with Ae'rianna Harris as the most recent honoree in 2019 as an Honorable Mention All-American.

BOUNCE BACK CAMPAIGNS

- The Boilermakers are going for their first NCAA Tournament appearance since the 2016-17 campaign.
- Purdue has made a program-best nine NCAA Tournaments under Versyp, reaching the Elite Eight twice.
- Under Versyp, the Boilermakers have received a postseason bid in 12 of her 13 seasons, electing to forgo a WNIT appearance in 2018-19 due to mounting injuries at the end of the season.
- Purdue is tied for 10th in Division I history with 26 NCAA Tournament appearances (Notre Dame, LSU, Iowa).
- The Boilermakers have failed to win 20 games just seven times since 1986-87, and every time they bounced back with at least 20 victories the following season, including a trio of Elite Eight appearances.

BOILERS DOWN UNDER

- In August, the Boilermakers went on a 10-day tour of Australia, including four games against professionals.
- The thrilling tour featured excursions to the Melbourne Star Ferris Wheel, a crocodile park, a dive at the Great Barrier Reef, a tour of the Sydney Opera House and a climb on the Sydney Harbour Bridge.
- The squad had 10 extra practices and ample time to bond together prior to the start of the school year.
- The team flew more than 44 hours in the air and over 22,000 miles during the tour.

WHEEL RISE EVENT

- In September, junior Leony Boudreau joined together with Shelby Gruss, a PhD candidate in agronomy and the former captain of the U.S. Wheelchair Basketball team, to create the Wheel Rise Event.
- Boudreau planned and carried out an afternoon that featured the Illinois wheelchair basketball team playing an intrasquad scrimmage, lectures from distinguished professors and opportunities for women's basketball players to see what it was like on the court in wheelchairs. (Hint: Very Hard)

AN ALL-TIME GREAT ON THE SIDELINE

- Head coach Sharon Versyp is in her 14th season leading Purdue.
- She holds the program record for overall and Big Ten wins and NCAA Tournament appearances
- Versyp was also a standout for the Boilermakers as a point guard from 1985-88, earning First Team All-Big Ten honors as a senior.

NEW FACES ON THE BENCH

- The Boilermakers had a handful of staff changes during the offseason.
- Melanie Balcomb, the all-time winningest coach at Vanderbilt, was named the senior associate head coach.
- Michael Scruggs joined the team as an assistant coach. He was a four-year practice player for Pat Summitt
- Former standout Alex Guyton returned to Purdue as the team's video coordinator and director of development.
- Jason Pullara was named the director of sports performance. He graduated from Purdue in 2001.
- Abby Abel made the transition to the staff as a graduate assistant after four years on the team.

BOILERMAKER BUILT

- Purdue has five former standouts playing professionally overseas.
- Andreona Keys | Celje | Slovenia | 17.3 ppg, 9.2 rpg, 3.0 apg
- Samantha Ostarello | San Martino | Italy | 12.8 ppg, 8.5 rpg
- Michaela Houser | Battipaglia | Italy | 18.4 ppg, 6.0 rpg, 6.0 apg
- Aya Traore | Gdessa | Portugal | 14.6 ppg, 6.9 rpg, 1.5 apg
- Ashley Morrisette | Dynamo-NPU | Ukraine

ALWAYS TAKING SUGGESTIONS

- Like the notes? Don't like them? Have a suggestion?
- Feel free to send an email to imacdoug@purdue.edu.
- Got hooked on "The West Wing Podcast", a great listen that breaks down the best show on television **ever**.
- H/T to Nathan Wiseman and Sarah Loesch for our fire #content.

- THE RECORD WHEN PURDUE...

	2019-20	Under Versyp
Plays at home	9-6	158-63
Plays on the road	6-6	86-86
Plays at a neutral site	2-1	49-26
Wins the game before	11-6	195-107
Loses the game before	5-7	93-65
Leads after the first quarter	12-2	68-18
Trails after the first quarter	3-10	23-45
Is tied after the first quarter	2-1	8-3
Leads at the half	15-2	229-44
Trails at the half	2-11	57-128
Is tied at the half		7-2
Leads after the third quarter	17-0	87-7
Trails after the third quarter	0-12	10-58
Is tied after the third quarter	0-1	2-1
Plays an overtime game		13-10
Leads with 2:00 left in regulation	16-0	267-16
Trails with 2:00 left in regulation	0-12	17-154
Tied with 2:00 left in regulation	1-1	8-3
Shoots 50% or better	4-0	64-5
Shoots less than 50%	13-13	238-169
Opp. shoots 50% or better	0-1	9-35
Opp. shoots less than 50%	17-12	284-136
Shoots better or same as Opp.	17-1	250-39
Shoots worse than Opp.	0-12	44-136
Makes more free throws than Opp.	14-3	232-55
Makes equal free throws	1-1	17-10
Makes less free throws than Opp.	2-9	43-110
Outrebounds Opp.	13-4	205-415
Is outrebounded	4-9	76-122
Ties Opp. in rebounds		11-7
Commits more TO's than Opp.	12-9	105-110
Commits equal or less TO's than Opp.	5-4	185-64
Scores more bench points	5-4	162-74
Scores equal bench points	2-0	9-8
Scores less bench points	10-9	121-92
Has no players in double figures	0-1	0-6
Has one player in double figures	0-1	8-22
Has two players in double figures	3-7	57-59
Has three players in double figures	8-3	118-67
Has four players in double figures	5-1	92-17
Has five players in double figures	1-0	18-3
Plays a ranked team	0-6	33-72
Plays a team ranked 1-5	0-1	4-20
Plays a team ranked 6-10	0-1	3-12
Plays a team ranked 10-25	0-3	26-38
Plays an unranked team	17-7	260-103
Plays on television	1-7	106-97
Plays on internet/webcast	15-6	113-55
Plays on Sunday	6-6	101-52
Plays on Monday	0-1	18-19
Plays on Tuesday	1-1	5-10
Plays on Wednesday	2-0	24-14
Plays on Thursday	4-4	83-50
Plays on Friday	1-0	29-8
Plays on Saturday	3-1	33-20
Margin is 5 points or fewer	2-3	59-41
Margin is between 6 and 10	5-1	56-38
Margin is between 11 and 20	9-6	109-69
Margin is between 21 and 30	0-1	40-17
Margin is between 31 and 40	1-1	21-5
Margin is more than 40	0-1	8-4
Scores 59 points or fewer	1-9	45-93
Scores between 60 and 69	8-3	105-57
Scores between 70 and 79	5-1	92-21
Scores between 80 and 89	3-0	38-3
Scores 90 points or more		11-0
Holds Opp. to fewer than 40	1-0	20-0
Holds Opp. to 41-50	3-1	73-1
Holds Opp. to 51-60	5-2	103-23
Holds Opp. to 61-70	7-7	70-62
Opp. scores 70 or more	1-4	27-88



- BOILER NOTES**DROPPING DIMES**

- Purdue has assisted on 60.8% (432-711) of its made field goals.
- With the season's top mark of nine dimes against Northern Illinois, Kayana Traylor holds the team lead with 98 dimes.
- Purdue has had 19 performances with at least five helpers.
- Averaging 14.4 dimes per game, Purdue is seventh in the league.
- Traylor joined 200-assist club for her career at Michigan State.
- Purdue assisted on 63% of its shots from last year (493-779).

RI-BOUNDS (YES...KNOWINGLY USED THE SAME NICKNAME STYLE TWICE)

- Ae'Rianna Harris is now the all-time leading rebounder in Purdue history, breaking the career record, held by Lindsay Wisdom Hynton, against Minnesota on Jan. 19.
- She was the first player to surpass 700 rebounds in three years at Purdue.
- The senior became the first player at Purdue with 1,000 rebounds in a career with nine boards against Michigan State.
- The Indianapolis native broke the program record for career defensive rebounds against Wisconsin.
- Harris holds the program record with 29 career double-doubles and second in rebounds per game at 7.9.

400 FOR COACH V

- With the win against Kent State, head coach Sharon Versyp joined the 400-victory club for her career.
- She has won a program record 158 games at Mackey Arena and sits third in wins behind Gene Keady (294) and Matt Painter (210)
- Versyp is the winningest coach in Purdue women's basketball history with 293 victories. She has led the Boilermakers to victory 360 times, when considering her 67 wins as a four-year starter at Purdue from 1985-1988.

DEFENSIVE FOCUS

- Strong defense has always been a staple of a Sharon Versyp team, and the 2019-20 squad is nothing different, as Purdue has held 10 opponents under 60 points and 25 under 70 points.
- The 34 points allowed against Chattanooga were the second-fewest points the Boilermakers have ever given up a true road game and fewest since Feb. 20, 1976 at Northwestern.
- Dating back to the start of the 2014-15 campaign, the Boilermakers have held opponents under 60 points 76 times.
- In Purdue's history of 1,373 games, the Boilermakers have held an opponent under 60 points in 562 contests (41.0%).

KT-4-3

- Kayana Traylor holds the team lead in dimes with 98 dimes, which is good for 12th in the Big Ten.
- Purdue is 6-1 this season and 15-5 in her career when she dishes out at least five helpers.
- The sophomore dropped a career-high 21 points against No. 20 Iowa.

THE SHOOTING TOUCH

- Purdue sits eighth in the Big Ten with a shooting clip of 41.9%, shooting above 40% in 18 games this season.
- Purdue's season-high clip of 55.6% came against Penn State.
- The Boilermakers have created and converted the easy shots, with an average of 29 points in the paint, including a season-high 46 points in the paint against Illinois
- Opponents, meanwhile, have averaged just 39.8% from the field and 30.8% from behind the arc against the Boilermakers.

TURNING DEFENSE TO OFFENSE

- Transition offense was a key emphasis during the offseason.
- Purdue is averaging 14.3 points off turnovers and 7.7 points on the fast break.
- Purdue's active hands have forced an average of 13.7 turnovers.
- On the flip side, the Boilermakers are giving up 16.4 points off turnovers per game due to an average of 16.3 giveaways per night.

NIQUE'S NICE TOUCH

- Dominique Oden is just the 15th player in program history to amass 100 starts in a career, hitting the mark earlier this season.
- The senior topped the 1,000-point mark as a junior, just the 33rd player to accomplish the feat before their senior campaign.
- Oden became the 15th player in program history to join the 1,500-point club after a 20-point performance against Wisconsin.
- Her excellence exceeds the bounds of the court as a civil engineering major, with an intensive internship on campus, as well as community service focuses with Hunger Hike, Carry the Torch and Community Cancer Network.

HOME SWEET HOME

- Purdue is 9-6 this season at Mackey Arena.
- The Boilermakers have a 42.5% shooting clip and an average of 67.8 points per game at home.
- Purdue has also dominated on the glass, outrebounding opponents by five boards per game.
- Dating back to 2015-16, Purdue is 55-24 in games at Mackey Arena, including a 30-6 mark in non-conference contests.

INTERNATIONAL FLAVOR

- The 2019-20 roster has the highest amount of international players in program history with five.
- Three Canadians - Boudreau, Tamara Farquhar and Roxane Makolo - come from Quebec and Dawson College. The trio represent the only Canadians to play for Purdue.
- Fatou Diagne hails from Thies, Senegal, and Jenelle Grant calls London, England, home.
- Purdue has a total of eight international players in its history, five of whom are on this year's team.

JOINING THE FAMILY

- Purdue added two standout recruits from Indiana on NSD.
- Madison Layden, a 6-foot-1 guard from Kokomo, is a two-time state champion and regarded as one of the most versatile guards in the nation. She is a three-time All-State selection.
- Ra Shaya Kyle is an imposing 6-foot-6 post player from Marion. An All-State pick in 2019, Kyle is a five-star recruit and the No. 5 center in the nation by ESPN HoopGurlz.
- The recruiting class was ranked No. 17 by ESPN HoopGurlz and the fourth in the Big Ten, marking Versyp's 12th top-20 class at Purdue.
- Kyle set the Marian single-game and career points record earlier this season, while Layden broke the same marks in Howard County.
- The duo was tabbed for the 2020 McDonald's All-American Game.
- Layden will play for her third state championship this Saturday against Lawrence North at Bankers Life Field House.

HOPE FOR THE FUTURE

- The Boilermakers took part in the Hope on the Horizon Festival of Trees, hosted by the Community Cancer Network.
- The event brought leaders throughout the community together to honor those who have battled cancer in their lives, as well as raising funds for cancer research and treatment through a live auction of theme-decorated Christmas trees.
- The gala raised more than \$150,000 to help cancer patients in Lafayette, West Lafayette and other communities around the state.
- Purdue also assist the West Lafayette/Lafayette Hunger Hike, to raises funds to ensure that poverty-stricken children don't go hungry.

- MISCELLANEOUS STATS

Date	Opponent	-Biggest Lead-			Lead Chang.	Ties	--Time in the Lead--			Biggest Run			Pur/Opp		2nd-Ch.	Fast B.	Bench	Fr.	So.	Jr.	Sr.
		Pur.	Opp.				Pur.	Opp.	Tied	Pur.	Opp.	Off TO	Paint								
11/10	Milwaukee	24	0	1	0		39:35	:00	0:25	9	7	8/11	22/22	8/2		9/3	9/27	1	15	24	28
11/14	@Chattanooga	36	2	2	2		38:05	:04	1:51	12	5	26/9	44/18	12/11		18/2	23/7	11	5	25	25
11/17	Western Illinois	13	0	0	1		38:33	:00	1:27	7	6	10/21	38/32	13/7		6/14	9/12	0	3	33	30
11/24	Northern Illinois	14	9	3	3		20:30	15:41	3:49	9	7	11/18	22/30	11/11		4/11	11/22	1	20	26	21
11/29	Drake	24	4	1	0		32:20	3:50	3:49	13	5	25/10	18/30	11/14		0/0	17/17	0	21	25	21
11/30	Arizona State	10	10	2	3		24:54	11:45	2:55	7	12	19/18	38/18	9/16		2/4	8/19	4	8	19	28
12/1	Gonzaga	2	15	1	3		00:52	32:25	6:19	5	8	7/26	16/30	5/2		0/6	17/20	2	10	23	15
12/5	@Virginia Tech	0	15	0	3		0:00	37:48	2:12	8	10	18/16	34/26	14/15		8/10	8/13	2	4	30	18
12/8	Kent State	17	3	6	6		31:57	3:06	4:57	9	8	11/11	28/28	11/10		19/8	21/13	9	12	44	12
12/15	@South Carolina	0	38	0	1		0:00	38:23	1:37	7	10	14/26	14/50	7/15		10/24	10/30	0	3	23	23
12/18	Western Kentucky	20	5	4	4		31:42	5:31	2:47	10	9	20/9	28/26	14/8		10/6	10/9	7	7	31	22
12/21	Bowling Green	7	7	6	6		19:14	16:46	4:00	8	9	11/21	40/32	12/7		4/2	22/22	0	25	31	25
12/28	@Ohio State	21	0	0	0		39:24	:00	:36	9	5	22/18	32/26	10/5		10/10	14/21	2	15	25	24
12/31	Wisconsin	14	4	6	3		33:59	3:09	2:52	8	8	11/16	32/44	12/14		11/9	8/3	0	6	32	34
1/5	Rutgers	0	17	0	2		0:00	38:27	1:33	7	9	19/21	18/28	12/12		2/5	3/14	2	6	23	22
1/9	@Indiana	4	24	3	1		4:58	33:46	1:16	6	11	11/26	26/28	6/9		7/17	12/14	2	15	10	21
1/12	@Northwestern	6	18	8	1		8:53	28:47	2:20	8	10	9/19	20/30	11/10		7/6	7/9	2	3	29	22
1/16	Illinois	20	2	3	0		38:54	0:42	0:24	7	10	7/15	46/32	13/6		20/13	7/22	2	15	39	25
1/19	Minnesota	2	20	4	3		1:15	36:21	2:24	14	19	21/18	24/32	11/15		4/15	4/15	1	9	17	32
1/22	@Nebraska	21	4	4	2		34:58	1:52	3:10	11	11	16/16	32/32	9/15		8/7	28/20	0	6	31	39
1/26	Penn State	19	0	0	1		39:33	0:00	0:27	15	9	16/15	46/30	14/8		15/18	6/9	0	9	23	49
1/30	@Michigan State	15	9	5	0		26:43	12:47	0:30	8	7	16/11	28/32	7/12		10/11	3/8	0	7	31	48
2/3	Indiana	0	15	0	0		39:08	0:00	0:52	6	8	12/14	30/32	5/12		6/11	0/4	0	0	14	40
2/6	@Michigan	4	15	4	2		3:20	34:10	2:30	8	11	16/14	24/36	6/11		2/4	27/7	0	10	32	21
2/9	Iowa	16	7	8	4		10:02	26:50	3:08	8	9	17/14	26/46	10/3		7/11	19/5	0	30	27	14
2/13	@Wisconsin	6	2	8	12		25:36	2:31	11:53	6	7	6/8	30/30	6/13		7/4	30/12	0	11	15	36
2/16	@Illinois	19	4	9	2		31:59	5:45	2:16	10	9	15/14	28/20	13/4		9/7	19/8	0	26	12	32
2/20	Michigan State	6	8	16	8		15:43	17:47	6:30	12	5	8/11	32/32	7/9		2/4	13/9	1	9	27	26
2/25	@Maryland	4	43	1	0		5:46	33:49	0:25	5	10	11/31	28/60	10/21		7/22	37/4	0	5	20	20
2/29	Ohio State	2	29	2	2		0:30	36:22	3:08	7	14	15/14	22/52	13/11		8/9	11/22	0	6	26	24
3/4	Michigan State																				
3/5	Big Ten Tourney																				
3/6	Big Ten Tourney																				

2019-20 Totals

428/491 870/964 303/308 232/286 413/417 49 321 767 792

2019-20 Averages

14.3/16.4 29/32.1 10.1/10.3 7.7/9.5 13.8/13.9 1.6 10.7 25.6 26.6



- SCHEDULE QUICK HITS

11/3 Southern Indiana	Woltman posts double-double in Mackey debut
1/10 Milwaukee	Improves to 37-8 in season openers
11/14 @Chattanooga	Fewest road points allowed since 1977
11/17 Western Illinois	Farquhar and Harris combine for 31 rebounds
11/24 Northern Illinois	Holds off late rally, Traylor drops nine dimes
11/29 vs. Drake	Nine 3-pointers leads the way in tourney opener
11/30 vs. Arizona State	Reached 'ship without hitting a 3-pointer
12/1 Gonzaga	First time without a player in double figures
12/5 @Virginia Tech	Outscored 21-0 on the 3-point line
12/8 Kent State	McLaughlin ignites for career-high 34, including 65-foot 3
12/15 @South Carolina	We made some shots, they made more...
12/18 Western Kentucky	McLaughlin joins 1,000-point club
12/21 Bowling Green	Traylor and Harris combine for 42 points
12/28 @Ohio State	First win in Columbus since 2004, snapping 11-game skid
12/31 Wisconsin	Oden hits 1,500 points, Harris takes over def. reb. record
1/5 Rutgers	Was outscored 24-9 in 1Q, outscored Rut. 44-35 rest of game
1/8 @Indiana	They took the opening round
1/12 @Northwestern	18-point comeback falls just short
1/16 Illinois	Five players finish in double figures for the first time this year
1/19 Minnesota	19-0 second half run proves too much to overcome
1/22 @Nebraska	Up 21 to down 4, close on 17-5 run to win
1/26 Penn State	Harris breaks the Purdue record for blocks
1/30 @Michigan State	Harris, McLaughlin, Oden combine for 62 points
2/3 Indiana	Four players total all 54 points
2/6 @Michigan	Diagne and Whilby combine for 22 off the bench in loss
2/9 Iowa	Iowa shoots 58.9% from the field
2/13 @Wisconsin	Oden go-ahead 3 with 11.8 seconds remaining
2/16 @Illinois	Allowed just 19 rebounds, a new program record
2/20 Michigan State	MSU wins on a layup with 1.2 seconds remaining
2/25 @Maryland	We're not gonna talk about it
2/29 Ohio State	Nique and Ri gave some nice speeches afterwards
3/4-8 Big Ten	Boilermakers look to win their 10th tournament title
NCAA Tourney	Purdue goes for its 27th appearance

- PERFORMANCE BY LOCATION

Category	Home	Away	Neutral
Record	9-6	6-6	2-1
Pts Per Game	67.8	60.9	58.7
Points Allow.	65.5	64.0	54
Point Diff.	2.3	-3.1	4.7
FG%	.425	.415	.405
3FG%	.351	.323	.293
FT%	.710	.724	.678
Opp. FG%	.417	.396	.317
Opp. 3FG%	.340	.314	.106
Opp. FT%	.709	.684	.651
Rebound Avg.	38.0	35.3	31.7
O-Rebounds	12.2	10.3	9.7
D-Rebounds	25.8	25.0	22
Opp. Rebounds	33.0	37.2	32
Reb. Margin	5.0	-1.9	-0.3
Fouls	14.9	13.8	18.6
Assists	15.9	13.6	10
Turnovers	15.1	17.5	17.7
Blocks	4.1	4.3	4.3
Steals	6.1	7.1	6.7

- LAST 5/LAST 10/LAST 15

	LAST 5	LAST 10	LAST 15
RECORD	2-3	4-6	6-9
POINTS	59.2	64.1	64.1
MARGIN	-10.2	-5.5	-4.6
DEFENSE	69.4	69.6	68.7
FG%	.392	.419	.417
FG% DEFENSE	.450	.463	.438
THREES	4.8	5.6	5.5
3FG%	.250	.316	.319
3FG% DEFENSE	.361	.368	.339
FT%	.646	.683	.692
REB MARGIN	1.8	33.7	1.0
ASSISTS	13.4	14.0	14.4
TOS	15.2	14.0	15.3
AST-TO	0.9	1.0	0.9
STEALS	6.4	6.4	6.3
BLOCKS	2.2	2.5	3.3

- RECORD BY STARTING LINEUP (8)

Farquhar, Oden, McLaughlin, Traylor, Harris	10-3
Farquhar, Oden, McLaughlin, Diagne, Harris	1-1
Oden, McLaughlin, Traylor, Harris, Grant	1-4
Oden, McLaughlin, Hardin, Diagne, Grant	1-0
Oden, McLaughlin, Hardin, Harris, Grant	2-2
Oden, McLaughlin, Hardin, Harris, Traylor	0-1
Oden, Hardin, Traylor, Grant, Diagne	1-0
Oden, Hardin, Traylor, Diagne, Harris	1-0
Oden, McLaughlin, Traylor, Diagne, Harris	0-2

- TEAM LEADERS

Date	Opponent	Scoring	Rebounds	Assists	Steals	Blocks
11/10	Milwaukee	Oden, 16	Farquhar, 7	Traylor/Makolo, 5	McLaughlin, 2	Harris, 3
11/14	@Chattanooga	Harris, 16	Farquhar, 7	McLaughlin, Traylor, 4	3 tied with 3	Farquhar, 3
11/17	Western Illinois	Oden, 16	Harris, 17	Oden, 6	McLaughlin, 2	Harris, 3
11/24	Northern Illinois	Traylor, 16	Harris, 10	Traylor, 9	3 tied with 2	Harris, 5
11/29	Drake	McLaughlin, 13	Harris, 11	Oden, 6	Oden, Taylor, 3	Harris, 4
11/30	Arizona State	Oden, 16	Harris, Farquhar, 8	Traylor, 2	Traylor, 2	Harris, 3
12/1	Gonzaga	Oden, 9	Harris, 10	Traylor, 4	3 tied, 1	Harris, 3
12/5	at Virginia Tech	Farquhar, 18	Harris, 7	McLaughlin, 7	Oden, 2	Harris, 3
12/8	Kent State	McLaughlin, 34	Farquhar, 8	McLaughlin, Traylor, 4	Makolo, 2	Diagne, Farquhar, 1
12/15	@South Carolina	McLaughlin, 18	Harris, 7	Traylor, 3	3 tied, 2	Harris, 9
12/18	Western Kentucky	McLaughlin, 17	Oden, 9	McLaughlin, Traylor, 5	McLaughlin, 3	Harris, 1
12/21	Bowling Green	Harris, 23	Harris, 14	Traylor, 8	6 tied, 1	Harris, 5
12/28	@Ohio State	Traylor, 15	Farquhar, Oden, 8	Traylor, 3	McLaughlin, 4	Harris, 1
12/31	Wisconsin	McLaughlin, 22	Farquhar, 11	Traylor, 6	McLaughlin, Oden, 1	Harris, 5
1/5	Rutgers	McLaughlin, 17	Harris, Oden, 7	McLaughlin, 5	Hardin, 2	3 Tied, 1
1/9	@Indiana	Harris, 15	Harris, Oden, 5	3 Tied, 3	Grant, Oden, 3	4 Tied, 1
1/12	@Northwestern	Grant, 16	Harris, 14	Traylor, 6	Harris, 3	Harris, 3
1/16	Illinois	McLaughlin, 23	Harris, 10	3 Tied, 5	Traylor, 1	Harris, 4
1/19	Minnesota	Oden, 17	Oden, 7	McLaughlin, 7	Oden, 3	Harris, 7
1/22	@Nebraska	Harris, 25	Harris, 9	Oden, 5	McLaughlin, 2	Harris, 3
1/26	Penn State	Oden, 28	Harris, 12	Oden, 8	McLaughlin, 3	Harris, 2
1/30	@Michigan State	McLaughlin, 24	Oden, Harris, 9	McLaughlin, 5	Oden, 2	Harris, 1
2/3	Indiana	Oden, 24	Harris, 7	McLaughlin, 4	Harris, Oden, 3	Harris, 2
2/6	@Michigan	Harris, 14	Diagne, 6	Oden, 4	3 tied, 2	Harris, 4
2/9	Iowa	Traylor, 24	Diagne, 14	McLaughlin, 4	5 tied, 1	3 tied, 1
2/13	@Wisconsin	Harris, 23	Harris, 12	Hardin, 3	Hardin, 3	3 tied, 1
2/16	@Illinois	Oden, Harris, 16	Oden, Harris, 9	Oden, 4	3 tied, 1	Hardin, 1
2/20	Michigan State	Harris, 20	Harris, 9	Harris, 4	Harris, Diagne, 2	Harris, 1
2/25	@Maryland	Diagne, 12	Harris, 10	Grant, 4	Whilby, 3	Harris, 4
2/29	Ohio State	McLaughlin, 18	Traylor, 7	Traylor, Harris, 3	Oden, 6	Harris, 2
3/5	Michigan State					

- THE STARTERS VS. THE BENCH

	Purdue Starter Pts.	Opp. Starter Pts.	Purdue Bench Pts.	Opp. Bench Pts.
Milwaukee	59	28	9	27
@Chattanooga	43	27	23	7
Western Illinois	57	47	9	12
Northern Illinois	55	41	11	22
Drake	50	30	17	17
Arizona State	51	31	8	19
Gonzaga	33	43	17	20
@Virginia Tech	46	54	8	13
Kent State	56	51	21	13
@South Carolina	39	55	10	30
Western Kentucky	57	41	10	9
Bowling Green	59	52	22	22
@Ohio State	52	29	14	21
Wisconsin	69	53	3	8
Rutgers	39	56	14	3
@Indiana	36	52	12	14
@Northwestern	49	52	7	9
Illinois	74	45	7	22
Minnesota	51	58	8	14
@Nebraska	48	48	28	20
Penn State	75	59	6	9
@Michigan State	73	58	3	6
Indiana	54	62	0	4
@Michigan	36	59	27	7
Iowa	52	78	19	5
@Wisconsin	32	47	30	12
@Illinois	62	39	8	19
Michigan State	50	56	13	9
@Maryland	41	51	4	37
Ohio State	45	55	11	22

- QUARTERS AND HALVES (PURDUE/OPP)

	1Q	2Q	1H	Purdue/Opponent 3Q	4Q	2H	OT	F
Milwaukee	16/10	16/14	32/24	19/13	17/18	36/31		68/55
@Chattanooga	26/12	15/2	41/14	13/8	12/12	25/20		66/34
Western Illinois	15/10	18/14	33/24	16/16	17/19	33/35		66/59
Northern Illinois	19/19	11/16	30/35	21/11	17/17	38/28		68/63
Drake	12/8	29/14	41/22	13/14	13/11	26/25		67/47
Arizona State	8/16	23/11	31/27	15/13	13/12	28/25		59/52
Gonzaga	9/14	11/17	20/31	20/19	10/13	30/32		50/63
@Virginia Tech	13/20	14/9	27/29	17/22	10/16	27/38		54/67
Kent State	19/16	19/8	38/24	17/19	22/21	39/40		77/64
@South Carolina	13/26	12/17	25/43	17/25	7/17	24/42		49/85
Western Kentucky	18/13	13/15	31/28	18/8	18/14	36/22		67/50
Bowling Green	20/20	18/23	38/43	20/13	23/18	43/31		81/74
@Ohio State	15/10	15/13	30/23	23/13	13/14	36/27		66/50
Wisconsin	16/14	19/14	35/28	15/11	22/22	37/33		72/61
Rutgers	9/24	10/4	19/28	17/15	17/16	34/31		53/59
@Indiana	6/14	10/14	16/28	15/22	17/16	32/38		48/66
@Northwestern	16/15	8/16	24/31	14/19	18/11	32/30		61/56
Illinois	21/16	16/10	37/26	20/16	24/25	44/41		81/67
Minnesota	16/16	15/19	31/35	12/19	16/18	28/37		59/72
@Nebraska	26/13	13/16	39/29	15/21	22/18	37/39		76/68
Penn State	17/13	17/16	34/29	27/18	20/21	47/39		81/68
@Michigan State	12/15	24/14	36/29	19/13	21/24	40/37		76/66
Indiana	10/16	11/18	21/34	21/14	12/18	33/32		54/66
@Michigan	13/16	17/22	30/38	18/16	15/12	33/28		63/66
Iowa	18/14	15/25	33/39	24/24	14/20	38/44		71/83
@Wisconsin	14/11	13/15	27/26	21/16	14/17	35/33		62/59
@Illinois	15/16	15/9	30/25	19/10	21/23	40/33		70/58
Michigan State	17/23	14/4	31/27	13/17	19/21	32/38		63/65
@Maryland	12/19	10/16	22/35	14/28	9/25	23/53		45/88
Ohio State	9/18	17/23	26/41	13/19	17/17	30/36		56/77

Michigan State	
B1G Tourney	
B1G Tourney	
NCAA/WNIT	
19-20 Totals	1543 1473 381 440 450/477 458/420 908/897 526/492 490/524 1016/1016 1924/1913
Average ppg	51.4 49.1 12.7 14.7 15/15.9 15.3/14.0 30.3/29.9 17.5/16.4 16.3/17.5 33.9/33.9 64.1/63.8

SINGLE-GAME SCORING

Pts	Player	Opponent	Rd.	Date
1. 31	Stephanie White	Illinois	Finals	3/1/99
1. 31	Shereka Wright	Ohio State	Semis	3/7/04
3. 29	Brittany Rayburn	Michigan State	Quarters	3/2/12
4. 28	Shereka Wright	Iowa	Semis	3/9/03
5. 28	Whitney Bays	Minnesota	2nd	3/5/15

SINGLE-GAME 3-POINT FGS

3FG	Player	Opponent	Rd.	Date
1. 7	Brittany Rayburn	Michigan State	Quarters	3/2/12
5. 5	Ukari Figgs	Ohio State	Semis	2/28/99
5. 5	Katie Douglas	Penn State	Finals	3/5/00
5. 5	Dominique Oden	Indiana	Quarters	3/3/17

SINGLE-GAME FREE THROWS

FT	Player	Opponent	Rd.	Date
1. 12	Shereka Wright	Iowa	Semis	3/9/03
12	Brittany Rayburn	Indiana	1st	3/3/11
3. 10	Shereka Wright	Michigan	Quarters	3/1/02
10	Shereka Wright	Penn State	Finals	3/8/04

SINGLE-GAME REBOUNDS

Reb	Player	Opponent	Rd.	Date
1. 16	Stacey Lovelace	Penn State	Finals	3/4/96
2. 15	Lindsay Wisdom-Hylton	Indiana	Quarters	3/6/09
15	Tamara Farquhar	Nebraska	Second	3/7/19
4. 14	Tonya Kirk	Penn State	Finals	3/4/96
14	Camille Cooper	Michigan	Semis	3/3/01
14	Lindsay Wisdom-Hylton	Michigan State	Semis	3/4/07
14	Ae'Rianna Harris	Nebraska	Second	3/7/19

SINGLE-GAME ASSISTS

Asst	Player	Opponent	Rd.	Date
1. 12	April Wilson	Minnesota	2nd	3/5/15
2. 8	FahKara Malone	Wisconsin	Quarters	3/2/07
3. 8	FahKara Malone	Michigan State	Semis	3/4/07

SINGLE-GAME BLOCKED SHOTS

Blk	Player	Opponent	Rd.	Date
1. 5	Chantel Poston	Nebraska	Finals	3/4/12
5	Ae'Rianna Harris	Illinois	2nd	3/2/17
3. 4	Shereka Wright	Michigan	Quarters	3/1/02
4. 4	Danielle Campbell	Illinois	Finals	3/9/08
4	Liza Clemons	Minnesota	2nd	3/5/15

SINGLE-GAME STEALS

Stl	Player	Opponent	Rd.	Date
1. 8	Michelle Duhart	Penn State	Finals	3/2/98
8	FahKara Malone	Indiana	Quarters	3/7/08
3. 7	Kelly Komara	Wisconsin	Quarters	3/3/00
4. 6	KK Houser	Nebraska	Semis	3/9/13

SINGLE TOURNAMENT SCORING

Pts	Games	Avg.	Player	Season
1. 76	4	19.0	Ashley Morrisette	2017
2. 71	3	23.7	Stephanie White	1999
3. 68	3	22.7	Katie Douglas	2000
68	3	22.7	Katie Gearlds	2007
5. 62	3	20.7	Shereka Wright	2004

SINGLE TOURNAMENT 3-POINT FGS

3FG	Games	Avg.	Player	Season
1. 11	4	2.75	Dominique Oden	2017
2. 10	3	3.33	Ukari Figgs	1999
10	4	2.50	Ashley Morrisette	2017
4. 9	3	3.00	Katie Gearlds	2004
9	3	3.00	Brittany Rayburn	2012

SINGLE TOURNAMENT FREE THROWS

FT	Games	Avg.	Player	Season
1. 23	3	7.67	Shereka Wright	2003
2. 22	3	7.33	Shereka Wright	2004
3. 17	3	5.67	Katie Douglas	2000
17	3	5.67	Katie Douglas	2001
17	3	5.67	FahKara Malone	2008

SINGLE TOURNAMENT REBOUNDING

Reb	Games	Avg.	Player	Season
1. 38	3	12.7	Stacey Lovelace	1996
2. 34	3	11.3	Lindsay Wisdom-Hylton	2007
34	3	11.3	Tamara Farquhar	2019
4. 32	3	10.7	Ae'Rianna Harris	2019

SINGLE TOURNAMENT ASSISTS

Asst	Games	Avg.	Player	Season
1. 23	4	5.75	Ashley Morrisette	2017
2. 21	4	7.00	FahKara Malone	2007
3. 17	2	8.50	April Wilson	2015
17	3	5.67	Ukari Figgs	1999

SINGLE TOURNAMENT BLOCKED SHOTS

Blk	Games	Avg.	Player	Season
1. 8	4	2.00	Ae'Rianna Harris	2017
2. 7	2	3.50	Liza Clemons	2015
7	3	2.67	Lindsay Wisdom-Hylton	2006
4. 6	3	2.00	Danielle Campbell	2008
6	3	2.00	Chantel Poston	2012

SINGLE TOURNAMENT STEALS

Stl	Games	Avg.	Player	Season
1. 17*	3	5.67	FahKara Malone	2008
2. 15	3	5.00	Kelly Komara	2000
3. 12	3	4.00	Katie Douglas	1999
4. 11	3	3.67	Michelle Duhart	1998
5. 10	3	3.33	Lindsay Wisdom-Hylton	2006

CAREER SCORING

Pts	Games	Avg.	Player	Seasons
1. 207	12	17.3	Katie Douglas	1998-01
2. 184	11	16.7	Shereka Wright	2000-04
3. 167	10	16.7	Katie Gearlds	2004-07

CAREER 3-POINT FIELD GOALS

3FG	Games	Avg.	Player	Seasons
1. 24	10	2.40	Katie Gearlds	2004-07
2. 20	10	2.00	Ukari Figgs	1996-99
20	10	2.00	Stephanie White	1996-99

CAREER FREE THROWS

FT	Games	Avg.	Player	Seasons
1. 69	11	6.27	Shereka Wright	2000-04
2. 55	12	4.58	Katie Douglas	1998-01
3. 39	9	4.33	Brittany Rayburn	2009-12

CAREER REBOUNDS

Reb	Games	Avg.	Player	Seasons
1. 83	10	8.30	Lindsay Wisdom-Hylton	2005-09
2. 77	11	7.00	Shereka Wright	2000-04
77	12	6.42	Katie Douglas	1998-01

CAREER ASSISTS

Asst	Games	Avg.	Player	Seasons
1. 42	10	4.20	FahKara Malone	2007-10
42	12	3.50	Katie Douglas	1998-01
3. 39	9	4.33	Ashley Morrisette	2014-17

CAREER BLOCKED SHOTS

Blk	Games	Avg.	Player	Seasons
1. 15	8	1.88	Ae'Rianna Harris	2017-19
2. 14	10	1.40	Lindsay Wisdom-Hylton	2005-09
3. 13	11	1.18	Shereka Wright	2001-04

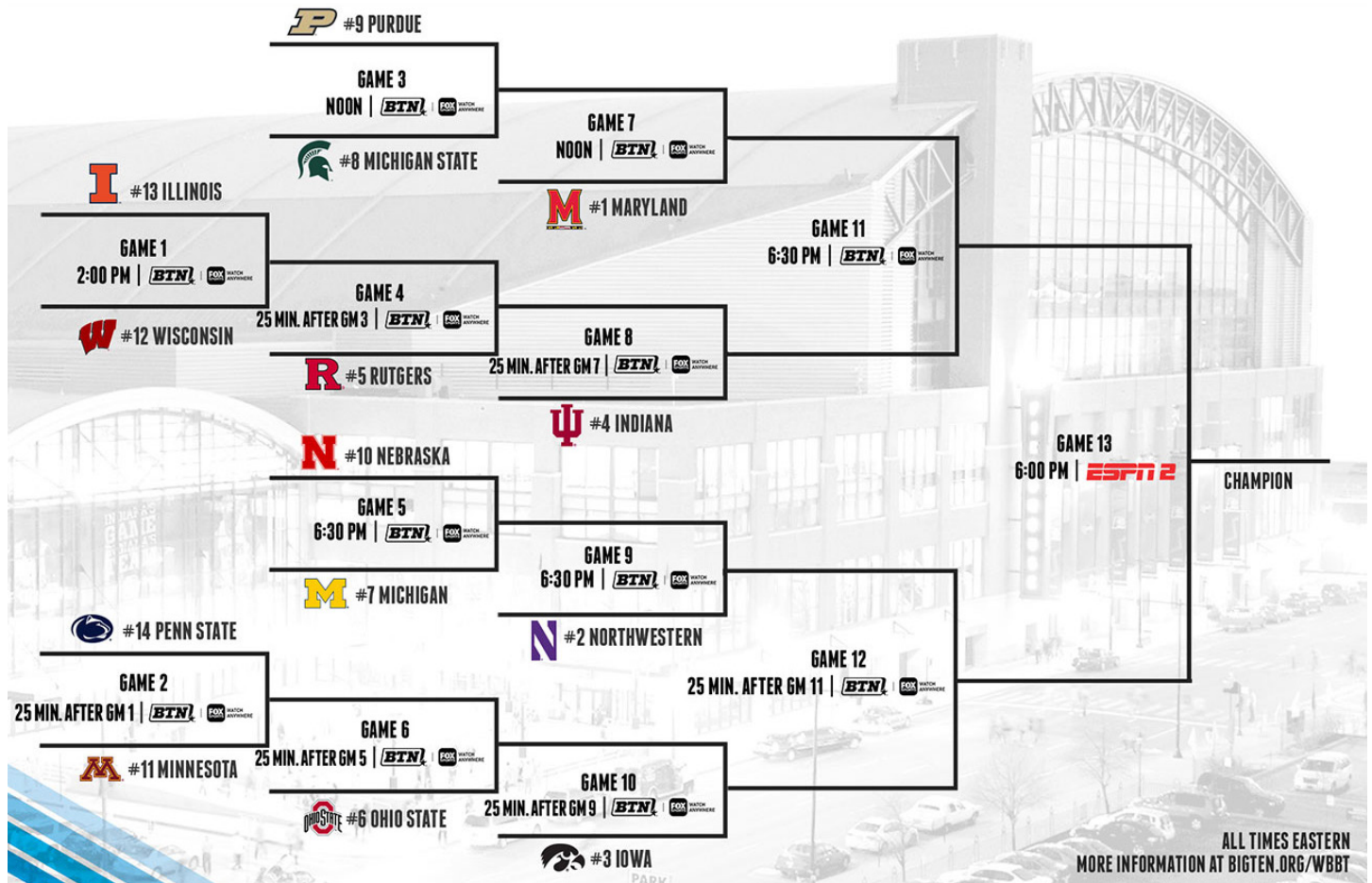
CAREER STEALS

Stl	Games	Avg.	Player	Seasons
1. 37*	10	3.70	FahKara Malone	2007-10
2. 26	12	2.17	Katie Douglas	1998-01
3. 22	10	2.20	Lindsay Wisdom-Hylton	2005-09
22	11	2.00	Kelly Komara	1999-02

TEAM SINGLE-GAME RECORDS

	Total	Opponent	Rd.	Date
Scoring	84	Iowa	Semis	3/9/13
1st Half Scoring	44	Illinois	Finals	3/1/99
	44	Iowa	Semis	3/9/03
2nd Half Scoring	46	Minnesota	2nd	3/5/15
FG%	54.3	Iowa	Semis	3/3/96
Margin of Victory	+27	Iowa	Semis	3/9/13
3FG	11	Michigan State	Quarters	3/2/96
FT	26	Iowa	Semis	3/9/03
Rebounds	54	Penn State	Semis	3/3/12
Fouls	30	Ohio State	Quarters	3/4/95
Assists	24	Minnesota	2nd	3/5/15
Turnovers	5*	Illinois	Quarters	3/3/06
Blocked Shots	10	Nebraska	Finals	3/4/12
Steals	13	Indiana	Quarters	3/7/08

* - Big Ten Tournament Record

ALL TIMES EASTERN
MORE INFORMATION AT BIGTEN.ORG/WBBT

Year	Date	Site	Venue	Round	Opponent	Seeds	W/L	Score	High Scorer (Pts)
1995	March 4	Indianapolis, Ind.	Hinkle Fieldhouse	Quarters	Ohio State	2 / 7	L	59-72	Tonya Kirk (22)
1996	March 2	Indianapolis, Ind.	Hinkle Fieldhouse	Quarters	Michigan State	4 / 5	W	74-66	Tonya Kirk (12)
	March 3	Indianapolis, Ind.	Hinkle Fieldhouse	Semis	Iowa	4 / 1	W	76-68	Jannon Roland (22)
	March 4	Indianapolis, Ind.	Hinkle Fieldhouse	Finals	Penn State	4 / 2	L	69-71	Jannon Roland (18)
1997	March 1	Indianapolis, Ind.	RCA Dome	Quarters	Indiana	1 / 8	L	54-61	Jannon Roland (17)
1998	Feb. 28	Indianapolis, Ind.	RCA Dome	Quarters	Indiana	5 / 4	W	65-56	Stephanie White (19)
	March 1	Indianapolis, Ind.	RCA Dome	Semis	Iowa	5 / 1	W	61-60	Stephanie White (22)
	March 2	Indianapolis, Ind.	RCA Dome	Finals	Penn State	5 / 7	W	59-49	Figgs/Douglas (12)
	March 2	Indianapolis, Ind.	RCA Dome	Finals	Penn State	5 / 7	W	59-49	Figgs/Douglas (12)
1999	Feb. 27	Indianapolis, Ind.	RCA Dome	Quarters	Northwestern	1 / 9	W	79-56	Stephanie White (24)
	Feb. 28	Indianapolis, Ind.	RCA Dome	Semis	Ohio State	1 / 5	W	72-59	Ukari Figgs (21)
	March 1	Indianapolis, Ind.	RCA Dome	Finals	Illinois	1 / 3	W	80-76	Stephanie White (31)
2000	March 3	Indianapolis, Ind.	Conseco Fieldhouse	Quarters	Wisconsin	3 / 6	W	74-65	Katie Douglas (23)
	March 4	Indianapolis, Ind.	Conseco Fieldhouse	Semis	Michigan	3 / 2	W	74-59	Douglas/Cooper (21)
	March 5	Indianapolis, Ind.	Conseco Fieldhouse	Finals	Penn State	3 / 1	W	71-63	Katie Douglas (24)
2001	March 2	Grand Rapids, Mich.	VanAndel Arena	Quarters	Ohio State	1 / 8	W	81-61	Katie Douglas (21)
	March 3	Grand Rapids, Mich.	VanAndel Arena	Semis	Michigan	1 / 5	W	74-55	Katie Douglas (18)
	March 4	Grand Rapids, Mich.	VanAndel Arena	Finals	Iowa	1 / 2	L	70-75	Katie Douglas (23)
2002	March 1	Indianapolis, Ind.	Conseco Fieldhouse	Quarters	Michigan	1 / 9	W	74-67*	Shereka Wright (20)
	March 3	Indianapolis, Ind.	Conseco Fieldhouse	Semis	Indiana	1 / 5	L	41-55	Shereka Wright (16)
2003	March 7	Indianapolis, Ind.	Conseco Fieldhouse	Quarters	Michigan	3 / 11	W	72-50	Erika Valek (19)
	March 9	Indianapolis, Ind.	Conseco Fieldhouse	Semis	Iowa	3 / 7	W	84-57	Shereka Wright (28)
	March 10	Indianapolis, Ind.	Conseco Fieldhouse	Finals	Ohio State	3 / 4	W	67-65	Wright/Noon (19)
2004	March 5	Indianapolis, Ind.	Conseco Fieldhouse	Quarters	Michigan	2 / 7	W	78-55	Shereka Wright (16)
	March 7	Indianapolis, Ind.	Conseco Fieldhouse	Semis	Ohio State	2 / 3	W	67-61	Shereka Wright (31)
	March 8	Indianapolis, Ind.	Conseco Fieldhouse	Finals	Penn State	2 / 1	W	59-58	Shereka Wright (15)
2005	March 5	Indianapolis, Ind.	Conseco Fieldhouse	Quarters	Minnesota	5 / 4	L	68-71	Katie Gearlds (21)
2006	March 3	Indianapolis, Ind.	Conseco Fieldhouse	Quarters	Illinois	2 / 7	W	68-57	Lindsay Wisdom-Hylton (15)
	March 5	Indianapolis, Ind.	Conseco Fieldhouse	Semis	Indiana	2 / 6	W	67-41	Aya Traore (11)
	March 6	Indianapolis, Ind.	Conseco Fieldhouse	Finals	Ohio State	2 / 1	L	60-63	Erin Lawless (17)
2007	March 2	Indianapolis, Ind.	Conseco Fieldhouse	Quarters	Wisconsin	2 / 7	W	82-79*	Katie Gearlds (26)
	March 4	Indianapolis, Ind.	Conseco Fieldhouse	Semis	Michigan State	2 / 3	W	64-61	Erin Lawless (18)
	March 5	Indianapolis, Ind.	Conseco Fieldhouse	Finals	Ohio State	2 / 1	W	64-52	Katie Gearlds (25)
2008	March 7	Indianapolis, Ind.	Conseco Fieldhouse	Quarters	Indiana	3 / 6	W	64-54	FahKara Malone (26)
	March 8	Indianapolis, Ind.	Conseco Fieldhouse	Semis	Iowa	3 / 2	W	80-73	Danielle Campbell (20)
	March 9	Indianapolis, Ind.	Conseco Fieldhouse	Finals	Illinois	3 / 9	W	58-56	Lakisha Freeman (12)
2009	March 6	Indianapolis, Ind.	Conseco Fieldhouse	Quarters	Indiana	3 / 6	W	68-64	Brittany Rayburn (19)
	March 7	Indianapolis, Ind.	Conseco Fieldhouse	Semis	Wisconsin	3 / 7	W	80-73	Lindsay Wisdom-Hylton (17)
	March 8	Indianapolis, Ind.	Conseco Fieldhouse	Finals	Ohio State	3 / 1	L	66-67	Brittany Rayburn (20)
2010	March 5	Indianapolis, Ind.	Conseco Fieldhouse	Quarters	Wisconsin	5 / 4	L	51-73	FahKara Malone (11)
2011	March 4	Indianapolis, Ind.	Conseco Fieldhouse	First	Indiana	7 / 10	W	66-62	Brittany Rayburn (23)
	March 4	Indianapolis, Ind.	Conseco Fieldhouse	Quarters	Penn State	7 / 2	L	61-73	Courtney Moses (17)
2012	March 2	Indianapolis, Ind.	Bankers Life Fieldhouse	Quarters	Michigan State	4 / 5	W	73-64	Brittany Rayburn (29)
	March 3	Indianapolis, Ind.	Bankers Life Fieldhouse	Semis	Penn State	4 / 1	W	68-66	Courtney Moses (21)
	March 4	Indianapolis, Ind.	Bankers Life Fieldhouse	Finals	Nebraska	4 / 6	W	74-70*	KK Houser (19)
2013	March 8	Hoffman Estates, Ill.	Sears Centre	Quarters	Wisconsin	3 / 11	W	74-62	KK Houser (15)
	March 9	Hoffman Estates, Ill.	Sears Centre	Semis	Nebraska	3 / 2	W	77-64	Sam Ostareello (18)
	March 10	Hoffman Estates, Ill.	Sears Centre	Finals	Michigan State	3 / 4	W	62-47	Drey Mingo (24)
2014	March 7	Indianapolis, Ind.	Bankers Life Fieldhouse	Quarters	Iowa	4 / 5	L	80-87	Courtney Moses (24)
2015	March 4	Hoffman Estates, Ill.	Sears Centre	First	Wisconsin	14 / 11	W	58-56	Whitney Bays (16)
	March 5	Hoffman Estates, Ill.	Sears Centre	Second	Minnesota	14 / 6	L	78-82	Whitney Bays (28)
2016	March 3	Indianapolis, Ind.	Bankers Life Fieldhouse	Second	Penn State	6 / 11	W	70-59	April Wilson (22)
	March 4	Indianapolis, Ind.	Bankers Life Fieldhouse	Quarters	Michigan State	6 / 3	L	64-65	Bridget Perry (18)
2017	March 2	Indianapolis, Ind.	Bankers Life Fieldhouse	Second	Illinois	5 / 12	W	72-58	Andreona Keys (26)
	March 3	Indianapolis, Ind.	Bankers Life Fieldhouse	Quarters	Indiana	5 / 4	W	66-60	Dominique Oden (24)
	March 4	Indianapolis, Ind.	Bankers Life Fieldhouse	Semis	Ohio State	5 / 1	W	71-60	Ashley Morrisette (24)
	March 5	Indianapolis, Ind.	Bankers Life Fieldhouse	Finals	Maryland	5 / 2	L	64-74	Ashley Morrisette (18)
2018	March 1	Indianapolis, Ind.	Bankers Life Fieldhouse	Second	Rutgers	8 / 9	L	60-62	Dominique Oden (25)
2019	March 6	Indianapolis, Ind.	Bankers Life Fieldhouse	First	Illinois	11 / 14	W	72-60	Karissa McLaughlin (17)
	March 7	Indianapolis, Ind.	Bankers Life Fieldhouse	Second	Nebraska	11 / 6	W	75-71	Dominique Oden (20)
	March 8	Indianapolis, Ind.	Bankers Life Fieldhouse	Quarters	Rutgers	11 / 3	L	49-64	Tamara Farquhar (12)
2020	March 5	Indianapolis, Ind.	Bankers Life Fieldhouse	Second	Michigan State	9 / 8			

* denotes overtime | ^ denotes double overtime

PURDUE BIG TEN TOURNAMENT CHAMPIONSHIPS

All-Time Record - 44-16 (.733)

9 - 1998, 1999, 2000, 2003, 2004, 2007, 2008, 2012, 2013

RECORD BY SEED

Seed	Record	Seasons
1:	6-3	1997, 1999, 2001, 2002
2:	8-2	1995, 2004, 2006, 2007
3:	14-1	2000, 2003, 2008, 2009, 2013
4:	5-2	1996, 2012, 2014
5:	6-3	1998, 2005, 2010, 2017
6:	1-1	2016
7:	1-1	2011
8:	0-1	2018
9:	0-0	
10:	0-0	
11:	2-1	2019
13:	0-0	
14:	1-1	2015

RECORD VS. SEED

Seed	Record	Last Result
1:	7-2	W 71-70 vs. Ohio State (3/4/17)
2:	3-4	L 60-71 vs. Maryland (3/5/17)
3:	3-2	L 49-64 vs. Rutgers (3/8/19)
4:	4-2	W 66-60 vs. Indiana (3/3/17)
5:	4-2	L 80-87 vs. Iowa (3/7/14)
6:	6-1	W 75-71 vs. Nebraska (3/7/19)
7:	6-1	W 70-56 vs. Wisconsin (3/7/09)
8:	1-1	W 81-61 vs. Ohio State (3/2/01)
9:	3-1	L 60-62 vs. Rutgers (3/1/18)
10:	1-0	W 66-62 vs. Indiana (3/3/11)
11:	4-0	W 70-59 vs. Penn State (3/3/16)
12:	1-0	W 72-58 vs. Illinois (3/2/17)
13:	0-0	N/A
14:	1-0	W 72-60 vs. Illinois (3/6/19)

RECORD BY ROUND

First Round	3-0
Second Round	2-2
Quarterfinals	15-8
Semifinals	14-1
Finals	9-5

* when the tournament expanded to 14 teams in 2015, it added an initial round of two games played between the bottom four seeds

RECORD BY LOCATION

Indianapolis, Ind.	38-14
Hoffman Estates, Ill.	4-1
Grand Rapids, Mich.	2-1

RECORD BY VENUE

Conseco Fieldhouse	21-4
Bankers Life Fieldhouse	9-5
RCA Dome	6-1
Sears Centre	4-1
Hinkle Fieldhouse	2-2
VanAndel Arena	2-1

* Conseco Fieldhouse became Bankers Life Fieldhouse in 2012, Purdue's all-time record in the building is 30-7

PURDUE VS. BIG TEN OPPONENTS IN TOURNAMENT PLAY

Team	Record	Last Meeting
Illinois	5-0	2019 (W, 72-60; first round; Bankers Life Fieldhouse)
Indiana	6-2	2017 (W, 66-60; quarterfinals; Bankers Life Fieldhouse)
Iowa	4-2	2014 (L, 80-87; quarterfinals; Bankers Life Fieldhouse)
Maryland	0-1	2017 (L, 64-74; finals; Bankers Life Fieldhouse)
Michigan	5-0	2004 (W, 78-55; quarterfinals; Conseco Fieldhouse)
Michigan St.	4-1	2016 (L, 64-65; quarterfinals; Bankers Life Fieldhouse)
Minnesota	0-2	2015 (L, 78-82; second round; Sears Centre)
Nebraska	3-0	2019 (W, 75-71; second round; Bankers Life Fieldhouse)
Northwestern	1-0	1999 (W, 79-56; quarterfinals; RCA Dome)
Ohio State	6-3	2017 (W, 71-60; semifinals; Bankers Life Fieldhouse)
Penn State	5-2	2016 (W, 70-59; second round; Bankers Life Fieldhouse)
Rutgers	0-2	2019 (L, 49-64; quarterfinals; Bankers Life Fieldhouse)
Wisconsin	5-1	2015 (W, 74-62; quarterfinals; Bankers Life Fieldhouse)

2019 ALL-BIG TEN CONFERENCE AWARDS

First Team	Second Team	Honorable Mention	Freshman of the Year
Grace Berger, Indiana (Coaches)	Grace Berger, Indiana (media)	Petra Holesinska, Illinois (media)	Ashley Owusu, Maryland (coaches/media)
Ali Patberg, Indiana (coaches/media)	Makenzie Meyer, Iowa (coaches/media)	Jaelynn Penn, Indiana (media)	
Kathleen Doyle, Iowa (COACHES/MEDIA)	Shakira Austin, Maryland (coaches/media)	Taylor Mikesell, Maryland (coaches/media)	All-Freshman Team
Monika Czinano, Iowa (media)	Stephanie Jones, Maryland (coaches/media)	Ashley Owusu, Maryland (Coaches)	Mackenzie Holmes, Indiana (coaches/media)
Kaila Charles, Maryland (COACHES/MEDIA)	Ashley Owusu, Maryland (media)	Blair Watson, Maryland (coaches/media)	McKenna Warnock, Iowa (Coaches)
Naz Hillmon, Michigan (COACHES/MEDIA)	Amy Dilk, Michigan (Coaches)	Taryn McCutcheon, Michigan State (media)	Ashley Owusu, Maryland (COACHES/m)
Lindsey Pulliam, Northwestern (COACHES/MEDIA)	Nia Clouden, Michigan State (coaches/media)	Gadiva Hubbard, Minnesota (media)	Jasmine Powell, Minnesota (coaches/media)
Abi Scheid, Northwestern (Coaches)	Taryn McCutcheon, Michigan State (Coaches)	Jasmine Powell, Minnesota (coaches/media)	Sara Scalia, Minnesota (media)
Dorka Juhasz, Ohio State (coaches/media)	Taiye Bello, Minnesota (coaches/media)	Sara Scalia, Minnesota (media)	Kierstan Bell, Ohio State (coaches/media)
Kamaria McDaniel, Penn State (media)	Veronica Burton, Northwestern (coaches/media)	Leigha Brown, Nebraska (coaches/media)	
Ae' Rianna Harris, Purdue (coaches/media)	Abi Scheid, Northwestern (media)	Kate Cain, Nebraska (coaches/media)	Defensive Player of the Year
Arella Guirantes, Rutgers (Coaches/m)	Kamaria McDaniel, Penn State (media)	Abbie Wolf, Northwestern (coaches/media)	Veronica Burton, Northwestern (coaches/media)
	Imani Lewis, Wisconsin (media)	Sydney Wood, Northwestern (media)	
		Kierstan Bell, Ohio State (coaches/media)	All-Defensive Team
Player of the Year	Sixth Player of the Year	Karissa McLaughlin, Purdue (coaches/media)	Blair Watson, Maryland (coaches/media)
Kathleen Doyle, Iowa (coaches/media)	Leigha Brown, Nebraska (coaches/media)	Dominique Oden, Purdue (coaches/media)	Kate Cain, Nebraska (coaches/media)
		Tekia Mack, Rutgers (coaches/media)	Veronica Burton, Northwestern (coaches/media)
Coach of the Year		Imani Lewis, Wisconsin (coaches/media)	Ae' Rianna Harris, Purdue (coaches/media)
Joe McKeown, Northwestern (coaches/media)			Tekia Mack, Rutgers (coaches/media)



- PURDUE GAME HIGHS

POINTS	81 Penn St. (01/26/2020), 81 Illinois (01/16/2020), 81 Bowling Green (12/21/2019)
FIELD GOALS MADE	35 Penn St. (01/26/2020)
FIELD GOAL ATTEMPTS	70 Ohio St. (02/29/2020)
FIELD GOAL PERCENTAGE	.556 (35-63) Penn St. (01/26/2020)
3 PT FG MADE	9 at Illinois (02/16/2020), 9 at Michigan (02/06/2020), 9 vs Drake (N) (11/29/2019) 9 Northern Ill. (11/24/2019), 9 Milwaukee (11/10/2019)
3 PT FG ATTEMPTS	25 Northern Ill. (11/24/2019)
3 PT FG PERCENTAGE	.600 (9-15) Milwaukee (11/10/2019)
FREE THROWS MADE	21 Kent St. (12/08/2019)
FREE THROW ATTEMPTS	27 Kent St. (12/08/2019)
FREE THROW PERCENTAGE	1.000 (6-6) Penn St. (01/26/2020)
REBOUNDS	56 Western Ill. (11/17/2019)
ASSISTS	23 Penn St. (01/26/2020)
STEALS	12 at Chattanooga (11/14/2019)
BLOCKED SHOTS	11 at South Carolina (12/15/2019)
TURNOVERS	24 at Maryland (02/25/2020)
FOULS	20 at Michigan St. (01/30/2020), 20 Kent St. (12/08/2019) 20 vs Arizona St. (N) (11/30/2019), 20 Milwaukee (11/10/2019)

- OPPONENT GAME HIGHS

POINTS	88 at Maryland (02/25/2020)
FIELD GOALS MADE	38 at Maryland (02/25/2020)
FIELD GOAL ATTEMPTS	77 at Maryland (02/25/2020)
FIELD GOAL PERCENTAGE	.589 (33-56) Iowa (02/09/2020)
3 PT FG MADE	11 Bowling Green (12/21/2019)
3 PT FG ATTEMPTS	26 Western Ill. (11/17/2019)
3 PT FG PERCENTAGE	.538 (7-13) Penn St. (01/26/2020)
FREE THROWS MADE	19 at Northwestern (01/12/2020)
FREE THROW ATTEMPTS	26 at Northwestern (01/12/2020), 26 vs Arizona St. (N) (11/30/2019)
FREE THROW PERCENTAGE	1.000 (4-4) at Illinois (02/16/2020)
REBOUNDS	56 at South Carolina (12/15/2019)
ASSISTS	23 at Maryland (02/25/2020), 23 Iowa (02/09/2020)
STEALS	16 at South Carolina (12/15/2019)
BLOCKED SHOTS	11 at South Carolina (12/15/2019)
TURNOVER	5 21 at Chattanooga (11/14/2019)
FOULS	24 Bowling Green (12/21/2019)

- PURDUE INDIVIDUAL GAME HIGHS

POINTS	34 Karissa McLaughlin vs Kent St. (12/08/2019)
FIELD GOALS MADE	13 Dominique Oden vs Penn St. (01/26/2020)
FIELD GOAL ATTEMPTS	20 Dominique Oden vs Penn St. (01/26/2020)
FIELD GOAL PERCENTAGE (min 5 made)	1.000 (7-7) Ae'Rianna Harris at Illinois (02/16/2020)
3 PT FG MADE	7 Karissa McLaughlin at Michigan St. (01/30/2020)
3 PT FG ATTEMPTS	12 Karissa McLaughlin vs Ohio St. (02/29/2020)
	12 Karissa McLaughlin vs Rutgers (01/05/2020)
3 PT FG PERCENTAGE (min 2 made)	1.000 (3-3) Lyndsey Whilby vs Bowling Green (12/21/2019)
FREE THROWS MADE	10 Dominique Oden at Michigan St. (01/30/2020)
	10 Karissa McLaughlin vs Kent St. (12/08/2019)
FREE THROW ATTEMPTS	12 Dominique Oden at Michigan St. (01/30/2020)
FREE THROW PERCENTAGE (min 3 made)	1.000 (10-10) Karissa McLaughlin vs Kent St. (12/08/2019)
REBOUNDS	17 Ae'Rianna Harris vs Western Ill. (11/17/2019)
ASSISTS	9 Kayana Traylor vs Northern Ill. (11/24/2019)
STEALS	6 Dominique Oden vs Ohio St. (02/29/2020)
BLOCKED SHOTS	9 Ae'Rianna Harris at South Carolina (12/15/2019)
TURNOVERS	7 Kayana Traylor vs Western Ill. (11/17/2019)

- PURDUE GAME LOWS

POINTS	45 at Maryland (02/25/2020)
FIELD GOALS MADE	17 at South Carolina (12/15/2019), 17 vs Gonzaga (N) (12/01/2019)
FIELD GOAL ATTEMPTS	48 at Illinois (02/16/2020), 48 at Michigan St. (01/30/2020)
	48 Rutgers (01/05/2020), 48 Milwaukee (11/10/2019)
FIELD GOAL PERCENTAGE	.286 (20-70) Ohio St. (02/29/2020)
3 PT FG MADE	0 at Virginia Tech (12/05/2019), 0 vs Arizona St. (N) (11/30/2019)
3 PT FG ATTEMPTS	7 at Virginia Tech (12/05/2019)
3 PT FG PERCENTAGE	.000 (0-7) at Virginia Tech (12/05/2019), .000 (0-9) vs Arizona St. (N) (11/30/2019)
FREE THROWS MADE	4 at Maryland (02/25/2020), 4 at Chattanooga (11/14/2019)
FREE THROW ATTEMPTS	6 Penn St. (01/26/2020), 6 at Chattanooga (11/14/2019)
FREE THROW PERCENTAGE	.563 (9-16) at Illinois (02/16/2020)
REBOUNDS	26 at Michigan St. (01/30/2020)
ASSISTS	5 vs Arizona St. (N) (11/30/2019)
STEALS	1 Illinois (01/16/2020)
BLOCKED SHOTS	1 Michigan St. (02/20/2020), 1 at Illinois (02/16/2020)
	1 at Michigan St. (01/30/2020), 1 Western Ky. (12/18/2019)
TURNOVERS	10 Ohio St. (02/29/2020), 10 at Wisconsin (02/13/2020), 10 Indiana (02/03/2020)
FOULS	7 at Maryland (02/25/2020)

- OPPONENT GAME LOWS

POINTS	34 at Chattanooga (11/14/2019)
FIELD GOALS MADE	14 at Chattanooga (11/14/2019)
FIELD GOAL ATTEMPTS	52 at Michigan St. (01/30/2020)
FIELD GOAL PERCENTAGE	.219 (14-64) at Chattanooga (11/14/2019)
3 PT FG MADE	1 vs Gonzaga (N) (12/01/2019), 1 vs Drake (N) (11/29/2019)
3 PT FG ATTEMPTS	8 at South Carolina (12/15/2019)
3 PT FG PERCENTAGE	.053 (1-19) vs Drake (N) (11/29/2019)
FREE THROWS MADE	3 at Chattanooga (11/14/2019)
FREE THROW ATTEMPTS	4 at Illinois (02/16/2020)
FREE THROW PERCENTAGE	.400 (6-15) Illinois (01/16/2020)
REBOUNDS	19 at Illinois (02/16/2020)
ASSISTS	4 at Chattanooga (11/14/2019)
STEALS	2 at Michigan (02/06/2020)
BLOCKED SHOTS	1 vs Drake (N) (11/29/2019)
TURNOVERS	7 at Wisconsin (02/13/2020), 7 Illinois (01/16/2020)
FOULS	7 at Maryland (02/25/2020), 7 at Chattanooga (11/14/2019)

- OPPONENT INDIVIDUAL GAME HIGHS

POINTS	35 Kamaria McDaniel vs Penn St. (01/26/2020)
FIELD GOALS MADE	11 Kamaria McDaniel vs Penn St. (01/26/2020)
FIELD GOAL ATTEMPTS	20 Imani Lewis vs Wisconsin (12/31/2019)
FIELD GOAL PERCENTAGE (min 5 made)	.909 (10-11) Monika Czinano vs Iowa (02/09/2020)
3 PT FG MADE	5 Madisen Parker vs Bowling Green (12/21/2019)
3 PT FG ATTEMPTS	10 Taryn McCutcheon vs Michigan St. (02/20/2020)
	10 Petra Holesinska vs Illinois (01/16/2020)
3 PT FG PERCENTAGE (min 2 made)	1.000 (4-4) Arella Guirantes vs Rutgers (01/05/2020)
FREE THROWS MADE	9 Ali Patberg vs Indiana (02/03/2020)
	9 Kamaria McDaniel vs Penn St. (01/26/2020)
FREE THROW ATTEMPTS	11 Ali Patberg vs Indiana (02/03/2020)
	11 Kamaria McDaniel vs Penn St. (01/26/2020)
FREE THROW PERCENTAGE (min 3 made)	1.000 (5-5) Tory Ozment vs Michigan St. (02/20/2020)
	1.000 (5-5) Brandi Bisping vs Milwaukee (11/10/2019)
REBOUNDS	15 Imani Lewis vs Wisconsin (12/31/2019)
ASSISTS	9 Ashley Owusu at Maryland (02/25/2020)
STEALS	6 Olivia Kaufmann vs Western Ill. (11/17/2019)
BLOCKED SHOTS	5 Abbie Wolf at Northwestern (01/12/2020)
	5 Evan Zars vs Western Ill. (11/17/2019)
TURNOVERS	6 Naz Hillmon at Michigan (02/06/2020)

- RECORDS WATCH

Ae'rianna Harris				
CAREER POINTS				
Harris	16.	1,508		2017-Present
Record Holder	1.	2,405	MaChelle Joseph	1989-92
Next Up	15.	1,527	Stacey Lovelace	1993-96

CAREER DOUBLE-FIGURE SCORING GAMES

Harris	T11.	85		2017-Present
Record Holder	1.	113	MaChelle Joseph	1989-92
Next Up	9.	88	Sharon Versyp	1985-88

CAREER SCORING AVERAGE

Harris	22.	11.2		2017-Present
Record Holder	1.	20.2	MaChelle Joseph	1989-92
Next Up	21.	11.3	Ashley Morrisette	2014-17

CAREER FIELD GOALS MADE

Harris	13.	605		2017-Present
Record Holder	1.	902	MaChelle Joseph	1989-92
Next Up	12.	635	Stacey Lovelace	1993-96

CAREER REBOUNDS

Record Holder	1.	1,061	Ae'rianna Harris	2017-Present
---------------	----	-------	------------------	--------------

CAREER DEFENSIVE REBOUNDS

Record Holder	1.	768	Ae'rianna Harris	2017-Present
---------------	----	-----	------------------	--------------

CAREER OFFENSIVE REBOUNDS

Harris	6.	293		2017-Present
Record Holder	1.	350	Shereka Wright	2001-04
Next Up	5.	303	Lindsay Wisdom-Hylton	2005-09

CAREER REBOUNDS PER GAME

Harris	2.	7.9		2017-Present
Record Holder	1.	8.9	Whitney Bays	2014-15
Next Up	1.	8.9	Whitney Bays	2014-15

CAREER BLOCKS

Record Holder	1.	367	Ae'rianna Harris	2017-Present
---------------	----	-----	------------------	--------------

CAREER DOUBLE-DOUBLES

Record Holder	1.	29	Ae'rianna Harris	2017-Present
---------------	----	----	------------------	--------------

SENIOR BLOCKED SHOTS

Record Holder	1.	83		2019-20
---------------	----	----	--	---------

CAREER GAMES PLAYED

Harris	T7.	134		2017-Present
Record Holder	1.	140	Danielle Campbell	2006-09
Next Up	5.	135	3 Tied	

CAREER GAMES STARTED

Harris	T7.	109		2017-Present
Record Holder	1.	131	Erika Valek	2001-04
Next Up	6.	119	MaChelle Joseph	1989-92

CAREER MINUTES PLAYED

Harris	9.	3,975		2017-Present
Record Holder	1.	4,425	Katie Gearlds	2004-07
Next Up	8.	4,024	Courtney Moses	2011-14

Karissa McLaughlin

CAREER POINTS				
McLaughlin	23.	1,223		2018-Present
Record Holder	1.	2,405	MaChelle Joseph	1989-92
Next Up	22.	1,246	Andreona Keys	2015-18

CAREER DOUBLE-FIGURE SCORING GAMES

McLaughlin	25.	65		2018-Present
Record Holder	1.	113	MaChelle Joseph	1989-92
Next Up	T22.	67	3 Tied	

CAREER 3-POINTERS

McLaughlin	3.	226		2018-Present
Record Holder	1.	240	Courtney Moses	2011-14
Next Up	2.	238	Katie Gearlds	2004-07

CAREER 3-POINT PERCENTAGE

McLaughlin	9.	36.2%		2018-Present
Record Holder	1.	41.9%	Nicole Erickson	1995-96
Next Up	8.	37.9%	Katie Gearlds	2004-07

CAREER ASSISTS

McLaughlin	15.	337		2018-Present
Record Holder	1.	628	MaChelle Joseph	1989-92
Next Up	14.	370	Ashley Morrisette	2014-17

CAREER ASSIST-TO-TURNOVER

McLaughlin	4.	1.54		2018-Present
Record Holder	1.	1.68	April Wilson	2013-16
Next Up	3.	1.64	Katie Gearlds	2004-07

JUNIOR 3-POINTERS

McLaughlin	2.	65		2019-20
Record Holder	1.	71	Beth Jones	2002-03

Dominique Oden				
CAREER POINTS				
Oden	8.	1,740		2017-Present
Record Holder	1.	2,405	MaChelle Joseph	1989-92
Next Up	7.	1,747	Joy Holmes	1988-91

CAREER SCORING AVERAGE

Oden	12.	13.0		2017-Present
Record Holder	1.	20.2	MaChelle Joseph	1989-92
Next Up	11.	13.3	Brittany Rayburn	2009-12

CAREER DOUBLE-FIGURE SCORING GAMES

Oden	6.	97		2017-Present
Record Holder	1.	113	MaChelle Joseph	1989-92
Next Up	5.	101	Katie Douglas	1998-01

CAREER FIELD GOALS MADE

Oden	12.	630		2017-Present
Record Holder	1.	902	MaChelle Joseph	1989-92
Next Up	11.	635	Stacey Lovelace	1993-96

CAREER 3-POINTERS

Oden	5.	192		2017-Present
Record Holder	1.	240	Courtney Moses	2011-14
Next Up	4.	201	Brittany Rayburn	2009-12

CAREER 3-POINT PERCENTAGE

Oden	13.	35.4%		2017-Present
Record Holder	1.	41.9%	Nicole Erickson	1995-96
Next Up	12.	36.4%	Jannon Roland	1994-97

CAREER FREE THROW PERCENTAGE

Oden	4.	81.6%		2017-Present
Record Holder	1.	90.6%	Courtney Moses	2011-14
Next Up	3.	84.1%	Ukari Figgs	1996-99

CAREER ASSISTS

Oden	16.	334		2017-Present
Record Holder	1.	628	MaChelle Joseph	1989-92
Next Up	15.	370	Ashley Morrisette	2014-17

CAREER STEALS

Oden	T19.	175		2017-Present
Record Holder	1.	351	FahKara Malone	2007-10
Next Up	18.	177	Shereka Wright (01-04), Ashley Morrisette (14-17)	

CAREER GAMES PLAYED

Oden	T7.	134		2017-Present
Record Holder	1.	140	Danielle Campbell	2006-09
Next Up	5.	135	3 Tied	

CAREER GAMES STARTED

Oden	2.	130		2017-Present
Record Holder	1.	131	Erika Valek	2001-04

CAREER MINUTES PLAYED

Oden	2.	4,458		2017-Present
Record Holder	1.	4,475	Katie Gearlds	2004-07

- SINGLE-GAME RECORDS

POINTS				
Overall	41	Katie Gearlds	at Wisconsin	2/18/07
Senior	41	Katie Gearlds	at Wisconsin	2/18/07
Junior	37	MaChelle Joseph	at Michigan State	2/15/91
Sophomore	40	Shereka Wright	at Michigan	2/17/02
Freshman	34	Leslie Johnson	at Vanderbilt	12/5/93

FIELD GOALS

Overall	16	MaChelle Joseph	at Michigan State	2/15/91
Senior	14	Jannon Roland	at Ohio State	1/23/97
Junior	16	MaChelle Joseph	at Michigan State	2/15/91
Sophomore	15	Shereka Wright	at Michigan	2/17/02
Freshman	13	Leslie Johnson	vs. Northwestern	2/27/94

3-POINTERS

Overall	12	Brittany Rayburn	at Minnesota	1/12/12
Senior	12	Brittany Rayburn	at Minnesota	1/12/12
Junior	7	Karissa McLaughlin	at Michigan State	1/30/20
Sophomore	9	2x, Karissa McLaughlin	vs. Northwestern	2/17/19
Freshman	6	4x, Karissa McLaughlin	at Michigan	2/1/18

FREE THROWS MADE

Overall	16	Shereka Wright	vs. Penn State	1/16/03
Senior	13	2x, Shereka Wright	at Northwestern	2/15/04
Junior	16	Shereka Wright	vs. Penn State	1/16/03
Sophomore	14	3x, Courtney Moses	at Northwestern	1/26/12
Freshman	14	Leslie Johnson	vs. Ohio State	2/13/94

REBOUNDING

Overall	25	Leslie Schultz	at Miami (OH)	12/2/81
Senior	20	Joy Holmes	at Wisconsin	1/27/91
Junior	25	Leslie Schultz	at Miami (OH)	12/2/81
Sophomore	20	Cathey Tyree	at Michigan State	1/11/85
Freshman	23	Natasha Cender	vs. Michigan	2/7/76
Offensive	12	Joy Holmes	vs. Minnesota	2/10/91
Defensive	16	2x, Whitney Bays	at Dayton	12/7/14

ASSISTS

Overall	16	MaChelle Joseph	vs. Northern Illinois	3/22/92
Senior	16	MaChelle Joseph	vs. Northern Illinois	3/22/92
Junior	14	Lisa Jahner	vs. Michigan	3/7/87
Sophomore	12	MaChelle Joseph	vs. New Mexico State	12/29/89
Freshman	11	3x, Karissa McLaughlin	vs. Penn State	1/28/18

BLOCKS

Overall	11	Danielle Campbell	vs. Butler	11/17/07
Senior	9	Ae'rianna Harris	at #5 South Carolina	12/15/19
Junior	11	Danielle Campbell	vs. Butler	11/17/07
Sophomore	7	3x, Ae'rianna Harris	vs. Lamar	11/18/17
Freshman	7	2x, Nora Kiesler	at Penn State	1/30/16

STEALS

Overall	12	Joy Holmes	vs. Minnesota	1/13/89
Senior	9	Michelle Duhart	vs. Michigan State	2/24/00
Junior	10	Cherelle george	vs. South Carolina	11/26/05
Sophomore	12	Joy Holmes	vs. Minnesota	1/13/89
Freshman	8	FahKara Malone	vs. Illinois	2/8/07

TEAM

Most FG Made	57	vs. Kent State	12/8/90
Fewest FG Made	10	vs. Ohio State	2/7/76
Most FG Attempted	102	at Marion	1/10/78
Fewest FG Attempted	37	at Ohio State	1/13/00
Highest FG %	.735 (36-49)	vs. Penn State	1/28/18
Most 3-PT Made	15	2x, vs. Central Michigan	12/28/13
Most 3-PT Attempted	32	vs. Florida A&M	12/3/94
Highest 3-PT % (min. 10)	.800 (8-10)	vs. Michigan	2/3/95
Most FT Made	39	vs. Washington	3/14/98
Most FT Attempted	46	vs. Rutgers	3/22/99
High FT %	1.000 (17-17)	vs. Ball State	11/10/13
Most Rebounds	83	at Marion	1/10/78
Most Offensive Rebounds	35	vs. Michigan	1/5/94
Most Defensive Rebounds	49	vs. IPFW	11/21/04
Most Fouls	36	vs. Franklin	2/21/78
Fewest Fouls	4	vs. Southern Miss.	2/21/01
Most Assists	34	vs. IPFW	11/21/04
Most Turnovers	48	vs. Northwestern	1/25/79
Fewest Turnovers	2	vs. Northwester	12/29/96
Most Blocks	13	2x, Chicago State	11/22/11
Most Steals	34	vs. South Alabama	12/27/94
Most Points	129	vs. Kent State	12/8/90
Fewest Points	28	vs. Ohio State	2/7/76
Most Points in a Half	68	vs. Kent State	12/8/90
Fewest Points in a Half	13	vs. UConn	3/22/11
Most Points in a Quarter	36	vs. Central Michigan (3rd)	11/10/17
Fewest Points in a Quarter	2	vs. Minnesota (4th)	2/14/19
Most Points in a First Quarter	29	vs. Bradley	12/21/18
Fewest Points in a First Quarter	5	at Indiana	1/6/18
Most Points in a Second Quarter	29	vs. Drake	11/29/19
Fewest Points in a Second Quarter	5	vs. Oklahoma	3/19/16
Most Points in a Third Quarter	36	at Central Michigan	11/10/17
Fewest Points in a Third Quarter	6	vs. Villanova	11/12/16
Most Points in a Fourth Quarter	31	vs. Minnesota	1/14/16
Fewest Points in a Fourth Quarter	2	vs. Minnesota	2/14/19



- THE POLLS

ASSOCIATED PRESS

No.	Team	Record	Points	LW
1.	South Carolina (27)	29-1	747	1
2.	Baylor (2)	27-1	713	2
3.	Oregon (1)	28-2	700	3
4.	Louisville	27-3	641	5
5.	UConn	25-3	618	6
6.	Maryland	25-4	615	7
7.	Stanford	25-5	550	4
8.	UCLA	25-4	541	9
9.	Mississippi St.	25-5	489	10
10.	NC State	25-4	459	8
11.	Northwestern	26-3	450	14
12.	Gonzaga	28-2	447	11
13.	Arizona	23-6	372	13
14.	Oregon St.	22-8	331	17
15.	Texas A&M	22-7	293	12
16.	Kentucky	21-7	259	15
17.	South Dakota	27-2	254	20
18.	DePaul	25-5	247	16
19.	Iowa	23-6	232	18
20.	Indiana	23-7	211	22
21.	Princeton	24-1	153	23
22.	Florida St.	22-7	142	19
23.	Missouri St.	24-4	104	21
24.	Arizona St.	20-10	75	24
25.	Arkansas	22-7	44	-

Others receiving votes: Duke 16, Rutgers 10, Old Dominion 7, Cent Michigan 7, TCU 6, Virginia Tech 4, Marquette 4, James Madison 2, Tennessee 2, Texas 2, LSU 2, FGCU 1.

USA TODAY / WBCA COACHES POLL

No.	Team	Pts	LW	1st
1	South Carolina (29-1)	789	1	23
2	Baylor (27-1)	765	2	6
3	Oregon (28-2)	749	3	3
4	Connecticut (26-3)	690	4	0
5	Louisville (27-3)	674	5	0
6	Maryland (25-4)	629	7	0
7	UCLA (25-4)	584	8	0
8	Stanford (25-5)	582	6	0
9	Mississippi State (25-5)	526	9	0
10	N.C. State (25-4)	488	11	0
11	Gonzaga (28-2)	480	10	0
12	South Dakota (27-2)	400	12	0
13	Northwestern (26-3)	396	19	0
14	Arizona (23-6)	363	13	0
15	Oregon State (22-8)	351	18	0
16	DePaul (25-5)	283	15	0
17	Princeton (24-1)	254	21	0
18	Kentucky (21-7)	250	16	0
19	Texas A&M (22-7)	246	14	0
20	Iowa (23-6)	206	20	0
21	Missouri State (24-4)	197	17	0
22	Indiana (23-7)	180	24	0
23	Florida State (22-7)	100	22	0
24	Florida Gulf Coast (28-3)	57	23	0
25	Arizona State (20-10)	47	NR	0

Others receiving votes: Arkansas 44; Old Dominion 23; Central Michigan 12; Alabama 8; Troy 7; TCU 7; Coastal Carolina 3; Marquette 2; James Madison 2; Duke 2; Dayton 2; Stony Brook 1; Rutgers 1.

- PURDUE RANKINGS

Week	AP	Coaches	RPI
Preseason	-	-	-
Week 1	-	-	-
Week 2	-	-	-
Week 3	-	-	-
Week 4	-	-	-
Week 5	RV	RV	-
Week 6	-	-	25
Week 7	-	-	25
Week 8	-	-	18
Week 9	-	-	13
Week 10	-	-	24
Week 11	-	-	27
Week 12	-	-	25
Week 13	-	-	29
Week 14	-	-	26
Week 15	-	-	34
Week 16	-	-	37
Week 17	-	-	40
Week 18	-	-	46

- THE BIG TEN RACE

Standings	Conf.	Pct.	PF	PA	Overall	Pct.	PF	PA	Home	Away	Neutral	Last 10	Streak
1 Northwestern	16-2	.889	72.3	60.4	26-3	.897	71.3	56.7	14-2	10-1	2-0	9-1	W9
2 Maryland	16-2	.889	81.0	59.7	25-4	.862	83.7	56.7	14-1	9-3	2-0	10-0	W14
3 Iowa	14-4	.778	80.1	71.2	23-6	.793	79.9	69.9	15-0	6-5	2-1	7-3	L1
4 Indiana	13-5	.722	71.5	62.8	23-7	.767	73.1	59.1	11-4	10-2	2-1	8-2	W3
5 Rutgers	11-7	.611	63.4	59.8	21-8	.724	66.8	56.1	14-2	5-6	2-0	6-4	W3
6 Ohio State	11-7	.611	71.3	67.3	18-11	.621	71.2	65.9	8-5	8-5	2-1	7-3	W1
7 Michigan	10-8	.556	68.6	65.3	19-10	.655	71.0	63.0	12-4	6-5	1-1	6-4	L1
8 Michigan State	9-9	.500	65.8	70.8	16-13	.552	69.3	66.2	11-3	4-7	1-3	5-5	W2
9 Purdue	8-10	.444	64.0	66.7	17-13	.567	64.1	63.8	9-6	6-6	2-1	4-6	L3
10 Nebraska	7-11	.389	66.5	68.4	17-12	.586	69.4	65.0	13-4	2-8	2-0	3-7	L1
11 Minnesota	5-13	.278	65.4	73.1	15-14	.517	70.6	68.3	9-8	6-6	0-0	3-7	L6
12 Wisconsin	3-15	.167	63.5	72.5	11-18	.379	64.7	67.5	7-8	3-9	1-1	1-9	L7
13 Illinois	2-16	.111	57.8	76.4	11-18	.379	62.3	71.1	9-9	2-9	0-0	1-9	L6
14 Penn State	1-17	.056	63.7	80.7	7-22	.241	66.7	75.9	5-11	1-10	1-1	0-10	L14

- BIG TEN PLAYER OF THE WEEK

Date	Player	School
Nov. 11	Arella Guirantes	Rutgers
Nov. 18	Nia Clouden	Michigan State
Dec. 2	Grace Berger	Indiana
Dec. 9	Arella Guirantes	Rutgers
Dec. 16	Destiny Pitts	Minnesota
Dec. 23	Dorka Juhász	Ohio State
Dec. 30	Kaila Charles	Maryland
Jan. 6	Kathleen Doyle	Iowa
Jan. 13	Kathleen Doyle	Iowa
Jan. 20	Abi Scheid	Northwestern
Jan. 27	<i>Ae' Rianna Harris</i>	<i>Purdue</i>
Feb. 3	Naz Hillmon	Michigan
Feb. 10	Kaila Charles	Maryland
Feb. 17	Stephanie Jones	Maryland
Feb. 24	Lindsey Pulliam	Northwestern
March 1	Ali Patberg	Indiana

- BIG TEN FRESHMAN OF THE WEEK

Date	Player	School
Nov. 11	Mackenzie Holmes	Indiana
Nov. 18	Ashley Owusu	Maryland
Dec. 2	Ashley Owusu	Maryland
Dec. 9	Sara Scalia	Minnesota
Dec. 16	Kennedi Myles	Illinois
Dec. 23	Jacy Sheldon	Ohio State
Dec. 30	Mackenzie Holmes	Indiana
Jan. 6	Kierstan Bell	Ohio State
Jan. 13	Kierstan Bell	Ohio State
Jan. 20	Mackenzie Holmes	Indiana
Jan. 27	McKenna Warnock	Iowa
Feb. 3	Jasmine Powell	Minnesota
Feb. 10	Ashley Owusu	Maryland
Feb. 17	Madison Greene	Ohio State
Feb. 24	Jasmine Powell	Minnesota
March 1	Ashley Owusu	Maryland

- PURDUE ON THE BIG TEN HONOR ROLL

Date	Player	School
------	--------	--------

- BIG TEN PRESEASON HONORS

PRESEASON ALL-BIG TEN TEAM - COACHES

Ae' Rianna Harris
Karissa McLaughlin

PRESEASON ALL-BIG TEN POLL - COACHES

5. Purdue

PRESEASON ALL-BIG TEN TEAM - MEDIA

Ae' Rianna Harris
Karissa McLaughlin

- TEAM NATIONAL RANKINGS

	National	B1G	Stat
Assist-to-Turnover	133	10	.88
Assists	54	6	432
Assists per Game	84	7	14.4
Blocked Shots	40	4	126
Blocked Shots per Game	59	5	4.2
Fewest Fouls	93	4	444
Fewest Turnovers	259	13	489
Field-Goal %	85	8	41.9
Field-Goal % Defense	171	9	39.8
FT Attempts	161	12	480
FT Made	136	9	341
FT %	136	6	71.0
Fouls Per Game	38	3	14.8
Rebound Margin	135	5	1.7
Rebounds	123	9	1088
Rebounds Per Game	233	13	36.3
Scoring Defense	155	6	63.8
Scoring Margin	188	11	0.4
Scoring Offense	201	13	64.1
Steals	227	11	196
Steals Per Game	267	12	65
3-Pointers FG Defense	155	7	30.8
3-Pointers Made	183	9	161
3-Pointers Per Game	220	9	5.4
3-Point % Percentage	76	6	33.5
Turnover Margin	286	13	-2.6
Turnovers Forced	295	12	13.7
Turnovers Per Game	204	13	16.3
Winning Percentage	140	9	56.7

- INDIV. NATIONAL RANKINGS (TOP-100)

	National	B1G	Stat
Dominique Oden			
Minutes Played	48	3	1021:23
Ae' Rianna Harris			
Blocked Shots	8	2	83
Blocks per Game	11	2	2.77
Field Goal%	105	6	47.4
Minutes Played	102	10	989:50
Rebounds	61	2	250
Rebounds Per Game	105	7	8.3

Karissa McLaughlin			
Minutes Played	98	8	990:39
Minutes Per Game	83	3	35:38
3-Pointers Attempted	45	1	195
3-Pointers Made	69	5	65
3-Pointers Per Game	76	5	2.32

NCAA ACTIVE BLOCKS LEADERS

Player (School)	Blocks	School	Level
Denia Davis-Stewart	379	Merrimack	DI
Ae' Rianna Harris	367	Purdue	DI
Riley Fitzwater	360	Concord	DII
Shanika Peterkin	332	Barton	DII
Sara Hamson	332	BYU	D1
Kayla Cooper-Williams	311	James Madison	DI



- NUMERICAL ROSTER

No.	Name	Yr.	Pos.	Ht.	Hometown (High School / Previous School)
1	Karissa McLaughlin	Jr.	G	5-7	Fort Wayne, Ind. (Homestead)
2	Bria Harmon	Fr.	G	5-7	Atlanta, Ga. (Collins Hill)
3	Lyndsey Whilby	Jr.	G	5-11	Powder Springs, Ga. (McEachern / Texas Tech)
5	Cassidy Hardin	So.	G	5-10	Bargersville, Ind. (Center Grove)
11	Dominique Oden	Sr.	G	5-8	Atlanta, Ga. (Marist)
12	Roxane Makolo	Fr.	G	5-10	St. Hubert, Quebec (Dawson College)
13	Ajah Stallings	So.	G	5-8	Indianapolis, Ind. (North Central)
15	Léony Boudreau	Jr.	G	5-10	Montreal, Quebec (Dawson College)
22	Jenelle Grant	R-Jr.	G/F	6-0	London, England (Harris Westminster / Pacific)
23	Kayana Traylor	So.	G	5-9	Martinsville, Ind. (Martinsville)
25	Tamara Farquhar	Jr.	G/F	6-0	Pierrefonds, Quebec (Dawson College)
30	Nyagoo Gony	So.	F	6-2	Lincoln, Neb. (Lincoln)
32	Ae'rianna Harris	Sr.	F	6-1	Indianapolis, Ind. (Lawrence North)
35	Rickie Woltman	Fr.	F	6-3	St. Louis, Mo. (Incarnate Word)
45	Fatou Diagne	R-Jr.	C	6-4	Thies, Senegal (Kocc Barma / Gulf Coast St. College)

Head Coach: Sharon Versyp - 14th Season - Purdue '88

Senior Associate Head Coach: Melanie Balcomb - 1st Season - Trenton State '84

Associate Head Coach: Beth Couture - 4th Season - Erskine '84

Assistant Coach: Michael Scruggs - 1st Season - Tennessee '08

Director of Basketball Operations: Terry Kix - 14th - Connecticut '85

Director of Player Development & Video Coordination: Alex Guyton - 1st Season - '12

Director of Sports Performance: Jason Pullaara - 1st Season - Purdue '01

Sports Performance Associate: Ben Dilley - 1st Season - Colorado '19

Athletic Trainer: Jessica Lipsett - 17th Season - Illinois '00

Graduate Student Manager: Abby Abel - 1st Season - Purdue '19

Graduate Student Manager: Aaron Rymer - 1st Season - East Tennessee State '19

- ALPHABETICAL ROSTER

No.	Name	Class
15	Leony Boudreau	Jr.
45	Fatou Diagne	R-Sr.
25	Tamara Farquhar	Jr.
30	Nyagoo Gony	So.
22	Jenelle Grant	R-Jr.
5	Cassidy Hardin	So.
32	Ae'rianna Harris	Sr.
2	Bria Harmon	Fr.
12	Roxane Makolo	Fr.
1	Karissa McLaughlin	Jr.
11	Dominique Oden	Sr.
13	Ajah Stallings	So.
23	Kayana Traylor	So.
3	Lyndsey Whilby	Jr.
35	Rickie Woltman	Fr.

- PRONUNCIATIONS

Abby Abel	able
Léony Boudreau	LEE-oh-NEE BOO-drouh
Fatou Diagne	FAH-too de-yahn
Tamara Farquhar	tuh-MARE-uh FAR-quar
Bria Harmon	BREE-uh
Ae'rianna Harris	AIR-ee-AH-nuh
Nyagoo Gony	NYA-gwah GOH-nee (Think 3 Stooges laugh)
Karissa McLaughlin	mick-LAUF-lynn
Ajah Stallings	asia
Kayana Traylor	KAY-ah-nuh (ah-nuh as in Frozen princess)
Sharon Versyp	VRR-sip
Beth Couture	COO-chur

- BY LOCATION

<u>Indiana</u>	<u>5</u>
1 Karissa McLaughlin	Fort Wayne
5 Cassidy Hardin	Bargersville
13 Ajah Stallings	Indianapolis
23 Kayana Traylor	Martinsville
32 Ae'rianna Harris	Indianapolis

<u>International</u>	<u>5</u>
12 Roxane Makolo	Quebec, Canada
15 Leony Boudreau	Quebec, Canada
22 Jenelle Grant	London, England
25 Tamara Farquhar	Quebec, Canada
45 Fatou Diagne	Thies, Senegal

<u>Georgia</u>	<u>3</u>
2 Bria Harmon	Atlanta
3 Lyndsey Whilby	Powder Springs
11 Dominique Oden	Atlanta

<u>Missouri</u>	<u>1</u>
35 Rickie Woltman	St. Louis

<u>Nebraska</u>	<u>1</u>
30 Nyagoo Gony	Lincoln

- BY CLASS

<u>Freshman</u>	<u>3</u>
2 Bria Harmon	G
12 Roxane Makolo	G
35 Rickie Woltman	F

<u>Sophomore</u>	<u>4</u>
5 Cassidy Hardin	G
13 Ajah Stallings	G
23 Kayana Traylor	G
30 Nyagoo Gony	F

<u>Junior</u>	<u>6</u>
1 Karissa McLaughlin	G
3 Lyndsey Whilby	G
15 Leony Boudreau	G
22 Jenelle Grant	G/F
25 Tamara Farquhar	G/F
45 Fatou Diagne	C

<u>Senior</u>	<u>2</u>
11 Dominique Oden	G
32 Ae'rianna Harris	F



#1 // Karissa McLaughlin
Junior // Guard
Fort Wayne, Ind.



#2 // Bria Harmon
Freshman // Guard
Atlanta, Ga.



#3 // Lyndsey Whilby
Junior // Guard
Powder Springs, Ga.



#5 // Cassidy Hardin
Sophomore // Guard
Bargersville, Ind.




#11 // Dominique Oden
Senior // Guard
Atlanta, Ga.



#12 // Roxane Makolo
Freshman // Guard
Saint-Hubert, Quebec



#13 // Ajah Stallings
Sophomore // Guard
Indianapolis, Ind.



#15 // Léony Boudreau
Junior // Guard
Montreal, Quebec



#22 // Jenelle Grant
RS Junior // Guard/Forward
London, Eng.




#23 // Kayana Traylor
Sophomore // Guard
Martinsville, Ind.



#25 // Tamara Farquhar
Junior // Guard/Forward
Pierrefonds, Quebec



#30 // Nyagoo Gony
Sophomore // Forward
Lincoln, Neb.



#32 // Ae'rianna Harris
Senior // Forward
Indianapolis, Ind.



#35 // Rickie Woltman
Freshman // Forward
St. Louis, Mo.



#45 // Fatou Diagne
RS Junior // Center
Thies, Senegal



Sharon Versyp
Head Coach
14th season



Melanie Balcomb
Sr. Associate Head Coach
1st season



Beth Couture
Associate Head Coach
4th season



Michael Scruggs
Assistant Coach
1st season



Terry Kix
Director of Operations
14th season



- HEAD COACH SHARON VERSYP

- Eighth head coach in Purdue history, owns the longest coaching tenure with the Boilermakers, in her 14th season at her alma mater
- The winningest coach in program history with 293 victories, including a program record 136 in Big Ten Conference play
- Led Purdue to a program-record nine NCAA Tournament appearances, advancing to two Elite Eights, two Sweet 16's and a 12-9 career record in the national tournament
- Has a Big Ten Tournament-record 24 career wins at the conference tournament, including 22 at Purdue, leading the Boilermakers to six final appearances and four tournament titles with the Old Gold & Black
- Mentored four All-Americans, four NCAA Regional All-Tournament players, 32 All-Big Ten honorees, two Big Ten Defensive Players of the Year, two Big Ten Tournament Most Outstanding Players, 16 All-Big Ten Tournament award winners and a trio of WNBA Draft picks
- Current member of the Region 4 WBCA Division I Coaches' All-America selection committee, the Wade Trophy selection committee and the Lisa Leslie Award selection committee
- Additionally she has coached an Academic All-American, a Rhodes Scholar Finalist, 12 Big Ten Distinguished Scholars, 51 Academic All-Big Ten honorees, two members of the Allstate Good Works Team and a Honda Inspiration Award winner
- Twelve of her 15 recruiting classes have been ranked in the top-25 in the country

Andreona Keys

- No. 21 all-time scorer at Purdue, finishing with 1,246 career points
- One-of-three players in program history with 1,000 points, 600 rebounds and 300 assists (Stephanie White, Katie Douglas)
- Played 4,000 career minutes, one of eight players at Purdue to exceed the mark

Ashley Morrisette

- No. 14 all-time scorer at Purdue, finishing with 1,416 career points
- 2017 First Team All-Big Ten, Big Ten All-Defensive Team and Big Ten All-Tournament honoree
- Set a Purdue record with a 3 in 25 straight games, finished sixth all-time with 181 career 3's
- Dished out 172 assists as a senior, third-best single-season total in program history

April Wilson

- 1-of-5 players in program history to total 1,000 points, 500 assists and 200 steals
- First player to lead Purdue in scoring, assists and steals since Katie Douglas in 2001
- Best assist/turnover ratio in school history
- Two-time All-Big Ten honoree, 2016 Big Ten All-Defensive Team

Whitney Bays

- Set a new career rebounding average record in 2014-15, grabbing 8.9 boards per game in 62 career appearances
- Posted a Purdue single-season best 15 double-doubles in 2015, including a school record nine straight
- 2014 Big Ten Sixth Player of the Year
- Two-time All-Big Ten honoree

KK Houser

- 1-of-7 players in school history with at least 400 career assists and 200 career steals
- Top-10 in Purdue history in career assists (seventh) and steals (ninth)
- Three-time All-Big Ten honoree

Courtney Moses

- Top 3-point and free-throw shooter in school history
- Second all-time at Purdue with 129 career starts
- 2014 First Team All-Big Ten, Allstate Good Works Team

Drey Mingo

- 2013 Honorable Mention All-America, Honda Inspiration Award and V Foundation Comeback of the Year Finalist
- Two-time All-Big Ten honoree and 2013 Big Ten Tournament Most Outstanding Player

Sam Ostarello

- Two-time All-Big Ten honoree
- Set a Purdue single-season record and led the Big Ten Conference with 341 rebounds in 2012-13
- No. 2 all-time at Purdue with 901 career rebounds

Brittany Rayburn

- 2012 Second Team Academic All-America
- Three-time All-Big Ten honoree and 2012 Big Ten Tournament Most Outstanding Player
- NCAA single-game 3-point field goal record holder, making 12 at Minnesota on Jan. 12, 2012

FahKara Malone

- Two-time All-Big Ten honoree and 2008 Big Ten Tournament Most Outstanding Player
- Purdue career steals leader with 351, and fifth all-time with 513 assists
- 1-of-2 players in school history with at least 500 assists and 300 steals

Lindsay Wisdom-Hylton

- 2007 and 2009 Honorable Mention All-America
- 2007 Big Ten Defensive Player of the Year and 2007 and 2009 First Team All-Big Ten
- Purdue career leader with 968 rebounds and 281 blocked shots
- Only player in school history to record at least 1,000 points, 900 rebounds, 200 assists, 300 steals and 200 blocks

Katie Gearlds

- 2007 Third-Team All-America
- Four-time All-Big Ten honoree, earning first-team recognition in 2006 and 2007
- 2007 Big Ten Tournament Most Outstanding Player and 2004 Big Ten Freshman of the Year
- No. 4 scorer in Purdue history with 1,974 career points

- VERSYP QUICK FACTS

Hometown: Mishawaka, Indiana
 High School: Mishawaka High School
 Degree: Purdue, 1989

Coaching Experience

Years	School, Position
1989-93	Lawrence North High School, head coach
1993-96	Benton Central High School, head coach
1996-97	Louisville, assistant coach
1997-2000	James Madison, assistant coach
2000-05	Maine, head coach
2005-06	Indiana, head coach
2006-pres.	Purdue, head coach

Playing Experience: Purdue, 1985-88

Four-year starter
2x All-Big Ten Honorable Mention (1986, 1987)
1988 Second Team All-Big Ten
3x Academic All-Big Ten
1988 Big Ten Medal of Honor Nominee
1988 Purdue Athlete of the Year
1987 Academic All-District
1988 Second Team Academic All-America
1,000 Point Club (1,565 / 13th all-time)

Coaching Honors

2003 America East Coach of the Year
2005 America East Coach of the Year
2007 District VI Coach of the Year
2010 Indiana Basketball Hall of Fame
2013 New England Basketball Hall of Fame
2014 ESPNW Big Ten Coach of the Year

Coaching Tree

Katie Gearlds
Head Coach, Marian University
FahKara Malone
Assistant Coach, University of Indianapolis
Nadine Morgan
Former Associate Head Coach, Purdue University
Christy Smith
Former Head Coach, University of Incarnate Word
Lindsay Wisdom-Hylton
Assistant Coach, University of Wisconsin
Alex Guyton
Director of Player Development/Video, Purdue University



- VERSYP'S HOME RECORD AT PURDUE

Year	Non-Conf.	Big Ten	Overall
2006-07	6-0	6-2	12-2
2007-08	4-3	8-1	12-4
2008-09	5-1	7-2	12-3
2009-10	4-5	8-1	12-6
2010-11	8-1	6-2	14-3
2011-12	7-2	6-2	13-4
2012-13	5-0	5-3	10-3
2013-14	6-1	6-2	12-3
2014-15	5-2	1-8	6-10
2015-16	6-1	6-3	12-4
2016-17	5-3	5-3	10-6
2017-18	6-2	5-3	11-5
2018-19	7-1	6-3	13-4
2019-20	6-0	3-6	9-6
TOTALS	80-22 (.782)	78-41 (.682)	158-63 (.730)

- WINS OVER TOP-25 TEAMS (33)

Date	Opponent	Site	Result
11/17/06	#23 Washington	Home	88-64
11/19/06	#16 Baylor	Away	69-55
01/11/07	#20 Michigan State	Away	70-60
03/04/07	#22 Michigan State	Neutral*	64-61
03/05/07	#5 Ohio State	Neutral*	64-52
03/25/07	#13 Georgia	Neutral#	76-63
02/07/08	#19 Ohio State	Home	68-67
03/23/08	#17 Utah	Home#	66-59
01/05/09	#4 Texas	Home	66-55
03/23/09	#11 North Carolina	Neutral#	85-70
01/25/10	#4 Ohio State	Home	63-61
01/28/10	#23 Penn State	Away	80-76 (OT)
02/03/11	#20 Iowa	Home	60-41
12/04/12	#4 Texas A&M	Home	60-51
03/03/12	#9 Penn State	Neutral*	68-66
03/04/12	#24 Nebraska	Neutral*	74-70 (2OT)
01/05/13	#19 Nebraska	Away	69-66 (OT)
01/27/13	#25 Michigan State	Away	67-62 (OT)
03/09/13	#21 Nebraska	Neutral*	77-64
01/12/14	#14 Penn State	Away	84-74
01/19/14	#18 Nebraska	Away	77-75
03/02/14	#16 Nebraska	Home	82-66
01/22/15	#21 Minnesota	Away	90-88 (OT)
11/28/15	#22 Louisville	Neutral	62-60
01/07/16	#16 Northwestern	Away	85-71
03/04/17	#9 Ohio State	Neutral*	71-60
01/10/18	#21 Rutgers	Home	47-33
01/13/18	#18 Iowa	Away	76-70
02/01/18	#13 Michigan	Away	81-79 (OT)
02/15/18	#10 Maryland	Away	75-65
11/29/18	#21 Miami	Home	74-63
01/10/19	#17 Iowa	Home	62-57
01/20/19	#25 Indiana	Home	56-53

* - Big Ten Tournament
- NCAA Tournament

- VERSYP OVERALL YEAR-BY-YEAR

Year	School	Overall	Conf.	Post.	Rank
2000-01	Maine	12-16	9-9	--	--/--
2001-02	Maine	16-12	9-7	--	--/--
2002-03	Maine	25-6	16-0	WNIT (0-1)	--/--
2003-04	Maine	25-7	17-1	NCAA (0-1)	--/--
2004-05	Maine	20-10	16-2	WNIT (0-1)	--/--
2005-06	Indiana	19-14	9-7	WNIT (2-1)	--/--
2006-07	Purdue	31-6	14-2	NCAA (3-1)	11/7
2007-08	Purdue	19-15	11-7	NCAA (1-1)	--/--
2008-09	Purdue	25-11	13-5	NCAA (3-1)	RV/16
2009-10	Purdue	15-17	9-9	WNIT (1-1)	--/--
2010-11	Purdue	21-12	9-7	NCAA (1-1)	--/--
2011-12	Purdue	25-9	11-5	NCAA (1-1)	13/18
2012-13	Purdue	25-9	10-6	NCAA (1-1)	21/20
2013-14	Purdue	22-9	11-5	NCAA (1-1)	19/21
2014-15	Purdue	11-20	3-15	--	--/--
2015-16	Purdue	20-12	10-8	NCAA (0-1)	--/--
2016-17	Purdue	23-13	10-6	NCAA (1-1)	RV/--
2017-18	Purdue	20-14	9-7	WNIT (2-1)	--/--
2018-19	Purdue	19-14	8-10	--	--/--
2019-20	Purdue	17-13	8-10	--	--/--

- VERSYP MILESTONE WINS

Win	Score	Opponent	Date	Note
1	66-51	Fordham	11/19/00	
100	68-51	Belmont	11/29/05	
118	67-43	Belmont	11/9/06	First Win at Purdue
145	64-52	Ohio State	3/5/07	'07 B1G Tourney Title
146	63-42	Oral Roberts	3/17/07	1st NCAA Tourney Win
166	58-56	Illinois	3/9/08	'08 B1G Tourney Title
200	53-42	Northwestern	1/10/10	
217	65-64	Michigan	1/6/11	100th Win at Purdue
252	74-70 (2OT)	Nebraska	3/4/12	'12 B1G Tourney Title
277	62-47	Michigan State	3/10/13	'13 B1G Tourney Title
300	84-55	Akron	3/22/14	'14 NCAA 1st Round
317	61-58	Dayton	12/6/15	200th Win at Purdue
324	63-53	Indiana	1/10/16	Purdue Wins Record
384	60-42	Ohio State	12/28/18	Purdue B1G Wins Record
400	77-64	Kent State	12/8/19	
403	81-74	Bowling Green	12/21/19	450th game at Purdue

NATIONAL AWARD WINNERS

Katie Gearlds

2007 Associated Press Third Team All-America
2007 Kodak/WBCA Honorable Mention All-America

Drey Mingo

2013 Associated Press Honorable Mention All-America
2013 Honda Inspiration Award
2011 V Foundation Comeback of the Year Finalist
2013 V Foundation Comeback of the Year Finalist
2013 Allstate Good Works Team

Lauren Mioton

2008 Rhodes Scholar Finalist

Courtney Moses

2014 Allstate Good Works Team

Brittany Rayburn

2012 Second Team Academic All-America
NCAA Postgraduate Scholarship

Lindsay Wisdom-Hylton

2007 Associated Press Honorable Mention All-America
2007 Kodak/WBCA Honorable Mention All-America
2009 Kodak/WBCA Honorable Mention All-America

Ae'rianna Harris

2019 Associated Press Honorable Mention All-America

- VERSYP AT PURDUE YEAR-BY-YEAR

Year	Overall	B1G	Non-Conf.	B1G Tourney	NCAAs	Home	Road	Neutral	vs. Top-25	Unranked
2006-07	31-6	14-2	17-4	3-0	3-1	12-2	11-3	8-1	6-4	25-2
2007-08	19-15	11-7	8-8	3-0	1-1	12-4	4-8	3-3	2-6	17-9
2008-09	25-11	13-5	12-6	2-1	3-1	12-3	7-5	6-3	2-7	23-4
2009-10	15-17	9-9	6-8	0-1	0-0	12-6	3-10	0-1	2-4	13-13
2010-11	21-12	9-7	12-5	1-1	1-1	14-3	4-8	3-1	1-5	20-7
2011-12	25-9	11-5	14-4	3-0	1-1	13-4	7-5	5-0	3-6	22-3
2012-13	25-9	10-6	15-3	3-0	1-1	10-3	9-4	6-2	3-4	22-5
2013-14	22-9	11-5	11-4	0-1	1-1	12-3	9-4	1-2	3-5	19-4
2014-15	11-20	3-15	8-5	1-1	0-0	6-10	3-8	2-2	1-5	10-15
2015-16	20-12	10-8	10-4	1-1	0-1	12-4	5-5	3-3	2-7	18-5
2016-17	23-13	10-6	13-7	3-1	1-1	10-6	7-5	6-3	1-6	22-7
2017-18	20-14	9-7	11-7	0-1	0-0	11-5	8-7	1-2	4-1	16-13
2018-19	19-15	8-10	11-5	2-1	0-0	13-4	3-8	3-2	3-6	16-9
2019-20	17-13	8-10	9-3	-	-	9-6	6-6	2-2	0-6	17-8
Totals	293-175	136-102	157-73	22-9	12-9	158-63	86-86	49-27	33-71	260-104
Pct.	.631	.582	.686	.733	.571	.727	.497	.653	.333	.719



- THE BIG THREE**KARISSA MCLAUGHLIN**

JUNIOR
GUARD
5-7
FORT WAYNE, IND.
HOMESTEAD HS

2019-20 / AS A JUNIOR

- Named Preseason All-Big Ten by coaches and media
- Set a career high with 34 points against Kent State
- 35th 1,000-point scorer in program history, 21st prior to her 100th game and 18th as a junior
- Fourth player to make 200 3-pointers in program history and the 16th 300-assist club member
- All-Big Ten Honorable Mention

2018-19 / AS A SOPHOMORE

- Named First-Team All-Big Ten by both the coaches and media, becoming the third sophomore in program history to earn the honor (McChelle Joseph, Shereka Wright)
- Her 510 points were third-most by a sophomore in program history, and her 863 career points are fourth-most by a Purdue player over their first two seasons
- Tied Purdue's single-season 3-point record with 88 triples, matching Katie Gearlds' total from 2006-07
- Made a 3-point field goal in 15 consecutive games from marking the third-longest streak in program history
- Dished out 129 assists, the third-highest total all-time for a Purdue sophomore, and became the sixth Boilermaker to deal at least 100 in each of their first two seasons
- Tied Purdue's single-game 3-point percentage record, going 5-of-5 from distance against Miami

2017-18 / AS A FRESHMAN

- Earned Big Ten All-Freshman Team honors, becoming the 10th Boilermaker to earn first-year recognition and the fifth under Versyp (first since 2013)
- Her 75 3-pointers were a Purdue freshman record, and third-most in a season all-time for the Boilermakers
- Was the sixth freshman in program history to lead the team in assists
- Hit the game-winning shot in the opening round of the WNIT, canning a jumper with six seconds left to win at IUPUI
- Named the Purdue Female Breakout Athlete of the Year at the 2018 Golden Pete Awards

HIGH SCHOOL

- Four-year letterwinner at Homestead High School
- Led the Spartans to a 103-10 mark over her four-year career, including the 2017 Indiana High School 4A State Championship and a 42-0 career record at home
- Added four sectional championships, four conference titles, three regional championships and two semi-state titles
- Scored a school-record 2,586 career points at Homestead, and marks for free throw percentage (92 percent), single-season scoring (778), single-game scoring (40) and single-game 3's (12)
- Her career scoring total is ranked in the top-10 all-time in Indiana

NOTEWORTHY

- 2017 Gatorade Indiana Player of the Year
- 2017 Indiana Miss Basketball
- McDonald's All-America nominee
- Rated No. 61 player in the country and No. 10 point guard by ESPN HoopGurlz
- Three-time First Team All-State honoree (2015-17)
- Went to same high school as Caleb Swanigan (Homestead)

PERSONAL

- Full name: Karissa Ilene McLaughlin
- Major: Management
- Birthday: Oct. 29, 1998
- City Born: Warsaw, Ind

FAVORITES

Athlete: Steph Curry
Sports Team: Golden State Warriors
Movie: She's the Man
Karaoke Song: This Is Me - Demi Lovato
Snack: Pretzel Peanut Butter Nuggets
Binge Show: Scandal
Nickname Growing Up: Rissy Poo

**DOMINIQUE ODEN**

SENIOR
GUARD
5-8
ATLANTA, GA.
MARIST HS

2018-19 / AS A JUNIOR

- Named Honorable Mention All-Big Ten by the coaches and media, marking her second straight season with all-conference honors
- Became the 33rd 1,000-point scorer in program history, the 16th to eclipse it as a junior and 1-of-7 to hit the mark in less than 80 games
- Scored in double figures in 29-of-34 games in 2018-19
- 15th player in program history to hit 1,500 points in a career
- Posted her first career double-double with 19 points and a career-high 10 rebounds against South Carolina
- Joined 300 assist club as the 17th member
- 2019 Academic All-Big Ten
- All-Big Ten Honorable Mention

2017-18 / AS A SOPHOMORE

- Named Second Team All-Big Ten by the coaches and media after leading the Boilermakers in scoring in conference play with 15.5 points per game
- Posted nine 20-point outings on the season
- Was the first player in program history to hit at least 50 3-pointers in each of her first two seasons, and broke the program's sophomore record with 64
- First Boilermaker to score 20 in three straight since Brittany Rayburn in the 2009-10 season
- Named to the 2017 BTI Invitational all-tournament team

2016-17 / AS A FRESHMAN

- Made a then-Purdue freshman record 61 3-pointers, breaking the previous mark of 54 set by Courtney Moses in 2013-14,
- Scored the third-most points of any freshman in program history
- Hit 11 3's in the Big Ten Tournament, matching the 10th-highest total in tournament history
- 1-of-5 freshman to start under head coach Sharon Versyp
- Received the Dr. Ruth Jones Memorial Award at the postseason banquet

HIGH SCHOOL

- Four-year varsity letterwinner at the Marist School in Atlanta
- Scored more than 2,000 career points at Marist
- Named Marist's top offensive player as a senior, junior and sophomore and their top defensive player as a freshman
- Led her team to the 2015 AAAA Regional Championship
- Named First Team All-State in 2016 and Second Team All-State in 2015 by the Atlanta Journal Constitution
- Four-year honor roll student at Marist and a member of the National Honor Society and Spanish National Honor Society

NOTEWORTHY

- Rated a three-star player by ESPN HoopGurlz, and the No. 27 point guard in the nation
- Named the No. 74 recruit in the country by JumpOffPlus/Prospectnation.com
- Attended the same high school as 2013 honorable mention All-American Drey Mingo

PERSONAL

- Full name: Dominique Gibaud Oden
- Major: Civil Engineering
- Birthday: April 7, 1998
- City Born: New Orleans, Louisiana
- Relocated to Atlanta due to Hurricane Katrina

FAVORITES

Movie: Inception
Sports Movie: Coach Carter
Sport Outside Basketball: Volleyball
Singer/Artist: Ariana Grande
Karaoke Song: Let me Love You - Mario
Food: Anything Mom cooks
Binge Show: Game of Thrones

**AE'RIANNA HARRIS**

SENIOR
FORWARD
6-1
INDIANAPOLIS, IND.
LAWRENCE NORTH HS

2019-20 / AS A SENIOR

- Named Preseason All-Big Ten by coaches and media
- Tabled to Lisa Leslie Award Preseason Finalist
- Semifinalist for the Naismith Defensive Player of the Year
- Placed on the Women's Citizen Naismith Trophy Watch List
- Garnered a spot on Wade Trophy Watch List
- On pace to be the first Boilermaker to join 1,000-point, 1,000 rebound and 300-block club and second in B1G history
- No. 24 ranked player in ESPNW's Preseason Top-25
- Owns the all-time rebounds and defensive boards career record
- Second player in Big Ten history with 1,000 points, 1,000 rebounds and 300 blocks
- Big Ten Player of the Week, Jan. 27

2018-19 / AS A JUNIOR

- 2019 AP Honorable Mention All-America
- 2019 Naismith Defensive Player of the Year Finalist
- 2019 Big Ten Defensive Player of the Year
- One-of-4 players in conference history to win Big Ten Defensive Player of the Year in back-to-back seasons
- Named Second Team All-Big Ten and a unanimous pick for the Big Ten All-Defensive Team
- Became the 34th 1,000-point scorer in program history and the 17th individual to hit the mark during her junior season
- Set Purdue's single-game field goal percentage record against Purdue Fort Wayne on Nov. 18, hitting 10-of-10 from the field
- Broke the Boilermakers' career blocked shots record in three seasons, finishing 2018-19 with 284 rejections
- One-of-two players in Big Ten history to post at least two seasons with 300 points, 300 rebounds and 100 blocked shots (Amanda Zahui B., Minnesota)

2017-18 / AS A SOPHOMORE

- 2018 Big Ten Defensive Player of the Year
- Named second team All-Big Ten by the media and coaches
- Has the most rebounds (491) and blocked shots (180) of any player in program history over their first two seasons
- Broke the Purdue sophomore rebounding and average record
- Her 105 blocks are second on Purdue's single-season record list

2016-17 / AS A FRESHMAN

- Set a Purdue freshman record with 75 blocked shots
- Led the Big Ten in blocks, and second-most by a rookie nationally
- Already 17th in school history in blocks
- Connected on 52.4 percent from the floor, including 54 percent in conference play, good for seventh overall on the season and sixth in Big Ten action

HIGH SCHOOL

- Has earned four varsity letters at Ben Davis (2013-14) and Lawrence North (2015-16) High Schools
- Guided Lawrence North to conference and sectional titles in 2015-16
- Named AP Second Team All-State in 2016
- Named to the All-Metro Interscholastic Conference team 2014-16

NOTEWORTHY

- Named a five-star recruit and the No. 20 overall player (No. 6 forward) in the country by ESPN HoopGurlz
- Ranked No. 61 overall by JumpOffPlus/Prospectnation.com
- 2015 Nike National runners-up, the 2014 AAU National Championship runners-up and the 2012 AAU National Champions
- Nominated for the 2016 McDonald's All-America game
- Member of the 2016 Indiana All-Stars team

PERSONAL

- Full name: Ae'Rianna N. Harris
- Major: Studio Arts & Technology
- Birthday: Sept. 16, 1998
- City Born: Indianapolis, Indiana

FAVORITES

Athlete: Tamika Catchings and Diana Taurasi
Movie: Rent
Sports Movie: Space Jam
Karaoke Song: If I Ain't Got You - Alicia Keys
Food: Fettuccine Alfredo
Fun Fact: Can solve a Rubik's cube with one hand
Nickname Growing Up: Ri Bug



1 | **KARISSA MCLAUGHLIN**
JR. | G | 5-7 | FORT WAYNE, IND. | HOMESTEAD

- All-Big Ten Honorable Mention in 2020
- Constant catch and shoot threat from downtown, also has ability to create her own shot off the dribble
- Set a career-high 34 points against Kent State, tied for seventh in program history, going 6-10 from behind the arc
- 35th player in program history to join the 1,000-point club.
- Named Preseason All-Big Ten by the coaches and media
- First Team All-Big Ten (Coaches/Media), becoming the third Purdue sophomore to earn the honor
- Tied program record set by Katie Gearlds in 2006-07 with 88 3-pointers in a season
- Set the school record for most 3-pointers through freshman and sophomore campaigns at 163
- Despite not making the NCAA Tournament, finished the year with 1263:26 minutes played, ninth most in the NCAA and first in the Big Ten, went the distance in 13 contests in 2018-19
- Named 2017 Indiana Miss Basketball, becoming the ninth honoree to pursue their collegiate career in the Old Gold & Black

- CAREER HIGHS

Points	34	vs. Kent State	12/8/19
Rebounds	5	3x last vs. Bradley	12/12/18
Assists	11	at Wisconsin	12/31/18
Steals	4	2x last at Ohio State	12/28/19
Blocks	1	5x last vs. Bowling Green	12/21/19
FG	9	4x last vs. Kent State	12/8/19
3FG	9	vs. Northwestern	2/17/19
FT	10	vs. Kent State	12/8/19
Minutes	49	vs. South Carolina (25)	12/16/18

- SEASON HIGHS

Points	34	vs. Kent State	12/8/19
Rebounds	5	2x last vs. Western Illinois	11/17/19
Assists	7	2x last vs. Minnesota	1/19/20
Steals	4	at Ohio State	12/28/19
Blocks	1	vs. Bowling Green	12/21/19
FG	9	vs. Kent State	12/8/19
3FG	7	vs. Michigan State	1/30/20
FT	10	vs. Kent State	12/8/19
Minutes	39	2x last vs. Rutgers	1/5/20

- MISCELLANEOUS GAME STATS

	19-20	19-20 B1G	Career	Career B1G
Double-Doubles	-	-	2 (1-1)	2 (1-1)
10+ Points	17 (10-7)	11 (5-6)	63 (40-23)	38 (20-18)
20+ Points	4 (4-0)	3 (3-0)	12 (10-2)	6 (6-0)
10+ Rebounds	-	-	-	-
5+ Assists	6 (5-1)	4 (3-1)	30 (25-5)	15 (11-4)
1+ 3PT Field Goals	23 (13-10)	14 (6-8)	84 (40-35)	44 (21-23)
2+ 3PT Field Goals	19 (11-8)	11 (5-6)	67 (40-27)	37 (19-18)
3+ Blocks	-	-	-	-
Led Team in Pts.	9 (6-3)	5 (3-2)	28 (16-12)	16 (7-9)
Led Team in Rebs.	-	-	-	-
Led Team in Assists	11 (6-5)	7 (3-4)	47 (28-19)	28 (14-14)
Led Team in Steals	7 (7-0)	3 (3-0)	19 (14-5)	9 (7-2)
Led Team in Blocks	-	-	-	-
Complete Games	2 (0-2)	2 (0-2)	21 (10-11)	16 (7-9)

- CAREER STATS

SEASON	TEAM	GP-GS	MIN/AVG	FG-FGA	FG%	3FG-FGA	3FG%	FT-FTA	FT%	OFF	DEF	TOT	AVG	PF-FO	AST	TO	BLK	STL	PTS	AVG
2017-18	Purdue	34-30	1092/32.1	120-311	.386	75-198	.379	38-42	.905	12	76	88	2.6	53-0	120	92	1	20	353	10.4
2018-19	Purdue	34-34	1263/37.2	169-417	.405	88-236	.373	84-94	.894	11	78	89	2.6	51-0	129	70	2	31	510	15.0
2019-20	Purdue	28-28	991/35.4	125-331	.378	65-195	.333	45-53	.849	11	51	62	2.2	32-0	88	59	2	32	360	12.9
TOTAL		96-92	3346/34.9	414-1059	.391	228-629	.362	167-189	.884	34	205	239	2.5	136-0	337	221	5	83	1223	12.7



2 | **BRIA HARMON**
FR. | G | 5-7 | ATLANTA, GA. | COLLINS HILL

- Four-year varsity letterwinner at Collins Hill High School
- Averaged 16.3 points, 4.6 assists and 2.1 steals per game as a senior for Collins Hill
- Ranked as the No. 42 overall recruit in the country by PASS Preferred Athlete Scouting and No. 83 by Blue Star Recruiting
- Tabbed a four-star player by Prospect Nation and the No. 25 point guard in the country
- Rated a three-star prospect by ESPN Hoopgurlz and received a 90 grade
- Atlanta Journal Constitution 7A First-Team All-State
- Third on the team with a 23.5-inch vertical
- Made Purdue debut with one minute of action against Milwaukee

- CAREER HIGHS

Points			
Rebounds	1	at Chattanooga	11/14/19
Assists			
Steals			
Blocks			
FG			
3FG			
FT			
Minutes	3	at Chattanooga	11/14/19

- SEASON HIGHS

Points			
Rebounds	1	at Chattanooga	11/14/19
Assists			
Steals			
Blocks			
FG			
3FG			
FT			
Minutes	3	at Chattanooga	11/14/19

- MISCELLANEOUS GAME STATS

	19-20	19-20 B1G	Career	Career B1G
Double-Doubles	-	-	-	-
10+ Points	-	-	-	-
20+ Points	-	-	-	-
10+ Rebounds	-	-	-	-
5+ Assists	-	-	-	-
1+ 3PT Field Goals	-	-	-	-
2+ 3PT Field Goals	-	-	-	-
3+ Blocks	-	-	-	-
Led Team in Pts.	-	-	-	-
Led Team in Rebs.	-	-	-	-
Led Team in Assists	-	-	-	-
Led Team in Steals	-	-	-	-
Led Team in Blocks	-	-	-	-
Complete Games	-	-	-	-

- CAREER STATS

SEASON	TEAM	GP-GS	MIN/AVG	FG-FGA	FG%	3FG-FGA	3FG%	FT-FTA	FT%	OFF	DEF	TOT	AVG	PF-FO	AST	TO	BLK	STL	PTS	AVG
2019-20	Purdue	3-0	6/2.1	0-1	.000	0-0	.000	0-0	.000	0	1	1	0.3	1-0	0	0	0	0	0	0.0
TOTAL		3-0	6/2.1	0-1	.000	0-0	.000	0-0	.000	0	1	1	0.3	1-0	0	0	0	0	0	0.0

- GAME-BY-GAME

2019-20	Min.	FG	3FG	FT	O-D-T	PF	Pts	A	To	S	B	+/-
Milwaukee	34	3-4	2-2	0-0	0-1-1	3	8	3	1	2	0	14
@Chattanooga	33	3-8	2-7	0-0	0-1-1	0	8	4	2	1	1	31
Western Illinois	38	4-18	0-7	3-4	0-5-5	1	11	3	3	2	0	12
Northern Illinois	32	4-15	3-11	1-1	0-4-4	0	12	0	4	1	0	1
vs. Drake	35	5-12	3-5	0-0	1-0-1	1	13	5	1	2	0	20
vs. ASU	29	2-11	0-6	2-3	0-0-0	2	6	0	1	1	0	-8
vs. Gonzaga	34	2-10	2-6	0-0	0-2-2	0	2	0	0	0	0	-11
@Virginia Tech	36	2-10	0-4	2-2	0-1-1	0	6	7	2	0	0	-9
Kent State	39	9-15	6-10	10-10	0-4-4	2	34	4	2	1	0	13
@South Carolina	33	7-14	4-7	0-0	0-2-2	1	18	1	4	0	0	-24
Western Kentucky	34	6-14	3-9	2-3	0-0-0	2	17	5	1	3	0	25
Bowling Green	33	2-9	1-5	0-0	0-1-1	2	5	3	1	1	1	8
@Ohio State	35	3-9	1-6	2-2	1-1-2	1	9	2	3	4	0	13
Wisconsin	37	7-12	5-8	3-4	1-2-3	2	22	2	2	1	0	6
Rutgers	39	6-16	3-12	2-4	1-2-3	3	17	5	2	1	0	-6
@Indiana	36	3-9	0-5	0-0	0-2-2	1	6	2	3	0	0	-24
@Northwestern	37	3-8	2-5	0-0	0-0-0	0	8	2	4	0	0	-5
Illinois	34	4-10	0-1	4-5	2-7-9	1	23	5	0	0	0	20
Minnesota	38	4-10	2-6	0-0	2-2-4	3	10	7	3	1	0	-6
@Nebraska	38	5-11	3-8	6-6	0-2-2	0	19	1	2	2	0	8
Penn State	36	6-13	2-8	0-0	0-3-3	1	14	6	3	3	0	20
@Michigan State	38	8-15	7-11	1-1	0-0-0	1	24	5	1	1	0	10
Indiana	40	3-11	1-4	2-2	1-2-3	1	9	4	2	1	0	-12
@Michigan	40	3-10	3-5	1-1	0-3-3	1	10	2	2	1	0	-3
Iowa	34	3-11	1-6	1-2	2-1-3	1	8	4	1	1	0	-5
@Wisconsin	Did Not Play (Injury)											
@Illinois	Did Not Play (Injury)											
Michigan State	34	5-11	1-3	0-0	0-2-2	0	11	3	1	1	0	-1
@Maryland	36	3-13	2-11	0-0	0-1-1	0	8	0	6	1	0	-43
Ohio State	34	6-18	4-12	2-2	1-2-3	1	18	1	0	0	0	-13
Michigan State												
Big Ten												
Big Ten												
NCAA/WNIT												
NCAA/WNIT												



3 | **LYNDSEY WHILBY**
JR. | G | 5-11 | POWDER SPRINGS, GA. | McEACHERN | TEXAS TECH

- Appeared in 29 games in her first season with the Boilermakers, including three starts, and averaged 13.7 minutes per game
- Scored in double figures four times on the season, including two of the three games at the Big Ten Tournament
- Transferred to Purdue after one season at Texas Tech, where she averaged 7.2 points in 30 games and nine starts
- A three-time Georgia AAAAAA State Champion at McEachern High School
- Matched a career high with three assists on the road at Chattanooga, also recorded a career-high three steals

- CAREER HIGHS

Points	21	2x: last at Oklahoma	2/24/18*
Rebounds	6	vs. Albany	12/19/18
Assists	3	4x last at Chattanooga	11/14/19
Steals	3	2x last at No. 7 Maryland	2/25/20
Blocks	1	5x: last vs. Minnesota	2/14/19
FG	8	vs. Incarnate Word	12/21/17*
3FG	5	2x: last at Oklahoma	2/24/18*
FT	7	vs. Iowa State	3/2/18*
Minutes	35	2x: last vs. Iowa State	3/2/18*

* Includes time at Texas Tech

- SEASON HIGHS

Points	13	vs. Bowling Green	12/21/19
Rebounds	4	4x last vs. Minnesota	1/19/20
Assists	3	at Chattanooga	11/14/19
Steals	3	2x last at No. 7 Maryland	2/25/20
Blocks	1	vs. Milwaukee	11/10/19
FG	5	vs. Bowling Green	12/21/19
3FG	3	2x last at Michigan	2/6/20
FT	3	at No. 5 South Carolina	12/15/19
Minutes	21	2x last at Michigan	2/6/20

- CAREER STATS

SEASON	TEAM	GP-GS	MIN/AVG	FG-FGA	FG%	3FG-FGA	3FG%	FT-FTA	FT%	OFF	DEF	TOT	AVG	PF-FO	AST	TO	BLK	STL	PTS	AVG
2017-18	TTU	30-9	692/23.1	68-192	.354	39-121	.322	41-65	.631	15	53	68	2.3	53-0	24	65	1	26	216	7.2
2018-19	Purdue	29-3	396/13.7	35-109	.321	16-40	.400	23-34	.676	23	33	56	1.9	42-0	23	34	4	18	109	3.8
2019-20	Purdue	26-0	262/10.1	35-78	.449	14-32	.438	7-10	.700	12	26	38	1.5	22-0	9	31	1	13	91	3.5
TOTAL FOR Purdue		55-3	658/12.0	70-187	.374	30-72	.417	30-44	.682	35	59	94	1.7	64-0	32	65	5	31	200	3.6
TOTAL		85-12	1350/15.9	138-379	.364	69-193	.358	71-109	.651	50	112	162	1.9	117-0	56	130	6	57	416	4.9



5 | **CASSIDY HARDIN**
SO. | G | 5-10 | BARGERSVILLE, IND. | CENTER GROVE

- Poses constant threat on the perimeter, along with Karissa McLaughlin, Dominique Oden and Kayana Traylor
- Made 2019-20 debut against Northern Illinois, connecting on back-to-back 3-points the first time she touched the ball
- Missed first three games of the year due to injury
- Became just the fourth freshman to start first game of the season in the Versyp era in 2018-19 against Ball State
- McDonald's All-America nominee as a senior
- 2017 Indiana State Doubles Championship in tennis
- Made first start of the year against Nebraska

- CAREER HIGHS

Points	15	at Illinois	2/16/20
Rebounds	6	at Illinois	2/16/20
Assists	5	vs. Western Illinois	11/15/18
Steals	3	at Wisconsin	2/13/20
Blocks	1	3x last at Illinois	2/16/20
FG	5	2x last at Illinois	2/16/20
3FG	5	at Illinois	2/16/20
FT	2	2x: last vs. Bradley	12/21/18
Minutes	35	at Wisconsin	2/13/20

- SEASON HIGHS

Points	15	at Illinois	2/16/20
Rebounds	6	at Illinois	2/16/20
Assists	4	2x last at Illinois	2/16/20
Steals	3	at Wisconsin	2/13/20
Blocks	1	2x last at Illinois	2/16/20
FG	5	at Illinois	2/16/20
3FG	5	at Illinois	2/16/20
FT	2	vs. Kent State	12/8/19
Minutes	35	at Wisconsin	2/13/20

- CAREER STATS

SEASON	TEAM	GP-GS	MIN/AVG	FG-FGA	FG%	3FG-FGA	3FG%	FT-FTA	FT%	OFF	DEF	TOT	AVG	PF-FO	AST	TO	BLK	STL	PTS	AVG
2018-19	Purdue	32-3	421/13.2	25-109	.229	24-97	.247	8-10	.800	7	26	33	1.0	25-0	35	20	2	5	82	2.6
2019-20	Purdue	27-8	454/16.8	39-110	.355	33-95	.347	2-2	1.000	5	44	49	1.8	26-0	27	28	2	14	113	4.2
TOTAL		59-11	875/14.8	64-219	.292	57-192	.297	10-12	.833	12	70	82	1.4	51-0	62	48	4	19	195	3.3

- GAME-BY-GAME

2019-20	Min.	FG	3FG	FT	0-D-T	PF	Pts	A	To	S	B	+/-
Milwaukee	15	2-6	1-3	0-0	1-3-4	3	5	0	1	0	1	-3
@Chattanooga	20	3-4	0-1	0-0	0-2-2	2	6	3	3	3	0	22
Western Illinois	21	4-5	1-1	0-0	0-4-4	3	9	0	3	1	0	2
Northern Illinois	13	2-5	0-1	0-0	3-3-3	1	4	0	3	0	0	-8
vs. Drake	1	0-0	0-0	0-0	1-0-1	0	0	0	0	1	0	-2
vs. ASU	4	0-0	0-0	0-0	0-0-0	0	0	0	1	0	0	-5
vs. Gonzaga	9	1-2	0-0	1-2	0-0-0	2	3	0	3	0	0	-1
@Virginia Tech	Did Not Play (death in family)											
Kent State	Did Not Play (death in family)											
@South Carolina	15	1-5	0-2	3-4	0-1-1	1	5	0	0	0	0	-19
Western Kentucky	3	0-0	0-0	0-0	0-1-1	0	0	0	0	0	0	0
Bowling Green	12	5-5	3-3	0-0	1-3-4	1	13	0	1	1	0	-3
@Ohio State	13	4-6	0-1	0-0	0-1-1	2	8	0	0	1	0	-1
Wisconsin	Did Not Play (illness)											
Rutgers	3	0-0	0-0	0-0	0-0-0	0	0	0	1	0	0	-7
@Indiana	7	0-1	0-1	0-0	0-1-1	0	0	0	1	0	0	-9
@Northwestern	5	1-2	1-1	0-0	0-0-0	0	3	0	1	0	0	-1
Illinois	9	2-3	1-1	0-0	1-1-2	2	5	1	3	0	0	1
Minnesota	18	0-6	0-2	0-0	2-2-4	2	0	1	2	1	0	12
@Nebraska	8	1-6	1-3	0-0	1-0-1	0	3	1	0	0	0	-1
Penn State	4	0-2	0-0	0-0	0-0-0	0	0	0	0	0	0	-6
@Michigan State	9	0-1	0-0	1-2	0-0-0	0	1	0	0	0	0	1
Indiana	Did Not Play											
@Michigan	21	4-7	3-5	0-0	0-3-3	2	11	1	1	2	0	2
Iowa	3	0-1	0-1	0-0	0-0-0	1	0	0	0	0	0	-10
@Wisconsin	15	2-5	1-2	2-2	1-1-2	0	7	1	1	0	0	-6
@Illinois	11	2-2	1-1	0-0	0-2-2	0	5	0	3	0	0	14
Michigan State	1	0-0	0-0	0-0	0-1-1	0	0	0	1	0	0	0
@Maryland	9	0-2	0-1	0-0	0-0-0	0	0	0	1	3	0	-10
Ohio State	15	1-2	1-2	0-0	1-0-1	0	3	1	1	0	0	-6
Michigan State	Big Ten.											
Big Ten	Big Ten.											
Big Ten	NCAA/WNIT											
Big Ten	NCAA/WNIT											

- GAME-BY-GAME

2019-20	Min.	FG	3FG	FT	0-D-T	PF	Pts	A	To	S	B	+/-
Milwaukee	Did Not Play (injury)											
@Chattanooga	Did Not Play (injury)											
Western Illinois	Did Not Play (injury)											
Northern Illinois	15	2-7	2-7	0-0	0-2-2	0	6	1	0	2	0	-2
vs. Drake	24	3-7	3-6	0-0	1-0-1	1	9	1	3	0	0	20
vs. ASU	2	0-0	0-0	0-0	0-0-00	0	0	0	0	0	0	-5
vs. Gonzaga	17	1-3	0-2	0-0	1-1-2	0	2	0	0	1	0	-6
@Virginia Tech	6	0-1	0-1	0-0	0-0-0	1	0	0	1	0	0	-13
Kent State	28	3-7	2-5	2-2	1-1-2	1	10	3	0	1	0	16
@South Carolina	4	0-1	0-1	0-0	0-0-0	0	0	0	0	0	0	-3
Western Kentucky	3	0-0	0-0	0-0	0-0-0	1	0	0	1	1	0	-5
Bowling Green	7	2-2	2-2	0-0	0-0-0	1	6	0	0	0	0	9
@Ohio State	6	0-2	0-2	0-0	0-2-2	0	0	2	0	0	0	1
Wisconsin	8	1-2	1-2	0-0	0-2-2	0	3	1	1	0	0	-1
Rutgers	13	2-4	2-4	0-0	0-0-0	0	6	1	0	2	0	4
@Indiana	24	3-5	2-4	0-0	0-4-4	1	8	1	3	0	0	-1
@Northwestern	16	0-3	0-0	0-0	0-0-0	1	0	2	0	0	1	2
Illinois	15	0-2	0-2	0-0	0-3-3	1	0	0	1	0	0	-4
Minnesota	23	2-7	2-7	0-0	0-1-1	1	6	0	1	1	0	0
@Nebraska	30	2-4	2-4	0-0	0-5-5	1	6	4	3	1	0	9
Penn State	26	2-5	1-4	0-0	0-3-3	3	5	0	1	0	0	14
@Michigan State	15	2-3	1-2	0-0	0-0-0	1	5	0	1	0	0	-3
Indiana	18	0-2	0-1	0-0	0-0-0	2	0	0	3	0	0	-6
@Michigan	25	2-8	1-6	0-0	1-2-3	0	5	1	2	2	0	-5
Iowa	21	33-4	3-4	0-0	0-2-2	2	9	1	2	0	0	-20
@Wisconsin	35	2-10	2-10	0-0	1-4-5	1	6	3	1	3	0	3
@Illinois	34	5-8	5-8	0-0	0-6-6	4	15	4	2	0	1	19
Michigan State	21	1-7	1-5	0-0	0-2-2	1	3	2	1	0	0	-1
@Maryland	14	1-3	1-3	0-0	0-4-4	2	3	0	0	0	0	-19
Ohio State	7	0-3	0-3	0-0	0-0-0	0	0	0	1	0	0	-9
Michigan State	Big Ten.											
Big Ten	Big Ten.											
Big Ten	NCAA/WNIT											
Big Ten	NCAA/WNIT											





11 | DOMINIQUE ODEN

SR. | G | 5-8 | ATLANTA, GA. | MARIST SCHOOL

- All-Big Ten Honorable Metnion as a senior
- All-Gulf Coast Showcase Tournament Team selection - averaged 12 points, six rebounds and three assists per game
- Named Honorable Mention All-Big Ten by the coaches and media, marking her second straight season with all-conference honors in 2018-19
- Became the 33rd 1,000-point scorer in program history, surpassing the mark on Dec. 5, 2018 at Ohio University
- Earned Second Team All-Big Ten honors from the coaches and media in 2017-18
- One-of-4 players all-time at Purdue to hit at least 5-5 from 3-point range in a game, draining all five attempts vs. Northwestern in 2018
- Tabbed a team captain for the second straight year
- The 11th four-year starter in Purdue women's basketball history
- Born and raised in New Orleans but had to relocate to Atlanta as a child as a result of Hurricane Katrina

- CAREER HIGHS

Points	28	vs. Penn State	1/26/20
Rebounds	10	vs. South Carolina (25)	12/16/18
Assists	8	vs. Penn State	1/26/20
Steals	6	vs. Ohio State	2/29/20
Blocks	1	9x last vs. No. 20 Iowa	2/9/20
FG	13	vs. Penn State	1/26/20
3FG	6	vs. Miami (21)	11/29/18
FT	10	vs. Michigan State	1/30/20
Minutes	49+	vs. South Carolina (25)	12/16/18

- SEASON HIGHS

Points	28	vs. Penn State	1/26/20
Rebounds	9	3x last vs. Michigan State	1/30/20
Assists	8	vs. Penn State	1/26/20
Steals	6	vs. Ohio State	2/29/20
Blocks	1	3x last vs. No. 20 Iowa	2/9/20
FG	13	vs. Penn State	1/26/20
3FG	4	Milwaukee	11/10/19
FT	10	vs. Michigan State	1/30/20
Minutes	40	2x last vs. No. 18 Indiana	2/3/20

- MISCELLANEOUS GAME STATS

	19-20	19-20 B1G	Career	Career B1G
Double-Doubles	-	-	1 (0-1)	-
10+ Points	22 (15-7)	14 (8-6)	97 (64-33)	50 (29-21)
20+ Points	4 (3-1)	4 (3-1)	20 (16-4)	12 (10-2)
10+ Rebounds	-	-	1 (0-1)	-
5+ Assists	8 (8-0)	4 (4-0)	15 (13-2)	8 (8-0)
1+ 3PT Field Goals	14 (11-3)	8 (5-3)	88 (54-34)	44 (25-19)
2+ 3PT Field Goals	3 (3-0)	(2-0)	56 (38-18)	26 (19-7)
3+ Blocks	-	-	-	-
Lead Team in Pts.	8 (5-3)	4 (2-2)	38 (24-14)	19 (11-8)
Lead Team in Rebs.	7 (4-3)	6 (3-3)	11 (5-6)	8 (3-5)
Lead Team in Assists	6 (6-0)	4 (4-0)	21 (11-10)	14 (7-7)
Lead Team in Steals	14 (4-10)	8 (2-6)	42 (21-21)	23 (8-15)
Lead Team in Blocks	3 (0-3)	3 (0-3)	2 (0-2)	2 (0-2)
Complete Games	2 (1-1)	2 (1-1)	13 (8-5)	10 (6-4)

- CAREER STATS

SEASON	TEAM	GP-GS	MIN/AVG	FG-FGA	FG%	3FG-FGA	3FG%	FT-FTA	FT%	OFF	DEF	TOT	AVG	PF-FO	AST	TO	BLK	STL	PTS	AVG
2016-17	Purdue	36-33	1118/31.1	144-324	.444	61-167	.365	41-50	.820	44	68	112	3.1	48-0	73	38	1	27	390	10.8
2017-18	Purdue	34-33	1110/32.6	168-375	.448	64-170	.376	78-92	.848	60	86	146	4.3	72-0	84	59	1	42	478	14.1
2018-19	Purdue	34-34	1208/35.5	176-408	.431	47-145	.324	91-112	.813	60	93	153	4.5	93-0	89	72	4	61	490	14.4
2019-20	Purdue	30-30	1021/34.0	142-328	.433	20-69	.290	78-99	.788	66	99	165	5.5	79-1	88	75	3	45	382	12.7
TOTAL		134-130	4458/33.3	630-1435	.439	192-551	.348	288-353	.816	230	346	576	4.3	292-1	334	244	9	175	1740	13.0



12 | ROXANE MAKOLO

FR. | G | 5-10 | ST. HUBERT, QUEBEC | DAWSON COLLEGE

- One of the top defenders on the team
- Competed in two seasons for Dawson College, appearing in 28 games with 14 starts
- Led her team to back-to-back RSEQ Provincial Championships
- Three-year member of the Canadian national team with 20 games of experience
- Represented Canada at U18 FIBA Americas, U17 FIBA Worlds, U16 FIBA Americas
- Dished out five assists in Purdue debut in a little under 20 minutes of action against Milwaukee

- CAREER HIGHS

Points	7	2x last vs. Western Kentucky	12/18/19
Rebounds	8	vs. Western Kentucky	12/18/19
Assists	5	Milwaukee	11/10/19
Steals	3	at Chattanooga	11/14/19
Blocks	2	at Chattanooga	11/14/19
FG	3	at Chattanooga	11/14/19
3FG	-	-	-
FT	3	vs. Kent State	12/8/19
Minutes	25	at Chattanooga	11/14/19

- SEASON HIGHS

Points	7	2x last vs. Western Kentucky	12/18/19
Rebounds	8	vs. Western Kentucky	12/18/19
Assists	5	Milwaukee	11/10/19
Steals	3	at Chattanooga	11/14/19
Blocks	2	at Chattanooga	11/14/19
FG	3	at Chattanooga	11/14/19
3FG	-	-	-
FT	3	vs. Kent State	12/8/19
Minutes	25	at Chattanooga	11/14/19

- MISCELLANEOUS GAME STATS

	19-20	19-20 B1G	Career	Career B1G
Double-Doubles	-	-	-	-
10+ Points	-	-	-	-
20+ Points	-	-	-	-
10+ Rebounds	-	-	-	-
5+ Assists	1 (1-0)	-	1 (1-0)	-
1+ 3PT Field Goals	-	-	-	-
2+ 3PT Field Goals	-	-	-	-
3+ Blocks	-	-	-	-
Lead Team in Pts.	-	-	-	-
Lead Team in Rebs.	-	-	-	-
Lead Team in Assists	1 (1-0)	-	1 (1-0)	-
Lead Team in Steals	2 (2-0)	-	2 (2-0)	-
Lead Team in Blocks	-	-	-	-
Complete Games	-	-	-	-


- GAME-BY-GAME

2019-20	Min.	FG	3FG	FT	0-D-T	PF	Pts	A	To	S	B	+/-
Milwaukee	33	6-12	4-5	0-0	3-2-5	3	16	2	0	0	0	17
@Chattanooga	32	4-10	1-3	2-2	3-2-5	3	11	2	1	3	1	28
Western Illinois	36	5-15	1-3	5-6	6-2-8	2	16	6	2	1	0	15
Northern Illinois	28	5-9	2-3	3-4	1-2-3	3	15	2	3	1	0	11
vs. Drake	29	3-10	1-2	4-6	3-1-4	4	11	6	1	3	0	14
vs. ASU	34	5-10	0-1	6-9	2-4-6	4	16	1	1	1	0	14
vs. Gonzaga	33	22-8	0-3	5-7	1-7-8	1	9	2	5	1	0	-17
@Virginia Tech	36	3-12	0-1	0-1	2-3-5	4	6	0	2	2	0	-8
Kent State	15	0-1	0-0	0-0	1-0-1	4	0	2	1	1	0	-2
@South Carolina	34	5-11	1-4	0-0	2-3-5	4	11	2	5	2	0	-22
Western Kentucky	38	5-11	1-3	3-4	6-3-9	2	14	3	4	0	0	20
Bowling Green	37	0-3	0-1	2-2	0-1-1	2	2	6	1	1	0	1
@Ohio State	34	4-6	0-0	4-4	3-5-8	0	12	2	5	1	0	20
Wisconsin	34	9-14	1-1	1-1	2-3-5	2	20	1	2	1	0	11
Rutgers	35	5-9	1-1	2-4	5-2-7	4	13	4	1	1	1	-8
@Indiana	38	1-4	0-2	4-4	2-3-5	2	6	0	2	3	0	-18
@Northwestern	32	6-9	1-2	1-2	1-5-6	5	14	2	5	2	0	2
Illinois	34	4-10	0-1	4-5	2-7-9	1	12	5	0	0	0	20
Minnesota	36	7-16	2-6	1-1	2-5-7	3	17	2	6	3	0	-16
@Nebraska	35	7-15	0-1	0-0	1-6-7	3	14	5	2	1	0	10
Penn State	40	13-20	1-1	1-1	4-0-4	1	28	8	2	1	0	13
@Michigan State	38	6-8	0-2	10-12	2-7-9	2	22	2	2	2	0	12
Indiana	40	10-19	0-1	4-6	4-1-5	3	24	2	1	3	0	-12
@Michigan	37	2-10	1-1	2-2	0-5-5	1	7	4	2	1	0	1
Iowa	37	3-13	0-3	0-0	0-2-2	4	6	2	0	1	1	-7
@Wisconsin	30	1-2	1-3	2-2	1-3-4	4	13	2	3	0	0	6
@Illinois	39	5-13	1-6	5-6	2-7-9	0	16	6	4	0	0	12
Michigan State	25	3-7	0-1	0-0	0-2-2	4	6	2	0	1	0	-2
@Maryland	36	4-17	0-5	2-2	3-2-5	1	10	3	6	1	0	-39
Ohio State	38	5-14	0-3	5-6	2-4-6	3	15	2	3	6	0	-21
Michigan State	-	-	-	-	-	-	-	-	-	-	-	-
Big Ten	-	-	-	-	-	-	-	-	-	-	-	-
Big Ten	-	-	-	-	-	-	-	-	-	-	-	-
NCAA/WNIT	-	-	-	-	-	-	-	-	-	-	-	-
NCAA/WNIT	-	-	-	-	-	-	-	-	-	-	-	-

- CAREER STATS

SEASON	TEAM	GP-GS	MIN/AVG	FG-FGA	FG%	3FG-FGA	3FG%	FT-FTA	FT%	OFF	DEF	TOT	AVG	PF-FO	AST	TO	BLK	STL	PTS	AVG
2019-20	Purdue	30-0	345/11.5	12-51	.235	0-5	.000	8-20	.400	17	29	46	1.5	30-0	20	28	2	13	32	1.1
TOTAL		30-0	345/11.5	12-51	.235	0-5	.000	8-20	.400	17	29	46	1.5	30-0	20	28	2	13	32	1.1





13 | AJAH STALLINGS
SO. | G | 5-8 | INDIANAPOLIS, IND. | NORTH CENTRAL

- Appeared in 14 games in her first season with the Boilermakers, including five Big Ten Conference contests
- Received the Dr. Ruth Jones Memorial Award at the postseason banquet
- Second preferred walk-on in Versyp's 13 seasons at Purdue
- 2018 Indiana high school honorable mention all-state
- Featured by ESPNW in 2015

- CAREER HIGHS

Points	2	3x: last at Wisconsin	12/31/18
Rebounds	1	2x: last vs. Illinois	2/7/19
Assists	3	vs. Purdue Fort Wayne	11/18/18
Steals	1	2x: last vs. Illinois	2/7/19
Blocks			
FG	1	2x: last at Wisconsin	12/31/18
3FG			
FT	2	vs. Western Illinois	11/15/18
Minutes	10	vs. Purdue Fort Wayne	11/18/18

- SEASON HIGHS

Points			
Rebounds			
Assists	1	at Chattanooga	11/14/19
Steals			
Blocks			
FG			
3FG			
FT			
Minutes	3	vs. No. 20 Iowa	2/9/20

- MISCELLANEOUS GAME STATS

	19-20	19-20 B1G	Career	Career B1G
Double-Doubles	-	-	-	-
10+ Points	-	-	-	-
20+ Points	-	-	-	-
10+ Rebounds	-	-	-	-
5+ Assists	-	-	-	-
1+ 3PT Field Goals	-	-	-	-
2+ 3PT Field Goals	-	-	-	-
3+ Blocks	-	-	-	-
Led Team in Pts.	-	-	-	-
Led Team in Rebs.	-	-	-	-
Led Team in Assists	-	-	-	-
Led Team in Steals	-	-	1 (1-0)	1 (1-0)
Led Team in Blocks	-	-	-	-
Complete Games	-	-	-	-

- GAME-BY-GAME

2019-20	Min.	FG	3FG	FT	0-D-T	PF	Pts	A	To	S	B	+/-
Milwaukee	2	0-0	0-0	0-0	0-0-0	0	0	0	0	0	0	-2
@Chattanooga	2	0-0	0-0	0-0	0-0-0	0	0	1	0	0	0	0
Western Illinois					Did Not Play							
Northern Illinois					Did Not Play							
vs. Drake					Did Not Play							
vs. ASU					Did Not Play							
vs. Gonzaga					Did Not Play							
@Virginia Tech					Did Not Play							
Kent State					Did Not Play							
@South Carolina					Did Not Play							
Western Kentucky					Did Not Play							
Bowling Green					Did Not Play							
@Ohio State					Did Not Play							
Wisconsin					Did Not Play							
Rutgers					Did Not Play							
@Indiana	1	0-0	0-0	0-0	0-0-0	0	0	0	0	0	0	3
@Northwestern					Did Not Play							
Illinois					Did Not Play							
Minnesota					Did Not Play							
@Nebraska					Did Not Play							
Penn State					Did Not Play							
@Michigan State					Did Not Play							
Indiana					Did Not Play							
@Michigan					Did Not Play							
Iowa	3	0-2	0-0	0-0	0-0-0	1	0	0	0	0	0	1
@Wisconsin					Did Not Play							
@Illinois					Did Not Play							
Michigan State					Did Not Play							
@Maryland					Did Not Play							
Ohio State					Did Not Play							
Michigan State					Did Not Play							
Big Ten												
Big Ten												
NCAA/WNIT												
NCAA/WNIT												

- CAREER STATS

SEASON	TEAM	GP-GS	MIN/AVG	FG-FGA	FG%	3FG-FGA	3FG%	FT-FTA	FT%	OFF	DEF	TOT	AVG	PF-FO	AST	TO	BLK	STL	PTS	AVG
2018-19	Purdue	14-0	54/3.9	2-3	.667	0-1	.000	3-4	.750	0	2	2	0.1	5-0	3	0	0	3	7	0.5
2019-20	Purdue	4-0	7/1.9	0-2	.000	0-0	.000	0-0	.000	0	0	0	0.0	1-0	1	0	0	0	0	0.0
TOTAL		18-0	62/3.4	2-5	.400	0-1	.000	3-4	.750	0	2	2	0.1	6-0	4	0	0	3	7	0.4



15 | LEONY BOUDREAU
JR. | G | 5-10 | MONTREAL, QUEBEC | DAWSON COLLEGE

- Planned and ran, from scratch, the "Wheel Rise Event", an afternoon in Holloway Gymnasium to help Paralympic athletes reach their full potential.
- The event included a wheelchair basketball game, lectures from world-renowned professors
- "Wheel Rise Event" was the culmination of a chance meeting with Shelby Gruss, a Purdue PhD candidate and former captain of the US Wheelchair Basketball Team
- Missed all but one game in 2018-19 due to injury
- Appeared in 15 games in her first season with the Boilermakers
- Along with Tamara Farquhar, they were the first two Canadian players in Purdue women's basketball history
- Hobbies include martial arts and triathlons

- CAREER HIGHS

Points	3	at Ball State	11/7/18
Rebounds	2	at Hawaii	11/25/17
Assists	1	3x: last at Ball State	11/7/18
Steals	1	at Ball State	11/7/18
Blocks			
FG	1	at Ball State	11/8/18
3FG	1	at Ball State	11/7/18
FT	2	vs. Lamar	11/18/17
Minutes	8	at Hawaii	11/25/17

- SEASON HIGHS

Points			
Rebounds			
Assists			
Steals			
Blocks			
FG			
3FG			
FT			
Minutes			

- MISCELLANEOUS GAME STATS

	19-20	19-20 B1G	Career	Career B1G
Double-Doubles	-	-	-	-
10+ Points	-	-	-	-
20+ Points	-	-	-	-
10+ Rebounds	-	-	-	-
5+ Assists	-	-	-	-
1+ 3PT Field Goals	-	-	1 (1-0)	-
2+ 3PT Field Goals	-	-	-	-
3+ Blocks	-	-	-	-
Led Team in Pts.	-	-	-	-
Led Team in Rebs.	-	-	-	-
Led Team in Assists	-	-	-	-
Led Team in Steals	-	-	-	-
Led Team in Blocks	-	-	-	-
Complete Games	-	-	-	-

- GAME-BY-GAME

2019-20	Min.	FG	3FG	FT	0-D-T	PF	Pts	A	To	S	B	+/-
Milwaukee					Did Not Play							
@Chattanooga					Did Not Play							
Western Illinois					Did Not Play							
Northern Illinois					Did Not Play							
vs. Drake					Did Not Play							
vs. ASU					Did Not Play							
vs. Gonzaga					Did Not Play							
@Virginia Tech					Did Not Play							
Kent State					Did Not Play							
@South Carolina					Did Not Play							
Western Kentucky					Did Not Play							
Bowling Green					Did Not Play							
@Ohio State					Did Not Play							
Wisconsin					Did Not Play							
Rutgers					Did Not Play							
@Indiana					Did Not Play							
@Northwestern					Did Not Play							
Illinois					Did Not Play							
Minnesota					Did Not Play							
@Nebraska					Did Not Play							
Penn State					Did Not Play							
@Michigan State					Did Not Play							
Indiana					Did Not Play							
@Michigan					Did Not Play							
Iowa					Did Not Play							
@Wisconsin					Did Not Play							
@Illinois					Did Not Play							
Michigan State					Did Not Play							
@Maryland					Did Not Play							
Ohio State					Did Not Play							
Michigan State					Did Not Play							
Big Ten												
Big Ten												
NCAA/WNIT												
NCAA/WNIT												

- CAREER STATS

SEASON	TEAM	GP-GS	MIN/AVG	FG-FGA	FG%	3FG-FGA	3FG%	FT-FTA	FT%	OFF	DEF	TOT	AVG	PF-FO	AST	TO	BLK	STL	PTS	AVG
2017-18	Purdue	16-0	42/2.6	0-8	.000	0-6	.000	2-2	1.000	2	2	4	0.3	9-0	2	4	0	0	2	0.1
2018-19	Purdue	1-0	6/5.7	1-1	1.000	1-1	1.000	0-0	.000	0	1	1	1.0	0-0	1	0	0	1	3	3.0
TOTAL		17-0	48/2.8	1-9	.111	1-7	.143	2-2	1.000	2	3	5	0.3	9-0	3	4	0	1	5	0.3



22 | JENELLE GRANT

R-JR. | G/F | 6-0 | LONDON, ENGLAND | HARRIS WESTMINSTER | PACIFIC

- One of the more versatile players on the team with the ability to play in the low post, shoot off the dribble and be a threat from behind the arc
- Made Purdue debut against Northern Illinois, scored first points against Drake and hit first 3-pointer against Gonzaga
- Missed start of the season due to injury
- Sat out the 2018-19 season due to NCAA transfer regulations
- Transferred to Purdue from the University of the Pacific, where she appeared in 56 games for the Tigers, including 23 starts
- A native of London, England, she's the first British player in Boilermaker history

- CAREER HIGHS

Points	22	vs. San Jose State	11/24/17
Rebounds	19	vs. Cal State Fullerton	11/13/17
Assists	5	vs. San Jose State	11/24/17
Steals	3	at No. 12 Indiana	1/9/20
Blocks	2	6 times	
FG	9	vs. San Jose State	11/24/17
3FG	4	at Seattle	12/17/17
FT	4	2 times	
Minutes	36	vs. San Jose State	11/24/17

- SEASON HIGHS

Points	14	at Northwestern	1/12/20
Rebounds	7	vs. Illinois	1/17/20
Assists	4	2x last at No. 7 Maryland	2/25/20
Steals	3	at No. 12 Indiana	1/9/20
Blocks	1	2x last vs. Illinois	1/17/20
FG	7	at Northwestern	1/12/20
3FG	2	2x last vs. No. 20 Iowa	2/9/20
FT	3	vs. Rutgers	1/5/20
Minutes	28	at Northwestern	1/12/20

- MISCELLANEOUS GAME STATS

	19-20	19-20 B1G	Career	Career B1G
Double-Doubles	-	-	2	-
10+ Points	3 (1-2)	3 (1-2)	16 (1-2)	3 (1-2)
20+ Points	-	-	2	-
10+ Rebounds	-	-	7	-
5+ Assists	-	-	1	-
1+ 3PT Field Goals	9 (4-5)	7 (3-4)	29* (4-5)	7 (3-4)
2+ 3PT Field Goals	2 (1-1)	2 (1-1)	6* (1-1)	2 (1-1)
3+ Blocks	-	-	-	-
Led Team in Pts.	1 (0-1)	1 (0-1)	1 (0-1)	1 (0-1)
Led Team in Rebs.	-	-	-	-
Led Team in Assists	1 (0-1)	1 (0-1)	1 (0-1)	1 (0-1)
Led Team in Steals	1 (0-1)	1 (0-1)	1 (0-1)	1 (0-1)
Led Team in Blocks	-	-	-	-
Complete Games	-	-	-	-

*Includes time at Pacific but not the record

- CAREER STATS

SEASON	TEAM	GP-GS	MIN/AVG	FG-FGA	FG%	3FG-FGA	3FG%	FT-FTA	FT%	OFF	DEF	TOT	AVG	PF-FO	AST	TO	BLK	STL	PTS	AVG
2016-17	UOP	25-0	312/12.5	32-91	.352	7-16	.438	13-17	.765	28	47	75	3.0	33-0	12	28	6	5	84	3.4
2017-18	UOP	32-24	878/27.4	94-252	.373	20-75	.267	31-46	.674	62	166	228	7.1	81-3	37	70	21	18	239	7.5
2019-20	Purdue	27-11	388/14.4	43-107	.402	11-31	.355	19-28	.679	26	39	65	2.4	40-0	29	29	5	12	116	4.3
TOTAL FOR Purdue		27-11	388/14.4	43-107	.402	11-31	.355	19-28	.679	26	39	65	2.4	40-0	29	29	5	12	116	4.3
TOTAL		84-35	1578/18.8	169-450	.376	38-122	.311	63-91	.692	116	252	368	4.4	154-3	78	127	32	35	439	5.2



23 | KAYANA TRAYLOR

SO. | G | 5-9 | MARTINSVILLE, IND | MARTINSVILLE

- Started 22-of-33 games, becoming the 27th freshman starter in program history and the sixth under Versyp
- Dished out the sixth-most assists by a freshman in program history, the seventh Purdue rookie to ever eclipse 100 helpers
- Her 3.6 assists per game is the No. 5 freshman average all-time at Purdue, and ranked 16th in the Big Ten
- Second Purdue freshman in as many years to score in double figures in their first career game (McLaughlin)
- Set Martinsville High School records for scoring (2114), assists (437), free throws (472) and games played (98)
- 2018 Indiana Miss Basketball finalist
- McDonald's All-America nominee
- Has a team-high vertical of 25.5 inches

- CAREER HIGHS

Points	21	vs. No. 20 Iowa	2/9/20
Rebounds	7	vs. Ohio State	2/29/20
Assists	9	vs. Northern Illinois	11/24/19
Steals	4	at Indiana	3/3/19
Blocks	2	vs. Western Illinois	11/15/18
FG	7	vs. Maryland	2/25/19
3FG	4	vs. Maryland (8)	2/25/19
FT	9	vs. Bowling Green	12/21/19
Minutes	37	vs. South Carolina (25)	12/16/18

- SEASON HIGHS

Points	21	vs. No. 20 Iowa	2/9/20
Rebounds	7	vs. Ohio State	2/29/20
Assists	9	vs. Northern Illinois	11/24/19
Steals	3	vs. Drake	11/29/19
Blocks	1	2x last at No. 5 South Carolina	12/15/19
FG	5	3x last vs. Illinois	1/17/20
3FG	3	at Ohio State	12/28/19
FT	9	vs. Bowling Green	12/21/19
Minutes	36	at Nebraska	1/23/20

- MISCELLANEOUS GAME STATS

	19-20	19-20 B1G	Career	Career B1G
Double-Doubles	-	-	-	-
10+ Points	8 (7-1)	4 (3-1)	16 (11-5)	8 (5-3)
20+ Points	1 (0-1)	0 (0-1)	0 (0-1)	0 (0-1)
10+ Rebounds	-	-	-	-
5+ Assists	7 (6-1)	3 (2-1)	20 (15-5)	8 (5-3)
1+ 3PT Field Goals	7 (5-2)	4 (2-2)	19 (11-8)	10 (5-5)
2+ 3PT Field Goals	4 (4-0)	1 (1-0)	7 (4-3)	4 (1-3)
3+ Blocks	-	-	-	-
Led Team in Pts.	2 (2-0)	1 (1-0)	5 (3-2)	3 (2-1)
Led Team in Rebs.	2 (1-1)	1 (0-1)	2 (1-1)	1 (0-1)
Led Team in Assists	10 (7-3)	4 (2-3)	29 (19-10)	13 (7-6)
Led Team in Steals	5 (5-0)	2 (2-0)	12 (8-4)	8 (5-3)
Led Team in Blocks	-	-	1 (0-1)	1 (0-1)
Complete Games	-	-	-	-

- CAREER STATS

SEASON	TEAM	GP-GS	MIN/AVG	FG-FGA	FG%	3FG-FGA	3FG%	FT-FTA	FT%	OFF	DEF	TOT	AVG	PF-FO	AST	TO	BLK	STL	PTS	AVG
2018-19	Purdue	33-22	846/25.6	68-178	.382	17-60	.283	64-90	.711	15	49	64	1.9	69-0	119	88	7	32	217	6.6
2019-20	Purdue	30-23	742/24.7	65-161	.404	18-51	.353	57-77	.740	10	55	65	2.2	61-2	98	85	2	18	205	6.8
TOTAL		63-45	1588/25.2	133-339	.392	35-111	.315	121-167	.725	25	104	129	2.0	130-2	217	173	9	50	422	6.7

- GAME-BY-GAME

2019-20	Min.	FG	3FG	FT	0-D-T	PF	Pts	A	To	S	B	+/-
Milwaukee												
@Chattanooga												
Western Illinois												
Northern Illinois	6	0-1	0-0	0-0	0-0	1	0	1	2	0	0	-3
vs. Drake	10	3-5	0-0	0-0	0-0	3	6	1	0	0	0	0
vs. ASU	5	0-0	0-0	0-0	0-0	2	0	0	1	0	0	-8
vs. Gonzaga	12	2-3	1-1	2-2	0-1	2	7	0	2	1	0	-5
@Virginia Tech	6	0-1	0-1	0-0	0-1	0	0	0	0	0	0	-7
Kent State	9	0-3	0-1	0-0	1-1	1	0	2	2	1	0	-2
@South Carolina	13	0-2	0-2	2-2	0-2	2	2	0	1	1	0	-3
Western Kentucky	8	1-2	1-2	0-0	1-0	1	0	3	1	1	0	9
Bowling Green	8	1-3	0-0	1-1	0-2	3	3	1	2	0	0	-7
@Ohio State	9	2-3	0-0	0-0	2-1	0	4	0	0	0	0	-4
Wisconsin	2	0-1	0-0	0-0	0-0	0	0	0	0	0	0	-4
Rutgers	10	1-2	0-0	3-4	0-1	0	5	0	0	0	0	5
@Indiana	21	1-2	0-1	0-2	0-5	2	2	0	1	3	1	-4
@Northwestern	28	7-16	1-2	1-1	3-1	4	3	16	2	1	1	0
Illinois	27	5-11	1-3	0-0	3-4	7	1	11	2	2	0	1
Minnesota	22	3-8	0-1	0-0	1-4	5	1	6	0	1	1	1
@Nebraska	25	2-5	2-3	1-2	1-3	4	7	4	0	1	0	25
Penn State	23	2-5	1-2	2-2	2-4	6	0	7	3	2	0	1
@Michigan State	16	2-3	0-1	2-2	0-0	5	6	0	2	1	0	-3
Indiana	30	1-6	1-3	2-4	1-3	4	5	3	0	1	0	-5
@Michigan	3	0-3	0-2	0-0	0-0	1	0	0	1	0	0	-4
Iowa	20	5-5	2-2	0-0	1-2	3	0	12	2	4	1	0
@Wisconsin	10	0-1	0-0	0-0	1-2	0	0	0	0	0	0	-1
@Illinois	15	1-3	0-0	1-2	2-0	2	1	3	0	1	0	-9
Michigan State	22	4-5	1-1	0-0	2-1	3	1	9	1	0	0	0
@Maryland	15	0-2	0-0	1-2	1-2	3	0	1	4	2	0	-18
Ohio State	14	0-6	0-2	1-2	4-0	4	3	1	2	1	0	0
Michigan State												
Big Ten												
Big Ten												
NCAA/WNIT												
NCAA/WNIT												

- GAME-BY-GAME

2019-20	Min.	FG	3FG	FT	0-D-T	PF	Pts	A	To	S	B	+/-
Milwaukee	30	5-11	2-5	3-4	0-4	4	3	15	5	5	0	19
@Chattanooga	18	2-3	1-1	0-0	0-3	3	5	5	4	1	1	0
Western Illinois	24	1-1	0-0	1-2	0-2	2	3	1	7	1	1	-1
Northern Illinois	33	4-6	2-3	6-8	1-1	2	3	16	9	3	1	0
vs. Drake	31	3-8	2-6	4-4	0-3	1	12	3	4	3	0	11
vs. ASU	33	3-8	0-2	2-2	0-0	0	8	3	2	3	2	0
vs. Gonzaga	26	4-8	0-1	0-0	0-0	0	8	4	4	0	0	-8
@Virginia Tech	17	1-1	0-0	2-2	0-2	3	4	3	5	0	0	1
Kent State	24	1-4	0-2	0-0	0-1	1	2	2	4	1	0	0
@South Carolina	15	1-4	1-2	0-0	0-1	1	2	3	5	0	1	-24
Western Kentucky	22	2-6	0-1	3-4	1-1	2	1	7	5	2	1	0
Bowling Green	31	5-10	0-1	9-10	1-4	5	2	19	8	2	1	0
@Ohio State	30	3-5	3-4	6-6	0-3	3	15	3	5	1	0	12
Wisconsin	34	1-3	0-1	1-2	0-2	1	3	6	4	0	0	16
Rutgers	14	0-1	0-0	0-0	0-1	1	5	0	2	1	1	0
@Indiana	26	3-10	0-0	1-4	3-1	4	1	7	3	3	0	-17
@Northwestern	26	1-5	1-2	0-0	0-2	1	3	6	2	0	0	-3
Illinois	29	5-9	1-2	4-5	0-3	4	15	2	3	1	0	12
Minnesota	18	1-1	0-0	1-2	0-2	3	3	3	2	0	0	-15
@Nebraska	14	0-4	0-1	0-0	0-1	1	0	2	1	3	0	-8
Penn State	18	1-1	0-0	2-2	1-0	1	2	4	1	4	0	1
@Michigan State	26	1-3	0-0	0-0	0-2	2	2	3	4	0	0	12
Indiana	15	0-2	0-0	0-2	0-1	1	0	1	0	0	0	-12
@Michigan	10	2-6	1-3	0-0	1-1	2	0	5	2	0	0	-2
Iowa	31	6-8	2-2	7-9	0-1	2	21	2	2	1	0	0
@Wisconsin	36	2-9	0-4	1-2	0-3	0	5	2	1	0	0	4
@Illinois	32	4-9	2-5	1-1	1-3	4	0	11	4	3	1	0
Michigan State	24	2-3	0-1	2-2	0-0	0	4	6	0	3	0	1
@Maryland	24	0-5	0-0	1-2	1-0	1	1	2	4	0	0	-21
Ohio State	36	1-7	0-2	0-2	0-7	2	2	3	2	1	0	-13
Michigan State												
Big Ten												
Big Ten												
NCAA/WNIT												
NCAA/WNIT												



25 | TAMARA FARQUHAR
JR. | G/F | 6-0 | PIERREFONDS, QUEBEC | DAWSON COLLEGE

- Hauled down a season-high 14 rebounds against Western Illinois to help Purdue win the rebounding margin by 22
- Started all 34 games for the Boilermakers, 1-of-3 players on the team to do so, averaging 29.3 minutes as a sophomore
- Pulled down 262 rebounds, good for 13th-most in a season in Purdue history and her 7.7 rebounds per game average was 10th best in the Big Ten
- Started 17-of-34 games as a freshman, becoming the fifth rookie starter in Versyp's career
- Along with Dawson College teammate Léony Boudreau, they were the first two Canadian players in Purdue women's basketball history

- CAREER HIGHS

Points	18	at Virginia Tech	12/5/19
Rebounds	18	at Northwestern	1/13/19
Assists	5	vs. Western Illinois	11/17/19
Steals	3	6x: last vs. Nebraska	1/31/19
Blocks	3	6x last at Chattanooga	11/14/19
FG	8	2x last at Virginia Tech	12/5/19
3FG	1	at Wisconsin	12/31/18
FT	4	vs. Western Illinois	11/15/18
Minutes	39	2x: last vs. Michigan	1/5/19

- SEASON HIGHS

Points	18	at Virginia Tech	12/5/19
Rebounds	14	vs. Western Illinois	11/17/19
Assists	5	vs. Western Illinois	11/17/19
Steals	2	2x last vs. Western Kentucky	12/18/19
Blocks	3	at Chattanooga	11/14/19
FG	8	at Virginia Tech	12/5/19
3FG			
FT	4	vs. Bowling Green	12/21/19
Minutes	33	vs. Wisconsin	12/31/19

- MISCELLANEOUS GAME STATS

	19-20	19-20 B1G	Career	Career B1G
Double-Doubles	3 (3-0)	1 (1-0)	5 (3-2)	1 (1-0)
10+ Points	5 (4-1)	1 (1-0)	15 (12-3)	6 (6-0)
20+ Points	-	-	6 (5-1)	2 (1-1)
10+ Rebounds	3 (3-0)	1 (1-0)	11 (6-5)	5 (2-3)
5+ Assists	-	-	-	-
1+ 3PT Field Goals	-	-	1 (0-1)	1 (0-1)
2+ 3PT Field Goals	-	-	5 (2-3)	1 (0-1)
3+ Blocks	-	-	-	-
Led Team in Pts.	1 (0-1)	-	13 (5-8)	5 (2-3)
Led Team in Rebs.	5 (5-0)	1 (1-0)	10 (6-4)	1 (1-0)
Led Team in Assists	-	-	-	-
Led Team in Steals	1 (1-0)	-	12 (8-4)	6 (2-4)
Led Team in Blocks	2 (2-0)	-	9 (4-5)	3 (1-2)
Complete Games	-	-	-	-

- CAREER STATS

SEASON	TEAM	GP-GS	MIN/AVG	FG-FGA	FG%	3FG-FGA	3FG%	FT-FTA	FT%	OFF	DEF	TOT	AVG	PF-FO	AST	TO	BLK	STL	PTS	AVG
2017-18	Purdue	34-17	740/21.8	69-176	.392	0-2	.000	20-41	.488	55	108	163	4.8	68-1	24	58	28	19	158	4.6
2018-19	Purdue	34-34	996/29.3	92-241	.382	1-4	.250	42-71	.592	90	172	262	7.7	68-0	44	84	24	28	227	6.7
2019-20	Purdue	15-15	343/22.9	44-99	.444	0-2	.000	21-32	.656	34	78	112	7.5	22-0	15	32	10	11	109	7.3
TOTAL		83-66	2079/25.0	205-516	.397	1-8	.125	83-144	.576	179	358	537	6.5	158-1	83	174	62	58	494	6.0



30 | NYAGOOA GONY
SO. | F | 6-2 | LINCOLN, NEB. | LINCOLN

- Appeared in 31 games with one start, averaging 9.0 minutes per game
- Named the team's Co-Most Improved Player at the Purdue women's basketball postseason banquet
- Two-time honorable mention all-state honoree
- Led the state of Nebraska in rebounding in 2015-16

- CAREER HIGHS

Points	6	vs. Miami (21)	11/29/18
Rebounds	9	at Ball State	11/7/18
Assists	1	4x: last at Nebraska	1/23/20
Steals	1	2x: last vs. Northwestern	2/17/19
Blocks	2	5x: last vs. Minnesota	2/14/19
FG	2	vs. Purdue Fort Wayne	11/18/18
3FG			
FT	4	vs. Miami (21)	11/29/18
Minutes	21	vs. Illinois	3/6/19

- SEASON HIGHS

Points	4	vs. Ohio State	2/29/20
Rebounds	5	vs. Ohio State	2/29/20
Assists	1	at Nebraska	1/23/20
Steals	1	vs. Drake	11/29/30
Blocks			
FG	1	vs. Drake	11/29/30
3FG			
FT	2	vs. Ohio State	2/29/20
Minutes	9	vs. Drake	11/29/30

- MISCELLANEOUS GAME STATS

	19-20	19-20 B1G	Career	Career B1G
Double-Doubles	-	-	-	-
10+ Points	-	-	-	-
20+ Points	-	-	-	-
10+ Rebounds	-	-	-	-
5+ Assists	-	-	-	-
1+ 3PT Field Goals	-	-	-	-
2+ 3PT Field Goals	-	-	-	-
3+ Blocks	-	-	-	-
Led Team in Pts.	-	-	-	-
Led Team in Rebs.	-	-	-	-
Led Team in Assists	-	-	-	-
Led Team in Steals	-	-	-	-
Led Team in Blocks	-	-	3 (2-1)	-
Complete Games	-	-	-	-

- CAREER STATS

SEASON	TEAM	GP-GS	MIN/AVG	FG-FGA	FG%	3FG-FGA	3FG%	FT-FTA	FT%	OFF	DEF	TOT	AVG	PF-FO	AST	TO	BLK	STL	PTS	AVG
2018-19	Purdue	31-1	280/9.0	11-30	.367	0-1	.000	12-19	.632	22	30	52	1.7	32-0	5	17	18	5	34	1.1
2019-20	Purdue	14-0	33/2.4	2-5	.400	0-0	.000	2-2	1.000	3	3	6	0.4	6-0	1	2	0	1	6	0.4
TOTAL		45-1	314/7.0	13-35	.371	0-1	.000	14-21	.667	25	33	58	1.3	38-0	6	19	18	6	40	0.9

- GAME-BY-GAME

2019-20	Min.	FG	3FG	FT	0-D-T	PF	Pts	A	To	S	B	+/-
Milwaukee	18	3-4	0-0	2-4	1-6-7	0	8	1	2	0	0	7
@Chattanooga	20	1-4	0-0	1-2	1-6-7	1	3	1	1	1	3	12
Western Illinois	31	5-8	0-0	3-6	7-7-14	2	13	5	5	0	2	13
Northern Illinois	21	3-7	0-0	2-2	2-6-8	2	8	0	1	2	0	6
vs. Drake	19	1-3	0-0	1-2	4-4-8	2	3	0	4	1	1	0
vs. ASU	19	4-6	0-0	1-1	4-4-8	3	9	1	1	1	0	7
vs. Gonzaga	19	2-6	0-0	0-0	1-5-6	3	4	0	2	0	0	-7
@Virginia Tech	25	8-13	0-0	2-3	4-2-6	0	18	1	2	0	1	-6
Kent State	25	4-9	0-0	0-0	3-5-8	1	8	2	2	1	1	13
@South Carolina	21	0-4	0-0	0-0	0-2-2	1	0	0	1	0	1	-21
Western Kentucky	29	4-10	0-0	3-5	1-6-7	1	11	0	4	2	0	8
Bowling Green	23	3-6	0-0	4-5	3-7-10	3	10	0	2	1	0	13
@Ohio State	31	1-6	0-0	2-2	0-8-8	1	4	2	2	1	0	20
Wisconsin	33	5-10	0-1	0-0	2-9-11	2	10	2	1	0	1	13
Rutgers	11	0-3	0-1	0-0	1-1-2	0	0	0	1	1	0	-8
@Indiana	Did Not Play (Injury)											
@Northwestern	Did Not Play (Injury)											
Illinois	Did Not Play (Injury)											
Minnesota	Did Not Play (Injury)											
@Nebraska	Did Not Play (Injury)											
Penn State	Did Not Play (Injury)											
@Michigan State	Did Not Play (Injury)											
Indiana	Did Not Play (Injury)											
@Michigan	Did Not Play (Injury)											
Iowa	Did Not Play (Injury)											
@Wisconsin	Did Not Play (Injury)											
@Illinois	Did Not Play (Injury)											
Michigan State	Did Not Play (Injury)											
@Maryland	Did Not Play (Injury)											
Ohio State	Did Not Play (Injury)											
Michigan State												
Big Ten												
Big Ten												
NCAA/WNIT												
NCAA/WNIT												





32 | AE'RIANNA HARRIS
SR. | F | 6-1 | INDIANAPOLIS, IND. | LAWRENCE NORTH

- Tabbed First Team All-Big Ten, all-defensive team, a semifinalist for Naismith Defensive Player of the Year and finalist for the Leslie Award.
- All-Gulf Coast Showcase Team selection - averaged 9.7 poits, 9.7 rebounds and 3.33 blocks per game
- Became the first player in program and fifth in Big Ten history to amass 300 blocks in a career
- 2019 AP Honorable Mention All-America, Naismith Defensive Player of the Year Finalist, Big Ten Defensive Player of the Year
- One-of-4 players in conference history to win Big Ten Defensive Player of the Year in back-to-back seasons
- Named Second Team All-Big Ten and a unanimous pick for the Big Ten All-Defensive Team
- Became the 34th 1,000-point scorer in program history and the 17th individual to hit the mark during her junior year
- Entered 2019-20 as the NCAA active career shot block leader and one of two DI players among the top-five returners.
- "She can change games without scoring a point" - ESPNW's Graham Hays in the ESPNW Preseason Top-25 Players
- Has a vertical of 24 inches, second on the team and a 6-10 wingspan
- Has blocked at least five shots in 17 games in her career

- CAREER HIGHS

Points	27	vs. Penn State	1/28/18
Rebounds	18	vs. Indiana	2/12/18
Assists	5	2x last vs. Illinois	1/17/20
Steals	3	8x last vs. Ohio State	2/29/20
Blocks	9	vs. No. 5 South Carolina	12/15/19
FG	12	vs. Penn State	1/28/18
3FG	1	vs. Rutgers	1/10/18
FTM	9	vs. Albany	12/19/18
Minutes	44	at Rutgers (20)	1/16/19

- SEASON HIGHS

Points	25	at Nebraska	1/23/20
Rebounds	17	vs. Western Illinois	11/17/19
Assists	5	vs. Illinois	1/17/20
Steals	3	3x last vs. Ohio State	2/29/20
Blocks	9	vs. No. 5 South Carolina	12/15/19
FG	10	3x last at Nebraska	1/23/20
3FG			
FT	8	vs. Wisconsin	12/31/19
Minutes	38	vs. Arizona State	11/30/19

- MISCELLANEOUS GAME STATS

	19-20	19-20 B1G	Career	Career B1G
Double-Doubles	7 (7-0)	4 (4-0)	29 (18-9)	13 (6-7)
10+ Points	23 (15-8)	14 (8-6)	84 (50-34)	44 (21-23)
20+ Points	5 (4-1)	4 (3-1)	11 (9-2)	6 (4-2)
10+ Rebounds	10 (7-3)	5 (3-2)	40 (26-14)	19 (10-9)
5+ Assists	1 (1-0)	1 (1-0)	2 (2-0)	1 (1-0)
1+ 3PT Field Goals	-	-	1 (1-0)	1 (1-0)
2+ 3PT Field Goals	-	-	-	-
3+ Blocks	15 (8-7)	6 (2-4)	71 (43-28)	35 (18-17)
Lead Team in Pts.	8 (5-3)	6 (3-3)	22 (15-7)	13 (6-7)
Lead Team in Rebs.	18 (11-7)	11 (6-5)	75 (47-28)	40 (22-18)
Lead Team in Assists	2 (1-1)	2 (1-1)	4 (2-2)	3 (1-2)
Lead Team in Steals	8 (2-6)	6 (1-5)	32 (9-23)	15 (4-11)
Lead Team in Blocks	27 (14-13)	17 (7-10)	106 (59-47)	58 (28-30)
Complete Games	-	-	6 (3-3)	4 (2-2)

- GAME-BY-GAME

2019-20	Min.	FG	3FG	FT	0-D-T	PF	Pts	A	To	S	B	+/-
Milwaukee	35	3-7	0-0	6-8	0-5-5	1	12	2	3	1	3	17
@Chattanooga	25	8-13	0-0	0-0	0-5-5	1	16	2	2	0	0	19
Western Illinois	37	5-12	0-0	4-4	3-14-17	1	14	0	0	0	3	11
Northern Illinois	34	3-9	0-0	0-0	1-9-10	0	6	1	0	2	5	7
vs. Drake	35	4-8	0-0	3-5	1-10-11	2	11	0	3	0	4	13
vs. ASU	38	4-8	0-0	4-6	2-6-8	2	12	0	5	1	3	13
vs. Gonzaga	27	1-6	0-0	4-8	4-6-10	5	6	1	2	0	3	-1
@Virginia Tech	31	5-9	0-0	2-2	1-6-7	4	12	1	2	1	3	-5
Kent State	20	3-7	0-0	6-10	3-2-5	3	12	0	1	0	0	6
@South Carolina	35	3-13	0-0	4-6	3-4-7	2	10	0	0	2	9	-30
Western Kentucky	31	3-5	0-0	2-2	1-5-6	3	8	1	2	0	1	16
Bowling Green	35	10-18	0-0	3-7	5-9-14	2	23	2	3	1	5	6
@Ohio State	32	4-13	0-0	4-6	1-6-7	2	12	1	3	2	2	19
Wisconsin	38	3-10	0-0	8-8	0-7-7	2	14	2	1	0	5	13
Rutgers	35	4-8	0-0	1-1	2-5-7	2	9	1	4	0	1	-4
@Indiana	30	6-14	0-0	3-4	1-3-4	2	15	1	3	1	1	-20
@Northwestern	35	3-15	0-1	2-2	4-10-14	4	8	2	3	3	3	-7
Illinois	34	6-11	0-0	1-3	2-8-10	2	13	5	1	0	4	20
Minnesota	31	5-10	0-0	5-6	1-4-5	0	15	0	3	1	7	-26
@Nebraska	33	10-12	0-0	5-6	2-7-9	4	25	2	0	0	3	9
Penn State	35	10-14	0-0	1-1	4-8-12	2	21	4	2	0	2	15
@Michigan State	37	6-13	0-0	4-5	0-9-9	2	16	3	0	0	1	7
Indiana	39	7-15	0-0	2-3	1-6-7	2	16	1	3	3	2	-10
@Michigan	37	6-11	0-0	2-4	1-2-3	1	14	2	1	1	4	-1
Iowa	34	2-9	0-0	4-6	4-3-7	3	8	1	3	1	1	-25
@Wisconsin	33	10-16	0-0	3-5	2-10-12	1	23	2	1	0	1	5
@Illinois	30	7-7	0-0	2-7	3-6-9	3	16	3	1	1	0	10
Michigan State	37	8-15	0-0	4-6	2-7-9	3	20	4	1	2	1	1
@Maryland	31	5-12	0-0	0-0	4-6-10	1	10	1	2	2	4	-27
Ohio State	31	4-13	0-0	1-1	1-3-4	2	9	3	0	3	2	-8
Michigan State												
Big Ten												
Big Ten												
NCAA/WNIT												
NCAA/WNIT												

- CAREER STATS

SEASON	TEAM	GP-GS	MIN/AVG	FG-FGA	FG%	3FG-FGA	3FG%	FT-FTA	FT%	OFF	DEF	TOT	AVG	PF-FO	AST	TO	BLK	STL	PTS	AVG
2016-17	Purdue	36-14	789/21.9	110-210	.524	0-0	.000	38-69	.551	55	132	187	5.2	82-1	24	45	75	28	258	7.2
2017-18	Purdue	34-34	1087/32.0	164-316	.519	1-2	.500	69-90	.767	81	223	304	8.9	81-0	60	63	105	42	398	11.7
2018-19	Purdue	34-33	1109/32.6	173-352	.491	0-2	.000	100-146	.685	98	222	320	9.4	89-0	40	61	104	37	446	13.1
2019-20	Purdue	30-28	990/33.0	158-333	.474	0-1	.000	90-132	.682	59	191	250	8.3	64-1	48	55	83	28	406	13.5
TOTAL		134-109	3975/29.7	605-1211	.500	1-5	.200	297-437	.680	293	768	1061	7.9	316-2	172	224	367	135	1508	11.3



35 | RICKIE WOLTMAN
FR. | F | 6-3 | ST. LOUIS, MO. | INCARNATE WORD

- Four-year varsity letterwinner and starter at Incarnate Word Academy
- Led her team to three straight Missouri High School State Championships in 2017, 2018 and 2019
- Made Purdue debut against Milwaukee, snagging four rebounds in six minutes of action

- CAREER HIGHS

Points	4	2x last vs. Kent State	12/8/19
Rebounds	4	Milwaukee	11/10/19
Assists			
Steals			
Blocks	1	5x last at No. 12/13 Indiana	1/9/20
FG	2	2x last vs. Kent State	12/8/19
3FG			
FT			
Minutes	13	vs. Illinois	1/17/20

- SEASON HIGHS

Points	4	2x last vs. Kent State	12/8/19
Rebounds	4	Milwaukee	11/10/19
Assists			
Steals			
Blocks	1	5x last at No. 12/13 Indiana	1/9/20
FG	2	2x last vs. Kent State	12/8/19
3FG			
FT			
Minutes	13	vs. Illinois	1/17/20

- MISCELLANEOUS GAME STATS

	19-20	19-20 B1G	Career	Career B1G
Double-Doubles	-	-	-	-
10+ Points	-	-	-	-
20+ Points	-	-	-	-
10+ Rebounds	-	-	-	-
5+ Assists	-	-	-	-
1+ 3PT Field Goals	-	-	-	-
2+ 3PT Field Goals	-	-	-	-
3+ Blocks	-	-	-	-
Lead Team in Pts.	-	-	-	-
Lead Team in Rebs.	-	-	-	-
Lead Team in Assists	-	-	-	-
Lead Team in Steals	-	-	-	-
Lead Team in Blocks	-	-	-	-
Complete Games	-	-	-	-

- GAME-BY-GAME

2019-20	Min.	FG	3FG	FT	0-D-T	PF	Pts	A	To	S	B	+/-
Milwaukee	7	0-0	0-0	0-0	0-4-4	0	0	0	1	0	1	-5
@Chattanooga	10	2-2	0-0	0-0	1-0-1	1	4	0	2	0	1	2
Western Illinois	2	0-0	0-0	0-0	0-0-0	0	0	0	1	0	0	-4
Northern Illinois	4	0-1	0-0	0-0	1-2-3	1	0	0	0	0	1	-3
vs. Drake	2	0-0	0-0	0-0	0-0-0	0	0	0	0	0	0	-4
vs. ASU												
vs. Gonzaga	4	1-1	0-0	0-0	1-0-1	1	2	0	0	0	0	-1
@Virginia Tech	2	0-0	0-0	0-0	0-0-0	2	0	0	1	0	0	-3
Kent State	9	2-2	0-0	0-1	1-2-3	3	4	0	1	0	0	10
@South Carolina	8	0-2	0-0	0-0	1-1-2	2	0	0	2	0	0	-14
Western Kentucky	2	0-0	0-0	0-0	0-2-2	1	0	0	1	0	0	1
Bowling Green	6	0-0	0-0	0-0	0-2-2	1	0	0	0	0	0	-1
@Ohio State	6	0-1	0-0	0-0	1-0-1	0	0	0	0	0	0	-5
Wisconsin	4	0-0	0-0	0-0	0-1-1	1	0	0	0	0	0	1
Rutgers	3	0-0	0-0	0-0	0-0-0	0	0	0	0	0	1	1
@Indiana	7	1-1	0-0	0-0	0-2-2	2	2	0	1	0	1	-5
@Northwestern	6	1-3	0-0	0-0	0-2-2	2	2	0	0	0	0	-5
Illinois	13	0-3	0-0	0-0	2-1-3	1	0	0	2	0	0	-6
Minnesota	4	0-0	0-0	1-2	1-0-1	0	1	0	0	0	0	3
@Nebraska	2	0-0	0-0	0-0	0-0-0	2	0	0	1	0	0	-3
Penn State												
@Michigan State												
Indiana												
@Michigan												
Iowa												
@Wisconsin												
@Illinois												
Michigan State												
@Maryland												
Ohio State												
Michigan State												
Big Ten												
Big Ten												
NCAA/WNIT												
NCAA/WNIT												

- CAREER STATS

SEASON	TEAM	GP-GS	MIN/AVG	FG-FGA	FG%	3FG-FGA	3FG%	FT-FTA	FT%	OFF	DEF	TOT	AVG	PF-FO	AST	TO	BLK	STL	PTS	AVG
2019-20	Purdue	19-0	91/4.8	8-14	.571	0-0	.000	1-3	.333	9	17	26	1.4	19-0	0	11	6	0	17	0.9
TOTAL		19-0	91/4.8	8-14	.571	0-0	.000	1-3	.333	9	17	26	1.4	19-0	0	11	6	0	17	0.9



45 | FATOU DIAGNE
R-JR. | C | 6-4 | THIES, SENEGAL | KOCC BARMA | GULF COAST STATE

- Made first start of the season against Kent State
- made great improvements during the offseason, thanks to two months with the Senegalese National Team
- Named to Senegal Women's National Team for 2019 AfroBasket and guided the Lionnes to the championship game
- Appeared in all five games, averaging six points and 7.4 rebounds per game at 2019 AfroBasket
- Did not travel with team to Australia due to national team commitments
- Played in 31 games, including six starts, averaging 9.1 minutes per game for the Boilermakers in 2018-19
- Sat out the 2017-18 season at Purdue due to injuries (foot)
- Played on back-to-back NJCAA National Championship teams at Gulf Coast State College
- Second player in program history from Senegal, following Aya Traore (2004-06)

- CAREER HIGHS

Points	12	at No. 7 Maryland	2/25/20
Rebounds	14	vs. No. 20 Iowa	2/9/20
Assists	3	2x last vs. Kent State	12/8/19
Steals	2	at No. 7 Maryland	2/25/20
Blocks	3	vs. Illinois	2/7/19
FG	5	2x last at No. 7 Maryland	2/25/20
3FG			
FT	2	at Northwestern	1/12/20
Minutes	30	at No. 7 Maryland	2/25/20

- SEASON HIGHS

Points	12	at No. 7 Maryland	2/25/20
Rebounds	14	vs. No. 20 Iowa	2/9/20
Assists	3	vs. Kent State	12/8/19
Steals	2	at No. 7 Maryland	2/25/20
Blocks	2	2x last at Virginia Tech	12/5/19
FG	5	2x last at No. 7 Maryland	2/25/20
3FG			
FT	2	at Northwestern	2/6/20
Minutes	30	at No. 7 Maryland	2/25/20

- MISCELLANEOUS GAME STATS

	19-20	19-20 B1G	Career	Career B1G
Double-Doubles	-	-	-	-
10+ Points	2 (0-2)	2 (0-2)	2 (0-2)	2 (0-2)
20+ Points	-	-	-	-
10+ Rebounds	1 (0-1)	1 (0-1)	1 (0-1)	1 (0-1)
5+ Assists	-	-	-	-
1+ 3PT Field Goals	-	-	-	-
2+ 3PT Field Goals	-	-	-	-
3+ Blocks	-	-	-	-
Led Team in Pts.	1 (0-1)	1 (0-1)	1 (0-1)	1 (0-1)
Led Team in Rebs.	1 (0-1)	1 (0-1)	1 (0-1)	1 (0-1)
Led Team in Assists	-	-	-	-
Led Team in Steals	1 (0-1)	1 (0-1)	1 (0-1)	1 (0-1)
Led Team in Blocks	2 (1-1)	1 (0-1)	2 (1-1)	1 (0-1)
Complete Games	-	-	-	-

- GAME-BY-GAME

2019-20	Min.	FG	3FG	FT	0-D-T	PF	Pts	A	To	S	B	+/-
Milwaukee	7	1-2	0-0	1-2	0-1-1	3	3	0	1	0	1	-3
@Chattanooga	11	3-5	0-0	0-0	1-5-6	0	6	0	0	0	0	11
Western Illinois	2	0-0	0-0	0-0	0-1-1	2	0	0	0	0	0	0
Northern Illinois	2	0-0	0-0	0-0	0-0-0	0	0	0	0	0	0	1
vs. Drake	2	0-0	0-0	0-0	0-1-1	2	0	0	0	0	0	4
vs. ASU	15	2-2	0-0	0-0	0-6-6	3	4	0	2	0	2	7
vs. Gonzaga	16	1-2	0-0	1-2	1-4-5	1	3	0	1	0	0	-6
@Virginia Tech	18	3-6	0-0	0-0	1-2-3	2	6	0	1	1	2	-11
Kent State	14	1-2	0-0	0-0	0-5-5	3	2	3	1	0	1	-3
@South Carolina	9	0-1	0-0	0-0	0-1-1	0	0	0	0	0	0	-12
Western Kentucky	7	0-2	0-0	0-0	0-2-2	2	0	0	1	0	0	0
Bowling Green												Did Not Play
@Ohio State	3	0-0	0-0	0-0	0-2-2	2	0	0	1	0	0	2
Wisconsin	3	0-0	0-0	0-0	0-1-1	0	0	1	1	0	0	1
Rutgers	14	0-2	0-0	1-2	0-1-1	0	1	0	0	0	0	-8
@Indiana	6	1-3	0-0	0-0	2-1-3	1	2	0	2	0	1	1
@Northwestern	8	0-0	0-0	2-4	2-2-4	1	2	1	0	0	0	2
Illinois	2	0-0	0-0	0-0	2-1-3	1	0	0	1	0	0	-3
Minnesota	5	0-0	0-0	1-2	0-0-0	0	1	0	0	0	0	10
@Nebraska	12	1-2	0-0	0-0	1-3-4	1	2	0	4	0	0	-6
Penn State	10	1-3	0-0	0-0	1-3-4	2	2	0	1	1	0	1
@Michigan State	5	0-1	0-0	0-0	1-0-1	2	0	0	1	0	0	6
Indiana	2	0-2	0-0	0-0	1-1-2	1	0	0	0	0	0	-3
@Michigan	23	5-7	0-0	1-2	3-3-6	1	11	0	0	1	1	-3
Iowa	17	3-6	0-0	1-3	6-8-14	1	7	0	0	1	1	3
@Wisconsin	27	4-6	0-0	0-0	4-5-9	3	8	1	2	1	1	1
@Illinois	23	2-6	0-0	0-0	3-2-5	1	4	1	2	0	0	8
Michigan State	19	2-4	0-0	3-4	3-2-5	1	7	1	1	2	0	-7
@Maryland	30	6-7	0-0	0-1	2-4-6	2	12	0	1	2	0	-30
Ohio State	16	2-5	0-0	0-0	3-0-3	2	4	0	1	0	0	-8
Michigan State												
Big Ten												
Big Ten												
NCAA/WNIT												
NCAA/WNIT												

- CAREER STATS

SEASON	TEAM	GP-GS	MIN/AVG	FG-FGA	FG%	3FG-FGA	3FG%	FT-FTA	FT%	OFF	DEF	TOT	AVG	PF-FO	AST	TO	BLK	STL	PTS	AVG
2018-19	Purdue	31-6	281/9.1	27-52	.519	0-0	.000	2-12	.167	22	51	73	2.4	42-0	5	30	11	0	56	1.8
2019-20	Purdue	29-7	326/11.2	38-76	.500	0-0	.000	11-22	.500	37	67	104	3.6	40-0	8	25	10	9	87	3.0
TOTAL		60-13	607/10.1	65-128	.508	0-0	.000	13-34	.382	59	118	177	3.0	82-0	13	55	21	9	143	2.4

PURDUE WOMEN'S BASKETBALL GAME NOTES

GAME 31 | VS. MICHIGAN STATE | BIG TEN TOURNAMENT 2ND ROUND

#1 KARISSA MC LAUGHLIN

YEAR	GP-GS	MIN-AVG	FG-FGA-%	3P-3PA-%	FT-FTA-%	O-D-TOT	AVG	PF-DQ	AST	TO	BL	ST	PTS-AVG
2018	1-1	40-40.0	5-10-.500	2-5-.400	1-1-1.000	1-1-2	2.0	1-0	5	3	0	2	13-13.0
2019	3-3	105-35.0	12-41-.310	8-30-.333	9-10-.900	1-6-7	2.5	3-0	10	4	0	2	41-15.0
2020													
TOTAL	4-4	145-36.3	17-51-.333	10-35-.286	10-11-.909	2-7-9	2.3	4-0	15	7	0	4	54-13.5

GAME-BY-GAME

DATE	OPP	GP-ST	MIN	FG-FGA	3P-3PA	FT-FTA	O-D-T	PF	AST	TO	BL	ST	PTS
3/6/19	ILLINOIS	1-1	34	5-13	3-9	4-4	0-1-1	0	4	0	0	0	17
3/7/19	NEBRASKA	1-1	28	4-16	3-9	2-2	1-3-4	1	4	2	0	1	13
3/8/19	RUTGERS	1-1	33	3-12	2-9	3-4	0-2-2	2	2	2	0	1	11

3/1/18	RUTGERS	1-1	40	5-10	2-5	1-1	1-1-2	1	5	3	0	2	13
--------	---------	-----	----	------	-----	-----	-------	---	---	---	---	---	----

#2 BRIA HARMON

YEAR	GP-GS	MIN-AVG	FG-FGA-%	3P-3PA-%	FT-FTA-%	O-D-TOT	AVG	PF-DQ	AST	TO	BL	ST	PTS-AVG
2020													
TOTAL													

GAME-BY-GAME

DATE	OPP	GP-ST	MIN	FG-FGA-%	3P-3PA-%	FT-FTA-%	O-D-T	PF	AST	TO	BL	ST	PTS
------	-----	-------	-----	----------	----------	----------	-------	----	-----	----	----	----	-----

#3 LYNDSEY WHILBY

YEAR	GP-GS	MIN-AVG	FG-FGA-%	3P-3PA-%	FT-FTA-%	O-D-TOT	AVG	PF-DQ	AST	TO	BL	ST	PTS-AVG
2019	2-0	48-19.0	9-21-.563	5-9-.714	2-2-1.000	1-3-4	2.0	1-0	1	4	0	2	25-12.5
2020													
TOTAL	3-0	48-16.0	9-21-.426	5-9-.556	2-2-1.000	1-3-4	1.3	1-0	1	4	0	2	25-8.3

GAME-BY-GAME

DATE	OPP	GP-ST	MIN	FG-FGA	3P-3PA	FT-FTA	O-D-T	PF	AST	TO	BL	ST	PTS
3/6/19	ILLINOIS	1-0	17	5-9	2-4	2-2	1-2-3	0	0	3	0	2	14
3/7/19	NEBRASKA	1-0	22	4-7	3-3	0-0	0-1-1	1	1	0	0	0	11
3/8/19	RUTGERS	1-0	10	0-5	0-2	0-0	0-0-0	0	0	1	0	0	0

#5 CASSIDY HARDIN

YEAR	GP-GS	MIN-AVG	FG-FGA-%	3P-3PA-%	FT-FTA-%	O-D-TOT	AVG	PF-DQ	AST	TO	BL	ST	PTS-AVG
2019	2-0	14-7.0	0-4-.000	0-4-.000	0-0-.000	2-1-3	1.5	2-0	2	2	0	0	0-0.0
2020													
TOTAL	2-0	14-7.0	0-4-.000	0-4-.000	0-0-.000	2-1-3	1.5	2-0	2	2	0	0	0-0.0

GAME-BY-GAME

DATE	OPP	GP-ST	MIN	FG-FGA-%	3P-3PA-%	FT-FTA-%	O-D-T	PF	AST	TO	BL	ST	PTS
3/6/19	ILLINOIS	1-0	7	0-1	0-1	0-0	0-0-0	1	1	0	0	0	0
3/8/19	RUTGERS	1-0	7	0-3	0-3	0-0	2-1-3	1	1	2	0	0	0

#11 DOMINIQUE ODEN

YEAR	GP-GS	MIN-AVG	FG-FGA-%	3P-3PA-%	FT-FTA-%	O-D-TOT	AVG	PF-DQ	AST	TO	BL	ST	PTS-AVG
2017	4-4	120-30.0	17-33-.515	11-21-.524	10-11-.909	3-8-11	2.8	7-0	7	4	0	2	55-13.8
2018	1-1	40-40.0	9-18-.500	2-7-.286	5-5-1.000	0-4-4	4.0	4-0	1	1	0	1	25-25.0
2019	3-3	101-33.7	16-37-.560	3-11-.250	6-8-.750	5-7-12	4.0	7-0	10	4	0	8	41-13.7
2020													
TOTAL	8-8	261-32.6	40-76-.526	14-32-.438	19-22-.864	7-16-23	2.9	18	18	9	0	11	121-15.1

GAME-BY-GAME

DATE	OPP	GP-ST	MIN	FG-FGA-%	3P-3PA-%	FT-FTA-%	O-D-T	PF	AST	TO	BL	ST	PTS
3/6/19	ILLINOIS	1-1	34	5-10	0-1	3-4	0-2-2	2	2	1	0	3	13
3/7/19	NEBRASKA	1-1	32	9-15	1-3	1-2	4-2-6	4	4	1	0	3	20
3/8/19	RUTGERS	1-1	35	2-12	2-7	2-2	1-3-4	1	4	2	0	2	8

3/1/18	RUTGERS	1-1	40	9-18	2-7	5-5	0-4-4	4	1	1	0	1	25
--------	---------	-----	----	------	-----	-----	-------	---	---	---	---	---	----

3/2/17	ILLINOIS	1-1	22	1-3	0-2	0-0	0-1-1	2	0	0	0	0	2
3/3/17	INDIANA	1-1	30	8-11	5-8	3-4	2-1-3	2	2	0	0	0	24
3/4/17	OHIO STATE	1-1	38	6-12	4-5	4-4	1-3-4	1	3	2	0	1	20
3/5/17	MARYLAND	1-1	30	2-7	2-6	3-3	0-3-3	2	2	2	0	1	9

#12 ROXANE MAKOLO

YEAR	GP-GS	MIN-AVG	FG-FGA-%	3P-3PA-%	FT-FTA-%	O-D-TOT	AVG	PF-DQ	AST	TO	BL	ST	PTS-AVG
2020													
TOTAL													

GAME-BY-GAME

DATE	OPP	GP-ST	MIN	FG-FGA-%	3P-3PA-%	FT-FTA-%	O-D-T	PF	AST	TO	BL	ST	PTS
TBA													

#13 AJAH STALLINGS

YEAR	GP-GS	MIN-AVG	FG-FGA-%	3P-3PA-%	FT-FTA-%	O-D-TOT	AVG	PF-DQ	AST	TO	BL	ST	PTS-AVG
2019													
2020													
TOTAL													

GAME-BY-GAME

DATE	OPP	GP-ST	MIN	FG-FGA-%	3P-3PA-%	FT-FTA-%	O-D-T	PF	AST	TO	BL	ST	PTS
TBA													

#22 JENELLE GRANT

YEAR	GP-GS	MIN-AVG	FG-FGA-%	3P-3PA-%	FT-FTA-%	O-D-TOT	AVG	PF-DQ	AST	TO	BL	ST	PTS-AVG
2020													
TOTAL													

GAME-BY-GAME

DATE	OPP	GP-ST	MIN	FG-FGA-%	3P-3PA-%	FT-FTA-%	O-D-T	PF	AST	TO	BL	ST	PTS
TBA													

#23 KAYANA TRAYLOR

YEAR	GP-GS	MIN-AVG	FG-FGA-%	3P-3PA-%	FT-FTA-%	O-D-TOT	AVG	PF-DQ	AST	TO	BL	ST	PTS-AVG
2019	3-3	96-32	7-21-.333	1-8-.125	12-16-.75	2-1-3	1.0	6-0	15	8	0	4	27-9.0
2020													
TOTAL	3-3	96-32	7-21-.333	1-8-.125	12-16-.75	2-1-3	1.0	6-0	15	8	0	4	27-9.0

GAME-BY-GAME

DATE	OPP	GP-ST	MIN	FG-FGA-%	3P-3PA-%	FT-FTA-%	O-D-T	PF	AST	TO	BL	ST	PTS
3/6/19	ILLINOIS	1-1	31	1-9	1-4	4-4	2-0-2	1	7	2	0	0	7
3/7/19	NEBRASKA	1-1	28	5-7	0-2	2-2	0-0-0	2	5	2	0	1	12
3/8/19	RUTGERS	1-1	36	1-5	0-2	6-10	0-1-1	3	3	4	0	3	8

#25 TAMARA FARQUHAR

YEAR	GP-GS	MIN-AVG	FG-FGA-%	3P-3PA-%	FT-FTA-%	O-D-TOT	AVG	PF-DQ	AST	TO	BL	ST	PTS-AVG
2018	1-1	33-33.0	1-5-.200	0-1-.000	1-4-.250	3-2-5	5.0	3-0	2	2	2	1	3-3.0
2019	3-3	82-27.3	11-29-.379	0-0-.000	4-4-1.000	17-17-34	11.3	4-0	4	8	3	1	26-8.7
2020													
TOTAL	4-4	115-28.8	12-34-.352	0-1-.000	5-8-.625	20-19-39	9.8	7-0	6	10	5	2	29-7.3

GAME-BY-GAME

DATE	OPP	GP-ST	MIN	FG-FGA-%	3P-3PA-%	FT-FTA-%	O-D-T	PF	AST	TO	BL	ST	PTS
3/6/19	ILLINOIS	1-1	23	3-6	0-0	2-2	4-4-8	2	0	3	0	0	8
3/7/19	NEBRASKA	1-1	31	3-11	0-0	0-0	7-8-15	1	4	3	2	0	6
3/8/19	RUTGERS	1-1	28	5-12	0-0	2-2	6-5-11	1	0	2	1	1	12

3/1/18	RUTGERS	1-1	33	1-5	0-1	1-4	3-2-5	3	2	2	2	1	3
--------	---------	-----	----	-----	-----	-----	-------	---	---	---	---	---	---

#30 NYAGOA GONY

YEAR	GP-GS	MIN-AVG	FG-FGA-%	3P-3PA-%	FT-FTA-%	O-D-TOT	AVG	PF-DQ	AST	TO	BL	ST	PTS-AVG
2019	3-0	40-13.3	0-1-.000	0-0-.000	0-0-.000	3-6-9	3.0	4-0	1	1	0	2	0-0.0
2020													
TOTAL	3-0	40-13.3	0-1-.000	0-0-.000	0-0-.000	3-6-9	3.0	4-0	1	1	0	2	0-0.0

GAME-BY-GAME

DATE	OPP	GP-ST	MIN	FG-FGA-%	3P-3PA-%	FT-FTA-%	O-D-T	PF	AST	TO	BL	ST	PTS
3/6/19	ILLINOIS	1-0	21	0-0	0-0	0-0	3-4-7	0	1	0	0	1	0
3/7/19	NEBRASKA	1-0	12	0-1	0-0	0-0	0-1-1	2	0	1	0	1	0
3/8/19	RUTGERS	1-0	7	0-0	0-0	0-0	0-1-1	2	0	0	1	0	0

#32 AE'RIANNA HARRIS

YEAR	GP-GS	MIN-AVG	FG-FGA-%	3P-3PA-%	FT-FTA-%	O-D-TOT	AVG	PF-DQ	AST	TO	BL	ST	PTS-AVG
2017	4-4	86-21.5	5-15-.333	0-0-.000	6-9-.667	5-10-15	3.8	10-0	1	4	8	1	16-4.0
2018	1-1	40-40.0	4-12-.333	0-0-.000	2-2-1.000	1-7-8	8.0	1-0	1	1	1	2	10-10.0
2019	3-3	101-33.7	14-23-.608	0-0-.000	8-14-.571	10-22-32	10.7	9-0	2	3	6	2	36-12.0
2020													
TOTAL	8-8	227-28.4	23-50-.460	0-0-.000	16-25-.640	16-39-55	6.9	20-0	4	8	15	5	62-7.8

GAME-BY-GAME

DATE	OPP	GP-ST	MIN	FG-FGA-%	3P-3PA-%	FT-FTA-%	O-D-T	PF	AST	TO	BL	ST	PTS
3/6/19	ILLINOIS	1-1	26	6-9	0-0	1-3	4-5-9	3	1	1	0	0	13
3/7/19	NEBRASKA	1-1	37	4-8	0-0	5-9	5-9-14	2	0	1	3	0	13
3/8/19	RUTGERS	1-1	38	4-6	0-0	2-2	1-8-9	4	1	1	3	2	10

3/1/18	RUTGERS	1-1	40	4-12	0-0	2-2	1-7-8	1	1	1	1	2	10
--------	---------	-----	----	------	-----	-----	-------	---	---	---	---	---	----

3/2/17	ILLINOIS	1-1	23	2-4	0-0	3-5	3-3-6	3	0	2	5	1	7
3/3/17	INDIANA	1-1	13	0-2	0-0	0-0	0-2-2	2	0	0	2	0	0
3/4/17	OHIO STATE	1-1	27	1-5	0-0	3-4	1-4-5	4	0	2	0	0	5
3/5/17	MARYLAND	1-1	23	2-4	0-0	0-0	1-1-2	1	1	0	1	0	4



2019-20 Purdue Women's Basketball Opponents Game-by-Game All games

Page 1/1
as of Mar 01, 2020

				Total		3-Pointers		Free throws		Rebounds											
Opponent	Date	Score		FG-FGA	PCT	3FG-FGA	PCT	FT-FTA	PCT	OFF	DEF	TOT	AVG	PF	A	TO	BLK	STL	PTS	AVG	
Milwaukee	11/10/2019	68-55	W	20-60	.333	7-17	.412	8-10	.800	11	20	31	31.0	16	14	12	2	9	55	55.0	
at Chattanooga	11/14/2019	66-34	W	14-64	.219	3-17	.176	3-6	.500	23	17	40	35.5	7	4	21	2	5	34	44.5	
Western Ill.	11/17/2019	66-59	W	24-73	.329	6-26	.231	5-7	.714	11	23	34	35.0	19	11	11	7	15	59	49.3	
Northern Ill.	11/24/2019	68-63	W	24-65	.369	9-21	.429	6-9	.667	10	30	40	36.3	13	16	14	3	9	63	52.8	
vs Drake	11/29/2019	67-47	W	18-62	.290	1-19	.053	10-16	.625	16	18	34	35.8	18	14	19	1	6	47	51.6	
vs Arizona St.	11/30/2019	59-52	W	17-61	.279	3-16	.188	15-26	.577	17	17	34	35.5	21	5	15	3	9	52	51.7	
vs Gonzaga	12/01/2019	50-63	L	23-60	.383	1-12	.083	16-21	.762	9	19	28	34.4	22	11	8	2	9	63	53.3	
at Virginia Tech	12/05/2019	54-67	L	24-59	.407	7-20	.350	12-16	.750	14	25	39	35.0	15	14	15	3	6	67	55.0	
Kent St.	12/08/2019	77-64	W	24-63	.381	6-18	.333	10-14	.714	15	19	34	34.9	23	9	13	6	4	64	56.0	
at South Carolina	12/15/2019	49-85	L	37-76	.487	2-8	.250	9-15	.600	22	34	56	37.0	12	18	14	11	16	85	58.9	
Western Ky.	12/18/2019	67-50	W	18-53	.340	4-17	.235	10-15	.667	9	19	28	36.2	17	11	17	2	13	50	58.1	
Bowling Green	12/21/2019	81-74	W	28-60	.467	11-23	.478	7-12	.583	5	21	26	35.3	24	21	13	2	5	74	59.4	
at Ohio St.	12/28/2019	66-50	W	19-60	.317	5-20	.250	7-9	.778	9	17	26	34.6	15	15	19	6	9	50	58.7	
Wisconsin	12/31/2019	72-61	W	26-68	.382	3-16	.188	6-7	.857	15	22	37	34.8	15	15	9	4	8	61	58.9	
Rutgers	01/05/2020	53-59	L	22-55	.400	5-11	.455	10-11	.909	17	18	35	34.8	18	12	16	2	10	59	58.9	
at Indiana	01/09/2020	48-66	L	23-56	.411	4-15	.267	16-22	.727	12	23	35	34.8	15	12	16	6	11	66	59.3	
at Northwestern	01/12/2020	56-61	L	20-62	.323	2-14	.143	19-26	.731	19	23	42	35.2	14	14	11	6	9	61	59.4	
Illinois	01/16/2020	81-67	W	27-68	.397	7-25	.280	6-15	.400	8	23	31	35.0	22	13	7	4	8	67	59.8	
Minnesota	01/19/2020	59-72	L	27-63	.429	8-19	.421	10-11	.909	11	28	39	35.2	13	14	17	3	14	72	60.5	
at Nebraska	01/22/2020	76-68	W	24-60	.400	6-20	.300	14-20	.700	9	22	31	35.0	14	13	14	5	9	68	60.9	
Penn St.	01/26/2020	81-68	W	24-54	.444	7-13	.538	13-19	.684	8	13	21	34.3	11	11	14	4	8	68	61.2	
at Michigan St.	01/30/2020	76-66	W	24-52	.462	4-15	.267	14-22	.636	11	18	29	34.1	20	13	15	2	7	66	61.4	
Indiana	02/03/2020	54-66	L	26-56	.464	2-10	.200	12-14	.857	12	26	38	34.3	15	13	15	7	3	66	61.6	
at Michigan	02/06/2020	63-66	L	25-58	.431	7-15	.467	9-13	.692	17	27	44	34.7	11	14	18	8	2	66	61.8	
Iowa	02/09/2020	71-83	L	33-56	.589	6-16	.375	11-19	.579	9	22	31	34.5	15	23	10	7	7	83	62.6	
at Wisconsin	02/13/2020	62-59	W	24-63	.381	6-15	.400	5-10	.500	12	24	36	34.6	12	13	7	2	6	59	62.5	
at Illinois	02/16/2020	70-58	W	23-58	.397	8-18	.444	4-4	1.000	6	13	19	34.0	12	8	12	2	11	58	62.3	
Michigan St.	02/20/2020	63-65	L	25-53	.472	6-17	.353	9-11	.818	5	20	25	33.7	15	12	11	6	4	65	62.4	
at Maryland	02/25/2020	45-88	L	38-77	.494	7-17	.412	5-8	.625	19	30	49	34.2	7	23	15	6	10	88	63.3	
Ohio St.	02/29/2020	56-77	L	29-58	.500	3-16	.188	16-22	.727	12	33	45	34.6	16	17	13	10	7	77	63.8	
Total		1913		730-1833	.398	156-506	.308	297-430	.691	373	664	1037	34.6	467	403	411	134	249	1913	63.8	
Purdue		1924		711-1696	.419	161-481	.335	341-480	.710	336	752	1088	36.3	444	432	489	126	196	1924	64.1	

Opponents Averages

Games Played	Points/game	FG Pct	3FG Pct	FT Pct	Rebounds/game	Assists/game	Turnovers/game	Assist/Turnover ratio	Steals/game	Blocks/game
30	63.8	39.8	30.8	69.1	34.6	13.4	13.7	1.0	8.3	4.5



2019-20 Purdue Women's Basketball Combined Team Statistics In Conference games

Page 1/1
as of Mar 01, 2020

Game Records

Record	Overall	Home	Away	Neutral
ALL GAMES	8-10	3-6	5-4	0-0
CONFERENCE	8-10	3-6	5-4	0-0
NON-CONFERENCE	0-0	0-0	0-0	0-0

Score by Periods

Team	1st	2nd	3rd	4th	OT	TOT
Purdue	262	259	320	311	0	1152
Opponents	283	268	311	338	0	1200

Team Box Score

No.	Player				Total		3-Point		F-Throw		Rebounds														
		GP-GS	MIN	AVG	FG-FGA	FG%	3FG-FGA	3FG%	FT-FTA	FT%	OFF	DEF	TOT	AVG	PF	DQ	A	TO	BLK	STL	PTS	AVG			
32	HARRIS, Ae'rianna	18-16	608:41	33.8	106-218	.486	0-1	.000	52-74	.703	35	110	145	8.1	38	0	38	32	44	20	264	14.7			
11	ODEN, Dominique	18-18	637:22	35.4	99-216	.458	9-40	.225	48-58	.828	36	69	105	5.8	43	1	54	49	2	29	255	14.2			
1	MCLAUGHLIN, Karissa	16-16	581:49	36.4	76-192	.396	39-116	.336	25-30	.833	10	30	40	2.5	18	0	51	37	0	18	216	13.5			
23	TRAYLOR, Kayana	18-13	439:29	24.4	33-91	.363	10-27	.370	27-41	.659	7	33	40	2.2	32	1	47	43	0	8	103	5.7			
22	GRANT, Jenelle	18-11	310:53	17.3	36-87	.414	9-24	.375	14-23	.609	24	32	56	3.1	26	0	23	18	5	9	95	5.3			
25	FARQUHAR, Tamara	3-3	75:19	25.1	6-19	.316	0-2	.000	2-2	1.000	3	18	21	7.0	3	0	4	4	1	2	14	4.7			
5	HARDIN, Cassidy	18-8	348:51	19.4	28-82	.341	24-71	.338	0-0	.000	2	40	42	2.3	21	0	22	23	2	9	80	4.4			
45	DIAGNE, Fatou	18-5	223:12	12.4	27-54	.500	0-0	.000	9-18	.500	34	39	73	4.1	22	0	5	18	4	8	63	3.5			
3	WHILBY, Lyndsey	16-0	149:25	9.3	17-46	.370	9-21	.429	3-4	.750	6	12	18	1.1	9	0	6	16	0	7	46	2.9			
35	WOLTMAN, Rickie	8-0	35:53	4.5	3-6	.500	0-0	.000	1-2	.500	4	4	8	1.0	7	0	0	2	3	0	7	0.9			
30	GONY, Nyagosa	8-0	18:03	2.3	1-3	.333	0-0	.000	2-2	1.000	3	2	5	0.6	4	0	1	1	0	0	4	0.5			
12	MAKOLO, Roxane	18-0	166:54	9.3	2-19	.105	0-3	.000	1-4	.250	5	10	15	0.8	19	0	6	16	0	3	5	0.3			
13	STALLINGS, Ajah	2-0	04:10	2.1	0-2	.000	0-0	.000	0-0	.000	0	0	0	0.0	1	0	0	0	0	0	0	0.0			
Team											36	33	69					24							
Total		18	3600		434-1035	.419	100-305	.328	184-258	.713	205	432	637	35.4	243	2	257	283	61	113	1152	64.0			
Opponents		18	3600		459-1077	.426	96-292	.329	186-263	.707	211	402	613	34.1	260	2	255	239	90	143	1200	66.7			

Team Statistics

	PURDUE	OPP
Scoring	1152	1200
Points per game	64.0	66.7
Scoring margin	-2.7	-
Field goals-att	434-1035	459-1077
Field goal pct	.419	.426
3 point fg-att	100-305	96-292
3-point FG pct	.328	.329
3-pt FG made per game	5.6	5.3
Free throws-att	184-258	186-263
Free throw pct	.713	.707
F-Throws made per game	10.2	10.3
Rebounds	637	613
Rebounds per game	35.4	34.1
Rebounding margin	+1.3	-
Assists	257	255
Assists per game	14.3	14.2
Turnovers	283	239
Turnovers per game	15.7	13.3
Turnover margin	-2.4	-
Assist/turnover ratio	0.9	1.1
Steals	113	143
Steals per game	6.3	7.9
Blocks	61	90
Blocks per game	3.4	5.0
Winning streak	0	-
Home win streak	0	-
Attendance	59044	32067
Home games-Avg/Game	9-6560	9-3563
Neutral site-Avg/Game	-	0-0

Team Results

Date	Opponent		Score	Att.
12/28/2019	at Ohio St.	W	66-50	4212
12/31/2019	Wisconsin	W	72-61	6080
01/05/2020	Rutgers	L	53-59	7441
01/09/2020	at Indiana	L	48-66	5159
01/12/2020	at Northwestern	L	56-61	1464
01/16/2020	Illinois	W	81-67	5886
01/19/2020	Minnesota	L	59-72	6077
01/22/2020	at Nebraska	W	76-68	3819
01/26/2020	Penn St.	W	81-68	6057
01/30/2020	at Michigan St.	W	76-66	4314
02/03/2020	Indiana	L	54-66	8161
02/06/2020	at Michigan	L	63-66	2076
02/09/2020	Iowa	L	71-83	6681
02/13/2020	at Wisconsin	W	62-59	3799
02/16/2020	at Illinois	W	70-58	2119
02/20/2020	Michigan St.	L	63-65	5908
02/25/2020	at Maryland	L	45-88	5105
02/29/2020	Ohio St.	L	56-77	6753





**2019-20 Purdue Women's Basketball
Team Game-by-Game
All games**

Page 1/1
as of Mar 01, 2020

				Total		3-Pointers		Free throws		Rebounds											
Opponent	Date	Score		FG-FGA	PCT	3FG-FGA	PCT	FT-FTA	PCT	OFF	DEF	TOT	AVG	PF	A	TO	BLK	STL	PTS	AVG	
Milwaukee	11/10/2019	68-55	W	23-48	.479	9-15	.600	13-20	.650	9	29	38	38.0	20	18	16	6	4	68	68.0	
at Chattanooga	11/14/2019	66-34	W	29-55	.527	4-12	.333	4-6	.667	10	29	39	38.5	14	19	17	8	12	66	67.0	
Western Ill.	11/17/2019	66-59	W	24-60	.400	2-11	.182	16-24	.667	18	38	56	44.3	13	16	23	6	5	66	66.7	
Northern Ill.	11/24/2019	68-63	W	23-61	.377	9-25	.360	13-17	.765	11	33	44	44.3	11	15	17	6	9	68	67.0	
vs Drake	11/29/2019	67-47	W	23-55	.418	9-19	.474	12-17	.706	11	19	30	41.4	18	16	16	5	11	67	67.0	
vs Arizona St.	11/30/2019	59-52	W	22-49	.449	0-9	.000	15-21	.714	9	21	30	39.5	20	5	16	5	6	59	65.7	
vs Gonzaga	12/01/2019	50-63	L	17-49	.347	3-13	.231	13-21	.619	9	26	35	38.9	18	9	21	3	3	50	63.4	
at Virginia Tech	12/05/2019	54-67	L	23-57	.404	0-7	.000	8-12	.667	9	22	31	37.9	19	14	16	6	5	54	62.3	
Kent St.	12/08/2019	77-64	W	24-53	.453	8-18	.444	21-27	.778	10	25	35	37.6	20	20	11	2	7	77	63.9	
at South Carolina	12/15/2019	49-85	L	17-59	.288	6-18	.333	9-12	.750	8	20	28	36.6	16	7	19	11	7	49	62.4	
Western Ky.	12/18/2019	67-50	W	24-56	.429	5-16	.313	14-20	.700	16	28	44	37.3	15	15	20	1	8	67	62.8	
Bowling Green	12/21/2019	81-74	W	28-59	.475	6-13	.462	19-25	.760	11	30	41	37.6	17	21	14	6	6	81	64.3	
at Ohio St.	12/28/2019	66-50	W	22-52	.423	4-13	.308	18-20	.900	13	32	45	38.2	10	12	23	2	10	66	64.5	
Wisconsin	12/31/2019	72-61	W	26-54	.481	7-13	.538	13-15	.867	7	27	34	37.9	11	15	12	6	2	72	65.0	
Rutgers	01/05/2020	53-59	L	19-48	.396	6-19	.316	9-15	.600	12	16	28	37.2	15	14	18	3	6	53	64.2	
at Indiana	01/09/2020	48-66	L	19-50	.380	2-13	.154	8-14	.571	8	24	32	36.9	13	7	21	4	7	48	63.2	
at Northwestern	01/12/2020	56-61	L	22-61	.361	6-13	.462	6-9	.667	15	21	36	36.8	18	17	18	4	7	56	62.8	
Illinois	01/16/2020	81-67	W	31-65	.477	5-15	.333	14-19	.737	13	36	49	37.5	15	20	15	6	1	81	63.8	
Minnesota	01/19/2020	59-72	L	22-61	.361	6-22	.273	9-13	.692	11	25	36	37.4	13	13	20	8	8	59	63.5	
at Nebraska	01/22/2020	76-68	W	28-59	.475	8-20	.400	12-14	.857	9	31	40	37.6	18	19	16	3	8	76	64.2	
Penn St.	01/26/2020	81-68	W	35-63	.556	5-15	.333	6-6	1.000	13	24	37	37.5	14	23	18	3	5	81	65.0	
at Michigan St.	01/30/2020	76-66	W	25-48	.521	8-17	.471	18-22	.818	5	21	26	37.0	20	14	14	1	4	76	65.5	
Indiana	02/03/2020	54-66	L	21-59	.356	2-9	.222	10-17	.588	12	16	28	36.6	14	12	10	2	9	54	65.0	
at Michigan	02/06/2020	63-66	L	24-62	.387	9-22	.409	6-9	.667	11	19	30	36.3	10	12	11	5	9	63	64.9	
Iowa	02/09/2020	71-83	L	25-60	.417	8-18	.444	13-20	.650	14	19	33	36.2	15	12	11	3	5	71	65.1	
at Wisconsin	02/13/2020	62-59	W	25-60	.417	4-20	.200	8-11	.727	11	29	40	36.3	10	12	10	3	4	62	65.0	
at Illinois	02/16/2020	70-58	W	26-48	.542	9-20	.450	9-16	.563	13	29	42	36.6	10	19	21	1	3	70	65.2	
Michigan St.	02/20/2020	63-65	L	25-54	.463	3-12	.250	10-16	.625	8	23	31	36.4	15	13	11	1	6	63	65.1	
at Maryland	02/25/2020	45-88	L	19-61	.311	3-20	.150	4-7	.571	12	22	34	36.3	7	11	24	4	9	45	64.4	
Ohio St.	02/29/2020	56-77	L	20-70	.286	5-24	.208	11-15	.733	18	18	36	36.3	15	12	10	2	10	56	64.1	
Total		1924		711-1696	.419	161-481	.335	341-480	.710	336	752	1088	36.3	444	432	489	126	196	1924	64.1	
Opponents		1913		730-1833	.398	156-506	.308	297-430	.691	373	664	1037	34.6	467	403	411	134	249	1913	63.8	

Purdue Averages

Games Played	Points/game	FG Pct	3FG Pct	FT Pct	Rebounds/game	Assists/game	Turnovers/game	Assist/Turnover ratio	Steals/game	Blocks/game
30	64.1	41.9	33.5	71.0	36.3	14.4	16.3	0.9	6.5	4.2



2019-20 Purdue Women's Basketball Combined Team Statistics All games

Page 1/1
as of Mar 01, 2020

Game Records

Record	Overall	Home	Away	Neutral
ALL GAMES	17-13	9-6	6-6	2-1
CONFERENCE	8-10	3-6	5-4	0-0
NON-CONFERENCE	9-3	6-0	1-2	2-1

Score by Periods

Team	1st	2nd	3rd	4th	OT	TOT
Purdue	525	491	461	447	0	1924
Opponents	526	493	421	473	0	1913

Team Box Score

No.	Player				Total		3-Point		F-Throw		Rebounds													
		GP-GS	MIN	AVG	FG-FGA	FG%	3FG-FGA	3FG%	FT-FTA	FT%	OFF	DEF	TOT	AVG	PF	DQ	A	TO	BLK	STL	PTS	AVG		
32	HARRIS, Ae'Rianna	30-28	989:50	33.0	158-333	.474	0-1	.000	90-132	.682	59	191	250	8.3	64	1	48	55	83	28	406	13.5		
1	MCLAUGHLIN, Karissa	28-28	990:40	35.4	125-331	.378	65-195	.333	45-53	.849	11	51	62	2.2	32	0	88	59	2	32	360	12.9		
11	ODEN, Dominique	30-30	1021:23	34.0	142-328	.433	20-69	.290	78-99	.788	66	99	165	5.5	79	1	88	75	3	45	382	12.7		
25	FARQUHAR, Tamara	15-15	342:47	22.9	44-99	.444	0-2	.000	21-32	.656	34	78	112	7.5	22	0	15	32	10	11	109	7.3		
23	TRAYLOR, Kayana	30-23	741:49	24.7	65-161	.404	18-51	.353	57-77	.740	10	55	65	2.2	61	2	98	85	2	18	205	6.8		
22	GRANT, Jenelle	27-11	387:57	14.4	43-107	.402	11-31	.355	19-28	.679	26	39	65	2.4	40	0	29	29	5	12	116	4.3		
5	HARDIN, Cassidy	27-8	454:02	16.8	39-110	.355	33-95	.347	2-2	1.000	5	44	49	1.8	26	0	27	28	2	14	113	4.2		
3	WHILBY, Lyndsey	26-0	262:16	10.1	35-78	.449	14-32	.438	7-10	.700	12	26	38	1.5	22	0	9	31	1	13	91	3.5		
45	DIAGNE, Fatou	29-7	325:50	11.2	38-76	.500	0-0	.000	11-22	.500	37	67	104	3.6	40	0	8	25	10	9	87	3.0		
12	MAKOLO, Roxane	30-0	344:58	11.5	12-51	.235	0-5	.000	8-20	.400	17	29	46	1.5	30	0	20	28	2	13	32	1.1		
35	WOLTMAN, Rickie	19-0	91:19	4.8	8-14	.571	0-0	.000	1-3	.333	9	17	26	1.4	19	0	0	11	6	0	17	0.9		
30	GONY, Nyagoo	14-0	33:29	2.4	2-5	.400	0-0	.000	2-2	1.000	3	3	6	0.4	6	0	1	2	0	1	6	0.4		
13	STALLINGS, Ajah	4-0	07:29	1.9	0-2	.000	0-0	.000	0-0	.000	0	0	0	0.0	1	0	1	0	0	0	0	0.0		
2	HARMON, Bria	3-0	06:12	2.1	0-1	.000	0-0	.000	0-0	.000	0	1	1	0.3	1	0	0	0	0	0	0	0.0		
Team											47	52	99					29						
Total		30	6000		711-1696	.419	161-481	.335	341-480	.710	336	752	1088	36.3	444	4	432	489	126	196	1924	64.1		
Opponents		30	6000		730-1833	.398	156-506	.308	297-430	.691	373	664	1037	34.6	467	7	403	411	134	249	1913	63.8		

Team Statistics

	PURDUE	OPP
Scoring	1924	1913
Points per game	64.1	63.8
Scoring margin	+0.4	-
Field goals-att	711-1696	730-1833
Field goal pct	.419	.398
3 point fg-att	161-481	156-506
3-point FG pct	.335	.308
3-pt FG made per game	5.4	5.2
Free throws-att	341-480	297-430
Free throw pct	.710	.691
F-Throws made per game	11.4	9.9
Rebounds	1088	1037
Rebounds per game	36.3	34.6
Rebounding margin	+1.7	-
Assists	432	403
Assists per game	14.4	13.4
Turnovers	489	411
Turnovers per game	16.3	13.7
Turnover margin	-2.6	-
Assist/turnover ratio	0.9	1.0
Steals	196	249
Steals per game	6.5	8.3
Blocks	126	134
Blocks per game	4.2	4.5
Winning streak	0	-
Home win streak	0	-
Attendance	94736	46164
Home games-Avg/Game	15-6316	12-3847
Neutral site-Avg/Game	-	3-640

Team Results

Date	Opponent		Score	Att.
11/10/2019	Milwaukee	W	68-55	5717
11/14/2019	at Chattanooga	W	66-34	1509
11/17/2019	Western Ill.	W	66-59	5742
11/24/2019	Northern Ill.	W	68-63	5800
11/29/2019	vs Drake	W	67-47	1013
11/30/2019	vs Arizona St.	W	59-52	389
12/01/2019	vs Gonzaga	L	50-63	517
12/05/2019	at Virginia Tech	L	54-67	1282
12/08/2019	Kent St.	W	77-64	5585
12/15/2019	at South Carolina	L	49-85	11306
12/18/2019	Western Ky.	W	67-50	7106
12/21/2019	Bowling Green	W	81-74	5742
12/28/2019	at Ohio St.	W	66-50	4212
12/31/2019	Wisconsin	W	72-61	6080
01/05/2020	Rutgers	L	53-59	7441
01/09/2020	at Indiana	L	48-66	5159
01/12/2020	at Northwestern	L	56-61	1464
01/16/2020	Illinois	W	81-67	5886
01/19/2020	Minnesota	L	59-72	6077
01/22/2020	at Nebraska	W	76-68	3819
01/26/2020	Penn St.	W	81-68	6057
01/30/2020	at Michigan St.	W	76-66	4314
02/03/2020	Indiana	L	54-66	8161
02/06/2020	at Michigan	L	63-66	2076
02/09/2020	Iowa	L	71-83	6681
02/13/2020	at Wisconsin	W	62-59	3799
02/16/2020	at Illinois	W	70-58	2119
02/20/2020	Michigan St.	L	63-65	5908
02/25/2020	at Maryland	L	45-88	5105
02/29/2020	Ohio St.	L	56-77	6753



- MARGIN RECORDS		- POINT-TOTAL RECORDS	
In games decided by 1 point	26-22	Record When Scoring 20-29 points	0-1
Last win: 01/05/19 vs. Michigan (71-70)		Last win: NA	
Last loss: 03/04/16 vs. Michigan State (64-65)		Last loss: 02/07/76 vs. Ohio State (28-61)	
In games decided by 2 points	40-31	Record When Scoring 30-39 points	0-8
Last win: 03/15/18 at IUPUI (48-46)		Last win: NA	
Last loss: 2/21/20 vs. Michigan State (65-63)		Last loss: 12/11/11 vs. Notre Dame (38-66)	
In games decided by 3 points	40-28	Record When Scoring 40-49 points	5-63
Last win: 2/13/20 at Wisconsin (62-59)		Last win: 03/15/18 at IUPUI (48-46)	
Last loss: 02/31/20 at Michigan (66-63)		Last loss: 2/25/20 at No. 7 Maryland (88-45)	
In games decided by 4 points	29-18	Record When Scoring 50-59 points	82-163
Last win: 03/07/19 vs. Nebraska (75-71)		Last win: 11/30/19 vs. Arizona State (59-52)	
Last loss: 02/08/18 vs. Minnesota (74-78)		Last loss: 2/29/20 vs. Ohio State (77-56)	
In games decided by 5 points	30-21	Record When Scoring 60-69 points	247-178
Last win: 11/24/19 vs. Northern Illinois (68-63)		Last win: 2/14/20 at Wisconsin (62-59)	
Last loss: 1/12/20 at Northwestern (61-56)		Last loss: 2/21/20 vs. Michigan State (65-63)	
In games decided by 6 points	22-30	Record When Scoring 70-79 points	293-65
Last win: 01/13/18 at Iowa (76-70)		Last win: 2/16/20 at Illinois (70-58)	
Last loss: 01/05/20 vs. Rutgers (59-53)	vs.	Last loss: 2/9/20 vs. No. 20 Iowa (83-71)	
In games decided by 7 points	19-19	Record When Scoring 80-89 points	172-11
Last win: 12/21/19 vs. Bowling Green (81-74)		Last win: 1/26/20 vs. Penn State (81-68)	
Last loss: 12/31/18 at Wisconsin (69-76)		Last loss: 03/19/17 at Notre Dame (82-88 OT)	
In games decided by 8 points	35-14	Record When Scoring 90-99 points	61-2
Last win: 1/23/20 at Nebraska (76-68)		Last win: 12/08/17 vs. Valparaiso (95-49)	
Last loss: 02/03/19 at Michigan State (66-74)		Last loss: 01/26/96 at Wisconsin (95-98 2OT)	
In games decided by 9 points	36-23	Record When Scoring 100-109 points	15-0
Last win: 11/15/17 vs. Miami (Ohio) (75-66)		Last win: 12/28/13 vs. Central Michigan (109-97)	
Last loss: 12/16/18 vs. South Carolina (73-82 2OT)		Last loss: NA	
In games decided by 10 points	43-18	Record When Scoring 110-119 points	2-0
Last win: 1/30/20 at Michigan State (76-66)		Last win: 03/12/94 at Michigan (110-51)	
Last loss: 03/05/17 vs. Maryland (64-74)		Last loss: NA	
In games decided by 11-19 points	279-162	Record When Scoring 120-129 points	1-0
Last win: 2/16/20 at Illinois (70-58; +12)		Last win: 12/08/90 vs. Kent State (129-81)	
Last loss: 2/9/20 vs. No. 20 Iowa (83-71; -12)		Last loss: NA	
In games decided by 20-29 points	154-65	Record When Allowing 20-29 points	6-0
Last win: 11/29/19 vs. Drake (67-47; +20)		Last win: 12/11/16 vs. NCCU (61-27)	
Last loss: 2/29/20 vs. Ohio State (77-56; -21)		Last loss: NA	
In games decided by 30-39 points	79-24	Record When Allowing 30-39 points	31-0
Last win: 11/14/19 at Chattanooga (66-34; +32)		Last win: 11/14/19 at Chattanooga (66-34)	
Last loss: 12/15/19 at No. 5 South Carolina (85-49; -36)		Last loss: NA	
In games decided by 40-49 points	30-6	Record When Allowing 40-49 points	155-4
Last win: 11/07/18 vs. Ball State (80-38; +42)		Last win: 11/29/19 vs. Drake (67-47)	
Last loss: 2/25/20 at No. 7 Maryland (88-45; -43)		Last loss: 2/21/15 vs. Illinois (46-47)	
In games decided by 50-59 points	7-1	Record When Allowing 50-59 points	321-45
Last win: 11/18/01 vs. E. Illinois (89-33; +56)		Last win: 2/16/20 at Illinois (70-58)	
Last loss: 01/16/08 vs. Connecticut (50-100; -50)		Last loss: 1/5/20 vs. Rutgers (59-53)	
In games decided by 60-69 points	6-0	Record When Allowing 60-69 points	266-149
Last win: 12/10/15 vs. Incarnate Word (95-27; +68)		Last win: 1/30/20 at Michigan State (76-66)	
Last loss: NA		Last loss: 2/21/20 vs. Michigan State (65-63)	
In games decided by 70-79 points	1-0	Record When Allowing 70-79 points	89-178
Last win: 11/28/02 vs. Sav. St. (103-25; +78)		Last win: 12/21/19 vs. Bowling Green (81-74)	
Last loss: NA		Last loss: 2/29/20 vs. Ohio State (77-56)	
		Record When Allowing 80-89 points	9-81
		Last win: 01/22/15 at Minnesota (90-88 OT)	
		Last loss: 2/25/20 at No. 7 Maryland (88-45)	
		Record When Allowing 90-99 points	1-33
		Last win: 12/28/13 vs. Central Michigan (109-97)	
		Last loss: 01/17/16 at Ohio State (70-90)	
		Record When Allowing 100-109 points	0-3
		Last win: NA	
		Last loss: 12/09/10 at Texas A&M (55-100)	
		Record When Allowing 110-119 points	0-1
		Last win: NA	
		Last loss: 03/10/83 at Minnesota (88-115)	

- THE LAST TIME

TEAM SCORING (GAME)	
Won by 40+:	42 (80-38) at Ball State (11/7/18)
Won by 40+ (Big Ten):	43 (88-45) vs. Nebraska (1/26/17)
Lost by 20+:	21 (77-56) vs. Ohio State (2/20/20)
Lost by 30+:	43 (88-45) at No. 7 Maryland (2/25/20)
Scored 90+:	95 (95-49) vs. Valparaiso (12/8/17)
Scored 90+ (Big Ten):	90 (90-73) vs. Iowa (1/24/16)
Scored 100+:	109 (109-97) vs. Central Michigan (12/28/13)
Scored 100+ (Big Ten):	110 (110-51) at Michigan (3/12/94)
Scored 40 or Fewer:	40 (40-86) vs. Connecticut (11/24/18)
Scored 50 or Fewer:	45 (88-45) at No. 7 Maryland (2/25/20)
Scored 50 or Fewer and Won:	48 (48-46) at IUPUI (3/15/18)
Allowed 90+:	90 at Ohio State (1/17/16)
Allowed 90+ (Big Ten):	90 at Ohio State (1/17/16)
Allowed 100+:	100 at Texas A&M (12/9/10)
Allowed 50 or Fewer:	50, at Ohio State (12/28/19)
Allowed 40 or Fewer:	38 at Ball State (11/7/18)

TEAM SCORING (HALF)	
Scored 60 in the First Half:	68 vs. Kent State (12/8/90)
Scored 60 in the Second Half:	60 vs. South Alabama (12/27/94)
Scored 15 Points or Less:	15 (1st) vs. Oklahoma (3/19/16)
Scored 20 Points or Less:	16 (1st) at No. 12 Indiana (1/9/20)
Allowed 50+:	53 (2nd) at No. 7 Maryland (2/25/20)
Allowed 15 Points or Less:	14 (1st) at Chattanooga (11/14/19)
Allowed 20 Points or Less:	14 (1st) at Chattanooga (11/14/19)

TEAM SCORING (QUARTER)	
Scored 30+:	30 (3rd) vs. Michigan State (2/24/18)
Scored 25+:	27 (3rd) vs. Penn State (1/26/20)
Scored 10 Points or Less:	9 (4th) at No. 7 Maryland (2/25/20)
Scored 6 Points or Less:	6 (1st) at No. 12 Indiana (1/9/20)
Allowed 30+:	32 (2nd) at Notre Dame (3/19/17)
Allowed 25+:	25 (4th) at No. 7 Maryland (2/25/20)
Allowed 10 Points or Less:	4 (2nd) vs. Michigan State (2/21/20)
Allowed 6 Points or Less:	4 (2nd) vs. Michigan State (2/21/20)

TEAM SHOOTING	
Shot 65% or Higher:	.735 (36-59) vs. Penn State (1/28/18)
Shot 60% or Higher:	.735 (36-59) vs. Penn State (1/28/18)
Shot 55% or Higher:	.556 (35-63) vs. Penn State (1/26/20)
Shot 50% or Higher:	.542 at Illinois (2/16/20)
Shot 30% or Lower:	.286 vs. Ohio State (2/20/20)
Shot 25% or Lower:	.246 (16-65) vs. Connecticut (11/24/18)
Shot 35% or Lower and Won:	.333 (22-66) vs. Dayton (12/6/15)
Opponent Shot 55% or Higher:	.589 (33-56) vs. No. 20 Iowa (2/9/20)
Opponent Shot 50% or Higher:	.589 (33-63) vs. No. 20 Iowa (2/9/20)
Opponent Shot 30% or Lower:	.279 vs. Arizona State (11/30/19)
Opponent Shot 25% or Lower:	.242 (16-66) at Rutgers (2/19/17)

TEAM 3-POINT SHOOTING	
Made 10+:	12 vs. Northwestern (2/17/19)
Made 12+:	12 vs. Northwestern (2/17/19)
Made 15+:	15 vs. Central Michigan (12/28/13)
Made 0:	0 at Virginia Tech (12/5/19)
Attempted 25+:	25 at Ohio (12/5/18)
Attempted 30+:	31 vs. Connecticut (11/24/18)
Attempted Five or Less:	4 vs Boston College (12/3/15)
Shot 50%+:	.600 (9-15) vs. Milwaukee (11/10/19)
Shot 60%+:	.600 (9-15) vs. Milwaukee (11/10/19)

TEAM FREE THROW SHOOTING	
Made 25+:	26 vs. Green Bay (3/17/17)
Made 30+:	32 vs. DePaul (11/21/10)
Made Five or Less:	4 at Chattanooga (11/17/19)
Made All Attempted:	6-6, vs. Penn State (1/26/20)
Attempted 30+:	31 vs. Purdue Fort Wayne (11/18/18)
Attempted 40+:	41 vs. Minnesota (1/18/04)
Attempted 10 or Less:	7 at No. 7 Maryland (2/25/20)
Attempted Five or Less:	3 vs. Villanova (11/12/16)

TEAM REBOUNDS	
Had 20+ Rebound Margin:	22 (56-34) vs. Western Illinois (11/17/19)
Had 25+ Rebound Margin:	30 (55-25) vs. USC Upstate (11/17/16)
Outrebounded by 20+:	21 (28-49) at Maryland (1/8/15)
Outrebounded by 25+:	28 (28-56) at Notre Dame (12/29/13)

TEAM ASSISTS	
Had 25:	31 vs. Incarnate Word (12/10/15)
Had 30:	31 vs. Incarnate Word (12/10/15)
Had Five or Fewer:	5 vs. Arizona State (11/30/19)

TEAM TURNOVERS	
Committed 10 or Fewer:	10 vs. Ohio State (2/20/20)
Committed 20+:	24 at No. 7 Maryland (2/25/20)
Forced 10 or Fewer:	7 vs. Illinois (1/16/20)
Forced 20+:	21 at Chattanooga (11/14/19)

TEAM CLOSE GAMES	
Game Decided by One Point:	W 71-70 vs. Michigan (1/5/19)
Game Decided by Two Points or Less:	L, 65-63 vs. Michigan State (2/21/20)
Game Decided by Three Points or Less:	L, 65-63 vs. Michigan State (2/21/20)
Back-to-Back Games Decided by Three Points or Less:	L, 63-65 (OT) at Rutgers (1/16/19); W 56-53 vs. Indiana (1/20/19)
Made a Last Second Shot to Win:	Dominique Oden, 3, at Wisconsin (2/13/20)
Lost on a Last Second Shot:	Tyler Scaife vs. Rutgers (3/1/18)

TEAM OVERTIME	
Played an Overtime Game:	L, 63-65 at Rutgers (1/16/19)
Played a Double Overtime Game:	L, 73-82 vs. South Carolina (12/16/18)
Played a Triple Overtime Game:	W, 82-75 vs. Nebraska (2/2/12)
Played Consecutive Overtime Games:	W, 90-88 at Minnesota (1/22/15); L, 71-79 vs. Ohio State (1/25/15)

TEAM COMEBACKS	
Came Back from 10+ Down to Win:	W, 59-52 vs. Arizona State (11/11/18; down 18-8 w/ 9:43 left in the 2nd)
Came Back from 15+ Down to Win:	W, 81-79 (OT) at Michigan (2/1/18; down 72-56 w/ 6:48 left in the 4th)

TEAM RANKED OPPONENTS	
Beat a Ranked Team:	#25 Indiana, 56-53 (1/20/19)
Beat Back-to-Back Ranked Team:	#21 Rutgers, 47-33 (1/10/17) #18 Iowa, 76-70 (1/13/18)
Beat a Ranked Team on the Road:	#10 Maryland, 75-65 (2/15/18)
Beat a Top-10 Ranked Team:	#10 Maryland, 75-65 (2/15/18)
Beat a Top-10 Ranked Team on the Road:	#10 Maryland, 75-65 (2/15/18)
Beat a Top-5 Ranked Team:	#4 Texas A&M, 60-51 (12/4/11)
Beat a Top-5 Ranked Team on the Road:	N/A

INDIVIDUAL SCORING	
Scored 20 Points:	20, Ae'Rianna Harris vs. Michigan State (2/21/20)
Scored 30 Points:	34, Karissa McLaughlin, vs. Kent State (12/8/19)
Scored 35 Points:	38, Brittany Rayburn at Minnesota (1/12/12)
Scored 40 Points:	41, Katie Geadlids at Wisconsin (2/18/07)
Scored 20 Points in Back-to-Back Games:	Dominique Oden 28 vs. Penn State (1/26/20) 22 at Michigan State (1/30/20)
Scored 20 Points in Three Straight Games:	Dominique Oden 28 vs. Penn State (1/26/20) 22 at Michigan State (1/30/20), 24 vs. No. 18 Indiana (2/3/20)

Two Players w/ 20+:	22, Dominique Oden & 28, Karissa McLaughlin at Michigan State (1/30/20)
Three Players w/ 20+:	Whitney Bays (24), KK Houser (21), Liza Clemons (20) & Courtney Moses (20) vs. Central Michigan (12/28/13)
Four Players w/ 20+:	Whitney Bays (24), KK Houser (21), Liza Clemons (20) & Courtney Moses (20) vs. Central Michigan (12/28/13)

Five Players in Double Figures:	Karissa McLaughlin (23), Kayana Traylor (15), Ae'Rianna Harris (13), Dominique Oden (12), Jenelle Grant (11) vs. Illinois (1/17/20)
Double Figures in 10 Straight Games:	17, Karissa McLaughlin (12/21/18 - 2/21/19)

Double Figures in 20 Straight Games:	35, Shereka Wright (11/29/01 - 12/29/02)
Double Figures in 30 Straight Games:	35, Shereka Wright (11/29/01 - 12/29/02)

INDIVIDUAL DOUBLE-DOUBLES	
Double-Double:	23 pts, 12 rebs, Ae'Rianna Harris at Wisconsin (2/13/20)
Double-Double (Rebounds):	23 pts, 12 rebs, Ae'Rianna Harris at Wisconsin (2/13/20)

Double-Double (Assists):	19 pts, 11 ast, Karissa McLaughlin at Wisconsin (12/31/18)
Double-Double (Steals):	27 pts, 12 stl, Joy Holmes vs. Minnesota (1/13/89)
Double-Double (Blocks):	12 pts, 11 blk, Danielle Campbell vs. Butler (11/17/07)

Double-Double (Freshman):	10 pts, 11 ast, Karissa McLaughlin vs. Penn State (1/28/18)
Triple-Double:	12 pts, 11 reb, 11 blk, Danielle Campbell vs. Butler (11/17/07)
20-10 Game:	21 pts, 12 rebs, Ae'Rianna Harris vs. Penn State (1/26/20)
30-10 Game:	30 pts, 10 reb, Stephanie White vs. Washington (3/14/98)
20-20 Game:	29 pts, 20 reb, Joy Holmes at Wisconsin (1/27/91)
Consecutive Double-Doubles:	2, Ae'Rianna Harris (2/21-25/19)
Double-Double in Three Straight Games:	9, Whitney Bays (12/20/14 - 1/19/15)

Double-Double in Five Straight Games:	9, Whitney Bays (12/20/14 - 1/19/15)
Two Players Recorded a Double-Double:	10 pts, 10 rebs, Tamara Farquhar 23 pts, 14 rebs, Ae'Rianna Harris vs. Bowling Green (12/21/19)
Three Players Recorded a Double-Double:	Ae'Rianna Harris (14 pts, 17 rebs) & Tamara Farquhar (13 pts, 14 rebs), vs. Western Illinois (11/17/20)

INDIVIDUAL FIELD GOALS	
Made 13 Field Goals:	13, Dominique Oden, vs. Penn State (1/26/20)
Made 15 Field Goals:	15, Shereka Wright at Michigan (2/17/02)
Attempted 20 Field Goals:	20, Dominique Oden vs. Penn State (1/26/20)
Attempted 25 Field Goals:	25, KK Houser vs. Penn State (1/30/14)
Attempted 30 Field Goals:	33, MaChelle Joseph at Wisconsin (2/19/92)

INDIVIDUAL 3-POINTERS	
Made Six 3-Pointers:	7, Karissa McLaughlin at Michigan State (1/30/20)
Made Seven 3-Pointers:	7, Karissa McLaughlin at Michigan State (1/30/20)
Made Eight 3-Pointers:	9, Karissa McLaughlin vs. Northwestern (2/17/19)
Attempted 12 3-Pointers:	12, Karissa McLaughlin vs. Rutgers (1/5/20)
Attempted 13 3-Pointers:	13, KK Houser at Ohio State (1/2/14)
Made a 3-Pointer in 20 Straight Games:	25, Ashley Morrisette (1/30/16 - 12/17/16)

INDIVIDUAL FREE THROWS	
Made 13 FTs:	14, Courtney Moses at Northwestern (1/26/12)
Made 15 FTs:	15, Ukari Figgs vs. Washington (3/14/98)
Attempted 16 FTs:	18, Brittany Rayburn vs. Gardner-Webb (12/21/09)
Attempted 18 FTs:	18, Brittany Rayburn vs. Gardner-Webb (12/21/09)
Attempted 20 FTs:	20, Shereka Wright at Northwestern (2/15/04)

INDIVIDUAL REBOUNDS	
Grabbed 15 Rebounds:	17, Ae'Rianna Harris vs. Western Illinois (11/24/19)
Grabbed 16 Rebounds:	17, Ae'Rianna Harris vs. Western Illinois (11/24/19)
Grabbed 17 Rebounds:	17, Ae'Rianna Harris vs. Western Illinois (11/24/19)
Grabbed 18 Rebounds:	18, Tamara Farquhar at Northwestern (1/13/19)
Grabbed 19 Rebounds:	19, Whitney Bays vs. Ohio State (1/25/15)
Grabbed 20 Rebounds:	20, Joy Holmes at Wisconsin (1/27/91)
Grabbed Eight Offensive Rebounds:	9, Natasha Bogdanova at Mississippi State (12/20/05)

Grabbed 12 Defensive Rebounds:	14, Ae'Rianna Harris vs. Western Illinois (11/17/19)
Grabbed 10+ Rebounds in Three Consecutive Games:	3, Ae'Rianna Harris (11/17/19-11/29/19)

Two Players Grabbed 10+ Rebounds in a Game:	Tamara Farquhar (14) & Ae'Rianna Harris (17) vs. Western Illinois (11/17/19)
Three Players Grabbed 10+ Rebounds in a Game:	Bridget Perry (11), Whitney Bays (11) & Liza Clemons (13) vs. Northwestern (2/11/15)

INDIVIDUAL ASSISTS	
Dished Out Eight Assists:	8, Dominique Oden, vs. Penn State (1/26/20)
Dished Out Nine Assists:	9, Kayana Traylor vs. Northern Illinois (11/24/19)
Dished Out 10 Assists:	11, Karissa McLaughlin at Wisconsin (12/31/18)
Dished Out 11 Assists:	11, Karissa McLaughlin at Wisconsin (12/31/18)
Dished Out 12 Assists:	12, April Wilson vs. Iowa (1/24/16)
Dished Out 5+ Assists in Five Straight Games:	7, April Wilson (12/6/15 - 1/7/16)

Dished Out 10+ Assists in Two Straight Games:	KK Houser vs. Ohio State, 10 (1/14/13) & Minnesota, 10 (1/17/13)
---	--

INDIVIDUAL BLOCKED SHOTS	
Posted Five Blocks:	7, Ae'Rianna Harris vs. Minnesota (1/19/20)
Posted Six Blocks:	7, Ae'Rianna Harris vs. Minnesota (1/19/20)
Posted Seven Blocks:	7, Ae'Rianna Harris vs. Minnesota (1/19/20)
Posted Eight Blocks:	9, Ae'Rianna Harris at No. 5 South Carolina (12/15/19)
Blocked 5+ Shots in Back-to-Back Games:	Ae'Rianna Harris vs. UT Martin, 5 (12/18/17), Saint Mary's, 5 (12/20/17) & at Rutgers, 7 (12/28/17)

INDIVIDUAL STEALS	
Grabbed Five Steals:	6, Dominique Oden vs. Ohio State (2/20/20)
Grabbed Six Steals:	6, Dominique Oden, vs. Ohio State (2/20/20)
Grabbed Seven Steals:	8, FahKara Malone vs. Indiana (3/7/08)
Grabbed Eight Steals:	8, FahKara Malone vs. Indiana (3/7/08)

INDIVIDUAL MINUTES	
Played a Complete Game:	Kariss McLaughlin, at Michigan (2/6/20)

Played at Least 40 Minutes:	Karissa McLaughlin, at Michigan (2/6/20)
Played Every Minute of an Overtime Game:	Karissa McLaughlin (45) & Dominique Oden (45) at Rutgers (1/16/19)
Freshman Played 40 Minutes:	Karissa McLaughlin (40) at Ball State (3/18/18)
Freshman Played a Complete Game:	Karissa McLaughlin (40) at Ball State (3/18/18)
Played Consecutive Complete Games:	Karissa McLaughlin, 8 (2/12/18 - 3/18/18)

INDIVIDUAL FOULS	
Technical Foul - Player:	Lamina Cooper vs. Rutgers (1/10/18)
Technical Foul - Coach:	at Indiana (3/3/19)
Fouled Out:	Roxane Makolo at Michigan State (1/30/20)
Two Players Fouled Out:	Tamara Farquhar, Ae'Rianna Harris & Dominique Oden vs. South Carolina (12/16/18 - 2 OT)
Three Players Fouled Out:	Tamara Farquhar, Ae'Rianna Harris & Dominique Oden vs. South Carolina (12/16/18 - 2 OT)