



**2019-20 PURDUE WOMEN'S BASKETBALL  
MEDIA GUIDE**

# **SUPERLATIVES**



## SUPERLATIVES AND STREAKS

### SUPERLATIVES

Most Games	38, 2000-01
Fewest Games	16, 1975-76
Best Record	34-1 (.971), 1998-99
Worst Record	5-23 (.179), 1983-84
Most Wins	34, 1998-99
Most Losses	23, 1983-84
Most Big Ten Wins	17, 1990-91
Most Big Ten Losses	17, 1983-84
Fastest - 20 wins	21 games, 1998-99
Fastest - 30 wins	31 games, 1998-99

Most Home Games	18 (2009-10)
Most Road Games	16 (1980-81)
Most Neutral Site Games	10 (2000-01)

Best Home Record (by percentage)	1.000; 16-0 (2002-03) 1.000; 14-0 (1993-94) 1.000; 13-0 (1998-99)
Best Road Record (by percentage)	1.000; 12-0 (1990-91)
Best Neutral-Site Record (by percentage)	1.000; 9-0 (1998-99) 1.000; 5-0 (2011-12)

Worst Home Record (by percentage)	.154; 2-11 (1983-84)
Worst Road Record (by percentage)	.000; 0-8 (1979-80)
Worst Neutral-Site Record (by percentage)	.000; 0-3 (1979-80) .000; 0-1 (2009-10)

Most Home Wins	16 (2002-03)
Most Home Losses	11 (1983-84)
Most Road Wins	12 (1990-91 and 1998-99)
Most Road Losses	11 (1980-81)
Most Neutral-Site Wins	9 (1998-99)
Most Neutral-Site Losses	5 (1978-79)

Most Big Ten Home Wins (since 1982-83)	9 (1991-92 and 1993-94)
Most Big Ten Home Losses (since 1982-83)	9 (1983-84)
Most Big Ten Road Wins (since 1982-83)	9 (1990-91)
Most Big Ten Road Losses (since 1982-83)	9 (1982-83)

Most Games Against Top-25 Ranked Teams	15 (1995-96)
Most Wins Against Top-25 Ranked Teams	10 (1998-99)
Most Losses Against Top-25 Ranked Teams	10 (1995-96 and 2004-05)

Best Start	10-0 (1990-91)
Worst Start	0-2 (1977-78, 1994-95, 2016-17)

### MISCELLANEOUS STREAKS

Longest Streak of Consecutive Home Games	6 1980-81, 2017-18
Longest Streak of Consecutive Road Games	5 2x, last 2009-10
Longest Streak of Consecutive Neutral-Site Games	7 2x, last 2008-09
Longest Streak of Consecutive Away Games (road and neutral)	9 1980-81
Longest Break Between Games	35 days 12/13/75 - 1/17/76

### WINNING/LOSING STREAKS

Consecutive Season-Opening Wins	12 (2002-03 - 2015-16)
Consecutive Wins	36 (11/25/98 - 11/26/99) (snapped by Tennessee on 12/2/99, in Knoxville, Tenn.)
Consecutive Wins in One Season	32 (11/25/98 - 3/28/99)
Consecutive Home Wins	26 (12/19/00 - 3/16/02) (snapped by Old Dominion, 3/18/02)
Consecutive Road Wins	15 (3/2/90 - 3/9/91) (snapped by Bowling Green 11/23/91)
Consecutive Neutral-Site Wins	16 (12/6/98 - 11/26/00) (snapped by LSU, 12/16/00)
Consecutive Big Ten Regular-Season Wins	19 (2/20/98 - 12/30/99) (snapped by Penn State, 1/6/00)

Consecutive Big Ten Tournament Wins	11 (2/28/98 - 3/5/00) (snapped by Iowa, 3/4/01)
Consecutive NCAA Tournament Wins	7 (3/13/99 - 3/18/00) (snapped by Oklahoma, 3/20/00)
Consecutive Postseason Wins	13 (2/27/99 - 3/18/00) (snapped by Oklahoma, 3/20/00)
Consecutive Home Wins	vs. Non-Conference Opponents (Since 1982-83) 17 11/27/96 - 3/18/00 (snapped by Oklahoma, 3/20/00)
Consecutive Home Wins	vs. Unranked Non-Conference Opponents (Since 1982-83) 51 12/1/91 - 11/21/04 (snapped by Houston, 11/30/04)
Consecutive Home Wins vs. Unranked Non-Conference Opponents	- Regular Season Only (Since 1982-83) 66 12/3/84 - 11/21/04 (snapped by Houston, 11/30/04)
Consecutive Home Wins as a Ranked Team	vs. Unranked Non-Conference Opponents (Since 1982-83) 48 12/1/91 - 11/21/04 (snapped by Houston, 11/30/04)
Consecutive Home Wins as a Ranked Team	vs. Unranked Non-Conference Opponents
Regular Season Only (Since 1982-83)	48 12/19/88 - 11/21/04 (snapped by Houston, 11/30/04)
Consecutive Big Ten Wins,	Regular-Season and Postseason (Since 1982-83) 25 2/20/98 - 12/30/99 (snapped by Penn State, 1/6/00)
Consecutive Losses	12 (1/29/84 - 3/10/84)
Consecutive Home Losses vs. All Opponents	10 (12/8/83 - 3/10/84)
Consecutive Road Losses vs. All Opponents	14 (2/22/79 - 1/24/81)
Consecutive Neutral-Site Losses vs. All Opponents	5 (3/3/79 - 2/13/81)
Consecutive Big Ten Regular-Season Losses	16 (1/29/84 - 1/13/85)
Consecutive Home Losses	vs. Non-Conference Opponents (Since 1982-83) 2 2x, last 11/21/09 - 11/22/09
Consecutive Season-Opening Losses	1 1977-78; 1981-82; 1983-84; 1989-90; 1991-92; 1994-95; 2001-02
Consecutive Postseason Losses	3 (3/4/96 - 3/1/97)
Consecutive Winning Seasons	24 (1985-86 - 2008-09)
Consecutive Winning Big Ten Seasons	15 (1993-94 - 2008-09)
Consecutive Losing Seasons	7 (1978-79 - 1984-85)
Consecutive Losing Big Ten Seasons	3 (1982-83 - 1984-85)
Consecutive 20-Win Seasons	7 (1997-98 - 2003-04)

### MILESTONE WINS

Milestone	Coach	Opponent	Score	Date
Win #1	Deborah Gebhardt	Illinois	78-74 OT	12/2/75
Win #100	Dr. Ruth Jones	at Pepperdine	71-65	12/28/85
Win #200	Lin Dunn	at WMU	78-70	12/16/90
Win #300	Lin Dunn	Indiana	63-44	1/15/95
Win #400	Carolyn Peck	vs. Ohio State	72-59	2/28/99
Win #500	Kristy Curry	Iowa	83-64	1/23/03
Win #600	Sharon Versyp	at Iowa	68-58	1/3/07
Win #700	Sharon Versyp	UT Martin	65-39	11/20/11
Win #800	Sharon Versyp	Penn State	70-59	3/3/16

### BIG TEN REGULAR-SEASON MILESTONE WINS

Milestone	Coach	Opponent	Score	Date
Win #1	Dr. Ruth Jones	Michigan	80-72	1/28/83
Win #100	Lin Dunn	Michigan State	78-46	3/12/92
Win #200	Kristy Curry	at Michigan	65-54	12/30/00
Win #300	Sharon Versyp	at Iowa	69-60	12/28/08
Win #400	Sharon Versyp	Illinois	72-50	2/7/19





## PURDUE VS. INDIANA

Beginning with the 1993-94 season, the Purdue and Indiana women's basketball teams have played an annual game for the Barn Burner Trophy.

The traveling trophy, funded by the Sara Lee Corporation as part of its Discover Women's Sports program, is similar in concept to football's Old Oaken Bucket, volleyball's Monon Spike and women's soccer's Golden Boot. The winner of the wood plaque is responsible for bringing it back to its campus and adding a panel to denote its victory, detailing the score and the Most Valuable Player.

Purdue won the first Barn Burner game on March 2, 1994, and has won 18 of the 26 contests. The Boilermakers' all-time series with the Hoosiers dates to Jan. 28, 1976, when Indiana beat Purdue 80-44 in Bloomington. Indiana won 17 of the first 19 meetings between the two schools from 1976 to 1986, but Purdue has turned the tables by winning 53 of the last 68 to take a 55-32 advantage.

Since 2001-02, the two schools have conducted an all-sports competition. It originally was known as the Titan Series until the fall of 2004, when it was renamed the Crimson & Gold Cup. It then became the Indiana National Guard Governor's Cup in the fall of 2013. The results of meetings between every varsity sport in which both schools compete figure in the final tally, with the winner of each event earning one point. In sports that feature two meetings in one season, the winner is awarded half a point for a victory. Indiana won the inaugural trophy by a score of 10-9. Purdue has won the trophy seven times, including three straight from 2014-to-2016, tied twice, and Indiana has claimed outright victory nine times.

Women's soccer's Golden Boot is the newest rivalry trophy between the two schools and since its inception in 1999, Purdue has claimed the four rivalry trophies on six occasions (2000-01, 2003-04, 2004-05, 2005-06, 2006-07, 2009-10). Indiana has never accomplished the feat.

### BARN BURNER TROPHY RESULTS

Date	Location	Result	Most Valuable Player
3/2/94	W. Lafayette	PUR 83-58	Jannon Roland, PUR (23 points, 2 rebounds)
2/10/95	Bloomington	PUR 57-44	Jennifer Jacoby, PUR (11 points, 4 rebounds)
2/9/96	W. Lafayette	PUR 67-66	Jannon Roland, PUR (13 points, 4 rebounds)
1/26/97	W. Lafayette	IU 51-50	Bridget Porter, IU (13 points, 14 rebounds)
1/25/98	Bloomington	IU 85-71	Kristi Green, IU (18 points, 1 rebound)
1/22/99	W. Lafayette	PUR 97-62	Stephanie White, PUR (22 points, 11 rebounds, 10 assists)*
1/23/00	Bloomington	PUR 71-65 OT	Katie Douglas, PUR (24 points, 15 rebounds)
2/15/01	W. Lafayette	PUR 87-46	Camille Cooper, PUR (25 points, 4 rebounds)
1/17/02	Bloomington	PUR 61-53	Laura Meadows, PUR (15 points, 16 rebounds)
2/27/03	W. Lafayette	PUR 74-48	Emily Heikes, PUR (13 points, 7 rebounds)
1/25/04	Bloomington	PUR 71-47	Shereka Wright, PUR (22 points, 3 rebounds)
1/6/05	W. Lafayette	PUR 54-31	Emily Heikes, PUR (11 points, 11 rebounds)
1/5/06	Bloomington	PUR 61-56 OT	Katie Gearlds, PUR (19 points, 4 rebounds)
1/14/07	W. Lafayette	PUR 73-51	Katie Gearlds, PUR (20 points, 2 rebounds)
1/3/08	Bloomington	PUR 55-49	Lakisha Freeman, PUR (15 points, 9 rebounds)
1/19/09	Bloomington	IU 71-57	Jori Davis, IU (22 points, 5 rebounds)
12/31/09	W. Lafayette	PUR 76-66	Brittany Rayburn (22 points, 4 rebounds)
1/9/11	Bloomington	PUR 55-50	Dee Dee Williams (4 rebounds, 2 blocks)
2/26/12	W. Lafayette	PUR 90-58	Brittany Rayburn (24 points, 2 rebounds)
2/20/13	Bloomington	IU 62-61	Jasmine McGhee (26 points, 4 rebounds)
1/17/14	W. Lafayette	PUR 86-53	Courtney Moses (24 points, 4 assists)
2/2/15	Bloomington	IU 72-55	Larry Brooks (22 points, 3 assists)
1/10/16	W. Lafayette	PUR 63-53	Bridget Perry (15 points, 5 rebounds)
1/19/17	Bloomington	IU 74-60	Kym Royster (14 points, 3 rebounds)
2/12/18	W. Lafayette	IU 52-44	Amanda Cahill (16 points, 11 rebounds)
3/3/19	Bloomington	IU 73-51	Ali Patberg (18 points, 3 assists)

### GOVERNOR'S CUP RESULTS

Date	Results
2001-02	Indiana 10 Purdue 9
2002-03	Purdue 10.5 Indiana 9.5
2003-04	Purdue 11 Indiana 9
2004-05	Indiana 12 Purdue 8
2005-06	Indiana 11.5 Purdue 8.5
2006-07	Purdue 10.5 Indiana 9.5
2007-08	Purdue 10 Indiana 10
2008-09	Indiana 12.5 Purdue 7.5
2009-10	Purdue 10 Indiana 10
2010-11	Indiana 11 Purdue 9
2011-12	Indiana 11.5 Purdue 7.5
2012-13	Indiana 12 Purdue 7
2013-14	Purdue 12 Indiana 8
2014-15	Purdue 10 Indiana 9
2015-16	Purdue 12.5 Indiana 7.5
2016-17	Indiana 11 Purdue 9
2017-18	Purdue 10.5 Indiana 9.5
2018-19	Indiana 10.5 Purdue 9.5

Indiana leads series 9-7-2



## BOILERMAKER BUILT - ALUMNAE IN THE WNBA

WNBA PLAYERS/DRAFT PICKS					
Player	Years Played	Drafted By	Round	Pick	Career (by Team)
Corissa Yasen	1997	—	—	—	Sacramento Monarchs (1997)
Ukari Figgs	1999-03	Los Angeles Sparks	3	28	Los Angeles Sparks (1999-01) Portland Fire (2002) Houston Comets (2003)
Stephanie White	1999-04	Charlotte Sting	2	21	Charlotte Sting (1999) Indiana Fever (2000-04)
Joy Holmes	2000	—	—	—	Detroit Shock (2000)
Jannon Roland	2000	Orlando Miracle	2	20	Orlando Miracle (2000)
Stacey Lovelace	2000-08	—	—	—	Seattle Storm (2000-01) Minnesota Lynx (2004-05) Chicago Sky (2006) Washington Mystics (2007) Atlanta Dream (2008) Detroit Shock (2008)
Camille Cooper	2001-02	Los Angeles Sparks	1	16	Los Angeles Sparks (2001) New York Liberty (2001-02)
Katie Douglas	2001-14	Orlando Miracle	1	10	Orlando Miracle (2001-02) Connecticut Sun (2003-07) Indiana Fever (2008-13) Connecticut Sun (2014)
Kelly Komara	—	Indiana Fever (2002)	3	34	—
Mary Jo Noon	—	Los Angeles Sparks (2003)	3	42	—
Erika Valek	—	Detroit Shock (2004)	2	23	—
Shereka Wright	2004-05	Detroit Shock	1	13	Phoenix Mercury (2004-05)
Katie Gearlds	2007-09	Seattle Storm	1	7	Seattle Storm (2007-09)
Danielle Campbell	—	Indiana Fever (2009)	3	32	—
Lindsay Wisdom-Hylton	2009-2012	Los Angeles Sparks	1	13	Los Angeles Sparks (2009-11) Chicago Sky (2011) Washington Mystics (2012)

## WNBA CAREER STATS

Name (Years)	GP	GS	FG	FGA	3P	3PA	FT	FTA	Reb	Asst	Blk	Stl	Pts
Corissa Yasen (1997)	19	0	23	57	0	1	6	12	20	6	2	18	52
Ukari Figgs (1999-00-01-02)	151	132	307	771	162	435	204	239	351	472	10	130	980
Stephanie White (1999-00-01-02-03-04)	142	39	258	678	115	315	212	256	433	277	33	134	843
Joy Holmes (2000)	29	0	33	70	4	11	21	30	45	14	4	11	91
Jannon Roland (2000)	21	0	13	37	3	10	4	8	17	8	0	6	33
Stacey Lovelace (2000-01-04-05-06-07-08)	178	20	324	815	74	214	161	209	472	116	57	104	883
Camille Cooper (2001-02)	27	1	19	40	—	—	15	21	27	4	7	4	53
Katie Douglas (2000-01-02-03-04-05-06-07-08-09-10-11-12-13-14)	412	387	1925	4641	726	1978	984	1223	1569	1075	126	623	5560
Shereka Wright (2004-05)	49	5	37	101	17	48	60	84	77	31	4	17	151
Katie Gearlds (2007-08-09)	87	3	132	346	79	208	42	52	123	56	12	29	385
Lindsay Wisdom-Hylton (2009-10-11-12)	124	3	171	361	1	5	54	80	301	72	73	56	397

## WNBA CHAMPIONS

Ukari Figgs	Los Angeles Sparks	2001
Katie Douglas	Indiana Fever	2012

## WNBA ALL-STARs

Katie Douglas	2006, 2007, 2009, 2011, 2014
---------------	------------------------------

## KATIE DOUGLAS FILE

With the longest tenure of any Boilermaker in the WNBA, Katie Douglas has an impressive list of accomplishments and accolades in the league. The five-time all star and 2006 WNBA All-Star Game MVP won a WNBA Championship with the Indiana Fever in 2012, and played on championship finals teams with the Connecticut Sun in 2004 and 2005, and again with the Fever in 2009. Retiring in 2014, after a 15-year career, Douglas finished among the all-time league leaders in a variety of categories

Stat	Total	Career Rank
Games	412	15th
Minutes	12631	11th
3-Pointers	726	6th
Assists	1075	17th
Steals	623	5th
Points	5560	11th



## TEAM PHOTO / ADMIN. AND SUPPORT STAFF



Sitting (L to R): Graduate Assistant Abby Abel, Lyndsey Whilby, Leony Boudreau, Cassidy Hardin, Dominique Oden, Karissa McLaughlin, Head Coach Sharon Versyp, Kayana Taylor, Bria Harmon, Tamara Farquhar, Roxane Makolo, Ajah Stallings, Graduate Assistant Aaron Rymer

Standing: Manager Shelby Newcomer, Manager Kennedy Fields, Student Athletic Trainer Annie Rastovsky, Manager Christian Lindsey, Athletic Trainer Jessica Lipsett, Senior Associate Head Coach Melanie Balcomb, Assistant Coach Michael Scruggs, Jenelle Grant, Nyagoo Gony, Fatou Diagne, Ae'Rianna Harris, Rickie Woltman, Director of Player Development and Video Coordination Alex Guyton, Director of Basketball Operations Terri Kix, Associate Head Coach Beth Couture, Sports Performance Assistant Ben Dille, Director of Sports Performance Jason Pullara, Manager Josh Mansfield, Manager Theresa Esterhai



Mike Bobinski  
Athletics Director



Nancy Cross  
Senior Assoc. Athletics Director



Christine Benner  
WBB Administrative Assistant



Lindsey Eldred  
Game Management



Lindsay Esposito  
Sports Dietitian



Tanya Foster  
Director of Learning Services



Colleen Garrity  
Assistant Fiscal Director




Marcia Iles  
Athletics Comm. Secretary




Ian MacDougall  
Assoc. Ath. Comm. Director



Bailey Schlotfeld  
Asst. Dir. Marketing & F.E.



Sarah Wiedmaier  
Assistant Ticket Manager



Sara Salefske  
Assistant Equipment Manager



Nathan Wiseman  
Video Producer



Ben Dille  
Sports Performance Assistant




ONE OF ONE



GIANNIS ANTETOKOUNMPO  
[nike.com/basketball](https://nike.com/basketball)





## AE'RIANNA HARRIS

6-1 | SENIOR | FORWARD  
ONLY RETURNING PLAYER IN  
THE NCAA WITH 300  
REBOUNDS, 300 POINTS, AND  
100 BLOCKS IN 2018-19.



## DOMINIQUE ODEN

5-8 | SENIOR | GUARD  
HER 1,358 CAREER POINTS  
ARE ALREADY 18TH IN  
PURDUE HISTORY, MAKING  
THE FIFTH LARGEST TOTAL  
BY A BOILERMAKER AFTER  
THREE SEASONS.





## 2019-2020 SCHEDULE

11 3	NOON	SOUTHERN INDIANA
11 10	2 PM	MILWAUKEE
11 14	7 PM	AT CHATTANOOGA
11 17	2 PM	WESTERN ILLINOIS
11 24	2 PM	NORTHERN ILLINOIS

### GULF COAST SHOWCASE

11 29	7:30 PM	VS. DRAKE
11 30	TBA	VS. ARIZONA STATE/MAINE
12 1	TBA	VS. TBA

### B1G/ACC CHALLENGE

12 5	7 PM	AT VIRGINIA TECH
12 8	NOON	KENT STATE
12 15	TBA	AT SOUTH CAROLINA
12 18	NOON	WESTERN KENTUCKY
12 21	NOON	BOWLING GREEN
12 28	NOON	AT OHIO STATE
12 31	4 PM	WISCONSIN
1 5	NOON	RUTGERS
1 9	7 PM	AT INDIANA
1 12	5 PM	AT NORTHWESTERN
1 16	7 PM	ILLINOIS
1 19	2 PM	MINNESOTA
1 22	8 PM	AT NEBRASKA
1 26	2 PM	PENN STATE
1 30	7 PM	AT MICHIGAN STATE
2 3	6 PM	INDIANA
2 6	6 PM	AT MICHIGAN
2 9	2 PM	IOWA
2 13	8 PM	AT WISCONSIN
2 16	3 PM	AT ILLINOIS
2 20	7 PM	MICHIGAN STATE
2 25	8 PM	AT MARYLAND
2 29	4 PM	OHIO STATE

ALL TIMES EASTERN