

2000 Purdue Football

Media Information

Game #9

Tom Schott, Sports Information Director / Mackey Arena, Room 15, West Lafayette, Indiana 47907
 Phone: 765-494-3145 / Fax: 765-494-5447 / e-mail: tschott@purdue.edu / www.purduesports.com

#16 Purdue Boilermakers (6-2, 4-1 Big Ten)
vs. #12/#13 Ohio State Buckeyes (6-1, 3-1 Big Ten)
Ross-Ade Stadium (67,332) — West Lafayette, Indiana
October 28, 2000 — 2:30 p.m. EST

ALL-TIME RECORD: 514-439-48 (.537) — 113th season
BIG TEN RECORD: 274-307-32 (.473) — 105th season

PROJECTED ATTENDANCE: 67,332 (sellout)

RADIO: *WAZY (96.5 FM) / Purdue Sports Radio Network* — Joe McConnell (play-by-play), Pete Quinn (color commentary), Tim Newton (pregame/halftime/postgame); *Westwood One* — Chuck Cooperstein (play-by-play), Tom Walsh (color commentary)

TELEVISION: *ABC* — Brent Musburger (play-by-play), Gary Danielson (color commentary), Jack Arute (sideline)

SATELLITE TRANSMISSION INFORMATION (HIGHLIGHTS AND INTERVIEWS): Tuesday, Oct. 24 (5-5:15 p.m. EDT — SBS 6/Transponder 5), Saturday, Oct. 28 (9-9:15 p.m. EDT — SBS 6/Transponder 5)

A LOOK AT THE BOILERMAKERS: The 16th-ranked Purdue football team, under fourth-year head coach Joe Tiller, plays host to 12th/13th-ranked Ohio State in Big Ten Conference action Saturday, Oct. 28, at Ross-Ade Stadium in West Lafayette, Ind. The Boilermakers are coming off a 30-24 overtime win at Wisconsin on Oct. 21.

HEAD COACH JOE TILLER: Joe Tiller is in his fourth season as head coach at Purdue with a 31-14 record (.689 winning percentage) and his 10th season as a collegiate head coach with a 70-44-1 record (.613 winning percentage). He is 20-9 in Big Ten Conference games (.690 winning percentage). Tiller recorded his 20th win at Purdue in his 27th game. That milestone is tied for second-quickest in school history (with D.M. Balliet, 1893-95 and 1901) behind Noble Kizer (24 games from 1930 to 1932). Tiller was named Purdue's 33rd head coach on Nov. 22, 1996. Taking the reins of a program that had just one winning season and no bowl game appearances since 1984, he has engineered back-to-back-to-back winning campaigns and bowl berths. Tiller was the head coach at Wyoming from 1991 to 1996 and compiled a 39-30-1 record (.564 winning percentage). He was assistant head coach and defensive coordinator for the Boilermakers from 1983 to 1986 (under head coach Leon Burtnett).

TILLER'S TRIUMPHS: In four seasons under head coach Joe Tiller, the Boilermakers have won a total of 31 games (9 in 1997, 9 in 1998, 7 in 1999 and 6 in 2000). In the first seven years of the 1990s, Purdue managed 23 victories (2 in 1990, 4 in 1991, 4 in 1992, 1 in 1993, 5 in 1994, 4 in 1995 and 3 in 1996).

2000 Purdue Results and Remaining Schedule (6-2, 4-1 Big Ten)

Sept. 2	CENTRAL MICHIGAN	W 48-0
Sept. 9	KENT STATE	W 45-10
Sept. 16	at #21 Notre Dame (NBC)	L 21-23
Sept. 23	MINNESOTA (ESPN)	W 38-24
Sept. 30	at Penn State (ABC)	L 20-22
Oct. 7	#6 MICHIGAN (ABC)	W 32-31
Oct. 14	at #17 Northwestern (ESPN)	W 41-28
Oct. 21	at Wisconsin (ESPN)	W 30-24 (OT)
Oct. 28	#12 OHIO STATE (ABC)	2:30 p.m.
Nov. 11	at Michigan State	TBA
Nov. 18	INDIANA (ESPN2)	12:10 a.m.

All times EST.

2000 Ohio State Results and Remaining Schedule (6-1, 3-1 Big Ten)

Sept. 2	FRESNO STATE	W 43-10
Sept. 9	at Arizona	W 27-17
Sept. 16	MIAMI (OHIO)	W 27-16
Sept. 23	PENN STATE	W 45-6
Oct. 7	at #24 Wisconsin	W 23-7
Oct. 14	MINNESOTA	L 17-29
Oct. 21	at Iowa	W 38-10
Oct. 28	at #16 Purdue	3:30 p.m.
Nov. 4	MICHIGAN STATE	TBA
Nov. 11	at Illinois	TBA
Nov. 18	MICHIGAN	Noon

All times EDT.

Team Comparisons

General Information

	<i>Purdue</i>	<i>Ohio State</i>
Basic Offense	One-Back	I Formation
Basic Defense	4-3	4-3
Offensive Starters Returning	8	6
Defensive Starters Returning	5	7
Specialists Returning	1	1

Average Heights and Weights (Starters)

	<i>Purdue</i>	<i>Ohio State</i>
Offensive Line and Tight End	6-4, 299	6-5, 297
Offensive Backs and Wide Receivers	5-10, 197	6-1, 209
Defensive Line	6-3, 268	6-3, 279
Linebackers	6-2, 220	6-2, 232
Defensive Backs	6-1, 194	6-1, 196

Class Breakdown (Starters)

Purdue Offense: 6 seniors, 1 junior, 4 sophomores
 Purdue Defense: 1 seniors, 3 juniors, 2 sophomores, 3 redshirt freshmen, 2 freshmen
 Ohio State Offense: 6 seniors, 3 juniors, 1 sophomore, 1 redshirt freshman
 Ohio State Defense: 4 seniors, 4 juniors, 3 sophomores

MORE TILLER WIN DATA: Joe Tiller ranks fifth on the Purdue all-time Big Ten wins list with 20. Next up is Stuart Holcomb (1947-55) with 25 wins. Jack Mollenkopf (1956-69) is the leader with 57 wins.

ALL-TIME SERIES RECORD: Purdue and Ohio State have met 44 times previously (since 1919), with the Buckeyes holding a 32-10-2 advantage. Ohio State holds a 9-4 advantage in games played in West Lafayette. The teams last met Oct. 9, 1999, with the 21st-ranked Buckeyes beating the 17th-ranked Boilermakers 25-22 in Columbus. Purdue's last win in the series was a 31-26 decision in Columbus on Oct. 15, 1988. The Boilermakers' last victory in West Lafayette was a 28-23 verdict over the second-ranked Buckeyes on Oct. 6, 1984.

DREW BREES AGAINST THE BUCKEYES: Senior quarterback Drew Brees is 0-1 against Ohio State (a 25-22 loss in Columbus in 1999). The Buckeyes are the only opponent Brees has failed to throw a touchdown against since he became the Boilermakers' starting quarterback. His statistics:

1999 — 24-39 (.615), 205, 0 TD, 0 INT

AWAY FOR THE HOLIDAYS: The Boilermakers will play in their fourth postseason bowl game in as many seasons under head coach Joe Tiller. It marks the longest such streak in school history. Purdue played in the Alamo Bowl in 1997 and 1998 and the 2000 Outback Bowl.

TERRILL, WOODYARD NAMED BIG TEN SPECIAL TEAMS CO-PLAYERS OF THE WEEK: Redshirt freshman defensive tackle Craig Terrill and junior cornerback Ashante Woodyard were selected the Big Ten Special Teams co-Players of the Week for the week ending Oct. 21, 2000. Terrill blocked a 58-yard field goal attempt by Wisconsin's Vitaly Pisetsky in overtime, and Woodyard returned it 36 yards for a touchdown to give the Boilermakers a 30-24 win. It was Purdue's first blocked field goal that was returned for a touchdown since Roosevelt Colvin accomplished the feat against Michigan State on Nov. 8, 1997.

Purdue vs. Ohio State 2000 Statistical Analysis

	Purdue	Ohio State
Points	34.4	31.4
Opponents	20.2	13.6
First Downs	26.0	18.0
Opponents	17.4	18.3
Yards Rushing	167.6	168.9
Opponents	120.4	89.9
Yards Passing	311.0	207.1
Opponents	211.1	209.0
Total Offense	478.6	376.0
Opponents	331.5	298.9
Kickoff Return Average	19.1	26.5
Opponents	18.1	20.2
Punt Return Average	9.4	10.6
Opponents	13.1	7.4
Punting (Gross)	38.3	37.6
Opponents	43.3	43.6
Punting (Net)	33.5	35.0
Opponents	40.0	38.8
3rd Down Conversions	58%	36%
Opponents	37%	33%
4th Down Conversions	38% (5-13)	40% (4-10)
Opponents	60% (3-5)	31% (5-16)
Penalty Yards	42.1	83.1
Opponents	51.5	58.6
Turnover Margin	+2	+11
Opponents	-2	-11

GAME 8 RECAP: Craig Terrill blocked a 58-yard field goal and Ashante Woodyard picked it up and scampered 36 yards for a touchdown to lift Purdue to a 30-24 overtime win over Wisconsin before 79,048 Homecoming fans at Camp Randall Stadium in Madison, Wis., on Oct. 21. The 17th-ranked Boilermakers won the overtime coin toss, elected to play defense first and pushed back the Badgers from the 25 to the 40-yard line in Purdue territory. Akin Ayodele recorded a sack on third down before the Badgers' Vitaly Pisetsky attempted the mammoth field goal. Purdue trailed 17-14 midway through the third quarter before taking its first lead of the game on a 78-yard touchdown pass from Drew Brees to Seth Morales. On that play, Brees became the Big Ten career passing yards leader, passing Chuck Long of Iowa (1981-85). A 44-yard field goal by Travis Dorsch pushed the Boilermakers' lead to 24-17 midway through the fourth quarter, but the Badgers tied it with a touchdown with 3:50 remaining in regulation. Brees finished 21 of 43 for 274 yards with two touchdowns and also had 11 carries for 74 yards and a touchdown. Vinny Sutherland caught five passes for 42 yards, while Montrell Lowe rushed for 77 yards on 13 carries. Stuart Schweigert had 12 tackles to lead the Purdue defense, while Ayodele had nine stops, including four for loss and three sacks. Purdue had seven sacks for the second game in a row. The win was the Boilermakers' sixth of the season, qualifying them for their fourth postseason bowl berth in as many seasons under head coach Joe Tiller.

POLLING PLACE: Under head coach Joe Tiller, Purdue has been ranked 35 out of 60 possible weeks (58 percent) in the Associated Press poll and 32 out of 57 possible weeks (56 percent) in the ESPN/*USA Today* poll.

2000 Big Ten Standings

(through Oct. 21, 2000)

	Big Ten		Overall	
Michigan	4-1	.800	6-2	.750
PURDUE	4-1	.800	6-2	.750
Ohio State	3-1	.750	6-1	.857
Northwestern	3-1	.750	5-2	.714
Minnesota	3-2	.600	5-3	.625
Indiana	2-2	.500	3-4	.429
Penn State	2-2	.500	3-5	.375
Illinois	1-3	.250	4-3	.571
Iowa	1-3	.250	1-7	.125
Wisconsin	1-4	.200	4-4	.500
Michigan State	0-4	.000	3-4	.429

Upcoming Schedule

October 28

Penn State at Indiana
 Wisconsin at Iowa
 Illinois at Michigan State
 Northwestern at Minnesota
Ohio State at Purdue

November 4

Indiana at Illinois
 Iowa at Penn State
 Michigan at Northwestern
 Michigan State at Ohio State
 Minnesota at Wisconsin



October 22, 2000 Associated Press Poll

	Record	Points	Previous
1. Nebraska (67)	7-0	1,747	1
2. Virginia Tech	7-0	1,605	2
3. Oklahoma (3)	6-0	1,599	3
4. Miami (Fla.)	5-1	1,532	4
5. Clemson	8-0	1,495	5
6. Florida State	7-1	1,420	6
7. Oregon	6-1	1,309	7
8. Florida	6-1	1,247	8
9. Washington	6-1	1,141	9
10. Kansas State	7-1	1,072	10
11. Texas Christian	6-0	1,014	11
12. <i>Ohio State</i>	<i>6-1</i>	<i>881</i>	<i>14</i>
13. Georgia	6-1	872	12
14. Southern Mississippi	5-1	853	15
15. Michigan	6-2	762	16
16. PURDUE	6-2	688	17
17. South Carolina	7-1	671	18
18. Oregon State	6-1	668	19
19. Notre Dame	5-2	555	20
20. Mississippi State	4-2	365	13
21. North Carolina State	5-1	289	24
22. Texas	5-2	206	NR
23. <i>Northwestern</i>	<i>5-2</i>	<i>204</i>	<i>25</i>
24. Arizona	5-2	201	21
25. Auburn	6-2	129	NR

first-place votes in parenthesis.

October 22, 2000 ESPN/*USA Today* Poll

	Record	Points	Previous
1. Nebraska (58)	7-0	1,474	1
2. Virginia Tech	7-0	1,394	2
3. Oklahoma (1)	6-0	1,307	4
4. Clemson	8-0	1,306	3
5. Miami (Fla.)	5-1	1,255	5
6. Florida State	7-1	1,181	6
7. Florida	6-1	1,101	7
8. Kansas State	7-1	973	8
9. Washington	6-1	950	9
10. Oregon	6-1	936	11
11. Texas Christian	6-0	881	10
12. Georgia	6-1	809	12
13. <i>Ohio State</i>	<i>6-1</i>	<i>799</i>	<i>13</i>
14. Southern Mississippi	5-1	709	15
15. Michigan	6-2	678	16
16. PURDUE	6-2	541	17
17. Oregon State	6-1	526	18
18. South Carolina	7-1	491	19
19. Notre Dame	5-2	333	22
20. Texas	5-2	302	21
21. Mississippi State	4-2	300	14
22. North Carolina State	5-1	215	25
23. Arizona	5-2	140	20
24. Colorado State	6-1	129	NR
25. Auburn	6-2	124	NR

italics denotes 2000 Purdue opponent.

Purdue Football vs. Ohio State ... 4

LIGHTING UP THE SCOREBOARD: The Boilermakers have scored 41 or more points in a game 13 times in 45 games under head coach Joe Tiller. From a historical standpoint, here is a coach-by-coach breakdown of how many times Purdue has reached that plateau since 1956:

Joe Tiller (1997-2000) — 13 times in 45 games

Jim Colletto (1991-96) — 8 times in 66 games
Fred Akers (1987-90) — 4 times in 44 games
Leon Burtnett (1982-86) — 2 times in 56 games
Jim Young (1977-81) — 6 times in 48 games
Alex Agase (1973-76) — 1 time in 44 games
Bob DeMoss (1970-72) — 2 times in 31 games
Jack Mollenkopf (1956-69) — 16 times in 132 games

O-FENSIVE: The Boilermakers amassed 605 yards of total offense (437 passing and 190 rushing) against Kent State on Sept. 9, 2000. It marked the second most by a Joe Tiller-coached Purdue team, behind the 692 yards (604 passing and 88 rushing) against Minnesota on Oct. 3, 1998. Here are the top 10 offensive outputs by the Boilermakers under Tiller:

692 (604 passing/88 rushing) vs. Minnesota, 10/3/98
605 (437 passing/190 rushing) vs. Kent State, 9/9/00
580 (346 passing/234 rushing) vs. Central Michigan, 9/18/99
570 (494 passing/76 rushing) at Wisconsin, 10/10/98
568 (509 passing/59 rushing) vs. Michigan State, 10/16/99
559 (355 passing/204 rushing) vs. Wisconsin, 10/18/97
541 (415 passing/126 rushing) vs. Iowa, 10/31/98
539 (405 passing/134 rushing) at Northwestern, 9/26/99
531 (282 passing/249 rushing) at Indiana, 11/22/97
531 (409 passing/122 rushing) vs. Minnesota, 9/23/00

A QUARTER FOR YOUR THOUGHTS: Under head coach Joe Tiller, Purdue has scored in 149 of 180 quarters (83 percent) — all but nine (of 48) in 1997, 11 (of 52) in 1998, eight (of 48) in 1999 and three (of 32) in 2000.

GOOSE EGGS: The Boilermakers' 48-0 shutout of Central Michigan on Sept. 2, 2000, marked their first blanking of an opponent since Oct. 17, 1981 (35-0 at Northwestern), a span of 208 games. It was Purdue's first shutout at home since Nov. 4, 1978 (31-0 over Northwestern) and first season-opening whitewash since Sept. 19, 1970 (15-0 over Texas Christian).

WEST LAFAYETTE SACK EXCHANGE: Purdue has amassed 26 sacks during the 2000 campaign, including seven in both of the last two games. The school record is 38 sacks in 1989.

"GREEN-FENSE": Defensive coordinator Brock Spack refers to his defense as "green-fense" because of its youth. The Boilermakers have five true freshmen and four redshirt freshmen on their defensive two-deep.

DEFENDING OUR TURF: Purdue is 19-3 at home in the friendly confines of Ross-Ade Stadium under head coach Joe Tiller. The losses: 42-17 to Penn State on Nov. 15, 1997, 31-25 to Penn State on Oct. 30, 1999, and 28-21 to Wisconsin on Nov. 6, 1999. Additionally, the Boilermakers are 14-0 at home against unranked opponents.

HURRICANE DREW: Heisman Trophy candidate and senior quarterback Drew Brees became Purdue's career total offense leader against Kent State on Sept. 9, 2000, passing quarterback Mark Herrmann (1977-80). Brees now has 11,381 yards (10,567 passing and 814 rushing). He also became the school's career completions leader in that game, passing Herrmann, and now has 918. On Sept. 23, 2000, against Minnesota, Brees passed Herrmann for the school records in passing touchdowns and attempts. His totals now are 83 and 1,502, respectively. Brees broke Herrmann's passing yards record against Michigan on Oct. 7, 2000, and now has 10,567. He is the Boilermakers' career leader in completion percentage at .611 (918 of 1,502). Herrmann also is Purdue's career interceptions leader with 75; Brees has merely 37 (fifth-most in school history).

COOL BREES: Drew Brees is the Big Ten career leader in passing attempts, completions, yards, touchdowns and total offense.

I CAN SEE FOR YARDS AND YARDS: Drew Brees passed for 509 yards against Michigan State on Oct. 16, 1999, the second-most in his career and the third-most in school history. He threw for 522 yards against Minnesota on Oct. 3, 1998; Scott Campbell threw for 516 yards against Ohio State on Oct. 31, 1981. Brees is the only Big Ten quarterback with two 500-plus-yard games. Brees has school records of six, 400-plus-yard passing games (two in 1998, two in 1999 and two in 2000), 15, 300-plus-yard passing games (five in 1998, seven in 1999 and three in 2000) and 24, 250-plus-yard passing games (eight in 1998, 10 in 1999 and six in 2000).

PASS AND RUSH: A total of 17 quarterbacks have thrown for 10,000 career yards in NCAA history. Of those, Doug Flutie of Boston College (1981-84) is the leading rusher with 738 yards. Drew Brees presently has 9,959 passing yards and 795 rushing yards. (The NCAA does not count bowl games in its statistics.) Just three of the 10,000-yard passers have positive rushing yardage — also Cade McNown of UCLA (1995-98) with 10,008 passing and 479 rushing and Chad Pennington of Marshall (1997-99) with 10,698 passing and 60 rushing. Brees' 10,754 yards total offense ranks 10th in NCAA history. Here is the list:

Ty Detmer, Brigham Young (1988-91) — 15,031
Tim Ratay, Louisiana Tech (1997-99) — 12,618
Chris Redman, Louisville (1996-99) — 12,129
Doug Flutie, Boston College (1981-84) — 11,317
Tim Lester, Western Michigan (1996-99) — 11,081
Peyton Manning, Tennessee (1994-97) — 11,020
Eric Zeier, Georgia (1991-94) — 10,841
Alex Van Pelt, Pittsburgh (1989-92) — 10,814
Chad Pennington, Marshall (1997-99) — 10,758
Drew Brees, Purdue (1997-2000) — 10,754

CLIMBING MOUNT RECORD: Like skilled mountain climbers, senior wide receiver Vinny Sutherland and junior tight end Tim Stratton are scaling the Purdue record lists for receptions, receiving yards and receiving touchdowns. Sutherland ranks sixth with 149 receptions, fifth with 1,997 receiving yards and third with 21 receiving touchdowns. Stratton ranks 11th with 126 receptions, 15th with 1,392 receiving yards and tied for ninth with 12 touchdown receptions.

LOWE RIDER: Sophomore running back Montrell Lowe became the 32nd player in school history to gain 1,000 career yards via the ground vs. Minnesota on Sept. 23, 2000. He presently ranks 16th on the career rushing yards list with 1,483.

LOWE RIDING HIGH: Montrell Lowe rushed for a career-high 174 yards at Northwestern on Oct. 14, 2000. It marked the second-highest output by a Purdue running back under head coach Joe Tiller. Kendall Matthews had 177 yards at Illinois on Oct. 25, 1997. Lowe has had two 100-yard rushing efforts this season and five in his career. In consecutive games, Lowe outgained Anthony Thomas of Michigan (who ranked third in the Big Ten and seventh nationally in rushing yards) 126-120 on Oct. 7, 2000, and Damien Anderson of Northwestern (second in the Big Ten and third nationally) 174-55 on Oct. 14, 2000.

VINNY AND THE JETS: Simply stated, Vinny Sutherland does it all, averaging 154.0 all-purpose yards per game. He ranks fifth on Purdue's career all-purpose list with 3,337 yards. Sutherland is ninth on the career touchdowns list (26) and 13th on the career points list (158).

MR. CLUTCH: Of Vinny Sutherland's 45 receptions this season, 18 have been third-down conversions (40 percent). He has six third-down touchdown receptions and two third-down touchdown rushes.

SUTHERLAND SCORES: Vinny Sutherland has caught nine touchdown passes this season. That total is tied for sixth on the Purdue season list:

Brian Alford (1996) — 12	Brian Alford (1997) — 10
Ashley Bell (1969) — 11	Dave Young (1980) — 9
Steve Bryant (1981) — 11	<i>Vinny Sutherland (2000) — 9</i>
Dave Young (1979) — 10	

STAND UP FOR STANDEFORD: Freshman wide receiver John Standeford leads all true freshmen in the country in receptions (44) and receiving yards (515). He is the Boilermakers' second-leading pass catcher behind Vinny Sutherland (45 receptions for 641 yards).

GOOD HANDS PEOPLE: The Purdue offensive line has permitted Drew Brees to be sacked merely five times out of 336 passing attempts during the 2000 season. That's a ratio of one every 67.2 attempts.

GRADE A (KIN) SERVICE: Junior defensive end Akin Ayodele, in just his second season with the Boilermakers, ranks fourth on the school career sacks list with 17.

BLOCK THAT KICK: The Boilermakers have blocked four kicks this season (two field goals, one extra point and one punt). They have 16 blocks in four seasons under head coach Joe Tiller (three in 1997, eight in 1998 and one in 1999). The blocked field goal attempt returned for a touchdown at Wisconsin on Oct. 21, 2000 (blocked by redshirt freshman defensive tackle Craig Terrill and returned by junior cornerback Ashante Woodyard) marked the first time Purdue pulled off that feat since Roosevelt Colvin did it against Michigan State on Nov. 8, 1997.

THREE FOR TRAVIS: Junior kicker Travis Dorsch set the Purdue career record with his 37th field goal (a 35-yarder in the second quarter) vs. Kent State on Sept. 9, 2000. He broke the mark set by Jonathan Briggs from 1985 to 1987. Dorsch set the school season record with 18 field goals during the 1999 campaign. The previous mark of 16 was set by Rick Anderson in 1980 and equalled by Dorsch in 1998. Dorsch has kicked three field goals in a game five times during his career, and his longest is 47 yards at Notre Dame on Sept. 26, 1998; against Central Michigan on Sept. 18, 1999; and against Northwestern on Sept. 25, 1999. Dorsch ranks second on the Purdue career scoring list with 247 points. The leader is running back Mike Alstott (1992-95) with 256 points.

TAKING CARE OF BUSINESS: The Boilermakers are 23-3 against unranked opponents under head coach Joe Tiller.

TAKING ON THE BIG BOYS: Purdue has an 8-11 record against ranked opponents under head coach Joe Tiller.

Inside The Red Zone			
Here is a look at how the Boilermakers have fared when they get inside the 20-yard line:			
Opponent	No.	TD	FG
CENTRAL MICHIGAN	5	5	0
KENT STATE	9	6	1
at Notre Dame	3	3	0
MINNESOTA	6	4	1
at Penn State	2	1	1
MICHIGAN	7	3	2
at Northwestern	5	4	0
at Wisconsin	1	1	0
OHIO STATE			
at Michigan State			
INDIANA			
Totals	38	27	5
Opponents	21	12	6

With All Precincts Reporting		
Here is a week-by-week look at the 2000 Boilermakers in the national polls:		
Week	AP	ESPN/USA Today
Preseason	14th	13th
Aug. 27	15th	14th
Sept. 3	14th	13th
Sept. 10	13th	12th
Sept. 17	21st	21st
Sept. 24	22nd	19th
Oct. 1	RV (32nd)	RV (33rd)
Oct. 8	21st	21st
Oct. 15	17th	17th
Oct. 22	16th	16th
Oct. 29		
Nov. 5		
Nov. 12		
Nov. 19		
Final		

Purdue Football vs. Ohio State ... 6

Purdue Game-By-Game Offensive Starters

Game	WR/TE	WR	TE	LT	LG	C	RG	RT	WR/TE	QB	RB/WR
CENTRAL MICHIGAN	Randolph	Morales	Lougheed	Light	Mruczkowski	Okobi	Allen	Gorin	Simpson	Brees	Ennis
KENT STATE	Sutherland	Morales	Stratton	Light	Mruczkowski	Okobi	Allen	Gorin	Winston	Brees	Ennis
at Notre Dame	Sutherland	Morales	Lougheed	Light	Mruczkowski	Okobi	Allen	Gorin	Stratton	Brees	Brown
MINNESOTA	Sutherland	Morales	Stratton	Light	Mruczkowski	Okobi	Allen	Gorin	Winston	Brees	Lowe
at Penn State	Sutherland	Morales	Lougheed	Light	Mruczkowski	Okobi	Turner	Gorin	Randolph	Brees	Lowe
MICHIGAN	Sutherland	Morales	Stratton	Light	Mruczkowski	Okobi	Turner	Gorin	Winston	Brees	Lowe
at Northwestern	Sutherland	Morales	Stratton	Light	Mruczkowski	Okobi	Turner	Gorin	Winston	Brees	Lowe
at Wisconsin	Sutherland	Morales	Stratton	Light	Mruczkowski	Okobi	Allen	Gorin	Standeford	Brees	Simpson
OHIO STATE											
at Michigan State											
INDIANA											

Purdue Game-By-Game Defensive Starters

Game	LE	LT	RT	RE	WLB	MLB	SLB	LCB	FS	SS	RCB
CENTRAL MICHIGAN	Dinkins	Terrill	Mitrione	Phillips	Johnson	Gardner	Ayodele	Woodyard	Doe	Turner	Clopton
KENT STATE	Moore	Terrill	Mitrione	Phillips	Johnson	Gardner	Ayodele	Woodyard	Doe	Turner	Clopton
at Notre Dame	Moore	Terrill	Mitrione	Phillips	Johnson	Gardner	Ayodele	Woodyard	Doe	Turner	Clopton
MINNESOTA	Dinkins	Botts	Mitrione	Phillips	Johnson	Gardner	Ayodele	Woodyard	Schweigert	Doe	Clopton
at Penn State	Dinkins	Botts	Mitrione	Phillips	Johnson	Odom	Ayodele	Woodyard	Schweigert	Doe	Clopton
MICHIGAN	Phillips	Botts	Mitrione	Ayodele	Loerzel	Odom	Gardner	Woodyard	Schweigert	Turner	Clopton
at Northwestern	Phillips	Botts	Mitrione	Ayodele	Johnson	Odom	Gardner	Woodyard	Schweigert	Turner	Clopton
at Wisconsin	Phillips	Terrill	Mitrione	Ayodele	Loerzel	Odom	Gardner	Woodyard	Schweigert	Turner	Clopton
OHIO STATE											
at Michigan State											
INDIANA											

Offense Experience Chart (starts by year)

Player, Position(s)	1997	1998	1999	2000	Total
Chukky Okobi, RG-C	12 (RG)	13 (RG)*	6 (RG)	8 (C)	39
Brandon Gorin, RT	2	13	12	8	35
Drew Brees, QB		13	12	8	33
Matt Light, LT		13	12	8	33
Vinny Sutherland, WR	3	1	11	7	22
Gene Mruczkowski, LG			12	8	20
Tim Stratton, TE		4	7	6	17
Montrell Lowe, RB			6	4	10
Chris Randolph, TE		5	3	2	10
Seth Morales, WR				8	8
Donald Winston, WR	3			4	7
Ian Allen, RG				5	5
Pete Lougheed, TE			1	3	4
Rob Turner, RG				3	3
Sedrick Brown, RB			1	1	2
Steve Ennis, RB				2	2
A.T. Simpson, WR				2	2
Chris James, WR			1		1
John Standeford, WR				1	1

* includes two starts at center.

Defense Experience Chart (starts by year)

Player, Position(s)	1997	1998	1999	2000	Total
Matt Mitrione, DT		11	12	8	31
Akin Ayodele, DE-LB			12 (DE)	8 (LB-DE)	20
Jason Loerzel, LB		6	11	2	19
Chris Clopton, CB			7	8	15
Brian Dinkins, DE			12	3	15
Ralph Turner, SS			7	6	13
Shaun Phillips, DE				8	8
Ashante Woodyard, CB				8	8
Gilbert Gardner, LB				7	7
Joe Odom, LB			3	4	7
Brent Botts, DT		2		4	6
Landon Johnson, LB				6	6
Warren "Ike" Moore, DE		4		2	6
Brady Doe, FS				5	5
Stuart Schweigert, FS				5	5
Craig Terrill, DT				4	4
Ben Smith, DB			2		2

O Captain, My Captain

Senior quarterback Drew Brees and junior linebacker Akin Ayodele were voted season captains by their teammates. In addition, the following players have been selected game captains: Central Michigan (Chris Clopton), Kent State (Matt Light and Chukky Okobi), Notre Dame (Donald Winston), Minnesota (none), Penn State (Clopton and Gene Mruczkowski), Michigan (none), Northwestern (Brandon Gorin and Jason Loerzel) and Wisconsin (Gorin and Matt Mitrione).

Game 1: #15 Purdue 48, Central Michigan 0 – Sept. 2, 2000

WEST LAFAYETTE, Ind. — The defense dominated in Purdue’s season-opening 48-0 victory over Central Michigan before 56,197 fans at Ross-Ade Stadium. The 15th-ranked Boilermakers pitched their first shutout since Oct. 17, 1981 (35-0 at Northwestern), a span of 208 games. It was their first home shutout since a 31-0 whitewash of Northwestern on Nov. 4, 1978. The last time Purdue opened the season with a shutout was Sept. 19, 1970 (15-0 over Texas Christian). There was plenty of offense, as well. Heisman Trophy candidate Drew Brees completed 25 of 42 passes for 318 yards with three touchdowns in a little over three quarters. More impressive was the fact that he hooked up with 10 different receivers. John Standeford and Donald Winston shared game-high honors with six catches apiece. Standeford and tight ends Pete Lougheed and Tim Stratton each caught touchdown passes. Running back Steve Ennis scored three, 1-yard touchdowns. Purdue’s defense limited the Chippewas to 215 yards of total offense (65 rushing and 150 passing). Linebacker Landon Johnson led the way with 10 tackles, including two for loss and a sack. Defensive tackle Matt Mitrione blocked a 33-yard field goal attempt in the second quarter. Kicker Travis Dorsch nailed field goals from 43 and 45 yards, giving him 36 for his career and tying the school standard set by Jonathan Briggs (1985-87).

Score By Quarters	1	2	3	4	F
Central Michigan	0	0	0	0	0
Purdue	10	17	14	7	48

Scoring Summary

First Quarter

PUR: Dorsch 43-yard field goal, 8:00
 PUR: Ennis 1-yard run (Dorsch kick), 0:08

Second Quarter

PUR: Ennis 1-yard run (Dorsch kick), 13:29
 PUR: Dorsch 45-yard field goal, 5:28
 PUR: Ennis 1-yard run (Dorsch kick), 1:45

Third Quarter

PUR: Lougheed 28-yard pass from Brees (Dorsch kick), 7:43
 PUR: Stratton 14-yard pass from Brees (Dorsch kick), 2:27

Fourth Quarter

PUR: Standeford 7-yard pass from Brees (Dorsch kick), 13:58



Team Statistics	CMU	PUR
First Downs	13	25
Net Yards Rushing	65	145
Net Yards Passing	150	336
Passes (Att.-Comp.-Int.)	28-16-0	45-26-0
Total Net Yards	215	481
Possession Time	28:26	31:34
Punts	8-45.3	3-50.7
Penalties	4-23	4-30
Third Down Conversions	7-18	13-20
Fourth Down Conversions	0-0	1-2
Total Turnovers	3	0

Tiller Talk

“You’re always happy when you get a W. It was a good defensive effort. Particularly when the field shortened. It’s important for the defense, as well as the offense, to be productive in the red zone. Our defense created opportunities, too, so it was an opportunistic effort on their part.”

Individual Statistics

Rushing — Central Michigan: Mixon 20-47, Vickers 8-20, Webber 4-11, Dalton 1-(-2), Gooch 2-(-5), Shepherd 3-(-6). Purdue: Ennis 16-46 (3 TD), Brown 6-43, Lowe 9-29, Brees 3-16, Hance 5-8, Winston 1-3.

Passing — Central Michigan: Vickers 15-6-0, 68; Shepherd 13-10-0, 82. Purdue: Brees 42-25-0 (3 TD), 318; Hance 3-1-0, 18.

Receiving — Central Michigan: Mixon 6-54, Gooch 5-59, Lewis 2-21, Hannah 1-10, Webber 1-6, McClure 1-0. Purdue: Standeford 6-99 (1 TD), Winston 6-55, Stratton 3-32 (1 TD), Simpson 2-43, Ennis 2-32, Morales 2-23, Henderson 2-11, Lougheed 1-28 (1 TD), Lowe 1-9, Dawson 1-4.

Tackle Leaders — Central Michigan: Lewis 11, Sewell 9, Epps 8, Dudley 6, Leigeb 6. Purdue: Johnson 10, Gardner 6, Mitrione 6, Schweigert 5, Clopton 4, Terrill 4.

Attendance: 56,197

Weather: Partly Cloudy, 87 degrees

Purdue Football vs. Ohio State ... 8

Game 2: #14 Purdue 45, Kent State 10 — Sept. 9, 2000

WEST LAFAYETTE, Ind. — The 14th-ranked Boilermakers rolled up 605 yards of total offense, while quarterback Drew Brees and kicker Travis Dorsch entered the record books in a workmanlike 45-10 victory over Kent State before 62,181 fans at Ross-Ade Stadium. The 605 yards (437 passing and 168 rushing) are the second most by a Purdue team under fourth-year head coach Joe Tiller (behind the 692 yards amassed vs. Minnesota on Oct. 3, 1998). Brees became the school's career total offense leader — passing quarterback Mark Herrmann (1977-80) — with 9,283 yards and also broke Herrmann's mark for career completions with 774. On the day, Brees completed 32 of 46 passes for 415 yards with two touchdowns and one interception. He also rushed for 31 yards on six carries with two touchdowns. Dorsch broke his tie with Jonathan Briggs for career field goals with his 37th, a 35-yarder in the second quarter. After Kent State took a 3-0 lead, Purdue answered with 24 straight points for a 24-3 halftime advantage. Wide receiver Vinny Sutherland caught six passes for 86 yards with two touchdowns, rushed for 16 yards on two carries and scored a touchdown and returned two kickoffs for 66 yards and a punt for 39 yards. Wide receiver John Standeford had eight receptions for 90 yards and tight end Tim Stratton caught seven balls for 105 yards. Linebacker Akin Ayodele anchored the defense with six tackles.

Score By Quarters	1	2	3	4	F
Kent State	3	0	7	0	10
Purdue	7	17	14	7	45

Scoring Summary

First Quarter

KSU: Pavich 23-yard field goal, 10:40

PUR: Sutherland 4-yard pass from Brees (Dorsch kick), 0:30

Second Quarter

PUR: Sutherland 5-yard pass from Brees (Dorsch kick), 8:59

PUR: Sutherland 8-yard rush (Dorsch kick), 2:20

PUR: Dorsch 35-yard field goal, 0:03

Third Quarter

KSU: Kelly 30-yard pass from Williams (Pavich kick), 9:38

PUR: Brees 5-yard rush (Dorsch kick), 7:27

PUR: Brees 3-yard rush (Dorsch kick), 0:25

Fourth Quarter

PUR: James 5-yard pass from Hance (Dorsch kick), 2:31



Team Statistics	KSU	PUR
First Downs	17	32
Net Yards Rushing	129	168
Net Yards Passing	190	437
Passes (Att.-Comp.-Int.)	30-20-0	54-36-1
Total Net Yards	319	605
Possession Time	27:55	32:05
Punts	7-41.4	1-57.0
Penalties	6-26	3-25
Third Down Conversions	4-15	11-14
Fourth Down Conversions	0-1	0-1
Total Turnovers	1	3

Tiller Talk

"I don't think we were as sharp as we could have been in the mental part of the game. I made the comment to the team in the locker room after the game, that one is like two and two is like one. I said our second game was like a typical first game, and our first game was like a typical second game."

Individual Statistics

Rushing — Kent State: Murphy 20-101, Vann 7-20, Lundy 3-7, Williams 3-1. Purdue: Brown 9-63, Brees 6-31, Hance 2-29, Ennis 8-18, Sutherland 2-16 (1 TD), Lowe 10-11.

Passing — Kent State: Williams 28-18-0 (1 TD), 166; McDaniels 2-2-0, 24. Purdue: Brees 46-32-1 (2 TD), 415; Hance 6-4-0 (1 TD), 22; Team 2-0-0, 0.

Receiving — Kent State: Buckosh 5-54, Shoemaker 4-22, Murphy 3-37, Kelly 2-36, Curry 2-11, Vann 2-6, Quinn 1-20, Smith 1-4. Purdue: Standeford 8-90, Stratton 7-105, Sutherland 6-86, Morales 3-70, Simpson 3-29, Winston 3-13, Henderson 2-22, James 2-8, Dawson 1-8, Lougheed 1-6.

Tackle Leaders — Kent State: Hall 8, Harrison 8, Turner 7, Avery 6, Dyer 6. Purdue: Ayodele 6, Doe 5, Clopton 4, Gardner 4, Johnson 4, Mitrione 4, Schweigert 4.

Attendance: 62,181

Weather: Mostly Cloudy, 80 degrees

Game 3: #21 Notre Dame 23, #13 Purdue 21 – Sept. 16, 2000

SOUTH BEND, Ind. — Notre Dame kicker Nick Setta hit a 38-yard field goal as time expired to lift the 21st-ranked Fighting Irish over 13th-ranked Purdue 23-21 before 80,232 fans at Notre Dame Stadium. Purdue had taken its first lead of the game at 21-20 with 3:39 remaining when quarterback Drew Brees connected with wide receiver Vinny Sutherland on a 22-yard touchdown pass. After the Fighting Irish took over at the Purdue 20-yard line, they moved 59 yards in 13 plays to set up the winning kick. Brees completed 13 of 22 passes for 221 yards with two touchdowns and one interception. He has 71 career touchdown strikes to share the Purdue record with Mark Herrmann (1977-80). The two are tied with Michigan's Elvis Grbac (1989-92) for the second most in Big Ten history. Brees' 22 attempts and 13 completions were the lowest totals of the 28 games he has started. Sutherland caught four passes for 112 yards with two touchdowns. Running back Montrell Lowe carried the ball 20 times for 82 yards with a touchdown. The Boilermakers amassed 398 yards total offense to merely 236 for Notre Dame. But the Fighting Irish parlayed four Purdue miscues into 17 points. Free safety Brady Doe totaled eight tackles, while linebackers Akin Ayodele and Landon Johnson, defensive tackle Matt Mitrione and defensive end Shaun Phillips each had seven stops. It marked a career high for Mitrione.

Score By Quarters	1	2	3	4	F
Purdue	0	14	0	7	21
Notre Dame	14	3	3	3	23

Scoring Summary

First Quarter

- ND: Godsey 9-yard run (Setta kick), 12:21
- ND: Walton 60-yard interception return (Setta kick), 3:32

Second Quarter


- PUR: Lowe 6-yard run (Dorsch kick), 13:02
- ND: Setta 47-yard field goal, 11:24
- PUR: Sutherland 19-yard pass from Brees (Dorsch kick), 7:21

Third Quarter

- ND: Setta 32-yard field goal, 2:17

Fourth Quarter

- PUR: Sutherland 22-yard pass from Brees (Dorsch kick), 3:39
- ND: Setta 38-yard field goal, 0:00



Team Statistics	PUR	ND
First Downs	20	14
Net Yards Rushing	177	78
Net Yards Passing	221	158
Passes (Att.-Comp.-Int.)	24-13-1	25-14-1
Total Net Yards	398	236
Possession Time	32:05	27:55
Punts	5-41.4	5-48.8
Penalties	10-78	5-23
Third Down Conversions	7-14	6-15
Fourth Down Conversions	0-1	0-0
Total Turnovers	2	1

Tiller Talk

“That’s a surprise to us (that Drew Brees threw just 22 passes), just like it was a surprise to me when we threw 83 times at Wisconsin (in 1998). We ought to be happy with the way we ran the ball, but as far as we’re concerned, we ran the football too much today.”

Individual Statistics

Rushing — Purdue: Lowe 20-82 (1 TD), Brown 12-49, Brees 7-35, Sutherland 1-14, Morales 1-8, Standeford 1-6, Team 1-(-17). Notre Dame: Jones 18-56, Fisher 6-18, Godsey 7-3, Lopienski 2-1, Howard 1-0.

Passing — Purdue: Brees 22-13-1 (2 TD), 221; Dorsch 1-0-0, 0; Sutherland 1-0-0, 0. Notre Dame: Godsey 25-14-1, 158.

Receiving — Purdue: Stratton 5-52, Sutherland 4-112, Morales 2-18, Brown 1-25, Dawson 1-13. Notre Dame: Givens 6-86, Jones 2-26, Hunter 1-15, Getherall 1-9, Holloway 1-8, Lopienski 1-7, O’Leary 1-5, Fisher 1-2.

Tackle Leaders — Purdue: Doe 8, Ayodele 7, Johnson 7, Mitrione 7, Phillips 7. Notre Dame: Harrison 12, Weaver 9, Denman 8, Boiman 6, Driver 6, Legree 6.

Attendance: 80,232

Weather: Partly Sunny, 57 degrees

Game 4: #21 Purdue 38, Minnesota 24 – Sept. 23, 2000

WEST LAFAYETTE, Ind. — Quarterback Drew Brees set Big Ten career records for completions and attempts in leading the 21st-ranked Boilermakers to a 38-24 victory over Minnesota before 67,425 Homecoming fans at Ross-Ade Stadium. Brees completed 33 of 49 passes for 409 yards with two touchdowns. The senior Heisman Trophy candidate passed Mark Herrmann for the school record with his 72nd career touchdown pass in the first quarter (a 21-yarder to wide receiver Vinny Sutherland). The Boilermakers led 24-3 at halftime while amassing 357 yards of total offense to 85 for the Golden Gophers. Minnesota used two Purdue special teams miscues to close the gap to 31-17 midway through the fourth quarter. But the Golden Gophers did not get any closer. The Boilermakers finished with 531 yards of total offense while limiting Minnesota to 269 yards. It marked the third time in four games that the Purdue defense has held its opponent to less than 300 yards. Tight end Tim Stratton caught nine passes for 105 yards, wide receiver John Standeford had seven catches for 86 yards and Sutherland caught six passes for 96 yards. Brees paced Purdue's rushing attack with a career-high 88 yards on 12 carries and a touchdown. Running back Montrell Lowe added 66 yards. Defensively, Purdue was led by cornerback Ashante Woodyard with nine tackles, including two for losses, and a pass deflection. Free safety Stuart Schweigert picked off his second interception of the season.

Score By Quarters	1	2	3	4	F
Minnesota	0	3	7	14	24
Purdue	7	17	7	7	38

Scoring Summary

First Quarter

PUR: Sutherland 21-yard pass from Brees (Dorsch kick), 3:17

Second Quarter

PUR: Simpson 8-yard pass from Brees (Dorsch kick), 12:28

PUR: Dorsch 24-yard field goal, 7:23

PUR: Ennis 1-yard rush (Dorsch kick), 2:29

MINN: Nystrom 52-yard field goal, 0:45

Third Quarter

PUR: Ennis 3-yard run (Dorsch kick), 11:26

MINN: Tapeh 2-yard run (Nystrom kick), 4:13

Fourth Quarter

MINN: Utecht 3-yard pass from Cole (Nystrom kick), 8:13

PUR: Brees 11-yard run (Dorsch kick), 3:06

MINN: Patterson 20-yard pass from Cole (Nystrom kick), 1:40



Team Statistics	MINN	PUR
First Downs	16	33
Net Yards Rushing	55	122
Net Yards Passing	214	409
Passes (Att.-Comp.-Int.)	39-22-1	50-33-0
Total Net Yards	269	531
Possession Time	24:29	35:31
Punts	8-48.3	4-31.8
Penalties	8-66	5-42
Third Down Conversions	3-14	7-15
Fourth Down Conversions	0-1	1-2
Total Turnovers	1	2

Tiller Talk

“We did a good job of executing the offense, and our defense played extremely well for most of the game. Our biggest concern is shoring up the kicking game, and no one has worked on special teams more than us. We’re a better football team today than we were a month ago.”

Individual Statistics

Rushing — Minnesota: Tapeh 16-48 (1 TD), Cole 3-11, Mays 1-9, Redmon 3-(-4), Abdul-Khaliq 5-(-9). Purdue: Brees 12-88 (1 TD), Lowe 16-66, Ennis 6-11 (2 TD), Brown 1-3, Standeford 1-0, Team 3-(-46).

Passing — Minnesota: Cole 27-17-1 (2 TD), 180; Abdul-Khaliq 12-5-0, 34. Purdue: Brees 49-33-0 (2 TD), 409; Team 1-0-0, 0.

Receiving — Minnesota: Johnson 7-72, Redmon 4-43, Brewer 3-41, Patterson 3-33, Tapeh 2-9, Mays 1-8, Fitzpatrick 1-5, Utecht 1-3. Purdue: Stratton 9-105, Standeford 7-86, Sutherland 6-96, Simpson 4-28, Henderson 3-30, Morales 1-33, Dawson 1-14, Winston 1-10, Lowe 1-7.

Tackle Leaders — Minnesota: Middlebrooks 10, Henry 6, Lee 6, Griffin 5, Poole 5, Riley 5. Purdue: Woodyard 9, Doe 5, Johnson 5, Phillips 5, Clopton 4, Turner 4.

Attendance: 67,425

Weather: Mostly Cloudy, 75 degrees

Game 5: Penn State 22, #22 Purdue 20 – Sept. 30, 2000

STATE COLLEGE, Pa. — The 22nd-ranked Boilermakers ran into an emotional Penn State team, complicated matters with two botched punt attempts and lost 22-20 before 96,023 fans at Beaver Stadium. The two teams traded a pair of field goals in the first half, with Purdue's Travis Dorsch connecting from 44 yards in the first quarter and 25 yards in the second quarter. The Boilermakers took a 13-6 lead on a 5-yard pass from wide receiver Vinny Sutherland to quarterback Drew Brees in the third quarter (the second time that duo has teamed up that way in their careers). Then Penn State got another field goal to make it 13-9 and subsequently busted up Purdue punt attempts from the 18- and 19-yard lines and turned them into short touchdown drives for a 22-13 lead. Brees and Sutherland hooked up the more traditional way from 39 yards with 11:30 left in the fourth quarter — tying Brees for the Big Ten career touchdown lead with 74 and making him the total offense leader — but a 46-yard field goal attempt by Dorsch with 2:27 left was wide left and a desperation last-minute drive came up short. Brees completed 23 of 50 passes for 281 yards. Wide receiver John Standeford caught seven passes for 90 yards, while running back Montrell Lowe gained 77 yards on 26 carries. The defense was solid again. End Shaun Phillips recorded four tackles for loss and end Brian Dinkins picked up two sacks.

Score By Quarters	1	2	3	4	F
Purdue	3	3	7	7	20
Penn State	6	0	16	0	22

Scoring Summary

First Quarter

- PSU: Primanti 46-yard field goal, 12:42
- PUR: Dorsch 44-yard field goal, 2:50
- PSU: Primanti 32-yard field goal, 0:27

Second Quarter

- PUR: Dorsch 25-yard field goal, 0:00

Third Quarter

- PUR: Brees 5-yard pass from Sutherland (Dorsch kick), 11:05
- PSU: Primanti 25-yard field goal, 6:23
- PSU: Jefferson 1-yard run (Primanti kick blocked), 2:15
- PSU: Casey 2-yard run (Primanti kick), 0:00

Fourth Quarter

- PUR: Sutherland 39-yard pass from Brees (Dorsch kick), 11:30

Team Statistics

	PUR	PSU
First Downs	22	17
Net Yards Rushing	118	221
Net Yards Passing	286	109
Passes (Att.-Comp.-Int.)	51-24-0	25-11-1
Total Net Yards	404	330
Possession Time	30:57	29:03
Punts	6-37.5	7-36.0
Penalties	5-42	7-56
Third Down Conversions	9-23	4-14
Fourth Down Conversions	2-4	0-0
Total Turnovers	0	1

Individual Statistics

Rushing — Purdue: Lowe 26-77, Brees 9-43, Sutherland 1-9, Brown 3-9, Team 2-(-20). Penn State: McCoo 16-106, Casey 14-48 (1 TD), Easy 7-45, Johnson 4-13, Cerimele 2-8, Jefferson 1-1 (1 TD).


Passing — Purdue: Brees 50-23-0 (1 TD), 281; Sutherland 1-1-0 (1 TD), 5. Penn State: Casey 25-11-1, 109.

Receiving — Purdue: Standeford 7-90, Sutherland 5-94 (1 TD), Morales 5-56, Loughheed 2-22, Stratton 2-12, Simpson 1-6, Brees 1-5, Brown 1-1. Penn State: Watson 3-38, Stewart 2-49, Cerimele 2-11, Drummond 1-8, Easy 1-5, Johnson 1-2, Casey 1-(-4).

Tackle Leaders — Purdue: Schweigert 9, Dinkins 8, Johnson 6, Ayodele 5, Mitrione 5, Odom 5. Penn State: Finney 9, Yisrael 9, Kurpeikis 8, Haynes 6, Adams 5, Boyd 5.

Attendance: 96,023

Weather: Sunny, 63 degrees



Tiller Talk

“Penn State gave great effort. I thought they’d be breathing fire coming in. We thought we’d get their best and that they’d rally to their comrade (freshman cornerback Adam Taliaferro, who is hospitalized with a cervical spine injury). So we got just what we expected.”

Purdue Football vs. Ohio State ... 12

Game 6: Purdue 32, #6 Michigan 31 — Oct. 7, 2000

WEST LAFAYETTE, Ind. — Given a second opportunity, Travis Dorsch came through. After missing a potentially game-winning 32-yard field goal with 2:11 left, he nailed a 33-yarder with four seconds remaining to lift the unranked Boilermakers to a 32-31 victory over sixth-ranked Michigan before 68,340 fans at Ross-Ade Stadium. It capped an amazing comeback for Purdue, which trailed 28-10 at halftime. The Boilermakers cut the deficit to 28-23 after the third quarter before the Wolverines went ahead 31-23 early in the fourth. A 10-yard touchdown pass from quarterback Drew Brees to wide receiver John Standeford made it 31-29 with 6:45 to go, but Purdue's two-point conversion attempt failed. After Dorsch's miss, the Purdue defense forced Michigan to punt, and the Boilermakers took over at their own 41-yard line with 1:41 on the clock. The defense, which surrendered 351 yards of total offense in the first half, limited the Wolverines to merely 79 yards in the second half. Linebacker Jason Loerzel led the way with nine tackles. Brees completed 32 of 44 passes for 286 yards with two touchdowns. He became the Big Ten career touchdown passes leader in the second quarter (a 25-yarder to wide receiver Vinny Sutherland) and became Purdue's career passing yards leader in the third quarter (a 10-yarder to Sutherland). Sutherland finished with a career-high 11 receptions for 127 yards. Running back Montrell Lowe gained 126 yards rushing on 22 carries. Purdue's 530 yards total offense was the most ever allowed by a Michigan team.

Score By Quarters	1	2	3	4	F
Michigan	7	21	0	3	31
Purdue	3	7	13	9	32

Scoring Summary

First Quarter

MICH: Walker 7-yard pass from Henson (Del Verne kick), 9:17

PUR: Dorsch 24-yard field goal, 3:03

Second Quarter

MICH: Askew 4-yard pass from Henson (Del Verne kick), 11:02

MICH: Thomas 61-yard run (Del Verne kick), 6:25

PUR: Sutherland 25-yard pass from Brees (Dorsch kick), 1:50

MICH: Terrell 15-yard pass from Henson (Del Verne kick), 0:13

Third Quarter

PUR: Ennis 1-yard run (pass failed), 11:03

PUR: Lowe 16-yard run (Dorsch kick), 4:12

Fourth Quarter

MICH: Del Verne 34-yard field goal, 11:55

PUR: Standeford 10-yard pass from Brees (pass failed), 6:45

PUR: Dorsch 33-yard field goal, 0:04

Team Statistics	MICH	PUR
First Downs	19	32
Net Yards Rushing	174	244
Net Yards Passing	256	286
Passes (Att.-Comp.-Int.)	35-26-0	45-32-1
Total Net Yards	430	530
Possession Time	27:50	32:10
Punts	4-41.5	1-41.0
Penalties	8-66	2-20
Third Down Conversions	9-14	14-18
Fourth Down Conversions	0-0	0-0
Total Turnovers	1	1

Individual Statistics

Rushing — Michigan: Thomas 21-120 (1 TD), Cross 2-24, Bellamy 2-14, Henson 3-10, Askew 1-8. Purdue: Lowe 22-126 (1 TD), Brees 10-80, Brown 4-16, Sutherland 2-11, Winston 1-9, Ennis 3-4 (1 TD), Team 1-(-2).


Passing — Michigan: Henson 35-26-0 (3 TD), 256. Purdue: Brees 44-32-1 (2 TD), 286; Team 1-0-0, 0.

Receiving — Michigan: Walker 9-63 (1 TD), Terrell (7-76 (1 TD), Askew 3-47 (1 TD), Thomas 3-24, Seymour 2-29, Bellamy 1-9, Joppru 1-8. Purdue: Sutherland 11-27 (1 TD), Stratton 9-68, Standeford 6-51, Morales 2-21, Brown 2-2, Simpson 1-9, Winston 1-8.

Tackle Leaders — Michigan: Whitley 10, Curry 9, Foote 9, Patmon 5, Brackins 4, Hobson 4, Rumishek 4. Purdue: Loerzel 9, Turner 7, Odom 6, Ayodele 5, Gardner 5, Woodyard 5.

Attendance: 68,340

Weather: Partly Cloudy, 41 degrees



Tiller Talk

“All in all, a great team win. I'm happy for us as a team. There's no one I was more pleased to see have success than Travis (Dorsch) there at the end. He did a great job. Something we talked about at halftime was believing. If we don't believe in ourselves, we're not going to be successful.”

Game 7: #21 Purdue 41, #17 Northwestern 28 — Oct. 14, 2000

EVANSTON, Ill. — Quarterback Drew Brees threw a season-high five touchdown passes, running back Montrell Lowe rushed for a career-high 174 yards and the Purdue defense held Northwestern's high-powered offense in check, leading the 21st-ranked Boilermakers to a 41-28 win over the 17th-ranked Wildcats before 41,053 Homecoming fans at Ryan Field. Brees connected with wide receiver John Standeford for three touchdowns (7, 5 and 43 yards) and with wide receiver Vinny Sutherland for two (10 and 26 yards). Sutherland finished the day with eight catches for 84 yards. Brees completed 22 of 40 passes for 239 yards and rushed for 68 yards on 12 carries. Lowe recorded the second-biggest rushing output by a running back under head coach Joe Tiller (Kendall Matthews had 177 yards at Illinois on Oct. 25, 1997). In the last two games, Lowe has outgained two of the nation's premier backs (Michigan's Anthony Thomas 126-120 and Northwestern's Damien Anderson 174-55). The Wildcats, who were averaging 37.2 points per game, scored on their first two possessions but did not light up the scoreboard again until the fourth quarter. Strong safety Ralph Turner posted career highs of eight tackles, three for loss and two sacks to go with his first career interception. The pick came in the third quarter with Purdue leading 21-14 and Northwestern at midfield. Free safety Stuart Schweigert led the way with 11 tackles, while cornerback Ashante Woodyard had 10 stops. Purdue had seven sacks.

Score By Quarters	1	2	3	4	F
Purdue	7	7	20	7	41
Northwestern	14	0	0	14	28

Scoring Summary

First Quarter

- NW: Anderson 1-yard run (Long kick), 12:06
- PUR: Sutherland 10-yard pass from Brees (Dorsch kick), 10:26
- NW: Johnson 7-yard pass from Kustok (Long kick), 7:27

Second Quarter

- PUR: Standeford 7-yard pass from Brees (Dorsch kick), 3:51

Third Quarter

- PUR: Standeford 5-yard pass from Brees (Dorsch kick), 11:20
- PUR: Sutherland 26-yard pass from Brees (Dorsch kick), 7:53
- PUR: Ennis 1-yard run (Dorsch kick failed), 4:51

Fourth Quarter

- NW: Johnson 41-yard pass from Kustok (Long kick), 6:45
- PUR: Standeford 43-yard pass from Brees (Dorsch kick), 4:48
- NW: Ayeni 35-yard pass from Danielson (Long kick), 1:16

Team Statistics

	PUR	NW
First Downs	25	19
Net Yards Rushing	222	83
Net Yards Passing	239	369
Passes (Att.-Comp.-Int.)	40-22-1	36-24-2
Total Net Yards	461	452
Possession Time	33:58	26:02
Punts	3-31.0	6-39.3
Penalties	8-45	12-106
Third Down Conversions	11-18	8-16
Fourth Down Conversions	1-3	1-1
Total Turnovers	2	3

Individual Statistics

Rushing — Purdue: Lowe 26-174, Brees 12-68, Sutherland 1-9, Ennis 2-1 (1 TD), Brown 1-(-3), Team 5-(-27). Northwestern: Anderson 17-55, Kustok 14-23, Patrick 1-9, Lawrence 1-7, Danielson 4-(-11).

Passing — Purdue: Brees 40-22-1 (5 TD), 239. Northwestern: Kustok 28-18-2 (2 TD), 260; Danielson 8-6-0 (1 TD), 109.

Receiving — Purdue: Sutherland 8-84 (2 TD), Standeford 6-74 (3 TD), Winston 2-21, Morales 2-14, Stratton 1-25, Brown 1-11, Simpson 1-10, Allen 1-0. Northwestern: Schweighardt 7-115, Johnson 5-91 (2 TD), Patrick 5-67, Ayeni 2-50 (1 TD), Jordan 2-16, Worley 1-19, Thompson 1-16, Anderson 1-(-5).

Tackle Leaders — Purdue: Schweigert 11, Woodyard 10, Odom 9, Phillips 8, Turner 8. Northwestern: Bentley 11, Silva 9, Wheeler 9, Morton 8, Covington 6.

Attendance: 41,053

Weather: Mostly Sunny, 68 degrees



Tiller Talk

“Drew Brees is a heck of a football player. He has a great command of the game. His coolness under pressure is impressive, and it showed today. Our defense attacked the football, and it resulted in turnovers. A big part of the game was the aggressiveness and confidence of our defense.”

Purdue Football vs. Ohio State ... 14

Game 8: #17 Purdue 30, Wisconsin 24 (OT) — Oct. 21, 2000

MADISON, Wis. — Defensive tackle Craig Terrill blocked a 58-yard field goal and cornerback Ashante Woodyard picked it up and scampered 36 yards for a touchdown to lift Purdue to a 30-24 overtime win over Wisconsin before 79,048 Homecoming fans at Camp Randall Stadium. The 17th-ranked Boilermakers won the overtime coin toss, elected to play defense first and pushed back the Badgers from the 25 to the 40-yard line in Purdue territory. Defensive end Akin Ayodele recorded a sack on third down before the Badgers' Vitaly Pisetsky attempted the mammoth field goal. Purdue trailed 17-14 midway through the third quarter before taking its first lead of the game on a 78-yard touchdown pass from quarterback Drew Brees to wide receiver Seth Morales. On that play, Brees became the Big Ten career passing yards leader, passing Chuck Long of Iowa (1981-85). A 44-yard field goal by kicker Travis Dorsch pushed the Boilermakers' lead to 24-17 midway through the fourth quarter, but the Badgers tied it with a touchdown with 3:50 remaining in regulation. Brees finished 21 of 43 for 274 yards with two touchdowns and also had 11 carries for 74 yards and a touchdown. Wide receiver Vinny Sutherland caught five passes for 42 yards, while running back Montrell Lowe rushed for 77 yards on 13 carries. Free safety Stuart Schweigert had 12 tackles to lead the Purdue defense, while Ayodele had nine stops, including four for loss and three sacks. Purdue had seven sacks for the second game in a row. The win was the Boilermakers' sixth of the season, qualifying them for their fourth postseason bowl berth in as many seasons under head coach Joe Tiller.

Score By Quarters	1	2	3	4	OT	F
Purdue	0	7	14	3	6	30
Wisconsin	0	14	3	7	0	24

Scoring Summary

Second Quarter

WIS: Chambers 28-yard pass from Sorgi (Pisetsky kick), 14:34

PUR: Simpson 30-yard pass from Brees (Dorsch kick), 9:37

WIS: Bennett 33-yard run (Pisetsky kick), 8:29

Third Quarter

PUR: Brees 6-yard run (Dorsch kick), 12:33

WIS: Pisetsky 35-yard field goal, 6:37

PUR: Morales 78-yard pass from Brees (Dorsch kick), 5:40

Fourth Quarter

PUR: Dorsch 44-yard field goal, 7:56

WIS: Sigmund 5-yard pass from Sorgi (Pisetsky kick), 3:50

Overtime

PUR: Woodyard 36-yard blocked field goal return, 15:00



Team Statistics	PUR	WIS
First Downs	19	24
Net Yards Rushing	145	158
Net Yards Passing	274	243
Passes (Att.-Comp.-Int.)	43-21-0	29-21-0
Total Net Yards	419	401
Possession Time	27:22	32:38
Punts	7-35.1	6-45.8
Penalties	7-55	7-46
Third Down Conversions	9-17	4-15
Fourth Down Conversions	0-0	2-2
Total Turnovers	0	1

Individual Statistics

Rushing — Purdue: Lowe 13-77, Brees 11-74 (1 TD), Sutherland 1-(-1), Team 1-(-5). Wisconsin: Bennett 28-188 (1 TD), Kuhns 2-5, Sorgi 12-(-35).

Passing — Purdue: Brees 43-21-0 (2 TD), 274. Wisconsin: Sorgi 29-21-0 (2 TD), 243.

Receiving — Purdue: Sutherland 5-42, Standeford 4-25, Simpson 3-52 (1 TD), Stratton 3-18, Morales 2-93 (1 TD), Brown 2-22, Randolph 1-12, Dawson 1-10. Wisconsin: Chambers 11-173 (1 TD), Davis 3-22, Anelli 2-19, Sigmund 2-14 (1 TD), Evans 2-13, Kuhns 1-2.

Tackle Leaders — Purdue: Schweigert 12, Ayodele 9, Turner 8, Odom 7, Gardner 6. Wisconsin: Knight 11, Doering 6, Griesen 6, Herbert 6, Boese 5.

Attendance: 79,048

Weather: Sunny, 55 degrees

Tiller Talk

"It was certainly a heck of a win for Purdue. We won it basically because we had some guys make some plays in overtime. We were planning what our play selection calls were going to be should they miss the field goal, but I guess our football team had other things in mind."

Last Meeting: #21 Ohio State 25, #17 Purdue 22 — Oct. 9, 1999

COLUMBUS, Ohio — In a classic Big Ten Conference showdown, 21st-ranked Ohio State held on to defeat the Boilermakers 25-22 before 93,766 fans at Ohio Stadium on Oct. 9, 1999. Purdue had a chance to tie the game with 53 seconds remaining, but Travis Dorsch's 29-yard field goal was blocked by the Buckeyes' Brent Johnson. Dorsch had kept Purdue in the game with three field goals (for the fifth time in his career): from 40 and 32 yards in the second quarter and from 22 yards in the fourth quarter. The Boilermakers held a 13-7 advantage at halftime on Dorsch's two kicks and a razzle-dazzle 12-yard touchdown pass from wide receiver Vinny Sutherland to quarterback Drew Brees. It was Brees' fourth career reception and first touchdown. Purdue led 22-17 with 13:42 to go in the game following running back Montrell Lowe's 5-yard run on the first play after an interception by linebacker Willie Fells. Ohio State scored the winning touchdown with 5:13 to go. Lowe, making his first career start, rushed for a then career high of 153 yards on 25 carries. Brees completed 24 of 39 passes for 205 yards but failed to throw a touchdown for the first time in 19 career starts. Wide receiver Chris Daniels caught 11 passes for 76 yards and tight end Tim Stratton had five receptions for 70 yards. Linebacker Jason Loerzel paced the defense with eight tackles, including a sack, while Fells and defensive end Akin Ayodele both had seven stops. Free safety Adrian Beasley recorded the ninth interception of his career.

Score By Quarters	1	2	3	4	F
Purdue	7	6	0	9	22
Ohio State	7	0	10	8	25

Scoring Summary

First Quarter

OSU: Combs 5-yard run (Stultz kick), 12:15
 PUR: Brees 12-yard pass from Sutherland (Dorsch kick), 8:03

Second Quarter

PUR: Dorsch 40-yard field goal, 12:43
 PUR: Dorsch 32-yard field goal, 0:59

Third Quarter

OSU: Sanders 7-yard pass from Wiley (Stultz kick), 8:45
 OSU: Stultz 45-yard field goal, 4:24

Fourth Quarter

PUR: Dorsch 22-yard field goal, 14:10
 PUR: Lowe 5-yard run (pass failed), 13:42
 OSU: Wells 2-yard run (Wiley rush), 5:13

Team Statistics

	PUR	OSU
First Downs	21	19
Net Yards Rushing	163	188
Net Yards Passing	217	181
Passes (Att.-Comp.-Int.)	40-25-0	27-11-2
Total Net Yards	380	369
Possession Time	34:07	25:53
Punts	5-39.8	4-43.8
Penalties	12-86	7-62
Third Down Conversions	7-16	6-13
Fourth Down Conversions	0-0	1-1
Total Turnovers	1	3

Individual Statistics

Rushing — Purdue: Lowe 25-153 (1 TD), Brees 3-8, Brown 1-2, Sutherland 1-0. Ohio State: Bellisari 17-96, Wiley 8-67, Combs 6-17 (1 TD), Wells 5-9 (1 TD), Martin 1-1, Team 1-(-2).

Passing — Purdue: Brees 39-24-0, 205; Sutherland 1-1-0 (1 TD), 12. Ohio State: Bellisari 26-10-2, 174; Wiley 1-1-0 (1 TD), 7.

Receiving — Purdue: Daniels 11-76, Stratton 5-70, Lane 3-14, Tolbert 2-12, James 2-8, Brown 1-25, Brees 1-12 (1 TD). Ohio State: Germany 3-68, Rambo 3-61, Wiley 2-34, Sanders 1-7 (1 TD), Houser 1-6, Martin 1-5.

Tackle Leaders — Purdue: Loerzel 8, Ayodele 7, Fells 7, Mitrione 5, Rose 5, Turner 5. Ohio State: Nickey 11, Mitchell 7, Berry 6, Cotton 6, Diggs 6.

Attendance: 93,766

Weather: Rain, 66 degrees



Tiller Talk

“This certainly isn’t as tough to take as the Michigan loss because the effort was better. I think we grew up some as a team today. The kids competed hard in a hostile environment. It was a good game that went for 60 minutes.”

Purdue Football Tentative Depth Chart For Ohio State

Offense

WR	14 Vinny Sutherland, Sr./Sr., 5-9, 194, West Palm Beach, Fla. (22) 80 A.T. Simpson, Jr./Jr., 6-4, 230, Indianapolis, Ind. (2) 83 Andre Henderson, Fr./Fr., 6-3, 190, Dublin, Ohio
WR	84 Seth Morales, Jr./So., 5-10, 171, Indianapolis, Ind. (8) 18 Keith Dawson, Sr./Sr., 6-3, 207, Victor Valley, Calif.
TE	89 Tim Stratton, Sr./Jr., 6-4, 252, Oak Brook, Ill. (17) 93 Pete Loughheed, Jr./So., 6-5, 268, Fort Wayne, Ind. (4) 81 Chris Randolph, Sr./Jr., 6-4, 249, Memphis, Tenn. (10)
LT	78 Matt Light, Sr./5, 6-5, 304, Greenville, Ohio (33) 68 Kelly Kitchel, Jr./So., 6-6, 305, Walton, Ind.
LG	79 Gene Mruczkowski, Jr./So., 6-2, 311, Cleveland, Ohio (20) 72 Josh Kirkpatrick, Sr./Jr., 6-1, 290, Veedersburg, Ind.
C	56 Chukky Okobi, Sr./5, 6-2, 310, Hamden, Conn. (39) 74 Nick Pilipauskis, So./Fr., 6-2, 258, Lancaster, N.Y.
RG	54 Rob Turner, Jr./So., 6-4, 313, Kirtland, Ohio (3) 55 Ian Allen, Sr./5, 6-5, 288, Fairburn, Ga. (5)
RT	77 Brandon Gorin, Sr./5, 6-6, 304, Muncie, Ind. (35) 68 Kelly Kitchel, Jr./So., 6-6, 305, Walton, Ind.
WR	82 John Standeford, Fr./Fr., 6-4, 178, Monrovia, Ind. (1) 25 Donald Winston, Sr./5, 5-7, 164, Indianapolis, Ind. (7)
QB	15 Drew Brees, Sr./Sr., 6-1, 220, Austin, Texas (33) 4 Brandon Hance, Fr./Fr., 6-1, 194, Woodland Hills, Calif.
RB	3 Montrell Lowe, Jr./So., 5-8, 193, LaPorte, Texas (10) 36 Sedrick Brown, Jr./So., 6-1, 236, Victoria, Texas (2) 44 Steve Ennis, Jr./So., 6-0, 220, Flower Mound, Texas (2)

Special Teams

Punter	11 Scott Kurz, Sr./Jr., 6-1, 209, Bloomington, Ill. 30 Travis Dorsch, Jr./Jr., 6-6, 216, Bozeman, Mont.
Placekicker	30 Travis Dorsch, Jr./Jr., 6-6, 216, Bozeman, Mont. 6 Quinton Owens, Fr./Fr., 5-7, 181, Avon, Ind.
Long Snapper	89 Tim Stratton, Sr./Jr., 6-4, 252, Oak Brook, Ill. (punts) 69 John Shelbourne, Jr./So., 6-6, 257, Indianapolis, Ind. (kicks)
Holder	17 Ben Smith, Sr./Jr., 6-3, 211, Chadron, Neb. 11 Scott Kurz, Sr./Jr., 6-1, 209, Bloomington, Ill.
Punt Returns	14 Vinny Sutherland, Sr./Sr., 5-9, 194, West Palm Beach, Fla. 25 Donald Winston, Sr./5, 5-7, 164, Indianapolis, Ind.
Kickoff Returns	14 Vinny Sutherland, Sr./Sr., 5-9, 194, West Palm Beach, Fla. 23 Chris Clopton, Sr./Sr., 5-7, 171, Lynwood, Ill.

Defense

LE	53 Shaun Phillips, So./Fr., 6-3, 251, Willingboro, N.J. (8) 50 Brian Dinkins, Sr./5, 6-2, 259, Indianapolis, Ind. (15)
LT	92 Craig Terrill, So./Fr., 6-3, 283, Lebanon, Ind. (4) 42 Brent Botts, Sr./5, 6-3, 300, Cincinnati, Ohio (6)
RT	98 Matt Mitrione, Sr./Jr., 6-3, 284, Springfield, Ill. (31) 87 Rocco Foggio, Sr./5, 6-5, 282, Farmington, Mich.
RE	13 Akin Ayodele, Jr./Jr., 6-3, 254, Irving, Texas (20) 58 Warren "Ike" Moore, Sr./5, 6-3, 260, Memphis, Tenn. (6)
WLB	47 Landon Johnson, So./Fr., 6-2, 210, Lubbock, Texas (6) 88 Jason Loerzel, Sr./Jr., 6-3, 224, Park Ridge, Ill. (19)
MLB	51 Joe Odom, Jr./So., 6-2, 235, Bethalto, Ill. (7) 41 Alex Tone, Jr./So., 5-10, 213, Fort Wayne, Ind.
SLB	16 Gilbert Gardner, Fr./Fr., 6-2, 216, Angleton, Texas (7) 34 Niko Koutouvides, Fr./Fr., 6-3, 232, Plainville, Conn.
LCB	7 Ashante Woodyard, Sr./Jr., 6-2, 196, LaGrange, Ga. (8) 28 Jacques Reeves, Fr./Fr., 6-1, 180, Lancaster, Texas
FS	9 Stuart Schweigert, Fr./Fr., 6-3, 197, Saginaw, Mich. (5) 38 Brady Doe, Sr./Jr., 6-0, 197, Tucson, Ariz. (5)
SS	8 Ralph Turner, Jr./So., 6-2, 212, Dallas, Texas (13) 6 Deaunte Ferrell, Fr./Fr., 5-11, 183, Sagamore Hills, Ohio
RCB	23 Chris Clopton, Sr./Sr., 5-7, 171, Lynwood, Ill. (15) 22 Sean Morris, So./Fr., 5-6, 155, Chicago, Ill.

number in () denotes career starts.



Breaking Down Drew Brees (As Purdue's Starting Quarterback)

Record As A Starter	2000	Career	Record By Touchdown Passes	2000	Career
Overall	6-2	22-11	None	0-0	1-1
Home	4-0	14-2	1	0-1	1-4
Road	2-2	7-8	2	4-1	9-5
Neutral	0-0	1-1	3	1-0	4-0
Grass	5-2	18-10	4	0-0	3-1
Turf	1-0	4-1	5	1-0	2-0
Indoors	0-0	2-0	6	0-0	2-0
Outdoors	6-2	20-11			
Big Ten	4-1	14-7	Record By Interceptions	2000	Career
Non-Conference	2-1	8-4	None	3-1	9-2
			1	3-1	8-5
Record By Pass Attempts	2000	Career	2	0-0	3-3
20-29	0-1	2-1	3-plus	0-0	2-1
30-39	0-0	5-2			
40-49	6-0	12-2	Record By Rushing Touchdowns	2000	Career
50-59	0-1	3-3	None	3-2	15-9
60-plus	0-0	0-3	1	2-0	6-1
			2	1-0	1-1
Record By Pass Completions	2000	Career			
Less than 20	0-1	2-1	Distance Of Touchdown Passes	2000	Career
20-29	3-1	13-4	Less than 10 yards	6	35
30-39	3-0	6-5	10-19 yards	4	17
40-49	0-0	1-0	20-29 yards	5	15
50-59	0-0	0-1	30-39 yards	2	9
			40-49 yards	1	2
Record By Passing Yards	2000	Career	50-plus yards	1	5*
Less than 100	0-0	0-0			
100-199	0-0	2-0			
200-299	3-2	10-6			
300-399	1-0	5-4			
400-499	2-0	3-1			
500-599	0-0	2-0			

* denotes 51-, 66-, 70-, 78- and 99-yard touchdown passes.

Brees' Career Statistics Vs. All Opponents

Opponent	GP-ST	<i>Passing</i>					<i>Rushing</i>				
		Att.-Com.-Int.	Pct.	Yds.	TD	Long	Att.	Net	Avg.	TD	Long
Central Florida	2-2	67-40-2	.597	496	6	38	8	9	1.1	0	23
Central Michigan	2-2	81-50-0	.617	638	5	57	5	43	8.6	0	14
Georgia	1-1	60-36-1	.600	378	4	40	9	-4	-0.4	0	9
Illinois	2-1	34-23-2	.676	268	3	29	10	49	4.9	2	18
Indiana	3-2	66-39-1	.591	512	4	37	10	51	5.1	0	19
Iowa	1-1	44-31-2	.705	362	4	33	6	4	0.7	0	5
Kansas State	1-1	53-25-3	.472	230	3	30	10	25	2.5	0	11
Kent State	1-1	46-32-1	.696	415	2	44	6	31	5.2	2	8
Michigan	2-2	93-52-2	.559	579	3	66	15	67	4.5	0	21
Michigan State	3-2	107-67-5	.626	711	7	51	14	30	2.1	1	19
Minnesota	4-3	127-92-0	.724	1,214	10	51	21	138	6.6	1	27
Northwestern	3-3	132-78-4	.591	982	14	99	15	67	4.5	0	11
Notre Dame	3-3	98-61-4	.622	799	5	54	24	119	5.0	2	21
Ohio State	1-1	39-24-0	.615	205	0	25	3	8	2.7	0	4
Oklahoma State	1-0	1-0-0	.000	0	0	0	1	-2	-2.0	0	-2
Penn State	3-3	156-93-2	.596	1,021	4	39	27	-14	-0.5	0	19
Rice	1-1	31-20-0	.645	250	2	37	4	16	4.0	1	18
Toledo	1-0	21-11-0	.524	97	0	17	3	1	0.3	0	11
USC	1-1	52-30-2	.577	248	2	43	7	16	2.3	0	11
Wisconsin	4-3	194-114-6	.588	1,162	5	78	30	160	5.3	4	25

Drew Brees' 83 Career Passing Touchdowns

Aug. 30, 1998 — at USC
 Cliff Jackson 9 yards
 Gabe Cox 3 yards

Sept. 12, 1998 — Rice
 Gabe Cox 23 yards
 Randall Lane 9 yards

Sept. 19, 1998 — Central Florida
 Gabe Cox 8 yards
 Cliff Jackson 38 yards

Sept. 26, 1998 — at #23 Notre Dame
 Randall Lane 13 yards
 Isaac Jones 6 yards

Oct. 3, 1998 — Minnesota
 Randall Lane 46 yards
 Gabe Cox 21 yards
 Vinny Sutherland 10 yards
 Chris Daniels 26 yards
 Chris Daniels 2 yards
 Gabe Cox 10 yards

Oct. 10, 1998 — at #10 Wisconsin
 Chris Daniels 6 yards
 Chris Daniels 2 yards

Oct. 17, 1998 — at #12 Penn State
 Gabe Cox 16 yards

Oct. 24, 1998 — Illinois
 Tim Stratton 5 yards
 Chris Daniels 29 yards
 Randall Lane 14 yards

Oct. 31, 1998 — Iowa
 Tim Stratton 14 yards
 Randall Lane 33 yards
 Isaac Jones 9 yards
 Tim Stratton 2 yards

Nov. 7, 1998 — at Northwestern
 Chris Daniels 7 yards
 Tim Stratton 8 yards
 A.T. Simpson 35 yards
 Tim Stratton 7 yards
 Gabe Cox 3 yards
 Randall Lane 70 yards

Nov. 14, 1998 — at Michigan State
 Randall Lane 9 yards
 Isaac Jones 6 yards
 Tim Stratton 4 yards

Nov. 21, 1998 — Indiana
 Gabe Cox 12 yards
 Tim Stratton 11 yards
 Isaac Jones 37 yards

Dec. 29, 1998 — vs. #4 Kansas State
 Chris Daniels 5 yards
 Isaac Jones 30 yards
 Isaac Jones 24 yards

Sept. 4, 1999 — at Central Florida
 Chris Daniels 27 yards
 Tim Stratton 18 yards
 Randall Lane 2 yards
 Vinny Sutherland 22 yards

Sept. 11, 1999 — #16 Notre Dame
 Randall Lane 30 yards

Sept. 18, 1999 — Central Michigan
 Vinny Sutherland 20 yards
 Chris Daniels 4 yards

Sept. 25, 1999 — Northwestern
 Vinny Sutherland 2 yards
 Tim Stratton 4 yards
 Vinny Sutherland 99 yards

Oct. 2, 1999 — at #4 Michigan
 Vinny Sutherland 66 yards

Oct. 16, 1999 — #5 Michigan State
 Chris Daniels 51 yards
 Vinny Sutherland 27 yards
 Chris Daniels 10 yards
 Randall Lane 7 yards
 Chris Daniels 4 yards

Oct. 23, 1999 — #2 Penn State
 Donald Winston 9 yards
 Randall Lane 4 yards

Oct. 30, 1999 — at Minnesota
 Tim Stratton 11 yards
 Randall Lane 8 yards

Nov. 6, 1999 — #10 Wisconsin
 Tim Stratton 11 yards

Jan. 1, 2000 — vs. #21 Georgia
 Chris Daniels 3 yards
 Chris Daniels 11 yards
 Vinny Sutherland 21 yards
 Chris James 32 yards

Sept. 2, 2000 — Central Michigan
 Pete Loughheed 28 yards
 Tim Stratton 14 yards
 John Standeford 7 yards

Sept. 9, 2000 — Kent State
 Vinny Sutherland 4 yards
 Vinny Sutherland 8 yards

Sept. 16, 2000 — at #21 Notre Dame
 Vinny Sutherland 19 yards
 Sutherland 22 yards

Sept. 23, 2000 — Minnesota
 Vinny Sutherland 21 yards
 A.T. Simpson 8 yards

Sept. 30, 2000 — at Penn State
 Vinny Sutherland 39 yards

Oct. 7, 2000 — #6 Michigan
 Vinny Sutherland 25 yards
 John Standeford 10 yards

Oct. 14, 2000 — at #17 Northwestern
 Vinny Sutherland 10 yards
 John Standeford 7 yards
 John Standeford 5 yards
 Vinny Sutherland 26 yards
 John Standeford 43 yards

Oct. 21, 2000 — at Wisconsin
 A.T. Simpson 30 yards
 Seth Morales 78 yards

The Recipients

Receiver	Year(s)	TD
Vinny Sutherland	1998-2000	17
Chris Daniels	1998-99	14
Randall Lane	1998-99	12
Tim Stratton	1998-2000	12
Gabe Cox	1998	8
Isaac Jones	1998	6
John Standeford	2000	5
A.T. Simpson	1998-2000	3
Cliff Jackson	1998-99	2
Chris James	1999-2000	1
Pete Loughheed	1999-2000	1
Seth Morales	2000	1
Donald Winston	1999-2000	1

Boilermakers Record When ...

Home	4-0
Road	2-2
Grass	5-2
Turf	1-0
Leading at halftime	3-0
Tied at halftime	1-1
Trailing at halftime	2-1
Leading after the third quarter	5-0
Tied after the third quarter	0-0
Trailing after the third quarter	1-2
They score first	2-0
Opponent scores first	4-2
Largest halftime lead	27 points
Largest halftime deficit	18 points
Score 20 or more points	6-2
Hold opponent to 20 points or less	2-0
Games decided by three points or less	1-2
Games decided by 10 points or less	1-0
Games decided by 11-20 points	2-0
Games decided by 21 points or more	2-0
Rush for 150 yards or more	3-1
Pass for 300 yards or more	4-0
Total 450 yards or more	4-0
Opponent totals less than 200 yards rushing	6-1
Opponent totals less than 200 yards passing	2-2
Opponent totals less than 400 total yards	3-2
Commit fewer turnovers than opponent	3-1
Commit more turnovers than opponent	2-1
Turnovers equal	1-0
Have fewer penalty yards than opponent	4-1
Have more penalty yards than opponent	2-1
Lead in time of possession	5-2
Lead in first downs	5-2

Season Superlatives

Team Bests

Rush Attempts — 47 at Northwestern, 10/14
 Rushing Yards — 244 vs. Michigan, 10/7
 Pass Attempts — 54 vs. Kent State, 9/9
 Pass Completions — 36 vs. Kent State, 9/9
 Passing Yards — 437 vs. Kent State, 9/9
 Total Yards — 605 vs. Kent State, 9/9
 Punt Return Yards — 54 vs. Minnesota, 9/23
 Kickoff Return Yards — 93 at Notre Dame, 9/16

Individual Bests

Rush Attempts — 26 Lowe at Penn State, 9/30;
 Lowe at Northwestern, 10/14
 Rushing Yards — 174 Lowe at Northwestern, 10/14
 Pass Attempts — 50 Brees at Penn State, 9/30
 Pass Completions — 33 Brees vs. Minnesota, 9/23
 Passing Yards — 415 Brees vs. Kent State, 9/9
 Receptions — 11 Sutherland vs. Michigan, 10/7
 Receiving Yards — 127 Sutherland vs. Michigan, 10/7
 Punt Return Yards — 44 Sutherland vs. Minnesota, 9/23
 Kickoff Return Yards — 93 Sutherland at Notre Dame, 9/16
 Interception Yards — 12 Odom at Penn State, 9/30
 Solo Tackles — 8 Loerzel vs. Michigan, 10/7
 Total Tackles — 12 Schweigert at Wisconsin, 10/21
 Tackles For Loss — 4 Phillips at Penn State, 9/30;
 Ayodele at Wisconsin, 10/21
 Sacks — 3 Ayodele at Wisconsin, 10/21

Long Plays

Rush — 50 Lowe at Northwestern, 10/14
 Pass — 78 Brees to Morales at Wisconsin, 10/21
 Field Goal — 45 Dorsch vs. Central Michigan, 9/2
 Punt — 63 Dorsch at Notre Dame, 9/16
 Punt Return — 39 Sutherland vs. Kent State, 9/9
 Kickoff Return — 41 Sutherland vs. Kent State, 9/9
 Interception Return — 12 Odom at Penn State, 9/30
 Fumble Return — none

Scoring Drives

Central Michigan — 3:56, 3:39, 1:26, 3:50, 2:17, 3:33, 3:47, 0:11; Kent State — 3:05, 3:57, 1:20, 1:03, 2:11, 5:03, 3:17; at Notre Dame — 1:58, 4:03, 4:57; Minnesota — 3:32, 1:17, 2:51, 3:12, 3:34, 5:07; at Penn State — 3:46, 0:52, 1:58, 3:25; Michigan — 6:14, 4:35, 3:57, 3:56, 5:10, 1:41; at Northwestern — 1:40, 5:15, 3:40, 1:49, 2:44, 1:57; at Wisconsin — 4:57, 2:27, 0:57, 2:40.
Total: 135:46 (3:05 avg.)

First Down Rushes

Lowe (33), Brees (19), Brown (8), Ennis (5), Hance (3), Sutherland (2). *Total: 70*

First Down Receptions

Sutherland (33), Standeford (28), Stratton (22), Morales (13), Simpson (7), Winston (5), Brown (3), Henderson (3), Lougheed (3), Dawson (2), Ennis (2), Randolph (1). *Total: 123*

Purdue In The Big Ten/NCAA Rankings

<i>Team Statistics (Avg.)</i>	<i>Big Ten</i>	<i>NCAA</i>
Total Offense (478.6)	1st	4th
Passing Offense (311.0)	1st	6th
Rushing Defense (120.4)	2nd	37th
Scoring Offense (34.4)	3rd	18th
Scoring Defense (20.2)	3rd	35th
Total Defense (331.5)	3rd	38th
Passing Efficiency (135.6)	4th	25th
Turnover Margin (+2)	6th	T63rd
Passing Defense (211.1)	7th	63rd
Kickoff Returns (19.1)	7th	68th
Punt Returns (9.4)	7th	59th
Rushing Offense (167.6)	9th	38th
Passing Defense Efficiency (130.4)	9th	63rd
Punting — Net (33.5)	9th	76th

<i>Individual Statistics (Avg.)</i>	<i>Big Ten</i>	<i>NCAA (top 50)</i>
Passing Yards — Brees (305.4)	1st	—
Total Offense — Brees (359.8)	1st	1st
Sacks — Ayodele (6 total)	T1st	—
Receptions — Sutherland (6.43)	2nd	10th
All-Purpose Yards — Sutherland (154.0)	3rd	26th
Receiving Yards — Sutherland (91.6)	T3rd	18th
Tackles For Loss — Mitrione (11)	T3rd	—
Receptions — Standeford (5.50)	4th	29th
Scoring — Sutherland (8.6)	4th	25th
Punt Returns — Sutherland (10.9)	5th	36th
Receiving Yards — Standeford (64.4)	6th	—
Field Goals — Dorsch (1.12)	6th	34th
Field Goal Percentage — Dorsch (69.2)	6th	—
PAT Percentage — Dorsch (97.0)	6th	—
Scoring — Dorsch (7.4)	T6th	48th
Receptions — Stratton (4.88)	7th	50th
Passing Efficiency — Brees (137.2)	8th	23rd
Fumbles Recovered — Ayodele (1 total)	T8th	—
Fumbles Recovered — Foggio (1 total)	T8th	—
Fumbles Recovered — Gardner (1 total)	T8th	—
Fumbles Recovered — Johnson (1 total)	T8th	—
Fumbles Recovered — Schaub (1 total)	T8th	—
Fumbles Recovered — Shelbourne (1 total)	T8th	—
Fumbles Recovered — Vaughan (1 total)	T8th	—
Rushing — Lowe (80.2)	9th	46th
Kickoff Returns — Sutherland (21.6)	10th	42nd

Purdue Football Big Plays

Yards	Pass/Rush	Player	Opponent
78*	Pass	Brees to Morales	at Wisconsin
54	Pass	Brees to Sutherland	at Notre Dame
50	Rush	Lowe	at Northwestern
44	Pass	Brees to Morales	Kent State
43*	Pass	Brees to Standeford	at Northwestern
40	Rush	Lowe	at Wisconsin
39*	Pass	Brees to Sutherland	at Penn State
37	Pass	Brees to Standeford	Central Michigan
35	Pass	Brees to Sutherland	Minnesota
33	Pass	Brees to Morales	Minnesota
33	Pass	Brees to Standeford	at Penn State
32	Pass	Brees to Simpson	Central Michigan
31	Pass	Brees to Standeford	Minnesota
30*	Pass	Brees to Simpson	at Wisconsin
29	Pass	Brees to Standeford	Central Michigan
29	Pass	Brees to Stratton	Kent State
29	Rush	Lowe	Michigan
28*	Pass	Brees to Lougheed	Central Michigan
27	Pass	Brees to Stratton	Kent State
27	Rush	Brees	Minnesota
26*	Pass	Brees to Sutherland	at Northwestern
25	Pass	Brees to Brown	at Notre Dame
25	Pass	Brees to Stratton	Minnesota
25*	Pass	Brees to Sutherland	Michigan
25	Pass	Brees to Stratton	at Northwestern
25	Rush	Brees	at Wisconsin
24	Pass	Brees to Sutherland	at Penn State
23	Pass	Brees to Sutherland	Kent State
22	Pass	Brees to Sutherland	Kent State
22	Pass	Brees to Standeford	Kent State
22*	Pass	Brees to Sutherland	at Notre Dame
21	Rush	Brown	Central Michigan
21	Pass	Brees to Ennis	Central Michigan
21*	Pass	Brees to Sutherland	Minnesota
21	Rush	Brees	Michigan
20	Rush	Lowe	Central Michigan
20	Pass	Brees to Brown	at Wisconsin

* denotes touchdown.

Total: 37 plays (29 pass, 8 rush).

By Player: Sutherland (10), Standeford (6), Lowe (4), Stratton (4), Brees (3), Brown (3), Morales (3), Simpson (2), Ennis (1), Lougheed (1).

Purdue Football Offense Career Bests

Drew Brees

<i>Passing Attempts</i>	83 at Wisconsin, 10/10/98 [^]
<i>Passing Completions</i>	55 at Wisconsin, 10/10/98 ^{^^}
<i>Passing Yards</i>	522 vs. Minnesota, 10/3/98*
<i>Passing Touchdowns</i>	6 vs. Minnesota, 10/3/98; at Northwestern, 11/7/98*
<i>Long Pass</i>	99 vs. Northwestern, 9/25/99##
<i>Rushing Attempts</i>	18 vs. Wisconsin, 11/6/99
<i>Rushing Yards</i>	88 vs. Minnesota, 9/23/00
<i>Rushing Touchdowns</i>	2 vs. Wisconsin, 11/6/99; vs. Kent State, 9/9/00
<i>Long Rush</i>	27 vs. Minnesota, 9/23/00

Keith Dawson

<i>Receptions</i>	1 six times, last vs. Minnesota, 9/23/00
<i>Receiving Yards</i>	35 at Michigan, 10/2/99
<i>Touchdown Receptions</i>	—
<i>Long Reception</i>	35 at Michigan, 10/2/99

Andre Henderson

<i>Receptions</i>	3 vs. Minnesota, 9/23/00
<i>Receiving Yards</i>	30 vs. Minnesota, 9/23/00
<i>Touchdown Receptions</i>	—
<i>Long Reception</i>	18 vs. Minnesota, 9/23/00

Chris James

<i>Receptions</i>	4 vs. Georgia, 1/1/00
<i>Receiving Yards</i>	65 vs. Georgia, 1/1/00
<i>Touchdown Receptions</i>	1 twice, last vs. Kent State, 9/9/00
<i>Long Reception</i>	32 vs. Georgia, 1/1/00

Seth Morales

<i>Receptions</i>	5 at Penn State, 9/30/00
<i>Receiving Yards</i>	93 at Wisconsin, 10/21/00
<i>Touchdown Receptions</i>	—
<i>Long Reception</i>	78 at Wisconsin, 10/21/00

A.T. Simpson

<i>Receptions</i>	4 twice, last vs. Minnesota, 9/23/00
<i>Receiving Yards</i>	52 at Wisconsin, 10/21/00
<i>Touchdown Receptions</i>	1 three times, last at Wisconsin, 10/21/00
<i>Long Reception</i>	35 at Northwestern, 11/7/98

John Standeford

<i>Receptions</i>	8 vs. Kent State, 9/9/00
<i>Receiving Yards</i>	99 vs. Central Michigan, 9/2/00
<i>Touchdown Receptions</i>	3 at Northwestern, 10/14/00
<i>Long Reception</i>	43 at Northwestern, 10/14/00

Tim Stratton

<i>Receptions</i>	10 vs. Wisconsin, 11/6/99
<i>Receiving Yards</i>	126 vs. Wisconsin, 11/6/99
<i>Touchdown Receptions</i>	2 vs. Iowa, 10/31/98; at Northwestern, 11/7/98
<i>Long Reception</i>	34 vs. Michigan State, 10/16/99

Vinny Sutherland

<i>Receptions</i>	11 vs. Michigan, 10/7/00
<i>Receiving Yards</i>	152 vs. Penn State, 10/23/99
<i>Touchdown Receptions</i>	2 at Indiana, 11/21/98; vs. Northwestern, 9/25/99; vs. Kent State, 9/9/00; at Notre Dame, 9/16/00; at Northwestern, 10/14/00
<i>Long Reception</i>	99 vs. Northwestern, 9/25/99##
<i>Punt Returns</i>	5 vs. Central Michigan, 9/18/99
<i>Punt Return Yards</i>	142 vs. Central Michigan, 9/18/99*
<i>Long Punt Return</i>	66 at Indiana, 11/20/99
<i>Long Rush</i>	44 vs. Georgia, 1/1/00

Donald Winston

<i>Receptions</i>	7 twice, last vs. Northwestern, 9/27/97
<i>Receiving Yards</i>	86 vs. Penn State, 11/15/97
<i>Touchdown Receptions</i>	1 twice, last vs. Penn State, 10/23/99
<i>Long Reception</i>	52 vs. Penn State, 11/15/97
<i>Punt Returns</i>	3 vs. Central Michigan, 9/2/00
<i>Punt Return Yards</i>	30 vs. Central Michigan, 9/2/00
<i>Long Punt Return</i>	21 at Illinois, 10/25/97
<i>Long Rush</i>	49 vs. Ohio State, 10/19/96

Sedrick Brown

<i>Rushing Attempts</i>	12 at Notre Dame, 9/16/00
<i>Rushing Yards</i>	63 vs. Kent State, 9/9/00
<i>Long Rush</i>	21 vs. Central Michigan, 9/2/00
<i>Touchdowns</i>	1 vs. Penn State, 10/23/99
<i>Receptions</i>	4 vs. Georgia, 1/1/00
<i>Receiving Yards</i>	44 vs. Georgia, 1/1/00
<i>Long Reception</i>	40 vs. Georgia, 1/1/00

Steve Ennis

<i>Rushing Attempts</i>	16 vs. Central Michigan, 9/2/00
<i>Rushing Yards</i>	46 vs. Central Michigan, 9/2/00
<i>Long Rush</i>	12 vs. Central Michigan, 9/2/00
<i>Touchdowns</i>	3 vs. Central Michigan, 9/2/00
<i>Receptions</i>	2 vs. Central Michigan, 9/2/00
<i>Receiving Yards</i>	32 vs. Central Michigan, 9/2/00
<i>Long Reception</i>	21 vs. Central Michigan, 9/2/00

Montrell Lowe

<i>Rushing Attempts</i>	28 at Minnesota, 10/30/99
<i>Rushing Yards</i>	174 at Northwestern, 10/14/00
<i>Long Rush</i>	50 at Northwestern, 10/14/00
<i>Touchdowns</i>	2 at Minnesota, 10/30/99
<i>Receptions</i>	2 vs. Michigan State, 10/16/99
<i>Receiving Yards</i>	12 vs. Michigan State, 10/16/99
<i>Long Reception</i>	11 vs. Michigan State, 10/16/99

* denotes Purdue record.

denotes tied for Big Ten Conference record.

[^] denotes NCAA Division I-A record.

^{^^} denotes tied for NCAA Division I-A record.

Purdue Football Defense Career Bests

Akin Ayodele

Tackles 9 at Wisconsin, 10/21/00
Solo Tackles 6 at Wisconsin, 10/21/00
Tackles For Loss 4 twice, last at Wisconsin, 10/21/00
Sacks 3 twice, last at Wisconsin, 10/21/00

Brent Botts

Tackles 5 twice, last at Illinois, 10/25/97
Solo Tackles 4 at Illinois, 10/25/97
Tackles For Loss 2 at Illinois, 10/25/97
Sacks 2 at Illinois, 10/25/97

Chris Clopton

Tackles 4 seven times, last at Wisconsin, 10/21/00
Solo Tackles 3 four times, last vs. Michigan, 10/7/00
Tackles For Loss 2 vs. Central Michigan, 9/2/00
Sacks 1 at Penn State, 9/30/00

Brian Dinkins

Tackles 8 at Penn State, 9/30/00
Solo Tackles 6 at Penn State, 9/30/00
Tackles For Loss 2 twice, last at Penn State, 9/30/00
Sacks 2 twice, last at Penn State, 9/30/00

Rocco Foggio

Tackles 3 at Illinois, 10/25/97
Solo Tackles 3 at Illinois, 10/25/97
Tackles For Loss 1 three times, last at Central Florida, 9/4/99
Sacks 1 at Minnesota, 10/11/97

Gilbert Gardner

Tackles 6 vs. Central Michigan, 9/2/00
Solo Tackles 4 vs. Central Michigan, 9/2/00
Tackles For Loss 1 twice, last at Wisconsin, 10/21/00
Sacks 1 at Wisconsin, 10/21/00

Jason Loerzel

Tackles 12 vs. Minnesota, 10/3/98
Solo Tackles 8 twice, last vs. Michigan, 10/7/00
Tackles For Loss 2 four times, last vs. Michigan, 10/7/00
Sacks 1 four times, last vs. Penn State, 10/23/99

Landon Johnson

Tackles 10 vs. Central Michigan, 9/2/00
Solo Tackles 7 vs. Central Michigan, 9/2/00
Tackles For Loss 2 vs. Central Michigan, 9/2/00
Sacks 1 twice, last vs. Minnesota, 9/23/00

Matt Mitrione

Tackles 7 at Notre Dame, 9/16/00
Solo Tackles 5 twice, last vs. Central Michigan, 9/2/00
Tackles For Loss 4 vs. Penn State, 10/23/99
Sacks 2 vs. Iowa, 10/31/98

Warren Moore

Tackles 6 at Illinois, 10/25/97
Solo Tackles 4 twice, last at Iowa, 11/1/97
Tackles For Loss 2 at Iowa, 11/1/97
Sacks 1 three times, last at Central Florida, 9/4/99

Kevin Nesfield

Tackles 2 vs. Central Michigan, 9/2/00
Solo Tackles 2 vs. Central Michigan, 9/2/00
Tackles For Loss —
Sacks —

Joe Odom

Tackles 10 twice, last vs. Georgia, 1/1/00
Solo Tackles 6 twice, last at Northwestern, 10/14/00
Tackles For Loss 3 twice, last vs. Georgia, 1/1/00
Sacks 1 four times, last at Northwestern, 10/14/00

Shaun Phillips

Tackles 8 at Northwestern, 10/14/00
Solo Tackles 5 twice, last at Northwestern, 10/14/00
Tackles For Loss 4 at Penn State, 9/30/00
Sacks 2 at Northwestern, 10/14/00

Jacques Reeves

Tackles 3 twice, last vs. Kent State, 9/9/00
Solo Tackles 3 vs. Central Michigan, 9/2/00
Tackles For Loss —
Sacks —

Stuart Schweigert

Tackles 12 at Wisconsin, 10/21/00
Solo Tackles 6 twice, last at Wisconsin, 10/21/00
Tackles For Loss —
Sacks —

Ben Smith

Tackles 5 twice, last vs. Central Michigan, 9/18/99
Solo Tackles 3 twice, last vs. Notre Dame, 9/11/99
Tackles For Loss —
Sacks —

Craig Terrill

Tackles 4 vs. Central Michigan, 9/2/00
Solo Tackles 4 vs. Central Michigan, 9/2/00
Tackles For Loss 1 four times, last at Wisconsin, 10/21/00
Sacks 1 three times, last at Wisconsin, 10/21/00

Alex Tone

Tackles 2 twice, last at Northwestern, 10/14/00
Solo Tackles 1 four times, last at Northwestern, 10/14/00
Tackles For Loss —
Sacks —

Ralph Turner

Tackles 8 twice, last at Wisconsin, 10/21/00
Solo Tackles 5 three times, last at Northwestern, 10/14/00
Tackles For Loss 3 at Northwestern, 10/14/00
Sacks 2 at Northwestern, 10/14/00

Ashante Woodyard

Tackles 10 at Northwestern, 10/14/00
Solo Tackles 7 twice, last at Northwestern, 10/14/00
Tackles For Loss 2 vs. Minnesota, 9/23/00
Sacks —

Purdue Football Offense Career Records

1,000-Yard Rushers

Mike Alstott	1992-95	3,635
Otis Armstrong	1970-72	3,315
Scott Dierking	1973-76	2,863
Edwin Watson	1994-97	2,520
Harry Szulborski	1946-49	2,478
Corey Rogers	1991-95	2,436
Leroy Keyes	1966-68	2,090
Perry Williams	1966-68	1,988
John Macon	1977-80	1,911
Duane Purvis	1932-34	1,802
Mel Gray	1982-83	1,765
John Skibinski	1975-77	1,605
Mike Pruitt	1973-75	1,588
Jim Carter	1932-34	1,547
Edward Cody	1944-46	1,502
Montrell Lowe	1999-	1,483
James Medlock	1984-87	1,477
Jimmy Smith	1979-81	1,466
Norbert Adams	1947-49	1,446
Boris Dimancheff	1943-44	1,399
Cecil Isbell	1935-37	1,353
John Kerestes	1948-50	1,313
Mel Dillard	1955-57	1,283
Wally Jones	1978-81	1,238
Arlee Connors	1990-93	1,231
Max Schmaling	1951-53	1,218
Gordon Teter	1963-65	1,201
Jeff Hill	1990-93	1,200
Kendall Matthews	1994-97	1,185
Rodney Carter	1982-85	1,182
Ray Wallace	1982-85	1,109
Ben McCall	1977-80	1,018

1,000-Yard Receivers

Brian Alford	1994-97	3,029
Dave Young	1977-80	2,316
Steve Griffin	1982-85	2,234
Bart Burrell	1977-80	2,126
Vinny Sutherland	1997-	1,997
Steve Bryant	1980-81	1,863
Calvin Williams	1986-89	1,855
Chris Daniels	1996-99	1,845
Rodney Carter	1982-85	1,814
Jim Beirne	1965-67	1,795
Isaac Jones	1995-98	1,763
Randall Lane	1998-99	1,630
Cliff Benson	1980-83	1,546
Reggie Arnold	1974-77	1,481
Tim Stratton	1998-	1,392
Bob Hadrick	1963-65	1,391
Rodney Dennis	1989-92	1,380
Ernest Calloway	1990-92	1,379
Ray Smith	1976-79	1,327
Jermaine Ross	1990-93	1,322
Darryl Stingley	1970-72	1,256
Marty Scott	1982-85	1,247
Leroy Keyes	1966-68	1,204
Rick Brunner	1982-86	1,125
Burt Thornton	1991-94	1,092
Mike Alstott	1992-95	1,075
Ashley Bell	1969-71	1,069
Jeff Hill	1990-93	1,027
Bernie Flowers	1950-52	1,015

Receptions

Rodney Carter	1982-85	181
Dave Young	1977-80	180
Chris Daniels	1996-99	170
Brian Alford	1994-97	164
Isaac Jones	1995-98	154
Vinny Sutherland	1997-	149
Steve Griffin	1982-85	146
Bart Burrell	1977-80	140
Jim Beirne	1965-67	138
Calvin Williams	1986-89	138
Tim Stratton	1998-	126
Randall Lane	1998-99	119
Cliff Benson	1980-83	117
Bob Hadrick	1963-65	113
Steve Bryant	1980-81	110
Marty Scott	1982-85	103
Ernest Calloway	1990-92	95
Mike Alstott	1992-95	93
Ray Smith	1976-79	86
Jeff Hill	1990-93	86

Receiving Touchdowns

Brian Alford	1994-97	31
Dave Young	1977-80	27
Vinny Sutherland	1997-	21
Jim Beirne	1965-67	17
Calvin Williams	1986-89	17
Steve Bryant	1980-81	15
Chris Daniels	1996-99	15
Bart Burrell	1977-80	14
Ashley Bell	1969-71	12
Steve Griffin	1982-85	12
Isaac Jones	1995-98	12
Randall Lane	1998-99	12
Tim Stratton	1998-	12
Cliff Benson	1980-83	11
Rodney Dennis	1989-92	10
Reggie Arnold	1974-77	9
Gabe Cox	1997-98	9
Bernie Flowers	1950-52	8
Lamar Lundy	1954-56	8
Five tied with		7

All-Purpose Yards

Mike Alstott	1992-95	4,710
Otis Armstrong	1970-72	4,601
Leroy Keyes	1966-68	3,594
Scott Dierking	1973-76	3,561
Vinny Sutherland	1997-	3,373
Edwin Watson	1994-97	3,196
Harry Szulborski	1946-49	3,103
Brian Alford	1994-97	3,085
Ernest Calloway	1990-92	3,042
Rodney Carter	1982-85	3,038
Steve Griffin	1982-85	2,901
Corey Rogers	1991-95	2,853
Stan Brown	1968-70	2,787
Jermaine Ross	1990-93	2,764
Jimmy Smith	1979-81	2,665
Calvin Williams	1986-89	2,432
Gordon Teter	1963-65	2,430
Dave Young	1977-80	2,316
Jeff Hill	1990-93	2,275
Mel Gray	1982-83	2,243

Touchdowns

Mike Alstott	1992-95	42
Leroy Keyes	1966-68	37
Brian Alford	1994-97	31
Perry Williams	1966-68	29
Stan Brown	1968-70	29
Corey Rogers	1991-95	29
Dave Young	1977-80	27
Edwin Watson	1994-97	27
Vinny Sutherland	1997-	26
Scott Dierking	1973-76	25
Otis Armstrong	1970-72	24
Jimmy Smith	1979-81	18
Calvin Williams	1986-89	18
Jim Beirne	1965-67	17
Wally Jones	1978-81	17
Tony Butkovich	1943	16
Boris Dimancheff	1943-44	16
Mel Gray	1982-83	16
Mark Vitali	1974-76	15
Steve Bryant	1980-81	15
Chris Daniels	1996-99	15

Points

Mike Alstott	1992-95	256
Travis Dorsch	1998-	247
Leroy Keyes	1966-68	222
Bob Griese	1964-66	189
Brian Alford	1994-97	188
Corey Rogers	1991-95	176
Perry Williams	1966-68	174
Stan Brown	1968-70	174
Jonathan Briggs	1985-88	170
Edwin Watson	1994-97	164
Brad Bobich	1992-95	163
Dave Young	1977-80	162
Vinny Sutherland	1997-	158
Scott Dierking	1973-76	152
Otis Armstrong	1970-72	144
Scott Sovereign	1976-78	139
Tim Clark	1981-83	131
Joe O'Leary	1991-92	110
Jimmy Smith	1979-81	108
Calvin Williams	1986-89	108
Jim Beirne	1965-67	106

Purdue Football Defense And Special Teams Career Records

Tackles For Loss

Jeff Zgonina	1989-92	72-244
Rosevelt Colvin	1995-98	61-272
Keena Turner	1976-79	58-347
Jim Schwantz	1988-91	43-240
Ken Loushin	1976-79	42-216
Tom Kingsbury	1977-80	38-201
Matt Mitrione	1998-	34-105
Marcus Jackson	1976-79	29-145
Kevin Holley	1983-86	28-124
Chike Okeafor	1994-98	28-118
Brad Hornor	1982-85	27-100
Frank Kmet	1988-91	27-81
Akin Ayodele	1999-	27-145
Gary Hrivnak	1970-72	26-134
Calvin Clark	1977-80	25-118
Tony Visco	1984-87	24-120
Jerrold Williams	1985-88	23-125
Chukie Nwokorie	1995-98	23-110
David Nugent	1996-99	23-64
Bronco Keser	1970-72	22-115
Greg Bingham	1970-72	22-112
David Frye	1980-82	22-109
Darrin Trieb	1988-90	22-56
Eric Beatty	1989-92	22-64

Sacks

Rosevelt Colvin	1995-98	33-191
Jeff Zgonina	1989-92	29-151
Jim Schwantz	1988-91	18-168
Akin Ayodele	1999-	17-127
Chike Okeafor	1994-98	15-104
Frank Kmet	1988-91	14-90
Jerrold Williams	1985-88	12.5-100
Tony Visco	1984-87	10-79
Tom Kingsbury	1977-80	9-73
Kevin Holley	1983-86	9-62
Brian Dinkins	1996-	9-64
Willie Burroughs	1995-98	8.5-77
Chukie Nwokorie	1995-98	8.5-66
Peyton Minter	1989-91	8-55
Jayme Washel	1992-95	8-45
Don Baldwin	1982-85	7-62
Don Delyv	1989-92	7-43
Darnell Howard	1993-95	7-45
Joe Hagins	1993-96	7-44
Chris Keevers	1986-87	6-53
Matt Mitrione	1998-	6-37

Punt Return Yards

Ernest Calloway	1990-92	668
Vinny Sutherland	1997-	645
Ken Gorgal	1947-49	417
Calvin Williams	1986-89	396
Steve Griffin	1982-85	346
Tim Foley	1967-69	310
Phil Mateja	1951-52	302
Chuck Piebes	1970-72	282
Gordon Teter	1963-65	279
Anthony Hardy	1987	264
Pat Harris	1974-77	253
Carl Capria	1971-73	252
Craig Allen	1994-95	245
Scott Craig	1980-82	222
Jerome King	1974-77	213
Rod Woodson	1983-86	203
Jim Tiller	1958-60	173
Jermaine Ross	1990-93	156
Neil Schmidt	1948-50	148
Len Wilson	1957-59	143

Punt Return Average (20 attempts)

Vinny Sutherland	1997-	11.9 (54-645)
Phil Mateja	1951-52	11.6 (26-302)
Ken Gorgal	1947-49	11.3 (37-417)
Carl Capria	1971-73	10.5 (24-252)
Gordon Teter	1963-65	9.6 (29-279)
Anthony Hardy	1987	9.4 (28-264)
Calvin Williams	1986-89	9.2 (43-396)
Ernest Calloway	1990-92	8.9 (75-668)
Craig Allen	1994-95	7.9 (31-245)
Rod Woodson	1983-86	7.8 (26-203)
Jermaine Ross	1990-93	7.8 (20-156)
Steve Griffin	1982-85	7.5 (46-346)
Chuck Piebes	1970-72	7.2 (39-282)
Tim Foley	1967-69	6.2 (50-310)
Pat Harris	1974-77	5.3 (48-253)
Jerome King	1974-77	5.1 (42-213)
Scott Craig	1980-82	3.9 (57-222)

Kickoff Return Yards

Rod Woodson	1983-86	1,535
Stan Brown	1968-70	1,412
Chris Clopton	1997-	1,385
Jermaine Ross	1990-93	1,253
Lee Johnson	1995-98	991
Ernest Calloway	1990-92	956
Jim Kirkpatrick	1967-68	939
Otis Armstrong	1970-72	897
Jimmy Smith	1979-81	848
Lloyd Hawthorne	1982-83	833
Russell Pope	1975-78	673
Rick Moss	1976-78	652
Mike Northington	1973-76	616
Gordon Teter	1963-65	606
Joe Hagins	1993-96	601
Anthony Hardy	1987	542
Skip Peterson	1972-74	483
Tony Vinson	1989-90	467
Harry Szulborski	1946-49	462
Curtis Taylor	1994-96	455

Kickoff Return Average (20 attempts)

Stan Brown	1968-70	28.8 (49-1,412)
Gordon Teter	1963-65	25.3 (24-606)
Otis Armstrong	1970-72	24.9 (36-897)
Jimmy Smith	1979-81	24.2 (35-848)
Jim Kirkpatrick	1967-68	23.5 (40-939)
Rick Moss	1976-78	23.3 (28-652)
Jermaine Ross	1990-93	23.2 (54-1,253)
Harry Szulborski	1946-49	23.1 (20-462)
Joe Hagins	1993-96	22.3 (27-601)
Curtis Taylor	1994-96	21.7 (21-455)
Rod Woodson	1983-86	21.6 (71-1,535)
Tony Vinson	1989-90	21.2 (22-467)
Ernest Calloway	1990-92	21.2 (45-956)
Skip Peterson	1972-74	21.0 (23-483)
Lloyd Hawthorne	1982-83	20.8 (40-833)
Chris Clopton	1997-	20.7 (67-1,385)
Mike Northington	1973-76	20.5 (30-616)
Russell Pope	1975-78	19.8 (34-673)
Lee Johnson	1995-98	19.8 (50-991)
Jarrett Scales	1987-90	19.2 (23-441)

Field Goals

Travis Dorsch	1998-	43
Jonathan Briggs	1985-87	36
Scott Sovereign	1976-78	27
Tim Clark	1981-83	22
Joe O'Leary	1991-92	22
Brad Bobich	1992-95	22
Skip Ohl	1958, 1961-62	16
Rick Anderson	1980-81	16
Larry Sullivan	1988-90	16
Steve Schmidt	1972-75	15
Mike Rendina	1984	14
Shane Ryan	1996-98	13
Bob Griese	1964-66	10
Jeff Jones	1968-70	10
Frank Connor	1972-74	8
Mike Renie	1969-71	6
Rock Supan	1976-78	5
Bernie Allen	1958-60	4
Steve Wambold	1989-90	4
Jim Reichert	1951-54	3
Chris Arnce	1996-97	3

Field Goal Percentage (15 attempts)

Tim Clark	1980-83	.688 (22-32)
Bob Griese	1964-66	.667 (10-15)
Jonathan Briggs	1985-87	.655 (36-55)
Travis Dorsch	1998-	.652 (43-66)
Shane Ryan	1996-98	.650 (13-20)
Joe O'Leary	1991-92	.647 (22-34)
Brad Bobich	1992-95	.629 (22-35)
Scott Sovereign	1976-78	.614 (27-44)
Rick Anderson	1980-81	.593 (16-27)
Mike Rendina	1984	.583 (14-24)
Steve Schmidt	1972-75	.577 (15-26)
Skip Ohl	1958, 1961-62	.552 (16-29)
Larry Sullivan	1988-90	.552 (16-29)
Jeff Jones	1968-70	.500 (10-20)
Frank Connor	1972-74	.348 (8-23)