



# 2013 PURDUE BASEBALL



2012 BIG TEN CHAMPIONS • PURDUESPORTS.COM • @PURDUEBASEBALL

SID Contact Info: Ben Turner >>> benturner@purdue.edu >>> Office: 765-494-3198 >>> Cell: 217-549-7965

## - FEBRUARY (3-5) -

15	+ vs Connecticut	W	11-8
16	+ vs South Florida	L	20-2
17	+ vs #4 Louisville	L	9-4
	+ vs Connecticut	W	5-3
22	^ vs Samford	W	9-4
	^ at #5 Mississippi State	L	3-2
23	^ at #5 Mississippi State	L	7-6
24	^ vs Samford	L	6-3

## - MARCH (0-3) -

1	at Samford	L	8-0
2	at Samford	L	4-1
3	at Samford	L	13-6
8	at Illinois-Chicago		5 p.m.
9	at Illinois-Chicago		2 p.m.
10	at Illinois-Chicago		2 p.m.
12	at Cincinnati		4 p.m.
13	at Louisville		Noon
15	at Evansville		7 p.m.
16	at Evansville		3 p.m.
17	at Evansville		2 p.m.

## - ALEXANDER FIELD PREMIERE WEEK -

19	ILLINOIS-CHICAGO	6 p.m.
22	• OHIO STATE	7 p.m.
23	• OHIO STATE	2 p.m.
24	• OHIO STATE	1 p.m.
27	IPFW	6 p.m.
29	• at Penn State	6 p.m.
30	• at Penn State	2 p.m.
31	• at Penn State	1 p.m.

## - APRIL -

2	BUTLER	6 p.m.
3	INDIANA STATE	6 p.m.
5	• NORTHWESTERN	7 p.m.
6	• NORTHWESTERN	2 p.m.
7	• NORTHWESTERN	1 p.m.
9	at Indiana State	6 p.m.
10	BALL STATE	6 p.m.
12	• at Illinois	7 p.m.
13	• at Illinois	4 p.m.
14	• at Illinois (BTN)	3 p.m.
19	• NEBRASKA (BTN)	7 p.m.
20	• NEBRASKA (DEDICATION GAME)	7 p.m.
21	• NEBRASKA	Noon
23	ILLINOIS STATE	6 p.m.
24	ILLINOIS-CHICAGO	6 p.m.
26	• at Michigan State	3 p.m.
27	• at Michigan State	1 p.m.
28	• at Michigan State (BTN)	Noon

## - MAY -

3	SOUTHERN ILLINOIS	7 p.m.
4	SOUTHERN ILLINOIS	7 p.m.
5	SOUTHERN ILLINOIS	1 p.m.
8	at Ball State	3 p.m.
10	• at Michigan	6 p.m.
11	• at Michigan	4 p.m.
12	• at Michigan	1 p.m.
14	EASTERN MICHIGAN	6 p.m.
16	• IOWA	7 p.m.
17	• IOWA	7 p.m.
18	• IOWA	1 p.m.

## - BIG TEN TOURNAMENT (MINNEAPOLIS) -

22	Opening Round (BTN)	TBA
23	Semifinals (BTN)	TBA
24	Winner's Bracket Final (BTN)	TBA
25	Championship Game (BTN)	TBA
26	If Necessary (BTN)	TBA

+ Big East/Big Ten Challenge (Pinellas County, Fla.)  
 ^ Diamond Classic at Noble Field (Starkville, Miss.)  
 • Big Ten Conference game  
 (BTN) Big Ten Network Live Television  
 All Times Eastern  
**HOME GAMES at ALEXANDER FIELD**

## - NONCONFERENCE PLAY CONTINUES -

### PURDUE BOILERMAKERS (3-8 • 2012: 45-14, 17-7 BIG TEN) AT UIC FLAMES (3-6 • 2012: 23-34, 12-17 HORIZON)

Three-Game Weekend Series • Les Miller Field • Chicago, Ill.

**Series Opener:** Friday, March 8 • 5 p.m. ET

**Middle Game:** Saturday, March 9 • 2 p.m. ET

**Series Finale:** Sunday, March 10 • 2 p.m. ET

#### - SERIES HISTORY -

**All-Time Series:** Purdue leads 10-5

**Purdue Under Doug Schreiber vs UIC:** Purdue leads 5-2

**Current Series Streak:** Purdue has won five straight dating back to 2009

**2012:** Purdue won 12-2 (April 17 in Chicago) & 11-4 (May 9 in West Lafayette)

#### - LIVE COVERAGE -

**Live Internet Audio:** [www.PurdueSports.com](http://www.PurdueSports.com) (All Games)

**Game Day Central Page - Live Stats, Audio & Interactive Blog:** [www.PurdueSports.com](http://www.PurdueSports.com)

#### - PURDUE'S PROBABLE LINEUP -

POS	#	NAME	AVG	RUNS	HITS	XBH	HR	RBI	BB	OBP	SB
2B	9	Brandon Krieg (So)	.317	10	13	4	1	6	3	.364	3-5
3B	17	Sean McHugh (Jr)	.318	2	14	5	-	8	1	.333	1-1
DH	14	Kyle Wood (RS-Fr)	.222	5	4	2	1	3	3	.391	0-0
1B	8	Angelo Cianfrocco (Sr)	.217	2	5	1	-	2	2	.269	0-0
C	20	Josh Estill (Fr)	.317	2	13	-	-	2	1	.341	1-1
RF	30	Conner Hudnall (Jr)	.250	7	11	2	1	5	2	.277	1-2
CF	22	Kyle Johnson (Fr)	.111	3	3	-	-	1	2	.226	0-0
SS	6	Jake Hansen (Sr)	.333	6	10	2	-	3	5	.432	0-1
LF	36	Stephen Talbott (Sr)	.190	6	8	1	-	4	2	.261	5-6

#### - ALSO AVAILABLE -

POS	#	NAME	AVG	RUNS	HITS	XBH	HR	RBI	BB	OBP	SB
OF	44	Jack Amaro (Fr)	.231	3	3	1	-	-	1	.286	0-0
C	31	Jack Picchiotti (Fr)	.148	1	4	-	-	2	1	.179	0-0
OF/C	16	Cody Strong (Fr)	.333	-	2	-	-	-	1	.429	0-0
1B	38	Kyle Bischoff (Sr)	.167	-	1	-	-	-	-	.167	0-0
2B	2	Michael Mullen (Fr)	.000	1	-	-	-	-	1	.333	0-0
INF	41	Jon Bradford (So)	.000	-	-	-	-	-	-	.000	0-0

#### - PROBABLE PITCHING MATCH-UPS -

NAME	W-L	GS	IP	H	R-ER	BB	K	ERA	B/AVG
Brad Schreiber (Jr, RHP)	0-1	3	14	10	10-8	10	7	5.14	.200
vs Tomas Michelson (So, RHP)	2-1	3	18.1	16	6-5	8	11	2.45	.239
Jordan Minch (Fr, LHP)	0-2	3	13.2	16	16-10	11	10	6.59	.296
vs Jack Andersen (Fr, RHP)	0-3	3	17	18	13-13	5	7	6.88	.286
Robert Ramer (Sr, RHP)	1-1	3	18.2	30	14-14	3	10	6.75	.366
vs Joey Begel (Sr, RHP)	1-1	3	16	18	12-10	4	12	5.62	.277

#### - PURDUE BULLPEN -

NAME	W-L-S	APP	IP	H	R-ER	BB	K	ERA	B/AVG
Eddie De LaRiva (Fr, RHP)	2-1-0	4	6.2	14	7-7	2	4	9.45	.438
Mike Lutz (Fr, RHP)	0-1-0	4	7.1	10	7-6	3	3	7.36	.323
Brett Andrzejewski (Sr, RHP)	0-1-0	4	4	8	4-4	1	1	9.00	.444
Tim McElroy (Fr, LHP)	0-1-0	4	4	3	5-4	4	3	9.00	.188
Patrick Kenney (Fr, RHP)	0-0-1	3	3	1	1-1	4	1	3.00	.125
Kyle Upp (So, RHP)	0-0-0	3	4.2	6	7-4	3	0	7.71	.300
Kyle Johnson (Fr, RHP)	0-0-0	3	2/3	1	1-1	3	0	13.50	.333
Mike Gaglianese (So, RHP)	0-0-0	2	3	3	0-0	3	3	0.00	.273
Pat Gannon (Sr, LHP)	0-0-0	2	1.2	1	0-0	2	1	0.00	.167
Joe Eichmann (So, RHP)	0-0-0	2	3.1	7	7-7	3	2	18.90	.438
Cody Webster (Jr, LHP)	0-0-0	1	1	2	1-1	0	1	9.00	.400

# 2013 PURDUE TRAVEL ROSTER

<u>No.</u>	<u>Name</u>	<u>Pos</u>	<u>B-T</u>	<u>Ht</u>	<u>Wt</u>	<u>Yr</u>	<u>Hometown (High School/Previous College)</u>
<b>PITCHERS</b>							
7	Pat Gannon	LHP	R-L	6-0	175	Sr	Evergreen Park, Ill (Brother Rice)
18	Mike Gaglianese	RHP	R-R	6-1	180	So	Oriskany, N.Y. (Notre Dame)
19	Kyle Upp	RHP/C	R-R	5-10	195	So	La Porte, Ind. (La Porte)
21	Eddie De LaRiva	RHP	R-R	6-3	180	Fr	Blue Island, Ill. (St. Rita)
23	Mike Lutz	RHP	R-R	6-1	180	Fr	North Barrington, Ill. (Lake Zurich)
25	Tim McElroy	LHP	L-L	6-5	205	Fr	Roselle, Ill. (St. Viator)
28	Jordan Minch	LHP	L-L	6-3	175	Fr	Highland, Ind. (Highland)
32	Brett Andrzejewski	RHP	R-R	6-2	160	Sr	Westfield, Ind. (Westfield/Tallahassee CC)
33	Joe Eichmann	RHP	R-R	6-4	210	So	Libertyville, Ill. (Libertyville)
37	Patrick Kenney	RHP/OF	R-R	6-4	190	Fr	Gurnee, Ill. (Warren Township)
39	Cody Webster	LHP	S-L	6-1	210	Jr	Harrisburg, Pa. (Central Dauphin East)
40	Brad Schreiber	RHP	R-R	6-4	235	Jr	Menasha, Wis. (Kimberly)
43	Robert Ramer	RHP	R-R	6-4	190	Sr	Sunnyvale, Calif. (Fremont/UC Riverside)
<b>CATCHERS</b>							
16	Cody Strong	C/OF	R-R	5-7	165	Fr	Lafayette, Ind. (McCutcheon)
20	Josh Estill	1B/C	R-R	5-10	190	Fr	Carlsbad, Calif. (Santa Fe Christian)
31	Jack Picchiotti	C	L-R	5-11	185	Fr	Oak Park, Ill. (Oak Park-River Forest)
<b>INFIELERS</b>							
2	Michael Mullen	2B	L-R	5-11	165	Fr	Rancho Santa Fe, Calif. (Torrey Pines)
6	Jake Hansen	INF	L-R	5-8	160	Sr	Westfield, Ind. (Westfield)
8	Angelo Cianfrocco	1B/OF	L-L	6-2	185	Sr	San Diego, Calif. (Westview)
9	Brandon Krieg	2B	R-R	6-0	180	So	Indianapolis, Ind. (Lawrence Central)
17	Sean McHugh	3B/C	R-R	5-11	195	Jr	Leawood, Kan. (Blue Valley North)
38	Kyle Bischoff	1B/C	S-R	6-0	185	Sr	Decatur, Ind. (New Haven)
41	Jon Bradford	INF	R-R	5-11	190	So	Dove Canyon, Calif. (Santa Margarita)
<b>OUTFIELDERS</b>							
14	Kyle Wood	OF/LHP	L-L	6-0	200	RS-Fr	Orland Park, Ill. (St. Laurence)
22	Kyle Johnson	OF/RHP	R-R	6-5	210	Fr	San Diego, Calif. (Torrey Pines)
30	Conner Hudnall	OF/3B	L-R	6-1	180	Jr	South Bend, Ind. (Clay/Glen Oaks CC)
36	Stephen Talbott	OF	R-R	6-3	205	Sr	Freehold, N.J. (Freehold Township)
44	Jack Amaro	OF	R-R	5-11	175	Fr	Naperville, Ill. (Neuqua Valley)
<b>COACHING STAFF</b>							
4	Doug Schreiber	Head Coach		15th Year		Third Base Coach/Pitching Changes	
24	Jeff Duncan	Associate Head Coach		4th Year		Hitting Coach/First Base Coach	
12	Tristan McIntyre	Assistant Coach		3rd Year		Pitching Coach/Mound Visits	
5	Payton Bieker	Volunteer Asst. Coach		1st Year		Catchers/First Base Coach	
29	David Miller	Student Asst. Coach		1st Year			

## Pronunciation Guide

#3 Steve **MANIAGO**: Mon-ee-ah-go  
 #4 Doug **SCHREIBER**: Shry-ber  
 #5 Payton **BIEKER**: Bee-ker  
 #8 Angelo **CIANFROCCO**: See-ann-frock-oh  
 #9 Brandon **KRIEG**: Craig  
 #10 Jack **DeANO**: Dee-ah-no  
 #18 Mike **GAGLIANESE**: Gal-an-ease-ee  
 #20 Josh **ESTILL**: S-til (say it quick, es-still)  
 #21 Eddie **De LaRIVA**: Day Luh-ree-vuh  
 #31 Jack **PICCHIOTTI**: Pick-ee-ott-ee

#32 Brett **ANDRZEJEWSKI**: Andrew-jess-key  
 #33 Joe **EICHMANN**: Ike-man  
 #34 Connor **PODKUL**: Pod-cull  
 #36 Stephen **TALBOTT**: Tal-bit  
 #37 Patrick **KENNEY**: Kenny  
 #38 Kyle **BISCHOFF**: Bish-off  
 #40 Brad **SCHREIBER**: Shry-ber  
 #43 Robert **RAMER**: Ray-mer  
 #44 Jack **AMARO**: Am-arr-oh  
 #49 Mack **MATTKE**: Matt-key



# HEAD COACH DOUG SCHREIBER

Since Doug Schreiber was named Purdue's head baseball coach on May 29, 1998, the Boilermakers have become a major force in the Big Ten Conference and have made big strides on a national level.

Currently in his 15th season as the leader of the program, Schreiber is the program's all-time leader in overall wins and Big Ten wins. In 2007, Schreiber became the third head coach in Purdue baseball history to surpass the 500-games mark as the Boilermakers' head man. Dave Alexander, whom Schreiber played for from 1983 to 1986, owns the record for most games coached at Purdue with 792 over 14 seasons. Schreiber has been in the third base coach's box for 787 games through 14 years. He eclipsed Alexander's record for games coached (792) during the second weekend of the 2013 season.

During its historic 2012 season, Purdue won a program-record 45 games, captured a pair of Big Ten titles, earned the right to host an NCAA Regional and closed out Lambert Field in thrilling fashion. Schreiber was named the Big Ten Coach of the Year after leading the Boilers to the most wins by a Big Ten team since 2008. He won his 400th and program-record 408th career games at Lambert in the spring of 2012. His 408th victory as the leader of the program, April 15 in the finale of a series sweep of Illinois, made him Purdue's all-time wins leader.

The Boilermakers began the 2012 season 14-1, won 10 consecutive games twice, posted their 20th win before April 1 for the first time, reached the 30-win mark at the earliest date (April 20) in program history and won their first Big Ten title since 1909. In its 16 games during the final year at Lambert, the home of the program since 1965, Purdue won three times in walk-off fashion and locked up the Big Ten title May 12 in front of a large group of program alumni.

In the five seasons between 2008 and 2012, Purdue went 172-110 overall (.610) and 75-51 in Big Ten play (.595). Both records represented the best marks in the league. The Boilermakers were the only conference team to qualify for the Big Ten Tournament each of those five seasons, the longest such streak in program history. Purdue has won at least one game at the Big Ten Tournament in eight of its nines appearances under Schreiber.

Headlined by Plawecki's selection 35th overall by the New York Mets, Purdue had a program-record seven players picked in the 2012 Major League Baseball First-Year Player Draft. Juniors Plawecki, Cameron Perkins and Nick Wittgren were each selected in the first 10 rounds to give the Boilers three players drafted in the first 300 picks for the first time. A program-record seven players were drafted overall in 2012.

Purdue's 37 overall wins in 2011 tied the program's previous single-season record and were the most in the Big Ten. Despite being picked eighth in the preseason coaches' poll, the Boilers finished third in the league with a 14-10 conference record, just one game shy of first. Purdue finished second in the Big Ten standings under Schreiber in 2001, 2005 and 2008.

Schreiber has coached 62 All-Big Ten Conference selections, including 22 who were named to the conference's First Team, and has had players selected in the Major League Baseball First-Year Player Draft on 30 occasions. One of Schreiber's Boilermakers has led the Big Ten in hitting in four out of the last eight years.

Prior to becoming the head coach at Purdue, Schreiber spent four seasons (1995-98) as the top assistant coach and recruiting coordinator under Pat Murphy at Arizona State University. Schreiber helped guide Arizona State to the College World Series and the national championship game in 1998. A year earlier, the Sun Devils finished as regional runners-up to Miami, and were two outs away from going to the College World Series. All four of Schreiber's recruiting classes at ASU were nationally ranked, including the 1995 class which was ranked No. 1 in the country and the 1996 class, which was tabbed the third best in the nation.

Before going to ASU, Schreiber served as an assistant coach for Murphy at the University of Notre Dame in 1994. That season, the Fighting Irish finished 46-16 and ended the season just two wins shy of Omaha, finishing as regional runners-up to Auburn.

Schreiber began his coaching career as a graduate assistant under Pat Quinn at Ball State University for two seasons (1991-92) and spent one year (1993) as an assistant at Butler University.

A native of LaPorte, Ind., Schreiber was a four-year starter (1983-86) at second base for the Boilermakers. During his career, Purdue posted a 120-112-2 mark and established a school-record 37 victories his senior season when he was a Second Team All-Big Ten selection. Schreiber still ranks among Purdue's career leaders in a variety of categories, including top-six ranking in four categories. Schreiber ranks first all-time in walks (132), fourth in runs scored (159), tied for third in games played (220) and tied for sixth in triples (9). He earned his Bachelor of Arts degree in communications and has completed some course work towards a master's in education.

## 15TH YEAR

### 2012 BIG TEN COACH OF THE YEAR

#### CAREER RECORD

428-370 (.536)

#### BIG TEN RECORD

207-185 (.528)

#### BIOGRAPHICAL INFORMATION

Full Name ..... Douglas Lee Schreiber  
Date of Birth ..... Aug. 25, 1963  
Place of Birth ..... La Porte, Ind.  
Education ..... Purdue University, B.A.,  
..... Communications  
College Career ..... Purdue, 1983-86  
Wife ..... Sarah

#### COACHING EXPERIENCE

Purdue ..... 1999-Present, Head Coach  
Arizona St. .... 1995-98, Assistant Coach  
Notre Dame ..... 1994, Assistant Coach  
Butler ..... 1993, Assistant Coach  
Ball State ..... 1991-92, Graduate Assistant

#### SCHREIBER'S MLB DRAFT PICKS

1999 Russ Morgan, pitcher ..... Houston (21)  
2000 Andy Helmer, pitcher ..... Cleveland (25)  
2001 Dave Gassner, pitcher ..... Toronto (24)  
2002 Chadd Blasko, pitcher ..... Chicago [NL] (1)  
2003 Dustin Glant, pitcher ..... Arizona (7)  
Nick McIntyre, second base ..... Detroit (20)  
2004 Simon Klink, third base . San Francisco (21)  
2005 Scott Byrnes, pitcher ..... Toronto (28)  
2006 Mitch Hilligoss, shortstop .. New York [AL] (6)  
Chris Toneyuzzi, pitcher ..... Milwaukee (13)  
Jay Buente, pitcher ..... Florida (14)  
Dan Sattler, pitcher ..... Texas (44)  
2007 Andrew Groves, pitcher ..... Colorado (11)  
2008 Josh Lindblom, pitcher ..... Los Angeles (2)  
Ryne White, first base ..... Arizona (4)  
Andy Loomis, pitcher ..... Florida (16)  
Dan Black, third base ... San Francisco (35)\*  
Matt Bischoff, pitcher ... New York [NL] (47)\*  
2009 Dan Black, third base ..... Chicago [AL] (14)  
Brandon Haveman, outfield ..... Seattle (29)  
Matt Jansen, pitcher ..... San Francisco (43)\*  
2010 Matt Bischoff, pitcher ..... Seattle (20)  
Kevin Cahill, pitcher ..... Washington (41)  
2012 Kevin Plawecki, catcher ... New York [NL] (1)  
Cameron Perkins, third base . Philadelphia (6)  
Nick Wittgren, pitcher ..... Miami (9)  
Lance Breedlove, pitcher ..... Pittsburgh (23)  
Eric Charles, second base ... San Diego (29)  
Barrett Serrato, outfield ..... Texas (30)  
Brad Schreiber, pitcher ..... Minnesota (40)\*

\* Indicates did not sign a professional contract

#### PURDUE HEAD COACHING RECORDS

##### Overall Wins

Doug Schreiber ..... 428  
Dave Alexander ..... 407

##### Big Ten Wins

Doug Schreiber ..... 207  
Dave Alexander ..... 107

##### Overall Win Percentage (min. 100 games)

Hugh Nicol [67-36-1] ..... 649  
Doug Schreiber [428-370-0] ..... 536

Dave Alexander [407-378-7] ..... 518  
Ward Lambert [163-156-7] ..... 511

##### Big Ten Win Percentage (min. 50 games)

Hugh Nicol [43-30-1] ..... 588  
Doug Schreiber [207-185-0] ..... 528

##### Total Games Coached

Doug Schreiber ..... 798  
Dave Alexander ..... 792

##### Seasons Coached

Ward Lambert ..... 20  
Joe Sexson ..... 18  
Doug Schreiber ..... 15

#### SCHREIBER'S MILESTONE WINS

1 March 6, 1999 ..... 18-11 vs. Kent State  
50 April 22, 2000 ..... 9-2 vs. Illinois  
100 March 31, 2002 ..... 10-6 vs. Penn State  
150 March 21, 2004 ..... 7-5 at Jacksonville State  
200 May 27, 2005 ..... 4-3 at Illinois  
213 April 2, 2006 # ..... 9-4 at Illinois  
250 May 6, 2007 ..... 6-1 at Penn State  
300 April 12, 2009 ..... 9-3 at Penn State  
350 March 6, 2011 ..... 10-3 at Lipscomb  
400 March 31, 2012 ..... 2-0 vs. Penn State  
408 April 15, 2012 % ..... 5-3 vs. Illinois

# 108th Big Ten win, becoming the winningest  
Purdue head coach in Big Ten action.  
% 408nd career win, surpassing Dave Alexander  
for the Purdue all-time record.



# – 2013 GAME SUMMARY –

	W	L	Pct.
Overall .....	3	8	.273
Big Ten.....		March 22	
Non-Conference .....	3	8	.273
Midweek .....		March 19	
Spring Break Trip.....		March 8	
Home.....		March 19	
Away.....	0	5	.000
Neutral.....	3	3	.500
Day.....	2	5	.286
Night.....	1	3	.250
vs. Left-handed Starter.....	3	2	.600
vs. Right-handed Starter.....	0	6	1.000
1-Run Games .....	0	2	.000
2-Run Games .....	1	0	1.000
Extra Innings.....	0	0	—
Shutouts .....	0	1	.000
Tuesday.....		March 12	
Wednesday.....		March 13	
Thursday.....		May 16	
Friday.....	2	2	.500
Saturday.....	0	3	.000
Sunday.....	1	3	.250
February.....	3	5	.375
March.....	0	3	.000
April.....		April 2	
May.....		May 3	
Game 1 of Big Ten Series.....		March 22	
Game 2 of Big Ten Series.....		March 23	
Game 3 of Big Ten Series.....		March 24	
Purdue Scores 10+ Runs .....	1	0	1.000
Opponent Scores 10+ Runs.....	0	1	.000
When Purdue Scores First .....	2	3	.400
When Opponent Scores First...	1	5	.167
Purdue leads after 7 innings.....	2	0	1.000
Opp. leads after 7 innings.....	1	6	.143
Tied after 7 innings .....	0	2	.000

# – BOILERMAKERS BEGIN SPRING BREAK ACTION IN CHICAGO –

Purdue baseball opens its annual spring break trip by traveling north this year, heading to the Windy City for a three-game series at Illinois-Chicago that should be playable thanks to the artificial field turf surface on the Flames' home field.

First pitch is slated for 5 p.m. Friday, 2 p.m. Saturday and 2 p.m. Sunday (all ET). Fifteenth-year head coach **Doug Schreiber** will coach his 800th game as the leader of the program this weekend (most likely Saturday). The Boilermakers return home Sunday evening and begin the second half of their spring break trip Tuesday at Cincinnati.

While Chicago may have received even more snow than the Lafayette area earlier this week, the field turf at Les Miller Field makes the surface playable even if significant piles of snow remain outside the walls of the stadium. Purdue also played two games at UIC on the 2009 spring break trip.

Purdue (3-8) has won five straight games against the Flames (3-6) dating back to 2009, outscoring UIC 52-10 while sweeping both ends of a home-and-home series the last two years. However, all four of those games were part of the midweek schedule; both teams have not seen the other's weekend rotation.

As of March 6, Purdue ranks second in the Big Ten with a .974 fielding percentage thanks in large part to the consistency of **Jake Hansen** and **Sean McHugh** on the left side of the field. While being full-time starters at shortstop and third base, respectively, for the first time as Boilers, they have committed a combined one error in 85 defensive chances. Hansen, McHugh and their teammates also endured cold weather last weekend in Birmingham, faring better defensively than Samford did on its home field.

Entering the weekend Illinois-Chicago may have the same number of wins as Purdue, but the Flames' résumé looks better thanks to a season-opening victory at 24th-ranked Texas A&M and a series victory at Santa Clara. Last weekend in Nashville, UIC played No. 2 Vanderbilt tough twice, forcing extra innings in the series finale.

Friday starter Tomas Michelson, who was a high school teammate of Amaro's at Neuqua Valley in Naperville, worked 7 1/3 shutout innings of four-hit ball in the season-opening win at Texas A&M. He also earned the victory in the series opener at Santa Clara. He pitched two innings of one-hit relief against the Boilers last season at Lambert Field, keeping Purdue off the scoreboard despite issuing three walks. **Stephen Talbott** and McHugh faced the right-hander that day.

Sunday starter Joey Begel's performance highlighted the Flames' extra-inning loss at Vanderbilt. He struck out six and surrendered only three hits over 7 1/3 innings of one-run ball. Ian Lewandowski has been the key man out of the bullpen, giving up just two runs on six hits in 12 2/3 innings over five appearances.

Tyler Detmer (.400, 7 RBI) and Alex Grunewald (3 HR, 7 RBI) have led the way at the plate for UIC early this season. The Flames have been strikeout prone, averaging nine Ks per game. Purdue has also had issues with strikeouts, fanning just under seven times per game.

**Robert Ramer** has earned three wins against UIC as a midweek starter, giving up five runs over 13 innings while issuing only one walk. Talbott has gone 6-for-11 with four walks and 10 runs scored against the Flames' midweek pitching the last two years.

The Boilermakers are scheduled to play Illinois-Chicago five times this year. The Flames visit Alexander Field for midweek dates on March 19 and April 24. The March 19 date will be the first

regular-season game in the history of Alexander Field.

# – CAREER STATS VS ILLINIOS-CHICAGO –

Player	GP-GS	Avg	AB	R	H	2B	3B	HR	RBI	TB	SLG	BB	HBP	OBP	SF	SH	SB
K. Bischoff	3 -0	.000	2	0	0	0	0	0	0	0	.000	0	0	.000	0	0	0-0
A. Cianfrocco	3 -3	.444	9	5	4	1	0	0	4	5	.556	1	2	.538	1	0	0-0
J. Hansen	3 -0	.250	4	0	1	0	0	0	1	1	.250	0	0	.250	0	0	0-0
B. Krieg	2 -0	.000	1	0	0	0	0	0	0	0	.000	0	0	.000	0	0	0-0
S. McHugh	4 -2	.444	9	3	4	2	0	0	3	6	.667	1	0	.500	0	0	0-0
S. Talbott	4 -4	.545	11	10	6	1	0	0	2	7	.636	4	1	.647	1	0	3-5

Player	ERA	W-L	APP	GS	CG	SHO	SV	IP	H	R	ER	BB	SO	B/Avg
B. Andrzejewski	7.71	0 -0	2	0	0	0/0	0	2 1/3	3	3	2	1	2	.250
J. DeAno	0.00	0 -0	2	0	0	0/0	0	2	1	0	0	3	2	.167
P. Gannon	2.25	0 -0	2	0	0	0/0	0	4	5	1	1	2	3	.294
R. Ramer	3.46	3 -0	3	3	0	0/0	0	13	14	5	5	1	7	.275

# – 2013 PURDUE STADIUM TOUR: ROAD GAMES AT BALLPARKS OF NOTE –

Date(s)	Opponent	Stadium	Location	Notable Pro Home Team/Historical Significance
Feb. 15	Connecticut	Fla. Auto Exh. Stadium	Dunedin, Fla.	Dunedin Blue Jays (High A), Blue Jays Spring Training
Feb. 16	South Florida	Bright House Field	Clearwater, Fla.	Clearwater Threshers (High A), Phillies Spring Training
Feb. 17	U of L & UConn	Al Lang Stadium	St. Petersburg, Fla.	Long-time host of MLB Spring Training games
Feb. 22-24	Samford & MSU	Dudy Noble Field	Starkville, Miss.	Multiple-time NCAA Regional Host
March 13	Louisville	Patterson Stadium	Louisville, Ky.	Multiple-time NCAA Regional Host
March 29-31	Penn State	Medlar Field	University Park, Pa.	State College Spikes (A), Pittsburgh Pirates NYPL Affiliate
May 10-12	Michigan	Ray Fisher Stadium	Ann Arbor, Mich.	Multiple-time NCAA Regional Host
May 22-26	Conf. Tourney	Target Field	Minneapolis, Minn.	Minnesota Twins

### MULTI HIT GAMES: 2013

Player	2	3	4	5+	Total
Brandon Krieg	3	—	1	—	4
Josh Estill	2	2	—	—	4
Sean McHugh	2	—	1	—	3
Conner Hudnall	1	—	1	—	2
Angelo Cianfrocco	2	—	—	—	2
Jake Hansen	2	—	—	—	2
Stephen Talbott	—	1	—	—	1
Jack Amaro	1	—	—	—	1
Cody Strong	1	—	—	—	1
Kyle Wood	1	—	—	—	1
<b>Team</b>	<b>15</b>	<b>3</b>	<b>3</b>	<b>—</b>	<b>21</b>

### MULTI HIT GAMES: 2012 BIG TEN PLAY

Player	2	3	4	5+	Total
Stephen Talbott	4	1	—	—	5
Angelo Cianfrocco	2	—	—	—	2
Sean McHugh	1	—	—	—	1
Bennett Oliver	1	—	—	—	1
<b>Team</b>	<b>56</b>	<b>19</b>	<b>—</b>	<b>—</b>	<b>75</b>

### CAREER MULTI-HIT GAMES\*

Player	2	3	4	5+	Total
Stephen Talbott	22	10	3	—	35
Angelo Cianfrocco	17	6	—	—	23
Sean McHugh	6	1	1	—	8
Brad Schreiber	4	2	—	—	6
Jake Hansen	4	—	—	—	4
Brandon Krieg	3	—	1	—	4
Bennett Oliver	1	—	—	—	1

### MULTI-RBI GAMES: 2013

Player	2	3	4	5+	Total
Brandon Krieg	2	—	—	—	2
Stephen Talbott	2	—	—	—	2
Conner Hudnall	—	1	—	—	1
Sean McHugh	1	—	—	—	1
<b>Team</b>	<b>5</b>	<b>1</b>	<b>—</b>	<b>—</b>	<b>6</b>

### MULTI-RBI GAMES: 2012 BIG TEN PLAY

Player	2	3	4	5+	Total
Angelo Cianfrocco	1	2	—	—	3
Sean McHugh	1	—	—	—	1
<b>Team</b>	<b>12</b>	<b>12</b>	<b>2</b>	<b>—</b>	<b>26</b>

### CAREER MULTI-RBI GAMES\*

Player	2	3	4	5+	Total
Angelo Cianfrocco	7	4	1	—	12
Stephen Talbott	6	3	2	—	11
Sean McHugh	6	1	1	—	8
Brad Schreiber	2	1	1	—	4
Brandon Krieg	2	—	—	—	2
Bennett Oliver	1	—	—	—	1

\*Active Multi-Year Purdue Letter-Winners Only

### CAREER INDIVIDUAL HONORS

#### Brad Schreiber, RS-Junior Pitcher

2010 Big Ten Freshman Team Relief Pitcher  
Big Ten Pitcher of the Week, March 28, 2011  
Selected by Twins in 40th Round of 2012 MLB Draft  
Selected by Brewers in 42nd Round of 2009 MLB Draft

#### Stephen Talbott, Senior Outfielder

2011 Third Team All-Big Ten Outfielder  
Big Ten Player of the Week, March 12, 2012

#### Angelo Cianfrocco

Big Ten Player of the Week, Feb. 28, 2011

#### Josh Estill

Big Ten Freshman of the Week, Feb. 19, 2012

### BOILERMAKERS TRAVEL TO THE WINDY CITY FOR WEEKEND SERIES AT UIC

- Purdue begins its spring break trip with a visit to the Windy City for a three-game weekend series at Illinois-Chicago. After returning home Sunday night, the second half of the spring break trip begins Monday with a trip to Cincinnati. Purdue has a five-game week on tap next week featuring games at Cincinnati, Louisville and a series at Evansville.
- Much of the Midwest, including Chicago, was hit by a snowstorm this week but thanks to the artificial field turf surface at the Flames' Les Miller Field, the series should be able to be played even if there are still large piles of snow outside the stadium.
- The Boilermakers have won five straight against UIC dating back to 2009. The two teams have played a home-and-home midweek series each of the last two years, with Purdue winning the four games by a combined margin of 52-10. But the Flames' weekend rotation figures to present much more of a challenge, especially with the Purdue offense struggling during the current six-game losing streak.
- The Boilermakers have nine players on travel roster this weekend that are natives of the Chicagoland area: **Pat Gannon** (Evergreen Park), **Kyle Wood** (Orland Park), **Eddie De LaRiva** (Blue Island), **Mike Lutz** (North Barrington), **Tim McElroy** (Roselle), **Jack Picchiotti** (Oak Park), **Joe Eichmann** (Libertyville), **Patrick Kenney** (Gurnee) and **Jack Amaro** (Naperville). Meanwhile, associate head coach **Jeff Duncan** is a native of Joliet.

### WEEKEND SWEEP AT SAMFORD EXTENDS PURDUE'S LOSING SKID TO SIX

- The Boilermakers have lost six straight games, their longest losing streak since starting the 2008 season 0-9. Purdue was swept in a three-game series at Samford March 1-3, suffering its first series sweep since May 2011 at Michigan State and its first sweep against a nonconference opponent since March 2009 at Texas State.
- Samford also won the season series with the Boilers four games to one. The Bulldogs hit five home runs in the series, including a first-inning grand slam in the first game of the weekend and a big three-run shot that proved to be the difference in game two.
- Purdue has been outscored 41-18 during the six-game skid. The Boilermakers are batting only .211 as a team in the six straight losses, including a .159 clip (7-for-44) with runners in scoring position. The pitching staff has issued 34 walks and hit seven batters while recording only 25 strikeouts in 49 innings pitched.

### SOLID DEFENSE ONE OF THE FEW HIGHLIGHTS DURING LOSING STREAK

- Purdue has committed only three errors while turning five double plays during the current six-game losing streak, providing one of the few highlights during the rough stretch. The Boilermakers have committed only 11 errors in their first 11 games, with seven of those miscues coming in the first two games. As of March 6, Purdue's .974 fielding percentage ranked second in the Big Ten. The Boilers have also turned a league-high 13 double plays. Purdue opponents have committed 18 errors this year.
- **Jake Hansen** and **Sean McHugh** have been particularly good on the left side of the infield. Hansen has not committed an error in 53 chances at shortstop, contributing to seven of the 13 double plays. McHugh has made only one error in 32 chances in his first season at third base. **Conner Hudnall** has a pair of outfield assists, both coming on runners he threw out at the plate.

### PURDUE AMONG NATIONAL LEADERS IN NEW PLAYERS THAT HAVE SEEN ACTION

- With **Cody Webster** making his baseball debut in the eighth inning of the March 3 series finale at Samford, 15 new Boilermakers have now seen action this season. With 12 freshmen and 15 new players having taken the field for the first time this season, Purdue ranks fifth nationally in both categories.
- Webster made the team as a left-handed pitcher during pre-season practice. He is also the punter on the Purdue football team. Travis Dorsch was the last student-athlete to play football (1998-01) and baseball (1999-00) at Purdue. He was a punter/kicker on the football team and pitcher for baseball. Dorsch later played in the NFL.
- Upperclassmen, specifically seniors, were a driving force behind Purdue's program-record 45-win season and Big Ten title in 2012. The Boilermakers graduated 15 seniors and also lost three juniors that were selected in the MLB First-Year Player from last season's team.

#### **MOST FRESHMEN TO HAVE PLAYED**

*Includes Redshirt-Freshmen*

1. Iona	15
2. Tennessee	14
3. St. John's	13
Florida	13
5. <b>Purdue</b>	<b>12</b>
Four Others	12

#### **MOST FIRST-YEAR PLAYERS TO HAVE PLAYED**

1. Texas Tech	20
2. Fla. International	18
Georgia State	18
4. Tennessee	17
5. <b>Purdue</b>	<b>15</b>
Three Others	15

### KRIEG GOES DEEP, McHUGH POSTS FIRST FOUR-HIT GAME IN SERIES FINALE AT SAMFORD

- **Brandon Krieg** connected for a two-run homer, his first collegiate long ball, in the fifth inning of the series finale at Samford, making it a one-run game at the time. Krieg joins **Conner Hudnall** and **Kyle Wood** as Boilers to go deep this season. All three players homered for the first times in their Purdue careers. **Jake Hansen** (3-for-9) and Krieg (4-for-13) hit safely in all three games of the Samford series.
- **Sean McHugh** posted his first collegiate four-hit game March 3 at Samford, finishing only a home run shy of the cycle. He tripled and doubled in his first two at-bats and was 4-for-4 after recording an RBI single in the seventh. He joined Hudnall and Krieg as Boilers to record four-hit games this year, all coming against Samford.

### SCHREIBER MOVES ATOP PURDUE ALL-TIME LIST FOR GAMES AS HEAD COACH

- **Doug Schreiber** coached his 793rd game as the leader of the Boilermakers on Feb. 22 in the 3-2 loss to No. 5 Mississippi State, moving past Dave Alexander to the top spot on the Purdue all-time list. Schreiber played for Alexander at Purdue from 1983-86. The 15-year head coach surpassed Alexander's program wins record in April 2012.
- Schreiber is on pace to coach his 800th career at Purdue at Illinois-Chicago this weekend.

## 2013 BIG TEN CONFERENCE STANDINGS

AS OF MARCH 5	- BIG TEN -				- OVERALL -				
	W	L	Pct.	GB	W	L	Pct.	Last 10	Streak
Indiana	0	0	.000	—	6	2	.750	—	W-4
Northwestern	0	0	.000	—	4	2	.667	—	W-1
Illinois	0	0	.000	—	7	4	.636	6-4	L-1
Ohio State	0	0	.000	—	6	4	.600	6-4	W-1
Minnesota	0	0	.000	—	6	5	.545	5-5	L-1
Michigan	0	3	.000	—	5	6	.455	5-5	L-1
Michigan State	0	0	.000	—	4	5	.444	—	L-1
Iowa	0	0	.000	—	4	6	.400	4-6	L-2
Penn State	0	0	.000	—	3	7	.300	3-7	L-1
<b>Purdue</b>	<b>0</b>	<b>0</b>	<b>.000</b>	<b>—</b>	<b>3</b>	<b>8</b>	<b>.273</b>	<b>2-8</b>	<b>L-6</b>
Nebraska	0	4	.000	—	2	7	.222	—	W-2

### 2013 BIG TEN PRESEASON TOP SIX COACHES POLL

1. Indiana
  2. Nebraska
  3. Michigan State
  4. Ohio State
  5. Minnesota
  6. Illinois
- Big Ten Tournament*  
May 22-26 at Target Field  
in Minneapolis

#### Weekend of March 1-3

##### **Purdue at Illinois-Chicago**

Illinois at Baylor  
Indiana at Florida  
Michigan State at #7 Kentucky  
Nebraska at Louisiana Tech  
Northwestern at Missouri State  
Penn State at Houston Baptist  
Minnesota hosts Western Illinois (Metrodome)  
Michigan at San Diego Tournament  
Iowa at Port Charlotte, Fla. Tournament  
Ohio State at Coastal Carolina Tournament

#### Recent Results • Weekend of March 1-3

##### **Purdue was swept in a 3-game series at Samford**

Nebraska went 2-0 versus New Mexico  
Michigan State lost 2-of-3 at Austin Peay  
Illinois went 3-1 at Texas-Arlington Tournament  
Ohio State lost 2-of-3 at DeLand, Fla. Tournament  
Indiana went 3-0 at Coastal Carolina Tournament  
Iowa lost 2-of-3 at Arkansas-Little Rock Tournament  
Michigan won 3-of-4 at Port Charlotte, Fla. Tournament  
Penn State won 2-of-3 at Texas-San Antonio Tournament  
Minnesota lost 2-of-3 at Metrodome Tournament  
Northwestern at Missouri, Series Canceled

### **FIVE-RUN EIGHTH INNING RALLY LIFTS BOILERS TO WIN AGAINST SAMFORD**

• The Boilermakers pounded out 16 hits in their 9-4 win against Samford Feb. 22, scoring eight of their nine runs from the seventh through ninth innings. **Brandon Krieg** and **Conner Hudnall** had four hits apiece in the win, marking the first time that two Boilers had four hits in the same game since Cameron Perkins and **Stephen Talbott** did it in March 2012 in the finale of a series at Murray State.

• **Brad Schreiber** limited Samford to only four hits over six innings. He was charged with three runs, two scoring after he gave way to **Eddie De LaRiva** out of the Purdue bullpen with the bases loaded and no outs in the seventh inning. The freshman minimized the damage in the seventh inning, keeping Purdue within a run at 3-2 after inducing a 6-4-3 double play. The freshman closed out the win with three innings of one-run relief, earning his second win of the year.

### **BASES-LOADED WALKS BURN BOILERS IN SUNDAY LOSS TO SAMFORD IN STARKVILLE**

• Purdue rallied for a three-run inning in the seventh to tie the game, but Samford capitalized on a pair of bases-loaded walks in the top of the eighth to answer back and defeat the Boilers, 6-3, on the final day of the Diamond Classic at Dudy Noble Field.

• Purdue starting pitcher **Kyle Wood** left the game due to arm soreness with one out in the second inning. Wood did not play in the series sweep at Samford. He's expected to be skipped in the rotation again this weekend at UIC but should be available to bat in the lineup as a designated hitter.

• The Boilermakers used eight pitchers in the game, including four in the eighth inning. **Kyle Upp's** three innings of one-hit relief highlighted the day on the mound. There were 14 walks issued in the game, none bigger than the three straight issued by Purdue pitchers in the eighth inning. The Bulldogs took the lead thanks to back-to-back bases-loaded free passes and a sacrifice fly. Consecutive one-out singles from the bottom of the order ignited the rally.

• Two of three runs that Purdue scored in the bottom of the seventh came across on wild pitches. After pounding out 16 hits in Friday's win versus Samford, the Boilers managed only five hits – all singles – Sunday against starting pitcher Alex Milazzo. The right-hander walked six and struck out seven over seven innings.

### **MINCH IMPRESSES AS PURDUE DROPS A PAIR OF ONE-RUN GAMES TO #5 MISSISSIPPI STATE**

• Purdue played No. 5 Mississippi State tough twice at the Diamond Classic in Starkville but lost a pair of one-run games, 3-2 and 7-6. It was the Boilers' first visit to Dudy Noble Field since the 1987 NCAA Regional.

• **Jordan Minch** worked six innings of one-run ball against MSU Friday, keeping the home team off the scoreboard until giving up a leadoff home run in the sixth inning. He walked three and struck out five, recording a number of key outs to end innings and leave runners on base. The lefty bounced back nicely after a tough first weekend in which he didn't make it out of the first inning in his collegiate debut.

• **Kyle Wood** delivered a pair of big hits in the games against MSU. He connected for a two-out, game-tying double in the eighth inning Friday, plating **Brandon Krieg** from first base. Wood also hit his first collegiate home run Saturday against the Bulldogs. A walk to Wood followed by three straight singles set the stage for a four-run inning in the Saturday night game.

• **Jack Picchiotti** and **Stephen Talbott** singled in the ninth inning against MSU closer Jonathan Holder, who entered the night having struck out 11 of the 13 batters he had faced this season. Five of the six Boilers to come to the plate in the ninth inning put the ball in play and Purdue scored an unearned run while putting the potential tying run on third base.

### **HIGHS & LOWS OF THE SEASON-OPENING WEEKEND**

• Thanks to victories against Connecticut to open and close the Big East/Big Ten Challenge, Purdue posted a 2-2 record in Florida and teamed with Indiana to help the Big Ten win the Challenge, 4-3. The first two days of the new season featured some highs and lows. Friday, the Boilers scored seven times in the fourth inning and used the big inning to beat UConn, 11-8. **Brandon Krieg** and **Stephen Talbott** delivered consecutive two-run doubles during the rally. The next day against South Florida, Purdue gave up nine runs in the first inning and got blown out 20-2. It marked the first time the Boilers had surrendered 20-plus runs since a March 2010 loss at Missouri. Notre Dame's 11-run rally at the 2011 Big East/Big Ten Challenge represented the last time Purdue gave up nine-plus runs in an inning.

• The Boilermakers were much more competitive on Sunday, splitting games with No. 4 Louisville and UConn. Thanks to a four-run third inning, Purdue was tied with the Cardinals, 4-4, until the eighth inning. Louisville scored five times off the Boilers' bullpen in the final two frames to win the game, 9-4. But thanks to a three-run first inning and **Robert Ramer's** complete-game effort, Purdue bounced back to beat UConn, 5-3, in the nightcap Sunday. The Boilermakers have won three straight season openers and are 4-0 versus Connecticut over the last three seasons.

### - 2013 SITUATIONAL STATISTICS: TEAM LEADERS -

#### WITH RUNNERS ON

1. Sean McHugh, .429 (9-21)
  2. Brandon Krieg, .400 (6-15)
  3. Jake Hansen, .333 (3-9)
- Team:** .256 (42-164)

#### WITH RUNNERS IN SCORING POSITION

1. Jack Amaro, .500 (2-4)
  2. Sean McHugh, .389 (7-18)
  3. Brandon Krieg, .300 (3-10)
- Team:** .260 (26-100)

#### WITH TWO OUTS

1. Sean McHugh, .350 (7-20)
  2. Stephen Talbott, .333 (5-15)
  3. B. Krieg/K. Wood, .333
- Team:** .216 (25-116)

#### TWO-OUT RBIs

1. Conner Hudnall, 4
  2. Sean McHugh, 3
  3. Kyle Wood, 2
- Team:** 12



### ESTILL NAMED BIG TEN FRESHMAN OF THE WEEK

- **Josh Estill** hit safely in all four games while making starts at three different positions during the season-opening weekend, earning Big Ten co-Freshman of the Week honors for his impressive collegiate debut. He finished the weekend a team-best 7-for-15, reaching base safely in 10 of his 17 plate appearances. The San Diego area native started the first two games at designated hitter. In Sunday's doubleheader against Louisville and Connecticut, he was the starting catcher in game one and the first baseman in the nightcap.
- Estill had three hits in the season-opening win against Connecticut Friday. He reached base safely twice during the Boilers' seven-run fourth inning rally. Sunday versus No. 4 Louisville, he had two hits, including an RBI single with the bases loaded during Purdue's four-run third inning rally that tied the game.
- **Sean McHugh** (6-for-15) also hit safely and **Jake Hansen** (4-for-10, 3 walks) reached base safely in all four games of the season-opening weekend at the Big East/Big Ten Challenge.
- Estill was one of 14 new players to make their Purdue debuts over the weekend. Eleven of those 14 players were true freshmen. Estill's classmates **Eddie De LaRiva** and **Patrick Kenney** earned the win and the save in the season opener against Connecticut, respectively.

### HUDNALL GOES DEEP IN PURDUE DEBUT

- Consecutive two-out singles from **Brandon Krieg** and **Stephen Talbott** set the stage for **Conner Hudnall's** three-run homer in the fifth inning of the season-opening win against Connecticut. The long ball put the Boilers in front 10-2 and they went on to win, 11-8. Hudnall, a junior college transfer from Glen Oaks in Michigan, became the first Purdue player to homer in a season opener since **Cameron Perkins** in 2010. Perkins was also the last Boiler to go deep in his debut with the team.
- Hudnall finished the weekend with a team-best five RBI, driving in a run in three of the four games. From right field, he also threw out a runner at home plate who was trying to tag up and score on a fly ball out in the first inning of the Connecticut win on Sunday. It was the first of three double plays turned by Purdue in support of **Robert Ramer's** complete-game effort on the mound.

### WOOD BECOMES FIRST PURDUE STARTING PITCHER TO BAT SINCE 2003

- Redshirt-freshman **Kyle Wood** has started games at first base, pitcher, designated hitter and right field. He was also in the batting order in his two starts on the mound, becoming the first Purdue starting pitcher to bat in the lineup since Daniel Underwood did it five times over the final month of the 2003 campaign.
- In the Feb. 17 game against Louisville with Wood on the mound, the Boilers found themselves down 4-0 entering the bottom of the third. The Chicagoland native recorded an RBI during a four-run rally as Purdue tied the game. But more importantly he shut the Cardinals down after the third inning, working four scoreless frames before giving way to the bullpen after escaping a jam in the seventh. Having not recorded a strikeout yet, the lefty fanned the No. 3 and No. 5 hitters in the lineup for the final two outs of the seventh inning, leaving the potential tying run on third base.

### McHUGH MAKES THE MOVE TO THIRD BASE

- Junior **Sean McHugh** was a part-time start on the 2012 Big Ten Championship, maximizing his opportunities by batting .317 with 10 extra-base hits, 24 RBI and a .549 slugging percentage. He was Purdue's regular catcher in midweek action and made five starts at designated hitter in the final three weeks of the season, including two of the NCAA Regional games. After playing for the Yarmouth-Dennis Red Sox in the Cape Cod League in the summer of 2012, he is projected to move to third base and bat third in the lineup for Purdue this season.
- McHugh played a starring role in two of the Boilers' most dramatic moments of 2012. In the 10-run ninth inning rally in the comeback win in the finale of the UCLA series, he ignited the rally with a leadoff walk and later knocked in the go-ahead run with the third of Purdue's seven consecutive two-out hits. He did all that despite having not played the entire weekend until the eighth inning of Sunday's game. Nine days later in the final game in the history of Lambert Field, McHugh connected for the game-tying, pinch-hit home run with two outs in the ninth inning. Purdue went on to defeat Indiana State in 10 innings.

### RAMER BACK FOR FIFTH YEAR AFTER EARNING DEGREE

- Fifth-year senior Robert Ramer is a big reason why Purdue has won 17 straight midweek games dating back to March 2011, serving as the starting pitcher in 10 of those games. But the Northern California native was also there when the Boilers needed him during the 2012 postseason, taking the ball in the Big Ten Tournament championship game victory against Indiana and also starting the NCAA Regional game against Kentucky. Purdue went 9-1 in Ramer's 10 starts in 2012 and are 17-2 when he has started during his career. His 13-1 career record represents a program record for career winning percentage.
- Ramer issued only two walks in 50 1/3 innings last season, establishing a Purdue single-season records (minimum 30 innings) for fewest walks per nine innings (0.358) and strikeout-to-walk ratio (15.0). He came up just shy of enough innings to qualify for the national leaders in both categories. He earned his bachelor's degree in management last year and is currently pursuing an MBA at Purdue. He'll have a chance to be a four-time Academic All-Big Ten honoree this year.

### SCHREIBER & WOOD RETURN FROM INJURY

- Had they been healthy in 2012, it's possible **Brad Schreiber** and **Kyle Wood** could have been part of Purdue's weekend rotation. Both players redshirted after having Tommy John surgery. While they were out, the Purdue pitching staff still managed to post new school records for ERA (3.16), WHIP (1.21) and fewest walks per nine innings (2.18). So while Purdue lost its four All-Big Ten pitchers from last season, getting Schreiber and Wood back from injury gives the rotation a nice boost.
- Schreiber was Purdue's most consistent pitcher for the first half of the 2011 season, helping the Boilers win six of his eight starts. He was leading the Big Ten in strikeouts (50) when he suffered an arm injury in the April series at Penn State. Wood is projected to be the Boilers' top two-way player this season. He's scheduled to play outfield and first base as well as pitch and remain in the lineup on the days he starts on the mound. Wood batted .444 (8-for-18) in Purdue's five-game Gold and Black Series this past fall.

### - SABERMETRIC STATISTICS -

2013 Team Leaders Among Regulars (Min. 15 At-Bats/4 Innings Pitched)

PLAYER	wOBA	BABIP	OPS	TOUGH TO K	PITCHER	BABIP	WHIP	K/BB	K/9	Hits/9
Brandon Krieg	.446	.353	.827	6.83	Brad Schreiber	.214	1.43	0.70	4.50	6.43
Jake Hansen	.388	.385	.865	6.00	Jordan Minch	.326	1.98	0.91	6.59	10.54
Kyle Wood	.376	.250	.835	3.60	Robert Ramer	.408	1.77	3.33	4.82	14.46
Sean McHugh	.341	.350	.788	11.0	Kyle Wood	.367	1.56	2.00	4.32	11.88
Josh Estill	.341	.371	.658	5.86	Mike Lutz	.333	1.77	1.00	3.68	12.27
Conner Hudnall	.290	.270	.618	6.29	Eddie De LaRiva	.483	2.40	2.00	5.40	18.90
Angelo Cianfrocco	.277	.313	.530	2.88	Kyle Upp	.300	1.93	—	—	11.57
Stephen Talbott	.268	.250	.475	4.20	Brett Andzrejewski	.444	2.25	1.00	2.25	18.00
Kyle Johnson	.212	.143	.337	4.50	Tim McElroy	.231	1.75	0.75	6.75	6.75
Jack Picchiotti	.154	.174	.327	6.75						

**WEIGHTED ON BASE AVERAGE (wOBA):** More value put on extra-base hits, reached on an error counts, sac flies count toward plate appearances but sac bunts do not. **BATTING AVERAGE ON BALLS IN PLAY (BABIP):** Subtracting home runs & strikeouts, adding sac flies, not including sac bunts. **OPS:** On-base percentage plus slugging percentage. **TOUGHEST TO STRIKEOUT (Tough to K):** Ratio of at-bats per strikeout. **WALKS & HITS PER INNING PITCHED (WHIP):** An average of the combined number of walks & hits allowed per inning pitched. **STRIKEOUT TO WALK RATIO (K/BB):** Ratio of strikeouts per each walk issued. **STRIKEOUTS PER NINE INNINGS (K/9):** Average number of strikeouts per nine innings pitched. **HITS PER NINE INNINGS (Hits/9):** Average number of hits allowed per nine innings pitched.

### – STARTING PITCHER BREAKDOWNS –

DATE	OPPONENT	DEC	IP	H	R-ER	BB	K
– Robert Ramer (Jr, RHP) –							
2/15	vs UConn	ND	4	2	2-1	3	3
2/22	vs Samford	ND	6	4	3-3	2	2
3/1	at Samford	L	4	4	5-4	5	2
– Jordan Minch (Fr, LHP) –							
2/16	vs USF	L	2/3	3	8-2	3	1
2/22	at Miss. State	ND	6	4	1-1	3	5
3/2	at Samford	L	6	7	4-4	5	2
– Robert Ramer (Sr, RHP) –							
2/17	vs UConn	W	9	13	3-3	0	6
2/23	at Miss. State	ND	5	9	5-5	2	1
3/2	at Samford	L	4.2	8	6-6	1	3
– Kyle Wood (RS-Fr, LHP) –							
2/17	vs Louisville	ND	7	9	4-4	2	2
2/24	vs Samford	ND	1.1	2	1-1	0	2

### – WIN/SAVE RELIEF APPEARANCES –

DATE	OPPONENT	DEC	IP	H	R-ER	BB	K
– Eddie De LaRiva (Fr, RHP) –							
2/15	vs UConn	W	2.2	6	2-2	0	2
2/22	vs Samford	W	3	4	1-1	1	2
– Patrick Kenney (Fr, RHP) –							
2/18	vs UConn	S	2	1	0-0	2	1

### – RECORDS WHEN HE STARTED –

PLAYER	STARTS	TEAM	PITCHER	RELIEF
– 2013 –				
Robert Ramer	3	1-2	1-1	–
Brad Schreiber	3	2-1	0-1	–
Jordan Minch	3	0-3	0-2	–
Kyle Wood	2	0-2	0-0	–
– 2012 –				
Robert Ramer	10	9-1	6-1	0-0
Connor Podkul	9	6-3	2-3	0-0
Mike Gaglianese	1	1-0	0-0	0-0
– 2011 –				
Brad Schreiber	8	6-2	4-0	–
Robert Ramer	6	5-1	4-0	1-0
– 2010 –				
Robert Ramer	3	3-0	2-0	0-0
Pat Gannon	3	3-0	3-0	1-1
Brad Schreiber	1	0-1	0-1	2-0
– MULTI-YEAR CAREER AS STARTER –				
Robert Ramer	22	18-4	13-2	1-0
Brad Schreiber	12	8-4	4-2	2-0

### – QUALITY PITCHING PERFORMANCES –

Pitcher (W/L/S/ND)	Opponent	IP	ER	K
Patrick Kenney (S)	UConn	2	0	1
Mike Gaglianese (ND)	USF	2	0	2
Kyle Wood (ND)	Louisville	7	4	2
Robert Ramer (W)	UConn	9	3	6
Brad Schreiber (ND)	Samford	6	3	2
Eddie De LaRiva (W)	Samford	3	1	2
Jordan Minch (ND)	Miss. State	6	1	5
Tim McElroy (ND)	Miss. State	2	0	1
Kyle Upp (ND)	Samford	3	0	0
Jordan Minch (L)	Samford	6	4	2
Mike Lutz (ND)	Samford	2	0	1

**2013 Team Total:** 1 – Jordan Minch 2, Eddie De LaRiva 1, Mike Gaglianese 1, Patrick Kenney 1, Mike Lutz 1, Tim McElroy 1, Robert Ramer 1, Brad Schreiber 1, Kyle Wood 1, Kyle Upp 1

### Requirements for inclusion in this chart

- **Starter:** 6 IP & 4 ER or fewer –or– 5 IP & 3 ER or fewer
- **Long Relief:** 3 IP & 2 ER or fewer
- **Short Relief 1:** 2 IP & 1 ER or fewer
- **Short Relief 2:** 1+ IP, no H/BB/HBP

### – HIT SAFELY IN EVERY GAME OF A WEEKEND –

Big Ten/Big East (4)	MSU Tourney (4)	Samford	Illinois-Chicago
Josh Estill (7-for-15)	None	Brandon Krieg (4-for-13)	
Sean McHugh (6-for-15)		Jake Hansen (3-for-9)	
<b>Evansville</b>	<b>Ohio State</b>	<b>Penn State</b>	<b>Northwestern</b>
<b>Illinois</b>	<b>Nebraska</b>	<b>Michigan State</b>	<b>Southern Illinois</b>
<b>Michigan</b>	<b>Iowa</b>	<b>Big Ten Tourney</b>	

### – SCORED A RUN\* OR DROVE IN A RUN^ IN EVERY GAME OF A WEEKEND –

Big Ten/Big East (4)	MSU Tourney (4)	Samford	Illinois-Chicago
None	None	None	
<b>Evansville</b>	<b>Ohio State</b>	<b>Penn State</b>	<b>Northwestern</b>
<b>Illinois</b>	<b>Nebraska</b>	<b>Michigan State</b>	<b>Southern Illinois</b>
<b>Michigan</b>	<b>Iowa</b>	<b>Big Ten Tourney</b>	

### – TWO-OUT RBI BREAKDOWN –

– 2013 SEASON –				– PURDUE CAREER –		
PLAYER	TWO-OUT RBIs	TOTAL RBIs	PCT	TWO-OUT RBIs	TOTAL RBIs	PCT
Kyle Bischoff	–	–	–	0	1	.000
Angelo Cianfrocco	0	2	.480	24	59	.407
Josh Estill	0	2	.000	0	2	.000
Jake Hansen	1	3	.000	1	7	.143
Conner Hudnall	4	5	.800	4	5	.800
Kyle Johnson	0	1	.000	0	1	.000
Brandon Krieg	1	6	.250	1	6	.167
Sean McHugh	3	8	.333	22	38	.579
Bennett Oliver	0	1	.000	3	6	.500
Jack Picchiotti	0	2	.000	0	2	.000
Brad Schreiber	–	–	–	4	18	.222
Stephen Talbott	1	4	.250	25	61	.410
Kyle Wood	2	3	.667	2	3	.667

### – 2013 INHERITED RUNNERS STRANDED/SCORED RECAP –

PITCHER	INHERITED	SCORED	PERCENTAGE	RELIEF APP
Brett Andrzejewski	6	3	.500	4
Eddie De LaRiva	5	4	.800	4
Joe Eichmann	0	0	–	2
Mike Gaglianese	1	1	1.000	2
Pat Gannon	3	1	.333	3
Kyle Johnson	5	4	.800	3
Patrick Kenney	4	1	.250	3
Mike Lutz	3	2	.667	4
Tim McElroy	4	0	.000	4
Jordan Minch	2	2	1.000	1
Kyle Upp	2	2	1.000	3
Cody Webster	0	0	–	1
<b>Team</b>	<b>35</b>	<b>20</b>	<b>.571</b>	<b>34</b>

### – GROUND BALL DOUBLE PLAYS INDUCED –

– 2013 –		– PURDUE CAREER –	
PITCHER	GDPs	INNINGS	GDPs
Brett Andrzejewski	1	4	2
Jack DeAno	–	–	1
Eddie De La Riva	1	6 2/3	1
Joe Eichmann	0	3 1/3	1
Mike Gaglianese	1	3	2
Pat Gannon	0	1 2/3	6
Kyle Johnson	0	2/3	0
Patrick Kenney	1	3	1
Mike Lutz	1	7 1/3	1
Tim McElroy	0	4	0
Jordan Minch	2	13 2/3	2
Connor Podkul	–	–	3
Robert Ramer	3	18 2/3	12
Brad Schreiber	1	14	5
Kyle Upp	0	4 2/3	0
Kyle Wood	1	8 1/3	1
Cody Webster	0	1	0



## - HITTING STREAKS -

PLAYER	2013		CAREER	'12 Big Ten	
	LONG	CURRENT		LONG	CURRENT
Stephen Talbott	3	1	10	5	4
Angelo Cianfrocco	-	-	7	4	2
Sean McHugh	5	2	6	-	2
Josh Estill	4	-	4	NA	NA
Conner Hudnall	4	-	4	NA	NA
Jake Hansen	4	4	4	-	-
Brandon Krieg	3	3	3	-	-
Kyle Wood	3	3	3	NA	NA

## - REACHED BASE SAFELY STREAKS -

PLAYER	2013		CAREER	'12 Big Ten	
	LONG	CURRENT		LONG	CURRENT
Stephen Talbott	4	1	17	6	4
Sean McHugh	5	2	12	-	2
Angelo Cianfrocco	3	1	11	4	3
Jake Hansen	5	4	6	-	-
Josh Estill	4	-	4	NA	NA
Conner Hudnall	4	-	4	NA	NA
Kyle Wood	3	3	3	NA	NA
Bennett Oliver	-	-	3	-	-

REACHING BASE SAFELY IS EITHER VIA A HIT, WALK OR HIT BY PITCH.

A STREAK IS DEFINED AS 3 OR MORE CONSECUTIVE GAMES.

## - 2013 HOME RUN TALLY -

PLAYER (SEASON #)	OPPONENT	ON	OUT	INNING
Conner Hudnall (1)	Connecticut	2	2	5
Kyle Wood (1)	Mississippi St.	0	2	5
Brandon Krieg (1)	Samford			
Team Total: 3				

## - TEAM RECORD WHEN HE HOMERS -

PLAYER (CAREER HR)	2013	CAREER
Angelo Cianfrocco (6)	-	3-2
Stephen Talbott (5)	-	3-1
Sean McHugh (5)	-	4-1
Brad Schreiber (4)	-	3-1
Brandon Krieg (1)	0-1	0-1
Conner Hudnall (1)	1-0	1-0
Kyle Wood (1)	0-1	0-1

## 2013 TEAM LEADERS IN RUNS ACCOUNTED FOR

Runs Scored plus RBI minus Home Runs

Brandon Krieg - 15  
 Connor Hudnall - 11  
 Sean McHugh - 10  
 Stephen Talbott - 10  
 Jake Hansen - 9  
 Kyle Wood - 7

## THE LAST TIME PURDUE

### TEAM/PLAYER/PITCHER...

- Had 7 at-bats (7-Ties PUR record)
- 7 - Cameron Perkins (Michigan St., 4-28-12)
- Had 5 hits (5-Ties PUR record)
- 5 - Kevin Plawecki (at Tenn. Tech, 3-20-11)
- Scored 5 runs (5-Ties PUR record)
- 5 - David Blount (at Morehead St., 2-27-11)
- Had 7 RBIs (9-Ties PUR record)
- 8 - Neal Gorka (Indiana, 4-16-06)
- Hit 3 doubles (4-Ties Purdue record)
- 3 - Kevin Plawecki (at Michigan St., 5-8-11)
- Hit 2 triples (2-Ties Purdue record)
- 2 - Tyler Spillner (Chicago State, 3-27-10)
- Hit 2 home runs
- 2 - Cameron Perkins (at Iowa, 5-17-12)
- Hit 3 home runs (3-Ties PUR record)
- 3 - Dan Black (vs Indiana, 5-24-08)
- Hit a grand slam
- Barrett Serrato (Michigan State, 4-27-12)
- Hit a pinch hit home run
- Sean McHugh (Indiana State, 5-15-12)
- Recorded 10 total bases
- Cameron Perkins (Indiana, 5-1-11)
- Recorded 10 strikeouts
- 10 - Lance Breedlove (at Ohio St., 3-24-12)
- Threw a 9-inning complete game
- Robert Ramer (vs Connecticut, 2-17-13)
- Shutout an opponent
- Won 3-0 vs Indiana (5-26-12)
- Played an extra-innings game
- Won 2-1 in 10 vs Indiana St. (5-15-12)
- Scored 20 runs (Purdue record, 37)
- 22 - at Murray State (3-10-12)
- Recorded 20 hits (Purdue record, 30)
- 30 - at Murray State (3-10-12)
- Recorded 20 RBIs (Purdue record, 27)
- 21 - at Murray State (3-10-12)
- Hit 7 doubles (Purdue record, 10)
- 8 - at Morehead State (2-27-11)
- Hit 3 triples (Purdue record, 4)
- 3 - at Ohio (3-19-10)
- Hit 3 home runs (Purdue record, 6)
- 4 - at Iowa (5-17-12)
- Struck out 12 batters (Purdue record, 17)
- 13 - vs Cincinnati (2-18-12)
- Turned 4 double plays (Purdue record, 5)
- 4 - at Murray State (3-10-12)
- Purdue scored 10+ runs in an inning
- 10 - 9th Inning at UCLA (5-6-12)
- Purdue batter did not strikeout
- at Nebraska (4-22-12)

## NEW PROGRAM RECORDS SET IN 2012

### SINGLE-SEASON TEAM MARKS

Wins: 45 (Previous Record: 37)  
 ERA: 3.16 (Previous: 3.35)  
 Innings: 527 2/3 (Previous: 504 1/3)  
 Fewest Walks per 9 IP: 2.18 (Previous: 2.63)  
 WHIP: 1.21 (Previous: 1.36)  
 Batting Average: 3.16 (Tied Record)  
 At-bats: 2,107 (Previous: 2,038)  
 Hits: 665 (Previous: 636)

## - CAREER-HIGH PERFORMANCES -

### Hits (Minimum 3)

PLAYER	TOTAL	OPPONENT & DATE
Conner Hudnall	4	vs Samford (2/22/13)
Brandon Krieg	4	vs Samford (2/22/13)
Sean McHugh	4	at Samford (3/3/13)
Stephen Talbott	4	On Three Occasions
Most Recently: at Ball State (4/11/12)		
Angelo Cianfrocco	3	on Five Occasions
Most Recently: at Ball State (4/11/12)		
Josh Estill	3	On Two Occasions
at Mississippi State (2/23/13)		
Brad Schreiber	3	on Two Occasions
Most Recently: at Morehead State (2/26/11)		

### RBIs (Minimum 3)

PLAYER	TOTAL	OPPONENT & DATE
Angelo Cianfrocco	4	Chicago State (3/26/10)
Sean McHugh	4	at Wichita State (3/16/12)
Brad Schreiber	4	at Southern Illinois (3/5/10)
Stephen Talbott	4	On Two Occasions
Most Recently: at Murray State (3/11/12)		
Conner Hudnall	3	vs Connecticut (2/15/12)

### MULTI-HOMER GAMES

PLAYER	HRs	OPPONENT & DATE
Angelo Cianfrocco	2	at Morehead State (2/26/11)
Stephen Talbott	2	at Missouri (3/30/10)

### LEADOFF HOME RUNS TO BEGIN A GAME

PLAYER	OPPONENT & DATE
Stephen Talbott	at Missouri (3/30/10)

### INNINGS PITCHED (Minimum 5)

PLAYER	TOTAL	OPPONENT & DATE
Robert Ramer	9	vs Connecticut (2/17/12)
Brad Schreiber	7	at UT Martin (3/13/11)
Connor Podkul	6 1/3	Illinois (4/15/12)
Pat Gannon	6	Chicago State (3/26/10)
Jordan Minch	6	at Samford (3/2/13)

### STRIKEOUTS (Minimum 5)

PLAYER	TOTAL	OPPONENT & DATE
Robert Ramer	9	IPFW (3/28/12)
Brad Schreiber	8	at Tenn. Tech (3/20/11)
Pat Gannon	7	at Tenn. Tech (3/18/11)
Connor Podkul	6	at Northwestern (4/8/12)

### COMPLETE GAMES (\$ = SHUTOUT)

PLAYER	IP	OPPONENT & DATE
Robert Ramer	9	vs Connecticut (2/17/13)

## - 2013 BIG-INNING BREAKDOWN - (Minimum 4 Runs Scored)

### PURDUE

RUNS	OPPONENT	INNING	DATE	WON GAME
7	vs Connecticut	T-4th	2/15/13	Yes, 11-8
5	vs Samford	T-8th	2/22/13	Yes, 9-4
4	at Miss. State	T-4th	2/23/13	No
4	vs Louisville	B-3rd	2/16/13	No

Purdue Big Innings: 4

### OPPONENTS

RUNS	OPPONENT	INNING	DATE	LOST GAME
9	vs South Fla.	T-1st	2/16/13	Yes, 20-2
4	at Samford	B-7th	3/03/13	Yes, 13-6
4	at Samford	B-3rd	3/03/13	Yes, 13-6
4	at Samford	B-1st	3/01/13	Yes, 8-0
4	vs South Fla.	T-7th	2/16/13	Yes, 20-2
4	vs Connecticut	B-5th	2/15/13	No

Opponent Big Innings: 6

## 2013 INNING-BY-INNING SCORING SUMMARY: ALL GAMES

	1	2	3	4	5	6	7	8	9	EX	Total
PURDUE	4	1	5	11	9	2	5	7	5	-	49
OPPONENTS	15	11	8	4	12	7	12	11	5	-	85
DIFFERENCE	-11	-10	+3	+7	-3	-5	-7	-4	E	-	-36

# - PURDUE ALL-TIME LEADERBOARDS FEATURING ACTIVE BOILERS -

## Winning Pct. (min. 10 decisions)

1. <b>Robert Ramer 2010-Pr</b>	<b>.875</b>
2. Phil Simpson, 1989-90	.769
3. Jeff Isom, 1991-93	.750
4. Sean O'Neil, 2000-02	.733
5. Jeremy Ballard, 1997-00	.722
6. Drew Wurdack, 2007-10	.706
7. Joe Haase 2009-12	.704
8. Mark Blosser, 1988-92	.700
Pete Schwartz, 1984-86	.700
10. Bob Hallas, 1979-82	.683
11. Matt Bischoff, 2007-10	.657
12. Ben Kaebisch, 1998-01	.643
Mike Huene, 1985-86	.643
14. Matt Morgan, 2007-11	.640
15. Chris Toneyguzzi, 2003-06	.625

## Fewest Walks Per 9 IP (min. 75 IP)

1. <b>Robert Ramer, 2010-Pr</b>	<b>1.515</b>
2. Lance Breedlove, 2011-12	1.664
3. Josh Lindblom, 2007-08	1.757
4. Mitch Pruemer, 2002-05	1.855
5. Matt Bischoff, 2007-10	1.921
6. Mike Huene, 1985-86	2.039
7. Nick Wittgren, 2011-12	2.152
8. Joe Hasse, 2009-12	2.263
9. Blake Mascarello, 2009-12	2.305
10. Sean Collins, 2009-12	2.333
11. Steve Cunningham, 1964-66	2.396
12. Andrew Groves, 2004-07	2.405
13. Ben Quick, 2000-01	2.558
14. Scott Byrnes, 2002-05	2.624
15. Jeff Reder, 1994-97	2.694

## Earned Run Average (min. 75 IP)

1. Steve Krull, 1965-67	1.46
2. Nick Wittgren 2011-12	2.54
3. Steve Cunningham, 1964-66	2.81
4. Bill Johnston, 1969-71	3.25
5. Mike Hedman, 1994-97	3.38
6. Lance Breedlove 2011-12	3.39
7. Chadd Blasko, 2000-02	3.47
8. Trae Dauby, 2003-06	3.49
9. Blake Mascarello 2009-12	3.51
10. Mike Snyder, 1981-84	3.58
11. Mike Purvis, 1964-65	3.59
12. Joe Haase 2009-12	3.61
13. Jeff Isom, 1991-93	3.91
14. Dan Sattler, 2004-06	3.97
15. Matt Bischoff, 2007-10	3.98
• <b>Brad Schreiber, 2010-Pr</b>	<b>3.99</b>
• <b>Robert Ramer 2010-Pr</b>	<b>4.13</b>

## Earned Run Average (min. 125 IP)

1. Steve Krull, 1965-67	1.46
2. Steve Cunningham, 1964-66	2.81
3. Bill Johnston, 1969-71	3.25
4. Mike Hedman, 1994-97	3.38
5. Lance Breedlove 2011-12	3.39
6. Chadd Blasko, 2000-02	3.47
7. Trae Dauby, 2003-06	3.49
8. Blake Mascarello 2009-12	3.51
9. Joe Haase, 2009-12	3.61
10. Jeff Isom, 1991-93	3.91
11. Dan Sattler, 2004-06	3.97
12. Matt Bischoff, 2007-10	3.98
13. Andy Swain, 1985-89	4.11
14. <b>Robert Ramer, 2010-Pr</b>	<b>4.13</b>
15. Matt Kinzer, 1982-84	4.14

## Strikeout-to-Walk Ratio (min. 75 IP)

1. Josh Lindblom, 2007-08	5.000
2. Nick Wittgren, 2011-12	4.273
3. Matt Bischoff, 2007-10	4.217
4. Lance Breedlove, 2011-12	4.037
5. <b>Robert Ramer, 2010-Pr</b>	<b>3.636</b>
6. Mitch Pruemer, 2002-05	3.149
7. Andrew Groves, 2004-07	3.032
8. Blake Mascarello, 2009-12	3.000
9. Andy Swain, 1985-89	2.759
10. Scott Byrnes, 2002-05	2.671
11. Ben Quick, 2000-01	2.648
12. Jay Buente, 2003-06	2.621
13. Matt Morgan, 2007-11	2.565
14. Joe Haase, 2009-12	2.542
15. Chadd Blasko, 2000-02	2.476
• <b>Brad Schreiber, 2010-Pr</b>	<b>2.200</b>

## Fewest Hits Per 9 IP (min. 75 IP)

1. Steve Krull, 1965-67	6.006
2. Bill Johnston, 1969-71	6.854
3. Steve Cunningham, 1964-66	7.130
4. Sherard Clinkscales, 1990-92	7.255
5. Andy Swain, 1985-89	7.730
6. <b>Brad Schreiber, 2010-Pr</b>	<b>7.879</b>
7. Nick Wittgren, 2011-12	8.022
8. Kevin Cahill, 2007-10	8.042
9. Jim Rust, 1976-79	8.280
10. Eric Volk, 1982-85	8.625
11. Ben Quick, 2000-01	8.716
12. Jeff Isom, 1991-93	8.719
13. Matt Kinzer, 1982-84	8.749
14. Mike Purvis, 1964-66	8.806
15. Greg Conwell, 1969-71	8.861

## Strikeouts Per 9 IP (min. 75 IP)

1. Nick Wittgren 2011-12	9.196
2. Josh Lindblom, 2007-08	8.785
3. Sherard Clinkscales, 1990-92	8.724
4. Andy Swain, 1985-89	8.221
5. Matt Bischoff, 2007-10	8.101
6. <b>Brad Schreiber, 2010-Pr</b>	<b>8.089</b>
7. Matt Morgan, 2007-11	8.019
8. Matt Luce, 1994-97	7.803
9. Jay Buente, 2003-06	7.628
10. Chris Bloomer, 1994-97	7.592
11. Drew Wurdack, 2007-10	7.576
12. Dan Zanolta, 1992-93	7.560
13. Chris Toneyguzzi, 2003-06	7.546
14. Jeremy Ballard, 1997-00	7.453
15. Matt Kinzer, 1982-84	7.409

## Wins

1. Bob Hallas, 1979-82	28
2. Matt Bischoff, 2007-10	23
3. Chris Bloomer, 1994-97	22
Mike Hedman, 1994-97	22
Jason Smith, 1990-93	22
6. John Carrico, 1986-89	21
7. Tom Morey, 1991-94	20
John Carrico, 1986-89	20
Andy Swain, 1985-89	20
10. Joe Haase 2009-12	19
Mitch Pruemer, 2002-05	18
Jeff Isom, 1991-93	18
Keith Flexsenhar, 1988-91	18
14. David Gassner, 1998-01	17
15. Matt Morgan, 2007-11	16
Russ Morgan, 1997-00	16
Rex Gingerich, 1984-87	16
Matt Kinzer, 1982-84	16
Bruce Alexander, 1978-81	16
• <b>Robert Ramer, 2010-Pr</b>	<b>14</b>

## WHIP: Walks + Hits Per IP (min. 75 IP)

1. Steve Krull, 1965-67	1.046
2. Steve Cunningham, 1964-66	1.058
3. Nick Wittgren, 2011-12	1.130
4. Lance Breedlove, 2011-12	1.171
5. Andy Swain, 1985-89	1.190
6. Matt Bischoff, 2007-10	1.243
7. <b>Robert Ramer, 2010-Pr</b>	<b>1.240</b>
8. Josh Lindblom, 2007-08	1.253
Ben Quick, 2000-01	1.253
10. Blake Mascarello, 2009-12	1.262
11. <b>Brad Schreiber, 2010-Pr</b>	<b>1.284</b>
12. Brian Karpel, 2002-04	1.320
13. Mike Hedman, 1994-97	1.321
14. Chadd Blasko, 2000-02	1.322
15. Mike Purvis, 1964-65	1.326

## Triples

1. Shannon Stigleman, 1992-95	13
Jermaine Allensworth, 1991-93	13
Jeff Allison, 1984-87	13
4. Rod Metzler, 1994-97	12
5. Tyler Spillner, 2009-12	10
Daniel Underwood, 2000-03	10
Elam Rossy, 1982-85	10
8. Eric Charles, 2008-12	9
Mark Tomsyck, 1995-98	9
Dave Omholt, 1989-92	9
Mike Galle, 1986-89	9
Doug Schreiber, 1983-86	9
Gary Petric, 1974-77	9
14. <b>Stephen Talbott, 2010-Pr</b>	<b>8</b>
Chris Walker, 1997-00	8
Mike Biltmier, 1991-93	8

## Stolen Bases

1. Dave Scheittlin, 1988-91	70
2. Jeff Allison, 1984-87	69
3. Chris Walker, 1997-00	60
4. Chris Dietrick, 1978-81	57
5. Craig Robertshaw, 1988-91	50
6. Eric Charles 2008-12	49
Mitch Hilligoss, 2004-06	49
8. Jermaine Allensworth, 1991-93	48
9. Mark Tomsyck, 1995-98	46
10. Daniel Underwood, 2000-03	45
11. <b>Stephen Talbot 2010-Pr</b>	<b>42</b>
12. Tyler Spillner, 2009-12	41
David Blomberg, 1998-01	41
14. Erik Frei, 1998-00	40
Sean Helsel, 1992-93	40

## Hit By Pitch

1. Kevin Plawecki 2010-12	40
2. John Hunter 2003-06	39
3. Dan Black, 2007-09	36
Eric Osborn, 2004-07	36
5. Eric Charles 2008-12	35
6. Cameron Perkins 2010-12	33
7. Eric Wolfe, 2003-06	28
Nate Sickler, 1998-01	28
9. Bill Bennett, 1994-98	25
Sean Helsel, 1992-93	25
Jermaine Allensworth, 1991-93	25
12. Simon Klink, 2001-04	24
Mitch Koesterm, 2001-04	24
Rick Galle, 1993-96	24
15. Ben Fritz, 2003-04	23
• <b>Stephen Talbott, 2010-Pr</b>	<b>20</b>

# **2012 Purdue Boilermakers**

## **A Big Ten Championship Season by the Numbers**

**0 – Number of runs scored by the opposition while Lance Breedlove was physically on the mound in his 31 innings pitched at Lambert Field in 2012**

**3 – Number of walk-off wins at home in the final season at Lambert Field**

**5 – Number of consecutive Big Ten Tournament appearances by Purdue, the longest active streak in the league**

**5 – Number of players since 1981 to win Big Ten Player/Pitcher of the Year & Tournament MVP in the same season; Kevin Plawecki was the fifth**

**7 – Number of Purdue players selected in the 2012 MLB First-Year Draft, a program record**

**7 – Number of runs Purdue scored with two outs in the March 3 comeback win vs. Southern Miss**

**8 – Number of Purdue players that earned All-Big Ten honors, a program record**

**8-0 – Purdue's record against teams from the state of Indiana in 2012**

**10 – Number of runs Purdue scored in the ninth inning in the May 6 comeback win at UCLA**

**11 – Big Ten Player/Pitcher of the Week honors, a program record**

**11-3 – Purdue's record vs rival Indiana dating back to the 2008 Big Ten Tournament**

**14 – Program alumni currently playing professional baseball**

**14-1 – Purdue's record through the first 15 games of the season, the best start in program history**

**15 – Number of Academic All-Big Ten honorees**

**15-1 – Purdue's record in games started by Joe Haase in 2012**

**17 – Number of consecutive wins in midweek action dating back to March 2011**

**20 – Number of Big Ten games it took to clinch the league title, the earliest a team clinched since the conference schedule moved from 32 to 24 games in 2009**

**30 – Number of hits Purdue had in the March 10 win at Murray State, a program record**

**39-0 – Purdue's record when leading or tied after the sixth inning**

**45 – Purdue's win total, a program record**

**.316 & 3.16 – Purdue's Big Ten-leading team batting average & ERA, respectively**

**408 – Career win total for head coach Doug Schreiber after Purdue completed a series sweep of Illinois on April 15, moving him past Dave Alexander as the program's all-time record holder**

**.665 – Purdue's winning percentage the last three seasons (2010-12), the best in the Big Ten**

**172-110 – Purdue's record the last five seasons (2008-12), the best in the Big Ten**

**1909 – Purdue's last Big Ten championship title**





# ALEXANDER FIELD

After closing out Lambert Field in thrilling fashion during the 2012 Big Ten Conference championship season, Purdue baseball moved into Alexander Field last August. Alexander Field holds just under 2,000 spectators and has a variety of seating available for Boilermaker baseball fans, including three private suites, box seats behind home plate, bleacher seating behind both dugouts and a grass berm down the left field line.

The inaugural season at the new home of the Boilermakers will feature a 23-game schedule. The first game is set for Tuesday, March 19, against Illinois-Chicago. Ohio State will be the opponent for the first Big Ten series (March 22-24), and a formal dedication game is being planned for Saturday, April 20, vs. Nebraska

A Big Ten championship ring ceremony and dinner, during which the 2012 team was honored, was held at the new stadium in October after the completion of fall practice and the Gold and Black Series.




Purdue athletics gratefully acknowledge John Purdue Club members and former baseball student-athletes who have donated generously for the new stadium, particularly Dave Alexander, who provided the lead gift in honor of his parents, John and Anna Margaret Ross Alexander. John and Anna Margaret Ross Alexander believed in the value of intercollegiate athletic competition and saw it as a way of enhancing leadership. The two Purdue graduates also believed in service and supporting others. The Alexanders were members of the Purdue President's Council and inaugural members of the John Purdue Club in 1958-59.

Dave Alexander was Purdue baseball coach from 1978 to 1991 – winning 407 games and leading the Boilermakers to the 1987 NCAA Tournament – and an athletics department administrator through 1994. The personable “Alex” lettered for the Boilermakers from 1960 to 1962 and, like his parents, graduated from Purdue. He retired as head coach as the program's all-time wins leader.



# ALEXANDER FIELD




INDOOR HITTING FACILITY



TEAM LOCKER ROOM



CHAIR BACK SEATING



LARGE DUGOUTS

**2013 Purdue Baseball**  
**Team Game-by-Game for Purdue (as of Mar 03, 2013)**  
**Batting (All games)**

Date	Opponent	ab	r	h	rbi	2b	3b	hr	tb	bb	ibb	sb	cs	hbp	sac	sf	gdp	k	po	a	e	lob	avg
Feb 15	vs Connecticut	40	11	14	10	2	0	1	19	3	0	1	0	3	1	0	1	4	27	10	3	9	.350
Feb 16	vs South Florida	34	2	6	2	1	0	0	7	2	0	1	0	0	0	0	1	6	27	13	4	7	.270
Feb 17	vs Louisville	32	4	6	3	0	0	0	6	3	0	1	1	1	0	1	1	11	27	13	1	6	.245
Feb 17	vs Connecticut	34	5	8	3	2	1	0	12	2	0	1	0	0	2	0	0	7	27	12	0	6	.243
Feb 22	vs Samford	41	9	16	6	2	0	0	18	1	0	3	0	1	1	2	0	4	27	12	0	10	.276
Feb 22	at Mississippi State	30	2	5	2	1	0	0	6	1	0	1	0	1	1	0	0	12	24	9	1	4	.261
Feb 23	at Mississippi State	37	6	10	4	1	0	1	14	1	0	0	0	1	1	0	2	6	24	15	0	7	.262
Feb 24	vs Samford	29	3	5	1	0	0	0	5	7	0	1	0	1	1	0	2	9	27	8	0	8	.253
Mar 01	at Samford	28	0	3	0	2	0	0	5	2	0	0	1	0	0	0	1	8	24	12	1	3	.239
Mar 02	at Samford	30	1	5	1	0	0	0	5	1	0	1	2	1	0	1	0	3	24	11	1	5	.233
Mar 03	at Samford	40	6	13	5	2	1	1	20	3	0	1	1	0	0	0	1	6	24	13	0	10	.243
Totals		375	49	91	37	13	2	3	117	26	0	11	5	9	7	4	9	76	282	128	11	75	.243

**2013 Purdue Baseball**  
**Team Game-by-Game for Purdue (as of Mar 03, 2013)**  
**Pitching (All games)**

Date	Opponent	ip	h	r	er	bb	so	2b	3b	hr	wp	bk	hbp	dp	ibb	score	w-l	sv	era
Feb 15	vs Connecticut	9.0	12	8	7	6	6	3	0	0	1	0	3	1	0	11-8	1-0	1	7.00
Feb 16	vs South Florida	9.0	20	20	10	9	5	3	1	1	1	0	5	1	0	2-20	1-1	1	8.50
Feb 17	vs Louisville	9.0	15	9	9	2	4	0	0	0	1	1	2	1	0	4-9	1-2	1	8.67
Feb 17	vs Connecticut	9.0	13	3	3	0	6	2	1	0	0	0	1	3	0	5-3	2-2	1	7.25
Feb 22	vs Samford	9.0	8	4	4	3	4	2	0	0	3	1	1	2	0	9-4	3-2	1	6.60
Feb 22	at Mississippi State	8.0	5	3	2	6	5	0	0	1	1	0	3	1	0	2-3	3-3	1	5.94
Feb 23	at Mississippi State	8.0	12	7	7	3	3	1	1	0	0	0	0	0	0	6-7	3-4	1	6.20
Feb 24	vs Samford	9.0	8	6	6	7	4	2	0	0	0	0	2	1	0	3-6	3-5	1	6.17
Mar 01	at Samford	8.0	8	8	7	8	4	1	0	3	1	0	1	0	0	0-8	3-6	1	6.35
Mar 02	at Samford	8.0	8	4	4	5	3	1	0	1	0	0	0	2	0	1-4	3-7	1	6.17
Mar 03	at Samford	8.0	14	13	13	5	6	4	0	1	1	0	1	1	0	6-13	3-8	1	6.89
Totals		94.0	123	85	72	54	50	19	3	7	9	2	19	13	0	49-85	3-8	1	6.89



[illegible]



**2013 Purdue Baseball**  
**Overall Statistics for Purdue (as of Mar 03, 2013)**  
**(All games Sorted by Batting avg)**



Record: 3-8 Home: 0-0 Away: 0-5 Neutral: 3-3 Big Ten: 0-0

Player	avg	gp-gs	ab	r	h	2b	3b	hr	rbi	tb	slg%	bb	hp	so	gdp	ob%	sf	sh	sb-att	po	a	e	fld%
6 HANSEN, Jake	.333	11-9	30	6	10	1	1	0	3	13	.433	5	1	5	0	.432	1	2	0-1	12	41	0	1.000
17 McHUGH, Sean	.318	11-11	44	2	14	4	1	0	8	20	.455	1	0	4	0	.333	0	2	1-1	9	22	1	.969
20 ESTILL, Josh	.317	11-11	41	2	13	0	0	0	2	13	.317	1	1	7	2	.341	1	0	1-1	46	3	0	1.000
9 KRIEG, Brandon	.317	11-11	41	10	13	3	0	1	6	19	.463	3	0	6	0	.364	0	3	3-5	21	34	4	.932
30 HUDNALL, Conner	.250	11-11	44	7	11	1	0	1	5	15	.341	2	0	7	0	.277	1	0	1-2	29	2	0	1.000
8 CIANFROCCO, Angelo	.217	9-7	23	2	5	1	0	0	2	6	.261	2	0	8	0	.269	1	0	0-0	46	3	1	.980
36 TALBOTT, Stephen	.190	11-10	42	6	8	1	0	0	4	9	.214	2	2	10	1	.261	0	0	5-6	20	0	1	.952
31 PICCHIOTTI, Jack	.148	9-6	27	1	4	0	0	0	2	4	.148	1	0	4	2	.179	0	0	0-0	22	1	2	.920
22 JOHNSON, Kyle	.111	9-9	27	3	3	0	0	0	1	3	.111	2	2	6	3	.226	0	0	0-0	30	2	0	1.000
-----																							
16 STRONG, Cody	.333	5-1	6	0	2	0	0	0	0	2	.333	1	0	1	0	.429	0	0	0-0	2	0	0	1.000
44 AMARO, Jack	.231	7-3	13	3	3	1	0	0	0	4	.308	1	0	5	0	.286	0	0	0-0	3	0	0	1.000
14 WOOD, Kyle	.222	7-6	18	5	4	1	0	1	3	8	.444	3	2	5	1	.391	0	0	0-0	20	2	0	1.000
38 BISCHOFF, Kyle	.167	3-1	6	0	1	0	0	0	0	1	.167	0	0	2	0	.167	0	0	0-0	13	0	0	1.000
15 OLIVER, Bennett	.000	6-3	9	1	0	0	0	0	1	0	.000	1	1	3	0	.182	0	0	0-0	2	2	1	.800
2 MULLEN, Michael	.000	3-0	2	1	0	0	0	0	0	0	.000	1	0	1	0	.333	0	0	0-0	0	0	1	.000
41 BRADFORD, Jon	.000	3-0	2	0	0	0	0	0	0	0	.000	0	0	2	0	.000	0	0	0-0	3	0	0	1.000
Totals	.243	11	375	49	91	13	2	3	37	117	.312	26	9	76	9	.304	4	7	11-16	282	128	11	.974
Opponents	.319	11	386	85	123	19	3	7	79	169	.438	54	19	50	12	.422	5	5	14-16	297	107	18	.957

LOB - Team (75), Opp (102). DPs turned - Team (13), Opp (10). Picked off - KRIEG 1.

**(All games Sorted by Earned run avg)**

Player	era	w-l	app	gs	cg	sho	sv	ip	h	r	er	bb	so	2b	3b	hr	b/avg	wp	hp	bk	sfa	sha
40 SCHREIBER, Brad	5.14	0-1	3	3	0	0/0	0	14.0	10	10	8	10	7	1	0	1	.200	4	4	0	0	1
28 MINCH, Jordan	6.59	0-2	4	3	0	0/0	0	13.2	16	16	10	11	10	1	0	2	.296	2	3	1	1	2
43 RAMER, Robert	6.75	1-1	3	3	1	0/0	0	18.2	30	14	14	3	10	5	1	1	.366	0	1	0	0	0
-----																						
18 GAGLIANESE, Mike	0.00	0-0	2	0	0	0/0	0	3.0	3	0	0	3	3	0	0	0	.273	0	0	0	0	0
7 GANNON, Pat	0.00	0-0	3	0	0	0/0	0	1.2	1	0	0	2	1	0	0	0	.167	0	0	0	0	0
37 KENNEY, Patrick	3.00	0-0	3	0	0	0/0	1	3.0	1	1	1	4	1	0	0	0	.125	0	0	0	1	0
14 WOOD, Kyle	5.40	0-0	2	2	0	0/0	0	8.1	11	5	5	2	4	1	0	0	.324	0	1	0	0	1
23 LUTZ, Mike	7.36	0-1	4	0	0	0/0	0	7.1	10	7	6	3	3	0	0	1	.323	0	3	0	0	0
19 UPP, Kyle	7.71	0-0	3	0	0	0/0	0	4.2	6	7	4	3	0	3	1	0	.300	1	2	0	0	1
25 McELROY, Tim	9.00	0-1	4	0	0	0/0	0	4.0	3	5	4	4	3	0	0	0	.188	0	1	0	0	0
32 ANDRZEJEWSKI, Brett	9.00	0-1	4	0	0	0/0	0	4.0	8	4	4	1	1	1	1	0	.444	0	1	0	1	0
39 WEBSTER, Cody	9.00	0-0	1	0	0	0/0	0	1.0	2	1	1	0	1	0	0	0	.400	0	1	0	0	0
21 De LaRIVA, Eddie	9.45	2-1	4	0	0	0/0	0	6.2	14	7	7	2	4	5	0	0	.438	0	1	1	1	0
22 JOHNSON, Kyle	13.50	0-0	3	0	0	0/0	0	0.2	1	1	1	3	0	1	0	0	.333	1	0	0	0	0
33 EICHMANN, Joe	18.90	0-0	2	0	0	0/0	0	3.1	7	7	7	3	2	1	0	2	.438	1	1	0	1	0
Totals	6.89	3-8	11	11	1	0/0	1	94.0	123	85	72	54	50	19	3	7	.319	9	19	2	5	5
Opponents	3.18	8-3	11	11	1	1/0	4	99.0	91	49	35	26	76	13	2	3	.243	10	9	2	4	7

PB - Team (0), Opp (2). Pickoffs - Team (0), Opp (1). SBA/ATT - ESTILL (8-9), PICCHIOTTI (5-6), MINCH (4-4), WOOD (3-3), GAGLIANESE (2-2), SCHREIBER (1-2), RAMER (2-2), KENNEY (2-2), ANDRZEJEWSKI (0-1).