



2011 PURDUE BASEBALL



The Final Season at Lambert Field • www.PurdueSports.com

SID Contact Info: Ben Turner >>> benturner@purdue.edu >>> Office: 765-494-3198 >>> Cell: 217-549-7965

– FEBRUARY (5-2) –

18	+ vs #9 Connecticut	W	10-2
19	+ vs Notre Dame	L	19-2
20	+ vs #30 Pittsburgh	W	5-3
26	at Morehead State	W	11-8
	at Morehead State	L	10-9 (11)
27	at Morehead State	W	18-1
	at Morehead State	W	17-9

– MARCH (11-6) –

4	at Lipscomb	W	1-0
6	at Lipscomb	W	10-3
	at Lipscomb	W	10-6
8	at #20 Louisville	W	6-4
11	at Tennessee-Martin	W	4-3
12	at Tennessee-Martin	W	8-7
13	at Tennessee-Martin	L	10-9
15	at #1 Vanderbilt	L	9-0
16	at Belmont	L	13-6
18	at Tennessee Tech	W	13-3
19	at Tennessee Tech	L	8-3
20	at Tennessee Tech	W	12-4
22	ILLINOIS STATE	L	5-4
23	WABASH	W	9-3
25	at Bradley	L	9-4
26	at Bradley	Canceled	
27	BRADLEY	W	12-1
29	IPFW	W	8-1

– APRIL –

1	• at Minnesota (Target Field)	2 p.m.
2	• at Minnesota (DH, Target Field)	2 p.m.
6	at Butler	3 p.m.
8	• MICHIGAN	4 p.m.
9	• MICHIGAN (BTN)	Noon
10	• MICHIGAN	1 p.m.
12	at Ball State	3 p.m.
13	vs IPFW (Parkview Field, Ft. Wayne)	7 p.m.
15	• at Penn State	2 p.m.
16	• at Penn State (BTN)	5 p.m.
17	• at Penn State	Noon
20	at Illinois-Chicago	8 p.m.
22	• at Northwestern	4 p.m.
23	• at Northwestern (BTN)	4 p.m.
24	• at Northwestern	2 p.m.
26	at Valparaiso	4 p.m.
29	• INDIANA	4 p.m.
30	• INDIANA	2 p.m.

– MAY –

1	• INDIANA	1 p.m.
6	• at Michigan State	3 p.m.
7	• at Michigan State	1 p.m.
8	• at Michigan State	1 p.m.
11	BALL STATE	4 p.m.
13	• ILLINOIS	4 p.m.
14	• ILLINOIS	2 p.m.
15	• ILLINOIS (BTN)	3 p.m.
17	ILLINOIS-CHICAGO	4 p.m.
19	• IOWA	4 p.m.
20	• IOWA	4 p.m.
21	• IOWA	2 p.m.
– BIG TEN TOURNAMENT (COLUMBUS, OHIO) –		
25	Opening Round	TBA
26	Second Round	TBA
27	Winner's Bracket Final	TBA
28	Championship Round	TBA

+ BIG EAST/Big Ten Challenge (St. Petersburg, Fla.)
 • Big Ten Conference game
 (BTN) Big Ten Network Television
 (DH) Doubleheader | All Times Eastern
HOME GAMES at LAMBERT FIELD

– THE OPENING WEEKEND OF BIG TEN PLAY –

PURDUE BOILERMAKERS (16-8)

AT MINNESOTA GOLDEN GOPHERS (8-8)

Three-Game Series • Target Field • Minneapolis, Minn.

Series Opener: Friday, April 1 • 2:05 p.m. (EDT)

Doubleheader: Saturday, April 2 • 2:05 p.m. (EDT)

All-Time Series: Minnesota leads 103-51-2

Purdue Under Doug Schreiber vs. Minnesota: Minnesota leads 25-16

2010: Minnesota won 2-of-3 in West Lafayette

Last Series in Minneapolis: Minnesota swept a three-game series (2009)

Purdue's Last Series Win vs. Minnesota: Purdue swept a four-game series (2008 in West Lafayette)

Purdue's Last Series Win in Minneapolis: Purdue won 3-of-4 (2000)

First Meeting: Minnesota 14, Purdue 9 (1901 in West Lafayette)

Radio: WSHY AM 1410 (Friday) • **Internet Audio:** www.PurdueSports.com (Entire Series)

Game Day Central Page – Live Stats, Audio & Interactive Blog: www.PurdueSports.com

– PURDUE'S PROBABLE LINEUP –

POS	#	NAME	AVG	RUNS	HITS	XBH	HR	RBI	BB	OBP	SB
CF	44	Tyler Spillner (Jr)	.370	23	34	14	3	15	15	.455	5-7
2B	2	Eric Charles (Jr)	.316	20	31	9	2	21	7	.391	5-8
3B	22	Cameron Perkins (So)	.337	17	33	9	2	20	4	.409	5-5
C	26	Kevin Plawecki (So)	.402	21	37	6	–	16	6	.477	1-3
DH	23	Barrett Serrato (Jr)	.330	23	29	7	–	20	11	.410	2-3
1B	21	Ryan Bridges (Jr)	.319	9	22	9	2	18	9	.393	2-3
SS	29	David Miller (Jr)	.311	12	19	3	2	14	8	.440	2-4
RF	5	Payton Bieker (Sr)	.321	7	9	4	–	6	6	.429	1-1
LF	36	Stephen Talbott (So)	.304	25	24	7	–	13	10	.429	11-11

– PURDUE PLAYERS ALSO AVAILABLE –

POS	#	NAME	AVG	RUNS	HITS	XBH	HR	RBI	BB	OBP	SB
OF	11	Andrew Dixon (Jr)	.244	9	11	2	–	6	3	.340	4-5
C/OF	17	Sean McHugh (Fr)	.286	5	4	3	2	5	3	.421	0-0
OF/1B	8	Angelo Cianfrocco (So)	.425	14	17	8	2	6	5	.500	1-1
IF	6	Jake Hansen (So)	.278	1	5	2	–	1	2	.364	0-1
IF	15	David Blount (Sr)	.167	5	2	1	–	3	1	.286	0-0

– PROBABLE STARTING PITCHERS –

NAME	W-L	GS	IP	H	R-ER	BB	K	ERA	B/AVG
Matt Morgan (Sr, RHP)	2-0	4	21	15	9-3	9	20	1.29	.195
vs TJ Oakes (So, RHP)	1-3	5	28	31	12-11	9	18	3.54	.295
Joe Haase (Jr, RHP)	2-1	4	25.2	34	14-11	5	18	3.86	.304
vs Phil Isaksson (Sr, LHP)	1-1	5	24.2	25	8-7	8	12	2.55	.284
Brad Schreiber (So, RHP)	4-0	6	36	28	16-15	9	38	3.75	.207
vs Austin Lubinsky (Jr, RHP)	2-3	4	20.2	26	22-18	9	17	7.84	.313

– PURDUE'S BULLPEN –

NAME	W-L-S	APP	IP	H	R-ER	BB	K	ERA	B/AVG
Nick Wittgren (So, RHP)	1-2-3	11	22	24	16-15	3	22	6.14	.289
Robert Ramer (So, RHP)	2-0-0	5	19	16	11-9	9	17	4.26	.232
Blake Mascarello (Jr, LHP)	0-3-1	9	21.1	30	24-18	4	19	7.59	.326
Lance Breedlove (Jr, RHP)	2-0-1	9	20.1	31	17-14	5	10	6.20	.337
Sean Collins (Jr, RHP)	1-2-0	10	9	16	6-4	2	12	4.00	.390
Pat Gannon (So, LHP)	0-0-1	8	12.2	16	4-4	5	11	2.84	.314
Mike Sudbury (Jr, RHP)	0-0-0	5	5.2	11	3-3	2	2	4.76	.440
Calvin Gunter (Jr, LHP)	2-0-1	6	13	20	14-14	6	11	9.69	.370

– 2011 GAME SUMMARY –

	W	L	Pct.
Overall	16	8	.667
Big Ten	–	–	—
Non-Conference	16	8	.667
Midweek	3	1	.750
Spring Break Trip	4	4	.500
Home	3	1	.750
Away	11	6	.647
Neutral	2	1	.667
Day	14	8	.636
Night	2	2	.500
vs. Left-handed Starter	4	3	.571
vs. Right-handed Starter	12	5	.706
1-Run Games	3	3	.500
2-Run Games	2	0	1.000
Extra Innings	0	1	.000
Shutouts	1	1	.500
Tuesday	2	2	.500
Wednesday	1	1	.500
Friday	4	1	.800
Saturday	2	3	.400
Sunday	7	1	.875
February	5	2	.714
March	11	6	.647
April	–	–	—
May	–	–	—
Game 1 of Big Ten Series	–	–	—
Game 2 of Big Ten Series	–	–	—
Game 3 of Big Ten Series	–	–	—
Purdue Scores 10+ Runs	9	0	1.000
Opponent Scores 10+ Runs	0	4	.000
When Purdue Scores First	15	6	.714
When Opponent Scores First	1	2	.333
Purdue leads after 7 innings	12	1	.923
Opp. leads after 7 innings	1	7	.125
Tied after 7 innings	2	0	1.000

– PURDUE OPENS BIG TEN PLAY VERSUS MINNESOTA AT TARGET FIELD –

Purdue baseball opens Big Ten Conference play on the big stage of Target Field this weekend, taking on defending league champion and preseason favorite Minnesota at the second-year picturesque outdoor home of the Minnesota Twins.

Due to a late schedule change, doubleheader action is now set for Saturday instead of Friday. The teams plan to play a single game Friday. Action on both days is set to begin at 2:05 p.m. (EDT).

Minnesota (8-8) has annually played its Big Ten home series in the Metrodome. But the roof of the venerable multi-purpose indoor facility was damaged by a blizzard in December. The University of Minnesota announced in February its plans to play home Big Ten series at Target Field this year. The Gophers attracted a crowd of 36,056 for their lone game of the 2010 season at Target Field, a March 27 matinee won by Louisiana Tech, 7-1.

Purdue (16-8) has played five games in legitimately cold temperatures this season. The March 6 doubleheader at Lipscomb and the last three games in the Midwest were all contested amidst temperatures in the 40s. The Boilermakers posted a 4-1 mark in those games.

But Purdue has struggled in the Twin Cities over the last decade. The Boilermakers have not won a series in Minneapolis since 2000 and are 1-11 against Minnesota in the heart of the Upper Midwest since 2003.

The Gophers scored seven times in the final two innings to steal the rubber game of last season's conference-opening series in West Lafayette. In the process, Minnesota posted the first series victory by the road team since the Gophers swept a four-game set in West Lafayette in 2002.

Purdue staff ace **Matt Morgan** aims to return to the rotation this weekend. The senior right-hander has not pitched since the March 11 victory at Tennessee-Martin. He left the opener of the spring break trip in the third inning due to a finger injury. The Boilermakers will also send **Joe Haase** and **Brad Schreiber** to the mound, with both right-handers slated to make their first career Big Ten starts.

Schreiber enters Big Ten play as the league leader with 38 strikeouts in 36 innings pitched. He is also second with a .207 batting average against. Having surrendered only 28 hits and issued just nine walks, Schreiber has tallied more punchouts than walks and hits allowed over his first six starts. The Menasha, Wis., native has pitched at least six innings and left the game with Purdue leading in five of his six starts.

Kevin Plawecki and **Tyler Spillner** have been swinging the hot bats for the Boilermakers. Plawecki has emerged as the toughest player to strikeout in the Big Ten, ranking eighth nationally this week after fanning only three times in 92 at-bats (109 plate appearances). The catcher feasted on Gopher pitching last season, hitting three home runs in a 6-for-11 showing at the plate in the series. Unfortunately for the Boilers, the bases were empty each time Plawecki went deep against Minnesota.

Spillner has been on base early and often over the last nine games, posting eight multi-hit efforts during the longest hitting streak of his career. The junior has registered 11 extra-base hits while going 25-for-50 during his streak.

Spillner and the rest of the Purdue outfield will also be tested this weekend by the spacious dimensions of Target Field. Though just 328 feet to the right field foul pole, left center measures 377 feet and center field as deep as 411 feet. Spillner, **Stephen Talbott** and **Andrew Dixon** have proved

themselves as Purdue's top defensive outfielders. But **Payton Bieker** has seen more action in right field as of late thanks in part to a productive 5-for-10 showing at the plate over the last four games.

The Boilermakers are scheduled to play three of their first four Big Ten series on the road. But the season's stretch run is very home heavy and features three home series over the final four weeks of the regular season.

– CAREER STATS VERSUS MINNESOTA –

Player	GP	GS	Avg	AB	R	H	2B	3B	HR	RBI	TB	SLG	BB	HBP	OBP	SF	SH	SB
P. Bieker	1	-0	.000	1	0	0	0	0	0	0	0	.000	1	0	.500	0	0	0-0
D. Blount	7	-3	.214	14	2	3	0	0	0	1	3	.214	2	0	.313	0	0	0-0
R. Bridges	1	-0	.000	2	0	0	0	0	0	0	0	.000	0	0	.000	0	0	0-0
E. Charles	7	-7	.208	24	2	5	0	0	0	1	5	.208	1	2	.296	0	1	0-1
A. Cianfrocco	3	-0	.000	2	0	0	0	0	0	0	0	.000	0	1	.333	0	0	0-0
C. Perkins	3	-3	.214	14	2	3	1	0	0	1	4	.286	0	0	.214	0	0	0-0
K. Plawecki	3	-3	.545	11	5	6	1	0	3	3	16	1.455	1	1	.615	0	0	0-1
B. Schreiber	3	-2	.333	9	0	3	1	0	0	0	4	.444	1	0	.400	0	0	0-0
B. Serrato	4	-4	.083	12	0	1	1	0	0	1	2	.167	1	0	.154	0	0	0-0
T. Spillner	7	-2	.118	17	0	2	0	0	0	1	2	.118	1	0	.167	0	0	0-0
S. Talbott	3	-1	.000	4	1	0	0	0	0	0	0	.000	1	0	.200	0	0	0-0

Player	ERA	W	-L	APP	GS	CG	SHO	SV	IP	H	R	ER	BB	SO	B/AVG
S. Collins	9.00	0	-0	2	0	0	0/0	0	3	5	3	3	0	1	.385
P. Gannon	9.00	0	-0	1	0	0	0/0	0	2	3	2	2	3	2	.300
C. Gunter	27.00	1	-0	2	0	0	0/0	0	2/3	2	2	2	2	0	.667
J. Haase	0.00	0	-0	2	0	0	0/0	0	1 1/3	1	1	0	0	2	.250
B. Mascarello	10.80	0	-1	2	0	0	0/0	0	1 2/3	4	4	2	0	2	.444
M. Morgan	6.05	0	-2	4	3	0	0/0	0	19 1/3	25	13	13	8	14	.316
R. Ramer	99.00	0	-0	1	0	0	0/0	0	1/3	5	4	4	0	1	.833
B. Schreiber	6.00	0	-0	1	0	0	0/0	0	3	5	2	2	3	4	.385



HEAD COACH DOUG SCHREIBER

Since Doug Schreiber was named Purdue's head baseball coach on May 29, 1998, the Boilermakers have become a major force in the Big Ten Conference and have made big strides on a national level.

Entering his 13th year as the head coach at Purdue, Schreiber has posted a 343-328 overall record and a 176-168 Big Ten mark through his first 12 seasons. His overall win total ranks second in Purdue history, while his conference victories stand alone in first. In 2007, Schreiber became the third head coach in Purdue baseball history to surpass the 500-games mark as the Boilermakers' head man. Dave Alexander, whom Schreiber played for from 1983 to 1986, owns the record for most games coached at Purdue with 792 over 14 seasons, while Joe Sexson guided the Boilermakers for 527 games over 18 years.

The 2010 season saw the Boilermakers post 33 victories, the program's most since 2000. Purdue navigated a hotly-contested Big Ten race that saw all six league tournament-qualifying teams finish within three games of first place. The Boilermakers reached the Big Ten Tourney for the eighth time under Schreiber, including six of the last seven seasons. Purdue eliminated Northwestern and Indiana from the 2010 tournament before bowing out. The Boilers have won at least one game at the Big Ten Tournament in seven of their eight appearances under Schreiber.

The 2010 Boilermakers posted new school records for hits (636) and runs per game (7.2) at the plate and led the Big Ten in strikeouts (435) and batting average against (.276) on the mound. Purdue went 15-6 at home and 9-2 in midweek action, compiling a 32-18 mark after opening the season 1-6.

Individually, Matt Bischoff was honored as a First Team All-Big Ten starting pitcher and newcomers Kevin Plawecki, Cameron Perkins and Brad Schreiber were recognized for standout freshman seasons. Bischoff led the Big Ten with 10 wins and 95 strikeouts and in the process became the first player in program history to be a four-time All-Big Ten honoree. He established new single-season and career strikeout marks in his final season as a Boilermaker. Bischoff and fellow pitcher Kevin Cahill were both selected in the Major League Baseball First-Year Player Draft.

Schreiber has coached 48 All-Big Ten Conference selections, including 16 who were named to the conference's First Team, and has had players selected in the Major League Baseball First-Year Player Draft on 23 occasions. One of Schreiber's Boilermakers has led the Big Ten in hitting in four out of the last six years.

Prior to becoming the head coach at Purdue, Schreiber spent four seasons (1995-98) as the top assistant coach and recruiting coordinator under Pat Murphy at Arizona State University. Schreiber helped guide Arizona State to the College World Series and the national championship game in 1998. A year earlier, the Sun Devils finished as regional runners-up to Miami, and were two outs away from going to the College World Series. All four of Schreiber's recruiting classes at ASU were nationally ranked, including the 1995 class which was ranked No. 1 in the country and the 1996 class, which was tabbed the third best in the nation.

Before going to ASU, Schreiber served as an assistant coach for Murphy at the University of Notre Dame in 1994. That season, the Fighting Irish finished 46-16 and ended the season just two wins shy of Omaha, finishing as regional runners-up to Auburn.

Schreiber began his coaching career as a graduate assistant under Pat Quinn at Ball State University for two seasons (1991-92) and spent one year (1993) as an assistant at Butler University.

A native of LaPorte, Ind., Schreiber was a four-year starter (1983-86) at second base for the Boilermakers. During his career, Purdue posted a 120-112-2 mark and established a school-record 37 victories his senior season when he was a Second Team All-Big Ten selection. Schreiber still ranks among Purdue's career leaders in a variety of categories, including top-six ranking in four categories. Schreiber ranks first all-time in walks (132), fourth in runs scored (159), tied for third in games played (220) and tied for sixth in triples (9). He earned his Bachelor of Arts degree in communications and has completed some course work towards a master's in education.

13TH YEAR

CAREER RECORD

359-336 (.517)

BIG TEN RECORD

176-168 (.512)

BIOGRAPHICAL INFORMATION

Full NameDouglas Lee Schreiber
Date of Birth.....Aug. 25, 1963
Place of BirthLa Porte, Ind.
Education..... Purdue University, B.A.,
..... Communications
College Career Purdue, 1983-86
WifeSarah

COACHING EXPERIENCE

Purdue 1999-Present, Head Coach
Arizona St. 1995-98, Assistant Coach
Notre Dame 1994, Assistant Coach
Butler 1993, Assistant Coach
Ball State 1991-92, Graduate Assistant

SCHREIBER'S MLB DRAFT PICKS

1999 Russ Morgan, pitcher Houston (21)
2000 Andy Helmer, pitcher Cleveland (25)
2001 Dave Gassner, pitcher Toronto (24)
2002 Chadd Blasko, pitcher Chicago [NL] (1)
2003 Dustin Glant, pitcher Arizona (7)
Nick McIntyre, second base Detroit (20)
2004 Simon Klink, third base . San Francisco (21)
2005 Scott Byrnes, pitcher Toronto (28)
2006 Mitch Hilligoss, shortstop ..New York [AL] (6)
Chris Toneguzzi, pitcher Milwaukee (13)
Jay Buente, pitcher Florida (14)
Dan Sattler, pitcher Texas (44)
2007 Andrew Groves, pitcher Colorado (11)
2008 Josh Lindblom, pitcher Los Angeles (2)
Ryne White, first base Arizona (4)
Andy Loomis, pitcher Florida (16)
Dan Black, third base... San Francisco (35)*
Matt Bischoff, pitcher.... New York [NL] (47)*
2009 Dan Black, third base Chicago [AL] (14)
Brandon Haveman, outfield Seattle (29)
Matt Jansen, pitcher..... San Francisco (43)*
2010 Matt Bischoff, pitcher Seattle (20)
Kevin Cahill, pitcher Washington (41)

* Indicates did not sign a professional contract

PURDUE HEAD COACHING RECORDS

Overall Wins

Dave Alexander 407

Doug Schreiber 359

Big Ten Wins

Doug Schreiber 176

Dave Alexander 107

Overall Win Percentage (min. 100 games)

Hugh Nicol [67-36-1] 649

Dave Alexander [407-378-7] 518

Doug Schreiber [351-330-0] 517

Ward Lambert [163-156-7] 511

Big Ten Win Percentage (min. 50 games)

Hugh Nicol [43-30-1] 588

Doug Schreiber [176-168-0] 512

Total Games Coached

Dave Alexander 792

Doug Schreiber 695

Seasons Coached

Ward Lambert 20

Joe Sexson 18

Dave Alexander 14

Doug Schreiber 13

SCHREIBER'S MILESTONE WINS

1 March 6, 1999 18-11 vs. Kent State

50 April 22, 2000 9-2 vs. Illinois

100 March 31, 2002 10-6 vs. Penn State

150 March 21, 2004 7-5 at Jacksonville State

200 May 27, 2005 4-3 at Illinois

213 April 2, 2006 # 9-4 at Illinois

222 April 26, 2006 % 13-4 vs. Valparaiso

250 May 6, 2007 6-1 at Penn State

300 April 12, 2009 9-3 at Penn State

350 March 6, 2011 10-3 at Lipscomb

108th Big Ten win, becoming the winningest
Purdue head coach in Big Ten action.

% 222nd career win, surpassing Joe Sexson for
second on the overall wins list.

MULTI HIT GAMES: 2011

Player	2	3	4	5+	Total
Kevin Plawecki	8	3	—	1	12
Tyler Spillner	7	1	2	—	10
Cameron Perkins	7	1	1	—	9
Eric Charles	5	2	1	—	8
Barrett Serrato	5	3	—	—	8
David Miller	3	3	—	—	6
Angelo Cianfrocco	4	2	—	—	6
Ryan Bridges	5	1	—	—	6
Stephen Talbott	3	2	—	—	5
Andrew Dixon	3	1	—	—	4
Payton Bieker	1	—	—	—	4
Sean McHugh	2	—	—	—	2
Brad Schreiber	—	1	—	—	1
David Blount	1	—	—	—	1
Jake Hansen	1	—	—	—	1
Team	58	20	4	1	83

MULTI HIT GAMES: 2010 BIG TEN PLAY

Player	2	3	4	5+	Total
Cameron Perkins	8	2	—	—	10
Tyler Spillner	3	6	—	—	9
Kevin Plawecki	7	2	—	—	9
Ryan Bridges	7	1	—	—	8
Eric Charles	5	—	1	—	6
Angelo Cianfrocco	3	—	—	—	3
Payton Bieker	2	—	—	—	2
Brad Schreiber	1	—	—	—	1
Team	51	15	3	—	69

CAREER MULTI-HIT GAMES*

Player	2	3	4	5+	Total
Tyler Spillner	22	18	2	—	42
Eric Charles	26	11	3	—	40
Kevin Plawecki	24	10	—	1	35
Cameron Perkins	19	9	2	—	30
Barrett Serrato	12	5	1	—	18
Ryan Bridges	16	2	—	—	18
David Blount	10	1	—	1	12
Angelo Cianfrocco	9	3	—	—	12
Payton Bieker	8	2	1	—	11
Stephen Talbott	6	3	—	—	9
Brad Schreiber	4	2	—	—	6
Jake Hansen	2	—	—	—	2

MULTI-RBI GAMES: 2011

Player	2	3	4	5+	Total
Ryan Bridges	4	2	—	—	6
Eric Charles	4	2	—	—	6
Barrett Serrato	6	—	—	—	6
Cameron Perkins	2	2	1	—	5
David Miller	2	—	1	—	3
Tyler Spillner	1	2	—	—	3
Kevin Plawecki	2	1	—	—	3
Stephen Talbott	2	1	—	—	3
Angelo Cianfrocco	2	—	—	—	2
Andrew Dixon	1	1	—	—	2
Sean McHugh	1	1	—	—	2
David Blount	—	1	—	—	1
Brad Schreiber	—	1	—	—	1
Payton Bieker	1	—	—	—	1
Team	28	14	2	—	44

MULTI-RBI GAMES: 2010 BIG TEN PLAY

Player	2	3	4	5+	Total
Ryan Bridges	3	1	—	—	4
Eric Charles	3	1	—	—	4
Cameron Perkins	2	1	—	—	3
Kevin Plawecki	2	1	—	—	3
Angelo Cianfrocco	1	1	—	—	2
Brad Schreiber	2	—	—	—	2
Team	17	9	—	1	27

CAREER MULTI-RBI GAMES*

Player	2	3	4	5+	Total
Eric Charles	16	6	1	—	23
Kevin Plawecki	11	5	1	—	17
Cameron Perkins	12	3	1	—	16
Tyler Spillner	8	6	1	—	15
Ryan Bridges	10	3	—	—	13
Barrett Serrato	10	2	—	—	12
David Blount	3	3	1	—	7
Angelo Cianfrocco	3	1	1	—	5
Stephen Talbott	3	1	1	—	5
Brad Schreiber	2	1	1	—	4
Payton Bieker	2	1	—	—	3

*Active Multi-Year Purdue Letter-Winners Only

BOILERMAKERS BEGIN BIG TEN PLAY

• Purdue opens Big Ten play with a trip to the Twin Cities to take on a Minnesota team that was tabbed the preseason favorite in the conference after winning the regular season and tournament titles a year ago. The two teams also opened league play against each other last season in West Lafayette. The Gophers won two of three after scoring seven times in the final two innings of the rubber game, overcoming a 5-2 Purdue lead entering the eighth.

• The Boilermakers are search of their first series victory in Minneapolis since winning three-of-four in 2000. Purdue also won the Big Ten Tournament meeting a week later. But the Boilers are just 1-11 against Minnesota in the Twin Cities since 2003.

• This year's series, as well as each of Minnesota's other three Big Ten home series, has been moved to Target Field after the roof of the Metrodome was damaged by a blizzard in December.

LEAGUE-LEADING BOILERS; HIT BY PITCH PILING UP

• Purdue enters the opening weekend of Big Ten play leading the league in 13 notable statistical categories. The Boilermakers are also among the Top 20 nationally in six categories.

• Purdue leads the Big Ten in hit by pitch by a wide margin. The Boilers have been hit by a pitch 54 times in their first 24 games, averaging more than two hit batsmen per contest. Purdue batters have been hit by a pitch more than twice as often as second-place Ohio State (22). Meanwhile, the Boiler pitchers have plunked only 16 opposing batters, tied for the fewest in the league.

• At least one Purdue batter has been hit by a pitch in 23 of the first 24 games, the lone exception being the middle game of the Tennessee-Martin series (March 12). The Boilermakers have been hit five times in game on four occasions this season, winning three of the four games. The lone loss came in the home opener to Illinois State (March 22).

SCHREIBER TOPS IN STRIKEOUTS, PLawecki TOUGHEST TO K

• **Brad Schreiber** enters the opening weekend of Big Ten play leading the league with 38 strikeouts in 36 innings pitched. He also ranks second in the conference with a .207 batting average against, giving up only 28 hits in his first six starts. And by issuing only nine walks, he has compiled a higher strikeout total (38) than walks and hits combined (37).

• Schreiber's batterymate **Kevin Plawecki** leads Purdue with a .402 batting average and has emerged as the toughest player to strikeout in the Big Ten. He has whiffed only three times in 92 at-bats (109 plate appearances) to rank eighth nationally entering the week. The sophomore has fanned just once every 30.7 at-bats (and once every 36.3 plate appearances). For his college career, he has gone down on strikes only 14 times in 296 at-bats (338 plate appearances).

• **PLawecki in March: .393 (24-for-61), 4 2B, 9 RBI, 13 R, 4 BB, 8 HBP, .479 OBP**

PURDUE SCORES FIRST EARLY AND OFTEN

• Purdue has scored first in 21 of its first 24 games this season (including the first 12 in a row) thanks in part to a 61-9 scoring edge in the first two innings of a game. The early offense has been the primary reason that the Boilers have failed to hold the lead at some point only twice in their first 24 games: March 15 at No. 1 Vanderbilt and March 22 vs. Illinois State. The other game in which Purdue did not score first was the March 12 win at Tennessee-Martin.

• Because the Boilermakers have scored first so often, they've also trailed very infrequently early this year. Purdue did not trail in the first seven games of its eight-game win streak (from Feb. 27-March 12), a streak of 61 consecutive innings. For the season, the Boilers have held the lead for 130 of the 213 innings (61 percent) they've played.

• The Purdue pitching staff did not give up a run in the first inning until game No. 13 on March 12. The Boilermakers have batted first in 19 of the first 24 games.

RECORD FIVE PURDUE PLAYERS EARN BIG TEN WEEKLY HONORS

• Thanks to six innings of shutout, three-hit ball in his season debut at Lambert Field March 27, Brad Schreiber was recognized as the Big Ten Conference Pitcher of the Week. The sophomore surrendered only three singles in his victory against Bradley, improving to 4-0 on the year. He struck out seven, one shy of his career high, and did not issue a walk.

• Schreiber is already the fifth Boilermaker recognized by the Big Ten conference office this season. **Matt Morgan** has also been named Pitcher of the Week and teammates **Barrett Serrato**, **Angelo Cianfrocco** and **Tyler Spillner** have also been honored as the league's top player over a seven-day stretch.

• Since the Big Ten began recognizing Players and Pitchers of the Week in 1990, the five different Boilermakers honored this year represents a new program high. Previously, Purdue had four honorees in 1997 and 2006. And with Morgan winning Pitcher of the Week twice, the six weekly honors are also a new team benchmark. The Boilermakers won five weekly awards in 2003 and 2006.

Big Ten & National Rankings

Notables Entering The Week/Weekend

STATISTIC	BIG TEN	NATIONAL
Hit By Pitch (54)	1st	3rd
Batting Avg. (.327)	2nd	12th
Runs Per Game (7.9)	1st	12th
Doubles (60)	1st	12th
Slugging Pct. (.472)	1st	14th
Hits (283)	1st	19th

Big Ten Rankings are as of March 30

National Rankings are as of March 28

SCORING BREAKDOWN

INNINGS PLAYED in 2011: 213
INNINGS LED: 130
INNINGS TRAILED: 54
CONSECUTIVE W/O TRAILING: 61
Feb. 27-March 11
CONSECUTIVE LEADING: 29
March 6-8
FIRST INNING: 33-4 PURDUE
SECOND INNING: 28-5 PURDUE

BIG TEN CONFERENCE STANDINGS

	- BIG TEN -					- OVERALL -				
As of MARCH 30	W	L	Pct.	GB	Last 10	W	L	Pct.	Last 10	Streak
Michigan State	0	0	.000	—	—	15	6	.714	7-3	L-1
Penn State	0	0	.000	—	—	15	7	.682	7-3	W-3
Purdue	0	0	.000	—	—	16	8	.667	5-5	W-2
Indiana	0	0	.000	—	—	16	8	.667	7-3	W-2
Minnesota	0	0	.000	—	—	8	8	.500	5-5	W-1
Ohio State	0	0	.000	—	—	8	10	.444	3-7	W-2
Illinois	0	0	.000	—	—	8	10	.444	5-5	W-4
Iowa	0	0	.000	—	—	9	13	.409	4-6	L-2
Northwestern	0	0	.000	—	—	7	14	.333	3-7	L-1
Michigan	0	0	.000	—	—	6	16	.273	4-6	L-4

2011 BIG TEN PRESEASON TOP SIX

1. Minnesota
2. Michigan
3. Indiana
4. Michigan State
5. Iowa
6. Ohio State

The Opening Weekend of Big Ten Play • April 1-3

Purdue at Minnesota
 Illinois at Penn State
 Indiana at Michigan
 Michigan State at Iowa
 Northwestern at Ohio State

Upcoming Big Ten Weekend Series • April 8-10

Michigan at Purdue
 Iowa at Illinois
 Ohio State at Indiana
 Minnesota at Michigan State
 Penn State at Northwestern

SPILLNER SURGES THROUGH MARCH

- **Tyler Spillner** was Purdue's hottest hitter in the month of March, ending the month riding a career-best nine-game hitting streak and hitting safely in 13 of the final 14 games of the month total. He batted over .400 for the month even though he went 0-for-7 in the Lipscomb series the first weekend of March.
- The junior entered the month batting .276 and saw his average dip to .222 after the Lipscomb weekend. But the Purdue leadoff man has batted .472 (25-for-53) since the start of the spring break trip to jump to second on the team with a .370 average for the season. He also leads the team with 14 extra-base hits, recording 11 during his current nine-game hit streak. He has also posted eight multi-hit efforts during his streak.
- **SPILLNER'S NINE-GAME HIT STREAK: .500 (25-for-50), 7 2B, 3B, 3 HR, 11 RBI, 16 R, 5 BB, .860 SLUG**
- **SPILLNER IN MARCH: .413 (26-for-63), 11 XBH, 3 HR, 11 RBI, 18 R, 8 BB, .698 SLUG, .479 OBP**

TALBOTT STILL A PERFECT BASE THIEF

- Purdue has been active on the base paths for much of the season, successfully stealing at least one base in 19 of the first 24 games. Eleven Boilermakers have swiped at least one base but **Stephen Talbott** leads the way at a perfect 11-for-11. The sophomore is also a perfect 16-for-16 in his career.
- Talbott enters the weekend leading the team with 25 runs scored. He did not batter any higher than eighth in the lineup until getting a chance to leadoff in the finale of the Tennessee Tech series (March 20). But for the season he has batted eighth or ninth in 21 of the 23 games he has started.
- Talbott was the only Boiler that hit safely in all eight games of the spring break trip, finishing the road trip through Tennessee with a team-best .406 batting average. He finished a home run shy of the cycle in the March 12 win at Tennessee-Martin.
- **TALBOTT ON SPRING BREAK: .406 (13-for-32), 5 2B, 3B, 4 RBI, 9 R, 2 HBP, 4 SB**

SCHREIBER CONSISTENT IN HIS FIRST SIX STARTS

- **Brad Schreiber** has emerged as Purdue's most consistent starting pitcher over the first six weeks of the season. He has pitched at least five innings in each of his first six starts and gone at least seven in five of the six. The sophomore took a no-hitter into the sixth inning of his Feb. 27 win at Morehead State and earned Big Ten Pitcher of the Week honors for six innings of shutout ball in his March 27 win against Bradley. He has left the game with the lead in five of his first six starts, all but the March 20 game at Tennessee Tech, a contest the Boilers rallied to win.
- Schreiber has struck out seven or more batters over six innings in four of his first six starts. He fanned a career-high eight March 20 at Tennessee Tech.
- By winning each of his first three starts, Schreiber became the first Purdue weekend starter to open the season 3-0 since Jay Buente in 2006. Buente won three of his first four starts as the team's No. 1 arm, the lone no decision coming in a Purdue win at nationally-ranked North Carolina.

BRAD SCHREIBER START-BY-START							
Date	Opponent	Dec	IP	H	R-ER	BB	K
2/20	vs Pittsburgh	W	6	5	3-2	1	7
2/27	at Morehead St.	W	6	2	1-1	1	5
3/6	at Lipscomb	W	5	5	4-4	4	7
3/13	at UT Martin	ND	7	6	4-4	1	4
3/20	at Tenn. Tech	ND	6	7	4-4	2	8
3/27	Bradley	W	6	3	0-0	0	7

EIGHT-RUN NINTH INNING LIFTS PURDUE TO RUBBER GAME WIN AT TENNESSEE TECH

- Purdue baseball scored eight times in the ninth inning to break open a tie game and defeat Tennessee Tech, 12-4, in the March 20 rubber game of the weekend series and finale of the eight-game spring break trip. The team's biggest rally since scoring nine times in a March 26, 2010, home win against Chicago State gave Purdue its fifth consecutive victorious weekend to begin the season.
- **Kevin Plawecki** tied a program single-game record with the first five-hit effort by a Boilermaker since April 2009. He singled five times and was hit by a pitch with the bases loaded in the ninth inning.
- **Stephen Talbott** knocked in the go-ahead run in the ninth with a squeeze bunt that he beat out for a hit. **Andrew Dixon** scored the go-ahead tally after opening the inning with a base hit. Dixon later delivered a three-run triple in his second at-bat of the frame. **David Miller** also had two hits in the inning.

- 2011 SITUATIONAL STATISTICS: TEAM LEADERS -

WITH RUNNERS ON

1. Barrett Serrato, .392 (20-51)
2. David Miller, .385 (15-39)
3. Kevin Plawecki, .377 (20-53)
4. Eric Charles, .345 (19-55)
- Cameron Perkins, .345 (19-55)

WITH RUNNERS IN SCORING POSITION

1. Cameron Perkins, .425 (17-40)
2. Kevin Plawecki, .424 (14-33)
3. David Miller, .409 (9-22)
4. Barrett Serrato, .389 (14-36)
5. Ryan Bridges, .355 (11-31)

WITH TWO OUTS

1. Kevin Plawecki, .364 (12-33)
2. Ryan Bridges, .345 (10-29)
3. Tyler Spillner, .344 (11-32)
4. Eric Charles, .321 (9-28)
5. David Miller, .300 (6-20)

TWO-OUT RBIs

1. Ryan Bridges, 7
- Cameron Perkins, 7
- Kevin Plawecki, 7
- Barrett Serrato, 7
5. Miller/Talbott, 6

THE OPENING WEEKEND OF BIG TEN PLAY: PURDUE BASEBALL AT MINNESOTA

- HITTING STREAKS -

PLAYER	2011		CAREER	'10 Big Ten	
	LONG	CURRENT		LONG	CURRENT
ERIC CHARLES	6	2	14	7	—
CAMERON PERKINS	10	6	14	13	—
RYAN BRIDGES	6	3	13	9	—
KEVIN PLawecki	11	2	11	5	—
TYLER SPILLNER	9	9	9	6	—
STEPHEN TALBOTT	9	1	9	—	—
BARRETT SERRATO	4	2	8	—	2
BRAD SCHREIBER	—	1	8	3	—
ANGELO CIANFROCCO	7	1	7	5	5
DAVID MILLER	5	—	5	—	—
ANDREW DIXON	4	—	4	—	—
PAYTON BIEKER	4	—	4	—	2
DAVID BLOUNT	—	—	3	—	—
JAKE HANSEN	3	—	3	—	—

A HITTING STREAK IS DEFINED AS 3 OR MORE CONSECUTIVE GAMES

- 2011 HOME RUN TALLY -

PLAYER (SEASON #)	OPPONENT	ON	OUT	INNING
Angelo Cianfrocco (1)	Morehead (G2)	0	2	1
Angelo Cianfrocco (2)	Morehead (G2)	0	0	4
Cameron Perkins (1)	Morehead (G3)	1	0	7
Cameron Perkins (2)	Morehead (G4)	1	0	3
David Miller (1)	Lipscomb (G2)	0	2	2
Tyler Spillner (1)	UT Martin (G3)	0	0	1
Eric Charles (1)	UT Martin (G3)	0	0	5
Eric Charles (2)	UT Martin (G3)	1	0	8
Sean McHugh (1)	Belmont	1	0	2
Ryan Bridges (1)	Belmont	1	1	5
David Miller (2)	Tenn. Tech (G1)	2	2	1
Ryan Bridges (2)	Tenn. Tech (G1)	1	2	3
Tyler Spillner (2)	Tenn. Tech (G1)	1	1	4
Tyler Spillner (3)	Tenn. Tech (G2)	0	0	1
Sean McHugh (2)	Wabash	0	0	4

- 2011 HONORS & SPECIAL MENTIONS -

Big Ten Player of the Week

Tyler Spillner, March 14
Angelo Cianfrocco, Feb. 28
Barrett Serrato, Feb. 21

Big Ten Pitcher of the Week

Brad Schreiber, March 28
Matt Morgan, March 7
Matt Morgan, Feb. 21

Johnny Bench Award Watch List

Kevin Plawecki
[InsidePitching.com](#)

Great Lakes Region Pitcher of the Week

Matt Morgan, March 7

BIG EAST-Big Ten Challenge All-Tourney Team Selected by CollegeBaseball360.com

Matt Morgan
Kevin Plawecki
Barrett Serrato (Honorable Mention)

CollegeBaseball360.com Primetime Performer

Matt Morgan, Feb. 21

Big Ten Preseason Players to Watch & Perfect Game USA Top Prospects in Big Ten for 2012

Kevin Plawecki (2nd)
Brad Schreiber (3rd)
Cameron Perkins (6th)

Perfect Game USA Preseason All-Big Ten

Kevin Plawecki
[CollegeBaseballInsider.com Preseason Big Ten Poll](#)
Top Defensive Catcher & Top Throwing Catcher
Kevin Plawecki

CIANFROCCO & MORGAN SIDELINED; RAMER PROVIDES TRUE RELIEF

• The March 11 series-opening win at Tennessee-Martin came at a steep price for Purdue. Starting pitcher **Matt Morgan** and **Angelo Cianfrocco** both left the game early with injuries and have not played since. Morgan struggled with his control due to a finger injury and Cianfrocco reinjured his right shoulder while hitting a foul ball.

• Morgan strives to return to the rotation this weekend for the Big Ten-opening series at Minnesota. Cianfrocco's status is still uncertain but his prognosis is better than originally believed and the sophomore might still return this year.

• Morgan's injury forced him from the game with one out in the third inning of the series opener at UT Martin. **Robert Ramer** picked up the slack out of the bullpen, working five innings of one-run relief to earn the victory. He struck out a career-high five while matching the longest outing of his career. Ramer went on to start the series openers at Tennessee Tech and Bradley, again working five solid innings. He earned the win at Tech but settled for a no decision against Bradley.

WALK-OFF LOSS SNAPS WIN STREAK; BOILERS VERSUS TOP-RANKED VANDY

• Purdue's eight-game win streak from Feb. 27-March 12 ended in dramatic fashion in the series finale at Tennessee-Martin. The Boilermakers carried a four-run lead into the bottom of the ninth inning and were two outs away from completing a three-game sweep. But the Skyhawks hit a pair of home runs in the ninth inning, including a walk-off two-run blast. It was Purdue's second walk-off loss of the season.

• March 15, the Boilers were shutout for the first time since April 2009 in a loss at top-ranked Vanderbilt (NCBWA poll). It marked the first time that Purdue played a team ranked No. 1 in the country since getting swept in a 2005 series at Texas.

SPILLNER SELECTED BIG TEN PLAYER OF THE WEEK

• **Tyler Spillner** hit safely and scored a run in all four games the week of March 7-13 while batting .500, earning the junior Big Ten Conference co-Player of the Week honors for his consistency at the plate.

• Spillner busted out of an early-season slump with a big weekend series at Tennessee-Martin, finishing the three-game set a team-best 7-for-13 with three extra-base hits, four RBIs and six runs scored. He led off the series finale at UT Martin with his first home run of the season. For the week, Purdue's leadoff man reached base safely to begin an inning in five of his seven opportunities, none more important than his leadoff double in the top of the ninth inning of game two of the UTM series. He eventually scored the game-tying run.

McHUGH GOES DEEP FOR HIS FIRST COLLEGIATE HIT

• Freshman **Sean McHugh** made his first start for Purdue in the March 16 loss at Belmont and took advantage of the opportunity with a 2-for-3 showing. He was also hit by a pitch and scored twice. But the highlight of the day came in his first at-bat when he went deep to left field for his first collegiate hit. The two-run homer gave Purdue a 3-0 lead in the second inning. McHugh also hit the first home run of the season (and so far only long ball) at Lambert Field, connecting for a solo blast to left field in the March 23 win against Wabash.

SPILLNER & CHARLES GO DEEP IN HOMER-HEAVY SERIES FINALE

• After no home runs were hit in the first two games of the Purdue-UT Martin series (March 11-13), both teams went deep three times in the finale. **Tyler Spillner** and **Eric Charles** both connected for homers, Spillner leading off the game with a long ball for the second time in his career. Charles, meanwhile, posted his first career multi-homer game with a solo shot and two-run blast. He joined **Angelo Cianfrocco** as Boilers with a multi-homer game this season and **Cameron Perkins**, **Kevin Plawecki** and **Stephen Talbott** as active Purdue players to accomplish the feat in their careers.

• Spillner and Charles had also gone deep at Tennessee-Martin's Skyhawk Field as freshmen in 2009. Charles has now hit three of his five career home runs and Spillner two of his four career long balls in Martin, Tenn.

BIG HITS FROM DIXON & SERRATO IN COMEBACK WIN

• Purdue posted its first true comeback win of the season March 12, scoring in each of the final five innings — highlighted by a two-run ninth — to defeat Tennessee-Martin, 8-7. The Boilermakers trailed for much of the game after giving up a first-inning run for the first time this season.

• **Andrew Dixon** and **Barrett Serrato** came through with key hits late in the game. Dixon singled with two outs in each of his final two at-bats, driving in the game-tying run in the sixth and eighth innings. Later with one out, the bases loaded and Purdue trailing by a run, Serrato singled home the game-tying run. The Boilers went ahead moments later when **Ryan Bridges** drove in the go-ahead run with a sacrifice fly to left field.

BEST START SINCE 1993

• Purdue won its sixth straight game March 8 at No. 20 Louisville, posting its third win against a nationally-ranked opponent from the BIG EAST Conference this year. After winning each of the first two games of the Tennessee-Martin series, Purdue opened the year with an 11-2 mark. That represented the program's best start since the 1993 team was also 11-2. The 1993 Boilermakers began the year 16-2 on their way to posting a 36-win campaign.

PLAWECKI FINALLY HELD HITLESS

• **Kevin Plawecki** managed to record at least one hit in each of the first 11 games of the season in which he played. The longest hit streak of the sophomore's Purdue came to an end with an 0-for-5 showing in the middle game of the Tennessee-Martin series March 12. The 11-game run represents the Boilers' longest single-season hit streak so far this year.

• **PLAWECKI'S 11-GAME STREAK: .383 (18-for-47), 3 2B, 8 RBI, 11 R, 3 BB, 3 HBP, .453 OBP**

MORE NOTABLES ON LOUISVILLE WIN

• Although the teams played only twice from 1999-10, Purdue managed to post its first win against Louisville since 1998 March 8. In the process of winning 6-4, the Boilermakers snapped a pair of notable U of L streaks.

• Purdue was the first team to score more than four runs against the Cardinals this year. The Louisville pitching staff entered the game with a 1.47 team ERA.

• The Boilermakers snapped Louisville's 11-game win streak against Big Ten Conference teams dating back to 2009. The Cardinals won all three of their games at the season-opening BIG EAST-Big Ten Challenge and were 23-2 against Big Ten opponents since 2006.

PLAWECKI NAMED TO JOHNNY BENCH AWARD WATCH LIST

• Sophomore catcher **Kevin Plawecki** has been named to the initial watch list for the Johnny Bench Award, which honors the nation's top Division I catcher. Forty-two catchers appeared on the initial watch list, which will be updated periodically until a list of semifinalists is unveiled May 19.

• Plawecki was a Freshman All-American in 2010 and is among the Big Ten's top prospects for the 2012 Major League Baseball First-Year Player Draft. He has batted cleanup in every game he has started this season and proved to be Purdue's toughest player to strikeout, going down on strikes only twice in his first 71 plate appearances.

MORGAN GOES THE DISTANCE, HAASE PITCHES INTO THE NINTH

• In the last four games, the Purdue starting pitchers have prevented the opposition from scoring until at least the fifth inning. **Matt Morgan** kept Lipscomb off the scoreboard entirely with his three-hit, complete-game shutout in Purdue's 1-0 win on March 4. It was the senior's first career complete-game shutout and second complete game overall, earning him Big Ten Pitcher of the Week honors for the second time this season.

• **Joe Haase** finished one out shy of also pitching a complete game in the March 8 win at Louisville, but was still impressive with 8 2/3 innings of four-run ball. He did not issue a walk. It was the longest outing of the junior's career by more than four innings.

• Morgan was honored for the third time in his career after striking out 10 in Purdue's first 1-0 win since 2007. While registering his third career game with 10 or more strikeouts, he struck out at least one batter in eight of his nine innings. His five 1-2-3 frames were highlighted by a ninth inning in which he retired the heart of the Lipscomb lineup in order. He needed only 108 pitches to go the distance in a game that was played in one hour and 51 minutes.

ANOTHER NO-HIT BID INTO THE SIXTH

• **Lance Breedlove** carried a no-hitter into the sixth inning of his first start as a Boilermaker, helping Purdue win game one of the March 6 doubleheader at Lipscomb. The right-hander gave up a leadoff single in the sixth but still managed to earn his first win as a member of the program with 5 1/3 innings of three-run ball.

• It marked the second Sunday in a row that a Purdue pitcher carried a no-hitter into the sixth inning. **Brad Schreiber** did likewise Feb. 27 at Morehead State before it was broken up by a two-out hit.

PERKINS' HITTING STREAK SNAPPED AT 14

• **Cameron Perkins'** career-best 14-game hitting streak dating back to the final four games of the 2010 season was snapped in the March 8 win at Louisville. The 14-game run matched **Eric Charles** for the longest streak by an active Boilermaker. Charles hit safely in 14 straight games in 2009 on his way to earning Freshman All-American honors.

• Perkins extended his hitting streak in his final at-bat of the March 4 win at Lipscomb, delivering the big hit of the 1-0 victory with a two-out, run-scoring single in the eighth inning to plate **Stephen Talbott** from second base. He also delivered a clutch bases-clearing, two-out double that put Purdue ahead in the ninth inning of game two of the Morehead State series. The sophomore came back the next day and connected for a two-run homer to center field in both games of the doubleheader.

• **PERKINS' 14-GAME HIT STREAK: .390 (25-for-64), 5 2B, 3B, 2 HR, 18 RBI, 11 R, BB, 2 SB**

NOTABLE HOT STARTS (SINCE 1960)

YEAR	FIRST 10	OVERALL
2011	8-2	??
2000	7-3	35-23
1993	8-2	36-22
1989	7-3	34-25
1964	8-2	15-10
1963	8-2	16-14

THE LAST TIME...

• **Purdue Player had 7 at-bats** (7-Ties Purdue record)
7 - Tyler Spillner (at IPFW, 4-1-09)

• **Purdue player had 5 hits** (5-Ties Purdue record)
5 - Kevin Plawecki (at Tennessee Tech, 3-20-11)

• **Purdue player scored 5 runs** (5-Ties Purdue record)
5 - David Blount (at Morehead State, 2-27-11)

• **Purdue player had 7 RBIs** (9-Ties Purdue record)
8 - Neal Gorka (Indiana, 4-16-06)

• **Purdue player had 3 doubles** (4-Ties Purdue record)
3 - Nick Overmyer (Southeast Missouri, 2-28-09)

• **Purdue player had 2 triples** (2-Ties Purdue record)
2 - Tyler Spillner (Chicago State, 3-27-10)

• **Purdue player hit 2 home runs**
2 - Eric Charles (at UT Martin, 3-13-11)

• **Purdue player hit 3 home runs** (3-Ties PUR record)
3 - Dan Black (vs Indiana, 5-24-08)

• **Purdue player hit a grand slam**
Drew Madia (Penn State, 4-16-10)

• **Purdue pitcher recorded 10 strikeouts**
10 - Matt Morgan (at Lipscomb, 3-4-11)

• **Purdue Pitcher threw a 9-inning complete game**
Matt Morgan (at Lipscomb, 3-4-11)

• **Purdue shutout an opponent**
1-0 at Lipscomb (3-4-11)

• **Purdue scored 20 runs** (Purdue record, 37)
22 - Western Illinois (3-23-08)

• **Purdue recorded 20 hits** (Purdue record, 26)
20 - at Morehead State (2-27-11)

• **Purdue recorded 20 RBIs** (Purdue record, 27)
22 - Western Illinois (3-23-08)

• **Purdue hit 7 doubles** (Purdue record, 10)
8 - at Morehead State (2-27-11)

• **Purdue hit 3 triples** (Purdue record, 4)
3 - at Ohio (3-19-10)

• **Purdue hit 5 home runs** (Purdue record, 6)
5 - Penn State (4-16-10)

• **Purdue struck out 12 batters** (Purdue record, 17)
12 - Northwestern (4-24-10)

• **Purdue turned four double plays** (Purdue record, 5)
4 - IPFW (3-29-11)

— QUALITY PITCHING PERFORMANCES —

Pitcher (W/L/S/ND)	Opponent	IP	ER	K
Matt Morgan (W)	UConn	5.2	0	5
Nick Wittgren (ND)	UConn	2	1	1
Brad Schreiber (W)	Pitt	6	2	7
Nick Wittgren (S)	Pitt	2.2	0	3
Sean Collins (W)	Morehead	2	0	4
Lance Breedlove (S)	Morehead	3	0	3
Blake Mascarello (ND)	Morehead	5	3	4
Robert Ramer (ND)	Morehead	3	0	3
Brad Schreiber (W)	Morehead	6	1	5
Pat Gannon (ND)	Morehead	3	0	1
Matt Morgan (W)	Lipscomb	9	0	10
Lance Breedlove (W)	Lipscomb	5.1	3	1
Blake Mascarello (S)	Lipscomb	3.2	0	4
Nick Wittgren (S)	Lipscomb	3	1	2
Joe Haase (W)	Louisville	8.2	4	3
Robert Ramer (W)	UT Martin	5	1	5
Nick Wittgren (S)	UT Martin	1	0	0
Blake Mascarello (ND)	UT Martin	3	0	4
Nick Wittgren (W)	UT Martin	2	1	2
Brad Schreiber (ND)	UT Martin	7	4	4
Matt Gibbs (ND)	Belmont	2	1	0
Robert Ramer (W)	Tenn. Tech	5	2	4
Pat Gannon (S)	Tenn. Tech	4	0	7
Brad Schreiber (ND)	Tenn. Tech	6	4	8
Pat Gannon (ND)	Illinois State	2.2	1	1
Lance Breedlove (ND)	Illinois State	2.2	1	2
Calvin Gunter (W)	Wabash	5	0	5
Nick Wittgren (ND)	Wabash	1	0	3
Robert Ramer (ND)	Bradley	5	3	3
Brad Schreiber (W)	Bradley	6	0	7
Joe Haase (ND)	Bradley	2	0	3
Lance Breedlove (ND)	IPFW	2	0	1

2011 Team Total: 21 – Wittgren 6, Schreiber 5, Mascarello 3, Breedlove 4, Morgan 2, Ramer 4, Collins 1, Gannon 3, Haase 2, Gibbs 1, Gunter 1.

Requirements for inclusion in this chart

• **Starter:** 6 IP & 4 ER or fewer —or— 5 IP & 3 ER or fewer
 • **Long Relief:** 3 IP & 2 ER or fewer
 • **Short Relief:** 2 IP & 1 ER or fewer —or— 1+ IP, no H/BB/HBP

- PURDUE ALL-TIME LEADERS -

TRIPLES

1.	Shannon Stigleman	13	1992-95
	Jermaine Allensworth	13	1991-93
	Jeff Allison	13	1984-87
4.	Rod Metzler	12	1994-97
5.	Two tied with	10	
7.	Tyler Spillner	9	2009-Pr

STOLEN BASES

1.	Dave Scheitlin	70	1988-91
10.	David Blomberg	41	1998-01
11.	Two tied with	40	
13.	Two Tied with	35	
15.	Two tied with	34	
•	Tyler Spillner	30	2009-Pr
•	Eric Charles	27	2008-Pr

STRIKEOUTS

1.	Matt Bischoff	291	2007-10
8.	Mike Hedman	198	1994-97
9.	Sherard Clinkscales	190	1990-92
10.	Bob Hallas	179	1979-82
11.	Matt Kinzer	177	1982-84
12.	Matt Morgan	173	2008-Pr

STRIKEOUTS PER NINE INNINGS (75 IP)

1.	Josh Linblom	8.785	2007-08
2.	Sherard Clinkscales	8.724	1990-92
3.	Andy Swain	8.221	1985-89
4.	Matt Bischoff	8.101	2007-10
5.	Matt Morgan	8.039	2008-Pr
6.	Matt Luce	7.803	1994-97

STRIKEOUTS PER NINE INNINGS (125 IP)

1.	Sherard Clinkscales	8.724	1990-92
2.	Andy Swain	8.221	1985-89
3.	Matt Bischoff	8.101	2007-10
4.	Matt Morgan	8.039	2008-Pr
5.	Matt Luce	7.803	1994-97

STRIKEOUT-TO-WALK RATIO (75 IP)

1.	Josh Linblom	5.000	2007-08
2.	Matt Bischoff	4.217	2007-10
3.	Mitch Pruemer	3.149	2002-05
4.	Andrew Groves	3.032	2004-07
5.	Matt Morgan	2.703	2008-Pr
6.	Andy Swain	2.759	1985-89
7.	Scott Byrnes	2.671	2002-05
8.	Ben Quick	2.648	2000-01

FEWEST WALKS PER NINE INNINGS (75 IP)

1.	Josh Linblom	1.757	2007-08
9.	Jeff Rader	2.694	1994-97
10.	Chadd Blasko	2.735	2000-02
11.	Brian Karpel	2.790	2002-04
12.	Bruce Alexander	2.833	1978-81
13.	Jay Buente	2.911	2003-06
14.	Rex Gingerich	2.951	2003-06
15.	Matt Morgan	2.974	2008-Pr

SAVES

1.	Andy Helmer	15	1997-00
7.	Five tied with	8	
12.	Matt Skripsky	7	1999-03
13.	Two tied with	6	
15.	Four tied with	5	
•	Calvin Gunter	4	2009-Pr
•	Nick Wittgren	3	2011-Pr
•	Joe Haase	2	2009-Pr
•	Sean Collins	2	2009-Pr
•	Brad Schreiber	2	2010-Pr

2011 STARTING PITCHER BREAKDOWNS

DATE	OPPONENT	DEC	IP	H	R-ER	BB	K
- Matt Morgan (Sr, RHP) -							
2/18	vs Connecticut	W	5.2	3	0-0	2	5
2/26	at Morehead St.	ND	4+	7	8-2	4	4
3/4	at Lipscomb	W	9	3	0-0	2	10
3/11	at UT Martin	ND	2.1	2	1-1	1	1

- Joe Haase (Jr, RHP) -							
2/26	at Morehead St.	W	5	10	4-4	1	3
3/8	at Louisville	W	8.2	8	4-2	0	3
3/15	at Vanderbilt	L	5.1	9	5-5	2	4
3/22	Illinois State	ND	2	0	0-0	0	3

- Brad Schreiber (So, RHP) -							
2/20	vs Pittsburgh	W	6	5	3-2	1	7
2/27	at Morehead St.	W	6	2	1-1	1	5
3/6	at Lipscomb	W	5	5	4-4	4	7
3/13	at UT Martin	ND	7	6	4-4	1	4
3/20	at Tenn. Tech	ND	6	7	4-4	2	8
3/27	Bradley	W	6	3	0-0	0	7

- Blake Mascarello (Jr, LHP) -							
2/19	vs Notre Dame	L	3+	6	5-5	0	1
2/26	at Morehead St.	ND	5+	7	7-3	1	4
3/16	at Belmont	L	3	9	7-7	1	2

- Robert Ramer (So, RHP) -							
3/18	at Tenn. Tech	W	5	6	3-2	2	4
3/25	at Bradley	ND	5	5	4-3	1	3

- Lance Breedlove (Jr, RHP) -							
3/6	at Lipscomb	W	5.1	3	3-3	3	1
3/12	at UT Martin	ND	3	8	1-1	1	1

- Calvin Gunter (So, RHP) -							
3/18	at Wabash	W	5	1	0-0	0	5
3/29	IPFW	W	4	4	1-1	4	3

- Nick Wittgren (So, RHP) -							
3/19	at Tenn. Tech	L	5.1	8	6-6	0	5

2011 WIN/SAVE RELIEF APPEARANCES

DATE	OPPONENT	DEC	IP	H	R-ER	BB	K
- Nick Wittgren (So, RHP) -							
2/20	vs Pittsburgh	S	2.2	2	0-0	0	3
3/6	at Lipscomb	S	3	2	1-1	0	2
3/11	at UT Martin	S	1	0	0-0	0	0
3/12	at UT Martin	W	2	1	1-1	0	2

- Sean Collins (Jr, RHP) -							
2/26	at Morehead St.	W	2	0	0-0	2	4
2/26	at UT Martin	W	5	2	1-1	3	5

- Lance Breedlove (Jr, RHP) -							
2/26	at Morehead St.	S	3	1	0-0	1	3
3/20	at Tenn. Tech	W	1	1	0-0	0	0

- Blake Mascarello (Jr, LHP) -							
2/26	at Lipscomb	S	3.2	2	0-0	0	4

- Calvin Gunter (Jr, LHP) -							
3/8	at Louisville	S	1/3	0	0-0	0	1

- Pat Gannon (So, LHP) -							
3/18	at Tenn. Tech	S	4	6	0-0	0	7

- CAREER-HIGH PERFORMANCES -

HITS (MINIMUM 3)

PLAYER	TOTAL	OPPONENT & DATE
David Blount	5	Butler (4/22/09)
Kevin Plawecki	5	at Tenn. Tech (3/20/11)
Paytn Bieker	4	at Chicago State (4/20/10)
Eric Charles	4	on Three Occasions
Most Recently: vs Connecticut (2/18/11)		
Cameron Perkins	4	On Two Occasions
Most Recently: at Belmont (3/16/11)		
Barrett Serrato	4	Butler (4/22/10)
Tyler Spillner	4	on Two Occasions
Most Recently: Bradley (3/27/11)		
Ryan Bridges	3	on Two Occasions
Most Recently: at UT Martin (3/11/11)		
Angelo Cianfrocco	3	on Three Occasions
Most Recently: at Morehead State (2/27/11)		
Andrew Dixon	3	at Lipscomb (3/6/11)
David Miller	3	on Three Occasions
Most Recently: at Lipscomb (3/6/11)		
Brad Schreiber	3	on Two Occasions
Most Recently: at Morehead State (2/26/11)		
Stephen Talbott	3	On Two Occasions
Most Recently: at UT Martin (3/12/11)		

RBIs (MINIMUM 3)

PLAYER	TOTAL	OPPONENT & DATE
David Blount	4	Butler (4/22/09)
Eric Charles	4	at Southern Illinois (3/5/10)
Angelo Cianfrocco	4	Chicago State (3/26/10)
Cameron Perkins	4	at Morehead State (2/26/11)
Kevin Plawecki	4	at Eastern Kentucky (3/17/10)
Brad Schreiber	4	at Southern Illinois (3/5/10)
Tyler Spillner	4	vs Rutgers (2/28/10)
Stephen Talbott	4	at Missouri (3/30/10)
Ryan Bridges	3	on Three Occasions
Most Recently: Bradley (3/27/11)		
Andrew Dixon	3	at Tenn. Tech (3/20/11)
Sean McHugh	3	Wabash (3/23/11)
Barrett Serrato	3	on Two Occasions
Most Recently: vs West Virginia (3/1/10)		

MULTI-HOMER GAMES

PLAYER	HRs	OPPONENT & DATE
Eric Charles	2	at UT Martin (3/13/11)
Angelo Cianfrocco	2	at Morehead State (3/8/11)
Cameron Perkins	2	Northwestern (4/25/10)
Kevin Plawecki	2	Minnesota (4/4/10)
Stephen Talbott	2	at Missouri (3/30/10)

HOMERED IN BOTH GAMES

OF A DOUBLEHEADER

PLAYER	HRs	OPPONENT & DATE
Cameron Perkins	2	at Morehead State (2/27/11)

LEADOFF HOME RUNS TO BEGIN A GAME

PLAYER	OPPONENT & DATE
Tyler Spillner	at Tenn. Tech (3/19/11)
Tyler Spillner	at UT Martin (3/13/11)
Tyler Spillner	at Chicago State (4/20/10)
Stephen Talbott	at Missouri (3/30/10)

INNINGS PITCHED (MINIMUM 5)

PLAYER	TOTAL	OPPONENT & DATE
Matt Morgan	9	on Two Occasions
Most Recently: at Lipscomb (3/4/11)		
Joe Haase	8 2/3	at Louisville (3/8/11)
Blake Mascarello	7	Illinois State (3/24/10)
Brad Schreiber	7	at UT Martin (3/13/11)
Pat Gannon	6	Chicago State (3/26/10)
Calvin Gunter	5 2/3	Michigan State (5/9/10)
Lance Breedlove	5 1/3	at Lipscomb (3/6/11)
Nick Wittgren	5 1/3	at Tenn. Tech (3/19/11)
Robert Ramer	5	on Four Occasions
Most Recently: at Bradley (3/25/11)		

STRIKEOUTS (MINIMUM 5)

PLAYER	TOTAL	OPPONENT & DATE
Matt Morgan	14	at Ohio (3/20/10)
Blake Mascarello	8	at Eastern Kentucky (3/16/10)
Brad Schreiber	8	at Tenn. Tech (3/20/11)
Pat Gannon	7	at Tenn. Tech (3/18/11)
Calvin Gunter	5	on Two Occasions
Most Recently: Wabash (3/23/11)		
Robert Ramer	5	at UT Martin (3/11/11)
Nick Wittgren	5	at Tenn. Tech (3/19/11)

COMPLETE GAMES

PLAYER	IP	OPPONENT & DATE
Matt Morgan	9	at Lipscomb (3/4/11)
Matt Morgan	9	at Penn State (4/12/09)

– **PURDUE ACTIVE CAREER LEADERS** –

BATTING AVG (Min. 200 ABs)

1.	Kevin Plawecki (So)	.361
2.	Cameron Perkins (So)	.338
3.	Eric Charles (Jr)	.327

HITS

1.	Eric Charles (Jr)	144
2.	Tyler Spillner (Jr)	141
3.	Cameron Perkins (So)	107
	Kevin Plawecki (So)	107

DOUBLES

1.	Tyler Spillner (Jr)	28
2.	Eric Charles (Jr)	25
3.	Cameron Perkins (So)	22

TRIPLES

1.	Tyler Spillner (Jr)	9
2.	Eric Charles (Jr)	5
3.	Cameron Perkins (So)	4

HOME RUNS

1.	Cameron Perkins (So)	10
2.	Kevin Plawecki (So)	8
3.	Eric Charles (Jr)	5

RBI

1.	Eric Charles (Jr)	77
2.	Kevin Plawecki (So)	69
3.	Tyler Spillner (Jr)	67

RUNS SCORED

1.	Eric Charles (Jr)	98
2.	Tyler Spillner (Jr)	95
3.	Cameron Perkins (So)	66

WALKS

1.	Tyler Spillner (Jr)	66
2.	Eric Charles (Jr)	52
3.	Barrett Serrato (Jr)	35

ON-BASE PCT (Min. 200 ABs)

1.	Eric Charles (Jr)	.414
	Kevin Plawecki (So)	.414
3.	Tyler Spillner (Jr)	.412

STOLEN BASES

1.	Tyler Spillner (Jr)	30
2.	Eric Charles (Jr)	27
3.	Stephen Talbott (So)	16

VICTORIES

1.	Matt Morgan (Sr)	12
2.	Brad Schreiber (So)	6
3.	Pat Gannon (So)	4
	Joe Haase (Jr)	4
	Robert Ramer (So)	4

GAMES STARTED

1.	Matt Morgan (Sr)	27
2.	Blake Mascarello (Jr)	7
3.	Brad Schreiber (So)	7

APPEARANCES

1.	Matt Morgan (Sr)	44
2.	Joe Haase (Jr)	39
3.	Sean Collins (Jr)	38

INNINGS PITCHED

1.	Matt Morgan (Sr)	193 2/3
2.	Joe Haase (Jr)	76
3.	Blake Mascarello (Jr)	73 2/3

STRIKEOUTS

1.	Matt Morgan (Sr)	173
2.	Blake Mascarello (Jr)	63
3.	Joe Haase (Jr)	54

SAVES

1.	Calvin Gunter (Jr)	4
2.	Nick Wittgren (So)	3
3.	Sean Collins (Jr)	2
	Joe Haase (Jr)	2
	Brad Schreiber (So)	2

ERA (Min. 40 innings)

1.	Brad Schreiber (So)	3.73
2.	Robert Ramer (So)	3.79
3.	Joe Haase (Jr)	4.38

AVG AGAINST (Min. 40 innings)

1.	Robert Ramer (So)	.224
2.	Brad Schreiber (So)	.245
3.	Matt Morgan (Sr)	.287

2011 INNING-BY-INNING SCORING SUMMARY: ALL GAMES

	1	2	3	4	5	6	7	8	9	EX	Total
PURDUE	33	28	16	29	14	15	22	14	20	0	191
OPPONENTS	4	5	22	34	16	17	15	15	12	1	141
DIFFERENCE	+29	+23	-6	-5	-2	-2	+7	-1	+8	-1	+50

TWO-OUT RBI BREAKDOWN

– 2011 –

PLAYER	<u>TWO-OUT RBIs</u>	<u>TOTAL RBIs</u>	<u>TWO-OUT RBIs</u>	<u>TOTAL RBIs</u>
Payton Bieker	2	6	8	17
David Blount	—	3	8	32
Ryan Bridges	7	18	15	45
Eric Charles	3	21	18	77
Angelo Cianfrocco	3	6	11	25
Andrew Dixon	5	6	5	6
Sean McHugh	—	5	—	5
David Miller	6	14	6	14
Cameron Perkins	7	20	17	54
Kevin Plawecki	5	16	23	69
Brad Schreiber	1	3	4	18
Barrett Serrato	7	20	21	46
Tyler Spillner	5	15	18	67
Stephen Talbott	6	13	10	20

REACHED SAFELY TO BEGIN AN INNING: 2011

PLAYER	REACHED	OPPORTUNITIES	PERCENTAGE	OBP IN 2011
Chris Antonelli	2	2	1.000	.500
Payton Bieker	3	5	.600	.429
Kyle Bischoff	2	2	1.000	.444
David Blount	0	1	.000	.286
Ryan Bridges	4	10	.400	.393
Nick Burke	–	–	–	.000
Eric Charles	9	20	.450	.391
Angelo Cianfrocco	5	9	.556	.500
Patrick Coghlan	–	–	–	.000
Collin DeDecker	0	1	.000	.000
Andrew Dixon	8	16	.500	.340
Jake Hansen	1	4	.250	.364
Sean McHugh	2	4	.500	.421
David Miller	6	13	.462	.440
Cameron Perkins	12	23	.522	.409
Kevin Plawecki	11	19	.579	.477
Brad Schreiber	1	3	.333	.412
Barrett Serrato	10	23	.412	.410
Tyler Spillner	20	37	.541	.455
Stephen Talbott	11	20	.550	.427

2011 INHERITED RUNNERS/SCORED RECAP

PITCHER	INHEIRITED	SCORED	PERCENTAGE	RELIEF APP
Lance Breedlove	4	3	.750	7
Tyler Calder	0	0	–	1
Sean Collins	7	1	.143	10
Pat Gannon	2	0	.000	8
Matt Gibbs	1	0	.000	4
Calvin Gunter	2	1	.500	4
Joe Haase	1	0	.000	4
Blake Mascarello	3	1	.333	6
Robert Ramer	5	2	.400	3
Mike Sudbury	6	3	.500	5
Nick Wittgren	8	2	.250	10
Team	39	13	.333	62

GROUND BALL DOUBLE PLAYS FORCED

– 2011 –

<u>PITCHER</u>	<u>GDPs</u>	<u>INNINGS</u>	<u>GDPs</u>	<u>INNINGS</u>
Lance Breedlove	1	20 1/3	1	20 1/3
Tyler Calder	0	2/3	0	10 1/3
Sean Collins	0	9	5	51 2/3
Pat Gannon	3	12 2/3	6	34 1/3
Matt Gibbs	0	4 2/3	0	4 2/3
Calvin Gunter	1	13	5	49 2/3
Joe Haase	2	25 2/3	9	76
Blake Mascarello	2	21 1/3	8	73 2/3
Matt Morgan	1	21	12	193 2/3
Robert Ramer	2	19	4	40 1/3
Brad Schreiber	1	36	4	60 1/3
Mike Sudbury	1	5 2/3	1	8 2/3
Nick Wittgren	1	22	1	22

2011 PURDUE BIG TEN TRAVEL ROSTER

<u>No.</u>	<u>Name</u>	<u>Pos</u>	<u>B-T</u>	<u>Ht</u>	<u>Wt</u>	<u>Yr</u>	<u>Hometown (High School/Previous College)</u>
PITCHERS							
1	Joe Haase	RHP	R-R	5-11	175	Jr	Knightstown, Ind. (Knightstown)
7	Pat Gannon	LHP	R-L	6-0	175	So	Evergreen Park, Ill (Brother Rice)
13	Blake Mascarello	LHP	L-L	6-1	200	Jr	Crown Point, Ind. (Crown Point)
18	Matt Morgan	RHP	R-R	5-11	170	Sr	Fishers, Ind. (Hamilton Southeastern)
28	Nick Wittgren	RHP	R-R	6-3	185	So	Lafayette, Ind. (McCutcheon/Parkland CC)
35	Calvin Gunter	LHP	L-L	6-0	175	Jr	Noblesville, Ind. (Noblesville/Toledo)
37	Sean Collins	RHP	R-R	6-5	215	Jr	Pendleton, Ind. (Pendleton Heights)
39	Mike Sudbury	LHP	L-L	6-7	200	Jr	Munster, Ind. (Munster/Ohio Dominican)
40	Brad Schreiber	RHP/DH	R-R	6-4	235	So	Menasha, Wis. (Kimberly)
43	Robert Ramer	RHP	R-R	6-4	190	So	Sunnyvale, Calif. (Fremont/UC Riverside)
45	Lance Breedlove	RHP	R-R	6-1	165	Jr	Long Beach, Calif. (Los Alamitos/Long Beach City CC)
CATCHERS							
17	Sean McHugh	C/OF	R-R	5-11	185	Fr	Leawood, Kan. (Blue Valley North)
26	Kevin Plawecki	C	R-R	6-2	200	So	Carmel, Ind. (Westfield)
INFIELDBERS							
2	Eric Charles	2B	R-R	5-10	180	Jr	Zionsville, Ind. (Zionsville)
6	Jake Hansen	2B/SS	R-R	5-8	160	So	Westfield, Ind. (Westfield)
15	David Blount	3B/SS	R-R	5-11	185	Sr	Miami, Fla. (Palmetto)
21	Ryan Bridges	1B/3B	R-R	6-0	215	Jr	Griffith, Ind. (Griffith)
22	Cameron Perkins	3B	R-R	6-5	200	So	Indianapolis (Southport)
23	Barrett Serrato	SS/OF	L-R	6-2	185	Jr	West Chicago, Ill. (West Chicago)
29	David Miller	SS/2B	L-R	5-8	175	Jr	St. Louis, Mo. (St. Louis Univ. High/SW Illinois CC)
OUTFIELDERS							
5	Payton Bieker	OF/C	R-R	5-10	165	Sr	Fort Wayne, Ind. (Snider/Vincennes Univ.)
8	Angelo Cianfrocco	OF/1B	L-L	6-2	180	So	San Diego, Calif. (Westview)
11	Andrew Dixon	OF	L-R	5-9	175	Jr	Lafayette, La. (Lafayette/Hutchinson CC)
36	Stephen Talbott	OF	R-R	6-3	195	So	Freehold, N.J. (Freehold Township)
44	Tyler Spillner	OF	L-R	6-1	185	Jr	Fort Wayne, Ind. (Northrop)
COACHING STAFF							
4	Doug Schreiber	Head Coach			13th Year		Third Base Coach/Pitching Changes
25	Ryan Sawyers	Assistant Coach			4th Year		Pitching Coach/Mound Visits
24	Jeff Duncan	Assistant Coach			2nd Year		Hitting Coach/First Base Coach
12	Tristan McIntyre	Assistant Coach			1st Year		Bullpen Coach




Pronunciation Guide

#1 Joe **HAASE**: Hase (like Chase)
 #5 Payton **BIEKER**: Bee-ker
 #8 Angelo **CIANFROCCO**: See-ann-frock-oh
 #13 Blake **MASCARELLO**: Mask-uh-rell-oh
 #15 David **BLOUNT**: Blunt
 #23 Barrett **SERRATO**: Ser-rah-toe

#26 Kevin **PLAWECKI**: Plah-weck-ee
 #28 Nick **WITTGREN**: Witt-gren
 #36 Stephen **TALBOTT**: Tal-Bit (not Tall)
 #39 Mike **SUDBURY**: Sud-berry
 #42 Chris **ANTONELLI**: Ann-tuh-nell-ee
 #43 Robert **RAMER**: Ray-mer

Opening in 2012
The New Northwest Baseball Facility
Construction to Begin Spring of 2011
Stadium to be located near the intersection of
McCormick & Cherry on the northwest side of campus

The 2011 season will be Purdue's last at Lambert Field. The new northwest baseball facility is set to open for the 2012 home opener. The \$21 million baseball stadium, to be financed with athletics department funds, could eventually seat up to 2,500 spectators in the first phase of improvements to the Northwest Athletics Complex that includes the adjacent soccer facility. The intercollegiate baseball stadium will replace the existing 1,100-seat Lambert Field, which has been the team's home since 1965. Purdue will close out Lambert Field this year with an eight-game homestand from May 11-21, highlighted by Big Ten Conference series against Illinois and Iowa.





2010 Purdue Baseball
Overall Statistics for Purdue (as of Mar 30, 2011)
(2010 vs MINNESOTA Sorted by Batting avg)



Record: 1-2 Home: 1-2 Away: 0-0 Big Ten: 1-2

Player	avg	gp-gs	ab	r	h	2b	3b	hr	rbi	tb	slg%	bb	hp	so	gdp	ob%	sf	sh	sb-att	po	a	e	fld%
26 Plawecki, Kevin	.545	3-3	11	5	6	1	0	3	3	16	1.455	1	1	0	1	.615	0	0	0-1	30	3	0	1.000
11 Overmyer, Nick	.455	3-3	11	1	5	0	0	1	2	8	.727	0	1	1	0	.500	0	0	0-1	3	8	2	.846
28 Arthur, Barret	.400	3-3	10	2	4	2	0	1	2	9	.900	0	0	3	0	.364	1	0	0-0	4	0	0	1.000
40 Schreiber, Brad	.333	3-2	9	0	3	1	0	0	0	4	.444	1	0	2	0	.400	0	0	0-0	0	1	0	1.000
17 Madia, Drew	.333	3-3	9	1	3	0	0	0	0	3	.333	3	0	2	0	.500	0	0	0-1	24	1	0	1.000
30 Moore, Jon	.250	3-3	8	1	2	0	0	0	1	2	.250	1	0	2	0	.333	0	0	0-0	5	0	1	.833
22 Perkins, Cameron	.214	3-3	14	2	3	1	0	0	1	4	.286	0	0	1	0	.214	0	0	0-0	3	6	1	.900
44 Spillner, Tyler	.182	3-2	11	0	2	0	0	0	1	2	.182	1	0	1	0	.250	0	0	0-0	2	0	0	1.000
2 Charles, Eric	.111	3-3	9	1	1	0	0	0	0	1	.111	0	2	1	1	.273	0	1	0-0	7	7	1	.933

29 Lilly, Jonathan	.333	2-1	3	1	1	0	0	1	2	4	1.333	0	0	0	0	.333	0	0	0-1	0	0	0	.000
36 Talbott, Stephen	.000	3-1	4	1	0	0	0	0	0	0	.000	1	0	3	1	.200	0	0	0-0	1	0	0	1.000
15 Blount, David	.000	2-0	2	0	0	0	0	0	0	0	.000	0	0	0	0	.000	0	0	0-0	0	3	0	1.000
21 Bridges, Ryan	.000	1-0	2	0	0	0	0	0	0	0	.000	0	0	1	0	.000	0	0	0-0	0	0	0	.000
8 Cianfrocco, Angelo	.000	3-0	2	0	0	0	0	0	0	0	.000	0	1	0	0	.333	0	0	0-0	5	0	0	1.000
5 Bieker, Payton	.000	1-0	1	0	0	0	0	0	0	0	.000	1	0	0	0	.500	0	0	0-0	0	0	0	.000
Totals	.283	3	106	15	30	5	0	6	12	53	.500	9	5	17	3	.364	1	1	0-4	84	33	6	.951
Opponents	.328	3	116	25	38	9	0	3	25	56	.483	14	1	28	3	.396	3	3	2-4	81	34	8	.935

LOB - Team (26), Opp (28). DPs turned - Team (3), Opp (3).

(2010 vs MINNESOTA Sorted by Earned run avg)

Player	era	w-l	app	gs	cg	sho	sv	ip	h	r	er	bb	so	2b	3b	hr	b/avg	wp	hp	bk	sfa	sha
45 Bischoff, Matt	2.00	0-0	1	1	0	0/0	0	9.0	6	2	2	0	10	1	0	1	.194	0	0	0	0	1
18 Morgan, Matt	2.45	0-0	1	1	0	0/0	0	7.1	6	2	2	1	7	2	0	0	.222	0	1	1	0	0
40 Schreiber, Brad	6.00	0-0	1	0	0	0/0	0	3.0	5	2	2	3	4	1	0	0	.385	2	0	0	0	1

31 Cahill, Kevin	0.00	0-0	1	0	0	0/0	0	2.0	2	0	0	0	0	1	0	0	.250	0	0	0	0	0
1 Haase, Joe	0.00	0-0	2	0	0	0/0	0	1.1	1	1	0	0	2	0	0	0	.250	1	0	1	2	0
14 Wurdack, Drew	0.00	0-0	1	0	0	0/0	0	0.0	1	0	0	1	0	0	0	0	1.000	0	0	0	0	0
7 Gannon, Pat	9.00	0-0	1	0	0	0/0	0	2.0	3	2	2	3	2	0	0	0	.300	0	0	0	0	0
35 Gunter, Calvin	27.00	1-0	2	0	0	0/0	0	0.2	2	2	2	2	0	0	0	1	.667	0	0	0	0	0
13 Mascarello, Blake	27.00	0-1	1	0	0	0/0	0	0.2	3	4	2	0	1	2	0	0	.600	0	0	0	0	1
12 Jansen, Matt	32.40	0-1	1	1	0	0/0	0	1.2	4	6	6	4	1	2	0	0	.500	1	0	0	1	0
43 Ramer, Robert	99.00	0-0	1	0	0	0/0	0	0.1	5	4	4	0	1	0	0	1	.833	0	0	1	0	0
Totals	7.07	1-2	3	3	0	0/0	0	28.0	38	25	22	14	28	9	0	3	.328	4	1	3	3	3
Opponents	3.67	2-1	3	3	0	0/0	1	27.0	30	15	11	9	17	5	0	6	.283	0	5	0	1	1

SBA/ATT - Plawecki (2-4), Gannon (2-2), Bischoff, M. (0-1), Morgan (0-1).



**2011 Purdue Baseball
Overall Statistics for Purdue (as of Mar 29, 2011)
(All games Sorted by Batting avg)**



Record: 16-8 Home: 3-1 Away: 11-6 Neutral: 2-1 Big Ten: 0-0

Player	avg	gp-gs	ab	r	h	2b	3b	hr	rbi	tb	slg%	bb	hp	so	gdp	ob%	sf	sh	sb-att	po	a	e	fld%
26 PLawecki, Kevin	.402	23-23	92	21	37	6	0	0	16	43	.467	6	9	3	3	.477	2	0	1-3	140	16	2	.987
44 SPILLNER, Tyler	.370	24-23	92	23	34	10	1	3	15	55	.598	15	1	12	2	.455	2	2	5-7	38	1	4	.907
22 PERKINS, Cameron	.337	23-23	98	17	33	5	2	2	20	48	.490	4	8	12	0	.409	0	1	5-5	13	48	5	.924
23 SERRATO, Barrett	.330	24-23	88	23	29	6	1	0	20	37	.420	11	3	19	2	.410	3	1	2-3	23	19	5	.894
21 BRIDGES, Ryan	.319	22-19	69	9	22	7	0	2	18	35	.507	9	2	11	3	.393	4	3	2-3	162	14	1	.994
2 CHARLES, Eric	.316	24-24	98	20	31	6	1	2	21	45	.459	7	7	11	1	.391	3	0	5-8	54	68	4	.968
29 MILLER, David	.311	20-15	61	12	19	1	0	2	14	26	.426	8	6	8	0	.440	0	0	2-4	20	50	6	.921
36 TALBOTT, Stephen	.304	24-23	79	25	24	6	1	0	13	32	.405	10	7	14	2	.427	0	4	11-11	28	1	1	.967

8 CIANFROCCO, Angelo	.425	11-11	40	14	17	5	1	2	6	30	.750	5	1	12	2	.500	0	0	1-1	46	0	0	1.000
5 BIEKER, Payton	.321	14-7	28	7	9	2	2	0	6	15	.536	6	0	5	0	.429	1	1	1-1	31	2	0	1.000
40 SCHREIBER, Brad	.286	4-4	14	0	4	1	0	0	3	5	.357	2	1	6	0	.412	0	0	0-0	0	6	0	1.000
17 McHUGH, Sean	.286	9-4	14	5	4	1	0	2	5	11	.786	3	1	2	0	.421	1	0	0-0	11	0	0	1.000
38 BISCHOFF, Kyle	.286	9-2	7	0	2	0	0	0	1	2	.286	1	1	1	0	.444	0	1	0-0	13	1	0	1.000
6 HANSEN, Jake	.278	13-2	18	1	5	2	0	0	1	7	.389	2	1	2	0	.364	1	1	0-1	6	5	2	.846
11 DIXON, Andrew	.244	19-10	45	9	11	1	1	0	6	14	.311	3	4	8	1	.340	1	2	4-5	33	0	2	.943
15 BLOUNT, David	.167	10-3	12	5	2	1	0	0	3	3	.250	1	1	4	0	.286	0	1	0-0	1	2	0	1.000
9 DeDECKER, Collin	.000	6-0	6	0	0	0	0	0	0	0	.000	0	0	4	0	.000	0	0	0-0	3	0	0	1.000
42 ANTONELLI, Chris	.000	3-0	2	0	0	0	0	0	0	0	.000	1	1	0	1	.500	0	0	0-0	0	0	0	.000
16 COGLAN, Patrick	.000	1-0	1	0	0	0	0	0	0	0	.000	0	0	1	0	.000	0	0	0-0	0	0	0	.000
31 BURKE, Nick	.000	1-0	1	0	0	0	0	0	0	0	.000	0	0	1	0	.000	0	0	0-0	1	0	0	1.000
Totals	.327	24	865	191	283	60	10	15	168	408	.472	94	54	136	17	.418	18	17	39-52	633	255	33	.964
Opponents	.297	24	862	141	256	58	5	9	126	351	.407	61	16	181	15	.352	7	11	9-17	639	262	46	.951

LOB - Team (218), Opp (184). DPs turned - Team (18), Opp (22). CI - Team (1), PLawecki 1. IBB - Team (3), PERKINS 1, PLawecki 1, SERRATO 1, Opp (1). Picked off - SPILLNER 2, PERKINS 2, PLawecki 1, CIANFROCCO 1.

(All games Sorted by Earned run avg)

Player	era	w-l	app	gs	cg	sho	sv	ip	h	r	er	bb	so	2b	3b	hr	b/avg	wp	hp	bk	sfa	sha
40 SCHREIBER, Brad	3.75	4-0	6	6	0	0/0	0	36.0	28	16	15	9	38	10	0	1	.207	3	1	0	1	1
1 HAASE, Joe	3.86	2-1	8	4	0	0/0	0	25.2	34	14	11	5	18	9	0	1	.304	0	4	1	0	0

18 MORGAN, Matt	1.29	2-0	4	4	1	1/0	0	21.0	15	9	3	9	20	5	1	1	.195	4	3	0	0	1
7 GANNON, Pat	2.84	0-0	8	0	0	0/0	1	12.2	16	4	4	5	11	4	0	0	.314	0	1	0	0	0
37 COLLINS, Sean	4.00	1-2	10	0	0	0/0	0	9.0	16	6	4	2	12	1	0	1	.390	0	0	1	0	2
43 RAMER, Robert	4.26	2-0	5	2	0	0/0	0	19.0	16	11	9	9	17	3	0	2	.232	1	1	2	0	2
39 SUDBURY, Mike	4.76	0-0	5	0	0	0/0	0	5.2	11	3	3	2	2	3	0	0	.440	1	1	0	0	0
27 GIBBS, Matt	5.79	0-0	4	0	0	0/0	0	4.2	11	4	3	2	1	3	0	0	.440	1	0	0	0	0
28 WITTGREN, Nick	6.14	1-2	11	1	0	0/0	3	22.0	24	16	15	3	22	3	2	2	.289	2	1	0	3	2
45 BREEDLOVE, Lance	6.20	2-0	9	2	0	0/0	1	20.1	31	17	14	5	10	2	1	0	.337	1	0	1	1	0
13 MASCARELLO, Blake	7.59	0-3	9	3	0	0/0	1	21.1	30	24	18	4	19	10	1	0	.326	1	2	0	0	2
35 GUNTER, Calvin	9.69	2-0	6	2	0	0/0	1	13.0	20	14	14	6	11	4	0	1	.370	0	2	0	2	1
32 CALDER, Tyler	40.50	0-0	1	0	0	0/0	0	0.2	4	3	3	0	0	1	0	0	.667	0	0	0	0	0
Totals	4.82	16-8	24	24	1	1/0	7	211.0	256	141	113	61	181	58	5	9	.297	14	16	5	7	11
Opponents	6.30	8-16	24	24	1	1/1	2	213.0	283	191	149	94	136	60	10	15	.327	19	54	3	18	17

PB - Team (2), PLawecki 2, Opp (3). Pickoffs - Team (1), WITTGREN 1, Opp (6). SBA/ATT - PLawecki (9-17), BREEDLOVE (3-5), HAASE (3-4), RAMER (1-2), SCHREIBER (1-2), COLLINS (0-1), GANNON (1-1), MASCARELLO (0-1), WITTGREN (0-1).