



2011 PURDUE BASEBALL



The Final Season at Lambert Field • www.PurdueSports.com

SID Contact Info: Ben Turner >>> benturner@purdue.edu >>> Office: 765-494-3198 >>> Cell: 217-549-7965

– FEBRUARY (5-2) –

18	+ vs #9 Connecticut	W	10-2
19	+ vs Notre Dame	L	19-2
20	+ vs #30 Pittsburgh	W	5-3
26	at Morehead State	W	11-8
	at Morehead State	L	10-9 (11)
27	at Morehead State	W	18-1
	at Morehead State	W	17-9

– MARCH (11-6) –

4	at Lipscomb	W	1-0
6	at Lipscomb	W	10-3
	at Lipscomb	W	10-6
8	at #20 Louisville	W	6-4
11	at Tennessee-Martin	W	4-3
12	at Tennessee-Martin	W	8-7
13	at Tennessee-Martin	L	10-9
15	at #1 Vanderbilt	L	9-0
16	at Belmont	L	13-6
18	at Tennessee Tech	W	13-3
19	at Tennessee Tech	L	8-3
20	at Tennessee Tech	W	12-4
22	ILLINOIS STATE	L	5-4
23	WABASH	W	9-3
25	at Bradley	L	9-4
26	at Bradley	Canceled	
27	BRADLEY	W	12-1
29	IPFW	W	8-1

– APRIL (13-5, 9-5 BIG TEN) –

1	• at Minnesota (Target Field)	L	8-5
2	• at Minnesota (Target Field)	W	7-0
	• at Minnesota (Target Field)	L	4-1
6	at Butler	W	10-8
8	• MICHIGAN	W	6-0
9	• MICHIGAN (BTN)	W	4-2
10	• MICHIGAN	L	6-5 (10)
12	at Ball State	W	8-5
13	vs IPFW (Parkview Field)	W	8-3
15	• at Penn State	W	5-3
17	• at Penn State	L	4-3
	• at Penn State	W	15-4
20	at Illinois-Chicago	W	17-3
23	• at Northwestern	W	9-7
	• at Northwestern (BTN)	L	14-1
24	• at Northwestern	W	10-2
26	at Valparaiso	Canceled	
29	• INDIANA	W	5-4 (12)
30	• INDIANA	W	6-2

– MAY (7-5, 6-5 BIG TEN) –

1	• INDIANA	W	14-5
6	• at Michigan State	L	11-4
7	• at Michigan State	L	5-3
8	• at Michigan State	L	6-5
11	BALL STATE	W	14-9
13	• ILLINOIS	W	3-1
14	• ILLINOIS	L	7-4
15	• ILLINOIS (BTN)	L	7-5
17	ILLINOIS-CHICAGO	W	12-1
19	• IOWA	W	6-3
20	• IOWA	W	6-2
21	• IOWA	W	5-2

– BIG TEN TOURNAMENT (COLUMBUS, OHIO) –

25	vs Penn State (BTN)	3:30 p.m.	
26	vs Michigan State (BTN)	3:30 p.m.	
27	Winner's Bracket Final (BTN)	TBA	
28	Championship Round (BTN)	TBA	
29	If Necessary (BTN)	TBA	

+ BIG EAST/Big Ten Challenge (St. Petersburg, Fla.)
• Big Ten Conference game
(BTN) Big Ten Network Television
(DH) Doubleheader | All Times Eastern
HOME GAMES at LAMBERT FIELD

– THE BIG TEN CONFERENCE TOURNAMENT –

#6 PENN STATE NITTANY LIONS (32-20, 12-12 BIG TEN)

VS #3 PURDUE BOILERMAKERS (36-18, 14-10 BIG TEN)

Opening-Round Game at 3:30 p.m. • Huntington Park • Columbus, Ohio

– Series History –

All-Time Series: Purdue leads 36-26

All-Time Series at Big Ten Tournament: Purdue leads 1-0

Purdue Under Doug Schreiber vs. Penn State: Purdue leads 30-20 (Since 1999)

2011: Purdue won 2-of-3 (April 15-17 in University Park)

Last Big Ten Tournament Meeting: Purdue 15, PSU 6 (2008 in Ann Arbor)

First Meeting: Purdue 4, PSU 2 (1983 in Lakeland, Fla.)

WITH A WIN, PURDUE ADVANCES TO PLAY...

#2 MICHIGAN STATE SPARTANS (34-19, 15-9 BIG TEN)

Second Round Game at 3:30 p.m. • Huntington Park • Columbus, Ohio

– Series History –

All-Time Series: Michigan State leads 73-65

All-Time Series at Big Ten Tournament: Purdue leads 2-0

Purdue Under Doug Schreiber vs. Michigan State: Purdue leads 20-12 (Since 1999)

2011: Michigan State swept a three-game series (May 6-8 in East Lansing)

Last Big Ten Tournament Meeting: Purdue 12, MSU 9 (2009 in Columbus)

First Meeting: Purdue 6, MSU 3 (1949 in West Lafayette)

– Live Coverage –

Television: Big Ten Network (All Tournament Games)

Radio: WSHY AM 1410 (All Purdue Games) • Internet Audio: www.PurdueSports.com

Game Day Central Page – Live Stats, Audio & Interactive Blog: www.PurdueSports.com

– PURDUE'S PROBABLE LINEUP –

POS	#	NAME	AVG	RUNS	HITS	XBH	HR	RBI	BB	OBP	SB
SS	29	David Miller (Jr)	.288	32	42	7	3	33	41	.483	9-13
2B	2	Eric Charles (Jr)	.343	48	73	22	2	38	18	.410	10-14
1B	22	Cameron Perkins (So)	.351	41	78	26	8	53	10	.417	11-14
C	26	Kevin Plawecki (So)	.355	45	71	16	2	38	18	.442	3-5
3B	23	Barrett Serrato (Jr)	.320	50	64	16	2	42	31	.411	6-8
CF	44	Tyler Spillner (Jr)	.323	45	71	21	3	31	30	.410	11-16
DH	5	Payton Bieker (Sr)	.240	16	23	5	–	17	10	.321	2-3
RF	11	Andrew Dixon (Jr)	.265	18	26	5	–	20	7	.330	6-7
LF	36	Stephen Talbott (So)	.306	54	57	15	2	29	15	.398	16-16

– PURDUE PLAYERS ALSO AVAILABLE –

POS	#	NAME	AVG	RUNS	HITS	XBH	HR	RBI	BB	OBP	SB
1B/OF	8	Angelo Cianfrocco (So)	.308	22	28	10	2	13	11	.394	1-2
1B/3B	15	David Blount (Sr)	.237	7	9	2	–	8	3	.310	0-0
C/1B	17	Sean McHugh (Fr)	.200	6	6	3	2	6	8	.375	0-0
OF	42	Chris Antonelli (Jr)	.333	2	3	–	–	2	2	.500	1-1
IF	6	Jake Hansen (So)	.241	2	7	2	–	4	3	.343	0-1

– PURDUE STARTING PITCHERS –

NAME	W-L	GS	IP	H	R-ER	BB	K	ERA	B/AVG
Matt Morgan (Sr, RHP)	5-2	12	64	63	37-31	28	57	4.36	.259
Joe Haase (Jr, RHP)	6-3	12	76	93	38-30	21	52	3.55	.293
Calvin Gunter (Jr, LHP)	5-2	7	44	52	32-30	13	40	6.14	.295
Robert Ramer (So, RHP)	5-0	6	40.1	48	26-22	12	32	4.91	.293
Lance Breedlove (Jr, RHP)	3-1	4	45	55	28-19	11	30	3.80	.291

– PURDUE BULLPEN –

NAME	W-L-S	APP	IP	H	R-ER	BB	K	ERA	B/AVG
Nick Wittgren (So, RHP)	2-3-12	27	48.2	45	22-18	10	52	3.33	.245
Calvin Gunter (Jr, LHP)	5-2-1	14	44	52	32-30	13	40	6.14	.295
Lance Breedlove (Jr, RHP)	3-1-2	23	45	55	28-19	11	30	3.80	.291
Angelo Cianfrocco (So, LHP)	1-0-0	4	6.1	6	3-3	0	6	4.26	.261
Mike Sudbury (Jr, RHP)	0-0-3	12	21.1	24	9-9	6	13	3.80	.300
Sean Collins (Jr, RHP)	2-3-1	16	18.2	24	9-7	3	19	3.38	.320
Robert Ramer (So, RHP)	5-0-0	13	40.1	48	26-22	12	32	4.91	.293
Pat Gannon (So, LHP)	1-0-1	15	19.1	34	12-12	9	13	5.59	.382
Matt Gibbs (Fr, RHP)	0-0-0	5	5.1	11	5-4	3	1	6.75	.407
Brad Schreiber (So, RHP)	4-0-0	8	47.1	36	21-20	16	50	3.80	.209
Cameron Perkins (So, RHP)	0-0-0	2	2	5	5-4	1	1	18.00	.417

PURDUE BASEBALL AT THE BIG TEN TOURNAMENT

PURDUE HISTORY AT THE BIG TEN TOURNAMENT

2010 (Columbus)

vs. Iowa – L, 7-4
vs. Northwestern – W, 11-1
vs. Indiana – W, 15-5
vs. Iowa – L, 8-3

2009 (Columbus)

vs. Indiana – L, 9-1
vs. Michigan State – W, 12-9
vs. Minnesota – L, 12-3

2008 • Runner-Up (Ann Arbor)

vs. Penn State – W, 15-6
at Michigan – L, 6-1
vs. Indiana – W, 11-7
at Michigan – L, 3-2

2006 (Ann Arbor)

vs. Ohio State – L, 2-1 (12 innings)
vs. Illinois – W, 10-5
vs. Northwestern – L, 8-4

2005 (Champaign)

vs. Ohio State – L, 6-5
vs. Michigan – W, 9-7
at Illinois – W, 4-3 (11 innings)
vs. Minnesota – L, 9-7

2004 (Minneapolis)

vs. Michigan State, W – 6-5
at Minnesota – L, 6-1
vs. Ohio State – L, 6-4

2001 (Columbus)

vs. Illinois – L, 9-5
vs. Michigan – L, 10-2

2000 (Minneapolis)

vs. Illinois – L, 6-2 (12 innings)
at Minnesota – W, 6-1
vs. Ohio State – L, 9-8

1997 (Ann Arbor)

vs. Ohio State – L, 4-2
vs. Illinois – L, 8-3

1995 (Columbus)

at Ohio State – W, 3-2
vs. Minnesota – L, 26-3
at Ohio State – L, 8-3

1993 (Battle Creek, Mich.)

vs. Minnesota – L, 8-3
vs. Indiana – L, 11-9

1987 • Runner-Up (Ann Arbor)

vs. Minnesota – W, 9-3
vs. Iowa – W, 4-0
at Michigan – L, 5-2
at Michigan – L, 4-2

1986 (Minneapolis)

at Minnesota – L, 16-4
vs. Wisconsin – L, 14-10

1981 (Ann Arbor)

vs. Minnesota – W, 9-0
at Michigan – L, 7-6
at Minnesota – L, 8-3

– AROUND-THE-HORN RECAPS FOR THE PURDUE REGULARS –

DAVID MILLER (Junior Shortstop): Enters the tournament leading the Big Ten in walks (41) and on-base percentage (.483)... with 41 walks and 14 hit by pitch, has drawn 55 free passes vs. 20 strikeouts... registered 24 of his 41 walks in Big Ten play... started all 24 Big Ten games at shortstop... batted leadoff in each of the final four games of the regular season after batting no higher than sixth in each of his first 39 starts... enters the tournament have reached base safely in 23 consecutive games... drove in a run in all three games of the Penn State series, finishing the weekend 4-for-9 with four RBIs and five walks... did not commit an error defensively from April 10-May 13... homered at Lipscomb, Tennessee Tech and Michigan State... junior college transfer played his first two collegiate seasons at Southwestern Illinois CC in Belleville, Ill.

ERIC CHARLES (Junior Second Base): **2009 Collegiate Baseball Freshman All-American... 2009 Third Team All-Big Ten... 2009 Big Ten All-Freshman Team...** three-year starter at second base is the only Purdue player to start every game this season... consistent performer offensively has not gone hitless in back-to-back games all season... leads Big Ten second basemen with 22 extra-base hits and 38 RBIs while ranking second with a .343 batting average... ranks second in the Big Ten with seven sacrifice flies, helping Purdue lead the league... posted a career-best 15-game hitting streak from April 23-May 20, 13 of those games being Big Ten Contests... batted .393 with seven extra-base hits and a team-high 14 runs scored during his 15-game hit streak... had four hits in the season-opening win against Big East champions Connecticut... went deep twice in the finale of the Tennessee-Martin series, his first career multi-homer game.

CAMERON PERKINS (Sophomore First Base/Third Base): **2010 Collegiate Baseball Freshman All-American... Big Ten Player of the Week** (April 11, 2011)... Enters the week having reached base safely in 60 straight games dating back to last season, hitting safely in 47 of the 53 games he has played this year... hit by a pitch a Big Ten-high 18 times, helping Purdue lead the league by a wide margin... is available to pitch in relief but only likely to take the mound in a lopsided game... ranks among the Big Ten Top 10 in batting average, slugging, home runs and RBIs... started 11 of the final 16 games at first base after being the primary third baseman for much of the season... homered twice at Target Field in the conference-opening series at Minnesota... enjoyed a monster day in the series finale against Indiana, going deep twice en route to a six-RBI, 10-total base performance as Purdue completed a series sweep... posted a career-best 20-game hitting streak from March 20-April 23... earned Player of the Week honors for a 7-for-11 series against Michigan, reaching base safely in 10 of his 14 plate appearances and driving in five runs.

KEVIN PLawecki (Sophomore Catcher): **Among 13 Semifinalists for Johnny Bench Award... 2010 Collegiate Baseball & NCBWA Freshman All-American... 2010 Big Ten All-Freshman Team...** made 42 of his 52 starts behind the plate... has also seen action at first base and designated hitter... batted cleanup in 46 of his starts... the second toughest batter to strikeout in the Big Ten, and among the Top 20 nationally, has fanned only 10 times in 200 at-bats (240 plate appearances)... after hitting eight home runs as a freshman in 2010, was the last Purdue regular to go deep this year, but promptly homered in back-to-back games of the Illinois series... connected for an opposite-field, go-ahead, three-run shot in the rubber game of the Illinois series... doubled three times in the finale of the Michigan State series, posting the first three-double game by a Purdue player since February 2009... was called out at home while trying to score the game-tying run from second base to end the finale of the Michigan State series... served a one-game suspension (May 11 vs. Ball State) after a postgame ejection for arguing the controversial call at MSU as the umpires were leaving the field.

BARRETT SERRATO (Junior Third Base/Right Field): **Big Ten Player of the Week** (Feb. 21, 2011)... Purdue's top utility man has started games at four different positions this year: right field (24), third base (11), shortstop (9) and designated hitter (9)... has started no more than eight consecutive games at the same position... finished the year starting 11 of the final 16 games at third base... ranks second on the team in RBIs, runs scored, walks and sacrifice flies... homered in Big Ten series-opening wins against Michigan and Penn State in back-to-back weekends... walked (15) more than he struck out (14) in Big Ten play... was the season's first Big Ten Player of the Week after driving in a run in all three games at the Big East-Big Ten Challenge, going 6-for-9 and helping the Boilers post wins against Connecticut and Pittsburgh... delivered a two-out, two-run single with Purdue down by a run in the ninth inning of the April 12 midweek win at Ball State.

TYLER SPILLNER (Junior Center Field): **2009 Big Ten All-Freshman Team... Big Ten Player of the Week** (March 14, 2011)... After batting leadoff in 44 of the first 49 games he started, was moved to the No. 6 hole for the season's final week... responded with a 7-for-15 week in the No. 6 hole, delivering the key hits in big innings in the games two and three of the Iowa series... came through with the go-ahead two-out, two-run single with the bases loaded in the five-run fifth inning of game two... the next day, delivered a two-run bases loaded double in the first inning, the only hit of Purdue's four-run inning... busted out of an early-season slump with a red-hot stretch in March, batting .472 (25-for-53) with 11 extra-base hits and 16 runs scored over 13 games from March 11-29... homered three times on the spring break trip, including each of the first two games of the Tennessee Tech series... earned Player of the Week honors thanks to a 7-for-13 series at Tennessee-Martin, scoring the game-tying run in the ninth inning of game two after leading off with a double.

PAYTON BIEKER (Senior DH/Catcher): Another valuable utility man, has started games at four different positions this season: right field (12), catcher (8), designated hitter (3) and left field (1)... delivered a clutch two-out single to center field with Kevin Plawecki representing the tying run at second base in the ninth inning of the finale of the Michigan State series; Plawecki was called out at home to end the game... tallied one of the few outfield assists by a Purdue player this year, throwing out a runner at home on a fly ball to right field in the home win against IPFW... started all three games of the Minnesota series at Target Field in right field... enjoyed a hot stretch at the plate in late March, going 7-for-13 with four RBIs and five walks over six games.

ANDREW DIXON (Junior Right Field): Has started at least once in all three outfield positions, but primarily right field in Big Ten play... has delivered a pair of three-run triples this season, highlighted by one of the biggest hits of the year – a bases-clearing triple into the left field corner at Lambert off Iowa's Jarred Hippen in the five-run eighth inning that lifted Purdue to a comeback win in the series opener... had two hits, including a three-run triple, in the Boilers' biggest inning of the year, the team's eight-run ninth inning (that blew open a tie game) in the finale of the spring break trip at Tennessee Tech... broke out of an early-season slump with a big game as the leadoff man in the nightcap of the Lipscomb doubleheader, finishing the win 3-for-5 with four runs scored... started all three games of the Michigan State and Iowa series... team-best 5-for-11 as a pinch hitter... junior college transfer from Hutchinson CC in Kansas is a native of "the other Lafayette," Lafayette, La.

STEPHEN TALBOTT (Sophomore Left Field): Started every Big Ten game except senior day in left field... is still a perfect 21-for-21 in stolen base attempts for his college career but has not attempted to steal a base since April 23... led the Big Ten in runs scored (54) for much of the season (currently ranks second) despite batting ninth a team-high 33 times and no higher than sixth in 46 of the 52 games he has started... nearly won the opener of the Illinois series by himself, connecting for a solo home run, doubling and scoring an insurance run, and throwing out a runner at home from left field... leads the team in bunt and infield hits as well as sacrifice bunts (7)... recorded three hits in each of the first two games of the Big Ten-opening series against Minnesota at Target Field... posted a career-best 10-game hitting streak from April 9-23... scored a run in eight straight games from Feb. 26-March 8... scored multiple times in a game 14 times this year.

DAVID BLOUNT (Senior Utility): Fifth-year senior has started games at seven different positions during his career: first base, second base, third base, shortstop, left field, right field and designated hitter... has made six of his 11 starts at first base this season... good bunter has been called on to execute a sacrifice as a pinch hitter and executed successfully... scored five times to tie a Purdue single-game record while going 2-for-5 with three RBIs in the Feb. 27 win at Morehead State... had two hits including an RBI double in the senior day win against Iowa.

ANGELO CIANFROCCO (Sophomore LHP/1B/DH): Big Ten Player of the Week (Feb. 28, 2011): Missed about a month of the season with a right shoulder injury suffered in the opening game of the spring break trip... joined the bullpen in late April after Purdue was in need of another left-hander... made all four of his relief appearances in Big Ten play, highlighted by an inning and two-thirds of scoreless relief to earn the win in the opener of the Iowa series... worked 2 2/2 innings of one-run relief in the middle game of the Michigan State series... recorded multiple hits and scored twice in all four games of the Morehead State series, earning Player of the Week honors for a 10-for-16 weekend that saw him hit for the cycle over the course of the series... son of MLB veteran and Purdue alum Archi Cianfrocco, who played for the Expos and Padres in the 1990s.

MATT MORGAN (Senior RHP): Three-time Big Ten Pitcher of the Week (twice in 2011)... Fifth-year senior has been a three-year member of the weekend rotation... Purdue is 10-2 in games he has started this year, the only losses coming at Minnesota and Michigan State... became the eighth pitcher in program history to record 200 career strikeouts, reaching the milestone in the opener of the Illinois series... posted wins against Connecticut, Lipscomb, Michigan, Penn State and Illinois... missed two starts in March with a strained finger tendon in the middle finger of his right hand; has pitched through the pain since returning from injury... pitched a three-hit complete game shutout to win a 1-0 pitcher's duel in the series opener at Lipscomb... worked 5 2/3 innings of shutout ball to earn the win in the season-opening victory against Big East champion Connecticut... helped Purdue post its first shutout win against Michigan since 1993, striking out eight over six innings in the series-opening win... fanned nine over 6 1/3 innings in his final start at Lambert Field against Iowa last weekend.

JOE HAASE (Junior RHP): Big Ten Pitcher of the Week (April 4, 2011)... After beginning the year as a reliever and midweek starter, joined the weekend rotation for Big Ten play... pitched a complete-game shutout against Minnesota at Target Field and also went 8 2/3 innings in wins against Louisville and Indiana... also earned wins versus Morehead State, Penn State and Iowa... kept Purdue in the game in the spring break game at No. 1-ranked Vanderbilt, working 5 1/3 innings of five-run ball... struck out seven in back-to-back starts against Minnesota and Michigan... was in line for a win against Michigan after pitching seven innings of one-run ball but settled for a no decision after errors burned the Boilers late in the game... threw over 130 pitches in his wins against Minnesota and Indiana... worked... posted a streak of 14 consecutive scoreless innings over four appearances from March 20-April 2.

CALVIN GUNTER (Junior LHP): Has served as a spot starter in Big Ten play since Brad Schreiber went down with an elbow injury in mid-April... won his start at Northwestern with 5 2/3 innings of shutout ball... worked 6 2/3 innings of shutout relief over two appearances in the Indiana series, earning the victory in the series finale... struck out a career-high seven over 5 1/3 innings in his start against Iowa last weekend... earned midweek wins in starts against Wabash and IPFW... got the final out of the game to earn a save in the win at nationally-ranked Louisville... has posted a 3.83 ERA and .245 batting average against since mid-March, rebounding from rough start to the season... also started Big Ten games against Michigan State and Illinois.

ROBERT RAMER (Sophomore RHP): Picked up the slack after the injury to Matt Morgan on the spring break trip, earning the win in both Friday games of the road trip... earned midweek victories against Illinois-Chicago (road) and Ball State (home)... pitched a season-high six innings in a midweek start at Ball State... also started games against Bradley and Indiana, the latter being his first career Big Ten start... struck out a career-high six over 5 2/3 innings of relief in his mid-week win at Butler... backed up Morgan with five innings of one-run relief to help lead Purdue to a series-opening win at Tennessee-Martin... beat Tennessee Tech a week later by surrendering only two earned runs over five innings.

LANCE BREEDLOVE (Junior RHP): Pitched in relief in every Big Ten series... started games against Lipscomb, Tennessee-Martin, Minnesota and Illinois-Chicago... gave up five runs against Notre Dame in his first Purdue appearance, but no more than three earned runs in any outing since... earned the win at Lipscomb in his first chance to start with 5 1/3 innings of three-run ball... worked 3 2/3 innings of one-run relief to earn the save in the finale of the Indiana series... pitched 2 2/3 innings of scoreless relief in the series-opening win against Illinois... junior college transfer from Long Beach City CC.

NICK WITTGREN (Sophomore RHP): NCBWA Stopper of the Year Watch List... leads the Big Ten with 12 saves, six coming in Big Ten play... five of his 12 saves have come in appearances longer than one inning... quickly emerged as the team's closer after working 2 2/3 innings of scoreless relief, leaving the bases loaded in the seventh inning, to close out the win against Pittsburgh at the Big East-Big Ten Challenge... enters the Big Ten Tournament having not given up an earned run in each of his last eight appearances dating back to April 29... worked 2 1/3 innings of scoreless relief to earn the win in the extra-innings, series-opening victory against Indiana... earned a save in six straight appearances from April 6-23... struck out a career-high six over three innings of scoreless relief while closing out the series-opening win against Michigan, Purdue's first shutout of the Wolverines since 1993... junior college transfer and Lafayette, Ind., native is a sophomore after playing only one year at Parkland College in Champaign, Ill.

ALL-TIME SERIES:

BIG TEN TOURNEY PLAY

Purdue All-Time at Big Ten Tourney: 14-28

- vs. Illinois: ILL leads 3-2
- vs. Indiana: Tied 2-2
- vs. Iowa: Iowa leads 2-1
- vs. Michigan: MICH leads 6-1
- vs. Michigan State: Purdue leads 2-0
- vs. Minnesota: MINN leads 7-3
- vs. Northwestern: Tied 1-1
- vs. Ohio State: OSU leads 6-1
- vs. Penn State: Purdue leads 1-0
- vs. Wisconsin: UW leads 1-0

ALL-TIME SERIES:

OVERALL VS. TOURNEY FIELD

- vs. Illinois: ILL leads 150-77-1
- vs. Michigan State: MSU leads 73-65
- vs. Ohio State: OSU leads 136-58-1
- vs. Minnesota: MINN leads 105-52-2
- vs. Penn State: Purdue leads 36-26

ALL-TIME SERIES:

OVERALL VS. TOURNEY FIELD

PURDUE UNDER

DOUG SCHREIBER (1999-Pr)

- vs. Illinois: Purdue leads 26-18
- vs. Michigan State: Purdue leads 20-12
- vs. Ohio State: OSU leads 29-10
- vs. Minnesota: MINN leads 27-17
- vs. Penn State: Purdue leads 30-20

– 2011 GAME SUMMARY –

	W	L	Pct.
Overall	36	18	.667
Big Ten.....	14	10	.583
Non-Conference	22	8	.733
Midweek	9	1	.900
Spring Break Trip.....	4	4	.500
Home.....	14	4	.778
Away.....	19	13	.594
Neutral.....	3	1	.750
Day.....	31	16	.660
Night.....	5	2	.714
vs. Left-handed Starter.....	14	4	.778
vs. Right-handed Starter.....	22	14	.611
1-Run Games	4	6	.400
2-Run Games	7	2	.778
Extra Innings.....	1	2	.333
Shutouts	3	1	.750
Tuesday.....	4	2	.667
Wednesday.....	5	1	.833
Thursday.....	1	0	1.000
Friday.....	9	3	.750
Saturday.....	7	7	.500
Sunday.....	10	5	.667
February.....	5	2	.714
March.....	11	6	.647
April.....	13	5	.722
May.....	7	5	.500
Game 1 of Big Ten Series.....	6	2	.750
Game 2 of Big Ten Series.....	4	4	.500
Game 3 of Big Ten Series.....	4	4	.500
Purdue Scores 10+ Runs	16	0	1.000
Opponent Scores 10+ Runs.....	0	6	.000
When Purdue Scores First.....	30	7	.811
When Opponent Scores First...	6	11	.353
Purdue leads after 7 innings.....	28	2	.933
Opp. leads after 7 innings.....	3	15	.167
Tied after 7 innings.....	4	1	.800

– PURDUE CLOSES HOMESTAND & REGULAR SEASON VERSUS IOWA –

Purdue baseball has qualified for the Big Ten Conference Tournament for a program-high fourth straight season, the longest active streak in the league, and opens tourney play against Penn State Wednesday afternoon at 3:30 p.m.

For the second time in the last three years, the Big Ten Tournament is being held at Huntington Park in Downtown Columbus, Ohio. The stadium is the home of the Cleveland Indians' Triple-A affiliate in the International League, the Columbus Clippers.

Every Big Ten Tournament game will be televised live on the Big Ten Network. Each of Purdue's games will also be broadcast live on radio locally on WSHY AM 1410, with Internet audio stream available here at Purduesports.com.

Along with their four consecutive Big Ten Tournament appearances, Purdue also earned a spot in the six-team event for the seventh time in the last eight years. The Boilermakers have won at least one game at the tourney in eight of their nine appearances during Doug Schreiber's 13-year tenure as head coach.

Third-seeded Purdue has squared off against sixth-seeded Penn State at the Big Ten Tournament just once before, winning a 2008 meeting in Ann Arbor, Mich. If the Boilermakers win Wednesday, they would be assured of taking on No. 2 seed Michigan State Thursday at 3:30 p.m. A PSU victory would advance the Nittany Lions to played top-seeded Illinois Thursday at 7 p.m.

Penn State will be making its first Big Ten Tournament appearance since 2008.

Ohio State and Minnesota square off in the first game of event Wednesday at noon. The two teams that lose Wednesday drop to the loser's bracket and square off Thursday at noon in the first elimination game of the tourney.

Being seeded third helps the Boilers in two ways. One, it makes Purdue the home team Wednesday against Penn State. And two, if the Boilers can win their first game, they would assured of not having to play in a potential noon elimination game Friday. The lowest-seeded team to lose a Thursday winner's bracket game must play in that noon elimination game Friday. However, if either team that has already had a bye – in this case Illinois or Michigan State – loses Thursday, the lower seed of those two teams has to play in that first elimination game Friday.

Purdue honored its three seniors - Payton Bieker, David Blount and Matt Morgan - at Sunday's team banquet, held at the Buchanan Suites on the fifth floor of the Ross Ade Pavilion. Fellow seniors Justin Petersen (team manager), Dan Scholl (team manger) and Jake Mickey (athletic trainer) were also recognized for their contributions to the program. All six seniors addressed the crowd of family, friends and support staff members in attendance.

The Boilermakers team award winners will be selected after the conclusion of the season. However, All-Big Ten honorees will be unveiled Tuesday at the annual league banquet on the eve of the Big Ten Tournament.

Purdue will enter the week having won a Big Ten-high 36 overall games, just one shy of a program record established in 1986. Schreiber was a senior on the 1986 squad. The 1987 team won 36 games and earned an at-large bid to the NCAA Regionals after finishing as the runner-up at the Big Ten Tournament.

A different team has won the Big Ten Tournament each of the last four years. Purdue's top finish under Schreiber was in 2008 when it lost to host Michigan in the championship round. The Boilermakers won a pair of games at the tourney in 2005, 2008 and 2010.

– 2011 PURDUE STADIUM TOUR: GAMES AT BALLPARKS OF NOTE –

<u>Date(s)</u>	<u>Opponent</u>	<u>Stadium</u>	<u>Location</u>	<u>Notable Pro Home Team</u>
Feb. 18	Connecticut	Dunedin Stadium	Dunedin, Fla.	Dunedin Blue Jays (High A) & Blue Jays Spring Training
Feb. 19	Notre Dame	Al Lang Field	St. Petersburg, Fla.	Long-time host of MLB Spring Training Games
March 25	Bradley	O'Brien Field	Peoria, Ill.	Peoria Chiefs (A), Cubs Midwest League Affiliate
April 1-2	Minnesota	Target Field	Minneapolis, Minn.	Minnesota Twins
April 13	IPFW	Parkview Field	Fort Wayne, Ind.	Fort Wayne Tin Caps (A), Padres Midwest League Affiliate
April 15-17	Penn State	Medlar Field	State College, Pa.	State College Spikes (A), Pirates New York-Penn League Affiliate
May 25-28	Conf. Tourney	Huntington Park	Columbus, Ohio	Columbus Clippers (AAA), Indians International League Affiliate



HEAD COACH DOUG SCHREIBER

Since Doug Schreiber was named Purdue's head baseball coach on May 29, 1998, the Boilermakers have become a major force in the Big Ten Conference and have made big strides on a national level.

Entering his 13th year as the head coach at Purdue, Schreiber has posted a 343-328 overall record and a 176-168 Big Ten mark through his first 12 seasons. His overall win total ranks second in Purdue history, while his conference victories stand alone in first. In 2007, Schreiber became the third head coach in Purdue baseball history to surpass the 500-games mark as the Boilermakers' head man. Dave Alexander, whom Schreiber played for from 1983 to 1986, owns the record for most games coached at Purdue with 792 over 14 seasons, while Joe Sexson guided the Boilermakers for 527 games over 18 years.

The 2010 season saw the Boilermakers post 33 victories, the program's most since 2000. Purdue navigated a hotly-contested Big Ten race that saw all six league tournament-qualifying teams finish within three games of first place. The Boilermakers reached the Big Ten Tourney for the eighth time under Schreiber, including six of the last seven seasons. Purdue eliminated Northwestern and Indiana from the 2010 tournament before bowing out. The Boilers have won at least one game at the Big Ten Tournament in seven of their eight appearances under Schreiber.

The 2010 Boilermakers posted new school records for hits (636) and runs per game (7.2) at the plate and led the Big Ten in strikeouts (435) and batting average against (.276) on the mound. Purdue went 15-6 at home and 9-2 in midweek action, compiling a 32-18 mark after opening the season 1-6.

Individually, Matt Bischoff was honored as a First Team All-Big Ten starting pitcher and newcomers Kevin Plawecki, Cameron Perkins and Brad Schreiber were recognized for standout freshman seasons. Bischoff led the Big Ten with 10 wins and 95 strikeouts and in the process became the first player in program history to be a four-time All-Big Ten honoree. He established new single-season and career strikeout marks in his final season as a Boilermaker. Bischoff and fellow pitcher Kevin Cahill were both selected in the Major League Baseball First-Year Player Draft.

Schreiber has coached 48 All-Big Ten Conference selections, including 16 who were named to the conference's First Team, and has had players selected in the Major League Baseball First-Year Player Draft on 23 occasions. One of Schreiber's Boilermakers has led the Big Ten in hitting in four out of the last six years.

Prior to becoming the head coach at Purdue, Schreiber spent four seasons (1995-98) as the top assistant coach and recruiting coordinator under Pat Murphy at Arizona State University. Schreiber helped guide Arizona State to the College World Series and the national championship game in 1998. A year earlier, the Sun Devils finished as regional runners-up to Miami, and were two outs away from going to the College World Series. All four of Schreiber's recruiting classes at ASU were nationally ranked, including the 1995 class which was ranked No. 1 in the country and the 1996 class, which was tabbed the third best in the nation.

Before going to ASU, Schreiber served as an assistant coach for Murphy at the University of Notre Dame in 1994. That season, the Fighting Irish finished 46-16 and ended the season just two wins shy of Omaha, finishing as regional runners-up to Auburn.

Schreiber began his coaching career as a graduate assistant under Pat Quinn at Ball State University for two seasons (1991-92) and spent one year (1993) as an assistant at Butler University.

A native of LaPorte, Ind., Schreiber was a four-year starter (1983-86) at second base for the Boilermakers. During his career, Purdue posted a 120-112-2 mark and established a school-record 37 victories his senior season when he was a Second Team All-Big Ten selection. Schreiber still ranks among Purdue's career leaders in a variety of categories, including top-six ranking in four categories. Schreiber ranks first all-time in walks (132), fourth in runs scored (159), tied for third in games played (220) and tied for sixth in triples (9). He earned his Bachelor of Arts degree in communications and has completed some course work towards a master's in education.

13TH YEAR

CAREER RECORD

379-346 (.523)

BIG TEN RECORD

190-178 (.516)

BIOGRAPHICAL INFORMATION

Full NameDouglas Lee Schreiber
Date of Birth.....Aug. 25, 1963
Place of BirthLa Porte, Ind.
Education..... Purdue University, B.A.,
..... Communications
College Career Purdue, 1983-86
WifeSarah

COACHING EXPERIENCE

Purdue 1999-Present, Head Coach
Arizona St. 1995-98, Assistant Coach
Notre Dame 1994, Assistant Coach
Butler 1993, Assistant Coach
Ball State 1991-92, Graduate Assistant

SCHREIBER'S MLB DRAFT PICKS

1999 Russ Morgan, pitcher Houston (21)
2000 Andy Helmer, pitcher Cleveland (25)
2001 Dave Gassner, pitcher Toronto (24)
2002 Chadd Blasko, pitcher Chicago [NL] (1)
2003 Dustin Glant, pitcher Arizona (7)
Nick McIntyre, second base Detroit (20)
2004 Simon Klink, third base . San Francisco (21)
2005 Scott Byrnes, pitcher Toronto (28)
2006 Mitch Hilligoss, shortstop ..New York [AL] (6)
Chris Toneguzzi, pitcher Milwaukee (13)
Jay Buente, pitcher Florida (14)
Dan Sattler, pitcher Texas (44)
2007 Andrew Groves, pitcher Colorado (11)
2008 Josh Lindblom, pitcher Los Angeles (2)
Ryne White, first base Arizona (4)
Andy Loomis, pitcher Florida (16)
Dan Black, third base... San Francisco (35)*
Matt Bischoff, pitcher.... New York [NL] (47)*
2009 Dan Black, third base Chicago [AL] (14)
Brandon Haveman, outfield Seattle (29)
Matt Jansen, pitcher San Francisco (43)*
2010 Matt Bischoff, pitcher Seattle (20)
Kevin Cahill, pitcher Washington (41)

* Indicates did not sign a professional contract

PURDUE HEAD COACHING RECORDS

Overall Wins

Dave Alexander 407

Doug Schreiber 379

Big Ten Wins

Doug Schreiber 190

Dave Alexander 107

Overall Win Percentage (min. 100 games)

Hugh Nicol [67-36-1] 649

Doug Schreiber [376-346-0] 523

Dave Alexander [407-378-7] 518

Ward Lambert [163-156-7] 511

Big Ten Win Percentage (min. 50 games)

Hugh Nicol [43-30-1] 588

Doug Schreiber [187-178-0] 516

Total Games Coached

Dave Alexander 792

Doug Schreiber 725

Seasons Coached

Ward Lambert 20

Joe Sexson 18

Dave Alexander 14

Doug Schreiber 13

SCHREIBER'S MILESTONE WINS

1 March 6, 1999 18-11 vs. Kent State

50 April 22, 2000 9-2 vs. Illinois

100 March 31, 2002 10-6 vs. Penn State

150 March 21, 2004 7-5 at Jacksonville State

200 May 27, 2005 4-3 at Illinois

213 April 2, 2006 # 9-4 at Illinois

222 April 26, 2006 % 13-4 vs. Valparaiso

250 May 6, 2007 6-1 at Penn State

300 April 12, 2009 9-3 at Penn State

350 March 6, 2011 10-3 at Lipscomb

108th Big Ten win, becoming the winningest
Purdue head coach in Big Ten action.

% 222nd career win, surpassing Joe Sexson for
second on the overall wins list.

MULTI HIT GAMES: 2011

Player	2	3	4	5+	Total
Cameron Perkins	16	6	1	—	23
Tyler Spillner	17	3	2	—	22
Kevin Plawecki	14	4	2	1	21
Barrett Serrato	14	6	—	—	20
Eric Charles	12	5	2	—	19
David Miller	7	5	—	—	12
Stephen Talbott	7	5	—	—	12
Angelo Cianfrocco	6	3	—	—	9
Ryan Bridges	6	1	—	—	7
Payton Bieker	6	—	—	—	6
Andrew Dixon	4	1	—	—	5
David Blount	2	—	—	—	2
Sean McHugh	2	—	—	—	2
Brad Schreiber	—	1	—	—	1
Jake Hansen	—	—	—	—	1
Team	114	40	7	1	162

MULTI HIT GAMES: 2011 BIG TEN PLAY

Player	2	3	4	5+	Total
Cameron Pekins	6	4	—	—	10
Eric Charles	7	2	—	—	9
Barrett Serrato	7	2	—	—	9
Tyler Spillner	7	2	—	—	9
Kevin Plawecki	5	1	2	—	8
Stephen Talbott	4	2	—	—	6
David Miller	4	1	—	—	5
Angelo Cianfrocco	2	—	—	—	2
Payton Bieker	1	—	—	—	1
David Blount	1	—	—	—	1
Ryan Bridges	1	—	—	—	1
Andrew Dixon	1	—	—	—	1
Team	46	14	2	—	62

CAREER MULTI-HIT GAMES*

Player	2	3	4	5+	Total
Tyler Spillner	32	20	2	—	54
Eric Charles	33	14	4	—	51
Kevin Plawecki	30	11	2	1	44
Cameron Perkins	28	14	2	—	44
Barrett Serrato	22	8	1	—	31
Ryan Bridges	17	2	—	—	19
Stephen Talbott	10	6	—	—	16
Angelo Cianfrocco	11	4	—	—	15
David Blount	11	1	—	1	13
Payton Bieker	10	2	1	—	13
Brad Schreiber	4	2	—	—	6
Jake Hansen	2	—	—	—	2

MULTI-RBI GAMES: 2011

Player	2	3	4	5+	Total
Cameron Perkins	7	2	3	1	13
Barrett Serrato	9	1	1	—	11
Eric Charles	7	2	1	—	10
Kevin Plawecki	3	4	1	—	8
David Miller	6	1	1	—	8
Tyler Spillner	6	2	—	—	8
Ryan Bridges	5	2	—	—	7
Andrew Dixon	4	2	—	—	6
Stephen Talbott	3	2	—	—	5
Payton Bieker	2	1	—	—	3
Angelo Cianfrocco	3	—	—	—	3
Sean McHugh	1	1	—	—	2
David Blount	—	1	—	—	1
Brad Schreiber	—	1	—	—	1
Team	56	22	7	1	86

MULTI-RBI GAMES: 2011 BIG TEN PLAY

Player	2	3	4	5+	Total
Cameron Perkins	2	—	2	1	5
Tyler Spillner	5	—	—	—	5
Kevin Plawecki	1	3	—	—	4
Barrett Serrato	1	1	1	—	3
Andrew Dixon	1	1	—	—	2
David Miller	2	—	—	—	2
Ryan Bridges	1	—	—	—	1
Stephen Talbott	1	—	—	—	1
Team	14	5	3	1	23

CAREER MULTI-RBI GAMES*

Player	2	3	4	5+	Total
Eric Charles	19	6	2	—	27
Cameron Perkins	17	3	3	1	24
Kevin Plawecki	12	8	2	—	22
Tyler Spillner	13	6	1	—	20
Barrett Serrato	13	3	1	—	17
Ryan Bridges	11	3	—	—	14
David Blount	3	3	1	—	7
Stephen Talbott	4	2	1	—	7
Angelo Cianfrocco	4	1	1	—	6
Payton Bieker	3	2	—	—	5
Brad Schreiber	2	1	1	—	4

*Active Multi-Year Purdue Letter-Winners Only

PURDUE FINISHES THIRD IN THE BIG TEN AFTER SERIES SWEEP OF IOWA

• Highlighted by a series sweep of Iowa, Purdue closed the regular season with a 4-0 week. The Boilermakers finished in third place in another tight Big Ten race, just one game back of co-champions Illinois and Michigan State.

• Purdue completed its first-ever sweep of Iowa in a series of at least three games. And in doing so, the Boilers got some payback after the Hawkeyes dealt Purdue its final five losses of the 2010 season, including a sweep in Iowa City. The Old Gold and Black finished its eight-game homestand with a 6-2 record. Purdue went 14-4 at home in its final full season at Lambert Field. The 2012 home opener is expected to be played at the old ballpark before the program moves into its new stadium in April.

• Big inning carried teh Boilers to the series sweep. Purdue scored five times in the eighth inning of game one, five times in the sixth inning of game two and four times in the first inning of the series finale. Outfielders came up with the big hit in all three rallies. **Andrew Dixon** delivered his second three-run triple of the year to give the Boilers the lead for the first time in the series opener. **Tyler Spillner** delivered in the big hit in the next two games, driving in the go-ahead run with a two-out, two-run single in game two and giving Purdue an early lead with a two-run double in the series finale. Both hits came with the bases loaded.

• Purdue pitchers struck out 32 batters over the course of the Iowa series, including 27 in the first two games. The 14 Ks in game two, highlighted by a career-high seven from **Calvin Gunter**, tied a team season high.

LEAGUE-LEADING BOILERS; HIT BY PITCH PILING UP

• Purdue enters the tournament leading the Big Ten in 13 notable statistical categories, including many significant offensive category. The Boilermakers were also among the Top 30 nationally in seven categories as of May 15.

• Purdue leads the Big Ten in hit by pitch by a wide margin.

The Boilers have been hit by a pitch 103 times, averaging nearly two hit batsmen per contest. Purdue batters have been hit by a pitch nearly twice as often as second-place Illinois (55). Meanwhile, the Boiler pitchers have plunked only 40 opposing batters, the second fewest in the league.

• At least one Purdue batter was hit by a pitch in 49 of the 54 regular-season games, the lone exceptions being the middle game of the Tennessee-Martin (March 12) and Minnesota (April 2) series, opener of the Penn State series (April 15), finale of the Northwestern series (April 24) and the opener of Illinois series (May 13). The Boilermakers have been hit five times in a game on four occasions, winning three of the four games.

BIG TEN LEADERS: MILLER, PERKINS, CHARLES & WITTGREN

• **David Miller**, **Eric Charles**, **Cameron Perkins** and **Nick Wittgren** each enters the tournament leading the Big Ten in at least one statistical category. Recently, Charles over took **Barrett Serrato** for the league lead in sac flies and Perkins passed **Kevin Plawecki** atop in the hit by pitch leaders. **Stephen Talbott** is also second in runs scored.

• Miller is tops in the league with a .483 on-base percentage and 41 walks, drawing 33 since the start of conference play on April 1. He has reached base safely in 23 consecutive games.

• Talbott is second with 54 runs scored. He's one of five Boilermakers to rank among the Top 10. Talbott has scored a run in 34 of the 53 games he has played this season, highlighted by a streak of eight consecutive games with at least one run scored from Feb. 26-March 8. He scored a team-high 14 times during a career-best 10-game hit streak from April 9-23.

• Perkins (18), Plawecki (17), Talbott (14) and Miller (14) rank one through three in hit by pitch. Perkins is among the league's Top 10 in each of the Triple Crown categories.

PURDUE REACHES 30-WIN MARK BY MAY 1

• Thanks in part to a 13-5 record in the month of April, Purdue successfully posted its 30th win of the season by May 1 for the sixth time in program history. The Boilermakers have compiled a 19-8 record since losing two-of-three at preseason favorite Minnesota during the conference-opening series at Target Field. Purdue has also posted consecutive 30-win seasons for the second time during head coach **Doug Schreiber's** 13-year tenure. It's the seventh time total the program has achieved the accomplishment.

• However, poor finishes have marred some of the Boilers' finest seasons. Of the 15 Purdue teams to win 30 games, only one (1982) was able to post a winning record after recording its 30th victory. The 1982 squad went 6-2 after recording its 30th win of the season on May 12 against Ball State.

BIG TEN & NATIONAL RANKINGS

Notables Entering The Week/Weekend

STATISTIC	BIG TEN	NATIONAL
Hit By Pitch (103)	1st	5th
Sacrifice flies (42)	1st	5th
Hits (591)	2nd	13th
Runs Per Game (7.4)	1st	14th
Batting Avg. (.312)	2nd	14th
Fewest Walks Per 9	1st	24th
Doubles (117)	1st	25th
Strikeouts (367)	1st	77th
Saves (21)	1st	NA

Big Ten Rankings are as of May 23

National Rankings are as of May 15

PURDUE BIG TEN LEADERS

PLAYER	STATISTIC	TOTAL
D. Miller	Walks	41
D. Miller	On-Base Pct	.483
E. Charles	Sac Flies	7
C. Perkins	Hit by Pitch	17
N. Wittgren	Saves	12

TEAMS TO WIN 30 GAMES BY MAY 1

YEAR	FINAL RECORD & WIN PCT	30TH WIN
2011	36-18*, .667*	May 1
2000	35-23, .603	April 26
1989	34-25, .576	April 29
1987	36-24-1, .598	April 29
1986	37-27, .578	April 29
1985	33-25, .569	April 30

*As of May 21, 2011

BIG TEN CONFERENCE STANDINGS

END OF REGULAR SEASON	- BIG TEN -					- OVERALL -				
	W	L	Pct.	GB	Last 10	W	L	Pct.	Last 10	Streak
Illinois	15	9	.625	—	8-2	25	25	.500	8-2	W-5
Michigan State	15	9	.625	—	6-4	34	19	.642	5-5	L-1
Purdue	14	10	.583	1	5-5	36	18	.667	6-4	W-4
Ohio State	13	11	.542	2	5-5	25	25	.500	5-5	W-2
Minnesota	13	11	.542	2	5-5	22	22	.500	6-4	L-2
Penn State	12	12	.500	3	5-5	32	20	.615	7-3	W-1
Indiana	11	13	.458	4	5-5	30	25	.545	4-6	L-4
Northwestern	10	13	.435	4 ½	4-6	20	29	.408	6-4	W-1
Iowa	9	15	.375	6	5-5	20	32	.385	4-6	L-5
Michigan	7	16	.304	7 ½	1-9	17	37	.315	2-8	L-1

2011 BIG TEN PRESEASON TOP SIX COACHES POLL

1. Minnesota
2. Michigan
3. Indiana
4. Michigan State
5. Iowa
6. Ohio State

Big Ten Tournament Seeds • May 25-29

1. Illinois • 2. Michigan State
3. **Purdue** • 4. Ohio State
5. Minnesota • 6. Penn State

Final Weekend of Big Ten Play • May 19-21

- Purdue swept Iowa (in West Lafayette)**
 Michigan State won 2-of-3 vs Northwestern
 Ohio State won 2-of-3 at Minnesota
 Illinois swept Indiana (in Champaign)
 Penn State won 2-of-3 at Michigan

PERKINS' REACHED SAFELY STREAK RANKS THIRD NATIONALLY

• His 20-game hitting streak may have been snapped April 23 at Northwestern, but **Cameron Perkins'** streak of reaching base safely remains alive and ranks among the best in the nation. Perkins has reached base safely in all 53 games he has played this year. Dating back to 2010, he has reached base safely in 60 consecutive games. That ranks as the third longest active streak in the country.

• Perkins went hitless in the May 19 series opener against Iowa but his streak continued thanks to a dropped third strike on a passed ball. That was the opening play of a five-run eighth inning that allowed Purdue to rally for a victory.

• Perkins has reached base safely 120 times during his streak, collecting 90 hits, 10 walks and getting hit by a pitch 20 times. That's good for an on-base percentage of .421.

• In Big Ten play, Perkins has reached base safely in 42 consecutive contests dating back to last season.

Including the Big Ten Tournament, he has managed to find his way on base in 46 straight games against conference opponents. He has compiled an on-base percentage of .423 during his Big Ten streak thanks to reaching base safely 88 times (66 hits, six walks, 15 hit by pitch).

REACHED BASE SAFELY IN A GAME THE NATION'S LONGEST ACTIVE STREAKS		
PLAYER	SCHOOL	STREAK
Mikie Mahtook	LSU	69
Cole Frenzel	Arizona	65
Cameron Perkins	Purdue	60
Pat Dameron	Delaware	57
Joey Rapp	La.-Monroe	50
Grant Buckner	W. Virginia	47
Jarrod Parks	Miss. State	47

PLAWECKI ONE OF 13 SEMIFINALISTS FOR JOHNNY BENCH AWARD

• Sophomore catcher **Kevin Plawecki** was one of 13 players nationally to be selected as a semifinalist for the Johnny Bench Award, which honors the nation's top Division I catcher. Forty-two catchers appeared on the initial watch list, which was updated periodically and grew to approximately a list of 60 names. Three finalists will be announced on June 6 and the winner on June 30.

• Defensively, Plawecki has called pitches for a Purdue pitching staff that leads the Big Ten in strikeouts (399) and saves (21). He has thrown out 14 of 38 would-be base stealers (37 percent) and picked off one additional runner.

• Offensively, Plawecki enters the Big Ten Tournament leading Purdue with a .355 batting average. He has walked more than he has struck out and has enjoyed a recent power surge in which eight of his last 10 hits have gone for extra bases over the last nine games.

CHARLES' 15-GAME HITTING STREAK POSTED PRIMARILY IN BIG TEN PLAY

• **Eric Charles** enjoyed a recent career-best 15-game hitting, one game longer than his previous-best 14-game run as a freshman in 2009. With Purdue having played only two midweek games over the last month of the season, Charles posted his hit streak primarily in Big Ten play. The second baseman hit safely in 13 consecutive conference games, recording the sixth longest hitting streak in Big Ten play around the conference this year. The streak was snapped in the regular-season finale against Iowa, but he has still reached base safely in 16 straight games.

• Charles is the fifth Purdue player to post a hitting streak of at least 10 games this year, joining **Cameron Perkins** (20 and 10), **Kevin Plawecki** (11), **Tyler Spillner** (10) and **Stephen Talbott** (10).

• **CHARLES' 15-GAME HIT STREAK: .393 (22-FOR-56), 7 XBH, 8 RBI, 14 R, 2 BB, 3 HBP, 4 SAC FLIES, 4 SAC BUNTS, 3 SB**

WITTGREN NAMED TO STOPPER OF THE YEAR WATCH LIST

• Currently leading the Big Ten with 12 saves, **Nick Wittgren** was one of 46 relievers to be selected for the NCBWA's Stopper of the Year midseason watch list. Wittgren was the only player from a Big Ten school on the updated list for the award that recognizes the nation top Division I relief pitcher. Purdue has established a new program record this year with 21 saves as a team. Seven different relievers have tallied at least one save.

• Twenty-two of Wittgren's 26 relief appearances on the mound have seen him finish a game, another Big Ten-leading total. He has struck out 52 in 48 2/3 innings while issuing only 10 walks.

• Wittgren has posted five of his 12 saves in relief appearances longer than one inning. He closed out Big Ten series-opening wins against Michigan, Penn State, Northwestern and Iowa and was the inning pitcher in the series opener against Indiana. He recorded a save in six consecutive appearances from April 6-23, closing out four straight Purdue wins in the process. He worked three scoreless innings, striking out a career-high six, to wrap up the series-opening shutout of Michigan. He has not allowed an earned run over his last eight appearances dating back to April 29.

• **WITTGREN AS A RELIEVER: 2-2, 26 APP, 12 SAVES, 43 1/3 IP, 37 H, 10 BB, 47 K, 2.49 ERA, .230 B/AvG**

- 2011 SITUATIONAL STATISTICS: TEAM LEADERS -

WITH RUNNERS ON

1. Cameron Perkins, .362 (47-130)
2. Barrett Serrato, .355 (39-110)
3. David Miller, .345 (30-87)
4. Kevin Plawecki, .333 (36-108)
5. Eric Charles, .330 (38-115)

WITH RUNNERS IN SCORING POSITION

1. David Miller, .386 (22-57)
2. Cameron Perkins, .375 (33-88)
3. Kevin Plawecki, .366 (26-71)
4. Barrett Serrato, .352 (25-71)
5. Eric Charles, .325 (25-77)

WITH TWO OUTS

1. Eric Charles, .351 (20-57)
2. Cameron Perkins, .306 (22-72)
3. Tyler Spillner, .306 (19-62)
4. Angelo Cianfrocco, .292 (7-24)
5. Kevin Plawecki, .269 (18-67)

TWO-OUT RBIs

1. Cameron Perkins, 20
2. Barrett Serrato, 12
3. David Miller, 11
4. Tyler Spillner, 11
5. Plawecki/Talbott, 10

- HITTING STREAKS -

PLAYER	2011		CAREER	'11 Big Ten	
	LONG	CURRENT		LONG	CURRENT
CAMERON PERKINS	20	—	20	10	—
ERIC CHARLES	15	—	15	13	—
RYAN BRIDGES	6	—	13	—	—
KEVIN PLawecki	11	—	11	8	—
TYLER SPILLNER	10	6	10	5	5
STEPHEN TALBOTT	10	—	10	7	—
ANDREW DIXON	8	1	8	7	1
BARRETT SERRATO	6	—	8	4	—
BRAD SCHREIBER	—	1	8	—	—
ANGELO CIANFROCCO	7	—	7	—	—
DAVID MILLER	5	—	5	4	—
PAYTON BIEKER	4	4	4	4	4
CHRIS ANTONELLI	3	3	3	—	1
DAVID BLOUNT	3	3	3	—	2
JAKE HANSEN	3	1	3	—	—

A HITTING STREAK IS DEFINED AS 3 OR MORE CONSECUTIVE GAMES.

- REACHED BASE SAFELY STREAKS -

PLAYER	2011		CAREER	'11 Big Ten	
	LONG	CURRENT		LONG	CURRENT
CAMERON PERKINS	53	60	60	24	42
ERIC CHARLES	16	16	24	14	14
BARRETT SERRATO	21	15	21	13	13
DAVID MILLER	23	23	23	19	19
KEVIN PLawecki	19	6	19	15	5
STEPHEN TALBOTT	17	—	17	7	—
RYAN BRIDGES	10	—	15	3	—
TYLER SPILLNER	12	6	13	10	5
ANGELO CIANFROCCO	11	1	11	9	—
PAYTON BIEKER	10	4	10	4	4
DAVID BLOUNT	3	3	9	—	2
BRAD SCHREIBER	4	4	9	—	—
ANDREW DIXON	8	4	8	7	3
CHRIS ANTONELLI	3	3	3	—	1
JAKE HANSEN	3	1	3	—	—
SEAN McHUGH	3	—	3	3	—

REACHING BASE SAFELY IS EITHER VIA A HIT, WALK OR HIT BY PITCH.

A STREAK IS DEFINED AS 3 OR MORE CONSECUTIVE GAMES.

- 2011 HOME RUN TALLY -

PLAYER (SEASON #)	OPPONENT	ON	OUT	INNING
Angelo Cianfrocco (1)	Morehead (G2)	0	2	1
Angelo Cianfrocco (2)	Morehead (G2)	0	0	4
Cameron Perkins (1)	Morehead (G3)	1	0	7
Cameron Perkins (2)	Morehead (G4)	1	0	3
David Miller (1)	Lipscomb (G2)	0	2	2
Tyler Spillner (1)	UT Martin (G3)	0	0	1
Eric Charles (1)	UT Martin (G3)	0	0	5
Eric Charles (2)	UT Martin (G3)	1	0	8
Sean McHugh (1)	Belmont	1	0	2
Ryan Bridges (1)	Belmont	1	1	5
David Miller (2)	Tenn. Tech (G1)	2	2	1
Ryan Bridges (2)	Tenn. Tech (G1)	1	2	3
Tyler Spillner (2)	Tenn. Tech (G1)	1	1	4
Tyler Spillner (3)	Tenn. Tech (G2)	0	0	1
Sean McHugh (2)	Wabash	0	0	4
Cameron Perkins (3)	Minnesota (G1)	0	0	7
Cameron Perkins (4)	Minnesota (G2)	1	2	3
Barrett Serrato (1)	Michigan (G1)	0	2	5
Barrett Serrato (2)	Penn State (G1)	0	1	2
Cameron Perkins (5)	Northwestern (G1)	0	1	9
Cameron Perkins (6)	Indiana (G3)	1	2	3
Cameron Perkins (7)	Indiana (G3)	2	2	5
Stephen Talbott (1)	Indiana (G3)	0	0	7
David Miller (3)	Michigan St. (G1)	0	0	4
Cameron Perkins (8)	Ball State	0	1	2
Stephen Talbott (2)	Illinois (G1)	0	0	3
Kevin Plawecki (1)	Illinois (G2)	0	0	2
Kevin Plawecki (2)	Illinois (G2)	2	1	5

SERRATO EXCELS IN UTILITY ROLE

• **Barrett Serrato** has started all but one game (the finale of the Tennessee Tech series) this season, starting at a team-high four different positions. The junior has seen action in right field (24 starts), third base (11), shortstop (9) and designated hitter (9). Remarkably, the most consecutive games he has started at the same position is the eight straight he started at third base from April 23-May 8. He was back in right field to begin the May 11 homestand opener against Ball State. In Big Ten play, Serrato made 11 starts in right field, 10 starts at third and three as the DH.

• Serrato has also batted at least once in six different spots in the lineup – third through eighth. He's been penciled in the No. 5 hole a team-high 34 times.

• Purdue has posted a 7-2 record in games Serrato has started at shortstop. The Boilermakers are 16-8 in games he has started in right field.

STRANDED RUNNERS BURN BOILERS IN SHOWDOWN SERIES AT MICHIGAN STATE

• The Boilermakers left 32 on runners on base over the course of the three games at Michigan State, including 13 in the series opener. The Spartans were 15-for-36 (.417) with two outs while the Boilers were only 6-for-29 (.207). Michigan State scored all five of its runs in game two of the series with two outs in an inning. The Spartans swept Purdue in the series after the two teams entered the weekend series in East Lansing tied atop the Big Ten standings with 10-5 records. The Boilermakers suffered their first sweep at the hands of MSU since 1993.

• The series ended in thrilling fashion. **Kevin Plawecki** was thrown out at the plate to end the game while trying to score the game-tying run on a two-out single by **Payton Bieker**. Plawecki doubled three times in the series finale to become the first Purdue player with three two-baggers in a game since Nick Overmyer in 2009. Plawecki was ejected after arguing the call and had to sit out the Ball State (May 11) game because it was a postgame ejection.

McHUGH PLAYS THE HERO IN 12TH-INNING WALK-OFF WIN

• Purdue would not have been able to post its first series sweep of Indiana since 1997 without rallying for a walk-off win in the series opener. **Tyler Spillner** sent the game into extra innings with a two-out run-scoring single, plating **Andrew Dixon** after Dixon had led off the bottom of the ninth with a pinch-hit single.

• But it was freshman **Sean McHugh** that was mobbed by his teammates as the Boilers celebrated a 12th-inning walk-off victory. McHugh was the fourth player to occupy the No. 9 spot in the lineup. He was sent to the plate as a pinch hitter in the 12th. After **Barrett Serrato** and **David Miller** stole third and second base, McHugh singled into left field on a full-count pitch, delivering the game-winning two-out RBI.

• The walk-off win was Purdue's first since defeating Minnesota in 10 innings of the 2010 Big Ten opener. **Cameron Perkins** also played the hero as a freshman that day. But McHugh became the first Purdue player to deliver a walk-off hit as a pinch hitter since John Cummins in April 2006.

RECENT WALK-OFF WINS AT LAMBERT

DATE	OPPONENT	SCORE (INN.)	GW HIT
4/29/11	Indiana	5-4 (12)	McHugh
4/02/10	Minnesota	3-2 (10)	Perkins
4/26/08	Minnesota	7-6 (7)	Nielsen
5/06/06	Penn St.	6-5 (9)	White
4/12/06	Illinois St.	9-8 (9)	White
4/09/06	Michigan St.	4-3 (9)	Cummins
3/25/06	Chicago St.	5-4 (10)	Hilligoss
5/14/05	Iowa (G2)	4-3 (7)	NA*
5/14/05	Iowa (G1)	8-7 (7)	Hilligoss

*Game-winning run scored on wild pitch

TALBOTT STILL A PERFECT BASE THIEF

• Purdue has been active on the base paths for much of the season, successfully stealing at least one base in 39 of the 54 regular-season games. Twelve Boilermakers have swiped at least one base but **Stephen Talbott** leads the way at a perfect 16-for-16. The sophomore is also a perfect 21-for-21 in his career.

• Talbott enters the tournament ranking second in the Big Ten with 54 runs scored. He did not batter any higher than eighth in the lineup until getting a chance to leadoff in the finale of the Tennessee Tech series (March 20). But for the season he has batted no higher than seventh in 43 of the 52 games he has started.

• Talbott was the only Boiler that hit safely in all eight games of the spring break trip, finishing the road trip through Tennessee with a team-best .406 batting average. He finished a home run shy of the cycle in the March 12 win at Tennessee-Martin. He homered in the finale of the Indiana series and nearly single-handedly won the opener of the Illinois series thanks to a solo home run, double, insurance run and throwing out a runner at the plate.

PURDUE SCORES FIRST EARLY AND OFTEN

• Purdue scored first in 37 of its 54 regular-season games (including the first 12 in a row) thanks in part to a 123-43 scoring edge in the first two innings of a game. The early offense has been the primary reason that the Boilers failed to hold the lead at some point only nine times in their 54 regular-season games: March 15 at No. 1 Vanderbilt, March 22 vs. Illinois State, games one and three of the Minnesota series (April 1-2), the middle games of the Penn State (April 17) and Northwestern (April 23) series, games two and three of the Michigan State (May 7-8) series and the middle game of the Illinois series (May 14).

• Because Purdue has scored first so often, the team has also trailed infrequently this year, especially in wins. For the season, the Boilers have held the lead for 269 of the 490 innings (55 percent) they've played. Purdue did not trail in the first seven games of its eight-game win streak (from Feb. 27-March 12), a streak of 61 consecutive innings.

• The Purdue pitching staff did not give up a run in the first inning until game No. 13 on March 12. The Boilermakers batted first in 35 of the 54 regular-season games.

PERKINS' HITTING STREAK SNAPPED AT 20

• **Cameron Perkins'** career-best 20-game hitting streak, the longest by a Purdue player since Brandon Haveman hit safely in the final 20 games of the 2009 season, was snapped in the middle game of the Northwestern series. Perkins has still managed to hit safely in 46 of the 50 games in which he has played this season and reached base safely in all 53. Dating back to last year, he has reached base safely in 60 consecutive games.

• Perkins' hitless showing in the middle game of the Northwestern series also snapped his 14-game hit streak against Big Ten competition dating back to last season's conference tournament.

• Perkins jumped out an 18-for-38 (.474) start in Big Ten play. He homered in the Big Ten series at Minnesota and Northwestern and feasted on Michigan pitching (7-for-11, 3 XBH, 5 RBI). The Michigan series highlighted a recent hot stretch in which he recorded multiple hits in five consecutive games (April 8-13), equaling out to a 12-for-21 showing.

• **PERKINS' 20-GAME STREAK: .395 (32-for-81), 10 XBH, 2 HR, 17 RBI, 16 R, .446 OBP, 6 SB**

PLAWECKI AMONG THE BIG TEN'S TOUGHEST TO K

• **Kevin Plawecki** leads the team with a .355 batting average and has emerged as one of the toughest players to strikeout in the Big Ten. He has whiffed only 10 times in 200 at-bats (240 plate appearances) to rank second in the Big Ten and 19th nationally (as of May 15) in toughest to K. The sophomore has fanned just once every 20.0 at-bats (and once every 24.0 plate appearances). For his college career, he has gone down on strikes only 21 times in 404 at-bats (469 plate appearances).

• **PLAWECKI IN MARCH: .393 (24-for-61), 4 2B, 9 RBI, 13 R, 4 BB, 8 HBP, .479 OBP**

INJURY UPDATES

• Purdue lost **Ryan Bridges** for the remainder of the season when he broke the fibula in his right leg on a play at first base in the April 10 series finale against Michigan. Bridges had started 24 of the first 31 games at first base, including 19 in a row. He landed awkwardly on his leg after colliding with the Michigan first baseman near the bag while trying to beat out a sacrifice bunt. The U-M player had jumped in the air to try to catch a wild throw and came down on top of Bridges.

• Pitcher **Brad Schreiber** has also numerous starts during Big Ten play. He has not pitched since leaving in the sixth inning of April 17 start at Penn State with arm stiffness, which turned out to be an elbow injury. If the sophomore right-hander is able to return this season he is expected to be used in a relief role. Schreiber was sidelined by strep throat in the conference-opening series at Minnesota (April 1-2).

• The March 11 series-opening win at Tennessee-Martin also came at a steep price for Purdue. Starting pitcher **Matt Morgan** and **Angelo Cianfrocco** both left the game early with injuries and were sidelined for the rest of the month. Morgan struggled with his control due to a finger injury and Cianfrocco reinjured his right shoulder while hitting a foul ball.

• Morgan returned to the rotation for the Big Ten-opening series at Minnesota (April 1-2) and has started the opening game of each of the first four conference weekends. Cianfrocco returned to the lineup for the Michigan series (April 8-10) but has been limited to a designated hitter role.

SCORING BREAKDOWN

INNINGS PLAYED IN 2011: 490

INNINGS LED: 269

INNINGS TRAILED: 149

CONSECUTIVE W/O TRAILING: 61

Feb. 27-March 11

CONSECUTIVE LEADING: 29

March 6-8

FIRST INNING: 56-22 PURDUE

SECOND INNING: 67-21 PURDUE

RECENT NOTABLE LONG

PURDUE HIT STREAKS

GAMES	PLAYER	SEASON(S)
26	Ryne White	2007-08
22	Ryne White	2007
20	Cameron Perkins	2011
20	Brandon Haveman	2009
14	Cameron Perkins	2010-11
14	Eric Charles	2009
14	Jon Moore	2008
14	Ryne White	2008
14	Jordan Comadena	2007
14	John Hunter	2005

- QUALITY PITCHING PERFORMANCES -

Pitcher (W/L/S/ND)	Opponent	IP	ER	K
Matt Morgan (W)	UConn	5.2	0	5
Nick Wittgren (ND)	UConn	2	1	1
Brad Schreiber (W)	Pitt	6	2	7
Nick Wittgren (S)	Pitt	2.2	0	3
Sean Collins (W)	Morehead	2	0	4
Lance Breedlove (S)	Morehead	3	0	3
Blake Mascarello (ND)	Morehead	5	3	4
Robert Ramer (ND)	Morehead	3	0	3
Brad Schreiber (W)	Morehead	6	1	5
Pat Gannon (ND)	Morehead	3	0	1
Matt Morgan (W)	Lipscomb	9	0	10
Lance Breedlove (W)	Lipscomb	5.1	3	1
Blake Mascarello (S)	Lipscomb	3.2	0	4
Nick Wittgren (S)	Lipscomb	3	1	2
Joe Haase (W)	Louisville	8.2	4	3
Robert Ramer (W)	UT Martin	5	1	5
Nick Wittgren (S)	UT Martin	1	0	0
Blake Mascarello (ND)	UT Martin	3	0	4
Nick Wittgren (W)	UT Martin	2	1	2
Brad Schreiber (ND)	UT Martin	7	4	4
Matt Gibbs (ND)	Belmont	2	1	0
Robert Ramer (W)	Tenn. Tech	5	2	4
Pat Gannon (S)	Tenn. Tech	4	0	7
Brad Schreiber (ND)	Tenn. Tech	6	4	8
Pat Gannon (ND)	Illinois State	2.2	1	1
Lance Breedlove (ND)	Illinois State	2.2	1	2
Calvin Gunter (W)	Wabash	5	0	5
Nick Wittgren (ND)	Wabash	1	0	3
Robert Ramer (ND)	Bradley	5	3	3
Brad Schreiber (W)	Bradley	6	0	7
Joe Haase (ND)	Bradley	2	0	3
Lance Breedlove (ND)	IPFW	2	0	1
Blake Mascarello (ND)	Minnesota	2.2	0	2
Joe Haase (W)	Minnesota	9	0	7
Nick Wittgren (ND)	Minnesota	4	1	2
Robert Ramer (W)	Butler	5.2	2	6
Matt Morgan (W)	Michigan	6	0	8
Nick Wittgren (S)	Michigan	3	0	6
Brad Schreiber (ND)	Michigan	6	2	7
Blake Mascarello (W)	Michigan	2.2	0	2
Joe Haase (ND)	Michigan	7	1	7
Robert Ramer (ND)	Ball State	6	3	4
Lance Breedlove (ND)	IPFW	3.1	0	1
Matt Morgan (W)	Penn State	6	2	2
Nick Wittgren (S)	Penn State	2.1	0	4
Brad Schreiber (ND)	Penn State	5.1	3	5
Blake Mascarello (L)	Penn State	2.2	1	2
Joe Haase (W)	Penn State	5.1	1	3
Lance Breedlove (ND)	Penn State	2	1	4
Pat Gannon (ND)	UIC	3	1	1
Mike Sudbury (S)	UIC	3	0	3
Blake Mascarello (W)	Northwestern	5	0	4
Calvin Gunter (W)	Northwestern	5.2	0	4
Matt Morgan (ND)	Indiana	6.1	3	4
Calvin Gunter (ND)	Indiana	3.1	1	3
Nick Wittgren (W)	Indiana	2.1	0	2
Joe Haase (W)	Indiana	8.2	1	6
Calvin Gunter (W)	Indiana	3.1	0	3
Lance Breedlove (S)	Indiana	3.2	1	4
Angelo Cianfrocco (ND)	Michigan State	2.2	1	1
Sean Collins (ND)	Ball State	2	1	2
Matt Morgan (W)	Illinois	6	1	5
Lance Breedlove (ND)	Illinois	2.2	0	2
Robert Ramer (ND)	Illinois	3	1	3
Angelo Cianfrocco (ND)	Illinois	1	0	1
Joe Haase (ND)	Illinois	6	4	6
Nick Wittgren (L)	Illinois	3	0	2
Sean Collins (ND)	UIC	3	1	0
Mike Sudbury (S)	UIC	3	0	2
Matt Morgan (ND)	Iowa	6.1	6	9
Calvin Gunter (ND)	Iowa	5.1	2	7
Nick Wittgren (ND)	Iowa	2	0	5
Joe Haase (W)	Iowa	6	1	3
Mike Sudbury (S)	Iowa	3	0	2

2011 Team Total: 74 – Wittgren 12, Breedlove 8, Haase 8, Mascarello 7, Ramer 7, Schreiber 7, Morgan 7, Gunter 5, Gannon 4, Collins 3, Sudbury 3, Cianfrocco 2, Gibbs 1.

Requirements for inclusion in this chart

• **Starter:** 6 IP & 4 ER or fewer –or– 5 IP & 3 ER or fewer

• **Long Relief:** 3 IP & 2 ER or fewer

• **Short Relief:** 2 IP & 1 ER or fewer –or– 1+ IP, no H/BB/HBP

THE LAST TIME...

- **Purdue Player had 7 at-bats** (7–Ties Purdue record)
7 - Tyler Spillner (at IPFW, 4-1-09)
- **Purdue player had 5 hits** (5–Ties Purdue record)
5 - Kevin Plawecki (at Tennessee Tech, 3-20-11)
- **Purdue player scored 5 runs** (5–Ties Purdue record)
5 - David Blount (at Morehead State, 2-27-11)
- **Purdue player had 7 RBIs** (9–Ties Purdue record)
8 - Neal Gorka (Indiana, 4-16-06)
- **Purdue player had 3 doubles** (4–Ties Purdue record)
3 - Kevin Plawecki (at Michigan State, 5-8-11)
- **Purdue player had 2 triples** (2–Ties Purdue record)
2 - Tyler Spillner (Chicago State, 3-27-10)
- **Purdue player hit 2 home runs**
2 - Cameron Perkins (Indiana, 5-1-11)
- **Purdue player hit 3 home runs** (3–Ties PUR record)
3 - Dan Black (vs Indiana, 5-24-08)
- **Purdue player hit a grand slam**
Drew Madia (Penn State, 4-16-10)
- **Purdue recorded 10 total bases**
Cameron Perkins (Indiana, 5-1-11)
- **Purdue pitcher recorded 10 strikeouts**
10 - Matt Morgan (at Lipscomb, 3-4-11)
- **Purdue Pitcher threw a 9-inning complete game**
Joe Haase (at Minnesota, 4-2-11)
- **Purdue shutout an opponent**
8-0 vs Michigan (4-8-11)
- **Purdue scored 20 runs** (Purdue record, 37)
22 - Western Illinois (3-23-08)
- **Purdue recorded 20 hits** (Purdue record, 26)
20 - at Morehead State (2-27-11)
- **Purdue recorded 20 RBIs** (Purdue record, 27)
22 - Western Illinois (3-23-08)
- **Purdue hit 7 doubles** (Purdue record, 10)
8 - at Morehead State (2-27-11)
- **Purdue hit 3 triples** (Purdue record, 4)
3 - at Ohio (3-19-10)
- **Purdue hit 5 home runs** (Purdue record, 6)
5 - Penn State (4-16-10)
- **Purdue struck out 12 batters** (Purdue record, 17)
14 - Iowa (5-20-11)
- **Purdue turned four double plays** (Purdue record, 5)
4 - IPFW (3-29-11)

TEAM LEADERS IN VICTORIES

STAT	PLAYER	TOTAL
Average	Eric Charles	.399
Hits	Charles/Perkins	57
Runs	Stephen Talbott	45
XBH	Cameron Perkins	23
HR	Cameron Perkins	7
RBI	Cameron Perkins	45
Walks	David Miller	31
OBP	David Miller	.534
Steals	Charles/Talbott	10
ERA	Joe Haase	1.71
Innings	Matt Morgan	54.2
Strikeouts	Matt Morgan	51
B/Avg	Nick Wittgren	.171

PURDUE RECORD WHEN HE STARTS

PLAYER	STARTS	TEAM	PITCHER
Matt Morgan	12	10-2	5-2
Joe Haase	12	6-6	6-3
Brad Schreiber	8	6-2	4-0
Calvin Gunter	7	5-2	5-2
Robert Ramer	6	6-0	5-0
Blake Mascarello	4	1-3	2-4
Lance Breedlove	3	2-1	2-1
Nick Wittgren	1	0-1	2-2

SERRATO DELIVERS GAME-WINNING HIT IN THE NINTH, GOES DEEP AGAIN

- **Barrett Serrato** lifted Purdue to a comeback win at Ball State (April 12) with a two-out, two-run single in the ninth inning and the Boilers trailing by a run. He singled into left center on the first pitch he saw from the new BSU relief pitcher.
- Serrato also hit a solo home run in the opener of Big Ten series against Michigan and Penn State. His opposite-field blast at Penn State gave Purdue an early lead that it did not relinquish. The junior recorded a career-high four RBIs in the rubber game win at Penn State (April 17).

PLAWECKI ENJOYS BIG WEEK WITH RUNNERS IN SCORING POSITION

- **Kevin Plawecki** drove in some big runs to help lead Purdue to a 4-1 week and series win at Penn State (April 13-17). After recording only two RBIs over a stretch of eight games, the sophomore tied his career high with four RBIs in the April 13 win against IPFW and also knocked in four runs in the Penn State series.
- Plawecki drove in the go-ahead run in the eighth inning of the IPFW win, delivering a two-run single to highlight a four-run rally. In the middle game of the Penn State series, Plawecki plated the game-tying run in the seventh inning with a two-out single. He came back in the nightcap of the doubleheader and doubled home a pair to open the scoring in the six-run third inning, finishing the game with four hits.

RECORD SEVEN PURDUE PLAYERS EARN BIG TEN WEEKLY HONORS

- **Cameron Perkins** (Player, April 11) and **Joe Haase** (Pitcher, April 4) were the latest Boilermakers to win their first career Big Ten weekly awards. Perkins was recognized after posting multiple hits in all three games of the Michigan series (April 8-10), finishing the weekend 7-for-11. Haase was honored for his complete-game shutout of Minnesota April 2 at Target Field. Purdue has had seven different weekly honorees, garnering at least one award following seven of the first eight weekends of the year.
- Since the Big Ten began recognizing Players and Pitchers of the Week in 1990, the seven different Boilermakers honored this year represents a new program high. Previously, Purdue had four honorees in 1997 and 2006. And with **Matt Morgan** winning Pitcher of the Week twice, the eight weekly honors are also a new team benchmark. The Boilermakers won five weekly awards in 2003 and 2006. **Brad Schreiber** has also been named Pitcher of the Week and teammates **Barrett Serrato**, **Angelo Cianfrocco** and **Tyler Spillner** have been honored as the league's top player over a seven-day stretch.

HAASE POSTS SCORELESS-INNINGS STREAK

- Thanks in part to a complete-game shutout in his first career Big Ten start, **Joe Haase** was able to record a consecutive scoreless-innings streak of 14 over four appearances. It was snapped when Michigan scored in the first inning of the April 10 series finale. But the Wolverines managed to score just the one run against the junior. Haase surrendered only two earned runs over a stretch of 26 1/3 innings pitched. He compiled a 0.68 ERA in his six appearances from March 20 through April 17.
- Before Michigan snapped the scoreless-innings streak, top-ranked Vanderbilt (March 15) had been the last team to score against Haase. But the Commodores didn't score while Haase was actually on the mound in the fourth, fifth and sixth innings (an inherited runner scored against the bullpen in the sixth). Thus, it was a streak of 17 consecutive innings since a team had scored while Haase was literally on the mound. His ERA has dropped from 4.79 to 2.86 during his scoreless-innings streak.
- Haase has pitched in 16 games this year, making 12 starts. Coincidentally, he's been on the mound in some of Purdue's biggest games of the year. His finest performance came on the big stage of Target Field in the Big Ten-opening series at Minnesota, striking out a career-high seven in his first collegiate complete-game shutout. He scattered seven singles and did not give up a hit after the sixth inning.
- The junior pitched in relief in the wins against nationally-ranked Connecticut and Pittsburgh at the season-opening BIG EAST-Big Ten Challenge. Haase led Purdue to another win against a nationally-ranked team when he beat Louisville with 8 2/3 innings of solid work in the March 8 midweek opener. He started the game against top-ranked Vanderbilt on the spring break trip, as well as the home opener against Illinois State and the middle game of the rivalry series with Indiana.

MORGAN & WITTGREN TEAM UP FOR SERIES-OPENING SHUTOUT OF MICHIGAN

- **Matt Morgan** and **Nick Wittgren** teamed up to strike out 14 batters in a combined shutout effort in the series-opening win against Michigan April 8. The Boilermakers won 8-0, posting their first shutout win against a Big Ten opponent at Lambert Field since 2008 (Northwestern) and their first shutout win over Michigan since 1993.
- Morgan struck out the side in the fourth inning and Wittgren did the same in the seventh. The pitchers teamed up to record at least one strikeout in every inning but the fifth. The season-high 14 strikeouts were the most for Purdue since also fanning 14 in a 2010 series-opening win against Penn State at Lambert Field.

- PURDUE ALL-TIME LEADERS -

TRIPLES		
1. Shannon Stigleman	13	1992-95
Jermaine Allensworth	13	1991-93
Jeff Allison	13	1984-87
4. Rod Metzler	12	1994-97
5. Two tied with	10	
7. Tyler Spillner	9	2009-Pr
Five others tied with	9	
13. Two tied with	8	
15. Eric Charles	7	2008-Pr

HIT BY PITCH

1. John Hunter	39	2003-06
2. Two tied with	36	
4. Two tied with	28	
6. Eric Charles	27	2008-Pr
Kevin Plawecki	27	2010-Pr
8. Three tied with	25	
11. Cameron Perkins	24	2010-Pr

STOLEN BASES

1. Dave Scheittlin	70	1988-91
10. David Blomberg	41	1998-01
11. Two tied with	40	
13. Tyler Spillner	36	2009-Pr
Two others tied with	35	
• Eric Charles	32	2008-Pr
• Stephen Talbott	21	2010-Pr

STRIKEOUTS

1. Matt Bischoff	291	2007-10
4. Two tied with	218	
6. Russ Morgan	215	1997-00
7. Scott Byrnes	211	2002-05
8. Matt Morgan	210	2008-Pr

STRIKEOUTS PER NINE INNINGS (75 IP)

1. Josh Linblom	8.785	2007-08
2. Sherard Clinkscales	8.724	1990-92
3. Andy Swain	8.221	1985-89
4. Matt Bischoff	8.101	2007-10
5. Matt Morgan	7.988	2008-Pr
6. Matt Luce	7.803	1994-97

STRIKEOUTS PER NINE INNINGS (125 IP)

1. Sherard Clinkscales	8.724	1990-92
2. Andy Swain	8.221	1985-89
3. Matt Bischoff	8.101	2007-10
4. Matt Morgan	7.988	2008-Pr
5. Matt Luce	7.803	1994-97

STRIKEOUT-TO-WALK RATIO (75 IP)

1. Josh Linblom	5.000	2007-08
2. Matt Bischoff	4.217	2007-10
3. Mitch Pruemer	3.149	2002-05
4. Andrew Groves	3.032	2004-07
5. Andy Swain	2.759	1985-89
6. Scott Byrnes	2.671	2002-05
7. Ben Quick	2.648	2000-01
8. Jay Buente	2.621	2003-06
9. Matt Morgan	2.530	2008-Pr
10. Chadd Blasko	2.476	2000-02

FEWEST WALKS PER NINE INNINGS (75 IP)

1. Josh Linblom	1.757	2007-08
9. Jeff Rader	2.694	1994-97
10. Chadd Blasko	2.735	2000-02
11. Brian Karpel	2.790	2002-04
12. Bruce Alexander	2.833	1978-81
13. Jay Buente	2.911	2003-06
14. Rex Gingerich	2.951	2003-06
15. Matt Morgan	3.157	2008-Pr

SAVES

1. Andy Helmer	15	1997-00
Scott Dubach	15	1985-87
3. Josh Lindblom	13	2007-08
4. Nick Wittgren	12	2011-Pr
Two tied with	12	
7. Kevin Cahill	9	2007-10
8. Five tied with	8	
13. Matt Skripsky	7	1999-03
14. Two tied with	6	
• Calvin Gunter	4	2009-Pr
• Sean Collins	3	2009-Pr
• Mike Sudbury	3	2010-Pr
• Lance Breedlove	2	2011-Pr
• Joe Haase	2	2009-Pr
• Brad Schreiber	2	2010-Pr

- STARTING PITCHER BREAKDOWNS -

DATE	OPPONENT	DEC	IP	H	R-ER	BB	K
- Matt Morgan (Sr, RHP) -							
2/18	vs Connecticut	W	5.2	3	0-0	2	5
2/26	at Morehead St.	ND	4+	7	8-2	4	4
3/4	at Lipscomb	W	9	3	0-0	2	10
3/11	at UT Martin	ND	2.1	2	1-1	1	1
4/1	at Minnesota	L	4.1	5	6-6	3	3
4/8	Michigan	W	6	4	0-0	2	8
4/15	at Penn State	W	6	4	2-2	2	2
4/23	at Northwestern	ND	3	7	7-7	4	3
4/29	Indiana	ND	6.1	7	3-3	1	4
5/6	at Michigan St.	L	5+	8	6-6	1	3
5/13	Illinois	W	6	7	1-1	3	5
5/19	Iowa	ND	6.1	6	3-3	3	9

- Joe Haase (Jr, RHP) -							
2/26	at Morehead St.	W	5	10	4-4	1	3
3/8	at Louisville	W	8.2	8	4-2	0	3
3/15	at Vanderbilt	L	5.1	9	5-5	2	4
3/22	Illinois State	ND	2	0	0-0	0	3
4/2	at Minnesota	W	9	7	0-0	2	7
4/10	Michigan	ND	7	6	1-1	3	7
4/17	at Penn State	W	5.1	3	3-1	5	3
4/23	at Northwestern	L	3	9	5-5	1	0
4/30	Indiana	W	8.2	10	2-1	3	6
5/8	at Michigan St.	L	5.1	11	6-6	0	2
5/15	Illinois	ND	6	6	5-4	1	6
5/21	Iowa	W	6	7	2-1	1	3

- Calvin Gunter (Jr, LHP) -							
3/18	at Wabash	W	5	1	0-0	0	5
3/29	IPFW	W	4	4	1-1	4	3
4/6	at Butler	ND	3	4	5-5	1	4
4/24	at Northwestern	W	5.2	3	0-0	0	4
5/7	at Michigan St.	L	4.2	8	4-4	2	3
5/14	Illinois	L	5	8	6-4	1	4
5/20	Iowa	ND	5.1	4	2-2	2	7

- Brad Schreiber (So, RHP) -							
2/20	vs Pittsburgh	W	6	5	3-2	1	7
2/27	at Morehead St.	W	6	2	1-1	1	5
3/6	at Lipscomb	W	5	5	4-4	4	7
3/13	at UT Martin	ND	7	6	4-4	1	4
3/20	at Tenn. Tech	ND	6	7	4-4	2	8
3/27	Bradley	W	6	3	0-0	0	7
4/9	Michigan	ND	6	6	2-2	2	7
4/17	at Penn State	ND	5.1	2	3-3	5	5

- Robert Ramer (So, RHP) -							
3/18	at Tenn. Tech	W	5	6	3-2	2	4
3/25	at Bradley	ND	5	5	4-3	1	3
4/12	at Ball State	ND	6	6	4-3	0	4
4/20	at UIC	W	3	4	2-2	1	0
5/1	Indiana	ND	1	4	2-2	1	0

- Blake Mascarello (Jr, LHP) -							
2/19	vs Notre Dame	L	3+	6	5-5	0	1
2/26	at Morehead St.	ND	5+	7	7-3	1	4
3/16	at Belmont	L	3	9	7-7	1	2
4/13	vs IPFW	ND	3.1	5	3-2	2	2

- Lance Breedlove (Jr, RHP) -							
3/6	at Lipscomb	W	5.1	3	3-3	3	1
3/12	at UT Martin	ND	3	8	1-1	1	1
4/2	at Minnesota	L	3.1	5	2-1	1	1

- Nick Wittgren (So, RHP) -							
3/19	at Tenn. Tech	L	5.1	8	6-6	0	5

- WIN/SAVE RELIEF APPEARANCES -

DATE	OPPONENT	DEC	IP	H	R-ER	BB	K
- Nick Wittgren (So, RHP) -							
2/20	vs Pittsburgh	S	2.2	2	0-0	0	3
3/6	at Lipscomb	S	3	2	1-1	0	2
3/11	at UT Martin	S	1	0	0-0	0	0
3/12	at UT Martin	W	2	1	1-1	0	2
4/6	at Butler	S	1/3	0	0-0	0	1
4/8	Michigan	S	3	1	0-0	0	6
4/9	Michigan	S	1/3	0	0-0	0	0
4/12	at Ball State	S	1	0	0-0	0	0
4/15	at Penn State	S	2.2	2	1-0	0	4
4/23	at Northwestern	S	1	0	0-0	1	0
4/29	Indiana	W	2.1	2	0-0	0	2
5/11	Ball State	S	1.2	1	0-0	1	2
5/13	Illinois	S	1/3	0	0-0	0	1
5/19	Iowa	S	1	1	0-0	0	1

- Sean Collins (Jr, RHP) -							
2/26	at Morehead St.	W	2	0	0-0	2	4
4/13	vs IPFW	S	1.2	0	0-0	1	4
5/20	Iowa	W	2/3	1	0-0	0	0

- Robert Ramer (So, RHP) -							
3/11	at UT Martin	W	5	2	1-1	3	5
4/6	at Butler	W	5.2	6	3-2	0	6

- Lance Breedlove (Jr, RHP) -							
2/26	at Morehead St.	S	3	1	0-0	1	3
3/20	at Tenn. Tech	W	1	1	0-0	0	0
5/1	Indiana	S	3.2	2	1-1	1	4

- Blake Mascarello (Jr, LHP) -							
2/26	at Lipscomb	S	3.2	2	0-0	0	4
4/9	Michigan	W	2.2	1	0-0	0	2
4/23	at Northwestern	W	5	5	0-0	1	4

- Calvin Gunter (Jr, LHP) -							
3/8	at Louisville	S	1/3	0	0-0	0	1
4/12	at Ball State	W	2/3	1	0-0	0	1
5/1	Indiana	W	3.1	1	0-0	0	3

- Pat Gannon (So, LHP) -							
3/18	at Tenn. Tech	S	4	6	0-0	0	7
4/13	vs IPFW	W	2/3	0	0-0	1	1

- Angelo Cianfrocco (So, LHP) -							
5/19	Iowa	W	1.2	2	0-0	0	3

- Mike Sudbury (Jr, RHP) -							
4/20	at UIC	S	3	1	0-0	2	3
5/17	UIC	S	3	2	0-0	1	2
5/21	Iowa	S	3	2	0-0	0	2

- CAREER-HIGH PERFORMANCES - HITS (MINIMUM 3)

PLAYER	TOTAL	OPPONENT & DATE
David Blount	5	Butler (4/22/09)
Kevin Plawecki	5	at Tenn. Tech (3/20/11)
Payton Bieker	4	at Chicago State (4/20/10)
Eric Charles	4	on Four Occasions

Most Recently: vs IPFW (4/13/11)		
Cameron Perkins	4	On Two Occasions

Most Recently: at Belmont (3/16/11)		
Barrett Serrato	4	Butler (4/22/10)
Tyler Spillner	4	on Two Occasions

Most Recently: Bradley (3/27/11)		
Ryan Bridges	3	on Two Occasions

Most Recently: at UT Martin (3/11/11)		
Angelo Cianfrocco	3	on Four Occasions

Most Recently: at Illinois-Chicago (4/20/11)		
Andrew Dixon	3	at Lipscomb (3/6/11)
David Miller	3	on Four Occasions

Most Recently: at Penn State (4/15/11)		
Brad Schreiber	3	on Two Occasions

Most Recently: at Morehead State (2/26/11)		
Stephen Talbott	3	On Six Occasions

Most Recently: at Illinois-Chicago (4/20/11)		
RBIs (MINIMUM 3)		

PLAYER	TOTAL	OPPONENT & DATE
Cameron Perkins	6	Indiana (5/11/11)
David Blount	4	Butler (4

**– BIG-INNING BREAKDOWN –
(MINIMUM 4 RUNS SCORED)**

PURDUE

<u>RUNS</u>	<u>OPPONENT</u>	<u>INNING</u>	<u>DATE</u>	<u>WON GAME</u>
8	at Tenn. Tech	9	3/20/11	Yes
6	at Illinois-Chicago	3	4/20/11	Yes
6	at Penn State	3	4/17/11	Yes
6	at Butler	2	4/06/11	Yes
6	Wabash	2	3/23/11	Yes
6	at Morehead (G2)	4	2/27/11	Yes
6	at Morehead (G1)	7	2/27/11	Yes
5	Iowa (G2)	6	5/20/11	Yes
5	Iowa (G1)	8	5/19/11	Yes
5	Illinois-Chicago	3	5/17/11	Yes
5	Indiana	7	5/01/11	Yes
5	at Northwestern	1	4/24/11	Yes
5	at Northwestern	1	4/23/11	Yes
5	at Illinois-Chicago	2	4/20/11	Yes
5	Michigan	2	4/10/11	No
5	Michigan	5	4/08/11	Yes
5	at Tenn. Tech	1	3/18/11	Yes
5	at Lipscomb	4	3/06/11	Yes
5	Morehead (G1)	1	2/27/11	Yes
5	Morehead (G1)	1	2/26/11	Yes
4	18 Occasions			

Scored 5 or more runs in an inning 20 Times

OPPONENTS

<u>RUNS</u>	<u>OPPONENT</u>	<u>INNING</u>	<u>DATE</u>	<u>LOST GAME</u>
11	vs Notre Dame	4	2/19/11	Yes
6	at Minnesota	5	4/01/11	Yes
5	at Tenn.-Martin	9	3/13/11	Yes
5	at Morehead (G1)	4	2/26/11	No
4	12 Occasions			

– 2011 HONORS & SPECIAL MENTIONS –

Big Ten Player of the Week

Cameron Perkins, April 11
Tyler Spillner, March 14
Angelo Cianfrocco, Feb. 28
Barrett Serrato, Feb. 21

Big Ten Pitcher of the Week

Joe Haase, April 4
Brad Schreiber, March 28
Matt Morgan, Feb. 21 & March 7

NCBWA Stopper of the Year Watch List

Nick Wittgren

Johnny Bench Award Watch List & Semifinalist

Kevin Plawecki

InsidePitching.com

Great Lakes Region Pitcher of the Week

Matt Morgan, March 7

BIG EAST-Big Ten Challenge All-Tourney Team

Selected by CollegeBaseball360.com

Matt Morgan
Kevin Plawecki
Barrett Serrato (Honorable Mention)

CollegeBaseball360.com Primetime Performer

Matt Morgan, Feb. 21

Big Ten Preseason Players to Watch & Perfect Game

USA Top Prospects in Big Ten for 2012

Kevin Plawecki (2nd)
Brad Schreiber (3rd)
Cameron Perkins (6th)

Perfect Game USA Preseason All-Big Ten

Kevin Plawecki

CollegeBaseballInsider.com Preseason Big Ten Poll

Top Defensive Catcher & Top Throwing Catcher
Kevin Plawecki

– HIT SAFELY IN EVERY GAME OF A WEEKEND –

Big East-Big Ten

Perkins (4-for-13)
Plawecki (6-for-12)
Serrato (6-for-9)

Tennessee Tech

Charles (5-for-12)
Spillner (5-for-13)
Talbot (5-for-15)

Penn State

Charles (4-for-11)
Perkins (5-for-15)
Plawecki (6-for-13)
Talbot (4-for-12)

Illinois

Charles (4-for-12)
Miller (3-for-9)
Serrato (4-for-11)

Morehead St. (4)

Charles (8-for-21)
Cianfrocco (10-for-16)
Perkins (8-for-18)
Plawecki (7-for-19)
Spillner (5-for-18)
Talbot (6-for-15)

Bradley (2)

Bieker (4-for-7)
Bridges (2-for-7)
Perkins (2-for-8)
Spillner (5-for-7)

Northwestern

None

Iowa

Bieker (4-for-11)
Spillner (5-for-12)

Lipscomb

Bridges (4-for-10)
Perkins (5-for-15)

Minnesota

Perkins (6-for-12)
Serrato (6-for-13)

Indiana

Charles (5-for-13)
Dixon (4-for-8)
Miller (4-for-11)
Perkins (5-for-12)
Plawecki (4-for-13)
Spillner (5-for-13)
Talbot (4-for-13)

Tennessee-Martin

Charles (4-for-12)
Spillner (7-for-13)
Talbot (5-for-11)

Michigan

Perkins (7-for-11)
Spillner (5-for-13)

Michigan State

Charles (5-for-13)
Perkins (4-for-13)
Plawecki (5-for-11)
Talbot (3-for-12)

Team Leaders

9 – Cameron Perkins (BE-BT, MOR, LIP, BRAD, MINN, MICH, PSU, IND & MSU)
7 – Eric Charles (MOR, UTM, TTU, PSU, IND, MSU & ILL)
7 – Tyler Spillner (MOR, UTM, TTU, BRAD, MICH, IND & Iowa)
6 – Stephen Talbot (MOR, UTM, TTU, PSU, IND & MSU)
5 – Kevin Plawecki (BE-BT, MOR, PSU, IND & MSU)
3 – Barrett Serrato (BE-BT, MINN & ILL)
2 – Payton Bieker (BRAD & Iowa)
2 – Ryan Bridges (LIP & BRAD)
2 – David Miller (IND & ILL)
1 – Angelo Cianfrocco (MOR)
1 – Andrew Dixon (IND)

**– SCORED A RUN OR DROVE IN A RUN IN EVERY GAME OF A WEEKEND –
* = SCORED A RUN | ^ = DROVE IN A RUN**

Big East-Big Ten

Serrato^ (4 RBIs)

Tennessee Tech

Spillner* (5 runs)
Talbot* (4 runs)

Penn State

Miller^ (4 RBIs)
Plawecki* (5 runs)
Talbot* (5 runs)

Illinois

None

Morehead St. (4)

Cianfrocco* (8 runs)
Perkins* (5 runs)
Serrato* (8 runs)
Spillner* (4 runs)
Talbot* (6 runs)

Bradley (2)

Bieker* (3 runs)
Bridges^ (4 RBIs)
Perkins* (4 runs)
Plawecki^ (3 RBIs)
Talbot* (2 runs)

Northwestern

Spillner* (3 runs)

Iowa

Serrato* (3 runs)

Lipscomb

Talbot* (3 runs)

Minnesota

None

Indiana

Miller* (4 runs)

Tennessee-Martin

Charles* (5 runs)
Spillner* (6 runs)

Michigan

None

Michigan State

Perkins* (3 runs)

Team Leaders – Runs Scored

5 – Stephen Talbot (MOR, LIP, TTU, BRAD & PSU)
4 – Tyler Spillner (MOR, UTM, TTU & NW)
3 – Cameron Perkins (MOR, BRAD & MSU)
2 – Barrett Serrato (MOR & Iowa)
1 – Payton Bieker (BRAD)
1 – Eric Charles (UTM)
1 – Angelo Cianfrocco (MOR)
1 – David Miller (IND)
1 – Kevin Plawecki (PSU)

Team Leaders – RBIs

1 – Ryan Bridges (BRAD)
1 – David Miller (PSU)
1 – Kevin Plawecki (BRAD)
1 – Barrett Serrato (BE-BT)

— **PURDUE ACTIVE CAREER LEADERS** —

BATTING AVG (Min. 200 ABs)

1.	Kevin Plawecki (So)	.349
2.	Cameron Perkins (So)	.345
3.	Eric Charles (Jr)	.335

HITS

1.	Eric Charles (Jr)	186
2.	Tyler Spillner (Jr)	178
3.	Cameron Perkins (So)	152

DOUBLES

1.	Eric Charles (Jr)	35
	Tyler Spillner (Jr)	35
3.	Cameron Perkins (So)	31

TRIPLES

1.	Tyler Spillner (Jr)	9
2.	Eric Charles (Jr)	7
3.	Cameron Perkins (So)	5

HOME RUNS

1.	Cameron Perkins (So)	16
2.	Kevin Plawecki (So)	10
3.	Eric Charles (Jr)	5
	Tyler Spillner (Jr)	5

RBI

1.	Eric Charles (Jr)	94
2.	Kevin Plawecki (So)	91
3.	Cameron Perkins (So)	87

RUNS SCORED

1.	Eric Charles (Jr)	126
2.	Tyler Spillner (Jr)	117
3.	Cameron Perkins (So)	90

WALKS

1.	Tyler Spillner (Jr)	81
2.	Eric Charles (Jr)	63
3.	Barrett Serrato (Jr)	55

ON-BASE PCT (Min. 200 ABs)

1.	Eric Charles (Jr)	.416
2.	Kevin Plawecki (So)	.414
3.	Tyler Spillner (Jr)	.405

STOLEN BASES

1.	Tyler Spillner (Jr)	36
2.	Eric Charles (Jr)	32
3.	Stephen Talbott (So)	21

VICTORIES

1.	Matt Morgan (Sr)	15
	Joe Haase (Jr)	8
3.	Robert Ramer (So)	7

GAMES STARTED

1.	Matt Morgan (Sr)	35
2.	Joe Haase (Jr)	12
3.	Calvin Gunter (Jr)	11

APPEARANCES

1.	Matt Morgan (Sr)	52
2.	Joe Haase (Jr)	47
3.	Sean Collins (Jr)	44
	Blake Mascarello (Jr)	44

INNINGS PITCHED

1.	Matt Morgan (Sr)	236 2/3
2.	Joe Haase (Jr)	126 1/3
3.	Blake Mascarello (Jr)	91 1/3

STRIKEOUTS

1.	Matt Morgan (Sr)	210
2.	Joe Haase (Jr)	88
3.	Blake Mascarello (Jr)	77

SAVES

1.	Nick Wittgren (So)	12
2.	Calvin Gunter (Jr)	4
3.	Sean Collins (Jr)	3
	Mike Sudbury (Jr)	3

ERA (Min. 40 innings)

1.	Nick Wittgren (So)	3.33
2.	Brad Schreiber (So)	3.77
3.	Lance Breedlove (Jr)	3.80

AVG AGAINST (Min. 40 innings)

1.	Brad Schreiber (So)	.241
2.	Nick Wittgren (So)	.245
3.	Robert Ramer (So)	.267

2011 INNING-BY-INNING SCORING SUMMARY: ALL GAMES

	1	2	3	4	5	6	7	8	9	EX	Total
PURDUE	56	67	47	45	32	34	50	36	31	1	399
OPPONENTS	22	21	38	49	35	34	23	36	20	2	280
DIFFERENCE	+34	+46	+9	-4	-3	E	+27	E	+11	-1	+119

TWO-OUT RBI BREAKDOWN

— 2011 SEASON —

PLAYER	TWO-OUT RBIs	TOTAL RBIs	Pct	TWO-OUT RBIs	TOTAL RBIs	Pct
Chris Antonelli	—	2	.000	—	2	.000
Payton Bieker	6	17	.353	12	28	.429
Kyle Bischoff	—	1	.000	—	1	.000
David Blount	2	8	.250	10	37	.270
Ryan Bridges	7	21	.333	15	48	.313
Eric Charles	9	38	.237	24	94	.255
Angelo Cianfrocco	4	13	.308	12	32	.375
Andrew Dixon	5	20	.250	5	20	.250
Jake Hansen	—	4	.000	—	4	.000
Sean McHugh	1	6	.167	1	6	.167
David Miller	11	33	.333	11	33	.333
Cameron Perkins	20	53	.377	30	87	.345
Kevin Plawecki	10	38	.263	26	91	.286
Brad Schreiber	1	3	.333	4	18	.222
Barrett Serrato	12	42	.286	26	68	.382
Tyler Spillner	11	31	.355	24	83	.289
Stephen Talbott	10	29	.345	14	36	.389

— PURDUE CAREER —

REACHED SAFELY TO BEGIN AN INNING: 2011

PLAYER	REACHED	OPPORTUNITIES	PERCENTAGE	OBP IN 2011
Chris Antonelli	2	3	.667	.500
Payton Bieker	8	17	.467	.321
Kyle Bischoff	3	3	1.000	.429
David Blount	2	7	.286	.310
Ryan Bridges	4	10	.400	.388
Nick Burke	—	—	—	.000
Eric Charles	17	42	.405	.410
Angelo Cianfrocco	9	20	.450	.394
Patrick Coghlan	0	2	.000	.000
Collin DeDecker	1	3	.333	.111
Andrew Dixon	11	25	.440	.330
Jake Hansen	1	8	.125	.343
Sean McHugh	3	6	.500	.375
David Miller	19	36	.528	.483
Cameron Perkins	22	41	.537	.417
Kevin Plawecki	30	56	.536	.442
Brad Schreiber	1	3	.333	.412
Barrett Serrato	22	54	.407	.411
Tyler Spillner	43	90	.478	.410
Stephen Talbott	24	51	.471	.398

2011 INHERITED RUNNERS/SCORED RECAP

PITCHER	INHERITED	SCORED	PERCENTAGE	RELIEF APP
Lance Breedlove	11	7	.636	19
Tyler Calder	0	0	—	1
Angelo Cianfrocco	5	2	.400	4
Sean Collins	12	1	.083	16
Pat Gannon	6	4	.667	15
Matt Gibbs	1	0	.000	5
Calvin Gunter	6	3	.500	7
Joe Haase	1	0	.000	4
Blake Mascarello	13	3	.231	12
Cameron Perkins	0	0	—	2
Robert Ramer	10	6	.600	7
Mike Sudbury	9	3	.333	12
Nick Wittgren	25	7	.280	26
Team	100	36	.360	130

GROUND BALL DOUBLE PLAYS INDUCED

— 2011 —

PITCHER	GDPs	INNINGS	GDPs	INNINGS
Lance Breedlove	4	45	4	45
Tyler Calder	0	2/3	0	10 1/3
Angelo Cianfrocco	0	6 1/3	0	6 1/3
Sean Collins	2	18 2/3	7	61 1/3
Pat Gannon	3	19 1/3	6	41
Matt Gibbs	0	5 1/3	0	5 1/3
Calvin Gunter	3	44	7	80 2/3
Joe Haase	4	76	11	126 1/3
Blake Mascarello	5	39	11	91 1/3
Matt Morgan	2	64	13	236 2/3
Cameron Perkins	0	2	0	2
Robert Ramer	3	40 1/3	5	61 2/3
Brad Schreiber	1	47 1/3	4	71 2/3
Mike Sudbury	4	21 1/3	4	24 1/3
Nick Wittgren	2	48 2/3	2	48 2/3

— PURDUE CAREER —




Opening in 2012

The New Northwest Baseball Facility

Construction to Begin Spring of 2011

Stadium to be located near the intersection of McCormick & Cherry on the northwest side of campus

The 2011 season will be Purdue's last at Lambert Field. The new northwest baseball facility is set to open for the 2012 home opener. The \$21 million baseball stadium, to be financed with athletics department funds, could eventually seat up to 2,500 spectators in the first phase of improvements to the Northwest Athletics Complex that includes the adjacent soccer facility. The intercollegiate baseball stadium will replace the existing 1,100-seat Lambert Field, which has been the team's home since 1965. Purdue will close out the season with an eight-game homestand from May 11-21, highlighted by Big Ten Conference series against Illinois and Iowa. The Boilermakers are expected to open their 2012 home schedule at Lambert and play their first game at their new ballpark in late March or early April.



2011 PURDUE BIG TEN TOURNEY ROSTER

<u>No.</u>	<u>Name</u>	<u>Pos</u>	<u>B-T</u>	<u>Ht</u>	<u>Wt</u>	<u>Yr</u>	<u>Hometown (High School/Previous College)</u>
PITCHERS							
1	Joe Haase	RHP	R-R	5-11	175	Jr	Knightstown, Ind. (Knightstown)
7	Pat Gannon	LHP	R-L	6-0	175	So	Evergreen Park, Ill (Brother Rice)
8	Angelo Cianfrocco	LHP/DH	L-L	6-2	180	So	San Diego, Calif. (Westview)
18	Matt Morgan	RHP	R-R	5-11	170	Sr	Fishers, Ind. (Hamilton Southeastern)
27	Matt Gibbs	RHP	R-R	6-4	200	Fr	Columbus, Ohio (Upper Arlington)
28	Nick Wittgren	RHP	R-R	6-3	185	So	Lafayette, Ind. (McCutcheon/Parkland CC)
35	Calvin Gunter	LHP	L-L	6-0	175	Jr	Noblesville, Ind. (Noblesville/Toledo)
37	Sean Collins	RHP	R-R	6-5	215	Jr	Pendleton, Ind. (Pendleton Heights)
39	Mike Sudbury	LHP	L-L	6-7	200	Jr	Munster, Ind. (Munster/Ohio Dominican)
40	Brad Schreiber	RHP/DH	R-R	6-4	235	So	Menasha, Wis. (Kimberly)
43	Robert Ramer	RHP	R-R	6-4	190	So	Sunnyvale, Calif. (Fremont/UC Riverside)
45	Lance Breedlove	RHP	R-R	6-1	165	Jr	Long Beach, Calif. (Los Alamitos/Long Beach City CC)
CATCHERS							
5	Payton Bieker	C/OF	R-R	5-10	165	Sr	Fort Wayne, Ind. (Snider/Vincennes Univ.)
17	Sean McHugh	C/1B	R-R	5-11	185	Fr	Leawood, Kan. (Blue Valley North)
26	Kevin Plawecki	C/1B	R-R	6-2	200	So	Carmel, Ind. (Westfield)
INFIELDBERS							
2	Eric Charles	2B	R-R	5-10	180	Jr	Zionsville, Ind. (Zionsville)
6	Jake Hansen	SS/2B	R-R	5-8	160	So	Westfield, Ind. (Westfield)
15	David Blount	1B/UTL	R-R	5-11	185	Sr	Miami, Fla. (Palmetto)
22	Cameron Perkins	3B/1B	R-R	6-5	200	So	Indianapolis (Southport)
23	Barrett Serrato	3B/OF	L-R	6-2	185	Jr	West Chicago, Ill. (West Chicago)
29	David Miller	SS	L-R	5-8	175	Jr	St. Louis, Mo. (St. Louis Univ. High/SW Illinois CC)
OUTFIELDERS							
11	Andrew Dixon	OF	L-R	5-9	175	Jr	Lafayette, La. (Lafayette/Hutchinson CC)
36	Stephen Talbott	OF	R-R	6-3	195	So	Freehold, N.J. (Freehold Township)
42	Chris Antonelli	OF	R-R	5-11	185	Jr	Miami, Fla. (Westminster Christian)
44	Tyler Spillner	OF	L-R	6-1	185	Jr	Fort Wayne, Ind. (Northrop)
COACHING STAFF							
4	Doug Schreiber	Head Coach			13th Year		Third Base Coach/Pitching Changes
25	Ryan Sawyers	Assistant Coach			4th Year		Pitching Coach/Mound Visits
24	Jeff Duncan	Assistant Coach			2nd Year		Hitting Coach/First Base Coach
12	Tristan McIntyre	Assistant Coach			1st Year		Bullpen Coach/First Base Coach

Pronunciation Guide

#1 Joe **HAASE**: Hase (like Chase)
 #5 Payton **BIEKER**: Bee-ker
 #8 Angelo **CIANFROCCO**: See-ann-frock-oh
 #15 David **BLOUNT**: Blunt
 #23 Barrett **SERRATO**: Ser-rah-toe
 #26 Kevin **PLAWECKI**: Plah-weck-ee

#28 Nick **WITTGREN**: Witt-gren
 #36 Stephen **TALBOTT**: Tal-bit
 #39 Mike **SUDBURY**: Sud-berry
 #42 Chris **ANTONELLI**: Ann-tuh-nell-ee
 #43 Robert **RAMER**: Ray-mer

– CAREER BIG TEN TOURNAMENT STATS –

– #5 PAYTON BIEKER –

Year	GP -GS	Avg	AB	R	H	2B	3B	HR	RBI	TB	SLG	BB	HBP	OBP	SF	SH	SB
2010	3 -0	.000	2	0	0	0	0	0	0	0	.000	2	0	.500	0	0	0-0

– #15 DAVID BLOUNT –

Year	GP -GS	Avg	AB	R	H	2B	3B	HR	RBI	TB	SLG	BB	HBP	OBP	SF	SH	SB
2010	2 -1	.000	1	0	0	0	0	0	1	0	.000	0	0	.000	0	1	0-0
2009	3 -1	.333	6	0	2	1	0	0	0	3	.500	0	0	.333	0	1	0-0
Career	5 -2	.286	7	0	2	1	0	0	1	3	.429	0	0	.286	0	2	0-0

– #2 ERIC CHARLES –

Year	GP -GS	Avg	AB	R	H	2B	3B	HR	RBI	TB	SLG	BB	HBP	OBP	SF	SH	SB
2010	4 -3	.167	12	1	2	0	0	0	1	2	.167	0	2	.267	1	0	0-1
2009	3 -3	.154	13	0	2	0	0	0	1	2	.154	1	0	.214	0	0	0-2
Career	7 -6	.160	25	1	4	0	0	0	2	4	.160	1	2	.241	1	0	0-3

– #8 ANGELO CIANFROCCO –

Year	GP -GS	Avg	AB	R	H	2B	3B	HR	RBI	TB	SLG	BB	HBP	OBP	SF	SH	SB
2010	4 -2	.125	8	1	1	1	0	0	1	2	.250	1	0	.222	0	0	0-0

– #22 CAMERON PERKINS –

Year	GP -GS	Avg	AB	R	H	2B	3B	HR	RBI	TB	SLG	BB	HBP	OBP	SF	SH	SB
2010	4 -4	.444	18	2	8	1	0	0	3	9	.500	0	0	.421	1	0	0-0

– #26 KEVIN PLawecki –

Year	GP -GS	Avg	AB	R	H	2B	3B	HR	RBI	TB	SLG	BB	HBP	OBP	SF	SH	SB
2010	4 -4	.438	16	3	7	1	0	0	9	8	.500	0	0	.412	1	0	1-1

– #23 BARRETT SERRATO –

Year	GP -GS	Avg	AB	R	H	2B	3B	HR	RBI	TB	SLG	BB	HBP	OBP	SF	SH	SB
2010	4 -3	.200	10	1	2	0	0	0	1	2	.200	2	1	.385	0	0	0-0
2009	3 -2	.222	9	2	2	1	0	0	2	3	.333	1	0	.300	0	0	0-0
Career	7 -5	.211	19	3	4	1	0	0	3	5	.263	3	1	.348	0	0	0-0

– #44 TYLER SPILLNER –

Year	GP -GS	Avg	AB	R	H	2B	3B	HR	RBI	TB	SLG	BB	HBP	OBP	SF	SH	SB
2010	4 -4	.400	20	5	8	1	0	0	1	9	.450	1	0	.429	0	0	1-1
2009	3 -0	.000	2	1	0	0	0	0	0	0	.000	1	0	.333	0	0	0-0
Career	7 -4	.364	22	6	8	1	0	0	1	9	.409	2	0	.417	0	0	1-1

– #37 SEAN COLLINS –

Year	ERA	W -L	APP	GS	CG	SHO	SV	IP	H	R	ER	BB	SO	B/AVG
2010														
2009	13.50	0 -0	1	0	0	0/0	0	2	5	3	3	0	0	.500

– #1 JOE HAASE –

Year	ERA	W -L	APP	GS	CG	SHO	SV	IP	H	R	ER	BB	SO	B/AVG
2010	0.00	0 -0	2	0	0	0/0	0	6	4	2	0	0	0	.190
2009	81.00	0 -0	1	0	0	0/0	0	1/3	3	3	3	0	0	.750
Career	4.29	0 -0	3	0	0	0/0	0	6 1/3	7	5	3	0	0	—

– #18 MATT MORGAN –

Year	ERA	W -L	APP	GS	CG	SHO	SV	IP	H	R	ER	BB	SO	B/AVG
2010	4.50	0 -0	1	1	0	0/0	0	4+	5	3	2	0	3	.294
2009	11.57	0 -1	1	1	0	0/0	0	4 2/3	8	6	6	4	4	.381
2008	0.00	0 -0	1	0	0	0/0	0	0+	1	0	0	0	0	1.000
Career	8.30	0 -1	3	2	0	0/0	0	8 2/3	14	9	8	4	4	—

– #35 CALVIN GUNTER –

Year	ERA	W -L	APP	GS	CG	SHO	SV	IP	H	R	ER	BB	SO	B/AVG
2010	54.00	0 -1	1	0	0	0/0	0	1/3	1	2	2	1	0	.500

– #40 BRAD SCHREIBER –

Year	ERA	W -L	APP	GS	CG	SHO	SV	IP	H	R	ER	BB	SO	B/AVG
2010	3.38	0 -0	2	0	0	0/0	1	2 2/3	4	1	1	1	1	.364



2011 Purdue Baseball
Overall Statistics for Purdue (as of May 15, 2011)
(Illinois Series Sorted by Batting avg)



– ILLINOIS SERIES –

Record: 1-2 Home: 1-2 Away: 0-0 Big Ten: 1-2

Player	avg	gp-gs	ab	r	h	2b	3b	hr	rbi	tb	slg%	bb	hp	so	gdp	ob%	sf	sh	sb-att	po	a	e	fld%
23 SERRATO, Barrett	.364	3-3	11	1	4	1	0	0	0	5	.455	1	0	2	0	.417	0	0	0-1	3	1	0	1.000
2 CHARLES, Eric	.333	3-3	12	3	4	1	1	0	1	7	.583	0	0	0	0	.308	1	0	0-0	1	8	2	.818
29 MILLER, David	.333	3-3	9	0	3	0	0	0	0	3	.333	1	1	0	0	.455	0	0	0-1	1	6	1	.875
22 PERKINS, Cameron	.300	3-3	10	1	3	2	1	0	2	7	.700	0	2	3	0	.417	0	0	0-0	7	2	1	.900
36 TALBOTT, Stephen	.273	3-3	11	2	3	1	0	1	2	7	.636	0	0	0	0	.273	0	0	0-0	7	1	0	1.000
26 PLawecki, Kevin	.273	3-3	11	3	3	1	0	2	6	10	.909	0	0	1	1	.250	1	0	0-0	23	3	0	1.000
44 SPILLNER, Tyler	.250	3-3	12	2	3	0	0	0	0	3	.250	0	0	0	0	.250	0	1	1-1	13	0	0	1.000
8 CIANFROCCO, Angelo	.000	2-2	8	0	0	0	0	0	0	0	.000	0	0	2	0	.000	0	0	0-0	7	0	0	1.000

15 BLOUNT, David	.333	1-1	3	0	1	0	0	0	0	1	.333	0	0	0	0	.333	0	0	0-0	11	0	0	1.000
42 ANTONELLI, Chris	.250	1-1	4	0	1	0	0	0	1	1	.250	0	0	1	0	.250	0	0	0-0	0	0	0	.000
5 BIEKER, Payton	.200	2-2	5	0	1	0	0	0	0	1	.200	0	0	2	0	.200	0	0	0-0	5	0	0	1.000
11 DIXON, Andrew	.000	3-0	3	0	0	0	0	0	0	0	.000	0	0	0	0	.000	0	0	0-0	1	0	0	1.000
Totals	.263	3	99	12	26	6	2	3	12	45	.455	2	3	11	1	.292	2	1	1-3	81	27	4	.964
Opponents	.257	3	109	15	28	5	3	0	11	39	.358	7	2	24	0	.308	2	0	6-6	78	26	2	.981

LOB - Team (17), Opp (24). DPs turned - Team (1), Opp (1).

(Illinois Series Sorted by Earned run avg)

Player	era	w-l	app	gs	cg	sho	sv	ip	h	r	er	bb	so	2b	3b	hr	b/avg	wp	hp	bk	sfa	sha
28 WITTGREN, Nick	0.00	0-1	2	0	0	0/0	1	3.1	3	2	0	1	3	0	0	0	.214	0	0	0	0	0
18 MORGAN, Matt	1.50	1-0	1	1	0	0/0	0	6.0	7	1	1	3	5	2	0	0	.292	1	0	0	0	0
43 RAMER, Robert	3.00	0-0	1	0	0	0/0	0	3.0	2	1	1	0	3	0	1	0	.182	0	0	0	0	0
1 HAASE, Joe	6.00	0-0	1	1	0	0/0	0	6.0	6	5	4	1	6	0	2	0	.240	1	1	0	0	0
35 GUNTER, Calvin	7.20	0-1	1	1	0	0/0	0	5.0	8	6	4	1	4	2	0	0	.348	2	1	0	1	0

45 BREEDLOVE, Lance	0.00	0-0	1	0	0	0/0	0	2.2	2	0	0	1	2	1	0	0	.200	0	0	0	0	0
8 CIANFROCCO, Angelo	0.00	0-0	1	0	0	0/0	0	1.0	0	0	0	0	1	0	0	0	.000	0	0	0	1	0
Totals	3.33	1-2	3	3	0	0/0	1	27.0	28	15	10	7	24	5	3	0	.257	4	2	0	2	0
Opponents	3.81	2-1	3	3	0	0/0	1	26.0	26	12	11	2	11	6	2	3	.263	1	3	0	2	1

SBA/ATT - PLawecki (4-4), BIEKER (2-2), HAASE (2-2), GUNTER (1-1), RAMER (1-1), WITTGREN (1-1), MORGAN (1-1).

2011 INNING-BY-INNING SCORING SUMMARY: ILLINOIS SERIES

	<u>1</u>	<u>2</u>	<u>3</u>	<u>4</u>	<u>5</u>	<u>6</u>	<u>7</u>	<u>8</u>	<u>9</u>	<u>EX</u>	<u>Total</u>
PURDUE	0	3	1	1	4	2	1	0	0	-	12
ILLINOIS	4	3	0	1	2	2	0	0	3	-	15
DIFFERENCE	-4	E	+1	E	+2	E	+1	-	-3	-	-3



2011 Purdue Baseball
Overall Statistics for Purdue (as of Apr 10, 2011)
(Michigan Series Sorted by Batting avg)



- MICHIGAN STATE SERIES -

Record: 2-1 Home: 2-1 Away: 0-0 Big Ten: 2-1

Player	avg	gp-gs	ab	r	h	2b	3b	hr	rbi	tb	slg%	bb	hp	so	gdp	ob%	sf	sh	sb-att	po	a	e	fld%
22 PERKINS, Cameron	.636	3-3	11	1	7	2	1	0	5	11	1.000	1	2	1	0	.714	0	0	2-2	0	5	1	.833
44 SPILLNER, Tyler	.385	3-3	13	2	5	0	0	0	3	5	.385	1	1	3	0	.467	0	0	0-0	6	0	0	1.000
23 SERRATO, Barrett	.364	3-3	11	2	4	0	0	1	2	7	.636	1	0	1	0	.385	1	0	0-0	7	1	0	1.000
2 CHARLES, Eric	.364	3-3	11	4	4	1	0	0	0	5	.455	3	0	0	1	.500	0	0	1-1	5	7	2	.857
29 MILLER, David	.250	3-3	8	2	2	0	0	0	1	2	.250	3	1	2	0	.500	0	1	3-3	4	12	3	.842
36 TALBOTT, Stephen	.200	3-3	10	2	2	0	0	0	2	2	.200	1	0	0	0	.273	0	2	1-1	4	0	0	1.000
8 CIANFROCCO, Angelo	.125	2-2	8	1	1	1	0	0	0	2	.250	1	0	1	0	.222	0	0	0-0	0	0	0	.000
26 PLawecki, Kevin	.111	3-3	9	1	1	0	0	0	2	1	.111	2	1	2	1	.286	2	0	0-0	31	3	0	1.000
21 BRIDGES, Ryan	.000	3-3	6	0	0	0	0	0	1	0	.000	1	0	2	0	.125	1	1	0-0	17	0	0	1.000

11 DIXON, Andrew	.500	3-0	2	1	1	0	0	0	0	1	.500	0	0	0	0	.500	0	0	0-0	0	0	0	.000
17 McHUGH, Sean	.000	2-1	5	1	0	0	0	0	0	0	.000	1	0	2	1	.167	0	0	0-0	10	0	0	1.000
5 BIEKER, Payton	.000	1-0	0	0	0	0	0	0	0	0	.000	0	0	0	0	.000	0	0	0-0	0	0	0	.000
Totals	.287	3	94	17	27	4	1	1	16	36	.383	15	5	14	3	.398	4	4	7-7	84	31	6	.950
Opponents	.213	3	108	8	23	4	1	1	7	32	.296	7	3	32	0	.277	1	2	7-7	78	28	2	.981

LOB - Team (27), Opp (29). DPs turned - Team (0), Opp (4).

(Michigan Series Sorted by Earned run avg)

Player	era	w-l	app	gs	cg	sho	sv	ip	h	r	er	bb	so	2b	3b	hr	b/avg	wp	hp	bk	sfa	sha
18 MORGAN, Matt	0.00	1-0	1	1	0	0/1	0	6.0	4	0	0	2	8	0	1	0	.174	0	1	0	0	0
28 WITTGREN, Nick	0.00	0-0	2	0	0	0/1	2	3.1	1	0	0	0	6	0	0	0	.083	0	0	0	0	0
1 HAASE, Joe	1.29	0-0	1	1	0	0/0	0	7.0	6	1	1	3	7	0	0	0	.222	0	0	0	0	0
40 SCHREIBER, Brad	3.00	0-0	1	1	0	0/0	0	6.0	6	2	2	2	7	2	0	0	.300	1	2	0	1	2

13 MASCARELLO, Blake	0.00	1-0	1	0	0	0/0	0	2.2	1	0	0	0	2	0	0	0	.100	0	0	0	0	0
45 BREEDLOVE, Lance	0.00	0-0	1	0	0	0/0	0	0.2	2	4	0	0	2	1	0	0	.333	0	0	0	0	0
7 GANNON, Pat	0.00	0-0	1	0	0	0/0	0	0.2	2	0	0	0	0	1	0	0	.500	0	0	0	0	0
37 COLLINS, Sean	5.40	0-1	1	0	0	0/0	0	1.2	1	1	1	0	0	0	0	1	.167	0	0	0	0	0
Totals	1.29	2-1	3	3	0	1/1	2	28.0	23	8	4	7	32	4	1	1	.213	1	3	0	1	2
Opponents	5.54	1-2	3	3	0	0/0	0	26.0	27	17	16	15	14	4	1	1	.287	3	5	1	4	4

SBA/ATT - PLawecki (7-7), MORGAN (3-3), HAASE (2-2), MASCARELLO (1-1), SCHREIBER (1-1).

2011 INNING-BY-INNING SCORING SUMMARY: MSU SERIES

	<u>1</u>	<u>2</u>	<u>3</u>	<u>4</u>	<u>5</u>	<u>6</u>	<u>7</u>	<u>8</u>	<u>9</u>	<u>EX</u>	<u>Total</u>
PURDUE	0	0	2	4	0	1	3	2	0	-	12
MICHIGAN ST.	3	0	2	0	8	5	1	3	0	-	22
DIFFERENCE	-1	-	E	+4	-8	-4	+2	-1	-	-	-10



2011 Purdue Baseball
Overall Statistics for Purdue (as of Apr 02, 2011)
(Minnesota Series Sorted by Batting avg)



– MINNESOTA SERIES –

Record: 1-2 Home: 0-0 Away: 1-2 Big Ten: 1-2

Player	avg	gp-gs	ab	r	h	2b	3b	hr	rbi	tb	slg%	bb	hp	so	gdp	ob%	sf	sh	sb-att	po	a	e	fld%
36 TALBOTT, Stephen	.545	3-3	11	3	6	2	0	0	3	8	.727	1	1	1	0	.615	0	1	0-0	7	0	0	1.000
22 PERKINS, Cameron	.500	3-3	12	2	6	0	0	2	5	12	1.000	0	0	0	0	.500	0	1	0-1	2	6	0	1.000
23 SERRATO, Barrett	.462	3-3	13	3	6	1	0	0	1	7	.538	0	0	1	0	.462	0	0	2-2	0	0	0	.000
5 BIEKER, Payton	.222	3-3	9	0	2	0	0	0	0	2	.222	2	0	0	0	.364	0	0	0-1	5	0	0	1.000
2 CHARLES, Eric	.214	3-3	14	2	3	1	1	0	0	6	.429	0	0	1	0	.214	0	0	0-0	6	8	0	1.000
26 PLawecki, Kevin	.167	3-3	12	2	2	0	0	0	0	2	.167	1	0	1	2	.231	0	0	0-0	16	2	2	.900
44 SPILLNER, Tyler	.091	3-3	11	0	1	0	0	0	1	1	.091	1	1	2	0	.231	0	1	0-1	8	0	0	1.000
29 MILLER, David	.000	3-3	8	0	0	0	0	0	0	0	.000	5	0	2	0	.385	0	0	0-0	1	8	1	.900

21 BRIDGES, Ryan	.600	2-2	5	1	3	2	0	0	2	5	1.000	1	0	1	0	.667	0	0	0-1	11	1	0	1.000
17 McHUGH, Sean	.333	2-1	3	0	1	0	0	0	0	1	.333	2	0	1	0	.600	0	0	0-0	15	1	0	1.000
11 DIXON, Andrew	.000	2-0	2	0	0	0	0	0	1	0	.000	0	0	0	0	.000	0	1	0-0	3	0	0	1.000
6 HANSEN, Jake	.000	1-0	1	0	0	0	0	0	0	0	.000	0	0	0	0	.000	0	0	0-0	0	1	0	1.000
Totals	.297	3	101	13	30	6	1	2	13	44	.436	13	2	10	2	.388	0	4	2-6	75	31	4	.964
Opponents	.281	3	96	13	27	5	2	0	11	36	.375	8	3	16	2	.345	3	1	1-2	81	42	0	1.000

LOB - Team (26), Opp (24). DPs turned - Team (3), Opp (2). CI - Team (1), PLawecki 1. Picked off - BRIDGES 1, BIEKER 1, PERKINS 1.

(Minnesota Series Sorted by Earned run avg)

Player	era	w-l	app	gs	cg	sho	sv	ip	h	r	er	bb	so	2b	3b	hr	b/avg	wp	hp	bk	sfa	sha
1 HAASE, Joe	0.00	1-0	1	1	1	1/0	0	9.0	7	0	0	2	7	0	0	0	.212	0	2	0	0	0
28 WITTGREN, Nick	2.25	0-0	1	0	0	0/0	0	4.0	3	1	1	1	2	0	1	0	.214	0	0	0	1	0
45 BREEDLOVE, Lance	2.45	0-1	2	1	0	0/0	0	3.2	5	2	1	1	1	1	0	0	.313	2	0	0	1	0
13 MASCARELLO, Blake	2.70	0-0	2	0	0	0/0	0	3.1	4	2	1	1	2	1	0	0	.333	0	0	0	0	0
18 MORGAN, Matt	12.46	0-1	1	1	0	0/0	0	4.1	5	6	6	3	3	1	0	0	.313	0	1	0	1	1

43 RAMER, Robert	27.00	0-0	1	0	0	0/0	0	0.2	3	2	2	0	1	2	1	0	.600	0	0	0	0	0
Totals	3.96	1-2	3	3	1	1/0	0	25.0	27	13	11	8	16	5	2	0	.281	2	3	0	3	1
Opponents	4.33	2-1	3	3	0	0/0	1	27.0	30	13	13	13	10	6	1	2	.297	1	2	0	0	4

PB - Team (0), Opp (2). Pickoffs - Team (0), Opp (3). SBA/ATT - PLawecki (1-2), WITTGREN (0-1), BREEDLOVE (1-1).

2011 INNING-BY-INNING SCORING SUMMARY: MINNESOTA SERIES

	<u>1</u>	<u>2</u>	<u>3</u>	<u>4</u>	<u>5</u>	<u>6</u>	<u>7</u>	<u>8</u>	<u>9</u>	<u>EX</u>	<u>Total</u>
PURDUE	1	0	3	0	2	3	2	2	0	-	13
MINNESOTA	3	1	0	0	7	0	0	2	0	-	13
DIFFERENCE	-2	-1	+3	-	-5	+3	+2	E	-	-	E



2011 Purdue Baseball
Overall Statistics for Purdue (as of Apr 17, 2011)
(Penn State Series Sorted by Batting avg)



– PENN STATE SERIES –

Record: 2-1 Home: 0-0 Away: 2-1 Big Ten: 2-1

Player	avg	gp-gs	ab	r	h	2b	3b	hr	rbi	tb	slg%	bb	hp	so	gdp	ob%	sf	sh	sb-att	po	a	e	fld%
26 PLawecki, Kevin	.462	3-3	13	5	6	2	0	0	4	8	.615	1	0	1	0	.500	0	0	1-1	22	6	0	1.000
29 MILLER, David	.444	3-3	9	2	4	1	0	0	4	5	.556	5	0	2	0	.643	0	0	1-1	7	7	0	1.000
2 CHARLES, Eric	.364	3-3	11	2	4	1	0	0	0	5	.455	4	0	2	1	.533	0	1	0-0	11	6	0	1.000
22 PERKINS, Cameron	.333	3-3	15	3	5	3	0	0	3	8	.533	0	0	0	1	.313	1	0	0-0	1	7	1	.889
36 TALBOTT, Stephen	.333	3-3	12	5	4	0	1	0	1	6	.500	0	2	0	1	.429	0	0	0-0	3	0	1	.750
23 SERRATO, Barrett	.333	3-3	12	4	4	0	1	1	5	9	.750	2	0	1	0	.429	0	0	1-1	5	0	0	1.000
8 CIANFROCCO, Angelo	.286	2-2	7	0	2	0	0	0	1	2	.286	1	0	3	0	.375	0	0	0-0	0	0	0	.000
44 SPILLNER, Tyler	.200	3-3	15	2	3	1	0	0	1	4	.267	1	0	0	0	.250	0	0	0-1	4	0	0	1.000
<hr/>																							
15 BLOUNT, David	.200	3-2	5	0	1	0	0	0	2	1	.200	0	0	1	1	.200	0	2	0-0	11	0	0	1.000
5 BIEKER, Payton	.000	2-1	5	0	0	0	0	0	0	0	.000	0	1	0	0	.167	0	1	0-0	7	1	1	.889
11 DIXON, Andrew	.000	2-0	3	0	0	0	0	0	1	0	.000	0	0	0	0	.000	0	0	0-0	0	0	0	.000
17 McHUGH, Sean	.000	1-1	2	0	0	0	0	0	0	0	.000	1	0	0	0	.333	0	0	0-0	5	0	0	1.000
Totals	.303	3	109	23	33	8	2	1	22	48	.440	15	3	10	4	.398	1	4	3-4	78	29	3	.973
Opponents	.232	3	95	11	22	3	1	1	8	30	.316	16	3	23	2	.360	0	2	2-3	81	35	6	.951

LOB - Team (28), Opp (27). DPs turned - Team (3), Opp (5).

(Penn State Series Sorted by Earned run avg)

Player	era	w-l	app	gs	cg	sho	sv	ip	h	r	er	bb	so	2b	3b	hr	b/avg	wp	hp	bk	sfa	sha
1 HAASE, Joe	1.69	1-0	1	1	0	0/0	0	5.1	3	3	1	5	3	1	0	0	.158	1	0	0	0	0
13 MASCARELLO, Blake	2.70	0-1	2	0	0	0/0	0	3.1	4	1	1	1	4	0	0	0	.333	0	0	0	0	1
18 MORGAN, Matt	3.00	1-0	1	1	0	0/0	0	6.0	4	2	2	2	2	1	0	0	.211	1	2	0	0	1
40 SCHREIBER, Brad	5.06	0-0	1	1	0	0/0	0	5.1	2	3	3	5	5	0	0	1	.118	0	1	1	0	0
<hr/>																						
28 WITTGREN, Nick	0.00	0-0	1	0	0	0/0	1	2.1	2	1	0	0	4	0	0	0	.200	0	0	0	0	0
7 GANNON, Pat	0.00	0-0	1	0	0	0/0	0	1.0	1	0	0	1	0	0	0	0	.250	0	0	0	0	0
37 COLLINS, Sean	0.00	0-0	1	0	0	0/0	0	0.2	1	0	0	0	1	0	0	0	.333	0	0	0	0	0
43 RAMER, Robert	0.00	0-0	1	0	0	0/0	0	0.0	1	0	0	1	0	0	0	0	1.000	0	0	0	0	0
45 BREEDLOVE, Lance	4.50	0-0	2	0	0	0/0	0	2.0	4	1	1	1	4	1	1	0	.400	0	0	0	0	0
Totals	2.77	2-1	3	3	0	0/0	1	26.0	22	11	8	16	23	3	1	1	.232	2	3	1	0	2
Opponents	7.00	1-2	3	3	0	0/0	0	27.0	33	23	21	15	10	8	2	1	.303	3	3	0	1	4

PB - Team (1), PLawecki 1, Opp (1). Pickoffs - Team (1), MORGAN 1. SBA/ATT - BIEKER (2-2), HAASE (2-2), SCHREIBER (0-1), PLawecki (0-1).

2011 INNING-BY-INNING SCORING SUMMARY: PENN ST. SERIES

	1	2	3	4	5	6	7	8	9	EX	Total
PURDUE	1	3	6	2	0	5	4	0	2	-	23
PENN STATE	3	0	0	0	2	3	1	0	2	-	11
DIFFERENCE	-2	+3	+6	+2	-2	+2	+3	-	E	-	+12

[Contact Us](#)

Purdue (32-18)
Baseball National Ranking Summary
Thru Games

[Back to team selections](#)
[Big Ten - All Teams](#)

Category	Rank	Actual	National Leader	Actual
Batting Average (292 ranked)	14	0.315	New Mexico St.	0.334
Scoring (292 ranked)	14	7.4	James Madison	9.4
Runs (292 ranked)	14	370.0	James Madison	481.0
Hits (292 ranked)	13	559.0	Temple	613.0
Doubles Per Game (292 ranked)	23	2.2	Stony Brook	2.77
Doubles (292 ranked)	25	110.0	Stony Brook	130.0
Triples Per Game (292 ranked)	50	0.34	Grambling	0.78
Triples (292 ranked)	42	17.0	Grambling	36.0
Home Runs Per Game (292 ranked)	112	0.56	East Tenn. St.	1.59
Home Runs (292 ranked)	103	28.0	East Tenn. St.	81.0
Slugging Percentage (292 ranked)	43	0.443	James Madison	0.539
Stolen Bases Per Game (292 ranked)	62	1.5	Savannah St.	3.08
Stolen Bases (292 ranked)	57	75.0	Savannah St.	160.0
Base on Balls (292 ranked)	75	205.0	Florida St.	319.0
Sacrifice Bunts (292 ranked)	101	40.0	UNC Greensboro	80.0
Hit by Pitch (292 ranked)	5	92.0	Campbell	130.0
Sacrifice Flies (292 ranked)	5	36.0	Southern U.	50.0
Earned Run Average (292 ranked)	139	4.54	Texas	2.17
Strikeouts Per Nine Innings (292 ranked)	77	7.4	UCLA	10.0
Hits Allowed Per Nine Innings (292 ranked)	222	10.63	Texas	6.19
Walks Allowed Per Nine Innings (292 ranked)	24	2.73	Florida	1.8
Fielding Percentage (292 ranked)	133	0.966	San Francisco	0.985
Double Plays Per Game (292 ranked)	173	0.74	Southern Miss.	1.46
Double Plays (292 ranked)	166	37.0	Southern Miss.	73.0
WL Pct (292 ranked)	51	0.64	Virginia	0.882

Category	Player	Rank	Actual	National Leader	Actual
Batting Average (500 ranked)	Cameron Perkins	143	0.361	Chad Zurcher, Memphis	0.454
	Kevin Plawecki	149	0.36		
	Eric Charles	307	0.343		
Runs Per Game (167 ranked)	Stephen Talbott	66	1.02	Jake Lowery, JMU	1.37
	Eric Charles	123	0.94		
Runs (500 ranked)	Stephen Talbott	50	51.0	Jake Lowery, JMU Tyler Robbins, Dallas Baptist	70.0 70.0
	Eric Charles	104	47.0		
	Barrett Serrato	168	44.0		
	Kevin Plawecki	236	42.0		
	Tyler Spillner	312	40.0		
	Cameron Perkins	348	39.0		
Hits (500 ranked)	Cameron Perkins	49	75.0	Jason Krizan, Dallas Baptist	92.0
	Eric Charles	118	70.0		
	Kevin Plawecki	175	67.0		
	Tyler Spillner	264	64.0		
	Barrett Serrato	369	61.0		
Doubles Per Game (361 ranked)	Eric Charles	184	0.32	Jason Krizan, Dallas Baptist	0.71
	Tyler Spillner	262	0.3		
	Cameron Perkins	321	0.29		
Doubles (500 ranked)	Eric Charles	125	16.0	Jason Krizan, Dallas Baptist	37.0
	Tyler Spillner	194	15.0		

2011 Purdue Baseball
Team Game-by-Game for Purdue (as of May 23, 2011)
Batting (All games)

Date	Opponent	ab	r	h	rbi	2b	3b	hr	bb	ibb	sb	cs	hbp	sac	sf	gdp	k	po	a	e	avg
Feb 18	vs Connecticut	34	10	12	10	1	1	0	6	0	4	1	5	3	1	0	8	27	10	1	.353
Feb 19	vs Notre Dame	32	2	8	2	2	1	0	3	0	1	0	2	1	0	2	6	27	15	2	.303
Feb 20	vs Pittsburgh	37	5	13	4	3	0	0	0	0	1	1	1	0	0	1	6	27	10	2	.320
Feb 26	at Morehead State	40	11	17	11	5	0	0	4	0	3	1	1	0	0	1	4	27	8	5	.350
Feb 26	at Morehead State	44	9	14	9	2	1	2	3	1	4	1	1	1	0	2	11	32	17	1	.342
Feb 27	at Morehead State	47	18	20	12	8	0	1	6	0	1	0	5	0	0	2	4	27	10	1	.359
Feb 27	at Morehead State	38	17	19	13	4	2	1	5	0	1	1	2	0	1	0	3	21	5	1	.379
Mar 04	at Lipscomb	31	1	6	1	1	0	0	1	0	0	0	1	2	0	0	8	27	10	0	.360
Mar 06	at Lipscomb	38	10	11	5	2	0	1	6	0	2	1	1	0	0	0	7	27	17	1	.352
Mar 06	at Lipscomb	39	10	12	8	3	0	0	7	0	3	0	2	1	1	0	10	27	9	0	.347
Mar 08	at Louisville	31	6	7	4	1	0	0	5	0	2	0	3	3	1	0	4	27	12	2	.338
Mar 11	at Tennessee-Martin	35	4	10	4	3	0	0	2	0	3	1	4	0	0	2	9	27	13	0	.334
Mar 12	at Tennessee-Martin	38	8	16	8	5	1	0	3	0	0	2	0	0	2	0	3	27	8	1	.341
Mar 13	at Tennessee-Martin	39	9	12	7	2	0	3	2	0	2	1	2	1	0	0	5	25	13	2	.338
Mar 15	at Vanderbilt	26	0	2	0	0	0	0	5	0	0	1	3	0	0	1	6	24	12	1	.326
Mar 16	at Belmont	38	6	15	6	2	0	2	0	0	1	0	1	0	1	1	2	24	8	3	.330
Mar 18	at Tennessee Tech	35	13	11	13	1	1	3	5	0	2	0	3	0	2	1	5	27	10	2	.330
Mar 19	at Tennessee Tech	30	3	5	3	0	0	1	3	0	2	0	2	1	1	1	9	24	7	2	.322
Mar 20	at Tennessee Tech	40	12	19	12	2	1	0	7	1	1	1	5	1	2	2	6	27	10	0	.331
Mar 22	ILLINOIS STATE	34	4	6	4	0	0	0	2	0	2	0	5	0	0	0	3	27	6	1	.324
Mar 23	WABASH	36	9	14	9	6	2	1	4	0	0	0	1	0	1	0	11	27	11	0	.327
Mar 25	at Bradley	31	4	7	4	1	0	0	3	0	2	0	1	2	2	0	5	24	9	5	.323
Mar 27	BRADLEY	40	12	16	11	5	0	0	7	0	0	0	1	0	1	0	0	27	11	0	.327
Mar 29	IPFW	32	8	11	8	1	0	0	5	1	2	1	2	1	2	1	1	27	14	0	.327
*Apr 01	at Minnesota	38	5	14	5	3	0	1	4	0	1	1	1	1	0	1	4	24	8	2	.329
*Apr 02	at Minnesota	32	7	10	7	2	1	1	4	0	0	3	0	2	0	0	1	27	14	0	.328
*Apr 02	at Minnesota	31	1	6	1	1	0	0	5	0	1	0	1	1	0	1	5	24	9	2	.324
Apr 06	at Butler	35	10	8	9	2	0	0	7	0	3	0	1	1	0	0	5	27	8	4	.321
*Apr 08	MICHIGAN	30	8	8	8	2	1	1	7	0	3	0	1	0	2	0	5	27	6	2	.319
*Apr 09	MICHIGAN	27	4	7	4	1	0	0	3	0	2	0	2	2	2	0	4	27	10	1	.318
*Apr 10	MICHIGAN	37	5	12	4	1	0	0	5	0	2	0	2	2	0	3	5	30	15	3	.318
Apr 12	at Ball State	35	8	11	8	0	1	0	6	0	0	0	2	0	0	2	2	27	16	2	.318
Apr 13	vs IPFW	36	8	11	8	1	0	0	3	0	1	2	1	0	0	0	6	27	16	1	.317
*Apr 15	at Penn State	35	5	12	5	1	0	1	1	0	0	0	0	3	0	2	3	27	7	1	.318
*Apr 17	at Penn State	27	3	4	3	0	0	0	10	0	1	1	1	0	1	1	3	24	12	0	.314
*Apr 17	at Penn State	47	15	17	14	7	2	0	4	0	2	0	2	1	0	1	4	27	10	2	.316
Apr 20	at Illinois-Chicago	42	17	16	15	5	0	0	6	0	0	0	1	1	1	2	4	27	6	1	.318
*Apr 23	at Northwestern	38	9	12	6	2	0	1	7	0	3	0	3	1	1	0	8	27	9	0	.318
*Apr 23	at Northwestern	32	1	7	1	2	0	0	4	0	1	0	3	1	0	2	10	24	11	1	.316
*Apr 24	at Northwestern	39	10	11	9	2	0	0	2	0	3	0	0	1	2	0	6	27	8	1	.315
*Apr 29	INDIANA	45	5	12	4	2	0	0	7	1	7	0	2	0	0	1	10	36	17	0	.313
*Apr 30	INDIANA	32	6	13	6	1	0	0	3	0	1	2	1	1	1	0	4	27	12	1	.315
*May 01	INDIANA	37	14	15	14	3	0	3	3	0	0	0	1	1	1	1	4	27	8	0	.318
*May 06	at Michigan State	32	4	10	4	1	0	1	5	0	0	2	4	2	1	0	6	24	8	1	.317
*May 07	at Michigan State	33	3	8	3	1	0	0	3	0	0	0	2	0	1	0	5	24	11	3	.316
*May 08	at Michigan State	36	5	11	4	3	0	0	3	0	1	0	1	1	1	2	2	24	10	0	.316
May 11	BALL STATE	37	14	15	13	1	0	1	7	0	3	0	3	0	2	0	2	27	13	1	.318
*May 13	ILLINOIS	30	3	8	3	4	0	1	1	0	1	1	0	1	1	0	3	27	9	0	.317
*May 14	ILLINOIS	34	4	8	4	0	2	1	0	0	0	0	1	0	1	0	3	27	10	2	.315
*May 15	ILLINOIS	35	5	10	5	2	0	1	1	0	0	1	2	0	0	1	5	27	8	2	.315
May 17	ILLINOIS-CHICAGO	29	12	11	10	2	0	0	7	0	1	0	3	0	5	1	5	27	13	0	.316
*May 19	IOWA	32	6	8	5	2	1	0	1	0	0	0	3	0	1	1	4	27	9	0	.314
*May 20	IOWA	31	6	7	5	1	0	0	2	0	2	0	4	0	0	1	3	27	6	3	.313
*May 21	IOWA	26	5	6	5	2	0	0	7	0	0	0	1	2	0	1	2	27	14	2	.312
Totals		1895	399	591	360	117	18	28	222	4	78	26	103	42	42	41	269	1434	568	71	.312

2011 Purdue Baseball
Team Game-by-Game for Purdue (as of May 23, 2011)
Pitching (All games)

Date	Opponent	ip	h	r	er	bb	so	2b	3b	hr	wp	bk	hbp	dp	ibb	score	w-l	sv	era
Feb 18	vs Connecticut	9.0	6	2	1	4	7	2	2	0	1	0	2	0	0	10-2	1-0	0	1.00
Feb 19	vs Notre Dame	9.0	25	19	.15	1	6	3	1	0	1	0	0	1	0	2-19	1-1	0	8.00
Feb 20	vs Pittsburgh	9.0	9	3	2	2	10	1	0	0	0	0	0	0	0	5-3	2-1	1	6.00
Feb 26	at Morehead State	9.0	9	8	2	7	11	1	0	1	2	0	0	1	0	11-8	3-1	2	5.00
Feb 26	at Morehead State	10.2	13	10	6	6	10	6	0	1	1	0	1	0	0	9-10	3-2	2	5.01
Feb 27	at Morehead State	9.0	5	1	1	1	6	2	0	0	0	0	0	2	0	18-1	4-2	2	4.37
Feb 27	at Morehead State	7.0	18	9	9	2	5	5	0	0	0	0	1	0	0	17-9	5-2	2	5.17
Mar 04	at Lipscomb	9.0	3	0	0	2	10	1	0	0	1	0	0	0	0	1-0	6-2	2	4.52
Mar 06	at Lipscomb	9.0	5	3	3	3	5	2	0	0	1	0	0	1	0	10-3	7-2	3	4.35
Mar 06	at Lipscomb	9.0	10	6	6	4	10	2	0	1	2	1	0	1	0	10-6	8-2	4	4.52
Mar 08	at Louisville	9.0	8	4	2	0	4	1	0	1	0	1	1	1	0	6-4	9-2	5	4.29
Mar 11	at Tennessee-Martin	9.0	7	3	3	4	6	2	0	0	0	0	1	2	0	4-3	10-2	6	4.18
Mar 12	at Tennessee-Martin	9.0	14	7	5	2	7	2	1	0	0	0	1	0	0	8-7	11-2	6	4.24
Mar 13	at Tennessee-Martin	8.1	11	10	9	2	4	4	0	3	1	0	0	0	0	9-10	11-3	6	4.61
Mar 15	at Vanderbilt	8.0	16	9	9	3	7	5	0	1	1	1	2	1	0	0-9	11-4	6	4.94
Mar 16	at Belmont	8.0	20	13	10	3	4	5	0	0	1	0	0	1	0	6-13	11-5	6	5.30
Mar 18	at Tennessee Tech	9.0	12	3	2	2	11	2	0	1	0	1	1	2	0	13-3	12-5	7	5.10
Mar 19	at Tennessee Tech	8.0	13	8	8	1	6	3	0	0	2	1	2	0	0	3-8	12-6	7	5.30
Mar 20	at Tennessee Tech	9.0	10	4	4	4	10	2	0	0	0	0	0	0	1	12-4	13-6	7	5.23
Mar 22	ILLINOIS STATE	9.0	9	5	5	0	8	1	0	0	0	0	1	0	0	4-5	13-7	7	5.22
Mar 23	WABASH	9.0	9	3	3	0	9	1	0	0	0	0	0	0	0	9-3	14-7	7	5.11
Mar 25	at Bradley	8.0	10	9	6	2	6	3	0	0	0	0	0	0	0	4-9	14-8	7	5.18
Mar 27	BRADLEY	9.0	6	1	1	0	12	1	1	0	0	0	1	1	0	12-1	15-8	7	4.99
Mar 29	IPFW	9.0	8	1	1	6	7	1	0	0	0	0	2	4	0	8-1	16-8	7	4.82
*Apr 01	at Minnesota	8.0	10	9	8	4	6	4	1	0	1	0	1	1	0	5-9	16-9	7	4.97
*Apr 02	at Minnesota	9.0	7	0	0	2	7	0	0	0	0	0	2	1	0	7-0	17-9	7	4.78
*Apr 02	at Minnesota	8.0	10	4	3	2	3	1	1	0	1	0	0	1	0	1-4	17-10	7	4.73
Apr 06	at Butler	9.0	10	8	7	1	11	1	0	3	0	0	0	0	0	10-8	18-10	8	4.81
*Apr 08	MICHIGAN	9.0	5	0	0	2	14	0	1	0	0	0	1	0	0	8-0	19-10	9	4.64
*Apr 09	MICHIGAN	9.0	7	2	2	2	9	2	0	0	1	0	2	0	0	4-2	20-10	10	4.55
*Apr 10	MICHIGAN	10.0	11	6	2	3	9	2	0	1	0	0	0	0	0	5-6	20-11	10	4.45
Apr 12	at Ball State	9.0	9	5	4	0	5	2	0	0	0	0	2	2	0	8-5	21-11	11	4.44
Apr 13	vs IPFW	9.0	10	3	2	4	8	2	0	0	0	0	1	2	0	8-3	22-11	12	4.36
*Apr 15	at Penn State	9.0	7	3	2	3	8	2	0	0	1	0	2	1	0	5-3	23-11	13	4.29
*Apr 17	at Penn State	8.0	7	4	4	7	7	0	0	1	0	1	1	1	0	3-4	23-12	13	4.30
*Apr 17	at Penn State	9.0	8	4	2	6	8	1	1	0	1	0	0	1	0	15-4	24-12	13	4.23
Apr 20	at Illinois-Chicago	9.0	10	3	3	4	4	7	0	0	0	0	1	0	0	17-3	25-12	14	4.20
*Apr 23	at Northwestern	9.0	12	7	7	6	7	2	0	0	0	0	0	1	0	9-7	26-12	15	4.27
*Apr 23	at Northwestern	8.0	19	14	14	1	3	3	1	5	2	0	0	1	0	1-14	26-13	15	4.54
*Apr 24	at Northwestern	9.0	7	2	2	2	7	2	0	0	1	1	1	3	0	10-2	27-13	15	4.47
*Apr 29	INDIANA	12.0	12	4	4	2	9	2	0	2	0	0	1	0	0	5-4	28-13	15	4.43
*Apr 30	INDIANA	9.0	11	2	1	3	6	2	0	0	0	0	0	0	0	6-2	29-13	15	4.34
*May 01	INDIANA	9.0	8	5	5	2	8	0	0	2	0	0	1	0	0	14-5	30-13	16	4.36
*May 06	at Michigan State	8.0	12	11	10	3	3	2	0	3	0	0	1	0	0	4-11	30-14	16	4.50
*May 07	at Michigan State	8.0	14	5	5	3	4	3	0	0	0	0	0	0	0	3-5	30-15	16	4.52
*May 08	at Michigan State	8.0	13	6	6	1	5	2	0	2	0	0	1	0	0	5-6	30-16	16	4.57
May 11	BALL STATE	9.0	18	9	8	3	7	3	0	1	0	0	1	3	0	14-9	31-16	17	4.64
*May 13	ILLINOIS	9.0	9	1	1	4	8	3	0	0	1	0	0	1	0	3-1	32-16	18	4.56
*May 14	ILLINOIS	9.0	10	7	5	1	8	2	1	0	2	0	1	0	0	4-7	32-17	18	4.57
*May 15	ILLINOIS	9.0	9	7	4	2	8	0	2	0	1	0	1	0	0	5-7	32-18	18	4.56
May 17	ILLINOIS-CHICAGO	9.0	5	1	1	1	4	1	0	0	1	0	2	2	0	12-1	33-18	19	4.49
*May 19	IOWA	9.0	9	3	3	3	13	3	0	0	1	0	0	0	0	6-3	34-18	20	4.46
*May 20	IOWA	9.0	5	2	2	3	14	0	0	0	0	0	1	1	0	6-2	35-18	20	4.41
*May 21	IOWA	9.0	9	2	1	1	5	0	1	0	0	0	0	1	0	5-2	36-18	21	4.35
Totals		478.0	549	280	231	142	399	112	14	29	28	7	40	41	1	399-280	36-18	21	4.35



2011 Purdue Baseball
Overall Statistics for Purdue (as of May 23, 2011)
(LAST 10 GAMES Sorted by Batting avg)



Record: 6-4 Home: 6-2 Away: 0-2 Big Ten: 4-4

Player	avg	gp-gs	ab	r	h	2b	3b	hr	rbi	tb	slg%	bb	hp	so	gdp	ob%	sf	sh	sb-att	po	a	e	fld%
26 PLawecki, Kevin	.344	9-9	32	7	11	6	0	2	9	23	.719	2	2	1	2	.405	1	0	0-0	59	9	0	1.000
44 SPILLNER, Tyler	.333	10-10	42	8	14	2	0	0	5	16	.381	2	1	5	0	.378	0	1	2-2	36	0	0	1.000
5 BIEKER, Payton	.333	8-6	24	4	8	0	0	0	4	8	.333	0	1	3	0	.360	0	0	0-0	17	1	0	1.000
2 CHARLES, Eric	.314	10-10	35	6	11	2	1	0	6	15	.429	2	1	1	1	.341	3	2	1-1	10	22	4	.889
23 SERRATO, Barrett	.313	10-10	32	11	10	2	0	0	3	12	.375	10	1	6	0	.488	0	0	0-1	6	6	3	.800
22 PERKINS, Cameron	.270	10-10	37	8	10	2	1	1	6	17	.459	2	4	6	0	.356	2	0	3-3	52	9	1	.984
29 MILLER, David	.267	10-10	30	4	8	1	0	0	5	9	.300	9	4	2	1	.488	0	0	1-2	12	30	3	.933
36 TALBOTT, Stephen	.250	9-9	28	6	7	1	0	1	4	11	.393	1	2	2	0	.313	1	0	0-0	14	1	0	1.000
11 DIXON, Andrew	.192	10-6	26	3	5	1	1	0	9	8	.308	1	1	0	3	.226	3	1	0-0	14	0	1	.933

6 HANSEN, Jake	.500	2-0	2	0	1	0	0	0	2	1	.500	0	1	0	0	.667	0	0	0-0	0	2	0	1.000
15 BLOUNT, David	.400	4-3	10	1	4	1	0	0	1	5	.500	1	0	0	0	.455	0	0	0-0	25	0	0	1.000
42 ANTONELLI, Chris	.400	2-2	5	2	2	0	0	0	2	2	.400	1	1	1	0	.500	1	0	1-1	0	0	0	.000
8 CIANFROCCO, Angelo	.059	5-4	17	2	1	0	0	0	1	1	.059	0	1	6	0	.105	1	0	0-0	11	1	0	1.000
17 McHUGH, Sean	.000	3-1	2	0	0	0	0	0	0	0	.000	0	0	0	0	.000	0	0	0-0	2	0	0	1.000
38 BISCHOFF, Kyle	.000	2-0	1	0	0	0	0	0	0	0	.000	1	0	1	0	.500	0	0	0-0	2	0	0	1.000
9 DeDECKER, Collin	.000	1-0	0	0	0	0	0	0	0	0	.000	0	0	0	0	.000	0	0	0-0	1	0	0	1.000
16 COGHLAN, Patrick	.000	1-0	0	1	0	0	0	0	0	0	.000	0	0	0	0	.000	0	0	0-0	0	0	0	.000
Totals	.285	10	323	63	92	18	3	4	57	128	.396	32	20	34	7	.372	12	4	8-10	264	103	13	.966
Opponents	.286	10	353	43	101	17	4	3	38	135	.382	22	7	76	7	.338	3	4	9-11	252	94	12	.966

LOB - Team (76), Opp (82). DPs turned - Team (8), Opp (8). Picked off - SPILLNER 1.

(LAST 10 GAMES Sorted by Earned run avg)

Player	era	w-l	app	gs	cg	sho	sv	ip	h	r	er	bb	so	2b	3b	hr	b/avg	wp	hp	bk	sfa	sha
28 WITTGREN, Nick	0.00	0-1	7	0	0	0/0	3	10.1	10	2	0	3	13	1	0	0	.238	0	0	0	0	0
18 MORGAN, Matt	2.92	1-0	2	2	0	0/0	0	12.1	13	4	4	6	14	4	0	0	.277	2	0	0	0	1
1 HAASE, Joe	5.71	1-1	3	3	0	0/0	0	17.1	24	13	11	2	11	2	3	2	.324	1	2	0	0	2
35 GUNTER, Calvin	6.00	0-2	3	3	0	0/0	0	15.0	20	12	10	5	14	3	0	0	.313	2	2	0	1	0

45 BREEDLOVE, Lance	0.00	1-0	4	1	0	0/0	0	8.1	4	0	0	2	7	1	0	0	.143	0	1	0	0	0
39 SUDBURY, Mike	0.00	0-0	3	0	0	0/0	2	7.0	3	0	0	2	5	0	0	0	.130	0	1	0	0	0
8 CIANFROCCO, Angelo	1.69	1-0	3	0	0	0/0	0	5.1	5	1	1	0	5	2	0	0	.263	0	0	0	1	1
37 COLLINS, Sean	3.18	1-0	3	0	0	0/0	0	5.2	6	2	2	0	2	1	0	0	.300	1	1	0	1	0
43 RAMER, Robert	3.60	1-0	2	1	0	0/0	0	5.0	8	2	2	0	4	2	1	0	.364	0	0	0	0	0
22 PERKINS, Cameron	20.25	0-0	1	0	0	0/0	0	1.1	4	4	3	1	1	1	0	0	.444	0	0	0	0	0
7 GANNON, Pat	81.00	0-0	1	0	0	0/0	0	0.1	4	3	3	1	0	0	0	1	.800	0	0	0	0	0
Totals	3.68	6-4	10	10	0	0/0	5	88.0	101	43	36	22	76	17	4	3	.286	6	7	0	3	4
Opponents	5.79	4-6	10	10	1	0/0	3	84.0	92	63	54	32	34	18	3	4	.285	7	20	0	12	4

PB - Team (1), BIEKER 1, Opp (2). Pickoffs - Team (3), PLawecki 1, HAASE 1, GUNTER 1, Opp (1). SBA/ATT - PLawecki (6-7), MORGAN (3-3), GUNTER (1-3), HAASE (2-2), BIEKER (2-2), WITTGREN (1-1), BISCHOFF, K (1-1), RAMER (1-1), PERKINS (1-1).



2011 Purdue Baseball
Conference statistics for Purdue (as of May 21, 2011)
(Big Ten games only Sorted by Batting avg)



Record: 14-10 Home: 9-3 Away: 5-7 Big Ten: 14-10

Player	avg	gp-gs	ab	r	h	2b	3b	hr	rbi	tb	slg%	bb	hp	so	gdp	ob%	sf	sh	sb-att	po	a	e	fld%
22 PERKINS, Cameron	.351	24-24	97	18	34	8	2	5	26	61	.629	4	10	13	2	.429	1	1	3-5	102	29	3	.978
2 CHARLES, Eric	.333	24-24	93	22	31	9	2	0	5	44	.473	10	3	6	3	.407	2	7	4-4	46	60	6	.946
26 PLawecki, Kevin	.330	24-24	91	19	30	8	0	2	18	44	.484	8	6	6	5	.407	3	0	2-2	167	27	2	.990
23 SERRATO, Barrett	.307	24-24	88	18	27	4	1	2	15	39	.443	15	1	14	2	.402	3	0	4-5	24	15	3	.929
36 TALBOTT, Stephen	.292	23-23	89	18	26	3	1	2	11	37	.416	3	4	12	1	.340	1	3	3-3	43	1	2	.957
44 SPILLNER, Tyler	.287	24-24	101	15	29	6	0	0	15	35	.347	11	3	18	0	.374	0	2	6-9	68	0	0	1.000
29 MILLER, David	.243	24-24	74	13	18	2	0	1	11	23	.311	24	6	11	1	.462	0	2	6-8	27	68	7	.931

9 DeDECKER, Collin	1.000	1-0	1	0	1	0	0	0	0	1	1.000	0	0	0	0	1.000	0	0	0-0	0	0	0	.000
38 BISCHOFF, Kyle	1.000	1-0	1	0	1	1	0	0	1	2	2.000	0	0	0	0	1.000	0	0	0-0	0	0	0	.000
21 BRIDGES, Ryan	.273	5-5	11	1	3	2	0	0	3	5	.455	2	0	3	0	.357	1	1	0-1	28	1	0	1.000
11 DIXON, Andrew	.268	21-8	41	5	11	1	1	0	10	14	.341	2	1	4	2	.298	3	3	2-2	23	0	2	.920
15 BLOUNT, David	.263	9-6	19	0	5	1	0	0	4	6	.316	0	0	3	1	.263	0	3	0-0	35	0	0	1.000
42 ANTONELLI, Chris	.250	1-1	4	0	1	0	0	0	1	1	.250	0	0	1	0	.250	0	0	0-0	0	0	0	.000
5 BIEKER, Payton	.213	16-12	47	5	10	0	0	0	4	10	.213	2	2	3	1	.275	0	1	1-2	28	2	1	.968
8 CIANFROCCO, Angelo	.184	12-12	38	4	7	1	0	0	4	8	.211	6	2	10	0	.313	2	0	0-1	7	1	0	1.000
17 McHUGH, Sean	.125	10-5	16	1	2	0	0	0	1	2	.125	5	0	3	1	.333	0	0	0-0	32	1	0	1.000
6 HANSEN, Jake	.000	3-0	5	0	0	0	0	0	0	0	.000	0	0	2	0	.000	0	0	0-0	0	1	0	1.000
Totals	.289	24	816	139	236	46	7	12	129	332	.407	92	38	109	19	.380	16	23	31-42	639	241	29	.968
Opponents	.276	24	836	110	231	38	9	16	99	335	.401	68	17	179	10	.339	12	15	19-26	635	259	33	.964

LOB - Team (211), Opp (200). DPs turned - Team (14), Opp (26). CI - Team (1), PLawecki 1. IBB - Team (1), PERKINS 1. Picked off - SPILLNER 1, BRIDGES 1, PERKINS 1, BIEKER 1.

(Big Ten games only Sorted by Earned run avg)

Player	era	w-l	app	gs	cg	sho	sv	ip	h	r	er	bb	so	2b	3b	hr	b/avg	wp	hp	bk	sfa	sha
1 HAASE, Joe	3.40	4-2	8	8	1	1/0	0	50.1	59	24	19	16	34	6	4	3	.288	3	4	0	2	2
35 GUNTER, Calvin	3.62	2-2	6	4	0	0/0	0	27.1	27	13	11	6	24	3	0	1	.257	2	4	1	1	2
18 MORGAN, Matt	5.86	3-2	8	8	0	0/1	0	43.0	48	28	28	19	37	12	1	3	.289	3	5	0	2	4

28 WITTGREN, Nick	1.14	1-1	13	0	0	0/1	6	23.2	20	6	3	6	27	2	1	0	.217	0	0	0	1	0
13 MASCARELLO, Blake	1.26	2-1	6	0	0	0/0	0	14.1	14	3	2	3	12	1	0	0	.264	0	0	0	1	1
45 BREEDLOVE, Lance	2.35	0-1	10	1	0	0/0	1	15.1	17	10	4	6	16	5	1	1	.262	3	0	0	1	2
37 COLLINS, Sean	3.00	1-1	3	0	0	0/0	0	3.0	3	1	1	0	1	0	0	1	.273	0	0	0	0	0
40 SCHREIBER, Brad	3.97	0-0	2	2	0	0/0	0	11.1	8	5	5	7	12	2	0	1	.216	1	3	1	1	2
8 CIANFROCCO, Angelo	4.26	1-0	4	0	0	0/0	0	6.1	6	3	3	0	6	2	0	1	.261	0	1	0	1	1
39 SUDBURY, Mike	5.59	0-0	5	0	0	0/0	1	9.2	11	6	6	1	6	2	0	1	.306	1	0	0	2	0
43 RAMER, Robert	9.64	0-0	4	1	0	0/0	0	4.2	10	5	5	2	4	2	2	0	.435	0	0	0	0	1
7 GANNON, Pat	13.50	0-0	4	0	0	0/0	0	2.2	7	4	4	1	0	1	0	3	.467	0	0	0	0	0
22 PERKINS, Cameron	13.50	0-0	1	0	0	0/0	0	0.2	1	1	1	0	0	0	0	1	.333	0	0	0	0	0
27 GIBBS, Matt	13.50	0-0	1	0	0	0/0	0	0.2	0	1	1	1	0	0	0	0	.000	0	0	0	0	0
Totals	3.93	14-10	24	24	1	2/1	8	213.0	231	110	93	68	179	38	9	16	.276	13	17	2	12	15
Opponents	4.76	10-14	24	24	1	0/0	4	211.2	236	139	112	92	109	46	7	12	.289	12	38	4	16	23

PB - Team (2), BIEKER 1, PLawecki 1, Opp (4). Pickoffs - Team (4), HAASE 1, GUNTER 1, MORGAN 1, PLawecki 1, Opp (4). SBA/ATT - PLawecki (15-21), MORGAN (7-8), HAASE (6-6), BIEKER (4-4), GUNTER (1-3), WITTGREN (1-2), SCHREIBER (1-2), RAMER (1-2), SUDBURY (0-1), BREEDLOVE (1-1), MASCARELLO (1-1).



2011 Purdue Baseball
Overall Statistics for Purdue (as of May 21, 2011)
(All games Sorted by Batting avg)



Record: 36-18 Home: 14-4 Away: 19-13 Neutral: 3-1 Big Ten: 14-10

Player	avg	gp-gs	ab	r	h	2b	3b	hr	rbi	tb	slg%	bb	hp	so	gdp	ob%	sf	sh	sb-att	po	a	e	fld%
26 PLawecki, Kevin	.355	52-52	200	45	71	14	0	2	38	91	.455	18	17	10	8	.442	5	0	3-5	328	44	4	.989
22 PERKINS, Cameron	.351	53-53	222	41	78	14	4	8	53	124	.559	10	18	27	4	.417	4	2	11-14	139	87	8	.966
2 CHARLES, Eric	.343	54-54	213	48	73	16	4	2	38	103	.484	18	11	19	4	.410	7	7	10-14	115	139	13	.951
44 SPILLNER, Tyler	.323	54-53	220	45	71	17	1	3	31	99	.450	30	4	31	2	.410	2	5	11-16	118	1	5	.960
23 SERRATO, Barrett	.320	54-53	200	50	64	12	2	2	42	86	.430	31	4	34	5	.411	6	1	6-8	56	45	11	.902
36 TALBOTT, Stephen	.306	53-52	186	54	57	11	2	2	29	78	.419	15	14	27	3	.398	1	7	16-16	75	2	3	.963
29 MILLER, David	.288	50-43	146	32	42	4	0	3	33	55	.377	41	14	20	2	.483	0	3	9-13	55	136	13	.936

42 ANTONELLI, Chris	.333	6-2	9	2	3	0	0	0	2	3	.333	2	2	1	1	.500	1	0	1-1	0	0	0	.000
21 BRIDGES, Ryan	.313	27-24	80	10	25	9	0	2	21	40	.500	11	2	14	3	.388	5	4	2-4	190	15	1	.995
8 CIANFROCCO, Angelo	.308	27-26	91	22	28	7	1	2	13	43	.473	11	4	27	2	.394	3	0	1-2	57	1	0	1.000
40 SCHREIBER, Brad	.286	4-4	14	0	4	1	0	0	3	5	.357	2	1	6	0	.412	0	0	0-0	0	7	0	1.000
38 BISCHOFF, Kyle	.273	14-3	11	0	3	1	0	0	2	4	.364	2	1	4	0	.429	0	1	0-0	18	2	0	1.000
11 DIXON, Andrew	.265	46-20	98	18	26	3	2	0	20	33	.337	7	5	13	4	.330	5	5	6-7	65	0	4	.942
6 HANSEN, Jake	.241	21-3	29	2	7	2	0	0	4	9	.310	3	2	5	0	.343	1	1	0-1	9	13	4	.846
5 BIEKER, Payton	.240	36-24	96	16	23	3	2	0	17	30	.313	10	2	12	1	.321	1	2	2-3	86	5	1	.989
15 BLOUNT, David	.237	22-11	38	7	9	2	0	0	8	11	.289	3	1	7	1	.310	0	4	0-0	47	2	0	1.000
17 McHUGH, Sean	.200	22-9	30	6	6	1	0	2	6	13	.433	8	1	5	1	.375	1	0	0-0	48	1	0	1.000
9 DeDECKER, Collin	.111	9-0	9	0	1	0	0	0	0	1	.111	0	0	5	0	.111	0	0	0-0	7	0	0	1.000
16 COGLAN, Patrick	.000	3-0	2	1	0	0	0	0	0	0	.000	0	0	1	0	.000	0	0	0-0	0	0	0	.000
31 BURKE, Nick	.000	2-0	1	0	0	0	0	0	0	0	.000	0	0	1	0	.000	0	0	0-0	1	0	0	1.000
Totals	.312	54	1895	399	591	117	18	28	360	828	.437	222	103	269	41	.405	42	42	78-104	1434	568	71	.966
Opponents	.287	54	1916	280	549	112	14	29	252	776	.405	142	40	399	33	.345	20	27	31-47	1430	586	90	.957

LOB - Team (475), Opp (433). DPs turned - Team (41), Opp (53). CI - Team (2), PLawecki 2. IBB - Team (4), PERKINS 2, PLawecki 1, SERRATO 1, Opp (1). Picked off - SPILLNER 3, PERKINS 3, BRIDGES 1, PLawecki 1, CIANFROCCO 1, TALBOTT 1, BIEKER 1.

(All games Sorted by Earned run avg)

Player	era	w-l	app	gs	cg	sho	sv	ip	h	r	er	bb	so	2b	3b	hr	b/avg	wp	hp	bk	sfa	sha
1 HAASE, Joe	3.55	6-3	16	12	1	1/0	0	76.0	93	38	30	21	52	15	4	4	.293	3	8	1	2	2
18 MORGAN, Matt	4.36	5-2	12	12	1	1/1	0	64.0	63	37	31	28	57	17	2	4	.259	7	8	0	2	5

28 WITTGREN, Nick	3.33	2-3	27	1	0	0/1	12	48.2	45	22	18	10	52	5	3	2	.245	2	2	0	4	2
37 COLLINS, Sean	3.38	2-3	16	0	0	0/0	1	18.2	24	9	7	3	19	2	0	2	.320	1	2	1	1	2
39 SUDBURY, Mike	3.80	0-0	12	0	0	0/0	3	21.1	24	9	9	6	13	6	0	1	.300	2	3	0	2	0
45 BREEDLOVE, Lance	3.80	3-1	23	4	0	0/0	2	45.0	55	28	19	11	30	7	2	1	.291	4	1	1	2	3
40 SCHREIBER, Brad	3.80	4-0	8	8	0	0/0	0	47.1	36	21	20	16	50	12	0	2	.209	4	4	1	2	3
8 CIANFROCCO, Angelo	4.26	1-0	4	0	0	0/0	0	6.1	6	3	3	0	6	2	0	1	.261	0	1	0	1	1
43 RAMER, Robert	4.91	5-0	13	6	0	0/0	0	40.1	48	26	22	12	32	13	2	2	.293	1	2	2	0	3
13 MASCARELLO, Blake	5.08	2-4	16	4	0	0/0	1	39.0	49	30	22	9	33	12	1	0	.308	1	2	0	1	3
7 GANNON, Pat	5.59	1-0	15	0	0	0/0	1	19.1	34	12	12	9	13	9	0	4	.382	0	1	0	0	0
35 GUNTER, Calvin	6.14	5-2	14	7	0	0/0	1	44.0	52	32	30	13	40	7	0	5	.295	2	6	1	3	3
27 GIBBS, Matt	6.75	0-0	5	0	0	0/0	0	5.1	11	5	4	3	1	3	0	0	.407	1	0	0	0	0
22 PERKINS, Cameron	18.00	0-0	2	0	0	0/0	0	2.0	5	5	4	1	1	1	0	1	.417	0	0	0	0	0
32 CALDER, Tyler	40.50	0-0	1	0	0	0/0	0	0.2	4	3	3	0	0	1	0	0	.667	0	0	0	0	0
Totals	4.35	36-18	54	54	2	3/1	21	478.0	549	280	231	142	399	112	14	29	.287	28	40	7	20	27
Opponents	6.06	18-36	54	54	2	1/1	6	476.2	591	399	321	222	269	117	18	28	.312	43	103	8	42	42

PB - Team (4), PLawecki 3, BIEKER 1, Opp (9). Pickoffs - Team (5), PLawecki 1, WITTGREN 1, MORGAN 1, HAASE 1, GUNTER 1, Opp (11). SBA/ATT - PLawecki (24-38), HAASE (9-10), MORGAN (7-8), BIEKER (6-7), BREEDLOVE (5-7), RAMER (3-6), SCHREIBER (2-4), GUNTER (1-3), WITTGREN (1-3), MASCARELLO (1-2), PERKINS (1-1), GANNON (1-1), SUDBURY (0-1), BISCHOFF, K (1-1), COLLINS (0-1).