



2013 PURDUE BASEBALL



2012 BIG TEN CHAMPIONS • PURDUESPORTS.COM • @PURDUEBASEBALL

SID Contact Info: Ben Turner >>> benturner@purdue.edu >>> Office: 765-494-3198 >>> Cell: 217-549-7965

– FEBRUARY –

| | | |
|----|---------------------------|-----------|
| 15 | + vs Connecticut | 4 p.m. |
| 16 | + vs South Florida | 7:30 p.m. |
| 17 | + vs #4 Louisville | 10 a.m. |
| | + vs Connecticut | 1 p.m. |
| 22 | ^ vs Samford | 3:30 p.m. |
| | ^ at #5 Mississippi State | 7 p.m. |
| 23 | ^ at #5 Mississippi State | 7 p.m. |
| 24 | ^ vs Samford | Noon |

– MARCH –

| | | |
|----|---------------------|--------|
| 1 | at Samford | 7 p.m. |
| 2 | at Samford | 3 p.m. |
| 3 | at Samford | 2 p.m. |
| 8 | at Illinois-Chicago | 5 p.m. |
| 9 | at Illinois-Chicago | 2 p.m. |
| 10 | at Illinois-Chicago | 2 p.m. |
| 12 | at Cincinnati | 4 p.m. |
| 13 | at Louisville | Noon |
| 15 | at Evansville | 7 p.m. |
| 16 | at Evansville | 3 p.m. |
| 17 | at Evansville | 2 p.m. |

– ALEXANDER FIELD PREMIERE WEEK –

| | | |
|----|------------------|--------|
| 19 | ILLINOIS-CHICAGO | 6 p.m. |
| 22 | • OHIO STATE | 7 p.m. |
| 23 | • OHIO STATE | 2 p.m. |
| 24 | • OHIO STATE | 1 p.m. |
| 27 | IPFW | 6 p.m. |
| 29 | • at Penn State | 6 p.m. |
| 30 | • at Penn State | 2 p.m. |
| 31 | • at Penn State | 1 p.m. |

– APRIL –

| | | |
|----|------------------------------|--------|
| 2 | BUTLER | 6 p.m. |
| 3 | INDIANA STATE | 6 p.m. |
| 5 | • NORTHWESTERN | 7 p.m. |
| 6 | • NORTHWESTERN | 2 p.m. |
| 7 | • NORTHWESTERN | 1 p.m. |
| 9 | at Indiana State | 6 p.m. |
| 10 | BALL STATE | 6 p.m. |
| 12 | • at Illinois | 7 p.m. |
| 13 | • at Illinois | 4 p.m. |
| 14 | • at Illinois (BTN) | 3 p.m. |
| 19 | • NEBRASKA (BTN) | 7 p.m. |
| 20 | • NEBRASKA (DEDICATION GAME) | 7 p.m. |
| 21 | • NEBRASKA | Noon |
| 23 | ILLINOIS STATE | 6 p.m. |
| 24 | ILLINOIS-CHICAGO | 6 p.m. |
| 26 | • at Michigan State | 3 p.m. |
| 27 | • at Michigan State | 1 p.m. |
| 28 | • at Michigan State (BTN) | Noon |

– MAY –

| | | |
|----|-------------------|--------|
| 3 | SOUTHERN ILLINOIS | 7 p.m. |
| 4 | SOUTHERN ILLINOIS | 7 p.m. |
| 5 | SOUTHERN ILLINOIS | 1 p.m. |
| 8 | at Ball State | 3 p.m. |
| 10 | • at Michigan | 6 p.m. |
| 11 | • at Michigan | 4 p.m. |
| 12 | • at Michigan | 1 p.m. |
| 14 | EASTERN MICHIGAN | 6 p.m. |
| 16 | • IOWA | 7 p.m. |
| 17 | • IOWA | 7 p.m. |
| 18 | • IOWA | 1 p.m. |

– BIG TEN TOURNAMENT (MINNEAPOLIS) –

| | | |
|----|------------------------------|-----|
| 22 | Opening Round (BTN) | TBA |
| 23 | Semifinals (BTN) | TBA |
| 24 | Winner's Bracket Final (BTN) | TBA |
| 25 | Championship Game (BTN) | TBA |
| 26 | If Necessary (BTN) | TBA |

+ Big East/Big Ten Challenge (Pinellas County, Fla.)
^ Diamond Classic at Noble Field (Starkville, Miss.)

• Big Ten Conference game
(BTN) Big Ten Network Live Television

All Times Eastern

HOME GAMES at ALEXANDER FIELD

– BIG EAST/BIG TEN CHALLENGE –

PURDUE BOILERMAKERS (2012: 45-14, 17-7 BIG TEN) VS CONNECTICUT HUSKIES (2012: 31-27-1, 16-11 BIG EAST)

Friday, Feb. 15 • 4 p.m. • Florida Auto Exchange Stadium • Dunedin, Fla.

– SERIES HISTORY –

All-Time Series: Purdue leads 3-0 • All-Time Series at Big East/Big Ten: Purdue leads 2-0

Purdue Under Doug Schreiber vs UConn: Purdue leads 2-0

Last Meeting: Purdue 10, UConn 2 (2012 in St. Petersburg, Fla.)

Last Meeting in Dunedin: Purdue 10, #9 UConn 2 (2011)

VS SOUTH FLORIDA BULLS (2012: 38-22, 17-10 BIG EAST)

Saturday, Feb. 16 • 4 p.m. • Bright House Field • Clearwater, Fla.

– SERIES HISTORY –

All-Time Series: Purdue leads 2-1 • All-Time Series at Big East/Big Ten: USF leads 1-0

Purdue Under Doug Schreiber vs USF: USF leads 1-0

Last Meeting: USF 7, Purdue 5 (2009 in Clearwater, Fla.)

Last Purdue Win: Purdue 3, USF 2 (1995 in Tampa, Fla.)

VS #4 LOUISVILLE CARDINALS (2012: 41-22, 18-9 BIG EAST)

Sunday, Feb. 17 • 10 a.m. • Al Lang Stadium • St. Petersburg, Fla.

– SERIES HISTORY –

All-Time Series: Purdue leads 6-5 • All-Time Series at Big East/Big Ten: First Meeting

Purdue Under Doug Schreiber vs U of L: Tied 2-2

Last Meeting: #19 Purdue 2, #15 Louisville 1 (10 innings, 2012 in West Lafayette)

VS CONNECTICUT HUSKIES

Sunday, Feb. 17 • 1 p.m. • Al Lang Stadium • St. Petersburg, Fla.

– LIVE COVERAGE –

Radio: WSHY AM 1410 (Games 1, 2 & 3) • Internet Audio: www.PurdueSports.com (All Games)

Game Day Central Page – Live Stats, Audio & Interactive Blog: www.PurdueSports.com

– PURDUE'S PROBABLE LINEUP (2012 STATS IF APPLICABLE) –

| POS | # | NAME | AVG | RUNS | HITS | XBH | HR | RBI | BB | OBP | SB |
|-----|----|-----------------------------|------|------|------|-----|----|-----|----|------|-------|
| CF | 36 | Stephen Talbott (Sr) | .347 | 32 | 60 | 11 | 1 | 18 | 7 | .380 | 15-20 |
| LF | 30 | Conner Hudnall (Jr) | | | | | | | | | |
| | | – Junior College Transfer – | | | | | | | | | |
| 3B | 17 | Sean McHugh (Jr) | .317 | 17 | 26 | 10 | 3 | 24 | 9 | .404 | 0-1 |
| DH | 8 | Angelo Cianfrocco (Sr) | .235 | 18 | 36 | 10 | 2 | 25 | 9 | .296 | 0-1 |
| RF | 14 | Kyle Wood (RS-Fr) | | | | | | | | | |
| | | – Redshirted in 2012 – | | | | | | | | | |
| C | 31 | Jack Picchioti (Fr) | | | | | | | | | |
| | | – True Freshman – | | | | | | | | | |
| 1B | 20 | Josh Estill (Fr) | | | | | | | | | |
| | | – True Freshman – | | | | | | | | | |
| SS | 15 | Bennett Oliver (So) | .227 | 1 | 5 | – | – | 5 | 4 | .333 | 0-0 |
| 2B | 9 | Brandon Krieg (So) | .077 | 2 | 1 | – | – | – | – | .077 | 1-1 |

– PROBABLE PITCHING MATCH-UPS (2012 STATS IF APPLICABLE) –

| NAME | W-L | GS | IP | H | R-ER | BB | K | ERA | B/AVG |
|---------------------------------------|-----|----|------|----|-------|----|----|------|-------|
| Brad Schreiber (Jr, RHP - 2011 Stats) | 4-0 | 8 | 47.1 | 36 | 21-20 | 16 | 50 | 3.80 | .209 |
| vs UConn's Anthony Marzi (Jr, LHP) | | | | | | | | | |
| Jordan Minch (Fr, LHP) | | | | | | | | | |
| | | | | | | | | | |
| vs USF's Joey Lovecchio (Sr, RHP) | 8-4 | 12 | 79 | 86 | 47-42 | 17 | 45 | 4.78 | .294 |
| Kyle Wood (RS-Fr, LHP) | | | | | | | | | |
| | | | | | | | | | |
| vs U of L's Jared Ruxer (So, RHP) | 8-3 | 14 | 77.1 | 78 | 32-29 | 15 | 32 | 3.38 | .262 |
| Robert Ramer (Sr, RHP) | 6-1 | 10 | 50.1 | 44 | 20-16 | 2 | 30 | 2.86 | .230 |
| vs UConn's Brian Ward (Jr, LHP) | | | | | | | | | |

– PURDUE BULLPEN (2012 STATS IF APPLICABLE) –

| NAME | W-L-S | APP | IP | H | R-ER | BB | K | ERA | B/AVG |
|------------------------------|-------|-----|------|----|------|----|----|------|-------|
| Pat Gannon (Sr, LHP) | 1-0-0 | 9 | 13.1 | 13 | 3-2 | 7 | 13 | 1.35 | .245 |
| Brett Andrzejewski (Sr, RHP) | 1-0-0 | 13 | 13.1 | 16 | 8-7 | 5 | 5 | 4.72 | .291 |
| Joe Eichmann (So, RHP) | 0-0-0 | 3 | 4 | 4 | 3-0 | 0 | 4 | 0.00 | .235 |
| Mike Gaglianese (So, RHP) | 0-0-0 | 3 | 5 | 5 | 5-5 | 4 | 4 | 9.00 | .263 |
| Kyle Upp (So, RHP) | | | | | | | | | |
| Eddie De LaRiva (Fr, RHP) | | | | | | | | | |
| Mike Lutz (Fr, RHP) | | | | | | | | | |
| Kyle Johnson (Fr, RHP) | | | | | | | | | |
| Patrick Kenney (Fr, RHP) | | | | | | | | | |
| Tim McElroy (Fr, LHP) | | | | | | | | | |

– New to the Pitching Staff –

– True Freshman –
– True Freshman –
– True Freshman –
– True Freshman –
– True Freshman –

2013 PURDUE TRAVEL ROSTER

| <u>No.</u> | <u>Name</u> | <u>Pos</u> | <u>B-T</u> | <u>Ht</u> | <u>Wt</u> | <u>Yr</u> | <u>Hometown (High School/Previous College)</u> |
|-----------------------|--------------------|-----------------------|------------|-----------|-----------|-----------------------------------|--|
| PITCHERS | | | | | | | |
| 7 | Pat Gannon | LHP | R-L | 6-0 | 175 | Sr | Evergreen Park, Ill (Brother Rice) |
| 18 | Mike Gaglianese | RHP | R-R | 6-1 | 180 | So | Oriskany, N.Y. (Notre Dame) |
| 19 | Kyle Upp | RHP/C | R-R | 5-10 | 195 | So | La Porte, Ind. (La Porte) |
| 21 | Eddie De LaRiva | RHP | R-R | 6-3 | 180 | Fr | Blue Island, Ill. (St. Rita) |
| 23 | Mike Lutz | RHP | R-R | 6-1 | 180 | Fr | North Barrington, Ill. (Lake Zurich) |
| 25 | Tim McElroy | LHP | L-L | 6-5 | 205 | Fr | Roselle, Ill. (St. Viator) |
| 28 | Jordan Minch | LHP | L-L | 6-3 | 175 | Fr | Highland, Ind. (Highland) |
| 32 | Brett Andrzejewski | RHP | R-R | 6-2 | 160 | Sr | Westfield, Ind. (Westfield/Tallahassee CC) |
| 33 | Joe Eichmann | RHP | R-R | 6-4 | 210 | So | Libertyville, Ill. (Libertyville) |
| 37 | Patrick Kenney | RHP/OF | R-R | 6-4 | 190 | Fr | Gurnee, Ill. (Warren Township) |
| 40 | Brad Schreiber | RHP | R-R | 6-4 | 235 | Jr | Menasha, Wis. (Kimberly) |
| 43 | Robert Ramer | RHP | R-R | 6-4 | 190 | Sr | Sunnyvale, Calif. (Fremont/UC Riverside) |
| CATCHERS | | | | | | | |
| 31 | Jack Picchiotti | C/OF | L-R | 5-11 | 185 | Fr | Oak Park, Ill. (Oak Park-River Forest) |
| 16 | Cody Strong | C/OF | R-R | 5-7 | 165 | Fr | Lafayette, Ind. (McCutcheon) |
| INFIELERS | | | | | | | |
| 2 | Michael Mullen | 2B | L-R | 5-11 | 165 | Fr | Rancho Santa Fe, Calif. (Torrey Pines) |
| 6 | Jake Hansen | INF | L-R | 5-8 | 160 | Sr | Westfield, Ind. (Westfield) |
| 8 | Angelo Cianfrocco | 1B/OF | L-L | 6-2 | 185 | Sr | San Diego, Calif. (Westview) |
| 9 | Brandon Krieg | 2B | R-R | 6-0 | 180 | So | Indianapolis, Ind. (Lawrence Central) |
| 15 | Bennett Oliver | SS/3B | L-R | 6-1 | 170 | So | Topeka, Kan. (Washburn Rural) |
| 17 | Sean McHugh | 3B/C | R-R | 5-11 | 195 | Jr | Leawood, Kan. (Blue Valley North) |
| 20 | Josh Estill | 1B/C | R-R | 5-10 | 190 | Fr | Carlsbad, Calif. (Santa Fe Christian) |
| 38 | Kyle Bischoff | 1B/C | S-R | 6-0 | 185 | Sr | Decatur, Ind. (New Haven) |
| 41 | Jon Bradford | INF | R-R | 5-11 | 190 | So | Dove Canyon, Calif. (Santa Margarita) |
| OUTFIELDERS | | | | | | | |
| 14 | Kyle Wood | OF/LHP | L-L | 6-0 | 200 | RS-Fr | Orland Park, Ill. (St. Laurence) |
| 22 | Kyle Johnson | OF/RHP | R-R | 6-5 | 210 | Fr | San Diego, Calif. (Torrey Pines) |
| 30 | Conner Hudnall | OF/3B | L-R | 6-1 | 180 | Jr | South Bend, Ind. (Clay/Glen Oaks CC) |
| 36 | Stephen Talbott | OF | R-R | 6-3 | 205 | Sr | Freehold, N.J. (Freehold Township) |
| 44 | Jack Amaro | OF | R-R | 5-11 | 175 | Fr | Naperville, Ill. (Neuqua Valley) |
| COACHING STAFF | | | | | | | |
| 4 | Doug Schreiber | Head Coach | | 15th Year | | Third Base Coach/Pitching Changes | |
| 24 | Jeff Duncan | Associate Head Coach | | 4th Year | | Hitting Coach/First Base Coach | |
| 12 | Tristan McIntyre | Assistant Coach | | 3rd Year | | Pitching Coach/Mound Visits | |
| 5 | Payton Bieker | Volunteer Asst. Coach | | 1st Year | | Catchers/First Base Coach | |
| 29 | David Miller | Student Asst. Coach | | 1st Year | | | |

Pronunciation Guide

#3 Steve **MANIAGO**: Mon-ee-ah-go
 #4 Doug **SCHREIBER**: Shry-ber
 #5 Payton **BIEKER**: Bee-ker
 #8 Angelo **CIANFROCCO**: See-ann-frock-oh
 #9 Brandon **KRIEG**: Craig
 #10 Jack **DeANO**: Dee-ah-no
 #18 Mike **GAGLIANESE**: Gal-an-ease-ee
 #20 Josh **ESTILL**: S-til
 #21 Eddie **De LaRIVA**: Day Luh-ree-vuh
 #31 Jack **PICCHIOTTI**: Pick-ee-ott-ee

#32 Brett **ANDRZEJEWSKI**: Andrew-jess-key
 #33 Joe **EICHMANN**: Ike-man
 #34 Connor **PODKUL**: Pod-cull
 #36 Stephen **TALBOTT**: Tal-bit
 #37 Patrick **KENNEY**: Kenny
 #38 Kyle **BISCHOFF**: Bish-off
 #40 Brad **SCHREIBER**: Shry-ber
 #43 Robert **RAMER**: Ray-mer
 #44 Jack **AMARO**: Am-arr-oh
 #49 Mack **MATTKE**: Matt-key



HEAD COACH DOUG SCHREIBER

Since Doug Schreiber was named Purdue's head baseball coach on May 29, 1998, the Boilermakers have become a major force in the Big Ten Conference and have made big strides on a national level.

Currently in his 15th season as the leader of the program, Schreiber is the program's all-time leader in overall wins and Big Ten wins. In 2007, Schreiber became the third head coach in Purdue baseball history to surpass the 500-games mark as the Boilermakers' head man. Dave Alexander, whom Schreiber played for from 1983 to 1986, owns the record for most games coached at Purdue with 792 over 14 seasons. Schreiber has been in the third base coach's box for 787 games through 14 years and will break Alexander's record for games coached early in 2013.

During its historic 2012 season, Purdue won a program-record 45 games, captured a pair of Big Ten titles, earned the right to host an NCAA Regional and closed out Lambert Field in thrilling fashion. Schreiber was named the Big Ten Coach of the Year after leading the Boilers to the most wins by a Big Ten team since 2008. He won his 400th and program-record 408th career games at Lambert in the spring of 2012. His 408th victory as the leader of the program, April 15 in the finale of a series sweep of Illinois, made him Purdue's all-time wins leader.

The Boilermakers began the 2012 season 14-1, won 10 consecutive games twice, posted their 20th win before April 1 for the first time, reached the 30-win mark at the earliest date (April 20) in program history and won their first Big Ten title since 1909. In its 16 games during the final year at Lambert, the home of the program since 1965, Purdue won three times in walk-off fashion and locked up the Big Ten title May 12 in front of a large group of program alumni.

In the five seasons between 2008 and 2012, Purdue went 172-110 overall (.610) and 75-51 in Big Ten play (.595). Both records represented the best marks in the league. The Boilermakers were the only conference team to qualify for the Big Ten Tournament each of those five seasons, the longest such streak in program history. Purdue has won at least one game at the Big Ten Tournament in eight of its nines appearances under Schreiber.

Headlined by Plawecki's selection 35th overall by the New York Mets, Purdue had a program-record seven players picked in the 2012 Major League Baseball First-Year Player Draft. Juniors Plawecki, Cameron Perkins and Nick Wittgren were each selected in the first 10 rounds to give the Boilers three players drafted in the first 300 picks for the first time. A program-record seven players were drafted overall in 2012.

Purdue's 37 overall wins in 2011 tied the program's previous single-season record and were the most in the Big Ten. Despite being picked eighth in the preseason coaches' poll, the Boilers finished third in the league with a 14-10 conference record, just one game shy of first. Purdue finished second in the Big Ten standings under Schreiber in 2001, 2005 and 2008.

Schreiber has coached 62 All-Big Ten Conference selections, including 22 who were named to the conference's First Team, and has had players selected in the Major League Baseball First-Year Player Draft on 30 occasions. One of Schreiber's Boilermakers has led the Big Ten in hitting in four out of the last eight years.

Prior to becoming the head coach at Purdue, Schreiber spent four seasons (1995-98) as the top assistant coach and recruiting coordinator under Pat Murphy at Arizona State University. Schreiber helped guide Arizona State to the College World Series and the national championship game in 1998. A year earlier, the Sun Devils finished as regional runners-up to Miami, and were two outs away from going to the College World Series. All four of Schreiber's recruiting classes at ASU were nationally ranked, including the 1995 class which was ranked No. 1 in the country and the 1996 class, which was tabbed the third best in the nation.

Before going to ASU, Schreiber served as an assistant coach for Murphy at the University of Notre Dame in 1994. That season, the Fighting Irish finished 46-16 and ended the season just two wins shy of Omaha, finishing as regional runners-up to Auburn.

Schreiber began his coaching career as a graduate assistant under Pat Quinn at Ball State University for two seasons (1991-92) and spent one year (1993) as an assistant at Butler University.

A native of LaPorte, Ind., Schreiber was a four-year starter (1983-86) at second base for the Boilermakers. During his career, Purdue posted a 120-112-2 mark and established a school-record 37 victories his senior season when he was a Second Team All-Big Ten selection. Schreiber still ranks among Purdue's career leaders in a variety of categories, including top-six ranking in four categories. Schreiber ranks first all-time in walks (132), fourth in runs scored (159), tied for third in games played (220) and tied for sixth in triples (9). He earned his Bachelor of Arts degree in communications and has completed some course work towards a master's in education.

PURDUE HEAD COACHING RECORDS

| | |
|--|------|
| Overall Wins | |
| Doug Schreiber | 425 |
| Dave Alexander | 407 |
| Big Ten Wins | |
| Doug Schreiber | 207 |
| Dave Alexander | 107 |
| Overall Win Percentage (min. 100 games) | |
| Hugh Nicol [67-36-1]..... | .649 |
| Doug Schreiber [425-362-0] | .540 |
| Dave Alexander [407-378-7]..... | .518 |
| Ward Lambert [163-156-7]..... | .511 |
| Big Ten Win Percentage (min. 50 games) | |
| Hugh Nicol [43-30-1]..... | .588 |
| Doug Schreiber [207-185-0] | .528 |
| Total Games Coached | |
| Dave Alexander | 792 |
| Doug Schreiber | 787 |
| Seasons Coached | |
| Ward Lambert..... | 20 |
| Joe Sexson..... | 18 |
| Doug Schreiber | 15 |

SCHREIBER'S MILESTONE WINS

| | | |
|---|------------------------|---------------------------|
| 1 | March 6, 1999..... | 18-11 vs. Kent State |
| 50 | April 22, 2000..... | 9-2 vs. Illinois |
| 100 | March 31, 2002..... | 10-6 vs. Penn State |
| 150 | March 21, 2004.... | 7-5 at Jacksonville State |
| 200 | May 27, 2005..... | 4-3 at Illinois |
| 213 | April 2, 2006 # | 9-4 at Illinois |
| 250 | May 6, 2007..... | 6-1 at Penn State |
| 300 | April 12, 2009 | 9-3 at Penn State |
| 350 | March 6, 2011..... | 10-3 at Lipscomb |
| 400 | March 31, 2012..... | 2-0 vs. Penn State |
| 408 | April 15, 2012 % | 5-3 vs. Illinois |
| # 108th Big Ten win, becoming the winningest Purdue head coach in Big Ten action. | | |
| % 408nd career win, surpassing Dave Alexander for the Purdue all-time record. | | |

15TH YEAR

2012 BIG TEN COACH OF THE YEAR

CAREER RECORD

425-362 (.540)

BIG TEN RECORD

207-185 (.528)

BIOGRAPHICAL INFORMATION

Full Name Douglas Lee Schreiber
 Date of Birth..... Aug. 25, 1963
 Place of Birth La Porte, Ind.
 Education..... Purdue University, B.A.,
 Communications
 College Career Purdue, 1983-86
 Wife Sarah

COACHING EXPERIENCE

Purdue 1999-Present, Head Coach
 Arizona St. 1995-98, Assistant Coach
 Notre Dame 1994, Assistant Coach
 Butler 1993, Assistant Coach
 Ball State 1991-92, Graduate Assistant

SCHREIBER'S MLB DRAFT PICKS

1999 Russ Morgan, pitcher.....Houston (21)
 2000 Andy Helmer, pitcher..... Cleveland (25)
 2001 Dave Gassner, pitcher Toronto (24)
 2002 Chadd Blasko, pitcher.....Chicago [NL] (1)
 2003 Dustin Glant, pitcher Arizona (7)
 Nick McIntyre, second base Detroit (20)
 2004 Simon Klink, third base . San Francisco (21)
 2005 Scott Byrnes, pitcher..... Toronto (28)
 2006 Mitch Hilligoss, shortstop..New York [AL] (6)
 Chris Toneguzzi, pitcher..... Milwaukee (13)
 Jay Buente, pitcher Florida (14)
 Dan Sattler, pitcher Texas (44)
 2007 Andrew Groves, pitcher Colorado (11)
 2008 Josh Lindblom, pitcher Los Angeles (2)
 Ryne White, first base Arizona (4)
 Andy Loomis, pitcher Florida (16)
 Dan Black, third base... San Francisco (35)*
 Matt Bischoff, pitcher.... New York [NL] (47)*
 2009 Dan Black, third base.....Chicago [AL] (14)
 Brandon Haveman, outfield Seattle (29)
 Matt Jansen, pitcher..... San Francisco (43)*
 2010 Matt Bischoff, pitcher..... Seattle (20)
 Kevin Cahill, pitcher Washington (41)
 2012 Kevin Plawecki, catcher...New York [NL] (1)
 Cameron Perkins, third base .Philadelphia (6)
 Nick Wittgren, pitcher..... Miami (9)
 Lance Breedlove, pitcher Pittsburgh (23)
 Eric Charles, second base...San Diego (29)
 Barrett Serrato, outfield Texas (30)
 Brad Schreiber, pitcher Minnesota (40)*

* Indicates did not sign a professional contract

– 2012 GAME SUMMARY –

| | W | L | Pct. |
|-----------------------------------|----|----|-------|
| Overall | 45 | 14 | .763 |
| Big Ten..... | 17 | 7 | .708 |
| Big Ten Tournament..... | 3 | 0 | 1.000 |
| Postseason..... | 4 | 2 | .667 |
| Non-Conference | 25 | 7 | .781 |
| Midweek | 9 | 0 | 1.000 |
| Spring Break Trip..... | 6 | 2 | .750 |
| Home..... | 13 | 3 | .813 |
| Away..... | 20 | 8 | .714 |
| Neutral..... | 12 | 3 | .800 |
| Day..... | 33 | 12 | .733 |
| Night..... | 12 | 2 | .857 |
| vs. Left-handed Starter..... | 11 | 5 | .688 |
| vs. Right-handed Starter..... | 34 | 9 | .791 |
| 1-Run Games..... | 8 | 4 | .667 |
| 2-Run Games..... | 5 | 1 | .833 |
| Extra Innings..... | 3 | 0 | 1.000 |
| Shutouts..... | 6 | 1 | .857 |
| Tuesday..... | 6 | 0 | 1.000 |
| Wednesday..... | 4 | 0 | 1.000 |
| Thursday..... | 3 | 0 | 1.000 |
| Friday..... | 11 | 1 | .917 |
| Saturday..... | 12 | 8 | .600 |
| Sunday..... | 9 | 5 | .643 |
| February..... | 5 | 1 | .833 |
| March..... | 15 | 3 | .833 |
| April..... | 14 | 3 | .824 |
| May..... | 10 | 5 | .667 |
| June..... | 1 | 2 | .333 |
| Game 1 of Big Ten Series..... | 8 | 0 | 1.000 |
| Game 2 of Big Ten Series..... | 6 | 2 | .750 |
| Game 3 of Big Ten Series..... | 3 | 5 | .375 |
| Purdue Scores 10+ Runs..... | 13 | 0 | 1.000 |
| Opponent Scores 10+ Runs..... | 1 | 2 | .333 |
| When Purdue Scores First..... | 31 | 8 | .795 |
| When Opponent Scores First..... | 14 | 6 | .700 |
| Purdue leads after 7 innings..... | 39 | 0 | 1.000 |
| Opp. leads after 7 innings..... | 2 | 14 | .125 |
| Tied after 7 innings..... | 4 | 0 | 1.000 |

– BOILERMAKERS RETURN TO FLORIDA FOR SEASON-OPENING WEEKEND –

Purdue baseball begins its new campaign against three of the top teams in the Big East Conference in 2012, playing four games in three days under the fair skies of Florida during its fifth consecutive season-opening weekend at the Big East/Big Ten Challenge.

The Boilermakers will be the visiting team on the scoreboard in their two schedule games against Connecticut and the designated home team in their contests against South Florida (38-22 in 2012) and No. 4 Louisville.

Friday's season opener versus UConn is slated for 4 p.m. at Florida Auto Exchange Stadium, the Toronto Blue Jays' spring training home field in Dunedin, Fla. Purdue and South Florida will square off under the lights Saturday evening at Bright House Field, the Philadelphia Phillies' spring training home field in Clearwater, Fla. Sunday, the Boilers will play a doubleheader at Al Lang Stadium along the shoreline in downtown St. Petersburg, taking on Louisville at 10 a.m. and UConn at 1 p.m.

Purdue has played at all three stadiums at least once in its previous 14 games at the Big East/Big Ten Challenge the last four seasons. Unlike seasons past when the Challenge featured numerous teams from both conferences, the Big Ten will be represented by only Indiana and Purdue this season. The teams that finished one-two in the Big Ten standings a year ago take on the Big East opponents that finished first (Louisville), third (South Florida) and fifth (Connecticut) in 2012.

Louisville is also scheduled to play Purdue and Indiana in midweek action later this spring. The Boilermakers visit the Cardinals' Jim Patterson Stadium March 13 during the spring break trip.

The Boilermakers kick started their rise into the national rankings with their 3-0 showing at the 2012 Big East/Big Ten Challenge. However, more true freshmen (12) are scheduled to travel this weekend than returning players (11) that were part of the 28-man roster than went to Florida for the season-opening weekend a year ago.

Connecticut is expected to start a pair of left-handers against Purdue this weekend, neither pitcher appearing in the Purdue-UConn games at the Challenge the last two seasons. Opening day starter Anthony Marzi had just a 3-8 record a year ago despite a compiling a 2.55 ERA and .207 batting average against. Brian Ward also had three wins despite an ERA of three runs higher (5.57). Big East Preseason Player of the Year LJ Mazzilli, the son of MLB veteran and former Big League manager Lee Mazzilli, returned for his senior season at Connecticut even after being selected in the ninth round of the 2012 MLB Draft. He homered against Purdue last season.

South Florida finished just one game behind Big East co-champions Louisville and St. John's a year ago. The Bulls batted only .255 as a team but had a strong pitching staff (3.50 team ERA) and were solid defensively (.971 fielding percentage). Probable starter Joey Lovecchio successfully pitched to contact, earning eight wins while striking out 45 and walking only 17 in 79 innings during his first year with the program as junior college transfer. Offensively, James Ramsay and Alex Mendez are both back after sharing the team-lead with 32 RBI a year ago.

Louisville has announced it will start the same starting pitcher it threw in the 2012 home opener at Lambert Field, a 10-inning pitcher's duel won by the Boilers on Talbott's walk-off single. Indianapolis native Jared Ruxer was a high school teammate of **Brandon Krieg** at Lawrence Central. He finished his freshman season in the U of L weekend rotation, going 8-3 with a 3.38 ERA in his first year with the Cardinals. He too pitched to contact, tallying 32 strikeouts versus 15 walks in 77 1/3 innings.

Offensively for U of L, infielders Ty Young and Nick Ratajczak return after both players batted over .340 with on-base percentages over .460. They combined for 49 of Louisville's 115 hit batters. Young also hit six home runs and stole 15 bases. Ratajczak struck out only nine times in 245 at-bats.

The Boilermakers also scheduled to play four games and take on another Top Five team in the Baseball America preseason poll next weekend in Starkville, Miss. Purdue, No. 5 Mississippi State and Samford will comprise the three-team field at the Diamond Classic at Dudy Noble Field in Starkville, Miss. All three teams qualified for the 2012 NCAA Tournament.

– 2013 PURDUE STADIUM TOUR: ROAD GAMES AT BALLPARKS OF NOTE –

| Date(s) | Opponent | Stadium | Location | Notable Pro Home Team/Historical Significance |
|-------------|----------------|------------------------|----------------------|---|
| Feb. 15 | Connecticut | Fla. Auto Exh. Stadium | Dunedin, Fla. | Dunedin Blue Jays (High A), Blue Jays Spring Training |
| Feb. 16 | South Florida | Bright House Field | Clearwater, Fla. | Clearwater Threshers (High A), Philies Spring Training |
| Feb. 17 | U of L & UConn | Al Lang Stadium | St. Petersburg, Fla. | Long-time host of MLB Spring Training games |
| Feb. 22-24 | Samford & MSU | Dudy Noble Field | Starkville, Miss. | Multiple-time NCAA Regional Host |
| March 13 | Louisville | Cardinal Park | Louisville, Ky. | Multiple-time NCAA Regional Host |
| March 29-31 | Penn State | Medlar Field | University Park, Pa. | State College Spikes (A), Pittsburgh Pirates NYPL Affiliate |
| May 10-12 | Michigan | Ray Fisher Stadium | Ann Arbor, Mich. | Multiple-time NCAA Regional Host |
| May 22-26 | Conf. Tourney | Target Field | Minneapolis, Minn. | Minnesota Twins |

– CAREER STATS AT BIG EAST/BIG TEN CHALLENGE –

| Player | GP-GS | Avg | AB | R | H | 2B | 3B | HR | RBI | TB | SLG | BB | HBP | OBP | SF | SH | SB |
|---------------|-------|-------|----|---|---|----|----|----|-----|----|-------|----|-----|-------|----|----|-----|
| A. Cianfrocco | 6 -4 | .313 | 16 | 3 | 5 | 1 | 0 | 0 | 3 | 6 | .375 | 1 | 0 | .353 | 1 | 0 | 0-0 |
| K. Bischoff | 1 -0 | 1.000 | 1 | 0 | 1 | 0 | 0 | 0 | 0 | 1 | 1.000 | 0 | 0 | 1.000 | 0 | 0 | 0-0 |
| J. Hansen | 5 -2 | .364 | 11 | 1 | 4 | 0 | 0 | 0 | 0 | 4 | .364 | 0 | 0 | .364 | 0 | 0 | 0-0 |
| S. McHugh | 2 -0 | — | 0 | 0 | 0 | 0 | 0 | 0 | 0 | 0 | — | 0 | 1 | 1.000 | 0 | 0 | 0-0 |
| S. Talbott | 6 -6 | .294 | 17 | 6 | 5 | 0 | 0 | 0 | 2 | 5 | .294 | 1 | 3 | .429 | 0 | 2 | 4-4 |

| Player | ERA | W-L | APP | GS | CG | SHO | SV | IP | H | R | ER | BB | SO | B/Avg |
|-----------------|-------|------|-----|----|----|-----|----|-------|---|---|----|----|----|-------|
| B. Andrzejewski | 3.00 | 0 -0 | 2 | 0 | 0 | 0/1 | 0 | 3 | 3 | 1 | 1 | 1 | 1 | .273 |
| P. Gannon | 40.50 | 0 -1 | 2 | 0 | 0 | 0/0 | 0 | 2/3 | 3 | 3 | 3 | 1 | 2 | .600 |
| R. Ramer | 10.12 | 0 -0 | 2 | 0 | 0 | 0/0 | 0 | 2 2/3 | 2 | 5 | 3 | 3 | 3 | .167 |
| B. Schreiber | 3.68 | 1 -0 | 3 | 1 | 0 | 0/0 | 0 | 7 1/3 | 9 | 7 | 3 | 2 | 8 | |

MULTI HIT GAMES: 2012

| Player | 2 | 3 | 4 | 5+ | Total |
|-------------------|------------|-----------|-----------|----------|------------|
| Stephen Talbott | 11 | 3 | 3 | — | 17 |
| Angelo Cianfrocco | 4 | 2 | — | — | 6 |
| Sean McHugh | 2 | 1 | — | — | 3 |
| Bennett Oliver | 1 | — | — | — | 1 |
| Team | 135 | 46 | 13 | — | 194 |

MULTI HIT GAMES: 2012 BIG TEN PLAY

| Player | 2 | 3 | 4 | 5+ | Total |
|-------------------|-----------|-----------|----------|----------|-----------|
| Stephen Talbott | 4 | 1 | — | — | 5 |
| Angelo Cianfrocco | 2 | — | — | — | 2 |
| Sean McHugh | 1 | — | — | — | 1 |
| Bennett Oliver | 1 | — | — | — | 1 |
| Team | 56 | 19 | — | — | 75 |

CAREER MULTI-HIT GAMES*

| Player | 2 | 3 | 4 | 5+ | Total |
|-------------------|----|---|---|----|-------|
| Stephen Talbott | 22 | 9 | 3 | — | 34 |
| Angelo Cianfrocco | 15 | 6 | — | — | 21 |
| Brad Schreiber | 4 | 2 | — | — | 6 |
| Sean McHugh | 4 | 1 | — | — | 5 |
| Jake Hansen | 2 | — | — | — | 2 |
| Bennett Oliver | 1 | — | — | — | 1 |

MULTI-RBI GAMES: 2012

| Player | 2 | 3 | 4 | 5+ | Total |
|-------------------|-----------|-----------|----------|----------|-----------|
| Angelo Cianfrocco | 3 | 3 | — | — | 6 |
| Sean McHugh | 4 | — | 1 | — | 5 |
| Stephen Talbott | — | — | 1 | — | 1 |
| Bennett Oliver | 1 | — | — | — | 1 |
| Team | 45 | 25 | 7 | 2 | 79 |

MULTI-RBI GAMES: 2012 BIG TEN PLAY

| Player | 2 | 3 | 4 | 5+ | Total |
|-------------------|-----------|-----------|----------|----------|-----------|
| Angelo Cianfrocco | 1 | 2 | — | — | 3 |
| Sean McHugh | 1 | — | — | — | 1 |
| Team | 12 | 12 | 2 | — | 26 |

CAREER MULTI-RBI GAMES*

| Player | 2 | 3 | 4 | 5+ | Total |
|-------------------|---|---|---|----|-------|
| Angelo Cianfrocco | 7 | 4 | 1 | — | 12 |
| Stephen Talbott | 4 | 3 | 2 | — | 9 |
| Sean McHugh | 5 | 1 | 1 | — | 7 |
| Brad Schreiber | 2 | 1 | 1 | — | 4 |
| Bennett Oliver | 1 | — | — | — | 1 |

*Active Multi-Year Purdue Letter-Winners Only

CAREER INDIVIDUAL HONORS

Brad Schreiber, RS-Junior Pitcher

2010 Big Ten Freshman Team Relief Pitcher
Big Ten Pitcher of the Week, March 28
Selected by Twins in 40th Round of 2012 MLB Draft
Selected by Brewers in 42nd Round of 2009 MLB Draft

Stephen Talbott, Senior Outfielder

2011 Third Team All-Big Ten Outfielder
Big Ten Player of the Week, March 12, 2012

Angelo Cianfrocco

Big Ten Player of the Week, Feb. 28, 2011

BOILERMAKERS OPEN NEW SEASON AT CHALLENGE FOR FIFTH STRAIGHT YEAR

• Purdue begins its 2013 campaign and the defense of its 2012 Big Ten title with a return trip to Pinellas County, Fla. for the Big East/Big Ten Challenge, marking the fifth year in a row the Boilers have opened in the St. Petersburg-Clearwater area. This year's downsized event only features five teams: No. 4 Louisville, Connecticut and South Florida from the Big East and Indiana and Purdue from the Big Ten.

• Purdue has posted a 6-8 record at the Big East/Big Ten Challenge, with five of those six wins coming in the previous two seasons. The Boilermakers were one of only two Big Ten teams to post a winning record at the 2011 event. Last season, only Purdue and South Florida were a perfect 3-0.

• The Boilermakers will play games at Florida Auto Exchange Stadium (Friday vs. UConn), Bright House Field (Saturday vs. USF) and Al Lang Stadium (Sunday vs. U of L and UConn). In its last games at those parks, Purdue defeated Connecticut at Florida Auto Exchange in 2011, lost to South Florida at Bright House in 2009 and defeated Notre Dame at Al Lang in 2012.

• In 2011, **Brad Schreiber** made his first career weekend start for Purdue in the win against No. 30 Pittsburgh, surrendering only two earned runs while striking out seven over six innings to earn the victory. Among current Boilers, **Angelo Cianfrocco** (first base), **Stephen Talbott** (left field) and **Jake Hansen** (shortstop) also started that game and had at least one hit each.

PURDUE LOOKS TO DEFEND BIG TEN TITLE WITH REVAMPED ROSTER

• Upperclassmen, specifically seniors, were a driving force behind Purdue's program-record 45-win season and Big Ten title in 2012. The Boilermakers graduated 15 seniors and also lost three juniors that were selected in the MLB First-Year Player from last season's team. Not all of those roster spots will be filled by true freshmen this season but there will be a large number of newcomers on the official 35-man roster nonetheless.

• Looking at the 28-man travel roster for the season-opening weekend, 12 true freshmen and 14 newcomers are expected to make the trip to Florida with Purdue. Only 11 players will that suited up for the Boilers at the 2012 Big East/Big Ten Challenge will be on the trip this season.

2012 BIG TEN CHAMPIONSHIP SEASON HIGHLIGHTS

• During its historic 2012 season, Purdue won a program-record 45 games, captured a pair of Big Ten titles, earned the right to host an NCAA Regional at U.S. Steel Yard in Northwest Indiana and closed out Lambert Field in thrilling fashion.

• The Boilermakers began the season 14-1, won 10 consecutive games twice, posted their 20th win before April 1, reached the 30-win mark at the earliest date (April 20) in program history and won their first Big Ten title since 1909. In its 16 games at Lambert, the home of the program from 1965-2012, Purdue won three times in walk-off fashion and locked up the Big Ten title May 12 in front of a large group of program alumni.

• Head coach **Doug Schreiber** was named the Big Ten Coach of the Year after leading the Boilers to the most wins by a Big Ten team since 2008. He won his 400th and program-record 408th career games at Lambert in the spring of 2012.

• By clinching the title on May 12 with a win in the 20th conference game of the season, the Boilers became the earliest team to clinch the title since the Big Ten schedule moved from 32 to 24 games in 2009. As the No. 1 seed at the Big Ten Tournament, Purdue won three consecutive games to win the six-team event for the first time. The Boilermakers made their fifth straight tournament appearance, the longest active streak in the league as well as the longest in program history. Dating back to 2008, Purdue is 172-110 overall (.610) and 75-51 in Big Ten play (.595). Both records represent the best marks in the league.

• Purdue became the fifth Big Ten school (excluding Nebraska) to host an NCAA Regional and the first since Michigan in 2008. Of the 16 Regional hosts in 2012, the Boilers were the only one that did not have the advantage of playing at its home ballpark. But playing away from campus was nothing new for Purdue. The Boilermakers posted 32 of their wins away from Lambert Field, ranking second in the nation in true road wins. Purdue's .763 winning percentage ranked fourth nationally.

• The Boilermakers enjoyed six undefeated weekends and went 9-0 in midweek action, extending their midweek win streak to 17 dating back to March 2011. Purdue won the opening game of each of its eight Big Ten series and was pushed to a rubber game only twice. The Boilers had a losing record in only three of their 16 weekends.

PURDUE AT BIG EAST/BIG TEN CHALLENGE

— 2009 —

| | | | |
|------|---------------------|---|-------|
| 2/20 | vs. Cincinnati | W | 11-10 |
| 2/21 | vs. Michigan [10] | L | 3-4 |
| 2/21 | vs. South Florida | L | 5-7 |
| 2/22 | vs. Notre Dame [10] | L | 4-9 |

— 2010 —

| | | | |
|------|-------------------|---|-------|
| 2/26 | vs. Villanova | L | 5-13 |
| 2/27 | vs. Cincinnati | L | 6-7 |
| 2/27 | vs. Rutgers | L | 5-6 |
| 3/1 | vs. West Virginia | L | 14-18 |

— 2011 —

| | | | |
|------|--------------------|---|------|
| 2/26 | vs. #9 Connecticut | W | 10-2 |
| 2/27 | vs. Notre Dame | L | 2-19 |
| 2/28 | vs. #30 Pittsburgh | W | 5-3 |

— 2012 —

| | | | |
|------|-----------------|---|------|
| 2/18 | vs. Connecticut | W | 9-4 |
| 2/18 | vs. Cincinnati | W | 6-0 |
| 2/19 | vs. Notre Dame | W | 15-8 |

WON BIG TEN REGULAR-SEASON & TOURNAMENT TITLES (SINCE 1993)

Purdue, 2012; Illinois, 2011

Minnesota, 2010; Michigan, 2008

Michigan, 2006; Minnesota, 2004

Ohio State, 1993-95

BIG TEN TEAMS TO HOST NCAA REGIONAL

Purdue (2012)

Michigan (Six Times, 2008)

Ohio State (1999 & 2001; 2003 SR)

Minnesota (1977 & 2000)

Michigan State (1979)

2012 INNING-BY-INNING SCORING SUMMARY: ALL GAMES

| | 1 | 2 | 3 | 4 | 5 | 6 | 7 | 8 | 9 | EX | Total |
|------------|-----|-----|----|----|----|-----|-----|-----|-----|----|-------|
| PURDUE | 48 | 39 | 26 | 40 | 30 | 69 | 51 | 45 | 39 | 3 | 390 |
| OPPONENTS | 22 | 24 | 28 | 42 | 28 | 33 | 14 | 29 | 15 | 0 | 235 |
| DIFFERENCE | +26 | +15 | -2 | -2 | +2 | +30 | +37 | +16 | +24 | +3 | +155 |

2012 FINAL BIG TEN CONFERENCE STANDINGS

- BIG TEN -

| END OF REGULAR SEASON | W | L | Pct. | GB |
|-----------------------|-----------|----------|-------------|----------|
| \$-Purdue | 17 | 7 | .708 | - |
| x-Indiana | 16 | 8 | .667 | 1 |
| x-Penn State | 15 | 9 | .625 | 2 |
| x-Nebraska | 14 | 10 | .583 | 3 |
| x-Michigan State# | 13 | 11 | .542 | 4 |
| x-Ohio State | 11 | 13 | .458 | 6 |
| Illinois | 11 | 13 | .458 | 6 |
| Minnesota | 11 | 13 | .458 | 6 |
| Iowa | 10 | 14 | .417 | 7 |
| Michigan | 8 | 16 | .333 | 9 |
| Northwestern | 6 | 18 | .250 | 11 |

\$-2012 Big Ten Tournament Champions & NCAA qualifier • #-NCAA Tournament qualifier • x-Big Ten Tournament qualifier

2013 Season-Opening Weekend • Feb. 15-17

Purdue at Big East/Big Ten Challenge (St. Petersburg, Fla.)

Indiana at Big East/Big Ten Challenge (St. Petersburg, Fla.)

Minnesota at #5 UCLA

Illinois at Tennessee Tech

Iowa at Austin Peay

Michigan at California

- OVERALL -

| W | L | Pct. | Last 10 | Streak |
|-----------|-----------|-------------|------------|------------|
| 45 | 14 | .763 | 6-4 | L-2 |
| 32 | 28 | .533 | 8-2 | L-1 |
| 29 | 27 | .518 | 5-5 | L-3 |
| 35 | 23 | .603 | 6-4 | L-1 |
| 37 | 23 | .617 | 4-6 | L-3 |
| 33 | 27 | .550 | 4-6 | L-1 |
| 28 | 25 | .528 | 3-7 | L-1 |
| 29 | 27 | .518 | 3-7 | W-1 |
| 23 | 27 | .460 | 5-5 | W-2 |
| 22 | 34 | .393 | 3-7 | L-1 |
| 18 | 36 | .333 | 2-8 | L-1 |

2013 Season-Opening Weekend • Feb. 15-17

Penn State at East Tennessee State

Ohio State at Sarasota, Fla. Tournament

Nebraska at CSU-Bakersfield/CSU-Fullerton/USC

Michigan State at Furman Tournament (Greenville, S.C.)

Northwestern at Furman Tournament (Greenville, S.C.)

TALBOTT LOOKING TO CLOSE CAREER AS THREE-YEAR STARTING OUTFIELDER

• A constant in left field and in the nine hole the last two years, **Stephen Talbott** enters his senior season as the Boilers' projected leadoff man and center fielder. The New Jersey native has batted over .300 in each of his first three years at Purdue and enters 2013 with a .322 career average. He's also 37-of-42 in career stolen base attempts. Talbott began his career a perfect 30-of-30 stealing bases before finally being thrown out for the first time in April 2012 at Northwestern.

• Talbott was named a Third Team All-Big Ten outfielder in 2011 after batting .301 with 13 doubles, a .392 on-base percentage and 17 stolen bases. He led the Big Ten in runs that season despite batting ninth in 36 of his 55 starts. He batted .347 with a team-high 12 sacrifice bunts in 2012.

CIANFROCCO LOOKS TO FINISH CAREER ON HIGH NOTE

• One of Purdue's most snake bitten players the last few seasons, senior **Angelo Cianfrocco** has seen action as a first baseman, corner outfielder, designated hitter and relief pitcher during his Purdue career. He has started 98 of the 116 games in which he has played, making a career-high 42 starts in 2012. In 2011, Cianfrocco was among the Boilers hottest hitters early in the 2011 season when he suffered a shoulder injury on the opening weekend of the spring break trip that sidelined him for a month and kept in a designated hitter role until May. Last season his .235 batting average was adversely affected by an unusually low .254 batting average on balls in play. He did finish the season having hit safely in each of the final four games in which he batted, including a two-hit showing in the NCAA Regional loss to Kent State.

• Cianfrocco had offseason foot surgery and is questionable for the season-opening weekend. He is the son of Purdue alumnus and MLB veteran Archi Cianfrocco.

McHUGH MAKES THE MOVE TO THIRD BASE

• Junior **Sean McHugh** was a part-time start on the 2012 Big Ten Championship, maximizing his opportunities by batting .317 with 10 extra-base hits, 24 RBI and a .549 slugging percentage. He was Purdue's regular catcher in midweek action and made five starts at designated hitter in the final three weeks of the season, including two of the NCAA Regional games. After playing for the Yarmouth-Dennis Red Sox in the Cape Cod League in the summer of 2012, he is projected to move to third base and bat third in the lineup for Purdue this season.

• McHugh played a starring role in two of the Boilers' most dramatic moments of 2012. In the 10-run ninth inning rally in the comeback win in the finale of the UCLA series, he ignited the rally with a leadoff walk and later knocked in the go-ahead run with the third of Purdue's seven consecutive two-out hits. He did all that despite having not played the entire weekend until the eighth inning of Sunday's game. Nine days later in the final game in the history of Lambert Field, McHugh connected for the game-tying, pinch-hit home run with two outs in the ninth inning. Purdue went on to defeat Indiana State in 10 innings.

RAMER BACK FOR FIFTH YEAR AFTER EARNING DEGREE

• Fifth-year senior Robert Ramer is a big reason why Purdue has won 17 straight midweek games dating back to March 2011, serving as the starting pitcher in 10 of those games. But the Northern California native was also there when the Boilers needed him during the 2012 postseason, taking the ball in the Big Ten Tournament championship game victory against Indiana and also starting the NCAA Regional game against Kentucky. Purdue went 9-1 in Ramer's 10 starts in 2012 and are 17-2 when he has started during his career. His 13-1 career record represents a program record for career winning percentage.

• Ramer issued only two walks in 50 1/3 innings last season, establishing a Purdue single-season records (minimum 30 innings) for fewest walks per nine innings (0.358) and strikeout-to-walk ratio (15.0). He came up just shy of enough innings to qualify for the national leaders in both categories. He earned his bachelor's degree in management last year and is currently pursuing an MBA at Purdue. He'll have a chance to be a four-time Academic All-Big Ten honoree this year.

SCHREIBER & WOOD RETURN FROM INJURY

• Had they been healthy in 2012, it's possible **Brad Schreiber** and **Kyle Wood** could have been part of Purdue's weekend rotation. Both players redshirted after having Tommy John surgery. While they were out, the Purdue pitching staff still managed to post new school records for ERA (3.16), WHIP (1.21) and fewest walks per nine innings (2.18). So while Purdue lost its four All-Big Ten pitchers from last season, getting Schreiber and Wood back from injury gives the rotation a nice boost.

• Schreiber was Purdue's most consistent pitcher for the first half of the 2011 season, helping the Boilers win six of his eight starts. He was leading the Big Ten in strikeouts (50) when he suffered an arm injury in the April series at Penn State. Wood is projected to be the Boilers' top two-way player this season. He's scheduled to play outfield and first base as well as pitch and remain in the lineup on the days he starts on the mound. Wood batted .444 (8-for-18) in Purdue's five-game Gold and Black Series this past fall.

KRIEG & OLIVER FORM NEW DOUBLE PLAY DUO

• **Brandon Krieg** and **Bennett Oliver** were part of the travel roster every weekend of 2012 but their playing time was otherwise sparse on Purdue's veteran team. Now sophomores, the duo is projected to be the team's new double play duo at second base and shortstop, respectively. While their opportunities were limited in 2012, Krieg was on the field for the final inning of the Big Ten Tournament championship game victory against Indiana and started the NCAA Regional win versus Valparaiso. Oliver made starts against quality opponents like Maryland, Michigan State (two) and UCLA.

• In the summer of 2012, Krieg and Oliver teamed with **Kyle Wood** to help Northwest Indiana Oilmen win the Midwest Collegiate League title. **Joe Eichmann** also played for Northwest Indiana but did not pitch in the second half of the season.

HUDNALL & PICCHIOTTI IMPRESSED IN FALL BALL

• **Conner Hudnall** and **Jack Picchiotti** are two of the newcomers expected to see significant playing time early this season. Both players impressed in the team's five-game Black and Gold Series this past fall. Hudnall batted .474 (9-for-19) with three RBI and Picchiotti batted .350 (7-for-20) with two RBI. Both players did not strikeout.

- 2012 SITUATIONAL STATISTICS: TEAM LEADERS AMONG RETURNEES -

WITH RUNNERS ON

1. Sean McHugh, .400 (16-40)
2. Stephen Talbott, .360 (31-86)
3. Angelo Cianfrocco, .289 (24-83)

WITH RUNNERS IN SCORING POSITION

1. Sean McHugh, .433 (13-30)
2. Stephen Talbott, .321 (18-56)
3. Angelo Cianfrocco, .300 (15-50)

WITH TWO OUTS

1. Sean McHugh, .424 (14-33)
2. Angelo Cianfrocco, .346 (18-52)
3. Stephen Talbott, .328 (20-61)

TWO-OUT RBIs

1. Sean McHugh, 18
2. Angelo Cianfrocco, 12
3. Stephen Talbott, 9

- HITTING STREAKS -

| PLAYER | 2012 | | CAREER | '12 BIG TEN | |
|-------------------|------|---------|--------|-------------|---------|
| | LONG | CURRENT | | LONG | CURRENT |
| STEPHEN TALBOTT | 9 | 2 | 10 | 5 | 4 |
| ANGELO CIANFROCCO | 7 | 4 | 7 | 4 | 2 |
| SEAN MCHUGH | 6 | 2 | 6 | - | 2 |
| JAKE HANSEN | - | - | 3 | - | - |

- REACHED BASE SAFELY STREAKS -

| PLAYER | 2012 | | CAREER | '12 BIG TEN | |
|-------------------|------|---------|--------|-------------|---------|
| | LONG | CURRENT | | LONG | CURRENT |
| STEPHEN TALBOTT | 9 | 2 | 17 | 6 | 4 |
| SEAN MCHUGH | 12 | 6 | 12 | - | 2 |
| ANGELO CIANFROCCO | 7 | 4 | 11 | 4 | 3 |
| BENNETT OLIVER | 3 | - | 3 | - | - |
| JAKE HANSEN | - | 2 | 3 | - | - |

REACHING BASE SAFELY IS EITHER VIA A HIT, WALK OR HIT BY PITCH.

A STREAK IS DEFINED AS 3 OR MORE CONSECUTIVE GAMES.

- 2012 HOME RUN TALLY -

| PLAYER (SEASON #) | OPPONENT | ON | OUT | INNING |
|-----------------------|-------------------|----|-----|--------|
| Cameron Perkins (1) | Notre Dame | 3 | 0 | 6 |
| Kevin Plawecki (1) | Southern Miss | 0 | 1 | 4 |
| Barrett Serrato (1) | Southern Miss | 2 | 2 | 7 |
| Kevin Plawecki (2) | Charleston So. | 0 | 0 | 6 |
| Tyler Spillner (1) | Murray St. (G2) | 2 | 1 | 4 |
| Kevin Plawecki (3) | Murray St. (G2) | 1 | 0 | 7 |
| Stephen Talbott (1) | Murray St. (G3) | 0 | 1 | 6 |
| Cameron Perkins (2) | Missouri St. | 0 | 0 | 8 |
| Sean McHugh (1) | Wichita St. (G2) | 2 | 2 | 6 |
| Cameron Perkins (3) | Wichita St. (G2) | 1 | 0 | 8 |
| Angelo Cianfrocco (1) | Wichita St. (G3) | 0 | 0 | 3 |
| Barrett Serrato (2) | Ohio State (G3) | 0 | 0 | 2 |
| Cameron Perkins (4) | IPFW | 0 | 0 | 7 |
| Angelo Cianfrocco (2) | Ball State | 1 | 2 | 6 |
| David Miller (1) | Ball State | 1 | 2 | 6 |
| Cameron Perkins (5) | Nebraska (G1) | 0 | 1 | 2 |
| Cameron Perkins (6) | Nebraska (G1) | 1 | 0 | 5 |
| Barrett Serrato (3) | Nebraska (G3) | 0 | 0 | 2 |
| David Miller (2) | Nebraska (G3) | 2 | 0 | 4 |
| Kevin Plawecki (4) | Illinois State | 1 | 0 | 4 |
| Barrett Serrato (4) | Michigan St. (G1) | 3 | 0 | 4 |
| David Miller (3) | UCLA (G2) | 0 | 2 | 2 |
| Barrett Serrato (5) | UCLA (G3) | 1 | 1 | 4 |
| Ryan Bridges (1) | Illinois-Chicago | 0 | 0 | 3 |
| Kevin Plawecki (5) | Michigan (G1) | 0 | 1 | 6 |
| Barrett Serrato (6) | Michigan (G1) | 0 | 0 | 8 |
| Cameron Perkins (7) | Michigan (G2) | 0 | 0 | 7 |
| Sean McHugh (2) | Indiana State | 0 | 2 | 9 |
| Cameron Perkins (8) | Iowa (G1) | 0 | 2 | 1 |
| Cameron Perkins (9) | Iowa (G1) | 2 | 1 | 2 |
| Sean McHugh (3) | Iowa (G1) | 0 | 1 | 3 |
| Ryan Bridges (2) | Iowa (G1) | 0 | 0 | 5 |
| Kevin Plawecki (6) | Ohio State | 7 | 1 | 0 |
| Kevin Plawecki (7) | Indiana | 0 | 0 | 8 |

Team Total: 34

- TEAM RECORD WHEN HE HOMERS -

| PLAYER (CAREER HR) | 2012 | CAREER |
|-----------------------|------|--------|
| Angelo Cianfrocco (6) | 1-1 | 3-2 |
| Stephen Talbott (5) | 1-0 | 3-1 |
| Sean McHugh (5) | 3-0 | 4-1 |
| Brad Schreiber (4) | - | 3-1 |

- RECORDS WHEN HE STARTED -

| PLAYER | STARTS | TEAM | PITCHER |
|-----------------------|--------|------|---------|
| - 2012 - | | | |
| Robert Ramer | 10 | 9-1 | 6-1 |
| Connor Podkul | 9 | 6-3 | 2-3 |
| Mike Gaglianese | 1 | 1-0 | 0-0 |
| - 2011 - | | | |
| Brad Schreiber | 8 | 6-2 | 4-0 |
| Robert Ramer | 6 | 5-1 | 4-0 |
| - 2010 - | | | |
| Robert Ramer | 3 | 3-0 | 2-0 |
| Pat Gannon | 3 | 3-0 | 3-0 |
| Brad Schreiber | 1 | 0-1 | 0-1 |
| - MULTI-YEAR CAREER - | | | |
| Robert Ramer | 19 | 17-2 | 12-1 |
| Brad Schreiber | 9 | 6-3 | 4-1 |

THE LAST TIME PURDUE

TEAM/PLAYER/PITCHER...

- Had 7 at-bats (7-Ties PUR record)
- 7 - Cameron Perkins (Michigan St., 4-28-12)
- Had 5 hits (5-Ties PUR record)
- 5 - Kevin Plawecki (at Tenn. Tech, 3-20-11)
- Scored 5 runs (5-Ties PUR record)
- 5 - David Blount (at Morehead St., 2-27-11)
- Had 7 RBIs (9-Ties PUR record)
- 8 - Neal Gorka (Indiana, 4-16-06)
- Hit 3 doubles (4-Ties Purdue record)
- 3 - Kevin Plawecki (at Michigan St., 5-8-11)
- Hit 2 triples (2-Ties Purdue record)
- 2 - Tyler Spillner (Chicago State, 3-27-10)
- Hit 2 home runs
- 2 - Cameron Perkins (at Iowa, 5-17-12)
- Hit 3 home runs (3-Ties PUR record)
- 3 - Dan Black (vs Indiana, 5-24-08)
- Hit a grand slam
- Barrett Serrato (Michigan State, 4-27-12)
- Hit a pinch hit home run
- Sean McHugh (Indiana State, 5-15-12)
- Recorded 10 total bases
- Cameron Perkins (Indiana, 5-1-11)
- Recorded 10 strikeouts
- 10 - Lance Breedlove (at Ohio St., 3-24-12)
- Threw a 9-inning complete game
- Joe Haase (Michigan, 5-11-12)
- Shutout an opponent
- Won 3-0 vs Indiana (5-26-12)
- Played an extra-innings game
- Won 2-1 in 10 vs Indiana St. (5-15-12)
- Scored 20 runs (Purdue record, 37)
- 22 - at Murray State (3-10-12)
- Recorded 20 hits (Purdue record, 30)
- 30 - at Murray State (3-10-12)
- Recorded 20 RBIs (Purdue record, 27)
- 21 - at Murray State (3-10-12)
- Hit 7 doubles (Purdue record, 10)
- 8 - at Morehead State (2-27-11)
- Hit 3 triples (Purdue record, 4)
- 3 - at Ohio (3-19-10)
- Hit 5 home runs (Purdue record, 6)
- 5 - Penn State (4-16-10)
- Struck out 12 batters (Purdue record, 17)
- 13 - vs Cincinnati (2-18-12)
- Turned 4 double plays (Purdue record, 5)
- 4 - at Murray State (3-10-12)
- Purdue scored 10+ runs in an inning
- 10 - 9th Inning at UCLA (5-6-12)
- Purdue batter did not strikeout
- at Nebraska (4-22-12)

NEW PROGRAM RECORDS SET IN 2012

SINGLE-SEASON TEAM MARKS

Wins: 45 (Previous Record: 37)

ERA: 3.16 (Previous: 3.35)

Innings: 527 2/3 (Previous: 504 1/3)

Fewest Walks per 9 IP: 2.18 (Previous: 2.63)

WHIP: 1.21 (Previous: 1.36)

Batting Average: 3.16 (Tied Record)

At-bats: 2,107 (Previous: 2,038)

Hits: 665 (Previous: 636)

- CAREER-HIGH PERFORMANCES -

Hits (Minimum 3)

| PLAYER | TOTAL | OPPONENT & DATE |
|-------------------|-------|--|
| Stephen Talbott | 4 | On Three Occasions |
| | | Most Recently: at Ball State (4/11/12) |
| Angelo Cianfrocco | 3 | on Five Occasions |
| | | Most Recently: at Ball State (4/11/12) |
| Sean McHugh | 3 | Illinois-Chicago (5/9/12) |
| Brad Schreiber | 3 | on Two Occasions |
| | | Most Recently: at Morehead State (2/26/11) |

RBIs (Minimum 3)

| PLAYER | TOTAL | OPPONENT & DATE |
|-------------------|-------|--|
| Angelo Cianfrocco | 4 | Chicago State (3/26/10) |
| Sean McHugh | 4 | at Wichita State (3/16/12) |
| Brad Schreiber | 4 | at Southern Illinois (5/9/10) |
| Stephen Talbott | 4 | On Two Occasions |
| | | Most Recently: at Murray State (3/11/12) |

MULTI-HOMER GAMES

| PLAYER | HRs | OPPONENT & DATE |
|-------------------|-----|-----------------------------|
| Angelo Cianfrocco | 2 | at Morehead State (2/26/11) |
| Stephen Talbott | 2 | at Missouri (3/30/10) |

LEADOFF HOME RUNS TO BEGIN A GAME

| PLAYER | OPPONENT & DATE |
|-----------------|-----------------------|
| Stephen Talbott | at Missouri (3/30/10) |

INNINGS PITCHED (Minimum 5)

| PLAYER | TOTAL | OPPONENT & DATE |
|----------------|-------|-------------------------|
| Robert Ramer | 8 | IPFW (3/28/12) |
| Brad Schreiber | 7 | at UT Martin (3/13/11) |
| Connor Podkul | 6 1/3 | Illinois (4/15/12) |
| Pat Gannon | 6 | Chicago State (3/26/10) |

STRIKEOUTS (Minimum 5)

| PLAYER | TOTAL | OPPONENT & DATE |
|----------------|-------|--------------------------|
| Robert Ramer | 9 | IPFW (3/28/12) |
| Brad Schreiber | 8 | at Tenn. Tech (3/20/11) |
| Pat Gannon | 7 | at Tenn. Tech (3/18/11) |
| Connor Podkul | 6 | at Northwestern (4/8/12) |

- 2012 BIG-INNING BREAKDOWN - (Minimum 4 Runs Scored)

PURDUE

| RUNS | OPPONENT | INNING | DATE | WON GAME |
|------|-----------------|--------|---------|------------|
| 12 | at Ball State | 6 | 4/11/12 | Yes, 15-2 |
| 10 | at UCLA | 9 | 5/6/12 | Yes, 15-11 |
| 9 | vs Notre Dame | 6 | 2/19/12 | Yes, 15-8 |
| 8 | at Murray St. | 9 | 3/10/12 | Yes, 22-1 |
| 8 | at Murray St. | 6 | 3/10/12 | Yes, 22-1 |
| 7 | vs So. Miss | 7 | 3/3/12 | Yes, 10-9 |
| 7 | vs W. Carolina | 6 | 2/26/12 | Yes, 14-7 |
| 5 | at Iowa | 7 | 5/19/12 | No |
| 5 | at Wichita St. | 7 | 3/15/12 | Yes, 8-3 |
| 4 | at Iowa | 1 | 5/17/12 | Yes, 11-8 |
| 4 | Ill.-Chicago | 6 | 5/9/12 | Yes, 11-4 |
| 4 | Michigan St. | 4 | 4/27/12 | Yes, 6-2 |
| 4 | at Nebraska | 4 | 4/22/12 | Yes, 8-3 |
| 4 | at Nebraska | 1 | 4/20/12 | Yes, 8-5 |
| 4 | at Ill.-Chicago | 2 | 4/17/12 | Yes, 12-2 |
| 4 | at Ill.-Chicago | 1 | 4/17/12 | Yes, 12-2 |
| 4 | at Northwestern | 4 | 4/8/12 | Yes, 8-4 |
| 4 | at Northwestern | 8 | 4/6/12 | Yes, 7-0 |
| 4 | Penn State | 8 | 3/30/12 | Yes, 9-3 |
| 4 | at Ohio State | 7 | 3/24/12 | Yes, 8-5 |
| 4 | at Wichita St. | 6 | 3/16/12 | Yes, 10-5 |
| 4 | at Murray St. | 9 | 3/11/12 | Yes, 13-2 |
| 4 | at Murray St. | 6 | 3/11/12 | Yes, 13-2 |
| 4 | vs W. Carolina | 2 | 2/26/12 | Yes, 14-7 |

Total Big Innings: 24 (16 From 6th thru 9th Innings)

OPPONENTS

| RUNS | OPPONENT | INNING | DATE | LOST GAME |
|------|----------------|--------|---------|-----------|
| 7 | Penn State | 3 | 4/1/12 | Yes, 16-6 |
| 5 | at Nebraska | 6 | 4/21/12 | Yes, 8-3 |
| 4 | at Iowa | 4 | 5/18/12 | Yes, 6-1 |
| 4 | at UCLA | 4 | 5/6/12 | No |
| 4 | vs So. Miss | 5 | 3/3/12 | No |
| 4 | vs W. Carolina | 6 | 2/26/12 | No |

- PURDUE ALL-TIME LEADERBOARDS FEATURING ACTIVE BOILERS -

Winning Pct. (min. 10 decisions)

| | |
|--------------------------------|-------------|
| 1. Robert Ramer 2010-Pr | .929 |
| 2. Phil Simpson, 1989-90 | .769 |
| 3. Jeff Isom, 1991-93 | .750 |
| 4. Sean O'Neil, 2000-02 | .733 |
| 5. Jeremy Ballard, 1997-00 | .722 |
| 6. Drew Wurdack, 2007-10 | .706 |
| 7. Joe Haase 2009-12 | .704 |
| 8. Mark Blosser, 1988-92 | .700 |
| Pete Schwartz, 1984-86 | .700 |
| 10. Bob Hallas, 1979-82 | .683 |
| 11. Matt Bischoff, 2007-10 | .657 |
| 12. Ben Kaebisch, 1998-01 | .643 |
| Mike Huene, 1985-86 | .643 |
| 14. Matt Morgan, 2007-11 | .640 |
| 15. Chris Toneyguzzi, 2003-06 | .625 |

Fewest Walks Per 9 IP (min. 75 IP)

| | |
|---------------------------------|--------------|
| 1. Robert Ramer, 2010-Pr | 1.527 |
| 2. Lance Breedlove, 2011-12 | 1.664 |
| 3. Josh Lindblom, 2007-08 | 1.757 |
| 4. Mitch Pruemer, 2002-05 | 1.855 |
| 5. Matt Bischoff, 2007-10 | 1.921 |
| 6. Mike Huene, 1985-86 | 2.039 |
| 7. Nick Wittgren, 2011-12 | 2.152 |
| 8. Joe Haase, 2009-12 | 2.263 |
| 9. Blake Mascarello, 2009-12 | 2.305 |
| 10. Sean Collins, 2009-12 | 2.333 |
| 11. Steve Cunningham, 1964-66 | 2.396 |
| 12. Andrew Groves, 2004-07 | 2.405 |
| 13. Ben Quick, 2000-01 | 2.558 |
| 14. Scott Byrnes, 2002-05 | 2.624 |
| 15. Jeff Reder, 1994-97 | 2.694 |

Earned Run Average (min. 75 IP)

| | |
|---|-------------|
| 1. Steve Krull, 1965-67 | 1.46 |
| 2. Nick Wittgren 2011-12 | 2.54 |
| 3. Steve Cunningham, 1964-66 | 2.81 |
| 4. Bill Johnston, 1969-71 | 3.25 |
| 5. Mike Hedman, 1994-97 | 3.38 |
| 6. Lance Breedlove 2011-12 | 3.39 |
| 7. Chadd Blasko, 2000-02 | 3.47 |
| 8. Trae Dauby, 2003-06 | 3.49 |
| 9. Blake Mascarello 2009-12 | 3.51 |
| 10. Mike Snyder, 1981-84 | 3.58 |
| 11. Mike Purvis, 1964-65 | 3.59 |
| 12. Joe Haase 2009-12 | 3.61 |
| 13. Robert Ramer 2010-Pr | 3.70 |
| 14. Jeff Isom, 1991-93 | 3.91 |
| 15. Dan Sattler, 2004-06 | 3.97 |
| • Brad Schreiber (71.2), 2010-Pr | 3.77 |

Earned Run Average (min. 125 IP)

| | |
|--|-------------|
| 1. Steve Krull, 1965-67 | 1.46 |
| 2. Steve Cunningham, 1964-66 | 2.81 |
| 3. Bill Johnston, 1969-71 | 3.25 |
| 4. Mike Hedman, 1994-97 | 3.38 |
| 5. Lance Breedlove 2011-12 | 3.39 |
| 6. Chadd Blasko, 2000-02 | 3.47 |
| 7. Trae Dauby, 2003-06 | 3.49 |
| 8. Blake Mascarello 2009-12 | 3.51 |
| 9. Joe Haase, 2009-12 | 3.61 |
| 10. Jeff Isom, 1991-93 | 3.91 |
| 11. Dan Sattler, 2004-06 | 3.97 |
| 12. Matt Bischoff, 2007-10 | 3.98 |
| 13. Andy Swain, 1985-89 | 4.11 |
| 14. Matt Kinzer, 1982-84 | 4.14 |
| 15. Chris Toneyguzzi, 2003-05 | 4.16 |
| • Robert Ramer (108.2), 2010-Pr | 3.70 |

Strikeout-to-Walk Ratio (min. 75 IP)

| | |
|---|--------------|
| 1. Josh Lindblom, 2007-08 | 5.000 |
| 2. Nick Wittgren, 2011-12 | 4.273 |
| 3. Matt Bischoff, 2007-10 | 4.217 |
| 4. Lance Breedlove, 2011-12 | 4.037 |
| 5. Robert Ramer, 2010-Pr | 3.684 |
| 6. Mitch Pruemer, 2002-05 | 3.149 |
| 7. Andrew Groves, 2004-07 | 3.032 |
| 8. Blake Mascarello, 2009-12 | 3.000 |
| 9. Andy Swain, 1985-89 | 2.759 |
| 10. Scott Byrnes, 2002-05 | 2.671 |
| 11. Ben Quick, 2000-01 | 2.648 |
| 12. Jay Buente, 2003-06 | 2.621 |
| 13. Matt Morgan, 2007-11 | 2.565 |
| 14. Joe Haase, 2009-12 | 2.542 |
| 15. Chadd Blasko, 2000-02 | 2.476 |
| • Brad Schreiber (71.2), 2010-Pr | 2.800 |

Fewest Hits Per 9 IP (min. 75 IP)

| | |
|---|--------------|
| 1. Steve Krull, 1965-67 | 6.006 |
| 2. Bill Johnston, 1969-71 | 6.854 |
| 3. Steve Cunningham, 1964-66 | 7.130 |
| 4. Sherard Clinkscales, 1990-92 | 7.255 |
| 5. Andy Swain, 1985-89 | 7.730 |
| 6. Nick Wittgren, 2011-12 | 8.022 |
| 7. Kevin Cahill, 2007-10 | 8.042 |
| 8. Jim Rust, 1976-79 | 8.280 |
| 9. Eric Volk, 1982-85 | 8.625 |
| 10. Ben Quick, 2000-01 | 8.716 |
| 11. Jeff Isom, 1991-93 | 8.719 |
| 12. Matt Kinzer, 1982-84 | 8.749 |
| 13. Mike Purvis, 1964-66 | 8.806 |
| 14. Robert Ramer, 2010-Pr | 8.839 |
| 15. Greg Conwell, 1969-71 | 8.861 |
| • Brad Schreiber (71.2), 2010-Pr | 8.163 |

Strikeouts Per 9 IP (min. 75 IP)

| | |
|---|--------------|
| 1. Nick Wittgren 2011-12 | 9.196 |
| 2. Josh Lindblom, 2007-08 | 8.785 |
| 3. Sherard Clinkscales, 1990-92 | 8.724 |
| 4. Andy Swain, 1985-89 | 8.221 |
| 5. Matt Bischoff, 2007-10 | 8.101 |
| 6. Matt Morgan, 2007-11 | 8.019 |
| 7. Matt Luce, 1994-97 | 7.803 |
| 8. Jay Buente, 2003-06 | 7.628 |
| 9. Chris Bloomer, 1994-97 | 7.592 |
| 10. Drew Wurdack, 2007-10 | 7.576 |
| 11. Dan Zanolta, 1992-93 | 7.560 |
| 12. Chris Toneyguzzi, 2003-06 | 7.546 |
| 13. Jeremy Ballard, 1997-00 | 7.453 |
| 14. Matt Kinzer, 1982-84 | 7.409 |
| 15. Eric Delaney, 1993-96 | 7.320 |
| • Brad Schreiber (71.2), 2010-Pr | 8.791 |

Wins

| | |
|--------------------------------|-----------|
| 1. Bob Hallas, 1979-82 | 28 |
| 2. Matt Bischoff, 2007-10 | 23 |
| 3. Chris Bloomer, 1994-97 | 22 |
| Mike Hedman, 1994-97 | 22 |
| Jason Smith, 1990-93 | 22 |
| 6. John Carrico, 1986-89 | 21 |
| 7. Tom Morey, 1991-94 | 20 |
| John Carrico, 1986-89 | 20 |
| Andy Swain, 1985-89 | 20 |
| 10. Joe Haase 2009-12 | 19 |
| Mitch Pruemer, 2002-05 | 18 |
| Jeff Isom, 1991-93 | 18 |
| Keith Flexsenhar, 1988-91 | 18 |
| 14. David Gassner, 1998-01 | 17 |
| 15. Matt Morgan, 2007-11 | 16 |
| Russ Morgan, 1997-00 | 16 |
| Rex Gingerich, 1984-87 | 16 |
| Matt Kinzer, 1982-84 | 16 |
| Bruce Alexander, 1978-81 | 16 |
| • Robert Ramer, 2010-Pr | 13 |

WHIP: Walks + Hits Per IP (min. 75 IP)

| | |
|---|--------------|
| 1. Steve Krull, 1965-67 | 1.046 |
| 2. Steve Cunningham, 1964-66 | 1.058 |
| 3. Nick Wittgren, 2011-12 | 1.130 |
| 4. Robert Ramer, 2010-Pr | 1.152 |
| 5. Lance Breedlove, 2011-12 | 1.171 |
| 6. Andy Swain, 1985-89 | 1.190 |
| 7. Matt Bischoff, 2007-10 | 1.243 |
| 8. Josh Lindblom, 2007-08 | 1.253 |
| Ben Quick, 2000-01 | 1.253 |
| 10. Blake Mascarello, 2009-12 | 1.262 |
| 11. Brian Karpel, 2002-04 | 1.320 |
| 12. Mike Hedman, 1994-97 | 1.321 |
| 13. Chadd Blasko, 2000-02 | 1.322 |
| 14. Mike Purvis, 1964-65 | 1.326 |
| 15. Jeff Isom, 1991-93 | 1.354 |
| • Brad Schreiber (71.2), 2010-Pr | 1.256 |

Triples

| | |
|-------------------------------------|----------|
| 1. Shannon Stigleman, 1992-95 | 13 |
| Jermaine Allensworth, 1991-93 | 13 |
| Jeff Allison, 1984-87 | 13 |
| 4. Rod Metzler, 1994-97 | 12 |
| 5. Tyler Spillner, 2009-12 | 10 |
| Daniel Underwood, 2000-03 | 10 |
| Elam Rossy, 1982-85 | 10 |
| 8. Eric Charles, 2008-12 | 9 |
| Mark Tomsyck, 1995-98 | 9 |
| Dave Omholt, 1989-92 | 9 |
| Mike Galle, 1986-89 | 9 |
| Doug Schreiber, 1983-86 | 9 |
| Gary Petric, 1974-77 | 9 |
| 14. Stephen Talbott, 2010-Pr | 8 |
| Chris Walker, 1997-00 | 8 |
| Mike Biltmire, 1991-93 | 8 |

Stolen Bases

| | |
|-----------------------------------|-----------|
| 1. Dave Scheitlin, 1988-91 | 70 |
| 2. Jeff Allison, 1984-87 | 69 |
| 3. Chris Walker, 1997-00 | 60 |
| 4. Chris Dietrick, 1978-81 | 57 |
| 5. Craig Robertshaw, 1988-91 | 50 |
| 6. Eric Charles 2008-12 | 49 |
| Mitch Hilligoss, 2004-06 | 49 |
| 8. Jermaine Allensworth, 1991-93 | 48 |
| 9. Mark Tomsyck, 1995-98 | 46 |
| 10. Daniel Underwood, 2000-03 | 45 |
| 11. Tyler Spillner, 2009-12 | 41 |
| David Blomberg, 1998-01 | 41 |
| 13. Erik Frei, 1998-00 | 40 |
| Sean Helsel, 1992-93 | 40 |
| 15. Stephen Talbot 2010-Pr | 37 |

Hit By Pitch

| | |
|-----------------------------------|-----------|
| 1. Kevin Plawewski 2010-12 | 40 |
| 2. John Hunter 2003-06 | 39 |
| 3. Dan Black, 2007-09 | 36 |
| Eric Osborn, 2004-07 | 36 |
| 5. Eric Charles 2008-12 | 35 |
| 6. Cameron Perkins 2010-12 | 33 |
| 7. Eric Wolfe, 2003-06 | 28 |
| Nate Sickler, 1998-01 | 28 |
| 9. Bill Bennett, 1994-98 | 25 |
| Sean Helsel, 1992-93 | 25 |
| Jermaine Allensworth, 1991-93 | 25 |
| 12. Simon Klink, 2001-04 | 24 |
| Mitch Koesterm, 2001-04 | 24 |
| Rick Galle, 1993-96 | 24 |
| 15. Ben Fritz, 2003-04 | 23 |
| • Stephen Talbott, 2010-Pr | 18 |

2012 Purdue Boilermakers

A Big Ten Championship Season by the Numbers

0 – Number of runs scored by the opposition while Lance Breedlove was physically on the mound in his 31 innings pitched at Lambert Field in 2012

3 – Number of walk-off wins at home in the final season at Lambert Field

5 – Number of consecutive Big Ten Tournament appearances by Purdue, the longest active streak in the league

5 – Number of players since 1981 to win Big Ten Player/Pitcher of the Year & Tournament MVP in the same season; Kevin Plawecki was the fifth

7 – Number of Purdue players selected in the 2012 MLB First-Year Draft, a program record

7 – Number of runs Purdue scored with two outs in the March 3 comeback win vs. Southern Miss

8 – Number of Purdue players that earned All-Big Ten honors, a program record

8-0 – Purdue's record against teams from the state of Indiana in 2012

10 – Number of runs Purdue scored in the ninth inning in the May 6 comeback win at UCLA

11 – Big Ten Player/Pitcher of the Week honors, a program record

11-3 – Purdue's record vs rival Indiana dating back to the 2008 Big Ten Tournament

14 – Program alumni currently playing professional baseball

14-1 – Purdue's record through the first 15 games of the season, the best start in program history

15 – Number of Academic All-Big Ten honorees

15-1 – Purdue's record in games started by Joe Haase in 2012

17 – Number of consecutive wins in midweek action dating back to March 2011

20 – Number of Big Ten games it took to clinch the league title, the earliest a team clinched since the conference schedule moved from 32 to 24 games in 2009

30 – Number of hits Purdue had in the March 10 win at Murray State, a program record

39-0 – Purdue's record when leading or tied after the sixth inning

45 – Purdue's win total, a program record

.316 & 3.16 – Purdue's Big Ten-leading team batting average & ERA, respectively

408 – Career win total for head coach Doug Schreiber after Purdue completed a series sweep of Illinois on April 15, moving him past Dave Alexander as the program's all-time record holder

.665 – Purdue's winning percentage the last three seasons (2010-12), the best in the Big Ten


172-110 – Purdue's record the last five seasons (2008-12), the best in the Big Ten

1909 – Purdue's last Big Ten championship title

ALEXANDER FIELD


After closing out Lambert Field in thrilling fashion during the 2012 Big Ten championship season, Purdue baseball moved into its new Alexander Field stadium facilities in August 2012. The inaugural season at the new home of the Boilermakers will feature a 23-game schedule. The first game at Alexander Field is set for Tuesday, March 19, 2013. Ohio State will be the opponent for the first Big Ten series (March 22-24) and a formal dedication game is being planned for Saturday, April 20, 2013.

A Big Ten championship ring ceremony and dinner, during which the 2012 team was honored and received its championship rings, was held at the new stadium in the fall of 2012 after the completion of fall practice and the Gold and Black Series.



The \$21 million stadium, financed with athletics department funds, could eventually seat up to 2,500 spectators. The new stadium was named Alexander Field in honor of the late John and Anna Margaret Ross Alexander. The Alexanders were the parents of Dave Alexander, who gave the lead gift for the project. Dave Alexander was Purdue baseball coach from 1978 to 1991 and then an athletics administrator through 1994.

ALEXANDER FIELD




INDOOR HITTING FACILITY



TEAM LOCKER ROOM



CHAIR BACK SEATING



LARGE DUGOUTS



2012 Purdue Baseball
Overall Statistics for Purdue (as of Feb 13, 2013)
(2012 Big East/Big Ten Challenge Sorted by Batting avg)



Record: 3-0 Home: 0-0 Away: 0-0 Neutral: 3-0 Big Ten: 0-0

| Player | avg | gp-gs | ab | r | h | 2b | 3b | hr | rbi | tb | slg% | bb | hp | so | gdp | ob% | sf | sh | sb-att | po | a | e | fld% |
|----------------------|------|-------|-----|----|----|----|----|----|-----|----|------|----|----|----|-----|-------|----|----|--------|----|----|----|-------|
| 11 DIXON, Andrew | .625 | 2-2 | 8 | 2 | 5 | 1 | 0 | 0 | 3 | 6 | .750 | 0 | 0 | 1 | 1 | .625 | 0 | 0 | 0-1 | 2 | 0 | 0 | 1.000 |
| 29 MILLER, David | .462 | 3-3 | 13 | 3 | 6 | 2 | 0 | 0 | 3 | 8 | .615 | 0 | 0 | 3 | 0 | .462 | 0 | 0 | 0-0 | 2 | 6 | 2 | .800 |
| 2 CHARLES, Eric | .462 | 3-3 | 13 | 3 | 6 | 0 | 0 | 0 | 3 | 6 | .462 | 1 | 1 | 1 | 0 | .533 | 0 | 0 | 0-0 | 5 | 10 | 0 | 1.000 |
| 26 PLawecki, Kevin | .385 | 3-3 | 13 | 3 | 5 | 1 | 1 | 0 | 2 | 8 | .615 | 1 | 1 | 1 | 1 | .467 | 0 | 0 | 1-1 | 24 | 4 | 0 | 1.000 |
| 36 TALBOTT, Stephen | .364 | 3-3 | 11 | 4 | 4 | 0 | 0 | 0 | 1 | 4 | .364 | 1 | 0 | 4 | 0 | .417 | 0 | 0 | 2-2 | 6 | 0 | 0 | 1.000 |
| 23 SERRATO, Barrett | .333 | 3-3 | 12 | 3 | 4 | 3 | 0 | 0 | 4 | 7 | .583 | 2 | 0 | 2 | 0 | .429 | 0 | 0 | 1-1 | 3 | 0 | 0 | 1.000 |
| 44 SPILLNER, Tyler | .333 | 3-3 | 9 | 6 | 3 | 0 | 0 | 0 | 0 | 3 | .333 | 5 | 0 | 1 | 0 | .571 | 0 | 1 | 0-1 | 5 | 0 | 0 | 1.000 |
| 21 BRIDGES, Ryan | .250 | 3-3 | 12 | 1 | 3 | 0 | 0 | 0 | 1 | 3 | .250 | 1 | 0 | 2 | 1 | .308 | 0 | 1 | 0-0 | 32 | 0 | 0 | 1.000 |
| 22 PERKINS, Cameron | .231 | 3-3 | 13 | 5 | 3 | 0 | 0 | 1 | 6 | 6 | .462 | 0 | 2 | 2 | 0 | .333 | 0 | 0 | 0-0 | 1 | 11 | 0 | 1.000 |
| ----- | | | | | | | | | | | | | | | | | | | | | | | |
| 8 CIANFROCCO, Angelo | .250 | 1-1 | 4 | 0 | 1 | 0 | 0 | 0 | 0 | 1 | .250 | 0 | 0 | 2 | 1 | .250 | 0 | 0 | 0-0 | 0 | 0 | 0 | .000 |
| 42 ANTONELLI, Chris | .000 | 1-0 | 1 | 0 | 0 | 0 | 0 | 0 | 0 | 0 | .000 | 0 | 0 | 0 | 0 | .000 | 0 | 0 | 0-0 | 0 | 0 | 0 | .000 |
| 17 McHUGH, Sean | .000 | 1-0 | 0 | 0 | 0 | 0 | 0 | 0 | 0 | 0 | .000 | 0 | 1 | 0 | 0 | 1.000 | 0 | 0 | 0-0 | 0 | 0 | 0 | .000 |
| Totals | .367 | 3 | 109 | 30 | 40 | 7 | 1 | 1 | 23 | 52 | .477 | 11 | 5 | 19 | 4 | .448 | 0 | 2 | 4-6 | 81 | 34 | 2 | .983 |
| Opponents | .264 | 3 | 106 | 12 | 28 | 4 | 0 | 1 | 12 | 35 | .330 | 4 | 4 | 25 | 1 | .313 | 1 | 1 | 1-1 | 75 | 33 | 14 | .885 |

LOB - Team (22), Opp (23). DPs turned - Team (1), Opp (7).

(2012 Big East/Big Ten Challenge Sorted by Earned run avg)

| Player | era | w-l | app | gs | cg | sho | sv | ip | h | r | er | bb | so | 2b | 3b | hr | b/avg | wp | hp | bk | sfa | sha |
|------------------------|-------|-----|-----|----|----|-----|----|------|----|----|----|----|----|----|----|----|-------|----|----|----|-----|-----|
| 45 BREEDLOVE, Lance | 0.00 | 1-0 | 1 | 1 | 0 | 0/1 | 0 | 7.0 | 2 | 0 | 0 | 0 | 11 | 0 | 0 | 0 | .083 | 0 | 0 | 0 | 0 | 0 |
| 13 MASCARELLO, Blake | 0.00 | 1-0 | 1 | 0 | 0 | 0/0 | 0 | 4.0 | 2 | 0 | 0 | 0 | 3 | 0 | 0 | 0 | .143 | 0 | 0 | 0 | 0 | 0 |
| 32 ANDRZEJEWSKI, Brett | 3.00 | 0-0 | 2 | 0 | 0 | 0/1 | 0 | 3.0 | 3 | 1 | 1 | 1 | 1 | 0 | 0 | 0 | .273 | 0 | 0 | 0 | 1 | 0 |
| 1 HAASE, Joe | 7.20 | 0-0 | 1 | 1 | 0 | 0/0 | 0 | 5.0 | 8 | 4 | 4 | 0 | 2 | 0 | 0 | 1 | .364 | 0 | 1 | 0 | 0 | 1 |
| ----- | | | | | | | | | | | | | | | | | | | | | | |
| 39 SUDBURY, Mike | 0.00 | 0-0 | 1 | 0 | 0 | 0/0 | 0 | 0.1 | 0 | 0 | 0 | 0 | 1 | 0 | 0 | 0 | .000 | 0 | 0 | 0 | 0 | 0 |
| 37 COLLINS, Sean | 3.86 | 1-0 | 1 | 0 | 0 | 0/0 | 0 | 2.1 | 3 | 1 | 1 | 1 | 1 | 1 | 0 | 0 | .375 | 0 | 0 | 0 | 0 | 0 |
| 28 WITTGREN, Nick | 3.86 | 0-0 | 2 | 0 | 0 | 0/1 | 0 | 2.1 | 3 | 1 | 1 | 0 | 5 | 2 | 0 | 0 | .300 | 0 | 0 | 0 | 0 | 0 |
| 35 GUNTER, Calvin | 6.75 | 0-0 | 1 | 1 | 0 | 0/0 | 0 | 2.2 | 4 | 3 | 2 | 2 | 1 | 0 | 0 | 0 | .333 | 0 | 2 | 2 | 0 | 0 |
| 8 CIANFROCCO, Angelo | 54.00 | 0-0 | 1 | 0 | 0 | 0/0 | 0 | 0.1 | 3 | 2 | 2 | 0 | 0 | 1 | 0 | 0 | .750 | 1 | 1 | 0 | 0 | 0 |
| Totals | 3.67 | 3-0 | 3 | 3 | 0 | 1/1 | 0 | 27.0 | 28 | 12 | 11 | 4 | 25 | 4 | 0 | 1 | .264 | 1 | 4 | 2 | 1 | 1 |
| Opponents | 9.72 | 0-3 | 3 | 3 | 0 | 0/0 | 0 | 25.0 | 40 | 30 | 27 | 11 | 19 | 7 | 1 | 1 | .367 | 5 | 5 | 2 | 0 | 2 |

PB - Team (1), PLawecki 1. Pickoffs - Team (1), PLawecki 1. SBA/ATT - HAASE (1-1), PLawecki (1-1).



2012 Purdue Baseball
Connecticut vs Purdue
Feb 18, 2012 at St. Petersburg, Fla. (Walter Fuller Comp.)



Connecticut 4 (1-1)

| Player | ab | r | h | rbi | bb | so | po | a | lob |
|--------------------|-----------|----------|-----------|----------|----------|----------|-----------|-----------|----------|
| Ferriter, Billy cf | 5 | 1 | 1 | 0 | 0 | 1 | 2 | 0 | 1 |
| Martin, Tim 3b | 4 | 0 | 0 | 0 | 0 | 0 | 1 | 1 | 1 |
| Mazzilli, LJ 2b | 4 | 1 | 1 | 1 | 0 | 1 | 3 | 4 | 0 |
| Fuller, Ryan 1b | 4 | 2 | 2 | 1 | 0 | 1 | 6 | 1 | 0 |
| Pavone, Joe c | 3 | 0 | 2 | 1 | 0 | 0 | 9 | 0 | 0 |
| Verdi, Tom ss | 4 | 0 | 1 | 1 | 0 | 0 | 1 | 4 | 2 |
| Sulzicki, John dh | 4 | 0 | 1 | 0 | 0 | 1 | 0 | 0 | 0 |
| Aceto, Anthony rf | 4 | 0 | 0 | 0 | 0 | 1 | 0 | 0 | 3 |
| Yavarone, Eric lf | 4 | 0 | 2 | 0 | 0 | 0 | 1 | 0 | 0 |
| Butler, Pat p | 0 | 0 | 0 | 0 | 0 | 0 | 1 | 1 | 0 |
| Fischer, David p | 0 | 0 | 0 | 0 | 0 | 0 | 0 | 0 | 0 |
| Hurvul, Ted p | 0 | 0 | 0 | 0 | 0 | 0 | 0 | 0 | 0 |
| Healey, Michael p | 0 | 0 | 0 | 0 | 0 | 0 | 0 | 0 | 0 |
| Totals | 36 | 4 | 10 | 4 | 0 | 5 | 24 | 11 | 7 |

Purdue 9 (1-0)

| Player | ab | r | h | rbi | bb | so | po | a | lob |
|-----------------------|-----------|----------|-----------|----------|----------|----------|-----------|-----------|----------|
| SPILLNER, Tyler cf | 3 | 3 | 2 | 0 | 2 | 0 | 3 | 0 | 0 |
| CHARLES, Eric 2b | 3 | 1 | 2 | 1 | 0 | 0 | 1 | 5 | 0 |
| PERKINS, Cameron 3b | 4 | 2 | 0 | 1 | 0 | 2 | 0 | 4 | 0 |
| PLAWECKI, Kevin c | 5 | 0 | 1 | 1 | 0 | 0 | 4 | 2 | 1 |
| SERRATO, Barrett rf | 5 | 0 | 1 | 2 | 0 | 1 | 2 | 0 | 2 |
| BRIDGES, Ryan 1b | 4 | 0 | 2 | 0 | 0 | 1 | 13 | 0 | 1 |
| CIANFROCCO, Angelo dh | 4 | 0 | 1 | 0 | 0 | 2 | 0 | 0 | 2 |
| MILLER, David ss | 4 | 1 | 2 | 0 | 0 | 1 | 2 | 1 | 1 |
| TALBOTT, Stephen lf | 4 | 2 | 2 | 0 | 0 | 1 | 2 | 0 | 1 |
| HAASE, Joe p | 0 | 0 | 0 | 0 | 0 | 0 | 0 | 1 | 0 |
| MASCARELLO, Blake p | 0 | 0 | 0 | 0 | 0 | 0 | 0 | 1 | 0 |
| Totals | 36 | 9 | 13 | 5 | 2 | 8 | 27 | 14 | 8 |

| Score by Innings | 1 | 2 | 3 | 4 | 5 | 6 | 7 | 8 | 9 | R | H | E |
|------------------|---|---|---|---|---|---|---|---|---|----------|-----------|----------|
| Connecticut | 2 | 0 | 0 | 0 | 2 | 0 | 0 | 0 | 0 | 4 | 10 | 5 |
| Purdue | 2 | 0 | 1 | 0 | 0 | 0 | 3 | 3 | X | 9 | 13 | 0 |

E - Martin 2; Butler 2; Hurvul. DP - Huskies 3. LOB - Huskies 7; Boilermakers 8. 2B - SERRATO(1); MILLER(1). HR - Mazzilli(1). HBP - Pavone; CHARLES; PERKINS. SH - Martin; CHARLES. SB - Fuller; PLAWECKI; SERRATO; TALBOTT.

| Connecticut | ip | h | r | er | bb | so | ab | bf | np | Purdue | ip | h | r | er | bb | so | ab | bf | np |
|-----------------|-----|---|---|----|----|----|----|----|----|-------------------|-----|---|---|----|----|----|----|----|----|
| Butler, Pat | 5.0 | 6 | 3 | 2 | 1 | 2 | 19 | 23 | 65 | HAASE, Joe | 5.0 | 8 | 4 | 4 | 0 | 2 | 22 | 24 | 70 |
| Fischer, David | 2.0 | 6 | 5 | 5 | 1 | 5 | 12 | 13 | 54 | MASCARELLO, Blake | 4.0 | 2 | 0 | 0 | 0 | 3 | 14 | 14 | 50 |
| Hurvul, Ted | 0.0 | 0 | 1 | 0 | 0 | 0 | 1 | 1 | 2 | | | | | | | | | | |
| Healey, Michael | 1.0 | 1 | 0 | 0 | 0 | 1 | 4 | 4 | 18 | | | | | | | | | | |

Win - MASCARELLO (1-0). Loss - Fischer (0-1). Save - None.

WP - Butler; Healey. HBP - by Butler (CHARLES); by HAASE (Pavone); by Butler (PERKINS). BK - Fischer 2. Inherited runners/scored: Fischer 1/0; Hurvul 2/1; Healey 2/2. Pitches/strikes: Butler 65/42; Fischer 54/37; Hurvul 2/1; Healey 18/10; HAASE 70/45; MASCARELLO 50/37.

Umpires -

Start: 10 a.m. Time: 2:30 Attendance: 301

Weather: Overcast, mild, 70s

Butler faced 1 batter in the 6th.

Fischer faced 2 batters in the 8th.

Hurvul faced 1 batter in the 8th.



2012 Purdue Baseball
#15 Louisville at #19 Purdue
Mar 27, 2012 at West Lafayette, Ind. (Lambert Field)



Louisville 1 (18-6)

| Player | ab | r | h | rbi | bb | so | po | a | lob |
|---------------------|-----------|----------|----------|----------|----------|----------|-----------|----------|----------|
| Adam Engel cf | 4 | 0 | 1 | 0 | 0 | 0 | 5 | 0 | 1 |
| Nick Ratajczak 2b | 3 | 1 | 0 | 0 | 0 | 0 | 2 | 2 | 0 |
| Jeff Gardner lf | 4 | 0 | 0 | 0 | 0 | 0 | 5 | 0 | 0 |
| Matt Helms rf | 0 | 0 | 0 | 0 | 0 | 0 | 0 | 0 | 0 |
| Stewart Ijames 1b | 3 | 0 | 0 | 1 | 0 | 0 | 6 | 0 | 1 |
| Ty Young 3b | 4 | 0 | 1 | 0 | 0 | 0 | 0 | 2 | 0 |
| Zach Lucas ss | 4 | 0 | 1 | 0 | 0 | 0 | 1 | 2 | 1 |
| Zak Wasserman dh | 2 | 0 | 0 | 0 | 0 | 0 | 0 | 0 | 0 |
| Mason Snyder ph | 1 | 0 | 1 | 0 | 0 | 0 | 0 | 0 | 0 |
| Sutton Whiting pr | 0 | 0 | 0 | 0 | 0 | 0 | 0 | 0 | 0 |
| Ryan Seiz ph | 1 | 0 | 0 | 0 | 0 | 1 | 0 | 0 | 0 |
| Kyle Gibson c | 3 | 0 | 1 | 0 | 0 | 1 | 8 | 0 | 0 |
| Cole Sturgeon rf/lf | 3 | 0 | 0 | 0 | 1 | 0 | 1 | 0 | 2 |
| Jared Ruxer p | 0 | 0 | 0 | 0 | 0 | 0 | 0 | 1 | 0 |
| Dace Kime p | 0 | 0 | 0 | 0 | 0 | 0 | 0 | 0 | 0 |
| Derek Self p | 0 | 0 | 0 | 0 | 0 | 0 | 0 | 0 | 0 |
| Totals | 32 | 1 | 5 | 1 | 1 | 2 | 28 | 7 | 5 |

| Score by Innings | 1 | 2 | 3 | 4 | 5 | 6 | 7 | 8 | 9 | 10 | R | H | E |
|-------------------------|----------|----------|----------|----------|----------|----------|----------|----------|----------|-----------|----------|----------|----------|
| Louisville | 0 | 0 | 0 | 1 | 0 | 0 | 0 | 0 | 0 | 0 | 1 | 5 | 1 |
| Purdue | 0 | 1 | 0 | 0 | 0 | 0 | 0 | 0 | 0 | 1 | 2 | 5 | 1 |

Note: 1 out, 2 runners LOB when the game ended.

E - Lucas(5); CHARLES(6). DP - Boilermakers 2. LOB - Cardinals 5; Boilermakers 6. 2B - PLawecki(13); CIANFROCCO(2); TALBOTT(3). HBP - Ratajczak; MILLER. SH - Gibson(7); DIXON(5). SF - Ijames(2). SB - Engel(19).

| Louisville | ip | h | r | er | bb | so | ab | bf | np |
|-------------------|-----------|----------|----------|-----------|-----------|-----------|-----------|-----------|-----------|
| Jared Ruxer | 7.0 | 3 | 1 | 1 | 0 | 4 | 25 | 25 | 91 |
| Dace Kime | 1.1 | 0 | 0 | 0 | 1 | 1 | 4 | 5 | 18 |
| Derek Self | 1.0 | 2 | 1 | 1 | 0 | 1 | 4 | 6 | 28 |

Purdue 2 (17-4)

| Player | ab | r | h | rbi | bb | so | po | a | lob |
|-----------------------|-----------|----------|----------|----------|----------|----------|-----------|-----------|----------|
| SPILLNER, Tyler cf | 4 | 0 | 0 | 0 | 0 | 1 | 4 | 0 | 1 |
| CHARLES, Eric 2b | 4 | 0 | 0 | 0 | 0 | 1 | 2 | 2 | 0 |
| PERKINS, Cameron 3b | 3 | 0 | 0 | 0 | 1 | 1 | 0 | 0 | 0 |
| PLawecki, Kevin c | 4 | 1 | 1 | 0 | 0 | 0 | 3 | 2 | 0 |
| SERRATO, Barrett rf | 4 | 0 | 1 | 1 | 0 | 2 | 4 | 0 | 1 |
| Cianfrocco, Angelo 1b | 4 | 1 | 1 | 0 | 0 | 1 | 10 | 1 | 1 |
| DIXON, Andrew dh | 3 | 0 | 0 | 0 | 0 | 0 | 0 | 0 | 0 |
| MILLER, David ss | 3 | 0 | 0 | 0 | 0 | 0 | 2 | 5 | 1 |
| TALBOTT, Stephen lf | 4 | 0 | 2 | 1 | 0 | 0 | 4 | 0 | 0 |
| PODKUL, Connor p | 0 | 0 | 0 | 0 | 0 | 0 | 0 | 2 | 0 |
| MASCARELLO, Blake p | 0 | 0 | 0 | 0 | 0 | 0 | 1 | 0 | 0 |
| Totals | 33 | 2 | 5 | 2 | 1 | 6 | 30 | 12 | 6 |

| Purdue | ip | h | r | er | bb | so | ab | bf | np |
|-------------------|-----------|----------|----------|-----------|-----------|-----------|-----------|-----------|-----------|
| PODKUL, Connor | 6.0 | 0 | 1 | 1 | 1 | 1 | 17 | 20 | 59 |
| MASCARELLO, Blake | 4.0 | 5 | 0 | 0 | 0 | 1 | 15 | 16 | 55 |

Win - MASCARELLO (4-1). Loss - Self (0-1). Save - None.

WP - PODKUL(2); MASCARELLO(2). HBP - by PODKUL (Ratajczak); by Self (MILLER). Inherited runners/scored: Self 1/0.

Pitches/strikes: Ruxer 91/59; Kime 18/13; Self 28/18; PODKUL 59/37; MASCARELLO 55/41.

Umpires - HP: David Uyl 1B: David Condon 3B: Jeff Spisak

Start: 4 p.m. Time: 2:23 Attendance: 763

Weather: Clear, breezy, mild, 70s

[illegible]



Individual Career History



Bischoff, K

| Year | avg | gp-gs | ab | r | h | 2b | 3b | hr | rbi | tb | slg% | bb | hbp | so | gdp | ob% | sf | sh | sb-att | po | a | e | fld% |
|-------|------|-------|----|---|---|----|----|----|-----|----|------|----|-----|----|-----|------|----|----|--------|----|---|---|-------|
| 2010 | .000 | 2-0 | 1 | 0 | 0 | 0 | 0 | 0 | 0 | 0 | .000 | 0 | 0 | 1 | 0 | .000 | 0 | 0 | 0-0 | 1 | 0 | 1 | .500 |
| 2011 | .273 | 14-3 | 11 | 0 | 3 | 1 | 0 | 0 | 2 | 4 | .364 | 2 | 1 | 4 | 0 | .429 | 0 | 1 | 0-0 | 18 | 2 | 0 | 1.000 |
| 2012 | .143 | 7-0 | 7 | 1 | 1 | 0 | 0 | 0 | 0 | 1 | .143 | 0 | 0 | 2 | 0 | .143 | 0 | 0 | 0-0 | 7 | 0 | 0 | 1.000 |
| TOTAL | .211 | 23-3 | 19 | 1 | 4 | 1 | 0 | 0 | 2 | 5 | .263 | 2 | 1 | 7 | 0 | .318 | 0 | 1 | 0-0 | 26 | 2 | 1 | .966 |

Cianfrocco, Angelo

| Year | avg | gp-gs | ab | r | h | 2b | 3b | hr | rbi | tb | slg% | bb | hbp | so | gdp | ob% | sf | sh | sb-att | po | a | e | fld% |
|-------|------|--------|-----|----|----|----|----|----|-----|-----|------|----|-----|----|-----|------|----|----|--------|-----|----|---|-------|
| 2010 | .271 | 43-30 | 107 | 16 | 29 | 6 | 0 | 2 | 19 | 41 | .383 | 11 | 2 | 18 | 3 | .347 | 1 | 0 | 0-0 | 150 | 2 | 0 | 1.000 |
| 2011 | .308 | 27-26 | 91 | 22 | 28 | 7 | 1 | 2 | 13 | 43 | .473 | 11 | 4 | 27 | 2 | .394 | 3 | 0 | 1-2 | 57 | 1 | 0 | 1.000 |
| 2012 | .235 | 46-42 | 153 | 18 | 36 | 8 | 0 | 2 | 25 | 50 | .327 | 9 | 5 | 19 | 4 | .296 | 2 | 0 | 0-1 | 327 | 17 | 2 | .994 |
| TOTAL | .265 | 116-98 | 351 | 56 | 93 | 21 | 1 | 6 | 57 | 134 | .382 | 31 | 11 | 64 | 9 | .338 | 6 | 0 | 1-3 | 534 | 20 | 2 | .996 |

| Year | era | w-l | app | gs | cq | sho | sv | ip | h | r | er | bb | so | 2b | 3b | hr | bf | bavg | wp | hbp | bk | sfa | sha |
|-------|-------|-----|-----|----|----|-----|----|-----|----|---|----|----|----|----|----|----|----|------|----|-----|----|-----|-----|
| 2011 | 4.05 | 1-0 | 5 | 0 | 0 | 0/0 | 0 | 6.2 | 7 | 3 | 3 | 1 | 7 | 3 | 0 | 1 | 29 | .280 | 0 | 1 | 0 | 1 | 1 |
| 2012 | 40.50 | 0-0 | 2 | 0 | 0 | 0/0 | 0 | 0.2 | 5 | 3 | 3 | 0 | 0 | 1 | 0 | 0 | 8 | .714 | 1 | 1 | 0 | 0 | 0 |
| TOTAL | 7.36 | 1-0 | 7 | 0 | 0 | 0/0 | 0 | 7.1 | 12 | 6 | 6 | 1 | 7 | 4 | 0 | 1 | 37 | .375 | 1 | 2 | 0 | 1 | 1 |

EICHMANN, Joe

| Year | avg | gp-gs | ab | r | h | 2b | 3b | hr | rbi | tb | slg% | bb | hbp | so | gdp | ob% | sf | sh | sb-att | po | a | e | fld% |
|-------|------|-------|-----|----|----|-----|----|-----|-----|----|------|----|-----|----|-----|-----|----|------|--------|-----|----|-----|------|
| Year | era | w-l | app | gs | cq | sho | sv | ip | h | r | er | bb | so | 2b | 3b | hr | bf | bavg | wp | hbp | bk | sfa | sha |
| 2012 | 0.00 | 0-0 | 3 | 0 | 0 | 0/0 | 0 | 4.0 | 4 | 3 | 0 | 0 | 4 | 1 | 0 | 0 | 17 | .235 | 1 | 0 | 0 | 0 | 0 |
| TOTAL | 0.00 | 0-0 | 3 | 0 | 0 | 0/0 | 0 | 4.0 | 4 | 3 | 0 | 0 | 4 | 1 | 0 | 0 | 17 | .235 | 1 | 0 | 0 | 0 | 0 |

GAGLIANESE, Mike

| Year | avg | gp-gs | ab | r | h | 2b | 3b | hr | rbi | tb | slg% | bb | hbp | so | gdp | ob% | sf | sh | sb-att | po | a | e | fld% |
|-------|------|-------|-----|----|----|-----|----|-----|-----|----|------|----|-----|----|-----|-----|----|------|--------|-----|----|-----|------|
| Year | era | w-l | app | gs | cq | sho | sv | ip | h | r | er | bb | so | 2b | 3b | hr | bf | bavg | wp | hbp | bk | sfa | sha |
| 2012 | 9.00 | 0-0 | 3 | 1 | 0 | 0/0 | 0 | 5.0 | 5 | 5 | 5 | 4 | 4 | 1 | 0 | 1 | 23 | .263 | 0 | 0 | 0 | 0 | 0 |
| TOTAL | 9.00 | 0-0 | 3 | 1 | 0 | 0/0 | 0 | 5.0 | 5 | 5 | 5 | 4 | 4 | 1 | 0 | 1 | 23 | .263 | 0 | 0 | 0 | 0 | 0 |

Gannon, Pat

| Year | avg | gp-gs | ab | r | h | 2b | 3b | hr | rbi | tb | slg% | bb | hbp | so | gdp | ob% | sf | sh | sb-att | po | a | e | fld% |
|-------|------|-------|----|---|---|----|----|----|-----|----|------|----|-----|----|-----|------|----|----|--------|----|---|---|-------|
| 2010 | .000 | 0-0 | 0 | 0 | 0 | 0 | 0 | 0 | 0 | 0 | .000 | 0 | 0 | 0 | 0 | .000 | 0 | 0 | 0-0 | 1 | 5 | 1 | .857 |
| 2011 | .000 | 0-0 | 0 | 0 | 0 | 0 | 0 | 0 | 0 | 0 | .000 | 0 | 0 | 0 | 0 | .000 | 0 | 0 | 0-0 | 0 | 1 | 0 | 1.000 |
| 2012 | .000 | 0-0 | 0 | 0 | 0 | 0 | 0 | 0 | 0 | 0 | .000 | 0 | 0 | 0 | 0 | .000 | 0 | 0 | 0-0 | 3 | 0 | 0 | 1.000 |
| TOTAL | .000 | 0-0 | 0 | 0 | 0 | 0 | 0 | 0 | 0 | 0 | .000 | 0 | 0 | 0 | 0 | .000 | 0 | 0 | 0-0 | 4 | 6 | 1 | .909 |

| Year | era | w-l | app | gs | cq | sho | sv | ip | h | r | er | bb | so | 2b | 3b | hr | bf | bavg | wp | hbp | bk | sfa | sha |
|-------|------|-----|-----|----|----|-----|----|------|----|----|----|----|----|----|----|----|-----|------|----|-----|----|-----|-----|
| 2010 | 6.65 | 4-1 | 10 | 3 | 0 | 0/0 | 0 | 21.2 | 27 | 19 | 16 | 9 | 14 | 2 | 0 | 3 | 101 | .297 | 0 | 1 | 0 | 0 | 0 |
| 2011 | 5.59 | 1-0 | 15 | 0 | 0 | 0/0 | 1 | 19.1 | 34 | 12 | 12 | 9 | 13 | 9 | 0 | 4 | 99 | .382 | 0 | 1 | 0 | 0 | 0 |
| 2012 | 1.35 | 1-0 | 9 | 0 | 0 | 0/0 | 0 | 13.1 | 13 | 3 | 2 | 7 | 13 | 1 | 0 | 1 | 61 | .245 | 0 | 0 | 0 | 0 | 1 |
| TOTAL | 4.97 | 6-1 | 34 | 3 | 0 | 0/0 | 1 | 54.1 | 74 | 34 | 30 | 25 | 40 | 12 | 0 | 8 | 261 | .318 | 0 | 2 | 0 | 0 | 1 |



Individual Career History



Hansen, Jake

| Year | avg | gp-gs | ab | r | h | 2b | 3b | hr | rbi | tb | slg% | bb | hbp | so | gdp | ob% | sf | sh | sb-att | po | a | e | fld% |
|-------|------|-------|----|---|----|----|----|----|-----|----|------|----|-----|----|-----|-------|----|----|--------|----|----|---|-------|
| 2010 | .273 | 6-4 | 11 | 1 | 3 | 0 | 0 | 0 | 0 | 3 | .273 | 1 | 1 | 2 | 0 | .385 | 0 | 0 | 0-1 | 3 | 8 | 0 | 1.000 |
| 2011 | .241 | 22-3 | 29 | 2 | 7 | 2 | 0 | 0 | 4 | 9 | .310 | 3 | 2 | 5 | 0 | .343 | 1 | 1 | 0-1 | 10 | 15 | 4 | .862 |
| 2012 | .000 | 2-0 | 0 | 0 | 0 | 0 | 0 | 0 | 0 | 0 | .000 | 1 | 0 | 0 | 0 | 1.000 | 0 | 0 | 0-0 | 0 | 0 | 1 | .000 |
| TOTAL | .250 | 30-7 | 40 | 3 | 10 | 2 | 0 | 0 | 4 | 12 | .300 | 5 | 3 | 7 | 0 | .367 | 1 | 1 | 0-2 | 13 | 23 | 5 | .878 |

KRIEG, Brandon

| Year | avg | gp-gs | ab | r | h | 2b | 3b | hr | rbi | tb | slg% | bb | hbp | so | gdp | ob% | sf | sh | sb-att | po | a | e | fld% |
|-------|------|-------|----|---|---|----|----|----|-----|----|------|----|-----|----|-----|------|----|----|--------|----|---|---|-------|
| 2012 | .077 | 12-2 | 13 | 2 | 1 | 0 | 0 | 0 | 0 | 1 | .077 | 0 | 0 | 4 | 0 | .077 | 0 | 1 | 1-1 | 6 | 8 | 0 | 1.000 |
| TOTAL | .077 | 12-2 | 13 | 2 | 1 | 0 | 0 | 0 | 0 | 1 | .077 | 0 | 0 | 4 | 0 | .077 | 0 | 1 | 1-1 | 6 | 8 | 0 | 1.000 |

McHUGH, Sean

| Year | avg | gp-gs | ab | r | h | 2b | 3b | hr | rbi | tb | slg% | bb | hbp | so | gdp | ob% | sf | sh | sb-att | po | a | e | fld% |
|-------|------|-------|-----|----|----|----|----|----|-----|----|------|----|-----|----|-----|------|----|----|--------|-----|----|---|-------|
| 2011 | .200 | 22-9 | 30 | 6 | 6 | 1 | 0 | 2 | 6 | 13 | .433 | 8 | 1 | 5 | 1 | .375 | 1 | 0 | 0-0 | 48 | 1 | 0 | 1.000 |
| 2012 | .317 | 30-19 | 82 | 17 | 26 | 4 | 3 | 3 | 24 | 45 | .549 | 9 | 3 | 21 | 2 | .404 | 0 | 2 | 0-1 | 109 | 10 | 0 | 1.000 |
| TOTAL | .286 | 52-28 | 112 | 23 | 32 | 5 | 3 | 5 | 30 | 58 | .518 | 17 | 4 | 26 | 3 | .396 | 1 | 2 | 0-1 | 157 | 11 | 0 | 1.000 |

OLIVER, Bennett

| Year | avg | gp-gs | ab | r | h | 2b | 3b | hr | rbi | tb | slg% | bb | hbp | so | gdp | ob% | sf | sh | sb-att | po | a | e | fld% |
|-------|------|-------|----|---|---|----|----|----|-----|----|------|----|-----|----|-----|------|----|----|--------|----|---|---|------|
| 2012 | .227 | 13-5 | 22 | 1 | 5 | 0 | 0 | 0 | 5 | 5 | .227 | 4 | 0 | 8 | 0 | .333 | 1 | 0 | 0-0 | 7 | 5 | 1 | .923 |
| TOTAL | .227 | 13-5 | 22 | 1 | 5 | 0 | 0 | 0 | 5 | 5 | .227 | 4 | 0 | 8 | 0 | .333 | 1 | 0 | 0-0 | 7 | 5 | 1 | .923 |

Ramer, Robert

| Year | avg | gp-gs | ab | r | h | 2b | 3b | hr | rbi | tb | slg% | bb | hbp | so | gdp | ob% | sf | sh | sb-att | po | a | e | fld% |
|-------|------|-------|----|---|---|----|----|----|-----|----|------|----|-----|----|-----|------|----|----|--------|----|----|---|-------|
| 2010 | .000 | 0-0 | 0 | 0 | 0 | 0 | 0 | 0 | 0 | 0 | .000 | 0 | 0 | 0 | 0 | .000 | 0 | 0 | 0-0 | 1 | 2 | 0 | 1.000 |
| 2011 | .000 | 0-0 | 0 | 0 | 0 | 0 | 0 | 0 | 0 | 0 | .000 | 0 | 0 | 0 | 0 | .000 | 0 | 0 | 0-0 | 1 | 9 | 0 | 1.000 |
| 2012 | .000 | 0-0 | 0 | 0 | 0 | 0 | 0 | 0 | 0 | 0 | .000 | 0 | 0 | 0 | 0 | .000 | 0 | 0 | 0-0 | 4 | 10 | 0 | 1.000 |
| TOTAL | .000 | 0-0 | 0 | 0 | 0 | 0 | 0 | 0 | 0 | 0 | .000 | 0 | 0 | 0 | 0 | .000 | 0 | 0 | 0-0 | 6 | 21 | 0 | 1.000 |

| Year | era | w-l | app | gs | cq | sho | sv | ip | h | r | er | bb | so | 2b | 3b | hr | bf | bavg | wp | hbp | bk | sfa | sha |
|-------|------|------|-----|----|----|-----|----|-------|-----|----|----|----|----|----|----|----|-----|------|----|-----|----|-----|-----|
| 2010 | 3.38 | 2-0 | 10 | 3 | 0 | 0/1 | 1 | 21.1 | 18 | 13 | 8 | 5 | 8 | 4 | 0 | 2 | 90 | .217 | 2 | 2 | 1 | 0 | 0 |
| 2011 | 4.91 | 5-0 | 13 | 6 | 0 | 0/0 | 0 | 40.1 | 48 | 26 | 22 | 12 | 32 | 13 | 2 | 2 | 181 | .293 | 1 | 2 | 2 | 0 | 3 |
| 2012 | 2.86 | 6-1 | 12 | 10 | 0 | 0/0 | 0 | 50.1 | 44 | 20 | 16 | 2 | 30 | 9 | 0 | 4 | 199 | .230 | 1 | 3 | 0 | 1 | 2 |
| TOTAL | 3.70 | 13-1 | 35 | 19 | 0 | 0/1 | 1 | 112.0 | 110 | 59 | 46 | 19 | 70 | 26 | 2 | 8 | 470 | .251 | 4 | 7 | 3 | 1 | 5 |

Schreiber, Brad

| Year | avg | gp-gs | ab | r | h | 2b | 3b | hr | rbi | tb | slg% | bb | hbp | so | gdp | ob% | sf | sh | sb-att | po | a | e | fld% |
|-------|------|-------|----|---|----|----|----|----|-----|----|------|----|-----|----|-----|------|----|----|--------|----|----|---|-------|
| 2010 | .278 | 29-17 | 79 | 9 | 22 | 4 | 1 | 4 | 15 | 40 | .506 | 7 | 0 | 25 | 1 | .337 | 0 | 0 | 0-0 | 1 | 4 | 1 | .833 |
| 2011 | .286 | 4-4 | 14 | 0 | 4 | 1 | 0 | 0 | 3 | 5 | .357 | 2 | 1 | 6 | 0 | .412 | 0 | 0 | 0-0 | 0 | 7 | 0 | 1.000 |
| TOTAL | .280 | 33-21 | 93 | 9 | 26 | 5 | 1 | 4 | 18 | 45 | .484 | 9 | 1 | 31 | 1 | .350 | 0 | 0 | 0-0 | 1 | 11 | 1 | .923 |

| Year | era | w-l | app | gs | cq | sho | sv | ip | h | r | er | bb | so | 2b | 3b | hr | bf | bavg | wp | hbp | bk | sfa | sha |
|-------|------|-----|-----|----|----|-----|----|------|----|----|----|----|----|----|----|----|-----|------|----|-----|----|-----|-----|
| 2010 | 3.70 | 2-1 | 17 | 1 | 0 | 0/0 | 2 | 24.1 | 29 | 15 | 10 | 9 | 20 | 5 | 0 | 1 | 111 | .296 | 6 | 0 | 1 | 1 | 3 |
| 2011 | 3.80 | 4-0 | 8 | 8 | 0 | 0/0 | 0 | 47.1 | 36 | 21 | 20 | 16 | 50 | 12 | 0 | 2 | 197 | .209 | 4 | 4 | 1 | 2 | 3 |
| TOTAL | 3.77 | 6-1 | 25 | 9 | 0 | 0/0 | 2 | 71.2 | 65 | 36 | 30 | 25 | 70 | 17 | 0 | 3 | 308 | .241 | 10 | 4 | 2 | 3 | 6 |



Individual Career History



Talbott, Stephen

| Year | avg | gp-gs | ab | r | h | 2b | 3b | hr | rbi | tb | slg% | bb | hbp | so | gdp | ob% | sf | sh | sb-att | po | a | e | fld% |
|-------|------|---------|-----|-----|-----|----|----|----|-----|-----|------|----|-----|----|-----|------|----|----|--------|-----|---|---|-------|
| 2010 | .313 | 18-6 | 32 | 13 | 10 | 1 | 0 | 2 | 7 | 17 | .531 | 3 | 1 | 11 | 1 | .389 | 0 | 0 | 5-5 | 8 | 0 | 0 | 1.000 |
| 2011 | .301 | 56-55 | 196 | 55 | 59 | 13 | 2 | 2 | 32 | 82 | .418 | 16 | 14 | 28 | 3 | .392 | 1 | 7 | 17-17 | 83 | 2 | 3 | .966 |
| 2012 | .347 | 50-48 | 173 | 32 | 60 | 4 | 6 | 1 | 18 | 79 | .457 | 7 | 3 | 28 | 3 | .380 | 1 | 12 | 15-20 | 80 | 1 | 5 | .942 |
| TOTAL | .322 | 124-109 | 401 | 100 | 129 | 18 | 8 | 5 | 57 | 178 | .444 | 26 | 18 | 67 | 7 | .387 | 2 | 19 | 37-42 | 171 | 3 | 8 | .956 |

UPP, Kyle

| Year | avg | gp-gs | ab | r | h | 2b | 3b | hr | rbi | tb | slg% | bb | hbp | so | gdp | ob% | sf | sh | sb-att | po | a | e | fld% |
|-------|------|-------|----|---|---|----|----|----|-----|----|------|----|-----|----|-----|------|----|----|--------|----|---|---|-------|
| 2012 | .167 | 10-1 | 12 | 1 | 2 | 0 | 0 | 0 | 1 | 2 | .167 | 0 | 0 | 5 | 0 | .154 | 1 | 0 | 0-0 | 8 | 0 | 0 | 1.000 |
| TOTAL | .167 | 10-1 | 12 | 1 | 2 | 0 | 0 | 0 | 1 | 2 | .167 | 0 | 0 | 5 | 0 | .154 | 1 | 0 | 0-0 | 8 | 0 | 0 | 1.000 |



2012 Purdue Baseball
Overall Statistics for Purdue (as of Feb 13, 2013)
(All games Sorted by Batting avg)



Record: 45-14 Home: 13-3 Away: 20-8 Neutral: 12-3 Big Ten: 17-7

| Player | avg | gp-gs | ab | r | h | 2b | 3b | hr | rbi | tb | slg% | bb | hp | so | gdp | ob% | sf | sh | sb-att | po | a | e | fld% |
|----------------------|------|-------|------|-----|-----|-----|----|----|-----|-----|------|-----|----|-----|-----|-------|----|----|--------|------|-----|----|-------|
| 2 CHARLES, Eric | .362 | 57-57 | 232 | 51 | 84 | 13 | 1 | 0 | 33 | 99 | .427 | 22 | 8 | 21 | 5 | .430 | 3 | 6 | 16-20 | 116 | 180 | 12 | .961 |
| 26 PLawecki, Kevin | .359 | 59-59 | 223 | 54 | 80 | 20 | 4 | 7 | 47 | 129 | .578 | 26 | 12 | 8 | 4 | .445 | 4 | 0 | 3-6 | 311 | 43 | 2 | .994 |
| 22 PERKINS, Cameron | .355 | 58-58 | 242 | 53 | 86 | 15 | 0 | 9 | 61 | 128 | .529 | 13 | 8 | 20 | 1 | .401 | 4 | 6 | 8-11 | 26 | 150 | 14 | .926 |
| 36 TALBOTT, Stephen | .347 | 50-48 | 173 | 32 | 60 | 4 | 6 | 1 | 18 | 79 | .457 | 7 | 3 | 28 | 3 | .380 | 1 | 12 | 15-20 | 80 | 1 | 5 | .942 |
| 23 SERRATO, Barrett | .325 | 59-59 | 234 | 39 | 76 | 13 | 1 | 6 | 49 | 109 | .466 | 22 | 2 | 47 | 4 | .386 | 1 | 4 | 4-5 | 108 | 5 | 6 | .950 |
| 11 DIXON, Andrew | .322 | 47-40 | 149 | 23 | 48 | 2 | 0 | 0 | 17 | 50 | .336 | 10 | 1 | 21 | 5 | .364 | 2 | 7 | 5-8 | 45 | 1 | 3 | .939 |
| 29 MILLER, David | .312 | 58-58 | 205 | 35 | 64 | 12 | 1 | 3 | 32 | 87 | .424 | 23 | 7 | 17 | 4 | .395 | 3 | 5 | 5-7 | 79 | 183 | 10 | .963 |
| 44 SPILLNER, Tyler | .261 | 58-55 | 230 | 43 | 60 | 12 | 1 | 1 | 25 | 77 | .335 | 25 | 4 | 25 | 6 | .340 | 3 | 6 | 5-9 | 125 | 0 | 3 | .977 |
| 8 CIANFROCCO, Angelo | .235 | 46-42 | 153 | 18 | 36 | 8 | 0 | 2 | 25 | 50 | .327 | 9 | 5 | 19 | 4 | .296 | 2 | 0 | 0-1 | 327 | 17 | 2 | .994 |
| ----- | | | | | | | | | | | | | | | | | | | | | | | |
| 16 COGHLAN, Patrick | .500 | 3-0 | 2 | 1 | 1 | 0 | 0 | 0 | 0 | 1 | .500 | 0 | 0 | 1 | 0 | .500 | 0 | 0 | 0-0 | 1 | 0 | 0 | 1.000 |
| 17 McHUGH, Sean | .317 | 30-19 | 82 | 17 | 26 | 4 | 3 | 3 | 24 | 45 | .549 | 9 | 3 | 21 | 2 | .404 | 0 | 2 | 0-1 | 109 | 10 | 0 | 1.000 |
| 21 BRIDGES, Ryan | .282 | 40-27 | 110 | 14 | 31 | 4 | 0 | 2 | 13 | 41 | .373 | 13 | 2 | 19 | 5 | .365 | 1 | 2 | 0-0 | 188 | 12 | 4 | .980 |
| 42 ANTONELLI, Chris | .235 | 14-1 | 17 | 5 | 4 | 1 | 0 | 0 | 3 | 5 | .294 | 3 | 0 | 1 | 0 | .350 | 0 | 0 | 0-0 | 1 | 0 | 1 | .500 |
| 15 OLIVER, Bennett | .227 | 13-5 | 22 | 1 | 5 | 0 | 0 | 0 | 5 | 5 | .227 | 4 | 0 | 8 | 0 | .333 | 1 | 0 | 0-0 | 7 | 5 | 1 | .923 |
| 19 UPP, Kyle | .167 | 10-1 | 12 | 1 | 2 | 0 | 0 | 0 | 1 | 2 | .167 | 0 | 0 | 5 | 0 | .154 | 1 | 0 | 0-0 | 8 | 0 | 0 | 1.000 |
| 38 BISCHOFF, Kyle | .143 | 7-0 | 7 | 1 | 1 | 0 | 0 | 0 | 0 | 1 | .143 | 0 | 0 | 2 | 0 | .143 | 0 | 0 | 0-0 | 7 | 0 | 0 | 1.000 |
| 9 KRIEG, Brandon | .077 | 12-2 | 13 | 2 | 1 | 0 | 0 | 0 | 0 | 1 | .077 | 0 | 0 | 4 | 0 | .077 | 0 | 1 | 1-1 | 6 | 8 | 0 | 1.000 |
| 37 COLLINS, Sean | .000 | 1-0 | 1 | 0 | 0 | 0 | 0 | 0 | 0 | 0 | .000 | 0 | 1 | 1 | 0 | .500 | 0 | 0 | 0-0 | 1 | 3 | 1 | .800 |
| 6 HANSEN, Jake | .000 | 2-0 | 0 | 0 | 0 | 0 | 0 | 0 | 0 | 0 | .000 | 1 | 0 | 0 | 0 | 1.000 | 0 | 0 | 0-0 | 0 | 0 | 1 | .000 |
| Totals | .316 | 59 | 2107 | 390 | 665 | 108 | 17 | 34 | 353 | 909 | .431 | 187 | 56 | 268 | 43 | .382 | 26 | 51 | 62-89 | 1583 | 690 | 74 | .968 |
| Opponents | .253 | 59 | 2007 | 235 | 508 | 81 | 10 | 24 | 219 | 681 | .339 | 128 | 34 | 364 | 53 | .306 | 17 | 42 | 27-46 | 1554 | 680 | 98 | .958 |

LOB - Team (483), Opp (410). DPs turned - Team (59), Opp (62). IBB - Team (7), PLawecki 5, CHARLES 1, PERKINS 1, Opp (1).

Picked off - CHARLES 2, SERRATO 2, MILLER 2, PERKINS 2, TALBOTT 1, McHUGH 1.

(All games Sorted by Earned run avg)

| Player | era | w-l | app | gs | cg | sho | sv | ip | h | r | er | bb | so | 2b | 3b | hr | b/avg | wp | hp | bk | sfa | sha |
|------------------------|-------|-------|-----|----|----|-----|----|-------|-----|-----|-----|-----|-----|-----|----|----|-------|----|----|----|-----|-----|
| 13 MASCARELLO, Blake | 1.86 | 8-1 | 29 | 0 | 0 | 0/2 | 3 | 72.2 | 58 | 23 | 15 | 12 | 49 | 6 | 0 | 3 | .216 | 2 | 2 | 0 | 2 | 6 |
| 1 HAASE, Joe | 3.26 | 11-1 | 16 | 16 | 2 | 2/1 | 0 | 102.0 | 100 | 42 | 37 | 21 | 59 | 13 | 5 | 3 | .260 | 2 | 7 | 0 | 5 | 8 |
| 45 BREEDLOVE, Lance | 3.33 | 8-6 | 16 | 16 | 2 | 1/2 | 0 | 97.1 | 86 | 40 | 36 | 16 | 76 | 15 | 1 | 4 | .238 | 4 | 8 | 0 | 1 | 7 |
| ----- | | | | | | | | | | | | | | | | | | | | | | |
| 33 EICHMANN, Joe | 0.00 | 0-0 | 3 | 0 | 0 | 0/0 | 0 | 4.0 | 4 | 3 | 0 | 0 | 4 | 1 | 0 | 0 | .235 | 1 | 0 | 0 | 0 | 0 |
| 39 SUDBURY, Mike | 0.00 | 0-0 | 7 | 0 | 0 | 0/0 | 0 | 2.1 | 3 | 0 | 0 | 0 | 4 | 0 | 0 | 0 | .273 | 1 | 1 | 0 | 0 | 0 |
| 7 GANNON, Pat | 1.35 | 1-0 | 9 | 0 | 0 | 0/0 | 0 | 13.1 | 13 | 3 | 2 | 7 | 13 | 1 | 0 | 1 | .245 | 0 | 0 | 0 | 0 | 1 |
| 28 WITTGREN, Nick | 1.76 | 3-0 | 26 | 0 | 0 | 0/2 | 10 | 41.0 | 35 | 12 | 8 | 12 | 39 | 7 | 2 | 0 | .238 | 2 | 0 | 0 | 3 | 6 |
| 37 COLLINS, Sean | 2.75 | 1-0 | 13 | 0 | 0 | 0/0 | 0 | 19.2 | 25 | 8 | 6 | 4 | 12 | 4 | 1 | 0 | .321 | 1 | 1 | 0 | 1 | 1 |
| 43 RAMER, Robert | 2.86 | 6-1 | 12 | 10 | 0 | 0/0 | 0 | 50.1 | 44 | 20 | 16 | 2 | 30 | 9 | 0 | 4 | .230 | 1 | 3 | 0 | 1 | 2 |
| 35 GUNTER, Calvin | 3.80 | 2-1 | 15 | 7 | 0 | 0/0 | 0 | 42.2 | 52 | 29 | 18 | 24 | 23 | 9 | 0 | 2 | .302 | 5 | 3 | 2 | 2 | 6 |
| 10 DeANO, Jack | 4.02 | 2-1 | 10 | 0 | 0 | 0/0 | 0 | 15.2 | 15 | 9 | 7 | 11 | 14 | 1 | 0 | 0 | .246 | 0 | 1 | 0 | 0 | 2 |
| 32 ANDRZEJEWSKI, Brett | 4.72 | 1-0 | 13 | 0 | 0 | 0/1 | 0 | 13.1 | 16 | 8 | 7 | 5 | 5 | 3 | 0 | 1 | .291 | 1 | 0 | 0 | 1 | 0 |
| 34 PODKUL, Connor | 4.84 | 2-3 | 12 | 9 | 0 | 0/0 | 0 | 44.2 | 42 | 26 | 24 | 9 | 28 | 8 | 1 | 4 | .251 | 5 | 7 | 0 | 1 | 3 |
| 18 GAGLIANESE, Mike | 9.00 | 0-0 | 3 | 1 | 0 | 0/0 | 0 | 5.0 | 5 | 5 | 5 | 4 | 4 | 1 | 0 | 1 | .263 | 0 | 0 | 0 | 0 | 0 |
| 25 QUINETTE, Andrew | 9.00 | 0-0 | 3 | 0 | 0 | 0/0 | 0 | 3.0 | 5 | 4 | 3 | 1 | 4 | 2 | 0 | 1 | .357 | 2 | 0 | 0 | 0 | 0 |
| 8 CIANFROCCO, Angelo | 40.50 | 0-0 | 2 | 0 | 0 | 0/0 | 0 | 0.2 | 5 | 3 | 3 | 0 | 0 | 1 | 0 | 0 | .714 | 1 | 1 | 0 | 0 | 0 |
| Totals | 3.16 | 45-14 | 59 | 59 | 4 | 6/3 | 13 | 527.2 | 508 | 235 | 185 | 128 | 364 | 81 | 10 | 24 | .253 | 28 | 34 | 2 | 17 | 42 |
| Opponents | 5.56 | 14-45 | 59 | 59 | 7 | 1/0 | 6 | 518.0 | 665 | 390 | 320 | 187 | 268 | 108 | 17 | 34 | .316 | 39 | 56 | 6 | 26 | 51 |

PB - Team (5), PLawecki 3, McHUGH 2, Opp (7). Pickoffs - Team (3), PLawecki 2, HAASE 1, Opp (10). SBA/ATT - PLawecki (25-41), HAASE (7-12), MASCARELLO (4-7), BREEDLOVE (2-6), WITTGREN (3-6), GUNTER (4-5), PODKUL (4-4), McHUGH (2-4), RAMER (1-2), GANNON (1-2), EICHMANN (1-1), ANDRZEJEWSKI (0-1).