



2011 PURDUE BASEBALL

The Final Season at Lambert Field • www.PurdueSports.com

SID Contact Info: Ben Turner >>> benturner@purdue.edu >>> Office: 765-494-3198 >>> Cell: 217-549-7965



– FEBRUARY –

18	+ vs #16 Connecticut	W	10-2
19	+ vs Notre Dame	L	19-2
20	+ vs #30 Pittsburgh	W	5-3
26	at Morehead State	W	11-8
	at Morehead State	L	10-9 (11)
27	at Morehead State	W	18-1
	at Morehead State	W	17-9

– MARCH –

4	at Lipscomb	5 p.m.
5	at Lipscomb	3 p.m.
6	at Lipscomb	2 p.m.
8	at #25 Louisville	3 p.m.
11	at Tennessee-Martin	5 p.m.
12	at Tennessee-Martin	2 p.m.
13	at Tennessee-Martin	2 p.m.
15	at #3 Vanderbilt	5 p.m.
16	at Belmont	5 p.m.
18	at Tennessee Tech	4 p.m.
19	at Tennessee Tech	3 p.m.
20	at Tennessee Tech	2 p.m.
22	ILLINOIS STATE	4 p.m.
23	WABASH	4 p.m.
25	at Bradley	6 p.m.
26	at Bradley	2 p.m.
27	BRADLEY	2 p.m.
29	IPFW	4 p.m.

– APRIL –

1	• at Minnesota (DH, Target Field)	2 p.m.
2	• at Minnesota (Target Field)	2 p.m.
6	at Butler	3 p.m.
8	• MICHIGAN	4 p.m.
9	• MICHIGAN (BTN)	Noon
10	• MICHIGAN	1 p.m.
12	at Ball State	3 p.m.
13	vs IPFW (Parkview Field, Ft. Wayne)	7 p.m.
15	• at Penn State	2 p.m.
16	• at Penn State (BTN)	5 p.m.
17	• at Penn State	Noon
20	at Illinois-Chicago	8 p.m.
22	• at Northwestern	4 p.m.
23	• at Northwestern (BTN)	4 p.m.
24	• at Northwestern	2 p.m.
26	at Valparaiso	4 p.m.
29	• INDIANA	4 p.m.
30	• INDIANA	2 p.m.

– MAY –

1	• INDIANA	1 p.m.
6	• at Michigan State	3 p.m.
7	• at Michigan State	1 p.m.
8	• at Michigan State	1 p.m.
11	BALL STATE	4 p.m.
13	• ILLINOIS	4 p.m.
14	• ILLINOIS	2 p.m.
15	• ILLINOIS (BTN)	3 p.m.
17	ILLINOIS-CHICAGO	4 p.m.
19	• IOWA	4 p.m.
20	• IOWA	4 p.m.
21	• IOWA	2 p.m.
– BIG TEN TOURNAMENT (COLUMBUS, OHIO) –		
25	Opening Round	TBA
26	Second Round	TBA
27	Winner's Bracket Final	TBA
28	Championship Round	TBA

+ BIG EAST/Big Ten Challenge (St. Petersburg, Fla.)
 • Big Ten Conference game
 (BTN) Big Ten Network Television
 (DH) Doubleheader | All Times Eastern
HOME GAMES at LAMBERT FIELD

– NONCONFERENCE PLAY CONTINUES –

PURDUE BOILERMAKERS (5-2 • 2010: 33-24, 12-12 BIG TEN)

AT LIPSCOMB BIONS (6-3 • 2010: 19-36, 9-17 A-SUN)

Three-Game Series • Dugan Field at Marsh Stadium • Nashville, Tenn.

Series Opener: Friday, March 4 • 5 p.m. (EST)

Game Two: Saturday, March 5 • 3 p.m. (EST)

Series Finale: Sunday, March 6 • 2 p.m. (EST)

All-Time Series: Purdue leads 1-0

Last Meeting: Purdue 1, Lipscomb 0 (2004 in Nashville)

Radio: WSHY AM 1410 (Game 1) • **Internet Audio:** www.PurdueSports.com (All 3 Games)

Game Day Central Page – Live Stats, Audio & Blog: www.PurdueSports.com

– PURDUE'S PROBABLE LINEUP –

POS	#	NAME	AVG	RUNS	HITS	XBH	HR	RBI	BB	OBP	SB
CF	44	Tyler Spillner (Jr)	.276	5	8	3	–	4	7	.405	3-4
2B	2	Eric Charles (Jr)	.371	7	13	4	–	5	–	.421	3-4
3B	22	Cameron Perkins (So)	.387	7	12	7	2	11	1	.457	0-0
C	26	Kevin Plawecki (So)	.419	8	13	2	–	7	2	.471	1-3
1B	8	Angelo Cianfrocco (So)	.481	11	13	5	2	6	3	.548	1-1
RF	23	Barrett Serrato (Jr)	.583	11	14	4	–	9	2	.607	1-1
DH	40	Brad Schreiber (So)	.273	–	3	1	–	3	1	.385	0-0
SS	29	David Miller (Jr)	.571	2	8	1	–	4	2	.647	0-1
LF	36	Stephen Talbott (So)	.333	8	7	1	–	5	3	.481	4-4

– PURDUE PLAYERS ALSO AVAILABLE –

POS	#	NAME	AVG	RUNS	HITS	XBH	HR	RBI	BB	OBP	SB
IF	21	Ryan Bridges (Jr)	.364	2	4	2	–	2	1	.462	1-1
IF	6	Jake Hansen (So)	.333	1	3	1	–	–	–	.333	0-0
C/OF	5	Payton Bieker (Sr)	.182	3	2	2	–	2	1	.250	0-0
OF	11	Andrew Dixon (Jr)	.000	1	–	–	–	–	2	.273	1-1
IF	15	David Blount (Sr)	.667	5	2	1	–	3	1	.800	0-0
C	38	Kyle Bischoff (Jr)	.333	–	1	–	–	–	–	.333	0-0
C/OF	17	Sean McHugh (Fr)	.000	1	–	–	–	–	1	.500	0-0
IF	9	Collin DeDecker (Jr)									

– 0-for-1 in 2011 –

– PROBABLE STARTING PITCHERS –

NAME	W-L	GS	IP	H	R-ER	BB	K	ERA	B/AVG
Matt Morgan (Sr, RHP)	1-0	2	9.2	10	8-2	6	9	1.86	.250
vs Richie Goodenow (Sr, LHP)	0-1	2	13	10	6-5	3	16	3.46	.208
Lance Breedlove (Jr, RHP)	0-0	0	3.1	6	6-5	1	4	13.50	.316
vs Connor Sinclair (Jr, RHP)	1-0	2	14	7	0-0	5	18	0.00	.146
Brad Schreiber (So, RHP)	2-0	2	12	7	4-3	2	12	2.25	.156
vs Dannie Strable (Jr, RHP)	2-0	2	13	13	5-4	5	3	2.77	.271

– PURDUE'S BULLPEN –

NAME	W-L-S	APP	IP	H	R-ER	BB	K	ERA	B/AVG
Nick Wittgren (So, RHP)	0-1-1	3	7.1	9	4-4	2	7	4.91	.310
Sean Collins (Jr, RHP)	1-0-0	3	3.2	3	0-0	2	7	0.00	.231
Blake Mascarello (Jr, LHP)	0-1-0	2	8	13	12-8	1	5	9.00	.351
Pat Gannon (So, LHP)	0-0-0	2	3	3	0-0	1	1	0.00	.300
Robert Ramer (So, RHP)	0-0-0	1	3	0	0-0	3	3	0.00	.000
Calvin Gunter (Jr, LHP)	0-0-0	2	2.2	11	9-9	1	2	30.38	.647
Mike Sudbury (Jr, RHP)	0-0-0	1	2	4	2-2	0	1	9.00	.444
Matt Gibbs (Fr, RHP)	0-0-0	2	1.1	5	2-2	1	0	13.50	.556

– 2011 GAME SUMMARY –

	W	L	Pct.
Overall	5	2	.714
Conference	–	–	—
Non-Conference	5	2	.714
Midweek	–	–	—
Home	–	–	—
Away	–	–	—
Neutral	2	1	.667
Day	4	1	.800
Night	1	1	.500
vs. Left-handed Starter	1	0	1.000
vs. Right-handed Starter	4	2	.667
1-Run Games	0	1	.000
2-Run Games	1	0	1.000
Extra Innings	0	1	.000
Shutouts	0	0	.000
February	5	2	.714
March	–	–	—
April	–	–	—
May	–	–	—
Game 1 of Big Ten Series	–	–	—
Game 2 of Big Ten Series	–	–	—
Game 3 of Big Ten Series	–	–	—
Purdue Scores 10+ Runs	4	0	1.000
Opponent Scores 10+ Runs	0	2	.000
When Purdue Scores First	5	2	.714
When Opponent Scores First	0	0	.000
Purdue leads after 7 innings	4	0	1.000
Opp. leads after 7 innings	0	2	.000
Tied after 7 innings	0	0	.000

– PURDUE BEGINS TENNESSEE TOUR WITH WEEKEND SERIES AT LIPSCOMB –

For the first of its three consecutive weekends in the state of Tennessee, Purdue baseball travels to Nashville for a three-game series against a Lipscomb team that is also off to a good start early this season.

The afternoon start times (all EST) at Dugan Field at Marsh Stadium are set for Friday at 5 p.m., Saturday at 3 p.m. and Sunday at 2 p.m. However, a Sunday doubleheader is a possibility with a high-chance of thunderstorms forecasted for Saturday. A series win for the Boilermakers this weekend would give 13th-year head coach **Doug Schreiber** his 350th career win.

Both Purdue (5-2) and Lipscomb (6-3) have posted winning records in their first two weekends of the young season. But while the Boilermakers are in the midst of a stretch of playing each of their first 19 games away from West Lafayette, the Bisons were scheduled to play 12 of their first 13 games at home. Lipscomb made the short trip to Murfreesboro, Tenn., Tuesday and won its first road game of the season at Middle Tennessee State.

The Bisons have played in a number of close games early this season, with seven of their first nine contests being decided by four runs or fewer. The Boilermakers, meanwhile, have been involved in only three such games in their first seven.

The Lipscomb starting rotation was impressive in a series win against Marshall last weekend. Game one starter **Richie Goodenow**, who is also the team's leading hitter (.429) and DH, surrendered only four hits while striking out 10 over seven innings. Junior college transfer **Connor Sinclair** was even better in game two, fanning 11 over seven shutout innings. Meanwhile, probable game three starter **Dannie Strable** has won each of his first two starts this year despite recording only three strikeouts in 13 innings pitched.

Purdue is expected to give junior college transfer **Lance Breedlove** his first chance to start in the middle game of the series. The right-hander bounced back from a tough debut with three innings of scoreless relief in the opener of the series at Morehead State last weekend, earning a save in the three-run victory.

The collective performance of the Boilermakers' bullpen has been a pleasant surprise early this year. Highlighted by the combined 11 2/3 innings of scoreless relief pitched

by **Sean Collins**, **Pat Gannon**, **Robert Ramer** and **Breedlove** in the Morehead series, the bullpen has contributed to each of the five victories this year. Excluding the lopsided loss to Notre Dame, the bullpen has posted a 3.68 ERA as group.

"When you come in a [game from the bullpen] you really just want to stay focused and pitch to your strengths, throw strikes and be down in the zone," Collins said.

Offensively, Purdue has scored first in each of the first seven games this year, matching the longest such streak of 2010 (accomplished twice). In the process, the Boilers have outscored the opposition, 15-0, in the first inning.

Cameron Perkins enters the weekend riding a personal-best 11-game hitting streak dating back to last season. He's batting .408 with eight extra-base hits and 14 RBIs during the streak. **Kevin Plawecki** has also hit safely in each of the first seven games of 2011, while **Eric Charles**, **Angelo Cianfrocco**, **Barrett Serrato** and **Tyler Spillner** have at least one hit in six of the first seven.

Purdue has played Lipscomb only once before, winning a 1-0 game in Nashville during the 2004 season-opening weekend. The Boilermakers return to the Music City during their spring break trip for midweek games at Vanderbilt (March 15) and Belmont (March 16).

Purdue's 5-2 record represents its best seven-game start since beginning the 2000 campaign 6-1.

– 2011 PURDUE STADIUM TOUR: GAMES AT BALLPARKS OF NOTE –

<u>Date(s)</u>	<u>Opponent</u>	<u>Stadium</u>	<u>Location</u>	<u>Notable Pro Home Team</u>
Feb. 18	Connecticut	Dunedin Stadium	Dunedin, Fla.	Dunedin Blue Jays (High A) & Blue Jays Spring Training
Feb. 19	Notre Dame	Al Lang Field	St. Petersburg, Fla.	Long-time host of MLB Spring Training Games
March 25-26	Bradley	O'Brien Field	Peoria, Ill.	Peoria Chiefs (A), Cubs Midwest League Affiliate
April 1-2	Minnesota	Target Field	Minneapolis, Minn.	Minnesota Twins
April 13	IPFW	Parkview Field	Fort Wayne, Ind.	Fort Wayne Tin Caps (A), Padres Midwest League Affiliate
April 15-17	Penn State	Medlar Field	State College, Pa.	State College Spikes (A), Pirates New York-Penn League Affiliate



HEAD COACH DOUG SCHREIBER

Since Doug Schreiber was named Purdue's head baseball coach on May 29, 1998, the Boilermakers have become a major force in the Big Ten Conference and have made big strides on a national level.

Entering his 13th year as the head coach at Purdue, Schreiber has posted a 343-328 overall record and a 176-168 Big Ten mark through his first 12 seasons. His overall win total ranks second in Purdue history, while his conference victories stand alone in first. In 2007, Schreiber became the third head coach in Purdue baseball history to surpass the 500-games mark as the Boilermakers' head man. Dave Alexander, whom Schreiber played for from 1983 to 1986, owns the record for most games coached at Purdue with 792 over 14 seasons, while Joe Sexson guided the Boilermakers for 527 games over 18 years.

The 2010 season saw the Boilermakers post 33 victories, the program's most since 2000. Purdue navigated a hotly-contested Big Ten race that saw all six league tournament-qualifying teams finish within three games of first place. The Boilermakers reached the Big Ten Tourney for the eighth time under Schreiber, including six of the last seven seasons. Purdue eliminated Northwestern and Indiana from the 2010 tournament before bowing out. The Boilers have won at least one game at the Big Ten Tournament in seven of their eight appearances under Schreiber.

The 2010 Boilermakers posted new school records for hits (636) and runs per game (7.2) at the plate and led the Big Ten in strikeouts (435) and batting average against (.276) on the mound. Purdue went 15-6 at home and 9-2 in midweek action, compiling a 32-18 mark after opening the season 1-6.

Individually, Matt Bischoff was honored as a First Team All-Big Ten starting pitcher and newcomers Kevin Plawewski, Cameron Perkins and Brad Schreiber were recognized for standout freshman seasons. Bischoff led the Big Ten with 10 wins and 95 strikeouts and in the process became the first player in program history to be a four-time All-Big Ten honoree. He established new single-season and career strikeout marks in his final season as a Boilermaker. Bischoff and fellow pitcher Kevin Cahill were both selected in the Major League Baseball First-Year Player Draft.

Schreiber has coached 48 All-Big Ten Conference selections, including 16 who were named to the conference's First Team, and has had players selected in the Major League Baseball First-Year Player Draft on 23 occasions. One of Schreiber's Boilermakers has led the Big Ten in hitting in four out of the last six years.

Prior to becoming the head coach at Purdue, Schreiber spent four seasons (1995-98) as the top assistant coach and recruiting coordinator under Pat Murphy at Arizona State University. Schreiber helped guide Arizona State to the College World Series and the national championship game in 1998. A year earlier, the Sun Devils finished as regional runners-up to Miami, and were two outs away from going to the College World Series. All four of Schreiber's recruiting classes at ASU were nationally ranked, including the 1995 class which was ranked No. 1 in the country and the 1996 class, which was tabbed the third best in the nation.

Before going to ASU, Schreiber served as an assistant coach for Murphy at the University of Notre Dame in 1994. That season, the Fighting Irish finished 46-16 and ended the season just two wins shy of Omaha, finishing as regional runners-up to Auburn.

Schreiber began his coaching career as a graduate assistant under Pat Quinn at Ball State University for two seasons (1991-92) and spent one year (1993) as an assistant at Butler University.

A native of LaPorte, Ind., Schreiber was a four-year starter (1983-86) at second base for the Boilermakers. During his career, Purdue posted a 120-112-2 mark and established a school-record 37 victories his senior season when he was a Second Team All-Big Ten selection. Schreiber still ranks among Purdue's career leaders in a variety of categories, including top-six ranking in four categories. Schreiber ranks first all-time in walks (132), fourth in runs scored (159), tied for third in games played (220) and tied for sixth in triples (9). He earned his Bachelor of Arts degree in communications and has completed some course work towards a master's in education.

13TH YEAR

CAREER RECORD

348-330 (.513)

BIG TEN RECORD

176-168 (.512)

BIOGRAPHICAL INFORMATION

Full NameDouglas Lee Schreiber
Date of Birth.....Aug. 25, 1963
Place of BirthLa Porte, Ind.
Education..... Purdue University, B.A.,
..... Communications
College Career Purdue, 1983-86
WifeSarah

COACHING EXPERIENCE

Purdue 1999-Present, Head Coach
Arizona St. 1995-98, Assistant Coach
Notre Dame 1994, Assistant Coach
Butler 1993, Assistant Coach
Ball State 1991-92, Graduate Assistant

SCHREIBER'S MLB DRAFT PICKS

1999 Russ Morgan, pitcher Houston (21)
2000 Andy Helmer, pitcher Cleveland (25)
2001 Dave Gassner, pitcher Toronto (24)
2002 Chadd Blasko, pitcher Chicago [NL] (1)
2003 Dustin Glant, pitcher Arizona (7)
Nick McIntyre, second base Detroit (20)
2004 Simon Klink, third base . San Francisco (21)
2005 Scott Byrnes, pitcher Toronto (28)
2006 Mitch Hilligoss, shortstop ..New York [AL] (6)
Chris Toneguzzi, pitcher Milwaukee (13)
Jay Buente, pitcher Florida (14)
Dan Sattler, pitcher Texas (44)
2007 Andrew Groves, pitcher Colorado (11)
2008 Josh Lindblom, pitcher Los Angeles (2)
Ryne White, first base Arizona (4)
Andy Loomis, pitcher Florida (16)
Dan Black, third base... San Francisco (35)*
Matt Bischoff, pitcher.... New York [NL] (47)*
2009 Dan Black, third base Chicago [AL] (14)
Brandon Haveman, outfield Seattle (29)
Matt Jansen, pitcher San Francisco (43)*
2010 Matt Bischoff, pitcher Seattle (20)
Kevin Cahill, pitcher Washington (41)

* Indicates did not sign a professional contract

PURDUE HEAD COACHING RECORDS

Overall Wins

Dave Alexander 407

Doug Schreiber 348

Big Ten Wins

Doug Schreiber 176

Dave Alexander 107

Overall Win Percentage (min. 100 games)

Hugh Nicol [67-36-1] 649

Dave Alexander [407-378-7] 518

Doug Schreiber [348-330-0] 513

Ward Lambert [163-156-7] 511

Big Ten Win Percentage (min. 50 games)

Hugh Nicol [43-30-1] 588

Doug Schreiber [176-168-0] 512

Total Games Coached

Dave Alexander 792

Doug Schreiber 678

Seasons Coached

Ward Lambert 20

Joe Sexson 18

Dave Alexander 14

Doug Schreiber 13

SCHREIBER'S MILESTONE WINS

1 March 6, 1999 18-11 vs. Kent State

50 April 22, 2000 9-2 vs. Illinois

100 March 31, 2002 10-6 vs. Penn State

150 March 21, 2004 7-5 at Jacksonville State

200 May 27, 2005 4-3 at Illinois

213 April 2, 2006 # 9-4 at Illinois

222 April 26, 2006 % 13-4 vs. Valparaiso

250 May 6, 2007 6-1 at Penn State

300 April 12, 2009 9-3 at Penn State

108th Big Ten win, becoming the winningest
Purdue head coach in Big Ten action.

% 222nd career win, surpassing Joe Sexson for
second on the overall wins list.

MULTI HIT GAMES: 2011

Player	2	3	4	5+	Total
Barrett Serrato	2	3	—	—	5
Angelo Cianfrocco	3	2	—	—	5
Kevin Plawecki	4	1	—	—	5
Cameron Perkins	5	—	—	—	5
Eric Charles	2	1	1	—	4
David Miller	1	2	—	—	3
Tyler Spillner	2	—	—	—	2
Brad Schreiber	—	1	—	—	1
Stephen Talbott	—	1	—	—	1
Payton Bieker	1	—	—	—	1
David Blount	1	—	—	—	1
Ryan Bridges	1	—	—	—	1
Jake Hansen	1	—	—	—	1
Team	23	11	1	—	35

MULTI HIT GAMES: 2010 BIG TEN PLAY

Player	2	3	4	5+	Total
Cameron Perkins	8	2	—	—	10
Tyler Spillner	3	6	—	—	9
Kevin Plawecki	7	2	—	—	9
Ryan Bridges	7	1	—	—	8
Eric Charles	5	—	1	—	6
Angelo Cianfrocco	3	—	—	—	3
Payton Bieker	2	—	—	—	2
Brad Schreiber	1	—	—	—	1
Team	51	15	3	—	69

CAREER MULTI-HIT GAMES*

Player	2	3	4	5+	Total
Eric Charles	23	10	3	—	36
Tyler Spillner	17	17	—	—	34
Kevin Plawecki	20	8	—	—	28
Cameron Perkins	17	8	1	—	26
Ryan Bridges	12	1	—	—	13
Barrett Serrato	9	5	1	—	15
David Blount	10	1	—	1	12
Angelo Cianfrocco	8	3	—	—	11
Payton Bieker	5	2	1	—	8
Brad Schreiber	4	2	—	—	6
Stephen Talbott	3	2	—	—	5
Jake Hansen	2	—	—	—	2

MULTI-RBI GAMES: 2011

Player	2	3	4	5+	Total
Cameron Perkins	1	1	1	—	3
Barrett Serrato	3	—	—	—	3
Angelo Cianfrocco	2	—	—	—	2
David Blount	—	1	—	—	1
Kevin Plawecki	—	1	—	—	1
Brad Schreiber	—	1	—	—	1
Tyler Spillner	—	1	—	—	1
Stephen Talbott	—	1	—	—	1
Ryan Bridges	1	—	—	—	1
Eric Charles	1	—	—	—	1
David Miller	1	—	—	—	1
Team	9	6	1	—	16

MULTI-RBI GAMES: 2010 BIG TEN PLAY

Player	2	3	4	5+	Total
Ryan Bridges	3	1	—	—	4
Eric Charles	3	1	—	—	4
Cameron Perkins	2	1	—	—	3
Kevin Plawecki	2	1	—	—	3
Angelo Cianfrocco	1	1	—	—	2
Brad Schreiber	2	—	—	—	2
Team	17	9	—	1	27

CAREER MULTI-RBI GAMES*

Player	2	3	4	5+	Total
Eric Charles	13	4	1	—	18
Kevin Plawecki	9	5	1	—	15
Cameron Perkins	11	2	1	—	14
Tyler Spillner	7	5	1	—	13
Barrett Serrato	7	2	—	—	9
Ryan Bridges	7	1	—	—	8
David Blount	3	3	1	—	7
Angelo Cianfrocco	3	1	1	—	5
Brad Schreiber	2	1	1	—	4
Stephen Talbott	1	1	1	—	3
Payton Bieker	1	1	—	—	2

*Active Multi-Year Purdue Letter-Winners Only

BOILERS WIN 3-OF-4 AT MOREHEAD, POST BEST SEVEN-GAME START SINCE 2000

- Purdue won three-of-four in its weekend series at Morehead State (Feb. 26-27), scoring 55 runs on 70 hits over the course of the four games. The Boilermakers scored 18 runs on 20 hits in game one of Sunday's doubleheader, recording 20 hits in a game for the first time since blowing out Penn State in the opener of last year's series in West Lafayette. **David Blount** scored five times in the game-three win, tying a Purdue single-game record.
- The Boilermakers' 5-2 record represents their best seven-game start since opening the 2000 campaign 6-1. Purdue was 1-6 in its first seven games of the 2010.

CIANFROCCO NAMED BIG TEN PLAYER OF THE WEEK

- **Angelo Cianfrocco** hit for the cycle over the course of Purdue's series at Morehead State, earning Big Ten co-Player of the Week honors for his big weekend at the plate. The sophomore finished the series 10-for-16 with four extra-base hits, five RBIs and eight runs scored. He had multiple hits and scored twice in all four games over the weekend. And after walking twice and getting hit by a pitch, he reached base safely in 13 of his 19 plate appearances.
- Cianfrocco homered in his first two at-bats of the nightcap of Saturday's doubleheader, matching his freshman-season total in one game and accounting for the first two longballs of the new season for Purdue. In the process, he joined classmates **Cameron Perkins**, **Kevin Plawecki** and **Stephen Talbott** as current Boilers with a multi-homer game on their collegiate résumés.
- Cianfrocco shared the weekly honor with Michigan State's Brandon Eckerle and joins **Barrett Serrato** and **Matt Morgan** as Purdue players recognized by the conference office in the first two weeks of the season. Serrato and Cianfrocco represent the Boilers' first set of back-to-back Big Ten Players of the Week since having three straight players recognized in 2008 (March 24 through April 8).

SCHREIBER CARRIES NO-HITTER INTO SIXTH INNING, BULLPEN SOLID AT MOREHEAD

- In a four-game series that featured a combined 83 runs on 115 hits, **Brad Schreiber** was dominate in his game three start Feb. 27 at Morehead State. He took a no-hitter into the sixth inning and surrendered only two hits total. The right-hander retired 15 consecutive MSU hitters from the first through sixth innings until his no-hit bid was broken up by a two-out hit in the sixth. He would have retired the first 17 batters of the game in order if not for two-out error in the first inning. He gave way to the Purdue bullpen with the Boilers leading 14-1 after the sixth, having reached the 100-pitch threshold.
- Schreiber has surrendered only seven hits over 12 innings in his first two starts of the season, good for a batting average against of .156. The sophomore has struck out 12 while issuing only two walks.
- The Purdue bullpen was also impressive in the series win at Morehead State. For the weekend, the quartet of **Lance Breedlove**, **Sean Collins**, **Pat Gannon** and **Robert Ramer** combined for 11 2/3 innings of scoreless relief. Breedlove closed out game one with three scoreless innings to earn his first save as a Boilermaker. Collins earned the win in game one with two innings of hitless relief and also got the final two outs of the series finale after entering the game with the bases loaded. Gannon worked three innings of scoreless relief, inducing a pair of double play balls, to back up Schreiber in game three. And Ramer gave Purdue an opportunity to win game two with three innings of hitless relief.

PERKINS EXTENDS HITTING STREAK TO 11 WITH BIG WEEKEND

- **Cameron Perkins** also enjoyed a big weekend in the series at Morehead State and has now hit safely in 11 consecutive games dating back to the final four contests of last season. He hit safely in all four games at the Big Ten Tournament to close the 2010 campaign.
- Perkins went 8-for-18 with five extra-base hits and a team-high nine RBIs in the four games at Morehead State. He delivered a clutch bases-clearing, two-out double that put Purdue ahead in the ninth inning of game two. The sophomore came back the next day and connected for a two-run homer to center field in both games of the doubleheader.
- **Kevin Plawecki** has also hit safely in each of the first seven games of 2011. **Eric Charles**, **Angelo Cianfrocco**, **Barrett Serrato** and **Tyler Spillner** have recorded at least one hit in six of the first seven games this year.
- **PERKINS 11-GAME HIT STREAK: .408 (20-for-49), 5 2B, 3B, 2 HR, 14 RBI, 9 R, BB, SAC FLY**

MILLER MAKES THE MOST OF HIS OPPORTUNITY

- **David Miller** got an opportunity to start at shortstop during the Morehead State series and the junior college transfer capitalized on the chance, finishing the weekend 8-for-13 with four RBIs. He also walked twice and was hit by a pitch, reaching base safely in 11 of his 16 plate appearances. The St. Louis native started the final three games of the series and had multiple hits and at least one RBI in each contest.
- Miller also helped shore up the Purdue defense at shortstop, handling 14 of his 15 defensive chances cleanly.

PURDUE SCORES FIRST IN EVERY GAME THUS FAR

- The Boilermakers have scored first in each of their first seven games this season, outscoring their opponents 15-0 in the first inning in the process. In the four-game series at Morehead State, Purdue scored multiple runs in the first inning of each of the first three games, including five-run rallies in games one and three.

PURDUE OPENS WITH SUCCESSFUL WEEKEND AT BIG EAST-BIG TEN CHALLENGE

- Purdue opened its new season by winning two-of-three at the BIG EAST-Big Ten Challenge, posting wins against nationally-ranked Connecticut (10-2) and Pittsburgh (5-3). The Boilermakers also lost to Notre Dame after the Fighting Irish blew the game open with an 11-run fourth inning. Purdue scored first in all three games and never trailed against UConn, a team that was tabbed as the preseason favorite in the BIG EAST by the league coaches.
- The Boilermakers snapped a seven-game losing streak at the BIG EAST-Big Ten Challenge dating back to 2009 and exceeded their combined win total in the first two years of the event.
- The BIG EAST won the Challenge, 14-10. Michigan State (3-0), Purdue (2-1) and Penn State (2-1) were the only Big Ten teams to post a winning record. Sunday, the Boilers defeated at Pitt team that had beaten Illinois and Iowa in the first two days of the Challenge.

BIG TEN CONFERENCE STANDINGS

As of FEB. 28	- BIG TEN -					- OVERALL -				
	W	L	Pct.	GB	Last 10	W	L	Pct.	Last 10	
Michigan State	0	0	.000	-	-	5	1	.833	-	
Purdue	0	0	.000	-	-	5	2	.714	-	
Ohio State	0	0	.000	-	-	4	3	.571	-	
Illinois	0	0	.000	-	-	3	3	.500	-	
Indiana	0	0	.000	-	-	3	3	.500	-	
Minnesota	0	0	.000	-	-	3	3	.500	-	
Penn State	0	0	.000	-	-	3	3	.500	-	
Northwestern	0	0	.000	-	-	2	5	.286	-	
Iowa	0	0	.000	-	-	1	4	.200	-	
Michigan	0	0	.000	-	-	0	6	.000	-	

2011 BIG TEN PRESEASON TOP SIX

1. Minnesota
2. Michigan
3. Indiana
4. Michigan State
5. Iowa
6. Ohio State

Upcoming Big Ten Action: Weekend of March 4-6

Purdue at Lipscomb
 Illinois at Stetson Tournament
 Indiana at Tennessee Tournament
 Iowa at Mississippi State Tournament
 Michigan at Sam Houston State Tournament
 Michigan State at Bethune-Cookman Tournament
 Minnesota at Tucson, Ariz. Tournament
 Northwestern at Evansville Tournament
 Ohio State at Forest City, N.C. Tournament
 Penn State at NC State

Recent Big Ten Results: Weekend of Feb. 25-27

Purdue won 3-of-4 at Morehead State
 Illinois won 2-of-3 at Florida Gulf Coast
 Indiana won 2-of-3 at Texas A&M-Corpus Christi Tournament
 Iowa split two games at Kansas Tournament
 Michigan was swept by Rutgers (Port St. Lucie, Fla.)
 Michigan State won 2-of-3 at Furman Tournament
 Minnesota won 2-of-3 at Wake Forest Tournament
 Northwestern lost 2-of-3 at Wake Forest Tournament
 Ohio State won 3-of-4 vs Western Michigan (Port Charlotte, Fla.)
 Penn State lost two-of-three at Eastern Kentucky

WINS OVERS NATIONALLY-RANKED COMPETITION

- Connecticut was ranked ninth by *Baseball America* in the publication's preseason poll. Pittsburgh was tabbed 30th by *Collegiate Baseball* in its preseason poll. Purdue managed to defeat both teams during its season-opening weekend.
- The victory against UConn was Purdue's first against a nationally-ranked opponent since 2007 (Michigan) and first against a Top 10-ranked opponent since winning the opener of a 2006 series at North Carolina. The Boilermakers defeated No. 2 UNC and No. 16 Missouri early in the 2006 campaign, the last time Purdue had multiple wins against nationally-ranked teams in the same season.

MORGAN, PLawecki & Serrato Recognized

- **Barrett Serrato** and **Matt Morgan** were selected as the first Big Ten Player and Pitcher of the Week of 2011 for their standout performances at the BIG EAST-Big Ten Challenge. CollegeBaseball360.com selected **Kevin Plawecki** and Morgan to its Challenge All-Tournament Team and included Serrato on the Honorable Mention list. Morgan, meanwhile, was also named a Primetime Performer for the season-opening weekend by CollegeBaseball360.com.
- Morgan was recognized by the conference office for the second time in his career, while the honor for Serrato was his first. Purdue's last Big Ten Player of the Week was Ben Wolgamot in April 2008 and the Boilers had not swept the league's weekly awards since March 2006 (Eric Wolfe and Dan Sattler).
- Serrato hit safely and drove in a run in all three games at the Challenge, finishing the weekend 6-for-9 with a double, triple, walk, four RBIs and three runs scored. He was 3-for-4 with runners in scoring position. The junior came through with three hits in the Pitt win, driving in the game-tying run in the sixth and a key insurance tally with a two-out single in the eighth. He had two hits, including a double, drove in a run and scored twice against UConn.
- Morgan worked 5 2/3 shutout innings to earn the victory against nationally-ranked Connecticut Friday, setting the tone for the upset win and weekend in general. He struck out five and surrendered only three hits while pitching into the sixth inning. He did not allow the leadoff man to reach in any of the six innings he started, opening the inning with a K in the third, fourth and fifth frames. It was his second consecutive shutout performance at the BIG EAST-Big Ten Challenge.
- Plawecki hit safely in all three games, finishing the weekend 6-for-12 with a walk, stolen base, four RBIs and a run scored. He had three hits and three RBIs in the win against UConn and helped Purdue defeat Pittsburgh Sunday with two hits and an RBI. He also scored the go-ahead run in the sixth inning and a key insurance tally in the eighth of the Pitt victory.

SCHreiber & Wittgren Impress on the Mound in Pitt Win

- **Brad Schreiber** and **Nick Wittgren** were Purdue's standout performers in the Feb. 27 win against Pittsburgh. Their work on the mound was a big reason why the Boilers limited a Pitt team that ranked second in the nation last season with a .363 batting average to three runs on nine hits.
- Schreiber won his first start of the season with six solid innings, surrendering only three runs (two earned) on five hits. He struck out a career-high seven, including the final two batters he faced while closing out his sixth inning of work.
- Wittgren earned his first Purdue save with a stellar relief outing, slamming the door on a potential Pitt rally with the bases loaded and one out in the seventh inning. He entered the game with the Boilers clinging to a one-run lead in the seventh and struck out the No. 4 and 5 hitters in the Pitt lineup to leave the bases loaded. After a 1-2-3 eighth inning, the Panthers posted back-to-back two-out hits against the sophomore right-hander in the ninth. But he again retired the Pitt cleanup hitter to close out the victory.

SEASON-OPENING NOTEWORTHY

- **Eric Charles** posted his third career four-hit game in the season-opening win against UConn. He led off the fifth and seventh innings with singles and eventually scored in both frames. He drove in a run with another single in the eighth inning.
- **Tyler Spillner** collected three RBIs without the luxury of a hit in the UConn win, drawing a pair of bases-loaded walks and registering a sacrifice fly to left field. He also led off the Notre Dame and Pittsburgh games with doubles.
- **Cameron Perkins** hit safely in all three games of the BIG EAST-Big Ten Challenge to extend his current hitting streak to seven games dating back to last season. He tripled home a run against UConn and collected another RBI with a first-inning double against Pittsburgh.
- Purdue batters were hit by a pitch seven times at the BIG EAST-Big Ten Challenge. **Stephen Talbott** was hit three times, including twice in the season opener. Despite collecting only one hit, Talbott had a productive weekend. Against UConn, he scored twice and tagged up and took third on fly ball to left field. He executed a successful squeeze bunt to record an RBI vs. Notre Dame. Sunday against Pitt, he singled and stole a base.

- 2011 SITUATIONAL STATISTICS: TEAM LEADERS -

WITH RUNNERS ON

1. David Miller, .636 (7-11)
2. Barrett Serrato, .625 (10-16)
3. Angelo Cianfrocco, .421 (8-19)
4. Cameron Perkins, .389 (7-18)
5. Brad Schreiber, .375 (3-8)

WITH RUNNERS IN SCORING POSITION

1. Barrett Serrato, .636 (7-11)
2. David Miller, .571 (4-7)
3. Angelo Cianfrocco, .444 (4-9)
4. Cameron Perkins, .429 (1-4)
5. Kevin Plawecki, .400 (6-15)

WITH TWO OUTS

1. Angelo Cianfrocco, .500 (4-8)
- Jake Hansen, .500 (2-4)
- David Miller, .500 (2-4)
4. Kevin Plawecki, .400 (4-10)
5. Ryan Bridges, .400 (2-5)

TWO-OUT RBIs

1. Kevin Plawecki, 4
- Cameron Perkins, 4
3. Angelo Cianfrocco, 3
- Barrett Serrato, 3
5. Bridges/Talbott, 2

- HITTING STREAKS -

PLAYER	2011		CAREER	'10 Big Ten	
	LONG	CURRENT		LONG	CURRENT
ERIC CHARLES	5	5	14	7	—
RYAN BRIDGES	3	—	13	9	—
CAMERON PERKINS	7	11	11	13	—
KEVIN PLawecki	7	7	8	5	—
BARRETT SERRATO	4	2	8	—	2
BRAD SCHREIBER	—	—	8	3	—
TYLER SPILLNER	6	6	7	6	—
A. CIANFROCCO	5	5	5	5	5
STEPHEN TALBOTT	5	5	5	—	—
DAVID MILLER	3	3	3	—	—
PAYTON BIEKER	—	1	3	—	2
DAVID BLOUNT	—	1	3	—	—

A HITTING STREAK IS DEFINED AS 3 OR MORE CONSECUTIVE GAMES

The Last Time...

- **Purdue Player had 7 at-bats** (7—Ties Purdue record)
7 - Tyler Spillner (at IPFW, 4-1-09)
- **Purdue player had 5 hits** (5—Ties Purdue record)
5 - Nick Overmyer (Ball State, 4-28-09)
- **Purdue player scored 5 runs** (5—Ties Purdue record)
5 - David Blount (at Morehead State, 2-27-11)
- **Purdue player had 7 RBIs** (9—Ties Purdue record)
8 - Neal Gorka (Indiana, 4-16-06)
- **Purdue player had 3 doubles** (4—Ties Purdue record)
3 - Nick Overmyer (Southeast Missouri, 2-28-09)
- **Purdue player had 2 triples** (2—Ties Purdue record)
2 - Tyler Spillner (Chicago State, 3-27-10)
- **Purdue player hit 2 home runs**
2 - Angelo Cianfrocco (at Morehead State, 2-26-11)
- **Purdue player hit 3 home runs** (3—Ties PUR record)
3 - Dan Black (vs Indiana, 5-24-08)
- **Purdue player hit a grand slam**
Drew Madia (Penn State, 4-16-10)
- **Purdue pitcher recorded 10 strikeouts**
10 - Matt Bischoff (Northwestern, 4-24-10)
- **Purdue Pitcher threw a 9-inning complete game**
Matt Bischoff (vs Northwestern, 5-27-10)
- **Purdue shutout an opponent**
10-0 vs Chicago State (3-27-10)
- **Purdue scored 20 runs** (Purdue record, 37)
22 - Western Illinois (3-23-08)
- **Purdue recorded 20 hits** (Purdue record, 26)
20 - at Morehead State (2-27-11)
- **Purdue recorded 20 RBIs** (Purdue record, 27)
22 - Western Illinois (3-23-08)
- **Purdue hit 7 doubles** (Purdue record, 10)
8 - at Morehead State (2-27-11)
- **Purdue hit 3 triples** (Purdue record, 4)
3 - at Ohio (3-19-10)
- **Purdue hit 5 home runs** (Purdue record, 6)
5 - Penn State (4-16-10)
- **Purdue struck out 12 batters** (Purdue record, 17)
12 - Northwestern (4-24-10)

BOILERS OPEN WITH 19 STRAIGHT AWAY FROM HOME

- The program's 123rd season features the Boilermakers playing their first 19 games away from West Lafayette. Purdue plays 16 consecutive road games from the final weekend of February through the end of the spring break trip (March 19).
- This season also marks the 46th and final year for the Boilermakers at Lambert Field, their home since 1965. Construction of the new Northwest Baseball Facility is slated to begin this spring and the new stadium is scheduled to open in 2012.

RECORDING-SETTING SEASON

- The 2010 Boilermakers posted new school records for hits (636) and runs per game (7.2) at the plate and strikeouts (435), strikeouts per nine innings (7.76) and strikeout-to-walk ratio (2.35) on the mound.
- Individually, **Tyler Spillner** led the Big Ten with seven triples, a new Purdue single-season benchmark. Matt Bischoff established new single-season (95) and career strikeout records (291) while closing out his college career as a four-time All-Big Ten honoree.
- As a team, Purdue led the Big Ten in strikeouts (435) and batting average against (.276) while ranking second in ERA (4.78) and saves (14). Remarkably, seven different pitchers earned a save in 2010, none having more than three.

PERKINS, PLawecki & SCHREIBER AMONG BIG TEN'S PLAYERS TO WATCH

- Projected to play prominent roles this spring after earning assorted freshman honors in 2010, **Cameron Perkins**, **Kevin Plawecki** and **Brad Schreiber** have been highlighted among the Big Ten Players to Watch this season. In conjunction with the unveiling of the projected Big Ten Tournament field, each league coach highlighted three players expected to be key to his team's success this season.
- Plawecki was honored after the 2010 season for his impressive numbers at the plate and his work with the Purdue pitching staff. He was recognized as a Freshman All-American by *Collegiate Baseball* and the National Collegiate Baseball Writers Association after batting a team-best .343 with 21 extra-base hits and a Purdue freshman-record 53 RBIs. He was also the unanimous selection as the catcher on the Big Ten All-Freshman Team thanks in part to a .435 batting average with runners in scoring position.
- Perkins started at first and third base, but settled in at the hot corner and finished the year with a .961 fielding percentage. He joined Plawecki on the *Collegiate Baseball* Freshman All-American team after batting .338 with 27 extra-base hits, 34 RBIs and 10 stolen bases. He established new Purdue freshman records for hits (74), doubles (17), total bases (119) and at-bats (219). Perkins hit safely in 13 consecutive Big Ten games during the heart of conference play and in all four games at the Big Ten Tournament.
- Schreiber slugged .506 in only 79 at-bats last season — nine of his 22 hits going for extra bases — showing glimpses of the power potential that helped him twice win Wisconsin State Player of the Year honors as high school standout. He was recognized as the relief pitcher on the 2010 Big Ten All-Freshman Team after surrendering only three earned runs in 10 1/3 innings pitched over six appearances on conference weekends. The right-hander is expected to get a chance to start on the mound this year and should get more at-bats at designated hitter.

PERFECT GAME USA RANKS THE BIG TEN'S TOP PROSPECTS FOR 2012
 1. 3B Torsten Boss, MSU
 2. C/OF Kevin Plawecki, PUR
 3. RHP Brad Schreiber, PUR
 4. RHP Kevin Johnson, ILL
 5. 3B/SS Micah Johnson, IND
 6. 3B/C Cameron Perkins, PUR
List compiled by Allan Simpson

MORGAN HEADLINES RETURNING PITCHERS

- **Matt Morgan** is one of only three seniors on the roster and Purdue's only returning pitcher that started more than four games in 2010. The right-hander looks to close out his career as a three-year member of the Purdue weekend rotation. Morgan's experience should prove important after the Boilermakers lost three seniors — Matt Bischoff, Drew Wurdack and Matt Jansen — who made a combined 32 starts in 2010. Purdue went 21-11 in games started by those pitchers last year.
- Morgan enters his senior season with a 10-7 career record. He has maximized his opportunities to earn victories, as the Boilermakers are only 10-13 in his 23 career starts. He's likely to join the program's all-time strikeouts list this year and currently ranks among the Purdue leaders in strikeouts per nine innings (7.975), strikeout-to-walk ratio (2.782) and fewest walks per nine innings (2.867). He has struck out 153 versus 55 walks in his first three seasons.
- Morgan struck out a career-high 14 batters over 7 2/3 innings of two-run ball in a March 20 win at Ohio at last season. Along with issuing only one walk, the right-hander struck out the side in the second inning and fanned at least two batters in five of the seven full innings he worked. The 14 Ks were only one shy of the school record, set by Chadd Blasko in March 2002 against Miami (Ohio). **Blake Mascarello** closed out the victory, striking out two of the seven batters he faced. The 16 Ks by Purdue pitchers in the win were also just one shy of the program record, set against Miami (Ohio) in 2002 as well.

BURNING BRIDGES

- **Ryan Bridges** put together a team-best 13-game hitting streak in 2010. He hit safely in every game in which he batted from April 6 through May 14. During that stretch he became the starting first baseman and batted .458 (22-for-48) with eight multi-hit efforts and only two strikeouts. Seven of his 22 hits went for extra bases, including a home run in the middle game of the Indiana series.

PLawecki GARNERS PRESEASON RECOGNITION

- One of the leaders of Purdue's talented sophomore class, **Kevin Plawecki** was recognized by a pair of college baseball websites in the preseason. In a poll of the Big Ten Coaches by CollegeBaseballInsider.com, he was selected as the best defensive and throwing catcher in the conference. Perfect Game USA also selected him as the catcher on its preseason All-Big Ten team.
- Plawecki made 47 of his 52 starts behind the plate in 2010 and was charged with only six passed balls. He threw out 16 would-be base stealers and worked with a Purdue pitching staff that led the Big Ten in strikeouts and batting average against while ranking second in ERA.

- PURDUE ALL-TIME LEADERS -

TRIPLES

1.	Shannon Stigleman	13	1992-95
	Jermaine Allensworth	13	1991-93
	Jeff Allison	13	1984-87
4.	Rod Metzler	12	1994-97
5.	Two tied with	10	
7.	Five tied with	9	
12.	Tyler Spillner	8	2009-Pr

STOLEN BASES

1.	Dave Scheitlin	70	1988-91
10.	David Blomberg	41	1998-01
11.	Two tied with	40	
13.	Two Tied with	35	
15.	Two tied with	34	
•	Tyler Spillner	28	2009-Pr
•	Eric Charles	25	2008-Pr

STRIKEOUTS

1.	Matt Bischoff	291	2007-10
10.	Bob Hallas	179	1979-82
11.	Matt Kinzer	177	1982-84
12.	John Carrico	173	1986-89
13.	Two tied with	167	
15.	Tom Morey	166	1991-94
•	Matt Morgan	162	2008-Pr

STRIKEOUTS PER NINE INNINGS (75 IP)

1.	Josh Linblom	8.785	2007-08
2.	Sherard Clinkscales	8.724	1990-92
3.	Andy Swain	8.221	1985-89
4.	Matt Bischoff	8.101	2007-10
5.	Matt Morgan	7.997	2008-Pr
6.	Matt Luce	7.803	1994-97

STRIKEOUTS PER NINE INNINGS (125 IP)

1.	Sherard Clinkscales	8.724	1990-92
2.	Andy Swain	8.221	1985-89
3.	Matt Bischoff	8.101	2007-10
4.	Matt Morgan	7.997	2008-Pr
5.	Matt Luce	7.803	1994-97

STRIKEOUT-TO-WALK RATIO (75 IP)

1.	Josh Linblom	5.000	2007-08
2.	Matt Bischoff	4.217	2007-10
3.	Mitch Pruemer	3.149	2002-05
4.	Andrew Groves	3.032	2004-07
5.	Andy Swain	2.759	1985-89
6.	Scott Byrnes	2.671	2002-05
7.	Matt Morgan	2.656	2008-Pr
8.	Ben Quick	2.648	2000-01

FEWEST WALKS PER NINE INNINGS (75 IP)

1.	Josh Linblom	1.757	2007-08
9.	Jeff Reder	2.694	1994-97
10.	Chadd Blasko	2.735	2000-02
11.	Brian Karpel	2.790	2002-04
12.	Bruce Alexander	2.833	1978-81
13.	Jay Buente	2.911	2003-06
14.	Rex Gingerich	2.951	2003-06
15.	Matt Morgan	3.011	2008-Pr

SAVES

1.	Andy Helmer	15	1997-00
7.	Five tied with	8	
12.	Matt Skripsky	7	1999-03
13.	Two tied with	6	
15.	Four tied with	5	
•	Calvin Gunter	3	2009-Pr
•	Joe Haase	2	2009-Pr
•	Sean Collins	2	2009-Pr
•	Brad Schreiber	2	2010-Pr

2011 STARTING PITCHER BREAKDOWNS

- Matt Morgan (Sr, RHP) -

DATE	OPPONENT	DEC	IP	H	R-ER	BB	K
2/18	vs Connecticut	W	5.2	3	0-0	2	5
2/26	at Morehead St.	ND	4+	7	8-2	4	4

- Blake Mascarello (Jr, LHP) -

DATE	OPPONENT	DEC	IP	H	R-ER	BB	K
2/19	vs Notre Dame	L	3+	6	5-5	0	1
2/26	at Morehead St.	ND	5+	7	7-3	1	4

- Brad Schreiber (So, RHP) -

DATE	OPPONENT	DEC	IP	H	R-ER	BB	K
2/20	vs Pittsburgh	W	6	5	3-2	1	7
2/27	at Morehead St.	W	6	2	1-1	1	5

- Joe Haase (Jr, RHP) -

DATE	OPPONENT	DEC	IP	H	R-ER	BB	K
2/26	at Morehead St.	W	5	10	4-4	1	3

2011 WIN/SAVE RELIEF APPEARANCES

- Sean Collins (Jr, RHP) -

DATE	OPPONENT	DEC	IP	H	R-ER	BB	K
2/26	at Morehead St.	W	2	0	0-0	2	4

- Lance Breedlove (Jr, RHP) -

DATE	OPPONENT	DEC	IP	H	R-ER	BB	K
2/26	at Morehead St.	S	3	1	0-0	1	3

- Nick Wittgren (So, RHP) -

DATE	OPPONENT	DEC	IP	H	R-ER	BB	K
2/20	Pittsburgh	S	2.2	2	0-0	0	3

- QUALITY PITCHING PERFORMANCES -

Pitcher (W/L/S/ND)	Opponent	IP	ER	K
Matt Morgan (W)	UConn	5.2	0	5
Nick Wittgren (ND)	UConn	2	1	1
Brad Schreiber (W)	Pitt	6	2	7
Nick Wittgren (S)	Pitt	2.2	0	3
Sean Collins (W)	Morehead	2	0	4
Lance Breedlove (S)	Morehead	3	0	3
Blake Mascarello (ND)	Morehead	5	3	4
Robert Ramer (ND)	Morehead	3	0	3
Brad Schreiber (W)	Morehead	6	1	5
Pat Gannon (ND)	Morehead	3	0	1

2011 Team Total: 10 – Schreiber 2, Wittgren 2, Breedlove 1, Collins 1, Gannon 1, Mascarello 1, Morgan 1, Ramer 1.

Requirements for inclusion in this chart

- **Starter:** 6 IP & 4 ER or fewer –or– 5 IP & 3 ER or fewer
- **Long Relief:** 3 IP & 2 ER or fewer
- **Short Relief:** 2 IP & 1 ER or fewer –or– 1+ IP, no H/BB

- 2010 HOME RUN TALLY -

PLAYER (SEASON #)	OPPONENT	ON	OUT	INNING
Angelo Cianfrocco (1)	Morehead (G2)	0	2	1
Angelo Cianfrocco (2)	Morehead (G2)	0	0	4
Cameron Perkins (1)	Morehead (G3)	1	0	7
Cameron Perkins (2)	Morehead (G4)	1	0	3

- CAREER-HIGH PERFORMANCES -

HITS (MINIMUM 3)

PLAYER	TOTAL	OPPONENT & DATE
David Blount	5	Butler (4/22/09)
Payton Bieker	4	at Chicago State (4/20/10)
Eric Charles	4	on Three Occasions
<i>Most Recently: vs Connecticut (2/18/11)</i>		
Cameron Perkins	4	Chicago State (3/26/10)
Barrett Serrato	4	Butler (4/22/10)
Ryan Bridges	3	at Indiana (4/30/10)
Angelo Cianfrocco	3	on Three Occasions
<i>Most Recently: at Morehead State (2/27/11)</i>		
David Miller	3	on Two Occasions
<i>Most Recently: at Morehead State (2/27/11)</i>		
Kevin Plawewski	3	on Eight Occasions
<i>Most Recently: vs Pittsburgh (2/20/11)</i>		
Brad Schreiber	3	on Two Occasions
<i>Most Recently: at Morehead State (2/26/11)</i>		
Tyler Spillner	3	on 17 Occasions
<i>Most Recently: vs Iowa (5/26/10)</i>		
Stephen Talbott	3	at Morehead State (2/26/11)

RBIs (MINIMUM 3)

PLAYER	TOTAL	OPPONENT & DATE
David Blount	4	Butler (4/22/09)
Eric Charles	4	at Southern Illinois (3/5/10)
Angelo Cianfrocco	4	Chicago State (3/26/10)
Cameron Perkins	4	at Morehead State (2/26/11)
Kevin Plawewski	4	at Eastern Kentucky (3/17/10)
Brad Schreiber	4	at Southern Illinois (3/5/10)
Tyler Spillner	4	vs Rutgers (2/28/10)
Stephen Talbott	4	at Missouri (3/30/10)
Ryan Bridges	3	at Indiana (5/1/10)
Barrett Serrato	3	on Two Occasions
<i>Most Recently: vs West Virginia (3/1/10)</i>		

MULTI-HOMER GAMES

PLAYER	HRs	OPPONENT & DATE
Angelo Cianfrocco	2	at Morehead State (2/26/11)
Cameron Perkins	2	Northwestern (4/25/10)
Kevin Plawewski	2	Minnesota (4/4/10)
Stephen Talbott	2	at Missouri (3/30/10)

HOMERED IN BOTH GAMES

OF A DOUBLEHEADER

PLAYER	HRs	OPPONENT & DATE
Cameron Perkins	2	at Morehead State (2/27/11)

INNINGS PITCHED (MINIMUM 5)

PLAYER	TOTAL	OPPONENT & DATE
Matt Morgan	9	at Penn State (4/12/09)
Blake Mascarello	7	Illinois State (3/24/10)
Pat Gannon	6	Chicago State (3/26/10)
Brad Schreiber	6	on Two Occasions
<i>Most Recently: at Morehead State (2/27/11)</i>		
Calvin Gunter	5 2/3	Michigan State (5/9/10)
Joe Haase	5 1/3	vs Iowa (5/28/10)
Robert Ramer	5	at IPFW (4/27/10)

STRIKEOUTS (MINIMUM 5)

PLAYER	TOTAL	OPPONENT & DATE
Matt Morgan	14	at Ohio (3/20/10)
Blake Mascarello	8	at Eastern Kentucky (3/16/10)
Brad Schreiber	7	vs Pittsburgh (2/20/11)
Calvin Gunter	5	at Indiana (5/1/10)

COMPLETE GAMES

PLAYER	IP	OPPONENT & DATE
Matt Morgan	9	at Penn State (4/12/09)

— **PURDUE ACTIVE CAREER LEADERS** —

BATTING AVG (Min. 200 ABs)

1.	Kevin Plawecki (So)	.353
2.	Cameron Perkins (So)	.344
3.	Eric Charles (Jr)	.334

HITS

1.	Eric Charles (Jr)	126
2.	Tyler Spillner (Jr)	115
3.	Cameron Perkins (So)	86

DOUBLES

1.	Eric Charles (Jr)	22
2.	Tyler Spillner (Jr)	21
	Cameron Perkins (So)	21

TRIPLES

1.	Tyler Spillner (Jr)	8
2.	Eric Charles (Jr)	5
3.	Cameron Perkins (So)	3

HOME RUNS

1.	Cameron Perkins (So)	10
2.	Kevin Plawecki (So)	8
3.	Brad Schreiber (So)	4
	Angelo Cianfrocco (So)	4

RBI

1.	Eric Charles (Jr)	61
2.	Kevin Plawecki (So)	60
3.	Tyler Spillner (Jr)	56

RUNS SCORED

1.	Eric Charles (Jr)	85
2.	Tyler Spillner (Jr)	77
3.	Cameron Perkins (So)	56

WALKS

1.	Tyler Spillner (Jr)	58
2.	Eric Charles (Jr)	45
3.	Barrett Serrato (Jr)	26

ON-BASE PCT (Min. 200 ABs)

1.	Eric Charles (Jr)	.420
2.	Tyler Spillner (Jr)	.401
3.	Kevin Plawecki (So)	.395

STOLEN BASES

1.	Tyler Spillner (Jr)	28
2.	Eric Charles (Jr)	25
3.	Cameron Perkins (So)	10

VICTORIES

1.	Matt Morgan (Sr)	11
2.	Pat Gannon (So)	4
	Brad Schreiber (So)	4

GAMES STARTED

1.	Matt Morgan (Sr)	25
2.	Blake Mascarello (Jr)	6
2.	Calvin Gunter (Jr)	4

APPEARANCES

1.	Matt Morgan (Sr)	42
2.	Joe Haase (Jr)	34
3.	Sean Collins (Jr)	31

INNINGS PITCHED

1.	Matt Morgan (Sr)	182 1/3
2.	Blake Mascarello (Jr)	60 1/3
3.	Joe Haase (Jr)	57

STRIKEOUTS

1.	Matt Morgan (Sr)	162
2.	Blake Mascarello (Jr)	49
3.	Joe Haase (Jr)	40

SAVES

1.	Calvin Gunter (Jr)	3
2.	Sean Collins (Jr)	2
	Joe Haase (Jr)	2
	Brad Schreiber (So)	2

ERA (Min. 40 innings)

1.	Joe Haase (Jr)	4.74
2.	Matt Morgan (Sr)	4.94
3.	Blake Mascarello (Jr)	5.22

AVG AGAINST (Min. 40 innings)

1.	Blake Mascarello (Jr)	.287
2.	Matt Morgan (Sr)	.295
3.	Sean Collins (Jr)	.307

2011 INNING-BY-INNING SCORING SUMMARY: ALL GAMES

	1	2	3	4	5	6	7	8	9	EX	Total
PURDUE	15	6	6	13	4	6	11	3	8	0	72
OPPONENTS	0	2	11	18	6	6	3	2	3	1	52
DIFFERENCE	+15	+4	-5	-5	-2	E	+8	+1	+5	-1	+20

TWO-OUT RBI BREAKDOWN

— 2011 —

<u>PLAYER</u>	<u>TWO-OUT RBIs</u>	<u>TOTAL RBIs</u>	<u>TWO-OUT RBIs</u>	<u>TOTAL RBIs</u>
Payton Bieker	—	2	6	13
David Blount	—	3	8	32
Ryan Bridges	2	2	10	29
Eric Charles	—	5	15	61
Angelo Cianfrocco	3	6	11	25
David Miller	—	4	—	4
Cameron Perkins	4	11	14	45
Kevin Plawecki	2	7	20	60
Brad Schreiber	1	3	4	18
Barrett Serrato	3	9	17	35
Tyler Spillner	1	4	14	56
Stephen Talbott	2	5	6	12

REACHED SAFELY TO BEGIN AN INNING: 2011

PLAYER	REACHED	OPPORTUNITIES	PERCENTAGE	OBP IN 2011
Chris Antonelli	0	0	—	.000
Payton Bieker	1	1	1.000	.250
Kyle Bischoff	1	1	1.000	.333
David Blount	0	0	—	.800
Ryan Bridges	1	2	.500	.462
Eric Charles	5	9	.556	.421
Angelo Cianfrocco	4	6	.667	.548
Andrew Dixon	1	4	.250	.273
Jake Hansen	1	3	.000	.333
David Miller	0	1	.000	.647
Sean McHugh	0	0	—	.500
Cameron Perkins	5	7	.714	.457
Kevin Plawecki	2	4	.500	.471
Brad Schreiber	1	3	.333	.385
Barrett Serrato	3	6	.500	.607
Tyler Spillner	6	11	.545	.405
Stephen Talbott	1	3	.333	.481

2011 INHERITED RUNNERS/SCORED RECAP

PITCHER	INHERITED	SCORED	PERCENTAGE	RELIEF APP
Lance Breedlove	2	2	1.000	2
Sean Collins	3	0	.000	3
Pat Gannon	2	0	.000	2
Matt Gibbs	0	0	—	2
Calvin Gunter	1	1	1.000	2
Joe Haase	1	0	.000	2
Robert Ramer	2	1	.500	1
Mike Sudbury	2	0	.000	1
Nick Wittgren	3	0	.000	3
Team	16	4	.250	18

GROUND BALL DOUBLE PLAYS FORCED

— 2011 —

<u>PITCHER</u>	<u>GDPs</u>	<u>INNINGS</u>	<u>GDPs</u>	<u>INNINGS</u>
Lance Breedlove	0	3 1/3	0	3 1/3
Tyler Calder	0	0	0	9 2/3
Sean Collins	0	3 2/3	5	43 2/3
Pat Gannon	2	3	5	24 2/3
Matt Gibbs	0	1 1/3	0	1 1/3
Calvin Gunter	0	2 2/3	4	39 1/3
Joe Haase	0	6 2/3	7	57
Blake Mascarello	0	8	6	60 1/3
Matt Morgan	0	9 2/3	11	182 1/3
Robert Ramer	0	3	2	24 1/3
Brad Schreiber	0	12	3	36 1/3
Mike Sudbury	1	2	1	5
Nick Wittgren	0	7 1/3	0	7 1/3

2011 PURDUE TRAVEL ROSTER

<u>No.</u>	<u>Name</u>	<u>Pos</u>	<u>B-T</u>	<u>Ht</u>	<u>Wt</u>	<u>Yr</u>	<u>Hometown (High School/Previous College)</u>
PITCHERS							
1	Joe Haase	RHP	R-R	5-11	175	Jr	Knightstown, Ind. (Knightstown)
7	Pat Gannon	LHP	R-L	6-0	175	So	Evergreen Park, Ill (Brother Rice)
13	Blake Mascarello	LHP	L-L	6-1	200	Jr	Crown Point, Ind. (Crown Point)
18	Matt Morgan	RHP	R-R	5-11	170	Sr	Fishers, Ind. (Hamilton Southeastern)
27	Matt Gibbs	RHP	R-R	6-4	200	Fr	Columbus, Ohio (Upper Arlington)
28	Nick Wittgren	RHP	R-R	6-3	185	So	Lafayette, Ind. (McCutcheon/Parkland CC)
35	Calvin Gunter	LHP	L-L	6-0	175	Jr	Noblesville, Ind. (Noblesville/Toledo)
37	Sean Collins	RHP	R-R	6-5	215	Jr	Pendleton, Ind. (Pendleton Heights)
39	Mike Sudbury	LHP	L-L	6-7	200	Jr	Munster, Ind. (Munster)
40	Brad Schreiber	RHP/DH	R-R	6-4	235	So	Menasha, Wis. (Kimberly)
43	Robert Ramer	RHP	R-R	6-4	190	So	Sunnyvale, Calif. (Fremont)
45	Lance Breedlove	RHP	R-R	6-1	165	Jr	Long Beach, Calif. (Los Alamitos/Long Beach City CC)
CATCHERS							
5	Payton Bieker	C/OF	R-R	5-10	165	Sr	Fort Wayne, Ind. (Snider/Vincennes Univ.)
17	Sean McHugh	C/UTIL	R-R	5-11	185	Fr	Leawood, Kan. (Blue Valley North)
26	Kevin Plawecki	C	R-R	6-2	200	So	Carmel, Ind. (Westfield)
38	Kyle Bischoff	C	S-R	6-0	185	So	Decatur, Ind. (New Haven)
INFIELDERS							
2	Eric Charles	2B	R-R	5-10	180	Jr	Zionsville, Ind. (Zionsville)
6	Jake Hansen	SS/2B	R-R	5-8	160	So	Westfield, Ind. (Westfield)
9	Collin DeDecker	3B	R-R	6-2	185	Jr	Champaign, Ill. (Centennial/Parkland CC)
15	David Blount	SS/3B	R-R	5-11	185	Sr	Miami, Fla. (Palmetto)
21	Ryan Bridges	1B/3B	R-R	6-0	215	Jr	Griffith, Ind. (Griffith)
22	Cameron Perkins	3B/1B	R-R	6-5	200	So	Indianapolis (Southport)
23	Barrett Serrato	SS	L-R	6-2	185	Jr	West Chicago, Ill. (West Chicago)
29	David Miller	2B/SS	L-R	5-8	175	Jr	St. Louis, Mo. (St. Louis Univ. High/SW Illinois CC)
OUTFIELDERS							
8	Angelo Cianfrocco	OF/1B	L-L	6-2	180	So	San Diego, Calif. (Westview)
11	Andrew Dixon	OF	L-R	5-9	175	Jr	Lafayette, La. (Lafayette/Hutchinson CC)
36	Stephen Talbott	OF	R-R	6-3	195	So	Freehold, N.J. (Freehold Township)
44	Tyler Spillner	OF	L-R	6-1	185	Jr	Fort Wayne, Ind. (Northrop)
COACHING STAFF							
4	Doug Schreiber	Head Coach		13th Year			
25	Ryan Sawyers	Assistant Coach		4th Year			
24	Jeff Duncan	Assistant Coach		2nd Year			
12	Tristan McIntyre	Assistant Coach		1st Year			

Pronunciation Guide

#1 Joe **HAASE**: Hase (like Chase)
 #3 Steve **MANIAGO**: Mon-ee-ah-go
 #5 Payton **BIEKER**: Bee-ker
 #8 Angelo **CIANFROCCO**: See-ann-froc-oh
 #9 Collin **DeDECKER**: Dee-Deck-er
 #13 Blake **MASCARELLO**: Mask-uh-rell-oh
 #15 David **BLOUNT**: Blunt
 #16 Patrick **COGLAN**: Cog-lan
 #20 Emilio **DOMONDON**: Doe-mon-don
 #23 Barrett **SERRATO**: Ser-rah-toe

#26 Kevin **PLAWECKI**: Plah-weck-ee
 #28 Nick **WITTGREN**: Witt-gren
 #30 Andrew **QUINNETTE**: Quinn-ett
 #36 Stephen **TALBOTT**: Tal-Bit (not Tall)
 #38 Kyle **BISCHOFF**: Bish-off
 #39 Mike **SUDBURY**: Sud-berry
 #41 Sam **SLUTSKY**: Slut-ski
 #42 Chris **ANTONELLI**: Ann-tuh-nell-ee
 #43 Robert **RAMER**: Ray-mer




Opening in 2012

The New Northwest Baseball Facility

Construction to Begin Spring of 2011

Stadium to be located near the intersection of McCormick & Cherry on the northwest side of campus

The 2011 season will be Purdue's last at Lambert Field. The new northwest baseball facility is set to open for the 2012 home opener. The \$21 million baseball stadium, to be financed with athletics department funds, could eventually seat up to 2,500 spectators in the first phase of improvements to the Northwest Athletics Complex that includes the adjacent soccer facility. The intercollegiate baseball stadium will replace the existing 1,100-seat Lambert Field, which has been the team's home since 1965. Purdue will close out Lambert Field this year with an eight-game homestand from May 11-21, highlighted by Big Ten Conference series against Illinois and Iowa.



Record: 5-2 Home: 0-0 Away: 3-1 Neutral: 2-1 Big Ten: 0-0



2011 Purdue Baseball
Overall Statistics for Purdue (as of Feb 27, 2011)
(All games Sorted by Batting avg)



Record: 5-2 Home: 0-0 Away: 3-1 Neutral: 2-1 Big Ten: 0-0

Player	avg	gp-gs	ab	r	h	2b	3b	hr	rbi	tb	slg%	bb	hp	so	gdp	ob%	sf	sh	sb-att	po	a	e	fld%
23 SERRATO, Barrett	.583	7-7	24	11	14	3	1	0	9	19	.792	2	1	5	0	.607	1	1	1-1	7	5	4	.750
29 MILLER, David	.571	4-3	14	2	8	1	0	0	4	9	.643	2	1	1	0	.647	0	0	0-1	8	10	1	.947
8 CIANFROCCO, Angelo	.481	7-7	27	11	13	2	1	2	6	23	.852	3	1	8	2	.548	0	0	1-1	40	0	0	1.000
26 PLawecki, Kevin	.419	7-7	31	8	13	2	0	0	7	15	.484	2	1	2	2	.471	0	0	1-3	47	6	1	.981
22 PERKINS, Cameron	.387	7-7	31	7	12	4	1	2	11	24	.774	1	3	4	0	.457	0	0	0-0	5	21	3	.897
2 CHARLES, Eric	.371	7-7	35	7	13	3	1	0	5	18	.514	0	3	5	0	.421	0	0	3-4	19	20	1	.975
36 TALBOTT, Stephen	.333	7-6	21	8	7	1	0	0	5	8	.381	3	3	0	2	.481	0	2	4-4	8	1	0	1.000
44 SPILLNER, Tyler	.276	7-7	29	5	8	3	0	0	4	11	.379	7	0	4	1	.405	1	1	3-4	14	0	1	.933

15 BLOUNT, David	.667	3-1	3	5	2	1	0	0	3	3	1.000	1	1	0	0	.800	0	0	0-0	0	0	0	.000
21 BRIDGES, Ryan	.364	5-3	11	2	4	2	0	0	2	6	.545	1	1	3	0	.462	0	0	1-1	24	1	1	.962
6 HANSEN, Jake	.333	5-1	9	1	3	1	0	0	0	4	.444	0	0	0	0	.333	0	0	0-0	3	3	1	.857
38 BISCHOFF, Kyle	.333	2-0	3	0	1	0	0	0	0	1	.333	0	0	0	0	.333	0	0	0-0	1	1	0	1.000
40 SCHREIBER, Brad	.273	3-3	11	0	3	1	0	0	3	4	.364	1	1	5	0	.385	0	0	0-0	0	2	0	1.000
5 BIEKER, Payton	.182	4-2	11	3	2	1	1	0	2	5	.455	1	0	2	0	.250	0	0	0-0	11	1	0	1.000
11 DIXON, Andrew	.000	5-2	8	1	0	0	0	0	0	0	.000	2	1	3	0	.273	0	1	1-1	0	0	0	.000
42 ANTONELLI, Chris	.000	1-0	2	0	0	0	0	0	0	0	.000	0	0	0	1	.000	0	0	0-0	0	0	0	.000
9 DeDECKER, Collin	.000	1-0	1	0	0	0	0	0	0	0	.000	0	0	0	0	.000	0	0	0-0	0	0	0	.000
17 McHUGH, Sean	.000	3-0	1	1	0	0	0	0	0	0	.000	1	0	0	0	.500	0	0	0-0	0	0	0	.000
Totals	.379	7	272	72	103	25	5	4	61	150	.551	27	17	42	8	.462	2	5	15-20	188	75	13	.953
Opponents	.313	7	272	52	85	20	3	2	46	117	.430	23	4	55	3	.371	3	2	2-5	189	84	14	.951

LOB - Team (62), Opp (64). DPs turned - Team (4), Opp (9). IBB - Team (1), PERKINS 1. Picked off - PERKINS 1, SPILLNER 1.

(All games Sorted by Earned run avg)

Player	era	w-l	app	gs	cg	sho	sv	ip	h	r	er	bb	so	2b	3b	hr	b/avg	wp	hp	bk	sfa	sha
18 MORGAN, Matt	1.86	1-0	2	2	0	0/0	0	9.2	10	8	2	6	9	3	1	1	.250	3	2	0	0	0
40 SCHREIBER, Brad	2.25	2-0	2	2	0	0/0	0	12.0	7	4	3	2	12	3	0	0	.156	0	0	0	0	1
28 WITTGREN, Nick	4.91	0-1	3	0	0	0/0	1	7.1	9	4	4	2	7	0	1	1	.310	0	0	0	1	0
13 MASCARELLO, Blake	9.00	0-1	2	2	0	0/0	0	8.0	13	12	8	1	5	7	0	0	.351	1	1	0	0	0

37 COLLINS, Sean	0.00	1-0	3	0	0	0/0	0	3.2	3	0	0	2	7	0	0	0	.231	0	0	0	0	1
43 RAMER, Robert	0.00	0-0	1	0	0	0/0	0	3.0	0	0	0	3	3	0	0	0	.000	0	0	0	0	0
7 GANNON, Pat	0.00	0-0	2	0	0	0/0	0	3.0	3	0	0	1	1	0	0	0	.300	0	0	0	0	0
1 HAASE, Joe	5.40	1-0	3	1	0	0/0	0	6.2	14	5	4	3	4	3	0	0	.389	0	1	0	0	0
39 SUDBURY, Mike	9.00	0-0	1	0	0	0/0	0	2.0	4	2	2	0	1	1	0	0	.444	0	0	0	0	0
45 BREEDLOVE, Lance	13.50	0-0	2	0	0	0/0	1	3.1	6	6	5	1	4	0	1	0	.316	0	0	0	0	0
27 GIBBS, Matt	13.50	0-0	2	0	0	0/0	0	1.1	5	2	2	1	0	1	0	0	.556	1	0	0	0	0
35 GUNTER, Calvin	30.38	0-0	2	0	0	0/0	0	2.2	11	9	9	1	2	2	0	0	.647	0	0	0	2	0
Totals	5.17	5-2	7	7	0	0/0	2	62.2	85	52	36	23	55	20	3	2	.313	5	4	0	3	2
Opponents	8.00	2-5	7	7	0	0/0	0	63.0	103	72	56	27	42	25	5	4	.379	7	17	2	2	5

Pickoffs - Team (0), Opp (2). SBA/ATT - PLawecki (2-5), BREEDLOVE (2-2), WITTGREN (0-1), RAMER (0-1), MASCARELLO (0-1).