



2016 PURDUE BASEBALL



2012 BIG TEN CHAMPIONS • PURDUESPORTS.COM • @PURDUEBASEBALL
SID Contact Info: Ben Turner // benturner@purdue.edu // Office: 765-494-3198 // Cell: 217-549-7965

– FEBRUARY (1-5) –

19	+ at #21 Georgia Tech	L	5-2
20	+ at Kennesaw State	L	5-2
21	+ at Georgia State	W	5-3
26	at #10 California	L	10-0
27	at #10 California	L	4-0
28	at #10 California	L	15-5

– MARCH (3-12, 0-3 BIG TEN) –

4	at East Tennessee State	L	4-2
5	at East Tennessee State	W	19-6
	at East Tennessee State	L	9-8
6	at East Tennessee State	L	8-2
11	% vs Saint Louis	L	3-2
12	% vs North Dakota	W	5-0
	% at Kansas (ESPN3)	L	8-1
18	! vs Ohio	L	6-4
19	! vs Ohio	W	5-4 (15)
20	! vs Ohio	L	9-2
22	at Ball State	L	9-8
23	#7 LOUISVILLE (BTN)	L	9-4
25	• NEBRASKA	L	9-5
26	• NEBRASKA	L	11-6
27	• NEBRASKA	L	9-8
30	VALPARAISO	Canceled	

– APRIL (3-16, 2-12 BIG TEN) –

1	• at Penn State	L	3-1
2	• at Penn State	L	7-2
	• at Penn State	L	7-6 (12)
5	at Indiana State	L	4-1
8	• at Indiana	L	10-9
9	• at Indiana	L	3-2
10	• at Indiana (BTN)	L	7-6
12	EASTERN MICHIGAN	L	6-5 (10)
15	• MICHIGAN STATE	L	11-0
16	• MICHIGAN STATE	L	5-3
17	• MICHIGAN STATE	W	5-2
19	BALL STATE	W	9-2
20	INDIANA STATE	L	22-4
22	• at Maryland	W	7-1
23	• at Maryland	L	6-0
24	• at Maryland	L	11-3
26	at Illinois State	L	10-2
29	• OHIO STATE	L	3-1
	• OHIO STATE	L	3-2

– MAY (0-9, 0-7 BIG TEN) –

1	• OHIO STATE	L	5-1
6	• at Northwestern	L	7-3
7	• at Northwestern (BTN)	L	7-4
8	• at Northwestern	L	3-0
10	IPFW	L	4-3
11	at Valparaiso	L	13-10
13	• #25 MINNESOTA	L	4-3 (10)
14	• #25 MINNESOTA	L	14-4
15	• #25 MINNESOTA	L	3-0
17	! vs IPFW		6:30 p.m.
19	CAL STATE NORTHRIDGE		7 p.m.
20	CAL STATE NORTHRIDGE		7 p.m.
21	CAL STATE NORTHRIDGE		2 p.m.
22	CAL STATE NORTHRIDGE		Noon

• Big Ten Conference game
+ Atlanta Challenge (Road Games at 3 Diff. Fields)
% Millard Management Classic (Lawrence, Kan.)
! Game Played at Kokomo Muni. Stadium (Kokomo, Ind.)
(BTN) Big Ten Network Live Television
Live Video Webcasts of Selected Home Games & B1G
Road Games via BTN2Go.com & BTN2Go App
WSHY AM 1410 Carries Purdue Games
All Times Eastern
HOME GAMES at ALEXANDER FIELD

– SEASON FINALE SERIES –

CAL STATE NORTHRIDGE MATADORS (31-17)

AT PURDUE BOILERMAKERS (7-43)

4-GAME SERIES • MAY 19-22 • ALEXANDER FIELD • WEST LAFAYETTE, INDIANA

Series Opener: Thursday, May 19 at 7 p.m. on BTN2Go

Game Two: Friday, May 20 at 7 p.m. on BTN2Go

Game Three: Saturday, May 21 at 2 p.m. on BTN2Go

Series Finale: Sunday, May 22 at Noon on BTN2Go

– SERIES HISTORY –

All-Time Series: CSUN leads 3-0 • All-Time in West Lafayette: First Meetings
Purdue Under Doug Schreiber vs. Cal State Northridge: CSUN leads 3-0 (Since 1999)
Last Meetings: CSUN won 11-10 & 11-4 (2002 in Northridge/Lancaster, Calif.)

First Meeting: CSUN 8, Purdue 6 (March 2001 in Northridge)

– LIVE COVERAGE –

Webcasts: BTN2Go.com & BTN2Go App (All Games)

Radio: WSHY AM 1410 (All Games) • Free Internet Audio: PurdueSports.com (All Games)

– PURDUE'S PROBABLE LINEUP –

Pos	#	NAME	AVG	RUNS	HITS	XBH	HR	RBI	BB	OBP	SB
3B	20	Brett Carlson (Sr)	.276	18	37	14	2	17	18	.366	2-4
<i>Notable: 0-for-9 in last 2 games after 6-game hit streak (9-for-28) ended; four 3-hit games in B1G play</i>											
CF	22	Kyle Johnson (Sr)	.317	33	63	19	6	29	19	.387	5-8
<i>Notable: Reached base safely 44 of 49 games played this year; went 4-for-4 with a walk Saturday vs MINN</i>											
1B	14	Kyle Wood (Sr)	.277	26	49	23	11	33	30	.426	2-3
<i>Notable: Riding 13-game reached safely streak (.483 OBP); 33 free passes (21 BB, 12 HBP) & since April 1</i>											
DH	17	Daniel Sander (Sr)	.280	4	14	3	–	8	6	.351	0-0
<i>Notable: Had career-best game (5-for-5, 3 2B, 5 RBI) at Valpo, the first 5-hit game by a Boiler since 2011</i>											
C	9	Nick Dalesandro (Fr)	.286	10	52	8	–	25	15	.342	2-3
<i>Notable: 2-for-15 over last 4 games since 9-game hit streak snapped; has 3 hit streaks of at least 8 games</i>											
RF	11	Alec Olund (So)	.262	17	45	6	–	12	14	.325	3-3
<i>Notable: Reached base safely in all 3 games vs. Minnesota, but just 4-for-28 with no RBI in last 8 games</i>											
LF	31	Jack Picchiotti (Sr)	.246	20	35	8	–	11	6	.305	5-7
<i>Notable: 3-hit, 2-RBI game at Valpo May 11 is lone bright spot in 3-for-24 skid dating back to April 23</i>											
2B	16	Cody Strong (Sr)	.267	19	44	9	–	9	19	.356	3-5
<i>Notable: Has a hit in 4 of last 5 games after 0-for-14 showing during 4-game hitless stretch (May 1-8)</i>											
SS	5	Harry Shipley (So)	.178	17	26	3	–	8	20	.335	6-6
<i>Notable: Had season-high 3 hits Tuesday vs IPFW; now 2nd in Big Ten with 15 HBP; .971 fielding pct.</i>											

– PROBABLE PITCHING MATCH-UPS –

NAME	W-L	GS	IP	H	R-ER	BB	K	ERA	B/Avg
Gavin Downs (Sr, RHP)	1-5	8	54	69	40-35	18	20	5.83	.314
vs CSUN's Joe Ryan (So, RHP)	1-0	5	30.1	32	11-10	10	27	2.97	.269
Matt Frawley (Jr, RHP)	1-5	8	66	63	35-23	26	50	3.14	.251
vs CSUN's Angel Rodriguez (Sr, RHP)	4-4	10	69	68	30-26	15	61	3.39	.261
Shane Bryant (Sr, RHP)	0-5	7	53.1	59	34-29	18	43	4.89	.294
vs CSUN's Kenny Rosenberg (So, LHP)	5-1	13	83	62	33-31	26	101	3.36	.207
TBA									
vs CSUN's Andrew Weston (So, RHP)	7-4	9	60.1	58	25-21	17	32	3.36	.264

– PRIMARY BENCH & BULLPEN –

Pos	NAME	SLASH LINE	XBH	RBI	SB
C	James Jewell	.224/.278/.373	6	5	2-3
3B	J. McGowan	.212/.276/.250	4	9	0-0
IF	D. McKinnon	.154/.302/.154	—	1	0-1
IF	Stephen Kalina	.125/.192/.125	—	1	2-2
OF	Ted Snidanko	.133/.235/.200	1	1	0-0
C/1B	Justin Gubser	.190/.244/.214	1	4	0-0
1B	Evan Kennedy	.000/.100/.000	—	—	0-0
IF	Hayden Grant	.000/.100/.000	—	—	0-0

Pos	NAME	W-L-S	APP	IP	K/BB	ERA
RHP	Tanner Andrews	1-6-0	19	61.1	38/28	3.82
RHP	Brian Ghiselli	0-2-0	18	41.1	28/13	4.14
RHP	Eddie De LaRiva	1-1-0	14	33	19/7	4.64
RHP	T. Schumacher	1-5-0	21	30	24/18	7.20
RHP	Mike Lutz	1-2-0	13	33.2	16/17	6.15
RHP	Alex Lyons	1-5-0	13	16.1	9/11	9.37
RHP	Adam Dressler	0-2-0	7	11.2	4/6	10.80
RHP	N. Dalesandro	0-3-0	7	16.2	13/7	10.26
LHP	Robb Woodcock	0-0-0	9	4.2	4/7	5.79
RHP	Jacob Preston	0-2-0	3	6	4/4	13.50

– AROUND THE HORN –

• The Boilermakers close out their season with a rare four games in four days series vs. Cal State Northridge. Purdue has not played four games in four consecutive days against the same team since the 2014 spring break trip at San Diego State. The Matadors will have traveled farther than any other team to play at Alexander Field. The Boilers are scheduled to return the trip to CSUN during spring break of next season.

• Purdue has not closed the regular season with non-conference action since 1997. And should all four games be played this weekend, the five straight non-conference contests would be the Boilermakers' most consecutive to close a campaign since 1988 (six).


• Purdue fell to 1-13 in one-run games after Tuesday's 6-5 loss to IPFW. The Boilermakers are 3-24 in games decided by three runs or fewer, with more than half of their first 50 contests qualifying as close games.

• Purdue enters the weekend having lost 15 straight games after dropping 16 in a row earlier this season. It marks the first time the Boilermakers have had a pair of double-figure losing skids in the same year. Purdue has not ended a season on a double-figure losing streak since 1973 (11).

SEASON FINALE SERIES: PURDUE BASEBALL HOSTS CAL STATE NORTHRIDGE


SENIOR RECOGNITION DAY • SUNDAY, MAY 22

PURDUE VS. CAL STATE NORTHRIDGE • ALEXANDER FIELD



#47 SHANE BRYANT
PITCHER
LAFAYETTE, INDIANA

- Made 15 of his 30 appearances as a starter after transferring to Purdue from Indiana Wesleyan. Made 11 of his 15 starts in Big Ten play.
- Struck out a career-high nine vs. Ball State (2015) and Ohio State (2016), the most Ks by a Purdue pitcher since March 2013.
- Led Purdue to shutout victories as the starting pitcher in 2015 home wins vs. Valparaiso (5 1/3 IP) and Ball State (8 IP).
- Has been the Boilermakers' best pitcher at Alexander Field the last two seasons, recording a 2.91 ERA, 1.37 WHIP and 3.3 strikeout-to-walk ratio in 52 2/3 innings pitched.
- Surrendered no more than three runs over at least five innings in six outings this season, recording official quality starts vs. Northwestern and Minnesota.
- Two-time Academic All-Big Ten honoree graduated this month with a 3.25 GPA as a management major.



#20 BRETT CARLSON
THIRD BASE/OUTFIELD
SOUTH BEND, INDIANA

- Two-year starter has played in 88 of the 104 games after transferring from Austin Peay.
- Started games at five different positions – third base (26), left field (19), designated hitter (18) and second base (4) and right field (2).
- Had three doubles in the rubber game at Maryland this season, the first three-double game by a Boilermaker since May 2011.
- Has at least three hits in five different games this year, including a four-hit effort against Eastern Michigan.
- Batting a team-best .323 with 10 doubles and 13 RBI since posting three-hit game at Penn State on April 2.
- Reached base safely in the final 16 games of 2015 in which he started; drove in a run in all five games of the season-ending win streak.
- Homered in the 2016 win vs. Michigan State.
- Accounting and finance major graduated this month.



#42 GAVIN DOWNS
PITCHER
FORT WAYNE, INDIANA

- Four-year letterwinner has been part of the weekend rotation since 2014, making 24 of his 34 career starts on weekends.
- This season, became the first Purdue pitcher since 2013 to surpass the 200 career innings benchmark.
- Remains the last Boilermaker to throw a complete game, going the distance against Ohio State in 2014.
- Shined on the big stage at No. 4 LSU as a sophomore, striking out five over 6 1/3 innings of two-run ball. The Tigers didn't score until he left the mound in the seventh inning.
- Was also dynamite in wins at Nebraska (7 IP, 4 H, 1 R) and Maryland (8 IP, 7 H, 1 R) as an upperclassman.
- Four-time Academic All-Big Ten honoree earned his bachelor's degree in agricultural and biological engineering in 2015; has compiled 3.88 GPA as a graduate student.

SHANE BRYANT'S CAREER STATISTICS AT PURDUE

SEASON	ERA	W-L	APP	GS	CG	SHO	SV	IP	H	R	ER	BB	SO	BF	B/AVG
2016	4.89	0 -5	13	7	0	0/0	0	53 1/3	59	34	29	18	43	236	.294
2015	4.82	3 -3	17	8	0	0/2	0	65 1/3	85	40	35	19	54	295	.317
CAREER	4.85	3 -8	30	15	0	0/2	0	118 2/3	144	74	64	37	97	531	.307

BRETT CARLSON'S CAREER STATISTICS AT PURDUE

SEASON	GP-GS	AVG	AB	R	H	2B	3B	HR	RBI	TB	SLG	BB	HBP	OBP	SF	SH	SB
2016	46 -36	.276	134	18	37	12	0	2	17	55	.410	18	1	.366	0	6	2-4
2015	42 -33	.235	119	16	28	4	0	1	19	35	.294	21	3	.361	1	2	3-4
CAREER	88 -69	.257	253	34	65	16	0	3	36	90	.356	39	4	.364	1	8	5-8

GAVIN DOWNS' CAREER STATISTICS AT PURDUE

SEASON	ERA	W-L	APP	GS	CG	SHO	SV	IP	H	R	ER	BB	SO	BF	B/AVG
2016	5.83	1 -5	16	8	0	0/0	0	54	69	40	35	18	20	252	.314
2015	6.60	5 -4	23	11	0	0/0	0	61 1/3	72	50	45	20	34	282	.288
2014	4.26	3 -6	15	12	1	0/0	0	74	81	43	35	20	27	325	.287
2013	5.06	1 -1	5	3	0	0/1	0	16	18	10	9	6	11	69	.300
CAREER	5.44	10-16	59	34	1	0/1	0	205 1/3	240	143	124	64	92	928	.296

SENIOR RECOGNITION DAY • SUNDAY, MAY 22

PURDUE VS. CAL STATE NORTHRIDGE • ALEXANDER FIELD



#38 JAMES JEWELL
CATCHER
BATESVILLE, INDIANA

- Played in 43 games while making 30 starts over the last two years as a transfer from Wabash Valley College.
- Homered in Big Ten wins against Michigan State and Maryland this season.
- Thrown out 10 of 22 base stealers (45 percent) to rank among the Big Ten leaders this year.
- Made 20 of his 30 starts in Big Ten play, including 13 this year.
- Started 16 of Purdue's 21 games from April 5 through May 10 this season.
- Had three hits, including an RBI double and home run, in the series-opening win at Maryland, hitting safely in all three games of the weekend.
- Versatile hitter has six extra-base hits and six sacrifice bunts in 67 at-bats as a senior.
- Graduated this month with a degree in movement and sport science.



#22 KYLE JOHNSON
OUTFIELDER
SAN DIEGO, CALIFORNIA

- Four-year starting center fielder has played in 194 of the 205 games dating back to the beginning of 2013, making 190 starts.
- Led the team in extra-base hits (19), home runs, RBI, walks and outfield assists (5) as junior, batting .378 in Big Ten play to ranking eighth in the league.
- Lead the team in hits and batting average this year, hitting safely in every game of a team-high seven weekends.
- Hit grand slams at ETSU and Ball State as a senior, becoming the first Boilermaker with multiple grand slams in a season since 2009.
- Purdue's active career leader in runs, RBI, walks, stolen bases and outfield assists (16).
- Big Ten All-Freshman Team and a Big Ten Player of the Week honoree in 2013.
- Graduated with a degree in industrial management.



#23 MIKE LUTZ
PITCHER
N. BARRINTON, ILLINIOS

- Four-year primary contributor to the pitching staff has worked 161 1/3 innings over 82 career appearances.
- Just the second pitcher in program history to appear in 80-plus career games.
- Made six of his starts this season on weekends, including three Big Ten series openers.
- Worked five shutout innings in the 5-0 victory against North Dakota this season.
- Induced and started a game-ending 1-2-3 double play with the bases loaded and Purdue up by a run in the 2014 series-opening win at Illinois.
- Set a freshman record with 25 appearances in 2013; became just the third pitcher in program history to appear in 30 games in a season the following year.
- Three-time Academic All-Big Ten honoree as a management and finance major.

JAMES JEWELL'S CAREER STATISTICS AT PURDUE

SEASON	GP-GS	AVG	AB	R	H	2B	3B	HR	RBI	TB	SLG	BB	HBP	OBP	SF	SH	SB
2016	28 -19	.224	67	7	15	4	0	2	5	25	.373	4	1	.278	0	6	2-3
2015	15 -11	.263	38	4	10	1	0	0	6	11	.289	2	1	.317	0	2	0-0
CAREER	43 -30	.238	105	11	25	5	0	2	11	36	.343	6	2	.292	0	8	2-3

KYLE JOHNSON'S CAREER STATISTICS AT PURDUE

SEASON	GP-GS	AVG	AB	R	H	2B	3B	HR	RBI	TB	SLG	BB	HBP	OBP	SF	SH	SB
2016	49 -49	.317	199	33	63	11	2	6	29	96	.482	19	4	.387	0	2	5-8
2015	53 -53	.286	185	30	53	11	2	6	34	86	.465	31	5	.399	2	2	5-6
2014	46 -46	.224	170	18	38	5	1	2	18	51	.300	19	2	.307	1	1	4-5
2013	46 -42	.266	154	31	41	9	0	2	25	56	.364	18	3	.350	2	1	3-4
CAREER	194-190	.275	708	112	195	36	5	16	106	289	.408	87	14	.364	5	6	17-23


MIKE LUTZ'S CAREER STATISTICS AT PURDUE

SEASON	ERA	W-L	APP	GS	CG	SHO	SV	IP	H	R	ER	BB	SO	BF	B/AVG
2016	6.15	1 -2	13	9	0	0/1	0	33 2/3	55	42	23	17	16	176	.364
2015	5.65	1 -0	14	1	0	0/0	0	28 2/3	35	18	18	10	11	122	.324
2014	5.96	2 -7	30	2	0	0/1	3	48 1/3	68	38	32	24	11	231	.342
2013	6.75	1 -6	25	1	0	0/0	0	50 2/3	67	41	38	23	19	248	.312
CAREER	6.19	5-15	82	13	0	0/2	3	161 1/3	225	139	111	74	57	777	.334

SEASON FINALE SERIES: PURDUE BASEBALL HOSTS CAL STATE NORTHRIDGE


SENIOR RECOGNITION DAY • SUNDAY, MAY 22

PURDUE VS. CAL STATE NORTHRIDGE • ALEXANDER FIELD




#31 JACK PICCHIOTTI CATCHER/OUTFIELDER OAK PARK, ILLINOIS

- Four-year starter has been a true utility man, making his 152 career starts at five different positions – catcher (84), left field (40), designated hitter (19), third base (6) and right field (3).
- Threw out 18 base stealers as a junior to lead Big Ten through the end of the regular season.
- Named to the Johnny Bench Award watch list this year.
- Accounted for the first Purdue home run (April 2013) and first grand slam by any hitter (March 2015) at Alexander Field.
- Came through with game-tying singles late in both games of the thrilling doubleheader sweep of Sam Houston State in 2015.
- Finished the 2014 season having reached base safely in 19 consecutive games in which he started.



#16 CODY STRONG SECOND BASEMAN LAFAYETTE, INDIANA

- Four-year starter has started games at five different positions (2B, LF, 3B, RF, DH).
- Seen his most action at second base, where he has made 146 of his 165 career starts.
- Defensive team MVP as a junior has compiled a .960 career fielding percentage.
- Has more walks (74) than strikeouts (73) for his career.
- Led the team with a .436 on-base percentage as a freshman, highlighted by a .492 clip in Big Ten play; also reached base safely in 19 straight games in which he started in 2013.
- Posted four-hit games at California and Indiana this season.
- Two-time Academic All-Big Ten honoree has compiled a 3.18 GPA while majoring in organizational leadership.



#14 KYLE WOOD FIRST BASEMAN ORLAND PARK, ILLINOIS

- Four-year starter has played in 196 of the 205 games dating back to the beginning of 2013, making 191 starts.
- As a junior and team MVP, became the first Boilermaker since 2007 to win the team triple crown.
- Hit nine home runs in March this season, the most by a Boilermaker in a month since 2008; also posted the first double-figure home run campaign by a Purdue player in the BBCOR bat era (2011-present).
- Purdue all-time leader in hit by pitch also ranks eighth with 25 home runs; has 200 career hits.
- Delivered a walk-off single in the 13th inning of the 2014 series-opening win vs. Ohio State.
- Big Ten Player of the Week in 2015 after big series at OU; Big Ten All-Freshman Team in 2013.
- Graduated this month with a degree in movement and sport science.

JACK PICCHIOTTI'S CAREER STATISTICS AT PURDUE

SEASON	GP-GS	AVG	AB	R	H	2B	3B	HR	RBI	TB	SLG	BB	HBP	OBP	SF	SH	SB
2016	43 -34	.246	142	20	35	8	0	0	11	43	.303	6	6	.305	0	4	5-7
2015	52 -44	.222	167	17	37	7	1	4	28	58	.347	15	2	.290	2	2	2-3
2014	40 -35	.252	127	7	32	5	0	0	8	37	.291	16	5	.356	1	0	1-1
2013	44 -38	.268	157	16	42	4	1	1	26	51	.325	8	0	.301	1	2	5-5
CAREER	178-151	.246	593	60	146	24	2	5	73	189	.319	45	13	.311	4	8	13-16

CODY STRONG'S CAREER STATISTICS AT PURDUE

SEASON	GP-GS	AVG	AB	R	H	2B	3B	HR	RBI	TB	SLG	BB	HBP	OBP	SF	SH	SB
2016	47 -44	.267	165	19	44	8	1	0	9	54	.327	19	4	.356	0	5	3-5
2015	51 -49	.227	181	29	41	4	1	0	16	47	.260	17	8	.319	1	7	2-3
2014	47 -46	.224	161	17	36	6	0	0	12	42	.261	19	9	.335	2	8	4-5
2013	33 -26	.277	83	16	23	3	0	1	16	29	.349	19	6	.436	2	1	2-4
CAREER	178-165	.244	590	81	144	21	2	1	53	172	.292	74	27	.352	5	21	11-17

KYLE WOOD'S CAREER STATISTICS AT PURDUE

SEASON	GP-GS	AVG	AB	R	H	2B	3B	HR	RBI	TB	SLG	BB	HBP	OBP	SF	SH	SB
2016	50 -50	.277	177	26	49	11	1	11	33	95	.537	30	16	.426	0	0	2-3
2015	54 -52	.326	193	29	63	13	0	6	34	94	.487	23	10	.421	0	0	1-1
2014	46 -45	.302	169	20	51	10	0	3	15	70	.414	11	14	.390	1	1	4-4
2013	46 -44	.247	154	32	38	8	1	5	24	63	.409	20	14	.381	1	1	3-5
CAREER	196-191	.290	693	107	201	42	2	25	106	322	.465	84	54	.406	4	2	10-13

SENIOR RECOGNITION DAY • SUNDAY, MAY 22

PURDUE VS. CAL STATE NORTHRIDGE • ALEXANDER FIELD



#19 JUSTIN GUBSER
CATCHER
PACIFICA, CALIFORNIA

- Two-year letterwinner as a transfer from Cañada College in Northern California.
- Played in 52 games and started 27 times, making 17 starts at designated hitter, eight at catcher and two at first base.
- Connected for two-run homers at Western Carolina and Michigan State last year.
- Drove in a run in each of his first three plate appearances in the win against Ball State this season.
- Went 2-for-6 with a double and run scored in his homecoming series at Cal.
- Had multi-hit games at Western Carolina and Oklahoma, hitting safely in all three games of the WCU series.
- Made 12 of his 27 career starts in Big Ten play; batted cleanup in five of his nine starts this year.
- Called upon to pinch hit 18 times over

the last two seasons, the second most on the team.

- Two-time Academic All-Big Ten honoree graduated this month with a 3.18 GPA as a law and society major.

JUSTIN GUBSER'S CAREER STATISTICS AT PURDUE

SEASON	GP-GS	AB	R	HITS	2B	3B	HR	RBI	BB	AVG	OBP	SB
2016	22-9	42	3	8	1	0	0	4	2	.190	.244	0-0
2015	30-18	65	4	9	3	0	2	5	7	.138	.227	0-0
CAREER	52-27	107	7	17	4	0	2	9	9	.159	.233	0-0




#17 DANIEL SANDER
FIRST BASEMAN
EVANSVILLE, INDIANA

- Two-year letterwinner as a transfer from Vincennes University.
- Played in a team-high 45 games off the bench over the last two years, getting called on to pinch hit 36 times.
- Made five of his nine starts this season in the month of May, reaching base safely in all five.
- Has been one of Purdue's hottest hitters during the stretch run, going 10-for-21 with a .538 on-base percentage since April 26.
- Had a career day at Valparaiso this season, going 5-for-5 with three doubles and five RBI, recording the first five-hit game by a Boilermaker since 2011.
- One of just two Purdue players with a five-RBI game and three-double effort this season.

- His first hit as a Boilermaker was a pinch-hit game-tying double in the 12th inning of the walk-off win vs. Sam Houston State
- Started all three games of the Iowa series in 2015.
- Record nine of his 15 RBI with two outs, including six of seven last season.

DANIEL SANDER'S CAREER STATISTICS AT PURDUE

SEASON	GP-GS	AB	R	HITS	2B	3B	HR	RBI	BB	AVG	OBP	SB
2016	30-9	50	4	14	3	0	0	8	6	.280	.351	0-0
2015	32-8	48	2	10	1	0	0	7	5	.208	.296	0-1
CAREER	62-17	98	6	24	4	0	0	15	11	.245	.324	0-1




#37 PATRICK KENNEY
RELIEF PITCHER
GURNEE, ILLINOIS

- Three-year letterwinner returned to the mound this season after missing all of 2015 due to shoulder surgery.
- Appeared in 26 career games and started the 2014 series opener at Rice.
- Earned saves in victories against Connecticut, Cincinnati, Evansville and Illinois State as an underclassman.
- Recorded a save in his collegiate debut, working two innings of one-hit relief in the 2013 season-opening win vs. UConn.
- In 2014, saw action as a pinch runner in the 11-inning win at Michigan State and had his first collegiate at-bat in the series finale with Ohio State.
- Also made appearances in games at Mississippi State, LSU, Tennessee, San Diego State, Penn State, Illinois and Michigan State during his career.
- Worked at least two innings of scoreless relief in three of his four career saves.
- Academic All-Big Ten honoree graduated with a 3.39 GPA as a selling and sales management major.

PATRICK KENNEY'S CAREER STATISTICS AT PURDUE

SEASON	W-L	APP	GS	SV	IP	H	R-ER	BB	K	ERA	B/AVG
2016	0-0	1	0	0	1/3	2	3-3	1	0	81.00	.667
2014	0-0	11	1	1	11	14	11-11	13	4	9.00	.350
2013	0-0	14	0	3	12 1/3	12	14-13	18	9	9.49	.273
CAREER	0-0	26	1	4	23 2/3	28	28-27	32	13	10.27	.322

- Two-year letterwinner as a transfer from Palomar College in California.
- Pitched in 12 games as a Boilermaker, including nine this year.
- Mostly used as a situational lefty, but did work more than one inning of scoreless relief in outings against Butler and Kansas.
- Pitched a scoreless inning in his homecoming series at California.
- Struck out a pair in a scoreless inning of relief against IPFW on Tuesday.
- Surrendered hits to only six of the 36 batters he has faced as a Boilermaker.
- Won his lefty-lefty match ups in one-batter appearances against Kennesaw State and Nebraska this season.
- Also made appearances against Texas A&M-Corpus Christi, Oklahoma, East Tennessee State, Ohio, Indiana and Indiana State during his career.
- Two-time Academic All-Big Ten honoree graduated this month with a 3.22 GPA as a general communication major.



#28 ROBB WOODCOCK
RELIEF PITCHER
GREENBRAE, CALIFORNIA

ROBB WOODCOCK'S CAREER STATISTICS AT PURDUE

SEASON	W-L	APP	GS	SV	IP	H	R-ER	BB	K	ERA	B/AVG
2016	0-0	9	0	0	4 2/3	3	3-3	7	4	5.79	.176
2015	0-0	3	0	0	1 1/3	3	1-0	4	0	0.00	.500
CAREER	0-0	12	0	0	6	6	4-3	11	4	4.50	.261

2016 ROSTER

No.	Name	Pos	B/T	Ht	Wt	Yr	Hometown (High School/Previous College)
PITCHERS							
6	Eddie De LaRiva	RHP	R/R	6-2	190	RS-Jr	Blue Island, Ill. (St. Rita)
13	Tanner Andrews	RHP	R/R	6-4	205	So	Rochester, Ind. (Tippecanoe Valley)
23	Mike Lutz	RHP	R/R	6-1	190	Sr	North Barrington, Ill. (Lake Zurich)
24	Alex Lyons	RHP	R/R	6-5	215	Jr	Richmond, Ind. (Richmond/Vincennes JC)
28	Robb Woodcock	LHP	S/L	6-4	200	RS-Sr	Greenbrae, Calif. (Marin Catholic/Palomar JC)
30	Jacob Preston	RHP	R/R	6-2	205	Fr	Anderson, Ind. (Yorktown)
37	Patrick Kenney	RHP	R/R	6-4	215	RS-Jr	Gurnee, Ill. (Warren Township)
39	Brian Ghiselli	RHP	R/R	6-3	215	RS-Jr	West Lafayette, Ind. (West Lafayette/Miami Univ.)
41	Kyle Van Hoeck	LHP	L/L	6-3	180	So	Memphis, Tenn. (St. Benedict at Auburndale)
42	Gavin Downs	RHP	R/R	6-0	180	RS-Sr	Fort Wayne, Ind. (Carroll)
43	Tanner Schumacher	RHP	R/R	6-5	220	RS-Jr	Blaine, Minn. (Blaine/Wabash Valley JC)
45	Adam Dressler	RHP	R/R	6-0	185	Jr	Clarendon Hills, Ill. (Hinsdale Central)
46	Matt Frawley	RHP	R/R	6-1	195	Jr	Carol Stream, Ill. (Glenbard North)
47	Shane Bryant	RHP	R/R	6-3	210	RS-Sr	Lafayette, Ind. (McCutcheon/Indiana Wesleyan)
CATCHERS							
9	Nick Dalesandro	C/OF/RHP	R/R	6-2	185	Fr	Plainfield, Ill. (Joliet Catholic)
19	Justin Gubser	C/1B	R/R	6-4	225	Sr	Pacifica, Calif. (Terra Nova/Cañada JC)
38	James Jewell	C	R/R	5-10	200	RS-Sr	Batesville, Ind. (Batesville/Wabash Valley JC)
INFIELDBERS							
1	Duncan McKinnon	2B/3B/SS	S/R	5-9	170	Fr	Manhattan Beach, Calif. (Redondo Union)
5	Harry Shipley	SS	L/R	5-9	165	So	Fishers, Ind. (Indianapolis Cathedral)
10	Hayden Grant	2B/3B/SS	R/R	6-1	185	Jr	Solana Beach, Calif. (Cathedral Catholic)
14	Kyle Wood	1B	L/L	6-0	220	RS-Sr	Orland Park, Ill. (St. Laurence)
15	Evan Kennedy	1B/C	L/R	6-3	215	So	Lafayette, Ind. (Central Catholic)
16	Cody Strong	2B/OF/C	R/R	5-7	170	Sr	Lafayette, Ind. (McCutcheon)
17	Daniel Sander	1B	L/R	6-0	190	Sr	Evansville, Ind. (Reitz/Vincennes JC)
20	Brett Carlson	3B/OF	R/R	6-0	205	RS-Sr	South Bend, Ind. (Riley/Austin Peay)
21	Mike Kornacker	3B/1B/RHP	R/R	6-3	215	RS-Fr	Lemont, Ill. (St. Laurence)
27	Jacson McGowan	3B/RHP	R/R	6-3	200	Fr	Brownsburg, Ind. (Brownsburg)
44	Stephen Kalina	2B/3B/SS	L/R	5-9	175	RS-Fr	Edina, Minn. (Edina)
OUTFIELDERS							
11	Alec Olund	OF	R/R	6-2	190	So	Crown Point, Ind. (Lake Central)
22	Kyle Johnson	OF	R/R	6-5	210	Sr	San Diego, Calif. (Torrey Pines)
31	Jack Picchiotti	OF/C	L/R	5-11	200	Sr	Oak Park, Ill. (Oak Park-River Forest)
36	Ted Snidanko	OF	R/R	6-3	190	Jr	Homer Glen, Ill. (Lockport Township)
COACHING STAFF							
4	Doug Schreiber	Head Coach			18th Year		Third Base Coach
12	Tristan McIntyre	Assistant Coach			6th Year	Pitching Coach (Mound Visits/Pitching Changes)	
7	Wally Crancer	Assistant Coach			3rd Year		Hitting Coach
2	Jordan Comadena	Volunteer Asst. Coach			1st Year		First Base Coach

Pronunciation Guide

#5 Harry **SHIPLEY**: Ship-lee
 #6 Eddie **De LaRIVA**: Day Luh-ree-vuh
 #9 Nick **DALESANDRO**: Del-uh-SAND-ro
 #11 Alec **OLUND**: Ole-lund
 #19 Justin **GUBSER**: Gub-sir
 #21 Mike **KORNACKER**: Core-nuh-kerr
 #23 Mike **LUTZ**: Luts (Rhymes with Nuts)
 #27 **JACSON** McGowan: Jackson

#31 Jack **PICCHIOTTI**: Pick-ee-ott-ee
 #36 Ted **SNIDANKO**: Snid-dank-oh
 #37 Patrick **KENNEY**: Kenny
 #39 Brian **GHISELLI**: Juh-sell-ee
 #41 Kyle **VAN HOECK**: Van Hook
 #43 Tanner **SCHUMACHER**: Shoe-mock-er
 #44 **STEPHEN KALINA**: Steven Cuh-line-uh
 #45 Adam **DRESSLER**: Dress-ler
 #46 Matt **FRAWLEY**: Fraw-lee

COACHES

#4 Doug **SCHREIBER**: Shry-ber
 #7 Wally **CRANCER**: Cran-sir
 #12 Tristan **McINTYRE**: Mack-in-tire
 #2 Jordan **COMADENA**: Comb-uh-dee-nuh

- PURDUE'S WEEKEND ROTATION -



GAVIN DOWNS
RS-SENIOR RHP
FORT WAYNE, IND.
CARROLL HS

- Active career leader in games started and innings pitched became first Boilermaker to surpass 200 career innings pitched since 2013.
- Set to become a four-time Academic All-Big Ten honoree; also a 2015 Big Ten Distinguished Scholar award recipient.
- Posted his second career quality outing against Maryland, working eight innings of one-run ball in the longest outing of the year by a Purdue pitcher; followed that up with quality start (7 IP, 3 R) in tough-luck loss vs. Ohio State.
- Joined the weekend rotation for the first time in March 2014 and has made 24 of his 34 career starts on weekends.
- Started the 2015 season opener at Western Carolina but did not make another weekend start until Maryland series in April (8+ IP, 1 run allowed entering 9th).
- Led the way in Purdue's 2-1 pitcher's duel win in the middle game at Nebraska last year, inducing 13 ground ball outs over seven innings of one-run ball.
- Worked Purdue's first true complete game since February 2013 in tough-luck loss vs. Ohio State in April 2014, giving up runs in only one inning.
- No. 4 LSU did not score while he was on the mound in first start of 2014.
- True walk-on has been a part of the program since the fall of 2011, but red-shirted in 2012 after not making the official 35-man roster.
- Worked 4 1/3 innings of scoreless two-hit relief in his team debut, a 2013 midweek game vs. Indiana State.
- Helped Carroll High School win back-to-back 4A IHSAA state titles and was the winning pitcher in 2011 title game; all-conference & all-area honoree went 12-1 to tie the CHS wins record as a senior.

SEASON	ERA	W-L	APP	GS	CG	SHO	SV	IP	H	R	ER	BB	SO	BF	B/AVG
2016	5.83	1-5	16	8	0	0/0	0	54	69	40	35	18	20	252	.314
2015	6.60	5-4	23	11	0	0/0	0	61 1/3	72	50	45	20	34	282	.288
2014	4.26	3-6	15	12	1	0/0	0	74	81	43	35	20	27	325	.287
2013	5.06	1-1	5	3	0	0/1	0	16	18	10	9	6	11	69	.300
CAREER	5.44	10-16	59	34	1	0/1	0	205 1/3	240	143	124	64	92	928	.296



MATT FRAWLEY
JUNIOR RHP
CAROL STREAM, ILL.
GLENBARD NORTH HS

- Moved from weekend starter to closer late in 2015 and served as the team's relief ace early this season.
- Rejoined the weekend rotation in time for Big Ten play but would have been used in relief if needed to close out a win earlier in the series.
- Struck out a career-high seven over five innings of one-run ball at Indiana, leaving the game with Purdue up 5-1. Fanned 6 over 6 1/3 vs. Michigan State.
- Pitched at least seven innings of relief against ETSU and Ohio, helping Purdue win both games; closed out shutout win vs. North Dakota with four innings.
- Gave Purdue back-to-back quality starts against Top 25 teams (Illinois & Iowa) last year, but only received 2 runs of support combined.
- Did not give up a legit hit vs. NIU until the 6th inning last year after retiring 13 of the first 14 batters he faced; did not issue a walk over 6 innings.
- Shined vs Bakersfield in 2015, retiring 15 of 16 batters during one stretch en route to 7 shutout innings of 3-hit ball.
- Enjoyed a strong summer of 2014 in Midwest Collegiate League, where he was named an All-Star & pitched 8 innings of 3-hit ball in a playoff win that sent his DuPage County Hounds to league championship series.
- Took the mound in each of the first 6 weekends as a freshman.
- His father Mike played baseball at Illinois State.

SEASON	ERA	W-L	APP	GS	CG	SHO	SV	IP	H	R	ER	BB	SO	BF	B/AVG
2016	3.39	1-5	12	7	0	0/1	1	61	61	33	23	23	46	269	.263
2015	4.55	1-9	14	12	0	0/0	2	55 1/3	59	40	28	23	33	256	.276
2014	11.40	1-0	13	0	0	0/0	0	15	25	22	19	10	11	84	.362
CAREER	4.62	3-14	42	20	0	0/1	3	136 1/3	147	97	70	59	94	631	.275



SHANE BRYANT
RS-SENIOR RHP
LAFAYETTE, IND.
MCCUTCHEON HS
INDIANA WESLEYAN UNIV.

- Joined Gavin Downs as the only Boilermakers to record consecutive quality starts this year, giving up four earned runs over 14 innings vs. NU & Minnesota.
- Struck out 9 of the 20 batters he faced over five innings vs. Ohio State and 7 of the first 14 batters he faced in Purdue's Sunday win vs. Michigan State.
- Excelled in long relief in back-to-back outings against ETSU and Saint Louis, working a combined 8 2/3 innings of three-run ball.
- Led the team in innings pitched, strikeouts and strikeout-to-walk ratio (2.84) in 2015, starting four Big Ten games and four midweek contests.
- Led Purdue to both of its shutout victories in 2015, midweek home wins vs. Valparaiso and Ball State.
- Shined at home in 2015, going 3-1 with a 2.45 ERA, .262 batting average against and 32 strikeouts in 33 innings over 6 starts at Alexander Field.
- Struck out 9 over a season-high 8 shutout innings vs. Ball State, the most strikeouts by a Purdue pitcher since March 2013; fanned eight of the 23 batters he faced over 4 2/3 innings the following week against Illinois State.
- All-Midwest Collegiate Team honoree as a sophomore in 2013 at Indiana Wesleyan, posting a 7-3 record with a 4.21 ERA, throwing 7 complete games and 72 2/3 innings.
- Two-time Academic All-Big Ten honoree & also a dean's list student at IWU.

SEASON	ERA	W-L	APP	GS	CG	SHO	SV	IP	H	R	ER	BB	SO	BF	B/AVG
2016	4.89	0-5	13	7	0	0/0	0	53 1/3	59	34	29	18	43	236	.294
2015	4.82	3-3	17	8	0	0/2	0	65 1/3	85	40	35	19	54	295	.317
CAREER	4.85	3-8	30	15	0	0/2	0	118 2/3	144	74	64	37	97	531	.307

NOTABLE CAREER OUTINGS

DATE	OPPONENT	DEC	IP	H	R-ER	BB	K
- 2016 -							
2/21/16	at Georgia St.	ND	5	5	3-2	0	1
3/27/16	Nebraska^	ND	3.2	6	1-1	0	1
4/01/16	at Penn State^	L	4	2	2-2	1	0
4/15/16	Michigan St.	L	4	5	4-3	1	0
4/22/16	at Maryland	W	8	7	1-1	1	4
4/29/16	Ohio State	L	7+	8	3-3	2	4
5/13/16	Minnesota	ND	4.1	6	2-2	1	1
- 2015 -							
3/17/15	at Louisville	ND	5	5	2-2	0	3
4/26/15	Maryland	L	8+	6	4-4	1	3
5/10/15	at Nebraska	W	7	4	1-1	2	2
- 2014 -							
3/01/14	vs Butler^	W	5.2	5	0-0	1	1
3/08/14	at LSU	ND	6.1	5	2-2	1	5
3/22/14	at Southern Ill.	ND	6.1	8	3-3	2	3
4/19/14	Michigan	W	7	3	2-0	3	2
4/26/14	Ohio State	L	9	5	2-2	0	3
5/17/14	Iowa	W	7	8	3-2	0	1
- 2013 -							
4/03/13	Indiana St.^	ND	4.1	2	0-0	1	2
4/24/13	UIC	W	5	6	0-0	1	5

^ Relief Appearance

Purdue Record When He Starts: 10-24

NOTABLE CAREER OUTINGS

DATE	OPPONENT	DEC	IP	H	R-ER	BB	K
- 2016 -							
3/05/16	at ETSU^	W	7.2	5	2-1	0	6
3/12/16	vs N. Dakota^	S	4	3	0-0	0	2
3/19/16	vs Ohio^	ND	7	4	1-1	1	3
3/26/16	Nebraska	L	6	6	4-1	2	4
4/02/16	at Penn State	L	4.1	6	6-6	6	4
4/10/16	at Indiana	ND	5	4	1-1	2	7
4/16/16	Michigan St.	L	6.1	8	4-2	1	6
4/23/16	at Maryland	L	7	10	4-4	4	3
4/29/16	Ohio State	L	5	6	3-1	2	3
5/07/16	at N'western	ND	5+	4	4-4	3	4
5/14/16	Minnesota	ND	5	2	2-0	3	4
- 2015 -							
2/14/15	at W. Carolina	ND	4	3	3-2	3	5
2/28/15	vs Bakersfield	ND	7	3	0-0	1	5
3/15/15	vs Northern Ill.	W	6	2	2-1	0	3
4/05/15	Iowa	L	6.1	6	3-2	0	1
4/13/15	at Illinois	L	6+	6	2-2	3	1

^ Relief Appearance

Purdue Record When He Starts: 2-18

NOTABLE CAREER OUTINGS

DATE	OPPONENT	DEC	IP	H	R-ER	BB	K
- 2016 -							
3/05/16	at ETSU^	ND	5.1	3	3-3	1	5
3/11/16	vs Saint Louis^	ND	3.1	1	0-0	1	6
4/02/16	at Penn State	ND	3.2	6	4-3	3	2
4/09/16	at Indiana	L	5.2	5	3-3	3	3
4/17/16	Michigan St.	ND	5	7	2-2	0	7
4/24/16	at Maryland	L	2+	2	4-4	3	1
5/01/16	Ohio State	ND	5	3	0-0	1	9
5/08/16	N'western	L	7.1	8	3-3	0	4
5/15/16	Minnesota	L	6.2	4	3-1	3	4
- 2015 -							
2/22/15	vs Missouri^	ND	4	2	0-0	0	3
3/18/15	Valparaiso	W	5.1	4	0-0	2	5
3/24/15	Kent State	ND	5	8	2-2	2	6
4/22/15	Ball State	W	8	5	0-0	0	9
4/28/15	Illinois State	ND	4.2	5	3-3	3	8
5/14/15	Penn State	W	6	6	2-2	2	3

^ Relief Appearance

Purdue Record When He Starts: 5-10

SEASON FINALE SERIES: PURDUE BASEBALL HOSTS CAL STATE NORTHRIE

18TH YEAR

2012 BIG TEN COACH OF THE YEAR

CAREER RECORD

482-510 (.488)

BIG TEN RECORD

227-260 (.466)

BIOGRAPHICAL INFORMATION

Full Name Douglas Lee Schreiber
Date of Birth Aug. 25, 1963
Place of Birth La Porte, Ind.
Education Purdue University, B.A.,
..... Communications
College Career Purdue, 1983-86
Wife Sarah

COACHING EXPERIENCE

Purdue	1999-Present, Head Coach
Arizona St.	1995-98, Assistant Coach
Notre Dame	1994, Assistant Coach
Butler	1993, Assistant Coach
Ball State	1991-92, Graduate Assistant

SCHREIBER'S MLB DRAFT PICKS

1999 Russ Morgan, pitcher Houston (21)
2000 Andy Helmer, pitcher Cleveland (25)
2001 **Dave Gassner**, pitcher Toronto (24)
2002 Chadd Blasko, pitcher Chicago [NL] (1)
2003 Dustin Glant, pitcher Arizona (7)
Nick McIntyre, second base Detroit (20)
2004 Simon Klink, third base . San Francisco (21)
2005 Scott Byrnes, pitcher Toronto (28)
2006 Mitch Hilligoss, shortstop .. New York [AL] (6)
Chris Toneguzzi, pitcher Milwaukee (13)
Jay Buente, pitcher Florida (14)
Dan Sattler, pitcher Texas (44)
2007 Andrew Groves, pitcher Colorado (11)
2008 **Josh Lindblom**, pitcher Los Angeles (2)
Ryne White, first base Arizona (4)
Andy Loomis, pitcher Florida (16)
Dan Black, third base ... San Francisco (35)*
Matt Bischoff, pitcher New York [NL] (47)*
2009 Dan Black, third base Chicago [AL] (19)
Brandon Haveman, outfield Seattle (24)
Matt Jansen, pitcher San Francisco (43)*
2010 Matt Bischoff, pitcher Seattle (20)
Kevin Cahill, pitcher Washington (41)
2012 **Kevin Plawecki**, catcher . New York [NL] (1)
Cameron Perkins, third base . Philadelphia (6)
Nick Wittgren, pitcher Miami (9)
Lance Breedlove, pitcher Pittsburgh (23)
Eric Charles, second base ... San Diego (29)
Barrett Serrato, outfield Texas (30)
Brad Schreiber, pitcher Minnesota (40)*
2014 Sean McHugh, catcher Philadelphia (18)
Jordan Minch, pitcher Chicago [NL] (35)

** Indicates did not sign a professional contract*
Players in bold reached the Big Leagues

HEAD COACH DOUG SCHREIBER

Since Doug Schreiber was named Purdue's head baseball coach on May 29, 1998, the Boilermakers have become a major force in the Big Ten Conference and have made big strides on a national level.

Currently in his 18th season as the leader of the program, Schreiber is the program's all-time leader in overall wins and Big Ten wins. He eclipsed Dave Alexander's record for games coached (792 over 14 seasons) during the second weekend of the 2013 season. Schreiber played for Alexander at Purdue from 1983-86.

Purdue unveiled its new Alexander Field stadium and facilities during the 2012-13 school year, but the first two seasons at the new ballpark turned out to be rebuilding years for the Boilermakers after losing 15 seniors and three junior MLB draftees from the 2012 Big Ten championship team. As of July 2014, 10 members of the 2012 championship team had signed with MLB organizations at some point in their post-college careers.

In the five seasons between 2008 and 2012, Purdue went 172-110 overall (.610) and 75-51 in Big Ten play (.595). Both records represented the best marks in the league. The Boilermakers were the only conference team to qualify for the Big Ten Tournament each of those five seasons, the longest such streak in program history. Purdue has won at least one game at the Big Ten Tournament in nine of its 10 appearances under Schreiber.

The 2015 Boilermakers won their final five games and six of their last seven, posting their third longest season-ending win streak in program history. Kyle Wood won the team triple crown in 2015, becoming the first hitter to do so since 2007 and the 11th Boilermaker position player since 1970 to accomplish the feat.

After playing six NCAA Regional qualifiers throughout the season, including four opponents that were among the 16 Regional hosts, Purdue's strength of schedule in 2014 ranked among the Top 25 nationally for much of the year. The Boilermakers' eight extra-inning affairs were the most in Schreiber's tenure as well as the most in the Big Ten. Purdue also played in 17 one-run games, but managed just a 5-12 record in those contests.

During its historic 2012 season, Purdue won a program-record 45 games, captured a pair of Big Ten titles, earned the right to host an NCAA Regional and closed out Lambert Field in thrilling fashion. Schreiber was named the Big Ten Coach of the Year after leading the Boilers to the most wins by a Big Ten team since 2008. He won his 400th and program-record 408th career games at Lambert in the spring of 2012. His 408th victory as the leader of the program, April 15 in the finale of a series sweep of Illinois, made him Purdue's all-time wins leader.

The Boilermakers began the 2012 season 14-1, won 10 consecutive games twice, posted their 20th win before April 1 for the first time, reached the 30-win mark at the earliest date (April 20) in program history and won their first Big Ten title since 1909.

Headlined by Kevin Plawecki's selection 35th overall by the New York Mets, Purdue had a program-record seven players picked in the 2012 Major League Baseball First-Year Player Draft. Juniors Plawecki, Cameron Perkins and Nick Wittgren were each selected in the first 10 rounds to give the Boilers three players drafted in the first 300 picks for the first time. Six times since 2006 multiple Boilers have been selected in the same draft. Highlighted by Big Ten Player and Pitcher of the Year honors for Plawecki and Joe Haase, Purdue had a program-high eight all-conference honorees in 2012.

Schreiber has coached 62 All-Big Ten Conference selections, including 22 who were named to the conference's First Team, and has had players selected in the MLB First-Year Player Draft on 32 occasions.

Prior to becoming the head coach at Purdue, Schreiber spent four seasons (1995-98) as the top assistant coach and recruiting coordinator under Pat Murphy at Arizona State University. Schreiber helped guide Arizona State to the College World Series and the national championship game in 1998. All four of Schreiber's recruiting classes at ASU were nationally ranked, including the 1995 class which was ranked No. 1 in the country and the 1996 class, which was tabbed the third best in the nation.

Before going to ASU, Schreiber served as an assistant coach for Murphy at the University of Notre Dame in 1994. That season, the Fighting Irish finished 46-16 and ended the season just two wins shy of Omaha. He began his coaching career as a graduate assistant at Ball State (1991-92) and spent 1993 as an assistant at Butler.

A native of LaPorte, Ind., Schreiber was a four-year starter (1983-86) at second base for the Boilermakers. During his career, Purdue posted a 120-112-2 mark and established a school-record 37 victories his senior season when he was a Second Team All-Big Ten selection. Schreiber still ranks among Purdue's career leaders in a variety of categories, including first all-time in walks (132) and games played (226), sixth in runs scored (159) and tied for eighth in triples (9). He earned his Bachelor of Arts degree in communications and has completed some course work towards a master's in education.

PURDUE HEAD COACHING RECORDS

Overall Wins

Doug Schreiber	482
Dave Alexander	407
Joe Sexson.....	221

Big Ten Wins

Doug Schreiber	227
Dave Alexander	107
Steve Green	77

Overall Winning Percentage (min. 100 games)

Hugh Nicol [67-36-1].....	649
Dave Alexander [407-378-7].....	518
Paul Hoffman [52-49-2]	515
Ward Lambert [163-156-7]	511
Doug Schreiber [482-510-0]	486

Total Games Coached

Doug Schreiber	992
Dave Alexander.....	792

Seasons Coached

Ward Lambert.....	20
Doug Schreiber	18
Joe Sexson.....	18
Dave Alexander.....	14

SCHREIBER'S MILESTONE WINS

1	March 6, 1999	18-11 vs. Kent State
100	March 31, 2002.....	10-6 vs. Penn State
150	March 21, 2004.....	7-5 at Jacksonville State
200	May 27, 2005.....	4-3 at Illinois
213	April 2, 2006 #	9-4 at Illinois
250	May 6, 2007	6-1 at Penn State
300	April 12, 2009	9-3 at Penn State
350	March 6, 2011	10-3 at Lipscomb
400	March 31, 2012.....	2-0 vs. Penn State
408	April 15, 2012 %	5-3 vs. Illinois
450	April 15, 2014	5-4 vs. Butler
# 108th Big Ten win, becoming the winningest Purdue head coach in Big Ten action.		
% 408nd career win, surpassing Dave Alexander for the Purdue all-time record.		

MULTI-HIT GAMES: 2016

Player	2	3	4	5+	Total
Kyle Johnson	12	3	2	—	17
Nick Dalesandro	13	1	—	—	14
Alec Olund	14	—	—	—	14
Kyle Wood	11	2	—	—	13
Cody Strong	6	2	2	—	10
Jack Picchiotti	7	3	—	—	10
Harry Shipley	7	1	—	—	8
Brett Carlson	1	4	1	—	6
James Jewell	2	1	—	—	3
Jacson McGowan	3	—	—	—	3
Daniel Sander	1	—	—	1	2
Duncan McKinnon	2	—	—	—	2
Ted Snidanko	1	—	—	—	1
Team	80	17	5	1	103

MULTI-HIT GAMES: 2016 BIG TEN PLAY

Player	2	3	4	5+	Total
Kyle Wood	8	1	—	—	9
Nick Dalesandro	9	—	—	—	9
Kyle Johnson	4	2	1	—	7
Alec Olund	6	—	—	—	6
Brett Carlson	—	4	—	—	4
Harry Shipley	4	—	—	—	4
Cody Strong	1	1	1	—	3
Jack Picchiotti	1	1	—	—	2
James Jewell	—	1	—	—	1
Jacson McGowan	1	—	—	—	1
Duncan McKinnon	1	—	—	—	1
Team	35	10	2	—	47

CAREER MULTI-HIT GAMES AT PURDUE*

Player	2	3	4	5+	Total
Kyle Wood	45	10	1	—	56
Kyle Johnson	35	10	2	—	47
Jack Picchiotti	31	6	1	—	38
Cody Strong	26	4	2	—	32
Harry Shipley	17	4	—	—	21
Alec Olund	20	—	—	—	20
Brett Carlson	7	4	1	—	12
Daniel Sander	4	—	—	1	5
James Jewell	4	1	—	—	5
Ted Snidanko	4	1	—	—	5
Justin Gubser	2	—	—	—	2
Evan Kennedy	2	—	—	—	2

MULTI-RBI GAMES: 2016

Player	2	3	4	5+	Total
Kyle Wood	1	4	2	—	7
Nick Dalesandro	7	—	—	—	7
Kyle Johnson	3	1	—	2	6
Jack Picchiotti	4	—	—	—	4
Brett Carlson	1	2	—	—	3
Jacson McGowan	2	1	—	—	3
Cody Strong	2	—	—	—	2
Alec Olund	2	—	—	—	2
Daniel Sander	—	—	—	1	1
Justin Gubser	—	1	—	—	1
James Jewell	1	—	—	—	1
Harry Shipley	1	—	—	—	1
Team	24	9	2	3	38

MULTI-RBI GAMES: 2016 BIG TEN PLAY

Player	2	3	4	5+	Total
Kyle Wood	—	2	1	—	3
Nick Dalesandro	3	—	—	—	3
Kyle Johnson	1	1	—	—	2
Cody Strong	2	—	—	—	2
Brett Carlson	1	1	—	—	2
James Jewell	1	—	—	—	1
Jacson McGowan	1	—	—	—	1
Jack Picchiotti	1	—	—	—	1
Team	10	4	1	—	15

CAREER MULTI-RBI GAMES AT PURDUE*

Player	2	3	4	5+	Total
Kyle Johnson	14	4	—	2	20
Kyle Wood	10	6	3	1	20
Jack Picchiotti	12	3	—	1	16
Cody Strong	6	2	—	—	8
Brett Carlson	3	3	—	—	6
Alec Olund	5	—	—	—	5
Daniel Sander	2	—	—	1	3
Justin Gubser	2	1	—	—	3
James Jewell	3	—	—	—	3
Harry Shipley	1	—	—	1	2
Ted Snidanko	1	—	—	1	2
Evan Kennedy	—	1	—	—	1

*Active Multi-Year Purdue Letter-Winners Only

— PURDUE ALL-TIME LEADERS —

HIT BY PITCH

1. Kyle Wood, 2013-Pr.....	54
2. Kevin Plawecki, 2010-12.....	40
3. John Hunter, 2003-06.....	39
4. Two Tied with.....	36
6. Eric Charles, 2008-12.....	35
7. Cameron Perkins, 2010-12.....	33
8. Harry Shipley, 2015-Pr.....	31
9. Three Tied with.....	28
12. Cody Strong, 2013-Pr.....	27

APPEARANCES

1. Trae Dauby, 2003-06.....	88
2. Mike Lutz, 2013-Pr.....	82
3. Chris Toneguzzi, 2003-06.....	79
4. Ben Kaebisch, 1998-01.....	77
5. Blake Mascarello 2009-12.....	73
12. Tim McElroy, 2012-15.....	62
Andy Swain, 1985-89.....	62
14. Gavin Downs, 2013-Pr.....	59
Jay Buente, 2003-06.....	59
David Gassner, 1998-01.....	59

HOME RUNS

1. Mike Biltmeyer, 1991-93.....	39
2. Dan Black, 2007-09.....	36
3. Brett Roach, 1986-87.....	33
4. Nate Sickler, 1998-01.....	32
5. Mike Galle, 1986-89.....	31
Bob Shoulders, 1984-87.....	31
7. Ryne White, 2006-08.....	26
8. Kyle Wood, 2013-Pr.....	25
Cameron Perkins, 2010-12.....	25
Daniel Underwood, 2000-03.....	25
10. Jeff Allison, 1984-87.....	24
11. Two Tied with.....	23
14. Rod Metzler, 1994-97.....	22
15. Erik Frei, 1998-00.....	21
• Kyle Johnson, 2013-Pr.....	16

DOUBLES

1. Elam Rossy, 1982-85.....	61
2. Nate Sickler, 1998-01.....	59
3. Daryl Hallada, 1997-00.....	56
8. Two Tied with.....	46
10. Three Tied with.....	43
13. Kyle Wood, 2013-Pr.....	42
Two Others Tied with.....	42
• Kyle Johnson, 2013-Pr.....	36

GAMES STARTED

1. Chris Bloomer, 1994-97.....	53
2. Mike Hedman, 1994-97.....	50
3. Three Tied with.....	47
13. Mitch Pruemer, 2002-05.....	37
14. Matt Morgan, 2007-11.....	36
Sherard Clinkscales, 1990-92.....	36
• Gavin Downs, 2013-16.....	34

— BOILERMAKERS AMONG BIG TEN LEADERS —

KYLE WOOD

Hit By Pitch: 1st (16)
Home Runs: T-2nd (11)
Putouts: 2nd (457)
Slugging: 7th (.537)
Walks: 10th (30)
OBP: 11th (.426)

BRETT CARLSON

Sac Bunts: T-12th (6)
TANNER ANDREWS
Opp Avg: 14th (.240)

KYLE JOHNSON

At-Bats: 13th (199)
Hits: 15th (63)
Total Bases: 15th (96)
Caught Stealing By: 3rd (12)

HARRY SHIPLEY

Hit By Pitch: 2nd (15)
Sac Bunts: T-4th (8)
Def. Assists: T-5th (155)
JAMES JEWELL
Caught Stealing By: T-8th (10)

— HIT SAFELY IN EVERY GAME OF A WEEKEND —

7 — KYLE JOHNSON
• at Atlanta Challenge: 4-for-11, 2B, 2 BB, RBI
• at ETSU: 8-for-19, 2B, 3 HR, 8 RBI, 6 R
• vs Ohio: 6-for-15, 2B, HBP, 2 RBI, 2 R
• Nebraska: 5-for-13, 2 HBP, 4 R
• Michigan State: 5-for-10, 2B, 3 BB, 2 R, SB, Sac
• at Maryland: 3-for-12, HR, RBI, R, SB, Sac
• at Northwestern: 4-for-14, 2B, BB, 2 R

6 — NICK DALESANDRO

• at Cal: 4-for-10
• at ETSU: 6-for-17, 2 2B, BB, 3 RBI, R, SB
• at Kansas Tourney: 4-for-10, BB, RBI
• at Indiana: 3-for-13, 2B, HBP, RBI, R
• Ohio State: 4-for-12, RBI
• at Northwestern: 5-for-11, 3B, BB, 3 RBI

5 — KYLE WOOD

• at Atlanta Challenge: 3-for-11, 2B, BB, HBP
• vs Ohio: 5-for-14, 2B, 2 HR, BB, HBP, 3 RBI, 3 R
• Nebraska: 5-for-12, 2 2B, 3B, HR, BB, 7 RBI, 3 R
• at Northwestern: 4-for-9, 2B, HR, 4 BB, 2 RBI, 2 R
• Minnesota: 5-for-13, RBI, HBP

3 — JACSON MCGOWAN

• at Atlanta Challenge: 4-for-11, 2 BB, RBI
• at ETSU: 4-for-15, BB, 4 RBI, 2 R, 2 Sac Flies
• Ohio State: 3-for-7, 2B

2 — JACK PICCHIOTTI

• at Kansas Tourney: 4-for-12, 2 2B, 2 R, BB
• vs Ohio: 4-for-12, 2B, BB, RBI, R

1 — ALEC OLUND

• Michigan State: 5-for-10, 3 BB, RBI, R

1 — BRETT CARLSON

• Michigan State: 5-for-12, 3 2B, HR, RBI, BB, R

1 — JAMES JEWELL

• at Maryland: 5-for-11, 2 2B, HR, 2 RBI, 3 R

1 — HARRY SHIPLEY

• Penn State: 4-for-12, BB, SB

1 — CODY STRONG

• vs Ohio: 4-for-12, 2 BB, RBI, 2 R

— MOST IMPRESSIVE LONG RELIEF OUTINGS —

DATE	OPP	PITCHER	LINE
3/05	at ETSU	Frawley	7 2/3 IP, 5 H, 1 ER, 6 K
4/02	at PSU	Andrews	7 IP, 2 H, 0 R, 4 K
4/19	Ball St.	De LaRiva	7 IP, 6 H, 0 R, 4 K
3/19	vs Ohio	Frawley	7 IP, 4 H, 1 R, 3 K
5/13	MINN	Andrews	5 2/3 IP, 5 H, 2 R, 6 K
3/05	at ETSU	Bryant	5 1/3 IP, 3 H, 3 R, 5 K
5/06	at NU	Ghiselli	5 IP, 2 H, 1 R, 4 K
4/12	EMU	Ghiselli	5 IP, 5 H, 1 ER, 2 K
5/10	IPFW	Ghiselli	4 2/3 IP, 2 H, 1 R, 0 K
3/25	NEB	De LaRiva	4 1/3 IP, 2 H, 1 R, 9 K
3/22	at Ball St.	Dressler	4 1/3 IP, 4 H, 2 R, 1 K
4/17	MSU	Andrews	4 IP, 1 H, 0 R, 3 K
2/21	at GSU	Schumacher	4 IP, 0 H, 0 R, 2 K
4/05	at Ind St.	Downs	4 IP, 4 H, 0 R, 1 K
3/19	vs Ohio	Lyons	4 IP, 4 H, 0 R, 1 K
3/12	vs ND	Frawley	4 IP, 3 H, 0 R, 2 K
3/23	LOU	Ghiselli	4 IP, 5 H, 1 R, 3 K
3/20	vs Ohio	Ghiselli	4 IP, 4 H, 1 R, 1 K
4/08	at IND	De LaRiva	4 IP, 2 H, 2 R, 0 K
4/01	at PSU	Downs	4 IP, 2 H, 2 R, 0 K
3/27	NEB	Downs	3 2/3 IP, 6 H, 1 R, 1 K
3/11	vs SLU	Bryant	3 1/3 IP, 1 H, 0 R, 6 K
2/19	at GTU	Schumacher	3 1/3 IP, 2 H, 1 R, 2 K
4/02	at PSU	De LaRiva	3 1/3 IP, 6 H, 1 R, 1 K
4/29	Ohio St.	Andrews	3 IP, 0 H, 0 R, 1 K
5/10	IPFW	Schumacher	3 IP, 3 H, 0 R, 1 K

Totals in 25 Listed Games: 118 2/3 IP, 1.69 ERA, 69 K

Entries on the impressive long relief list...

5 — Brian Ghiselli
4 — Tanner Andrews
4 — Eddie De LaRiva
3 — Gavin Downs
3 — Matt Frawley
3 — Tanner Schumacher
2 — Shane Bryant
1 — Adam Dressler
1 — Alex Lyons

2016 BIG TEN CONFERENCE STANDINGS

	- BIG TEN -				- OVERALL -								
As of MAY 17	W	L	Pct.	GB	W	L	T	Pct.	Home	Away	Neut	Last 10	Streak
Minnesota	15	5	.750	—	33	16	0	.673	12-4	18-11	3-1	7-3	L-1
Indiana	15	6	.714	½	31	19	0	.620	19-6	10-10	2-3	7-3	L-1
Ohio State	13	8	.533	2 ½	36	16	1	.689	23-4	8-9	5-3-1	8-2	W-6
Nebraska	13	8	.533	2 ½	34	18	0	.654	18-6	14-11	2-1	8-2	W-3
Michigan	12	8	.600	3	34	17	0	.667	16-4	13-13	5-0	5-5	L-5
Michigan State	12	9	.571	3 ½	33	15	0	.688	11-7	8-7	14-1	5-5	L-2
Maryland	11	10	.524	4 ½	26	24	0	.520	15-10	9-13	2-1	4-6	W-1
Penn State	11	10	.524	4 ½	27	25	0	.519	14-9	10-13	3-3	3-7	L-2
Iowa	10	11	.476	5 ½	25	24	0	.510	16-7	5-14	4-3	6-4	W-3
Illinois	10	11	.476	5 ½	26	22	0	.542	11-4	10-15	5-3	6-4	L-2
Rutgers	8	13	.381	7 ½	26	26	0	.500	15-4	10-22	1-0	4-6	W-1
Northwestern	5	16	.238	10 ½	13	38	0	.255	5-14	6-18	2-6	3-7	L-4
Purdue	2	22	.083	11	7	43	0	.140	2-15	3-24	2-4	0-10	L-15

UPCOMING WEEKEND SERIES: MAY 19-22

Cal State Northridge at Purdue

Ohio State at #24 Minnesota

#27 Indiana at Nebraska

Iowa at Penn State

#26 Michigan at Illinois

Maryland at Michigan State

Northwestern at Rutgers

LAST WEEKEND'S RESULTS: MAY 13-15

#25 Minnesota swept a 3-game series at Purdue

Ohio State swept a 3-game series vs #19 Michigan

#25 Indiana won 2-of-3 vs Illinois

Iowa won 2-of-3 vs Michigan State

Nebraska won 2-of-3 vs Penn State

Rutgers won 2-of-3 at Maryland

Cal swept a 4-game series at Northwestern

2016 BIG TEN PRESEASON POLL TOP SIX

1. Michigan
 2. Maryland
 3. Indiana
 4. Iowa
 5. Illinois
 6. Michigan State
- Big Ten Tournament*
May 25-29 at TD Ameritrade Park in Omaha
Top 8 Qualify

- RECORDS WHEN HE STARTED -

PLAYER	STARTS	TEAM	PITCHER	RELIEF
- 2016 -				
Mike Lutz	9	3-6	1-2	0-0
Matt Frawley	8	0-8	0-5	1-0
Gavin Downs	8	2-6	1-4	0-1
Shane Bryant	7	1-6	0-4	0-1
Tanner Andrews	7	0-7	0-4	1-0
Nick Dalesandro	4	1-3	0-3	0-0
Jacob Preston	2	0-2	0-1	NA
Eddie De LaRiva	1	0-1	0-1	1-0
Adam Dressler	1	0-1	0-0	0-2
Alex Lyons	1	0-1	0-1	1-1
T. Schumacher	1	0-1	0-1	1-2

- 2015 -				
Matt Frawley	12	2-10	1-9	0-0
Gavin Downs	11	5-6	4-4	1-0
Shane Bryant	8	4-4	3-3	0-0
Mike Kornacker	6	3-3	1-2	NA
Brian Ghiselli	2	1-1	0-1	0-0
Mike Lutz	1	1-0	1-0	0-0
Alex Lyons	1	0-1	0-1	1-1

- 2014 -				
Gavin Downs	12	2-10	2-5	1-1
Adam Dressler	4	2-2	2-2	0-0
Kyle Wood	3	1-2	0-2	0-0
Mike Lutz	2	1-1	0-1	2-4
Eddie De LaRiva	1	0-1	0-0	0-0
Patrick Kenney	1	0-1	0-0	0-0

- 2013 -				
Kyle Wood	7	2-4	0-2	0-0
Gavin Downs	3	1-2	1-1	0-0
Eddie De LaRiva	2	0-2	0-2	2-1
Mike Lutz	1	0-1	0-1	1-4

- MULTI-YEAR CAREER AS STARTER -

Gavin Downs	34	10-24	8-14	2-2
Matt Frawley	20	2-18	1-14	2-0
Shane Bryant	15	5-10	3-7	0-1
Mike Lutz	13	5-8	2-4	3-11
Kyle Wood	10	3-6	0-4	0-0
Adam Dressler	5	2-3	2-2	0-2
Eddie De LaRiva	4	0-4	0-3	3-1

- OUTFIELD ASSISTS -

OUTFIELDER	2016	2015	CAREER
Kyle Johnson	4	5	16
Nick Dalesandro	7	NA	7
Ted Snidanko	0	2	6
Alec Olund	2	3	5
Cody Strong	3	0	3
Jack Picchiotti	1	0	3
Brett Carlson	1	0	1
2016 Team Total:	18	2015 Team Total:	12

- 2016 NOTABLE PITCHING LINES -

Refer to Page 3 for best outings by Downs, Frawley & Bryant

- #13 Tanner Andrews (So, RHP) -

DATE	OPPONENT	DEC	IP	H	R	ER	BB	K
2/19/16 at Ga. Tech	ND	3.2	7	2-2	2	2	2	2
2/26/16 at Cal	L	3.2	5	4-4	2	2	2	2
3/04/16 at ETSU	L	7+7	7	4-4	1	2	2	2
3/11/16 vs Saint Louis	L	3.2	2	3-2	2	0	2	0
4/02/16 at Penn State	ND	7	2	0-0	3	4	3	4
4/09/16 at Indiana	ND	2.1	1	0-0	2	1	2	1
4/17/16 Michigan State	W	4	1	0-0	0	3	0	3
4/24/16 at Maryland	ND	4.1	4	5-2	1	5	1	5
4/29/16 Ohio State	ND	3	0	0-0	0	1	0	1
5/15/16 Minnesota	L	5.2	5	2-2	4	6	4	6

- #39 Brian Ghiselli (Jr, RHP) -

3/20/16 vs Ohio	ND	4	4	1-1	1	1	1	1
3/23/16 Louisville	ND	4	5	1-1	1	3	1	3
4/05/16 at Indiana St.	L	4	6	4-4	2	3	2	3
4/12/16 Eastern Mich.	ND	5	5	2-1	1	2	1	2
5/06/16 at N'western	ND	5	2	1-1	1	4	1	4
5/10/16 IPFW	ND	4.2	2	1-1	1	0	1	0

- #21 Eddie De LaRiva (RS-Jr, RHP) -

3/25/16 Nebraska	ND	4.1	2	1-1	1	9	1	9
4/02/16 at Penn State	ND	3.1	6	1-1	1	1	1	1
4/08/16 at Indiana	ND	4	2	2-2	2	0	1	0
4/15/16 Michigan St.	ND	3	7	2-2	0	1	0	1
4/19/16 Ball State	W	7	6	0-0	0	4	0	4

- #23 Mike Lutz (Sr, RHP) -

3/06/16 at ETSU	ND	5.2	3	2-2	2	3	2	3
3/12/16 vs N. Dakota	W	5	5	0-0	1	2	1	2
3/19/16 vs Ohio	ND	4+	4	3-1	3	0	3	0
4/01/16 at Penn State	ND	3.1	7	1-1	0	2	0	2

- #24 Alex Lyons (Jr, RHP) -

2/28/16 at Cal	ND	2.2	1	0-0	2	1	2	1
3/19/16 vs Ohio	W	4	4	0-0	4	1	4	1
4/15/16 Michigan State	ND	1.2	1	0-0	0	1	0	1

- #43 Tanner Schumacher (Jr, RHP) -

2/19/16 at Ga. Tech	L	3.1	2	1-1	2	2	2	2
2/21/16 at Georgia St.	W	4	0	0-0	0	2	0	2
4/08/16 at Indiana	ND	1.1	0	0-0	0	3	0	3
5/10/16 IPFW	ND	3	3	0-0	0	1	0	1

- #9 Nick Dalesandro (Fr, RHP) -

2/20/16 at K'nesaw St.	L	5	4	4-4	0	5	0	5
2/27/16 at Cal	L	5.1	4	2-2	1	3	1	3

- #30 Jacob Preston (Fr, RHP) -

4/20/16 Indiana State	ND	3.1	3	3-3	2	3	2	3
-----------------------	----	-----	---	-----	---	---	---	---

- #45 Adam Dressler (Jr, RHP) -

3/22/16 at Ball State	L	4.1	4	2-2	1	1	1	1
-----------------------	---	-----	---	-----	---	---	---	---

- #28 Robb Woodcock (Sr, LHP) -

3/12/16 at Kansas	ND	1.2	0	0-0	2	1	2	1
-------------------	----	-----	---	-----	---	---	---	---

- STATISTICAL STACK-UP -

PURDUE	STATISTIC	CSUN
50	Games Played	48
249	Batting Average	.271
425 (8.5)	Hits (Hits Per Game)	433 (9.0)
196 (3.9)	Runs (Runs Per Game)	234 (4.9)
105	Extra-Base Hits	108
21	Home Runs	25
.338	Slugging Percentage	.377
.338	On-Base Percentage	.359
179	Batter's Walks	177
369	Batter's Strikeouts	351
41	Sacrifice Bunts	38
32-45	Stolen Bases	60-77
47-73	Stolen Bases Against	38-63
.964	Fielding Percentage	.979
37	Double Plays Turned	31
5.64	ERA	3.27
1.66	WHIP	1.24
.303	Batting Avg. Against	.241
191 (3.9)	Pitcher's Walks (BB/9)	150 (3.1)
275 (5.7)	Pitcher's Strikeouts (K/9)	401 (8.4)
37	Wild Pitches	32
50	Hit Batters	30

- SITUATIONAL STATISTICS: TEAM LEADERS -

WITH RUNNERS ON	WITH RISP
Johnson: .323 (32-99)	Johnson: .344 (21-61)
Strong: .293 (22-75)	Wood: .333 (15-45)
Olund: .280 (23-82)	Dalesandro: .298 (17-57)
Purdue: .236 (196-829)	Purdue: .242 (122-504)
Opp: .335 (296-883)	Opp: .323 (184-569)

WITH 2 OUTS

Carlson: .350 (14-40)	Wood: 13
Dalesandro: .303 (20-66)	Dalesandro: 9
Wood: .280 (14-50)	Carlson: 8
Purdue: .235 (128-545)	Purdue: 59 (of 174 total RBI)
Opp: .294 (169-575)	Opp: 101 (of 302 total RBI)

REACHED SAFELY TO BEGIN AN INNING

Wood: 51% (24-of-47)
Carlson: 49% (18-of-37)
Johnson: 47% (21-of-45)
Sander: 40% (6-of-15)
Dalesandro: 38% (14-of-37)
Picchiotti: 38% (12-of-32)
Purdue: 37% (170-of-458)
Opp: 38% (164-of-437)

RUNNER ON THIRD & LESS THAN 2 OUTS

...Scored that runner how often
Purdue: 55% (56-of-102)
Opp: 65% (106-of-163)

2016 INNING-BY-INNING SCORING SUMMARY: ALL GAMES

	1	2	3	4	5	6	7	8	9	EX	Total
PURDUE	19	19	31	23	17	34	28	10	12	3	196
OPPONENTS	40	36	55	37	35	22	31	62	12	5	335
DIFFERENCE	-21	-17	-24	-14	-18	+12	-3	-52	E	-2	-139

- 2016 HITTING STREAKS -

PLAYER	2016		CAREER	'16 BIG TEN	
	LONG	CURRENT		LONG	CURRENT
Nick Dalesandro	11	1	11	6	-
Kyle Wood	10	5	10	8	8
Kyle Johnson	7	1	10	7	-
Harry Shipley	5	1	10	5	-
Alec Olund	8	-	8	5	1
Jack Picchiotti	6	-	8	3	-
Brett Carlson	7	-	7	4	-
Cody Strong	5	1	7	3	-
James Jewell	6	-	6	4	-
Jacson McGowan	6	1	6	5	-
Daniel Sander	4	-	4	3	1
Ted Snidanko	-	-	4	-	-
Justin Gubser	3	-	3	3	-
Evan Kennedy	-	-	3	-	-

- 2016 REACHED BASE SAFELY STREAKS -

PLAYER	2016		CAREER	'16 BIG TEN	
	LONG	CURRENT		LONG	CURRENT
Kyle Wood	13	13	24	9	9
Kyle Johnson	15	1	18	10	-
Cody Strong	15	1	16	7	-
Harry Shipley	9	1	15	7	-
Jack Picchiotti	12	-	12	3	-
Nick Dalesandro	11	1	11	8	-
Brett Carlson	7	-	10	5	-
Alec Olund	8	-	8	5	3
Jacson McGowan	8	1	8	5	-
James Jewell	6	-	6	4	-
Ted Snidanko	3	3	5	-	1
Justin Gubser	4	-	4	7	-
Daniel Sander	4	2	4	3	1
Evan Kennedy	-	1	4	-	-
Hayden Grant	-	-	4	-	-
Stephen Kalina	3	3	3	-	1
Duncan McKinnon	3	-	3	-	-

REACHING BASE SAFELY IS EITHER VIA A HIT, WALK OR HIT BY PITCH.

A STREAK IS DEFINED AS 3 OR MORE CONSECUTIVE GAMES.

- 2016 HOME RUN TALLY -

PLAYER (SEASON #)	OPPONENT	ON	OUT	INNING
Kyle Johnson (1)	at ETSU	0	0	T-4th
Kyle Wood (1)	at ETSU	1	2	T-4th
Kyle Johnson (2)	at ETSU	3	0	T-7th
Kyle Johnson (3)	at ETSU	1	2	T-8th
Kyle Wood (2)	at ETSU	1	1	T-4th
Kyle Wood (3)	at ETSU	0	9	T-9th
Kyle Johnson (4)	vs North Dakota	4	0	B-5th
Kyle Wood (4)	at Kansas	0	0	T-4th
Kyle Wood (5)	vs Ohio	0	0	B-8th
Kyle Wood (6)	vs Ohio	0	0	B-7th
Kyle Wood (7)	at Ball State	2	2	T-1st
Kyle Johnson (5)	at Ball State	3	1	T-2nd
Kyle Wood (8)	Louisville	3	1	B-6th
Kyle Wood (9)	Nebraska	2	1	B-7th
Kyle Wood (10)	at Indiana	1	1	T-5th
James Jewell (1)	Michigan St.	0	0	B-3rd
Brett Carlson (1)	Michigan St.	0	0	B-6th
Brett Carlson (2)	Indiana St.	1	1	B-2nd
Kyle Johnson (6)	at Maryland	0	0	T-1st
James Jewell (2)	at Maryland	0	1	T-8th
Kyle Wood (11)	at Northwestern	0	2	T-3rd

2016 Purdue Total: 21 • 2015 Purdue Total: 30

2016 HRs Allowed: 37 • 2015 HRs Allowed: 29

2016 HRs at Alexander Field: Purdue = 5 • Opponents = 11

- PURDUE RECORD WHEN HE HOMERS -

PLAYER (CAREER HR)	2016	CAREER
Kyle Wood (25)	2-8	5-19
Kyle Johnson (16)	3-2	8-7
Jack Picchiotti (5)	-	4-1
Brett Carlson (3)	1-1	2-1
Alec Olund (3)	-	1-1
James Jewell (2)	2-0	2-0
Justin Gubser (2)	-	0-2
Ted Snidanko (1)	-	1-0
Cody Strong (1)	-	0-1

- CAREER MULTI-HOMER GAMES -

PLAYER	HRs	OPPONENT & DATE
Kyle Johnson	2	at ETSU (3/05/16)
Kyle Wood	2	at ETSU (3/05/16)
Alec Olund	2	IPFW (4/01/15)

- HOMERED IN BOTH GAMES OF DOUBLEHEADER -

PLAYER	HRs	OPPONENT & DATE
Kyle Wood	3	at ETSU (3/05/16)

THE LAST TIME PURDUE

TEAM/PLAYER/PITCHER...

- Had 7 at-bats (7-Ties Purdue record)
- 7 - Dalesandro/Johnson (vs Ohio, 3-19-16)
- Had 5 hits (5-Ties Purdue record)
- 5 - Daniel Sander (at Valparaiso, 5-11-16)
- Had 4 walks
- 4 - Kyle Johnson (IPFW, 4-1-15)
- Reached base safely 6 times
- 6 - Brandon Krieg (Butler, 4-15-14)
- Stole 3 bases (4-Ties Purdue record)
- 3 - Jeff Evak (Penn State, 4-6-14)
- Scored 5 runs (5-Ties Purdue record)
- 5 - David Blount (at Morehead St., 2-27-11)
- Had 7 RBI (9-Ties Purdue record)
- 7 - Ted Snidanko (vs Northern Ill., 3-15-15)
- Hit 3 doubles (4-Ties Purdue record)
- 3 - Daniel Sander (at Valparaiso, 5-11-16)
- Hit 2 triples (2-Ties Purdue record)
- 2 - Tyler Spillner (Chicago State, 3-27-10)
- Hit 2 home runs
- 2 - Kyle Wood (at ETSU, 3-5-16)
- Hit 3 home runs (3-Ties Purdue record)
- 3 - Dan Black (vs Indiana, 5-24-08)
- Hit a grand slam
- Kyle Wood (Louisville, 3-23-16)
- Hit an inside the park home run
- Jeff Evak (Ohio State, 4-25-14)
- Hit a pinch hit home run
- Sean McHugh (Indiana State, 5-15-12)
- Hit a lead off home run to begin a game
- Tyler Spillner (at Tennessee Tech, 3-19-11)
- Homered in both games of a doubleheader
- Kyle Wood (at ETSU, 3-5-16)
- Recorded 10 total bases
- 10 - Kyle Johnson (at ETSU, 3-5-16)
- Recorded a walk-off hit, RBI
- Alec Olund - B-15th vs Ohio (3-19-16)
- Recorded 10 strikeouts
- 10 - Lance Breedlove (at Ohio St., 3-24-12)
- Pitched a 9-inning complete game
- Gavin Downs (Ohio State, 4-26-14)
- Pitched a 9-inning CG shutout
- Joe Haase (Michigan, 5-11-12)
- Pitched more than 9 innings
- 10 2/3 - Robert Ramer (vs Iowa, 5-16-13)
- Shut out an opponent
- Won 5-0 - vs North Dakota (3-12-16)
- Played an extra-innings game
- Lost 6-5 in 10 - Eastern Michigan (4-12-16)
- Won an extra-innings game
- Won 5-4 in 15 - vs Ohio (3-19-16)
- Played in consecutive extra-innings games
- Won vs Butler, 5-4 & Lost vs U-M, 7-6 (April 2014)
- Swept a doubleheader
- Won 4-3 (12) & 9-7 vs SHSU (2-21-15)
- Swept a 3- or 4-game weekend series
- Southern Illinois, 3-Game (5-3/5-13)
- Scored 20 runs (Purdue record, 37)
- 23 - vs Northern Illinois (3-15-15)
- Recorded 20 hits (Purdue record, 30)
- 24 - vs Northern Illinois (3-15-15)
- Recorded 20 RBIs (Purdue record, 27)
- 22 - vs Northern Illinois (3-15-15)
- Hit 7 doubles (Purdue record, 10)
- 8 - at Morehead State (2-27-11)
- Hit 3 triples (Purdue record, 4)
- 3 - at Ohio (3-19-10)
- Hit 3 home runs (Purdue record, 6)
- 3 - at ETSU (3-5-16)
- Stole 6 bases (Purdue record, 7)
- 6 - Illinois-Chicago (4-23-14)
- Struck out 12 batters (Purdue record, 17)
- 15 - Ohio State (5-1-16)
- Turned 4 double plays (Purdue record, 5)
- 4 - Butler (3-28-15)
- Purdue scored 10+ runs in an inning
- 15 - 2nd Inning vs Illinois-Chicago (4-24-13)
- Purdue batter did not strikeout
- at Nebraska (4-22-12)

- CAREER-HIGH GAMES AT PURDUE -

HITS (MINIMUM 3)

PLAYER	TOTAL	OPPONENT & DATE
Daniel Sander	5	at Valparaiso (5/11/16)
Brett Carlson	4	Eastern Michigan (4/12/16)
Kyle Johnson	4	on Two Occasions
Most Recently: Minnesota (5/14/16)		
Jack Picchiotti	4	at Illinois-Chicago (3/09/13)
Cody Strong	4	on Two Occasions
Most Recently: at Indiana (4/08/16)		
Kyle Wood	4	at Oklahoma (3/08/15)
Nick Dalesandro	3	at ETSU (3/05/16)
James Jewell	3	at Maryland (4/22/16)
Evan Kennedy	3	vs Northern Ill. (3/14/15)
Harry Shipley	3	on Four Occasions
Most Recently: vs IPFW (5/17/16)		
Ted Snidanko	3	vs Northern Ill. (3/15/15)

RBIs (MINIMUM 3)

PLAYER	TOTAL	OPPONENT & DATE
Ted Snidanko	7	vs Northern Illinois (3/15/15)
Kyle Johnson	6	at ETSU (3/05/16)
Jack Picchiotti	5	Rutgers (3/20/15)
Daniel Sander	5	at Valparaiso (5/11/16)
Harry Shipley	5	IPFW (4/15/15)
Kyle Wood	5	Illinois-Chicago (4/24/13)
Brett Carlson	3	on Three Occasions
Most Recently: Indiana State (4/20/16)		
Justin Gubser	3	Ball State (4/19/16)
Evan Kennedy	3	vs Northern Illinois (3/14/15)
Jacson McGowan	3	at ETSU (3/05/16)
Cody Strong	3	on Two Occasions
Most Recently: at Illinois (4/12/13)		

INNINGS PITCHED (MINIMUM 5)

PLAYER	TOTAL	OPPONENT & DATE
Gavin Downs	9	Ohio State (4/26/14)
Shane Bryant	8	Ball State (4/22/15)
Matt Frawley	7 2/3	at ETSU (3/05/16)
Tanner Andrews	7	on Two Occasions
Most Recently: at Penn State (4/02/16)		
Eddie De LaRiva	7	Ball State (4/19/16)
Kyle Wood	7	vs Louisville (2/17/13)
Mike Lutz	6 1/3	at Valparaiso (5/12/15)
Mike Kornacker	6	vs Northern Illinois (3/15/15)
Adam Dressler	5 2/3	at Butler (3/19/14)
Nick Dalesandro	5 1/3	at Cal (2/27/16)
Brian Ghiselli	5	on Two Occasions
Most Recently: at Northwestern (5/06/16)		
Alex Lyons	5	at Michigan St. (5/02/15)

STRIKEOUTS (MINIMUM 5)

PLAYER	TOTAL	OPPONENT & DATE
Shane Bryant	9	on Two Occasions
Most Recently: Ohio State (5/01/16)		
Eddie De LaRiva	9	Nebraska (3/25/16)
Kyle Wood	7	at W. Carolina (2/14/15)
Matt Frawley	7	at Indiana (4/10/16)
Tanner Andrews	6	Minnesota (5/13/16)
Gavin Downs	5	on Two Occasions
Most Recently: at LSU (3/08/14)		
Nick Dalesandro	5	at Kennesaw St. (2/20/16)
Alex Lyons	5	at Michigan St. (5/02/15)

- BIG-INNING BREAKDOWN (MIN. 4 RUNS) -

PURDUE

RUNS	OPPONENT	INNING	DATE	WON GAME
6	at ETSU	7th	3/05/16	Yes, 19-6
4	at Indiana	9th	4/08/16	No
4	at Indiana	5th	4/08/16	No
4	Louisville	6th	3/23/16	No
4	at Ball State	2nd	3/22/16	No
4	at ETSU	4th	3/05/16	Yes, 19-6

Purdue Big Innings in 2016: 6

- 2015 -

8 at Nebraska 6th 5/11/15 Yes, 9-6

Purdue Big Innings in 2015: 17

OPPONENTS

RUNS	OPPONENT	INNING	DATE	LOST GAME
12	Indiana State	8th	4/20/16	Yes, 22-4
9	Minnesota	8th	5/14/16	Yes, 14-4
8	at Cal	1st	2/28/16	Yes, 15-5
7	at Valparaiso	6th	5/11/16	Yes, 13-10
7	at Indiana	3rd	4/08/16	Yes, 10-9
5	on 5 Occasions			
4	on 8 Occasions			

Opponent Big Innings in 2016: 18



2016 Purdue Baseball
Overall Statistics for Purdue (as of May 15, 2016)
(Home games Sorted by Batting avg)



Record: 2-15 Home: 2-15 Away: 0-0 Big Ten: 1-11

Player	avg	gp-gs	ab	r	h	2b	3b	hr	rbi	tb	slg%	bb	hp	so	gdp	ob%	sf	sh	sb-att	po	a	e	fld%
20 CARLSON, Brett	.321	17-14	56	8	18	5	0	2	9	29	.518	8	0	15	2	.406	0	2	1-2	13	17	9	.769
22 JOHNSON, Kyle	.308	17-17	65	12	20	2	1	0	3	24	.369	9	3	20	0	.416	0	1	2-3	54	0	2	.964
11 OLUND, Alec	.305	17-17	59	7	18	3	0	0	5	21	.356	6	1	6	0	.373	1	2	1-1	32	0	1	.970
14 WOOD, Kyle	.298	17-17	57	6	17	3	1	2	13	28	.491	9	10	14	1	.474	0	0	1-1	145	6	1	.993
9 DALESANDRO, Nick	.262	17-17	61	3	16	1	0	0	9	17	.279	8	1	9	2	.357	0	1	0-0	57	17	0	1.000
16 STRONG, Cody	.178	14-13	45	5	8	1	1	0	2	11	.244	4	1	4	3	.260	0	2	0-0	27	32	4	.937
31 PICCHIOTTI, Jack	.143	12-8	35	3	5	1	0	0	2	6	.171	2	1	10	0	.211	0	2	1-1	19	1	1	.952
5 SHIPLEY, Harry	.106	17-17	47	6	5	1	0	0	5	6	.128	6	8	7	0	.306	1	1	1-1	31	46	2	.975

1 McKINNON, Duncan	.233	13-8	30	6	7	0	0	0	1	7	.233	5	1	4	1	.361	0	1	0-1	14	21	5	.875
17 SANDER, Daniel	.211	12-4	19	0	4	0	0	0	1	4	.211	2	0	4	0	.273	1	0	0-0	0	0	0	.000
19 GUBSER, Justin	.200	9-5	20	1	4	0	0	0	4	4	.200	1	0	11	0	.238	0	0	0-0	0	0	0	.000
44 KALINA, Stephen	.200	7-1	5	2	1	0	0	0	0	1	.200	1	0	2	0	.333	0	0	1-1	5	8	1	.929
38 JEWELL, James	.154	11-8	26	2	4	1	0	1	2	8	.308	0	1	4	2	.185	0	4	1-1	61	7	0	1.000
27 McGOWAN, Jason	.120	10-6	25	0	3	1	0	0	0	4	.160	2	0	4	2	.185	0	0	0-0	1	0	0	1.000
36 SNIDANKO, Ted	.000	6-0	3	0	0	0	0	0	0	0	.000	1	1	2	0	.400	0	0	0-0	0	0	0	.000
15 KENNEDY, Evan	.000	2-0	2	0	0	0	0	0	0	0	.000	0	0	1	0	.000	0	0	0-0	0	0	0	.000
10 GRANT, Hayden	.000	7-0	2	2	0	0	0	0	0	0	.000	1	0	1	0	.333	0	0	0-0	0	1	0	1.000
6 De LaRIVA, Eddie	.000	1-1	0	0	0	0	0	0	0	0	.000	0	0	0	0	.000	0	0	0-0	1	1	0	1.000
42 DOWNS, Gavin	.000	1-0	0	0	0	0	0	0	0	0	.000	0	0	0	0	.000	0	0	0-0	1	10	0	1.000
21 KORNACKER, Mike	.000	1-0	0	0	0	0	0	0	0	0	.000	0	0	0	0	.000	0	0	0-0	0	0	0	.000
Totals	.233	17	557	63	130	19	3	5	56	170	.305	65	28	118	13	.342	3	16	9-12	465	186	28	.959
Opponents	.316	17	645	122	204	41	3	11	105	284	.440	56	16	107	8	.383	3	15	17-31	459	176	15	.977

LOB - Team (147), Opp (148). DPs turned - Team (10), Opp (14). IBB - Team (3), STRONG 1, JOHNSON 1, CARLSON 1, Opp (1).
Picked off - McKINNON 1.

(Home games Sorted by Earned run avg)

Player	era	w-l	app	gs	cg	sho	sv	ip	h	r	er	bb	so	2b	3b	hr	b/avg	wp	hp	bk	sfa	sha
46 FRAWLEY, Matt	1.61	0-3	4	4	0	0/0	0	22.1	22	13	4	8	17	4	0	0	.244	2	2	0	0	3
13 ANDREWS, Tanner	3.00	1-2	7	1	0	0/0	0	21.0	18	9	7	5	14	3	0	2	.234	5	1	0	1	3
47 BRYANT, Shane	3.66	0-1	4	3	0	0/0	0	19.2	22	12	8	5	20	6	0	0	.286	1	1	0	0	2
42 DOWNS, Gavin	3.68	0-2	5	3	0	0/0	0	22.0	28	10	9	6	6	3	0	4	.311	1	2	0	0	1
39 GHISELLI, Brian	4.05	0-1	8	0	0	0/0	0	20.0	21	10	9	4	13	4	1	0	.280	1	1	0	0	2
6 De LaRIVA, Eddie	4.50	1-1	7	1	0	0/0	0	18.0	23	9	9	3	14	5	1	3	.295	2	3	0	1	0

5 SHIPLEY, Harry	0.00	0-0	1	0	0	0/0	0	1.0	1	0	0	0	0	0	0	0	.250	0	0	0	0	0
43 SCHUMACHER, Tanner	3.86	0-1	8	0	0	0/0	0	9.1	12	6	4	9	6	2	0	0	.308	3	4	0	0	0
30 PRESTON, Jacob	8.10	0-0	1	1	0	0/0	0	3.1	3	3	3	2	3	1	0	0	.250	0	0	0	0	0
23 LUTZ, Mike	11.88	0-1	4	3	0	0/0	0	8.1	22	19	11	7	6	6	0	0	.478	1	0	0	0	2
24 LYONS, Alex	13.50	0-2	5	1	0	0/0	0	4.0	11	6	6	1	3	3	0	0	.550	0	0	0	0	1
45 DRESSLER, Adam	16.20	0-1	2	0	0	0/0	0	1.2	3	3	3	0	1	1	0	0	.429	2	1	0	1	0
28 WOODCOCK, Robb	27.00	0-0	2	0	0	0/0	0	0.2	1	2	2	1	1	0	0	0	.333	0	0	0	0	0
9 DALESANDRO, Nick	32.40	0-0	2	0	0	0/0	0	1.2	8	8	6	2	3	1	0	0	.667	0	0	0	0	1
41 VAN HOECK, Kyle	48.60	0-0	2	0	0	0/0	0	1.2	7	9	9	2	0	2	1	0	.583	0	1	0	0	0
37 KENNEY, Patrick	81.00	0-0	1	0	0	0/0	0	0.1	2	3	3	1	0	0	0	2	.667	0	0	0	0	0
Totals	5.28	2-15	17	17	0	0/0	0	155.0	204	122	91	56	107	41	3	11	.316	18	16	0	3	15
Opponents	3.29	15-2	17	17	2	2/0	7	153.0	130	63	56	65	118	19	3	5	.233	8	28	2	3	16

PB - Team (12), DALESANDRO 6, JEWELL 5, PICCHIOTTI 1, Opp (5). Pickoffs - Team (1), JEWELL 1, Opp (1). SBA/ATT - DALESANDRO (6-17), JEWELL (7-10), GHISELLI (3-5), FRAWLEY (2-4), PICCHIOTTI (4-4), DOWNS (2-4), De LaRIVA (4-4), SCHUMACHER (2-3), BRYANT (1-3), ANDREWS (1-2), LUTZ (1-2), PRESTON (0-1), VAN HOECK (1-1), LYONS (0-1).



2016 Purdue Baseball
Overall Statistics for Purdue (as of May 18, 2016)
(Last 10 Games Sorted by Batting avg)



Record: 0-10 Home: 0-5 Away: 0-4 Neutral: 0-1 Big Ten: 0-7

Player	avg	gp-gs	ab	r	h	2b	3b	hr	rbi	tb	slg%	bb	hp	so	gdp	ob%	sf	sh	sb-att	po	a	e	fld%
14 WOOD, Kyle	.353	10-10	34	6	12	1	0	1	4	16	.471	9	3	8	0	.522	0	0	1-1	86	4	0	1.000
22 JOHNSON, Kyle	.342	9-9	38	7	13	1	1	0	1	16	.421	4	1	11	0	.419	0	0	3-3	21	2	1	.958
9 DALESANDRO, Nick	.275	10-10	40	2	11	0	1	0	7	13	.325	3	0	7	2	.326	0	0	1-1	33	3	1	.973
5 SHIPLEY, Harry	.227	9-9	22	2	5	0	0	0	3	5	.227	2	4	4	0	.379	1	1	1-1	15	25	2	.952
20 CARLSON, Brett	.225	10-10	40	2	9	3	0	0	3	12	.300	4	0	10	0	.295	0	3	1-2	9	18	4	.871
11 OLUND, Alec	.167	10-10	36	5	6	3	0	0	0	9	.250	4	2	5	1	.286	0	0	1-1	17	0	0	1.000
16 STRONG, Cody	.152	10-7	33	3	5	0	0	0	0	5	.152	1	0	3	2	.176	0	0	0-0	14	13	1	.964

17 SANDER, Daniel	.421	9-6	19	3	8	3	0	0	6	11	.579	4	0	3	0	.500	1	0	0-0	0	0	0	.000
44 KALINA, Stephen	.286	5-3	7	2	2	0	0	0	0	2	.286	2	0	1	1	.444	0	0	2-2	6	7	0	1.000
36 SNIDANKO, Ted	.286	8-1	7	0	2	1	0	0	1	3	.429	1	1	0	0	.444	0	0	0-0	1	0	0	1.000
27 MCGOWAN, Jacson	.278	7-4	18	0	5	0	0	0	2	5	.278	2	0	3	0	.350	0	0	0-0	1	0	1	.500
31 PICCHIOTTI, Jack	.188	6-3	16	1	3	0	0	0	2	3	.188	0	0	2	0	.188	0	1	0-1	9	0	0	1.000
38 JEWELL, James	.133	6-6	15	0	2	1	0	0	0	3	.200	2	1	3	0	.278	0	2	0-1	37	5	0	1.000
19 GUBSER, Justin	.000	3-1	5	0	0	0	0	0	0	0	.000	0	0	5	0	.000	0	0	0-0	0	0	0	.000
1 McKINNON, Duncan	.000	7-1	5	0	0	0	0	0	0	0	.000	1	0	1	0	.167	0	0	0-0	3	1	2	.667
10 GRANT, Hayden	.000	2-0	2	0	0	0	0	0	0	0	.000	0	0	0	0	.000	0	0	0-0	1	1	0	1.000
15 KENNEDY, Evan	.000	1-0	0	0	0	0	0	0	0	0	.000	1	0	0	0	1.000	0	0	0-0	0	0	0	.000
Totals	.246	10	337	33	83	13	2	1	29	103	.306	40	12	66	6	.345	2	7	10-13	258	93	13	.964
Opponents	.273	10	341	66	93	14	0	9	59	134	.393	37	12	64	5	.361	3	5	12-17	273	103	5	.987

LOB - Team (92), Opp (74). DPs turned - Team (6), Opp (8). IBB - Team (1), STRONG 1.

(Last 10 Games Sorted by Earned run avg)

Player	era	w-l	app	gs	cg	sho	sv	ip	h	r	er	bb	so	2b	3b	hr	b/avg	wp	hp	bk	sfa	sha
47 BRYANT, Shane	1.89	0-2	3	3	0	0/0	0	19.0	15	6	4	4	17	2	0	0	.208	1	3	0	0	0
46 FRAWLEY, Matt	3.60	0-0	2	2	0	0/0	0	10.0	6	6	4	6	8	1	0	0	.162	3	0	0	0	0
39 GHISELLI, Brian	3.86	0-1	5	0	0	0/0	0	14.0	10	6	6	4	13	3	0	0	.208	0	2	0	1	1

28 WOODCOCK, Robb	0.00	0-0	1	0	0	0/0	0	1.0	1	0	0	0	2	0	0	0	.250	0	0	0	0	0
13 ANDREWS, Tanner	1.86	0-2	3	0	0	0/0	0	9.2	8	5	2	5	9	2	0	1	.222	3	0	0	1	2
43 SCHUMACHER, Tanner	2.70	0-1	5	0	0	0/0	0	6.2	8	2	2	4	2	1	0	0	.320	1	2	0	0	0
30 PRESTON, Jacob	6.75	0-1	1	0	0	0/0	0	2.2	1	2	2	2	1	0	0	1	.111	0	1	0	0	0
45 DRESSLER, Adam	10.12	0-0	3	1	0	0/0	0	5.1	6	6	6	4	3	1	0	1	.273	0	0	0	0	0
23 LUTZ, Mike	10.12	0-0	1	1	0	0/0	0	2.2	4	6	3	2	1	0	0	1	.333	0	0	0	0	1
42 DOWNS, Gavin	12.00	0-1	2	2	0	0/0	0	6.0	12	8	8	3	1	1	0	2	.400	0	0	0	0	0
6 De LaRIVA, Eddie	13.50	0-1	4	1	0	0/0	0	5.1	10	8	8	1	2	2	0	3	.400	0	3	0	1	0
24 LYONS, Alex	13.50	0-1	3	0	0	0/0	0	2.0	4	3	3	0	2	0	0	0	.444	1	1	0	0	0
9 DALESANDRO, Nick	32.40	0-0	2	0	0	0/0	0	1.2	8	8	6	2	3	1	0	0	.667	0	0	0	0	1
Totals	5.65	0-10	10	10	0	0/0	0	86.0	93	66	54	37	64	14	0	9	.273	9	12	0	3	5
Opponents	2.57	10-0	10	10	1	2/1	6	91.0	83	33	26	40	66	13	2	1	.246	7	12	1	2	7

PB - Team (5), JEWELL 5, Opp (4). Pickoffs - Team (1), BRYANT 1. SBA/ATT - JEWELL (7-11), PICCHIOTTI (4-4), GHISELLI (2-3), DALESANDRO (1-3), BRYANT (2-3), De LaRIVA (2-2), LUTZ (2-2), SCHUMACHER (1-1), PRESTON (1-1), LYONS (0-1), DOWNS (1-1), ANDREWS (0-1), FRAWLEY (1-1).

[illegible]

STARTERS SUMMARY

[illegible]



**2016 Purdue Baseball
Games Summary for Purdue (as of May 17, 2016)
(All games)**



Score by innings	1	2	3	4	5	6	7	8	9	EX	Total
Purdue	19	19	31	23	17	34	28	10	12	3	196
Opponents	40	36	55	37	35	22	31	62	12	5	335

Record when ...

Overall	7-43	After 6 leading	5-5
Conference	2-22 trailing	2-35
Non-Conference	5-21 tied	0-3
Home games	2-15	After 7 leading	5-4
Away games	3-24 trailing	2-36
Neutral site	2-4 tied	0-3
Day games	6-27	After 8 leading	5-2
Night games	1-16 trailing	0-39
vs Left starter	1-14 tied	2-2
vs Right starter	6-29		
1-Run games	1-13	Hit 0 home runs	2-33
2-Run games	1-5	... 1 home run	2-8
5+Run games	4-14	... 2+ home runs	3-2
Extra innings	1-3		
Shutouts	1-6	Opponent 0 home runs	6-19
	 1 home run	1-13
	 2+ HRs	0-11
Scoring 0-2 runs	0-21		
..... 3-5 runs	4-14		
..... 6-9 runs	2-7	Made 0 errors	1-14
..... 10+ runs	1-1	... 1 error	4-11
	 2+ errors	2-18
Opponent 0-2 runs	4-0		
..... 3-5 runs	2-16	Opp. made 0 errors	2-18
..... 6-9 runs	1-17 1 error	3-16
..... 10+ runs	0-10 2+ errors	2-9
Scored in 1st inning	2-10	Out-hit opponent	6-9
Opp. scored in 1st	0-15	Out-hit by opponent	1-30
Scores first	6-18	Hits are tied	0-4
Opp. scores first	1-25		

Record when team scores:

Runs	0	1	2	3	4	5	6	7	8	9	10+
W-L	0-6	0-5	0-10	0-5	0-5	4-4	0-3	1-0	0-3	1-1	1-1

Record when opponent scores:

Runs	0	1	2	3	4	5	6	7	8	9	10+
W-L	1-0	1-0	2-0	1-7	1-5	0-4	1-4	0-5	0-2	0-6	0-10

Record when leading after:

Inn.	1	2	3	4	5	6	7	8
W-L	2-7	1-10	5-8	5-8	4-9	5-5	5-4	5-2

Record when trailing after:

Inn.	1	2	3	4	5	6	7	8
W-L	0-14	3-24	0-28	1-32	2-33	2-35	2-36	0-39

Record when tied after:

Inn.	1	2	3	4	5	6	7	8
W-L	5-22	3-9	2-7	1-3	1-1	0-3	0-3	2-2

Current losing streak: 15
Longest winning streak: 2
Longest losing streak: 16

Home attendance : 14899 (16 dates avg = 931)
Away attendance : 24461 (31 dates avg = 789)
Total attendance: 39360 (47 dates avg = 837)

2016 Purdue Baseball
Team Game-by-Game for Purdue (as of May 17, 2016)
Batting (All games)

Date	Opponent	ab	r	h	rbi	2b	3b	hr	tb	bb	ibb	sb	cs	hbp	sac	sf	gdp	k	po	a	e	lob	avg
Feb 19	at Georgia Tech	29	2	5	0	1	0	0	6	5	0	0	0	1	0	0	2	12	24	11	4	6	.172
Feb 20	at Kennesaw State	32	2	6	1	3	0	0	9	6	0	0	1	0	0	1	0	10	24	7	1	10	.180
Feb 21	at Georgia State	39	5	13	4	3	0	0	16	5	0	3	0	3	0	0	0	13	27	12	1	15	.240
Feb 26	at California	32	0	5	0	1	0	0	6	2	0	0	1	1	0	0	1	11	24	10	2	8	.220
Feb 27	at California	31	0	6	0	1	0	0	7	1	0	0	0	0	1	0	1	14	24	10	0	6	.215
Feb 28	at California	35	5	10	4	2	0	0	12	4	0	0	0	0	0	0	3	4	24	13	2	7	.227
Mar 04	at East Tennessee State	31	2	6	2	1	0	1	10	4	0	1	0	2	1	1	0	7	24	12	0	10	.223
Mar 05	at East Tennessee State	43	19	19	18	1	0	3	29	6	0	2	0	4	1	1	1	2	27	13	1	9	.257
Mar 05	at East Tennessee State	37	8	11	7	3	0	2	20	4	0	3	1	0	2	0	0	9	25	7	1	8	.262
Mar 06	at East Tennessee State	33	2	8	2	2	0	0	10	3	0	1	0	0	0	0	2	6	24	15	0	7	.260
Mar 11	vs Saint Louis	35	2	9	1	2	0	0	11	2	0	0	0	0	1	0	1	13	24	11	1	9	.260
Mar 12	vs North Dakota	28	5	7	3	1	0	1	11	5	0	1	0	0	4	0	1	4	27	11	1	8	.259
Mar 12	at Kansas	31	1	7	1	1	0	1	11	4	0	0	0	0	1	0	2	3	24	9	2	8	.257
Mar 18	vs Ohio	38	4	12	4	4	0	0	16	2	0	0	0	2	0	1	0	6	27	10	2	12	.262
Mar 19	vs Ohio	54	5	15	5	0	0	1	18	6	2	0	2	1	1	0	1	13	45	31	3	13	.263
Mar 20	vs Ohio	33	2	5	1	0	0	1	8	0	0	0	0	0	0	0	0	6	27	8	2	4	.257
Mar 22	at Ball State	34	8	7	8	1	0	2	14	5	0	0	0	2	1	0	1	8	24	9	0	7	.254
Mar 23	LOUISVILLE	31	4	4	4	0	0	1	7	5	0	0	1	1	0	0	0	8	27	10	0	6	.248
*Mar 25	NEBRASKA	34	5	10	4	1	0	0	11	4	0	0	0	1	1	0	2	6	27	10	2	8	.250
*Mar 26	NEBRASKA	36	6	10	6	2	0	0	12	2	0	0	0	1	0	0	0	4	27	12	4	6	.251
*Mar 27	NEBRASKA	36	8	10	6	1	1	1	16	3	0	0	0	3	2	0	1	7	27	13	2	9	.253
*Apr 01	at Penn State	29	1	7	1	2	0	0	9	5	0	2	1	0	2	0	1	7	24	7	0	8	.252
*Apr 02	at Penn State	32	2	6	2	3	0	0	9	4	0	0	0	1	0	1	0	7	24	8	0	9	.250
*Apr 02	at Penn State	52	6	15	6	3	0	0	18	0	0	0	1	0	0	0	1	3	34	12	3	10	.252
Apr 05	at Indiana State	29	1	6	1	2	0	0	8	3	0	0	0	1	2	1	1	9	24	9	0	8	.251
*Apr 08	at Indiana	39	9	14	8	1	1	1	20	2	0	0	1	1	0	0	1	6	24	8	1	6	.255
*Apr 09	at Indiana	29	2	2	2	1	0	0	3	2	0	0	0	2	1	0	1	11	24	9	1	5	.249
*Apr 10	at Indiana	33	6	10	6	4	0	0	14	4	0	0	0	2	1	0	3	8	24	12	1	7	.251
Apr 12	EASTERN MICHIGAN	38	5	11	4	2	0	0	13	4	0	2	0	1	2	1	1	10	30	14	3	11	.253
*Apr 15	MICHIGAN STATE	33	0	9	0	1	0	0	10	0	0	0	0	2	1	0	2	4	27	12	1	9	.253
*Apr 16	MICHIGAN STATE	31	3	6	3	1	0	0	7	11	0	1	1	1	1	0	0	8	27	13	4	14	.252
*Apr 17	MICHIGAN STATE	33	5	12	4	2	0	2	20	3	1	0	0	2	2	0	1	7	27	11	2	11	.255
Apr 19	BALL STATE	29	9	8	8	2	0	0	10	9	1	0	0	3	1	0	2	6	27	9	0	9	.255
Apr 20	INDIANA STATE	31	4	6	4	3	0	1	12	4	0	0	0	0	1	0	1	11	27	9	3	5	.254
*Apr 22	at Maryland	34	7	11	7	2	0	2	19	3	1	0	0	2	3	0	0	5	27	12	1	8	.256
*Apr 23	at Maryland	30	0	4	0	0	0	0	4	1	0	0	0	0	0	0	1	11	24	13	0	4	.253
*Apr 24	at Maryland	36	3	8	3	5	0	0	13	1	0	2	0	0	0	0	0	8	24	14	4	7	.252
Apr 26	at Illinois State	36	2	10	2	0	0	0	10	2	0	1	0	0	0	0	1	7	24	7	0	9	.253
*Apr 29	OHIO STATE	31	1	5	1	0	0	0	5	1	0	2	0	2	1	0	1	6	27	18	0	7	.251
*Apr 29	OHIO STATE	35	2	7	2	1	1	0	10	2	0	1	0	1	0	0	0	3	27	13	1	9	.249
*May 01	OHIO STATE	28	1	6	1	1	0	0	7	2	0	1	0	4	2	1	0	6	27	4	2	9	.249
*May 06	at Northwestern	35	3	10	2	1	1	1	16	3	0	0	0	0	1	0	1	8	24	14	0	9	.249
*May 07	at Northwestern	34	4	9	3	4	0	0	13	5	0	2	1	0	1	0	0	8	24	10	3	9	.250
*May 08	at Northwestern	32	0	6	0	1	0	0	7	6	0	1	0	1	0	0	0	5	24	8	0	12	.249
May 10	IPFW	32	3	7	3	1	0	0	8	8	1	2	1	3	1	0	0	6	27	11	0	14	.248
May 11	at Valparaiso	40	10	17	9	4	0	0	21	2	0	1	1	1	1	0	2	3	24	10	3	7	.252
*May 13	MINNESOTA	36	3	6	2	0	0	0	6	3	0	0	0	3	0	0	0	9	30	14	1	9	.250
*May 14	MINNESOTA	33	4	9	4	0	1	0	11	4	0	0	0	0	1	1	1	12	27	6	2	8	.251
*May 15	MINNESOTA	30	0	4	0	1	0	0	5	0	0	0	0	0	0	0	1	5	27	7	1	3	.249
May 17	vs IPFW	37	5	9	5	0	0	0	9	7	0	3	0	0	0	0	1	4	24	9	1	12	.249
Totals		1709	196	425	174	79	5	21	577	179	6	32	13	55	41	9	43	369	1307	547	69	424	.249

2016 Purdue Baseball
Team Game-by-Game for Purdue (as of May 17, 2016)
Pitching (All games)

Date	Opponent	ip	h	r	er	bb	so	2b	3b	hr	wp	bk	hbp	dp	ibb	score	w-l	sv	era
Feb 19	at Georgia Tech	8.0	9	5	3	6	5	2	0	1	1	0	0	3	0	2-5	0-1	0	3.38
Feb 20	at Kennesaw State	8.0	5	5	5	3	5	0	1	1	1	0	1	0	0	2-5	0-2	0	4.50
Feb 21	at Georgia State	9.0	5	3	2	0	3	1	0	1	0	0	0	0	0	5-3	1-2	0	3.60
Feb 26	at California	8.0	11	10	9	7	4	1	0	3	3	0	2	1	0	0-10	1-3	0	5.18
Feb 27	at California	8.0	9	4	4	1	6	4	0	2	0	1	2	0	0	0-4	1-4	0	5.05
Feb 28	at California	8.0	19	15	11	4	6	5	0	1	0	0	1	0	0	5-15	1-5	0	6.24
Mar 04	at East Tennessee State	8.0	8	4	4	1	3	1	1	1	0	0	2	1	0	2-4	1-6	0	6.00
Mar 05	at East Tennessee State	9.0	11	6	5	1	6	3	0	0	0	1	0	1	0	19-6	2-6	0	5.86
Mar 05	at East Tennessee State	8.1	9	9	9	4	8	1	0	2	1	0	3	0	0	8-9	2-7	0	6.30
Mar 06	at East Tennessee State	8.0	10	8	8	4	5	2	0	2	0	0	1	1	0	2-8	2-8	0	6.56
Mar 11	vs Saint Louis	8.0	4	3	2	4	6	1	0	0	0	0	2	0	0	2-3	2-9	0	6.18
Mar 12	vs North Dakota	9.0	8	0	0	1	4	0	0	0	0	0	2	3	0	5-0	3-9	1	5.62
Mar 12	at Kansas	8.0	10	8	6	9	2	1	0	0	0	1	2	2	0	1-8	3-10	1	5.70
Mar 18	vs Ohio	9.0	14	6	6	6	5	2	0	0	2	0	0	0	0	4-6	3-11	1	5.72
Mar 19	vs Ohio	15.0	12	4	2	8	4	1	0	0	1	0	0	3	2	5-4	4-11	1	5.21
Mar 20	vs Ohio	9.0	11	9	9	10	6	4	0	0	1	0	1	0	0	2-9	4-12	1	5.45
Mar 22	at Ball State	8.0	13	9	9	4	5	3	1	2	1	0	0	1	0	8-9	4-13	1	5.70
Mar 23	LOUISVILLE	9.0	17	9	9	4	3	5	1	0	0	0	1	1	0	4-9	4-14	1	5.89
*Mar 25	NEBRASKA	9.0	16	9	7	2	13	5	0	1	1	0	1	2	0	5-9	4-15	1	5.95
*Mar 26	NEBRASKA	9.0	14	11	6	3	4	3	0	0	0	0	1	1	0	6-11	4-16	1	5.95
*Mar 27	NEBRASKA	9.0	16	9	7	2	2	3	0	2	1	0	0	1	0	8-9	4-17	1	6.01
*Apr 01	at Penn State	8.0	12	3	3	2	3	2	1	0	0	0	0	2	0	1-3	4-18	1	5.90
*Apr 02	at Penn State	8.0	12	7	7	8	5	2	1	0	1	0	1	0	0	2-7	4-19	1	5.98
*Apr 02	at Penn State	11.1	12	7	6	6	7	4	0	0	1	0	1	0	0	6-7	4-20	1	5.91
Apr 05	at Indiana State	8.0	10	4	4	3	4	2	0	1	0	0	0	1	0	1-4	4-21	1	5.86
*Apr 08	at Indiana	8.0	10	10	5	5	4	3	0	0	0	0	2	0	0	9-10	4-22	1	5.85
*Apr 09	at Indiana	8.0	6	3	3	5	4	0	0	0	1	0	1	1	0	2-3	4-23	1	5.77
*Apr 10	at Indiana	8.0	10	7	7	3	8	4	1	1	2	0	3	0	0	6-7	4-24	1	5.84
Apr 12	EASTERN MICHIGAN	10.0	11	6	3	5	4	1	0	0	1	0	2	0	1	5-6	4-25	1	5.71
*Apr 15	MICHIGAN STATE	9.0	17	11	10	2	2	3	2	1	1	0	2	0	0	0-11	4-26	1	5.86
*Apr 16	MICHIGAN STATE	9.0	13	5	3	2	9	4	0	0	2	0	0	0	0	3-5	4-27	1	5.76
*Apr 17	MICHIGAN STATE	9.0	8	2	2	0	10	2	0	0	1	0	0	1	0	5-2	5-27	1	5.64
Apr 19	BALL STATE	9.0	6	2	2	3	7	0	0	0	1	0	0	0	0	9-2	6-27	1	5.53
Apr 20	INDIANA STATE	9.0	19	22	14	7	7	4	0	2	3	0	2	1	0	4-22	6-28	1	5.79
*Apr 22	at Maryland	9.0	7	1	1	2	6	1	0	0	1	0	0	0	0	7-1	7-28	1	5.65
*Apr 23	at Maryland	8.0	11	6	6	6	3	1	0	2	0	0	0	3	0	0-6	7-29	1	5.67
*Apr 24	at Maryland	8.0	9	11	6	4	8	1	0	1	0	0	0	1	0	3-11	7-30	1	5.70
Apr 26	at Illinois State	8.0	18	10	10	2	6	4	1	0	0	0	0	0	0	2-10	7-31	1	5.83
*Apr 29	OHIO STATE	9.0	10	3	3	2	5	1	0	1	0	0	0	0	0	1-3	7-32	1	5.76
*Apr 29	OHIO STATE	9.0	7	3	1	3	4	1	0	0	0	0	2	0	0	2-3	7-33	1	5.64
*May 01	OHIO STATE	9.0	10	5	3	3	15	3	0	0	0	0	2	0	0	1-5	7-34	1	5.57
*May 06	at Northwestern	8.0	9	7	7	3	5	2	0	1	0	0	3	0	0	3-7	7-35	1	5.62
*May 07	at Northwestern	8.0	7	7	4	4	6	1	0	0	1	0	0	1	0	4-7	7-36	1	5.60
*May 08	at Northwestern	8.0	8	3	3	0	4	1	0	0	0	0	2	1	0	0-3	7-37	1	5.55
May 10	IPFW	9.0	7	4	4	2	2	2	0	1	0	0	1	2	0	3-4	7-38	1	5.51
May 11	at Valparaiso	8.0	11	13	10	5	4	0	0	2	1	0	1	0	0	10-13	7-39	1	5.63
*May 13	MINNESOTA	10.0	11	4	4	5	7	1	0	2	3	0	0	1	0	3-4	7-40	1	5.58
*May 14	MINNESOTA	9.0	14	14	12	7	8	2	0	1	2	0	1	0	0	4-14	7-41	1	5.72
*May 15	MINNESOTA	9.0	8	3	1	4	5	1	0	0	2	0	1	0	0	0-3	7-42	1	5.62
May 17	vs IPFW	8.0	8	6	6	4	8	1	0	2	0	0	1	1	0	5-6	7-43	1	5.64
Totals		435.2	532	335	273	191	275	102	10	37	37	3	50	37	3	196-335	7-43	1	5.64



2016 Purdue Baseball
IP-H-R-ER-BB-SO Breakdown for Purdue (as of May 18, 2016)
(All games)



Opponent	Date	#13 ANDREWS	#47 BRYANT	#9 DALESANDRO	#42 DOWNS	#45 DRESSLER	#46 FRAWLEY	#39 GHISELLI	#41 HOECK,VAN	#37 KENNEY	#6 LaRIVA,De
Georgia Tech	Feb 19	*3.2-7-2-2-2-2	1.0-0-2-0-2-1
Kennesaw State	Feb 20	*5.0-4-4-4-0-5	1.0-0-1-1-2-0
Georgia State	Feb 21	*5.0-5-3-2-0-1
California	Feb 26	*3.2-5-4-4-2-2	2.0-2-2-2-2-1	1.0-0-0-0-2-1	0.0-2-1-1-0-0
California	Feb 27	*5.1-4-2-2-1-3	2.2-5-2-2-0-3
California	Feb 28	*0.0-5-6-5-0-0	0.1-4-3-3-1-0	1.1-2-0-0-0-1	0.0-2-2-2-0-0
East Tennessee State	Mar 04	*7.0-7-4-4-1-2
East Tennessee State	Mar 05	5.1-3-3-3-1-5	*1.1-6-4-4-1-0	7.2-5-2-1-0-6
East Tennessee State	Mar 05	*1.2-2-3-3-2-2
East Tennessee State	Mar 06	0.2-2-0-0-0-0
Saint Louis	Mar 11	*3.2-2-3-2-2-0	3.1-1-0-0-1-6
North Dakota	Mar 12	4.0-3-0-0-0-2
Kansas	Mar 12	*2.1-4-3-3-3-0	1.1-1-2-0-3-1	1.0-1-0-0-0-0	1.0-1-2-2-0-0
Ohio	Mar 18	*2.2-3-2-2-5-2	3.2-10-3-3-0-1	2.2-1-1-1-1-2
Ohio	Mar 19	7.0-4-1-1-1-3
Ohio	Mar 20	2.0-3-2-2-1-3	4.0-4-1-1-1-1	1.2-1-2-2-3-2	1.0-0-0-0-1-0
Ball State	Mar 22	*2.0-3-2-2-2-2	0.2-0-0-0-0-0	4.1-4-2-2-1-1
Louisville	Mar 23	3.0-3-0-0-2-0	4.0-5-1-1-1-3	1.1-3-4-4-1-0
Nebraska	Mar 25	4.1-2-1-1-1-9
Nebraska	Mar 26	3.0-8-7-5-1-0	*6.0-6-4-1-2-4
Nebraska	Mar 27	*3.1-7-6-4-1-0	3.2-6-1-1-0-1	1.2-3-2-2-0-1
Penn State	Apr 01	4.0-4-2-2-1-0	0.2-1-0-0-1-1
Penn State	Apr 02	0.1-0-0-0-0-0	*4.1-6-6-6-6-4	0.0-0-0-0-1-0	3.1-6-1-1-1-1
Penn State	Apr 02	7.0-2-0-0-3-4	*3.2-6-4-3-3-2
Indiana State	Apr 05	4.0-4-0-0-1-1	*4.0-6-4-4-2-3
Indiana	Apr 08	4.0-2-2-2-2-0
Indiana	Apr 09	2.1-1-0-0-2-1	*5.2-5-3-3-3-3
Indiana	Apr 10	0.0-2-1-1-1-0	1.2-3-4-4-0-0	*5.0-4-1-1-2-7
Eastern Michigan	Apr 12	5.0-5-2-1-1-2
Michigan State	Apr 15	*4.0-5-4-3-1-0	0.1-4-5-5-1-0	3.0-7-2-2-0-1
Michigan State	Apr 16	2.0-3-1-1-0-2	*6.1-8-4-2-1-6
Michigan State	Apr 17	4.0-1-0-0-0-3	*5.0-7-2-2-0-7
Ball State	Apr 19	1.0-0-0-0-0-2	7.0-6-0-0-0-4
Indiana State	Apr 20	1.1-3-3-3-0-0	1.0-1-0-0-0-0	0.1-2-3-3-1-0
Maryland	Apr 22	1.0-0-0-0-1-2	*8.0-7-1-1-1-4
Maryland	Apr 23	*7.0-10-4-4-4-3	1.0-1-2-2-2-0
Maryland	Apr 24	4.1-4-5-2-1-5	*2.0-2-4-4-3-1	1.0-0-0-0-0-1
Illinois State	Apr 26	1.0-2-0-0-0-2	2.0-4-2-2-1-1	3.0-4-2-2-0-1
Ohio State	Apr 29	2.0-2-0-0-0-1	*7.0-8-3-3-2-4
Ohio State	Apr 29	3.0-0-0-0-0-1	*5.0-6-3-1-2-3	1.0-1-0-0-1-0
Ohio State	May 01	*5.0-3-0-0-1-9	1.1-3-3-1-2-2	1.1-2-1-1-0-3	1.0-1-0-0-0-0
Northwestern	May 06	*1.2-6-6-6-2-0	5.0-2-1-1-1-4
Northwestern	May 07	3.0-3-3-0-1-2	*5.0-4-4-4-3-4
Northwestern	May 08	*7.1-8-3-3-0-4
IPFW	May 10	1.0-0-0-0-0-1	4.2-2-1-1-1-0	*0.1-2-3-3-1-0
Valparaiso	May 11	2.1-1-2-2-3-1	2.2-3-2-2-0-2
Minnesota	May 13	5.2-5-2-2-4-6	*4.1-6-2-2-1-1
Minnesota	May 14	0.1-5-5-5-0-1	*5.0-2-2-0-3-4	1.1-3-3-3-1-2	1.1-4-3-3-0-0
Minnesota	May 15	*6.2-4-3-1-3-4	0.1-0-0-0-0-1
IPFW	May 17	*2.2-5-4-4-1-1	1.2-1-0-0-1-4



2016 Purdue Baseball
IP-H-R-ER-BB-SO Breakdown for Purdue (as of May 18, 2016)
(All games)



Opponent	Date	#23 LUTZ	#24 LYONS	#30 PRESTON	#43 SCHUMACHER	#5 SHIPLEY	#28 WOODCOCK
Georgia Tech	Feb 19	3.1-2-1-1-2-2
Kennesaw State	Feb 20	1.0-0-0-0-0-0	0.2-1-0-0-1-0	0.1-0-0-0-0-0
Georgia State	Feb 21	4.0-0-0-0-0-2
California	Feb 26	0.1-2-3-2-0-0	1.0-0-0-0-1-0
California	Feb 27
California	Feb 28	0.2-0-0-0-0-1	2.2-1-0-0-2-1	3.0-5-4-3-1-3
East Tennessee State	Mar 04	1.0-1-0-0-0-1
East Tennessee State	Mar 05
East Tennessee State	Mar 05	1.1-4-3-3-1-1
East Tennessee State	Mar 06	*5.2-3-2-2-2-3	1.2-4-5-5-2-2	0.0-1-1-1-0-0
Saint Louis	Mar 11	1.0-1-0-0-1-0
North Dakota	Mar 12	*5.0-5-0-0-1-2
Kansas	Mar 12	0.2-3-1-1-1-0	1.2-0-0-0-2-1
Ohio	Mar 18
Ohio	Mar 19	*4.0-4-3-1-3-0	4.0-4-0-0-4-1
Ohio	Mar 20	*0.1-3-4-4-2-0	0.0-0-0-0-2-0
Ball State	Mar 22	1.0-6-5-5-1-2
Louisville	Mar 23	*0.2-6-4-4-0-0
Nebraska	Mar 25	*4.2-14-8-6-1-4
Nebraska	Mar 26
Nebraska	Mar 27	0.0-0-0-0-1-0	0.1-0-0-0-0-0
Penn State	Apr 01	*3.1-7-1-1-0-2
Penn State	Apr 02
Penn State	Apr 02	0.2-4-3-3-0-1
Indiana State	Apr 05
Indiana	Apr 08	*2.2-8-8-3-2-1	1.1-0-0-0-0-3	0.0-0-0-0-1-0
Indiana	Apr 09
Indiana	Apr 10	1.1-1-1-1-0-1
Eastern Michigan	Apr 12	*2.0-3-2-1-2-0	1.0-2-1-1-0-1	2.0-1-1-0-2-1
Michigan State	Apr 15	1.2-1-0-0-0-1
Michigan State	Apr 16	0.2-2-0-0-1-1
Michigan State	Apr 17
Ball State	Apr 19	*1.0-0-2-2-3-1
Indiana State	Apr 20	0.2-5-7-2-1-1	0.1-2-1-1-1-0	*3.1-3-3-3-2-3	0.2-1-3-2-1-2	1.0-1-0-0-0-0	0.1-1-2-2-1-1
Maryland	Apr 22
Maryland	Apr 23
Maryland	Apr 24	0.2-3-2-0-0-1
Illinois State	Apr 26	*0.0-4-4-4-0-0	2.0-4-2-2-1-2
Ohio State	Apr 29
Ohio State	Apr 29
Ohio State	May 01	0.1-0-0-0-0-1	0.0-1-1-1-0-0
Northwestern	May 06	1.1-1-0-0-0-1
Northwestern	May 07
Northwestern	May 08	0.2-0-0-0-0-0
IPFW	May 10	3.0-3-0-0-0-1
Valparaiso	May 11	*2.2-4-6-3-2-1	0.1-3-3-3-0-0
Minnesota	May 13
Minnesota	May 14	1.0-0-1-1-3-1
Minnesota	May 15	2.0-4-0-0-1-0
IPFW	May 17	2.2-1-2-2-2-1	1.0-1-0-0-0-2



2016 Purdue Baseball
Inherited Runners/Scored Breakdown for Purdue (as of May 18, 2016)
(All games)



Opponent	Date	#13 Andrews	#47 Bryant	#9 Dalesandro	#42 Downs	#45 Dressler	#46 Frawley	#39 Ghiselli	#41 Hoeck,van	#37 Kenney	#6 Lariva,de	#23 Lutz	#24 Lyons	#30 Preston	#43 Schumache	#28 Woodcock
Georgia Tech	Feb 19	Start	0/0	2/0
Kennesaw State	Feb 20	Start	0/0	0/0	0/0	2/0
Georgia State	Feb 21	Start	0/0
California	Feb 26	Start	0/0	0/0	0/0	1/0	1/0
California	Feb 27	Start	1/1
California	Feb 28	Start	0/0	2/0	0/0	2/0	2/2	1/1
East Tennessee State	Mar 04	Start	0/0
East Tennessee State	Mar 05	Start	2/0
East Tennessee State	Mar 05	1/0	Start	1/1
East Tennessee State	Mar 06	2/1	Start	1/1	2/2
Saint Louis	Mar 11	Start	3/0	0/0
North Dakota	Mar 12	0/0	Start
Kansas	Mar 12	Start	2/1	0/0	2/0	2/2	2/1
Ohio	Mar 18	Start	3/0	1/0
Ohio	Mar 19	1/1	Start	0/0
Ohio	Mar 20	2/0	3/2	1/0	0/0	Start	0/0
Ball State	Mar 22	Start	1/0	0/0	0/0
Louisville	Mar 23	0/0	2/2	1/0	Start
Nebraska	Mar 25	1/0	Start
Nebraska	Mar 26	0/0	Start
Nebraska	Mar 27	Start	0/0	1/0	1/0	2/0
Penn State	Apr 01	2/0	1/1	Start
Penn State	Apr 02	3/0	Start	2/0	3/1
Penn State	Apr 02	2/0	Start	2/0
Indiana State	Apr 05	0/0	Start
Indiana	Apr 08	3/3	Start	3/0	3/1
Indiana	Apr 09	2/0	Start
Indiana	Apr 10	2/2	0/0	Start	2/0
Eastern Michigan	Apr 12	0/0	Start	0/0	1/0
Michigan State	Apr 15	Start	0/0	0/0	1/1
Michigan State	Apr 16	2/0	Start	1/1
Michigan State	Apr 17	0/0	Start
Ball State	Apr 19	0/0	3/2	Start
Indiana State	Apr 20	2/0	0/0	0/0	3/3	3/3	Start	0/0	2/1
Maryland	Apr 22	0/0	Start
Maryland	Apr 23	Start	0/0
Maryland	Apr 24	3/3	Start	0/0	2/2
Illinois State	Apr 26	0/0	0/0	2/2	Start	0/0
Ohio State	Apr 29	2/1	Start
Ohio State	Apr 29	2/0	Start	0/0
Ohio State	May 01	Start	1/0	0/0	0/0	3/0	1/1
Northwestern	May 06	Start	0/0	2/1
Northwestern	May 07	2/2	Start
Northwestern	May 08	Start	1/0
IPFW	May 10	0/0	1/0	Start	0/0
Valparaiso	May 11	0/0	1/1	Start	2/2
Minnesota	May 13	1/0	Start
Minnesota	May 14	2/2	Start	1/1	2/2	0/0
Minnesota	May 15	Start	3/0	2/0
IPFW	May 17	Start	3/1	0/0	0/0
Totals	141/58	18/8	8/0	3/2	7/1	8/0	4/2	16/8	6/0	0/0	15/11	6/3	16/10	0/0	20/8	14/5



2016 Purdue Baseball
Overall Statistics for Purdue (as of May 17, 2016)
(All games Sorted by Batting avg)



Record: 7-43 Home: 2-15 Away: 3-24 Neutral: 2-4 Big Ten: 2-22

Player	avg	gp-gs	ab	r	h	2b	3b	hr	rbi	tb	slg%	bb	hp	so	gdp	ob%	sf	sh	sb-att	po	a	e	fld%
22 JOHNSON, Kyle	.317	49-49	199	33	63	11	2	6	29	96	.482	19	4	57	1	.387	0	2	5-8	138	4	3	.979
9 DALESANDRO, Nick	.286	49-48	182	10	52	7	1	0	25	61	.335	15	2	41	6	.342	3	1	2-3	135	29	3	.982
14 WOOD, Kyle	.277	50-50	177	26	49	11	1	11	33	95	.537	30	16	47	7	.426	0	0	2-3	455	22	3	.994
20 CARLSON, Brett	.276	46-36	134	18	37	12	0	2	17	55	.410	18	1	35	4	.366	0	6	2-4	35	48	15	.847
16 STRONG, Cody	.267	47-44	165	19	44	8	1	0	9	54	.327	19	4	21	6	.356	0	5	3-5	80	110	8	.960
11 OLUND, Alec	.262	50-48	172	17	45	6	0	0	12	51	.297	14	3	25	3	.325	2	4	3-3	83	2	1	.988
31 PICCHIOTTI, Jack	.246	43-34	142	20	35	8	0	0	11	43	.303	6	6	25	3	.305	0	4	5-7	113	9	5	.961
27 McGOWAN, Jacson	.212	34-28	104	6	22	4	0	0	9	26	.250	10	0	20	4	.276	2	0	0-0	9	21	7	.811
5 SHIPLEY, Harry	.178	49-49	146	17	26	3	0	0	8	29	.199	20	15	21	1	.335	1	8	6-6	81	155	7	.971

17 SANDER, Daniel	.280	30-9	50	4	14	3	0	0	8	17	.340	6	0	8	0	.351	1	0	0-0	5	0	0	1.000
38 JEWELL, James	.224	28-19	67	7	15	4	0	2	5	25	.373	4	1	12	4	.278	0	6	2-3	115	20	0	1.000
19 GUBSER, Justin	.190	22-9	42	3	8	1	0	0	4	9	.214	2	1	24	0	.244	0	0	0-0	1	0	0	1.000
1 McKINNON, Duncan	.154	34-14	52	7	8	0	0	0	1	8	.154	10	1	13	1	.302	0	4	0-1	25	35	8	.882
36 SNIDANKO, Ted	.133	15-2	15	1	2	1	0	0	1	3	.200	1	1	3	0	.235	0	1	0-0	5	0	0	1.000
44 KALINA, Stephen	.125	17-5	24	3	3	0	0	0	1	3	.125	2	0	5	2	.192	0	0	2-2	7	8	1	.938
21 KORNACKER, Mike	.100	11-3	20	2	2	0	0	0	1	2	.100	1	0	7	1	.143	0	0	0-0	3	9	0	1.000
10 GRANT, Hayden	.000	13-0	9	3	0	0	0	0	0	0	.000	1	0	3	0	.100	0	0	0-0	1	2	2	.600
15 KENNEDY, Evan	.000	8-1	9	0	0	0	0	0	0	0	.000	1	0	2	0	.100	0	0	0-0	0	0	0	.000
6 De LaRIVA, Eddie	.000	1-1	0	0	0	0	0	0	0	0	.000	0	0	0	0	.000	0	0	0-0	2	4	0	1.000
42 DOWNS, Gavin	.000	1-0	0	0	0	0	0	0	0	0	.000	0	0	0	0	.000	0	0	0-0	1	17	0	1.000
46 FRAWLEY, Matt	.000	1-1	0	0	0	0	0	0	0	0	.000	0	0	0	0	.000	0	0	0-0	2	7	2	.818
Totals	.249	50	1709	196	425	79	5	21	174	577	.338	179	55	369	43	.338	9	41	32-45	1307	547	69	.964
Opponents	.303	50	1753	335	532	102	10	37	302	765	.436	191	50	275	31	.384	19	36	47-73	1373	536	48	.975

LOB - Team (424), Opp (407). DPs turned - Team (37), Opp (47). IBB - Team (6), PICCHIOTTI 1, JOHNSON 1, STRONG 1, SANDER 1, WOOD 1, CARLSON 1, Opp (3). Picked off - OLUND 2, McKINNON 1, CARLSON 1, WOOD 1.

(All games Sorted by Earned run avg)

Player	era	w-l	app	gs	cg	sho	sv	ip	h	r	er	bb	so	2b	3b	hr	b/avg	wp	hp	bk	sfa	sha
46 FRAWLEY, Matt	3.14	1-5	13	8	0	0/1	1	66.0	63	35	23	26	50	12	0	2	.251	5	7	2	2	5
13 ANDREWS, Tanner	3.82	1-6	19	7	0	0/0	0	61.1	57	35	26	28	38	13	1	5	.239	11	6	0	1	5
47 BRYANT, Shane	4.89	0-5	13	7	0	0/0	0	53.1	59	34	29	18	43	10	0	1	.294	3	7	0	4	6
42 DOWNS, Gavin	5.83	1-5	16	8	0	0/0	0	54.0	69	40	35	18	20	12	2	7	.314	4	6	0	4	4

5 SHIPLEY, Harry	0.00	0-0	1	0	0	0/0	0	1.0	1	0	0	0	0	0	0	0	.250	0	0	0	0	0
39 GHISELLI, Brian	4.14	0-2	18	1	0	0/0	0	41.1	45	20	19	13	28	7	1	2	.294	1	3	0	2	2
6 De LaRIVA, Eddie	4.64	1-1	14	1	0	0/0	0	33.0	40	17	17	7	19	9	2	5	.294	2	5	0	3	1
28 WOODCOCK, Robb	5.79	0-0	9	0	0	0/0	0	4.2	3	3	3	7	4	0	0	0	.176	0	1	0	0	0
23 LUTZ, Mike	6.15	1-2	13	9	0	0/1	0	33.2	55	42	23	17	16	11	0	3	.364	3	2	0	1	5
43 SCHUMACHER, Tanner	7.20	1-5	21	1	0	0/0	0	30.0	44	29	24	18	24	6	1	5	.341	3	6	0	0	1
24 LYONS, Alex	9.37	1-5	13	1	0	0/0	0	16.1	30	17	17	11	9	7	0	1	.429	1	1	0	0	4
9 DALESANDRO, Nick	10.26	0-3	7	4	0	0/0	0	16.2	28	21	19	7	13	6	1	2	.364	1	2	1	0	1
45 DRESSLER, Adam	10.80	0-2	7	1	0	0/0	0	11.2	17	14	14	6	4	4	1	1	.340	2	1	0	1	0
30 PRESTON, Jacob	13.50	0-2	3	2	0	0/0	0	6.0	8	9	9	4	4	2	0	1	.320	0	1	0	0	0
41 VAN HOECK, Kyle	22.74	0-0	8	0	0	0/0	0	6.1	11	16	16	10	3	3	1	0	.393	1	2	0	1	2
37 KENNEY, Patrick	81.00	0-0	1	0	0	0/0	0	0.1	2	3	3	1	0	0	0	2	.667	0	0	0	0	0
Totals	5.64	7-43	50	50	0	1/1	1	435.2	532	335	273	191	275	102	10	37	.303	37	50	3	19	36
Opponents	3.30	43-7	50	50	2	6/4	21	457.2	425	196	168	179	369	79	5	21	.249	28	55	5	9	41

PB - Team (18), JEWELL 7, DALESANDRO 7, PICCHIOTTI 4, Opp (16). Pickoffs - Team (3), BRYANT 1, JEWELL 1, PICCHIOTTI 1, Opp (5). SBA/ATT - PICCHIOTTI (28-31), DALESANDRO (11-24), JEWELL (12-22), BRYANT (6-11), DOWNS (6-9), ANDREWS (7-9), GHISELLI (4-8), De LaRIVA (5-6), FRAWLEY (3-6), LUTZ (4-6), SCHUMACHER (4-5), WOODCOCK (2-2), LYONS (0-2), PRESTON (1-2), VAN HOECK (1-1), DRESSLER (0-1).

2016 Purdue Baseball
Individual Game-by-Game for Purdue (as of May 17, 2016)

#13 ANDREWS, Tanner - 9 games (All games)

Date	Opponent	Pos	AB	R	H	RBI	2B	3B	HR	BB	SB	CS	HBP	SAC	SF	GDP	K	PO	A	E	Avg
Feb 26	at California	*p	0	0	0	0	0	0	0	0	0	0	0	0	0	0	0	0	2	0	.000
Mar 22	at Ball State	*p	0	0	0	0	0	0	0	0	0	0	0	0	0	0	0	0	2	0	.000
Mar 27	NEBRASKA	*p	0	0	0	0	0	0	0	0	0	0	0	0	0	0	0	0	1	0	.000
Apr 02	at Penn State-2	p	0	0	0	0	0	0	0	0	0	0	0	0	0	0	0	1	2	0	.000
Apr 24	at Maryland	p	0	0	0	0	0	0	0	0	0	0	0	0	0	0	0	1	1	0	.000
Apr 29	OHIO STATE-1	p	0	0	0	0	0	0	0	0	0	0	0	0	0	0	0	0	2	0	.000
Apr 29	OHIO STATE-2	p	0	0	0	0	0	0	0	0	0	0	0	0	0	0	0	0	1	0	.000
May 07	at Northwestern	p	0	0	0	0	0	0	0	0	0	0	0	0	0	0	0	1	1	1	.000
May 13	MINNESOTA	p	0	0	0	0	0	0	0	0	0	0	0	0	0	0	0	1	2	0	.000
Totals		3gs	0	0	0	0	0	0	0	0	0	0	0	0	0	0	0	4	14	1	.000

On base pct. .000 • Slugging pct. .000

#13 ANDREWS, Tanner - 19 appearances (All games)

Date	Opponent	GS	IP	H	R	ER	BB	SO	2B	3B	HR	WP	BK	HBP	IBB	Score	W-L	Sv	ERA	NP
Feb 19	at Georgia Tech	*	3.2	7	2	2	2	2	2	0	0	1	0	0	0	2-5	0-0	0	4.91	73
Feb 26	at California	*	3.2	5	4	4	2	2	1	0	1	2	0	1	0	0-10	0-1	0	7.36	76
Mar 04	at East Tennessee Stat	*	7.0	7	4	4	1	2	1	1	1	0	0	2	0	2-4	0-2	0	6.28	87
Mar 11	vs Saint Louis	*	3.2	2	3	2	2	0	0	0	0	0	0	1	0	2-3	0-3	0	6.00	77
Mar 18	vs Ohio	*	2.2	3	2	2	5	2	0	0	0	1	0	0	0	4-6	0-3	0	6.10	58
Mar 22	at Ball State	*	2.0	3	2	2	2	2	1	0	0	1	0	0	0	8-9	0-3	0	6.35	49
Mar 27	NEBRASKA	*	3.1	7	6	4	1	0	2	0	1	0	0	0	0	8-9	0-4	0	6.92	58
Apr 02	at Penn State-2		7.0	2	0	0	3	4	1	0	0	1	0	1	0	6-7	0-4	0	5.45	101
Apr 09	at Indiana		2.1	1	0	0	2	1	0	0	0	0	0	0	0	2-3	0-4	0	5.09	30
Apr 10	at Indiana		0.0	2	1	1	1	0	2	0	0	0	0	0	0	6-7	0-4	0	5.35	10
Apr 16	MICHIGAN STATE		2.0	3	1	1	0	2	0	0	0	1	0	0	0	3-5	0-4	0	5.30	35
Apr 17	MICHIGAN STATE		4.0	1	0	0	0	3	0	0	0	1	0	0	0	5-2	1-4	0	4.79	55
Apr 22	at Maryland		1.0	0	0	0	1	2	0	0	0	0	0	0	0	7-1	1-4	0	4.68	17
Apr 24	at Maryland		4.1	4	5	2	1	5	1	0	1	0	0	0	0	3-11	1-4	0	4.63	71
Apr 29	OHIO STATE-1		2.0	2	0	0	0	1	0	0	0	0	0	0	0	1-3	1-4	0	4.44	18
Apr 29	OHIO STATE-2		3.0	0	0	0	0	1	0	0	0	0	0	1	0	2-3	1-4	0	4.18	36
May 07	at Northwestern		3.0	3	3	0	1	2	1	0	0	0	0	0	0	4-7	1-5	0	3.95	37
May 10	IPFW		1.0	0	0	0	0	1	0	0	0	0	0	0	0	3-4	1-5	0	3.88	10
May 13	MINNESOTA		5.2	5	2	2	4	6	1	0	1	3	0	0	0	3-4	1-6	0	3.82	99
Totals		7	61.1	57	35	26	28	38	13	1	5	11	0	6	0	71-103	1-6	0	3.82	-

#47 BRYANT, Shane - 8 games (All games)

Date	Opponent	Pos	AB	R	H	RBI	2B	3B	HR	BB	SB	CS	HBP	SAC	SF	GDP	K	PO	A	E	Avg
Mar 18	vs Ohio	p	0	0	0	0	0	0	0	0	0	0	0	0	0	0	0	0	1	0	.000
Apr 02	at Penn State-2	*p	0	0	0	0	0	0	0	0	0	0	0	0	0	0	0	0	1	0	.000
Apr 09	at Indiana	*p	0	0	0	0	0	0	0	0	0	0	0	0	0	0	0	0	1	1	.000
Apr 17	MICHIGAN STATE	*p	0	0	0	0	0	0	0	0	0	0	0	0	0	0	0	0	1	0	.000
Apr 24	at Maryland	*p	0	0	0	0	0	0	0	0	0	0	0	0	0	0	0	0	1	0	.000
May 01	OHIO STATE	*p	0	0	0	0	0	0	0	0	0	0	0	0	0	0	0	0	1	0	.000
May 08	at Northwestern	*p	0	0	0	0	0	0	0	0	0	0	0	0	0	0	0	0	1	0	.000
May 15	MINNESOTA	*p	0	0	0	0	0	0	0	0	0	0	0	0	0	0	0	1	0	0	.000
Totals		7gs	0	0	0	0	0	0	0	0	0	0	0	0	0	0	0	1	7	1	.000

On base pct. .000 • Slugging pct. .000

2016 Purdue Baseball
Individual Game-by-Game for Purdue (as of May 17, 2016)

#47 BRYANT, Shane - 13 appearances (All games)

Date	Opponent	GS	IP	H	R	ER	BB	SO	2B	3B	HR	WP	BK	HBP	IBB	Score	W-L	Sv	ERA	NP
Feb 26	at California		2.0	2	2	2	2	1	0	0	0	0	0	1	0	0-10	0-0	0	9.00	36
Mar 05	at East Tennessee Stat		5.1	3	3	3	1	5	1	0	1	0	0	1	0	8-9	0-0	0	6.14	71
Mar 11	vs Saint Louis		3.1	1	0	0	1	6	0	0	0	0	0	1	0	2-3	0-0	0	4.22	65
Mar 18	vs Ohio		3.2	10	3	3	0	1	1	0	0	1	0	0	0	4-6	0-1	0	5.02	66
Mar 22	at Ball State		0.2	0	0	0	0	0	0	0	0	0	0	0	0	8-9	0-1	0	4.80	3
Mar 26	NEBRASKA		3.0	8	7	5	1	0	3	0	0	0	0	0	0	6-11	0-1	0	6.50	54
Apr 02	at Penn State-2	*	3.2	6	4	3	3	2	1	0	0	0	0	0	0	6-7	0-1	0	6.65	80
Apr 09	at Indiana	*	5.2	5	3	3	3	3	0	0	0	1	0	1	0	2-3	0-2	0	6.26	79
Apr 17	MICHIGAN STATE	*	5.0	7	2	2	0	7	2	0	0	0	0	0	0	5-2	0-2	0	5.85	88
Apr 24	at Maryland	*	2.0	2	4	4	3	1	0	0	0	0	0	0	0	3-11	0-3	0	6.55	37
May 01	OHIO STATE	*	5.0	3	0	0	1	9	0	0	0	0	0	1	0	1-5	0-3	0	5.72	97
May 08	at Northwestern	*	7.1	8	3	3	0	4	1	0	0	0	0	2	0	0-3	0-4	0	5.40	109
May 15	MINNESOTA	*	6.2	4	3	1	3	4	1	0	0	1	0	0	0	0-3	0-5	0	4.89	129
Totals		7	53.1	59	34	29	18	43	10	0	1	3	0	7	0	45-82	0-5	0	4.89	-

#20 CARLSON, Brett - 46 games (All games)

Date	Opponent	Pos	AB	R	H	RBI	2B	3B	HR	BB	SB	CS	HBP	SAC	SF	GDP	K	PO	A	E	Avg
Feb 19	at Georgia Tech	pr	0	0	0	0	0	0	0	0	0	0	0	0	0	0	0	0	0	0	.000
Feb 20	at Kennesaw State	*of	3	1	1	0	1	0	0	1	0	0	0	0	0	0	2	1	0	1	.333
Feb 21	at Georgia State	*of	3	0	0	0	0	0	0	0	0	0	0	0	0	0	2	0	0	0	.167
Feb 26	at California	ph/of	2	0	0	0	0	0	0	0	0	0	0	0	0	1	0	0	0	0	.125
Feb 27	at California	*of	2	0	1	0	0	0	0	1	0	0	0	0	0	0	1	2	0	0	.200
Feb 28	at California	of	2	0	0	0	0	0	0	0	0	0	0	0	0	0	0	1	1	0	.167
Mar 04	at East Tennessee Stat	*dh	3	0	1	0	0	0	0	1	0	0	0	0	0	0	0	0	0	0	.200
Mar 05	at East Tennessee Stat	*of	3	1	1	1	0	0	0	1	0	0	1	0	0	0	0	2	0	0	.222
Mar 05	at East Tennessee Stat	pr	0	0	0	0	0	0	0	0	0	1	0	0	0	0	0	0	0	0	.222
Mar 06	at East Tennessee Stat	*of	3	0	1	1	0	0	0	0	0	0	0	0	0	0	1	0	0	0	.238
Mar 11	vs Saint Louis	*dh	2	1	0	0	0	0	0	1	0	0	0	1	0	0	2	0	0	0	.217
Mar 12	at Kansas	*of	1	0	0	0	0	0	0	1	0	0	0	1	0	0	0	2	0	1	.208
Mar 19	vs Ohio	pr	0	0	0	0	0	0	0	0	0	0	0	0	0	0	0	0	0	0	.208
Mar 20	vs Ohio	3b	0	0	0	0	0	0	0	0	0	0	0	0	0	0	0	0	0	0	.208
Mar 22	at Ball State	pr	0	0	0	0	0	0	0	0	0	0	0	0	0	0	0	0	0	0	.208
Mar 23	LOUISVILLE	ph/of	4	0	1	0	0	0	0	0	0	0	0	0	0	0	2	2	0	0	.214
Mar 25	NEBRASKA	ph/3b	1	0	0	0	0	0	0	0	0	0	0	0	0	0	1	0	0	0	.207
Mar 26	NEBRASKA	*of	3	1	1	1	1	0	0	1	0	0	0	0	0	0	0	3	0	0	.219
Mar 27	NEBRASKA	3b	1	1	0	1	0	0	0	1	0	0	0	0	0	0	0	0	0	0	.212
Apr 01	at Penn State	*3b	3	0	0	0	0	0	0	0	0	0	0	0	0	0	1	0	1	0	.194
Apr 02	at Penn State-2	*3b	6	2	3	3	0	0	0	0	0	0	0	0	0	0	0	1	4	2	.238
Apr 05	at Indiana State	*3b	4	0	1	0	0	0	0	0	0	0	0	0	0	0	2	2	4	0	.239
Apr 08	at Indiana	*3b	4	0	0	0	0	0	0	0	0	0	0	0	0	1	1	1	0	0	.220
Apr 09	at Indiana	*3b	3	0	0	0	0	0	0	0	0	0	0	1	0	0	1	0	2	0	.208
Apr 12	EASTERN MICHIGAN	*3b	5	2	4	0	1	0	0	0	0	0	0	0	0	0	1	2	2	1	.259
Apr 15	MICHIGAN STATE	*3b	4	0	1	0	1	0	0	0	0	0	0	0	0	1	0	0	2	1	.258
Apr 16	MICHIGAN STATE	*3b	5	0	1	0	1	0	0	0	0	0	0	0	0	0	2	2	1	1	.254
Apr 17	MICHIGAN STATE	*3b	3	1	3	1	1	0	1	1	0	0	0	0	0	0	0	0	1	1	.286
Apr 19	BALL STATE	*3b	3	1	1	0	0	0	0	1	0	0	0	0	0	0	1	2	2	0	.288
Apr 20	INDIANA STATE	*3b	2	1	1	3	0	0	1	1	0	0	0	0	0	0	1	0	0	1	.293
Apr 22	at Maryland	*3b	3	2	1	2	0	0	0	1	0	0	0	0	0	0	0	0	0	0	.295
Apr 23	at Maryland	*3b	3	0	0	0	0	0	0	0	0	0	0	0	0	0	2	1	0	0	.284
Apr 24	at Maryland	*3b	4	1	3	1	3	0	0	0	0	0	0	0	0	0	0	0	2	1	.306
Apr 26	at Illinois State	*3b	3	0	1	0	0	0	0	0	0	0	0	0	0	0	1	0	3	0	.307
Apr 29	OHIO STATE-1	*3b	4	0	0	0	0	0	0	0	0	0	0	0	0	1	1	1	3	0	.293
Apr 29	OHIO STATE-2	*3b	2	1	1	0	0	0	0	2	1	0	0	0	0	0	0	1	2	1	.298
May 01	OHIO STATE	*3b	1	0	0	0	0	0	0	0	0	0	0	2	0	0	1	0	0	0	.295
May 06	at Northwestern	*3b	2	0	0	0	0	0	0	2	0	0	0	1	0	0	0	1	5	0	.289
May 07	at Northwestern	*3b	5	2	3	0	2	0	0	0	1	0	0	0	0	0	0	0	5	1	.304
May 08	at Northwestern	*3b	4	0	1	0	1	0	0	1	0	0	0	0	0	0	1	0	2	0	.302
May 10	IPFW	*3b	4	0	2	1	0	0	0	1	0	1	0	0	0	0	0	0	1	0	.309
May 11	at Valparaiso	*3b	5	0	1	0	0	0	0	0	0	0	0	0	0	0	1	1	2	0	.304
May 13	MINNESOTA	*3b	5	0	1	1	0	0	0	0	0	0	0	0	0	0	1	0	3	1	.300
May 14	MINNESOTA	*3b	5	0	1	1	0	0	0	0	0	0	0	0	0	0	3	0	0	1	.296
May 15	MINNESOTA	*3b	4	0	0	0	0	0	0	0	0	0	0	0	0	0	1	0	0	1	.287
May 17	vs IPFW	*of/3b	5	0	0	0	0	0	0	0	0	0	0	0	0	0	2	7	0	0	.276
Totals		36gs	134	18	37	17	12	0	2	18	2	2	1	6	0	4	35	35	48	15	.276

On base pct. .366 • Slugging pct. .410

2016 Purdue Baseball
Individual Game-by-Game for Purdue (as of May 17, 2016)

#9 DALESANDRO, Nick - 49 games (All games)

Date	Opponent	Pos	AB	R	H	RBI	2B	3B	HR	BB	SB	CS	HBP	SAC	SF	GDP	K	PO	A	E	Avg
Feb 19	at Georgia Tech	*of	3	0	0	0	0	0	0	0	0	0	0	0	0	0	3	0	0	0	.000
Feb 21	at Georgia State	of	1	0	1	2	1	0	0	0	0	0	0	0	0	0	0	0	0	0	.250
Feb 26	at California	*of	2	0	2	0	0	0	0	0	0	1	0	0	0	0	0	3	0	0	.500
Feb 27	at California	*p/dh	4	0	1	0	0	0	0	0	0	0	0	0	0	0	2	1	2	0	.400
Feb 28	at California	*of/of	4	0	1	0	0	0	0	0	0	0	0	0	0	0	1	0	0	0	.357
Mar 04	at East Tennessee Stat	*of	3	0	1	0	0	0	0	1	0	0	0	0	0	0	0	3	0	0	.353
Mar 05	at East Tennessee Stat	*p/dh	5	1	3	2	1	0	0	0	1	0	0	0	0	0	0	0	0	0	.409
Mar 05	at East Tennessee Stat	*of	5	0	1	0	0	0	0	0	0	0	0	0	0	0	2	4	0	0	.370
Mar 06	at East Tennessee Stat	*of/of	4	0	1	1	1	0	0	0	0	0	0	0	0	1	0	1	1	0	.355
Mar 11	vs Saint Louis	*of	4	0	1	1	0	0	0	0	0	0	0	0	0	0	1	0	0	0	.343
Mar 12	vs North Dakota	*of	3	0	2	0	0	0	0	1	0	0	0	0	0	0	0	3	0	0	.368
Mar 12	at Kansas	*p/dh	3	0	1	0	0	0	0	0	0	0	0	0	0	0	1	0	0	0	.366
Mar 18	vs Ohio	*of	4	0	0	1	0	0	0	0	0	0	0	0	1	0	1	2	0	0	.333
Mar 19	vs Ohio	*c/of	7	1	2	0	0	0	0	0	0	0	0	0	0	1	3	6	2	0	.327
Mar 20	vs Ohio	*of	4	0	1	0	0	0	0	0	0	0	0	0	0	0	2	3	0	0	.321
Mar 22	at Ball State	*of	4	0	1	0	0	0	0	1	0	0	0	0	0	1	0	0	0	0	.317
Mar 23	LOUISVILLE	*c	4	0	0	0	0	0	0	0	0	0	0	0	0	0	0	4	2	0	.297
Mar 25	NEBRASKA	*of	3	1	2	0	0	0	0	1	0	0	0	0	0	0	0	1	0	0	.313
Mar 26	NEBRASKA	*c	4	0	2	2	0	0	0	0	0	0	0	0	0	0	0	5	4	0	.324
Mar 27	NEBRASKA	*c	3	0	0	0	0	0	0	1	0	0	1	0	0	0	1	2	1	0	.311
Apr 01	at Penn State	*c	3	0	0	0	0	0	0	1	0	0	0	0	0	0	0	3	0	0	.299
Apr 02	at Penn State-1	*of	3	0	0	1	0	0	0	0	0	0	0	0	1	0	2	2	0	0	.287
Apr 02	at Penn State-2	*c	6	2	2	0	1	0	0	0	0	0	0	0	0	0	0	7	1	1	.291
Apr 05	at Indiana State	*of	2	0	1	1	1	0	0	1	0	0	0	0	1	0	0	1	1	0	.295
Apr 08	at Indiana	*c	5	0	1	1	0	0	0	0	0	0	0	0	0	0	1	5	0	1	.290
Apr 09	at Indiana	*c	3	0	1	0	0	0	0	0	0	0	1	0	0	0	0	5	2	0	.292
Apr 10	at Indiana	*c	5	1	1	0	1	0	0	0	0	0	0	0	0	0	3	9	1	0	.287
Apr 12	EASTERN MICHIGAN	*c	5	1	1	0	0	0	0	0	0	0	0	0	0	1	1	7	4	0	.283
Apr 15	MICHIGAN STATE	*c	4	0	2	0	0	0	0	0	0	0	0	0	0	0	1	3	0	0	.291
Apr 16	MICHIGAN STATE	*of	3	0	2	2	0	0	0	2	0	0	0	0	0	0	0	1	2	0	.301
Apr 17	MICHIGAN STATE	*of	3	0	0	0	0	0	0	0	0	0	0	1	0	0	1	0	1	0	.293
Apr 19	BALL STATE	*of	4	0	1	2	1	0	0	0	0	0	0	0	0	0	0	3	0	0	.292
Apr 20	INDIANA STATE	*c	1	1	0	0	0	0	0	2	0	0	0	0	0	0	0	6	1	0	.289
Apr 22	at Maryland	*of	5	0	2	1	0	0	0	0	0	0	0	0	0	0	2	2	0	0	.294
Apr 23	at Maryland	*of	3	0	0	0	0	0	0	0	0	0	0	0	0	0	1	2	1	0	.287
Apr 24	at Maryland	*of	3	0	0	0	0	0	0	0	0	0	0	0	0	0	3	2	0	0	.280
Apr 26	at Illinois State	*of/p	2	0	1	0	0	0	0	1	0	0	0	0	0	0	1	1	0	0	.284
Apr 29	OHIO STATE-1	*of	4	0	1	0	0	0	0	0	0	0	0	0	0	0	1	2	0	0	.283
Apr 29	OHIO STATE-2	*of	4	0	2	1	0	0	0	0	0	0	0	0	0	0	0	3	0	0	.289
May 01	OHIO STATE	*of/p	4	0	1	0	0	0	0	0	0	0	0	0	0	0	1	2	1	0	.288
May 06	at Northwestern	*of	4	0	2	1	0	1	0	0	0	0	0	0	0	0	1	0	0	0	.293
May 07	at Northwestern	*of	4	0	2	2	0	0	0	0	1	0	0	0	0	0	1	0	0	0	.299
May 08	at Northwestern	*of/c	3	0	1	0	0	0	0	1	0	0	0	0	0	0	1	2	0	0	.299
May 10	IPFW	*of	5	0	1	1	0	0	0	0	0	0	0	0	0	0	1	3	0	0	.296
May 11	at Valparaiso	*of	5	2	2	0	0	0	0	0	0	0	0	0	0	0	0	4	0	1	.299
May 13	MINNESOTA	*c	4	0	0	1	0	0	0	1	0	0	0	0	0	0	0	8	1	0	.292
May 14	MINNESOTA	*of/p	3	0	1	0	0	0	0	1	0	0	0	0	0	1	1	2	0	0	.293
May 15	MINNESOTA	*c	3	0	0	0	0	0	0	0	0	0	0	0	0	0	1	5	0	0	.288
May 17	vs IPFW	*c	5	0	1	2	0	0	0	0	0	0	0	0	0	1	0	7	1	0	.286
Totals		48gs	182	10	52	25	7	1	0	15	2	1	2	1	3	6	41	135	29	3	.286

On base pct. .342 • Slugging pct. .335

#9 DALESANDRO, Nick - 7 appearances (All games)

Date	Opponent	GS	IP	H	R	ER	BB	SO	2B	3B	HR	WP	BK	HBP	IBB	Score	W-L	Sv	ERA	NP
Feb 20	at Kennesaw State	*	5.0	4	4	4	0	5	0	1	1	1	0	1	0	2-5	0-1	0	7.20	85
Feb 27	at California	*	5.1	4	2	2	1	3	1	0	1	0	0	1	0	0-4	0-2	0	5.23	73
Mar 05	at East Tennessee Stat	*	1.1	6	4	4	1	0	2	0	0	0	0	0	0	19-6	0-2	0	7.71	29
Mar 12	at Kansas	*	2.1	4	3	3	3	0	1	0	0	0	1	0	0	1-8	0-3	0	8.36	51
Apr 26	at Illinois State		1.0	2	0	0	0	2	1	0	0	0	0	0	0	2-10	0-3	0	7.80	18
May 01	OHIO STATE		1.1	3	3	1	2	2	1	0	0	0	0	0	0	1-5	0-3	0	7.71	37
May 14	MINNESOTA		0.1	5	5	5	0	1	0	0	0	0	0	0	0	4-14	0-3	0	10.26	26
Totals		4	16.2	28	21	19	7	13	6	1	2	1	1	2	0	29-52	0-3	0	10.26	-

2016 Purdue Baseball
Individual Game-by-Game for Purdue (as of May 17, 2016)

#42 DOWNS, Gavin - 10 games (All games)

Date	Opponent	Pos	AB	R	H	RBI	2B	3B	HR	BB	SB	CS	HBP	SAC	SF	GDP	K	PO	A	E	Avg
Feb 21	at Georgia State	*p	0	0	0	0	0	0	0	0	0	0	0	0	0	0	0	0	2	0	.000
Mar 05	at East Tennessee Stat	*p	0	0	0	0	0	0	0	0	0	0	0	0	0	0	0	0	1	0	.000
Mar 18	vs Ohio	p	0	0	0	0	0	0	0	0	0	0	0	0	0	0	0	0	1	0	.000
Mar 27	NEBRASKA	p	0	0	0	0	0	0	0	0	0	0	0	0	0	0	0	0	2	0	.000
Apr 01	at Penn State	p	0	0	0	0	0	0	0	0	0	0	0	0	0	0	0	0	1	0	.000
Apr 15	MICHIGAN STATE	*p	0	0	0	0	0	0	0	0	0	0	0	0	0	0	0	0	4	0	.000
Apr 17	MICHIGAN STATE	pr	0	0	0	0	0	0	0	0	0	0	0	0	0	0	0	0	0	0	.000
Apr 22	at Maryland	*p	0	0	0	0	0	0	0	0	0	0	0	0	0	0	0	0	2	0	.000
Apr 29	OHIO STATE-1	*p	0	0	0	0	0	0	0	0	0	0	0	0	0	0	0	0	4	0	.000
May 13	MINNESOTA	*p	0	0	0	0	0	0	0	0	0	0	0	0	0	0	0	1	0	0	.000
Totals		6gs	0	0	0	0	0	0	0	0	0	0	0	0	0	0	0	1	17	0	.000

On base pct. .000 • Slugging pct. .000

#42 DOWNS, Gavin - 16 appearances (All games)

Date	Opponent	GS	IP	H	R	ER	BB	SO	2B	3B	HR	WP	BK	HBP	IBB	Score	W-L	Sv	ERA	NP
Feb 21	at Georgia State	*	5.0	5	3	2	0	1	1	0	1	0	0	0	0	5-3	0-0	0	3.60	62
Feb 28	at California	*	0.0	5	6	5	0	0	2	0	1	0	0	0	0	5-15	0-1	0	12.60	15
Mar 05	at East Tennessee Stat	*	1.2	2	3	3	2	2	0	0	0	1	0	2	0	8-9	0-1	0	13.50	36
Mar 12	at Kansas		1.1	1	2	0	3	1	0	0	0	0	0	0	0	1-8	0-1	0	11.25	38
Mar 18	vs Ohio		2.2	1	1	1	1	2	1	0	0	0	0	0	0	4-6	0-1	0	9.28	36
Mar 20	vs Ohio		2.0	3	2	2	1	3	0	0	0	1	0	1	0	2-9	0-1	0	9.24	35
Mar 23	LOUISVILLE		3.0	3	0	0	2	0	1	0	0	0	0	0	0	4-9	0-1	0	7.47	46
Mar 27	NEBRASKA		3.2	6	1	1	0	1	1	0	1	0	0	0	0	8-9	0-1	0	6.52	49
Apr 01	at Penn State		4.0	4	2	2	1	0	1	1	0	0	0	0	0	1-3	0-2	0	6.17	52
Apr 05	at Indiana State		4.0	4	0	0	1	1	1	0	0	0	0	0	0	1-4	0-2	0	5.27	48
Apr 10	at Indiana		1.2	3	4	4	0	0	1	1	0	0	0	1	0	6-7	0-2	0	6.21	36
Apr 15	MICHIGAN STATE	*	4.0	5	4	3	1	0	0	0	1	1	0	2	0	0-11	0-3	0	6.27	73
Apr 22	at Maryland	*	8.0	7	1	1	1	4	1	0	0	1	0	0	0	7-1	1-3	0	5.27	110
Apr 29	OHIO STATE-1	*	7.0	8	3	3	2	4	1	0	1	0	0	0	0	1-3	1-4	0	5.06	94
May 06	at Northwestern	*	1.2	6	6	6	2	0	1	0	1	0	0	0	0	3-7	1-5	0	5.98	44
May 13	MINNESOTA	*	4.1	6	2	2	1	1	0	0	1	0	0	0	0	3-4	1-5	0	5.83	83
Totals		8	54.0	69	40	35	18	20	12	2	7	4	0	6	0	59-108	1-5	0	5.83	-

#45 DRESSLER, Adam - 2 games (All games)

Date	Opponent	Pos	AB	R	H	RBI	2B	3B	HR	BB	SB	CS	HBP	SAC	SF	GDP	K	PO	A	E	Avg
Apr 20	INDIANA STATE	p	0	0	0	0	0	0	0	0	0	0	0	0	0	0	0	0	1	0	.000
May 17	vs IPFW	*p	0	0	0	0	0	0	0	0	0	0	0	0	0	0	0	0	2	0	.000
Totals		1gs	0	0	0	0	0	0	0	0	0	0	0	0	0	0	0	0	3	0	.000

On base pct. .000 • Slugging pct. .000

#45 DRESSLER, Adam - 7 appearances (All games)

Date	Opponent	GS	IP	H	R	ER	BB	SO	2B	3B	HR	WP	BK	HBP	IBB	Score	W-L	Sv	ERA	NP
Feb 28	at California		0.1	4	3	3	1	0	1	0	0	0	0	0	0	5-15	0-0	0	81.00	20
Mar 22	at Ball State		4.1	4	2	2	1	1	1	1	0	0	0	0	0	8-9	0-1	0	9.64	60
Apr 02	at Penn State-1		0.1	0	0	0	0	0	0	0	0	0	0	0	0	2-7	0-1	0	9.00	6
Apr 20	INDIANA STATE		1.1	3	3	3	0	0	1	0	0	2	0	1	0	4-22	0-2	0	11.37	26
May 11	at Valparaiso		2.1	1	2	2	3	1	0	0	0	0	0	0	0	10-13	0-2	0	10.38	43
May 15	MINNESOTA		0.1	0	0	0	0	1	0	0	0	0	0	0	0	0-3	0-2	0	10.00	4
May 17	vs IPFW	*	2.2	5	4	4	1	1	1	0	1	0	0	0	0	5-6	0-2	0	10.80	41
Totals		1	11.2	17	14	14	6	4	4	1	1	2	0	1	0	34-75	0-2	0	10.80	-

2016 Purdue Baseball
Individual Game-by-Game for Purdue (as of May 17, 2016)

#6 De LaRIVA, Eddie - 6 games (All games)

Date	Opponent	Pos	AB	R	H	RBI	2B	3B	HR	BB	SB	CS	HBP	SAC	SF	GDP	K	PO	A	E	Avg
Mar 27	NEBRASKA	*dh	0	0	0	0	0	0	0	0	0	0	0	0	0	0	0	0	0	0	.000
Apr 02	at Penn State-1	p	0	0	0	0	0	0	0	0	0	0	0	0	0	0	0	1	0	0	.000
Apr 08	at Indiana	p	0	0	0	0	0	0	0	0	0	0	0	0	0	0	0	0	2	0	.000
Apr 19	BALL STATE	p	0	0	0	0	0	0	0	0	0	0	0	0	0	0	0	1	0	0	.000
Apr 26	at Illinois State	p	0	0	0	0	0	0	0	0	0	0	0	0	0	0	0	0	1	0	.000
Apr 29	OHIO STATE-2	p	0	0	0	0	0	0	0	0	0	0	0	0	0	0	0	0	1	0	.000
Totals		1gs	0	0	0	0	0	0	0	0	0	0	0	0	0	0	0	2	4	0	.000

On base pct. .000 • Slugging pct. .000

#6 De LaRIVA, Eddie - 14 appearances (All games)

Date	Opponent	GS	IP	H	R	ER	BB	SO	2B	3B	HR	WP	BK	HBP	IBB	Score	W-L	Sv	ERA	NP
Feb 26	at California		0.0	2	1	1	0	0	0	0	1	0	0	0	0	0-10	0-0	0	999.00	6
Mar 20	vs Ohio		1.0	0	0	0	1	0	0	0	0	0	0	0	0	2-9	0-0	0	9.00	13
Mar 25	NEBRASKA		4.1	2	1	1	1	9	0	0	1	1	0	1	0	5-9	0-0	0	3.38	72
Apr 02	at Penn State-1		3.1	6	1	1	1	1	1	1	0	0	0	0	0	2-7	0-0	0	3.12	57
Apr 08	at Indiana		4.0	2	2	2	2	0	1	0	0	0	0	1	0	9-10	0-0	0	3.55	59
Apr 15	MICHIGAN STATE		3.0	7	2	2	0	1	2	1	0	0	0	0	0	0-11	0-0	0	4.02	64
Apr 19	BALL STATE		7.0	6	0	0	0	4	0	0	0	1	0	0	0	9-2	1-0	0	2.78	96
Apr 24	at Maryland		1.0	0	0	0	0	1	0	0	0	0	0	0	0	3-11	1-0	0	2.66	11
Apr 26	at Illinois State		3.0	4	2	2	0	1	2	0	0	0	0	0	0	2-10	1-0	0	3.04	54
Apr 29	OHIO STATE-2		1.0	1	0	0	1	0	1	0	0	0	0	0	0	2-3	1-0	0	2.93	21
May 01	OHIO STATE		1.0	1	0	0	0	0	0	0	0	0	0	0	0	1-5	1-0	0	2.83	13
May 10	IPFW	*	0.1	2	3	3	1	0	1	0	1	0	0	1	0	3-4	1-1	0	3.72	22
May 11	at Valparaiso		2.2	3	2	2	0	2	0	0	1	0	0	1	0	10-13	1-1	0	3.98	42
May 14	MINNESOTA		1.1	4	3	3	0	0	1	0	1	0	0	1	0	4-14	1-1	0	4.64	34
Totals		1	33.0	40	17	17	7	19	9	2	5	2	0	5	0	52-118	1-1	0	4.64	-

#46 FRAWLEY, Matt - 8 games (All games)

Date	Opponent	Pos	AB	R	H	RBI	2B	3B	HR	BB	SB	CS	HBP	SAC	SF	GDP	K	PO	A	E	Avg
Feb 19	at Georgia Tech	p	0	0	0	0	0	0	0	0	0	0	0	0	0	0	0	0	1	0	.000
Mar 05	at East Tennessee Stat	p	0	0	0	0	0	0	0	0	0	0	0	0	0	0	0	1	1	0	.000
Mar 12	vs North Dakota	p	0	0	0	0	0	0	0	0	0	0	0	0	0	0	0	0	1	0	.000
Apr 16	MICHIGAN STATE	*p	0	0	0	0	0	0	0	0	0	0	0	0	0	0	0	0	1	2	.000
Apr 23	at Maryland	*p	0	0	0	0	0	0	0	0	0	0	0	0	0	0	0	0	2	0	.000
Apr 24	at Maryland	*dh	0	0	0	0	0	0	0	0	0	0	0	0	0	0	0	0	0	0	.000
Apr 29	OHIO STATE-2	*p	0	0	0	0	0	0	0	0	0	0	0	0	0	0	0	1	0	0	.000
May 07	at Northwestern	*p	0	0	0	0	0	0	0	0	0	0	0	0	0	0	0	0	1	0	.000
Totals		5gs	0	0	0	0	0	0	0	0	0	0	0	0	0	0	0	2	7	2	.000

On base pct. .000 • Slugging pct. .000

#46 FRAWLEY, Matt - 13 appearances (All games)

Date	Opponent	GS	IP	H	R	ER	BB	SO	2B	3B	HR	WP	BK	HBP	IBB	Score	W-L	Sv	ERA	NP
Feb 19	at Georgia Tech		1.0	0	2	0	2	1	0	0	0	0	0	0	0	2-5	0-0	0	0.00	22
Feb 27	at California		2.2	5	2	2	0	3	3	0	1	0	1	1	0	0-4	0-0	0	4.91	55
Mar 05	at East Tennessee Stat		7.2	5	2	1	0	6	1	0	0	0	1	0	0	19-6	1-0	0	2.38	106
Mar 12	vs North Dakota		4.0	3	0	0	0	2	0	0	0	0	0	1	0	5-0	1-0	1	1.76	45
Mar 19	vs Ohio		7.0	4	1	1	1	3	1	0	0	0	0	0	0	5-4	1-0	1	1.61	98
Mar 26	NEBRASKA	*	6.0	6	4	1	2	4	0	0	0	0	0	1	0	6-11	1-1	1	1.59	103
Apr 02	at Penn State-1	*	4.1	6	6	6	6	4	1	0	0	0	0	1	0	2-7	1-2	1	3.03	95
Apr 10	at Indiana	*	5.0	4	1	1	2	7	1	0	0	2	0	2	0	6-7	1-2	1	2.87	106
Apr 16	MICHIGAN STATE	*	6.1	8	4	2	1	6	3	0	0	0	0	0	0	3-5	1-3	1	2.86	95
Apr 23	at Maryland	*	7.0	10	4	4	4	3	1	0	1	0	0	0	0	0-6	1-4	1	3.18	100
Apr 29	OHIO STATE-2	*	5.0	6	3	1	2	3	0	0	0	0	0	1	0	2-3	1-5	1	3.05	92
May 07	at Northwestern	*	5.0	4	4	4	3	4	0	0	0	1	0	0	0	4-7	1-5	1	3.39	85
May 14	MINNESOTA	*	5.0	2	2	0	3	4	1	0	0	2	0	0	0	4-14	1-5	1	3.14	99
Totals		8	66.0	63	35	23	26	50	12	0	2	5	2	7	0	58-79	1-5	1	3.14	-

2016 Purdue Baseball
Individual Game-by-Game for Purdue (as of May 17, 2016)

#39 GHISELLI, Brian - 3 games (All games)

Date	Opponent	Pos	AB	R	H	RBI	2B	3B	HR	BB	SB	CS	HBP	SAC	SF	GDP	K	PO	A	E	Avg
Mar 23	LOUISVILLE	p	0	0	0	0	0	0	0	0	0	0	0	0	0	0	0	0	1	0	.000
Apr 12	EASTERN MICHIGAN	p	0	0	0	0	0	0	0	0	0	0	0	0	0	0	0	1	2	0	.000
May 06	at Northwestern	p	0	0	0	0	0	0	0	0	0	0	0	0	0	0	0	0	1	0	.000
Totals		Ogs	0	0	0	0	0	0	0	0	0	0	0	0	0	0	0	1	4	0	.000

On base pct. .000 • Slugging pct. .000

#39 GHISELLI, Brian - 18 appearances (All games)

Date	Opponent	GS	IP	H	R	ER	BB	SO	2B	3B	HR	WP	BK	HBP	IBB	Score	W-L	Sv	ERA	NP
Feb 28	at California		1.1	2	0	0	0	1	0	0	0	0	0	0	0	5-15	0-0	0	0.00	21
Mar 06	at East Tennessee Stat		0.2	2	0	0	0	0	0	0	0	0	0	0	0	2-8	0-0	0	0.00	9
Mar 12	at Kansas		1.0	1	0	0	0	0	0	0	0	0	0	0	0	1-8	0-0	0	0.00	16
Mar 20	vs Ohio		4.0	4	1	1	1	1	1	0	0	0	0	0	0	2-9	0-0	0	1.29	55
Mar 23	LOUISVILLE		4.0	5	1	1	1	3	1	1	0	0	0	0	0	4-9	0-0	0	1.64	67
Mar 27	NEBRASKA		1.2	3	2	2	0	1	0	0	0	0	0	0	0	8-9	0-0	0	2.84	22
Apr 01	at Penn State		0.2	1	0	0	1	1	0	0	0	0	0	0	0	1-3	0-0	0	2.70	23
Apr 05	at Indiana State	*	4.0	6	4	4	2	3	1	0	1	0	0	0	0	1-4	0-1	0	4.15	64
Apr 12	EASTERN MICHIGAN		5.0	5	2	1	1	2	1	0	0	1	0	1	0	5-6	0-1	0	3.63	72
Apr 19	BALL STATE		1.0	0	0	0	0	2	0	0	0	0	0	0	0	9-2	0-1	0	3.47	12
Apr 20	INDIANA STATE		1.0	1	0	0	0	0	0	0	0	0	0	0	0	4-22	0-1	0	3.33	11
Apr 23	at Maryland		1.0	1	2	2	2	0	0	0	1	0	0	0	0	0-6	0-1	0	3.91	21
Apr 26	at Illinois State		2.0	4	2	2	1	1	0	0	0	0	0	0	0	2-10	0-1	0	4.28	44
May 01	OHIO STATE		1.1	2	1	1	0	3	1	0	0	0	0	0	0	1-5	0-1	0	4.40	32
May 06	at Northwestern		5.0	2	1	1	1	4	1	0	0	0	0	2	0	3-7	0-1	0	4.01	79
May 10	IPFW		4.2	2	1	1	1	0	1	0	0	0	0	0	0	3-4	0-1	0	3.76	69
May 14	MINNESOTA		1.1	3	3	3	1	2	0	0	0	0	0	0	0	4-14	0-2	0	4.31	30
May 17	vs IPFW		1.2	1	0	0	1	4	0	0	0	0	0	0	0	5-6	0-2	0	4.14	36
Totals		1	41.1	45	20	19	13	28	7	1	2	1	0	3	0	60-147	0-2	0	4.14	-

#10 GRANT, Hayden - 13 games (All games)

Date	Opponent	Pos	AB	R	H	RBI	2B	3B	HR	BB	SB	CS	HBP	SAC	SF	GDP	K	PO	A	E	Avg
Feb 19	at Georgia Tech	3b	0	0	0	0	0	0	0	0	0	0	0	0	0	0	0	0	0	2	.000
Feb 26	at California	ph	1	0	0	0	0	0	0	0	0	0	0	0	0	0	1	0	0	0	.000
Feb 28	at California	ss	2	1	0	0	0	0	0	0	0	0	0	0	0	0	1	0	1	0	.000
Mar 12	at Kansas	ss	1	0	0	0	0	0	0	0	0	0	0	0	0	0	0	0	0	0	.000
Mar 23	LOUISVILLE	3b	0	0	0	0	0	0	0	0	0	0	0	0	0	0	0	0	0	0	.000
Mar 26	NEBRASKA	ph	0	1	0	0	0	0	0	1	0	0	0	0	0	0	0	0	0	0	.000
Mar 27	NEBRASKA	pr	0	1	0	0	0	0	0	0	0	0	0	0	0	0	0	0	0	0	.000
Apr 15	MICHIGAN STATE	ph	1	0	0	0	0	0	0	0	0	0	0	0	0	0	1	0	0	0	.000
Apr 20	INDIANA STATE	ph/3b	1	0	0	0	0	0	0	0	0	0	0	0	0	0	0	0	0	0	.000
Apr 26	at Illinois State	of	1	0	0	0	0	0	0	0	0	0	0	0	0	0	0	0	0	0	.000
Apr 29	OHIO STATE-2	pr	0	0	0	0	0	0	0	0	0	0	0	0	0	0	0	0	0	0	.000
May 10	IPFW	ss	0	0	0	0	0	0	0	0	0	0	0	0	0	0	0	0	1	0	.000
May 11	at Valparaiso	ph/2b	2	0	0	0	0	0	0	0	0	0	0	0	0	0	0	1	0	0	.000
Totals		Ogs	9	3	0	0	0	0	0	1	0	0	0	0	0	0	3	1	2	2	.000

On base pct. .100 • Slugging pct. .000

2016 Purdue Baseball
Individual Game-by-Game for Purdue (as of May 17, 2016)

#19 GUBSER, Justin - 22 games (All games)

Date	Opponent	Pos	AB	R	H	RBI	2B	3B	HR	BB	SB	CS	HBP	SAC	SF	GDP	K	PO	A	E	Avg
Feb 21	at Georgia State	ph	1	0	0	0	0	0	0	0	0	0	0	0	0	0	1	0	0	0	.000
Feb 26	at California	c	1	0	1	0	0	0	0	0	0	0	0	0	0	0	0	1	0	0	.500
Feb 27	at California	ph	1	0	0	0	0	0	0	0	0	0	0	0	0	0	1	0	0	0	.333
Feb 28	at California	*dh	4	1	1	0	1	0	0	0	0	0	0	0	0	0	0	0	0	0	.286
Mar 05	at East Tennessee Stat	ph	1	0	0	0	0	0	0	0	0	0	0	0	0	0	0	0	0	0	.250
Mar 06	at East Tennessee Stat	ph	1	0	0	0	0	0	0	0	0	0	0	0	0	0	1	0	0	0	.222
Mar 12	at Kansas	ph	1	0	0	0	0	0	0	0	0	0	0	0	0	0	1	0	0	0	.200
Mar 23	LOUISVILLE	ph	1	0	0	0	0	0	0	0	0	0	0	0	0	0	1	0	0	0	.182
Mar 26	NEBRASKA	*dh	3	0	1	0	0	0	0	0	0	0	0	0	0	0	0	0	0	0	.214
Mar 27	NEBRASKA	ph	1	0	1	0	0	0	0	0	0	0	0	0	0	0	0	0	0	0	.267
Apr 01	at Penn State	*dh	3	0	1	0	0	0	0	0	0	0	0	0	0	0	2	0	0	0	.278
Apr 02	at Penn State-1	*dh	3	0	0	0	0	0	0	0	0	0	1	0	0	0	2	0	0	0	.238
Apr 05	at Indiana State	ph	1	0	0	0	0	0	0	0	0	0	0	0	0	0	1	0	0	0	.227
Apr 10	at Indiana	*dh	4	1	1	0	0	0	0	0	0	0	0	0	0	0	3	0	0	0	.231
Apr 17	MICHIGAN STATE	*dh	4	0	1	1	0	0	0	0	0	0	0	0	0	0	1	0	0	0	.233
Apr 19	BALL STATE	*dh	3	1	1	3	0	0	0	1	0	0	0	0	0	0	1	0	0	0	.242
Apr 20	INDIANA STATE	*dh	3	0	0	0	0	0	0	0	0	0	0	0	0	0	3	0	0	0	.222
Apr 24	at Maryland	ph	0	0	0	0	0	0	0	1	0	0	0	0	0	0	0	0	0	0	.222
Apr 29	OHIO STATE-1	ph	1	0	0	0	0	0	0	0	0	0	0	0	0	0	1	0	0	0	.216
May 01	OHIO STATE	ph	1	0	0	0	0	0	0	0	0	0	0	0	0	0	1	0	0	0	.211
May 14	MINNESOTA	*dh	3	0	0	0	0	0	0	0	0	0	0	0	0	0	3	0	0	0	.195
May 17	vs IPFW	ph	1	0	0	0	0	0	0	0	0	0	0	0	0	0	1	0	0	0	.190
Totals		9gs	42	3	8	4	1	0	0	2	0	0	1	0	0	0	24	1	0	0	.190

On base pct. .244 • Slugging pct. .214

#38 JEWELL, James - 28 games (All games)

Date	Opponent	Pos	AB	R	H	RBI	2B	3B	HR	BB	SB	CS	HBP	SAC	SF	GDP	K	PO	A	E	Avg
Feb 28	at California	c	1	0	0	0	0	0	0	1	0	0	0	0	0	1	0	3	0	0	.000
Mar 05	at East Tennessee Stat	ph/c	0	1	0	0	0	0	0	1	0	0	0	0	0	0	0	1	0	0	.000
Mar 06	at East Tennessee Stat	*c	3	0	2	0	0	0	0	0	1	0	0	0	0	0	0	3	2	0	.500
Mar 12	vs North Dakota	ph/dh	1	0	0	1	0	0	0	0	0	0	0	1	0	0	0	0	0	0	.400
Mar 12	at Kansas	c	1	0	0	0	0	0	0	0	0	0	0	0	0	0	0	0	0	0	.333
Mar 20	vs Ohio	c	0	0	0	0	0	0	0	0	0	0	0	0	0	0	0	0	0	0	.333
Mar 22	at Ball State	*c	4	0	0	0	0	0	0	0	0	0	0	0	0	0	1	6	1	0	.200
Mar 26	NEBRASKA	ph	1	0	1	1	0	0	0	0	0	0	0	0	0	0	0	0	0	0	.273
Mar 27	NEBRASKA	ph	0	0	0	0	0	0	0	0	0	0	0	1	0	0	0	0	0	0	.273
Apr 02	at Penn State-2	ph	1	0	1	0	1	0	0	0	0	0	0	0	0	0	0	0	0	0	.333
Apr 05	at Indiana State	*c	4	0	0	0	0	0	0	0	0	0	0	0	0	1	2	5	0	0	.250
Apr 09	at Indiana	*dh	3	0	0	0	0	0	0	0	0	0	0	0	0	0	2	0	0	0	.211
Apr 16	MICHIGAN STATE	*c	3	0	0	0	0	0	0	0	0	0	0	1	0	0	1	10	1	0	.182
Apr 17	MICHIGAN STATE	*c	3	1	1	1	0	0	1	0	0	0	0	1	0	1	1	10	1	0	.200
Apr 19	BALL STATE	*c	4	1	1	0	0	0	0	0	0	0	0	0	0	1	0	7	1	0	.207
Apr 20	INDIANA STATE	c	0	0	0	0	0	0	0	0	0	0	0	0	0	0	0	0	0	0	.207
Apr 22	at Maryland	*c	4	2	3	2	1	0	1	0	0	0	0	0	0	0	0	6	1	0	.273
Apr 23	at Maryland	*c	3	0	1	0	0	0	0	0	0	0	0	0	0	0	0	2	5	0	.278
Apr 24	at Maryland	*c	4	1	1	0	1	0	0	0	0	0	0	0	0	0	0	7	2	0	.275
Apr 26	at Illinois State	*c	4	1	2	0	0	0	0	0	0	0	0	0	0	0	2	6	0	0	.295
Apr 29	OHIO STATE-1	*c	4	0	0	0	0	0	0	0	1	0	0	0	0	0	0	6	1	0	.271
Apr 29	OHIO STATE-2	*c	4	0	0	0	0	0	0	0	0	0	0	0	0	0	0	6	0	0	.250
May 01	OHIO STATE	*c	3	0	1	0	1	0	0	0	0	0	1	0	0	0	0	15	2	0	.255
May 06	at Northwestern	*c	4	0	1	0	0	0	0	0	0	0	0	0	0	0	0	6	2	0	.254
May 07	at Northwestern	*c	1	0	0	0	0	0	0	2	0	1	0	1	0	0	1	6	0	0	.250
May 08	at Northwestern	*c	3	0	0	0	0	0	0	0	0	0	0	0	0	0	0	3	0	0	.238
May 10	IPFW	*c	1	0	0	0	0	0	0	0	0	0	0	0	0	0	1	0	0	0	.234
May 14	MINNESOTA	*c	3	0	0	0	0	0	0	0	0	0	0	1	0	0	1	7	1	0	.224
Totals		19gs	67	7	15	5	4	0	2	4	2	1	1	6	0	4	12	115	20	0	.224

On base pct. .278 • Slugging pct. .373

2016 Purdue Baseball
Individual Game-by-Game for Purdue (as of May 17, 2016)

#22 JOHNSON, Kyle - 49 games (All games)

Date	Opponent	Pos	AB	R	H	RBI	2B	3B	HR	BB	SB	CS	HBP	SAC	SF	GDP	K	PO	A	E	Avg
Feb 19	at Georgia Tech	*of	4	0	1	0	0	0	0	0	0	0	0	0	0	0	2	2	0	0	.250
Feb 20	at Kennesaw State	*of	3	1	1	0	0	0	0	1	0	0	0	0	0	0	1	2	0	0	.286
Feb 21	at Georgia State	*of	4	0	2	1	1	0	0	1	0	0	0	0	0	0	1	4	0	0	.364
Feb 26	at California	*of	3	0	2	0	1	0	0	1	0	0	0	0	0	0	1	4	0	0	.429
Feb 27	at California	*of	4	0	0	0	0	0	0	0	0	0	0	0	0	0	2	6	0	0	.333
Feb 28	at California	*of	4	0	2	2	1	0	0	0	0	0	0	0	0	0	0	3	0	0	.364
Mar 04	at East Tennessee Stat	*of	4	1	1	1	0	0	1	0	0	0	0	0	0	0	2	1	0	0	.346
Mar 05	at East Tennessee Stat	*of	6	4	4	6	0	0	2	0	0	0	0	0	0	0	2	4	0	0	.406
Mar 05	at East Tennessee Stat	*of	5	1	2	1	1	0	0	0	0	0	0	0	0	0	0	4	0	0	.405
Mar 06	at East Tennessee Stat	*of	4	0	1	0	0	0	0	0	0	0	0	0	0	0	1	4	0	0	.390
Mar 11	vs Saint Louis	*of	4	0	0	0	0	0	0	0	0	0	0	0	0	0	3	3	0	0	.356
Mar 12	vs North Dakota	*of	3	2	1	2	0	0	1	1	0	0	0	0	0	0	0	3	0	0	.354
Mar 12	at Kansas	*of	4	0	1	0	0	0	0	0	0	0	0	0	0	0	0	4	0	0	.346
Mar 18	vs Ohio	*of	4	2	2	1	1	0	0	0	0	0	1	0	0	0	1	3	0	0	.357
Mar 19	vs Ohio	*of	7	0	3	1	0	0	0	0	0	1	0	0	0	0	1	0	0	0	.365
Mar 20	vs Ohio	*of	4	0	1	0	0	0	0	0	0	0	0	0	0	0	1	6	1	0	.358
Mar 22	at Ball State	*of	5	1	2	5	0	0	1	0	0	0	0	0	0	0	2	1	1	0	.361
Mar 23	LOUISVILLE	*of	3	0	0	0	0	0	0	1	0	1	0	0	0	0	1	6	0	0	.347
Mar 25	NEBRASKA	*of	4	1	2	0	0	0	0	0	0	0	1	0	0	0	1	3	0	1	.354
Mar 26	NEBRASKA	*of	5	2	2	0	0	0	0	0	0	0	0	0	0	0	1	3	0	0	.357
Mar 27	NEBRASKA	*of	4	1	1	0	0	0	0	0	0	0	1	0	0	0	2	3	0	0	.352
Apr 01	at Penn State	*of	4	0	1	0	0	0	0	0	0	0	0	0	0	0	0	1	0	0	.348
Apr 02	at Penn State-1	*of	4	1	2	0	2	0	0	0	0	0	0	0	0	0	1	1	0	0	.354
Apr 02	at Penn State-2	*of	6	0	0	0	0	0	0	0	0	0	0	0	0	1	1	3	0	0	.333
Apr 05	at Indiana State	*of	3	1	0	0	0	0	0	1	0	0	0	0	0	0	2	3	0	0	.324
Apr 08	at Indiana	*of	4	2	3	3	0	1	0	1	0	1	0	0	0	0	0	1	0	0	.339
Apr 09	at Indiana	*of	4	0	1	2	1	0	0	0	0	0	0	0	0	0	2	4	0	0	.336
Apr 10	at Indiana	*of	4	0	0	0	0	0	0	1	0	0	0	0	0	0	0	2	0	0	.325
Apr 12	EASTERN MICHIGAN	*of	4	0	0	0	0	0	0	1	0	0	0	0	0	0	3	5	0	0	.314
Apr 15	MICHIGAN STATE	*of	3	0	1	0	0	0	0	0	0	0	0	1	0	0	0	3	0	0	.315
Apr 16	MICHIGAN STATE	*of	2	1	1	0	0	0	0	3	1	0	0	0	0	0	0	2	0	0	.317
Apr 17	MICHIGAN STATE	*of	5	1	3	0	1	0	0	0	0	0	0	0	0	0	0	3	0	0	.328
Apr 19	BALL STATE	*of	2	2	0	0	0	0	0	3	0	0	0	0	0	0	2	5	0	0	.323
Apr 20	INDIANA STATE	*of	4	1	2	1	1	0	0	0	0	0	0	0	0	0	2	3	0	0	.328
Apr 22	at Maryland	*of	4	1	1	1	0	0	1	0	0	0	0	1	0	0	0	1	0	0	.326
Apr 23	at Maryland	*of	4	0	1	0	0	0	0	0	0	0	0	0	0	0	2	2	0	0	.324
Apr 24	at Maryland	*of	4	0	1	0	0	0	0	0	1	0	0	0	0	0	2	0	0	1	.322
Apr 26	at Illinois State	*of	4	0	1	0	0	0	0	0	0	0	0	0	0	0	1	4	0	0	.320
Apr 29	OHIO STATE-1	*of	4	0	1	1	0	0	0	0	0	0	0	0	0	0	2	2	0	0	.318
Apr 29	OHIO STATE-2	*of	4	0	0	0	0	0	0	0	0	0	0	0	0	0	1	3	0	0	.311
May 01	OHIO STATE	*of	4	1	1	0	0	0	0	0	0	0	0	0	0	0	0	3	0	0	.309
May 06	at Northwestern	*of	5	0	1	0	0	0	0	0	0	0	0	0	0	0	2	1	1	0	.306
May 07	at Northwestern	*of	5	2	2	0	1	0	0	0	0	0	0	0	0	0	2	3	0	0	.309
May 08	at Northwestern	*of	4	0	1	0	0	0	0	1	0	0	0	0	0	0	2	4	0	0	.307
May 10	IPFW	*of	4	0	1	0	0	0	0	0	1	0	1	0	0	0	2	0	0	0	.306
May 13	MINNESOTA	*of	5	1	1	0	0	0	0	0	0	0	0	0	0	0	3	4	0	0	.303
May 14	MINNESOTA	*of	4	1	4	1	0	1	0	1	0	0	0	0	0	0	0	3	0	1	.318
May 15	MINNESOTA	*of	4	0	0	0	0	0	0	0	0	0	0	0	0	0	0	3	0	0	.311
May 17	vs IPFW	*of	3	2	2	0	0	0	0	2	2	0	0	0	0	0	0	1	0	0	.317
Totals		49gs	199	33	63	29	11	2	6	19	5	3	4	2	0	1	57	138	4	3	.317

On base pct. .387 • Slugging pct. .482

2016 Purdue Baseball
Individual Game-by-Game for Purdue (as of May 17, 2016)

#44 KALINA, Stephen - 17 games (All games)

Date	Opponent	Pos	AB	R	H	RBI	2B	3B	HR	BB	SB	CS	HBP	SAC	SF	GDP	K	PO	A	E	Avg
Mar 05	at East Tennessee Stat	ph/of	1	0	1	1	0	0	0	0	0	0	0	0	0	0	0	0	0	0	1.000
Mar 12	vs North Dakota	*dh	3	0	0	0	0	0	0	0	0	0	0	0	0	0	1	0	0	0	.250
Mar 18	vs Ohio	*dh	5	0	0	0	0	0	0	0	0	0	0	0	0	0	2	0	0	0	.111
Mar 26	NEBRASKA	pr	0	1	0	0	0	0	0	0	0	0	0	0	0	0	0	0	0	0	.111
Mar 27	NEBRASKA	ph	1	0	0	0	0	0	0	0	0	0	0	0	0	0	0	0	0	0	.100
Apr 01	at Penn State	ph	1	0	0	0	0	0	0	0	0	0	0	0	0	1	0	0	0	0	.091
Apr 02	at Penn State-2	pr/dh	2	0	0	0	0	0	0	0	0	0	0	0	0	0	0	0	0	0	.077
Apr 19	BALL STATE	ph	1	0	0	0	0	0	0	0	0	0	0	0	0	0	1	0	0	0	.071
Apr 20	INDIANA STATE	2b	0	0	0	0	0	0	0	0	0	0	0	0	0	0	0	1	1	1	.071
Apr 24	at Maryland	ph/dh	2	0	0	0	0	0	0	0	0	0	0	0	0	0	0	0	0	0	.062
Apr 26	at Illinois State	ph	1	0	0	0	0	0	0	0	0	0	0	0	0	0	0	0	0	0	.059
Apr 29	OHIO STATE-1	pr	0	0	0	0	0	0	0	0	0	0	0	0	0	0	0	0	0	0	.059
May 01	OHIO STATE	ph	1	0	0	0	0	0	0	0	0	0	0	0	0	0	1	0	0	0	.056
May 08	at Northwestern	*2b	2	0	1	0	0	0	0	0	1	0	0	0	0	0	0	1	0	0	.100
May 10	IPFW	*2b	2	1	1	0	0	0	0	1	1	0	0	0	0	0	0	4	7	0	.136
May 11	at Valparaiso	*2b	2	1	0	0	0	0	0	1	0	0	0	0	0	1	0	1	0	0	.125
May 17	vs IPFW	pr	0	0	0	0	0	0	0	0	0	0	0	0	0	0	0	0	0	0	.125
Totals		5gs	24	3	3	1	0	0	0	2	2	0	0	0	0	2	5	7	8	1	.125

On base pct. .192 • Slugging pct. .125

#15 KENNEDY, Evan - 8 games (All games)

Date	Opponent	Pos	AB	R	H	RBI	2B	3B	HR	BB	SB	CS	HBP	SAC	SF	GDP	K	PO	A	E	Avg
Feb 21	at Georgia State	ph	1	0	0	0	0	0	0	0	0	0	0	0	0	0	1	0	0	0	.000
Mar 12	at Kansas	ph	1	0	0	0	0	0	0	0	0	0	0	0	0	0	0	0	0	0	.000
Mar 20	vs Ohio	ph	1	0	0	0	0	0	0	0	0	0	0	0	0	0	0	0	0	0	.000
Apr 02	at Penn State-1	ph	1	0	0	0	0	0	0	0	0	0	0	0	0	0	0	0	0	0	.000
Apr 02	at Penn State-2	*dh	3	0	0	0	0	0	0	0	0	0	0	0	0	0	0	0	0	0	.000
Apr 17	MICHIGAN STATE	ph	1	0	0	0	0	0	0	0	0	0	0	0	0	0	1	0	0	0	.000
Apr 20	INDIANA STATE	ph	1	0	0	0	0	0	0	0	0	0	0	0	0	0	0	0	0	0	.000
May 17	vs IPFW	ph	0	0	0	0	0	0	0	1	0	0	0	0	0	0	0	0	0	0	.000
Totals		1gs	9	0	0	0	0	0	0	1	0	0	0	0	0	0	2	0	0	0	.000

On base pct. .100 • Slugging pct. .000

#37 KENNEY, Patrick - 1 appearance (All games)

Date	Opponent	GS	IP	H	R	ER	BB	SO	2B	3B	HR	WP	BK	HBP	IBB	Score	W-L	Sv	ERA	NP
Apr 20	INDIANA STATE		0.1	2	3	3	1	0	0	0	2	0	0	0	0	4-22	0-0	0	81.00	17
Totals		0	0.1	2	3	3	1	0	0	0	2	0	0	0	0	4-22	0-0	0	81.00	-

#21 KORNACKER, Mike - 11 games (All games)

Date	Opponent	Pos	AB	R	H	RBI	2B	3B	HR	BB	SB	CS	HBP	SAC	SF	GDP	K	PO	A	E	Avg
Feb 19	at Georgia Tech	*dh	4	0	0	0	0	0	0	0	0	0	0	0	0	1	2	0	0	0	.000
Feb 20	at Kennesaw State	*dh	3	0	0	0	0	0	0	1	0	0	0	0	0	0	1	0	0	0	.000
Feb 21	at Georgia State	pr/3b	1	2	1	0	0	0	0	0	0	0	0	0	0	0	0	1	0	1	.125
Feb 26	at California	ph/3b	1	0	0	0	0	0	0	0	0	0	0	0	0	0	1	0	1	0	.111
Feb 28	at California	ph/3b	2	0	0	1	0	0	0	0	0	0	0	0	0	0	0	0	0	0	.091
Mar 05	at East Tennessee Stat	3b	1	0	0	0	0	0	0	0	0	0	0	0	0	0	0	0	2	0	.083
Mar 06	at East Tennessee Stat	pr	0	0	0	0	0	0	0	0	0	0	0	0	0	0	0	0	0	0	.083
Mar 18	vs Ohio	3b	1	0	0	0	0	0	0	0	0	0	0	0	0	0	0	0	0	0	.077
Mar 19	vs Ohio	3b	5	0	1	0	0	0	0	0	0	0	0	0	0	0	2	1	3	0	.111
Mar 20	vs Ohio	*3b	2	0	0	0	0	0	0	0	0	0	0	0	0	0	1	2	2	0	.100
Mar 23	LOUISVILLE	3b	0	0	0	0	0	0	0	0	0	0	0	0	0	0	0	0	0	0	.100
Totals		3gs	20	2	2	1	0	0	0	1	0	0	0	0	0	1	7	3	9	0	.100

On base pct. .143 • Slugging pct. .100

2016 Purdue Baseball
Individual Game-by-Game for Purdue (as of May 17, 2016)

#23 LUTZ, Mike - 5 games (All games)

Date	Opponent	Pos	AB	R	H	RBI	2B	3B	HR	BB	SB	CS	HBP	SAC	SF	GDP	K	PO	A	E	Avg
Mar 06	at East Tennessee Stat	*p	0	0	0	0	0	0	0	0	0	0	0	0	0	0	0	2	1	0	.000
Mar 12	vs North Dakota	*p	0	0	0	0	0	0	0	0	0	0	0	0	0	0	0	1	1	0	.000
Mar 25	NEBRASKA	*p	0	0	0	0	0	0	0	0	0	0	0	0	0	0	0	0	1	0	.000
Apr 01	at Penn State	*p	0	0	0	0	0	0	0	0	0	0	0	0	0	0	0	0	1	0	.000
May 11	at Valparaiso	*p	0	0	0	0	0	0	0	0	0	0	0	0	0	0	0	1	1	0	.000
Totals		5gs	0	0	0	0	0	0	0	0	0	0	0	0	0	0	0	4	5	0	.000

On base pct. .000 • Slugging pct. .000

#23 LUTZ, Mike - 13 appearances (All games)

Date	Opponent	GS	IP	H	R	ER	BB	SO	2B	3B	HR	WP	BK	HBP	IBB	Score	W-L	Sv	ERA	NP
Feb 20	at Kennesaw State		1.0	0	0	0	0	0	0	0	0	0	0	0	0	2-5	0-0	0	0.00	6
Feb 26	at California		0.1	2	3	2	0	0	0	0	1	1	0	0	0	0-10	0-0	0	13.50	18
Feb 28	at California		0.2	0	0	0	0	1	0	0	0	0	0	0	0	5-15	0-0	0	9.00	8
Mar 06	at East Tennessee Stat	*	5.2	3	2	2	2	3	2	0	1	0	0	0	0	2-8	0-0	0	4.70	75
Mar 12	vs North Dakota	*	5.0	5	0	0	1	2	0	0	0	0	0	1	0	5-0	1-0	0	2.84	76
Mar 19	vs Ohio	*	4.0	4	3	1	3	0	0	0	0	1	0	0	0	5-4	1-0	0	2.70	69
Mar 25	NEBRASKA	*	4.2	14	8	6	1	4	5	0	0	0	0	0	0	5-9	1-1	0	4.64	94
Apr 01	at Penn State	*	3.1	7	1	1	0	2	1	0	0	0	0	0	0	1-3	1-1	0	4.38	65
Apr 08	at Indiana	*	2.2	8	8	3	2	1	2	0	0	0	0	1	0	9-10	1-2	0	4.94	56
Apr 12	EASTERN MICHIGAN	*	2.0	3	2	1	2	0	0	0	0	0	0	0	0	5-6	1-2	0	4.91	33
Apr 19	BALL STATE	*	1.0	0	2	2	3	1	0	0	0	0	0	0	0	9-2	1-2	0	5.34	27
Apr 20	INDIANA STATE	*	0.2	5	7	2	1	1	1	0	0	1	0	0	0	4-22	1-2	0	5.81	39
May 11	at Valparaiso	*	2.2	4	6	3	2	1	0	0	1	0	0	0	0	10-13	1-2	0	6.15	48
Totals		9	33.2	55	42	23	17	16	11	0	3	3	0	2	0	62-107	1-2	0	6.15	-

#24 LYONS, Alex - 2 games (All games)

Date	Opponent	Pos	AB	R	H	RBI	2B	3B	HR	BB	SB	CS	HBP	SAC	SF	GDP	K	PO	A	E	Avg
Feb 20	at Kennesaw State	p	0	0	0	0	0	0	0	0	0	0	0	0	0	0	0	1	0	0	.000
Mar 19	vs Ohio	p	0	0	0	0	0	0	0	0	0	0	0	0	0	0	0	0	3	0	.000
Totals		0gs	0	0	0	0	0	0	0	0	0	0	0	0	0	0	0	1	3	0	.000

On base pct. .000 • Slugging pct. .000

#24 LYONS, Alex - 13 appearances (All games)

Date	Opponent	GS	IP	H	R	ER	BB	SO	2B	3B	HR	WP	BK	HBP	IBB	Score	W-L	Sv	ERA	NP
Feb 20	at Kennesaw State		0.2	1	0	0	1	0	0	0	0	0	0	0	0	2-5	0-0	0	0.00	17
Feb 28	at California		2.2	1	0	0	2	1	1	0	0	0	0	0	0	5-15	0-0	0	0.00	33
Mar 06	at East Tennessee Stat		1.2	4	5	5	2	2	0	0	1	0	0	0	0	2-8	0-1	0	9.00	43
Mar 11	vs Saint Louis		1.0	1	0	0	1	0	1	0	0	0	0	0	0	2-3	0-1	0	7.50	22
Mar 19	vs Ohio		4.0	4	0	0	4	1	0	0	0	0	0	0	2	5-4	1-1	0	4.50	52
Mar 23	LOUISVILLE	*	0.2	6	4	4	0	0	2	0	0	0	0	0	0	4-9	1-2	0	7.59	26
Apr 02	at Penn State-2		0.2	4	3	3	0	1	2	0	0	0	0	0	0	6-7	1-3	0	9.53	19
Apr 12	EASTERN MICHIGAN		1.0	2	1	1	0	1	0	0	0	0	0	0	0	5-6	1-4	0	9.49	21
Apr 15	MICHIGAN STATE		1.2	1	0	0	0	1	0	0	0	0	0	0	0	0-11	1-4	0	8.36	25
Apr 20	INDIANA STATE		0.1	2	1	1	1	0	1	0	0	0	0	0	0	4-22	1-4	0	8.79	15
May 01	OHIO STATE		0.1	0	0	0	0	1	0	0	0	0	0	0	0	1-5	1-4	0	8.59	5
May 06	at Northwestern		1.1	1	0	0	0	1	0	0	0	0	0	1	0	3-7	1-4	0	7.88	26
May 11	at Valparaiso		0.1	3	3	3	0	0	0	0	0	1	0	0	0	10-13	1-5	0	9.37	14
Totals		1	16.1	30	17	17	11	9	7	0	1	1	0	1	2	49-115	1-5	0	9.37	-

2016 Purdue Baseball
Individual Game-by-Game for Purdue (as of May 17, 2016)

#27 McGOWAN, Jacson - 34 games (All games)

Date	Opponent	Pos	AB	R	H	RBI	2B	3B	HR	BB	SB	CS	HBP	SAC	SF	GDP	K	PO	A	E	Avg
Feb 19	at Georgia Tech	*3b	3	0	1	0	0	0	0	1	0	0	0	0	0	0	1	0	0	1	.333
Feb 20	at Kennesaw State	*3b	4	0	1	0	0	0	0	1	0	0	0	0	0	0	2	0	1	0	.286
Feb 21	at Georgia State	*3b	4	0	2	1	0	0	0	0	0	0	0	0	0	0	1	1	1	0	.364
Feb 26	at California	*dh	4	0	0	0	0	0	0	0	0	0	0	0	0	0	1	0	0	0	.267
Feb 27	at California	*3b	4	0	1	0	1	0	0	0	0	0	0	0	0	0	1	1	1	0	.263
Feb 28	at California	*3b	1	1	0	0	0	0	0	1	0	0	0	0	0	0	1	0	1	1	.250
Mar 04	at East Tennessee Stat	*3b	4	0	1	1	0	0	0	0	0	0	0	0	1	0	1	1	2	0	.250
Mar 05	at East Tennessee Stat	*3b	3	1	1	3	0	0	0	1	0	0	0	0	1	0	0	0	1	0	.259
Mar 05	at East Tennessee Stat	*dh	4	0	1	0	0	0	0	0	0	0	0	0	0	0	0	0	0	0	.258
Mar 06	at East Tennessee Stat	*3b	4	1	1	0	0	0	0	0	0	0	0	0	0	0	1	0	3	0	.257
Mar 11	vs Saint Louis	*3b	4	1	1	0	0	0	0	0	0	0	0	0	0	0	1	0	3	1	.256
Mar 12	vs North Dakota	*3b	4	0	1	0	0	0	0	0	0	0	0	0	0	0	0	1	2	0	.256
Mar 12	at Kansas	*3b	4	0	0	0	0	0	0	0	0	0	0	0	0	1	0	1	0	0	.234
Mar 18	vs Ohio	*3b	4	0	2	0	1	0	0	0	0	0	0	0	0	0	0	0	1	0	.255
Mar 19	vs Ohio	*3b	2	1	1	0	0	0	0	0	0	0	0	0	0	0	0	2	2	3	.264
Mar 20	vs Ohio	*dh	4	0	0	0	0	0	0	0	0	0	0	0	0	0	0	0	0	0	.246
Mar 22	at Ball State	*3b	3	1	0	0	0	0	0	2	0	0	0	0	0	0	2	0	1	0	.233
Mar 23	LOUISVILLE	*3b	3	0	0	0	0	0	0	0	0	0	0	0	0	0	2	0	0	0	.222
Apr 08	at Indiana	*dh	4	0	0	0	0	0	0	0	0	0	0	0	0	0	2	0	0	0	.209
Apr 10	at Indiana	*3b	2	0	1	2	1	0	0	1	0	0	0	0	0	0	0	0	2	0	.217
Apr 12	EASTERN MICHIGAN	*dh	4	0	0	0	0	0	0	1	0	0	0	0	0	0	0	0	0	0	.205
Apr 15	MICHIGAN STATE	*dh	4	0	0	0	0	0	0	0	0	0	0	0	0	1	1	0	0	0	.195
Apr 19	BALL STATE	ph/1b	1	0	0	0	0	0	0	0	0	0	0	0	0	1	0	1	0	0	.192
Apr 23	at Maryland	ph	1	0	0	0	0	0	0	0	0	0	0	0	0	1	0	0	0	0	.190
Apr 26	at Illinois State	ph/3b	1	0	0	0	0	0	0	0	0	0	0	0	0	0	0	0	0	0	.188
Apr 29	OHIO STATE-1	*dh	2	0	1	0	0	0	0	0	0	0	0	0	0	0	0	0	0	0	.195
Apr 29	OHIO STATE-2	*dh	4	0	1	0	1	0	0	0	0	0	0	0	0	0	0	0	0	0	.198
May 01	OHIO STATE	ph/3b	1	0	1	0	0	0	0	0	0	0	0	0	0	0	0	0	0	0	.207
May 06	at Northwestern	*dh	4	0	2	0	0	0	0	0	0	0	0	0	0	0	2	0	0	0	.220
May 08	at Northwestern	*dh	3	0	1	0	0	0	0	1	0	0	0	0	0	0	0	0	0	0	.223
May 10	IPFW	*dh	3	0	0	0	0	0	0	1	0	0	0	0	0	0	0	0	0	0	.216
May 13	MINNESOTA	ph/dh	2	0	0	0	0	0	0	0	0	0	0	0	0	0	0	0	0	0	.212
May 15	MINNESOTA	ph	1	0	0	0	0	0	0	0	0	0	0	0	0	0	1	0	0	0	.210
May 17	vs IPFW	*3b	4	0	1	2	0	0	0	0	0	0	0	0	0	0	0	1	0	1	.212
Totals			28gs	104	6	22	9	4	0	10	0	0	0	0	2	4	20	9	21	7	.212

On base pct. .276 • Slugging pct. .250

2016 Purdue Baseball
Individual Game-by-Game for Purdue (as of May 17, 2016)

#1 McKINNON, Duncan - 34 games (All games)

Date	Opponent	Pos	AB	R	H	RBI	2B	3B	HR	BB	SB	CS	HBP	SAC	SF	GDP	K	PO	A	E	Avg
Feb 26	at California	*3b/2b	2	0	0	0	0	0	0	1	0	0	0	0	0	0	2	1	2	1	.000
Feb 27	at California	ss	0	0	0	0	0	0	0	0	0	0	0	0	0	0	0	0	1	0	.000
Feb 28	at California	2b	0	0	0	0	0	0	0	0	0	0	0	0	0	0	0	1	0	0	.000
Mar 04	at East Tennessee Stat	2b	0	0	0	0	0	0	0	0	0	0	0	0	0	0	0	0	0	0	.000
Mar 05	at East Tennessee Stat	2b	1	0	0	0	0	0	0	0	0	0	0	0	0	0	0	1	1	0	.000
Mar 05	at East Tennessee Stat	*3b	3	1	1	0	0	0	0	0	0	0	0	1	0	0	1	0	0	1	.167
Mar 12	vs North Dakota	*2b	1	0	0	0	0	0	0	1	0	0	0	1	0	0	1	0	1	0	.143
Mar 12	at Kansas	3b	0	0	0	0	0	0	0	0	0	0	0	0	0	0	0	1	0	0	.143
Mar 18	vs Ohio	pr/2b	0	0	0	0	0	0	0	1	0	0	0	0	0	0	0	0	0	0	.143
Mar 19	vs Ohio	*2b	3	0	0	0	0	0	0	0	0	0	0	0	0	0	2	1	2	0	.100
Mar 23	LOUISVILLE	*2b	4	1	2	0	0	0	0	1	0	0	0	0	0	0	0	4	2	0	.214
Mar 25	NEBRASKA	*3b/ss	5	1	2	1	0	0	0	0	0	0	0	0	0	1	0	0	1	1	.263
Mar 26	NEBRASKA	*3b	5	0	0	0	0	0	0	0	0	0	0	0	0	0	1	0	0	2	.208
Mar 27	NEBRASKA	*2b	3	1	0	0	0	0	0	0	0	0	1	1	0	0	1	3	6	0	.185
Apr 01	at Penn State	3b	0	0	0	0	0	0	0	0	0	0	0	0	0	0	0	1	0	0	.185
Apr 02	at Penn State-1	*3b	3	0	0	0	0	0	0	1	0	0	0	0	0	0	1	1	1	0	.167
Apr 08	at Indiana	ph	1	0	0	0	0	0	0	0	0	0	0	0	0	0	1	0	0	0	.161
Apr 10	at Indiana	3b	1	0	0	0	0	0	0	0	0	0	0	0	0	0	0	0	2	0	.156
Apr 16	MICHIGAN STATE	*2b	1	1	1	0	0	0	0	3	0	1	0	0	0	0	0	0	4	1	.182
Apr 17	MICHIGAN STATE	*2b	4	0	0	0	0	0	0	0	0	0	0	0	0	0	1	2	4	0	.162
Apr 19	BALL STATE	*2b	3	1	1	0	0	0	0	1	0	0	0	0	0	0	0	0	2	0	.175
Apr 20	INDIANA STATE	*2b/ss	4	1	1	0	0	0	0	0	0	0	0	0	0	0	1	4	2	0	.182
Apr 22	at Maryland	3b	0	0	0	0	0	0	0	0	0	0	0	1	0	0	0	1	1	0	.182
Apr 23	at Maryland	ph/2b	1	0	0	0	0	0	0	0	0	0	0	0	0	0	0	1	1	0	.178
Apr 24	at Maryland	2b	1	0	0	0	0	0	0	0	0	0	0	0	0	0	0	0	1	0	.174
Apr 26	at Illinois State	2b	1	0	0	0	0	0	0	0	0	0	0	0	0	0	0	0	0	0	.170
Apr 29	OHIO STATE-2	pr	0	0	0	0	0	0	0	0	0	0	0	0	0	0	0	0	0	0	.170
May 01	OHIO STATE	3b	0	0	0	0	0	0	0	0	0	0	0	0	0	0	0	1	0	1	.170
May 07	at Northwestern	*ss	3	0	0	0	0	0	0	1	0	0	0	0	0	0	0	2	1	1	.160
May 08	at Northwestern	2b	0	0	0	0	0	0	0	0	0	0	0	0	0	0	0	0	0	0	.160
May 10	IPFW	pr	0	0	0	0	0	0	0	0	0	0	0	0	0	0	0	0	0	0	.160
May 14	MINNESOTA	ph	1	0	0	0	0	0	0	0	0	0	0	0	0	0	0	0	0	0	.157
May 15	MINNESOTA	ss	0	0	0	0	0	0	0	0	0	0	0	0	0	0	0	0	0	0	.157
May 17	vs IPFW	ph	1	0	0	0	0	0	0	0	0	0	0	0	0	0	1	0	0	0	.154
Totals		14gs	52	7	8	1	0	0	0	10	0	1	1	4	0	1	13	25	35	8	.154

On base pct. .302 • Slugging pct. .154

2016 Purdue Baseball
Individual Game-by-Game for Purdue (as of May 17, 2016)

#11 OLUND, Alec - 50 games (All games)

Date	Opponent	Pos	AB	R	H	RBI	2B	3B	HR	BB	SB	CS	HBP	SAC	SF	GDP	K	PO	A	E	Avg
Feb 19	at Georgia Tech	*of	2	0	0	0	0	0	0	1	0	0	0	0	0	0	0	1	0	0	.000
Feb 20	at Kennesaw State	*of	3	0	0	1	0	0	0	0	0	0	0	0	1	0	1	3	0	0	.000
Feb 21	at Georgia State	*of	4	1	2	0	1	0	0	1	0	0	0	0	0	0	1	3	0	0	.222
Feb 26	at California	*of	2	0	0	0	0	0	0	0	0	0	0	0	0	0	1	0	1	0	.182
Feb 27	at California	*of	2	0	0	0	0	0	0	0	0	0	0	1	0	0	2	0	0	0	.154
Feb 28	at California	*of	2	0	1	0	0	0	0	1	0	0	0	0	0	0	0	0	0	0	.200
Mar 04	at East Tennessee Stat	*of	3	0	0	0	0	0	0	0	0	0	0	0	0	0	1	0	0	0	.167
Mar 05	at East Tennessee Stat	*of	4	1	2	2	0	0	0	1	0	0	0	0	0	0	0	2	0	0	.227
Mar 05	at East Tennessee Stat	*of	5	1	1	0	0	0	0	0	0	0	0	0	0	0	2	1	0	0	.222
Mar 06	at East Tennessee Stat	*of	1	0	1	0	0	0	0	0	0	0	0	0	0	0	0	0	0	0	.250
Mar 11	vs Saint Louis	*of	4	0	1	0	0	0	0	0	0	0	0	0	0	0	1	3	0	0	.250
Mar 12	vs North Dakota	*of	0	0	0	0	0	0	0	0	0	0	0	0	0	0	0	0	0	0	.250
Mar 12	at Kansas	*of	3	0	2	0	0	0	0	0	0	0	0	0	0	0	0	1	0	0	.286
Mar 18	vs Ohio	*of	4	0	2	0	0	0	0	0	0	0	0	0	0	0	1	3	1	0	.308
Mar 19	vs Ohio	*of	6	0	2	1	0	0	0	1	0	0	0	0	0	0	1	2	0	0	.311
Mar 20	vs Ohio	*of	3	0	0	0	0	0	0	0	0	0	0	0	0	0	0	1	0	0	.292
Mar 22	at Ball State	*of	3	2	1	0	0	0	0	1	0	0	0	0	0	0	0	2	0	0	.294
Mar 23	LOUISVILLE	*of	3	0	0	0	0	0	0	0	0	0	0	0	0	0	0	0	0	0	.278
Mar 25	NEBRASKA	*of	4	0	1	0	0	0	0	0	0	0	0	0	0	0	0	0	0	0	.276
Mar 26	NEBRASKA	*of	3	0	0	0	0	0	0	0	0	0	0	0	0	0	0	3	0	0	.262
Mar 27	NEBRASKA	*of	5	1	2	1	0	0	0	0	0	0	0	0	0	0	2	1	0	0	.273
Apr 01	at Penn State	*of	2	0	0	1	0	0	0	1	1	0	0	1	0	0	1	2	0	0	.265
Apr 02	at Penn State-1	*of	4	0	1	1	1	0	0	0	0	0	0	0	0	0	0	3	0	0	.264
Apr 02	at Penn State-2	*of	6	0	2	0	0	0	0	0	0	0	0	0	0	0	0	6	0	0	.269
Apr 05	at Indiana State	*of	4	0	1	0	0	0	0	0	0	0	0	0	0	0	1	2	0	0	.268
Apr 08	at Indiana	*of	4	1	1	0	0	0	0	0	0	0	0	0	0	0	1	2	0	0	.267
Apr 09	at Indiana	*of	3	0	0	0	0	0	0	0	0	0	0	0	0	0	1	0	0	0	.258
Apr 10	at Indiana	*of	3	1	1	0	0	0	0	0	0	0	1	0	0	1	0	1	0	0	.261
Apr 12	EASTERN MICHIGAN	*of	4	1	2	2	0	0	0	0	0	0	0	0	1	0	0	4	0	1	.271
Apr 15	MICHIGAN STATE	*of	4	0	2	0	0	0	0	0	0	0	0	0	0	0	0	4	0	0	.280
Apr 16	MICHIGAN STATE	*of	3	1	1	0	0	0	0	2	0	0	0	0	0	0	0	1	0	0	.282
Apr 17	MICHIGAN STATE	*of	3	0	2	1	0	0	0	1	0	0	0	0	0	0	0	3	0	0	.292
Apr 19	BALL STATE	*of	3	1	2	0	0	0	0	0	0	0	0	1	0	0	0	1	0	0	.303
Apr 20	INDIANA STATE	*of	3	0	1	0	1	0	0	0	0	0	0	0	0	0	0	1	0	0	.304
Apr 22	at Maryland	*of	5	0	1	0	0	0	0	0	0	0	0	0	0	0	0	2	0	0	.299
Apr 23	at Maryland	*of	3	0	0	0	0	0	0	0	0	0	0	0	0	0	1	3	0	0	.292
Apr 24	at Maryland	*of	4	0	1	1	0	0	0	0	0	0	0	0	0	0	0	0	0	0	.290
Apr 26	at Illinois State	*of	4	1	2	0	0	0	0	0	0	0	0	0	0	0	1	5	0	0	.297
Apr 29	OHIO STATE-1	*of	3	0	1	0	0	0	0	0	1	0	0	1	0	0	1	0	0	0	.298
Apr 29	OHIO STATE-2	*of	5	0	0	1	0	0	0	0	0	0	0	0	0	0	0	0	0	0	.287
May 01	OHIO STATE	*of	3	0	0	0	0	0	0	0	0	0	1	0	0	0	1	2	0	0	.281
May 06	at Northwestern	*of	5	1	2	0	1	0	0	0	0	0	0	0	0	0	1	1	0	0	.285
May 07	at Northwestern	*of	4	0	0	0	0	0	0	1	0	0	0	0	0	0	0	1	0	0	.277
May 08	at Northwestern	*of	5	0	0	0	0	0	0	0	0	0	0	0	0	0	0	1	0	0	.268
May 10	IPFW	*of	3	1	1	0	1	0	0	2	0	0	0	0	0	0	0	3	0	0	.269
May 11	at Valparaiso	*of	1	1	0	0	0	0	0	0	1	0	1	0	0	1	0	0	0	0	.268
May 13	MINNESOTA	*of	4	1	1	0	0	0	0	0	0	0	0	0	0	0	1	1	0	0	.267
May 14	MINNESOTA	*of	3	1	0	0	0	0	0	1	0	0	0	0	0	0	1	3	0	0	.262
May 15	MINNESOTA	*of	3	0	2	0	1	0	0	0	0	0	0	0	0	0	0	5	0	0	.269
May 17	vs IPFW	*of	5	0	0	0	0	0	0	0	0	0	0	0	0	0	0	0	0	0	.262
Totals		48gs	172	17	45	12	6	0	0	14	3	0	3	4	2	3	25	83	2	1	.262

On base pct. .325 • Slugging pct. .297

2016 Purdue Baseball
Individual Game-by-Game for Purdue (as of May 17, 2016)

#31 PICCHIOTTI, Jack - 43 games (All games)

Date	Opponent	Pos	AB	R	H	RBI	2B	3B	HR	BB	SB	CS	HBP	SAC	SF	GDP	K	PO	A	E	Avg
Feb 19	at Georgia Tech	*c	2	1	2	0	1	0	0	1	0	0	1	0	0	0	0	5	0	1	1.000
Feb 20	at Kennesaw State	*c	4	0	0	0	0	0	0	0	0	0	0	0	0	0	1	7	0	0	.333
Feb 21	at Georgia State	*c	4	1	3	0	0	0	0	0	2	0	1	0	0	0	0	3	0	0	.500
Feb 26	at California	*c	2	0	0	0	0	0	0	0	0	0	1	0	0	0	0	4	1	0	.417
Feb 27	at California	*c	4	0	2	0	0	0	0	0	0	0	0	0	0	0	1	7	1	0	.438
Feb 28	at California	*c	3	1	1	0	0	0	0	0	0	0	0	0	0	1	0	3	0	1	.421
Mar 04	at East Tennessee Stat	*c	4	0	0	0	0	0	0	0	0	0	1	0	0	0	0	4	0	0	.348
Mar 05	at East Tennessee Stat	*c	3	4	2	1	0	0	0	0	1	0	2	0	0	0	0	4	2	0	.385
Mar 05	at East Tennessee Stat	*c	5	1	1	2	1	0	0	0	0	0	0	0	0	0	2	8	1	0	.355
Mar 06	at East Tennessee Stat	*dh/c	3	0	0	0	0	0	0	1	0	0	0	0	0	0	0	2	0	0	.324
Mar 11	vs Saint Louis	*c	5	0	1	0	0	0	0	0	0	0	0	0	0	0	2	6	0	0	.308
Mar 12	vs North Dakota	*c	4	2	2	0	1	0	0	0	1	0	0	0	0	0	1	4	0	0	.326
Mar 12	at Kansas	*c	3	0	1	0	1	0	0	0	0	0	0	0	0	1	1	2	0	1	.326
Mar 18	vs Ohio	*c	5	1	2	0	1	0	0	0	0	0	0	0	0	0	0	7	1	1	.333
Mar 19	vs Ohio	ph/c	3	0	1	1	0	0	0	1	0	0	0	0	0	0	0	3	0	0	.333
Mar 20	vs Ohio	*c	4	0	1	0	0	0	0	0	0	0	0	0	0	0	0	7	1	0	.328
Mar 22	at Ball State	*dh	4	2	0	0	0	0	0	1	0	0	0	0	0	0	0	0	0	0	.306
Mar 23	LOUISVILLE	*dh	2	1	0	0	0	0	0	2	0	0	0	0	0	0	1	0	0	0	.297
Mar 25	NEBRASKA	*c	5	1	1	0	0	0	0	0	0	0	0	0	0	0	2	11	0	0	.290
Mar 26	NEBRASKA	ph	1	0	0	0	0	0	0	0	0	0	0	0	0	0	1	0	0	0	.286
Mar 27	NEBRASKA	*of	3	1	1	0	1	0	0	0	0	0	0	0	0	0	0	1	0	1	.288
Apr 01	at Penn State	ph	1	0	0	0	0	0	0	0	0	0	0	0	0	0	0	0	0	0	.284
Apr 02	at Penn State-1	*c	5	0	1	0	0	0	0	0	0	0	0	0	0	0	1	5	1	0	.278
Apr 02	at Penn State-2	*of	6	1	3	0	1	0	0	0	0	1	0	0	0	0	0	3	0	0	.294
Apr 05	at Indiana State	*dh	3	0	0	0	0	0	0	0	0	0	0	0	0	0	0	0	0	0	.284
Apr 08	at Indiana	*of	4	0	2	0	0	0	0	0	0	0	0	0	0	0	0	3	0	0	.293
Apr 09	at Indiana	*of	4	0	0	0	0	0	0	0	0	0	0	0	0	0	2	2	0	0	.281
Apr 10	at Indiana	*of	4	1	1	2	1	0	0	0	0	0	0	1	0	1	0	1	0	0	.280
Apr 12	EASTERN MICHIGAN	*of	4	0	2	2	0	0	0	0	1	0	1	1	0	0	1	1	0	0	.288
Apr 15	MICHIGAN STATE	*of	4	0	1	0	0	0	0	0	0	0	0	0	0	0	1	1	1	0	.287
Apr 16	MICHIGAN STATE	*dh	5	0	0	0	0	0	0	0	0	0	0	0	0	0	2	0	0	0	.274
Apr 20	INDIANA STATE	ph	1	0	0	0	0	0	0	0	0	0	0	0	0	0	1	0	0	0	.272
Apr 22	at Maryland	*dh	4	1	1	0	0	0	0	0	0	0	0	0	0	0	1	0	0	0	.271
Apr 23	at Maryland	*dh	3	0	0	0	0	0	0	0	0	0	0	0	0	0	1	0	0	0	.264
Apr 24	at Maryland	ph/of	1	0	0	0	0	0	0	0	0	0	0	0	0	0	0	0	0	0	.262
Apr 26	at Illinois State	*dh	3	0	0	1	0	0	0	0	0	0	0	0	0	0	1	0	0	0	.256
Apr 29	OHIO STATE-1	ph	1	0	0	0	0	0	0	0	0	0	0	0	0	0	0	0	0	0	.254
May 08	at Northwestern	ph	1	0	0	0	0	0	0	0	0	0	0	0	0	0	0	0	0	0	.252
May 10	IPFW	c	3	0	0	0	0	0	0	0	0	0	0	1	0	0	0	2	0	0	.246
May 11	at Valparaiso	*c	5	1	3	2	0	0	0	0	0	1	0	0	0	0	1	4	0	0	.259
May 13	MINNESOTA	*of	3	0	0	0	0	0	0	0	0	0	0	0	0	0	0	2	0	0	.254
May 15	MINNESOTA	*of	3	0	0	0	0	0	0	0	0	0	0	0	0	0	1	1	0	0	.248
May 17	vs IPFW	ph	1	0	0	0	0	0	0	0	0	0	0	0	0	0	0	0	0	0	.246
Totals		34gs	142	20	35	11	8	0	0	6	5	2	6	4	0	3	25	113	9	5	.246

On base pct. .305 • Slugging pct. .303

#30 PRESTON, Jacob - 2 games (All games)

Date	Opponent	Pos	AB	R	H	RBI	2B	3B	HR	BB	SB	CS	HBP	SAC	SF	GDP	K	PO	A	E	Avg
Apr 20	INDIANA STATE	*p	0	0	0	0	0	0	0	0	0	0	0	0	0	0	0	0	1	0	.000
May 17	vs IPFW	p	0	0	0	0	0	0	0	0	0	0	0	0	0	0	0	0	2	0	.000
Totals		1gs	0	0	0	0	0	0	0	0	0	0	0	0	0	0	0	0	3	0	.000

On base pct. .000 • Slugging pct. .000

#30 PRESTON, Jacob - 3 appearances (All games)

Date	Opponent	GS	IP	H	R	ER	BB	SO	2B	3B	HR	WP	BK	HBP	IBB	Score	W-L	Sv	ERA	NP
Apr 20	INDIANA STATE	*	3.1	3	3	3	2	3	1	0	0	0	0	0	0	4-22	0-0	0	8.10	54
Apr 26	at Illinois State	*	0.0	4	4	4	0	0	1	0	0	0	0	0	0	2-10	0-1	0	18.90	12
May 17	vs IPFW		2.2	1	2	2	2	1	0	0	1	0	0	1	0	5-6	0-2	0	13.50	47
Totals		2	6.0	8	9	9	4	4	2	0	1	0	0	1	0	11-38	0-2	0	13.50	-

2016 Purdue Baseball
Individual Game-by-Game for Purdue (as of May 17, 2016)

#17 SANDER, Daniel - 30 games (All games)

Date	Opponent	Pos	AB	R	H	RBI	2B	3B	HR	BB	SB	CS	HBP	SAC	SF	GDP	K	PO	A	E	Avg
Feb 19	at Georgia Tech	ph	1	0	0	0	0	0	0	0	0	0	0	0	0	0	0	0	0	0	.000
Feb 21	at Georgia State	*dh	3	0	0	0	0	0	0	1	0	0	0	0	0	0	1	0	0	0	.000
Feb 28	at California	1b	1	0	0	0	0	0	0	0	0	0	0	0	0	0	0	1	0	0	.000
Mar 04	at East Tennessee Stat	ph	1	0	0	0	0	0	0	0	0	0	0	0	0	0	0	0	0	0	.000
Mar 05	at East Tennessee Stat	1b	1	1	1	0	0	0	0	0	0	0	0	0	0	0	0	3	0	0	.143
Mar 05	at East Tennessee Stat	ph	1	0	0	0	0	0	0	0	0	0	0	0	0	0	0	0	0	0	.125
Mar 12	vs North Dakota	ph	1	0	0	0	0	0	0	0	0	0	0	0	0	0	0	0	0	0	.111
Mar 12	at Kansas	1b	0	0	0	0	0	0	0	0	0	0	0	0	0	0	0	1	0	0	.111
Mar 18	vs Ohio	ph	1	0	0	0	0	0	0	0	0	0	0	0	0	0	0	0	0	0	.100
Mar 19	vs Ohio	*dh	6	0	2	1	0	0	0	1	0	0	0	0	0	0	0	0	0	0	.188
Mar 23	LOUISVILLE	ph	1	0	0	0	0	0	0	0	0	0	0	0	0	0	0	0	0	0	.176
Mar 25	NEBRASKA	*dh	4	0	0	0	0	0	0	0	0	0	0	0	0	0	1	0	0	0	.143
Mar 27	NEBRASKA	ph/dh	2	0	1	0	0	0	0	0	0	0	0	0	0	0	0	0	0	0	.174
Apr 08	at Indiana	ph	1	0	0	1	0	0	0	0	0	0	0	0	0	0	0	0	0	0	.167
Apr 09	at Indiana	ph	1	0	0	0	0	0	0	0	0	0	0	0	0	0	0	0	0	0	.160
Apr 16	MICHIGAN STATE	ph	1	0	0	0	0	0	0	0	0	0	0	0	0	0	1	0	0	0	.154
Apr 19	BALL STATE	ph/1b	1	0	0	0	0	0	0	0	0	0	0	0	0	0	0	0	0	0	.148
Apr 20	INDIANA STATE	ph	1	0	0	0	0	0	0	0	0	0	0	0	0	0	1	0	0	0	.143
Apr 24	at Maryland	ph	1	0	0	0	0	0	0	0	0	0	0	0	0	0	1	0	0	0	.138
Apr 26	at Illinois State	ph	1	0	1	0	0	0	0	0	0	0	0	0	0	0	0	0	0	0	.167
Apr 29	OHIO STATE-2	ph	1	0	1	0	0	0	0	0	0	0	0	0	0	0	0	0	0	0	.194
May 01	OHIO STATE	*dh	2	0	1	1	0	0	0	0	0	0	0	0	1	0	1	0	0	0	.212
May 07	at Northwestern	*dh	4	0	1	0	0	0	0	0	0	0	0	0	0	0	2	0	0	0	.216
May 08	at Northwestern	ph	1	0	0	0	0	0	0	0	0	0	0	0	0	0	0	0	0	0	.211
May 10	IPFW	ph	0	0	0	0	0	0	0	1	0	0	0	0	0	0	0	0	0	0	.211
May 11	at Valparaiso	*dh	5	2	5	5	3	0	0	0	0	0	0	0	0	0	0	0	0	0	.302
May 13	MINNESOTA	*dh	2	0	0	0	0	0	0	1	0	0	0	0	0	0	0	0	0	0	.289
May 14	MINNESOTA	ph	1	0	0	0	0	0	0	0	0	0	0	0	0	0	0	0	0	0	.283
May 15	MINNESOTA	*dh	3	0	1	0	0	0	0	0	0	0	0	0	0	0	0	0	0	0	.286
May 17	vs IPFW	*dh	1	1	0	0	0	0	0	2	0	0	0	0	0	0	0	0	0	0	.280
Totals		9gs	50	4	14	8	3	0	0	6	0	0	0	0	1	0	8	5	0	0	.280

On base pct. .351 • Slugging pct. .340

#43 SCHUMACHER, Tanner - 6 games (All games)

Date	Opponent	Pos	AB	R	H	RBI	2B	3B	HR	BB	SB	CS	HBP	SAC	SF	GDP	K	PO	A	E	Avg
Feb 21	at Georgia State	p	0	0	0	0	0	0	0	0	0	0	0	0	0	0	0	0	1	0	.000
Mar 05	at East Tennessee Stat	p	0	0	0	0	0	0	0	0	0	0	0	0	0	0	0	0	1	0	.000
Mar 20	vs Ohio	*p	0	0	0	0	0	0	0	0	0	0	0	0	0	0	0	0	1	0	.000
Apr 12	EASTERN MICHIGAN	p	0	0	0	0	0	0	0	0	0	0	0	0	0	0	0	0	1	0	.000
May 10	IPFW	p	0	0	0	0	0	0	0	0	0	0	0	0	0	0	0	0	1	0	.000
May 15	MINNESOTA	p	0	0	0	0	0	0	0	0	0	0	0	0	0	0	0	0	1	0	.000
Totals		1gs	0	0	0	0	0	0	0	0	0	0	0	0	0	0	0	0	5	1	.000

On base pct. .000 • Slugging pct. .000

2016 Purdue Baseball
Individual Game-by-Game for Purdue (as of May 17, 2016)

#43 SCHUMACHER, Tanner - 21 appearances (All games)

Date	Opponent	GS	IP	H	R	ER	BB	SO	2B	3B	HR	WP	BK	HBP	IBB	Score	W-L	Sv	ERA	NP
Feb 19	at Georgia Tech		3.1	2	1	1	2	2	0	0	1	0	0	0	0	2-5	0-1	0	2.70	52
Feb 21	at Georgia State		4.0	0	0	0	0	2	0	0	0	0	0	0	0	5-3	1-1	0	1.23	26
Feb 28	at California		3.0	5	4	3	1	3	1	0	0	0	0	1	0	5-15	1-1	0	3.48	59
Mar 04	at East Tennessee Stat		1.0	1	0	0	0	1	0	0	0	0	0	0	0	2-4	1-1	0	3.18	19
Mar 05	at East Tennessee Stat		1.1	4	3	3	1	1	0	0	1	0	0	0	0	8-9	1-2	0	4.97	26
Mar 12	at Kansas		0.2	3	1	1	1	0	0	0	0	0	0	1	0	1-8	1-2	0	5.40	24
Mar 20	vs Ohio	*	0.1	3	4	4	2	0	2	0	0	0	0	0	0	2-9	1-3	0	7.90	31
Mar 22	at Ball State		1.0	6	5	5	1	2	1	0	2	0	0	0	0	8-9	1-3	0	10.43	29
Mar 27	NEBRASKA		0.0	0	0	0	1	0	0	0	0	1	0	0	0	8-9	1-3	0	10.43	4
Apr 08	at Indiana		1.1	0	0	0	0	3	0	0	0	0	0	0	0	9-10	1-3	0	9.56	18
Apr 10	at Indiana		1.1	1	1	1	0	1	0	0	1	0	0	0	0	6-7	1-4	0	9.35	22
Apr 12	EASTERN MICHIGAN		2.0	1	1	0	2	1	0	0	0	0	0	1	1	5-6	1-4	0	8.38	34
Apr 16	MICHIGAN STATE		0.2	2	0	0	1	1	1	0	0	1	0	0	0	3-5	1-4	0	8.10	18
Apr 20	INDIANA STATE		0.2	1	3	2	1	2	0	0	0	0	0	1	0	4-22	1-4	0	8.71	26
Apr 24	at Maryland		0.2	3	2	0	0	1	0	0	0	0	0	0	0	3-11	1-4	0	8.44	17
Apr 26	at Illinois State		2.0	4	2	2	1	2	0	1	0	0	0	0	0	2-10	1-4	0	8.49	47
May 01	OHIO STATE		0.0	1	1	1	0	0	1	0	0	0	0	1	0	1-5	1-5	0	8.87	11
May 08	at Northwestern		0.2	0	0	0	0	0	0	0	0	0	0	0	0	0-3	1-5	0	8.62	2
May 10	IPFW		3.0	3	0	0	0	1	0	0	0	0	0	0	0	3-4	1-5	0	7.67	33
May 14	MINNESOTA		1.0	0	1	1	3	1	0	0	0	0	0	0	0	4-14	1-5	0	7.71	26
May 15	MINNESOTA		2.0	4	0	0	1	0	0	0	0	1	0	1	0	0-3	1-5	0	7.20	34
Totals		1	30.0	44	29	24	18	24	6	1	5	3	0	6	1	81-171	1-5	0	7.20	-

2016 Purdue Baseball
Individual Game-by-Game for Purdue (as of May 17, 2016)

#5 SHIPLEY, Harry - 49 games (All games)

Date	Opponent	Pos	AB	R	H	RBI	2B	3B	HR	BB	SB	CS	HBP	SAC	SF	GDP	K	PO	A	E	Avg
Feb 19	at Georgia Tech	*ss	4	0	0	0	0	0	0	0	0	0	0	0	0	0	2	4	5	0	.000
Feb 20	at Kennesaw State	*ss	5	0	0	0	0	0	0	0	0	0	0	0	0	0	0	0	3	0	.000
Feb 21	at Georgia State	*ss	5	1	1	0	0	0	0	1	1	0	0	0	0	0	1	0	3	0	.071
Feb 26	at California	*ss	4	0	0	0	0	0	0	0	0	0	0	0	0	0	2	3	2	0	.056
Feb 27	at California	*ss	2	0	0	0	0	0	0	0	0	0	0	0	0	0	0	1	2	0	.050
Feb 28	at California	*ss	2	0	0	0	0	0	0	0	0	0	0	0	0	1	0	0	6	0	.045
Mar 04	at East Tennessee Stat	*ss	2	1	2	0	1	0	0	1	0	0	1	0	0	0	0	3	3	0	.125
Mar 05	at East Tennessee Stat	*ss	4	1	1	0	0	0	0	1	0	0	0	1	0	0	0	1	5	1	.143
Mar 05	at East Tennessee Stat	*ss	3	1	0	0	0	0	0	0	1	0	0	1	0	0	1	1	1	0	.129
Mar 06	at East Tennessee Stat	*ss	3	0	0	0	0	0	0	1	0	0	0	0	0	0	0	2	3	0	.118
Mar 11	vs Saint Louis	*ss	4	0	2	0	0	0	0	0	0	0	0	0	0	0	1	1	4	0	.158
Mar 12	vs North Dakota	*ss	3	0	1	0	0	0	0	1	0	0	0	0	0	0	0	3	5	0	.171
Mar 12	at Kansas	*ss	1	0	0	0	0	0	0	2	0	0	0	0	0	0	0	4	2	0	.167
Mar 18	vs Ohio	*ss	3	0	0	0	0	0	0	0	0	0	1	0	0	0	1	3	1	0	.156
Mar 19	vs Ohio	*ss	4	1	0	0	0	0	0	1	0	0	0	1	0	0	1	3	12	0	.143
Mar 20	vs Ohio	*ss	3	0	0	0	0	0	0	0	0	0	0	0	0	0	0	1	4	0	.135
Mar 22	at Ball State	*ss	2	0	0	0	0	0	0	0	0	0	1	1	0	0	0	4	3	0	.130
Mar 23	LOUISVILLE	*ss	3	1	0	0	0	0	0	0	0	0	1	0	0	0	0	4	3	0	.123
Mar 25	NEBRASKA	*ss	2	1	1	0	0	0	0	1	0	0	0	0	0	0	0	0	4	0	.136
Mar 26	NEBRASKA	*ss	3	0	0	0	0	0	0	0	0	0	0	0	0	0	0	3	4	1	.129
Mar 27	NEBRASKA	*ss	4	0	2	0	0	0	0	0	0	0	0	0	0	0	1	2	2	0	.152
Apr 01	at Penn State	*ss	3	0	1	0	0	0	0	1	1	0	0	0	0	0	1	2	3	0	.159
Apr 02	at Penn State-1	*ss	4	0	2	0	0	0	0	0	0	0	0	0	0	0	0	2	4	0	.178
Apr 02	at Penn State-2	*ss	5	0	1	0	0	0	0	0	0	0	0	0	0	0	0	0	1	0	.179
Apr 05	at Indiana State	*ss	0	0	0	0	0	0	0	1	0	0	0	2	0	0	0	2	2	0	.179
Apr 08	at Indiana	*ss	2	2	1	0	0	0	0	1	0	0	1	0	0	0	0	0	3	0	.188
Apr 09	at Indiana	*ss	1	1	0	0	0	0	0	1	0	0	1	0	0	0	0	2	1	0	.185
Apr 10	at Indiana	*ss	2	1	2	1	0	0	0	1	0	0	1	0	0	0	0	0	5	1	.205
Apr 12	EASTERN MICHIGAN	*ss	5	0	1	0	0	0	0	0	1	0	0	0	0	0	2	0	1	0	.205
Apr 15	MICHIGAN STATE	*ss	3	0	0	0	0	0	0	0	0	0	0	0	0	0	0	2	4	0	.198
Apr 16	MICHIGAN STATE	*ss	3	0	0	1	0	0	0	1	0	0	1	0	0	0	0	0	4	0	.191
Apr 17	MICHIGAN STATE	*ss	4	1	0	0	0	0	0	0	0	0	1	0	0	0	1	3	1	1	.184
Apr 19	BALL STATE	*ss	2	2	1	2	1	0	0	2	0	0	1	0	0	0	0	1	4	0	.190
Apr 20	INDIANA STATE	*ss/p	3	0	0	0	0	0	0	0	0	0	0	1	0	0	0	2	3	0	.184
Apr 22	at Maryland	*ss	4	1	0	0	0	0	0	1	0	0	0	0	0	0	1	1	3	0	.178
Apr 23	at Maryland	*ss	4	0	0	0	0	0	0	0	0	0	0	0	0	0	2	1	2	0	.171
Apr 24	at Maryland	*ss	4	0	2	1	1	0	0	0	1	0	0	0	0	0	0	2	4	1	.183
Apr 26	at Illinois State	*ss	4	0	0	0	0	0	0	0	0	0	0	0	0	0	0	1	1	0	.176
Apr 29	OHIO STATE-1	*ss	3	0	0	0	0	0	0	0	0	0	0	0	0	0	0	0	3	0	.172
Apr 29	OHIO STATE-2	*ss	2	0	0	0	0	0	0	0	0	0	1	0	0	0	0	2	4	0	.169
May 01	OHIO STATE	*ss	2	0	0	0	0	0	0	1	0	0	1	0	0	0	0	1	0	0	.167
May 06	at Northwestern	*ss	3	0	0	0	0	0	0	0	0	0	0	0	0	0	1	1	4	0	.163
May 08	at Northwestern	*ss	2	0	0	0	0	0	0	0	0	0	1	0	0	0	0	2	4	0	.160
May 10	IPFW	*ss	3	0	0	1	0	0	0	0	0	0	0	0	0	0	1	5	1	0	.157
May 11	at Valparaiso	*ss	3	0	2	1	0	0	0	0	0	0	0	1	0	0	0	0	6	2	.168
May 13	MINNESOTA	*ss	2	0	0	0	0	0	0	0	0	0	2	0	0	0	2	1	4	0	.165
May 14	MINNESOTA	*ss	1	1	0	1	0	0	0	1	0	0	0	0	1	0	0	3	3	0	.164
May 15	MINNESOTA	*ss	2	0	0	0	0	0	0	0	0	0	0	0	0	0	0	2	1	0	.162
May 17	vs IPFW	*ss	4	1	3	0	0	0	0	0	1	0	0	0	0	0	0	0	2	0	.178
Totals		49gs	146	17	26	8	3	0	0	20	6	0	15	8	1	1	21	81	155	7	.178

On base pct. .335 • Slugging pct. .199

#5 SHIPLEY, Harry - 1 appearance (All games)

Date	Opponent	GS	IP	H	R	ER	BB	SO	2B	3B	HR	WP	BK	HBP	IBB	Score	W-L	Sv	ERA	NP
Apr 20	INDIANA STATE		1.0	1	0	0	0	0	0	0	0	0	0	0	0	4-22	0-0	0	0.00	12
Totals		0	1.0	1	0	0	0	0	0	0	0	0	0	0	0	4-22	0-0	0	0.00	-

2016 Purdue Baseball
Individual Game-by-Game for Purdue (as of May 17, 2016)

#36 SNIDANKO, Ted - 15 games (All games)

Date	Opponent	Pos	AB	R	H	RBI	2B	3B	HR	BB	SB	CS	HBP	SAC	SF	GDP	K	PO	A	E	Avg
Mar 12	at Kansas	ph/of	1	0	0	0	0	0	0	0	0	0	0	0	0	0	0	0	0	0	.000
Apr 01	at Penn State	*of	3	0	0	0	0	0	0	0	0	0	0	1	0	0	1	4	0	0	.000
Apr 05	at Indiana State	ph	1	0	0	0	0	0	0	0	0	0	0	0	0	0	0	0	0	0	.000
Apr 19	BALL STATE	ph/of	1	0	0	0	0	0	0	0	0	0	0	0	0	0	1	0	0	0	.000
Apr 20	INDIANA STATE	of	1	0	0	0	0	0	0	0	0	0	0	0	0	0	1	0	0	0	.000
Apr 24	at Maryland	pr/dh	1	1	0	0	0	0	0	0	0	0	0	0	0	0	0	0	0	0	.000
Apr 26	at Illinois State	of	0	0	0	0	0	0	0	0	0	0	0	0	0	0	0	0	0	0	.000
May 01	OHIO STATE	of	0	0	0	0	0	0	0	0	0	0	0	0	0	0	0	0	0	0	.000
May 06	at Northwestern	ph	1	0	0	0	0	0	0	0	0	0	0	0	0	0	0	0	0	0	.000
May 08	at Northwestern	pr	0	0	0	0	0	0	0	0	0	0	0	0	0	0	0	0	0	0	.000
May 10	IPFW	ph/of	0	0	0	0	0	0	0	0	0	0	1	0	0	0	0	0	0	0	.000
May 11	at Valparaiso	*of	5	0	2	1	1	0	0	0	0	0	0	0	0	0	0	1	0	0	.143
May 13	MINNESOTA	ph/of	1	0	0	0	0	0	0	1	0	0	0	0	0	0	0	0	0	0	.133
May 14	MINNESOTA	of	0	0	0	0	0	0	0	0	0	0	0	0	0	0	0	0	0	0	.133
May 17	vs IPFW	of	0	0	0	0	0	0	0	0	0	0	0	0	0	0	0	0	0	0	.133
Totals		2gs	15	1	2	1	1	0	0	1	0	0	1	1	0	0	3	5	0	0	.133

On base pct. .235 • Slugging pct. .200

2016 Purdue Baseball
Individual Game-by-Game for Purdue (as of May 17, 2016)

#16 STRONG, Cody - 47 games (All games)

Date	Opponent	Pos	AB	R	H	RBI	2B	3B	HR	BB	SB	CS	HBP	SAC	SF	GDP	K	PO	A	E	Avg
Feb 19	at Georgia Tech	*2b	3	1	0	0	0	0	0	1	0	0	0	0	0	0	1	1	5	0	.000
Feb 20	at Kennesaw State	*2b	3	0	2	0	1	0	0	2	0	1	0	0	0	0	0	3	1	0	.333
Feb 21	at Georgia State	*2b	4	0	0	0	0	0	0	1	0	0	1	0	0	0	2	1	4	0	.200
Feb 26	at California	*2b/of	4	0	0	0	0	0	0	0	0	0	0	0	0	0	1	0	1	1	.143
Feb 27	at California	*2b	4	0	1	0	0	0	0	0	0	0	0	0	0	0	1	1	1	0	.167
Feb 28	at California	*2b/of	5	1	4	1	0	0	0	0	0	0	0	0	0	0	0	2	4	0	.304
Mar 04	at East Tennessee Stat	*2b/of	3	0	0	0	0	0	0	1	1	0	1	0	0	0	1	1	7	0	.269
Mar 05	at East Tennessee Stat	*2b/of	5	2	1	0	0	0	0	1	0	0	1	0	0	0	0	2	0	0	.258
Mar 05	at East Tennessee Stat	*2b	3	1	2	1	1	0	0	2	1	0	0	0	0	0	0	1	3	0	.294
Mar 06	at East Tennessee Stat	*2b	4	0	0	0	0	0	0	0	0	0	0	0	0	1	1	0	4	0	.263
Mar 11	vs Saint Louis	*2b	4	0	2	0	1	0	0	1	0	0	0	0	0	1	0	1	4	0	.286
Mar 12	vs North Dakota	*of/2b	1	1	0	0	0	0	0	1	0	0	0	2	0	0	0	1	0	0	.279
Mar 12	at Kansas	*2b	4	0	1	0	0	0	0	0	0	0	0	0	0	0	0	1	6	0	.277
Mar 18	vs Ohio	*2b	3	0	1	1	0	0	0	0	0	0	0	0	0	0	0	0	4	1	.280
Mar 19	vs Ohio	*of/2b	5	1	2	0	0	0	0	2	0	1	0	0	0	0	0	1	5	6	.291
Mar 20	vs Ohio	*2b	4	1	1	0	0	0	0	0	0	0	0	0	0	0	0	1	0	0	.288
Mar 22	at Ball State	*2b	5	1	1	0	1	0	0	0	0	0	0	0	0	0	2	2	1	0	.281
Mar 23	LOUISVILLE	*of	0	0	0	0	0	0	0	0	0	0	0	0	0	0	0	1	1	0	.281
Mar 25	NEBRASKA	*2b	2	0	0	0	0	0	0	1	0	0	0	1	0	1	0	4	4	0	.273
Mar 26	NEBRASKA	*2b	5	0	1	2	0	0	0	0	0	0	0	0	0	0	1	3	4	1	.268
Mar 27	NEBRASKA	*3b/of	4	0	0	0	0	0	0	1	0	0	0	0	0	1	0	2	0	1	.253
Apr 01	at Penn State	*2b	3	0	1	0	0	0	0	1	0	0	0	0	0	0	1	4	0	0	.256
Apr 02	at Penn State-1	*2b	3	0	0	0	0	0	0	1	0	0	0	0	0	0	0	1	1	0	.247
Apr 02	at Penn State-2	*2b	5	0	3	2	0	0	0	0	0	0	0	0	0	0	0	1	2	0	.267
Apr 05	at Indiana State	*2b	4	0	3	0	1	0	0	0	0	0	0	0	0	0	0	2	2	0	.289
Apr 08	at Indiana	*2b	5	2	4	0	1	0	0	0	0	0	0	0	0	0	0	1	3	0	.316
Apr 09	at Indiana	*2b	4	1	0	0	0	0	0	0	0	0	0	0	0	0	1	3	3	0	.303
Apr 10	at Indiana	*2b	3	1	2	0	1	0	0	1	0	0	0	0	0	0	1	1	2	0	.314
Apr 12	EASTERN MICHIGAN	*2b	3	1	1	0	1	0	0	1	0	0	0	1	0	0	0	3	2	0	.314
Apr 15	MICHIGAN STATE	*2b	4	0	1	0	0	0	0	0	0	0	0	0	0	0	0	3	1	0	.312
Apr 20	INDIANA STATE	*of	3	0	0	0	0	0	0	0	0	0	0	0	0	0	1	1	0	1	.304
Apr 22	at Maryland	*2b	3	0	1	1	0	0	0	0	0	0	0	1	0	0	1	3	5	1	.304
Apr 23	at Maryland	*2b	2	0	0	0	0	0	0	0	0	0	0	0	0	0	1	2	2	0	.299
Apr 24	at Maryland	*2b	3	0	0	0	0	0	0	0	0	0	0	0	0	0	0	2	2	1	.292
Apr 26	at Illinois State	*2b	4	0	2	1	0	0	0	0	1	0	0	0	0	0	0	2	2	0	.298
Apr 29	OHIO STATE-1	*2b	3	1	1	0	0	0	0	0	0	0	1	0	0	0	0	2	5	0	.299
Apr 29	OHIO STATE-2	*2b	5	1	1	0	0	1	0	0	0	0	0	0	0	0	1	2	5	0	.295
May 01	OHIO STATE	*2b	4	0	0	0	0	0	0	0	0	0	0	0	0	0	0	2	0	1	.287
May 06	at Northwestern	*2b	4	0	0	0	0	0	0	0	0	0	0	0	0	1	0	3	1	0	.279
May 07	at Northwestern	*2b	4	0	0	0	0	0	0	0	0	0	0	0	0	0	0	2	1	0	.271
May 08	at Northwestern	ph/2b	2	0	0	0	0	0	0	0	0	0	0	0	0	0	1	0	0	0	.267
May 10	IPFW	ph/2b	1	0	1	0	0	0	0	1	0	0	0	0	0	0	0	0	0	0	.272
May 11	at Valparaiso	of	3	1	1	0	0	0	0	0	0	0	0	0	0	0	1	2	0	0	.273
May 13	MINNESOTA	*2b	4	1	1	0	0	0	0	0	0	0	0	0	0	0	1	1	3	0	.273
May 14	MINNESOTA	*2b	4	1	1	0	0	0	0	0	0	0	0	0	0	0	0	2	2	0	.272
May 15	MINNESOTA	*2b	3	0	0	0	0	0	0	0	0	0	0	0	0	1	0	1	5	0	.267
May 17	vs IPFW	*2b	4	0	1	0	0	0	0	0	0	0	0	0	0	0	0	1	1	0	.267
Totals		44gs	165	19	44	9	8	1	0	19	3	2	4	5	0	6	21	80	110	8	.267

On base pct. .356 • Slugging pct. .327

#41 VAN HOECK, Kyle - 2 games (All games)

Date	Opponent	Pos	AB	R	H	RBI	2B	3B	HR	BB	SB	CS	HBP	SAC	SF	GDP	K	PO	A	E	Avg
Mar 20	vs Ohio	p	0	0	0	0	0	0	0	0	0	0	0	0	0	0	0	0	0	1	.000
Mar 23	LOUISVILLE	p	0	0	0	0	0	0	0	0	0	0	0	0	0	0	0	0	1	0	.000
Totals		0gs	0	0	0	0	0	0	0	0	0	0	0	0	0	0	0	0	1	1	.000

On base pct. .000 • Slugging pct. .000

2016 Purdue Baseball
Individual Game-by-Game for Purdue (as of May 17, 2016)

#41 VAN HOECK, Kyle - 8 appearances (All games)

Date	Opponent	GS	IP	H	R	ER	BB	SO	2B	3B	HR	WP	BK	HBP	IBB	Score	W-L	Sv	ERA	NP
Feb 20	at Kennesaw State		1.0	0	1	1	2	0	0	0	0	0	0	0	0	2-5	0-0	0	9.00	24
Feb 26	at California		1.0	0	0	0	2	1	0	0	0	0	0	0	0	0-10	0-0	0	4.50	24
Feb 28	at California		0.0	2	2	2	0	0	0	0	0	0	0	0	0	5-15	0-0	0	13.50	4
Mar 12	at Kansas		1.0	1	2	2	0	0	0	0	0	0	0	1	0	1-8	0-0	0	15.00	8
Mar 20	vs Ohio		1.2	1	2	2	3	2	1	0	0	0	0	0	0	2-9	0-0	0	13.50	43
Mar 23	LOUISVILLE		1.1	3	4	4	1	0	1	0	0	0	0	1	0	4-9	0-0	0	16.50	33
Apr 02	at Penn State-1		0.0	0	0	0	1	0	0	0	0	1	0	0	0	2-7	0-0	0	16.50	5
Apr 15	MICHIGAN STATE		0.1	4	5	5	1	0	1	1	0	0	0	0	0	0-11	0-0	0	22.74	25
Totals		0	6.1	11	16	16	10	3	3	1	0	1	0	2	0	16-74	0-0	0	22.74	-

#14 WOOD, Kyle - 50 games (All games)

Date	Opponent	Pos	AB	R	H	RBI	2B	3B	HR	BB	SB	CS	HBP	SAC	SF	GDP	K	PO	A	E	Avg
Feb 19	at Georgia Tech	*1b	3	0	1	0	0	0	0	1	0	0	0	0	0	1	1	11	0	0	.333
Feb 20	at Kennesaw State	*1b	4	0	1	0	1	0	0	0	0	0	0	0	0	0	2	7	2	0	.286
Feb 21	at Georgia State	*1b	4	0	1	0	0	0	0	0	0	0	1	0	0	0	2	15	0	1	.273
Feb 26	at California	*1b	4	0	0	0	0	0	0	0	0	0	0	0	0	0	1	8	0	0	.200
Feb 27	at California	*1b	4	0	0	0	0	0	0	0	0	0	0	0	0	1	3	5	2	0	.158
Feb 28	at California	*1b	2	0	0	0	0	0	0	1	0	0	0	0	0	0	1	10	0	0	.143
Mar 04	at East Tennessee Stat	*1b	4	0	0	0	0	0	0	0	0	0	0	0	0	0	2	11	0	0	.120
Mar 05	at East Tennessee Stat	*1b	5	2	2	2	0	0	1	0	0	0	0	0	0	1	0	6	1	0	.167
Mar 05	at East Tennessee Stat	*1b	3	2	2	3	0	0	2	2	1	0	0	0	0	0	1	6	0	0	.212
Mar 06	at East Tennessee Stat	*1b	3	1	1	0	1	0	0	1	0	0	0	0	0	0	1	10	1	0	.222
Mar 11	vs Saint Louis	*1b	4	0	1	0	1	0	0	0	0	0	0	0	0	0	2	10	0	0	.225
Mar 12	vs North Dakota	*1b	4	0	0	0	0	0	0	0	0	0	0	0	0	1	1	11	1	1	.205
Mar 12	at Kansas	*1b	3	1	1	1	0	0	1	1	0	0	0	0	0	0	0	7	1	0	.213
Mar 18	vs Ohio	*1b	4	1	3	1	1	0	0	1	0	0	0	0	0	0	0	9	0	0	.255
Mar 19	vs Ohio	*1b	6	1	1	1	0	0	1	0	0	0	1	0	0	0	2	22	1	0	.246
Mar 20	vs Ohio	*1b	4	1	1	1	0	0	1	0	0	0	0	0	0	0	2	6	0	0	.246
Mar 22	at Ball State	*1b	4	1	2	3	0	0	1	0	0	0	1	0	0	0	1	9	0	0	.262
Mar 23	LOUISVILLE	*1b	3	1	1	4	0	0	1	1	0	0	0	0	0	0	1	6	0	0	.265
Mar 25	NEBRASKA	*1b	4	0	1	3	1	0	0	1	0	0	0	0	0	0	1	8	0	0	.264
Mar 26	NEBRASKA	*1b	3	1	2	0	1	0	0	0	0	0	1	0	0	0	0	7	0	0	.280
Mar 27	NEBRASKA	*1b	5	2	2	4	0	1	1	0	0	0	0	0	0	0	0	13	1	0	.287
Apr 01	at Penn State	*1b	3	1	3	0	2	0	0	1	0	1	0	0	0	0	0	7	1	0	.313
Apr 02	at Penn State-1	*1b	2	1	0	0	0	0	0	2	0	0	0	0	0	0	0	8	1	0	.306
Apr 02	at Penn State-2	*1b	6	1	0	1	0	0	0	0	0	0	0	0	0	0	2	12	1	0	.286
Apr 05	at Indiana State	*1b	3	0	0	0	0	0	0	0	0	0	1	0	0	0	1	7	0	0	.277
Apr 08	at Indiana	*1b	5	2	2	3	0	0	1	0	0	0	0	0	0	0	0	11	0	0	.283
Apr 09	at Indiana	*1b	3	0	0	0	0	0	0	1	0	0	0	0	0	0	2	8	0	0	.275
Apr 10	at Indiana	*1b	5	0	1	1	0	0	0	0	0	0	0	0	0	1	1	10	0	0	.271
Apr 12	EASTERN MICHIGAN	*1b	4	0	0	0	0	0	0	1	0	0	0	0	0	0	2	7	2	1	.261
Apr 15	MICHIGAN STATE	*1b	2	0	1	0	0	0	0	0	0	0	2	0	0	0	0	11	0	0	.265
Apr 16	MICHIGAN STATE	*1b	5	0	0	0	0	0	0	0	0	0	0	0	0	0	2	11	0	0	.254
Apr 17	MICHIGAN STATE	*1b	3	1	2	0	0	0	0	1	0	0	1	0	0	0	1	6	2	0	.264
Apr 19	BALL STATE	*1b	1	0	0	1	0	0	0	1	0	0	2	0	0	0	0	6	0	0	.262
Apr 20	INDIANA STATE	*1b	3	0	1	0	1	0	0	1	0	0	0	0	0	1	0	9	0	0	.264
Apr 22	at Maryland	*1b	2	0	1	0	1	0	0	1	0	0	2	0	0	0	0	11	0	0	.268
Apr 23	at Maryland	*1b	3	0	2	0	0	0	0	1	0	0	0	0	0	0	1	10	0	0	.277
Apr 24	at Maryland	*1b	4	0	0	0	0	0	0	0	0	0	0	0	0	0	2	10	1	0	.269
Apr 26	at Illinois State	*1b	3	0	0	0	0	0	0	1	0	0	0	0	0	1	0	5	0	0	.263
Apr 29	OHIO STATE-1	*1b	2	0	0	0	0	0	0	1	0	0	1	0	0	0	0	14	0	0	.259
Apr 29	OHIO STATE-2	*1b	4	0	1	0	0	0	0	0	0	0	0	0	0	0	1	9	0	0	.259
May 01	OHIO STATE	*1b	2	0	1	0	0	0	0	1	1	0	1	0	0	0	0	1	0	0	.262
May 06	at Northwestern	*1b	3	2	2	1	0	0	1	1	0	0	0	0	0	0	1	11	0	0	.270
May 07	at Northwestern	*1b	4	0	1	1	1	0	0	1	0	0	0	0	0	0	1	9	1	0	.270
May 08	at Northwestern	*1b	2	0	1	0	0	0	0	2	0	0	0	0	0	0	0	11	1	0	.273
May 10	IPFW	*1b	3	1	0	0	0	0	0	1	0	0	1	0	0	0	1	10	0	0	.268
May 11	at Valparaiso	*1b	4	2	1	0	0	0	0	1	0	0	0	0	0	0	0	9	1	0	.267
May 13	MINNESOTA	*1b	4	0	2	0	0	0	0	0	0	0	1	0	0	0	1	11	1	0	.273
May 14	MINNESOTA	*1b	5	0	2	1	0	0	0	0	0	0	0	0	0	0	3	7	0	0	.276
May 15	MINNESOTA	*1b	4	0	1	0	0	0	0	0	0	0	0	0	0	0	1	9	0	0	.276
May 17	vs IPFW	*1b	3	1	1	1	0	0	0	2	0	0	0	0	0	0	0	8	0	0	.277
Totals		50gs	177	26	49	33	11	1	11	30	2	1	16	0	0	7	47	455	22	3	.277

On base pct. .426 • Slugging pct. .537

2016 Purdue Baseball
Individual Game-by-Game for Purdue (as of May 17, 2016)

#28 WOODCOCK, Robb - 9 appearances (All games)

Date	Opponent	GS	IP	H	R	ER	BB	SO	2B	3B	HR	WP	BK	HBP	IBB	Score	W-L	Sv	ERA	NP
Feb 20	at Kennesaw State		0.1	0	0	0	0	0	0	0	0	0	0	0	0	2-5	0-0	0	0.00	1
Feb 26	at California		1.0	0	0	0	1	0	0	0	0	0	0	0	0	0-10	0-0	0	0.00	17
Mar 06	at East Tennessee Stat		0.0	1	1	1	0	0	0	0	0	0	0	1	0	2-8	0-0	0	6.75	8
Mar 12	at Kansas		1.2	0	0	0	2	1	0	0	0	0	0	0	0	1-8	0-0	0	3.00	36
Mar 20	vs Ohio		0.0	0	0	0	2	0	0	0	0	0	0	0	0	2-9	0-0	0	3.00	12
Mar 27	NEBRASKA		0.1	0	0	0	0	0	0	0	0	0	0	0	0	8-9	0-0	0	2.70	5
Apr 08	at Indiana		0.0	0	0	0	1	0	0	0	0	0	0	0	0	9-10	0-0	0	2.70	6
Apr 20	INDIANA STATE		0.1	1	2	2	1	1	0	0	0	0	0	0	0	4-22	0-0	0	7.36	19
May 17	vs IPFW		1.0	1	0	0	0	2	0	0	0	0	0	0	0	5-6	0-0	0	5.79	23
Totals		0	4.2	3	3	3	7	4	0	0	0	0	0	1	0	33-87	0-0	0	5.79	-



Purdue Baseball Career Statistics Individual Career History



ANDREWS, Tanner

Year	avg	gp-gs	ab	r	h	2b	3b	hr	rbi	tb	slg%	bb	hbp	so	gdp	ob%	sf	sh	sb-att	po	a	e	fld%
2015	.000	0-0	0	0	0	0	0	0	0	0	.000	0	0	0	0	.000	0	0	0-0	0	3	0	1.000
2016	.000	0-0	0	0	0	0	0	0	0	0	.000	0	0	0	0	.000	0	0	0-0	4	14	1	.947
TOTAL	.000	0-0	0	0	0	0	0	0	0	0	.000	0	0	0	0	.000	0	0	0-0	4	17	1	.955

Year	era	w-l	app	gs	cq	sho	sv	ip	h	r	er	bb	so	2b	3b	hr	bf	bavg	wp	hbp	bk	sfa	sha
2015	5.06	0-0	7	0	0	0/0	0	10.2	12	7	6	8	7	1	0	0	52	.279	0	0	0	1	0
2016	3.82	1-6	19	7	0	0/0	0	61.1	57	35	26	28	38	13	1	5	278	.239	11	6	0	1	5
TOTAL	4.00	1-6	26	7	0	0/0	0	72.0	69	42	32	36	45	14	1	5	330	.246	11	6	0	2	5

SINGLE-GAME HIGHS [all-time ranking]:

Innings pitched: 7.0, at Penn State, Apr 02, 2016; at East Tennessee State, Mar 04, 2016

Walks allowed: 5 [1-2nd], vs Ohio, Mar 18, 2016

Strikeouts: 6, Minnesota, May 13, 2016

Batters faced: 30, at East Tennessee State, Mar 04, 2016

Field chances: 3, at Penn State, Apr 02, 2016; at Northwestern, May 07, 2016; Minnesota, May 13, 2016

Putouts: 1, 4 times

Assists: 2, 5 times

Runners CS: 1, at Maryland, Apr 24, 2016; Minnesota, May 13, 2016

BRYANT, Shane

Year	avg	gp-gs	ab	r	h	2b	3b	hr	rbi	tb	slg%	bb	hbp	so	gdp	ob%	sf	sh	sb-att	po	a	e	fld%
2015	.000	0-0	0	0	0	0	0	0	0	0	.000	0	0	0	0	.000	0	0	0-0	6	14	2	.909
2016	.000	0-0	0	0	0	0	0	0	0	0	.000	0	0	0	0	.000	0	0	0-0	1	7	1	.889
TOTAL	.000	0-0	0	0	0	0	0	0	0	0	.000	0	0	0	0	.000	0	0	0-0	7	21	3	.903

Year	era	w-l	app	gs	cq	sho	sv	ip	h	r	er	bb	so	2b	3b	hr	bf	bavg	wp	hbp	bk	sfa	sha
2015	4.82	3-3	17	8	0	0/2	0	65.1	85	40	35	19	54	14	1	7	295	.317	2	4	3	2	2
2016	4.89	0-5	13	7	0	0/0	0	53.1	59	34	29	18	43	10	0	1	236	.294	3	7	0	4	6
TOTAL	4.85	3-8	30	15	0	0/2	0	118.2	144	74	64	37	97	24	1	8	531	.307	5	11	3	6	8

SINGLE-GAME HIGHS [all-time ranking]:

Innings pitched: 8.0, Ball State, Apr 22, 2015

Walks allowed: 3, 5 times

Strikeouts: 9, Ball State, Apr 22, 2015; Ohio State, May 01, 2016

Batters faced: 31, Ball State, Apr 22, 2015; at Northwestern, May 08, 2016

Field chances: 5, Iowa, Apr 03, 2015

Putouts: 2, Iowa, Apr 03, 2015; vs Gonzaga, Feb 26, 2015

Assists: 3, Iowa, Apr 03, 2015

Runners CS: 1, 8 times



Purdue Baseball Career Statistics Individual Career History



CARLSON, Brett

Year	avg	gp-gs	ab	r	h	2b	3b	hr	rbi	tb	slg%	bb	hbp	so	gdp	ob%	sf	sh	sb-att	po	a	e	fld%
2015	.235	42-33	119	16	28	4	0	1	19	35	.294	21	3	31	2	.361	1	2	3-4	31	17	4	.923
2016	.276	46-36	134	18	37	12	0	2	17	55	.410	18	1	35	4	.366	0	6	2-4	35	48	15	.847
TOTAL	.257	88-69	253	34	65	16	0	3	36	90	.356	39	4	66	6	.364	1	8	5-8	66	65	19	.873

SINGLE-GAME HIGHS [all-time ranking]:

Hits: 4 [t-5th], Eastern Michigan, Apr 12, 2016

Doubles: 3 [t-1st], at Maryland, Apr 24, 2016

Home runs: 1, IPFW, Apr 15, 2015; Michigan State, Apr 17, 2016; Indiana State, Apr 20, 2016

Total bases: 7, Michigan State, Apr 17, 2016

RBI: 3, at Penn State, Apr 02, 2016; IPFW, Apr 15, 2015; Indiana State, Apr 20, 2016

Runs scored: 2, 4 times

Walks: 3 [t-4th], vs Sam Houston State, Feb 21, 2015; at Arizona State, Feb 27, 2015

Hit by pitch: 1, 4 times

Struck out: 3 [t-6th], Minnesota, May 14, 2016

Sac flies: 1 [t-6th], Penn State, May 14, 2015

Sac bunts: 2 [t-3rd], Ohio State, May 01, 2016

At bats: 6 [t-9th], at Penn State, Apr 02, 2016

Stolen bases: 1, 5 times

Caught stealing: 1 [t-5th], at Western Carolina, Feb 13, 2015; at East Tennessee State, Mar 05, 2016; IPFW, May 10, 2016

Field chances: 8, vs Sam Houston State, Feb 21, 2015; Butler, Mar 28, 2015

Putouts: 7, vs IPFW, May 17, 2016

Assists: 6, vs Sam Houston State, Feb 21, 2015

DALESANDRO, Nick

Year	avg	gp-gs	ab	r	h	2b	3b	hr	rbi	tb	slg%	bb	hbp	so	gdp	ob%	sf	sh	sb-att	po	a	e	fld%
2016	.286	49-48	182	10	52	7	1	0	25	61	.335	15	2	41	6	.342	3	1	2-3	135	29	3	.982
TOTAL	.286	49-48	182	10	52	7	1	0	25	61	.335	15	2	41	6	.342	3	1	2-3	135	29	3	.982

Year	era	w-l	app	gs	cg	sho	sv	ip	h	r	er	bb	so	2b	3b	hr	bf	bavq	wp	hbp	bk	sfa	sha
2016	10.26	0-3	7	4	0	0/0	0	16.2	28	21	19	7	13	6	1	2	87	.364	1	2	1	0	1
TOTAL	10.26	0-3	7	4	0	0/0	0	16.2	28	21	19	7	13	6	1	2	87	.364	1	2	1	0	1

SINGLE-GAME HIGHS [all-time ranking]:

Hits: 3, at East Tennessee State, Mar 05, 2016

Doubles: 1, 7 times

Triples: 1 [t-2nd], at Northwestern, May 06, 2016

Total bases: 4, at East Tennessee State, Mar 05, 2016; at Northwestern, May 06, 2016

RBI: 2, 7 times

Runs scored: 2, at Penn State, Apr 02, 2016; at Valparaiso, May 11, 2016

Walks: 2, Michigan State, Apr 16, 2016; Indiana State, Apr 20, 2016

Hit by pitch: 1, at Indiana, Apr 09, 2016; Nebraska, Mar 27, 2016

Struck out: 3 [t-6th], 4 times

Sac flies: 1 [t-6th], at Penn State, Apr 02, 2016; at Indiana State, Apr 05, 2016; vs Ohio, Mar 18, 2016

Sac bunts: 1, Michigan State, Apr 17, 2016

At bats: 7 [t-1st], vs Ohio, Mar 19, 2016

Stolen bases: 1, at East Tennessee State, Mar 05, 2016; at Northwestern, May 07, 2016

Caught stealing: 1 [t-5th], at California, Feb 26, 2016

Innings pitched: 5.1, at California, Feb 27, 2016

Walks allowed: 3, at Kansas, Mar 12, 2016

Strikeouts: 5, at Kennesaw State, Feb 20, 2016

Batters faced: 22, at California, Feb 27, 2016

Field chances: 11, Eastern Michigan, Apr 12, 2016

Putouts: 9, at Indiana, Apr 10, 2016

Assists: 4, Eastern Michigan, Apr 12, 2016; Nebraska, Mar 26, 2016

Runners CS: 3 [t-1st], Nebraska, Mar 26, 2016



Purdue Baseball Career Statistics Individual Career History



DOWNS, Gavin

Year	avg	gp-gs	ab	r	h	2b	3b	hr	rbi	tb	slg%	bb	hbp	so	gdp	ob%	sf	sh	sb-att	po	a	e	fld%
2013	.000	0-0	0	0	0	0	0	0	0	0	.000	0	0	0	0	.000	0	0	0-0	0	3	0	1.000
2014	.000	0-0	0	0	0	0	0	0	0	0	.000	0	0	0	0	.000	0	0	0-0	5	20	1	.962
2015	.000	1-1	0	0	0	0	0	0	0	0	.000	0	0	0	0	.000	0	0	0-0	3	17	1	.952
2016	.000	1-0	0	0	0	0	0	0	0	0	.000	0	0	0	0	.000	0	0	0-0	1	17	0	1.000
TOTAL	.000	2-1	0	0	0	0	0	0	0	0	.000	0	0	0	0	.000	0	0	0-0	9	57	2	.971

Year	era	w-l	app	gs	cq	sho	sv	ip	h	r	er	bb	so	2b	3b	hr	bf	bavq	wp	hbp	bk	sfa	sha
2013	5.06	1-1	5	3	0	0/1	0	16.0	18	10	9	6	11	3	0	1	69	.300	0	1	0	1	1
2014	4.26	3-6	15	12	1	0/0	0	74.0	81	43	35	20	27	13	1	1	325	.287	1	11	1	3	9
2015	6.60	5-4	23	11	0	0/0	0	61.1	72	50	45	20	34	11	0	7	282	.288	3	8	0	2	2
2016	5.83	1-5	16	8	0	0/0	0	54.0	69	40	35	18	20	12	2	7	252	.314	4	6	0	4	4
TOTAL	5.44	10-16	59	34	1	0/1	0	205.1	240	143	124	64	92	39	3	16	928	.296	8	26	1	10	16

SINGLE-GAME HIGHS [all-time ranking]:

Innings pitched: 9.0 [t-2nd], Ohio State, Apr 26, 2014

Walks allowed: 4, at Ball State, Mar 25, 2015

Strikeouts: 5, Illinois-Chicago, Apr 24, 2013; at LSU, Mar 08, 2014

Batters faced: 32, at Maryland, Apr 22, 2016; Maryland, Apr 26, 2015

Field chances: 6, Ohio State, Apr 26, 2014

Putouts: 2, Ohio State, Apr 26, 2014

Assists: 4, Michigan State, Apr 15, 2016; Ohio State, Apr 26, 2014; Ohio State, Apr 29, 2016

Runners CS: 1, 9 times

DRESSLER, Adam

Year	avg	gp-gs	ab	r	h	2b	3b	hr	rbi	tb	slg%	bb	hbp	so	gdp	ob%	sf	sh	sb-att	po	a	e	fld%
2014	.000	0-0	0	0	0	0	0	0	0	0	.000	0	0	0	0	.000	0	0	0-0	0	4	0	1.000
2016	.000	0-0	0	0	0	0	0	0	0	0	.000	0	0	0	0	.000	0	0	0-0	0	3	0	1.000
TOTAL	.000	0-0	0	0	0	0	0	0	0	0	.000	0	0	0	0	.000	0	0	0-0	0	7	0	1.000

Year	era	w-l	app	gs	cq	sho	sv	ip	h	r	er	bb	so	2b	3b	hr	bf	bavq	wp	hbp	bk	sfa	sha
2014	5.52	2-2	14	4	0	0/0	0	29.1	41	24	18	11	15	7	1	3	140	.331	4	4	0	0	1
2015	8.10	0-0	2	0	0	0/0	0	3.1	5	3	3	1	2	1	1	0	15	.357	0	0	0	0	0
2016	10.80	0-2	7	1	0	0/0	0	11.2	17	14	14	6	4	4	1	1	58	.340	2	1	0	1	0
TOTAL	7.11	2-4	23	5	0	0/0	0	44.1	63	41	35	18	21	12	3	4	213	.335	6	5	0	1	1

SINGLE-GAME HIGHS [all-time ranking]:

Innings pitched: 5.2, at Butler, Mar 19, 2014

Walks allowed: 3, at Valparaiso, May 11, 2016

Strikeouts: 4, Butler, Apr 15, 2014

Batters faced: 22, at Butler, Mar 19, 2014

Field chances: 2, at Butler, Mar 19, 2014; vs IPFW, May 17, 2016

Assists: 2, at Butler, Mar 19, 2014; vs IPFW, May 17, 2016

Runners CS: 1, Butler, Apr 15, 2014; at Ball State, Mar 22, 2016



Purdue Baseball Career Statistics Individual Career History



FRAWLEY, Matt

Year	avg	gp-gs	ab	r	h	2b	3b	hr	rbi	tb	slg%	bb	hbp	so	gdp	ob%	sf	sh	sb-att	po	a	e	fld%
2014	.000	0-0	0	0	0	0	0	0	0	0	.000	0	0	0	0	.000	0	0	0-0	0	2	0	1.000
2015	.000	0-0	0	0	0	0	0	0	0	0	.000	0	0	0	0	.000	0	0	0-0	3	5	0	1.000
2016	.000	1-1	0	0	0	0	0	0	0	0	.000	0	0	0	0	.000	0	0	0-0	2	7	2	.818
TOTAL	.000	1-1	0	0	0	0	0	0	0	0	.000	0	0	0	0	.000	0	0	0-0	5	14	2	.905

Year	era	w-l	app	gs	cq	sho	sv	ip	h	r	er	bb	so	2b	3b	hr	bf	bavg	wp	hbp	bk	sfa	sha
2014	11.40	1-0	13	0	0	0/0	0	15.0	25	22	19	10	11	8	0	0	84	.362	2	5	1	0	0
2015	4.55	1-9	14	12	0	0/0	2	55.1	59	40	28	23	33	8	5	2	256	.276	2	11	0	4	4
2016	3.14	1-5	13	8	0	0/1	1	66.0	63	35	23	26	50	12	0	2	291	.251	5	7	2	2	5
TOTAL	4.62	3-14	40	20	0	0/1	3	136.1	147	97	70	59	94	28	5	4	631	.275	9	23	3	6	9

SINGLE-GAME HIGHS [all-time ranking]:

Innings pitched: 7.2, at East Tennessee State, Mar 05, 2016

Walks allowed: 6 [1st], at Penn State, Apr 02, 2016

Strikeouts: 7, at Indiana, Apr 10, 2016

Batters faced: 32, at Maryland, Apr 23, 2016

Field chances: 3, Michigan State, Apr 16, 2016

Putouts: 1, 5 times

Assists: 2, at Michigan, Apr 18, 2015; at Maryland, Apr 23, 2016; Rutgers, Mar 22, 2015

Runners CS: 2 [t-6th], Nebraska, Mar 26, 2016

GHISELLI, Brian

Year	avg	gp-gs	ab	r	h	2b	3b	hr	rbi	tb	slg%	bb	hbp	so	gdp	ob%	sf	sh	sb-att	po	a	e	fld%
2015	.000	0-0	0	0	0	0	0	0	0	0	.000	0	0	0	0	.000	0	0	0-0	2	2	0	1.000
2016	.000	0-0	0	0	0	0	0	0	0	0	.000	0	0	0	0	.000	0	0	0-0	1	4	0	1.000
TOTAL	.000	0-0	0	0	0	0	0	0	0	0	.000	0	0	0	0	.000	0	0	0-0	3	6	0	1.000

Year	era	w-l	app	gs	cq	sho	sv	ip	h	r	er	bb	so	2b	3b	hr	bf	bavg	wp	hbp	bk	sfa	sha
2015	9.88	0-1	10	2	0	0/0	0	13.2	17	15	15	10	7	6	0	1	73	.293	6	5	0	0	0
2016	4.14	0-2	18	1	0	0/0	0	41.1	45	20	19	13	28	7	1	2	173	.294	1	3	0	2	2
TOTAL	5.56	0-3	28	3	0	0/0	0	55.0	62	35	34	23	35	13	1	3	246	.294	7	8	0	2	2

SINGLE-GAME HIGHS [all-time ranking]:

Innings pitched: 5.0, Eastern Michigan, Apr 12, 2016; at Northwestern, May 06, 2016

Walks allowed: 2, 7 times

Strikeouts: 4, at Northwestern, May 06, 2016; vs IPFW, May 17, 2016

Batters faced: 21, Eastern Michigan, Apr 12, 2016

Field chances: 3, Eastern Michigan, Apr 12, 2016

Putouts: 1, Eastern Michigan, Apr 12, 2016; Indiana State, Apr 21, 2015; Illinois State, Apr 28, 2015

Assists: 2, Eastern Michigan, Apr 12, 2016

Runners CS: 1, 4 times



Purdue Baseball Career Statistics Individual Career History



GRANT, Hayden

Year	avg	gp-gs	ab	r	h	2b	3b	hr	rbi	tb	slg%	bb	hbp	so	gdp	ob%	sf	sh	sb-att	po	a	e	fld%
2014	.150	13-4	20	1	3	2	0	0	0	5	.250	2	1	7	1	.261	0	0	0-1	11	12	1	.958
2015	.375	8-1	8	1	3	1	0	0	1	4	.500	1	0	0	0	.444	0	0	0-0	0	0	0	.000
2016	.000	13-0	9	3	0	0	0	0	0	0	.000	1	0	3	0	.100	0	0	0-0	1	2	2	.600
TOTAL	.162	34-5	37	5	6	3	0	0	1	9	.243	4	1	10	1	.262	0	0	0-1	12	14	3	.897

SINGLE-GAME HIGHS [all-time ranking]:

Hits: 1, 6 times

Doubles: 1, Illinois State, Apr 28, 2015; at Southern Illinois, Mar 21, 2014; at Southern Illinois, Mar 22, 2014

Total bases: 2, Illinois State, Apr 28, 2015; at Southern Illinois, Mar 21, 2014; at Southern Illinois, Mar 22, 2014

RBI: 1, Illinois State, Apr 28, 2015

Runs scored: 1, 5 times

Walks: 1, 4 times

Hit by pitch: 1, at San Diego State, Mar 16, 2014

Struck out: 2, at Southern Illinois, Mar 21, 2014; at Southern Illinois, Mar 22, 2014

At bats: 5, at Southern Illinois, Mar 22, 2014

Caught stealing: 1 [t-5th], at Southern Illinois, Mar 22, 2014

Field chances: 8, at Southern Illinois, Mar 22, 2014

Putouts: 3, at Southern Illinois, Mar 22, 2014

Assists: 5, at Southern Illinois, Mar 22, 2014

GUBSER, Justin

Year	avg	gp-gs	ab	r	h	2b	3b	hr	rbi	tb	slg%	bb	hbp	so	gdp	ob%	sf	sh	sb-att	po	a	e	fld%
2015	.138	30-18	65	4	9	3	0	2	5	18	.277	7	1	19	2	.227	2	1	0-0	66	7	1	.986
2016	.190	22-9	42	3	8	1	0	0	4	9	.214	2	1	24	0	.244	0	0	0-0	1	0	0	1.000
TOTAL	.159	52-27	107	7	17	4	0	2	9	27	.252	9	2	43	2	.233	2	1	0-0	67	7	1	.987

SINGLE-GAME HIGHS [all-time ranking]:

Hits: 2, at Western Carolina, Feb 14, 2015; at Oklahoma, Mar 08, 2015

Doubles: 1, 4 times

Home runs: 1, at Western Carolina, Feb 14, 2015; at Michigan State, May 02, 2015

Total bases: 4, at Western Carolina, Feb 14, 2015; at Michigan State, May 02, 2015

RBI: 3, Ball State, Apr 19, 2016

Runs scored: 1, 7 times

Walks: 2, at Ball State, Mar 25, 2015

Hit by pitch: 1, at Penn State, Apr 02, 2016; at Michigan State, May 03, 2015

Struck out: 3 [t-6th], at Indiana, Apr 10, 2016; Indiana State, Apr 20, 2016; Minnesota, May 14, 2016

Sac flies: 1 [t-6th], at Western Carolina, Feb 14, 2015; at Michigan State, May 03, 2015

Sac bunts: 1, at Nebraska, May 11, 2015

At bats: 5, at Oklahoma, Mar 08, 2015

Field chances: 11, vs Sam Houston State, Feb 21, 2015

Putouts: 10, vs Sam Houston State, Feb 21, 2015

Assists: 2, vs Missouri, Feb 22, 2015

Runners CS: 2 [t-6th], vs Missouri, Feb 22, 2015



Purdue Baseball Career Statistics Individual Career History



VAN HOECK, Kyle

Year	avg	gp-gs	ab	r	h	2b	3b	hr	rbi	tb	slg%	bb	hbp	so	gdp	ob%	sf	sh	sb-att	po	a	e	fld%
2015	.000	0-0	0	0	0	0	0	0	0	0	.000	0	0	0	0	.000	0	0	0-0	0	3	2	.600
2016	.000	0-0	0	0	0	0	0	0	0	0	.000	0	0	0	0	.000	0	0	0-0	0	1	1	.500
TOTAL	.000	0-0	0	0	0	0	0	0	0	0	.000	0	0	0	0	.000	0	0	0-0	0	4	3	.571

Year	era	w-l	app	gs	cq	sho	sv	ip	h	r	er	bb	so	2b	3b	hr	bf	bavg	wp	hbp	bk	sfa	sha
2015	6.26	0-0	17	0	0	0/1	1	27.1	31	25	19	11	13	5	1	1	129	.287	4	5	1	1	4
2016	22.74	0-0	8	0	0	0/0	0	6.1	11	16	16	10	3	3	1	0	43	.393	1	2	0	1	2
TOTAL	9.36	0-0	25	0	0	0/1	1	33.2	42	41	35	21	16	8	2	1	172	.309	5	7	1	2	6

SINGLE-GAME HIGHS [all-time ranking]:

Innings pitched: 3.1, at Arizona State, Feb 27, 2015

Walks allowed: 3, at Indiana State, Apr 07, 2015; vs Ohio, Mar 20, 2016

Strikeouts: 3, at Arizona State, Feb 27, 2015

Batters faced: 17, at Indiana State, Apr 07, 2015; at Arizona State, Feb 27, 2015

Field chances: 2, Maryland, Apr 24, 2015

Assists: 1, 4 times

JEWELL, James

Year	avg	gp-gs	ab	r	h	2b	3b	hr	rbi	tb	slg%	bb	hbp	so	gdp	ob%	sf	sh	sb-att	po	a	e	fld%
2015	.263	15-11	38	4	10	1	0	0	6	11	.289	2	1	8	1	.317	0	2	0-0	43	2	1	.978
2016	.224	28-19	67	7	15	4	0	2	5	25	.373	4	1	12	4	.278	0	6	2-3	115	20	0	1.000
TOTAL	.238	43-30	105	11	25	5	0	2	11	36	.343	6	2	20	5	.292	0	8	2-3	158	22	1	.994

SINGLE-GAME HIGHS [all-time ranking]:

Hits: 3, at Maryland, Apr 22, 2016

Doubles: 1, 5 times

Home runs: 1, Michigan State, Apr 17, 2016; at Maryland, Apr 22, 2016

Total bases: 7, at Maryland, Apr 22, 2016

RBI: 2, IPFW, Apr 15, 2015; at Maryland, Apr 22, 2016; vs Northern Illinois, Mar 15, 2015

Runs scored: 2, at Maryland, Apr 22, 2016; vs Northern Illinois, Mar 15, 2015

Walks: 2, at Northwestern, May 07, 2016

Hit by pitch: 1, Illinois State, Apr 28, 2015; Ohio State, May 01, 2016

Struck out: 2, 4 times

Sac bunts: 2 [t-3rd], vs Northern Illinois, Mar 15, 2015

At bats: 4, 11 times

Stolen bases: 1, Ohio State, Apr 29, 2016; at East Tennessee State, Mar 06, 2016

Caught stealing: 1 [t-5th], at Northwestern, May 07, 2016

Field chances: 17 [t-3rd], Ohio State, May 01, 2016

Putouts: 15 [t-6th], Ohio State, May 01, 2016

Assists: 5, at Maryland, Apr 23, 2016

Runners CS: 2 [t-6th], Ohio State, May 01, 2016; at Northwestern, May 06, 2016



Purdue Baseball Career Statistics Individual Career History



JOHNSON, Kyle

Year	avg	gp-gs	ab	r	h	2b	3b	hr	rbi	tb	slg%	bb	hbp	so	gdp	ob%	sf	sh	sb-att	po	a	e	fld%
2013	.266	46-42	154	31	41	9	0	2	25	56	.364	18	3	36	3	.350	2	1	3-4	109	5	2	.983
2014	.224	46-46	170	18	38	5	1	2	18	51	.300	19	2	38	1	.307	1	1	4-5	126	4	1	.992
2015	.286	53-53	185	30	53	11	2	6	34	86	.465	31	5	55	3	.399	2	2	5-6	126	6	4	.971
2016	.317	49-49	199	33	63	11	2	6	29	96	.482	19	4	57	1	.387	0	2	5-8	138	4	3	.979
TOTAL	.275	194-190	708	112	195	36	5	16	106	289	.408	87	14	186	8	.364	5	6	17-23	499	19	10	.981

Year	era	w-l	app	gs	cq	sho	sv	ip	h	r	er	bb	so	2b	3b	hr	bf	bavg	wp	hbp	bk	sfa	sha
2013	22.09	0-0	7	0	0	0/1	0	3.2	9	9	9	6	4	3	1	0	26	.450	1	0	0	0	0
2014	0.00	0-0	2	0	0	0/0	0	1.2	2	0	0	1	2	0	0	0	8	.333	0	1	0	0	0
TOTAL	15.19	0-0	9	0	0	0/1	0	5.1	11	9	9	7	6	3	1	0	34	.423	1	1	0	0	0

SINGLE-GAME HIGHS [all-time ranking]:

Hits: 4 [t-5th], at East Tennessee State, Mar 05, 2016; Minnesota, May 14, 2016

Doubles: 2 [t-5th], at Penn State, Apr 02, 2016; vs Northern Illinois, Mar 15, 2015; at Michigan, May 10, 2013

Triples: 1 [t-2nd], 5 times

Home runs: 2 [t-2nd], at East Tennessee State, Mar 05, 2016

Total bases: 10 [t-4th], at East Tennessee State, Mar 05, 2016

RBI: 6 [t-3rd], at East Tennessee State, Mar 05, 2016

Runs scored: 4 [t-3rd], at East Tennessee State, Mar 05, 2016

Walks: 4 [t-2nd], IPFW, Apr 01, 2015

Hit by pitch: 1, 14 times

Struck out: 4 [t-1st], at Arizona State, Feb 27, 2015

Sac flies: 1 [t-6th], 5 times

Sac bunts: 1, 6 times

At bats: 7 [t-1st], vs Ohio, Mar 19, 2016

Stolen bases: 2 [t-7th], Penn State, Apr 05, 2014; Illinois-Chicago, Apr 23, 2014; vs IPFW, May 17, 2016

Caught stealing: 1 [t-5th], 6 times

Innings pitched: 1.1, IPFW, Mar 26, 2014

Walks allowed: 2, vs Samford, Feb 24, 2013; Eastern Michigan, May 14, 2013

Strikeouts: 2, IPFW, Mar 26, 2014; Eastern Michigan, May 14, 2013

Batters faced: 10, Eastern Michigan, May 14, 2013

Field chances: 9, at Samford, Mar 02, 2013

Putouts: 9, at Samford, Mar 02, 2013

Assists: 1, 19 times

KALINA, Stephen

Year	avg	gp-gs	ab	r	h	2b	3b	hr	rbi	tb	slg%	bb	hbp	so	gdp	ob%	sf	sh	sb-att	po	a	e	fld%
2016	.125	17-5	24	3	3	0	0	0	1	3	.125	2	0	5	2	.192	0	0	2-2	7	8	1	.938
TOTAL	.125	17-5	24	3	3	0	0	0	1	3	.125	2	0	5	2	.192	0	0	2-2	7	8	1	.938

SINGLE-GAME HIGHS [all-time ranking]:

Hits: 1, at East Tennessee State, Mar 05, 2016; at Northwestern, May 08, 2016; IPFW, May 10, 2016

Total bases: 1, at East Tennessee State, Mar 05, 2016; at Northwestern, May 08, 2016; IPFW, May 10, 2016

RBI: 1, at East Tennessee State, Mar 05, 2016

Runs scored: 1, Nebraska, Mar 26, 2016; IPFW, May 10, 2016; at Valparaiso, May 11, 2016

Walks: 1, IPFW, May 10, 2016; at Valparaiso, May 11, 2016

Struck out: 2, vs Ohio, Mar 18, 2016

At bats: 5, vs Ohio, Mar 18, 2016

Stolen bases: 1, at Northwestern, May 08, 2016; IPFW, May 10, 2016

Field chances: 11, IPFW, May 10, 2016

Putouts: 4, IPFW, May 10, 2016

Assists: 7, IPFW, May 10, 2016



Purdue Baseball Career Statistics Individual Career History



KENNEDY, Evan

Year	avg	gp-gs	ab	r	h	2b	3b	hr	rbi	tb	slg%	bb	hbp	so	gdp	ob%	sf	sh	sb-att	po	a	e	fld%
2015	.229	18-7	35	1	8	0	0	0	5	8	.229	2	0	9	2	.256	2	0	0-0	1	0	0	1.000
2016	.000	8-1	9	0	0	0	0	0	0	0	.000	1	0	2	0	.100	0	0	0-0	0	0	0	.000
TOTAL	.182	26-8	44	1	8	0	0	0	5	8	.182	3	0	11	2	.224	2	0	0-0	1	0	0	1.000

SINGLE-GAME HIGHS [all-time ranking]:

Hits: 3, vs Northern Illinois, Mar 14, 2015

Total bases: 3, vs Northern Illinois, Mar 14, 2015

RBI: 3, vs Northern Illinois, Mar 14, 2015

Runs scored: 1, Rutgers, Mar 20, 2015

Walks: 1, at A&M-Corpus Christi, Feb 20, 2015; at Oklahoma, Mar 07, 2015; vs IPFW, May 17, 2016

Struck out: 3 [t-6th], vs Sam Houston State, Feb 21, 2015

Sac flies: 1 [t-6th], at Western Carolina, Feb 13, 2015; vs Gonzaga, Feb 26, 2015

At bats: 5, vs Sam Houston State, Feb 21, 2015; vs Northern Illinois, Mar 14, 2015

Field chances: 1, IPFW, Apr 15, 2015

Putouts: 1, IPFW, Apr 15, 2015

KENNEY, Patrick

Year	avg	gp-gs	ab	r	h	2b	3b	hr	rbi	tb	slg%	bb	hbp	so	gdp	ob%	sf	sh	sb-att	po	a	e	fld%
2013	.000	0-0	0	0	0	0	0	0	0	0	.000	0	0	0	0	.000	0	0	0-0	2	1	0	1.000
2014	.000	2-0	1	0	0	0	0	0	0	0	.000	0	0	1	0	.000	0	0	0-0	0	1	0	1.000
TOTAL	.000	2-0	1	0	0	0	0	0	0	0	.000	0	0	1	0	.000	0	0	0-0	2	2	0	1.000

Year	era	w-l	app	gs	cq	sho	sv	ip	h	r	er	bb	so	2b	3b	hr	bf	bavq	wp	hbp	bk	sfa	sha
2013	9.49	0-0	14	0	0	0/0	3	12.1	12	14	13	18	9	0	0	1	66	.273	7	2	1	2	0
2014	9.00	0-0	11	1	0	0/0	1	11.0	14	11	11	13	4	2	0	0	59	.350	6	4	1	1	1
2016	81.00	0-0	1	0	0	0/0	0	0.1	2	3	3	1	0	0	0	2	4	.667	0	0	0	0	0
TOTAL	10.27	0-0	26	1	0	0/0	4	23.2	28	28	27	32	13	2	0	3	129	.322	13	6	2	3	1

SINGLE-GAME HIGHS [all-time ranking]:

Struck out: 1, Ohio State, Apr 27, 2014

At bats: 1, Ohio State, Apr 27, 2014

Innings pitched: 2.1, at Evansville, Mar 15, 2013

Walks allowed: 3, Nebraska, Apr 21, 2013; at Tennessee, Feb 17, 2014; Eastern Michigan, May 14, 2013

Strikeouts: 2, 4 times

Batters faced: 10, Northwestern, Apr 07, 2013

Field chances: 1, 4 times

Putouts: 1, Nebraska, Apr 20, 2013; at Mississippi State, Feb 22, 2013

Assists: 1, vs Connecticut, Feb 15, 2013; at Southern Illinois, Mar 22, 2014

Runners CS: 1, Northwestern, Apr 07, 2013; at Michigan State, Apr 12, 2014; at Evansville, Mar 15, 2013



Purdue Baseball Career Statistics Individual Career History



KORNACKER, Mike

Year	avg	gp-gs	ab	r	h	2b	3b	hr	rbi	tb	slg%	bb	hbp	so	gdp	ob%	sf	sh	sb-att	po	a	e	fld%
2015	.000	1-1	0	0	0	0	0	0	0	0	.000	0	0	0	0	.000	0	0	0-0	0	4	0	1.000
2016	.100	11-3	20	2	2	0	0	0	1	2	.100	1	0	7	1	.143	0	0	0-0	3	9	0	1.000
TOTAL	.100	12-4	20	2	2	0	0	0	1	2	.100	1	0	7	1	.143	0	0	0-0	3	13	0	1.000

Year	era	w-l	app	gs	cq	sho	sv	ip	h	r	er	bb	so	2b	3b	hr	bf	bavg	wp	hbp	bk	sfa	sha
2015	3.00	1-2	6	6	0	0/0	0	27.0	29	9	9	13	10	3	1	1	118	.284	3	1	1	0	2
TOTAL	3.00	1-2	6	6	0	0/0	0	27.0	29	9	9	13	10	3	1	1	118	.284	3	1	1	0	2

SINGLE-GAME HIGHS [all-time ranking]:

Hits: 1, at Georgia State, Feb 21, 2016; vs Ohio, Mar 19, 2016

Total bases: 1, at Georgia State, Feb 21, 2016; vs Ohio, Mar 19, 2016

RBI: 1, at California, Feb 28, 2016

Runs scored: 2, at Georgia State, Feb 21, 2016

Walks: 1, at Kennesaw State, Feb 20, 2016

Struck out: 2, at Georgia Tech, Feb 19, 2016; vs Ohio, Mar 19, 2016

At bats: 5, vs Ohio, Mar 19, 2016

Innings pitched: 6.0, vs Northern Illinois, Mar 14, 2015

Walks allowed: 4, Rutgers, Mar 20, 2015

Strikeouts: 4, vs Northern Illinois, Mar 14, 2015

Batters faced: 25, vs Northern Illinois, Mar 14, 2015

Field chances: 4, vs Ohio, Mar 19, 2016; vs Ohio, Mar 20, 2016

Putouts: 2, vs Ohio, Mar 20, 2016

Assists: 3, vs Ohio, Mar 19, 2016

Runners CS: 1, at Oklahoma, Mar 06, 2015; vs Northern Illinois, Mar 14, 2015

De LaRIVA, Eddie

Year	avg	gp-gs	ab	r	h	2b	3b	hr	rbi	tb	slg%	bb	hbp	so	gdp	ob%	sf	sh	sb-att	po	a	e	fld%
2013	.000	0-0	0	0	0	0	0	0	0	0	.000	0	0	0	0	.000	0	0	0-0	1	6	0	1.000
2016	.000	1-1	0	0	0	0	0	0	0	0	.000	0	0	0	0	.000	0	0	0-0	2	4	0	1.000
TOTAL	.000	1-1	0	0	0	0	0	0	0	0	.000	0	0	0	0	.000	0	0	0-0	3	10	0	1.000

Year	era	w-l	app	gs	cq	sho	sv	ip	h	r	er	bb	so	2b	3b	hr	bf	bavg	wp	hbp	bk	sfa	sha
2013	12.05	2-3	14	2	0	0/1	0	18.2	42	29	25	9	9	9	0	1	110	.447	3	2	1	2	3
2014	10.57	0-0	8	1	0	0/0	0	7.2	18	14	9	7	6	5	0	0	49	.439	0	0	0	1	0
2016	4.64	1-1	14	1	0	0/0	0	33.0	40	17	17	7	19	9	2	5	152	.294	2	5	0	3	1
TOTAL	7.74	3-4	36	4	0	0/1	0	59.1	100	60	51	23	34	23	2	6	311	.369	5	7	1	6	4

SINGLE-GAME HIGHS [all-time ranking]:

Innings pitched: 7.0, Ball State, Apr 19, 2016

Walks allowed: 2, Butler, Apr 02, 2013; at Indiana, Apr 08, 2016; at Evansville, Mar 16, 2013

Strikeouts: 9, Nebraska, Mar 25, 2016

Batters faced: 27, Ball State, Apr 19, 2016

Field chances: 3, Butler, Apr 02, 2013

Putouts: 1, Butler, Apr 02, 2013; at Penn State, Apr 02, 2016; Ball State, Apr 19, 2016

Assists: 2, Butler, Apr 02, 2013; at Indiana, Apr 08, 2016

Runners CS: 1, at Penn State, Apr 02, 2016



Purdue Baseball Career Statistics Individual Career History



LUTZ, Mike

Year	avg	gp-gs	ab	r	h	2b	3b	hr	rbi	tb	slg%	bb	hbp	so	gdp	ob%	sf	sh	sb-att	po	a	e	fld%
2013	.000	0-0	0	0	0	0	0	0	0	0	.000	0	0	0	0	.000	0	0	0-0	1	7	0	1.000
2014	.000	0-0	0	0	0	0	0	0	0	0	.000	0	0	0	0	.000	0	0	0-0	5	7	0	1.000
2015	.000	0-0	0	0	0	0	0	0	0	0	.000	0	0	0	0	.000	0	0	0-0	2	3	0	1.000
2016	.000	0-0	0	0	0	0	0	0	0	0	.000	0	0	0	0	.000	0	0	0-0	4	5	0	1.000
TOTAL	.000	0-0	0	0	0	0	0	0	0	0	.000	0	0	0	0	.000	0	0	0-0	12	22	0	1.000

Year	era	w-l	app	gs	cq	sho	sv	ip	h	r	er	bb	so	2b	3b	hr	bf	bavq	wp	hbp	bk	sfa	sha
2013	6.75	1-6	25	1	0	0/0	0	50.2	67	41	38	23	19	5	0	2	248	.312	4	7	1	2	1
2014	5.96	2-7	30	2	0	0/1	3	48.1	68	38	32	24	11	9	1	1	231	.342	3	2	0	2	4
2015	5.65	1-0	14	1	0	0/0	0	28.2	35	18	18	10	11	10	2	1	122	.324	3	1	0	1	2
2016	6.15	1-2	13	9	0	0/1	0	33.2	55	42	23	17	16	11	0	3	176	.364	3	2	0	1	5
TOTAL	6.19	5-15	82	13	0	0/2	3	161.1	225	139	111	74	57	35	3	7	777	.334	13	12	1	6	12

SINGLE-GAME HIGHS [all-time ranking]:

Innings pitched: 6.1, at Valparaiso, May 12, 2015

Walks allowed: 4, at Illinois, Mar 30, 2014

Strikeouts: 4, Nebraska, Mar 25, 2016

Batters faced: 28, Nebraska, Mar 25, 2016

Field chances: 3, at East Tennessee State, Mar 06, 2016; Ohio State, Mar 23, 2013

Putouts: 2, at East Tennessee State, Mar 06, 2016

Assists: 3, Ohio State, Mar 23, 2013

Runners CS: 2 [1-6th], at Michigan State, May 01, 2015

LYONS, Alex

Year	avg	gp-gs	ab	r	h	2b	3b	hr	rbi	tb	slg%	bb	hbp	so	gdp	ob%	sf	sh	sb-att	po	a	e	fld%
2015	.000	0-0	0	0	0	0	0	0	0	0	.000	0	0	0	0	.000	0	0	0-0	0	5	1	.833
2016	.000	0-0	0	0	0	0	0	0	0	0	.000	0	0	0	0	.000	0	0	0-0	1	3	0	1.000
TOTAL	.000	0-0	0	0	0	0	0	0	0	0	.000	0	0	0	0	.000	0	0	0-0	1	8	1	.900

Year	era	w-l	app	gs	cq	sho	sv	ip	h	r	er	bb	so	2b	3b	hr	bf	bavq	wp	hbp	bk	sfa	sha
2015	5.88	1-2	21	1	0	0/1	1	33.2	53	24	22	8	27	7	1	1	157	.373	8	1	0	3	3
2016	9.37	1-5	13	1	0	0/0	0	16.1	30	17	17	11	9	7	0	1	86	.429	1	1	0	0	4
TOTAL	7.02	2-7	34	2	0	0/1	1	50.0	83	41	39	19	36	14	1	2	243	.392	9	2	0	3	7

SINGLE-GAME HIGHS [all-time ranking]:

Innings pitched: 5.0, at Michigan State, May 02, 2015

Walks allowed: 4, vs Ohio, Mar 19, 2016

Strikeouts: 5, at Michigan State, May 02, 2015

Batters faced: 22, at Michigan State, May 02, 2015

Field chances: 3, vs Ohio, Mar 19, 2016

Putouts: 1, at Kennesaw State, Feb 20, 2016

Assists: 3, vs Ohio, Mar 19, 2016

Runners CS: 1, 5 times



Purdue Baseball Career Statistics Individual Career History



McGOWAN, Jacson

Year	avg	gp-gs	ab	r	h	2b	3b	hr	rbi	tb	slg%	bb	hbp	so	gdp	ob%	sf	sh	sb-att	po	a	e	fld%
2016	.212	34-28	104	6	22	4	0	0	9	26	.250	10	0	20	4	.276	2	0	0-0	9	21	7	.811
TOTAL	.212	34-28	104	6	22	4	0	0	9	26	.250	10	0	20	4	.276	2	0	0-0	9	21	7	.811

SINGLE-GAME HIGHS [all-time ranking]:

Hits: 2, at Georgia State, Feb 21, 2016; vs Ohio, Mar 18, 2016; at Northwestern, May 06, 2016

Doubles: 1, 4 times

Total bases: 3, vs Ohio, Mar 18, 2016

RBI: 3, at East Tennessee State, Mar 05, 2016

Runs scored: 1, 6 times

Walks: 2, at Ball State, Mar 22, 2016

Struck out: 2, 5 times

Sac flies: 1 [t-6th], at East Tennessee State, Mar 04, 2016; at East Tennessee State, Mar 05, 2016

At bats: 4, 18 times

Field chances: 7, vs Ohio, Mar 19, 2016

Putouts: 2, vs Ohio, Mar 19, 2016

Assists: 3, at East Tennessee State, Mar 06, 2016; vs Saint Louis, Mar 11, 2016

McKINNON, Duncan

Year	avg	gp-gs	ab	r	h	2b	3b	hr	rbi	tb	slg%	bb	hbp	so	gdp	ob%	sf	sh	sb-att	po	a	e	fld%
2016	.154	34-14	52	7	8	0	0	0	1	8	.154	10	1	13	1	.302	0	4	0-1	25	35	8	.882
TOTAL	.154	34-14	52	7	8	0	0	0	1	8	.154	10	1	13	1	.302	0	4	0-1	25	35	8	.882

SINGLE-GAME HIGHS [all-time ranking]:

Hits: 2, Louisville, Mar 23, 2016; Nebraska, Mar 25, 2016

Total bases: 2, Louisville, Mar 23, 2016; Nebraska, Mar 25, 2016

RBI: 1, Nebraska, Mar 25, 2016

Runs scored: 1, 7 times

Walks: 3 [t-4th], Michigan State, Apr 16, 2016

Hit by pitch: 1, Nebraska, Mar 27, 2016

Struck out: 2, at California, Feb 26, 2016; vs Ohio, Mar 19, 2016

Sac bunts: 1, 4 times

At bats: 5, Nebraska, Mar 25, 2016; Nebraska, Mar 26, 2016

Caught stealing: 1 [t-5th], Michigan State, Apr 16, 2016

Field chances: 9, Nebraska, Mar 27, 2016

Putouts: 4, Indiana State, Apr 20, 2016; Louisville, Mar 23, 2016

Assists: 6, Nebraska, Mar 27, 2016



Purdue Baseball Career Statistics Individual Career History



OLUND, Alec

Year	avg	gp-gs	ab	r	h	2b	3b	hr	rbi	tb	slg%	bb	hbp	so	gdp	ob%	sf	sh	sb-att	po	a	e	fld%
2015	.231	37-23	91	21	21	4	0	3	11	34	.374	8	1	14	1	.300	0	1	2-3	46	3	1	.980
2016	.262	50-48	172	17	45	6	0	0	12	51	.297	14	3	25	3	.325	2	4	3-3	83	2	1	.988
TOTAL	.251	87-71	263	38	66	10	0	3	23	85	.323	22	4	39	4	.316	2	5	5-6	129	5	2	.985

SINGLE-GAME HIGHS [all-time ranking]:

Hits: 2, 20 times

Doubles: 1, 10 times

Home runs: 2 [t-2nd], IPFW, Apr 01, 2015

Total bases: 8, IPFW, Apr 01, 2015

RBI: 2, 5 times

Runs scored: 3, IPFW, Apr 15, 2015

Walks: 2, Michigan State, Apr 16, 2016; IPFW, May 10, 2016

Hit by pitch: 1, 4 times

Struck out: 2, 4 times

Sac flies: 1 [t-6th], Eastern Michigan, Apr 12, 2016; at Kennesaw State, Feb 20, 2016

Sac bunts: 1, 5 times

At bats: 6 [t-9th], at Penn State, Apr 02, 2016; vs Ohio, Mar 19, 2016

Stolen bases: 1, 5 times

Caught stealing: 1 [t-5th], Butler, Mar 28, 2015

Field chances: 6, at Penn State, Apr 02, 2016; at Michigan State, May 02, 2015

Putouts: 6, at Penn State, Apr 02, 2016; at Michigan State, May 02, 2015

Assists: 1, 5 times

PICCHIOTTI, Jack

Year	avg	gp-gs	ab	r	h	2b	3b	hr	rbi	tb	slg%	bb	hbp	so	gdp	ob%	sf	sh	sb-att	po	a	e	fld%
2013	.268	44-38	157	16	42	4	1	1	26	51	.325	8	0	14	7	.301	1	2	5-5	136	12	6	.961
2014	.252	40-35	127	7	32	5	0	0	8	37	.291	16	5	17	3	.356	1	0	1-1	77	18	3	.969
2015	.222	52-44	167	17	37	7	1	4	28	58	.347	15	2	25	10	.290	2	2	2-3	223	40	5	.981
2016	.246	43-34	142	20	35	8	0	0	11	43	.303	6	6	25	3	.305	0	4	5-7	113	9	5	.961
TOTAL	.246	179-151	593	60	146	24	2	5	73	189	.319	45	13	81	23	.311	4	8	13-16	549	79	19	.971

SINGLE-GAME HIGHS [all-time ranking]:

Hits: 4 [t-5th], at Illinois-Chicago, Mar 09, 2013

Doubles: 1, 24 times

Triples: 1 [t-2nd], Illinois-Chicago, Apr 24, 2013; Rutgers, Mar 20, 2015

Home runs: 1, 5 times

Total bases: 7, Rutgers, Mar 20, 2015

RBI: 5 [t-9th], Rutgers, Mar 20, 2015

Runs scored: 4 [t-3rd], at East Tennessee State, Mar 05, 2016

Walks: 3 [t-4th], at Southern Illinois, Mar 23, 2014

Hit by pitch: 2 [t-2nd], at East Tennessee State, Mar 05, 2016

Struck out: 3 [t-6th], Maryland, Apr 24, 2015; vs Sam Houston State, Feb 21, 2015

Sac flies: 1 [t-6th], 4 times

Sac bunts: 1, 8 times

At bats: 6 [t-9th], at Penn State, Apr 02, 2016; at Illinois-Chicago, Mar 09, 2013

Stolen bases: 2 [t-7th], at Georgia State, Feb 21, 2016

Caught stealing: 1 [t-5th], at Penn State, Apr 02, 2016; at Michigan State, May 03, 2015; at Valparaiso, May 11, 2016

Field chances: 16, at Western Carolina, Feb 14, 2015

Putouts: 15 [t-6th], at Western Carolina, Feb 14, 2015

Assists: 4, Butler, Apr 15, 2014

Runners CS: 2 [t-6th], 5 times



Purdue Baseball Career Statistics Individual Career History



PRESTON, Jacob

Year	avg	gp-gs	ab	r	h	2b	3b	hr	rbi	tb	slg%	bb	hbp	so	gdp	ob%	sf	sh	sb-att	po	a	e	fld%
2016	.000	0-0	0	0	0	0	0	0	0	0	.000	0	0	0	0	.000	0	0	0-0	0	3	0	1.000
TOTAL	.000	0-0	0	0	0	0	0	0	0	0	.000	0	0	0	0	.000	0	0	0-0	0	3	0	1.000

Year	era	w-l	app	gs	cq	sho	sv	ip	h	r	er	bb	so	2b	3b	hr	bf	bavg	wp	hbp	bk	sfa	sha
2016	13.50	0-2	3	2	0	0/0	0	6.0	8	9	9	4	4	2	0	1	30	.320	0	1	0	0	0
TOTAL	13.50	0-2	3	2	0	0/0	0	6.0	8	9	9	4	4	2	0	1	30	.320	0	1	0	0	0

SINGLE-GAME HIGHS [all-time ranking]:

Innings pitched: 3.1, Indiana State, Apr 20, 2016

Walks allowed: 2, Indiana State, Apr 20, 2016; vs IPFW, May 17, 2016

Strikeouts: 3, Indiana State, Apr 20, 2016

Batters faced: 14, Indiana State, Apr 20, 2016

Field chances: 2, vs IPFW, May 17, 2016

Assists: 2, vs IPFW, May 17, 2016

Runners CS: 1, Indiana State, Apr 20, 2016

SANDER, Daniel

Year	avg	gp-gs	ab	r	h	2b	3b	hr	rbi	tb	slg%	bb	hbp	so	gdp	ob%	sf	sh	sb-att	po	a	e	fld%
2015	.208	32-8	48	2	10	1	0	0	7	11	.229	5	1	12	0	.296	0	0	0-1	17	0	1	.944
2016	.280	30-9	50	4	14	3	0	0	8	17	.340	6	0	8	0	.351	1	0	0-0	5	0	0	1.000
TOTAL	.245	62-17	98	6	24	4	0	0	15	28	.286	11	1	20	0	.324	1	0	0-1	22	0	1	.957

SINGLE-GAME HIGHS [all-time ranking]:

Hits: 5 [t-1st], at Valparaiso, May 11, 2016

Doubles: 3 [t-1st], at Valparaiso, May 11, 2016

Total bases: 8, at Valparaiso, May 11, 2016

RBI: 5 [t-9th], at Valparaiso, May 11, 2016

Runs scored: 2, at Valparaiso, May 11, 2016

Walks: 2, vs IPFW, May 17, 2016

Hit by pitch: 1, at Indiana State, Apr 07, 2015

Struck out: 2, at Northwestern, May 07, 2016

Sac flies: 1 [t-6th], Ohio State, May 01, 2016

At bats: 6 [t-9th], vs Ohio, Mar 19, 2016

Caught stealing: 1 [t-5th], Iowa, Apr 04, 2015

Field chances: 12, Iowa, Apr 04, 2015

Putouts: 11, Iowa, Apr 04, 2015



Purdue Baseball Career Statistics Individual Career History



SCHUMACHER, Tanner

Year	avg	gp-gs	ab	r	h	2b	3b	hr	rbi	tb	slg%	bb	hbp	so	gdp	ob%	sf	sh	sb-att	po	a	e	fld%
2016	.000	0-0	0	0	0	0	0	0	0	0	.000	0	0	0	0	.000	0	0	0-0	0	5	1	.833
TOTAL	.000	0-0	0	0	0	0	0	0	0	0	.000	0	0	0	0	.000	0	0	0-0	0	5	1	.833

Year	era	w-l	app	gs	cq	sho	sv	ip	h	r	er	bb	so	2b	3b	hr	bf	bavq	wp	hbp	bk	sfa	sha
2016	7.20	1-5	21	1	0	0/0	0	30.0	44	29	24	18	24	6	1	5	154	.341	3	6	0	0	1
TOTAL	7.20	1-5	21	1	0	0/0	0	30.0	44	29	24	18	24	6	1	5	154	.341	3	6	0	0	1

SINGLE-GAME HIGHS [all-time ranking]:

Innings pitched: 4.0, at Georgia State, Feb 21, 2016

Walks allowed: 3, Minnesota, May 14, 2016

Strikeouts: 3, at Indiana, Apr 08, 2016; at California, Feb 28, 2016

Batters faced: 17, at California, Feb 28, 2016

Field chances: 1, 6 times

Assists: 1, 5 times

Runners CS: 1, Eastern Michigan, Apr 12, 2016

SHIPLEY, Harry

Year	avg	gp-gs	ab	r	h	2b	3b	hr	rbi	tb	slg%	bb	hbp	so	gdp	ob%	sf	sh	sb-att	po	a	e	fld%
2015	.274	54-54	186	31	51	4	0	0	16	55	.296	26	16	43	1	.404	2	5	4-7	94	184	11	.962
2016	.178	49-49	146	17	26	3	0	0	8	29	.199	20	15	21	1	.335	1	8	6-6	81	155	7	.971
TOTAL	.232	103-103	332	48	77	7	0	0	24	84	.253	46	31	64	2	.374	3	13	10-13	175	339	18	.966

Year	era	w-l	app	gs	cq	sho	sv	ip	h	r	er	bb	so	2b	3b	hr	bf	bavq	wp	hbp	bk	sfa	sha
2016	0.00	0-0	1	0	0	0/0	0	1.0	1	0	0	0	0	0	0	0	4	.250	0	0	0	0	0
TOTAL	0.00	0-0	1	0	0	0/0	0	1.0	1	0	0	0	0	0	0	0	4	.250	0	0	0	0	0

SINGLE-GAME HIGHS [all-time ranking]:

Hits: 3, 4 times

Doubles: 2 [t-5th], IPFW, Apr 15, 2015

Total bases: 5, IPFW, Apr 15, 2015

RBI: 5 [t-9th], IPFW, Apr 15, 2015

Runs scored: 3, vs Northern Illinois, Mar 15, 2015

Walks: 3 [t-4th], vs Sam Houston State, Feb 21, 2015

Hit by pitch: 2 [t-2nd], 5 times

Struck out: 2, 14 times

Sac flies: 1 [t-6th], at Illinois, Apr 11, 2015; Kent State, Mar 24, 2015; Minnesota, May 14, 2016

Sac bunts: 2 [t-3rd], at Indiana State, Apr 05, 2016

At bats: 5, 13 times

Stolen bases: 1, 10 times

Caught stealing: 1 [t-5th], at Illinois, Apr 13, 2015; at Michigan, Apr 18, 2015

Innings pitched: 1.0, Indiana State, Apr 20, 2016

Batters faced: 4, Indiana State, Apr 20, 2016

Field chances: 15, vs Ohio, Mar 19, 2016

Putouts: 5, vs Gonzaga, Feb 26, 2015; at Nebraska, May 10, 2015; IPFW, May 10, 2016

Assists: 12 [1st], vs Ohio, Mar 19, 2016



Purdue Baseball Career Statistics Individual Career History



SNIDANKO, Ted

Year	avg	gp-gs	ab	r	h	2b	3b	hr	rbi	tb	slg%	bb	hbp	so	gdp	ob%	sf	sh	sb-att	po	a	e	fld%
2014	.182	23-18	55	4	10	1	0	0	0	11	.200	8	2	20	0	.308	0	2	0-1	37	4	0	1.000
2015	.242	27-19	66	10	16	1	1	1	13	22	.333	6	3	17	2	.333	0	3	1-2	19	2	0	1.000
2016	.133	15-2	15	1	2	1	0	0	1	3	.200	1	1	3	0	.235	0	1	0-0	5	0	0	1.000
TOTAL	.206	65-39	136	15	28	3	1	1	14	36	.265	15	6	40	2	.312	0	6	1-3	61	6	0	1.000

SINGLE-GAME HIGHS [all-time ranking]:

Hits: 3, vs Northern Illinois, Mar 15, 2015

Doubles: 1, at Indiana State, Apr 22, 2014; vs Northern Illinois, Mar 15, 2015; at Valparaiso, May 11, 2016

Triples: 1 [t-2nd], vs Northern Illinois, Mar 15, 2015

Home runs: 1, vs Northern Illinois, Mar 15, 2015

Total bases: 9 [t-9th], vs Northern Illinois, Mar 15, 2015

RBI: 7 [t-1st], vs Northern Illinois, Mar 15, 2015

Runs scored: 3, vs Northern Illinois, Mar 15, 2015

Walks: 2, Maryland, Apr 26, 2015

Hit by pitch: 1, 6 times

Struck out: 3 [t-6th], Iowa, Apr 03, 2015; Iowa, Apr 05, 2015

Sac bunts: 1, 6 times

At bats: 5, at Indiana State, Apr 07, 2015; at Valparaiso, May 11, 2016

Stolen bases: 1, Valparaiso, Mar 18, 2015

Caught stealing: 1 [t-5th], at Tennessee, Feb 16, 2014; Butler, Mar 28, 2015

Field chances: 5, at Rice, Feb 23, 2014

Putouts: 5, at Rice, Feb 23, 2014

Assists: 2, at Indiana, May 04, 2014

STRONG, Cody

Year	avg	gp-gs	ab	r	h	2b	3b	hr	rbi	tb	slg%	bb	hbp	so	gdp	ob%	sf	sh	sb-att	po	a	e	fld%
2013	.277	33-26	83	16	23	3	0	1	16	29	.349	19	6	7	4	.436	2	1	2-4	48	45	5	.949
2014	.224	47-46	161	17	36	6	0	0	12	42	.261	19	9	20	5	.335	2	8	4-5	100	127	10	.958
2015	.227	51-49	181	29	41	4	1	0	16	47	.260	17	8	25	2	.319	1	7	2-3	107	160	9	.967
2016	.267	47-44	165	19	44	8	1	0	9	54	.327	19	4	21	6	.356	0	5	3-5	80	110	8	.960
TOTAL	.244	178-165	590	81	144	21	2	1	53	172	.292	74	27	73	17	.352	5	21	11-17	335	442	32	.960

SINGLE-GAME HIGHS [all-time ranking]:

Hits: 4 [t-5th], at Indiana, Apr 08, 2016; at California, Feb 28, 2016

Doubles: 1, 21 times

Triples: 1 [t-2nd], Ohio State, Apr 29, 2016; vs Northern Illinois, Mar 15, 2015

Home runs: 1, at Illinois, Apr 12, 2013

Total bases: 6, at Illinois, Apr 12, 2013

RBI: 3, Northwestern, Apr 06, 2013; at Illinois, Apr 12, 2013

Runs scored: 3, at Michigan State, May 02, 2015; Penn State, May 14, 2015

Walks: 4 [t-2nd], Northwestern, Apr 06, 2013

Hit by pitch: 2 [t-2nd], Nebraska, Apr 20, 2013

Struck out: 2, 10 times

Sac flies: 1 [t-6th], 5 times

Sac bunts: 2 [t-3rd], vs North Dakota, Mar 12, 2016; at Illinois, Mar 29, 2014

At bats: 6 [t-9th], Ohio State, Apr 25, 2014

Stolen bases: 2 [t-7th], Ohio State, Apr 26, 2014

Caught stealing: 1 [t-5th], 6 times

Field chances: 12, Ohio State, Apr 25, 2014

Putouts: 7, Iowa, Apr 04, 2015

Assists: 8 [t-6th], Northwestern, Apr 06, 2013; Iowa, May 17, 2014



Purdue Baseball Career Statistics Individual Career History



WOOD, Kyle

Year	avg	gp-gs	ab	r	h	2b	3b	hr	rbi	tb	slg%	bb	hbp	so	gdp	ob%	sf	sh	sb-att	po	a	e	fld%
2013	.247	46-44	154	32	38	8	1	5	24	63	.409	20	14	37	5	.381	1	1	3-5	25	3	2	.933
2014	.302	46-45	169	20	51	10	0	3	15	70	.414	11	14	33	6	.390	1	1	4-4	369	17	3	.992
2015	.326	53-52	193	29	63	13	0	6	34	94	.487	23	10	47	4	.421	2	0	1-1	480	35	5	.990
2016	.277	50-50	177	26	49	11	1	11	33	95	.537	30	16	47	7	.426	0	0	2-3	455	22	3	.994
TOTAL	.290	195-191	693	107	201	42	2	25	106	322	.465	84	54	164	22	.406	4	2	10-13	1329	77	13	.991

Year	era	w-l	app	gs	cq	sho	sv	ip	h	r	er	bb	so	2b	3b	hr	bf	bavg	wp	hbp	bk	sfa	sha
2013	5.00	0-2	8	7	0	0/0	0	27.0	33	20	15	17	17	6	1	0	131	.308	3	2	0	2	3
2014	11.88	0-3	10	3	0	0/0	0	16.2	36	23	22	10	18	4	2	2	98	.419	0	0	0	0	2
2015	9.53	1-1	3	0	0	0/1	0	5.2	8	7	6	4	13	0	1	0	32	.308	2	1	0	0	0
TOTAL	7.84	1-6	21	10	0	0/1	0	49.1	77	50	43	31	48	10	4	2	261	.352	5	3	0	2	5

SINGLE-GAME HIGHS [all-time ranking]:

Hits: 4 [t-5th], at Oklahoma, Mar 08, 2015

Doubles: 2 [t-5th], at Penn State, Apr 01, 2016

Triples: 1 [t-2nd], at Illinois, Apr 14, 2013; Nebraska, Mar 27, 2016

Home runs: 2 [t-2nd], at East Tennessee State, Mar 05, 2016

Total bases: 8, at East Tennessee State, Mar 05, 2016

RBI: 5 [t-9th], Illinois-Chicago, Apr 24, 2013

Runs scored: 3, 4 times

Walks: 3 [t-4th], vs Missouri, Feb 22, 2015; at Cincinnati, Mar 12, 2013

Hit by pitch: 2 [t-2nd], 4 times

Struck out: 3 [t-6th], 10 times

Sac flies: 1 [t-6th], 4 times

Sac bunts: 1, Ohio State, Apr 25, 2014; at Michigan, May 10, 2013

At bats: 6 [t-9th], 4 times

Stolen bases: 1, 10 times

Caught stealing: 1 [t-5th], at Penn State, Apr 01, 2016; at Illinois, Apr 13, 2013; at Penn State, Mar 30, 2013

Innings pitched: 7.0, vs Louisville, Feb 17, 2013

Walks allowed: 4, at Michigan, May 12, 2013

Strikeouts: 7, at Western Carolina, Feb 14, 2015

Batters faced: 32, vs Louisville, Feb 17, 2013

Field chances: 23 [1st], vs Ohio, Mar 19, 2016

Putouts: 22 [1st], vs Ohio, Mar 19, 2016

Assists: 2, 10 times

Runners CS: 1, at Michigan, May 12, 2013

WOODCOCK, Robb

Year	avg	gp-gs	ab	r	h	2b	3b	hr	rbi	tb	slg%	bb	hbp	so	gdp	ob%	sf	sh	sb-att	po	a	e	fld%
2015	0.00	0-0	3	0	0	0/0	0	1.1	3	1	0	4	0	0	0	0	11	.500	1	0	0	1	0
2016	5.79	0-0	9	0	0	0/0	0	4.2	3	3	3	7	4	0	0	0	25	.176	0	1	0	0	0
TOTAL	4.50	0-0	12	0	0	0/0	0	6.0	6	4	3	11	4	0	0	0	36	.261	1	1	0	1	0

SINGLE-GAME HIGHS [all-time ranking]:

Innings pitched: 1.2, at Kansas, Mar 12, 2016

Walks allowed: 2, at Kansas, Mar 12, 2016; vs Ohio, Mar 20, 2016; Butler, Mar 28, 2015

Strikeouts: 2, vs IPFW, May 17, 2016

Batters faced: 7, at Kansas, Mar 12, 2016; Butler, Mar 28, 2015