



MUSIC CITY BOWL

PURDUE

VS

AUBURN

12.28

NISSAN STADIUM

ESPN



PURDUE FOOTBALL

Purdue Boilermakers (6-6, 5-4 Big Ten)

vs. Auburn Tigers (7-5, 3-5 SEC)

Franklin American Mortgage Music City Bowl

Nissan Stadium (67,000), Nashville, Tennessee

December 28, 2018 — 1:30 p.m. ET (12:30 p.m. CT)



2018 Purdue Schedule and Results (6-6, 5-4 Big Ten — T2nd West)

8.30	Northwestern	L 27-31
9.8	Eastern Michigan	L 19-20
9.15	Missouri	L 37-40
9.22	#23 Boston College	W 30-13
9.29	at Nebraska	W 42-28
10.13	at Illinois	W 46-7
10.20	#2 Ohio State	W 49-20
10.27	at Michigan State	L 13-23
11.3	#19 Iowa	W 38-36
11.10	at Minnesota	L 10-41
11.17	Wisconsin	L 44-47 (3OT)
11.24	at Indiana	W 28-21
12.28	vs. Auburn	1:30 p.m. ET
	Music City Bowl	ESPN

Purdue University Quick Facts

Location.....	West Lafayette, Indiana
Founded	1869
Enrollment.....	43,411
President.....	Mitchell E. Daniels, Jr.
Provost	Jay T. Akridge
Faculty Athletic Representatives	Marcy Towns Phillip VanFossen
Athletics Director	Mike Bobinski
Nickname	Boilermakers
Colors.....	Old Gold and Black
Mascots	Boilermaker Special, Purdue Pete
Song	Hail Purdue
National Affiliation.....	NCAA Division I
Conference.....	Big Ten

PURDUE ATHLETICS

STRATEGIC COMMUNICATIONS

Matt Rector, Associate Director
765.237.1330 ~ rector@purdue.edu

Tom Schott, Senior Associate Athletics Director
765.427.1721 ~ tschott@purdue.edu

Bowl Guide Credits

Editor: Tom Schott ~ Editorial Assistance:
Justin Borowitz, Tom Dienhart and Marcia Iles

The Purdue football team will play in the Franklin American Mortgage Music City Bowl at Nissan Stadium in Nashville, Tennessee, on Friday, Dec. 28.

The Boilermakers (6-6) will square off against Auburn (7-5) of the Southeastern Conference. Kickoff is set for 1:30 p.m. ET (12:30 p.m. local time), and the game will be televised by ESPN.

Purdue lost its first three games this season and then took on a more aggressive approach that led to six wins in its final nine games. Three victories came over ranked opponents: No. 2 Ohio State (49-20), No. 23 Boston College (30-13) and No. 19 Iowa (38-36).

The Boilermakers wound up tied for second place in the Big Ten Conference West Division (with Iowa and Wisconsin) with a 5-4 mark, their first winning conference campaign since 2006 and highest finish since divisional alignment began in 2013.

Led by senior quarterback David Blough and sparked by freshman wide receiver Rondale Moore, the Boilermakers are averaging 31.9 points per game – their most since 2007 – and 459.0 yards of total offense, which is just shy of the school record (462.0).

The Boilermakers' home attendance average of 51,120 – which included sellouts for two of the final three games – was the highest since the 2008 season. Over the last two years, Purdue's attendance has increased more than 16,600 fans per game.

Nashville is merely 350 miles from West Lafayette (five-and-a-half-hour drive), and there are 110,500 Purdue alumni in a 250-mile radius of the bowl site.

Junior tight end Brycen Hopkins hails from Music City, while two other Boilermakers come from the Volunteer State – redshirt freshman defensive end Giovanni Reviere (Chattanooga, 130 miles southeast) and senior wide receiver Terry Wright (Memphis, 210 miles southwest).

The Boilermakers will be playing in their second bowl game in as many seasons under head coach Jeff Brohm, 14th in the last 22 years and 19th all-time (10-8 record).

As a head coach, Brohm has led each of his five teams to a bowl game – his three Western Kentucky squads from 2014 to 2016 and now both of his Purdue squads. The Boilermakers defeated Arizona 38-35 in the Foster Farms Bowl last season.

Purdue and Auburn have not met previously. The Tigers were 3-5 in the SEC, finishing fifth in the West Division.

The Boilermakers are 2-5 against SEC opponents (1-3 in the regular season and 1-2 in bowl games), including this season's 40-37 walkoff loss to Missouri at Ross-Ade. Purdue defeated Tennessee 27-22 in the 1979 Bluebonnet Bowl and lost to Georgia in both the 2000 Outback Bowl (28-25 in overtime) and 2004 Capital One Bowl (34-27 in overtime).

Two Boilermakers are from The Heart of Dixie, freshmen defensive linemen Jeff Marks (Mobile, 225 miles southwest of Auburn) and KJ Stokes (Millbrook, 65 miles west).

The Music City Bowl dates to 1998, and a Big Ten team has played in the game six times previously, compiling a 3-3 record. Minnesota defeated Arkansas 29-14 in 2002, Auburn defeated Wisconsin 28-14 in 2003, Minnesota defeated Alabama 20-16 in 2004, Virginia defeated Minnesota 34-31 in 2005, Tennessee defeated Nebraska 38-24 in 2016 and Northwestern defeated Kentucky 24-23 in 2017.

The game is played at the home of the Tennessee Titans. Nissan Stadium is an open-air, natural-grass facility, with a capacity of 67,000, located on the east bank of the Cumberland River overlooking downtown Nashville.

Over the years, Nashville has grown from a pioneer settlement to a vibrant city, a place where historic landmarks blend with towering skyscrapers, where Southern cooking and haute cuisine go hand-in-hand, and where no matter how big the city gets, hospitality never goes out of style.

When it comes to Southern hospitality, Nashville pulls out all the stops. With first-class hotel accommodations, world-famous nightlife and dining venues to suit the palate, Music City hits the high notes when it comes to entertaining its guests. It is the heart of the country-music scene, with the Grand Ole Opry and Country Music Hall of Fame and Museum.

Nashville is the capital of Tennessee.

Purdue has played in Nashville once previously, losing to Vanderbilt 26-0 at Dudley Field on Oct. 3, 1942. The Boilermakers will host the Commodores on Sept. 7, 2019, and play at Vanderbilt Stadium on Sept. 8, 2029.

Purdue defeated Missouri 28-25 in the 1980 Liberty Bowl in Memphis.

RADIO/TELEVISION COVERAGE

Boilermaker Sports Network: Tim Newton (play-by-play), Pete Quinn (analyst), Kelly Kitchel (sideline), Rob Blackman (host); Nate Barrett and Alan Karpick (postgame)

Sirius ~ XM ~ Internet: 205 ~ 195 ~ 957

ESPN Radio: Dave Neal (play-by-play), D.J. Shockley (analyst), Dawn Davenport (sidelines)

Sirius ~ XM ~ Internet: 80 ~ 80 ~ 80

ESPN Television: Anish Shroff (play-by-play), Ahmad Brooks (analyst), Roddy Jones (sidelines)



2018 NUMERICAL ROSTER

No.	Name	Cl.	Pos.	Ht.	Wt.	Hometown (High School/Previous College)
1	***D.J. Knox (c)	5th	RB	5-7	210	Fairburn, Ga. (Creekside)
1	Dedrick Mackey	R-Fr.	CB	5-11	185	Miami, Fla. (Booker T. Washington)
2	Kenneth Major	R-Fr.	CB	6-0	195	Hopkinsville, Ky. (Christian County)
2	**Elijah Sindelar (c)	Jr.	QB	6-4	225	Princeton, Ky. (Caldwell County)
3	*Kamal Hardy	5th	CB	5-11	195	Miramar, Fla. (Monroe College)
4	Rondale Moore	Fr.	WR	5-9	175	New Albany, Ind. (Trinity)
6	Tyler Hamilton	R-Fr.	WR	5-9	175	Hilton Head, S.C. (Hilton Head)
7	*Isaac Zico	Sr.	WR	6-1	200	Milledgeville, Ga. (Georgia Military College)
8	***Markell Jones	Sr.	RB	5-11	210	Columbus, Ind. (Columbus East)
9	**Lorenzo Neal (c)	Jr.	DT	6-3	315	Houston, Texas (Saint Thomas)
9	*Terry Wright	Sr.	WR	5-11	180	Memphis, Tenn. (Coffeyville Community College)
10	Amad Anderson Jr.	Fr.	WR	5-11	175	Staten Island, N.Y. (Curtis)
10	Jordan Rucker	Fr.	DB	6-0	190	Denton, Texas (Ryan)
11	***David Blough (c)	5th	QB	6-1	205	Carrollton, Texas (Creekview)
11	Kadin Smith	Fr.	DB	6-0	195	Taylorville, Ky. (Spencer County)
12	*Jared Sparks	So.	WR	6-1	210	Geismar, La. (Dutchtown)
13	*Spencer Evans	Sr.	K	6-1	200	Arlington, Texas (Baylor University)
13	Jack Plummer	Fr.	QB	6-5	215	Gilbert, Ariz. (Gilbert)
14	**Antonio Blackmon	5th.	CB	6-0	195	Fort Wayne, Ind. (Bishop Dwenger)
14	Danny Carollo	So.	QB	6-1	210	Lake Forest, Ill. (Lake Forest)
15	Kory Taylor	Fr.	WR	6-5	200	Hilliard, Ohio (Bradley)
16	Aidan O'Connell	R-Fr.	QB	6-3	205	Lincolnshire, Ill. (Stevenson)
17	Byron Perkins	Fr.	DB	6-2	185	Chicago, Ill. (De La Salle)
17	Nick Sipe	R-Fr.	QB	6-4	215	Villa Park, Calif. (Villa Park)
18	*KeyRon Catlett	So.	WR	5-11	185	Hopkinsville, Ky. (Christian County)
19	*Aaron Banks	5th	QB	6-4	200	Indianapolis, Ind. (Brebeuf)
20	*Benaiah Franklin	So.	WR	6-1	205	Marietta, Ga. (Wheeler)
21	**Markus Bailey (c)	Jr.	LB	6-1	240	Columbus, Ohio (Hilliard Davidson)
21	Jordan Bonner	Fr.	WR	6-2	195	Carrollton, Ga. (Carrollton)
22	Alfred Armour	Fr.	RB	6-1	220	Indianapolis, Ind. (Warren Central)
23	Cory Trice	Fr.	DB	6-3	195	Hopkinsville, Ky. (Christian County)
24	**Tim Cason	5th	CB	6-0	195	Clarkston, Mich. (Clarkston)
25	**Tario Fuller	Jr.	RB	6-0	200	Sugar Hill, Ga. (Lanier)
26	Walt Foster	Fr.	LB	5-11	185	Lafayette, Ind. (McCutcheon)
27	**Navon Mosley	Jr.	S	6-0	195	West Bloomfield, Mich. (West Bloomfield)
28	Jacob Abrams	R-Fr.	CB	6-2	195	Carmel, Ind. (Carmel)
28	Evan Anderson	Fr.	RB	6-1	200	Suwanee, Ga. (Collins Hills)
29	*Simeon Smiley	So.	CB	6-0	205	Pensacola, Fla. (Pensacola Catholic)
30	*Tobias Larry	So.	LB	6-1	220	Lakeland, Fla. (Kathleen)
31	***Joe Schopper (c)	Sr.	P	6-0	205	Indianapolis, Ind. (Cathedral)
32	Elijah Ball	Fr.	DB	6-1	200	Indianapolis, Ind. (Ben Davis)
33	*Jackson Anthrop	So.	WR	5-11	185	West Lafayette, Ind. (Central Catholic)
34	Jonah Williams	R-Fr.	LB	6-3	235	West Lafayette, Ind. (West Lafayette)
34	**Richie Worship	Jr.	RB	6-0	250	Cleveland, Ohio (Valley Forge)
35	Ja'Qurius Smith	Fr.	LB	6-2	210	Lakeland, Fla. (Lakeland)
36	Jaylan Alexander	Fr.	LB	6-1	230	River Grove, Ill. (Hoffman Estates)
37	Jones Asher	Fr.	LB	6-2	225	Indianapolis, Ind. (Roncalli)
38	Zac Collins	R-Fr.	K	6-0	190	Louisville, Ky. (Saint Xavier)
38	*Brennan Thieneman	So.	S	6-1	200	Noblesville, Ind. (Guerin Catholic)
39	Zach Randall	R-Fr.	LB	6-0	235	Fishers, Ind. (Hamilton Southeastern)
39	Brooks Royal	R-Fr.	LS	6-2	180	Fitzgerald, Ga. (Fitzgerald)
40	Ronnie Hill	Jr.	S	6-0	200	Indianapolis, Ind. (Cathedral)
40	Alexander Horvath	R-Fr.	RB	6-3	230	Mishawaka, Ind. (Marian)
41	**Jacob Thieneman (c)	5th	S	6-1	215	Noblesville, Ind. (Guerin Catholic)
42	Brian Bravo	Sr.	K	6-2	200	North Aurora, Ill. (Joliet Catholic)
42	*David Day	Jr.	CB	5-10	190	Indianapolis, Ind. (North Central)
43	*Myles Homan	Jr.	K	6-1	210	Cincinnati, Ohio (St. Xavier)
44	*Anthony Watts	So.	DT	6-4	295	Houston, Texas (Jack Yates)
45	Byron Hubbard	Fr.	LB	6-0	195	Westfield, Ind. (Westfield)
46	*Cornel Jones	So.	LB	6-2	240	Miami, Fla. (Miami Central)
47	***Ben Makowski	Sr.	LS	6-2	250	Osceola, Ind. (Penn)
47	Jeff Marks	Fr.	DL	6-3	270	Mobile, Ala. (Davidson)
48	Cade Morgan	Fr.	LB	6-1	200	Indianapolis, Ind. (Roncalli)
48	Ryan Sadkowski	Sr.	LS	5-11	225	Glen Ellyn, Ill. (Glenbard South)
49	Zane Greene	Fr.	DB	6-0	190	Indianapolis, Ind. (Pike)



2018 NUMERICAL ROSTER

No.	Name	Cl.	Pos.	Ht.	Wt.	Hometown (High School/Previous College)
50	**Keiwan Jones	5th	DT	6-2	285	Ocala, Fla. (Dunnellon)
50	**Bearooz Yacoobi	5th	OL	6-5	300	Dearborn, Mich. (Dearborn)
51	Bryce Brown	So.	OL	6-1	280	Evansville, Ind. (Evansville North)
52	Willie Lane	Fr.	DE	6-3	245	Winter Haven, Fla. (Winter Haven)
53	***Kirk Barron (c)	5th	C	6-2	300	Mishawaka, Ind. (Marian)
54	Luke Staton	Fr.	LB	6-3	200	West Lafayette, Ind. (West Lafayette)
55	*Derrick Barnes	So.	LB	6-1	240	Covington, Ky. (Holy Cross)
55	**Michael Mendez	Jr.	OL	6-4	290	Los Fresnos, Texas (Los Fresnos)
56	Viktor Beach	R-Fr.	OL	6-4	305	Fort Meyers, Fla. (Bishop Verot)
58	Branson Deen	Fr.	DL	6-2	250	Indianapolis, Ind. (Lawrence Central)
58	Jimmy McKenna	Fr.	OL	6-5	275	Avon, Ohio (Avon)
59	KJ Stokes	Fr.	DL	6-3	250	Millbrook, Ala. (Stanhope Elmore)
60	**Eric Swingler	Sr.	OL	6-6	300	Munster, Ind. (Munster)
61	Ryan Flaherty	So.	OL	6-3	280	New Carlisle, Ind. (New Prairie)
62	Allen Daniels	R-Fr.	DT	6-2	305	Dacula, Ga. (Dacula)
63	Graham Keller	R-Fr.	OL	6-4	280	Noblesville, Ind. (Guerin Catholic)
64	Dennis Edwards	5th	OL	6-1	305	Snellville, Ga. (Western Kentucky)
65	Marc Roland	R-Fr.	OL	6-3	290	Indianapolis, Ind. (Roncalli)
66	*Alex Criddle	Jr.	DT	6-3	300	Broken Arrow, Okla. (Thomas Edison Academy)
70	Will Bramel	Fr.	OL	6-6	280	Danville, Ky. (Boyle County)
71	Sam Loebig	So.	OL	6-3	295	Bethesda, Md. (Bethesda-Chevy Chase)
72	Sam Garvin	R-Fr.	OL	6-3	295	Fishers, Ind. (Hamilton Southeastern)
72	Conor Sweeney	5th	DE	6-4	270	Indianapolis, Ind. (Fork Union Military Academy)
73	*Ethan Smart	Sr.	OL	6-6	310	Southaven, Miss. (Northeast Mississippi C.C.)
74	Eric Miller	Fr.	OL	6-7	270	Mason, Ohio (William Mason)
75	*Shane Evans	Sr.	OL	6-4	310	Crystal Lake, Ill. (Northern Illinois University)
76	Mark Stickford	R-Fr.	OL	6-5	285	Carmel, Ind. (Carmel)
77	DJ Washington	R-Fr.	OL	6-4	285	Louisville, Ky. (Ballard)
78	*Grant Hermanns	So.	OL	6-7	290	Albuquerque, N.M. (Rio Rancho)
79	**Matt McCann	Jr.	OL	6-6	300	Fishers, Ind. (Bishop Chatard)
80	***Jarrett Burgess	Sr.	WR	6-3	215	Miami, Fla. (Florida Christian)
81	*Darius Pittman	So.	TE	6-3	250	Gulfport, Miss. (Saint Stanislaus)
82	Kieren Douglas	R-Fr.	LB	6-2	220	Pickerington, Ohio (Pickerington Central)
83	**Malcolm Dotson	Jr.	WR	6-2	200	Indianapolis, Ind. (Cathedral)
85	**J.D. Dellinger	Jr.	K	6-2	195	Charlotte, N.C. (Charlotte County Day)
85	Noah Ellison	R-Fr.	WR	6-0	190	Louisville, Ky. (Trinity)
86	Ryan James	R-Fr.	WR	6-3	200	Chicago, Ill. (De La Salle)
87	Payne Durham	Fr.	TE	6-5	245	Suwanee, Ga. (Peachtree Ridge)
88	***Cole Herdman	5th	TE	6-4	245	Leesburg, Va. (Flint Hill)
89	**Brycen Hopkins	Jr.	TE	6-5	245	Nashville, Tenn. (Ensworth)
90	Lawrence Johnson	Fr.	DL	6-3	305	Fort Wayne, Ind. (Snider)
91	Chazmyn Turner	Jr.	DE	6-4	270	Mooresville, N.C. (Mooresville)
92	Giovanni Reviere	R-Fr.	DE	6-5	270	Chattanooga, Tenn. (McCallie School)
94	Robert McWilliams III	R-Fr.	DE	6-4	225	South Miami, Fla. (Coral Gables)
95	Jack Cravaack	Fr.	DE	6-5	225	Cincinnati, Ohio (Madeira)
96	*Ray Ellis	Sr.	DT	6-4	305	San Jose, Calif. (City College of San Francisco)
96	*Jake Herr	Jr.	P	6-5	230	Carmel, Ind. (Carmel)
97	Semisi Fakasiieiki	So.	DE	6-2	265	Compton, Calif. (Dominguez)
98	*Kai Higgins	Jr.	DE	6-4	255	Pomona, Calif. (Chaffey College)
99	Jack Sullivan	Fr.	DL	6-5	255	Plainfield, Ill. (Plainfield East)

* denotes letters earned.

(c) denotes captain.

Cl. denotes athletic eligibility.

Pronunciation Guide

1 Dedrick Mackey	DED-rick
11 David Blough	rhymes with PLOW
25 Tario Fuller	TAR-e-OH
27 Navon Mosley	neh-VON
38 Brennan Thieneman	THEEN-uh-MIN
40 Alexander Horvath	HOR-voth
41 Jacob Thieneman	THEEN-uh-MIN
50 Keiwan Jones	KEY-wan
50 Bearooz Yacoobi	BEAR-rooz YA-coo-BE
57 Semisi Fakasiieiki	SAH-mee-SEE FHAK-uh-see-ECK-ee



DEPTH CHART

Offense

WR or	12 Jared Sparks, So., 6-1, 210, Geismar, La. 9 Terry Wright, Sr., 5-11, 180, Memphis, Tenn.
LT or	78 Grant Hermanns, So., 6-7, 290, Albuquerque, N.M. 60 Eric Swingler, Sr., 6-6, 300, Munster, Ind. 55 Michael Mendez, Jr., 6-4, 290, Los Fresnos, Texas
LG	75 Shane Evans, Sr., 6-4, 310, Crystal Lake, Ill. 64 Dennis Edwards, 5th., 6-1, 305, Snellville, Ga.
C	53 Kirk Barron, 5th, 6-2, 300, Mishawaka, Ind. 56 Viktor Beach, R-Fr., 6-4, 305, Fort Meyers, Fla.
RG	64 Dennis Edwards, 5th, 6-1, 305, Snellville, Ga. 50 Bearooz Yacoobi, 5th, 6-5, 300, Dearborn, Mich.
RT	79 Matt McCann, Jr., 6-6, 300, Fishers, Ind. 60 Eric Swingler, Sr., 6-6, 300, Munster, Ind.
TE or	88 Cole Herdman, 5th, 6-4, 245, Leesburg, Va. 89 Brycen Hopkins, Jr., 6-5, 245, Nashville, Tenn. 81 Darius Pittman, So., 6-3, 250, Gulfport, Miss.
WR	4 Rondale Moore, Fr., 5-9, 175, New Albany, Ind. 33 Jackson Anthrop, So., 5-11, 185, West Lafayette, Ind. 18 KeyRon Catlett, So., 5-11, 185, Hopkinsville, Ky.
WR	7 Isaac Zico, Sr., 6-1, 200, Milledgeville, Ga. 80 Jarrett Burgess, Sr., 6-3, 215, Miami, Fla.
QB	11 David Blough, 5th, 6-1, 205, Carrollton, Texas 2 Elijah Sindelar, Jr., 6-4, 225, Princeton, Ky.
RB	1 D.J. Knox, 5th, 5-7, 210, Fairburn, Ga. 8 Markell Jones, Sr., 5-11, 210, Columbus, Ind. 40 Alexander Horvath, R-Fr., 6-3, 230, Mishawaka, Ind. 25 Tario Fuller, Jr., 6-0, 200, Sugar Hill, Ga.

Defense

DE	98 Kai Higgins, Jr., 6-4, 255, Pomona, Calif. 97 Semisi Fakasiieiki, So., 6-2, 265, Compton, Calif.
DT or	92 Giovanni Reviere, R-Fr., 6-5, 270, Chattanooga, Tenn. 96 Ray Ellis, Sr., 6-4, 305, San Jose, Calif. 66 Alex Criddle, Jr., 6-3, 300, Broken Arrow, Okla.
DT	44 Anthony Watts, So., 6-4, 295, Houston, Texas 47 Jeff Marks, Fr., 6-3, 270, Mobile, Ala.
DE	55 Derrick Barnes, So., 6-1, 240, Covington, Ky. 94 Robert McWilliams III, R-Fr., 6-4, 225, South Miami, Fla.
LB	21 Markus Bailey, Jr., 6-1, 240, Columbus, Ohio 35 Ja'Qurius (Jack) Smith, Fr., 6-2, 210, Lakeland, Fla.
LB	46 Cornel Jones, So., 6-2, 240, Miami, Fla. 55 Derrick Barnes, So., 6-1, 240, Covington, Ky.
LB	36 Jaylan Alexander, Fr., 6-1, 230, River Grove, Ill. 55 Derrick Barnes, So., 6-1, 240, Covington, Ky.
CB	14 Antonio Blackmon, 5th, 6-0, 195, Fort Wayne, Ind. 1 Dedrick Mackey, R-Fr., 5-11, 185, Miami, Fla. 3 Kamal Hardy, 5th, 5-11, 195, Miramar, Fla.
FS or or	27 Navon Mosley, Jr., 6-0, 195, West Bloomfield, Mich. 29 Simeon Smiley, So., 6-0, 205, Pensacola, Fla. 32 Elijah Ball, Fr., 6-1, 200, Indianapolis, Ind. 23 Cory Trice, Fr., 6-3, 195, Hopkinsville, Ky.
SS or	41 Jacob Thieneman, 5th, 6-1, 215, Noblesville, Ind. 38 Brennan Thieneman, So., 6-1, 200, Noblesville, Ind. 29 Simeon Smiley, So., 6-0, 205, Pensacola, Fla.
CB	2 Kenneth Major, R-Fr., 6-0, 195, Hopkinsville, Ky. 24 Tim Cason, 5th, 6-0, 195, Clarkston, Mich.

Specialists

Punter	31 Joe Schopper, Sr., 6-0, 205, Indianapolis, Ind. 96 Jake Herr, Jr., 6-5, 230, Carmel, Ind.
Placekicker	13 Spencer Evans, Sr., 6-1, 200, Arlington, Texas 85 J.D. Dellinger, Jr., 6-2, 195, Charlotte, N.C.
Kickoffs	13 Spencer Evans, Sr., 6-1, 200, Arlington, Texas 43 Myles Homan, Jr., 6-1, 210, Cincinnati, Ohio
Long Snapper	47 Ben Makowski, Sr., 6-2, 250, Osceola, Ind. 48 Ryan Sadkowski, Sr., 5-11, 225, Glen Ellyn, Ill.
Holder	31 Joe Schopper, Sr., 6-0, 205, Indianapolis, Ind. 96 Jake Herr, Jr., 6-5, 230, Carmel, Ind.
Kickoff Returns	4 Rondale Moore, Fr., 5-9, 175, New Albany, Ind. 33 Jackson Anthrop, So., 5-11, 185, West Lafayette, Ind.
Punt Returns	4 Rondale Moore, Fr., 5-9, 175, New Albany, Ind. 33 Jackson Anthrop, So., 5-11, 185, West Lafayette, Ind.



HEAD COACH JEFF BROHM

In merely two years, Jeff Brohm has made Purdue football captivating on campus, in the community and across the country.

The Boilermakers have put together back-to-back successful seasons, capped with bowl game appearances, and re-energized a faithful fan base. This year, they are 6-6 overall and wound up tied for second place in the Big Ten Conference West Division with a 5-4 mark, their first winning conference campaign since 2006 and highest finish since divisional alignment began in 2013. Purdue lost its first three games and then took on a more aggressive approach that led to six wins in its final nine games and a trip to the Franklin American Mortgage Music City Bowl. Three victories came over ranked opponents: No. 2 Ohio State (49-20), No. 23 Boston College (30-13) and No. 19 Iowa (38-36). The Boilermakers are averaging 31.9 points per game – their most since 2007 – and 459.0 yards of total offense, which is just shy of the school record (462.0).

Meanwhile, the Boilermakers' home attendance average of 51,120 – which included sellouts for two of the final three games – was the highest since the 2008 season. Over the last two years, Purdue's attendance has increased more than 16,600 fans per game.

Brohm was hired Dec. 5, 2016, as the 36th full-time head football coach in Purdue history. He is widely regarded as one of the most innovative offensive masterminds in college football.

On the strength of three fundamental concepts – playing harder, tougher and smarter than the opposition – the 2017 Boilermakers achieved a 7-6 record, finished tied for third place in the Big Ten West and defeated Arizona 38-35 in the Foster Farms Bowl.

Brohm came to the Boilermakers from Western Kentucky, where he compiled a remarkable 30-10 overall record (.750 winning percentage), including a 19-5 Conference USA mark (.792), from 2014 to 2016. The Hilltoppers won the 2014 Bahamas Bowl (49-48 over Central Michigan) and the 2015 Miami Beach Bowl (45-35 over Miami), as well as the 2016 Boca Raton Bowl (51-31 over Memphis under interim head coach Nick Holt).

Brohm boasts a glossy career record of 43-22, a .662 winning percentage.

Previously, Brohm served as an assistant coach at Louisville, Florida Atlantic, Illinois, UAB and Western Kentucky. He began his career as the head coach of the Louisville Fire in the af2 in 2002.

Brohm enjoyed an outstanding collegiate career at Louisville from 1989 to 1993. A three-year starting quarterback, he was voted the team's Most Valuable Player during both his junior and senior seasons, and his number 11 became part of the Louisville Ring of Honor in 2006.

Brohm played in the NFL with the San Diego Chargers (1994), Washington Redskins (1995-96), San Francisco 49ers (1997-98), Tampa Bay Buccaneers (1998), Denver Broncos (1999) and Cleveland Browns (2000). In 2001, Brohm played in the XFL for the Orlando Rage and was named first-team All-XFL.

A native of Louisville, Brohm (born April 24, 1971) earned his bachelor's degree in business administration in 1994. He and his wife, Jennifer, have a son, Brady, and a daughter, Brooke.

BROHM HEAD COACHING RECORD

Year	School	Overall	Conf.	Bowl Game
2014	Western Kentucky	8-5	4-4	Bahamas Bowl (W 49-48 over Central Michigan)
2015	Western Kentucky	12-2	8-0*	Miami Beach Bowl (W 45-35 over Miami)
2016	Western Kentucky	10-3	7-1*	Boca Raton Bowl (W 51-31 over Memphis)
Western Kentucky Totals		30-10	19-5	
2017	Purdue	7-6	4-5	Foster Farms Bowl (W 38-35 over Arizona)
2018	Purdue	6-6	5-4	Music City Bowl
Purdue Totals		13-12	9-9	
Overall Totals		43-22	28-14	

* denotes Conference USA champions.

Purdue Football Coaching and Key Support Staff

Head Coach: Jeff Brohm

Assistant Coaches:

Brian Brohm (Co-Offensive Coordinator/
Quarterbacks)

Nick Holt (Co-Defensive Coordinator/
Linebackers)

Anthony Poindexter (Co-Defensive
Coordinator/Secondary)

JaMarcus Shephard (Co-Offensive
Coordinator/Wide Receivers)

Chris Barclay (Running Backs)

Derrick Jackson (Cornerbacks)

Reggie Johnson (Defensive Line)

Mark Tommerdahl (Special Teams/Tight Ends)

Dale Williams (Offensive Line)

Kevin Wolthausen (Special Teams/Defense)

Quality Control:

JMichael Jonard, Dan Rowe, Ryan Wallace

Executive Director of Administration and

Operations/Chief of Staff: Greg Brohm

Director of Player Personnel:

Eron Hodges

Director of Player Development:

Sean Pugh

Offensive Graduate Assistants:

Max Halpin, Justin Sinz

Defensive Graduate Assistants:

T.J. McCollum, Jontavious Morris

Purdue vs. Auburn

Team Comparison

	Purdue	Auburn
Points/Game	31.9	28.2
Opponent Points/Game	27.2	19.6
Rushing Yards/Game	141.2	164.1
Opp. Rushing Yards/Game	166.3	144.2
Passing Yards/Game	317.8	209.5
Opp. Passing Yards/Game	280.9	222.4
Total Offense/Game	459.0	373.6
Total Defense/Game	447.2	366.6

NCAA Rankings

	Purdue	Auburn
Rushing Offense	102	T-68
Passing Offense	10	86
Total Offense	24	94
Scoring Offense	43	71
Red Zone Offense	8	75
Rushing Defense	66	39
Passing Defense	123	58
Total Defense	103	45
Scoring Defense	T-67	18
Red Zone Defense	55	59
Net Punting	11	6
Punt Returns	98	38
Kickoff Returns	104	45
Turnover Margin	86	T-22
Time of Possession	62	107

FACTS & FIGURES, STATS & STORIES

Purdue Bowl History

Jan. 2, 1967 // Rose Bowl
Purdue 14, USC 13

Dec. 25, 1978 // Peach Bowl
Purdue 41, Georgia Tech 21

Dec. 31, 1979 // Bluebonnet Bowl
Purdue 27, Tennessee 22

Dec. 27, 1980 // Liberty Bowl
Purdue 28, Missouri 25

Dec. 31, 1984 // Peach Bowl
Virginia 27, Purdue 24

Dec. 30, 1997 // Alamo Bowl
Purdue 33, Oklahoma State 20

Dec. 29, 1998 // Alamo Bowl
Purdue 37, Kansas State 34

Jan. 1, 2000 // Outback Bowl
Georgia 28, Purdue 25 (OT)

Jan. 1, 2001 // Rose Bowl
Washington 34, Purdue 24

Dec. 31, 2001 // Sun Bowl
Washington State 33, Purdue 27

Dec. 31, 2002 // Sun Bowl
Purdue 34, Washington 24

Jan. 1, 2004 // Capital One Bowl
Georgia 34, Purdue 27 (OT)

Dec. 31, 2004 // Sun Bowl
Arizona State 27, Purdue 23

Dec. 29, 2006 // Champs Sports Bowl
Maryland 24, Purdue 7

Dec. 26, 2007 // Motor City Bowl
Purdue 51, Central Michigan 48

Dec. 27, 2011 // Little Caesars Pizza Bowl
Purdue 37, Western Michigan 32

Jan. 1, 2013 // Heart of Dallas Bowl
Oklahoma State 58, Purdue 14

Dec. 27, 2017 // Foster Farms Bowl
Purdue 38, Arizona 35

Nissan Stadium will be the sixth National Football League facility the Boilermakers have played in for a bowl game, joining Atlanta-Fulton County Stadium (1978 Peach and 1984 Peach), the Astrodome (1979 Bluebonnet), Raymond James Stadium (2000 Outback), Ford Field (2007 Motor City and 2011 Little Caesars Pizza) and Levi's Stadium (2017 Foster Farms).

Purdue has not previously played a bowl game on Dec. 28.

Finishing Strong

Head coach Jeff Brohm has a record of 22-4 in games he has coached on or after Oct. 29, including a 6-3 mark at Purdue. In their two years under Brohm, the Boilermakers have won their regular-season finale over Indiana in the Old Oaken Bucket Game to become bowl eligible (31-24 at home in 2017 and 28-21 on the road in 2018).

High-Octane Offense

The Boilermakers are averaging 459.0 yards of total offense, 317.8 passing yards (10th in the nation) and 31.9 points per game. Those robust numbers rank fourth, fifth and sixth in school history.

Purdue Season Total Offense

462.0 – 1999
461.2 – 2000
459.2 – 1997
459.0 – 2018

Purdue Season Passing Yards

341.8 – 1985
332.2 – 1999
323.7 – 1998
321.2 – 2004
317.8 – 2018

Purdue Season Points

35.4 – 1969
34.3 – 2007
34.2 – 1998
33.0 – 1997
32.0 – 1999
31.9 – 2018

Conquering Ranked Foes

The Boilermakers defeated three ranked opponents (No. 23 Boston College 30-13, No. 2 Ohio State 49-20 and No. 19 Iowa 38-36), the first time they have done so since 2003 (No. 20 Wake Forest, No. 14 Wisconsin and No. 10 Iowa). In the three victories this season, Purdue averaged 39.0 points and 448.3 yards of total offense, while limiting the opposition to 23.0 points and 389.3 yards per game.

Bowl Banter

Nine of Purdue's opponents are playing in bowl games.

Boilermakers Crush No. 2 Buckeyes

Purdue's 49-20 seismic thumping of second-ranked and undefeated Ohio State on Oct. 20 at Ross-Ade Stadium marked the highest-ranked opponent the Boilermakers defeated since Oct. 6, 1984, when they upset No. 2 Ohio State 28-23 at Ross-Ade.

The 29-point margin of victory was the third-largest by an unranked team over a top-2 opponent in Associated Press poll history. Holy Cross topped No. 1 Boston College 55-12 in 1942 and Arkansas topped No. 1 Texas 42-11 in 1981.

The Football Writers Association of America honored the Boilermakers as its National Team of the Week.

Purdue swept the Big Ten weekly awards. Senior quarterback David Blough was named Offensive Player of the Week, junior linebacker Markus Bailey Defensive Player of the Week, senior punter Joe Schopper Special Teams Player of the Week and wide receiver Rondale Moore Freshman of the Week. It was the first time a school earned all four honors since the Big Ten began awarding Freshman of the Week in 2010.

Wins Over Second-Ranked Teams

Oct. 24, 1953	Purdue 6, No. 2 Michigan State 0
Sept. 28, 1968	No. 1 Purdue 37, No. 2 Notre Dame 22
Sept. 28, 1974	Purdue 31, No. 2 Notre Dame 20
Oct. 6, 1984	Purdue 28, No. 2 Ohio State 23
Oct. 20, 2018	Purdue 49, No. 2 Ohio State 20

Big Ten Road Warriors

Purdue won a school-record tying three Big Ten road games (at Nebraska, Illinois and Indiana) for the first time since 2006 and for the 17th time in school history: 1929, 1930, 1932, 1933, 1943, 1944, 1955, 1957, 1965, 1966, 1967, 1973, 1979, 1980, 1997, 2006 and 2018.

Big Win

Purdue's 39-point margin of victory (46-7) at Illinois on Oct. 13 was the largest since a 48-6 win over Eastern Kentucky on Sept. 1, 2012; largest against an FBS opponent since a 62-10 win over Indiana on Nov. 22, 2008; and largest in a Big Ten road game since a 56-7 win at Indiana on Nov. 22, 1997.

The Boilermakers boast seven Big Ten road wins by 30-plus points in the last 50 seasons and 16 in school history.

30-Plus Point Big Ten Road Wins Last 50 Seasons

49 Purdue 56, Indiana 7	Nov. 22, 1997
45 Purdue 48, Illinois 3	Oct. 25, 1997
42 Purdue 49, Northwestern 7	Oct. 27, 1984
39 Purdue 46, Illinois 7	Oct. 13, 2018
37 Purdue 51, Indiana 14	Nov. 24, 1995
35 Purdue 35, Northwestern 0	Oct. 17, 1981
35 Purdue 56, Northwestern 21	Nov. 7, 1998



FACTS & FIGURES, STATS & STORIES

Purdue Football Is Fan-Tastic

The Boilermakers attracted two capacity crowds of 60,716 at Ross-Ade Stadium – for the Ohio State and Iowa games – a first since 2007. Purdue's home attendance average of 51,120 was the highest since the 2008 season.

Over the last three seasons, the Boilermakers have seen their attendance grow 33 percent (from 34,451 in 2016), tops in the country. Purdue was the only school to see its average increase by 3,000 from both 2016 to 2017 (nation-best 13,433) and from 2017 to 2018 (3,236).

For the Music City Bowl, Purdue has accounted for 11,000 tickets – 3,000 more than the bowl's original allotment – assuring the Boilermakers of their largest bowl game crowd since 20,000 Purdue fans attended the 2004 Capital One Bowl in Orlando, Florida.

Big Ten Honors Upon Big Ten Honors

The Boilermakers had a school-record 10 Big Ten Player of the Week honors.

2018 Big Ten Weekly Honors

Sept. 3 – Rondale Moore (Freshman)

Sept. 17 – David Blough (Offense)

Sept. 24 – Rondale Moore (Freshman)

Oct. 1 – Joe Schopper (Special Teams)

Oct. 22 – David Blough (Offense), Markus Bailey (Defense), Joe Schopper (Special Teams), Rondale Moore (Freshman)

Nov. 5 – Terry Wright (Offense), Spencer Evans (Special Teams)

Big-Play Boilermakers

Purdue has totaled 65 plays of 20-plus yards from the line of scrimmage (48 passing and 17 rushing), an average of 5.4 per game. That total includes 41 of 30-plus yards (30 passing and 11 rushing) to rank tied for seventh nationally, 24 of 40-plus yards (17 passing and seven rushing) to rank seventh nationally, 10 of 50-plus yards (eight passing and two rushing) and five of 60-plus (four passing and one rushing).

Yards, Yards and More Yards

Purdue amassed 614 yards of total offense against Missouri on Sept. 15, the fifth-most in school history.

Purdue Game Total Offense

763 yards vs. Indiana, Nov. 20, 2004

692 yards vs. Minnesota, Oct. 3, 1998

627 yards vs. Southeast Missouri, Sept. 17, 2011

616 yards at Illinois, Oct. 18, 1980

614 yards vs. Missouri, Sept. 15, 2018

Getting Their Steps In

Four times during the 2018 season, the Boilermakers and their opponent combined for more than 1,000 yards of total offense. The 1,222 combined yards amassed by Purdue and Missouri on Sept. 15 were the most in school history.

1,000-Plus Combined Yards

1,222 yards – Purdue (614) vs. Missouri (608), Sept. 15, 2018

1,208 yards – Purdue (516) at Indiana (692), Nov. 30, 2013

1,145 yards – Purdue (486) vs. Indiana (659), Nov. 28, 2015

1,135 yards – Purdue (514) vs. Notre Dame (621), Oct. 1, 2005

1,125 yards – Purdue (472) at Hawaii (653), Nov. 25, 2006

1,121 yards – Purdue (763) vs. Indiana (358), Nov. 20, 2004

1,108 yards – Purdue (505) vs. Northwestern (603), Oct. 15, 2005

1,098 yards – Purdue (516) at Nebraska (582), Sept. 29, 2018

1,085 yards – Purdue (539) vs. Ohio State (546), Oct. 20, 2018

1,071 yards – Purdue (492) at Minnesota (579), Oct. 11, 1997

1,070 yards – Purdue (558) vs. Indiana (512), Nov. 24, 2012

1,066 yards – Purdue (551) at Illinois (515), Oct. 4, 2014

1,048 yards – Purdue (583) vs. Central Michigan (465), Sept. 15, 2007

1,048 yards – Purdue (512) at Notre Dame (536), Oct. 2, 2004

1,028 yards – Purdue (535) vs. Toledo (493), Sept. 5, 2009

1,025 yards – Purdue (505) vs. Iowa (520), Oct. 15, 2016

1,022 yards – Purdue (587) vs. Central Michigan (435), Dec. 26, 2007

1,016 yards – Purdue (504) vs. Cincinnati (512), Sept. 10, 2016

1,013 yards – Purdue (692) vs. Minnesota (321), Oct. 3, 1998

1,007 yards – Purdue (462) vs. Wisconsin (545), Nov. 17, 2018

1,006 yards – Purdue (559) vs. Wisconsin (447), Oct. 18, 1997

1,004 yards – Purdue (531) at Indiana (473), Nov. 22, 1997

Purdue All-Big Ten Honorees

Rondale Moore, WR

Richter-Howard Receiver of the Year
Thompson-Randle El Freshman of the Year
First-Team Wide Receiver (coaches/media)
First-Team Return Specialist (coaches)
Second-Team Return Specialist (media)

Markus Bailey, LB

Second-Team (coaches)
Third-Team (media)

David Blough, QB

Third-Team (media)
Honorable Mention (coaches)

Brycen Hopkins, TE

Third-Team (media)
Honorable Mention (coaches)

Joe Schopper, P

Third-Team (coaches)
Honorable Mention (media)

Derrick Barnes, LB

Honorable Mention (coaches)

Kirk Barron, C

Honorable Mention (coaches/media)

Antonio Blackmon, CB

Honorable Mention (coaches/media)

Spencer Evans, K

Honorable Mention (coaches/media)

D.J. Knox, RB

Honorable Mention (coaches)

Kenneth Major, CB

Honorable Mention (media)

Matt McCann, OT

Honorable Mention (coaches/media)

Lorenzo Neal, DT

Honorable Mention (coaches/media)

Jacob Thieneman, S

Honorable Mention (coaches/media)

Isaac Zico, WR

Honorable Mention (media)

Big Ten West Division Standings

	Overall	B1G	Div
Northwestern	8-5	8-1	6-0
Wisconsin	7-5	5-4	4-2
Iowa	8-4	5-4	3-3
PURDUE	6-6	5-4	3-3
Minnesota	6-6	3-6	2-4
Nebraska	4-8	3-6	2-4
Illinois	4-8	2-7	1-5

FRESHMAN SENSATION RONDALE MOORE

Big Ten/Purdue Season Receptions

121 – Chris Daniels, 1999
103 – Rondale Moore, 2018

Purdue Season Receiving Yards

1,307 – John Standeford, 2002
 1,236 – Chris Daniels, 1999
 1,228 – Brian Alford, 1997
1,164 – Rondale Moore, 2018

Purdue Season Receiving Touchdowns

16 – Taylor Stubblefield, 2004
 13 – Vinny Sutherland, 2000
 13 – John Standeford, 2002
 12 – Brian Alford, 1996
12 – Rondale Moore, 2018

Purdue Season All-Purpose Yards

2,121 – Dorian Bryant, 2007
2,048 – Rondale Moore, 2018

Purdue Season 100-Yard Receiving Games

7 – Steve Griffin, 1984
 7 – John Standeford, 2002
7 – Rondale Moore, 2018

Purdue Career 100-Yard Receiving Games

14 – John Standeford, 2000-03
 12 – Brian Alford, 1994-97
 11 – Taylor Stubblefield, 2001-04
 9 – Steve Griffin, 1982-85
 9 – Dorian Bryant, 2004-07
 9 – DeAngelo Yancey, 2013-16
 7 – Vinny Sutherland, 1997-2000
 7 – Keith Smith, 2006-10
7 – Rondale Moore, 2018

Purdue Consensus All-Americans

1929	Elmer Sleight, T
	Ralph Welch, HB
1932	Paul Moss, E*
1933	Duane Purvis, HB
1940	Dave Rankin, E
1943	Alex Agase, G
1952	Bernie Flowers, E
1965	Bob Griese, QB
1967	Leroy Keyes, HB*
1968	Leroy Keyes, HB-DB*
	Chuck Kyle, MG
1969	Mike Phipps, QB*
1972	Otis Armstrong, HB
	Dave Butz, DT
1980	Mark Herrmann, QB*
	Dave Young, TE*
1986	Rod Woodson, DB
2001	Travis Dorsch, P
2004	Taylor Stubblefield, WR
2010	Ryan Kerrigan, DE*
2018	Rondale Moore, AP

* denotes unanimous selection.



Purdue sensation Rondale Moore is the first true freshman consensus All-American in the country since Oklahoma running back Adrian Peterson in 2004 and the first Big Ten Conference freshman (true or redshirt) so recognized since freshmen became eligible in 1972.

Moore was a first-team All-American as an all-purpose player by the Associated Press and the Football Writers Association of America and a second-team selection as an athlete by the *Sporting News*. He also garnered All-America honors from CBS Sports, ESPN and *Sports Illustrated*.

Moore became the first non-junior or senior Purdue player to earn first-team All-American honors, first by any Boilermaker since defensive end Ryan Kerrigan was a unanimous selection in 2010 and the 21st consensus All-American in school history (including Leroy Keyes twice).

Furthermore, Moore won the Paul Hornung Award (most versatile player in college football) and the Paul Warfield Award (nation's top receiver) and was a semifinalist for the Maxwell Award (nation's outstanding player) and the Biletnikoff Award (nation's outstanding receiver). He was the National Freshman of the Year by CBS Sports.

Moore leads the nation with 103 receptions, the second-most in a season by a Big Ten player. Chris Daniels of Purdue holds the record with 121 in 1999. Moore leads the conference with 1,164 receiving yards (11th nationally and fourth in school history) and 12 receiving touchdowns (tied for seventh nationally and tied for fourth in school history) and ranks second with 2,048 all-purpose yards (fourth nationally and second in school history) and 13 total touchdowns (tied for 11th in school history). Moore boasts seven 100-yard receiving games, tied for the most in a season in Purdue annals and tied for fifth on the career list. He tops the country with 822 yards after catches.

The last Purdue player to lead the Big Ten in receptions was Smith (91) in 2009, and the last to lead the country was running back Rodney Carter (98) in 1985. The only other Boilermaker to lead the country was tight end Dave Young (67) in 1980.

Moore has possessed the football 162 times and is averaging 12.6 yards per touch. He has 30 plays of 20 or more yards, including a 76-yard touchdown rush and a 70-yard scoring reception. Moore is the Boilermakers' third-leading rusher (18 carries for 203 yards, 11.3 average) and tops the team in kickoff returns (30 for 599 yards, 20.0 average) and punt returns (11 for 82 yards, 7.5 average).

Big Ten Honors

Moore earned two major Big Ten honors – the Richter-Howard Receiver of the Year and the Thompson-Randle El Freshman of the Year. He was the first Boilermaker to be recognized as the Big Ten's best receiver and the fifth to be selected the top freshman. He was named Big Ten Newcomer of the Year by the AP.

Moreover, Moore earned first-team All-Big Ten honors as a wide receiver by the coaches and media, becoming the first Purdue player at that position so honored since Keith Smith in 2009. Moore was named first-team return specialist by the coaches and second-team by the media, as well. He earned Big Ten Freshman of the Week honors four times – following games against Northwestern, No. 23 Boston College, No. 2 Ohio State and Indiana.

Dynamic Debut

In his first collegiate game, Moore set the Purdue game record with 313 all-purpose yards against Northwestern on Aug. 30 – the fifth-most in the country this season. He had 79 rushing yards, 109 receiving yards (the first freshman with 100-plus in his debut) and 125 kickoff return yards.

The previous mark of 312 all-purpose yards was held by Otis Armstrong in his last collegiate game against Indiana on Nov. 25, 1972. Moore amassed his yardage total on merely 18 touches, while Armstrong needed 34.

Moore had a 76-yard rush in the first quarter, the longest by a Purdue player since Akeem Hunt reeled off an 82-yarder at Indiana on Nov. 29, 2014.



SENIOR QUARTERBACK DAVID BLOUGH

Senior quarterback David Blough is enjoying his best season as a Boilermaker, having completed 66.6 percent of his passes and compiled a 151.8 passing efficiency rating – both school records. He ranks second in the Big Ten Conference with an average of 293.4 passing yards per game (10th nationally), 296.2 yards of total offense per game and 25 passing touchdowns, and third with a 151.8 passing efficiency mark.

The impressive numbers added up to third-team All-Big Ten honors by the media and honorable mention recognition by the coaches.

On the Purdue season lists, Blough is tied for fifth in passing touchdowns, seventh in passing yards (3,521) and total offense (3,554), eighth in completions (283), and 10th in passing attempts (425). He has tied the school season mark with seven 300-yard passing games.

On Sept. 15 against Missouri, Blough set the Purdue game passing yards record (572) and the Big Ten game total offense mark (590). In the Boilermakers' 49-20 win over second-ranked and undefeated Ohio State on Oct. 20, Blough completed 25 of 43 passes for 378 yards with three touchdowns.

Blough was enjoying a solid 2017 season when it came to a crashing halt Nov. 4, the result of a horrific right ankle dislocation. The consummate team player, he was captured giving a thumbs up to his teammates, coaches and fans while being placed in an ambulance. Blough vowed to return, better than ever, and be ready for spring practice this season. To the surprise of no one, he did just that.

On the Purdue career lists, Blough ranks second in 300-yard passing games (13); third in passing attempts (1,392), completions (849), passing touchdowns (69) and total offense (9,793); tied for third in completion percentage (.610); fourth in passing yards (9,550) and quarterback starts (36); sixth in passing efficiency (129.1); and tied for seventh in quarterback wins (13).

Blough has accepted an invitation to play in the East-West Shrine Game on Jan. 19, 2019.

More Than Football

Blough was one of three finalists for the Wuerffel Trophy. The award is presented to the college football player that best combines exemplary community service with athletic and academic achievement.

Blough is the epitome of a student-athlete and citizen. The native of Carrollton, Texas, is a team captain, held in high esteem at Purdue and the Greater Lafayette community for his citizenship and unselfishness. A leader of the Purdue chapter of the Fellowship of Christian Athletes, he volunteers for nearly all team-related community service projects. Perhaps most notable are his seven trips to an AIDS orphanage in South Africa, including all five of his spring breaks.

Blough was Purdue's Big Ten Sportsmanship Award recipient, as well.

Blough is pursuing a master's degree in health and kinesiology after earning his bachelor's in organizational leadership. He was a semifinalist for the William V. Campbell Trophy, which recognizes the absolute best football scholar-athlete in the nation, and earned Academic All-District V and All-Big Ten laurels.

Purdue Season Passing Attempts

569 – Drew Brees, 1998
569 – Curtis Painter, 2007
554 – Drew Brees, 1999
530 – Curtis Painter, 2006
517 – David Blough, 2016
512 – Drew Brees, 2000
450 – Jim Everett, 1985
433 – Joey Elliott, 2009
431 – Jim Everett, 1984

425 – David Blough, 2018

Purdue Season Completions

361 – Drew Brees, 1998
356 – Curtis Painter, 2007
337 – Drew Brees, 1999
315 – Curtis Painter, 2006
309 – Drew Brees, 2000
295 – David Blough, 2016
285 – Jim Everett, 1985

283 – David Blough, 2018

Purdue Season Completion Percentage

.666 – David Blough, 2018
.658 – Mark Herrmann, 1980
.656 – Robert Marve, 2012

Purdue Season Passing Yards

3,985 – Curtis Painter, 2006
3,983 – Drew Brees, 1998
3,909 – Drew Brees, 1999
3,846 – Curtis Painter, 2007
3,668 – Drew Brees, 2000
3,651 – Jim Everett, 1985

3,521 – David Blough, 2018

Purdue Season Passing Touchdowns

39 – Drew Brees, 1998
31 – Kyle Orton, 2004
29 – Curtis Painter, 2007
26 – Drew Brees, 2000
25 – Drew Brees, 1999
25 – David Blough, 2016

25 – David Blough, 2018

Purdue Season Passing Efficiency

151.8 – David Blough, 2018
151.1 – Kyle Orton, 2004
150.5 – Mark Herrmann, 1980

Purdue Season Total Offense

4,189 – Drew Brees, 2000
4,176 – Drew Brees, 1998
4,092 – Curtis Painter, 2006
4,086 – Drew Brees, 1999
3,826 – Curtis Painter, 2007
3,589 – Jim Everett, 1985

3,554 – David Blough, 2018

Purdue Season 300-Yard Passing Games

7 – Jim Everett, 1985
7 – Drew Brees, 1999

7 – David Blough, 2018

Purdue Career Passing Attempts

1,678 – Drew Brees, 1997-2000
1,648 – Curtis Painter, 2005-08
1,392 – David Blough, 2015-18

Purdue Career Completions

1,026 – Drew Brees, 1997-2000
987 – Curtis Painter, 2005-08
849 – David Blough, 2015-18

Purdue Career Completion Percentage

.638 – Robert Marve, 2010-12
.611 – Drew Brees, 1997-2000
.610 – Joey Elliott, 2006-09
.610 – David Blough, 2015-18

Purdue Career Passing Yards

11,792 – Drew Brees, 1997-2000
11,163 – Curtis Painter, 2005-08
9,946 – Mark Herrmann, 1977-80
9,550 – David Blough, 2015-18

Purdue Career Passing Touchdowns

90 – Drew Brees, 1997-2000
71 – Mark Herrmann, 1977-80
69 – David Blough, 2015-18

Purdue Career Passing Efficiency

132.7 – Jim Everett, 1981-85
132.5 – Drew Brees, 1997-2000
129.4 – Brandon Kirsch, 2002-05
129.2 – Mark Herrmann, 1977-80
129.2 – Joey Elliott, 2006-09
129.1 – David Blough, 2018

Purdue Career Total Offense

12,692 – Drew Brees, 1997-2000
11,511 – Curtis Painter, 2005-08
9,793 – David Blough, 2015-18

Purdue Career 300-Yard Passing Games

16 – Drew Brees, 1997-2000
13 – David Blough, 2015-18

Purdue Career Quarterback Rushing Touchdowns

15 – Mark Vitali, 1974-76
14 – Bob Griese, 1964-66
14 – Drew Brees, 1997-2000
13 – Curtis Painter, 2005-08
12 – Bo Bobrowski, 1972-73
12 – Eric Hunter, 1989-92
12 – David Blough, 2015-18

Purdue Career Quarterback Starts

45 – Mark Herrmann, 1977-80
41 – Curtis Painter, 2005-08
37 – Drew Brees, 1997-2000
36 – David Blough, 2015-18

Purdue Career Quarterback Wins

33 – Mark Herrmann, 1977-80
24 – Drew Brees, 1997-2000
22 – Bob Griese, 1964-66
22 – Mike Phipps, 1967-69
22 – Curtis Painter, 2005-08
19 – Kyle Orton, 2001-04
13 – Jim Everett, 1983-85
13 – David Blough, 2015-18



FACTS & FIGURES, STATS & STORIES

Purdue Season Rushing Average

6.6 – Leroy Keyes, 1967
 6.3 – Harry Szulborski, 1947
 6.1 – John Drake, 1936
 6.0 – Mike Pruitt, 1974
 6.0 – Jaycen Taylor, 2006
 5.9 – Tony Butkovich, 1943
 5.9 – Mike Alstott, 1994
 5.9 – Mike Alstott, 1995
 5.8 – Jeff Hill, 1991
5.8 – D.J. Knox, 2018

Purdue Career Rushing Attempts

670 – Otis Armstrong, 1970-72
 664 – Kory Sheets, 2005-08
 644 – Mike Alstott, 1992-95
 612 – Montrell Lowe, 1999-02
 578 – Scott Dierking, 1973-76
 569 – Jerod Void, 2002-05
532 – Markell Jones, 2015-18

Purdue Career Rushing Yards

3,635 – Mike Alstott, 1992-95
 3,341 – Kory Sheets, 2005-08
 3,315 – Otis Armstrong, 1970-72
 2,863 – Scott Dierking, 1973-76
 2,648 – Montrell Lowe, 1999-02
2,559 – Markell Jones, 2015-18

Purdue Career Rushing Touchdowns

48 – Kory Sheets, 2005-08
 39 – Mike Alstott, 1992-95
 36 – Jerod Void, 2002-05
 30 – Perry Williams, 1966-68
 29 – Leroy Keyes, 1966-68
 27 – Corey Rogers, 1991-95
 25 – Scott Dierking, 1973-76
 25 – Edwin Watson, 1994-97
20 – Markell Jones, 2015-18

Purdue Career Rushing Average

5.88 – Leroy Keyes, 1966-68
 5.80 – Jeff Hill, 1990-93
 5.64 – Mike Alstott, 1992-95
 5.60 – Jaycen Taylor, 2006-07, 2009
 5.48 – Akeem Hunt, 2011-14
 5.43 – Duane Purvis, 1932-34
 5.37 – Jim Carter, 1932-34
5.28 – D.J. Knox, 2015-18

Purdue Career Total Touchdowns

54 – Kory Sheets, 2005-08
 42 – Mike Alstott, 1992-95
 37 – Leroy Keyes, 1966-68
 36 – Jerod Void, 2002-05
 31 – Perry Williams, 1966-68
 31 – Brian Alford, 1994-97
 30 – Vinny Sutherland, 1997-00
 30 – Dorian Bryant, 2004-07
 29 – Stan Brown, 1968-70
 29 – Corey Rogers, 1991-95
 27 – Dave Young, 1977-80
 27 – Edwin Watson, 1994-97
 27 – John Standeford, 2000-03
 25 – Scott Dierking, 1973-76
 24 – Otis Armstrong, 1970-72
22 – Markell Jones, 2015-18

Markus Bailey

Butkus Award semifinalist ... second-team All-Big Ten by coaches and third-team by media ... leads Big Ten and ranks ninth nationally with average of 6.2 solo tackles per game ... tied for fifth in Big Ten with 8.7 total tackles per game ... tops team with 5.5 sacks and ranks second with 8.0 tackles for loss ... has two pass breakups, one interception and one fumble forced ... first Boilermaker with 100-plus tackles (104) since Landon Feichter in 2014 ... on Purdue career lists ranks tied for 15th with 211 solo tackles, tied for 16th with 12.5 sacks and 19th with 302 total tackles ... has started 35 consecutive games.

Derrick Barnes

Honorable mention All-Big Ten by coaches ... ranks third on Boilermakers with 82 tackles ... fourth with 5.0 tackles for loss and tied for fourth with 3.0 sacks.

Kirk Barron

Honorable mention All-Big Ten by coaches and media ... anchors offensive line from center position and has started all 37 games over last three seasons and 38 in a row, dating to 2015 ... Purdue averages 459.0 yards of total offense (most since 2000), including 317.8 passing yards (most since 2004).

Antonio Blackmon

Honorable mention All-Big Ten by coaches and media ... tied for eighth in Big Ten with 0.9 passes defended (team-leading nine pass breakups and two interceptions to rank second) ... has 62 tackles.

Spencer Evans

Honorable mention All-Big Ten by coaches and media ... ranks second in Big Ten with 18 field goals (tied for fourth on the Purdue season list) and third in overall scoring and kick scoring (7.8 points per game) ... has made 78.3 percent of his field goal attempts (seventh on the Purdue season list) ... ranks 10th on school season points scored list with 94 ... holds Purdue career record with .765 field goal percentage (26 of 34) and ranks eighth with 26 field goals.

Brycen Hopkins

Third-team All-Big Ten by media and honorable mention by coaches ... ranks second among Big Ten tight ends with 564 receiving yards and fourth with 32 receptions (third on Boilermakers) ... has two receiving touchdowns ... had two 100-yard receiving games to become first Purdue tight end with more than one since Dustin Keller had three in 2007.

Markell Jones

On Purdue career lists, ranks sixth with 2,559 rushing yards, seventh with 532 rushing attempts, ninth with 20 rushing touchdowns and 16th with 22 total touchdowns.

D.J. Knox

Honorable mention All-Big Ten by coaches ... paces Purdue with 868 rushing yards and eight rushing touchdowns (both most by a Boilermaker since 2015) ... average of 5.8 yards per rush ranks tied for ninth on school season list ... has 27 receptions for 180 yards and one touchdown ... ranks eighth on school career list with 5.28 rushing average.

Kenneth Major

Honorable mention All-Big Ten by media ... tied for sixth in Big Ten with three interceptions ... shares team lead with one fumble recovered ... has 55 tackles and two pass breakups.

Matt McCann

Honorable mention All-Big Ten by coaches and media ... moved from right guard to right tackle and started all 12 games ... has started all 25 games over last two seasons and 33 in a row (35 total), dating to 2015 ... Boilermakers average 459.0 yards of total offense (most since 2000), including 317.8 passing yards (most since 2004).

Lorenzo Neal

Honorable mention All-Big Ten by coaches and media ... tied for seventh in Big Ten with two fumbles forced ... has 30 tackles, including 3.0 for loss and 1.0 sack, with two pass breakups and one blocked field goal.

Joe Schopper

Second-team Academic All-American with 3.83 grade-point average in pharmacy ... Academic All-District V ... third-team All-Big Ten by coaches and honorable mention by media ... ranks sixth in Big Ten with average of 43.1 yards per punt (tied for sixth on Purdue season list) ... of his 56 attempts, 27 have been fair caught (48 percent) and 21 have come to rest inside the opponent's 20-yard line (38 percent) ... has 11 punts of 50-plus yards ... on Purdue career lists ranks second with 243 punts and tied for sixth with 41.0-yard punting average.

Jacob Thieneman

Academic All-District V ... honorable mention All-Big Ten by coaches and media ... tied for ninth in Big Ten with average of 7.9 tackles per game ... ranks third on Boilermakers with 7.0 tackles for loss and five pass breakups and fourth with 71 total tackles despite playing only nine games.

FACTS & FIGURES, STATS & STORIES

Isaac Zico

Honorable mention All-Big Ten by media ... ranks second on Boilermakers with 43 receptions, 712 receiving yards and six receiving touchdowns.

Standing Tall

Standing 5-foot-7 and 5-foot-9, respectively, D.J. Knox and Rondale Moore have been two of the Boilermakers' most productive players. Combined, the compact duo has accounted for 99 of Purdue's 238 rushing and receiving first downs (42 percent), 22 of 47 touchdowns (47 percent), 1,071 of 1,694 rushing yards (63 percent) and 1,344 of 3,814 receiving yards (35 percent).

Looking To Make History

Senior quarterback David Blough, freshman wide receiver Rondale Moore and senior running back D.J. Knox have the opportunity to pull off a first-time feat in 130 seasons of Purdue football: a 3,000-yard passer, 1,000-yard rusher and 1,000-yard receiver. Blough (3,521 passing yards) and Moore (1,164 receiving yards) have reached their milestones, while Knox needs 132 rushing yards to make history.

100 x 2

On Sept. 8 against Eastern Michigan, senior running backs D.J. Knox (career-high 152 yards) and Markell Jones (109) became the first Purdue duo to rush for 100 yards in the same game since Nov. 23, 2002, when Brandon Jones (131) and Joey Harris (102) accomplished the feat at Indiana.

Last Five 100-Yard Rushing Duos

Sept. 17, 1994, vs. Ball State: Mike Alstott (156) and Corey Rogers (124)

Nov. 4, 1995, vs. Wisconsin: Mike Alstott (204) and Edwin Watson (194)

Oct. 26, 2002, at Northwestern: Brandon Jones (165) and Joey Harris (132)

Nov. 23, 2002, vs. Indiana: Brandon Jones (131) and Joey Harris (102)

Sept. 8, 2018, vs. Eastern Michigan: D.J. Knox (152) and Markell Jones (109)

100 x 3

One week after having two 100-yard rushers in a game, the Boilermakers had three 100-yard receivers against Missouri on Sept. 15: freshman wide receiver Rondale Moore (137), junior tight end Brycen Hopkins (136) and senior wide receiver Isaac Zico (100). They became the first trio to accomplish the feat since the 2007 Motor City Bowl, when Dustin Keller (150), Greg Orton (136) and Jake Standeford (112) did so against Central Michigan, and merely the fifth in school history.

100-Yard Receiving Trios

Oct. 3, 1998, vs. Minnesota: Randall Lane (137), Gabe Cox (133) and Cliff Jackson (101)

Oct. 28, 2000, vs. Ohio State: Vinny Sutherland (142), Seth Morales (115) and Tim Stratton (100)

Nov. 20, 2004, vs. Indiana: Kyle Ingram (209), Taylor Stubblefield (138) and Dorian Bryant (131)

Dec. 26, 2007, vs. Central Michigan: Dustin Keller (150), Greg Orton (136) and Jake Standeford (112)

Sept. 15, 2018, vs. Missouri: Rondale Moore (137), Brycen Hopkins (136) and Isaac Zico (100)

300 x 3 Straight

David Blough became the fourth quarterback in Purdue history to throw for 300-plus yards in three consecutive games against Nebraska, Illinois and Ohio State. Jim Everett and Drew Brees accomplished the feat twice, while Kyle Orton and Curtis Painter did it once. Blough joined Everett and Brees as the only ones to do so against three Big Ten opponents. No player in school annals has thrown for 300-plus yards in four straight games. Blough threw for 300-plus yards in the last two regular-season games (386 vs. Wisconsin and 310 at Indiana).

300 Passing Yards In 3 Straight Games

1985 – Jim Everett (398 at Pittsburgh, 340 vs. Ball State, 368 vs. Notre Dame – 1,106 total)

1985 – Jim Everett (464 vs. Illinois, 497 at Ohio State, 315 vs. Michigan State – 1,276 total)

1998 – Drew Brees (522 vs. Minnesota, 494 at Wisconsin, 361 at Penn State – 1,377 total)

1999 – Drew Brees (317 vs. Notre Dame, 320 vs. Central Michigan, 405 vs. Northwestern – 1,042 total)

2004 – Kyle Orton (329 vs. Ball State, 366 at Illinois, 385 at Notre Dame – 1,080 total)

2007 – Curtis Painter (348 vs. Eastern Illinois, 360 vs. Central Michigan, 338 at Minnesota – 1,046 total)

2018 – David Blough (328 at Nebraska, 377 at Illinois, 378 vs. Ohio State – 1,083 total)

Evans' Game-Winner

In the Boilermakers' 38-36 win over No. 19 Iowa on Nov. 3, senior kicker Spencer Evans drilled his first game-winning field goal and the seventh for Purdue since 2000:

* Travis Dorsch (33 yards) vs. Michigan, Oct. 7, 2000 (0:04)

* Ben Jones (18 yards) at Wisconsin, Oct. 18, 2003 (0:03)

* Casey Welch (18 yards) at Michigan State, Nov. 4, 2006 (4:49)

* Chris Summers (40 yards) vs. Central Michigan (Motor City Bowl), Dec. 26, 2007 (0:00)

* Paul Griggs (46 yards) at Iowa, Nov. 10, 2012 (0:00)

* J.D. Dellinger (28 yards) at Illinois, Oct. 8, 2016 (OT)

* Spencer Evans (25 yards) vs. Iowa, Nov. 3, 2018 (0:08)

Purdue Season Points Scored

114 – Leroy Keyes, 1967

111 – Ben Jones, 2003

110 – Chris Summers, 2007

108 – Stan Brown, 1969

102 – Kory Sheets, 2008

96 – Tony Butkovich, 1943

96 – Travis Dorsch, 1998

96 – Taylor Stubblefield, 2004

96 – Carson Wiggs, 2011

94 – Spencer Evans, 2018

Purdue Season Field Goals

25 – Ben Jones, 2003

22 – Travis Dorsch, 2001

19 – Carson Wiggs, 2011

18 – Travis Dorsch, 1999

18 – Chris Summers, 2007

18 – Spencer Evans, 2018

Purdue Season Field Goal Percentage

.833 (25-30) – Ben Jones, 2003

.818 (18-22) – Chris Summers, 2007

.815 (22-27) – Travis Dorsch, 2001

.800 (16-20) – Paul Griggs, 2014

.789 (15-19) – Joe O'Leary, 1992

.789 (15-19) – Carson Wiggs, 2010

.783 (18-23) – Spencer Evans, 2018

Purdue Season Punting Average

48.1 – Travis Dorsch, 2001

44.6 – Shawn McCarthy, 1989

43.5 – Cody Webster, 2013

43.3 – Cody Webster, 2010

43.2 – Eric Bruun, 1991

43.1 – Jared Armstrong, 2006

43.1 – Joe Schopper, 2018

Purdue Career Field Goals

68 – Travis Dorsch, 1998-01

56 – Carson Wiggs, 2008-11

43 – Ben Jones, 2003-05

36 – Jonathan Briggs, 1985-87

31 – Chris Summers, 2006-09

31 – Paul Griggs, 2012-15

27 – Scott Sovereign, 1976-78

26 – Spencer Evans, 2017-18

Purdue Career Field Goal Percentage

.765 (26-34) – Spencer Evans, 2017-18

.737 (56-76) – Carson Wiggs, 2008-11

.701 (68-97) – Travis Dorsch, 1998-01

Purdue Career Punts

273 – Shawn McCarthy, 1986-89

243 – Joe Schopper, 2015-18

Purdue Career Punting Average

48.5 – Travis Dorsch, 1998-01

43.0 – Cody Webster, 2010-13

42.4 – Eric Bruun, 1990-91

41.7 – Jared Armstrong, 2006-07

41.2 – Shawn McCarthy, 1986-89

41.0 – Brent Slaton, 2002-03

41.0 – Joe Schopper, 2015-18

FACTS & FIGURES, STATS & STORIES

Purdue Academic All-American

Joe Schopper – second team

Purdue Academic All-District V Honorees

David Blough
Joe Schopper
Jacob Thieneman

Purdue Academic All-Big Ten Honorees

Markus Bailey
David Blough
Brian Bravo
Danny Carollo
Alex Criddle
David Day
J.D. Dellinger
Noah Ellison
Shane Evans
Ryan Flaherty
Grant Hermanns
Jake Herr
Ronnie Hill
Alexander Horvath
Ben Makowski
Matt McCann
Robert McWilliams III
Navon Mosley
Aidan O'Connell
Marc Roland
Brooks Royal
Ryan Sadkowski
Joe Schopper
Elijah Sindelar
Nick Sipe
Mark Stickford
Brennan Thieneman
Jacob Thieneman
Bearooz Yacoobi

2019 Purdue Schedule

Aug. 31 – at Nevada
Sept. 7 – VANDERBILT
Sept. 14 – TCU
Sept. 28 – MINNESOTA
Oct. 5 – at Penn State
Oct. 12 – MARYLAND (Homecoming)
Oct. 19 – at Iowa
Oct. 26 – ILLINOIS
Nov. 2 – NEBRASKA
Nov. 9 – at Northwestern
Nov. 23 – at Wisconsin
Nov. 30 – INDIANA

Brothers In Arms

When senior safety Jacob Thieneman and sophomore safety Brennan Thieneman took the field together against Boston College on Sept. 22, it marked the first time that Purdue siblings played alongside one another since offensive linemen Rob and Matt Turner in 2002.

Making The Grade

Purdue football and the entire athletics department support the educational mission of the university in its pursuit of academic achievement and graduation.

Through the spring 2018 semester, the football program boasted a cumulative grade-point average of 2.84.

Eight current Boilermakers earned their bachelor's degree in December: Markus Bailey (movement and sport sciences), Antonio Blackmon (movement and sport sciences), Jarrett Burgess (selling and sales management), D.J. Knox (selling and sales management and retail management), Michael Mendez (educational studies), Eric Swingler (financial counseling and planning), Jacob Thieneman (mechanical engineering) and Chazmyr Turner (selling and sales management). They joined seven other graduates on the team: Kirk Barron (organizational leadership), David Blough (organizational leadership), Kamal Hardy (selling and sales management), Cole Herdman (selling and sales management), Ryan Sadkowski (financial counseling and planning) and graduate transfers Dennis Edwards and Shane Evans.

Evans earned his master's degree in leadership in December.

Senior punter Joe Schopper achieved second-team Academic All-American honors, while Blough and Thieneman joined him with Academic All-District V laurels. A school-record 29 football student-athletes were recognized as Academic All-Big Ten.

Purdue student-athletes have maintained better than a 3.0 cumulative GPA for 19 consecutive semesters, and they regularly perform equal to or better than the general student body. Following the spring 2018 semester, the cumulative GPA for all current Purdue student-athletes was 3.08. The four-year graduation success rate stands at 85 percent. More impressive is the fact that 90 percent of those student-athletes who complete their eligibility at Purdue receive a diploma. Student-athletes who graduated in May of 2017 realized a 92 percent job-placement rate.

President Banks

Senior quarterback Aaron Banks was elected Purdue student body president in April of 2018. The walk-on, who is majoring in industrial engineering, has appeared in one game, against Indiana on Nov. 28, 2015, and he completed his lone passing attempt for four yards. Banks received the Kiwanis Citizenship Award this season.

Tyler Trent Named 2018 Disney Spirit Award Winner

The 2018 Disney Spirit Award was presented to Tyler Trent, the courageous former Purdue student who has inspired the Purdue football team and thousands of fans nationwide with the courageous way he has faced his cancer diagnosis.

The award is presented annually by Disney Sports to college football's most inspirational player, coach, team or figure.

Trent, a 20-year-old native of Carmel, Indiana, was first diagnosed with bone cancer in 2015. He underwent nine months of grueling chemotherapy, sending his cancer into remission. But two years later, as he was set to enroll as a freshman at Purdue, the cancer returned. Despite having his pelvis surgically replaced, he still managed to start classes at Purdue on time – a testament to his unwavering spirit.

Guided by his strong faith and driven by family support, friends and a growing legion of fans, which include politicians, sports television personalities, national radio talk show hosts and professional athletes, Trent is living life on his own terms.

In September of 2017, when Michigan was coming to town to face Purdue, Trent – despite his condition – did what many football-crazed fans do before big games: He camped out on campus in hopes of being the first Purdue student in line to get tickets for the game.

Purdue head coach Jeff Brohm noticed him in line and quickly struck up a conversation, which led to Trent later becoming a fixture within the football program and an honorary team captain for various games.

Trent's inspirational story has been profiled by *USA Today*, *Sports Illustrated*, *Forbes*, ESPN.com, ESPN College GameDay and the Big Ten Network. He also has been a guest on Scott Van Pelt's national radio show on ESPN.

While waging his own battle with cancer, Trent has found a way to give back to others. He partnered with ESPN and The V Foundation as a spokesman to help raise money for cancer treatments and recently started an organization – Team with a Cause – that recruits kids for service projects to help families affected by cancer (mowing lawns, raking leaves, shoveling snow, etc.).

Trent's amazing story – one of courage, community and giving back to others – is what the Disney Spirit Award is all about.

Tyler Trent Defines A Boilermaker

Courageous, tenacious, tough and unrelenting are four words Tyler Trent believes defines a Boilermaker. For the Wisconsin game Nov. 17, each Purdue player had one of those words on his helmet stripe along with Tyler's T2 signature.



FACTS & FIGURES, STATS & STORIES

Coaches On Gameday

Sideline



Jeff Brohm
Head Coach



Nick Holt
Co-DC/Linebackers



Anthony Poindexter
Co-DC/Safeties



JaMarcus Shephard
Co-OC/Wide Receivers



Chris Barclay
Running Backs



Reggie Johnson
Defensive Line



Mark Tommerdahl
Tight Ends/Special Teams



Dale Williams
Offensive Line

Press Box



Brian Brohm
Co-OC/Quarterbacks



Derrick Jackson
Cornerbacks



Kevin Wolthausen
Special Teams/Defense

Purdue Team Awards

Kiwanis Citizenship Award (junior or senior member of the team who excels most in the combined roles of player, student and community leader and who, by example, reflects the objectives of Kiwanis International, including spiritual values and service to others): Aaron Banks

Noble Kizer Award (junior or senior letterwinner with highest level of academic achievement): Joe Schopper and Jacob Thieneman

"Red" Mackey Award (senior who exemplifies overall success of Purdue Athletics): David Blough

Leonard Wilson Award (player or players who best exemplifies unselfish dedication): Kirk Barron and D.J. Knox

"Pop" Doan Award (players who made greatest impact on Purdue-Indiana game): Markus Bailey, Rondale Moore, Navon Mosley and Joe Schopper

Additional team awards will be announced during the Boilermakers' Spring Game in April.

All-Time Boilermakers Who Have Played For The Tennessee Titans

Mel Gray, RB-WR	1997
Steve Jackson, CB	1997-99
Gilbert Gardner, LB	2007
Stanford Kegl, LB	2008-09
Mike Otto, OT	2008-12
Bernard Pollard, S	2013-14
Shaun Phillips, LB	2014
Dennis Kelly, OT	2016-18
Kevin Pamphile, G	2018

The team played in Memphis in 1997 after moving from Houston and was known as the Tennessee Oilers in 1997 and 1998.

Brad Hopkins, father of Purdue junior tight end Brycen Hopkins, played his entire 13-year NFL career as an offensive tackle with the Houston/Tennessee organization from 1993 to 2005. He was a Pro Bowl selection in 2000 and 2003.



Tyler Trent



2018 STATISTICS

Team Statistics	PUR	OPP				
SCORING	383	327				
Points Per Game	31.9	27.2				
Points Off Turnovers	29	40				
FIRST DOWNS	267	284				
Rushing	92	105				
Passing	146	155				
Penalty	29	24				
RUSHING YARDAGE	1,694	1,996				
Yards Gained Rushing	1,927	2,249				
Yards Lost Rushing	233	253				
Rushing Attempts	373	447				
Average Per Rush	4.5	4.5				
Average Per Game	141.2	166.3				
TDs Rushing	18	22				
PASSING YARDAGE	3,814	3,371				
Comp-Att-Int	311-471-11	285-460-11				
Average Per Pass	8.1	7.3				
Average Per Catch	12.3	11.8				
Average Per Game	317.8	280.9				
TDs Passing	28	17				
TOTAL OFFENSE	5,508	5,367				
Total Plays	844	907				
Average Per Play	6.5	5.9				
Average Per Game	459.0	447.2				
KICK RETURNS: No.-Yards	35-641	31-668				
PUNT RETURNS: No.-Yards	13-80	14-78				
INT RETURNS: No.-Yards	11-61	11-64				
KICK RETURN AVERAGE	18.3	21.5				
PUNT RETURN AVERAGE	6.2	5.6				
INT RETURN AVERAGE	5.5	5.8				
FUMBLES-LOST	15-6	10-3				
PENALTIES-Yards	75-777	93-884				
Average Per Game	64.8	73.7				
PUNTS-Yards	56-2,413	64-2,550				
Average Per Punt	43.1	39.8				
Net Punt Average	41.0	37.7				
KICKOFFS-Yards	74-4,536	61-3,693				
Average Per Kick	61.3	60.5				
Net Kick Average	39.4	41.0				
TIME OF POSSESSION/Game	29:58	30:02				
3RD-DOWN Conversions	65/168	60/169				
3rd-Down Pct	39%	36%				
4TH-DOWN Conversions	9/16	10/20				
4th-Down Pct	56%	50%				
SACKS BY-Yards	25-155	27-160				
MISC YARDS	13	-20				
TOUCHDOWNS SCORED	47	40				
FIELD GOALS-ATTEMPTS	19-25	17-24				
ON-SIDE KICKS	0-0	0-3				
RED-ZONE SCORES	(44-48) 92%	(41-50) 82%				
RED-ZONE TOUCHDOWNS	(28-48) 58%	(27-50) 54%				
PAT-ATTEMPTS	(42-45) 93%	(36-37) 97%				
ATTENDANCE	715,678	565,698				
Games/Avg Per Game	7/51,120	5/56,570				
Neutral Site Games	0/0					
Score by Quarters	1st	2nd	3rd	4th	OT	Total
Purdue	92	101	88	85	17	383
Opponents	71	74	67	95	20	327

Rushing	GP-GS	Att	Gain	Loss	Net	Avg	TD	Lg	Avg
D.J. Knox	12-12	150	901	33	868	5.8	8	45	72.3
Markell Jones	12-0	98	510	8	502	5.1	5	32	41.8
Rondale Moore	12-9	18	207	4	203	11.3	1	76	16.9
Alexander Horvath	12-0	9	43	1	42	4.7	1	14	3.5
Tario Fuller	10-0	14	43	9	34	2.4	0	12	3.4
David Blough	12-11	68	197	164	33	0.5	2	21	2.8
Jared Sparks	12-9	3	12	0	12	4.0	0	9	1.0
Joe Schopper	12-0	1	4	0	4	4.0	0	4	0.3
Terry Wright	12-3	1	1	0	1	1.0	1	1	0.1
Jackson Anthrop	12-2	1	0	1	-1	-1.0	0	0	-0.1
Elijah Sindelar	2-1	4	9	10	-1	-0.2	0	6	-0.5
Team		6	0	3	-3	-0.5	0	0	-0.8
Totals		373	1,927	233	1,694	4.5	18	76	141.2
Opponents		447	2,249	253	1,996	4.5	22	80	166.3

Passing	GP-GS	Effic	C-A-I	Pct	Yds	TD	Lg	Avg
David Blough	12-11	151.83	283-425-8	66.6	3,521	25	82	293.4
Elijah Sindelar	2-1	114.48	26-44-3	59.1	283	2	32	141.5
Nick Sipe	2-0	125.20	1-1-0	100.0	3	0	3	1.5
Jared Sparks	12-9	488.80	1-1-0	100.0	7	1	7	0.6
Totals		149.00	311-471-11	66.0	3,814	28	82	317.8
Opponents		130.93	285-460-11	62.0	3,371	17	75	280.9

Receiving	GP-GS	No.	Yds	Avg	TD	Lg	Avg
Rondale Moore	12-9	103	1,164	11.3	12	70	97.0
Isaac Zico	12-11	43	712	16.6	6	50	59.3
Brycen Hopkins	12-4	32	564	17.6	2	74	47.0
Terry Wright	12-3	28	468	16.7	5	82	39.0
Jared Sparks	12-9	28	274	9.8	0	19	22.8
D.J. Knox	12-12	27	180	6.7	1	23	15.0
Cole Herdman	11-9	15	179	11.9	0	29	16.3
Markell Jones	12-0	14	96	6.9	1	16	8.0
Jackson Anthrop	12-2	8	54	6.8	0	15	4.5
Tario Fuller	10-0	5	45	9.0	0	18	4.5
Alexander Horvath	12-0	4	38	9.5	0	22	3.2
Jarrett Burgess	12-0	2	17	8.5	0	9	1.4
Darius Pittman	12-0	1	16	16.0	0	16	1.3
David Blough	12-11	1	7	7.0	1	7	0.6
Totals		311	3,814	12.3	28	82	317.8
Opponents		285	3,371	11.8	17	75	280.9

-----PAT-----									
Scoring	TD	FG	Kick	Rush	Rec	Pass	DXP	Saf	Pts
Spencer Evans	-	18-23	40-43	-	-	-	-	-	94
Rondale Moore	13	-	-	-	-	-	-	-	78
D.J. Knox	9	-	-	-	1	-	-	-	56
Isaac Zico	6	-	-	-	-	-	-	-	36
Terry Wright	6	-	-	-	-	-	-	-	36
Markell Jones	6	-	-	-	-	-	-	-	36
David Blough	3	-	-	-	-	1-1	-	-	18
Brycen Hopkins	2	-	-	-	-	-	-	-	12
Alexander Horvath	1	-	-	-	-	-	-	-	6
Markus Bailey	1	-	-	-	-	-	-	-	6
J.D. Dellinger	-	1-2	2-2	-	-	-	-	-	5
Joe Schopper	-	-	-	0-1	-	-	-	-	0
Totals	47	19-25	42-45	0-1	1	1-1	-	-	383
Opponents	40	17-24	36-37	-	-	0-2	-	-	327



2018 STATISTICS

Total Offense	G	Plays	Rush	Pass	Tot	Avg
David Blough	12	493	33	3,521	3,554	296.2
D.J. Knox	12	150	868	0	868	72.3
Markell Jones	12	98	502	0	502	41.8
Elijah Sindelar	2	48	-1	283	282	141.0
Rondale Moore	12	18	203	0	203	16.9
Alexander Horvath	12	9	42	0	42	3.5
Tario Fuller	10	14	34	0	34	3.4
Jared Sparks	12	4	12	7	19	1.6
Joe Schopper	12	1	4	0	4	0.3
Nick Sipe	2	1	0	3	3	1.5
Terry Wright	12	1	1	0	1	0.1
Jackson Anthrop	12	1	-1	0	-1	-0.1
Team		6	-3	0	-3	-0.8
Totals		844	1,694	3,814	5,508	459.0
Opponents		907	1,996	3,371	5,367	447.2

Punt Returns	No.	Yds	Avg	TD	Lg
Rondale Moore	11	82	7.5	0	24
Jackson Anthrop	2	-2	-1.0	0	0
Totals	13	80	6.2	0	24
Opponents	14	78	5.6	0	38

Kickoff Returns	No.	Yds	Avg	TD	Lg
Rondale Moore	30	599	20.0	0	48
Jackson Anthrop	3	42	14.0	0	28
Jess Trussell	1	0	0.0	0	0
Darius Pittman	1	0	0.0	0	0
Totals	35	641	18.3	0	48
Opponents	31	668	21.5	0	60

Interceptions	No.	Yds	Avg	TD	Lg
Kenneth Major	3	11	3.7	0	10
Kai Higgins	2	2	1.0	0	2
Antonio Blackmon	2	0	0.0	0	0
Navon Mosley	1	0	0.0	0	0
Markus Bailey	1	41	41.0	1	41
Simeon Smiley	1	7	7.0	0	7
Anthony Watts	1	0	0.0	0	0
Totals	11	61	5.5	1	41
Opponents	11	64	5.8	0	26

Fumble Returns	No.	Yds	Avg	TD	LG
Totals	0	0	0.0	0	0
Opponents	1	40	40.0	1	40

All Purpose	G	Rush	Rec	PR	KR	IR	Tot	Avg
Rondale Moore	12	203	1164	82	599	0	2,048	170.7
D.J. Knox	12	868	180	0	0	0	1,048	87.3
Isaac Zico	12	0	712	0	0	0	712	59.3
Markell Jones	12	502	96	0	0	0	598	49.8
Brycen Hopkins	12	0	564	0	0	0	564	47.0
Terry Wright	12	1	468	0	0	0	469	39.1
Jared Sparks	12	12	274	0	0	0	286	23.8
Cole Herdman	11	0	179	0	0	0	179	16.3
Jackson Anthrop	12	-1	54	-2	42	0	93	7.8
Alexander Horvath	12	42	38	0	0	0	80	6.7
Tario Fuller	10	34	45	0	0	0	79	7.9
Markus Bailey	12	0	0	0	0	41	41	3.4
David Blough	12	33	7	0	0	0	40	3.3
Jarrett Burgess	12	0	17	0	0	0	17	1.4
Darius Pittman	12	0	16	0	0	0	16	1.3
Kenneth Major	12	0	0	0	0	11	11	0.9
Simeon Smiley	11	0	0	0	0	7	7	0.6
Joe Schopper	12	4	0	0	0	0	4	0.3
Kai Higgins	12	0	0	0	0	2	2	0.2
Elijah Sindelar	2	-1	0	0	0	0	-1	-0.5
Team		-3	0	0	0	0	-3	-0.8
Totals		1,694	3,814	80	641	61	6,290	524.2
Opponents		1,996	3,371	78	668	64	6,177	514.8

Field Goals	FG	Pct	1-19	20-29	30-39	40-49	50-	Lg	Blk
Spencer Evans	18-23	78.3	0-0	9-9	7-8	2-4	0-2	41	1
J. D. Dellinger	1-2	50.0	0-0	1-2	0-0	0-0	0-0	21	0
Totals	19-25	76.0	0-0	10-11	7-8	2-4	0-2	41	1
Opponents	17-24	70.8	0-0	10-10	4-8	3-4	0-2	48	2

Field Goal Sequence	Purdue	Opponents
Northwestern	53, (38), (27)	(34)
Eastern Michigan	(29), (34), 38	(27), (24)
Missouri	(33), (29), 49, (26)	(40), (29), 50, (31), (25)
Boston College	(21), 21	—
Nebraska	(31), (25)	54
Illinois	(37), (32)	38
Ohio State	—	(24), 33, (23)
Michigan State	(28), (35), 57, 41	(43), (48), 37, (34)
Iowa	(25)	(34)
Minnesota	(40)	(24), (27)
Wisconsin	(20), (20), (41)	30, (29), (22)
Indiana	—	47

Numbers in (parentheses) denotes field goal was made.

Punting	No.	Yds	Avg	Lg	TB	FC	I20	50+	Blk
Joe Schopper	56	2,413	43.1	74	2	27	21	11	0
Totals	56	2,413	43.1	74	2	27	21	11	0
Opponents	64	2,550	39.8	56	3	26	20	8	0

Kickoffs	No.	YDS	AVG	TB	OB	RET	NET	YD LN
Spencer Evans	71	4,364	61.5	38	1			
Myles Homan	3	172	57.3	0	0			
Totals	74	4,536	61.3	38	1	21.5	39.4	25
Opponents	61	3,693	60.5	22	1	18.3	41.0	23



2018 STATISTICS

Defense	GP-GS	UA	A	Tot	TFL-Yds	Sacks-Yds	Int-Yds	PBU	QBH	FR-Yds	FF	BK	Saf
Markus Bailey	12-12	74	30	104	8.0-25	5.5-20	1-41	2	-	-	1	-	-
Navon Mosley	12-12	58	31	89	1.0-1	1.0-1	1-0	1	-	-	-	-	-
Derrick Barnes	12-11	54	28	82	5.0-33	3.0-29	-	-	-	-	-	-	-
Jacob Thieneman	9-9	47	24	71	7.0-47	5.0-43	-	5	-	-	-	1	-
Cornel Jones	12-12	42	25	67	12.5-37	3.5-18	-	1	-	-	-	-	-
Antonio Blackmon	12-12	52	10	62	1.5-3	-	2-0	9	-	-	-	-	-
Kenneth Major	12-7	42	13	55	-	-	3-11	2	-	1-0	-	-	-
Anthony Watts	12-10	21	18	39	3.5-9	1.0-2	1-0	2	-	-	-	-	-
Brennan Thieneman	12-3	26	6	32	-	-	-	3	-	-	-	-	-
Lorenzo Neal	12-12	17	13	30	3.0-10	1.0-5	-	2	-	-	2	1	-
Giovanni Reviere	12-12	18	9	27	4.0-27	3.0-25	-	1	-	-	-	-	-
Kai Higgins	12-12	18	6	24	3.0-10	1.0-5	2-2	2	-	-	-	-	-
Simeon Smiley	11-0	17	5	22	1.0-2	-	1-7	7	-	-	-	-	-
Jaylan Alexander	10-1	9	6	15	-	-	-	-	-	-	-	-	-
Tim Cason	11-5	11	3	14	0.5-1	-	-	4	-	-	-	-	-
Keiwan Jones	11-2	10	1	11	3.0-17	1.0-7	-	-	-	-	-	-	-
Dedrick Mackey	12-0	6	2	8	-	-	-	1	-	-	-	-	-
Tobias Larry	7-0	5	2	7	-	-	-	-	-	-	-	-	-
Isaac Zico	12-11	5	1	6	-	-	-	-	-	-	-	-	-
Semisi Fakasiieiki	11-0	2	3	5	-	-	-	-	-	-	-	-	-
Ray Ellis	9-0	3	2	5	-	-	-	-	-	-	-	-	-
Kamal Hardy	12-0	4	-	4	-	-	-	-	-	-	-	-	-
Alexander Horvath	12-0	1	2	3	-	-	-	-	-	-	-	-	-
Malcolm Dotson	11-0	2	1	3	-	-	-	-	-	-	-	-	-
Jeff Marks	12-0	2	1	3	-	-	-	-	-	-	-	-	-
Alex Criddle	7-0	1	1	2	-	-	-	-	-	-	-	-	-
Tario Fuller	10-0	1	1	2	-	-	-	-	-	-	-	-	-
Robert McWilliams	7-0	1	-	1	1.0-2	-	-	-	-	-	-	-	-
Elijah Ball	2-0	-	1	1	-	-	-	-	-	-	-	-	-
Cory Trice	2-0	1	-	1	-	-	-	-	-	-	-	-	-
Willie Lane	3-0	1	-	1	-	-	-	-	-	-	-	-	-
D.J. Knox	12-12	1	-	1	-	-	-	-	-	-	-	-	-
Terry Wright	12-3	1	-	1	-	-	-	-	-	-	-	-	-
Jess Trussell	12-0	1	-	1	-	-	-	-	-	-	-	-	-
Jacob Abrams	7-0	1	-	1	-	-	-	-	-	-	-	-	-
Cole Herdman	11-9	1	-	1	-	-	-	-	-	-	-	-	-
Eric Swinger	11-6	1	-	1	-	-	-	-	-	-	-	-	-
Jarrett Burgess	12-0	-	-	-	-	-	-	-	-	1-0	-	-	-
Ben Makowski	12-0	-	-	-	-	-	-	-	-	1-0	-	-	-
Team		1	1	2	-	-	-	-	-	-	-	-	-
Totals		558	246	804	54-224	25-155	11-61	42	-	3-0	3	2	-
Opponents		506	266	772	72-263	27-160	11-64	48	-	6-40	10	2	-



2018 PURDUE TEAM GAME HIGHS

Rushing Attempts	44 at Illinois
Rushing Yards	341 vs. Eastern Michigan
Yards Per Rush	8.1 vs. Eastern Michigan
Rushing Touchdowns	4 at Nebraska
Passing Attempts	55 vs. Missouri
Completions	39 vs. Missouri
Passing Yards	572 vs. Missouri
Yards Per Pass	10.6 vs. Boston College
Passing Touchdowns	4 at Illinois
	4 vs. Iowa
	4 vs. Wisconsin
Total Plays	81 at Illinois
Total Offense	614 vs. Missouri
Yards Per Play	8.6 vs. Missouri
Points	49 vs. Ohio State
Sacks By	6 vs. Eastern Michigan
First Downs	29 at Illinois
Penalties	10 at Nebraska
Penalty Yards	95 vs. Northwestern
	95 vs. Ohio State
Turnovers	3 vs. Northwestern
	3 at Michigan State
Interceptions By	4 vs. Boston College
Long Kickoff Return	48 at Michigan State
Long Punt Return	24 vs. Iowa
Punts	8 vs. Wisconsin
Punting Average	54.3 vs. Iowa
Long Punt	74 at Michigan State
Punts Inside20	5 at Nebraska

2018 OPPONENT TEAM GAME HIGHS

Rushing Attempts	51 vs. Wisconsin
Rushing Yards	385 vs. Wisconsin
Yards Per Rush	7.5 vs. Wisconsin
Rushing Touchdowns	4 vs. Northwestern
	4 vs. Iowa
	4 vs. Wisconsin
Passing Attempts	73 vs. Ohio State
Completions	49 vs. Ohio State
Passing Yards	470 vs. Ohio State
Yards Per Pass	10.2 vs. Eastern Michigan
Passing Touchdowns	3 vs. Missouri
Total Plays	98 vs. Ohio State
Total Offense	608 vs. Missouri
Yards Per Play	7.9 at Minnesota
Points	47 vs. Wisconsin
Sacks By	5 vs. Boston College
	5 at Indiana
First Downs	31 vs. Missouri
	31 at Nebraska
	31 vs. Ohio State
Penalties	13 vs. Wisconsin
Penalty Yards	136 at Nebraska
Turnovers	4 vs. Boston College
Interceptions By	3 vs. Northwestern
	3 at Michigan State
Long Kickoff Return	60 vs. Boston College
Long Punt Return	38 vs. Iowa
Punts	9 at Illinois
Punting Average	56.0 vs. Missouri
Long Punt	56 vs. Missouri
Punts Inside 20	5 vs. Eastern Michigan



2018 PURDUE INDIVIDUAL GAME HIGHS

Rushing Attempts	21 D.J. Knox vs. Eastern Michigan
Rushing Yards	152 D.J. Knox vs. Eastern Michigan
Rushing Touchdowns	3 D.J. Knox vs. Ohio State
Long Rush	76 Rondale Moore vs. Northwestern
Passing Attempts	55 David Blough vs. Missouri
Completions	39 David Blough vs. Missouri
Passing Yards	572 David Blough vs. Missouri
Passing Touchdowns	4 David Blough vs. Iowa
	4 David Blough vs. Wisconsin
Long Pass	82 David Blough vs. Iowa
Receptions	12 Rondale Moore vs. Ohio State
	12 Rondale Moore at Indiana
Receiving Yards	170 Rondale Moore vs Ohio State
Receiving Touchdowns	3 Terry Wright vs. Iowa
Long Reception	82 Terry Wright vs. Iowa
Tackles	15 Markus Bailey vs. Ohio State
Tackles For Loss	3.5 Cornel Jones vs. Eastern Michigan
Sacks	2.5 Cornel Jones vs. Eastern Michigan
Interceptions	1 Kai Higgins vs. Eastern Michigan
	1 Kenneth Major vs. Missouri
	1 Kenneth Major vs. Boston College
	1 Antonio Blackmon vs. Boston College
	1 Anthony Watts vs. Boston College
	1 Kai Higgins vs. Boston College
	1 Simeon Smiley at Nebraska
	1 Kenneth Major at Illinois
	1 Markus Bailey vs. Ohio State
	1 Antonio Blackmon at Minnesota
	1 Navon Mosley at Indiana
Long Kickoff Return	48 Rondale Moore at Michigan State
Long Punt Return	24 Rondale Moore vs. Iowa
Field Goals	3 Spencer Evans vs. Missouri
	3 Spencer Evans vs. Wisconsin
Long Field Goal	41 Spencer Evans vs. Wisconsin
Punts	8 Joe Schopper vs. Wisconsin
Punting Average	54.3 Joe Schopper vs. Iowa
Long Punt	74 Joe Schopper at Michigan State
Punts Inside 20	5 Joe Schopper at Nebraska



2018 OPPONENT INDIVIDUAL GAME HIGHS

Rushing Attempts	33 Jonathan Taylor, Wisconsin
Rushing Yards	321 Jonathan Taylor, Wisconsin
Rushing Touchdowns	3 Jonathan Taylor, Wisconsin
Long Rush	80 Jonathan Taylor, Wisconsin
Passing Attempts	73 Dwayne Haskins, Ohio State
Completions	49 Dwayne Haskins, Ohio State
Passing Yards	470 Dwayne Haskins, Ohio State
Passing Touchdowns	3 Drew Lock, Missouri
Long Pass	75 Tyler Wieggers, Eastern Michigan
Receptions	10 JD Spielman, at Nebraska
	10 Donovan Hale, at Indiana
Receiving Yards	135 JD Spielman, at Nebraska
Receiving Touchdowns	2 JD Spielman, at Nebraska
	2 Danny Davis, Wisconsin
Long Reception	75 Mathew Sexton, Eastern Michigan
Tackles	12 Sydney Brown, at Illinois
Tackles For Loss	2.5 Jerome Johnson, at Indiana
Sacks	2.0 Andrew Van Ginkel, Wisconsin
Interceptions	1 JR Pace, Northwestern
	1 Montre Hartage, Northwestern
	1 Nate Hall, Northwestern
	1 Cam Hilton, Missouri
	1 Sydney Brown, at Illinois
	1 David Dowell, at Michigan State
	1 Matt Morrissey, at Michigan State
	1 Tyriq Thompson, at Michigan State
	1 Amani Hooker, Iowa
	1 Jake Gervase, Iowa
	1 Mike Barwick Jr., at Indiana
Long Kickoff Return	60 Michael Walker, Boston College
Long Punt Return	38 Kyle Groeneweg, Iowa
Field Goals	4 Tucker McCann, Missouri
Long Field Goal	48 Matt Coghlin, at Michigan State
Punts	9 Blake Hayes, at Illinois
Punting Average	56.0 Corey Fatony, Missouri
Long Punt	56 Corey Fatony, Missouri
Punts Inside 20	5 Jake Julien, Eastern Michigan



2018 GAME-BY-GAME STARTERS

Offense	WR	LT	LG	C	RG	RT	TE	WR/TE	WR	QB	RB
Northwestern	Sparks	Hermanns	Edwards	Barron	McCann	Swingler	Herdman	Anthrop	Zico	Sindelar	Knox
Eastern Michigan	Sparks	Hermanns	Edwards	Barron	McCann	Swingler	Yacoobi	Moore	Zico	Blough	Knox
Missouri	Sparks	Hermanns	Sh. Evans	Barron	Edwards	McCann	Herdman	Moore	Zico	Blough	Knox
Boston College	Sparks	Hermanns	Sh. Evans	Barron	Edwards	McCann	Herdman	Hopkins	Zico	Blough	Knox
at Nebraska	Sparks	Hermanns	Sh. Evans	Barron	Edwards	McCann	Herdman	Moore	Zico	Blough	Knox
at Illinois	Sparks	Hermanns	Sh. Evans	Barron	Edwards	McCann	Hopkins	Moore	Zico	Blough	Knox
Ohio State	Sparks	Hermanns	Sh. Evans	Barron	Edwards	McCann	Hopkins	Moore	Zico	Blough	Knox
at Michigan State	Sparks	Hermanns	Sh. Evans	Barron	Edwards	McCann	Herdman	Hopkins	Zico	Blough	Knox
Iowa	Sparks	Swingler	Sh. Evans	Barron	Edwards	McCann	Herdman	Hopkins	Zico	Blough	Knox
at Minnesota	Wright	Swingler	Sh. Evans	Barron	Edwards	McCann	Herdman	Moore	Zico	Blough	Knox
Wisconsin	Wright	Swingler	Sh. Evans	Barron	Edwards	McCann	Herdman	Moore	Zico	Blough	Knox
at Indiana	Wright	Swingler	Sh. Evans	Barron	Edwards	McCann	Herdman	Moore	Anthrop	Blough	Knox
Defense	DE	DT	DT	DE	LB	LB	LB	CB	FS	SS	CB
Northwestern	Reviere	Neal	Watts	Higgins	Bailey	C. Jones	Barnes	Blackmon	Mosley	J. Thieneman	Cason
Eastern Michigan	Reviere	Neal	Watts	Higgins	Bailey	C. Jones	Barnes	Blackmon	Mosley	J. Thieneman	Cason
Missouri	Reviere	Neal	Watts	Higgins	Bailey	C. Jones	Barnes	Blackmon	Mosley	J. Thieneman	Cason
Boston College	Reviere	Neal	Watts	Higgins	Bailey	C. Jones	Barnes	Blackmon	Mosley	J. Thieneman	Major
at Nebraska	Reviere	Neal	Watts	Higgins	Bailey	C. Jones	Barnes	Blackmon	Mosley	J. Thieneman	Cason
at Illinois	Reviere	Neal	Watts	Higgins	Bailey	C. Jones	Barnes	Blackmon	Mosley	J. Thieneman	Major
Ohio State	Reviere	Neal	Watts	Higgins	Bailey	C. Jones	Barnes	Blackmon	Mosley	J. Thieneman	Major
at Michigan State	Reviere	Neal	Watts	Higgins	Bailey	C. Jones	Alexander	Blackmon	Mosley	J. Thieneman	Major
Iowa	Reviere	Neal	Watts	Higgins	Bailey	C. Jones	Barnes	Blackmon	Mosley	J. Thieneman	Major
at Minnesota	Reviere	Neal	Watts	Higgins	Bailey	C. Jones	Barnes	Blackmon	Mosley	B. Thieneman	Cason
Wisconsin	Reviere	Neal	Watts	Higgins	Bailey	C. Jones	Barnes	Blackmon	Mosley	B. Thieneman	Major
at Indiana	Reviere	Neal	K. Jones	Higgins	Bailey	C. Jones	Barnes	Blackmon	Mosley	B. Thieneman	Major

YEAR-BY-YEAR CAREER STARTS

Offense						Defense					
Player	2015	2016	2017	2018	Total	Player	2015	2016	2017	2018	Total
Kirk Barron	1	12	13	12	38*	Markus Bailey	—	12	13	12	37*
David Blough	8	12	5	11	36	Navon Mosley	—	10	12	12	34
Matt McCann	—	10	13	12	35	Lorenzo Neal	—	4	12	12	28
Cole Herdman	2	11	8	9	30	Jacob Thieneman	—	1	12	9	22
Shane Evans	—	—	13	10	23	Derrick Barnes	—	—	2	11	13
D.J. Knox	6	0	5	12	23	Antonio Blackmon	0	0	0	12	12*
Markell Jones	6	11	3	0	20	Tim Cason	0	7	0	5	12
Grant Hermanns	—	—	6	8	14	Kai Higgins	—	—	0	12	12*
Jared Sparks	—	—	5	9	14	Cornel Jones	—	—	0	12	12*
Eric Swingler	—	—	8	6	14	Giovanni Reviere	—	—	—	12	12*
Isaac Zico	—	—	3	11	14	Anthony Watts	—	—	0	11	11
Jackson Anthrop	—	—	11	2	13	Kenneth Major	—	—	—	7	7
Dennis Edwards	—	—	—	12	12*	Brennan Thieneman	—	—	0	3	3
Elijah Sindelar	—	0	8	1	9	Jaylan Alexander	—	—	—	1	1
Rondale Moore	—	—	—	8	8	Kamal Hardy	—	0	1	0	1
Brycen Hopkins	—	1	0	5	6	Keiwan Jones	0	0	0	1	1*
Terry Wright	—	—	3	3	6	* denotes consecutive starts.					
Jarrett Burgess	1	0	3	0	4						
Richie Worship	—	0	4	0	4						
Tario Fuller	—	0	3	0	3						
Michael Mendez	—	3	0	0	3						
Bearooz Yacoobi	0	0	0	1	1						

* denotes consecutive starts.



2018 PURDUE TOUCHDOWN BREAKDOWN

Yards	Touchdowns	Length of Touchdown Drives	Time of Possession	Touchdown Drives
1-9	22	0	0:01-0:59	6
10-19	7	1	1:00-1:30	6
20-29	1	2	1:31-1:59	5
30-39	5	1	2:00-2:59	12
40-49	7	1	3:00-3:59	7
50-59	1	5	4:00-4:59	5
60-69	0	8	5:00-5:59	2
70-79	2	18	6:00-6:59	0
80-89	1	8	7:00+	1
90+	0	2	Overtime	2

Longest Touchdown: 82 yards, Wright from Blough vs. Iowa Shortest Touchdown: 1 yard, seven times, last M. Jones vs. Iowa Average Yards on Touchdown Drives: 67.3			Shortest Touchdown Drive Time: 0:10 twice, last at Indiana Longest Touchdown Drive Time: 7:09 vs. Ohio State Average Touchdown Drive Time: 2:30	
---	--	--	--	--

Plays on Touchdown Drives		Touchdowns	Non-Offensive Touchdowns	
1 Play		4	Markus Bailey 41-yard interception return vs. Ohio State	
2 Plays		1		
3 Plays		5		
4 Plays		6		
5 Plays		2		
6 Plays		10		
7 Plays		2		
8 Plays		4		
9 Plays		2		
10 Plays		7		
11+ Plays		3		

Shortest Drive by Plays: 1 four times, last at Indiana Longest Drive by Plays: 15 vs. Ohio State Average Number of Plays on Touchdown Drives: 6.3		
--	--	--

2018 PURDUE RED-ZONE NUMBERS

Opponent	No.	Pct.	TD	Rush/Pass	FG	Missed FG	Int.	Fumbles	Downs	Half
Northwestern	2-2	100	1	1/0	1	0	0	0	0	0
Eastern Michigan	3-5	60	1	1/0	2	1	0	1	0	0
Missouri	7-7	100	4	1/3	3	0	0	0	0	0
Boston College	3-4	75	2	1/1	1	1	0	0	0	0
at Nebraska	6-6	100	4	3/1	2	0	0	0	0	0
at Illinois	7-7	100	5	2/3	2	0	0	0	0	0
Ohio State	3-3	100	3	1/2	0	0	0	0	0	0
at Michigan State	3-3	100	1	1/0	2	0	0	0	0	0
Iowa	3-3	100	2	1/1	1	0	0	0	0	0
at Minnesota	1-1	100	1	0/1	0	0	0	0	0	0
Wisconsin	5-5	100	3	1/2	2	0	0	0	0	0
at Indiana	1-2	50	1	0/1	0	0	0	0	1	0
Totals	44-48	92	28	13/15	16	2	0	1	1	0

2018 OPPONENT RED-ZONE NUMBERS

Opponent	No.	Pct.	TD	Rush/Pass	FG	Missed FG	Int.	Fumbles	Downs	Half
Northwestern	5-6	83	4	4/0	1	0	0	0	0	1
Eastern Michigan	3-3	100	1	1/0	2	0	0	0	0	0
Missouri	5-6	83	2	1/1	3	0	1	0	0	0
Boston College	2-3	67	2	1/1	0	0	1	0	0	0
at Nebraska	1-1	100	1	1/0	0	0	0	0	0	0
at Illinois	1-2	50	1	1/0	0	1	0	0	0	0
Ohio State	2-5	40	0	0/0	2	1	0	0	1	1
at Michigan State	2-3	67	1	0/1	1	1	0	0	0	0
Iowa	6-6	100	5	4/1	1	0	0	0	0	0
at Minnesota	6-6	100	4	2/2	2	0	0	0	0	0
Wisconsin	7-8	88	5	3/2	2	1	0	0	0	0
at Indiana	1-1	100	1	1/0	0	0	0	0	0	0
Totals	41-50	82	27	19/8	14	4	2	0	1	2



2018 SCORING DRIVES

Game	Obtained	Scoring Play	Plays	Yards	TOP	Score	Quarter	Time
Northwestern	Kickoff	Moore 32-yard pass from Sindelar	4	60	1:14	7-14	1st	4:20
	Punt	Moore 76-yard rush	3	85	1:20	14-14	1st	1:02
	Kickoff	Sp. Evans 38-yard field goal	10	44	3:22	17-24	2nd	3:44
	Punt	Knox 2-yard rush	6	71	1:52	24-31	3rd	11:37
	Punt	Sp. Evans 27-yard field goal	14	76	6:46	27-31	4th	14:56
Eastern Michigan	Punt	Sp. Evans 29-yard field goal	9	72	4:29	3-0	1st	3:53
	Kickoff	Sp. Evans 34-yard field goal	7	70	3:14	6-7	1st	0:26
	Punt	M. Jones 7-yard pass from Sindelar	9	87	3:50	12-7	2nd	0:59
	Kickoff	Knox 45-yard rush	4	64	1:15	19-17	4th	6:41
Missouri	Kickoff	Wright 12-yard pass from Blough	4	86	1:18	7-3	1st	10:56
	Kickoff	Sp. Evans 33-yard field goal	7	52	1:50	10-13	2nd	14:52
	Kickoff	Blough 1-yard rush	10	75	4:28	17-27	2nd	2:42
	Missed FG	Hopkins 3-yard pass from Blough	4	68	0:23	24-27	2nd	0:09
	Kickoff	Sp. Evans 29-yard field goal	14	63	6:33	27-27	3rd	8:27
	Punt	Moore 7-yard pass from Blough	2	81	0:48	34-37	4th	12:16
Boston College	Kickoff	Sp. Evans 26-yard field goal	12	81	3:51	37-37	4th	3:28
	Punt	Knox 1-yard rush	12	62	5:58	7-0	1st	7:48
	Punt	Moore 70-yard pass from Blough	1	70	0:13	13-7	2nd	12:40
	Punt	Moore 9-yard pass from Blough	4	34	1:46	20-7	2nd	6:52
	Interception	Dellinger 21-yard field goal	4	2	1:13	23-7	2nd	0:05
at Nebraska	Punt	Wright 36-yard pass from Blough	4	60	1:39	30-7	3rd	5:57
	Kickoff	Knox 42-yard rush	6	71	3:15	7-7	1st	7:57
	Downs	Sp. Evans 31-yard field goal	5	45	1:59	10-7	1st	3:40
	Punt	Blough 1-yard rush	10	71	3:01	17-7	2nd	12:51
	Punt	Sp. Evans 25-yard field goal	12	72	4:54	20-7	2nd	0:30
at Illinois	Punt	Hopkins 12-yard pass from Blough	6	51	2:45	27-7	3rd	8:25
	Kickoff	Knox 6-yard rush	8	90	2:48	35-14	3rd	3:24
	Kickoff	M. Jones 6-yard rush	6	75	2:36	42-21	4th	14:56
	Kickoff	Zico 3-yard pass from Blough	5	75	1:42	7-7	1st	6:25
	Punt	Blough 7-yard pass from Sparks	3	65	1:35	14-7	1st	4:06
	Punt	M. Jones 1-yard rush	8	58	2:50	20-7	2nd	14:56
	Missed FG	Sp. Evans 37-yard field goal	10	59	3:57	23-7	2nd	6:15
	Punt	Zico 42-yard pass from Blough	3	75	0:29	29-7	2nd	0:09
Ohio State	Kickoff	Moore 7-yard pass from Blough	10	75	4:54	36-7	3rd	10:06
	Punt	Sp. Evans 32-yard field goal	9	65	3:16	39-7	4th	13:57
	Interception	Horvath 3-yard rush	10	55	5:33	46-7	4th	4:10
	Punt	Zico 13-yard pass from Blough	15	98	7:09	7-0	1st	1:10
at Michigan State	Missed FG	Moore 9-yard pass from Blough	8	80	1:24	14-3	2nd	0:27
	Kickoff	Knox 1-yard rush	10	73	3:49	21-6	3rd	8:36
	Punt	Knox 42-yard rush	8	76	3:14	28-6	4th	11:39
	Kickoff	Knox 40-yard rush	5	75	2:50	35-13	4th	6:46
	Kickoff	Moore 43-yard pass from Blough	3	46	1:03	42-20	4th	3:37
	Fumble	Sp. Evans 28-yard field goal	6	20	1:35	3-3	1st	8:11
Iowa	Downs	Sp. Evans 35-yard field goal	11	48	4:53	6-6	2nd	6:33
	Kickoff	Wright 1-yard rush	7	74	2:26	13-16	3rd	0:35
	Kickoff	Zico 36-yard pass from Blough	9	74	3:04	7-0	1st	11:56
at Minnesota	Kickoff	M. Jones 1-yard rush	7	75	2:35	14-7	1st	3:40
	Kickoff	Wright 41-yard pass from Blough	10	89	4:20	21-10	2nd	6:27
	Punt	Wright 82-yard pass from Blough	1	82	0:10	28-17	3rd	12:11
	Punt	Wright 3-yard pass from Blough	6	18	2:46	35-23	3rd	2:26
	Punt	Sp. Evans 25-yard field goal	11	43	4:30	38-36	4th	0:08
	Interception	Sp. Evans 40-yard field goal	5	16	2:40	3-3	1st	2:59
at Minnesota	Kickoff	Moore 10-yard pass from Blough	10	75	4:41	10-41	4th	5:28



2018 SCORING DRIVES

Game	Obtained	Scoring Play	Plays	Yards	TOP	Score	Quarter	Time
Wisconsin	Punt	Knox 18-yard pass from Blough	6	55	2:26	7-0	2nd	6:11
	Kickoff	Sp. Evans 20-yard field goal	8	72	1:07	10-3	2nd	0:00
	Kickoff	M. Jones 12-yard rush	6	61	2:19	17-13	3rd	4:08
	Punt	Moore 46-yard pass from Blough	6	62	2:19	24-13	3rd	0:57
	Fumble	Sp. Evans 20-yard field goal	5	26	2:19	27-13	4th	9:57
	Overtime	Moore 15-yard pass from Blough	3	25	0:00	34-27	OT	0:00
	Overtime	Zico 25-yard pass from Blough	1	25	0:00	41-41	OT	0:00
	Overtime	Sp. Evans 41-yard field goal	4	2	0:00	44-41	OT	0:00
at Indiana	Punt	Zico 11-yard pass from Blough	12	85	4:36	7-0	1st	5:43
	Punt	Moore 56-yard pass from Blough	1	56	0:10	14-7	2nd	4:30
	Downs	Moore 33-yard pass from Blough	6	76	2:00	21-7	3rd	3:43
	Kickoff	M. Jones 32-yard rush	6	75	3:45	28-14	4th	3:48

bold denotes touchdown drive.

2018 PURDUE DRIVE CHARTS

Opponent	Drives	TD	FG	Missed FG	Punts	Fumbles	Int	Downs	Half	Avg. Start
Northwestern	14	3	2	1	4	0	3	0	1	Own 26
Eastern Michigan	13	2	2	1	4	2	0	1	1	Own 24
Missouri	12	4	3	1	2	0	1	1	0	Own 24
Boston College	14	4	1	1	5	2	0	0	1	Own 43
at Nebraska	15	5	2	0	7	0	0	0	1	Own 31
at Illinois	13	6	2	0	2	0	1	1	1	Own 26
Ohio State	12	6	0	0	6	0	0	0	0	Own 23
at Michigan State	13	1	2	2	4	0	3	1	0	Own 28
Iowa	12	5	1	0	3	0	2	0	1	Own 27
at Minnesota	12	1	1	0	6	1	0	2	1	Own 29
Wisconsin	17	5	3	0	8	1	0	0	0	Own 30
at Indiana	13	4	0	0	5	0	1	1	2	Own 28
Totals	160	46	19	6	56	6	11	7	9	

Scoring on change of possession: Markus Bailey 41-yard interception return vs. Ohio State

2018 OPPONENT DRIVE CHARTS

Opponent	Drives	TD	FG	Missed FG	Punts	Fumbles	Int	Downs	Half	Avg. Start
Northwestern	14	4	1	0	7	0	0	1	1	Own 31
Eastern Michigan	13	2	2	0	7	0	1	1	0	Own 29
Missouri	13	4	4	1	2	0	1	0	1	Own 25
Boston College	14	2	0	0	6	0	4	1	1	Own 30
at Nebraska	15	4	0	1	5	0	1	3	1	Own 22
at Illinois	13	1	0	1	9	0	1	0	1	Own 26
Ohio State	14	2	2	1	5	0	1	1	2	Own 26
at Michigan State	13	2	3	1	4	0	0	1	2	Own 32
Iowa	12	5	1	0	5	1	0	0	0	Own 31
at Minnesota	11	4	2	0	3	0	1	0	1	Own 21
Wisconsin	16	6	2	1	6	0	0	0	1	Own 26
at Indiana	12	3	0	1	5	0	1	2	0	Own 22
Totals	160	39	17	7	64	1	11	10	11	

Scoring on change of possession: Blake Cashman 40-yard fumble return at Minnesota



2018 CONVERSIONS

						Third Down						
Purdue	3&1	3&2	3&3	3&4	3&5	3&6	3&7	3&8	3&9	3&10	3&11+	Totals
Con.-Att.	21-24	7-14	6-12	7-15	2-14	5-10	5-11	2-6	3-13	1-20	6-29	65-168
Pct.	88%	50%	50%	47%	14%	50%	45%	33%	23%	5%	21%	39%
Longest Third-Down Conversion: 14 yards vs. Missouri												

Opponents	3&1	3&2	3&3	3&4	3&5	3&6	3&7	3&8	3&9	3&10	3&11+	Totals
Con.-Att.	12-21	5-5	8-12	5-12	6-16	6-16	4-10	7-17	2-12	2-14	3-34	60-169
Pct.	57%	100%	67%	42%	38%	38%	40%	41%	17%	14%	9%	36%

Longest Third-Down Conversion: 15 yards, Eastern Michigan

Fourth Down												
Purdue	4&1	4&2	4&3	4&4	4&5	4&6	4&7	4&8	4&9	4&10	4&11+	Totals
Con.-Att.	4-8	2-2	2-3	0-1	0-0	0-0	0-0	0-1	0-0	1-1	0-0	9-16
Pct.	50%	100%	67%	0%	—	—	—	0%	—	100%	—	60%
Longest Fourth-Down Conversion: 10 yards vs. Boston College												

Opponents	4&1	4&2	4&3	4&4	4&5	4&6	4&7	4&8	4&9	4&10	4&11+	Totals
Con.-Att.	5-7	1-3	0-1	0-0	2-3	0-1	0-0	1-1	0-2	0-0	1-2	10-20
Pct.	71%	33%	0%	—	67%	0%	—	100%	0%	—	50%	50%

Longest Fourth-Down Conversion: 15 yards, Eastern Michigan

2018 FIRST DOWNS

Rushing	Total First Downs
D.J. Knox.....	40
Markell Jones.....	23
David Blough.....	15
Rondale Moore.....	6
Tario Fuller.....	4
Alexander Horvath.....	2
Joe Schopper.....	1
Elijah Sindelar.....	1
Totals	92
Receiving	Totals.....
Rondale Moore.....	44
Isaac Zico.....	26
Brycen Hopkins.....	19
Terry Wright.....	15
Jared Sparks.....	13
D.J. Knox.....	9
Cole Herdman.....	7
Jackson Anthrop.....	4
Markell Jones.....	3
Tario Fuller.....	2
Alexander Horvath.....	2
Jarrett Burgess.....	1
Darrius Pittman.....	1
Totals	146

2018 TURNOVER TABLE (-3)

Opponent	Takeaways			Result		Pts.
	Fum.	Int.	Total	TD	FG	
Northwestern	0	0	0	0	0	0
Eastern Michigan	0	1	1	0	0	0
Missouri	0	1	1	0	1	3
Boston College	0	4	4	0	1	3
at Nebraska	0	1	1	0	0	0
at Illinois	0	1	1	1	0	7
Ohio State	0	1	1	1	0	7
at Michigan State	1	0	1	0	1	3
Iowa	1	0	1	0	0	0
at Minnesota	0	1	1	0	1	3
Wisconsin	1	0	1	0	1	3
at Indiana	0	1	1	0	0	0
Totals	3	11	14	2	5	29

Opponent	Giveaways			Result		Pts.
	Fum.	Int.	Total	TD	FG	
Northwestern	0	3	3	3	0	21
Eastern Michigan	2	0	2	0	0	0
Missouri	0	1	1	0	1	3
Boston College	2	0	2	0	0	0
at Nebraska	0	0	0	0	0	0
at Illinois	0	1	1	0	0	0
Ohio State	0	0	0	0	0	0
at Michigan State	0	3	3	0	1	3
Iowa	0	2	2	1	0	6
at Minnesota	1	0	1	1	0	7
Wisconsin	1	0	1	0	0	0
at Indiana	0	1	1	0	0	0
Totals	6	11	17	5	2	40

2018 FIRST-AND-GOAL

	Purdue	Opponent
Possessions	30	25
Total Scores	29	23
Touchdowns	21	16
Rushing/Passing	10/11	13/3
Field Goals	8	7
Missed Field Goals	1	1
Interception	0	0
Fumbles	0	0
Downs	0	1
Clock	0	0
Scoring Pct.	97%	92%
Touchdown Pct.	70%	64%



2018 LONG PLAYS (20+ YARDS)

Rushing (17)	Yards	Opponent
Moore	76*	vs. Northwestern
Moore	53	vs. Eastern Michigan
Knox	45	vs. Northwestern
Knox	45*	vs. Eastern Michigan
Knox	42*	at Nebraska
Knox	42*	vs. Ohio State
Knox	40*	vs. Ohio State
Knox	36	at Michigan State
Knox	33	at Illinois
M. Jones	32	vs. Eastern Michigan
M. Jones	32*	at Indiana
M. Jones	29	vs. Eastern Michigan
Knox	29	at Indiana
Knox	25	at Illinois
M. Jones	23	at Illinois
Blough	21	vs. Missouri
Knox	20	vs. Eastern Michigan
Passing (48)	Yards	Opponent
Blough to Wright	82*	vs. Iowa
Blough to Hopkins	74	vs. Missouri
Blough to Moore	70*	vs. Boston College
Blough to Moore	60	at Illinois
Blough to Hopkins	57	vs. Iowa
Blough to Moore	56*	at Indiana
Blough to Hopkins	51	at Nebraska
Blough to Zico	50	vs. Missouri
Blough to Wright	49	vs. Missouri
Blough to Zico	48	at Nebraska
Blough to Moore	46*	vs. Wisconsin
Blough to Moore	43*	vs. Ohio State
Blough to Moore	42	vs. Missouri
Blough to Zico	42*	at Illinois
Blough to Zico	41	at Illinois
Blough to Wright	41*	vs. Iowa
Blough to Moore	40	at Nebraska
Blough to Zico	39	at Illinois
Blough to Zico	39	at Michigan State
Blough to Zico	39	vs. Wisconsin
Blough to Zico	37	vs. Ohio State
Blough to Wright	36*	vs. Boston College
Blough to Zico	36*	vs. Iowa
Blough to Zico	35	vs. Boston College
Blough to Wright	35	vs. Wisconsin
Blough to Moore	34	vs. Missouri
Blough to Moore	33*	at Indiana
Sindelar to Moore	32*	vs. Northwestern
Blough to Hopkins	31	vs. Missouri
Blough to Hopkins	30	at Michigan State
Blough to Herdman	29	vs. Ohio State
Blough to Zico	28	vs. Missouri
Blough to Hopkins	28	at Illinois
Blough to Hopkins	26	at Michigan State
Blough to Hopkins	25	at Nebraska
Blough to Zico	25*	vs. Wisconsin
Blough to Hopkins	24	vs. Missouri
Blough to Herdman	24	vs. Boston College
Blough to Moore	24	at Illinois
Blough to Moore	23	vs. Northwestern
Blough to Knox	23	vs. Ohio State
Blough to Moore	23	vs. Ohio State
Sindelar to Wright	22	vs. Eastern Michigan
Blough to Horvath	22	at Nebraska
Blough to Herdman	22	at Indiana
Blough to Hopkins	20	vs. Boston College
Blough to Knox	20	vs. Wisconsin
Blough to Wright	20	at Indiana



2018 LONG PLAYS (20+ YARDS)

Returns (18)

Returns (18)	Yards	Opponent
Moore	48 (kickoff)	at Michigan State
Bailey	41 (interception)*	vs. Ohio State
Moore	37 (kickoff)	vs. Northwestern
Moore	33 (kickoff)	vs. Northwestern
Moore	33 (kickoff)	vs. Wisconsin
Moore	32 (kickoff)	vs. Missouri
Moore	29 (kickoff)	at Nebraska
Moore	29 (kickoff)	at Nebraska
Anthrop	28 (kickoff)	vs. Eastern Illinois
Moore	27 (kickoff)	at Minnesota
Mosley	26 (blocked field goal)	vs. Missouri
Moore	24 (kickoff)	vs. Missouri
Moore	24 (punt)	vs. Iowa
Moore	23 (kickoff)	at Minnesota
Moore	23 (kickoff)	at Minnesota
Moore	22 (kickoff)	vs. Northwestern
Moore	22 (kickoff)	vs. Ohio State
Moore	20 (punt)	vs. Boston College

* denotes touchdown.



Purdue defeated Indiana 28-21 to retain the Old Oaken Bucket for the second straight season.



LAST TIME PURDUE

RUSHING

Had 300 or more yards vs. Eastern Michigan, Sept. 8, 2018 (341)
 Had 400 or more yards at Northwestern, Oct. 26, 2002 (407)
 Had 50 or more attempts at Missouri, Sept. 16, 2017 (50)
 Had four or more touchdowns at Nebraska, Sept. 29, 2018 (4)
 Had two players with 100 yards vs. Eastern Michigan, Sept. 8, 2018 D.J. Knox (152) and Markell Jones (109)

PASSING

Had 400 or more yards vs. Missouri, Sept. 15, 2018 (572)
 Had 500 or more yards vs. Missouri, Sept. 15, 2018 (572)
 Had 45 or more attempts vs. Wisconsin, Nov. 17, 2018 (48)
 Had 30 or more completions vs. Wisconsin, Nov. 17, 2018 (31)
 Threw four or more touchdowns vs. Wisconsin, Nov. 17, 2018 (4)
 Threw three interceptions at Michigan State, Oct. 27, 2018 (3)
 Threw four or more interceptions vs. Northwestern, Nov. 12, 2016 (4)

RECEIVING

Had two players with 100 yards at Illinois, Oct. 13, 2018 (Isaac Zico 127 and Rondale Moore 101)
 Had three players with 100 yards vs. Missouri, Sept. 15, 2018 (Rondale Moore 137, Brycen Hopkins 136 and Isaac Zico 100)

COMBINATION OFFENSE

Had a 200-yard passer and a 100-yard rusher vs. Ohio State, Oct. 20, 2018 (David Blough 378 yards passing and D.J. Knox 128 yards rushing)
 Had a 100-yard rusher and a 100-yard receiver vs. Ohio State, Oct. 20, 2018 (D.J. Knox 128 yards rushing and Rondale Moore 170 yards receiving)

TOTAL OFFENSE

Had 500 or more yards of total offense vs. Ohio State, Oct. 20, 2018 (539)
 Had 600 or more yards of total offense at Illinois, Oct. 13, 2018 (611)
 Ran 75 or more total plays of offense vs. Wisconsin, Nov. 17, 2018 (79)
 Ran 85 or more total plays of offense vs. Arizona, Dec. 27, 2017 (93)

SCORING

Scored 40 or more points vs. Wisconsin, Nov. 17, 2018 (44)
 Scored 50 or more points vs. Nebraska, Oct. 31, 2015 (55)
 Scored 60 or more points at Indiana, Nov. 22, 2008 (62)
 Allowed 30 or more points vs. Wisconsin, Nov. 17, 2018 (47)
 Allowed 40 or more points vs. Wisconsin, Nov. 17, 2018 (47)
 Allowed 50 or more points vs. Penn State, Oct. 29, 2016 (62)
 Was held scoreless vs. Ohio State, Nov. 2, 2013 (56-0)
 Held opponent scoreless vs. Southeast Missouri, Sept. 17, 2011 (59-0)

GIVEAWAYS/TAKEAWAYS

Did not commit a turnover vs. Ohio State, Oct. 20, 2018
 Committed five or more turnovers vs. Cincinnati, Sept. 10, 2016 (5)
 Recorded five or more takeaways vs. Nebraska, Oct. 31, 2015 (5)
 Intercepted four or more passes vs. Boston College, Sept. 22, 2018 (4)
 Returned an interception for a touchdown vs. Ohio State, Oct. 20, 2018 (Markus Bailey, 41 yards)
 Returned a fumble for a touchdown vs. Virginia Tech, Sept. 19, 2015 (Danny Ezechukwu, 90 yards)

DEFENSE

Held opponent to 50 or fewer rushing yards vs. Nebraska, Oct. 28, 2017 (40)
 Held opponent to 100 or fewer passing yards at Rutgers, Oct. 21, 2017 (87)
 Held opponent to 200 or fewer yards of total offense vs. Eastern Kentucky, Sept. 1, 2012 (190)
 Scored a safety at Indiana, Nov. 26, 2016 (Jake Replogle)
 Recorded five or more sacks vs. Eastern Michigan, Sept. 8, 2018 (6)

SPECIAL TEAMS

Returned a kickoff for a touchdown at Penn State, Nov. 16, 2013 (Raheem Mostert, 100 yards)
 Returned a punt for a touchdown vs. Northern Illinois, Sept. 19, 2009 (Aaron Valentin, 62 yards)
 Returned a blocked punt for a touchdown vs. Northern Colorado, Sept. 6, 2008 (Mike Conway, 11 yards)
 Blocked a punt at Wisconsin, Oct. 14, 2017 (Garrett Hudson)
 Blocked a field goal at Michigan State, Oct. 27, 2018 (Lorenzo Neal)
 Blocked a PAT kick at Iowa, Nov. 21, 2015 (Jake Replogle)
 Had a field goal blocked at Michigan State, Oct. 27, 2018 (Spenver Evans)
 Missed a kicking PAT at Illinois, Oct. 13, 2018 (Spencer Evans)
 Scored a 2-point conversion at Nebraska, Sept. 29, 2018 (David Blough pass to D.J. Knox)
 Did not punt vs. Nevada, Sept. 24, 2016
 Had a punt blocked vs. Virginia Tech, Sept. 19, 2015
 Recovered an onside kick vs. Indiana, Nov. 24, 2018

MISCELLANEOUS

Had 30 or more first downs vs. Indiana, Nov. 28, 2015 (30)
 Had 35 or more minutes of possession time at Illinois, Oct. 13, 2018 (37:47)
 Was involved in an overtime game vs. Wisconsin, Nov. 17, 2018 (L, 44-47 3OT) [5-9 all-time in overtime games]



LAST TIME A BOILERMAKER

RUSHING

Rushed for 100 yards or more	D.J. Knox vs. Ohio State, Oct. 20, 2018 (128)
Rushed for 150 yards or more	D.J. Knox at Illinois, Oct. 13, 2018 (152)
Rushed for 200 yards or more	Markell Jones vs. Indiana, Nov. 25, 2017 (217)
Rushed for 250 yards or more	Mike Alstott at Indiana, Nov. 24, 1995 (265)
Quarterback rushed for 100 or more yards	Rob Henry at Northwestern, Oct. 9, 2010 (132)
Rushed 20 or more times	D.J. Knox vs. Boston College, Sept. 22, 2018 (20)
Rushed 30 or more times	Markell Jones vs. Indiana, Nov. 25, 2017 (31)
Rushed for three touchdowns	D.J. Knox vs. Ohio State, Oct. 20, 2018 (3)
Rushed for four or more touchdowns	Kory Sheets vs. Miami (Ohio), Sept. 9, 2006 (4)
Had a run of 50 yards or more	Ronadale Moore vs. Eastern Michigan, Sept. 8, 2018 (53)
Had a run of 60 yards or more	Ronadale Moore vs. Northwestern, Aug. 30, 2018 (76)
Had a run of 70 yards or more	Ronadale Moore vs. Northwestern, Aug. 30, 2018 (76)
Had a run of 80 yards or more	Akeem Hunt at Indiana, Nov. 29, 2014 (82)

PASSING

Passed for 300 or more yards	David Blough at Indiana, Nov. 24, 2018 (310)
Passed for 400 or more yards	David Blough vs. Missouri, Sept. 15, 2018 (572)
Passed for 500 or more yards	David Blough vs. Missouri, Sept. 15, 2018 (572)
Attempted 40 or more passes	David Blough vs. Wisconsin, Nov. 17, 2018 (49)
Attempted 50 or more passes	David Blough vs. Missouri, Sept. 15, 2018 (48)
Completed 20 or more passes	David Blough at Indiana, Nov. 24, 2018 (27)
Completed 30 or more passes	David Blough vs. Wisconsin, Nov. 17, 2018 (31)
Threw four touchdowns	David Blough vs. Wisconsin, Nov. 17, 2018 (4)
Threw five or more touchdowns	David Blough vs. Iowa, Oct. 15, 2016 (5)
Completed a pass of 50 yards or more	David Blough at Indiana, Nov. 24, 2018 (56)
Completed a pass of 60 yards or more	David Blough vs. Iowa, Nov. 3, 2018 (82)
Completed a pass of 70 yards or more	David Blough vs. Iowa, Nov. 3, 2018 (82)
Completed a pass of 80 yards or more	David Blough vs. Iowa, Nov. 3, 2018 (82)
Threw three or more interceptions	David Blough at Michigan State, Oct. 27, 2018 (3)

RECEIVING

Caught seven or more passes	Ronadale Moore at Indiana, Nov. 24, 2018 (12)
Caught 10 or more passes	Ronadale Moore at Indiana, Nov. 24, 2018 (12)
Caught 15 or more passes	Keith Smith vs. Michigan State, Nov. 14, 2009 (15)
Had 100 or more yards receiving	Rondale Moore at Indiana, Nov. 24, 2018 (141)
Had 150 or more yards receiving	Rondale Moore vs. Ohio State, Oct. 20, 2018 (170)
Had 200 or more yards receiving	Selwyn Lymon at Notre Dame, Sept. 30, 2006 (238)
Caught two touchdowns	Rondale Moore at Indiana, Nov. 24, 2018 (2)
Caught three or more touchdowns	Terry Wright vs. Iowa, Nov. 3, 2018 (3)
Caught a pass of 50 yards or more	Rondale Moore at Indiana, Nov. 24, 2018 (56)
Caught a pass of 60 yards or more	Terry Wright vs. Iowa, Nov. 3, 2018 (82)
Caught a pass of 70 yards or more	Terry Wright vs. Iowa, Nov. 3, 2018 (82)
Caught a pass of 80 yards or more	Terry Wright vs. Iowa, Nov. 3, 2018 (82)

TOTAL OFFENSE

Had 400 or more yards total offense	David Blough vs. Missouri, Sept. 15, 2018 (590)
Had 500 or more yards total offense	David Blough vs. Missouri, Sept. 15, 2018 (590)
Had 100 yards both passing and rushing	Brandon Kirsch at Michigan State, Nov. 16, 2002 (208 passing, 125 rushing)

ALL-PURPOSE

Had 150 or more all-purpose yards	Rondale Moore at Indiana, Nov. 24, 2018 (154)
Had 200 or more all-purpose yards	Rondale Moore vs. Ohio State, Oct. 20, 2018 (252)
Had 250 or more all-purpose yards	Rondale Moore vs. Ohio State, Oct. 20, 2018 (252)

SCORING

Accounted for five or more touchdowns	David Blough vs. Iowa, Oct. 15, 2016 (5 passing)
Accounted for six or more touchdowns	Curtis Painter vs. Eastern Illinois, Sept. 8, 2007 (6 passing)

DEFENSE

Intercepted two or more passes	Markus Bailey at Indiana, Nov. 26, 2016 (2)
Intercepted three or more passes	Anthony Brown vs. Nebraska, Oct. 31, 2015 (3)
Intercepted four or more passes	Paul Beery at Wisconsin, Oct. 9, 1976 (4)
Recovered two or more fumbles	Ryan Russell vs. Minnesota, Oct. 8, 2011 (2)
Recorded 10 or more tackles	Navon Mosley at Indiana, Nov. 24, 2018 (10)
Recorded 15 or more tackles	Markus Bailey vs. Ohio State, Oct. 20, 2018 (15)
Had two or more sacks	Derrick Barnes vs. Boston College, Sept. 22, 2018 (2.0)

SPECIAL TEAMS

Scored 10 or more points kicking	Spencer Evans vs. Wisconsin, Nov. 17, 2018 (14)
Kicked four field goals	Carson Wiggs at Indiana, Nov. 26, 2011 (4)
Kicked five or more field goals	Rick Anderson vs. Michigan State, Oct. 25, 1980 (5)
Kicked a field goal of 50 or more yards	Paul Griggs vs. Western Michigan, Aug. 30, 2014 (51)
Had a punt 60 or more yards	Joe Schopper at Michigan State, Oct. 27, 2018 (74)
Had a punt 70 or more yards	Joe Schopper at Michigan State, Oct. 27, 2018 (74)
Punted 10 or more times	Joe Schopper vs. Michigan, Sept. 23, 2017 (11)
Totaled 100 or more punt return yards	Anthony Chambers vs. Penn State, Oct. 11, 2003 (149)
Totaled 100 or more kickoff return yards	Ronadale Moore at Minnesota, Nov. 10, 2018 (107)



LAST TIME AN OPPONENT

RUSHING

Had 300 or more yards Wisconsin, Nov. 17, 2018 (385)
 Had 50 or more attempts..... Wisconsin, Nov. 17, 2018 (51)
 Had four or more touchdowns..... Wisconsin, Nov. 17, 2018 (4)
 Had two players with 100 yards..... Northwestern, Nov. 12, 2016 (Justin Jackson 127 and John Moten IV 119)

PASSING

Had 300 or more yards at Michigan State, Oct. 27, 2018 (318)
 Had 400 or more yards Ohio State, Oct. 20, 2018 (470)
 Had 50 or more attempts..... at Indiana, Nov. 24, 2018 (51)
 Had 60 or more attempts..... Ohio State, Oct. 20, 2018 (73)
 Had 30 or more completions..... at Indiana, Nov. 24, 2018 (36)
 Threw three or more touchdowns..... Missouri, Sept. 15, 2018 (3)

RECEIVING

Had two players with 100 yards..... Indiana, Nov. 25, 2017 (Taysir Mack 132 and Simmie Cobbs 105)

TOTAL OFFENSE

Had 500 or more yards total offense..... at Indiana, Nov. 24, 2018 (512)
 Had 600 or more yards total offense..... Missouri, Sept. 15, 2018 (608)
 Ran 80 or more plays of offense..... at Indiana, Nov. 24, 2018 (81)

SCORING

Scored 40 or more points..... Wisconsin, Nov. 17, 2018 (47)
 Scored 50 or more points..... Penn State, Oct. 29, 2016 (62)

TAKEAWAYS

Returned an interception for a touchdown..... Louisville, Sept. 2, 2017 (Stacy Thomas 61 yards)
 Returned a fumble for a touchdown at Minnesota, Nov. 10, 2018 (Blake Cashman 40 yards)

DEFENSE

Scored a safety Nebraska, Oct. 12, 2013
 Held Purdue to 50 or fewer rushing yards Missouri, Sept. 15, 2018 (42)
 Held Purdue to 200 or fewer passing yards at Minnesota, Nov. 10, 2018 (145)
 Held Purdue to 300 or fewer yards total offense at Minnesota, Nov. 10, 2018 (233)

SPECIAL TEAMS

Returned a kickoff for a touchdown..... Northern Illinois, Sept. 28, 2013 (Tommylee Lewis, 99 yards)
 Returned a punt for a touchdown..... Michigan, Nov. 1, 2008 (Martavious Odoms, 73 yards)
 Returned a blocked punt for a touchdown..... Virginia Tech, Sept. 19, 2015 (Anthony Shegog, 15 yards)
 Punted 10 or more times at Rutgers, Oct. 21, 2017 (12)
 Missed a kicking PAT Boston College, Sept. 22, 2018
 Scored a 2-point conversion..... at Illinois, Oct. 8, 2016

MISCELLANEOUS

Had 30 or more first downs Ohio State, Oct. 20, 2018 (31)
 Had 35 or more minutes of possession time..... at Michigan State, Oct. 27, 2018 (38:13)

COMBINED OFFENSE

Had a 100-yard rusher and a 100-yard receiver Nebraska, Sept. 29, 2018 (Devine Ozigbo 170 yards rushing, JD Spielman 135 yards receiving)

INDIVIDUALS

Had a 100-yard rusher Stevie Scott, at Indiana, Nov. 24, 2018 (129)
 Had a 300-yard passer Peyton Ramsey, at Indiana, Nov. 24, 2018 (345)
 Had a 100-yard receiver Nick Westbrook, at Indiana, Nov. 24, 2018 (125)
 Had 15 or more tackles..... Trevor Morris, at Rutgers, Oct. 21, 2017 (15)

GAME 1: NORTHWESTERN 31, PURDUE 27

August 30, 2018

Ross-Ade Stadium, West Lafayette, Ind.

The anticipation for the season opener was thick. What would Jeff Brohm do for an encore coming off a remarkable debut that saw Purdue go to a bowl for the first time since 2012 and win a postseason game for the first time since 2011?

Purdue jumped into the deep end to start the season by playing host to Northwestern. It was the first time the Boilermakers had opened at home against a Big Ten foe since 1979. Alas, it did not end well. The Boilermakers played catch up all night, falling behind 14-0 in the first quarter and trailing 31-17 at halftime, never able to take a lead against a Northwestern team that rotated quarterbacks.

The Boilermakers were undone by nine penalties and three turnovers. With no timeouts and desperate to get the ball back with 2:31 remaining and down by four points, Purdue was flagged for a personal foul on third-and-11. It extended the Northwestern drive and allowed the Wildcats to eat up the final 7:57.

While the outcome was disappointing, there was a silver lining. Touted true freshman Rondale Moore lived up to his hype with a sensational debut that saw the electric receiver break Otis Armstrong's school game record with 313 all-purpose yards. Moore had 11 catches for 109 yards and a touchdown and ran twice for 79 yards and a score. Moore brought fans out of their seats with a 32-yard touchdown catch to open the scoring for Purdue. He followed that with a take-your-breath-away 76-yard scoring run.

Fans were disappointed in the final score, but they left Ross-Ade Stadium buzzing about Moore, knowing they had a big-time playmaker.

Score by Quarters	1	2	3	4	Total
Northwestern	14	17	0	0	31
Purdue	14	3	7	3	27

Qtr Time Scoring play

1st	07:58	NU - Larkin, Jeremy 1 yd run (Kuhbänder, Charlie kick), 11-64 4:42
	05:34	NU - Moten IV, John 2 yd run (Kuhbänder, Charlie kick), 5-65 1:09
	04:20	PUR - Rondale Moore 32 yd pass from Elijah Sindelar (Spencer Evans kick), 4-60 1:14
	01:02	PUR - Rondale Moore 76 yd run (Spencer Evans kick), 3-85 1:20
2nd	13:37	NU - Kuhbänder, Charlie 34 yd field goal, 8-59 2:25
	07:06	NU - Green, TJ 1 yd run (Kuhbänder, Charlie kick), 3-55 0:58
	03:44	PUR - Spencer Evans 38 yd field goal, 10-44 3:22
	00:37	NU - Larkin, Jeremy 4 yd run (Kuhbänder, Charlie kick), 5-30 2:04
3rd	11:37	PUR - D.J. Knox 2 yd run (Spencer Evans kick), 6-71 1:52
4th	14:56	PUR - Spencer Evans 27 yd field goal, 14-76 6:46

	NU	PUR
FIRST DOWNS	22	23
RUSHES-YARDS (NET)	42-166	25-202
PASSING YDS (NET)	235	270
Passes Att-Comp-Int	37-23-0	46-30-3
TOTAL OFFENSE PLAYS-YARDS	79-401	71-472
Fumble Returns-Yards	0-0	0-0
Punt Returns-Yards	1-2	0-0
Kickoff Returns-Yards	2-33	5-125
Interception Returns-Yards	3-43	0-0
Punts (Number-Avg)	7-37.9	4-42.2
Fumbles-Lost	2-0	1-0
Penalties-Yards	6-56	9-95
Possession Time	33:11	26:49
Third-Down Conversions	6 of 17	8 of 15
Fourth-Down Conversions	1 of 2	0 of 0
Red-Zone Scores-Chances	5-6	2-2
Sacks By: Number-Yards	2-8	0-0

RUSHING: Northwestern-Larkin, Jeremy 26-143; McGowan, Kyril 1-17; Moten IV, John 5-8; Thorson, Clayton 3-8; Green, TJ 4-0; Green, Cameron 1-minus 4; TEAM 2-minus 6. Purdue-Rondale Moore 2-79; D.J. Knox 7-77; Markell Jones 7-27; David Blough 5-19; Tario Fuller 2-2; Elijah Sindelar 2-minus 2.

PASSING: Northwestern-Thorson, Clayton 16-26-0-172; Green, TJ 7-11-0-63. Purdue-Elijah Sindelar 18-30-3-196; David Blough 12-16-0-74.

RECEIVING: Northwestern-Nagel, Flynn 5-58; Green, Cameron 5-50; Larkin, Jeremy 4-20; Skowronek, Bennett 3-47; Moten IV, John 2-25; Lees, Riley 2-14; Chiaokhiao-Bowman, R 1-14; Fessler, Charlie 1-7. Purdue-Rondale Moore 11-109; Jared Sparks 6-76; Terry Wright 3-22; Isaac Zico 2-17; Tario Fuller 2-14; Jackson Anthrop 2-12; Jarrett Burgess 1-9; Brycen Hopkins 1-7; Markell Jones 1-5; D.J. Knox 1-minus 1.

INTERCEPTIONS: Northwestern-Pace, JR 1-26; Hartage, Montre 1-17; Hall, Nate 1-0. Purdue-None.





GAME 2: EASTERN MICHIGAN 20, PURDUE 19

September 8, 2018

Ross-Ade Stadium, West Lafayette, Ind.

Score by Quarters	1	2	3	4	Total
Eastern Michigan	7	3	0	10	20
Purdue	6	6	0	7	19

Qtr Time Scoring play

1st	03:53	PUR - Spencer Evans 29 yd field goal, 9-72 4:29
	03:40	EMU - SEXTON, Mathew 75 yd pass from WIEGERS, Tyler (RYLAND, Chad kick), 1-75 0:13
	00:26	PUR - Spencer Evans 34 yd field goal, 7-70 3:14
2nd	00:59	PUR - Markell Jones 7 yd pass from Elijah Sindelar (Spencer Evans kick failed), 9-87 3:50
	00:03	EMU - RYLAND, Chad 27 yd field goal, 5-65 0:56
4th	07:56	EMU - TURNER, Breck 9 yd run (RYLAND, Chad kick), 4-44 1:53
	06:41	PUR - D.J. Knox 45 yd run (Spencer Evans kick), 4-64 1:15
	00:00	EMU - RYLAND, Chad 24 yd field goal, 15-72 4:51

	EMU	PUR
FIRST DOWNS	19	19
RUSHES-YARDS (NET)	31-69	42-341
PASSING YDS (NET)	347	135
Passes Att-Comp-Int	34-22-1	24-14-0
TOTAL OFFENSE PLAYS-YARDS	65-416	66-476
Fumble Returns-Yards	0-0	0-0
Punt Returns-Yards	0-0	2-0
Kickoff Returns-Yards	0-0	3-26
Interception Returns-Yards	0-0	1-0
Punts (Number-Avg)	7-43.3	4-39.2
Fumbles-Lost	1-0	5-2
Penalties-Yards	10-71	7-85
Possession Time	29:59	30:01
Third-Down Conversions	3 of 12	4 of 13
Fourth-Down Conversions	1 of 2	0 of 1
Red-Zone Scores-Chances	3-3	3-5
Sacks By: Number-Yards	1-5	6-26

RUSHING: Eastern Michigan-VANN, Shaq 7-44; ERIKSEN, Ian 8-20; TURNER, Breck 3-13; GLASS, Mike 3-0; TEAM 1-minus 2; WIEGERS, Tyler 9-minus 6. Purdue-D.J. Knox 21-152; Markell Jones 12-109; Rondale Moore 2-49; David Blough 3-17; Tario Fuller 2-13; Elijah Sindelar 2-1.

PASSING: Eastern Michigan-WIEGERS, Tyler 20-28-1-312; GLASS, Mike 2-5-0-35; TEAM 0-1-0-0. Purdue-Elijah Sindelar 8-14-0-87; David Blough 6-10-0-48.

RECEIVING: Eastern Michigan-BANHAM, Blake 6-99; JACKSON, Arthur 6-84; OAKES, Gunnar 4-41; SEXTON, Mathew 3-81; DOOLEY, Brian 1-20; KEMP, Bryce 1-16; TURNER, Breck 1-6. Purdue-Cole Herdman 3-33; Brycen Hopkins 3-32; Rondale Moore 3-16; Terry Wright 1-22; Jared Sparks 1-11; Tario Fuller 1-10; Markell Jones 1-7; D.J. Knox 1-4.

INTERCEPTIONS: Eastern Michigan-None. Purdue-Kai Higgins 1-0.

The discipline issues that plagued Purdue in a season-opening loss to Northwestern persisted in a stunning defeat to Eastern Michigan.

The Boilermakers outgained the Eagles 476 yards to 416 yards. They ran for a whopping 341 yards, averaging 8.1 yards per carry, with D.J. Knox (152) and Markell Jones (109) both eclipsing the 100-yard rushing mark. But Purdue was hurt by untimely penalties and committed two turnovers.

A conservative Purdue offense that saw Jeff Brohm play both David Blough and Elijah Sindelar at quarterback never got rolling through the air on a soggy afternoon at Ross-Ade Stadium. Leading 19-17, Purdue looked to seize control in the fourth quarter when Kai Higgins came up with an interception with 6:35 to play.

But on their final drive, the Eagles went 72 yards in 15 plays to set up a game-winning 25-yard field goal in the final seconds. During the fateful drive, the Boilermakers committed two crippling penalties. First, they were flagged for a personal foul after a sack on a third-and-8 to give Eastern Michigan a first down. Later, pass interference gave the Eagles another first down. The drive also saw the Eagles make a 23-yard completion on fourth-and-15.





GAME 3: MISSOURI 40, PURDUE 37

September 15, 2018

Ross-Ade Stadium, West Lafayette, Ind.

For the second week in a row, the Boilermakers were delivered a gut-punch loss, but the Purdue offense turned a corner in a painful loss to Missouri. Best of all: Purdue found a quarterback.

Elijah Sindelar, who won the starting job in training camp, sustained an injury in the week leading up to kickoff against Missouri, making David Blough the unquestioned starter after the job had ping-ponged between the duo the first two weeks. Despite Blough's reputation for being a "game manager," head coach Jeff Brohm opted to open up his offense after a conservative approach yielded no wins the first two games.

Blough completed 39 of 55 passes for a school-record 572 yards with three touchdowns as the Boilermakers rolled up 614 yards of total offense. Blough had 590 himself, setting the Big Ten record. Purdue had three players with over 100 yards receiving: Rondale Moore (11 catches for 137 yards and a touchdown), Brycen Hopkins (5-136-1) and Isaac Zico (4-100) in an offense that leaned almost entirely on the pass. Purdue had just 42 yards rushing.

Missouri looked primed to blow out Purdue when it took a 27-10 lead with 7:10 left in the first half. But the Boilermakers set their jaw and fought back to trail just 27-24 at the half. A 7-yard Moore touchdown grab early in the fourth quarter cut the Tigers' lead to 37-34. Purdue cornerback Kenneth Major came up with an interception at the Purdue 10-yard line with less than 13 minutes to play.

Purdue matriculated down the field, with Blough hitting Jared Sparks for a 9-yard touchdown pass. But replay overturned the catch and the Boilermakers had to settle for a 26-yard field goal by Spencer Evans to tie the game at 37 with 3:28 left. It was enough time for Missouri to move 68 yards in 10 plays to set up game-winning 25-yard field goal as time expired.

It was the second game in a row Purdue lost on a last-second field goal, as the Boilermakers opened 0-3 for the first time since 1996.

Score by Quarters	1	2	3	4	Total
Missouri	13	14	10	3	40
Purdue	7	17	3	10	37

Qtr Time Scoring play

1st	12:14	MU - McCann, Tucker 40 yd field goal, 10-53 2:46
	10:56	PUR - Terry Wright 12 yd pass from David Blough (Spencer Evans kick), 4-86 1:18
	05:26	MU - Johnson, Johnathon 21 yd pass from Lock, Drew (McCann, Tucker kick), 5-75 1:54
	01:42	MU - McCann, Tucker 29 yd field goal, 9-47 3:06
2nd	14:52	PUR - Spencer Evans 33 yd field goal, 7-52 1:50
	12:33	MU - Knox, Jalen 59 yd pass from Lock, Drew (McCann, Tucker kick), 7-75 2:19
	07:10	MU - Okwuegbunam, Albert 2 yd pass from Lock, Drew (McCann, Tucker kick), 9-94 3:07
	02:42	PUR - David Blough 1 yd run (Spencer Evans kick), 10-75 4:28
	00:09	PUR - Brycen Hopkins 3 yd pass from David Blough (Spencer Evans kick), 4-68 0:23
3rd	08:27	PUR - Spencer Evans 29 yd field goal, 14-63 6:33
	06:48	MU - Lock, Drew 8 yd run (McCann, Tucker kick), 5-75 1:39
	02:30	MU - McCann, Tucker 31 yd field goal, 5-38 1:23
4th	12:16	PUR - Rondale Moore 7 yd pass from David Blough (Spencer Evans kick), 2-81 0:48
	03:28	PUR - Spencer Evans 26 yd field goal, 12-81 3:51
	00:00	MU - McCann, Tucker 25 yd field goal, 10-68 3:28

	MU	PUR
FIRST DOWNS	31	23
RUSHES-YARDS (NET)	46-233	16-42
PASSING YDS (NET)	375	572
Passes Att-Comp-Int	43-26-1	55-39-1
TOTAL OFFENSE PLAYS-YARDS	89-608	71-614
Fumble Returns-Yards	0-0	0-0
Punt Returns-Yards	0-0	1-2
Kickoff Returns-Yards	1-18	2-56
Interception Returns-Yards	1-0	1-0
Punts (Number-Avg)	2-56.0	2-49.0
Fumbles-Lost	1-0	1-0
Penalties-Yards	4-27	7-65
Possession Time	31:56	28:04
Third-Down Conversions	5 of 16	7 of 14
Fourth-Down Conversions	3 of 3	0 of 1
Red-Zone Scores-Chances	5-6	7-7
Sacks By: Number-Yards	1-7	1-16

RUSHING: Missouri-Rountree, Larry 23-168; Badie, Tyler 12-61; Crockett, Damarea 6-17; TEAM 2-minus 3; Lock, Drew 3-minus 10. Purdue-D.J. Knox 7-23; David Blough 6-18; Markell Jones 2-5; Tario Fuller 1-minus 4.

PASSING: Missouri-Lock, Drew 26-43-1-375. Purdue-David Blough 39-55-1-572.

RECEIVING: Missouri-Knox, Jalen 5-110; Brown, Nate 5-48; Okwuegbunam, Albert 5-36; Hall, Emanuel 4-88; Johnson, Johnathon 3-49; Blanton, Kendall 2-16; Badie, Tyler 1-20; Rountree, Larry 1-8. Purdue-Rondale Moore 11-137; Jared Sparks 6-51; Brycen Hopkins 5-136; Isaac Zico 4-100; Markell Jones 4-27; Terry Wright 3-68; Cole Herdman 3-36; D.J. Knox 2-6; Jackson Anthrop 1-11.

INTERCEPTIONS: Missouri-Hilton, Cam 1-0. Purdue-Kenneth Major 1-0.





GAME 4: PURDUE 30, NO. 23 BOSTON COLLEGE 13

September 22, 2018

Ross-Ade Stadium, West Lafayette, Ind.

Score by Quarters	1	2	3	4	Total
Boston College	7	0	0	6	13
Purdue	7	16	7	0	30

Qtr Time Scoring play

1st	07:48	PUR - D.J. Knox 1 yd run (Spencer Evans kick), 12-62 5:58
	04:32	BC - Tom Sweeney 15 yd pass from Anthony Brown (John Tessitore kick), 9-38 3:16
2nd	14:40	PUR - Rondale Moore 70 yd pass from David Blough (Spencer Evans kick failed), 1-70 0:13
	06:52	PUR - Rondale Moore 9 yd pass from David Blough (J.D. Dellinger kick), 4-34 1:46
	00:05	PUR - J.D. Dellinger 21 yd field goal, 4-2 1:13
3rd	05:57	PUR - Terry Wright 36 yd pass from David Blough (J.D. Dellinger kick), 4-60 1:39
4th	00:18	BC - EJ Perry 1 yd run (John Tessitore kick failed), 8-80 2:32

	BC	PUR
FIRST DOWNS	14	17
RUSHES-YARDS (NET)	34-85	41-76
PASSING YDS (NET)	144	296
Passes Att-Comp-Int	29-15-4	28-21-0
TOTAL OFFENSE PLAYS-YARDS	63-229	69-372
Fumble Returns-Yards	0-0	0-0
Punt Returns-Yards	1-23	2-25
Kickoff Returns-Yards	6-213	2-22
Interception Returns-Yards	0-0	4-3
Punts (Number-Avg)	6-37.3	5-42.2
Fumbles-Lost	0-0	2-2
Penalties-Yards	7-60	2-25
Possession Time	22:58	37:02
Third-Down Conversions	3 of 12	8 of 17
Fourth-Down Conversions	1 of 2	1 of 1
Red-Zone Scores-Chances	2-3	3-4
Sacks By: Number-Yards	5-39	4-26

RUSHING: Boston College-AJ Dillon 19-59; Ben Glines 3-27; Travis Levy 3-12; Jeff Smith 2-6; EJ Perry 2-3; Anthony Brown 5-minus 22. Purdue-D.J. Knox 20-51; Markell Jones 8-40; Jared Sparks 1-9; Rondale Moore 2-4; TM 1-minus 1; David Blough 9-minus 27.

PASSING: Boston College-Anthony Brown 13-27-4-96; EJ Perry 2-2-0-48. Purdue-David Blough 21-28-0-296.

RECEIVING: Boston College-CJ Lewis 4-65; Tom Sweeney 3-26; Kobay White 2-15; AJ Dillon 2-minus 2; Jake Burt 1-24; Ben Glines 1-10; Travis Levy 1-7; Korab Idrizi 1-minus 1. Purdue-Rondale Moore 8-110; Isaac Zico 6-84; Brycen Hopkins 3-30; Terry Wright 2-40; Cole Herdman 1-24; Jared Sparks 1-8.

INTERCEPTIONS: Boston College-None. Purdue-Kai Higgins 1-2; Kenneth Major 1-1; Antonio Blackmon 1-0; Anthony Watts 1-0.

To say Purdue was desperate with No. 23 Boston College coming to town is an understatement. The Boilermakers were 0-3, losing their last two games on last-second field goals. It was painful. How would Purdue respond? The season was threatening to slip away before the first leaf had fallen off a tree.

But Purdue bounced back in grand fashion by not just beating the Eagles, but by crushing the No. 23 team in the nation. The Boilermakers scored first and never looked back, building a 23-7 halftime lead fueled by Rondale Moore, who scored on 70- and 9-yard touchdown receptions in the opening half. His 70-yarder in the second quarter was a thing of beauty, as Moore somehow kept his balance while getting hit and avoided a knee touching the ground en route to a mind-bending score that ignited the crowd. Moore finished with eight catches for 110 yards and two scores.

By the fourth quarter, Boston College did not know what had hit it, as the Boilermakers made a big statement against an Eagles team that arrived in West Lafayette with a 3-0 record and ranked for the first time in 10 years.

David Blough picked up where he left off the week before against Missouri, completing 21 of 28 passes for 296 yards with three touchdowns. As good as the offense played, the Purdue defense was even better on this day. The Boilermakers shut down Boston College star running back A.J. Dillon, who was coming off back-to-back 100-yard rushing efforts but notched just 59 yards on 19 carries against the Boilermakers. And Purdue picked off four passes and had four sacks in limiting Boston College to 229 yards of total offense.

Finally, the Boilermakers tasted victory. Could they build on this strong performance?





GAME 5: PURDUE 42, NEBRASKA 28

September 29, 2018
Memorial Stadium, Lincoln, Neb.

For the first time in 2018, Purdue hit the road. How would the Boilermakers respond in a hostile environment in Lincoln, Nebraska? Just fine, thank you.

Playing before a raucous Memorial Stadium crowd fueled by the excitement of new head coach and alum Scott Frost, Purdue built on the mojo of the win over Boston College the week before. The offense clicked, as the Boilermakers scored on all six of their red-zone trips en route to notching 516 yards. Purdue also committed no turnovers for the first time this season. Conversely, the Cornhuskers were hampered by undisciplined play, as they committed 11 penalties for 136 yards and had a turnover.

The Huskers took a 7-0 lead, but it was all Purdue after that. The Boilermakers led 20-7 at halftime and cruised to victory. When it looked like Nebraska was primed to make it a one-score game in the fourth quarter, the Purdue defense stepped up. Navon Mosley (14) and Markus Bailey (11) both finished with double-digit tackles.

Purdue had balance on offense. David Blough completed 25 of 42 passes for 328 yards with a touchdown. Brycen Hopkins was a star, catching five passes for 103 yards and a score. D.J. Knox led the ground game with 87 yards on 15 carries with two touchdowns.

Purdue boasted some honest-to-goodness mojo, having won two in a row after an 0-3 start. It also was the Boilermakers' second win over Nebraska in three years. No doubt, confidence and belief were building for Jeff Brohm's team.

Score by Quarters	1	2	3	4	Total
Purdue	10	10	15	7	42
Nebraska	7	0	14	7	28

Qtr Time Scoring play

1st	11:20	NEB - Devine Ozigbo 18 yd run (B. Pickering kick), 10-75 3:40
	07:57	PUR - D.J. Knox 42 yd run (Spencer Evans kick), 6-71 3:15
	03:40	PUR - Spencer Evans 31 yd field goal, 5-45 1:59
2nd	12:51	PUR - David Blough 1 yd run (Spencer Evans kick), 10-71 3:01
	00:30	PUR - Spencer Evans 25 yd field goal, 12-72 4:54
3rd	08:25	PUR - Brycen Hopkins 12 yd pass from David Blough (Spencer Evans kick), 6-51 2:45
	06:18	NEB - JD Spielman 21 yd pass from Adrian Martinez (B. Pickering kick), 6-53 2:02
	03:24	PUR - D.J. Knox 6 yd run (D.J. Knox pass from David Blough), 8-90 2:48
	02:32	NEB - JD Spielman 21 yd pass from Adrian Martinez (B. Pickering kick), 3-69 0:47
4th	14:56	PUR - Markell Jones 6 yd run (Spencer Evans kick), 6-75 2:36
	13:04	NEB - Devine Ozigbo 23 yd run (B. Pickering kick), 7-75 1:52

	PUR	NEB
FIRST DOWNS	27	31
RUSHES-YARDS (NET)	37-188	39-259
PASSING YDS (NET)	328	323
Passes Att-Comp-Int	42-25-0	42-25-1
TOTAL OFFENSE PLAYS-YARDS	79-516	81-582
Fumble Returns-Yards	0-0	0-0
Punt Returns-Yards	1-6	1-0
Kickoff Returns-Yards	3-68	5-85
Interception Returns-Yards	1-7	0-0
Punts (Number-Avg)	7-41.3	5-40.2
Fumbles-Lost	0-0	1-0
Penalties-Yards	10-75	11-136
Possession Time	36:16	23:44
Third-Down Conversions	7 of 16	4 of 12
Fourth-Down Conversions	0 of 0	0 of 3
Red-Zone Scores-Chances	6-6	1-1
Sacks By: Number-Yards	2-11	1-2

RUSHING: Purdue-D.J. Knox 15-87; Markell Jones 14-59; David Blough 7-38; Rondale Moore 1-4.
Nebraska-Devine Ozigbo 17-170; Adrian Martinez 18-91; JD Spielman 1-3; Greg Bell 2-2; TEAM 1-minus 7.

PASSING: Purdue-David Blough 25-42-0-328. Nebraska-Adrian Martinez 25-42-1-323.

RECEIVING: Purdue-Rondale Moore 8-85; Brycen Hopkins 5-103; Isaac Zico 3-71; Jared Sparks 3-14; Alexander Horvath 2-28; D.J. Knox 2-21; Jackson Anthrop 2-6. Nebraska-JD Spielman 10-135; Stanley Morgan 4-69; Jack Stoll 4-51; Devine Ozigbo 2-28; Kade Warner 2-16; Jaron Woodyard 1-10; Kurt Rafdal 1-9; Greg Bell 1-5.

INTERCEPTIONS: Purdue-Simeon Smiley 1-7. Nebraska-None.





GAME 6: PURDUE 46, ILLINOIS 7

October 13, 2018
Memorial Stadium, Champaign, Ill.

Score by Quarters	1	2	3	4	Total
Purdue	14	15	7	10	46
Illinois	7	0	0	0	7

Qtr Time Scoring play

1st	08:07	ILL - Bush,AJ 5 yd run (McLaughlin,C. Kick), 6-77 1:33
	06:25	PUR - Isaac Zico 3 yd pass from David Blough (Spencer Evans kick), 5-75 1:42
	04:06	PUR - David Blough 7 yd pass from Jared Sparks (Spencer Evans kick), 3-65 1:35
2nd	14:56	PUR - Markell Jones 1 yd run (Spencer Evans kick blockd), 8-58 2:50
	06:15	PUR - Spencer Evans 37 yd field goal, 10-59 3:57
	00:09	PUR - Isaac Zico 42 yd pass from David Blough (Joe Schopper rush failed), 3-75 0:29
3rd	10:06	PUR - Rondale Moore 7 yd pass from David Blough (Spencer Evans kick), 10-75 4:54
4th	13:57	PUR - Spencer Evans 32 yd field goal, 9-65 3:16
	04:10	PUR - Alexander Horvath 3 yd run (Spencer Evans kick), 10-55 5:33

	PUR	ILL
FIRST DOWNS	29	14
RUSHES-YARDS (NET)	44-227	31-69
PASSING YDS (NET)	384	181
Passes Att-Comp-Int	37-26-1	29-15-1
TOTAL OFFENSE PLAYS-YARDS	81-611	60-250
Fumble Returns-Yards	0-0	0-0
Punt Returns-Yards	2-6	2-1
Kickoff Returns-Yards	0-0	3-50
Interception Returns-Yards	1-10	1-2
Punts (Number-Avg)	2-47.0	9-43.4
Fumbles-Lost	1-0	0-0
Penalties-Yards	5-45	7-57
Possession Time	37:47	22:13
Third-Down Conversions	7 of 15	3 of 13
Fourth-Down Conversions	0 of 1	0 of 0
Red-Zone Scores-Chances	7-7	1-2
Sacks By: Number-Yards	4-38	2-16

RUSHING: Purdue-D.J. Knox 17-150; Markell Jones 7-56; Alexander Horvath 5-19; Tario Fuller 6-11; Rondale Moore 2-3; Jared Sparks 1-3; Team 3-0; David Blough 3-minus 15. Illinois-Bush,AJ 20-24; Corbin,Reggie 6-20; Bonner,RaVon 1-12; Epstein,Mike 1-10; Stampley,D. 1-6; Robinson,Matt 2-minus 3.

PASSING: Purdue-David Blough 25-36-1-377; Jared Sparks 1-1-0-7. Illinois-Bush,AJ 12-25-1-170; Robinson,Matt 3-4-0-11.

RECEIVING: Purdue-Isaac Zico 5-127; Rondale Moore 4-101; Jared Sparks 3-18; Terry Wright 3-18; D.J. Knox 3-15; Brycen Hopkins 2-44; Tario Fuller 2-21; Darius Pittman 1-16; Markell Jones 1-9; Jarrett Burgess 1-8; David Blough 1-7. Illinois-Davis,Trenard 3-44; Green,Carmoni 3-14; Mays,Sam 2-37; Epstein,Mike 2-6; Corbin,Reggie 1-52; Stampley,D. 1-18; Reams,Caleb 1-4; Smalling,Ricky 1-3; Bonner,RaVon 1-3.

INTERCEPTIONS: Purdue-Kenneth Major 1-10. Illinois-Brown,Sydney 1-2.

It was Homecoming at Illinois, but Purdue spoiled the party to retain the Cannon trophy for the third straight year.

Things started well for the Fighting Illini, who jumped to a 7-0 lead. Then, the Boilermakers scored 46 unanswered points in dominating this game in every fashion. Offense, defense, special teams ... it was all Purdue. Illinois had a chance to cut Purdue's lead to four points midway through the second quarter, but a missed field goal curtailed any possible momentum.

Coming off a bye week, the Boilermakers punched out Illinois with 611 yards of offense, while rationing the Fighting Illini to 250 yards. The 39-point win was the largest for Purdue since it toppled Eastern Kentucky 48-6 in 2012. It was the Boilermakers' largest victory against an FBS foe since they overwhelmed Indiana 62-10 in 2008.

There were many stars for Purdue on this day in Champaign. David Blough completed 25 of 36 passes for 377 yards with three touchdowns. Isaac Zico caught five passes for 127 yards and two scores, while Rondale Moore had four receptions for 101 yards and a score. D.J. Knox ran 17 times for 150 yards as Purdue totaled 227 yards on the ground. The defense dominated, too, as a strong Illini rushing game was held to 69 yards on 31 carries. Cornel Jones recorded three tackles for loss. The Boilermakers tallied four sacks. And on it went, all afternoon for Purdue.

Best of all: It was the Boilermakers' third win in succession after an 0-3 start leveling the team's record. Suddenly, a season that looked bleak not long ago was filled with possibilities. Purdue would need all the momentum it could get heading into next week's visit from No. 2 and undefeated Ohio State.



GAME 7: PURDUE 49, NO. 2 OHIO STATE 20

October 20, 2018
Ross-Ade Stadium, West Lafayette, Ind.

In what will go down as one of the most glorious games in school annals, Purdue did not just beat mighty Ohio State, it crushed the No. 2 Buckeyes before a sold-out crowd on national television. And the fans responded by rushing the field on the magical night with super fan Tyler Trent watching from a suite after predicting victory for his alma mater.

David Blough continued his torrid play, completing 25 of 43 passes for 378 yards with three touchdowns. Per usual, Rondale Moore was Blough's favorite target, catching 12 passes for 170 yards with two touchdowns. D.J. Knox did his thing, rushing 16 times for 128 yards and three touchdowns. His 42- and 40-yard scoring jaunts in the fourth quarter were backbreaking to Ohio State, which had a 12-game winning streak snapped.

Late in the first half, punter Joe Schopper executed a fake field goal, rushing for four yards and setting up a 9-yard touchdown pass from Blough to Moore on the next play. It was a momentum changer, giving Purdue a 14-3 lead.

Purdue won its fourth consecutive game after an 0-3 start. And it was the Boilermakers' second victory over a ranked foe this season. The Purdue defense played lights out. How good? The Buckeyes did not score their first touchdown until the 9:36 mark of the fourth quarter. By then, Purdue led 28-13. The Boilermakers responded with three more touchdowns to ice the game. It was fitting that Columbus, Ohio, native Markus Bailey scored the final touchdown by returning an interception 41 yards with just over two minutes left.

The last time the Boilermakers beat a team ranked so highly was when they toppled No. 2 Ohio State 28-23 in 1984. And it was the most points Purdue ever scored against the Buckeyes, bettering the 41 tallied in 1967.

The Buckeyes could not run the ball, totaling just 76 yards on 25 rushes with a long run of 11 yards. Ten penalties also hurt Ohio State.

The victory stamped Purdue as a legit contender in the Big Ten West Division. Anything seemed possible.

Score by Quarters	1	2	3	4	Total
Ohio State	0	3	3	14	20
Purdue	7	7	7	28	49

Qtr Time Scoring play

1st	01:10	PUR - Isaac Zico 13 yd pass from David Blough (Spencer Evans kick), 15-98 7:09
2nd	14:14	OSU - Haubeil, Blake 24 yd field goal, 6-48 1:56
	00:27	PUR - Rondale Moore 9 yd pass from David Blough (Spencer Evans kick), 8-80 1:24
3rd	12:25	OSU - Haubeil, Blake 23 yd field goal, 10-69 2:35
	08:36	PUR - D.J. Knox 1 yd run (Spencer Evans kick), 10-73 3:49
4th	11:39	PUR - D.J. Knox 42 yd run (Spencer Evans kick), 8-76 3:14
	09:36	OSU - Dixon, Johnnie 32 yd pass from Haskins, Dwayne (Haubeil, Blake kick), 8-71 2:03
	06:46	PUR - D.J. Knox 40 yd run (Spencer Evans kick), 5-75 2:50
	04:40	OSU - McLaurin, Terry 34 yd pass from Haskins, Dwayne (Haubeil, Blake kick), 9-70 2:06
	03:37	PUR - Rondale Moore 43 yd pass from David Blough (Spencer Evans kick), 3-46 1:03
	02:08	PUR - Markus Bailey 41 yd interception return (Spencer Evans kick)

	OSU	PUR
FIRST DOWNS	31	24
RUSHES-YARDS (NET)	25-76	29-161
PASSING YDS (NET)	470	378
Passes Att-Comp-Int	73-49-1	43-25-0
TOTAL OFFENSE PLAYS-YARDS	98-546	72-539
Fumble Returns-Yards	0-0	0-0
Punt Returns-Yards	1-16	1-9
Kickoff Returns-Yards	5-98	3-49
Interception Returns-Yards	0-0	1-41
Punts (Number-Avg)	5-38.6	6-43.3
Fumbles-Lost	0-0	1-0
Penalties-Yards	10-86	7-95
Possession Time	31:17	28:43
Third-Down Conversions	11 of 22	6 of 15
Fourth-Down Conversions	2 of 3	2 of 2
Red-Zone Scores-Chances	2-5	3-3
Sacks By: Number-Yards	2-14	1-2

RUSHING: Ohio State-Weber, Mike 9-45; Dobbins, J.K. 11-24; Haskins, Dwayne 5-7. Purdue-D.J. Knox 16-128; Rondale Moore 2-24; Markell Jones 5-12; Joe Schopper 1-4; David Blough 5-minus 7.

PASSING: Ohio State-Haskins, Dwayne 49-73-1-470. Purdue-David Blough 25-43-0-378.

RECEIVING: Ohio State-Hill, K.J. 9-105; Campbell, Parris 9-43; Victor, Binjimen 5-67; McLaurin, Terry 5-66; Weber, Mike 5-22; Dixon, Johnnie 4-58; Dobbins, J.K. 4-34; Farrell, Luke 4-24; Saunders, C.J. 2-17; Mack, Austin 1-24; Berry, Rashod 1-10. Purdue-Rondale Moore 12-170; Jared Sparks 3-43; Brycen Hopkins 3-37; Isaac Zico 2-50; Cole Herdman 2-36; Jackson Anthrop 2-16; D.J. Knox 1-26.

INTERCEPTIONS: Ohio State-None. Purdue-Markus Bailey 1-41.





GAME 8: MICHIGAN STATE 23, PURDUE 13

October 27, 2018

Spartan Stadium, East Lansing, Mich.

Score by Quarters	1	2	3	4	Total
Purdue	3	3	7	0	13
Michigan State	6	7	3	7	23

Qtr Time Scoring play

1st	11:07	MSU - Coghlin, Matt 43 yd field goal, 7-24 2:03
	08:11	PUR - Spencer Evans 28 yd field goal, 6-20 1:35
	03:23	MSU - Coghlin, Matt 48 yd field goal, 11-42 4:44
2nd	06:33	PUR - Spencer Evans 35 yd field goal, 11-48 4:53
	00:56	MSU - Stewart, D. 11 yd pass from Lombardi, Rocky (Coghlin, Matt kick), 9-87 1:26
3rd	03:08	MSU - Coghlin, Matt 34 yd field goal, 10-34 4:39
	00:35	PUR - Terry Wright 1 yd run (Spencer Evans kick), 7-74 2:26
4th	01:58	MSU - Nailor, Jalen 48 yd pass from Lombardi, Rocky (Coghlin, Matt kick), 6-75 1:44

	PUR	MSU
FIRST DOWNS	16	26
RUSHES-YARDS (NET)	13-62	40-108
PASSING YDS (NET)	277	318
Passes Att-Comp-Int	49-29-3	46-26-0
TOTAL OFFENSE PLAYS-YARDS	62-339	86-426
Fumble Returns-Yards	0-0	0-0
Punt Returns-Yards	2-8	1-0
Kickoff Returns-Yards	6-122	1-21
Interception Returns-Yards	0-0	3-2
Punts (Number-Avg)	4-47.5	4-38.5
Fumbles-Lost	0-0	3-1
Penalties-Yards	4-30	6-61
Possession Time	21:47	38:13
Third-Down Conversions	3 of 13	6 of 16
Fourth-Down Conversions	1 of 2	0 of 1
Red-Zone Scores-Chances	3-3	2-3
Sacks By: Number-Yards	1-8	1-3

RUSHING: Purdue-D.J. Knox 7-51; David Blough 3-12; Terry Wright 1-1; Markell Jones 2-minus 2.
Michigan State-Scott, LJ 15-52; Nailor, Jalen 2-24; Lombardi, Rocky 11-22; Stewart, D. 2-7; Heyward, Connor 2-7; Jefferson, L. 5-4; TEAM 3-minus 8.

PASSING: Purdue-David Blough 29-49-3-277. Michigan State-Lombardi, Rocky 26-46-0-318.

RECEIVING: Purdue-Rondale Moore 11-74; D.J. Knox 5-32; Brycen Hopkins 4-80; Terry Wright 3-30; Isaac Zico 2-46; Cole Herdman 2-10; Jared Sparks 1-4; Markell Jones 1-1. Michigan State-Sowards, B. 6-48; Chambers, Cam 5-53; Stewart, D. 4-60; Dotson, Matt 4-48; Nailor, Jalen 3-70; Sokol, Matt 1-13; Layne, Justin 1-11; Jefferson, L. 1-8; Scott, LJ 1-7.

INTERCEPTIONS: Purdue-None. Michigan State-Morrissey, Matt 1-2; Thompson, Tyriq 1-0; Dowell, David 1-0.

Just like that, Purdue's four-game winning streak came to an end at Michigan State. The Spartans' defense never let the Boilermakers' offense get on track.

How tough was the sledding for Purdue's attack? The Boilermakers had just 339 yards of offense. The run game slugged out merely 62 yards. David Blough completed 29 of 49 passes for 277 yards. Purdue tallied just one touchdown, and it did not come until 35 seconds were left in the third quarter.

Trailing 16-13 early in the fourth quarter, the Boilermakers looked primed to strike for another touchdown. Blough had the offense moving when he hit Brycen Hopkins with a pass to the Michigan State 22-yard line. But the pass wound up being intercepted to thwart the opportunity.

Rondale Moore continued his eye-popping season with 11 catches.

Markus Bailey and Jacob Thieneman both recorded 11 tackles. And Joe Schopper rocketed a career-long 74-yard punt.



GAME 9: PURDUE 38, NO. 19 IOWA 36

November 3, 2018
Ross-Ade Stadium, West Lafayette, Ind.

After losing two games on last-second field goals, Purdue got to deliver a heart-crushing defeat of its own by kicking a game-winning field goal in the final moments to dump No. 19 Iowa for the second season in a row. It was a cathartic moment for Purdue, which notched its third victory against a ranked team in 2018. It is the first time the program had pulled off that feat since 2003.

The Boilermaker offense was at its big-play best on this day at Ross-Ade Stadium. David Blough hit scoring passes of 36, 41 and 82 yards. On the day, Blough finished 23 of 32 for 333 yards with four touchdowns. It was Blough's fifth 300-yard game of the season and the 11th of his career. Terry Wright was the big star, enjoying a career day with six grabs for 146 yards and three scores.

Purdue was in control throughout, leading 21-17 at halftime and 35-23 entering the fourth quarter. But that's when Iowa made a move, scoring two touchdowns in less than three minutes to take a 36-35 lead with 10:19 to go. Purdue did not panic, even after punting back to Iowa with eight minutes left. The Boilermaker defense got the ball back, giving Blough one last chance to seize back the lead. And the offense delivered.

Purdue took over with 4:30 remaining and proceeded to drive 43 yards in 11 plays, culminating with a 25-yard field goal by Spencer Evans with eight seconds left for a 38-36 lead. A key pass interference penalty on Iowa helped matriculate the Boilermakers down the field on the pivotal drive.

The Boilermakers were in position to win the game with a field goal because twice in the second half Iowa opted to go for two-point conversions instead of kicking extra points. Both times, Purdue stymied the Hawkeyes.

The win moved the Boilermakers one win from bowl eligibility and kept them in the hunt for the Big Ten West Division title.

Score by Quarters	1	2	3	4	Total
Iowa	7	10	6	13	36
Purdue	14	7	14	3	38

Qtr Time Scoring play

1st	11:56	PUR - Isaac Zico 36 yd pass from David Blough (Spencer Evans kick), 9-74 3:04
	06:15	IOWA - Ivory Kelly-Martin 2 yd run (Miguel Recinos kick), 12-90 5:41
	03:40	PUR - Markell Jones 1 yd run (Spencer Evans kick), 7-75 2:35
2nd	10:47	IOWA - Miguel Recinos 34 yd field goal, 9-35 3:57
	06:27	PUR - Terry Wright 41 yd pass from David Blough (Spencer Evans kick), 10-89 4:20
	00:17	IOWA - Nate Stanley 1 yd run (Miguel Recinos kick), 7-62 3:01
3rd	12:11	PUR - Terry Wright 82 yd pass from David Blough (Spencer Evans kick), 1-82 0:10
	09:33	IOWA - T.J. Hockenson 4 yd pass from Nate Stanley (Nate Stanley pass failed), 5-81 2:38
	02:26	PUR - Terry Wright 3 yd pass from David Blough (Spencer Evans kick), 6-18 2:46
4th	12:29	IOWA - Mekhi Sargent 1 yd run (Miguel Recinos kick), 12-75 4:57
	10:19	IOWA - Mekhi Sargent 1 yd run (Nate Stanley pass failed), 5-26 1:54
	00:08	PUR - Spencer Evans 25 yd field goal, 11-43 4:30


	IOWA	PUR
FIRST DOWNS	22	21
RUSHES-YARDS (NET)	37-118	31-101
PASSING YDS (NET)	275	333
Passes Att-Comp-Int	32-21-0	32-23-2
TOTAL OFFENSE PLAYS-YARDS	69-393	63-434
Fumble Returns-Yards	0-0	0-0
Punt Returns-Yards	1-38	1-24
Kickoff Returns-Yards	5-88	5-33
Interception Returns-Yards	2-11	0-0
Punts (Number-Avg)	5-35.0	3-54.3
Fumbles-Lost	1-1	2-0
Penalties-Yards	8-75	6-60
Possession Time	33:57	26:03
Third-Down Conversions	7 of 14	6 of 12
Fourth-Down Conversions	1 of 1	2 of 2
Red-Zone Scores-Chances	6-6	3-3
Sacks By: Number-Yards	1-1	1-7

RUSHING: Iowa-Toren Young 9-45; Ivory Kelly-Martin 10-39; Mekhi Sargent 10-39; Noah Fant 1-3; Austin Kelly 3-1; Ihmir Smith-Marsette 1-1; Team 1-minus 4; Nate Stanley 2-minus 6. Purdue-Markell Jones 14-40; D.J. Knox 9-34; David Blough 7-28; Jackson Anthop 1-minus 1.

PASSING: Iowa-Nate Stanley 21-32-0-275. Purdue-David Blough 23-32-2-333.

RECEIVING: Iowa-T.J. Hockenson 4-39; Mekhi Sargent 4-33; Noah Fant 3-85; Nick Easley 3-34; Ivory Kelly-Martin 2-21; Brandon Smith 2-12; Nate Wieting 1-21; Kyle Groeneweg 1-18; Ihmir Smith-Marsette 1-12. Purdue-Terry Wright 6-146; Rondale Moore 6-31; Isaac Zico 5-74; D.J. Knox 4-20; Brycen Hopkins 1-57; Markell Jones 1-4; Alexander Horvath 0-1.

INTERCEPTIONS: Iowa-Amani Hooker 1-11; Jake Gervase 1-0. Purdue-None.





GAME 10: MINNESOTA 41, PURDUE 10

November 10, 2018

TCF Bank Stadium, Minneapolis, Minn.

Score by Quarters	1	2	3	4	Total
Purdue	3	0	0	7	10
Minnesota	3	10	21	7	41

Qtr Time Scoring play

1st	07:16	MINN - Carpenter,Emmit 24 yd field goal, 13-93 7:44
	02:59	PUR - Spencer Evans 40 yd field goal, 5-16 2:40
2nd	09:03	MINN - Paulson, Jake 11 yd pass from Green, Seth (Carpenter,Emmit kick), 7-83 3:23
	03:40	MINN - Carpenter,Emmit 27 yd field goal, 7-25 3:27
3rd	14:10	MINN - Cashman, Blake 40 yd fumble recovery (Carpenter,Emmit kick)
	10:26	MINN - Green, Seth 2 yd run (Carpenter,Emmit kick), 5-89 2:49
	04:37	MINN - Williams, Bryce 11 yd run (Carpenter,Emmit kick), 7-81 3:58
4th	10:09	MINN - Johnson, Tyler 12 yd pass from Morgan, Tanner (Carpenter,Emmit kick), 7-55 4:51
	05:28	PUR - Rondale Moore 9 yd pass from David Blough (Spencer Evans kick), 10-75 4:41

	PUR	MINN
FIRST DOWNS	14	23
RUSHES-YARDS (NET)	30-88	41-286
PASSING YDS (NET)	145	198
Passes Att-Comp-Int	32-21-0	20-11-1
TOTAL OFFENSE PLAYS-YARDS	62-233	61-484
Fumble Returns-Yards	0-0	1-40
Punt Returns-Yards	0-0	0-0
Kickoff Returns-Yards	5-107	0-0
Interception Returns-Yards	1-0	0-0
Punts (Number-Avg)	6-44.8	3-39.0
Fumbles-Lost	1-1	0-0
Penalties-Yards	7-81	5-50
Possession Time	26:47	33:13
Third-Down Conversions	0 of 12	4 of 9
Fourth-Down Conversions	3 of 5	0 of 0
Red-Zone Scores-Chances	1-1	6-6
Sacks By: Number-Yards	2-2	3-15

RUSHING: Purdue-D.J. Knox 10-34; Markell Jones 6-32; Alexander Horvath 3-24; Tario Fuller 3-12; Jared Sparks 1-0; David Blough 7-minus 14. Minnesota-Ibrahim, M 18-155; Williams, Bryce 9-89; Green, Seth 8-30; Morgan, Tanner 6-12.

PASSING: Purdue-David Blough 20-31-0-142; Nick Sipe 1-1-0-3. Minnesota-Morgan, Tanner 10-18-1-187; Johnson, Tyler 0-1-0-0; Green, Seth 1-1-0-11.

RECEIVING: Purdue-Rondale Moore 8-76; Brycen Hopkins 3-25; Isaac Zico 3-7; D.J. Knox 2-11; Alexander Horvath 2-9; Jackson Anthrop 1-9; Cole Herdman 1-5; Markell Jones 1-3. Minnesota-Johnson, Tyler 5-97; Autman-Bell, C 3-68; Paulson, Jake 2-17; Bateman, Rashod 1-16.

INTERCEPTIONS: Purdue-Antonio Blackmon 1-0. Minnesota-None.

In its worst performance of the season, Purdue inexplicably collapsed on offense and defense during a bone-chilling day on which snow swirled in Minneapolis.

The Boilermakers mustered just 233 yards against a Minnesota defense that was eviscerated for 641 yards (433 rushing) in a 55-31 loss at Illinois the week before.

The game was tied 3-3 in the first quarter. Then, Minnesota ripped off 38 unanswered points before the Boilermakers scored a touchdown with less than six minutes to go in the game. Purdue came into the contest No. 2 in the Big Ten with a 35.8-point scoring average but notched just 10 points. This stat sums things up well: The offense went 0-for-12 on third-down conversions.

The Purdue defense did little to impress, as well, missing tackles and incurring penalties reminiscent of the early season. One bright spot was an interception by Antonio Blackmon.

The Boilermakers were forced to regroup and rediscover the mojo they had in big wins against Boston College, Ohio State and Iowa.



GAME 11: WISCONSIN 47, PURDUE 44 (3OT)

November 17, 2018

Ross-Ade Stadium, West Lafayette, Ind.

In a wild and woolly affair, Wisconsin came out on top, defeating the Boilermakers 47-44 in triple overtime on Senior Day at Ross-Ade Stadium.

It was another kick-in-the-teeth defeat at home for the Boilermakers, who earlier lost on last-second field goals to Eastern Michigan and Missouri. Add it up, and Purdue's four home losses were by an aggregate 11 points.

Early in the fourth quarter, things were looking good for the Boilermakers. With 9:57 left in the game, Spencer Evans banged home a 20-yard field goal to give the Boilermakers a 27-13 lead. Fans were feeling pretty good about Purdue ending a 12-game losing streak to the Badgers and becoming bowl eligible with win No. 6 on the season.

But Wisconsin rallied for two unanswered touchdowns in the final nine minutes to force overtime. Then, after Purdue kicked a field goal on its possession in the third extra session, the Badgers answered with a game-deciding touchdown.

Playing in his last game in West Lafayette, David Blough did all he could. He connected on 31 of 48 passes for 386 yards and four touchdowns. And freshman Rondale Moore was his usual sensational self, with nine catches for 114 yards and two scores.

An inability to run the ball (76 yards on 31 carries, long run of 12) hurt the Boilermakers. Even more killer: Purdue had to settle for field goals instead of touchdowns two times, unable to hit pay dirt on first-and-goal from the 2-yard line in the second quarter and on second-and-goal from the 2-yard line in the fourth. That allowed Wisconsin to stay within striking distance. And, it took advantage in what was the longest game in Ross-Ade history.

The defeat meant Purdue's bowl hopes would come down to winning the finale at Indiana in the battle for the Old Oaken Bucket. The Boilermakers faced similar circumstances in last year's clash against the Hoosiers and delivered a victory.

Score by Quarters	1	2	3	4	OT	O1	O2	O3	Total
Wisconsin	0	3	10	14	20	7	7	6	47
Purdue	0	10	14	3	17	7	7	3	44

Qtr Time Scoring play

2nd	06:11	PUR - D.J. Knox 18 yd pass from David Blough (Spencer Evans kick), 6-55 2:26
	01:07	WIS - Gaglianone, Rafael 29 yd field goal, 13-54 5:04
	00:00	PUR - Spencer Evans 20 yd field goal, 8-72 1:07
3rd	14:40	WIS - Taylor, Jonathan 80 yd run (Gaglianone, Rafael kick), 1-80 0:20
	06:27	WIS - Gaglianone, Rafael 22 yd field goal, 12-68 6:41
	04:08	PUR - Markell Jones 12 yd run (Spencer Evans kick), 6-61 2:19
	00:57	PUR - Rondale Moore 46 yd pass from David Blough (Spencer Evans kick), 6-62 2:19
4th	09:57	PUR - Spencer Evans 20 yd field goal, 5-26 2:19
	06:40	WIS - Davis, Danny 5 yd pass from Coan, Jack (Gaglianone, Rafael kick), 9-62 3:17
	02:51	WIS - Davis, Danny 18 yd pass from Coan, Jack (Gaglianone, Rafael kick), 5-68 2:10
OT	15:00	PUR - Rondale Moore 15 yd pass from David Blough (Spencer Evans kick), 3-25 0:00
	15:00	WIS - Taylor, Jonathan 12 yd run (Gaglianone, Rafael kick), 3-25 0:00
	15:00	WIS - Groshek, Garrett 4 yd run (Gaglianone, Rafael kick), 2-25 0:00
	15:00	PUR - Isaac Zico 25 yd pass from David Blough (Spencer Evans kick), 1-25 0:00
	15:00	PUR - Spencer Evans 41 yd field goal, 4-2 0:00
	15:00	WIS - Taylor, Jonathan 17 yd run, 2-25 0:00

	WIS	PUR
FIRST DOWNS	24	28
RUSHES-YARDS (NET)	51-385	31-76
PASSING YDS (NET)	160	386
Passes Att-Comp-Int	24-16-0	48-31-0
TOTAL OFFENSE PLAYS-YARDS	75-545	79-462
Fumble Returns-Yards	0-0	0-0
Punt Returns-Yards	4--1	1-0
Kickoff Returns-Yards	2-39	1-33
Interception Returns-Yards	0-0	0-0
Punts (Number-Avg)	6-36.5	8-37.5
Fumbles-Lost	1-1	1-1
Penalties-Yards	13-125	5-48
Possession Time	31:28	28:32
Third-Down Conversions	3 of 12	5 of 16
Fourth-Down Conversions	0 of 0	0 of 0
Red-Zone Scores-Chances	7-8	5-5
Sacks By: Number-Yards	3-22	1-9

RUSHING: Wisconsin-Taylor, Jonathan 33-321; Groshek, Garrett 8-39; James, Chris 4-18; Pryor, Kendrick 1-10; Ingold, Alec 1-0; Davis, Danny 1-0; Coan, Jack 2-minus 1; TEAM 1-minus 2. Purdue-D.J. Knox 11-39; Markell Jones 10-29; Rondale Moore 4-27; Alexander Horvath 1-minus 1; David Blough 5-minus 18.

PASSING: Wisconsin-Coan, Jack 16-24-0-160. Purdue-David Blough 31-48-0-386.

RECEIVING: Wisconsin-Taylor, A.J. 5-89; Davis, Danny 4-36; Groshek, Garrett 3-3; Ferguson, Jake 2-16; Pryor, Kendrick 2-16. Purdue-Rondale Moore 9-114; Isaac Zico 6-72; Terry Wright 5-99; D.J. Knox 5-49; Jared Sparks 3-33; Markell Jones 2-15; Cole Herdman 1-4.

INTERCEPTIONS: Wisconsin-None. Purdue-None.





GAME 12: PURDUE 28, INDIANA 21

November 24, 2018
Memorial Stadium, Bloomington, Ind.

Score by Quarters	1	2	3	4	Total
Purdue	7	7	7	7	28
Indiana	0	7	0	14	21

Qtr Time Scoring play

1st	05:43	PUR - Isaac Zico 11 yd pass from David Blough (Spencer Evans kick), 12-85 4:36
2nd	10:52	IND - Scott, Stevie 8 yd run (Justus, Logan kick), 14-87 5:32
	04:30	PUR - Rondale Moore 56 yd pass from David Blough (Spencer Evans kick), 1-56 0:10
3rd	03:43	PUR - Rondale Moore 33 yd pass from David Blough (Spencer Evans kick), 6-76 2:00
4th	07:33	IND - Ramsey, Peyton 23 yd run (Justus, Logan kick), 8-79 2:23
	03:48	PUR - Markell Jones 32 yd run (Spencer Evans kick), 6-75 3:45
	01:17	IND - Westbrook, Nick 40 yd pass from Ramsey, Peyton (Justus, Logan kick), 7-90 1:11

	PUR	IND
FIRST DOWNS	26	27
RUSHES-YARDS (NET)	34-130	30-167
PASSING YDS (NET)	310	345
Passes Att-Comp-Int	35-27-1	51-36-1
TOTAL OFFENSE PLAYS-YARDS	69-440	81-512
Fumble Returns-Yards	0-0	0-0
Punt Returns-Yards	0-0	2--1
Kickoff Returns-Yards	0-0	1-23
Interception Returns-Yards	1-0	1-6
Punts (Number-Avg)	5-42.6	5-39.2
Fumbles-Lost	0-0	0-0
Penalties-Yards	6-73	6-80
Possession Time	31:45	28:15
Third-Down Conversions	4 of 10	5 of 14
Fourth-Down Conversions	0 of 1	1 of 3
Red-Zone Scores-Chances	1-2	1-1
Sacks By: Number-Yards	2-10	5-28

RUSHING: Purdue-Markell Jones 11-95; D.J. Knox 10-42; Rondale Moore 3-13; Team 2-minus 2; David Blough 8-minus 18. Indiana-Scott, Stevie 20-129; Ramsey, Peyton 7-37; Timian, Luke 1-4; Walker, Ronnie 1-minus 1; Harris, J-Shun 1-minus 2.

PASSING: Purdue-David Blough 27-35-1-310. Indiana-Ramsey, Peyton 36-51-1-345.

RECEIVING: Purdue-Rondale Moore 12-141; Isaac Zico 5-64; Cole Herdman 2-31; Markell Jones 2-25; Terry Wright 2-23; Brycen Hopkins 2-13; Jared Sparks 1-16; D.J. Knox 1-minus 3. Indiana-Hale, Donovan 10-81; Westbrook, Nick 8-125; Timian, Luke 5-37; Harris, J-Shun 3-22; Brookins, Ricky 3-19; Hendershot, P. 2-15; Majette, Mike 2-12; Fryfogle, Ty 1-20; Taylor, Reese 1-8; Scott, Stevie 1-6.

INTERCEPTIONS: Purdue-Navon Mosley 1-0. Indiana-Barwick Jr., M. 1-6.

The Old Oaken Bucket is staying in West Lafayette. Even better: The 28-21 victory in Bloomington clinched bowl eligibility for Purdue for the second straight season, something the Boilermakers had not accomplished since 2011 and 2012. It was another brick in the wall for a program that is on the rise.

This day at Memorial Stadium belonged to Rondale Moore, who was simply spectacular ... again. Moore had 12 catches for 141 yards and two touchdowns. On his first score, Moore showed his speed by beating defenders and his strength by shaking a would-be tackler near the goal line. It was scintillating.

And kudos to David Blough, who continued to author an amazing final chapter to his Purdue career. He completed 27 of 35 passes for 310 yards with three touchdowns. It was his seventh game with 300 or more yards passing in 2018.

Markell Jones also did his part, rushing 11 times for 95 yards. A native of Columbus, Indiana, which is a short drive from Bloomington, Jones tormented the Hoosiers for the second year in a row. The highlight? A physical 32-yard touchdown run in which he carried an Indiana defender across the goal line and gave Purdue a 28-14 lead with 3:48 left in the game.

Jones' physical run was symbolic of the day, a day in which Purdue controlled the action from start to finish in a high-stakes game that for a second season in a row saw both teams needing to win to reach a bowl. And, for the second season in a row, the Boilermakers delivered in grand fashion to punch their postseason ticket.





Opponent	Att	Yds	Avg	TD	Long
Northwestern	7	77	11.0	1	45
Eastern Michigan	21	152	7.2	1	45
Missouri	7	23	3.3	0	8
Boston College	20	51	2.5	1	8
Nebraska	15	87	5.8	2	42
Illinois	17	150	8.8	0	33
Ohio State	16	128	8.0	3	42
Michigan State	7	51	7.3	0	36
Iowa	9	34	3.8	0	11
Minnesota	10	34	3.4	0	15
Wisconsin	11	39	3.5	0	8
Indiana	10	42	4.2	0	29
Totals	150	868	5.8	8	45

Opponent	Rec	Yds	Avg	TD	Long
Northwestern	1	-1	-1.0	0	-1
Eastern Michigan	1	4	4.0	0	4
Missouri	2	6	3.0	0	6
Boston College	0	0	0.0	0	0
Nebraska	2	21	10.5	0	19
Illinois	3	15	5.0	0	11
Ohio State	1	26	26.0	0	26
Michigan State	5	32	6.4	0	10
Iowa	4	20	5.0	0	9
Minnesota	2	11	5.5	0	6
Wisconsin	5	49	9.8	1	20
Indiana	1	-3	-3.0	0	-3
Totals	27	180	6.7	1	26

Year	Att	Yds	Avg	TD	Long
2014	0	0	—	0	—
2015	108	409	3.8	2	42
2016	DNP				
2017	90	561	6.2	2	41
2018	150	868	5.8	8	45
Totals	348	1,838	5.3	12	45

Year	Rec	Yds	Avg	TD	Long
2014	0	0	—	0	—
2015	26	189	7.3	0	26
2016	DNP				
2017	15	138	9.2	2	22
2018	27	180	6.7	1	26
Totals	68	507	7.5	3	26

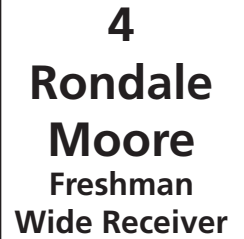
Rushing Attempts	22	at Marshall	2015
Rushing Yards	152	vs. Eastern Michigan	2018
Long Rush	45	Twice	
		last vs. Eastern Michigan	2018
Rushing TD	3	vs. Ohio State	2018
Receptions	6	Twice	
		last vs. Bowling Green	2015
Receiving Yards	54	vs. Bowling Green	2015
Long Reception	26	Twice	
		last vs. Ohio State	2018
Receiving TD	1	Three times	
		last vs. Wisconsin	2018



Opponent	Cmp-Att-Int	Pct	Yds	TD	Long
Northwestern	18-30-3	60.0	196	1	32
Eastern Michigan	8-14-0	57.1	87	1	22
Missouri	DNP				
Boston College	DNP				
Nebraska	DNP				
Illinois	DNP				
Ohio State	DNP				
Michigan State	DNP				
Iowa	DNP				
Minnesota	DNP				
Wisconsin	DNP				
Indiana	DNP				
Totals	26-44-3	59.1	283	2	32

Year	Cmp-Att-Int	Pct	Yds	TD	Long
2016	14-32-3	43.8	165	0	26
2017	187-329-7	56.8	2,099	18	54
2018	26-44-3	59.1	283	2	32
Totals	227-405-13	56.0	2,547	20	54

Completions.....	37at Northwestern, 2017
Attempts.....	60at Northwestern, 2017
Passing Yards	396vs. Arizona, 2017
Passing TD	4vs. Arizona, 2017
Long Pass.....	54at Missouri, 2017



Opponent	Rec	Yds	Avg	TD	Long
Northwestern	11	109	9.9	1	32
Eastern Michigan	3	16	5.3	0	9
Missouri	11	137	12.5	1	42
Boston College	8	110	13.8	2	70
Nebraska	8	85	10.6	0	40
Illinois	4	101	25.3	1	60
Ohio State	12	170	14.2	2	43
Michigan State	11	74	6.7	0	18
Iowa	6	31	5.2	0	12
Minnesota	8	76	9.5	1	15
Wisconsin	9	114	12.7	2	46
Indiana	12	141	11.8	2	56
Totals	103	1,164	11.3	12	70

Opponent	Att	Yds	Avg	TD	Long
Northwestern	2	79	39.5	1	76
Eastern Michigan	2	49	24.5	0	53
Missouri	0	0	0.0	0	0
Boston College	2	4	2.0	0	4
Nebraska	1	4	4.0	0	4
Illinois	2	3	1.5	0	3
Ohio State	2	24	12.0	0	13
Michigan State	0	0	0.0	0	0
Iowa	0	0	0.0	0	0
Minnesota	0	0	0.0	0	0
Wisconsin	4	27	6.8	0	8
Indiana	3	13	4.3	0	8
Totals	18	203	11.3	1	76

Year	Rec	Yds	Avg	TD	Long
2018	103	1,164	11.3	12	70

Year	Att	Yds	Avg	TD	Long
2018	18	203	11.3	1	76

Receptions	12	Twice
		last at Indiana, 2018
Receiving Yards	170	vs. Ohio State, 2018
Long Reception	70	vs. Boston College, 2018
Receiving TD	2	Four times
		last at Indiana, 2018
Rushing Attempts	4	vs. Wisconsin, 2018
Rushing Yards	79	vs. Northwestern, 2018
Rushing TD	1	vs. Northwestern, 2018

PLAYER STATISTICS



7
Isaac
Zico
Senior
Wide Receiver

2018 GAME-BY-GAME RECEIVING

Opponent	Rec	Yds	Avg	TD	Long
Northwestern	2	17	8.5	0	11
Eastern Michigan	0	0	0.0	0	0
Missouri	4	100	25.0	0	50
Boston College	6	84	14.0	0	35
Nebraska	3	71	23.7	0	48
Illinois	5	127	25.4	2	42
Ohio State	2	50	25.0	1	37
Michigan State	2	46	23.0	0	39
Iowa	5	74	14.8	1	36
Minnesota	3	7	2.3	0	6
Wisconsin	6	72	12.0	1	25
Indiana	5	64	12.8	1	18
Totals	43	712	16.6	6	50

CAREER RECEIVING TOTALS

Year	Rec	Yds	Avg	TD	Long
2017	6	34	5.7	1	10
2018	43	712	16.6	6	50
Totals	49	712	15.2	7	50

CAREER HIGHS

Receptions 6 Twice
last vs. Wisconsin, 2018
Receiving Yards 127 at Illinois, 2018
Long Reception 50 vs. Missouri, 2018
Receiving TD 2 at Illinois, 2018



8
Markell
Jones
Senior
Running Back

2018 GAME-BY-GAME RUSHING

Opponent	Att	Yds	Avg	TD	Long
Northwestern	7	27	3.9	0	14
Eastern Michigan	12	109	9.1	0	32
Missouri	2	5	2.5	0	4
Boston College	8	40	5.0	0	16
Nebraska	14	59	4.2	1	14
Illinois	7	56	8.0	1	23
Ohio State	5	12	2.4	0	16
Michigan State	2	-2	-1.0	0	0
Iowa	14	40	2.9	1	12
Minnesota	6	32	5.3	0	9
Wisconsin	10	29	2.9	1	12
Indiana	11	95	8.6	1	32
Totals	98	502	5.1	5	32

2018 GAME-BY-GAME RECEIVING

Opponent	Rec	Yds	Avg	TD	Long
Northwestern	1	5	5.0	0	5
Eastern Michigan	1	7	7.0	1	7
Missouri	4	27	6.8	0	13
Boston College	0	0	0.0	0	0
Nebraska	0	0	0.0	0	0
Illinois	1	9	9.0	0	9
Ohio State	0	0	0.0	0	0
Michigan State	1	1	1.0	0	1
Iowa	1	4	4.0	0	4
Minnesota	1	3	3.0	0	3
Wisconsin	2	15	7.5	0	16
Indiana	2	25	12.5	0	16
Totals	14	96	6.9	1	16

CAREER RUSHING TOTALS

Year	Att	Yds	Avg	TD	Long
2015	168	875	5.2	10	68
2016	153	616	4.0	4	23
2017	113	566	5.0	1	32
2018	98	502	5.1	5	32
Totals	532	2,559	4.8	20	68

CAREER RECEIVING TOTALS

Year	Rec	Yds	Avg	TD	Long
2015	34	239	7.0	1	29
2016	32	215	6.7	0	31
2017	13	54	4.2	0	13
2018	14	96	6.9	1	16
Totals	93	604	6.5	2	31

CAREER HIGHS

Rushing Attempts 31 vs. Indiana, 2017
Rushing Yards 217 vs. Indiana, 2017
Long Rush 68 at Michigan State, 2015
Rushing TD 2 Twice
last vs. Nebraska, 2015
Receptions 5 Three times
last vs. Minnesota, 2017
Receiving Yards 68 at Northwestern, 2015
Long Reception 31 vs. Penn State, 2016
Receiving TD 1 Twice
last vs. Eastern Michigan, 2018



9
Terry
Wright
Senior
Wide Receiver

2018 GAME-BY-GAME RECEIVING

Opponent	Rec	Yds	Avg	TD	Long
Northwestern	3	22	7.3	0	15
Eastern Michigan	1	22	22.0	0	22
Missouri	3	68	22.7	1	49
Boston College	2	40	20.0	1	36
Nebraska	0	0	0.0	0	0
Illinois	3	18	6.0	0	7
Ohio State	0	0	0.0	0	0
Michigan State	3	30	10.0	0	15
Iowa	6	146	24.3	3	82
Minnesota	0	0	0.0	0	0
Wisconsin	5	99	19.8	0	39
Indiana	2	23	11.5	0	20
Totals	28	468	16.7	5	82

CAREER RECEIVING TOTALS

Year	Rec	Yds	Avg	TD	Long
2017	29	274	9.4	0	36
2018	28	468	16.7	5	82
Totals	57	742	13.0	5	82

CAREER HIGHS

Receptions 6 Twice
last vs. Iowa, 2018
Receiving Yards 146 vs. Iowa, 2018
Long Reception 82 vs. Iowa, 2018
Receiving TD 3 vs. Iowa, 2018

PLAYER STATISTICS



11
David Blough
5th-Year
Quarterback

2018 GAME-BY-GAME PASSING

Opponent	Cmp-Att-Int	Pct	Yds	TD	Long
Northwestern	12-16-0	75.0	74	0	23
Eastern Michigan	6-10-0	60.0	48	0	15
Missouri	39-55-1	70.9	572	3	74
Boston College	21-28-0	75.0	296	3	70
Nebraska	25-42-0	59.5	328	1	51
Illinois	25-36-1	69.4	377	3	60
Ohio State	25-43-0	58.1	378	3	43
Michigan State	29-49-3	59.2	277	0	39
Iowa	23-32-2	71.9	333	4	82
Minnesota	20-31-0	64.5	142	1	17
Wisconsin	31-48-0	64.6	386	4	46
Indiana	27-35-1	77.1	310	3	56
Totals	283-425-8	66.6	3,521	25	82

CAREER PASSING TOTALS

Year	Cmp-Att-Int	Pct	Yds	TD	Long
2015	169-293-8	57.7	1,574	10	83
2016	295-517-21	57.1	3,352	25	89
2017	102-157-4	65.0	1,103	9	62
2018	283-425-8	66.6	3,521	25	82
Totals	849-1,392-41	61.0	9,550	69	89

CAREER HIGHS

Completions..... 39vs. Missouri, 2018
Attempts..... 59vs. Iowa, 2016
Passing Yards 572vs. Missouri, 2018
Passing TD 5vs. Iowa, 2016
Long Pass..... 89at Minnesota, 2016



12
Jared Sparks
Sophomore
Wide Receiver

2018 GAME-BY-GAME RECEIVING

Opponent	Rec	Yds	Avg	TD	Long
Northwestern	6	76	12.7	0	19
Eastern Michigan	1	11	11.0	0	11
Missouri	6	51	8.5	0	16
Boston College	1	8	8.0	0	8
Nebraska	3	14	4.7	0	9
Illinois	3	18	6.0	0	10
Ohio State	3	43	14.3	0	18
Michigan State	1	4	4.0	0	4
Iowa	0	0	0.0	0	0
Minnesota	0	0	0.0	0	0
Wisconsin	3	33	11.0	0	13
Indiana	1	16	16.0	0	16
Totals	28	274	9.8	0	19

CAREER RECEIVING TOTALS

Year	Rec	Yds	Avg	TD	Long
2017	19	222	11.8	0	34
2018	28	274	9.8	0	19
Totals	47	496	10.6	0	34

CAREER HIGHS

Receptions 11at Northwestern, 2017
Receiving Yards 130at Northwestern, 2017
Long Reception 34at Northwestern, 2017



25
Tario Fuller
Junior
Running Back

2018 GAME-BY-GAME RUSHING

Opponent	Att	Yds	Avg	TD	Long
Northwestern	2	2	1.0	0	2
Eastern Michigan	2	13	6.5	0	12
Missouri	1	-4	-4.0	0	-4
Boston College	0	0	0.0	0	0
Nebraska	0	0	0.0	0	0
Illinois	6	11	1.8	0	8
Ohio State	0	0	0.0	0	0
Michigan State	0	0	0.0	0	0
Iowa	0	0	0.0	0	0
Minnesota	3	12	4.0	0	6
Wisconsin	DNP				
Indiana	DNP				
Totals	14	34	2.4	0	12

2018 GAME-BY-GAME RECEIVING STATS

Opponent	Rec	Yds	Avg	TD	Long
Northwestern	2	14	7.0	0	11
Eastern Michigan	1	10	10.0	0	10
Missouri	0	0	0.0	0	0
Boston College	0	0	0.0	0	0
Nebraska	0	0	0.0	0	0
Illinois	2	21	10.5	0	18
Ohio State	0	0	0.0	0	0
Michigan State	0	0	0.0	0	0
Iowa	0	0	0.0	0	0
Minnesota	0	0	0.0	0	0
Wisconsin	DNP				
Indiana	DNP				
Totals	5	45	9.0	0	18

CAREER RUSHING TOTALS

Year	Att	Yds	Avg	TD	Long
2016	10	30	3.0	0	9
2017	43	261	6.1	2	39
2018	14	34	2.4	0	12
Totals	67	325	4.9	2	39

CAREER RECEIVING TOTALS

Year	Rec	Yds	Avg	TD	Long
2016	5	51	10.2	0	27
2017	5	37	7.4	0	25
2018	5	45	9.0	0	18
Totals	15	133	8.9	0	27

CAREER HIGHS

Rushing Attempts 19at Missouri, 2017
Rushing Yards 142vs. Ohio, 2017
Long Rush 39vs. Ohio, 2017
Receptions 3vs. Louisville, 2017
Receiving Yards 34at Missouri, 2017
Long Reception 27vs. Eastern Kentucky, 2016

PLAYER STATISTICS



33
Jackson Anthrop
Sophomore
Wide Receiver

2018 GAME-BY-GAME RECEIVING

Opponent	Rec	Yds	Avg	TD	Long
Northwestern	2	12	6.0	0	9
Eastern Michigan	0	0	0.0	0	0
Missouri	1	11	11.0	0	11
Boston College	0	0	0.0	0	0
Nebraska	2	6	3.0	0	4
Illinois	0	0	0.0	0	0
Ohio State	2	16	8.0	0	15
Michigan State	0	0	0.0	0	0
Iowa	0	0	0.0	0	0
Minnesota	1	9	9.0	0	9
Wisconsin	0	0	0.0	0	0
Indiana	0	0	0.0	0	0
Totals	8	54	6.8	0	15

CAREER RECEIVING TOTALS

Year	Rec	Yds	Avg	TD	Long
2017	47	423	9.0	5	35
2018	8	54	6.8	0	15
Totals	55	477	8.7	5	35

CAREER HIGHS

Receptions 7 vs. Louisville, 2017
 Receiving Yards 82 vs. Louisville, 2017
 Long Reception 35 vs. Minnesota, 2017
 Receiving TD 2 vs. Louisville, 2017



88
Cole Herdman
5th-Year
Tight End

2018 GAME-BY-GAME RECEIVING

Opponent	Rec	Yds	Avg	TD	Long
Northwestern	0	0	0.0	0	0
Eastern Michigan	3	33	11.0	0	17
Missouri	3	36	12.0	0	19
Boston College	1	24	24.0	0	24
Nebraska	0	0	0.0	0	0
Illinois	DNP				
Ohio State	2	36	18.0	0	29
Michigan State	2	10	5.0	0	7
Iowa	0	0	0.0	0	0
Minnesota	1	5	5.0	0	5
Wisconsin	1	4	4.0	0	4
Indiana	2	31	15.5	0	22
Totals	15	179	11.9	0	29

CAREER RECEIVING TOTALS

Year	Rec	Yds	Avg	TD	Long
2015	18	139	7.7	2	13
2016	35	344	9.8	3	53
2017	20	331	16.5	3	62
2018	15	179	11.9	0	29
Totals	88	993	11.3	8	62

CAREER HIGHS

Receptions 7 Twice
 last vs. Penn State, 2016
 Receiving Yards 104 vs. Iowa, 2016
 Long Reception 62 vs. Ohio, 2017
 Receiving TD 1 Eight times,
 last at Northwestern, 2017



89
Brycen Hopkins
Junior
Tight End

2018 GAME-BY-GAME RECEIVING

Opponent	Rec	Yds	Avg	TD	Long
Northwestern	1	7	7.0	0	7
Eastern Michigan	3	32	10.7	0	19
Missouri	5	136	27.2	1	74
Boston College	3	30	10.0	0	20
Nebraska	5	103	20.6	1	51
Illinois	2	44	22.0	0	28
Ohio State	3	37	12.3	0	17
Michigan State	4	80	20.0	0	30
Iowa	1	57	57.0	0	57
Minnesota	3	25	8.3	0	17
Wisconsin	0	0	0.0	0	0
Indiana	2	13	6.5	0	7
Totals	32	564	17.6	2	74

CAREER RECEIVING TOTALS

Year	Rec	Yds	Avg	TD	Long
2016	10	183	18.3	4	51
2017	25	349	14.0	3	38
2018	32	564	17.6	2	74
Totals	67	1,096	16.4	9	74

CAREER HIGHS

Receptions 5 Twice
 last at Nebraska, 2018
 Receiving Yards 136 vs. Missouri, 2018
 Long Reception 74 vs. Missouri, 2018
 Receiving TD 2 vs. Iowa, 2016

PLAYER STATISTICS



1
Dedrick Mackey
R-Freshman
Cornerback

2018 GAME-BY-GAME DEFENSE

Opponent	U-A-T	TFL	Sacks	Misc.
Northwestern	0-0-0	0.0	0.0	-
Eastern Michigan	0-0-0	0.0	0.0	-
Missouri	1-1-2	0.0	0.0	PBU
Boston College	2-0-2	0.0	0.0	-
Nebraska	0-0-0	0.0	0.0	-
Illinois	1-1-2	0.0	0.0	-
Ohio State	1-0-1	0.0	0.0	-
Michigan State	0-0-0	0.0	0.0	-
Iowa	1-0-1	0.0	0.0	-
Minnesota	0-0-0	0.0	0.0	-
Wisconsin	0-0-0	0.0	0.0	-
Indiana	0-0-0	0.0	0.0	-
Totals	6-2-8	0.0	0.0	PBU

CAREER DEFENSIVE TOTALS

Year	U-A-T	TFL	Sacks	Misc.
2018	6-2-8	0.0	0.0	PBU

CAREER HIGHS

Total Tackles..... 2 Three times
last at Illinois, 2018
Solo Tackles..... 2 vs. Boston College, 2018
Tackles for Loss
Sacks
Pass Breakups..... 1 vs. Missouri, 2018



2
Kenneth Major
R-Freshman
Cornerback

2018 GAME-BY-GAME DEFENSE

Opponent	U-A-T	TFL	Sacks	Misc.
Northwestern	2-1-3	0.0	0.0	-
Eastern Michigan	3-1-4	0.0	0.0	-
Missouri	3-1-4	0.0	0.0	INT
Boston College	2-0-2	0.0	0.0	INT
Nebraska	2-2-4	0.0	0.0	PBU
Illinois	1-0-1	0.0	0.0	INT, PBU
Ohio State	8-4-12	0.0	0.0	-
Michigan State	6-2-8	0.0	0.0	-
Iowa	6-0-6	0.0	0.0	FR
Minnesota	1-0-1	0.0	0.0	-
Wisconsin	1-1-2	0.0	0.0	-
Indiana	7-1-8	0.0	0.0	-
Totals	42-13-55	0.0	0.0	3 INT, 2 PBU, FR

CAREER DEFENSIVE TOTALS

Year	U-A-T	TFL	Sacks	Misc.
2018	42-13-55	0.0	0.0	3 INT, 2 PBU, FR

CAREER HIGHS

Total Tackles..... 12 vs. Ohio State, 2018
Solo Tackles..... 8 vs. Ohio State, 2018
Tackles for Loss
Sacks
Pass Breakups..... 1 Twice
last at Illinois, 2018



9
Lorenzo Neal
Junior
Defensive Tackle

2018 GAME-BY-GAME DEFENSE

Opponent	U-A-T	TFL	Sacks	Misc.
Northwestern	3-1-4	0.0	0.0	-
Eastern Michigan	2-0-2	1.0	1.0	-
Missouri	1-1-2	1.0	0.0	FF
Boston College	0-0-0	0.0	0.0	-
Nebraska	1-1-2	0.0	0.0	PBU
Illinois	1-2-3	0.0	0.0	-
Ohio State	2-2-4	0.0	0.0	-
Michigan State	2-4-6	0.0	0.0	FF, BLK
Iowa	3-2-5	1.0	0.0	-
Minnesota	1-0-1	0.0	0.0	-
Wisconsin	1-0-1	0.0	0.0	PBU
Indiana	0-0-0	0.0	0.0	-
Totals	17-13-30	3.0	1.0	2 FF, 2 PBU, BLK

CAREER DEFENSIVE TOTALS

Year	U-A-T	TFL	Sacks	Misc.
2016	8-3-11	3.0	1.0	-
2017	18-4-22	5.5	2.0	2 FF, FR, PBU
2018	17-13-30	3.0	1.0	2 FF, 2 PBU, BLK
Totals	43-20-63	11.5	4.0	3 PBU, 4 FF, FR, BLK

CAREER HIGHS

Total Tackles..... 6 Twice
last at Michigan State, 2018
Solo Tackles..... 5 at Nebraska, 2016
Tackles for Loss 3.0 Twice
last at Wisconsin, 2017
Sacks 1.0 Four times
last vs. Eastern Michigan, 2018
Pass Breakups 1 Three times
last vs. Wisconsin, 2018

PLAYER STATISTICS



14
Antonio
Blackmon
5th-Year
Cornerback

2018 GAME-BY-GAME DEFENSE

Opponent	U-A-T	TFL	Sacks	Misc.
Northwestern	3-2-5	0.0	0.0	PBU
Eastern Michigan	6-0-6	1.0	0.0	-
Missouri	8-0-8	0.0	0.0	PBU
Boston College	3-0-3	0.0	0.0	INT
Nebraska	5-4-9	0.0	0.0	-
Illinois	2-0-2	0.0	0.0	PBU
Ohio State	6-2-8	0.5	0.0	2 PBU
Michigan State	7-2-9	0.0	0.0	PBU
Iowa	1-0-1	0.0	0.0	PBU
Minnesota	2-0-2	0.0	0.0	INT, 2 PBU
Wisconsin	5-0-5	0.0	0.0	-
Indiana	4-0-4	0.0	0.0	-
Totals	52-10-62	1.5	0.0	9 PBU, 2 INT

CAREER DEFENSIVE TOTALS

Year	U-A-T	TFL	Sacks	Misc.
2016	0-0-0	0.0	0.0	INT, PBU
2017	4-5-9	0.0	0.0	2 PBU
2018	52-10-62	1.5	0.0	9 PBU, 2 INT
Totals	56-15-71	1.5	0.0	3 INT, 12 PBU

CAREER HIGHS

Total Tackles..... 9 Twice
last at Michigan State, 2018
Solo Tackles..... 8 vs. Missouri, 2018
Tackles for Loss 1.0 vs. Eastern Michigan, 2017
Sacks
Pass Breakups 2 vs. Ohio State, 2018



21
Markus
Bailey
Junior
Linebacker

2018 GAME-BY-GAME DEFENSE

Opponent	U-A-T	TFL	Sacks	Misc.
Northwestern	7-2-9	0.0	0.0	-
Eastern Michigan	3-2-5	2.5	1.5	FF
Missouri	2-3-5	0.0	0.0	-
Boston College	10-0-10	2.0	1.0	PBU
Nebraska	5-6-11	1.0	1.0	-
Illinois	3-0-3	0.0	0.0	-
Ohio State	8-7-15	0.5	0.0	INT, TD
Michigan State	7-4-11	0.0	0.0	PBU
Iowa	7-1-8	0.0	0.0	-
Minnesota	7-2-9	1.0	1.0	-
Wisconsin	9-2-11	0.0	0.0	-
Indiana	6-1-7	1.0	1.0	-
Totals	74-30-104	8.0	5.5	2 PBU, FF INT, TD

CAREER DEFENSIVE TOTALS

Year	U-A-T	TFL	Sacks	Misc.
2015	9-3-12	0.0	0.0	PBU
2016	61-36-97	6.0	0.0	4 INT, 2 PBU
2017	67-22-89	11.0	7.0	FF, FR, INT, 2 PBU
2018	74-30-104	8.0	5.5	FF, 2 PBU, INT, TD
Totals	211-91-302	25.0	12.5	6 INT, 7 PBU, 2 FF, FR, TD

CAREER HIGHS

Total Tackles..... 15 vs. Ohio State, 2018
Solo Tackles..... 10 Three times
last vs. Boston College, 2018
Tackles for Loss 2.5 Twice
last vs. Eastern Michigan, 2018
Sacks 2.0 vs. Michigan, 2017
Pass Breakups 1 Seven times
last at Michigan State, 2018



24
Tim
Cason
5th-Year
Cornerback

2018 GAME-BY-GAME DEFENSE

Opponent	U-A-T	TFL	Sacks	Misc.
Northwestern	2-0-2	0.0	0.0	3 PBU
Eastern Michigan	1-0-1	0.0	0.0	-
Missouri	0-0-0	0.0	0.0	-
Boston College	1-1-2	0.5	0.0	-
Nebraska	0-1-1	0.0	0.0	-
Illinois	1-0-1	0.0	0.0	-
Ohio State	2-1-3	0.0	0.0	-
Michigan State	0-0-0	0.0	0.0	-
Iowa	0-0-0	0.0	0.0	-
Minnesota	2-0-2	0.0	0.0	-
Wisconsin	1-0-1	0.0	0.0	-
Indiana	1-0-1	0.0	0.0	PRB
Totals	11-3-14	0.5	0.0	4 PBU

CAREER DEFENSIVE TOTALS

Year	U-A-T	TFL	Sacks	Misc.
2015	2-2-4	0.0	0.0	-
2016	13-4-17	0.0	0.0	PBU
2017	4-0-4	0.0	0.0	FF, PBU
2018	11-3-14	0.5	0.0	4 PBU
Totals	30-9-39	0.5	0.0	6 PBU, FF

CAREER HIGHS

Total Tackles..... 4 Twice
last vs. Cincinnati, 2016
Solo Tackles..... 3 Twice
last vs. Cincinnati, 2016
Tackles for Loss 0.5 vs. Boston College, 2018
Sacks
Pass Breakups 3 vs. Northwestern, 2018

PLAYER STATISTICS



27
Navon Mosley
Junior
Safety

2018 GAME-BY-GAME DEFENSE

Opponent	U-A-T	TFL	Sacks	Misc.
Northwestern	5-4-9	0.0	0.0	-
Eastern Michigan	2-1-3	0.0	0.0	-
Missouri	2-6-8	0.0	0.0	-
Boston College	4-0-4	0.0	0.0	-
Nebraska	6-8-14	0.0	0.0	-
Illinois	2-0-2	0.0	0.0	-
Ohio State	6-2-8	0.0	0.0	-
Michigan State	3-3-6	0.0	0.0	-
Iowa	9-1-10	0.0	0.0	-
Minnesota	6-4-10	1.0	1.0	-
Wisconsin	4-1-5	0.0	0.0	PBU
Indiana	9-1-10	0.0	0.0	INT
Totals	58-31-89	1.0	1.0	INT, PBU

CAREER DEFENSIVE TOTALS

Year	U-A-T	TFL	Sacks	Misc.
2016	35-14-49	0.0	0.0	PBU
2017	43-27-70	1.0	0.0	2 INT, 3 PBU, 2 FR, FF
2018	58-31-89	1.0	1.0	INT, PBU
Totals	136-72-208	2.0	1.0	3 INT, 4 PBU, 2 FR, FF

CAREER HIGHS

Total Tackles..... 14 at Nebraska, 2018
Solo Tackles..... 9 at Indiana, 2018
Tackles for Loss..... 1.0 at Minnesota, 2018
Sacks..... 1.0 at Minnesota, 2018
Pass Breakups..... 2 vs. Minnesota, 2017



29
Simeon Smiley
Sophomore
Cornerback

2018 GAME-BY-GAME DEFENSE

Opponent	U-A-T	TFL	Sacks	Misc.
Northwestern	1-0-1	0.0	0.0	-
Eastern Michigan	DNP			
Missouri	0-0-0	0.0	0.0	PBU
Boston College	1-0-1	0.0	0.0	
Nebraska	2-3-5	0.0	0.0	INT
Illinois	0-0-0	0.0	0.0	PBU
Ohio State	4-2-6	0.0	0.0	2 PBU
Michigan State	1-0-1	0.0	0.0	2 PBU
Iowa	0-0-0	0.0	0.0	PBU
Minnesota	2-0-2	0.0	0.0	-
Wisconsin	3-0-3	0.0	0.0	-
Indiana	3-0-3	1.0	0.0	-
Totals	17-5-22	1.0	0.0	1 INT, 7 PBU

CAREER DEFENSIVE TOTALS

Year	U-A-T	TFL	Sacks	Misc.
2017	13-4-17	0.0	0.0	1 PBU
2018	17-5-22	1.0	0.0	1 INT, 7 PBU
Totals	30-9-39	1.0	0.0	1 INT, 8 PBU

CAREER HIGHS

Total Tackles..... 6 vs. Ohio State, 2018
Solo Tackles..... 4 vs. Ohio State, 2018
Tackles for Loss..... 1.0 at Indiana, 2018
Sacks.....
Pass Breakups..... 2 Twice last at Michigan State, 2018



38
Brennan Thieneman
Sophomore
Safety

2018 GAME-BY-GAME DEFENSE

Opponent	U-A-T	TFL	Sacks	Misc.
Northwestern	0-0-0	0.0	0.0	-
Eastern Michigan	0-0-0	0.0	0.0	-
Missouri	0-0-0	0.0	0.0	-
Boston College	5-1-6	0.0	0.0	-
Nebraska	1-1-2	0.0	0.0	-
Illinois	1-0-1	0.0	0.0	PBU
Ohio State	0-1-1	0.0	0.0	-
Michigan State	2-0-2	0.0	0.0	-
Iowa	1-0-1	0.0	0.0	-
Minnesota	3-1-4	0.0	0.0	PBU
Wisconsin	5-1-6	0.0	0.0	-
Indiana	8-1-9	0.0	0.0	PBU
Totals	26-6-32	0.0	0.0	3 PBU

CAREER DEFENSIVE TOTALS

Year	U-A-T	TFL	Sacks	Misc.
2017	0-1-1	0.0	0.0	-
2018	26-6-32	0.0	0.0	3 PBU
Totals	26-7-33	0.0	0.0	3 PBU

CAREER HIGHS

Total Tackles..... 9 at Indiana, 2018
Solo Tackles..... 8 at Indiana, 2018
Tackles for Loss.....
Sacks.....
Pass Breakups..... 1 Three times last at Indiana, 2018

PLAYER STATISTICS



41
Jacob
Thieneman
5th-Year
Safety

2018 GAME-BY-GAME DEFENSE

Opponent	U-A-T	TFL	Sacks	Misc.
Northwestern	6-2-8	0.0	0.0	-
Eastern Michigan	2-1-3	0.0	0.0	PBU
Missouri	6-5-11	0.0	0.0	PBU, BLK
Boston College	4-5-9	2.0	1.0	PBU
Nebraska	4-2-6	1.0	1.0	-
Illinois	7-1-8	1.5	1.0	-
Ohio State	7-2-9	0.0	0.0	PBU
Michigan State	5-6-11	1.5	1.0	PBU
Iowa	6-0-6	1.0	1.0	-
Minnesota	DNP			
Wisconsin	DNP			
Indiana	DNP			
Totals	47-24-71	7.0	5.0	5 PBU, BLK

CAREER DEFENSIVE TOTALS

Year	U-A-T	TFL	Sacks	Misc.
2016	12-4-16	1.0	0.0	INT, PBU
2017	52-28-80	5.0	2.0	FR, 2 PBU, 2 INT
2018	47-24-71	7.0	5.0	5 PBU, BLK
Totals	111-56-167	13.0	7.0	3 INT, 8 PBU, FR BLK

CAREER HIGHS

Total Tackles..... 12 at Iowa, 2017
Solo Tackles..... 8 at Iowa, 2017
Tackles for Loss..... 2.0 vs. Boston College, 2018
Sacks..... 1.0 Seven times
last vs. Iowa, 2018
Pass Breakups..... 1 Eight times
last at Michigan State, 2018



44
Anthony
Watts
Sophomore
Defensive Tackle

2018 GAME-BY-GAME DEFENSE

Opponent	U-A-T	TFL	Sacks	Misc.
Northwestern	3-2-5	0.0	0.0	-
Eastern Michigan	3-1-4	0.0	0.0	PBU
Missouri	3-2-5	1.0	0.0	PBU
Boston College	1-0-1	0.0	0.0	INT
Nebraska	1-0-1	0.0	0.0	-
Illinois	0-1-1	0.5	0.0	-
Ohio State	3-1-4	1.0	1.0	-
Michigan State	0-4-4	0.0	0.0	-
Iowa	2-1-3	0.0	0.0	-
Minnesota	0-1-1	0.0	0.0	-
Wisconsin	2-2-4	1.0	0.0	-
Indiana	3-3-6	0.0	0.0	-
Totals	21-18-39	3.5	1.0	2 PBU, INT

CAREER DEFENSIVE TOTALS

Year	U-A-T	TFL	Sacks	Misc.
2017	1-0-1	0.0	0.0	-
2018	21-18-39	3.5	1.0	2 PBU, INT
Totals	22-18-40	3.5	1.0	2 PBU, INT

CAREER HIGHS

Total Tackles..... 5 Twice
last vs. Missouri, 2018
Solo Tackles..... 3 Five times
last at Indiana, 2018
Tackles for Loss..... 1.0 Three times
last vs. Wisconsin, 2018
Sacks..... 1.0 vs. Ohio State, 2018
Pass Breakups..... 1 Twice
last vs. Missouri, 2018



46
Cornel
Jones
Sophomore
Linebacker

2018 GAME-BY-GAME DEFENSE

Opponent	U-A-T	TFL	Sacks	Misc.
Northwestern	4-2-6	3.0	0.0	-
Eastern Michigan	5-4-9	3.5	2.5	-
Missouri	6-1-7	1.0	0.0	-
Boston College	4-3-7	0.5	0.0	-
Nebraska	2-4-6	0.0	0.0	-
Illinois	3-2-5	3.0	1.0	-
Ohio State	4-1-5	0.0	0.0	PBU
Michigan State	3-1-4	0.5	0.0	-
Iowa	1-2-3	0.0	0.0	-
Minnesota	1-2-3	0.0	0.0	-
Wisconsin	4-2-6	0.0	0.0	-
Indiana	5-1-6	1.0	0.0	-
Totals	42-25-67	12.5	3.5	PBU

CAREER DEFENSIVE TOTALS

Year	U-A-T	TFL	Sacks	Misc.
2017	4-1-5	0.0	0.0	-
2018	42-25-67	12.5	3.5	PBU
Totals	46-26-72	12.5	3.5	PBU

CAREER HIGHS

Total Tackles..... 9 vs. Eastern Michigan, 2018
Solo Tackles..... 6 vs. Missouri, 2018
Tackles for Loss..... 3.5 vs. Eastern Michigan, 2018
Sacks..... 2.5 vs. Eastern Michigan, 2018
Pass Breakups..... 1 vs. Ohio State, 2018

PLAYER STATISTICS



47
Jeff Marks
Freshman
Defensive Line

2018 GAME-BY-GAME DEFENSE

Opponent	U-A-T	TFL	Sacks	Misc.
Northwestern	0-0-0	0.0	0.0	-
Eastern Michigan	0-1-1	0.0	0.0	-
Missouri	0-0-0	0.0	0.0	-
Boston College	1-0-1	0.0	0.0	-
Nebraska	0-0-0	0.0	0.0	-
Illinois	1-0-1	0.0	0.0	-
Ohio State	0-0-0	0.0	0.0	-
Michigan State	0-0-0	0.0	0.0	-
Iowa	0-0-0	0.0	0.0	-
Minnesota	0-0-0	0.0	0.0	-
Wisconsin	0-0-0	0.0	0.0	-
Indiana	0-0-0	0.0	0.0	-
Totals	2-1-3	0.0	0.0	-

CAREER DEFENSIVE TOTALS

Year	U-A-T	TFL	Sacks	Misc.
2018	2-1-3	0.0	0.0	-

CAREER HIGHS

Total Tackles..... 1 Three times
last at Illinois, 2018
Solo Tackles..... 1 Twice
last at Illinois, 2018
Tackles for Loss
Sacks
Pass Breakups



55
Derrick Barnes
Sophomore
Linebacker

2018 GAME-BY-GAME DEFENSE

Opponent	U-A-T	TFL	Sacks	Misc.
Northwestern	4-2-6	0.0	0.0	-
Eastern Michigan	5-1-6	0.0	0.0	-
Missouri	9-4-13	1.0	1.0	-
Boston College	6-0-6	3.0	2.0	-
Nebraska	3-4-7	0.0	0.0	-
Illinois	0-4-4	0.0	0.0	-
Ohio State	4-2-6	0.0	0.0	-
Michigan State	0-2-2	0.0	0.0	-
Iowa	4-1-5	0.0	0.0	-
Minnesota	7-3-10	1.0	0.0	-
Wisconsin	7-2-9	0.0	0.0	-
Indiana	5-3-8	0.0	0.0	-
Totals	54-28-82	5.0	3.0	-

CAREER DEFENSIVE TOTALS

Year	U-A-T	TFL	Sacks	Misc.
2017	10-6-16	0.5	0.0	-
2018	54-28-82	5.0	3.0	-
Totals	64-34-98	5.5	3.0	-

CAREER HIGHS

Total Tackles..... 13 vs. Missouri, 2018
Solo Tackles..... 9 vs. Missouri, 2018
Tackles for Loss 3.0 vs. Boston College, 2018
Sacks 2.0 vs. Boston College, 2018
Pass Breakups



92
Giovanni Reviere
R-Freshman
Defensive End

2018 GAME-BY-GAME DEFENSE

Opponent	U-A-T	TFL	Sacks	Misc.
Northwestern	3-0-3	0.0	0.0	-
Eastern Michigan	2-0-2	0.0	0.0	-
Missouri	1-0-1	0.0	0.0	-
Boston College	0-0-0	0.0	0.0	-
Nebraska	1-3-4	0.0	0.0	-
Illinois	4-0-4	2.0	1.0	-
Ohio State	0-0-0	0.0	0.0	-
Michigan State	1-2-3	0.0	0.0	-
Iowa	1-2-3	0.0	0.0	-
Minnesota	0-0-0	0.0	0.0	-
Wisconsin	1-1-2	1.0	1.0	-
Indiana	4-1-5	1.0	1.0	-
Totals	18-9-27	4.0	3.0	-

CAREER DEFENSIVE TOTALS

Year	U-A-T	TFL	Sacks	Misc.
2018	18-9-27	4.0	3.0	-

CAREER HIGHS

Total Tackles..... 5 at Indiana, 2018
Solo Tackles..... 4 Twice
last at Indiana, 2018
Tackles for Loss 2.0 at Illinois, 2018
Sacks 1.0 Twice
last at Indiana, 2018
Pass Breakups

PLAYER STATISTICS



98
Kai
Higgins
Junior
Defensive End

2018 GAME-BY-GAME DEFENSE

Opponent	U-A-T	TFL	Sacks	Misc.
Northwestern	0-1-1	0.0	0.0	-
Eastern Michigan	2-0-2	1.0	1.0	INT, PBU
Missouri	1-0-1	0.0	0.0	-
Boston College	0-0-0	0.0	0.0	INT
Nebraska	1-0-1	1.0	0.0	-
Illinois	3-0-3	0.0	0.0	-
Ohio State	0-1-1	0.0	0.0	-
Michigan State	1-2-3	0.0	0.0	PBU
Iowa	2-0-2	1.0	0.0	-
Minnesota	2-1-3	0.0	0.0	-
Wisconsin	5-1-6	0.0	0.0	-
Indiana	1-0-1	0.0	0.0	-
Totals	18-6-24	3.0	1.0	2 INT, 2 PBU

CAREER DEFENSIVE TOTALS

Year	U-A-T	TFL	Sacks	Misc.
2017	2-0-2	0.0	0.0	-
2018	18-6-24	3.0	1.0	2 INT, 2 PBU
Totals	20-6-26	3.0	1.0	2 INT, 2 PBU

CAREER HIGHS

Total Tackles..... 6vs. Wisconsin, 2018
Solo Tackles..... 5 Wisconsin, 2018
Tackles for Loss..... 1.0 Three times
last vs. Iowa, 2018
Sacks..... 1.0 vs. Eastern Michigan, 2018
Pass Breakups..... 1 vs. Eastern Michigan, 2018



13
Spencer
Evans
Senior
Kicker

2018 GAME-BY-GAME KICKING

Opponent	PAT	FG	Long	TB
Northwestern	3-3	2-3	38	4
Eastern Michigan	1-2	2-3	34	5
Missouri	4-4	3-4	33	7
Boston College	1-2	0-0	-	0
Nebraska	4-4	2-2	31	3
Illinois	4-5	2-2	37	6
Ohio State	7-7	0-0	-	3
Michigan State	1-1	2-4	35	3
Iowa	5-5	1-1	25	2
Minnesota	1-1	1-1	40	0
Wisconsin	5-5	3-3	41	2
Indiana	4-4	0-0	-	3
Totals	40-43	18-23	41	38

CAREER KICKING TOTALS

Year	PAT	FG	Long	TB
2017	16-17	8-11	49	35
2018	40-43	18-23	41	38
Totals	56-60	26-34	49	73

CAREER HIGHS

PAT..... 7vs. Ohio State, 2018
Field Goals..... 3 Twice
last vs. Wisconsin, 2018
Long Field Goal..... 49 at Wisconsin, 2017



31
Joe
Schopper
Senior
Punter

2018 GAME-BY-GAME PUNTING

Opponent	No.	Yds	Avg	Long
Northwestern	4	169	42.3	50
Eastern Michigan	4	157	39.3	47
Missouri	2	98	49.0	52
Boston College	5	211	42.2	56
Nebraska	7	289	41.3	49
Illinois	2	94	47.0	48
Ohio State	6	260	43.3	56
Michigan State	4	190	47.5	74
Iowa	3	163	54.3	59
Minnesota	6	269	44.8	49
Wisconsin	8	300	37.5	42
Indiana	5	213	42.6	57
Totals	56	2,413	43.1	74

CAREER PUNTING TOTALS

Year	No.	Yds	Avg	Long
2015	58	2,332	40.2	69
2016	56	2,277	40.7	57
2017	73	2,953	40.5	68
2018	56	2,413	43.1	74
Totals	243	9,975	41.0	74

CAREER HIGHS

Punts..... 11vs. Michigan, 2017
Punting Yards..... 439vs. Michigan, 2017
Long Punt..... 74at Michigan State, 2018

OPPONENT BOWL RECORDS

Team

Rushing

Most Attempts 64; Virginia, 1984 Peach
 Fewest Attempts 23; Western Michigan, 2011 Little Caesars Pizza
 Most Yards 288; Virginia, 1984 Peach
 Fewest Yards 12; Georgia Tech, 1978 Peach
 Best Average 5.2 (37-194); Oklahoma State, 1997 Alamo
 (41-213); Oklahoma State, 2013 Heart of Dallas
 Most Touchdowns 3; Washington, 2001 Rose

Passing

Most Attempts 58; Western Michigan, 2011 Little Caesars Pizza
 Fewest Attempts 17; USC, 1967 Rose
 Virginia, 1984 Peach
 Most Completions 31; Western Michigan, 2011 Little Caesars Pizza
 Fewest Completions 8; Virginia, 1984 Peach
 Most Yards 439; Western Michigan, 2011 Little Caesars Pizza
 Fewest Yards 118; Virginia, 1984 Peach
 Most Interceptions 4; Kansas State, 1998 Alamo
 Western Michigan, 2011 Little Caesars Pizza
 Most Touchdowns 5; Oklahoma State, 2013 Heart of Dallas
 Arizona, 2017 Foster Farms
 Highest Percentage 750 (18-24); Washington, 2001 Rose
 Lowest Percentage 366 (15-41); Washington State, 2001 Sun

Total Offense

Most Plays 85; Arizona State, 2004 Sun
 Most Yards 528; Arizona State, 2004 Sun
 Fewest Yards 180; Georgia Tech, 1978 Peach
 Best Average 7.0 (75-524); Oklahoma State, 2013 Heart of Dallas
 Most First Downs 30; Western Michigan, 2011 Little Caesars Pizza
 Fewest First Downs 12; Kansas State, 1998 Alamo

Scoring

Most Points 58; Oklahoma State, 2013 Heart of Dallas
 Fewest Points 13; USC, 1967 Rose Bowl
 Most Touchdowns 7; Oklahoma State, 2013 Heart of Dallas
 Largest Margin of Victory 44 (58-14); Oklahoma State, 2013 Heart of Dallas
 Largest Margin of Defeat 20 (21-41); Georgia Tech, 1978 Peach
 Most Points in a Loss 48; Central Michigan, 2007 Motor City
 Fewest Points in a Win 27; Virginia, 1984 Peach
 Most Points in a Quarter 28; Central Michigan, 2007 Motor City (third)
 Most Points in a Half 35; Central Michigan, 2007 Motor City (second)

Turnovers

Most Fumbles 4; Washington, 2002 Sun
 Most Fumbles Lost 3; Kansas State, 1998 Alamo
 Western Michigan, 2011 Little Caesars Pizza
 Fewest Fumbles 0; Central Michigan, 2007 Motor City
 Most Turnovers 7; Kansas State, 1998 Alamo
 Western Michigan, 2011 Little Caesars Pizza

Interceptions

Most Passes Intercepted 4; Washington State, 2001 Sun
 Most Return Yards 74; Washington State, 2001 Sun

Punting

Most Punts 9; Arizona, 2017 Foster Farms
 Best Average 52.7 (3-158); Oklahoma State, 2013 Heart of Dallas

Penalties

Most Penalties 14; Kansas State, 1998 Alamo
 Fewest Penalties 1; Missouri, 1980 Liberty
 Most Yards Penalized 125; Kansas State, 1998 Alamo
 Fewest Yards Penalized 5; Missouri, 1980 Liberty

Individual

Rushing

Most Attempts 33; Dan LeFevour, Central Michigan, 2007 Motor City
 Most Yards 125; Rudy Burgess, Arizona State, 2004 Sun
 Best Average 7.8 (10-78); Rich Alexis, Washington, 2001 Rose
 Most Touchdowns 2; Dan LeFevour, Central Michigan, 2007 Motor City
 Longest Rush 74; Terrence Edwards, Georgia, 2000 Outback

Passing

Most Attempts 57; Alex Carder, Western Michigan, 2011 Little Caesars Pizza
 Most Completions 31; Alex Carder, Western Michigan, 2011 Little Caesars Pizza
 Best Percentage 773 (17-22); Clint Chelf, Oklahoma State, 2013 Heart of Dallas
 Most Yards 439; Alex Carder, Western Michigan, 2011 Little Caesars Pizza
 Most Touchdowns 5; Khalil Tate, Arizona, 2017 Foster Farms
 Most Interceptions 4; Michael Bishop, Kansas State, 1998 Alamo
 Alex Carder, Western Michigan, 2011 Little Caesars Pizza
 Longest Pass 88 yards; Michael Bishop, Kansas State, 1998 Alamo

Receiving

Most Receptions 13; Jordan White, Western Michigan, 2011 Little Caesars Pizza
 Most Yards 265; Jordan White, Western Michigan, 2011 Little Caesars Pizza
 Most Touchdowns 3; Bryan Anderson, Central Michigan, 2007 Motor City
 Longest Reception 88; Darnell McDonald, Kansas State, 1998 Alamo

Total Offense

Most Yards 456; Alex Carder, Western Michigan, 2011 Little Caesars Pizza

Scoring

Most Points 18; Bryan Anderson, Central Michigan, 2007 Motor City
 Most Touchdowns 3; Bryan Anderson, Central Michigan, 2007 Motor City
 Longest Touchdown 88; Darnell McDonald from Michael Bishop, Kansas State, 1998 Alamo
 Most Field Goals 4; Drew Dunning, Washington State, 2001 Sun
 Longest Field Goal 47; John Anderson, Washington, 2001 Rose
 Drew Dunning, Washington State, 2001 Sun
 Most PAT's 7; Quinn Sharp, Oklahoma State, 2013 Heart of Dallas

Interceptions / Pass Breakups

Most Interceptions 2; three times, last Lamont Thompson, Washington State, 2001 Sun
 Most Return Yards 73; Jason David, Washington State, 2001 Sun
 Longest Return 49; Jamie Henderson, Georgia, 2000 Outback
 Most Pass Breakups 5; Dyshod Carter, Kansas State, 1998 Alamo
 Lamont Thompson, Washington State, 2001 Sun

Punt Returns

Most Returns 5; Erik Coleman, Washington State, 2001 Sun
 Most Return Yards 67; David Allen, Kansas State, 1998 Alamo
 Best Average 22.3 (3-67); David Allen, Kansas State, 1998 Alamo
 Longest Return 32; David Allen, Kansas State, 1998 Alamo

Kickoff Returns

Most Returns 5; Frank Murphy, Kansas State, 1998 Alamo
 Antonio Brown, Central Michigan, 2007 Motor City
 Most Return Yards 124; Ron Fellows, Missouri, 1980 Liberty
 Best Average 41.3 (3-124); Ron Fellows, Missouri, 1980 Liberty
 Longest Return 92; Ron Fellows, Missouri, 1980 Liberty

Punting

Most Punts 9; Jake Glatting, Arizona, 2017 Foster Farms
 Best Average 52.7 (3-158); Quinn Sharp, Oklahoma State, 2013 Heart of Dallas
 Longest Punt 65; Quinn Sharp, Oklahoma State, 2013 Heart of Dallas



BOWL GAME TEAM HIGHS

Purdue

Points

51	2007 Motor City
41	1978 Peach
38	2017 Foster Farms
37	1998 Alamo
37	2011 Little Caesars Pizza

First Downs

31	1979 Bluebonnet
30	2000 Outback
28	2001 Sun
28	2007 Motor City
27	2017 Foster Farms

Rushing Attempts

58	1978 Peach
56	2011 Little Caesars Pizza
53	1979 Bluebonnet
41	1980 Liberty
40	2002 Sun
40	2017 Foster Farms

Rushing Yards

265	2011 Little Caesars Pizza
180	1979 Bluebonnet
175	2013 Heart of Dallas
159	2017 Foster Farms
157	1978 Peach

Passing Attempts

75	2001 Sun
60	2000 Outback
54	2007 Motor City
53	1998 Alamo
53	2017 Foster Farms

Passing Completions

38	2001 Sun
36	2000 Outback
35	2007 Motor City
33	2017 Foster Farms
25	1998 Alamo
25	2002 Sun

Passing Yards

546	2007 Motor City
419	2001 Sun
396	2017 Foster Farms
378	2000 Outback
325	1997 Alamo

Passes Had Intercepted

4	2001 Sun
3	1984 Peach
3	1997 Alamo
3	1998 Alamo
2	1978 Peach
2	2007 Motor City
2	2013 Heart of Dallas

Total Plays

107	2001 Sun
93	2017 Foster Farms
92	1979 Bluebonnet
89	2000 Outback
85	1978 Peach

Total Yards

587	2007 Motor City
555	2017 Foster Farms
528	2000 Outback
483	1979 Bluebonnet
474	2001 Sun

Fumbles Lost

3	2013 Heart of Dallas
2	2004 Sun
1	12 times, last 2007 Motor City

Turnovers

5	2001 Sun
5	2013 Heart of Dallas
4	1984 Peach
4	1998 Alamo
4	2011 Little Caesars Pizza

Sacks By

6.0	2007 Motor City
5.0	1998 Alamo
4.0	1997 Alamo
4.0	2017 Foster Farms
3.0	1978 Peach
3.0	2004 Capital One
3.0	2004 Sun

Punts

9	2004 Capital One
8	2004 Sun
7	1979 Bluebonnet
7	1998 Alamo
6	1980 Liberty
6	2001 Sun
6	2006 Champs Sports
6	2017 Foster Farms

Return Yards (punt and kickoff)

216	2004 Capital One
182	2007 Motor City
160	2013 Heart of Dallas
136	2001 Rose
136	2011 Little Caesars Pizza

Opponent

Points

58	2013 Heart of Dallas
48	2007 Motor City
35	2017 Foster Farms
34	1998 Alamo
34	2001 Rose
34	2004 Capital One

First Downs

30	2011 Little Caesars Pizza
28	2013 Heart of Dallas
26	2004 Sun
24	1984 Peach
24	1997 Alamo

Rushing Attempts

64	1984 Peach
52	2001 Rose
50	2006 Champs Sports
48	1967 Rose
47	2004 Capital One

Rushing Yards

288	1984 Peach
268	2001 Rose
213	2013 Heart of Dallas
206	2006 Champs Sports
194	1997 Alamo

Passing Attempts

58	2011 Little Caesars Pizza
54	2002 Sun
45	2004 Sun
41	2001 Sun
38	1978 Peach

Passing Completions

31	2011 Little Caesars Pizza
27	2004 Capital One
25	2002 Sun
25	2004 Sun
25	2013 Heart of Dallas

Passing Yards

439	2011 Little Caesars Pizza
370	2004 Sun
327	2004 Capital One
311	2013 Heart of Dallas
302	2017 Foster Farms

Passes Had Intercepted

4	1998 Alamo
4	2011 Little Caesars Pizza
3	1979 Bluebonnet
3	1997 Alamo
3	2001 Sun
2	1978 Peach

Total Plays

85	2004 Sun
84	2004 Capital One
84	2011 Little Caesars Pizza
81	1984 Peach
79	2007 Motor City

Total Yards

528	2004 Sun
524	2013 Heart of Dallas
485	2011 Little Caesars Pizza
440	2004 Capital One
435	2007 Motor City

Fumbles Lost

3	1998 Alamo
3	2011 Little Caesars Pizza
2	1967 Rose
2	1978 Peach
2	1979 Bluebonnet
2	2000 Outback

Turnovers

7	1998 Alamo
7	2011 Little Caesars Pizza
5	1979 Bluebonnet
4	1978 Peach
4	1997 Alamo
4	2001 Sun

Sacks By

5.0	2001 Sun
5.0	2004 Capital One
3.0	1979 Bluebonnet
3.0	1980 Liberty
3.0	2000 Outback
3.0	2006 Champs Sports
3.0	2013 Heart of Dallas
3.0	2017 Foster Farms

Punts

9	2017 Foster Farms
8	2007 Motor City
7	1978 Peach
7	1998 Alamo
6	1979 Bluebonnet
6	1980 Liberty
6	2001 Sun
6	2004 Capital One

Return Yards (punt and kickoff)

199	1998 Alamo
187	1980 Liberty
139	2007 Motor City
134	2013 Heart of Dallas
119	1978 Peach

PURDUE BOWL GAME LEADERS

Offense

Rushing Attempts

Joey Harris	23	vs. Washington	2002 Sun
Akeem Shavers	22	vs. Western Michigan	2011 Little Caesars Pizza
Markell Jones	21	vs. Arizona	2017 Foster Farms
Perry Williams	20	vs. USC	1967 Rose
Montrell Lowe	20	vs. Washington	2001 Rose

Rushing Yards

Akeem Shavers	149	vs. Western Michigan	2011 Little Caesars Pizza
Akeem Shavers	108	vs. Oklahoma State	2013 Heart of Dallas
D.J. Knox	101	vs. Arizona	2017 Foster Farms
Joey Harris	93	vs. Washington	2002 Sun
Ben McCall	91	vs. Tennessee	1979 Bluebonnet

Rushing Touchdowns

Perry Williams	2	vs. USC	1967 Rose
Wally Jones	2	vs. Georgia Tech	1978 Peach
Kyle Orton	2	vs. Georgia	2004 Capital One
Kory Sheets	2	vs. Central Michigan	2007 Motor City

Long Rushes

Joey Harris	46	vs. Washington	2002 Sun
Vinny Sutherland	44	vs. Georgia	2000 Outback
Akeem Shavers	44	vs. Western Michigan	2011 Little Caesars Pizza
Sedrick Brown	42	vs. Washington	2001 Rose
Ben McCall	30	vs. Missouri	1980 Liberty
D.J. Knox	30	vs. Arizona	2017 Foster Farms

Passing Attempts

Kyle Orton	74	vs. Washington State	2001 Sun
Drew Brees	60	vs. Georgia	2000 Outback
Curtis Painter	54	vs. Central Michigan	2007 Motor City
Drew Brees	53	vs. Kansas State	1998 Alamo
Elijah Sindelar	53	vs. Arizona	2017 Foster Farms

Passing Completions

Kyle Orton	38	vs. Washington State	2001 Sun
Drew Brees	36	vs. Georgia	2000 Outback
Curtis Painter	35	vs. Central Michigan	2007 Motor City
Elijah Sindelar	33	vs. Arizona	2017 Foster Farms
Drew Brees	25	vs. Kansas State	1998 Alamo
Kyle Orton	25	vs. Washington	2002 Sun

Passing Yards

Curtis Painter	546	vs. Central Michigan	2007 Motor City
Kyle Orton	419	vs. Washington State	2001 Sun
Elijah Sindelar	396	vs. Arizona	2017 Foster Farms
Drew Brees	378	vs. Georgia	2000 Outback
Billy Dicken	325	vs. Oklahoma State	1997 Alamo

Passing Touchdowns

Mark Herrmann	4	vs. Missouri	1980 Liberty
Drew Brees	4	vs. Georgia	2000 Outback
Elijah Sindelar	4	vs. Arizona	2017 Foster Farms
Mark Herrmann	3	vs. Tennessee	1979 Bluebonnet
Jim Everett	3	vs. Virginia	1984 Peach
Drew Brees	3	vs. Kansas State	1998 Alamo
Kyle Orton	3	vs. Arizona State	2004 Sun
Curtis Painter	3	vs. Central Michigan	2007 Motor City

Interceptions

Kyle Orton	4	vs. Washington State	2001 Sun
Jim Everett	3	vs. Virginia	1984 Peach
Billy Dicken	3	vs. Oklahoma State	1997 Alamo
Drew Brees	3	vs. Kansas State	1998 Alamo
Mark Herrmann	2	vs. Georgia Tech	1978 Peach
Curtis Painter	2	vs. Central Michigan	2007 Motor City
Robert Marve	2	vs. Oklahoma State	2013 Heart of Dallas

Total Offense

Curtis Painter	540	vs. Central Michigan	2007 Motor City
Kyle Orton	402	vs. Washington State	2001 Sun
Drew Brees	375	vs. Georgia	2000 Outback
Elijah Sindelar	372	vs. Arizona	2017 Foster Farms
Billy Dicken	368	vs. Oklahoma State	1997 Alamo

Receptions

Gregory Phillips	14	vs. Arizona	2017 Foster Farms
Chris Daniels	12	vs. Georgia	2000 Outback
John Standeford	12	vs. Washington State	2001 Sun
Tim Stratton	12	vs. Washington State	2001 Sun
Isaac Jones	11	vs. Kansas State	1998 Alamo

Receiving Yards

Taylor Stubblefield	196	vs. Washington State	2001 Sun
Dustin Keller	150	vs. Central Michigan	2007 Motor City
Gregory Phillips	149	vs. Arizona	2017 Foster Farms
Bart Burrell	144	vs. Tennessee	1979 Bluebonnet
Greg Orton	136	vs. Central Michigan	2007 Motor City

Receiving Touchdowns

Dave Young	2	vs. Tennessee	1979 Bluebonnet
Bart Burrell	2	vs. Missouri	1980 Liberty
Isaac Jones	2	vs. Kansas State	1998 Alamo
Chris Daniels	2	vs. Georgia	2000 Outback
Vinny Sutherland	2	vs. Washington	2001 Rose
Taylor Stubblefield	2	vs. Washington State	2001 Sun
Anthony Mahoungou	2	vs. Arizona	2017 Foster Farms
Gregory Phillips	2	vs. Arizona	2017 Foster Farms

Long Receptions

Brian Hare	80	vs. Arizona State	2004 Sun
Chris Daniels	69	vs. Oklahoma State	1997 Alamo
Taylor Stubblefield	65	vs. Washington State	2001 Sun
Dustin Keller	62	vs. Central Michigan	2007 Motor City
Edwin Watson	60	vs. Oklahoma State	1997 Alamo
John Standeford	60	vs. Georgia	2004 Capital One

All-Purpose Yards

Taylor Stubblefield	244	vs. Washington State	2001 Sun
Dorien Bryant	165	vs. Central Michigan	2007 Motor City
Akeem Shavers	162	vs. Oklahoma State	2013 Heart of Dallas
Vinny Sutherland	156	vs. Washington	2001 Rose
Dustin Keller	150	vs. Central Michigan	2007 Motor City

PURDUE BOWL GAME LEADERS

Defense

Tackles

Rod Woodson	19	vs. Virginia	1984 Peach
Jason Houston	15	vs. Virginia	1984 Peach
Landon Johnson	15	vs. Georgia	2004 Capital One
Bernard Pollard	14	vs. Arizona State	2004 Sun
John Charles	11	vs. USC	1967 Rose
James Looney	11	vs. Missouri	1980 Liberty
Willie Fells	11	vs. Georgia	2000 Outback
Niko Koutouvides	11	vs. Washington State	2001 Sun
Niko Koutouvides	11	vs. Georgia	2004 Capital One
Markus Bailey	11	vs. Arizona	2017 Foster Farms

Tackles For Loss

Chike Okeafor	4.0-26	vs. Kansas State	1998 Alamo
Brandon Villarreal	4.0-14	vs. Arizona State	2004 Sun
Rosevelt Colvin	3.0-8	vs. Oklahoma State	1997 Alamo
Joe Odum	3.0-8	vs. Georgia	2000 Outback
Keyon Brown	2.5-10	vs. Central Michigan	2007 Motor City

Sacks

Chike Okeafor	3.5-27	vs. Kansas State	1998 Alamo
Rosevelt Colvin	2.5-8	vs. Oklahoma State	1997 Alamo
Keyon Brown	2.5-10	vs. Central Michigan	2007 Motor City
Rosevelt Colvin	1.5-12	vs. Kansas State	1998 Alamo

Interceptions

Marcus McKinnie	2	vs. Tennessee	1979 Bluebonnet
Kennedy Wilson	2	vs. Virginia	1984 Peach
Adrian Beasley	2	vs. Oklahoma State	1997 Alamo
Billy Gustin	2	vs. Kansas State	1998 Alamo
Antwaun Rogers	2	vs. Washington State	2001 Sun
Gerald Gooden	2	vs. Western Michigan	2011 Little Caesars Pizza

Special Teams

Long Punt Returns

Dorien Bryant	34	vs. Central Michigan	2007 Motor City
Vinny Sutherland	23	vs. Oklahoma State	1997 Alamo
Bernard Pollard	19	vs. Arizona State	2004 Sun
Russell Pope	14	vs. Georgia Tech	1978 Peach
Anthony Chambers	14	vs. Georgia	2004 Capital One

Long Kickoff Returns


Raheem Mostert	99	vs. Western Michigan	2011 Little Caesars Pizza
Vinny Sutherland	51	vs. Washington	2001 Rose
Anthony Chambers	51	vs. Washington	2002 Sun
Leroy Keyes	42	vs. USC	1967 Rose
Jerome Brooks	41	vs. Georgia	2004 Capital One

Long Field Goals

Travis Dorsch	51	vs. Washington State	2001 Sun
Carson Wiggs	49	vs. Western Michigan	2011 Little Caesars Pizza
Ben Jones	44	vs. Georgia	2004 Capital One
Shane Ryan	42	vs. Oklahoma State	1997 Alamo
Chris Summers	40	vs. Central Michigan	2007 Motor City
Travis Dorsch	37	vs. Kansas State	1998 Alamo

Long Punts

Travis Dorsch	60	vs. Washington State	2001 Sun
Brent Slaton	58	vs. Georgia	2004 Capital One
Dave Brytus	58	vs. Arizona State	2004 Sun
Danny Rogers	54	vs. Georgia	2000 Outback
Danny Rogers	53	vs. Kansas State	1998 Alamo
Scott Kurz	53	vs. Washington	2001 Rose



1967 Rose Bowl champions



MISCELLANEOUS BOWL DATA

Bowl Game Most Valuable Players

1967 Rose	John Charles, DB
1978 Peach	Mark Herrmann, QB
1979 Peach	Mark Herrmann, QB
1980 Liberty	Mark Herrmann, QB
1997 Alamo	
Offense	Billy Dicken, QB
Defense	Adrian Beasley, FS
1998 Alamo	
Offense	Drew Brees, QB
Defense	Rosevelt Colvin, DE
2000 Outback	Drew Brees, QB
2001 Sun	
Lineman	Akin Ayodele, DE
2002 Sun	
Offense	Kyle Orton, QB
Lineman	Shaun Phillips, DE
Special Teams	Anthony Chambers, WR
2004 Capital One	
Purdue Offense	Kyle Orton, QB
Purdue Defense	Shaun Phillips, DE
2004 Sun	
Lineman	Brandon Villarreal, DT
Special Teams	Dave Brytus, P
2007 Motor City	Curtis Painter, QB
Lineman	Dustin Keller, TE
2007 Little Caesars Pizza	Akeem Shavers, RB
Lineman	Joe Holland, LB
2017 Foster Farms	
Offense	Elijah Sindelar, QB
Defense	Ja'Whaun Bentley, LB

Big Ten In Bowl Games

	Bowls	W	L	T	Pct.
Rutgers*	1	1	0	0	1.000
Penn State*	19	12	7	0	.632
Purdue	18	10	8	0	.556
Wisconsin	29	15	14	0	.517
Iowa	31	15	15	1	.500
Ohio State	48	23	25	0	.479
Michigan State*	26	12	14	0	.462
Michigan	46	21	25	0	.457
Illinois	18	8	10	0	.444
Minnesota	19	7	12	0	.368
Nebraska*	6	2	4	0	.333
Northwestern	14	4	10	0	.286
Indiana	11	3	8	0	.273
Maryland*	2	0	2	0	.000

* denotes record as Big Ten member.

BOWL SUMMARIES

ROSE BOWL



January 2, 1967

Rose Bowl Stadium // Pasadena, Calif. // 101,455

PURDUE 14, USC 13

Purdue capped a 9-2 season with a hard-fought 14-13 victory over USC. A pair of touchdowns by sophomore fullback Perry Williams, and a last-second interception of an attempted two-point conversion by senior defensive back George Catavolos secured the victory for the Boilermakers. Senior defensive back John Charles was voted the game's Most Valuable Player for his outstanding play.

Scoring Summary

2nd	12:43	PUR	Williams 1-yard run (Griese kick)	7-0
	1:26	USC	McCall 1-yard run (Rossovich kick)	7-7
3rd	1:57	PUR	Williams 2-yard run (Griese kick)	14-7
4th	2:28	USC	Sherman 19-yard pass from Winslow (Winslow pass failed)	14-13

Score By Quarters

Purdue	0	7	7	0	—	14
USC	0	7	0	6	—	13

Team Statistics

	PUR	USC
First Downs.....	11	18
Net Yards Rushing.....	105	149
Net Yards Passing.....	139	174
Passes (Attempts-Completions-Interceptions).....	18-10-0	17-12-0
Total Offense Yards.....	244	323
Time of Possession.....	n/a	n/a
Punts.....	4 / 38.8	3 / 34.0
Penalties.....	2 / 10	2 / 16
Third Down Conversions.....	8-15	7-16
Fourth Down Conversions.....	1-3	1-2
Turnovers.....	1	2

Individual Statistics

RUSHING

PUR: Williams 20/61 (2 TD); Baltzell 11/25; Griese 6/15; Keyes 2/4. Team Totals: 39/105 (2 TD).
USC: McCall 22/92 (1 TD); Hull 7/53; Williams 5/29; Lawrence 1/1; Sherman 1/8; Winslow 12/18. Team Totals: 48/149 (1 TD).

PASSING

PUR: Griese 18-10-0/139.
USC: Winslow 17-12-0/174 (1 TD).

RECEIVING

PUR: Beirne 4/69; Hurst 2/27; Griffin 2/19; Baltzell 1/13; Finley 1/11. Team Totals: 10/139.
USC: Sherman 7/102 (1 TD); Lawrence 3/52; McCall 1/12; Caltill 1/8. Team Totals: 12/174 (1 TD).

DEFENSE (TACKLES)

PUR: Charles 11; Burke 10; Cirbes 10; Kyle 10; Keyes 8.
USC: Young 15; Petrill 10; Magner 9; Rossovich 8; Jaruncyk 7; Moore 7.

PEACH BOWL



December 25, 1978

Atlanta-Fulton County Stadium // Atlanta, Ga. // 20,277

PURDUE 41, GEORGIA TECH 21

Sophomore quarterback Mark Herrmann threw for two touchdowns and rushed for one more to earn offensive Most Valuable Player honors in a convincing 41-21 victory over Georgia Tech. Purdue's "junk" defense caused a couple of first-half turnovers en route to a commanding 34-7 halftime lead. The win left the Boilermakers with a 9-2-1 overall record, marking only the second nine-win season in the school's history.

Scoring Summary

1st	10:40	PUR	Jones 3-yard run (Sovereign kick)	7-0
	9:47	PUR	Jones 8-yard run (Sovereign kick)	14-0
	6:04	PUR	Smith 10-yard pass from Herrmann (Sovereign kick)	21-0
2nd	13:04	PUR	Herrmann 2-yard run (Sovereign kick)	28-0
	9:35	GT	Lee 1-yard run (Smith kick)	28-7
	3:58	PUR	Macon 1-yard run (Sovereign kick failed)	34-7
4th	12:38	PUR	Burrell 12-yard pass from Herrmann (Sovereign kick)	41-7
	2:40	GT	Moore 3-yard pass from Kelley (Hill run)	41-15
	1:15	GT	Hill 31-yard pass from Kelley (Kelley pass failed)	41-21

Score By Quarters

Purdue	21	13	0	7	—	41
Georgia Tech	0	7	0	14	—	21

Team Statistics

	PUR	GT
First Downs.....	24	14
Net Yards Rushing.....	157	12
Net Yards Passing.....	166	168
Passes (Attempts-Completions-Interceptions).....	27-12-2	38-17-2
Total Offense Yards.....	323	180
Time of Possession.....	n/a	n/a
Punts.....	5 / 36.6	7 / 36.7
Penalties.....	9 / 78	5 / 48
Third Down Conversions.....	8-18	3-16
Fourth Down Conversions.....	1-3	2-3
Turnovers.....	3	4

Individual Statistics

RUSHING

PUR: Macon 19/66 (1 TD); Jones 13/50 (2 TD); Augustyniak 6/26; Pope 4/10; Doria 2/10; Harris 1/9; McCall 2/6; Keith 1/3; Herrmann 5/3 (1 TD); Barr 1/2; McAfee 1/0; Oliver 3/28. Team Totals: 58/157 (3 TD).
GT: Lee 5/24 (1 TD); Hill 2/21; Shamburger 13/20; Kelley 6/15; Laner 3/11; Nann 1/6. Team Totals: 30/112 (1 TD).

PASSING

PUR: Herrmann 24-12-2/166 (2 TD); Oliver 3-0-0/0. Team Totals: 27-12-2/166 (2 TD).
GT: Kelley 38-17-2/168 (2 TD).

RECEIVING

PUR: Burrell 4/56 (1 TD); Harris 2/38; Pope 2/25; Augustyniak 2/10; Young 1/28; Smith 1/10 (1 TD). Team Totals: 12/166 (2 TD).
GT: Hill 5/77 (1 TD); Hardie 4/40; Shamburger 2/19; Moore 2/7 (1 TD); Davis 2/6; Rank 1/19; Lee 1/0. Team Totals: 17/168 (2 TD).

DEFENSE (TACKLES)

PUR: Clark 5; Motts 5; Smith 5; Johanson 4; Loushin 4; Moss 4.
GT: Harris 10; Johnson 10; Bessillieu 8; Richardson 8; Blanton 7.

BOWL SUMMARIES

BLUEBONNET BOWL



December 31, 1979
Astrodome // Houston, Texas // 40,542

PURDUE 27, TENNESSEE 22

A last minute, 38-yard touchdown pass from junior quarterback Mark Herrmann to junior tight end Dave Young gave the Boilermakers their third consecutive bowl victory in dramatic fashion. Herrmann enjoyed another Most Valuable Player performance with a 21-completion, 303-yard evening. Purdue led 21-0 in the third quarter but fell behind 22-21, setting up the last-second heroics by Herrmann and Young. The victory gave the Boilermakers their only 10-win season in history.

Scoring Summary

2nd	5:01	PUR	McCall 6 run (Seibel kick)	7-0
	2:27	PUR	Burrell 12 pass from Herrmann (Seibel kick)	14-0
3rd	10:52	PUR	Young 12 pass from Herrmann (Seibel kick)	21-0
	2:55	UT	Ford 8 pass from Streater (run failed)	21-6
4th	8:39	UT	Berry 15 pass from Ingram (Simpson run, 2 pt.)	21-14
	3:42	UT	Simpson 1 run (Simpson run, 2 pt.)	21-22
	1:30	PUR	Young 17 pass from Herrmann (pass failed)	27-22

Score By Quarters

Purdue	0	14	7	6	—	27
Tennessee	0	0	6	16	—	22

Team Statistics

	PUR	UT
First Downs.....	31	19
Net Yards Rushing.....	180	146
Net Yards Passing.....	303	234
Passes (Attempts-Completions-Interceptions).....	39-21-0	36-17-3
Total Offense Yards.....	483	380
Time of Possession.....	33:24	26:36
Punts.....	7 / 33.6	6 / 38.0
Penalties.....	3 / 25	7 / 56
Third Down Conversions.....	7-16	1-2
Fourth Down Conversions.....	3-14	2-4
Turnovers.....	1	5

Individual Statistics

RUSHING

PUR: McCall 18/91 (1 TD); Augustyniak 16/58; Macon 10/69; W. Jones 4/10; Owen 1/2; Herrmann 3/-38.
 UT: Streater 15/51; Simpson 16/47 (1 TD); Berry 6/20; Moore 2/23; Ingram 1/3; Ford 4/1.

PASSING

PUR: Herrmann 39-21-0/303 (3 TD).
 UT: Streater 34-15-3/219 (1 TD); Daniels 1-0-0/0; Ingram 1-1-0/15 (1 TD).


RECEIVING

PUR: Burrell 8/144 (1 TD); Young 4/72 (2 TD); McCall 4/22; Jones 2/37; Harris 2/24; Augustyniak 1/4.
 UT: Gault 4/22; A. Hancock 3/116; Harper 3/33; Simpson 3/26; Berry 1/15 (1 TD); Moore 1/14; Ford 1/8 (1 TD).

DEFENSE (TACKLES)

PUR: Turner 5; Looney 4; Marks 4; McKinnie 4; Smith 4.
 UT: James 8; White 7; Ingram 5; Davis 4; Jones 4; Puki 4.

LIBERTY BOWL



December 27, 1980
Liberty Bowl Memorial Stadium // Memphis, Tenn. // 53,667

PURDUE 28, MISSOURI 25

Purdue kept its bowl record perfect with a 28-25 upset victory over Missouri. Senior quarterback Mark Herrmann was selected offensive Most Valuable Player with a four-touchdown pass performance. It marked the third consecutive year Herrmann earned MVP honors. The Boilermakers held off a furious Missouri rally to end the 1980 campaign with a 9-3 record.

Scoring Summary

1st	3:31	PUR	Burrell 8 pass from Herrmann (Anderson kick)	7-0
2nd	14:18	PUR	Bryant 43 pass from Herrmann (Anderson kick)	14-0
	13:58	MIZ	Fellows 92 kickoff return (kick failed)	14-6
	6:16	MIZ	Wilder 1 run (Pass failed)	14-12
	2:03	PUR	Young 5 pass from Herrmann (Anderson kick)	21-12
3rd	5:00	PUR	Burrell 27 pass from Herrmann (Anderson kick)	28-12
	3:40	MIZ	Verrilli 45 field goal	28-15
4th	8:07	MIZ	Team safety	28-17
	5:05	MIZ	Hill 1 run (Hornoff pass from Bradley, 2 pt.)	28-25

Score By Quarters

Purdue	7	14	7	0	—	28
Missouri	0	12	3	10	—	25

Team Statistics

	PUR	MIZ
First Downs.....	18	17
Net Yards Rushing.....	124	103
Net Yards Passing.....	289	210
Passes (Attempts-Completions-Interceptions).....	28-22-0	29-16-1
Total Offense Yards.....	413	313
Time of Possession.....	30:36	29:24
Punts.....	6 / 34.0	6 / 43.8
Penalties.....	5 / 31	1 / 5
Third Down Conversions.....	6-14	4-15
Fourth Down Conversions.....	0-3	1-3
Turnovers.....	1	2

Individual Statistics

RUSHING

PUR: McCall 17/85; Macon 16/69; Smith 2/3; Herrmann 6/-33.
 MIZ: Hill 9/54 (1 TD); Wilder 16/49 (1 TD).

PASSING

PUR: Herrmann 28-22-0/289 (4 TD).
 MIZ: Bradley 29-16-1/210.

RECEIVING

PUR: Burrell 8/113 (2 TD); McCall 6/38; Bryant 4/86 (1 TD); Young 3/42 (1 TD); Smith 1/10.
 MIZ: Gibling 5/63; Fellows 3/35; Blair 3/62.

DEFENSE (TACKLES)

PUR: Looney 11; Marks 6; McKinnie 5; Seneff 5; Clark 4; Kay 4.
 MIZ: Darkow 9; Potter 7; Dickey 6; Poe 6; Ray 6.

BOWL SUMMARIES

PEACH BOWL



December 31, 1984

Atlanta-Fulton County Stadium // Atlanta, Ga. // 41,107

VIRGINIA 27, PURDUE 24

Purdue held a 24-14 halftime lead, but Virginia scored the only points of the second half on a touchdown and two field goals to pull out the win. Junior quarterback Jim Everett passed for 253 yards and three touchdowns, but Purdue gained just 75 yards rushing and committed four turnovers in dropping its first bowl game. The Boilermakers finished the 1984 season with a 7-5 record.

Scoring Summary

1st	8:29	UVA	Petty 11 run (Stadlin kick)	0-7
	3:09	PUR	Rendina 24 field goal	3-7
	1:51	PUR	Griffin 23 pass from Everett (Rendina kick)	10-7
2nd	12:22	UVA	Zimmerlink 3 pass from Majkowski (Stadlin kick)	10-14
	2:32	PUR	Price 17 pass from Everett (Rendina kick)	17-14
	1:11	PUR	Scott 12 pass from Everett (Rendina kick)	24-14
3rd	9:29	UVA	Majkowski 1 run (Stadlin kick)	24-21
4th	12:59	UVA	Stadlin 19 field goal	24-24
	7:17	UVA	Stadlin 22 field goal	24-27

Score By Quarters

Purdue	10	14	0	0	—	24
Virginia	7	7	7	6	—	27

Team Statistics

	PUR	UVA
First Downs.....	20	24
Net Yards Rushing.....	84	288
Net Yards Passing.....	253	118
Passes (Attempts-Completions-Interceptions).....	42-22-3	17-8-2
Total Offense Yards.....	328	392
Time of Possession.....	23:26	36:34
Punts.....	4 / 43.3	3 / 34.0
Penalties.....	5 / 45	3 / 20
Third Down Conversions.....	4-12	8-17
Fourth Down Conversions.....	1-1	1-2
Turnovers.....	4	2

Individual Statistics

RUSHING

PUR: Carter 8/33; King 6/29; Wallace 5/10; Everett 2/3.
UVA: Petty 21/114 (1 TD); Word 17/86; Majkowski 14/45 (1 TD); Morse 10/26; J. Ford 1/2; Rice 1/1.

PASSING

PUR: Everett 42-22-3/253 (3 TD).
UVA: Majkowski 17-8-2/118 (1 TD).

RECEIVING

PUR: Carter 5/28; Griffin 4/69 (1 TD); Scott 4/50 (1 TD); King 4/47; Price 3/42 (1 TD); Wallace 2/17.
UVA: Zimmerlink 3/35 (1 TD); Merrick 2/32; J. Ford 1/30; Muha 1/15; Morse 1/6.

DEFENSE (TACKLES)

PUR: Woodson 19; Houston 15; Sumlin 10; Wimberly 6; Dishman 5; Hornor 5; Wilson 5.
UVA: Swan 9; McDaniel 8; Lyles 6; Mattes 6; Lageman 4; Sweeney 4.

ALAMO BOWL



December 30, 1997

Alamo Dome // San Antonio, Texas // 55,552

PURDUE 33, OKLAHOMA STATE 20

Senior quarterback Billy Dicken passed for 325 yards, and Purdue scored three touchdowns in the third quarter on the way to a 33-20 win over Oklahoma State. Dicken connected with sophomore wide receiver Chris Daniels for a 69-yard touchdown pass to give the Boilermakers a 30-13 lead. Purdue had 454 total yards while holding the Cowboys to 368 and forcing four turnovers. Dicken and sophomore free safety Adrian Beasley were selected the Offensive and Defensive Most Valuable Players.

Scoring Summary

1st	5:13	OSU	Sydney 34 field goal	0-3
	1:19	PUR	Alford 18 pass from Dicken (Ryan kick)	7-3
2nd	2:22	OSU	Sydney 22 field goal	7-6
	0:10	PUR	Ryan 42 field goal	10-6
3rd	12:02	PUR	Dicken 1 run (kick failed)	16-6
	9:01	OSU	Fobbs 21 run (Sydney kick)	16-13
	7:34	PUR	Sutherland 16 run (Ryan kick)	23-13
	3:52	PUR	Daniels 69 pass from Dicken (Ryan kick)	30-13
4th	9:12	PUR	Ryan 34 field goal	33-13
	0:55	OSU	McQuarters 17 pass from Lindsay (Sydney kick)	33-20

Score By Quarters

Purdue	7	3	20	3	—	33
Oklahoma State	3	3	7	7	—	20

Team Statistics

	PUR	OSU
First Downs.....	20	24
Net Yards Rushing.....	140	194
Net Yards Passing.....	325	206
Passes (Attempts-Completions-Interceptions).....	36-18-3	35-17-3
Total Offense Yards.....	465	368
Time of Possession.....	25:35	34:25
Punts.....	2 / 45.5	4 / 44.8
Penalties.....	9 / 81	8 / 70
Third Down Conversions.....	6-11	5-14
Fourth Down Conversions.....	0-1	1-1
Turnovers.....	3	4

Individual Statistics

RUSHING

PUR: Dicken 8/48 (1 TD); Watson 13/45; Sutherland 2/38 (1 TD); Haddad 3/9; Graham 1/0; Brees 1/-2.
OSU: Fobbs 11/82 (1 TD); Lindsay 12/78; Aikens 2/17; Simmons 10/11; Chaloupka 2/-9.

PASSING

PUR: Dicken 34-18-2/325 (2 TD); Alford 1-0-0/0; Brees 1-0-0/0.
OSU: Lindsay 18-9-2/111 (1 TD); Chaloupka 17-8-1/95.

RECEIVING

PUR: Watson 5/102; Alford 4/61 (1 TD); I. Jones 3/27; Blackman 2/33; Daniels 1/69 (1 TD); Tillman 1/13; Sutherland 1/12; Winston 1/8.
OSU: G. Brown 4/52; McQuarters 4/43 (1 TD); Love 3/35; Steggs 2/30; Aikens 2/27; Fobbs 2/19.

DEFENSE (TACKLES)

PUR: Brush 6; Beasley 5; Rose 5; Fells 4; Hawthorne 4; Nwokorie 4.
OSU: Wright 9; Alexander 4; Knauls 4; McQuarters 4; Williams 4.

BOWL SUMMARIES

ALAMO BOWL



December 29, 1998
Alamo Dome // San Antonio, Texas // 60,780

PURDUE 37, KANSAS STATE 34

Purdue drove 80 yards in 54 seconds to upset fourth-ranked Kansas State 37-34 and capture its second straight Alamo Bowl championship. Sophomore quarterback Drew Brees hit senior wide receiver Isaac Jones on a 24-yard pass with 30 seconds left for the winning touchdown. Brees completed 25 of 53 passes for 230 yards with three touchdowns. Jones caught 11 passes for 98 yards. Purdue's defense recorded five sacks, including three and a half by senior end Chike Okefor. Senior free safety Billy Gustin tied the Alamo Bowl record with two interceptions.

Scoring Summary

2nd	14:47	PUR	Daniels 5 pass from Brees (Dorsch kick)	7-0
	13:03	PUR	Dorsch 25 field goal	10-0
	9:49	KSU	McDonald 1 pass from Bishop (Gramatica kick)	10-7
	8:36	PUR	I. Jones 30 pass from Brees (Dorsch kick)	17-7
3rd	8:06	KSU	Havick 0 fumble recovery (kick failed)	17-13
	0:52	PUR	Nugent 0 fumble recovery (Dorsch kick)	24-13
	0:04	PUR	Dorsch 26 field goal	27-13
4th	11:59	KSU	Allen 3 run (Gramatica kick)	27-20
	6:44	PUR	Dorsch 37 field goal	30-20
	6:23	KSU	McDonald 88 pass from Bishop (Gramatica kick)	30-27
	1:24	KSU	Swift 2 pass from Bishop (Gramatica kick)	30-34
	0:30	PUR	I. Jones 24 pass from Brees (Dorsch kick)	37-34

Score By Quarters

Purdue	0	17	10	10	—	37
Kansas State	0	7	6	21	—	34

Team Statistics

	PUR	KSU
First Downs.....	19	12
Net Yards Rushing.....	5	126
Net Yards Passing.....	230	182
Passes (Attempts-Completions-Interceptions).....	53-25-3	24-9-4
Total Offense Yards.....	235	308
Time of Possession.....	28:58	31:02
Punts.....	7 / 38.3	7 / 44.1
Penalties.....	7 / 35	14 / 125
Third Down Conversions.....	3-17	6-16
Fourth Down Conversions.....	0-2	0-0
Turnovers.....	4	7

Individual Statistics

RUSHING

PUR: Crabtree 12/46; Brees 10/25; TEAM 2/-66.
KSU: Allen 13/83 (1 TD); Hickson 7/35; Bishop 20/7; Goolsby 2/1; Murphy 1/0.

PASSING

PUR: Brees 53-25-3/230 (3 TD).
KSU: Bishop 24-9-4/182 (3 TD).

RECEIVING

PUR: I. Jones 11/98 (2 TD); Daniels 6/47 (1 TD); Lane 3/25; Sutherland 3/53; Stratton 1/12; Crabtree 1/-5.
KSU: McDonald 5/124 (2 TD); Allen 1/3; Swift 1/2 (1 TD); Peries 1/52; Hickson 1/1.

DEFENSE (TACKLES)

PUR: Okefor 9; Fells 7; Reeves 6; Beasley 5; Colvin 5; Mitrione 5.
KSU: Cooper 6; Chapman 5; Butler 4; Carter 4.

OUTBACK BOWL



January 1, 2000
Raymond James Stadium // Tampa, Fla. // 54,059

GEORGIA 28, PURDUE 25 (OT)

Georgia overcame a 25-0 deficit to defeat the Boilermakers 28-25 in overtime. Purdue scored on four of its first five possessions of the game. Georgia closed to within 25-10 at halftime and trailed 25-18 after three quarters before scoring the tying touchdown with 1:19 left in the game on an 8-yard pass play that was deflected by two Purdue defenders. Sophomore kicker Travis Dorsch missed a 43-yard field goal on the Boilermakers' first possession of overtime, and Georgia kicker Hap Hines nailed a 21-yarder on the Bulldogs' first time with the ball.

Scoring Summary

1st	10:26	PUR	Daniels 3 pass from Brees (Dorsch kick)	7-0
	7:10	PUR	Daniels 11 pass from Brees (kick failed)	13-0
	1:03	PUR	Sutherland 21 pass from Brees (pass failed)	19-0
2nd	10:38	PUR	James 32 pass from Brees (pass failed)	25-0
	9:39	UGA	Edwards 74 run (Hines kick)	25-7
	0:09	UGA	Hines 32 field goal	25-10
3rd	4:33	UGA	Carter 8 run (Pass rush, 2 pt.)	25-18
4th	1:19	UGA	McMichael 8 pass from Carter (Hines kick)	25-25
OT1	—	UGA	Hines 21 field goal	25-28

Score By Quarters

Purdue	19	6	0	0	(0)	—	25
Georgia	0	10	8	7	(3)	—	28

Team Statistics

	PUR	UGA
First Downs.....	30	21
Net Yards Rushing.....	150	154
Net Yards Passing.....	378	243
Passes (Attempts-Completions-Interceptions).....	60-36-1	33-20-0
Total Offense Yards.....	528	397
Time of Possession.....	34:49	25:11
Punts.....	3 / 45.3	3 / 48.0
Penalties.....	14 / 153	10 / 55
Third Down Conversions.....	9-18	5-13
Fourth Down Conversions.....	1-1	1-3
Turnovers.....	2	2

Individual Statistics

RUSHING

PUR: Lowe 15/87; Sutherland 2/65; Brown 2/3; TEAM 1/-1.
UGA: Edwards 2/70 (1 TD); Carter 16/41 (1 TD); Pass 10/37; Sanks 4/6; Arnaud 2/0.

PASSING

PUR: Brees 60-36-1/378 (4 TD).
UGA: Carter 33-20-0/243 (1 TD).

RECEIVING


PUR: Daniels 12/103 (1 TD); Lane 5/60; James 4/65 (1 TD); Sutherland 4/58 (1 TD); Brown 4/44; Tolbert 2/10; Winston 2/3; Dawson 1/11; Stratton 1/8; Simpson 1/6.
UGA: Edwards 8/97; Greer 5/86; McMichael 3/28 (1 TD); Johnson 2/23; Parker 1/2; Sanks 1/-2.

DEFENSE (TACKLES)

PUR: Fells 12; Odum 10; Hawthorne 9; Beasley 8; Ayodele 5; Nugent 5; Rose 5.
UGA: Bell 10; Robinson 9; Henderson 8; Mann 8; Wansley 8.

BOWL SUMMARIES

ROSE BOWL



January 1, 2001
Rose Bowl Stadium // Pasadena, Calif. // 94,392

WASHINGTON 34, PURDUE 24

Purdue's fourth-quarter comeback came up short as the Boilermakers fell to No. 4 Washington 34-24. Trailing 34-17 midway through the final stanza, the Boilermakers scored on a 42-yard jaunt by junior running back Sedrick Brown with 6:37 remaining. Less than two minutes later, Purdue was in scoring position again, but junior kicker Travis Dorsch's 42-yard field goal attempt hooked left. Washington took over and ran out the clock. Senior quarterback Drew Brees, playing in his final collegiate game, completed 23 of 39 passes for 275 yards with two touchdowns.

Scoring Summary

1st	8:33	UW	Cleman 1 run (Anderson kick)	0-7
	4:42	UW	Tuiasosopo 5 run (Anderson kick)	0-14
2nd	11:32	PUR	Sutherland 5 pass from Brees (Dorsch kick)	7-14
	0:26	PUR	Dorsch 26 field goal	10-14
3rd	13:12	UW	Anderson 47 field goal	10-17
	11:58	PUR	Sutherland 24 pass from Brees (Dorsch kick)	17-17
	6:55	UW	Anderson 42 field goal	17-20
4th	12:00	UW	Elstrom 8 pass from Tuiasosopo (Anderson kick)	17-27
	7:25	UW	Hurst 8 run (Anderson kick)	17-34
	6:37	PUR	Brown 42 run (Dorsch kick)	24-34

Score By Quarters

Purdue	0	10	7	7	—	24
Washington	14	0	6	14	—	34

Team Statistics

	PUR	UW
First Downs.....	19	23
Net Yards Rushing.....	76	268
Net Yards Passing.....	275	149
Passes (Attempts-Completions-Interceptions).....	39-23-0	24-18-0
Total Offense Yards.....	351	417
Time of Possession.....	24:07	35:53
Punts.....	4 / 41.0	3 / 37.7
Penalties.....	11 / 69	6 / 48
Third Down Conversions.....	7-15	5-15
Fourth Down Conversions.....	1-2	2-2
Turnovers.....	1	1

Individual Statistics

RUSHING

PUR: Lowe 20/79; Brown 3/52 (1 TD); Brees 4/-25; TEAM 1/-30.
 UW: Alexis 10/78; Tuiasosopo 15/75 (1 TD); Hurst 9/53 (1 TD); Conniiff 8/45; Tharps 1/12; Cleman 5/11 (1 TD); TEAM 4/-6.

PASSING

PUR: Brees 39-23-0/275 (2 TD).
 UW: Tuiasosopo 22-16-0/138 (1 TD); Pickett 2-2-0/11.

RECEIVING

PUR: Sutherland 7/88 (2 TD); Standeford 5/67; Simpson 3/32; Stratton 2/26; Morales 2/24; Winston 2/14; Brown 1/20; James 1/4.
 UW: Stevens 5/51; Elstrom 4/24 (1 TD); Reddick 3/30; Collier 2/30; Hurst 2/2; Hooks 1/7; Robbins 1/5.

DEFENSE (TACKLES)

PUR: Schweigert 10; Woodyard 10; Johnson 9; Ayodele 7; Gardner 6.
 UW: Akbar 9; Carrothers 6; Daniels 5; Kelley 5; Alexander 4; Johnson 4.

SUN BOWL



December 31, 2001
Sun Bowl Stadium // El Paso, Texas // 47,812

WASHINGTON STATE 33, PURDUE 27

Another near miss. The Boilermakers mounted an impressive comeback that came up just short in a 33-27 loss to 13th-ranked Washington State. Trailing 33-20, Purdue scored with 1:53 left and recovered the ensuing onside kick at its own 49-yard line. But the potential game-winning drive stalled at the Washington State 22. Freshman quarterback Kyle Orton completed 38 of 74 passes for 419 yards with two touchdowns and four interceptions. The 74 attempts set an NCAA bowl game record.

Scoring Summary

1st	13:10	WSU	David 45 interception return (Dunning kick)	0-7
	6:53	WSU	Dush 46 pass from Gesser (Dunning kick)	0-14
2nd	12:54	PUR	Lowe 1 run (Dorsch kick)	7-14
	7:24	PUR	Dorsch 28 field goal	10-14
	4:17	WSU	Dunning 47 field goal	10-17
	1:56	PUR	Stubblefield 3 pass from Orton (Dorsch kick)	17-17
	0:37	PUR	Dorsch 51 field goal	20-17
3rd	13:23	WSU	Dunning 34 field goal	20-20
	3:04	WSU	Gesser 1 run (Dunning kick)	20-27
	1:21	WSU	Dunning 30 field goal	20-30
4th	7:37	WSU	Dunning 37 field goal	20-33
	1:53	PUR	Stubblefield 51 pass from Orton (Dorsch kick)	27-33

Score By Quarters

Purdue	0	20	0	7	—	27
Washington State	14	3	13	3	—	33

Team Statistics

	PUR	WSU
First Downs.....	28	15
Net Yards Rushing.....	55	81
Net Yards Passing.....	419	281
Passes (Attempts-Completions-Interceptions).....	75-38-4	41-15-3
Total Offense Yards.....	747	362
Time of Possession.....	33:52	26:08
Punts.....	6 / 38.8	6 / 44.3
Penalties.....	7 / 49	9 / 85
Third Down Conversions.....	13-27	2-15
Fourth Down Conversions.....	1-3	1-1
Turnovers.....	5	4

Individual Statistics

RUSHING

PUR: Lowe 17/45 (1 TD); J. Harris 5/27; Orton 9/-17; TEAM 1/0.
 WSU: Minnick 17/51; Cox 1/20; McElrath 1/13; Kegel 1/3; Gesser 4/-2 (1 TD); TEAM 3/-4.

PASSING

PUR: Orton 74-38-4/419 (2 TD); James 1-0-0/0.
 WSU: Gesser 40-15-3/281 (1 TD); Kegel 1-0-0/0.

RECEIVING

PUR: Standeford 12/103; Stratton 12/86; Stubblefield 9/196 (2 TD); Morales 3/27; James 1/4; Rhinehart 1/3.
 WSU: Riley 6/65; McElrath 5/116; Minnick 3/54; Bush 1/46 (1 TD).

DEFENSE (TACKLES)

PUR: Koutouvides 11; Schweigert 8; B. Johnson 6; Phillips 6; Odom 5.
 WSU: Smith 11; Thompson 10; Newman 9; Price 8; Long 7.

BOWL SUMMARIES

SUN BOWL



December 31, 2002
Sun Bowl Stadium // El Paso, Texas // 48,917

PURDUE 34, WASHINGTON 24

The Boilermakers overcame a 17-0 deficit in the first quarter (in which they were held without a first down and to minus eight yards total offense) by scoring 34 uninterrupted points to beat Washington 34-24 in a rematch of the 2000 Rose Bowl. After sophomore running back Joey Harris put Purdue ahead 24-17 thanks to a 10-yard run, junior linebacker Gilbert Gardner put the game away when he forced a fumble and returned it 19 yards for a touchdown. Sophomore quarterback Kyle Orton completed 25 of 37 passes for 283 yards with two touchdowns and no interceptions en route to being named the game's Most Valuable Player.

Scoring Summary

1st	10:13	UW	Reddick 7 pass from Pickett (Anderson kick)	0-7
	8:40	UW	Cooper 31 fumble recovery (Anderson kick)	0-14
	3:49	UW	Anderson 38 field goal	0-17
2nd	5:09	PUR	Standeford 7 pass from Orton (Lacevic kick)	7-17
	0:35	PUR	Williams 0 fumble recovery (Lacevic kick)	14-17
3rd	12:10	PUR	Lacevic 22 field goal	17-17
	3:33	PUR	Harris 10 run (Lacevic kick)	24-17
	2:08	PUR	Gardner 19 fumble recovery (Lacevic kick)	31-17
4th	5:52	PUR	Lacevic 29 field goal	34-17
	3:31	UW	Reddick 12 pass from Pickett (Anderson kick)	34-24

Score By Quarters

Purdue	0	14	17	3	—	34
Washington	17	0	0	7	—	24

Team Statistics

	PUR	UW
First Downs.....	24	23
Net Yards Rushing.....	117	44
Net Yards Passing.....	283	272
Passes (Attempts-Completions-Interceptions).....	37-25-0	54-25-1
Total Offense Yards.....	400	316
Time of Possession.....	34:19	25:41
Punts.....	4 / 39.2	5 / 36.4
Penalties.....	9 / 78	5 / 48
Third Down Conversions.....	7-17	4-15
Fourth Down Conversions.....	1-2	2-2
Turnovers.....	1	2

Individual Statistics

RUSHING

PUR: Harris 23/93 (1 TD); Jones 9/28; Orton 5/19; James 1/1; Slaton 1/-23; TEAM 1/-1.
 UW: Alexis 7/18; Cleman 7/13; Pickett 8/8; Tuiaosopo 2/5.

PASSING

PUR: Orton 37-25-0/283 (2 TD).
 UW: Pickett 54-25-1/272 (2 TD).

RECEIVING

PUR: Standeford 10/105 (1 TD); Stubblefield 7/92; Williams 4/25 (1 TD); Jones 2/42; Davis 1/5; Chambers 1/4.
 UW: Reddick 6/63 (2 TD); Williams 5/64; Frederick 3/35; Jackson 3/17; Hooks 2/28; Alexis 1/15; Ware 1/12; Arnold 1/10; Tuiaosopo 1/10; Barnes 1/9; Cleman 1/9.

DEFENSE (TACKLES)

PUR: Schweigert 10; Reeves 7; Rogers 6; Ra. Turner 6; L. Johnson 5.
 UW: Carothers 9; Cooper 9; Mahdavi 8; Robinson 8; Biddle 7; Johnson 7.

CAPITAL ONE BOWL



January 1, 2004
Florida Citrus Bowl Stadium // Orlando, Fla. // 64,565

GEORGIA 34, PURDUE 27 (OT)

The Boilermakers overcame a 24-0 deficit only to fall 34-27 in overtime to Georgia. Junior quarterback Kyle Orton, who suffered a dislocated left thumb, sprained toe and cracked rib during the game, completed 20 of 34 passes for 230 yards. He tied the Purdue bowl record with two rushing touchdowns. Senior wide receiver John Standeford had seven catches for 102 yards and became the Big Ten career receptions leader with 266.

Scoring Summary

1st	10:29	UGA	Gibson 6 pass from Greene (Bennett kick)	0-7
	4:27	UGA	Gibson 4 pass from Greene (Bennett kick)	0-14
2nd	9:56	UGA	Bennett 28 field goal	0-17
	4:47	UGA	Brown 11 pass from Greene (Bennett kick)	0-24
	3:01	PUR	Orton 17 run (Ben Jones kick)	7-24
	1:48	PUR	Ben Jones 27 field goal	10-24
4th	9:11	PUR	Orton 2 run (Ben Jones kick)	17-24
	4:27	UGA	Bennett 40 field goal	17-27
	1:34	PUR	Chambers 3 pass from Orton (Ben Jones kick)	24-27
	0:49	PUR	Ben Jones 44 field goal	27-27
OT1	—	UGA	Lumpkin 1 run (Bennett kick)	27-34

Score By Quarters

Purdue	0	10	0	17	(0)	—	27
Georgia	14	10	0	3	(7)	—	34

Team Statistics

	PUR	UGA
First Downs.....	15	23
Net Yards Rushing.....	59	113
Net Yards Passing.....	230	327
Passes (Attempts-Completions-Interceptions).....	35-20-1	37-27-0
Total Offense Yards.....	289	440
Time of Possession.....	24:31	35:29
Punts.....	9 / 44.4	6 / 44.7
Penalties.....	10 / 69	10 / 90
Third Down Conversions.....	3-15	8-18
Fourth Down Conversions.....	0-1	2-2
Turnovers.....	1	2

Individual Statistics

RUSHING

PUR: Vold 15/63; K. Smith 1/5; Br. Jones 2/4; Orton 10/-5 (2 TD); Williams 1/-8.
 UGA: Lumpkin 27/90 (1 TD); Browning 6/11; Brown 1/5; Jones 1/3; Thomas 4/2; Greene 5/1; Cooper 2/1; TEAM 1/0.

PASSING

PUR: Orton 34-20-1/230 (1 TD); K. Smith 1-0-0/0.
 UGA: Greene 37-27-0/327 (3 TD)

RECEIVING


PUR: Stubblefield 8/99; Standeford 7/102; Vold 2/19; Chambers 2/7 (1 TD); Br. Jones 1/3.
 UGA: Brown 5/99 (1 TD); Lumpkin 5/34; Thomas 5/27; Gison 4/22 (2 TD); Gary 2/51; Browning 2/48; Watson 2/27; Bailey 2/19.

DEFENSE (TACKLES)

PUR: Johnson 15; Koutouvides 11; Schweigert 10; Pollard 8; Phillips 6.
 UGA: Jones 8; Thurman 8; Davis 7; Pollack 7; Thornton 5.

BOWL SUMMARIES

SUN BOWL



December 31, 2004
Sun Bowl Stadium // El Paso, Texas // 51,288

ARIZONA STATE 27, PURDUE 23

In a season full of gut-wrenching losses, the Boilermakers suffered another in the Sun Bowl, falling 27-23 to 21st-ranked Arizona State. Purdue took the lead 23-20 with 1:14 remaining on a 6-yard pass from senior quarterback Kyle Orton to junior tight end Charles Davis, but the Sun Devils took the ensuing kickoff and marched 80 yards in four plays to score the game-winning touchdown with 43 seconds left. Purdue finished the season with five losses by a total of 14 points.

Scoring Summary

1st	2:35	ASU	Ainsworth 22 field goal	0-3
2nd	4:58	PUR	Team safety	2-3
3rd	14:48	PUR	Hare 80 pass from Orton (Ben Jones kick)	9-3
	9:59	ASU	Hagan 27 pass from Keller (Ainsworth kick)	9-10
4th	14:16	PUR	Stubblefield 5 pass from Orton (Ben Jones kick)	16-10
	10:33	ASU	Ainsworth 34 field goal	16-13
	6:23	ASU	Burgess 41 pass from Keller (Ainsworth kick)	16-20
	1:14	PUR	Davis 6 pass from Orton (Ben Jones kick)	23-20
	0:43	ASU	Burgess 19 pass from Keller (Ainsworth kick)	23-27

Score By Quarters

Purdue	0	2	7	14	—	23
Arizona State	3	0	7	17	—	27

Team Statistics

	PUR	ASU
First Downs.....	15	26
Net Yards Rushing.....	66	158
Net Yards Passing.....	281	370
Passes (Attempts-Completions-Interceptions).....	47-23-0	45-25-0
Total Offense Yards.....	347	528
Time of Possession.....	27:41	32:19
Punts.....	8 / 48.9	5 / 34.8
Penalties.....	6 / 55	9 / 66
Third Down Conversions.....	5-17	7-18
Fourth Down Conversions.....	1-2	0-0
Turnovers.....	2	1

Individual Statistics

RUSHING

PUR: Br. Jones 5/30; Void 11/16; Orton 8/12; Bryant 2/8.
 ASU: Burgess 20/125; Jones 9/35; Saulsberry 7/27; Keller 3/-27; TEAM 1/-2.

PASSING

PUR: Orton 47-23-0/281 (3 TD).
 ASU: Keller 45-25-0/370 (3 TD).

RECEIVING

PUR: Stubblefield 7/81 (1 TD); Bryant 4/23; Hare 3/97 (1 TD); Davis 3/17 (1 TD); Williams 2/10; Br. Jones 1/24; Void 1/18; Chattams 1/8; Ingraham 1/3.
 ASU: Hagan 9/182 (1 TD); Miller 5/28; Burgess 3/64 (2 TD); Richardson 3/54; Mutz 3/24; Burghgraef 2/18.

DEFENSE (TACKLES)

PUR: Pollard 14; Smith 9; Avril 7; Hickman 7; Villarreal 7.
 ASU: Burks 13; Robinson 11; Hill 7; Williams 6; Franklin 5; Verdon 5.

CHAMPS SPORTS BOWL



December 29, 2006
Florida Citrus Bowl Stadium // Orlando, Fla. // 40,168

MARYLAND 24, PURDUE 7

In its return to postseason play, Purdue could not get on track offensively, dropping a 24-7 decision to Maryland. The Terrapins opened a 21-0 second-quarter lead before the Boilermakers scored their lone touchdown on a 12-yard pass from sophomore quarterback Curtis Painter to sophomore wide receiver Greg Orton with 30 seconds to go before halftime. Painter finished the season with a Big Ten-record 3,985 passing yards.

Scoring Summary

1st	4:33	MD	Haynos 4 pass from Hollenbach (Ennis kick)	0-7
2nd	13:33	MD	Jackson 1 run (Ennis kick)	0-14
	2:05	MD	Heyward-Bey 46 pass from Hollenbach (Ennis kick)	0-21
	0:30	PUR	Orton 12 pass from Painter (Summers kick)	7-21
3rd	6:44	MD	Ennis 22 field goal	7-24

Score By Quarters

Purdue	0	7	0	0	—	7
Maryland	7	14	3	0	—	24

Team Statistics

	PUR	MD
First Downs.....	12	20
Net Yards Rushing.....	21	206
Net Yards Passing.....	264	233
Passes (Attempts-Completions-Interceptions).....	36-23-1	24-15-0
Total Offense Yards.....	285	429
Time of Possession.....	20:12	39:48
Punts.....	6 / 42.2	4 / 39.2
Penalties.....	4 / 33	5 / 31
Third Down Conversions.....	6-13	9-17
Fourth Down Conversions.....	0-0	1-1
Turnovers.....	2	0

Individual Statistics

RUSHING

PUR: Taylor 6/19; Sheets 2/11; Painter 5/-9.
 MD: Ball 18/98; Lattimore 20/85; Jackson 4/12 (1 TD); Hollenbach 4/8; Humber 3/4; TEAM 1/-1.

PASSING

PUR: Painter 36-23-1/264 (1 TD).
 MD: Hollenbach 24-15-0/223 (2 TD).

RECEIVING

PUR: Bryant 8/101; Orton 8/95 (1 TD); Taylor 3/24; Keller 1/20; Sheets 1/12; Adams 1/9; Lymon 1/3.
 MD: Heyward-Bey 4/81 (1 TD); Oquendo 3/60; Haynos 3/31 (1 TD); Williams 3/24; Jackson 1/23; Ball 1/4.

DEFENSE (TACKLES)

PUR: Keglar 9; Erwin 8; Hall 8; Spencer 7; Guyann 7.
 MD: Gardner 6; Henderson 4; Wimbush 4; Bolston 4.

BOWL SUMMARIES

MOTOR CITY BOWL



December 26, 2007
Ford Field // Detroit, Mich. // 60,624

PURDUE 51, CENTRAL MICHIGAN 48

Sophomore Chris Summers kicked a 40-yard field goal as time expired to give Purdue an exhilarating 51-48 victory over Central Michigan. The Boilermakers rolled to a 34-13 halftime advantage before the Chippewas mounted a remarkable comeback that saw the game tied at 41 and 48. Junior quarterback Curtis Painter set school records with 546 passing yards and 540 yards of total offense. The teams combined for 1,022 yards of total offense (Purdue 587 and Central Michigan 435).

Scoring Summary

1st	12:39	CMU	Aguila 27 field goal	0-3
	6:19	PUR	Sheets 1 run (Summers kick)	7-3
	2:54	PUR	Orton 19 pass from Painter (Summers kick)	14-3
	0:24	CMU	Aguila 47 field goal	14-6
	0:10	PUR	Keller 62 pass from Painter (Summers kick)	21-6
2nd	11:32	PUR	Summers 30 field goal	24-6
	6:13	PUR	Summers 21 field goal	27-6
	4:07	CMU	Anderson 49 pass from LeFevour (Aguila kick)	27-13
	0:16	PUR	Sheets 1 run (Summers kick)	34-13
3rd	14:09	CMU	Brown 76 pass from LeFavour (Aguila kick)	34-20
	12:53	PUR	Standeford 19 pass from Painter (Summers kick)	41-20
	10:19	CMU	Anderson 10 pass from LeFevour (Aguila kick)	41-27
	5:02	CMU	LeFevour 9 run (Aguila kick)	41-34
	0:10	CMU	LeFevour 4 run (Aguila kick)	41-41
4th	8:19	PUR	Taylor 13 run (Summers kick)	48-41
	1:09	CMU	Anderson 19 pass from LeFevour (Aguila kick)	48-48
	0:00	PUR	Summers 40 field goal	51-48

Score By Quarters

Purdue	21	13	7	10	—	51
Central Michigan	6	7	28	7	—	48

Team Statistics

	PUR	CMU
First Downs.....	28	22
Net Yards Rushing.....	41	143
Net Yards Passing.....	546	292
Passes (Attempts-Completions-Interceptions).....	54-35-2	35-17-0
Total Offense Yards.....	587	435
Time of Possession.....	29:18	30:42
Punts.....	5 / 40.6	8 / 38.5
Penalties.....	6 / 44	3 / 20
Third Down Conversions.....	6-15	7-17
Fourth Down Conversions.....	1-1	0-0
Turnovers.....	3	0

Individual Statistics

RUSHING

PUR: Sheets 12/27 (2 TD); Taylor 10/23 (TD); TEAM 1/-3; Painter 4/-6.
 CMU: LeFevour 33/114 (2 TD); Hoskins 6/15; Brown 2/14; Sneed 2-2; TEAM 1/-2.

PASSING

PUR: Painter 54-35-2/564 (3 TD).
 CMU: LeFevour 34-17-0/292 (4 TD).

RECEIVING

PUR: Orton 9/136 (TD); Standeford 8/112 (TD); Keller 7/150 (TD); Bryant 5/65; Sheets 3/46; Taylor 2/11; Tardy 1/26.
 CMU: Anderson 7/129 (3 TD); Brown 4/94 (TD); Brooks 2/50; Sneed 2/9; Poblach 1/5; Watt 1/5.

DEFENSE (TACKLES)

PUR: Heygood 10; Vinson 6; Scott 6; Kerrigan 6.
 CMU: Bellore 11; Keith 9; Gordy 7; West 6.

LITTLE CAESARS PIZZA BOWL



December 27, 2011
Ford Field // Detroit, Mich. // 46,177

PURDUE 37, WESTERN MICHIGAN 32

The Boilermakers put on a special teams display, recovering two onside kicks and returning a kickoff 99 yards for a touchdown en route to a 37-32 victory over Western Michigan. Trailing 15-10 in the second quarter, freshman Raheem Mostert took a Bronco kickoff to paydirt and the Boilermakers led the rest of the way. Despite surrendering 439 yards in the air, the Purdue defense held Western Michigan to 46 yards rushing and forced seven turnovers (four interceptions, three fumbles), including the game-sealing strip by freshman end Ryan Russell.

Scoring Summary

1st	9:14	WMU	White 49 pass from Carder (Potter rush)	0-8
	0:17	PUR	Pegram 1 pass from Marve (Wiggs kick)	7-8
2nd	10:34	PUR	Wiggs 49 field goal	10-8
	7:00	WMU	Schaffer 1 pass from Carder (Potter kick)	10-15
	6:48	PUR	Mostert 99 kickoff return (Wiggs kick)	17-15
	4:57	PUR	Pegram 1 run (Wiggs kick)	24-15
	0:00	PUR	Wiggs 19 field goal	27-15
3rd	10:55	WMU	Potter 21 field goal	27-18
	6:49	PUR	Bush 33 pass from TerBush (Wiggs kick)	34-18
	1:55	WMU	Drake 1 run (Potter kick)	34-25
4th	11:41	PUR	Wiggs 26 field goal	37-25
	4:28	WMU	Ravenell 5 pass from Carder (Potter kick)	37-32

Score By Quarters

Purdue	7	20	7	3	—	37
Western Michigan	8	7	10	7	—	32

Team Statistics

	PUR	WMU
First Downs.....	23	30
Net Yards Rushing.....	265	46
Net Yards Passing.....	177	439
Passes (Attempts-Completions-Interceptions).....	21-15-0	58-31-4
Total Offense Yards.....	442	485
Time of Possession.....	35:56	24:04
Punts.....	3 / 45.3	1 / 24.0
Penalties.....	9 / 54	3 / 29
Third Down Conversions.....	4-14	5-12
Fourth Down Conversions.....	0-0	1-4
Turnovers.....	3	7

Individual Statistics

RUSHING

PUR: Shavers 22/149; Siller 5/54; Hunt 4/38; Pegram 5/24 (TD); Crank 3/18; Mostert 3/3; Edison 3/0; Marve 5/-5; TerBush 3/-7; TEAM 3/-9.

WMU: Carder 14/17; Drake 3/16 (TD); Scriven 1/15; Fields 3/2; Vantubbergen 1/1; Wallace 1/-5.

PASSING

PUR: TerBush 13-8-0/101 (TD); Marve 7-6-0/76 (TD); Siller 1-1-0/0.

WMU: Carder 57-31-4/439 (3 TD); White 0-1-0/0.

RECEIVING

PUR: Bush 6/90 (TD); Siller 5/44; Pegram 3/20 (TD); Edison 1/23.

WMU: White 13/265 (TD); Ravenell 8/70 (TD); Monttee 3/50; Arnheim 3/40; Fields 2/12; Schaffer 2/2 (TD).

DEFENSE (TACKLES)

PUR: Holland 9; Allen 8; Lucas 7; Feichter 6.

WMU: Winchester 12; Simon 11; Ishmael 9; Hazel 8

BOWL SUMMARIES

HEART OF DALLAS BOWL



January 1, 2013
Cotton Bowl // Dallas, Texas // 48,313

OKLAHOMA STATE 58, PURDUE 14

A fast start by Oklahoma State overwhelmed the Boilermakers, who were unable to get their offense clicking until the second half of a 58-14 loss to the Cowboys. Oklahoma State raced out to a 28-0 first-half advantage and the lead swelled to 45-0 before the Boilermakers got on the board with a 32-yard touchdown pass from senior quarterback Robert Marve to sophomore fullback Brandon Cottom. Marve finished with 212 yards and two touchdowns on 21-of-34 passing, while senior running back Akeem Shavers rushed for 93 yards.

Scoring Summary

1st	8:02	OSU	Moore 4 pass from Chelf (Sharp kick)	0-7
	6:43	OSU	Jackson 7 pass from Chelf (Sharp kick)	0-14
2nd	14:22	OSU	Seaton 18 pass from Walsh (Sharp kick)	0-21
	5:12	OSU	Smith 5 run (Sharp kick)	0-28
3rd	14:09	OSU	Lowe 37 fumble return (Sharp kick)	0-35
	7:15	OSU	Sharp 20 field goal	0-38
	4:28	OSU	Anderson 37 pass from Chelf (Sharp kick)	0-45
	0:18	PUR	Cottom 32 pass from Marve (McCarthy kick)	7-45
4th	11:21	OSU	Sharp 21 field goal	7-48
	8:32	OSU	Webb 37 pass from Walsh (Sharp kick)	7-55
	6:27	OSU	Sharp 42 field goal	7-58
	2:52	PUR	Thomas 16 pass from Marve (McCarthy kick)	14-58

Score By Quarters

Purdue	0	0	7	7	—	14
Oklahoma State	14	14	17	13	—	58

Team Statistics

	PUR	OSU
First Downs.....	21	28
Net Yards Rushing.....	175	213
Net Yards Passing.....	212	311
Passes (Attempts-Completions-Interceptions).....	34-21-2	34-25-0
Total Offense Yards.....	387	524
Time of Possession.....	32:52	27:08
Punts.....	4 / 38.8	3 / 52.7
Penalties.....	4 / 45	7 / 62
Third Down Conversions.....	5-12	4-12
Fourth Down Conversions.....	2-3	1-1
Turnovers.....	5	0

Individual Statistics

RUSHING

PUR: Shavers 14/108; Webster 2/20; Marve 10/20; Bolden 8/20; Cottom 2/8; Freytag 1/1; Team 1/-2.
 OSU: Randle 17/66; Roland 9/51; Smith 6/40 (TD); Stewart 1/21; Muncrief 3/14; Walsh 1/13; Chelf 4/8.

PASSING

PUR: Marve 34-21-2/212 (2 TD).
 OSU: Chelf 22-17-0/197 (3 TD); Walsh 7-5-0/86 (2TD); Lunt 3-1-0/12; Stewart 1-1-0/15; Randle 1-1-0/1.

RECEIVING

PUR: Ross 5/29; Shavers 4/54; Holmes 4/26; Thomas 3/28 (TD); Macarthy 2/11; Cottom 1/31 (TD); Edison 1/27; Bolden 1/5.
 OSU: Anderson 5/78 (TD); Stewart 5/56; Moore 4/42 (TD); Hays 4/25; Webb 2/51 (TD); Jackson 2/33 (TD); Seaton 1/16 (TD); Rockwell 1/9; Chelf 1/1.

DEFENSE (TACKLES)

PUR: Russell 7; Johnson 7; Williams 5; Higgs 5.
 OSU: Gary 7; Lowe 7; Johnson 6; Gilbert 6; Robinson 6

FOSTER FARMS BOWL



December 27, 2017
Levi's Stadium // Santa Clara, Calif. // 28,436

PURDUE 38, ARIZONA 35

Sophomore quarterback Elijah Sindelar threw a 38-yard touchdown pass to senior wide receiver Anthony Mahoungou with 1:44 left in the game. Then, on Arizona's ensuing possession, junior safety Jacob Thieneman came up with an interception at the Purdue 36-yard line with 23 seconds remaining to clinch a thrilling 38-35 win. Sindelar completed 33 of 53 passes for career highs of 396 yards and four touchdowns to be selected the game's Offensive Most Valuable Player, all while playing with a torn anterior cruciate ligament in his left knee. Senior wide receiver Gregory Phillips hauled in a Purdue bowl-record 14 receptions. Senior linebacker Ja'Whaun Bentley was voted the game's Defensive Most Valuable Player after recording eight tackles.

Scoring Summary

1st	11:43	PUR	Mahoungou 31 pass from Sindelar (Evans kick)	7-0
	6:43	ARIZ	Poindexter 31 pass from Tate (Pollack kick)	7-7
	4:09	ARIZ	Ellison 29 pass from Tate (Pollack kick)	7-14
	2:22	PUR	Phillips 42 pass from Sindelar (Dellinger kick)	14-14
2nd	9:12	PUR	Phillips 22 pass from Sindelar (Evans kick)	21-14
	4:11	PUR	Knox 13 run (Dellinger kick)	28-14
	0:00	PUR	Evans 26 field goal	31-14
3rd	8:53	ARIZ	Ellison 40 pass from Tate (Pollack kick)	31-21
	6:31	ARIZ	Johnson 40 pass from Tate (Pollack kick)	31-28
4th	3:21	ARIZ	Brown 24 pass from Tate (Pollack kick)	31-35
	1:44	PUR	Mahoungou 38 pass from Sindelar (Dellinger kick)	38-35

Score By Quarters

Purdue	14	17	0	7	—	38
Arizona	14	0	14	7	—	35

Team Statistics

	PUR	ARIZ
First Downs.....	27	19
Net Yards Rushing.....	159	128
Net Yards Passing.....	396	302
Passes (Attempts-Completions-Interceptions).....	53-33-1	26-17-1
Total Offense Yards.....	555	430
Time of Possession.....	32:05	27:55
Punts.....	6 / 43.2	9 / 36.3
Penalties.....	5 / 50	6 / 47
Third Down Conversions.....	7-19	4-14
Fourth Down Conversions.....	1-3	0-0
Turnovers.....	1	2

Individual Statistics

RUSHING

PUR: Knox 11/101 (1 TD); Jones 21/86; Anthrop 1/0; Sindelar 4/-24; TEAM 3/-4.
 ARIZ: Tate 20/58; Wilson 8/29; Taylor 10/19; Brown 2/13; Johnson 2/7; Green 1/2.

PASSING

PUR: Sindelar 53-33-1/396 (4 TD).
 ARIZ: Tate 26-17-1/302 (5 TD).

RECEIVING

PUR: Phillips 14/149 (2 TD); Mahoungou 6/118 (2 TD); Knox 3/36; Anthrop 3/32; Hopkins 2/25; Jones 2/4; Herdman 1/15; Sparks 1/10; Pittman 1/7.
 ARIZ: Poindexter 5/71 (1 TD); Ellison 4/102 (2 TD); Brown 4/62 (1 TD); Taylor 2/3; Johnson 1/40 (1 TD); Casteel 1/24.

DEFENSE (TACKLES)

PUR: Bailey 11; Bentley 8; McCollum 8; Mosley 8; J. Thieneman 6.
 ARIZ: Fields 13; Whittaker 12; Cruikshank 8; Schooler 7; Burns 6.

P

||



||

IA

