

*Pittsburg State*

*Baseball*

*Record Book*



**Updated Entering 2025**

# Statistics Leaders

## BATTING AVERAGE

2024	Dylan Choy-Foo	.399
2023	Austin Warkins	.411
2022	Garrett McGowan	.399
2021	Aaron Gerdes	.346
2020	Ty Herrenbruck	.382
2019	Chaz Burgess	.299
2018	Colton Pogue	.400
2017	Dallas Reed	.373
2016	Chase Kilgore	.343
2015	Christian Arnold	.422
2014	Nate Arnold	.347
2013	Brad Foss	.379
2012	Luke Bordewick	.342
2011	Ryan Reddick	.349
2010	Jeremy Graves	.380
2009	Taylor House	.348
2008	Taylor House	.407
2007	T.J. Franklin	.365
2006	John Brummett	.434
2005	Mickey Nichol	.459
2004	Brad Smith	.398
2003	Grant Polk	.375
2002	Tad Johnson	.418
2001	Tad Johnson	.362
2000	Justin Annin	.462
1999	Scott Schultz	.372
1998	Brad Shorter	.450
1997	Daniel Esposito	.460
1996	Jeremy Smith	.408
1995	Trent Babcock	.352
1994	Eric Miller	.409
1993	Eric Miller	.388
1992	Kraig Oertle	.321
1991	Denny Vilela	.279

## RUNS

2024	Dylan Choy-Foo	55
2023	Austin Warkins	59
2022	Garrett McGowan	53
2021	Garrett McGowan	44
2020	Hartman/Pittman	19
2019	Ty Herrenbruck	33
2018	Colton Pogue	64
2017	Dallas Reed	57
2016	Jacob Boylan	47
2015	Adrew Kreiling	56
2014	Brad Foss	31
2013	Ryan Ventura	54
2012	Chase Barnes	34
2011	Taylor Sibala	38
2010	Taylor Sibala	39
2009	Jason Murphy	36
2008	Taylor House	53
2007	Jeff Deao	48
2006	T.J. Prentice	63
2005	Nichol / Prentice	58
2004	Ryan Burke	63
2003	Mickey Nichol	54
2002	Adam Little	38
2001	Grant Krieger	49
2000	Aaron Willey	55
1999	Scott Schultz	51
1998	Tom Myers	72
1997	Daniel Esposito	65
1996	Daniel Esposito	46
1995	Trent Babcock	56
1994	Trent Babcock	55
1993	Rob Cicero	38
1992	Oertle / Lutz	23
1991	Phil Cook	29

## HITS

2024	Dylan Choy-Foo	75
2023	Brannan / Warkins	79
2022	Garrett McGowan	83
2021	Cruz Aranda	60
2020	Mason Hartman	25
2019	Achtermann / Oliver	50
2018	Colton Pogue	88
2017	Colton Pogue	79
2016	Andrew Vogelbaugh	67
2015	Adrew Kreiling	62
2014	Brad Foss	60
2013	Brad Foss	74
2012	Thomas / Barnes	51
2011	Taylor Sibala	60

2010	Taylor Sibala	63
2009	Taylor House	63
2008	Taylor House	70
2007	Jeff Deao	68
2006	T.J. Prentice	72
2005	Mickey Nichol	79
2004	Brad Smith	80
2003	Grant Polk	63
2002	Tad Johnson	69
2001	Tad Johnson	59
2000	Justin Annin	80
1999	Ryan Baker	62
1998	Brad Shorter	85
1997	Daniel Esposito	92
1996	Daniel Esposito	57
1995	Trent Babcock	62
1994	Eric Miller	70
1993	Rob Cicero	47
1992	Eric Miller	45
1991	Eric Miller	42

## DOUBLES

2024	Dylan Choy-Foo	18
2023	Austin Warkins	24
2022	Garrett McGowan	20
2021	Ryan Koval	11
2020	Ryan Koval	6
2019	Chaz Burgess	11
2018	Colton Pogue	19
2017	Colton Pogue	18
2016	Brett Macary	17
2015	Adrew Kreiling	15
2014	Brad Foss	15
2013	Tory Stoffregen	18
2012	Brad Foss	17
2011	Chase Barnes	10
2010	Rhett Rigby	12
2009	Austin Kirkwood	16
2008	AJ Loyd	11
2007	Franklin / Naccarato	14
2006	Brad Smith	22
2005	Mickey Nichol	17
2004	Ryan Burke	22
2003	Mickey Nichol	15
2002	Tad Johnson	14
2001	Johnson / A. Schultz	14
2000	Justin Annin	26
1999	Scott Schultz	17
1998	Ryan Morse	24
1997	Daniel Esposito	21
1996	John Cleland	14
1995	Matt Myers	17
1994	Eric Miller	18
1993	Rob Cicero	9
1992	Darin Lutz	9
1991	Denny Vilela	11

## TRIPLES

2024	Cade Clemons	6
2023	Cade Clemons	3
2022	Mason Hartman	5
2021	Ryan Koval	4
2020	Pinkett / Koval	2
2019	Tyler Pittman	3
2018	Hunter Clanin	3
2017	Clanin / Reed / Pogue	3
2016	Falcon / Vogelbaugh	2
2015	Adrew Kreiling	3
2014	Four Players	2
2013	Ventura / Stoffregen	5
2012	Bordewick / Ventura	2
2011	Taylor Sibala	5
2010	Sibala / Rigby / Zeller	2
2009	Taylor House	5
2008	Taylor House	3
2007	Jeff Deao	6
2006	T.J. Prentice	6
2005	T.J. Prentice	5
2004	Brian Ahlers	4
2003	Dan Walters	4
2002	Little / Polsak	3
2001	Andrew Schultz	3
2000	Grant Krieger	5
1999	Baker / A. Schultz / Weilert	2
1998	Rob Weilert	7
2019	Ryan Morse	6
2018	Chris Cochran	5
2017	Trent Babcock	6

1994	Babcock / Qualls	3
1993	Eric Miller	2
1992	David Qualls	3
1991	Greg Murray	3

## HOME RUNS

2024	Nixon Brannan	15
2023	Cade Clemons	18
2022	Garrett McGowan	18
2021	Garrett McGowan	15
2020	Ryan Koval	5
2019	Ty Herrenbruck	8
2018	Colton Pogue	10
2017	Andrew Vogelbaugh	14
2016	Andrew Vogelbaugh	15
2015	Adrew Vogelbaugh	9
2014	Kyle Dickens	6
2013	Ryan Bilovsky	11
2012	Barnes/Thomas	6
2011	Chase Barnes	6
2010	Jeremy Graves	9
2009	Rhett Rigby	8
2008	Brett Hothan	8
2007	K. Deao / Franklin	9
2006	John Brummett	13
2005	Mickey Nichol	14
2004	Ryan Burke	13
2003	Burke / Polk	7
2002	Grant Polk	8
2001	Grant Krieger	12
2000	Justin Annin	17
1999	Justin Annin	13
1998	Tom Myers	14
1997	Daniel Esposito	13
1996	Esposito / Segraives	4
1995	Trent Babcock	13
1994	Babcock / Cleland	5
1993	Cicero / Miller	6
1992	Lutz / Mantz	4
1991	Derrick McDown	5

## RUNS BATTED IN

2024	Dylan Choy-Foo	59
2023	Nixon Brannan	69
2022	Garrett McGowan	79
2021	Garrett McGowan	48
2020	Garvie / Koval	20
2019	John Oliver	44
2018	Josh Whisler	49
2017	Andrew Vogelbaugh	52
2016	Andrew Vogelbaugh	54
2015	Andrew Vogelbaugh	44
2014	Cody Ball	33
2013	Tory Stoffregen	46
2012	Evan Thomas	32
2011	Chase Barnes	36
2010	Jeremy Graves	37
2009	Taylor House	39
2008	Brett Hothan	41
2007	T.J. Franklin	49
2006	John Brummett	53
2005	Mickey Nichol	56
2004	Ryan Burke	72
2003	Grant Polk	53
2002	Tad Johnson	45
2001	Grant Krieger	52
2000	Justin Annin	72
1999	Justin Annin	54
1998	Brad Shorter	73
1997	Daniel Esposito	71
1996	John Cleland	40
1995	Trent Babcock	47
1994	Eric Miller	55
1993	Eric Miller	39
1992	Darin Lutz	25
1991	Kraig Oertle	26

## SLUGGING PCT.

2024	Nixon Brannan	.692
2023	Nixon Brannan	.723
2022	Garrett McGowan	.755
2021	Garrett McGowan	.605
2020	Ryan Koval	.583
2019	Chaz Burgess	.516
2018	Colton Pogue	.641
2017	Andrew Vogelbaugh	.618
2016	Andrew Vogelbaugh	.643



# PSU Records

## SINGLE GAME TEAM RECORDS

### RUNS SCORED

34	vs. Sioux Falls, 3/24/03	(34-15)
33	vs. Missouri S&T, 4/21/99	(33-1)
28	vs. Morningside, 3/26/98	(28-6)
27	vs. Bemidji State, 3/6/97	(27-2)
27	vs. Mount Marty, 3/10/04	(27-11)
26	vs. Minnesota-Morris, 3/27/97	(26-15)
25	vs. York, Neb., 3/18/94	(25-4)
25	vs. Southwest Baptist, 2/18/24	(25-3)
24	vs. Missouri S&T, 3/28/97	(24-6)
24	vs. Morningside, 3/8/04	(24-14)
24	vs. Northwest Missouri, 4/14/06	(24-14)
23	vs. Southwest Baptist, 3/23/96	(23-4)
23	vs. Lincoln, 3/23/97	(23-6)
23	vs. Northwest Missouri, 3/26/97	(23-7)
23	vs. Southwest Baptist, 4/18/97	(23-8)
23	vs. Truman, 3/22/09	(23-20)
23	vs. Emporia State, 3/16/12	(23-10)
23	vs. Rogers State, 4/10/22	(23-3)
23	vs. Sioux Falls, 2/17/23	(23-2)

### RUNS BATTED IN

33	vs. Missouri S&T, 4/21/99	(33-1)
33	vs. Sioux Falls, 3/24/03	(34-15)
28	vs. Morningside, 3/26/98	(28-6)
27	vs. Bemidji State, 3/6/97	(27-2)
25	vs. York, Neb., 3/18/94	(25-4)
25	vs. Minnesota-Morris, 3/27/97	(26-15)
24	vs. Southwest Baptist, 2/18/24	(25-3)
23	vs. Northwest Missouri, 4/14/06	(24-14)
23	vs. Emporia State, 3/16/12	(23-10)
23	vs. Rogers State, 4/10/22	(23-6)
22	vs. Lincoln, 3/23/97	(23-6)
22	vs. Missouri S&T, 3/28/97	(24-6)
22	vs. Truman, 4/9/00	(23-6)
22	vs. Grand Valley State, 3/4/03	(22-25)
22	vs. Morningside, 3/8/04	(24-14)
22	vs. Northern State, 3/12/05	(22-7)
22	vs. Truman, 3/22/09	(23-20)
22	vs. Sioux Falls, 2/17/23	(23-2)

### HITS

30	vs. Sioux Falls, 3/24/03	(34-15)
30	vs. Missouri S&T, 4/21/99	(33-1)
25	vs. Missouri S&T, 3/28/97	(24-6)
25	vs. Morningside, 3/26/98	(28-6)
25	vs. Washburn, 4/14/98	(19-10)
25	vs. Truman, 3/22/09	(23-20)
24	vs. Lincoln, 3/23/97	(23-6)
24	vs. Minnesota-Morris, 3/27/97	(26-15)
24	vs. Southwest Baptist, 4/18/97	(23-8)
24	vs. Southwest Baptist, 2/18/24	(25-3)
23	vs. Southwest Baptist, 3/23/96	(23-4)
23	vs. Upper Iowa, 3/6/06	(19-18)

### DOUBLES

10	vs. Sioux Falls, 3/24/03	(34-15)
8	vs. Morningside, 3/15/00	(20-8)
8	vs. Missouri Southern, 4/18/05	(23-12)
8	vs. SW Minnesota State, 3/4/07	(16-12)
8	vs. Northeastern State, 2/17/09	(16-14)
8	vs. Washburn, 3/30/18	(17-12)
8	vs. Missouri Southern, 2/26/23	(14-19)
8	vs. Southwest Baptist, 2/18/24	(25-3)
7	vs. Missouri S&T, 3/23/91	(13-5)
7	vs. Bemidji State, 3/6/97	(17-5)
7	vs. Missouri Western, 3/22/98	(20-1)
7	vs. Missouri Southern, 4/11/98	(18-9)
7	vs. Washburn, 4/14/98	(19-10)
7	vs. Truman State, 4/8/00	(17-4)
7	vs. Southwest Baptist, 4/18/00	(15-14)
7	vs. Washburn, 5/2/03	(18-4)
7	vs. Mount Marty, 3/10/04	(27-11)
7	vs. Northwest Missouri, 4/16/05	(19-8)
7	vs. Nebraska-Kearney, 3/20/15	(19-8)
7	vs. Northwest Missouri, 3/2/24	(10-0)

### TRIPLES

5	vs. Truman, 3/22/09	(23-20)
3	vs. Lincoln, 4/2/95	(17-10)
3	vs. Northwest Missouri, 4/6/95	(5-4)
3	vs. Northwest Missouri, 4/6/95	(12-8)

3	vs. Wayne State, Neb., 2/18/96	(9-1)
3	vs. Bemidji State, 3/6/97	(17-5)
3	vs. Lincoln, 3/23/97	(23-6)
3	vs. Bemidji State, 3/3/98	(9-0)
3	vs. Dakota Wesleyan, 3/4/98	(17-5)
3	vs. Southwest Baptist, 4/17/98	(14-2)
3	vs. Northwest Missouri, 4/15/00	(9-4)
3	vs. Southwest Baptist, 4/17/01	(10-2)
3	vs. Southwest Baptist, 4/19/05	(6-8)
3	vs. Missouri S&T, 5/3/05	(15-7)
3	vs. Southwest Baptist, 4/18/06	(16-18)
3	vs. Sioux Falls 2/12/17	(14-8)

### HOME RUNS

9	vs. Truman, 3/22/09	(23-20)
8	vs. Minnesota-Morris, 3/26/98	(20-5)
7	vs. Bemidji State, 3/6/97	(27-2)
7	vs. Minnesota-Morris, 3/27/97	(26-15)
7	vs. Missouri S&T, 3/28/97	(24-6)
7	vs. Missouri S&T, 4/21/99	(33-1)
7	vs. Truman, 4/9/00	(23-6)
7	at Washburn, 2/25/24	(9-10)

(Game scores in parenthesis)

## SINGLE GAME INDIVIDUAL RECORDS

### FIVE OR MORE HITS

6	Greg Segraves, vs. Southwest Baptist, 3/23/96
6	Colton Pogue, vs. Emporia State, 2/26/17
5	Eric Miller, vs. Missouri Western, 3/16/93
5	Chris Cochran, vs. Missouri-St. Louis, 4/14/96
5	Daniel Esposito, vs. Bemidji State, 3/6/97
5	Daniel Esposito, vs. Minnesota-Morris, 3/27/97
5	Andrew Schultz, vs. Missouri S&T, 4/21/99
5	Austin Kinsey, vs. Missouri S&T, 4/21/99
5	Justin Annin, vs. Missouri Western, 4/30/00
5	Brad Smith, vs. Morningside, 3/8/04
5	Jason Murphy, vs. Emporia State, 4/8/09
5	Evan Thomas, vs. Maryville, 2/16/13
5	Christian Arnold, vs. Emporia State, 4/24/15
5	Colton Pogue, vs. CSU-Pueblo, 2/8/18
5	Jordan Maxson, at Missouri Southern, 2/27/22
5	Karson Coffee, vs. Southwest Baptist, 2/18/24

### FIVE OR MORE RUNS SCORED

5	Matt Kraus, vs. Lincoln, 4/2, 1995
5	Daniel Esposito, vs. Minnesota-Morris, 3/27/97
5	Rob Weilert, vs. Missouri Southern, 4/11/98
5	Rob Weilert, vs. Lincoln, 4/25/98
5	Austin Kinsey, vs. Missouri S&T, 4/21/99
5	Grant Krieger, vs. Emporia State, 4/21/01
5	Brian Ahlers, vs. Sioux Falls, 3/24/03
5	Mickey Nichol, vs. Southwest Baptist, 4/29/03

### SEVEN OR MORE RUNS BATTED IN

9	Jordan Maxson, vs. Missouri Southern, 3/8/22
8	Tom Myers, vs. Northwest Missouri, 3/26/97
8	Daniel Esposito, vs. Missouri S&T, 3/28/97
8	Grant Polk, vs. Grand Valley State, 3/4/03
8	Andrew Vogelbaugh, vs. Rogers State, 3/8/17
8	Brett Daley, vs. Missouri Southern, 2/25/23
8	Karson Coffee, vs. Southwest Baptist, 2/18/24
7	Rob Cicero, vs. Missouri Southern, 4/10/93
7	Tom Myers, vs. Missouri Southern, 4/11/98
7	Rob Weilert, vs. Truman, 3/27/99
7	Austin Kinsey, vs. Missouri S&T, 4/21/99
7	Tad Johnson, vs. Huron, 3/14/02
7	Mickey Nichol, vs. Grand View, 3/4/05
7	Mickey Nichol, vs. Northern State, 3/12/05
7	Cody White, vs. Fort Hays State, 2/26/18

### TWO OR MORE HOME RUNS

4	Rhett Rigby, vs. Truman, 3/22/09
3	Trent Babcock, vs. Missouri S&T, 4/8/95
3	Daniel Esposito, vs. Minnesota-Morris, 3/27/97
3	Andrew Vogelbaugh, vs. Minn. Duluth, 2/20/16
3	Jordan Maxson, vs. Missouri Southern, 3/13/22
3	Jordan Maxson, vs. Northwest Missouri, 5/8/22
3	Trey McClelland, vs. Missouri Southern, 2/26/23
2	Derrick McDown, vs. Missouri S&T, 3/23/91
2	Brian Keeney, vs. Truman, 3/8/93
2	Rob Cicero, vs. Northern State, 3/12/93
2	Trent Babcock, vs. Lincoln, 4/2/95

# PSU Records

Daniel Esposito, vs. Lincoln, 3/30/96  
 Tom Myers, vs. Missouri Southern, 4/21/96  
 Matt Kraus, vs. Wayne State, Neb., 2/17/97  
 Matt Kraus, vs. Wayne State, Neb., 2/17/97  
 Daniel Esposito, vs. Bemidji State, 3/6/97  
 Chris Cochran, vs. Missouri S&T, 3/28, 1997  
 Daniel Esposito, vs. Southwest Baptist, 4/18/97  
 Rob Weilert, vs. Minnesota-Morris, 3/26/98  
 Scott Schultz, vs. Minnesota-Morris, 3/26/98  
 Scott Schultz, vs. Morningside, 3/26/98  
 Tom Myers, vs. Truman, 4/1/98  
 Tom Myers, vs. Mo. Southern, 4/11/98  
 Tom Myers, vs. Lincoln, 4/26/98  
 Scott Schultz, vs. Ottawa, 3/10/99  
 Rob Weilert, vs. Bemidji State, 3/15/99  
 Scott Schultz, vs. West Texas A&M, 3/18/99  
 Rob Weilert, vs. Truman, 3/27/99  
 Steve Smith, vs. Truman, 3/27/99  
 Andrew Schultz, vs. Missouri Southern, 3/31/99  
 Austin Kinsey, vs. Missouri S&T, 4/21/99  
 Austin Kinsey, vs. Rockhurst, 2/22/00  
 Justin Annin, vs. Missouri Southern, 4/5/00  
 Andrew Schultz, vs. Truman, 4/9/00  
 Justin Annin, vs. Southwest Baptist, 4/18/00  
 Justin Annin, vs. Missouri Western, 4/30/00  
 Grant Krieger, vs. Central Missouri, 4/1/01  
 Grant Krieger, vs. Missouri S&T, 4/11/01  
 Josh Ghrum, vs. Emporia State, 4/21/01  
 Ryan Burke, vs. Lincoln, 3/14/02  
 Grant Polk, vs. Southwest Baptist, 4/16/02  
 Adam Little, vs. Southwest Baptist, 4/16/02  
 Ryan Burke, vs. Southwest Baptist, 4/16/02  
 Ryan Bevins, vs. Washburn, 5/5/02  
 Ryan Burke, vs. Sioux Falls, 3/24/03  
 Brian Ahlers, vs. NW Missouri, 4/10/04  
 Ryan Burke, vs. Missouri S&T, 4/28/04  
 Robbie Oldaker, vs. St. Edwards, 2/14/05  
 Mickey Nichol, vs. Northern State, 3/12/05  
 Mickey Nichol, vs. Bemidji State, 3/16/05  
 T.J. Prentice, vs. Bemidji State, 3/16/05  
 T.J. Prentice, vs. Grand Valley State, 3/10/06  
 John Brummett, vs. Truman, 4/18/06  
 Kevin Deao, vs. Truman, 3/16/07  
 Kevin Deao, vs. Northwest Missouri, 4/20/07  
 T.J. Franklin, vs. Upper Iowa, 3/14/07  
 T.J. Franklin, vs. Truman, 3/16/07  
 Kevin Deao, vs. SW Minnesota State, 3/4/07  
 Taylor House, vs. Upper Iowa, 3/12/08  
 Rhett Rigby, vs. Fort Hays State, 5/5/10  
 Luke Zeller, vs. Emporia State, 5/9/10  
 Chase Barnes, vs. Emporia State, 5/10/10  
 Jeremy Graves, vs. Drury, 5/28/10  
 Chase Barnes, vs. Drury, 5/28/10  
 Ryan Bilovesky, vs. Maryville, 2/17/13  
 Ryan Bilovesky, vs. Nebraska-Kearney, 3/3/13  
 Kyle Dickens, vs. Fort Hays State, 2/23/14  
 Andrew Kreiling, vs. Southwest Baptist, 4/4/15  
 Andrew Vogelbaugh, vs. Central Okla., 4/16/15  
 Christian Arnold, vs. Emporia State, 2/27/16  
 Colton Pogue, vs. Emporia State, 2/26/17  
 Dallas Reed, vs. Central Oklahoma, 2/24/17  
 Ethan Schlesener, vs. Southwest Baptist, 4/23/17  
 Andrew Vogelbaugh, vs. Rogers State, 3/8/17  
 Andrew Vogelbaugh, vs. Neb.-Kearney, 4/14/17  
 Hunter Clanin, vs. Fort Hays State, 5/2/17  
 Cody White, vs. Fort Hays State, 2/26/218  
 Colton Pogue, vs. Central Missouri, 3/17/18  
 Joven Afenir, vs. Nebraska-Kearney, 4/29/18  
 Garrett McGowan, vs. Missouri Western, 2/22/21  
 Garrett McGowan, vs. NW Missouri, 2/23/21  
 Kaden Fowler, vs. Northwest Missouri, 3/13/22  
 Garrett McGowan, at Northeastern State, 3/19/22  
 Conner Van Cleave, at Northeastern St., 3/20/22  
 Caleb Carr, vs. Emporia State, 3/29/22  
 Jordan Maxon, vs. Central Oklahoma, 4/2/22  
 Cruz Aranda, vs. Central Oklahoma, 4/3/22  
 Brett Daley, at Emporia State, 4/12/22  
 Austin Bonnel, vs. Missouri S&T, 4/27/22  
 Braeden Hinton, vs. Missouri Southern, 5/7/22  
 Nixon Brannan, vs. Regis, 2/10/23  
 Karson Coffee, vs. Missouri Southern, 2/25/23  
 Nixon Brannan, at Missouri Western, 3/4/23  
 Nixon Brannan, at Missouri Western, 3/6/23  
 Cade Clemons, vs. Northeastern State, 3/19/23  
 Cade Clemons, at Central Oklahoma, 4/2/23  
 Karson Coffee, vs. Newman, 4/21/23  
 Karson Coffee, vs. Central Oklahoma, 5/5/23  
 Dylan Choy-Foo, vs. East Central, 2/2/24  
 Karson Coffee, vs. Southwest Baptist, 2/18/24  
 Cade Clemons, vs. Southwest Baptist, 2/18/24

2 Nixon Brannan, vs. Central Oklahoma, 3/24/24  
 2 Josh Holmes, vs. Fort Hays State, 4/27/24

## TWELVE OR MORE TOTAL BASES

16 Rhett Rigby, vs. Truman, 3/22/09  
 15 Daniel Esposito, vs. Minnesota-Morris, 3/27/97  
 14 Colton Pogue, vs. Emporia State, 2/26/17  
 14 Jordan Maxson, vs. Missouri Southern, 5/8/22  
 13 Rhett Rigby, vs. Fort Hays State, 5/5/10  
 13 Chase Barnes, vs. Drury, 5/28/10  
 12 Trent Babcock, vs. Missouri S&T, 4/8/95  
 12 Austin Kinsey, vs. Missouri S&T, 4/21/99  
 12 Austin Kinsey, vs. Rockhurst, 2/22/00  
 12 Taylor House, vs. Truman, 3/22/09  
 12 Andrew Vogelbaugh, vs. Minn. Duluth, 2/20/16  
 12 Garrett McGowan, vs. NW Missouri, 2/23/21

## THREE OR MORE STOLEN BASES

4 Andrew Schultz, vs. Lincoln, 3/10/01  
 3 David Qualls, vs. Missouri S&T, 3/23/91  
 3 Rob Cicero, vs. Cameron, 2/13/93  
 3 Rob Cicero, vs. Truman, 3/8/93  
 3 Rob Cicero, vs. Southwest Baptist, 3/27/96  
 3 David Qualls, vs. Friends, 3/3/94  
 3 David Qualls, vs. Friends, 3/3/94  
 3 Trent Babcock, vs. Missouri S&T, 4/16/94  
 3 Marlon Burroughs, vs. Truman, 4/1/97  
 3 Rob Weilert, vs. Southwest Baptist, 4/18/98  
 3 Rob Weilert, vs. Northeastern State, 2/27/99  
 3 Rob Weilert, vs. Missouri Southern, 3/31/99  
 3 Rob Weilert, vs. Truman, 5/1/99  
 3 Rob Weilert, vs. Washburn, 5/8/99  
 3 Steve Smith, vs. Northern State, 3/7/00  
 3 Aaron Willey, vs. Cameron, 2/3, 2001  
 3 Grant Krieger, vs. Midland Lutheran, 3/20/01  
 3 Andrew Schultz, vs. Mid. Lutheran, 3/20/01  
 3 Grant Krieger, vs. Sioux Falls, 3/23/01  
 3 Andrew Schultz, vs. Sioux Falls, 3/23/01  
 3 Adam Little, vs. Southwest Baptist, 3/29/02  
 3 Tad Johnson, vs. Missouri Southern, 5/10/02  
 3 Dan Walters, vs. Findlay, 3/5/04  
 3 Tory Stoffregen, vs. Central Oklahoma, 3/26/13  
 3 Brevon Lee, vs. Sioux Falls, 2/19/23

## THREE OR MORE EXTRA BASES HIT

4 D. Esposito, vs. Bemidji State, 3/6/97 (2B,2B,3B,3B)  
 4 D. Esposito, vs. Minn.-Morris, 3/27/97 (2B,HR,HR,HR)  
 4 A. Kinsey, vs. Rockhurst, 2/22/00 (2B,2B,HR,HR)  
 4 T. House, vs. Truman, 3/22/09 (2B,3B,3B,HR)  
 4 R. Rigby, vs. Truman, 3/22/09 (HR,HR,HR,HR)  
 4 J. Maxson, vs. Mo. Southern, 5/8/22 (2B,HR,HR,HR)  
 3 D. Vilela, vs. Missouri S&T, 3/23/91 (2B,2B,HR)  
 3 R. Cicero, vs. Northern State, 3/12/93 (2B,HR,HR)  
 3 T. Babcock, vs. Mo. Southern, 3/18/95 (2B,3B,HR)  
 3 M. Myers, vs. SW Baptist, 3/24/95 (2B,2B,HR)  
 3 M. Myers, vs. Central Missouri, 3/28/95 (2B,2B,HR)  
 3 T. Babcock, vs. Missouri S&T, 4/8/95 (HR,HR,HR,HR)  
 3 J. Cleland, vs. Lincoln, March 30, 1996 (2B,2B,HR)  
 3 R. Morse, vs. Washburn, March 4, 1997 (2B,2B,2B)  
 3 D. Esposito, vs. Bemidji State, 3/6, 1997 (2B,HR,HR)  
 3 B. Shorter, vs. Lincoln, 3/23/97 (2B,3B,HR)  
 3 T. Myers, vs. NW Missouri, 3/26/97 (3B,3B,HR)  
 3 C. Cochran, vs. Missouri S&T, 3/28/97 (2B,HR,HR)  
 3 N. Hutchison, vs. Bemidji State, 3/3/98 (2B,2B,2B)  
 3 G. Krieger, vs. Minn.-Morris, 3/26/98 (2B,3B,HR)  
 3 T. Myers, vs. Mo. Southern, 4/11/98 (2B,HR,HR)  
 3 T. Myers, vs. Lincoln, 4/25, 1998 (2B,2B,2B)  
 3 A. Schultz, vs. Missouri S&T, 4/21, 1999 \* (2B,3B,HR)  
 3 A. Kinsey, vs. Missouri S&T, 4/21, 1999 (2B,HR,HR)  
 3 A. Kinsey, vs. N'eastern State, 2/27/00 (2B,2B,HR)  
 3 J. Annin, vs. So. Dakota State, 3/17/00 (2B,2B,HR)  
 3 J. Annin, vs. SW Baptist, 4/18/00 (2B,2B,HR)  
 3 A. Willey, vs. Mo. Western, 4/29/00 (2B,3B,HR)  
 3 J. Annin, vs. Mo. Western, 4/30/00 (2B,HR,HR)  
 3 T. Johnson, vs. Grand View, 3/11/01 (2B,2B,2B)  
 3 R. Burke, vs. Lincoln, 4/14/02 (3B,HR,HR)  
 3 A. Little, vs. SW Baptist, 4/16/02 (2B,HR,HR)  
 3 A. Little, vs. Emporia State, 4/21/02 (2B,2B,HR)  
 3 B. Ahlers, vs. Panhandle State, 2/22/03 (2B,2B,3B)  
 3 R. Burke, vs. Bemidji State, 3/21/03 (2B,2B,HR)  
 3 C. Polsak, vs. Sioux Falls, 3/24/03 (2B,2B,HR)  
 3 R. Burke, vs. Emporia State, 4/18/04 (2B,2B,HR)  
 3 B. Smith, vs. Morningside, 3/8/06 (2B,2B,2B)  
 3 K. Deao, vs. SW Minn. State, 3/4/07 (2B,HR,HR)  
 3 B. Hothan, vs. SW Minn. State, 3/1/08 (2B,2B,HR)  
 3 J. Northern, vs. SW Minn. State, 3/1/08 (2B,2B,3B)  
 3 T. House, vs. Upper Iowa, 3/12/08 (3B,HR,HR)

# PSU Records

3	J. Murphy, vs. Truman, 3/22/09	(2B,3B,HR)
3	J. Murphy, vs. Emporia State, 4/8/09	(2B,2B,HR)
3	L. Zeller, vs. Southwest Baptist, 3/14/10	(2B,2B,2B)
3	R. Rigby, vs. Fort Hays State, 4/5/10	(2B,HR,HR)
3	R. Reddick, vs. NW Missouri, 4/21/12	(2B,2B,HR)
3	A. Vogelbaugh, vs. Minn. Duluth, 2/20/16	(HR,HR,HR)
3	G. Pinkett, vs. Emporia State, 5/7/21	(2B,2B,2B)
3	J. Macson, vs. Northwest Mo., 3/13/22	(HR,HR,HR)
3	C. Van Cleave, at Northeastern St., 3/19/22	(2B, 2B, HR)
3	N. Brannan, vs. Regis, 2/11/23	(2B, HR, HR)
3	B. Daley, vs. Missouri Southern, 2/26/23	(2B, 2B, HR)
3	K. Coffee, vs. Missouri Southern, 2/26/23	(2B, 2B, 2B)
3	T. McClelland, vs. Mo. Southern, 2/26/23	(HR, HR, HR)
3	C. Clemons, at Missouri Western, 3/6/23	(2B, 2B, HR)
3	N. Brannan, vs. Northeastern St., 3/19/23	(2B, 2B, HR)
3	K. Coffee, vs. Emporia State, 4/11/23	(2B, 2B, HR)
3	K. Coffee, vs. Central Okla., 5/5/23	(2B, HR, HR)
3	A. Warkins, vs. Central Okla., 5/7/23	(2B, 2B, HR)
3	D. Choy-Foo, vs. East Central, 2/2/24	(2B, HR, HR)
3	D. Choy-Foo, vs. Northwest Mo., 3/2/24	(2B, 2B, HR)
3	N. Brannan at Emporia State, 3/12/24	(2B, HR, HR)
3	N. Brannan vs. Emporia State, 3/26/24	(2B, 2B, HR)

## CONSECUTIVE GAME HITTING STREAK

22	Nixon Brannan, 3/14/23 - 4/21/23
21	Justin Annin, 4/2/00 - 5/7, 2000
18	Brad Shorter, 4/11/98 - 5/15/98
18	T.J. Prentice, 4/15/05 - 5/7/05
18	Ryan Reddick, 2/23/11 - 3/22/11
17	Trent Babcock, 3/28/95 - 4/15/95
17	Austin Kirkwood, 2/7/09 - 3/13/09
16	Brett Hothan, 4/20/07 - 5/6/07
16	Colton Pogue, 3/1/17-3/26/17
15	Ryan Morse, 4/12/97 - 5/16/97
15	Taylor Sibala, 2/23/11 - 3/19/11
15	Garrett McGowan, 4/5/22 - 4/30/22
14	T.J. Prentice, 3/5/05 - 3/26/05
14	T.J. Prentice, 4/2/06 - 4/21/06
14	Taylor House, 3/28/08 - 4/16/08
14	Dallas Reed, 2/11/17-3/5/17
14	Andrew Vogelbaugh, 4/2/17-5/2/17
14	Mason Harman, 3/7/22 - 3/27/22
14	Blake Mozley, 4/6/24 - 5/2/24
13	Eric Miller, 3/12/93 - 4/3/93
13	Brad Shorter, 3/24/98 - 4/8/98
13	Rob Weilert, 3/25/98 - 4/11/98
13	Rob Weilert, 4/14/98 - 2/9/99
13	Dan Walters, 4/22/02 - 5/10/02
13	Christian Arnold, 4/22/02 - 5/10/02
13	Andrew Vogelbaugh, 2/12/17-3/8/17
13	Austin Warkins, 3/23/24 - 4/13/24

## CONSECUTIVE AT BATS WITH A HIT

11 Ryan Baker, 4/11/98 - 4/14/98  
(NCAA D-II Record)

## HIT FOR THE CYCLE

Andrew Schultz, vs. Missouri S&T, 4/21/99  
1B (1 inn.), 3B (3 inn.), HR (3 inn.), 2B (6 inn.)

## TEN OR MORE STRIKEOUTS

16	Paul Panduro, at Newman, 4/22/22
15	Matt Stalcup, vs. Central Oklahoma, 3/26/13
15	Matt Stalcup, vs. Lincoln, 4/13/13
13	Travis Shaffer, vs. Lincoln, 4/5/1992
13	Brett Parsons, vs. Emporia State, 4/22/02
13	G. Brandecker, vs. Missouri Southern, 4/13/16
13	Matt Stalcup, vs. Emporia State, 3/20/13
12	Kyle Bailey, vs. Newman, 3/5/91
12	Travis Shaffer, vs. Washburn, 3/7/92
12	Denny Ferraro, vs. Central Oklahoma, 4/20/93
12	Brett Parsons, vs. SIU-Edwardsville, 2/16/02
12	Brett Parsons, vs. Wisconsin-Stout, 3/17/02
12	Brett Parsons, vs. Missouri Western, 4/28/02
12	Tim Brown, vs. Upper Iowa, 3/13/09
12	Matt Stalcup, vs. Sioux Falls, 2/27/12
12	G. Brandecker, vs. Lindenwood, 5/12/16
12	Zac Shoemaker, vs. Northeastern State, 3/17/23
11	Jeff Crough, vs. Lincoln, 4/4/92
11	Chuck Stanley, vs. Friends, 2/23/91
11	Travis Shaffer, vs. Missouri S&T, 3/23/91
11	Chuck Stanley, vs. Southeast Missouri, 4/6/91
11	Kyle Bailey, vs. Cameron, 2/14/93
11	George Brandecker, vs. Emporia State, 4/16/13
11	Tyler Thompson, vs. Nebraska-Kearney, 4/17/14

11	Cody Whiting, vs. Minot State, 2/16/18
10	Chuck Stanley, vs. Washburn, 3/10/91
10	Travis Shaffer, vs. Central Missouri, 4/23/91
10	Kyle Bailey, vs. Lincoln, 4/3/93
10	Josh Weems, vs. Lincoln, 4/25/98
10	Josh Weems, vs. Bemidji State, 3/15/99
10	Keith Matlock, vs. Rockhurst, 5/14/99
10	Clint Kinsey, vs. Truman, 4/8/00
10	Travis Burchett, vs. Emporia State, 4/21/00
10	Aron Long, vs. Missouri Western, 4/29/00
10	Brett Parsons, vs. Emporia State, 4/21/01
10	Chris Klick, vs. Missouri Southern, 3/28/05
10	Brandon Boyer, vs. Southwest Baptist, 4/18/08
10	Ryan Sorell, vs. Truman, 4/22/11
10	Alex Schell, at Washburn, 5/7/11
10	Matt Stalcup, vs. Lincoln, 3/3/12
10	Tyler Thompson, vs. Northeastern State, 3/14/14
10	Cody Whiting, vs. Central Missouri, 3/3/17
10	Nick Brown, vs. Nebraska-Kearney, 4/14/17
10	Cody Whiting, vs. Fort Hays State, 5/1/17
10	Zac Shoemaker, vs. Sioux Falls, 2/17/23
10	Zac Shoemaker, at Fort Hays State, 3/23/23
10	Zac Shoemaker, vs. Central Missouri, 4/14/23

## SHUTOUTS (LOW HIT)

0	Jeff Lohse (6.1 IP), Tony Gray (0.2 IP) vs. Wayne State, Neb., 2/17/96 (2-0)
0	Jeff Lohse (7.0 IP), vs. Lincoln, 3/30/96 (15-0)
0	Paul Panduro (9.0 IP), at Newman, 4/22/22 (9-0)
1	Denny Ferraro (9.0 IP) vs. Missouri S&T, 4/16/94 (11-0)
1	Josh Weems (6.0 IP), Levi Shaffer (1.0 IP) vs. Bemidji State, 3/15/99 (10-0)
1	Chris Shorter (7.0 IP) vs. Minn.-Morris, 3/22/99 (8-0)
1	George Brandecker (7.0 IP) vs. Missouri Southern, 4/24/13 (5-0)
1	Chris Klick (7.0 IP), vs. Missouri S&T, 3/17/04
2	Chuck Stanley (7.0 IP), vs. Washburn, 3/10/91 (6-0)
2	Kyle Bailey (9.0 IP), vs. Cameron, 2/14/93 (3-0)
2	Daryl Cronk (9.0 IP), vs. NW Mo., 4/25/97 (6-0)
2	Ryan Berry (7.0 IP), vs. Bemidji St., 3/3/98 (9-0)
2	K. Matlock (5.0 IP), E. Bernhardt (1.0 IP), L. Shaffer (1.0 IP), vs. Henderson State, 3/20/00 (10-0)
2	Brett Parsons (7.0 IP), vs. Cameron, 2/9/02 (5-0)
2	Bryson Clark (7.0 IP), vs. SBU, 4/16/07 (4-0)
2	Cort Lesmeister (7.0 IP), vs. Washburn, 3/22/16/
(4-0)	
2	Brady Pacha (5.0 IP), Cadyn Castellanos (1.0 IP), Landon Reith (1.0 IP), vs. Southwest Baptist, 2/18/24 (15-0)
2	Brady Pacha (6.0 IP), Alex Kafka (1.0 IP), Chase Terrell (1.0 IP), Parker Tennill (1.0 IP), at Newman, 4/21/24 (9-0)
3	Tommy Chapo (7.0 IP), vs. Washburn, 3/11/91 (4-0)
3	Todd Veeman (7.0 IP), vs. Mo. Western, 3/12/94 (2-0)
3	Travis Burchett (7.0 IP), vs. Mo. S&T, 3/21/01 (3-0)
3	Paul Sweeney (7.0 IP), vs. SBU, 3/29/02 (9-0)
3	C. Klick (4.0 IP), D. Shepard (2.0 IP), D. Gudex (1.0 IP), vs. Northwestern (Iowa), 3/1/04 (16-0)
3	Chris Klick (7.0 IP), vs. Northern State, 3/12/04 (13-0)
3	Chris Reddout (7.0 IP), vs. MSSU, 3/21/04 (5-0)
3	Bryson Clark (8.0 IP), vs. Truman, 3/16/07 (11-0)
3	Tim Brown (7.0 IP), vs. Truman, 3/22/08 (2-0)
3	J. Moore (5.0 IP), G. Brandecker (2.0 IP), vs. Bacon, 4/17/12 (2-0)
3	Cody Wren (7.0 IP), vs. Lincoln, 4/13/13 (10-0)
3	George Brandecker (7.0 IP), vs. ESU, 3/16/13 (5-0)
3	Tyler Thompson (7.0 IP), vs. Northeastern St., 3/14/14 (4-0)
3	Ben Des Rosiers (6.0 IP), Maverick Hanna (1.0 IP), vs. Northeastern State, 3/19/23 (12-0)
4	Aron Long (7.0 IP), vs. Huron, 3/10/00 (3-0)
4	B. Clark (4.0 IP), J. Garrison (1.0 IP), M. Brown (1.0 IP), R. Ulrich (1.0 IP), vs. Bemidji State, 3/16/05 (16-0)
4	Ryan Sorell (7.0 IP), vs. MSSU, 3/16/11 (16-0)
4	E. Hansen (5.0 IP), G. Brandecker (2.0 IP), M. Stalcup (2.0 IP), vs. Missouri Southern, 4/10/12 (2-0)
4	Tanner Leslie (7.0 IP) at Rogers State, 3/9/24, (12-0)

# PSU Records

- 5 **C. Shorter** (4.0 IP), **R. Berry** (4.0 IP), **S. Schultz** (1.0 IP), vs. West Texas A&M, 3/18/99 (11-0)
- 5 **Brett Parsons** (5.0 IP), **Levi Shaffer** (2.0 IP), vs. Missouri S&T, 3/22/00 (10-0)
- 5 **Travis Burchett** (9.0 IP), **Brad Stroud** (2.0 IP), vs. Missouri Southern, 4/3/02 (2-0)
- 5 **Brad Stroud** (9.0 IP), vs. Washburn, 5/2/04 (7-0)
- 5 **Tim Brown** (7.0 IP), vs. Washburn, 4/5/08 (7-0)
- 5 **Trent Kavanagh** (6.0 IP), **Anthony Powell** (3.0 IP), vs. Truman, 3/20/09 (5-0)
- 5 **J. Stevenson** (5.0 IP), **J. Moore** (1.0 IP), **C. Gress** (1.0 IP), vs. Sioux Falls, 2/27/12 (3-0)
- 5 **Brady Pacha** (2.0 IP), **Cadyn Castellanos** (4.0 IP), **Paul Panduro** (1.0 IP) at Rogers State, 3/11/24 (11-0)
- 7 **Dustin Ulrich** (9.0 IP), vs. Lincoln, 3/4/12 (4-0)

# PSU Records

## Team Records

### MISCELLANEOUS

**Most Games Played:** 58, 2002  
**Most Wins:** 39, 1997 & 2002  
**Fewest Wins:** 15, 1991, 1993, 2009 & 2010  
**Most Losses:** 38, 2009  
**Fewest Losses:** 16, 1998, 2021  
**Best Overall Winning Pct.:** .720, 1999 (36-14)  
**Best Overall Winning Pct.:** .283, 2009 (15-38)  
**Best MIAA Winning Pct.:** .772, 1998 (17-5)  
**Worst MIAA Winning Pct.:** .237, 2016 (9-29)  
**Most Consecutive Wins:** 12, 3/7/99 - 3/21/99;  
 2/23/02 - 3/17/02  
**Most Consecutive Losses:** 12, 3/28/09 - 4/10/09

### PITCHING

**Most Innings Pitched:** 452.1, 2023 (53 games)  
**Most Strikeouts:** 466, 2023 (53 games)  
**Most Saves:** 14, 2006 (52 games) & 2023 (53 games)  
**Most Shutouts:** 7, 2024 (52 games)  
**Lowest Earned Run Avg.:** 4.73, 1999 (201 in 382.3 IP)  
**Highest Earned Run Avg.:** 8.23, 2016 (360 in 393.7 IP)  
**Most Complete Games:** 27, 2002 (58 games)  
**Most Hits Allowed:** 560, 2004 (57 games)  
**Fewest Hits Allowed:** 309, 1993 (33 games)  
**Most Runs Allowed:** 451, 2016 (48 games)  
**Fewest Runs Allowed:** 264, 1992 (43 games)

### BATTING

**Most At Bats:** 1,836, 2023 (53 games)  
**Most Hits:** 668, 1997 (57 games)  
**Fewest Hits:** 291, 1991 (47 games)  
**Most Runs:** 526, 1997 (57 games)  
**Fewest Runs:** 180, 1991 (47 games)  
**Most Doubles:** 144, 2023 (53 games)  
**Most Triples:** 29, 1998 (52 games)  
**Most Home Runs:** 96, 2022 (52 games)  
**Most Runs Batted In:** 461, 1997 (57 games)  
**Highest Batting Avg.:** .364, 1997 (668-1,835)  
**Lowest Batting Avg.:** .227, 1991 (291-1,282)  
**Most Total Bases:** 1,035, 1997 (57 games)  
**Highest Slugging Pct.:** .586, 1998 (52 games)  
**Most Stolen Bases:** 88, 1994 (50 games)  
**Most Bases on Balls:** 277, 2023 (53 games)

### FIELDING

**Most Putouts:** 1,357, 2023 (53 games)  
**Most Assists:** 545, 2002 (58 games)  
**Most Errors:** 126, 1997 (57 games)  
**Fewest Errors:** 38, 2024 (52 games)  
**Highest Fielding Pct.:** .979, 2024 (52 games)  
**Lowest Fielding Pct.:** .931, 2009 (53 games)

## Individual Records

### CAREER BATTING AVG. (Min. 200 at bats)

1.	Dallas Reed, 2017-18	139-280	.496
2.	Brad Shorter, 1997-98	163-385	.423
3.	Daniel Esposito, 1996-97	149-338	.416
4.	Ryan Morse, 1997-98	150-365	.411
5.	Mickey Nichol, 2003-'05	136-334	.407
6.	Justin Annin, 1999-2000	137-340	.403
7.	Brian Keeney, 1993-94	82-209	.3923
8.	Reece Garvie, 2018-20	109-278	.3921
9.	Iad Johnson, 2001-02	128-328	.390
10.	T.J. Prentice, 2005-06	143-373	.383

### SEASON BATTING AVG. (Min. 100 at bats)

1.	Justin Annin, 2000	80-173	.462
2.	Daniel Esposito, 1997	92-200	.460
3.	Mickey Nichol, 2005	79-172	.459
4.	Brad Shorter, 1998	85-189	.450
5.	John Brummett, 2006	66-152	.434
6.	Iad Johnson, 2002	69-165	.418
7.	Rob Weilert, 1998	76-183	.4153
8.	Ryan Morse, 1998	78-188	.4149
9.	Ryan Baker, 1998	78-189	.413
10.	Austin Warkins, 2023	79-192	.411

### CAREER AT BATS

1.	Andrew Vogelbaugh, 2015-18	701
2.	Andrew Schultz, 1999-01, '04	670
3.	Dan Walters, 2002-05	655
4.	Taylor Sibala, 2008-11	613
5.	Eric Miller, 1991-94	580
6.	Austin Kinsey, 1997-2000	564
7.	Brad Foss, 2011-14	558
8.	Drew Schulte, 2004-07	550
9.	Robby Oldaker, 2003-06	527
10.	Evan Thomas, 2011-14	525

### SEASON AT BATS

1.	Colton Pogue, 2017	223
2.	Colton Pogue, 2018	220
3.	Hunter Clann, 2018	216
4.	Dallas Reed, 2017	209
5.	Garrett McGowan, 2022	208
6.	Ryan Ventura, 2013	205
7.	Andrew Vogelbaugh, 2017	204
8.	Austin Warkins, 2024	203
9.	Dan Walters, 2004	202
	Nixon Brannan, 2023	202

### CAREER RUNS

1.	Dan Walters, 2002-05	164
2.	Austin Kinsey, 1997-2000	150
3.	Andrew Vogelbaugh, 2015-18	143
4.	Tom Myers, 1996-98	142
	Andrew Schultz, 1999-01, '04	142
6.	Ryan Baker, 1997-99	133
	Ryan Burke, 2001-04	133
8.	John Cleland, 1993-96	122
	Ryan Morse, 1997-98	122
	Taylor Sibala, 2008-11	122

### SEASON RUNS

1.	Tom Myers, 1998	72
2.	Ryan Morse, 1998	71
3.	Daniel Esposito, 1997	65
	Rob Weilert, 1998	65
5.	Colton Pogue, 2018	64
6.	Ryan Baker, 1998	63
	Ryan Burke, 2004	63
	T.J. Prentice, 2006	63
9.	Garrett McGowan, 2022	61
10.	Austin Warkins, 2023	59

# PSU Records

## CAREER HITS

1. Andrew Vogelbaugh, 2015-18	220
2. Andrew Schimmler, 1999-01, '04	211
3. Eric Miller, 1991-94	202
4. Dan Walters, 2002-05	194
5. Brad Smith, 2004-06	193
Taylor Sibala, 2008-11	193
7. Drew Schulte, 2004-07	191
Brad Foss, 2011-14	191
9. Austin Kinsey, 1997-2000	181
10. Ryan Baker, 1997-99	179

## SEASON HITS

1. Daniel Esposito, 1997	92
2. Colton Pozue, 2018	88
3. Brad Shorter, 1998	85
4. Garrett McGowan, 2022	83
5. Justin Annin, 2000	80
Brad Smith, 2004	80
7. Mickey Nichol, 2005	79
Colton Pozue, 2017	79
Austin Warkins, 2023	79
Nixon Brannan, 2023	79

## CAREER DOUBLES

1. Andrew Schultz, 1999-01, '04	53
2. Brad Foss, 2011-14	51
3. Brad Smith, 2004-06	45
4. Drew Schulte, 2004-07	44
5. Andrew Vogelbaugh, 2015-18	40
6. Eric Miller, 1991-94	39
Brad Shorter, 1997-98	39
Ryan Burke, 2001-04	39
9. Justin Annin, 1999-2000	38
Austin Warkins, 2023-24	38

## SEASON DOUBLES

1. Justin Annin, 2000	26
2. Ryan Morse, 1998	24
Austin Warkins, 2023	24
4. Ryan Burke, 2004	22
Brad Smith, 2006	22
Nixon Brannan, 2023	22
Karson Coffee, 2023	22
8. Daniel Esposito, 1997	21
9. Brad Shorter, 1998	20
Garrett McGowan, 2022	20

## CAREER TRIPLES

1. Jeff Deao, 2005-07	13
2. Dan Walters, 2002-05	11
T.J. Prentice, 2006	11
4. Ryan Morse, 1997-98	10
Trent Babcock, 1994-95	9
Rob Weilert, 1998-99	9
Grant Krieger, 1998-2001	9
Mickey Nichol, 2003, '05	9
Taylor Sibala, 2008-11	9
Cade Clemons, 2022-24	9

## SEASON TRIPLES

1. Rob Weilert, 1998	7
2. Trent Babcock, 1995	6
Ryan Morse, 1997	6
T.J. Prentice, 2006	6
Jeff Deao, 2007	6
Cade Clemons, 2024	6
7. Chris Cochran, 1996	5
Daniel Esposito, 1997	5
Grant Krieger, 2000	5
Mickey Nichol, 2003	5
T.J. Prentice, 2005	5
Taylor House, 2009	5
Taylor Sibala, 2011	5
Ryan Ventura, 2013	5
Troy Stoffregen, 2013	5
Mason Hartman, 2022	5

## CAREER HOME RUNS

1. Andrew Vogelbaugh, 2015-2018.	46
Garrett McGowan, 2021-22	33
3. Cade Clemons, 2022-24	32
4. Justin Annin, 1999-2000	30
Nixon Brannan, 2023-24	30
6. Ryan Burke, 2001-2004	26
7. Scott Schultz, 1998-99	23
8. Matt Myers, 1995-97	23
9. Tom Myers, 1996-98	21
Grant Krieger, 1998-2001	21

## SEASON HOME RUNS

1. Garrett McGowan, 2022	18
Jordan Maxson, 2022	18
Cade Clemons, 2023	18
4. Justin Annin, 2000	17
5. Andrew Vogelbaugh, 2016	15
Garrett McGowan, 2021	15
Nixon Brannan, 2023	15
Nixon Brannan, 2024	15
9. Tom Myers, 1998	14
Mickey Nichol, 2005	14
Andrew Vogelbaugh, 2017	14

## CAREER RUNS BATTED IN

1. Andrew Vogelbaugh, 2015-18	178
2. Ryan Burke, 2001-04	137
3. Eric Miller, 1991-94	130
4. Garrett McGowan, 2021-22	127
5. Justin Annin, 1999-2000	126
Andrew Schultz, 1999-01, '04	126
7. Brad Shorter, 1997-98	125
8. Tom Myers, 1996-98	121
9. Nixon Brannan, 2023-24	119
10. Drew Schulte, 2004-07	115

## SEASON RUNS BATTED IN

1. Garrett McGowan, 2022	79
2. Brad Shorter, 1998	73
3. Justin Annin, 2000	72
Ryan Burke, 2004	72
5. Daniel Esposito, 1997	71
Nixon Brannan, 2023	69
7. Scott Schultz, 1998	63
8. Matt Myers, 1997	62
9. Tom Myers, 1998	59
Rob Wellert, 1998	59
Jordan Maxson, 2022	59
Dylan Kurahashi-Choy Foo, 2024	59

## CAREER SLUGGING PCT. (Min. 200 at bats)

1. Justin Annin, 1999-2000	265	340	.779
2. Dallas Reed, 2017-18	208	280	.743
3. Mickey Nichol, 2003, '05	243	334	.728
4. Garrett McGowan, 2021-22	255	370	.689
5. Daniel Esposito, 1996-97	245	358	.684
6. Brad Shorter, 1997-98	259	385	.673
7. T.J. Prentice, 2005-06	247	373	.662
8. Scott Schultz, 1998-99	221	335	.660
9. Grant Krieger, 1998-2001	233	372	.626
10. Steve Smith, 1999-2000	146	234	.624

## SEASON SLUGGING PCT. (Min. 100 at bats)

1. Justin Annin, 2000	157	173	.908
2. Mickey Nichol, 2005	146	172	.849
3. Daniel Esposito, 1997	162	200	.810
4. Tom Myers, 1998	127	158	.804
5. John Brummert, 2006	122	152	.803
6. Garrett McGowan, 2022	157	208	.755
7. Brad Shorter, 1998	138	189	.730
8. Nixon Brannan, 2023	146	202	.723
9. Cade Clemons, 2023	137	191	.717
10. Ryan Burke, 2004	143	201	.711

## CAREER ONBASE PCT. (Min. 200 at bats)

1. Dallas Reed, 2017-18	585
2. Daniel Esposito, 1996-97	514
3. Brian Keeney, 1993-94	5130
4. Reece Garvie, 2018-20	5128
5. Justin Annin, 1999-00	502
6. Mickey Nichol, 2003, '05	493
7. Ryan Morse, 1997-98	4919
8. Steve Smith, 1999-00	4915
9. Taylor House, 2008-09	480
10. Brad Shorter, 1997-98	470

## SEASON ONBASE PCT. (Min. 100 at bats)

1. Justin Annin, 2000	565
2. Mickey Nichol, 2005	543
3. Daniel Esposito, 1997	539
4. Taylor House, 2008	532
5. Brian Keeney, 1994	531
6. Steve Smith, 2000	529
7. Rob Cicero, 1993	528
8. Tom Myers, 1998	522
9. Scott Schultz, 1999	5071
10. Austin Warkins, 2023	5066

## CAREER OPS (ONBASE + SLUGGING PCT.) (Min. 200 at bats)

1. Dallas Reed, 2017-18	1.328
2. Justin Annin, 1999-00	1.282
3. Mickey Nichol, 2003, 05	1.220
4. Daniel Esposito, 1996-97	1.198
5. Nixon Brannan, 2023-24	1.165
6. Brad Shorter, 1997-98	1.143
7. Garrett McGowan, 2021-22	1.131
8. Scott Schultz, 1998-99	1.127
9. T.J. Prentice, 2005-06	1.122
10. Steve Smith, 1999-00	1.115

# PSU Records

## SEASON OPS (ONBASE + SLUGGING PCT.) (Min. 100 at bats)

1. Justin Annin, 2000	1.472
2. Mickey Nichol, 2005	1.392
3. Daniel Esposito, 1997	1.349
4. Tom Myers, 1998	1.326
5. John Brummett, 2006	1.297
6. Garrett McGowan, 2022	1.233
7. Brad Shorter, 1998	1.228
8. Steve Smith, 2006	1.216
9. <b>Nixon Brannan, 2023</b>	<b>1.189</b>
10. T.J. Prentice, 2005	1.184

### CAREER TOTAL BASES

1. Andrew Vogelbaugh, 2015-18	412
2. Andrew Schultz, 1999-01, '04	319
3. Ryan Burke, 2001-04	295
4. Austin Kinsey, 1997-00	289
5. Eric Miller, 1991-94	288
6. Dan Walters, 2002-05	288
7. Brad Smith, 2004-06	279
8. Drew Schulte, 2004-07	277
9. Colton Pogue, 2017-18	271
10. Cade Clemons, 2022-24	271

### SEASON TOTAL BASES

1. Daniel Esposito, 1997	162
2. Justin Annin, 2000	157
3. Garrett McGowan, 2022	157
4. Mickey Nichol, 2005	146
5. <b>Nixon Brannan, 2023</b>	<b>146</b>
6. Ryan Burke, 2004	143
7. Colton Pogue, 2018	141
8. Brad Shorter, 1998	138
9. Cade Clemons, 2023	137
10. Jordan Maxson, 2022	132

### CAREER EXTRA BASE HITS

1. Andrew Vogelbaugh, 2015-18	93
2. Andrew Schultz, 1999-01, '04	73
3. Ryan Burke, 2001-04	73
4. Justin Annin, 1999-00	68
5. <b>Nixon Brannan, 2023</b>	<b>67</b>
6. Cade Clemons, 2022-24	67
7. Garrett McGowan, 2021-22	64
8. Austin Kinsey, 1997-00	63
9. Brad Smith, 2004-06	62
10. Colton Pogue, 2017-18	61

### SEASON EXTRA BASE HITS

1. Justin Annin, 2000	43
2. Daniel Esposito, 1997	39
3. Ryan Burke, 2004	38
4. Garrett McGowan, 2022	38
5. <b>Nixon Brannan, 2023</b>	<b>37</b>
6. Mickey Nichol, 2005	37
7. <b>Karson Coffee, 2023</b>	<b>35</b>
8. Cade Clemons, 2023	34
9. Ryan Morse, 1998	33
10. Brad Shorter, 1998	33
Tom Myers, 1998	32

### CAREER WALKS

1. Joven Afenir, 2018	91
2. John Cleland, 1993-96	86
3. Eric Miller, 1991-94	85
4. Tom Myers, 1996-98	85
5. Tyson Cushman, 2017-20	83
6. David Qualls, 1991-94	79
7. Cade Clemons, 2022-24	73
8. Drew Schulte, 2004-07	71
9. Cade Clemons, 2022-24	70
10. Matt Kraus, 1995-97	69

### SEASON WALKS

1. Josh Whisler, 2018	45
2. Alex Atchermann, 2019	41
3. Brian Keeney, 1994	39
4. Joven Afenir, 2018	39
5. Tom Myers, 1998	37
6. Aaron Willey, 2000	35
7. Tom Myers, 1997	34
8. Scott Schultz, 1999	34
9. Justin Annin, 2000	34
10. Reece Garvie, 2018	34
11. Tyson Cushman, 2019	34
12. Mason Hartman, 2022	34

### CAREER HIT-BY-PITCH

1. Taylor House, 2008-09	31
2. Grant Polk, 2002-03	29
3. Jason Graves, 2010-11	29
4. Ryan Darst, 1995-06	28
5. Tim Jones, 2001-02	28
6. Evan Thomas, 2011-14	24
7. Ryan Bilovesky, 2010-23	23
8. Ryan Burke, 2001-04	22
9. Dan Walters, 2002-05	22
10. Lance Yowell, 1993-95	22
Daniel Esposito, 1996-97	21

Scott Schultz, 1998-99	21
Garrett McGowan, 2021-22	21

### SEASON HIT-BY-PITCH

1. Taylor House, 2008	21
2. Tim Jones, 2002	16
3. Grant Polk, 2003	16
4. Ryan Darst, 1995	15
5. Jason Graves, 2010	15
6. Jason Graves, 2011	14
7. Garrett McGowan, 2022	14
8. Lance Yowell, 1995	13
9. Ryan Darst, 1996	13
10. Grant Polk, 2002	13
11. Ryan Burke, 2004	13
12. Colton Pogue, 2018	13
13. Daegan Brady, 2023	13

### CAREER STOLEN BASES

1. Jeff Deao, 2005-07	74
2. Mason Hartman, 2020-22	61
3. David Qualls, 1991-94	59
4. Tom Myers, 1996-98	42
5. Rob Weilert, 1998-99	42
6. Matt Myers, 1996-98	40
7. Taylor Sibala, 2008-11	36
8. Andrew Schultz, 1999-01, '04	35
9. Grant Kreiger, 1998-01	34
10. Daniel Esposito, 1996-97	33

### SEASON STOLEN BASES

1. Jeff Deao, 2007	39
2. Jeff Deao, 2006	28
3. Rob Weilert, 1999	25
4. Rob Cicero, 1993	24
5. Trent Babcock, 1994	24
6. Mason Hartman, 2022	22
7. Grant Krieger, 2001	22
8. <b>Josh Holmes, 2024</b>	<b>22</b>
9. David Qualls, 1994	21
10. Matt Myers, 1997	20
Tom Myers, 1998	20
Andrew Schultz, 2001	20
Mason Hartman, 2021	20

### CAREER GAMES PLAYED

1. Andrew Schultz, 1999-01, '04	202
2. Dan Walters, 2002-05	200
3. Andrew Vogelbaugh, 2015-18	183
4. Drew Schulte, 2004-07	181
5. Taylor Sibala, 2008-11	175
6. Eric Miller, 1991-94	173
7. Ryan Burke, 2001-04	170
8. Austin Kinsey, 1997-00	169
9. Robby Oldaker, 2003-06	169
10. Evan Thomas, 2011-14	169

### SEASON GAMES PLAYED

1. Beau Schultz, 2004	59
2. Brian Ahlers, 2004	59
3. Ryan Burke, 2004	59
4. Dan Walters, 2004	58
5. Brad Smith, 2004	57
6. Daniel Esposito, 1997	56
7. Andrew Schultz, 2002	56
8. Drew Schulte, 2004	55
9. Brad Shorter, 1997	54
10. Matt Myers, 1997	54
11. Robby Oldaker, 2004	54
12. Luke Maccarato, 2007	54
13. Colton Pogue, 2018	54
14. Josh Whisler, 2018	54
15. Joven Afenir, 2018	54
16. Hunter Clanin, 2018	54
17. Reece Garvie, 2018	54

### CAREER PITCHING APPEARANCES

1. Scott Cleland, 2000-03	124
2. Ryan McKay, 2013-16	84
3. Cort Lesmeister, 2014-18	74
4. Cooper Gardner, 2015-18	72
5. Tanner Lane, 2019-22	70
6. George Brandecker, 2012-14, '16	57
7. Ty Rowe, 2014, 16-17	57
8. Nick Brown, 2017-21	57
9. Ryan Bartling, 2008-11	55
10. Dustin Storm, 1993-96	51

### SEASON PITCHING APPEARANCES

1. Ryan McKay, 2013	31
2. Ty Rowe, 2017	27
3. Tanner Lane, 2019	26
4. Cooper Gardner, 2017	26
5. Jordan Mendenhall, 2022	26
6. Zach Nagel, 2022	25
7. Ty Rowe, 2016	24
8. Bennett Scherer, 2022	24
9. Nick Brandecker, 2016	23
10. Cort Lesmeister, 2017	23

# PSU Records

## CAREER STARTS

1. Daryl Cronk, 1996-99	38
George Brandecker, 2012-14, '16	38
3. Jake Stevenson, 2012-15	35
4. Garrett Forsythe, 2005-08	30
5. Peyton Ingalls, 2020-22	29
6. Brett Parsons, 1999-02	28
Jason Clemensen, 2002-03	28
Chris Reddout, 2004-06	28
9. Todd Veeman, 1992-95	26
Brendan Stanek, 2018-19	26

## SEASON STARTS

1. Ethan Vanderpool, 2017	16
Alex Achtermann, 2019	16
3. Jason Clemensen, 2002	15
Brendan Stanek, 2018	15
Brad Kinsey, 2019	15
Peyton Ingalls, 2022	15
Ben Des Rosiers, 2023	15
Zac Shoemaker, 2023	15
Tanner Leslie, 2024	15
10. Brett Parsons, 2002	14
George Brandecker, 2016	14
Cody Whiting, 2017	14
David Henderson, 2021	14

## CAREER INNINGS PITCHED

1. Daryl Cronk, 1996-99	258.2
George Brandecker, 2012-14, '16	229.0
2. Jason Clemensen, 2002-03	201.1
4. Cooper Gardner, 2015-18	189.1
5. Jake Stevenson, 2012-15	182.1
6. Dustin Storm, 1993-96	178.1
7. Garrett Forsythe, 2005-08	177.1
8. Brett Parsons, 1999-02	174.0
9. Cort Lesmeister, 2014-18	162.1
Tanner Lane, 2019-21	162.1

## SEASON INNINGS PITCHED

1. Jason Clemensen, 2002	107.1
Jason Clemensen, 2003	94.0
3. Denny Ferraro, 1994	90.0
4. Alex Achtermann, 2019	89.2
5. Brad Kinsey, 2019	86.1
6. Brett Parsons, 2002	85.2
7. Daryl Cronk, 1997	84.2
8. Daryl Cronk, 1999	84.1
9. Brendan Stanek, 2018	83.1
10. Paul Sweeney, 2002	80.2

## CAREER EARNED RUN AVG. (Min. 70 innings)

1. Keith Matlock, 1999-2000	2.59
2. Aron Long, 2000-01	3.41
3. Brad Kinsey, 2018-19	3.50
4. Daryl Cronk, 1996-99	3.51
5. Ryan Berry, 1998-99	3.66
6. Matt Stalcup, 2012-13	3.82
7. Bryson Clark, 2005-07	3.83
8. Jason Clemensen, 2002-03	3.89
9. Jake Hanson, 1995-96	4.04
10. Tanner Lane, 2019-21	4.05

## SEASON EARNED RUN AVG. (Min. 35 innings)

1. Ryan McKay, 2013	1.51
2. Keith Matlock, 1999	1.57
3. Bryson Cook, 2007	1.95
4. Tanner Lane, 2019	2.06
5. Ryan Berry, 1999	2.45
6. Gage Singer, 2024	2.45
7. Daryl Cronk, 1997	2.66
8. Ryan McKay, 2014	2.68
9. Dante Richardson, 2019	2.77
10. Daryl Cronk, 1999	2.88

## CAREER WINNING PCT. (Min. 10 decisions)

1. Ben Des Rosiers, 2022-23	13-2	.867
2. Derek Smith, 2003-04	9-2	.818
3. Brad Stroud, 2000-04	13-3	.812
4. Justin Root, 2012-21	8-2	.800
5. Chris Shorter, 1998-99	8-2	.800
6. Peyton Ingalls, 2020-22	15-4	.789
7. Kevin Murphy, 1994-97	13-4	.765
8. Ty Rowe, 2014, 16-17	9-3	.750
9. Zac Shoemaker, 2023	9-3	.750
10. Brad Kinsey, 2018-19	11-4	.733

## SEASON WINNING PCT. (Min. 6 decisions)

1. Ben Des Rosiers, 2023	8-0	1.000
2. Peyton Ingalls, 2021	7-1	.875
3. Gene Madden, 1997	5-1	.833
4. Chris Shorter, 1999	5-1	.833
5. Derek Smith, 2003	5-1	.833
6. Paul Sweeney, 2002	12-3	.800
7. Brad Stroud, 2004	8-2	.800
8. Clint Kinsey, 1999	7-2	.778
9. Bryson Clark, 2007	7-2	.778
10. Cooper Fardner, 2017	7-2	.778

## CAREER VICTORIES

1. Daryl Cronk, 1996-99	27
2. Jason Clemensen, 2002-03	17
Cooper Gardner, 2015-18	17
4. Paul Sweeney, 2002-03	15
Chris Reddout, 2004-06	15
Peyton Ingalls, 2020-22	15
7. Todd Veeman, 1992-95	14
Matt Stalcup, 2012-13	14
Tanner Leslie, 2023-24	14
10. Denny Ferraro, 1993-94	13
Kevin Murphy, 1994-97	13
Clint Kinsey, 1999-00	13
Brad Stroud, 2000-04	13
Ben Des Rosiers, 2022-23	13

## SEASON VICTORIES

1. Paul Sweeney, 2002	12
2. Daryl Cronk, 1997	10
Tanner Leslie, 2024	10
4. Denny Ferraro, 1994	9
Daryl Cronk, 1999	9
Jason Clemensen, 2002	9
Zac Shoemaker, 2023	9
8. Jason Clemensen, 2003	8
Brad Stroud, 2004	8
Tim Brown, 2009	8
Ben Des Rosiers, 2023	8

## CAREER SAVES

1. Ryan McKay, 2013-16	23
2. Tanner Lane, 2019-22	18
3. Derek Smith, 2003-04	15
4. Michael Grosdidier, 2003-06	14
5. Cody White, 2018	11
6. Dawson Pomeroy, 2020-21, '23	7
7. Mike Kipp, 1991-93	7
8. Scott Schütz, 1998-99	7
9. Scott Beach, 1993-95	6
Aron Long, 2000-01	6
Daniel Shepard, 2004-06	6
James Fitzgearlds, 2013-14	6
Andrew Wisner, 2023-24	6

## SEASON SAVES

1. Tanner Lane, 2019	13
2. Derek Smith, 2004	11
Cody White, 2018	11
4. Michael Grosdidier, 2005	9
5. Ryan McKay, 2015	8
6. James Fitzgearlds, 2013	6
Ryan McKay, 2014	6
Dawson Pomeroy, 2021	6
9. Brad Buckley, 1994	5
Scott Schütz, 1998	5
Aron Long, 2001	5
Michael Grosdidier, 2006	5
Nate Templeton, 2008	5
Ryan McKay, 2013	5
Cort Lesmeister, 2017	5
Jordan Mendenhall, 2022	5
Cole Aksew, 2024	5

## CAREER STRIKEOUTS

1. George Brandecker, 2012-14, '16	228
2. Brett Parsons, 1999-2002	197
3. Matt Stalcup, 2012-13	187
4. Cooper Gardner, 2015-18	179
5. Daryl Cronk, 1996-99	174
6. Nick Brown, 2017-21	150
7. Tanner Lane, 2019-21	140
8. Garrett Forsythe, 2005-08	139
9. Cody Whiting, 2017-18	139
10. Brad Kinsey, 2018-10	133

## SEASON STRIKEOUTS

1. Brett Parsons, 2002	113
2. Zac Shoemaker, 2023	105
3. George Brandecker, 2016	99
Alex Achtermann, 2019	99
5. Matt Stalcup, 2013	95
6. Matt Stalcup, 2012	92
7. Cody Whiting, 2017	81
8. Brad Kinsey, 2019	80
9. Tim Brown, 2009	77
Tyler Thompson, 2014	77

## CAREER STRIKEOUT RATIO (Ks/9 IP; Min. 70 inn.)

1. Zac Shoemaker, 2023	12.38
2. Nick Brown, 2017-18, '20-21	11.95
3. Matt Stalcup, 2012-13	11.35
4. Brett Parsons, 1999-2002	10.19
5. Brandon Boyer, 2017-08	10.08
6. Cody Whiting, 2017-18	9.77
7. Tyler Thompson, 2014	9.45
8. Dante Richardson, 2017-19	9.26
9. Kyle Bailey, 1991-93	9.24
10. Travis Shaffer, 1991-92	9.14

# PSU Records

## SEASON STRIKEOUT RATIO (Ks/9 IP; Min. 35 inn.)

1.	Zac Shoemaker, 2023	12.42
2.	Matt Stalcup, 2015	12.03
3.	George Brandecker, 2016	12.01
4.	Brett Parsons, 2002	11.94
5.	<b>Gage Singer, 2024</b>	<b>11.93</b>
6.	Mitch Cooper, 2009	11.64
7.	Dante Richardson, 2019	11.54
8.	Paul Panduro, 2022	10.80
9.	Matt Stalcup, 2012	10.75
10.	Ryan McKay, 2013	10.74

## CAREER WALK RATIO (Walks/9 IP; Min. 70 inn.)

1.	Tim Brown, 2008-09	0.83
2.	Zac Shoemaker, 2023	1.89
3.	Brad Price, 2000-01	1.91
4.	Chris Klick, 2004-05	2.00
5.	Jason Clemensen, 2002-03	2.19
6.	Keith Matlock, 1999-2000	2.37
7.	Justin Root, 2019-21	2.44
8.	Brian Ahlers, 2003-04	2.45
9.	Alex Schell, 2010-11	2.45
10.	Scott Brady, 2010-11	2.56

## SEASON WALK RATIO (Walks/9 IP; Min. 35 inn.)

1.	Tim Brown, 2009	0.68
2.	Tim Brown, 2008	1.05
3.	Connor Lungwitz, 2019	1.20
4.	<b>Gage Singer, 2024</b>	<b>1.24</b>
5.	Brad Price, 2000	1.40
6.	Peyton Ingalls, 2021	1.688
7.	Jake Stevenson, 2015	1.692
8.	Justin Root, 2021	1.80
9.	<b>Tanner Leslie, 2024</b>	<b>1.80</b>
10.	Daryl Cronk, 1999	1.82

## CAREER WHIP (BBs+Hits/9 IP; Min. 70 inn.)

1.	Zac Shoemaker, 2023	1.17
2.	Keith Matlock, 1999-00	1.20
3.	Bryson Cook, 2005-07	1.21
4.	David Henderson, 2020-21	1.23
5.	Daryl Cronk, 1996-99	1.26
6.	Justin Root, 2019-21	1.27
7.	Tyler Thompson, 2014	1.32
8.	Ben Des Rosiers, 2022-23	1.336
9.	Tim Brown, 2008-09	1.337
10.	Tanner Lane, 2019-21	1.36

## SEASON WHIP (BBs+Hits/9 IP; Min. 35 inn.)

1.	<b>Gage Singer, 2024</b>	<b>0.83</b>
2.	Bryson Clark, 2007	0.84
3.	Tanner Lane, 2019	0.92
4.	Keith Matlock, 1999	1.07
5.	Ryan McKay, 2013	1.08
6.	Justin Root, 2019	1.13
7.	Tim Brown, 2009	1.150
8.	Connor Lungwitz, 2019	1.153
9.	Zac Shoemaker, 2023	1.17
10.	George Brandecker, 2013	1.18

## CAREER Opp. BATTING AVERAGE (Min. 70 inn.)

1.	Bryson Cook, 2005-07	.230
2.	Ben Des Rosiers, 2022-23	.231
3.	Matt Stalcup, 2012-13	.239
4.	David Henderson, 2020-21	.240
5.	Kyle Bailey, 1991-93	.243
6.	Keith Matlock, 1999-00	.245
7.	Daryl Cronk, 1996-99	.2455
8.	Nick Brown, 2017-21	.2458
9.	Ryan McKay, 2013-16	.247
10.	Travis Shaffer, 1991-92	.251

## SEASON Opp. BATTING AVERAGE (Min. 35 inn.)

1.	Bryson Clark, 2007	.173
2.	Ryan McKay, 2013	.18
3.	Tanner Lane, 2019	.184
4.	<b>Gage Singer, 2024</b>	<b>.184</b>
5.	Dante Richardson, 2019	.197
6.	Keith Matlock, 1999	.206
7.	Kyle Bailey, 1992	.211
8.	Ben Des Rosiers, 2023	.213
9.	Travis Shaffer, 1992	.217
10.	Daryl Cronk, 1997	.220

# Hitting/Fielding Statistics ('91-pres.)

## ALL-TIME BATTING STATISTICS

### Alex Atchermann (INF/RHP, Aurora, Colo./University of Nebraska-Kearney)

Year	Avg	GP-BS	AB	R	H	ZB	3B	HR	RBI	BB	HP	SO	SF	SH	SBA	PO	A	E	FLD%
2019	.286	52-52	175	30	50	7	1	4	26	41	3	44			8.11	34	7	4	.911

### Joven Afenir (OF, Murrieta, Calif./University of Kansas)

Year	Avg	GP-BS	AB	R	H	ZB	3B	HR	RBI	BB	HP	SO	SF	SH	SBA	PO	A	E	FLD%
2018	.356	54-54	191	53	68	12	3	3	43	91	2	34	3	21	3-5	107	3	1	.991

### Brian Ahlers (INF, Minier, Ill./Fort Scott Community College)

Year	Avg	GP-BS	AB	R	H	ZB	3B	HR	RBI	BB	HP	SO	SF	SH	SBA	PO	A	E	FLD%
2003	.320	48-47	147	38	47	10	4	3	39	20	4	21	3	1	3-3	66	16	1	.988
2004	.354	59-58	192	46	68	9	4	6	51	14	5	25	6	4	0-4	210	19	5	.979
Totals	.339	107-105	339	84	115	19	8	9	90	34	9	46	9	5	3-7	276	35	6	.981

### Ben Ahrens (INF/DH, Omaha, Neb./St. Thomas University)

Year	Avg	GP-BS	AB	R	H	ZB	3B	HR	RBI	BB	HP	SO	SF	SH	SBA	PO	A	E	FLD%
2008	.186	25-19	59	6	11	1	0	2	8	2	0	21	0	3	0-0	18	2	1	.952
2009	.214	42-41	126	12	27	3	0	5	20	7	4	36	2	2	1-1	186	7	6	.970
Totals	.211	67-60	185	18	38	3	0	7	28	9	4	57	2	5	1-1	204	9	7	.968

### Clint Allen (OF, Erie, Colo./Garden City Community College)

Year	Avg	GP-BS	AB	R	H	ZB	3B	HR	RBI	BB	HP	SO	SF	SH	SBA	PO	A	E	FLD%
2019	.242	47-45	161	24	39	5	1	3	21	14	4	38	1	8	6-13	60	2	3	.954
2020	.217	12-6	23	1	5	0	1	0	4	2	0	3	1	0	3-4	9	0	2	.818
Totals	.239	59-51	184	25	44	5	2	3	25	16	4	41	2	8	9-17	69	2	5	.934

### Connor Allen (C, Wichita, Kan./Barton Community College)

Year	Avg	GP-BS	AB	R	H	ZB	3B	HR	RBI	BB	HP	SO	SF	SH	SBA	PO	A	E	FLD%
2023	.255	18-13	51	6	13	3	0	1	9	7	1	10	0	0	0-0	120	8	0	1.000
2024	.188	11-3	16	6	3	2	0	0	5	4	1	6	1	0	0-0	30	3	1	.971
Totals	.239	29-16	67	12	16	5	0	1	14	11	2	16	1	0	0-0	150	11	1	.994

### Justin Annin (C, Springfield, Mo./Johnson County Community College)

Year	Avg	GP-BS	AB	R	H	ZB	3B	HR	RBI	BB	HP	SO	SF	SH	SBA	PO	A	E	FLD%
1999	.341	48-48	167	45	57	12	0	13	54	26	3	21	2	1	0-1	172	22	4	.980
2000	.462	50-50	173	54	80	26	0	17	72	34	8	21	1	0	0-1	167	20	5	.974
Totals	.403	98-98	340	99	137	38	0	30	126	60	11	42	3	1	0-2	339	42	9	.977

### Cruz Aranda (INF, Salina, Kan. Campbell University)

Year	Avg	GP-BS	AB	R	H	ZB	3B	HR	RBI	BB	HP	SO	SF	SH	SBA	PO	A	E	FLD%
2021	.321	46-46	187	41	60	5	3	2	40	15	8	39	3	2	19-22	55	116	6	.966
2022	.313	51-51	201	45	63	10	2	5	38	20	8	33	5	0	4-7	85	103	11	.945
Totals	.317	97-97	388	86	123	15	5	7	78	35	16	72	8	2	23-29	140	219	17	.955

### Christian Arnold (OF, Lee's Summit, Mo./Kansas City Kansas Community College)

Year	Avg	GP-BS	AB	R	H	ZB	3B	HR	RBI	BB	HP	SO	SF	SH	SBA	PO	A	E	FLD%
2015	.422	24-18	64	15	27	5	0	3	15	6	2	18	0	2	0-2	24	0	0	1.000
2016	.323	46-43	155	35	50	14	0	9	30	14	7	31	2	0	12-13	73	2	4	.949
2017	.056	17-3	18	6	1	0	0	4	6	2	8	2	0	0	0-0	0	0	0	.000
Totals	.329	87-64	237	56	78	19	0	12	49	26	11	57	4	2	12-15	97	2	4	.961

### Nate Arnold (C, Pittsburg, Kan./Allen County Community College)

Year	Avg	GP-BS	AB	R	H	ZB	3B	HR	RBI	BB	HP	SO	SF	SH	SBA	PO	A	E	FLD%
2014	.347	27-26	98	11	34	1	0	0	16	4	1	7	0	1	1-1	67	16	1	.988
2015	.370	47-47	165	32	61	13	1	0	36	22	2	12	1	3	3-3	188	65	12	.955
Totals	.359	74-73	268	43	95	14	1	0	52	26	3	19	3	2	4-4	255	81	13	.963

### Trent Babcock (INF, McPherson, Kan./Wichita State University)

Year	Avg	GP-BS	AB	R	H	ZB	3B	HR	RBI	BB	HP	SO	SF	SH	SBA	PO	A	E	FLD%
1994	.278	49-48	176	55	49	7	3	5	37	25	8	15	2	1	24-26	74	127	27	.933
1995	.352	44-44	176	56	62	11	6	13	47	26	4	19	2	0	6-10	83	139	16	.882
Totals	.315	93-92	352	111	111	18	9	18	84	51	12	34	4	1	30-36	157	266	43	.908

### Tanner Bailey (OF, Winfield, Kan./Winfield High School)

Year	Avg	GP-BS	AB	R	H	ZB	3B	HR	RBI	BB	HP	SO	SF	SH	SBA	PO	A	E	FLD%
2011	.200	9-0	5	1	1	0	0	0	0	1	0	2	0	0	0-0	0	0	0	.000
2012	.200	9-5	15	3	3	0	0	0	1	1	0	4	0	1	0-1	4	1	0	1.000
Totals	.200	18-5	20	4	4	0	0	0	1	2	0	6	0	1	0-1	4	1	0	1.000

### Ryan Baker (OF, Winfield, Kan./Butler County Community College)

Year	Avg	GP-BS	AB	R	H	ZB	3B	HR	RBI	BB	HP	SO	SF	SH	SBA	PO	A	E	FLD%
1997	.325	42-32	120	25	39	11	2	3	25	8	3	25	1	3	9-12	60	2	2	.969
1998	.413	51-50	189	63	78	13	3	5	43	21	4	35	1	2	9-12	108	9	3	.975
1999	.360	45-45	172	45	62	8	2	4	29	18	4	28	5	1	3-4	79	1	4	.952
Totals	.372	138-127	481	133	179	32	7	12	97	47	11	88	7	6	21-28	247	12	9	.966

### Cody Ball (OF, Shawnee, Kan./Fort Scott Community College)

Year	Avg	GP-BS	AB	R	H	ZB	3B	HR	RBI	BB	HP	SO	SF	SH	SBA	PO	A	E	FLD%
2013	.295	38-36	122	22	36	4	3	2	21	11	5	30	1	0	3-4	30	0	0	1.000
2014	.315	44-41	143	22	45	6	2	4	33	12	7	27	1	0	3-5	67	5	4	.947
Totals	.306	82-77	265	48	81	10	5	6	54	23	12	57	2	0	6-9	97	5	4	.963

### Chase Barnes (OF, Neosho, Mo./Crowder College)

Year	Avg	GP-BS	AB	R	H	ZB	3B	HR	RBI	BB	HP	SO	SF	SH	SBA	PO	A	E	FLD%
2010	.282	33-22	78	10	22	4	1	8	19	7	1	16	1	1	0-1	5	0	0	1.000
2011	.349	38-38	129	25	45	10	4	6	36	18	3	10	2	0	0-0	30	4	1	.971
2012	.311	48-48	164	34	51	10	0	6	27	24	1	16	2	1	3-3	61	3	1	.985
Totals	.318	119-108	371	71	118	24	5	20	82	49	5	42	5	2	3-4	96	7	2	.981

### Aaron Becker (INF, Topeka, Kan./Hayden High School)

Year	Avg	GP-BS	AB	R	H	ZB	3B	HR	RBI	BB	HP	SO	SF	SH	SBA	PO	A	E	FLD%
1997	.409	16-6	22	10	10	0	0	5	7	3	3	0	3	3	1-1	13	16	1	.967
1998	.270	28-10	37	9	10	0	0	1	6	9	1	3	1	0	2-2	16	24	9	.816
2000	.333	9-3	9	2	3	1	0	0	1	2	3	0	0	1	0-1	11	8	3	.864
Totals	.324	53-19	68	21	22	1	0	1	12	18	7	6	1	4	3-4	40	48	13	.871

### Ryan Berry (RHP, Kirksville, Mo./Kansas City Kansas Community College)

||
||
||

# Hitting/Fielding Statistics ('91-pres.)

**Patrick Biggs (C. Pittsburg, Kan./ University of Arkansas-Fort Smith)**

Year	Avg	GP-6S	AB	R	H	2B	3B	HR	RBI	BB	HP	SO	SF	SH	SBA	PO	A	E	Fld%
2020	.000	1-0	1	0	0	0	0	0	0	0	0	0	0	0	0-0	0	0	0	.000

**Ryan Bilovecky (INF, Overland Park, Kan./Blue Valley Northwest High School)**

Year	Avg	GP-6S	AB	R	H	2B	3B	HR	RBI	BB	HP	SO	SF	SH	SBA	PO	A	E	Fld%
2010	.205	30-21	73	14	15	0	0	1	5	1	6	25	0	0	0-0	165	1	3	.982
2011	.237	35-33	97	19	23	4	3	2	10	10	5	15	1	3	2-2	139	5	6	.960
2012	.307	44-43	137	25	42	6	0	2	17	11	4	21	1	4	2-3	191	7	4	.980
2013	.302	52-52	182	38	85	3	1	11	40	23	8	33	1	4	3-0	308	12	4	.988
Totals	.276	161-149	489	96	135	13	4	16	72	45	23	114	2	8	7-9	803	25	17	.980

**Jacob Boan (OF, Overland Park, Kan./Blue Valley West High School)**

Year	Avg	GP-6S	AB	R	H	2B	3B	HR	RBI	BB	HP	SO	SF	SH	SBA	PO	A	E	Fld%
2005	.363	39-30	102	25	37	9	0	3	25	7	2	16	0	0	3-4	51	4	0	1.000
2006	.250	41-35	104	21	26	3	1	1	10	17	5	25	1	3	5-7	77	2	4	.952
2007	.264	47-40	121	29	32	8	3	1	16	14	5	22	0	5	2-3	74	3	2	.975
Totals	.291	127-105	327	75	95	20	4	6	51	38	12	63	1	8	10-14	202	9	6	.972

**Spencer Booe (OF, Osawatimie, Kan./Coffeyville Community College)**

Year	Avg	GP-6S	AB	R	H	2B	3B	HR	RBI	BB	HP	SO	SF	SH	SBA	PO	A	E	Fld%
2014	.230	26-23	74	6	17	2	2	0	7	2	2	19	0	1	1-2	30	1	2	.939

**Austin Bonnel (INF, Atchison, Kan./Coffeyville Community College)**

Year	Avg	GP-6S	AB	R	H	2B	3B	HR	RBI	BB	HP	SO	SF	SH	SBA	PO	A	E	Fld%
2020	.250	17-12	44	5	11	2	0	0	8	3	1	11	2	1	0-0	11	28	1	.975
2021	.143	10-2	14	0	2	0	0	0	0	0	0	0	0	0	1-1	0	0	0	.000
2022	.315	35-27	89	30	28	8	1	6	23	13	6	19	1	1	1-2	27	41	6	.919
Totals	.279	62-41	147	35	41	10	1	6	31	16	7	34	3	2	2-3	38	69	7	.939

**Luke Bordenwick (OF, Topeka, Kan./Washburn Rural High School)**

Year	Avg	GP-6S	AB	R	H	2B	3B	HR	RBI	BB	HP	SO	SF	SH	SBA	PO	A	E	Fld%
2012	.342	28-23	76	10	26	6	2	0	15	17	1	17	0	1	1-1	37	4	0	1.000
2013	.274	36-31	113	20	32	5	0	3	21	9	1	19	1	3	3-3	74	1	2	.974
2014	.267	41-32	116	11	31	6	0	2	11	5	1	19	1	2	0-2	53	0	1	.981
2015	.313	47-47	179	31	56	11	2	2	33	8	2	22	2	6	3-4	90	3	2	.979
Totals	.299	152-133	484	72	144	28	4	7	80	23	6	77	4	12	5-10	254	8	5	.981

**Aaron Boucher (INF, Conway, Ark./Labette Community College)**

Year	Avg	GP-6S	AB	R	H	2B	3B	HR	RBI	BB	HP	SO	SF	SH	SBA	PO	A	E	Fld%
2014	.173	32-25	81	14	14	0	1	0	8	10	0	21	0	5	3-5	47	83	3	.977

**Jarrett Boyes (C, Galena, Kan./Galena High School)**

Year	Avg	GP-6S	AB	R	H	2B	3B	HR	RBI	BB	HP	SO	SF	SH	SBA	PO	A	E	Fld%
2000	.000	4-0	3	0	0	0	0	0	1	0	0	1	0	0	0-0	1	2	0	1.000
2002	.250	37-29	96	26	24	3	0	0	13	17	0	19	2	2	10-12	47	55	6	.944
2003	.186	20-12	43	8	8	2	0	0	5	6	0	10	0	0	1-2	11	37	6	.889
Totals	.225	61-51	142	34	32	5	0	0	19	23	0	30	2	2	11-14	59	94	12	.927

**Jacob Boylan (INF, Lee's Summit, Mo./University of Kansas)**

Year	Avg	GP-6S	AB	R	H	2B	3B	HR	RBI	BB	HP	SO	SF	SH	SBA	PO	A	E	Fld%
2016	.339	47-47	189	47	64	10	0	8	37	15	7	15	2	0	2-2	57	76	16	.893

**Daegan Brady (INF, Topeka, Kan./Neosho Community College)**

Year	Avg	GP-6S	AB	R	H	2B	3B	HR	RBI	BB	HP	SO	SF	SH	SBA	PO	A	E	Fld%
2023	.269	52-51	175	35	47	9	2	0	19	31	13	43	5	2	2-5	27	54	9	.900
2024	.303	44-42	155	30	47	9	1	9	29	17	5	36	1	1	2-3	85	88	3	.983
Totals	.285	96-93	330	65	94	18	3	9	48	48	18	79	6	3	4-8	112	142	12	.955

**Nixon Brannan (C, San Angelo, Texas/University of the Incarnate Word)**

Year	Avg	GP-6S	AB	R	H	2B	3B	HR	RBI	BB	HP	SO	SF	SH	SBA	PO	A	E	Fld%
2023	.391	50-50	202	50	79	22	0	15	69	23	8	40	3	0	3-3	292	31	3	.991
2024	.343	47-47	172	43	59	15	0	15	50	29	5	29	3	0	3-4	234	14	0	1.000
Totals	.369	97-97	374	93	138	37	0	30	119	52	13	69	6	0	6-7	526	45	3	.995

**Andrew Branson (INF, St. James, Mo./ Missouri So.AT)**

Year	Avg	GP-6S	AB	R	H	2B	3B	HR	RBI	BB	HP	SO	SF	SH	SBA	PO	A	E	Fld%
2023	.200	13-6	25	4	5	1	0	0	3	4	4	7	1	1	0-0	19	10	2	.935

**Cole Brecheisen (OF, Rossville, Kan./Rossville High School)**

Year	Avg	GP-6S	AB	R	H	2B	3B	HR	RBI	BB	HP	SO	SF	SH	SBA	PO	A	E	Fld%
2016	.282	46-42	156	29	44	7	0	2	27	9	5	17	5	4	6-7	27	4	5	.861
2017	.256	35-23	78	14	20	2	0	1	12	12	2	9	3	3	2-2	0	0	0	.000
2018	.288	30-20	80	14	23	3	0	2	14	6	2	15	1	2	1-1	28	0	0	1.000
Totals	.277	111-85	314	57	87	12	0	5	53	27	9	41	9	9	9-10	55	4	5	.922

**Matt Brown (OF, Rossville, Kan./Rossville High School)**

Year	Avg	GP-6S	AB	R	H	2B	3B	HR	RBI	BB	HP	SO	SF	SH	SBA	PO	A	E	Fld%
2015	.257	39-35	101	11	26	4	0	0	10	5	6	20	2	5	4-5	10	0	2	.833

**Kurt Brewster (INF, Independence, Kan./Independence Community College)**

Year	Avg	GP-6S	AB	R	H	2B	3B	HR	RBI	BB	HP	SO	SF	SH	SBA	PO	A	E	Fld%
1993	.250	3-1	4	0	1	1	0	0	0	1	1	0	0	0	0-0	1	1	0	1.000
1994	.287	31-27	94	15	27	3	1	0	22	5	8	7	0	0	2-2	9	40	9	.845
Totals	.286	34-28	98	15	28	4	1	0	22	6	9	8	0	0	2-2	10	41	9	.850

**Jared Brown (INF, Fort Scott, Kan./Fort Scott Community College)**

Year	Avg	GP-6S	AB	R	H	2B	3B	HR	RBI	BB	HP	SO	SF	SH	SBA	PO	A	E	Fld%
1995	.476	17-5	21	10	10	1	0	0	5	6	2	5	0	0	1-2	6	9	1	.938
1996	.133	13-4	15	4	2	0	0	0	1	5	1	6	0	1	2-2	12	2	0	1.000
1997	.067	6-3	15	4	1	0	0	0	2	2	0	4	1	0	0-0	7	2	1	.900
Totals	.255	36-12	51	18	13	1	0	0	8	13	3	15	1	1	3-4	25	13	2	.950

**Matt Brown (RHP, Longmont, Colo./Fort Scott Community College)**

Year	Avg	GP-6S	AB	R	H	2B	3B	HR	RBI	BB	HP	SO	SF	SH	SBA	PO	A	E	Fld%
2005	.000	1-0	0	1	0	0	0	0	0	0	0	0	0	0	0-0	0	2	0	1.000

**Tim Brown (P, St. Louis, Mo./Johnson County Community College)**

Year	Avg	GP-6S	AB	R	H	2B	3B	HR	RBI	BB	HP	SO	SF	SH	SBA	PO	A	E	Fld%
------	-----	-------	----	---	---	----	----	----	-----	----	----	----	----	----	-----	----	---	---	------

# Hitting/Fielding Statistics ('91-pres.)

John Brummett (C, Waukego, Iowa/Nicholls State University)		GP-6S	AB	R	H	2B	3B	HR	RBI	BB	HP	SO	SF	SH	SBA	PO	A	E	Fld%
Year	Avg	GP-6S	AB	R	H	2B	3B	HR	RBI	BB	HP	SO	SF	SH	SBA	PO	A <td>E <td>Fld%</td> </td>	E <td>Fld%</td>	Fld%
2006	.434	46-43	152	40	66	9	4	13	5	13	9	24	4	3	4-5	195	30	4	.983

Owen Bucher (OF, Arkansas City, Kan./Neosho Community College)		GP-6S	AB	R	H	2B	3B	HR	RBI	BB	HP	SO	SF	SH	SBA	PO	A	E	Fld%
Year	Avg	GP-6S <td>AB <td>R <td>H <td>2B <td>3B <td>HR <td>RBI <td>BB <td>HP <td>SO <td>SF <td>SH <td>SBA <td>PO <td>A <td>E <td>Fld%</td> </td></td></td></td></td></td></td></td></td></td></td></td></td></td></td></td>	AB <td>R <td>H <td>2B <td>3B <td>HR <td>RBI <td>BB <td>HP <td>SO <td>SF <td>SH <td>SBA <td>PO <td>A <td>E <td>Fld%</td> </td></td></td></td></td></td></td></td></td></td></td></td></td></td></td>	R <td>H <td>2B <td>3B <td>HR <td>RBI <td>BB <td>HP <td>SO <td>SF <td>SH <td>SBA <td>PO <td>A <td>E <td>Fld%</td> </td></td></td></td></td></td></td></td></td></td></td></td></td></td>	H <td>2B <td>3B <td>HR <td>RBI <td>BB <td>HP <td>SO <td>SF <td>SH <td>SBA <td>PO <td>A <td>E <td>Fld%</td> </td></td></td></td></td></td></td></td></td></td></td></td></td>	2B <td>3B <td>HR <td>RBI <td>BB <td>HP <td>SO <td>SF <td>SH <td>SBA <td>PO <td>A <td>E <td>Fld%</td> </td></td></td></td></td></td></td></td></td></td></td></td>	3B <td>HR <td>RBI <td>BB <td>HP <td>SO <td>SF <td>SH <td>SBA <td>PO <td>A <td>E <td>Fld%</td> </td></td></td></td></td></td></td></td></td></td></td>	HR <td>RBI <td>BB <td>HP <td>SO <td>SF <td>SH <td>SBA <td>PO <td>A <td>E <td>Fld%</td> </td></td></td></td></td></td></td></td></td></td>	RBI <td>BB <td>HP <td>SO <td>SF <td>SH <td>SBA <td>PO <td>A <td>E <td>Fld%</td> </td></td></td></td></td></td></td></td></td>	BB <td>HP <td>SO <td>SF <td>SH <td>SBA <td>PO <td>A <td>E <td>Fld%</td> </td></td></td></td></td></td></td></td>	HP <td>SO <td>SF <td>SH <td>SBA <td>PO <td>A <td>E <td>Fld%</td> </td></td></td></td></td></td></td>	SO <td>SF <td>SH <td>SBA <td>PO <td>A <td>E <td>Fld%</td> </td></td></td></td></td></td>	SF <td>SH <td>SBA <td>PO <td>A <td>E <td>Fld%</td> </td></td></td></td></td>	SH <td>SBA <td>PO <td>A <td>E <td>Fld%</td> </td></td></td></td>	SBA <td>PO <td>A <td>E <td>Fld%</td> </td></td></td>	PO <td>A <td>E <td>Fld%</td> </td></td>	A <td>E <td>Fld%</td> </td>	E <td>Fld%</td>	Fld%
2024	.500	3-0	2	0	1	0	0	0	0	1	0	0	0	0	0-0	0	0	0	.000

Ryan Buckley (INF, Chanute, Kan./Chanute High School)		GP-6S	AB	R	H	2B	3B	HR	RBI	BB	HP	SO	SF	SH	SBA	PO	A	E	Fld%
Year	Avg	GP-6S <td>AB <td>R <td>H <td>2B <td>3B <td>HR <td>RBI <td>BB <td>HP <td>SO <td>SF <td>SH <td>SBA <td>PO <td>A <td>E <td>Fld%</td> </td></td></td></td></td></td></td></td></td></td></td></td></td></td></td></td>	AB <td>R <td>H <td>2B <td>3B <td>HR <td>RBI <td>BB <td>HP <td>SO <td>SF <td>SH <td>SBA <td>PO <td>A <td>E <td>Fld%</td> </td></td></td></td></td></td></td></td></td></td></td></td></td></td></td>	R <td>H <td>2B <td>3B <td>HR <td>RBI <td>BB <td>HP <td>SO <td>SF <td>SH <td>SBA <td>PO <td>A <td>E <td>Fld%</td> </td></td></td></td></td></td></td></td></td></td></td></td></td></td>	H <td>2B <td>3B <td>HR <td>RBI <td>BB <td>HP <td>SO <td>SF <td>SH <td>SBA <td>PO <td>A <td>E <td>Fld%</td> </td></td></td></td></td></td></td></td></td></td></td></td></td>	2B <td>3B <td>HR <td>RBI <td>BB <td>HP <td>SO <td>SF <td>SH <td>SBA <td>PO <td>A <td>E <td>Fld%</td> </td></td></td></td></td></td></td></td></td></td></td></td>	3B <td>HR <td>RBI <td>BB <td>HP <td>SO <td>SF <td>SH <td>SBA <td>PO <td>A <td>E <td>Fld%</td> </td></td></td></td></td></td></td></td></td></td></td>	HR <td>RBI <td>BB <td>HP <td>SO <td>SF <td>SH <td>SBA <td>PO <td>A <td>E <td>Fld%</td> </td></td></td></td></td></td></td></td></td></td>	RBI <td>BB <td>HP <td>SO <td>SF <td>SH <td>SBA <td>PO <td>A <td>E <td>Fld%</td> </td></td></td></td></td></td></td></td></td>	BB <td>HP <td>SO <td>SF <td>SH <td>SBA <td>PO <td>A <td>E <td>Fld%</td> </td></td></td></td></td></td></td></td>	HP <td>SO <td>SF <td>SH <td>SBA <td>PO <td>A <td>E <td>Fld%</td> </td></td></td></td></td></td></td>	SO <td>SF <td>SH <td>SBA <td>PO <td>A <td>E <td>Fld%</td> </td></td></td></td></td></td>	SF <td>SH <td>SBA <td>PO <td>A <td>E <td>Fld%</td> </td></td></td></td></td>	SH <td>SBA <td>PO <td>A <td>E <td>Fld%</td> </td></td></td></td>	SBA <td>PO <td>A <td>E <td>Fld%</td> </td></td></td>	PO <td>A <td>E <td>Fld%</td> </td></td>	A <td>E <td>Fld%</td> </td>	E <td>Fld%</td>	Fld%
2000	.500	6-0	4	2	2	0	0	1	2	1	1	0	0	0	0-0	0	1	0	1.000
2001	.100	16-1	10	6	1	0	0	0	1	2	0	4	0	0	1-1	2	1	1	.750
2002	.133	14-4	15	5	2	1	0	0	2	1	4	0	0	1	0-0	8	10	1	.960
Totals	.172	36-5	29	13	5	1	0	1	4	5	2	8	0	1	1-1	10	12	2	.917

Chaz Burgess (OF, Olathe, Kan./Johnson County Community College)		GP-6S	AB	R	H	2B	3B	HR	RBI	BB	HP	SO	SF	SH	SBA	PO	A	E	Fld%
Year	Avg	GP-6S <td>AB <td>R <td>H <td>2B <td>3B <td>HR <td>RBI <td>BB <td>HP <td>SO <td>SF <td>SH <td>SBA <td>PO <td>A <td>E <td>Fld%</td> </td></td></td></td></td></td></td></td></td></td></td></td></td></td></td></td>	AB <td>R <td>H <td>2B <td>3B <td>HR <td>RBI <td>BB <td>HP <td>SO <td>SF <td>SH <td>SBA <td>PO <td>A <td>E <td>Fld%</td> </td></td></td></td></td></td></td></td></td></td></td></td></td></td></td>	R <td>H <td>2B <td>3B <td>HR <td>RBI <td>BB <td>HP <td>SO <td>SF <td>SH <td>SBA <td>PO <td>A <td>E <td>Fld%</td> </td></td></td></td></td></td></td></td></td></td></td></td></td></td>	H <td>2B <td>3B <td>HR <td>RBI <td>BB <td>HP <td>SO <td>SF <td>SH <td>SBA <td>PO <td>A <td>E <td>Fld%</td> </td></td></td></td></td></td></td></td></td></td></td></td></td>	2B <td>3B <td>HR <td>RBI <td>BB <td>HP <td>SO <td>SF <td>SH <td>SBA <td>PO <td>A <td>E <td>Fld%</td> </td></td></td></td></td></td></td></td></td></td></td></td>	3B <td>HR <td>RBI <td>BB <td>HP <td>SO <td>SF <td>SH <td>SBA <td>PO <td>A <td>E <td>Fld%</td> </td></td></td></td></td></td></td></td></td></td></td>	HR <td>RBI <td>BB <td>HP <td>SO <td>SF <td>SH <td>SBA <td>PO <td>A <td>E <td>Fld%</td> </td></td></td></td></td></td></td></td></td></td>	RBI <td>BB <td>HP <td>SO <td>SF <td>SH <td>SBA <td>PO <td>A <td>E <td>Fld%</td> </td></td></td></td></td></td></td></td></td>	BB <td>HP <td>SO <td>SF <td>SH <td>SBA <td>PO <td>A <td>E <td>Fld%</td> </td></td></td></td></td></td></td></td>	HP <td>SO <td>SF <td>SH <td>SBA <td>PO <td>A <td>E <td>Fld%</td> </td></td></td></td></td></td></td>	SO <td>SF <td>SH <td>SBA <td>PO <td>A <td>E <td>Fld%</td> </td></td></td></td></td></td>	SF <td>SH <td>SBA <td>PO <td>A <td>E <td>Fld%</td> </td></td></td></td></td>	SH <td>SBA <td>PO <td>A <td>E <td>Fld%</td> </td></td></td></td>	SBA <td>PO <td>A <td>E <td>Fld%</td> </td></td></td>	PO <td>A <td>E <td>Fld%</td> </td></td>	A <td>E <td>Fld%</td> </td>	E <td>Fld%</td>	Fld%
2019	.299	43-40	157	29	47	11	1	7	32	13	2	43	1	1	5-7	72	3	0	1.000
2020	.310	15-12	42	12	13	4	1	1	5	5	3	10	0	0	3-3	44	1	0	1.000
Totals	.302	58-52	199	41	60	15	2	8	37	18	5	53	1	1	8-10	116	4	0	1.000

Ryan Burke (OF, Lee's Summit, Mo./Lee's Summit North High School)		GP-6S	AB	R	H	2B	3B	HR	RBI	BB	HP	SO	SF	SH	SBA	PO	A	E	Fld%
Year	Avg	GP-6S <td>AB <td>R <td>H <td>2B <td>3B <td>HR <td>RBI <td>BB <td>HP <td>SO <td>SF <td>SH <td>SBA <td>PO <td>A <td>E <td>Fld%</td> </td></td></td></td></td></td></td></td></td></td></td></td></td></td></td></td>	AB <td>R <td>H <td>2B <td>3B <td>HR <td>RBI <td>BB <td>HP <td>SO <td>SF <td>SH <td>SBA <td>PO <td>A <td>E <td>Fld%</td> </td></td></td></td></td></td></td></td></td></td></td></td></td></td></td>	R <td>H <td>2B <td>3B <td>HR <td>RBI <td>BB <td>HP <td>SO <td>SF <td>SH <td>SBA <td>PO <td>A <td>E <td>Fld%</td> </td></td></td></td></td></td></td></td></td></td></td></td></td></td>	H <td>2B <td>3B <td>HR <td>RBI <td>BB <td>HP <td>SO <td>SF <td>SH <td>SBA <td>PO <td>A <td>E <td>Fld%</td> </td></td></td></td></td></td></td></td></td></td></td></td></td>	2B <td>3B <td>HR <td>RBI <td>BB <td>HP <td>SO <td>SF <td>SH <td>SBA <td>PO <td>A <td>E <td>Fld%</td> </td></td></td></td></td></td></td></td></td></td></td></td>	3B <td>HR <td>RBI <td>BB <td>HP <td>SO <td>SF <td>SH <td>SBA <td>PO <td>A <td>E <td>Fld%</td> </td></td></td></td></td></td></td></td></td></td></td>	HR <td>RBI <td>BB <td>HP <td>SO <td>SF <td>SH <td>SBA <td>PO <td>A <td>E <td>Fld%</td> </td></td></td></td></td></td></td></td></td></td>	RBI <td>BB <td>HP <td>SO <td>SF <td>SH <td>SBA <td>PO <td>A <td>E <td>Fld%</td> </td></td></td></td></td></td></td></td></td>	BB <td>HP <td>SO <td>SF <td>SH <td>SBA <td>PO <td>A <td>E <td>Fld%</td> </td></td></td></td></td></td></td></td>	HP <td>SO <td>SF <td>SH <td>SBA <td>PO <td>A <td>E <td>Fld%</td> </td></td></td></td></td></td></td>	SO <td>SF <td>SH <td>SBA <td>PO <td>A <td>E <td>Fld%</td> </td></td></td></td></td></td>	SF <td>SH <td>SBA <td>PO <td>A <td>E <td>Fld%</td> </td></td></td></td></td>	SH <td>SBA <td>PO <td>A <td>E <td>Fld%</td> </td></td></td></td>	SBA <td>PO <td>A <td>E <td>Fld%</td> </td></td></td>	PO <td>A <td>E <td>Fld%</td> </td></td>	A <td>E <td>Fld%</td> </td>	E <td>Fld%</td>	Fld%
2001	.250	23-10	40	7	10	0	0	0	2	7	1	10	0	1	0-0	13	0	2	.867
2002	.269	41-32	108	26	29	6	2	6	27	10	3	19	1	4	5-8	34	6	3	.930
2003	.366	47-45	145	37	53	11	0	7	36	22	5	17	2	0	2-2	65	5	4	.946
2004	.378	59-59	201	63	76	22	3	13	72	20	13	22	2	1	0-2	98	3	6	.944
Totals	.340	170-146	494	133	168	39	5	26	137	59	22	68	5	6	7-12	210	14	15	.937

Marlon Burroughs (INF, Salina, Okla./Oral Roberts University)		GP-6S	AB	R	H	2B	3B	HR	RBI	BB	HP	SO	SF	SH	SBA	PO	A	E	Fld%
Year	Avg	GP-6S <td>AB <td>R <td>H <td>2B <td>3B <td>HR <td>RBI <td>BB <td>HP <td>SO <td>SF <td>SH <td>SBA <td>PO <td>A <td>E <td>Fld%</td> </td></td></td></td></td></td></td></td></td></td></td></td></td></td></td></td>	AB <td>R <td>H <td>2B <td>3B <td>HR <td>RBI <td>BB <td>HP <td>SO <td>SF <td>SH <td>SBA <td>PO <td>A <td>E <td>Fld%</td> </td></td></td></td></td></td></td></td></td></td></td></td></td></td></td>	R <td>H <td>2B <td>3B <td>HR <td>RBI <td>BB <td>HP <td>SO <td>SF <td>SH <td>SBA <td>PO <td>A <td>E <td>Fld%</td> </td></td></td></td></td></td></td></td></td></td></td></td></td></td>	H <td>2B <td>3B <td>HR <td>RBI <td>BB <td>HP <td>SO <td>SF <td>SH <td>SBA <td>PO <td>A <td>E <td>Fld%</td> </td></td></td></td></td></td></td></td></td></td></td></td></td>	2B <td>3B <td>HR <td>RBI <td>BB <td>HP <td>SO <td>SF <td>SH <td>SBA <td>PO <td>A <td>E <td>Fld%</td> </td></td></td></td></td></td></td></td></td></td></td></td>	3B <td>HR <td>RBI <td>BB <td>HP <td>SO <td>SF <td>SH <td>SBA <td>PO <td>A <td>E <td>Fld%</td> </td></td></td></td></td></td></td></td></td></td></td>	HR <td>RBI <td>BB <td>HP <td>SO <td>SF <td>SH <td>SBA <td>PO <td>A <td>E <td>Fld%</td> </td></td></td></td></td></td></td></td></td></td>	RBI <td>BB <td>HP <td>SO <td>SF <td>SH <td>SBA <td>PO <td>A <td>E <td>Fld%</td> </td></td></td></td></td></td></td></td></td>	BB <td>HP <td>SO <td>SF <td>SH <td>SBA <td>PO <td>A <td>E <td>Fld%</td> </td></td></td></td></td></td></td></td>	HP <td>SO <td>SF <td>SH <td>SBA <td>PO <td>A <td>E <td>Fld%</td> </td></td></td></td></td></td></td>	SO <td>SF <td>SH <td>SBA <td>PO <td>A <td>E <td>Fld%</td> </td></td></td></td></td></td>	SF <td>SH <td>SBA <td>PO <td>A <td>E <td>Fld%</td> </td></td></td></td></td>	SH <td>SBA <td>PO <td>A <td>E <td>Fld%</td> </td></td></td></td>	SBA <td>PO <td>A <td>E <td>Fld%</td> </td></td></td>	PO <td>A <td>E <td>Fld%</td> </td></td>	A <td>E <td>Fld%</td> </td>	E <td>Fld%</td>	Fld%
1996	.298	31-30	114	24	34	4	1	0	12	7	3	17	0	1	14-17	31	79	15	.880
1997	.395	48-46	147	44	58	7	3	2	41	13	8	17	3	1	12-13	85	100	20	.902
Totals	.352	79-76	261	68	92	11	4	2	53	20	11	34	3	2	26-30	116	179	35	.894

Matt Campbell (1B, Fort Scott, Kan./Fort Scott Community College)		GP-6S	AB	R	H	2B	3B	HR	RBI	BB	HP	SO	SF	SH	SBA	PO	A	E	Fld%
Year	Avg	GP-6S <td>AB <td>R <td>H <td>2B <td>3B <td>HR <td>RBI <td>BB <td>HP <td>SO <td>SF <td>SH <td>SBA <td>PO <td>A <td>E <td>Fld%</td> </td></td></td></td></td></td></td></td></td></td></td></td></td></td></td></td>	AB <td>R <td>H <td>2B <td>3B <td>HR <td>RBI <td>BB <td>HP <td>SO <td>SF <td>SH <td>SBA <td>PO <td>A <td>E <td>Fld%</td> </td></td></td></td></td></td></td></td></td></td></td></td></td></td></td>	R <td>H <td>2B <td>3B <td>HR <td>RBI <td>BB <td>HP <td>SO <td>SF <td>SH <td>SBA <td>PO <td>A <td>E <td>Fld%</td> </td></td></td></td></td></td></td></td></td></td></td></td></td></td>	H <td>2B <td>3B <td>HR <td>RBI <td>BB <td>HP <td>SO <td>SF <td>SH <td>SBA <td>PO <td>A <td>E <td>Fld%</td> </td></td></td></td></td></td></td></td></td></td></td></td></td>	2B <td>3B <td>HR <td>RBI <td>BB <td>HP <td>SO <td>SF <td>SH <td>SBA <td>PO <td>A <td>E <td>Fld%</td> </td></td></td></td></td></td></td></td></td></td></td></td>	3B <td>HR <td>RBI <td>BB <td>HP <td>SO <td>SF <td>SH <td>SBA <td>PO <td>A <td>E <td>Fld%</td> </td></td></td></td></td></td></td></td></td></td></td>	HR <td>RBI <td>BB <td>HP <td>SO <td>SF <td>SH <td>SBA <td>PO <td>A <td>E <td>Fld%</td> </td></td></td></td></td></td></td></td></td></td>	RBI <td>BB <td>HP <td>SO <td>SF <td>SH <td>SBA <td>PO <td>A <td>E <td>Fld%</td> </td></td></td></td></td></td></td></td></td>	BB <td>HP <td>SO <td>SF <td>SH <td>SBA <td>PO <td>A <td>E <td>Fld%</td> </td></td></td></td></td></td></td></td>	HP <td>SO <td>SF <td>SH <td>SBA <td>PO <td>A <td>E <td>Fld%</td> </td></td></td></td></td></td></td>	SO <td>SF <td>SH <td>SBA <td>PO <td>A <td>E <td>Fld%</td> </td></td></td></td></td></td>	SF <td>SH <td>SBA <td>PO <td>A <td>E <td>Fld%</td> </td></td></td></td></td>	SH <td>SBA <td>PO <td>A <td>E <td>Fld%</td> </td></td></td></td>	SBA <td>PO <td>A <td>E <td>Fld%</td> </td></td></td>	PO <td>A <td>E <td>Fld%</td> </td></td>	A <td>E <td>Fld%</td> </td>	E <td>Fld%</td>	Fld%
2023	.000	1-0	0	1	0	0	0	0	0	0	1	0	0	0	0-0	1	0	0	1.000
2024	.091	9-1	11	1	1	1	0	0	1	1	1	5	1	0	0-0	3	0	0	1.000
Totals	.182	10-1	11	2	1	1	0	0	1	1	2	5	1	0	0-0	4	0	0	1.000

Michael Campbell (INF, Valley Center, Kan./Valley Center High School)		GP-6S	AB	R	H	2B	3B	HR	RBI	BB	HP	SO	SF	SH	SBA	PO	A	E	Fld%
Year	Avg	GP-6S <td>AB <td>R <td>H <td>2B <td>3B <td>HR <td>RBI <td>BB <td>HP <td>SO <td>SF <td>SH <td>SBA <td>PO <td>A <td>E <td>Fld%</td> </td></td></td></td></td></td></td></td></td></td></td></td></td></td></td></td>	AB <td>R <td>H <td>2B <td>3B <td>HR <td>RBI <td>BB <td>HP <td>SO <td>SF <td>SH <td>SBA <td>PO <td>A <td>E <td>Fld%</td> </td></td></td></td></td></td></td></td></td></td></td></td></td></td></td>	R <td>H <td>2B <td>3B <td>HR <td>RBI <td>BB <td>HP <td>SO <td>SF <td>SH <td>SBA <td>PO <td>A <td>E <td>Fld%</td> </td></td></td></td></td></td></td></td></td></td></td></td></td></td>	H <td>2B <td>3B <td>HR <td>RBI <td>BB <td>HP <td>SO <td>SF <td>SH <td>SBA <td>PO <td>A <td>E <td>Fld%</td> </td></td></td></td></td></td></td></td></td></td></td></td></td>	2B <td>3B <td>HR <td>RBI <td>BB <td>HP <td>SO <td>SF <td>SH <td>SBA <td>PO <td>A <td>E <td>Fld%</td> </td></td></td></td></td></td></td></td></td></td></td></td>	3B <td>HR <td>RBI <td>BB <td>HP <td>SO <td>SF <td>SH <td>SBA <td>PO <td>A <td>E <td>Fld%</td> </td></td></td></td></td></td></td></td></td></td></td>	HR <td>RBI <td>BB <td>HP <td>SO <td>SF <td>SH <td>SBA <td>PO <td>A <td>E <td>Fld%</td> </td></td></td></td></td></td></td></td></td></td>	RBI <td>BB <td>HP <td>SO <td>SF <td>SH <td>SBA <td>PO <td>A <td>E <td>Fld%</td> </td></td></td></td></td></td></td></td></td>	BB <td>HP <td>SO <td>SF <td>SH <td>SBA <td>PO <td>A <td>E <td>Fld%</td> </td></td></td></td></td></td></td></td>	HP <td>SO <td>SF <td>SH <td>SBA <td>PO <td>A <td>E <td>Fld%</td> </td></td></td></td></td></td></td>	SO <td>SF <td>SH <td>SBA <td>PO <td>A <td>E <td>Fld%</td> </td></td></td></td></td></td>	SF <td>SH <td>SBA <td>PO <td>A <td>E <td>Fld%</td> </td></td></td></td></td>	SH <td>SBA <td>PO <td>A <td>E <td>Fld%</td> </td></td></td></td>	SBA <td>PO <td>A <td>E <td>Fld%</td> </td></td></td>	PO <td>A <td>E <td>Fld%</td> </td></td>	A <td>E <td>Fld%</td> </td>	E <td>Fld%</td>	Fld%
2004	.222	20-4	27	8	6	1	0	0	7	5	2	6	2	0	0-0	4	12	0	1.000
2005	.357	13-1	14	4	5	2	0	0	4	3	0	4	0	0	1-0	11	12	2	.920
2006	.167	13-2	18	3	3	1	0	0	2	3	0	6	0	0	0-0	11	11	2	.917
2007	.211	44-38	128	15	27	2	1	2	23	14	1	28	0	6	0-0	75	99	9	.951
Totals	.219	90-45	187	30	41	6	1	2	36	25	3	44	2	7	0-0	101	134	13	.948

Caleb Carr (OF, White Hall, Ark./ Henderson State University)		GP-6S	AB	R	H	2B	3B	HR	RBI	BB	HP	SO	SF	SH	SBA	PO	A	E	Fld%
Year	Avg	GP-6S <td>AB <td>R <td>H <td>2B <td>3B <td>HR <td>RBI <td>BB <td>HP <td>SO <td>SF <td>SH <td>SBA <td>PO <td>A <td>E <td>Fld%</td> </td></td></td></td></td></td></td></td></td></td></td></td></td></td></td></td>	AB <td>R <td>H <td>2B <td>3B <td>HR <td>RBI <td>BB <td>HP <td>SO <td>SF <td>SH <td>SBA <td>PO <td>A <td>E <td>Fld%</td> </td></td></td></td></td></td></td></td></td></td></td></td></td></td></td>	R <td>H <td>2B <td>3B <td>HR <td>RBI <td>BB <td>HP <td>SO <td>SF <td>SH <td>SBA <td>PO <td>A <td>E <td>Fld%</td> </td></td></td></td></td></td></td></td></td></td></td></td></td></td>	H <td>2B <td>3B <td>HR <td>RBI <td>BB <td>HP <td>SO <td>SF <td>SH <td>SBA <td>PO <td>A <td>E <td>Fld%</td> </td></td></td></td></td></td></td></td></td></td></td></td></td>	2B <td>3B <td>HR <td>RBI <td>BB <td>HP <td>SO <td>SF <td>SH <td>SBA <td>PO <td>A <td>E <td>Fld%</td> </td></td></td></td></td></td></td></td></td></td></td></td>	3B <td>HR <td>RBI <td>BB <td>HP <td>SO <td>SF <td>SH <td>SBA <td>PO <td>A <td>E <td>Fld%</td> </td></td></td></td></td></td></td></td></td></td></td>	HR <td>RBI <td>BB <td>HP <td>SO <td>SF <td>SH <td>SBA <td>PO <td>A <td>E <td>Fld%</td> </td></td></td></td></td></td></td></td></td></td>	RBI <td>BB <td>HP <td>SO <td>SF <td>SH <td>SBA <td>PO <td>A <td>E <td>Fld%</td> </td></td></td></td></td></td></td></td></td>	BB <td>HP <td>SO <td>SF <td>SH <td>SBA <td>PO <td>A <td>E <td>Fld%</td> </td></td></td></td></td></td></td></td>	HP <td>SO <td>SF <td>SH <td>SBA <td>PO <td>A <td>E <td>Fld%</td> </td></td></td></td></td></td></td>	SO <td>SF <td>SH <td>SBA <td>PO <td>A <td>E <td>Fld%</td> </td></td></td></td></td></td>	SF <td>SH <td>SBA <td>PO <td>A <td>E <td>Fld%</td> </td></td></td></td></td>	SH <td>SBA <td>PO <td>A <td>E <td>Fld%</td> </td></td></td></td>	SBA <td>PO <td>A <td>E <td>Fld%</td> </td></td></td>	PO <td>A <td>E <td>Fld%</td> </td></td>	A <td>E <td>Fld%</td> </td>	E <td>Fld%</td>	Fld%
2021	.277	40-36	141	26	39	10	1	4	25	13	3	47	0	4	1-3	0	0	0	.000
2022	.348	45-34	135	32	47	10	0	7	41	20	1	38	1	0	0-0	22	1	2	.920
Totals	.312	85-70	276	58	86	20	1	11	66	33	4	85	1	4	1-3	22	1	2	.920

Hector Carrillo (C, Tulsa, Okla./ Dodge City Community College)		GP-6S	AB	R	H	2B	3B	HR	RBI	BB	HP	SO	SF	SH	SBA	PO	A	E	Fld%
Year	Avg	GP-6S <td>AB <td>R <td>H <td>2B <td>3B <td>HR <td>RBI <td>BB <td>HP <td>SO <td>SF <td>SH <td>SBA <td>PO <td>A <td>E <td>Fld%</td> </td></td></td></td></td></td></td></td></td></td></td></td></td></td></td></td>	AB <td>R <td>H <td>2B <td>3B <td>HR <td>RBI <td>BB <td>HP <td>SO <td>SF <td>SH <td>SBA <td>PO <td>A <td>E <td>Fld%</td> </td></td></td></td></td></td></td></td></td></td></td></td></td></td></td>	R <td>H <td>2B <td>3B <td>HR <td>RBI <td>BB <td>HP <td>SO <td>SF <td>SH <td>SBA <td>PO <td>A <td>E <td>Fld%</td> </td></td></td></td></td></td></td></td></td></td></td></td></td></td>	H <td>2B <td>3B <td>HR <td>RBI <td>BB <td>HP <td>SO <td>SF <td>SH <td>SBA <td>PO <td>A <td>E <td>Fld%</td> </td></td></td></td></td></td></td></td></td></td></td></td></td>	2B <td>3B <td>HR <td>RBI <td>BB <td>HP <td>SO <td>SF <td>SH <td>SBA <td>PO <td>A <td>E <td>Fld%</td> </td></td></td></td></td></td></td></td></td></td></td></td>	3B <td>HR <td>RBI <td>BB <td>HP <td>SO <td>SF <td>SH <td>SBA <td>PO <td>A <td>E <td>Fld%</td> </td></td></td></td></td></td></td></td></td></td></td>	HR <td>RBI <td>BB <td>HP <td>SO <td>SF <td>SH <td>SBA <td>PO <td>A <td>E <td>Fld%</td> </td></td></td></td></td></td></td></td></td></td>	RBI <td>BB <td>HP <td>SO <td>SF <td>SH <td>SBA <td>PO <td>A <td>E <td>Fld%</td> </td></td></td></td></td></td></td></td></td>	BB <td>HP <td>SO <td>SF <td>SH <td>SBA <td>PO <td>A <td>E <td>Fld%</td> </td></td></td></td></td></td></td></td>	HP <td>SO <td>SF <td>SH <td>SBA <td>PO <td>A <td>E <td>Fld%</td> </td></td></td></td></td></td></td>	SO <td>SF <td>SH <td>SBA <td>PO <td>A <td>E <td>Fld%</td> </td></td></td></td></td></td>	SF <td>SH <td>SBA <td>PO <td>A <td>E <td>Fld%</td> </td></td></td></td></td>	SH <td>SBA <td>PO <td>A <td>E <td>Fld%</td> </td></td></td></td>	SBA <td>PO <td>A <td>E <td>Fld%</td> </td></td></td>	PO <td>A <td>E <td>Fld%</td> </td></td>	A <td>E <td>Fld%</td> </td>	E <td>Fld%</td>	Fld%
2021	.217	9-4	23	1	5	2	0	0	6	0	0	8	0	0	1-1	34	5	0	1.000
2022	.250	16-8	28	7	7	1	0	4	3	2	10	0	0	0	0-0	74	3	1	.987
Totals	.235	25-12	51	8	12	3	0	0	10	3	2	18	0	0	1-1	108	8	1	.991

Tanner Carpenter (INF, Wichita, Kan./Barton County Community College)		GP-6S	AB	R	H	2B	3B	HR	RBI	BB	HP	SO	SF	SH	SBA	PO	A	E	Fld%
Year	Avg	GP-6S <td>AB <td>R <td>H <td>2B <td>3B <td>HR <td>RBI <td>BB <td>HP <td>SO <td>SF <td>SH <td>SBA <td>PO <td>A <td>E <td>Fld%</td> </td></td></td></td></td></td></td></td></td></td></td></td></td></td></td></td>	AB <td>R <td>H <td>2B <td>3B <td>HR <td>RBI <td>BB <td>HP <td>SO <td>SF <td>SH <td>SBA <td>PO <td>A <td>E <td>Fld%</td> </td></td></td></td></td></td></td></td></td></td></td></td></td></td></td>	R <td>H <td>2B <td>3B <td>HR <td>RBI <td>BB <td>HP <td>SO <td>SF <td>SH <td>SBA <td>PO <td>A <td>E <td>Fld%</td> </td></td></td></td></td></td></td></td></td></td></td></td></td></td>	H <td>2B <td>3B <td>HR <td>RBI <td>BB <td>HP <td>SO <td>SF <td>SH <td>SBA <td>PO <td>A <td>E <td>Fld%</td> </td></td></td></td></td></td></td></td></td></td></td></td></td>	2B <td>3B <td>HR <td>RBI <td>BB <td>HP <td>SO <td>SF <td>SH <td>SBA <td>PO <td>A <td>E <td>Fld%</td> </td></td></td></td></td></td></td></td></td></td></td></td>	3B <td>HR <td>RBI <td>BB <td>HP <td>SO <td>SF <td>SH <td>SBA <td>PO <td>A <td>E <td>Fld%</td> </td></td></td></td></td></td></td></td></td></td></td>	HR <td>RBI <td>BB <td>HP <td>SO <td>SF <td>SH <td>SBA <td>PO <td>A <td>E <td>Fld%</td> </td></td></td></td></td></td></td></td></td></td>	RBI <td>BB <td>HP <td>SO <td>SF <td>SH <td>SBA <td>PO <td>A <td>E <td>Fld%</td> </td></td></td></td></td></td></td></td></td>	BB <td>HP <td>SO <td>SF <td>SH <td>SBA <td>PO <td>A <td>E <td>Fld%</td> </td></td></td></td></td></td></td></td>	HP <td>SO <td>SF <td>SH <td>SBA <td>PO <td>A <td>E <td>Fld%</td> </td></td></td></td></td></td></td>	SO <td>SF <td>SH <td>SBA <td>PO <td>A <td>E <td>Fld%</td> </td></td></td></td></td></td>	SF <td>SH <td>SBA <td>PO <td>A <td>E <td>Fld%</td> </td></td></td></td></td>	SH <td>SBA <td>PO <td>A <td>E <td>Fld%</td> </td></td></td></td>	SBA <td>PO <td>A <td>E <td>Fld%</td> </td></td></td>	PO <td>A <td>E <td>Fld%</td> </td></td>	A <td>E <td>Fld%</td> </td>	E <td>Fld%</td>	Fld%
2013	.302	23-11	43	9	13	1	0	0	2	4	1	5	0	1	4-6	4	6	1	.909

Ryan Cedeno (C, Pittsburg, Kan./St. Mary's Colgan High School)		GP-6S	AB	R	H	2B	3B	HR	RBI	BB	HP	SO	SF	SH	SBA	PO	A	E	Fld%
Year	Avg	GP-6S <td>AB <td>R <td>H <td>2B <td>3B <td>HR <td>RBI <td>BB <td>HP <td>SO <td>SF <td>SH <td>SBA <td>PO <td>A <td>E <td>Fld%</td> </td></td></td></td></td></td></td></td></td></td></td></td></td></td></td></td>	AB <td>R <td>H <td>2B <td>3B <td>HR <td>RBI <td>BB <td>HP <td>SO <td>SF <td>SH <td>SBA <td>PO <td>A <td>E <td>Fld%</td> </td></td></td></td></td></td></td></td></td></td></td></td></td></td></td>	R <td>H <td>2B <td>3B <td>HR <td>RBI <td>BB <td>HP <td>SO <td>SF <td>SH <td>SBA <td>PO <td>A <td>E <td>Fld%</td> </td></td></td></td></td></td></td></td></td></td></td></td></td></td>	H <td>2B <td>3B <td>HR <td>RBI <td>BB <td>HP <td>SO <td>SF <td>SH <td>SBA <td>PO <td>A <td>E <td>Fld%</td> </td></td></td></td></td></td></td></td></td></td></td></td></td>	2B <td>3B <td>HR <td>RBI <td>BB <td>HP <td>SO <td>SF <td>SH <td>SBA <td>PO <td>A <td>E <td>Fld%</td> </td></td></td></td></td></td></td></td></td></td></td></td>	3B <td>HR <td>RBI <td>BB <td>HP <td>SO <td>SF <td>SH <td>SBA <td>PO <td>A <td>E <td>Fld%</td> </td></td></td></td></td></td></td></td></td></td></td>	HR <td>RBI <td>BB <td>HP <td>SO <td>SF <td>SH <td>SBA <td>PO <td>A <td>E <td>Fld%</td> </td></td></td></td></td></td></td></td></td></td>	RBI <td>BB <td>HP <td>SO <td>SF <td>SH <td>SBA <td>PO <td>A <td>E <td>Fld%</td> </td></td></td></td></td></td></td></td></td>	BB <td>HP <td>SO <td>SF <td>SH <td>SBA <td>PO <td>A <td>E <td>Fld%</td> </td></td></td></td></td></td></td></td>	HP <td>SO <td>SF <td>SH <td>SBA <td>PO <td>A <td>E <td>Fld%</td> </td></td></td></td></td></td></td>	SO <td>SF <td>SH <td>SBA <td>PO <td>A <td>E <td>Fld%</td> </td></td></td></td></td></td>	SF <td>SH <td>SBA <td>PO <td>A <td>E <td>Fld%</td> </td></td></td></td></td>	SH <td>SBA <td>PO <td>A <td>E <td>Fld%</td> </td></td></td></td>	SBA <td>PO <td>A <td>E <td>Fld%</td> </td></td></td>	PO <td>A <td>E <td>Fld%</td> </td></td>	A <td>E <td>Fld%</td> </td>	E <td>Fld%</td>	Fld%
2018	.200	5-0	5	0	1	1	0	0	0	0	0	1	0	0	0-0	0	0	0	.000
2019	.700	7-0	6	1	1	0	0	0	0	0	1	0	0	0	0-0	0	0	0	1.000
2020	.800	2-0	2	1	0	0	0	1	2	0	0	1	0	0	0-0	0	0	0	1.000
Totals	.230	14-0	13	2	3	1	0	1	2	0	1	3	0	0	0-0	0	0	0	1.000

John Chaisson (OF, Oologah, Okla./Cowley County Community College)		GP-6S	AB	R	H	2B	3B	HR	RBI	BB	HP	SO	SF	SH	SBA	PO	A	E	Fld%
Year	Avg	GP-6S <td>AB <td>R <td>H <td>2B <td>3B <td>HR <td>RBI <td>BB <td>HP <td>SO <td>SF <td>SH <td>SBA <td>PO <td>A <td>E <td>Fld%</td> </td></td></td></td></td></td></td></td></td></td></td></td></td></td></td></td>	AB <td>R <td>H <td>2B <td>3B <td>HR <td>RBI <td>BB <td>HP <td>SO <td>SF <td>SH <td>SBA <td>PO <td>A <td>E <td>Fld%</td> </td></td></td></td></td></td></td></td></td></td></td></td></td></td></td>	R <td>H <td>2B <td>3B <td>HR <td>RBI <td>BB <td>HP <td>SO <td>SF <td>SH <td>SBA <td>PO <td>A <td>E <td>Fld%</td> </td></td></td></td></td></td></td></td></td></td></td></td></td></td>	H <td>2B <td>3B <td>HR <td>RBI <td>BB <td>HP <td>SO <td>SF <td>SH <td>SBA <td>PO <td>A <td>E <td>Fld%</td> </td></td></td></td></td></td></td></td></td></td></td></td></td>	2B <td>3B <td>HR <td>RBI <td>BB <td>HP <td>SO <td>SF <td>SH <td>SBA <td>PO <td>A <td>E <td>Fld%</td> </td></td></td></td></td></td></td></td></td></td></td></td>	3B <td>HR <td>RBI <td>BB <td>HP <td>SO <td>SF <td>SH <td>SBA <td>PO <td>A <td>E <td>Fld%</td> </td></td></td></td></td></td></td></td></td></td></td>	HR <td>RBI <td>BB <td>HP <td>SO <td>SF <td>SH <td>SBA <td>PO <td>A <td>E <td>Fld%</td> </td></td></td></td></td></td></td></td></td></td>	RBI <td>BB <td>HP <td>SO <td>SF <td>SH <td>SBA <td>PO <td>A <td>E <td>Fld%</td> </td></td></td></td></td></td></td></td></td>	BB <td>HP <td>SO <td>SF <td>SH <td>SBA <td>PO <td>A <td>E <td>Fld%</td> </td></td></td></td></td></td></td></td>	HP <td>SO <td>SF <td>SH <td>SBA <td>PO <td>A <td>E <td>Fld%</td> </td></td></td></td></td></td></td>	SO <td>SF <td>SH <td>SBA <td>PO <td>A <td>E <td>Fld%</td> </td></td></td></td></td></td>	SF <td>SH <td>SBA <td>PO <td>A <td>E <td>Fld%</td> </td></td></td></td></td>	SH <td>SBA <td>PO <td>A <td>E <td>Fld%</td> </td></td></td></td>	SBA <td>PO <td>A <td>E <td>Fld%</td> </td></td></td>	PO <td>A <td>E <td>Fld%</td> </td></td>	A <td>E <td>Fld%</td> </td>	E <td>Fld%</td>	Fld%
2009	.272	33-32	103	16	28	6	3	1	18	18	2	25	1	1	2-4	29	2	2	.939

Tommy Chapa (P, Yukon, Okla./Fort Scott Community College)		GP-6S	AB	R	H	2B	3B	HR	RBI	BB	HP	SO	SF	SH	SBA	PO	A	E	Fld%
Year	Avg	GP-6S <td>AB <td>R <td>H <td>2B <td>3B <td>HR <td>RBI <td>BB <td>HP <td>SO <td>SF <td>SH <td>SBA <td>PO <td>A <td>E <td>Fld%</td> </td></td></td></td></td></td></td></td></td></td></td></td></td></td></td></td>	AB <td>R <td>H <td>2B <td>3B <td>HR <td>RBI <td>BB <td>HP <td>SO <td>SF <td>SH <td>SBA <td>PO <td>A <td>E <td>Fld%</td> </td></td></td></td></td></td></td></td></td></td></td></td></td></td></td>	R <td>H <td>2B <td>3B <td>HR <td>RBI <td>BB <td>HP <td>SO <td>SF <td>SH <td>SBA <td>PO <td>A <td>E <td>Fld%</td> </td></td></td></td></td></td></td></td></td></td></td></td></td></td>	H <td>2B <td>3B <td>HR <td>RBI <td>BB <td>HP <td>SO <td>SF <td>SH <td>SBA <td>PO <td>A <td>E <td>Fld%</td> </td></td></td></td></td></td></td></td></td></td></td></td></td>	2B <td>3B <td>HR <td>RBI <td>BB <td>HP <td>SO <td>SF <td>SH <td>SBA <td>PO <td>A <td>E <td>Fld%</td> </td></td></td></td></td></td></td></td></td></td></td></td>	3B <td>HR <td>RBI <td>BB <td>HP <td>SO <td>SF <td>SH <td>SBA <td>PO <td>A <td>E <td>Fld%</td> </td></td></td></td></td></td></td></td></td></td></td>	HR <td>RBI <td>BB <td>HP <td>SO <td>SF <td>SH <td>SBA <td>PO <td>A <td>E <td>Fld%</td> </td></td></td></td></td></td></td></td></td></td>	RBI <td>BB <td>HP <td>SO <td>SF <td>SH <td>SBA <td>PO <td>A <td>E <td>Fld%</td> </td></td></td></td></td></td></td></td></td>	BB <td>HP <td>SO <td>SF <td>SH <td>SBA <td>PO <td>A <td>E <td>Fld%</td> </td></td></td></td></td></td></td></td>	HP <td>SO <td>SF <td>SH <td>SBA <td>PO <td>A <td>E <td>Fld%</td> </td></td></td></td></td></td></td>	SO <td>SF <td>SH <td>SBA <td>PO <td>A <td>E <td>Fld%</td> </td></td></td></td></td></td>	SF <td>SH <td>SBA <td>PO <td>A <td>E <td>Fld%</td> </td></td></td></td></td>	SH <td>SBA <td>PO <td>A <td>E <td>Fld%</td> </td></td></td></td>	SBA <td>PO <td>A <td>E <td>Fld%</td> </td></td></td>	PO <td>A <td>E <td>Fld%</td> </td></td>	A <td>E <td>Fld%</td> </td>	E <td>Fld%</td>	Fld%
1991	.000	1-0	0	0	0	0	0	0	0	0	0	0	0	0	0-0	1	15	1	.941

Rob Cicero (OF, Pittsburg, Kan./Missouri Western State University)		GP-6S	AB	R	H	2B	3B	HR	RBI	BB	HP	SO	SF	SH	SBA	PO	A	E	Fld%
Year	Avg	GP-6S <td>AB <td>R <td>H <td>2B <td>3B <td>HR <td>RBI <td>BB <td>HP <td>SO <td>SF <td>SH <td>SBA <td>PO <td>A <td>E <td>Fld%</td> </td></td></td></td></td></td></td></td></td></td></td></td></td></td></td></td>	AB <td>R <td>H <td>2B <td>3B <td>HR <td>RBI <td>BB <td>HP <td>SO <td>SF <td>SH <td>SBA <td>PO <td>A <td>E <td>Fld%</td> </td></td></td></td></td></td></td></td></td></td></td></td></td></td></td>	R <td>H <td>2B <td>3B <td>HR <td>RBI <td>BB <td>HP <td>SO <td>SF <td>SH <td>SBA <td>PO <td>A <td>E <td>Fld%</td> </td></td></td></td></td></td></td></td></td></td></td></td></td></td>	H <td>2B <td>3B <td>HR <td>RBI <td>BB <td>HP <td>SO <td>SF <td>SH <td>SBA <td>PO <td>A <td>E <td>Fld%</td> </td></td></td></td></td></td></td></td></td></td></td></td></td>	2B <td>3B <td>HR <td>RBI <td>BB <td>HP <td>SO <td>SF <td>SH <td>SBA <td>PO <td>A <td>E <td>Fld%</td> </td></td></td></td></td></td></td></td></td></td></td></td>	3B <td>HR <td>RBI <td>BB <td>HP <td>SO <td>SF <td>SH <td>SBA <td>PO <td>A <td>E <td>Fld%</td> </td></td></td></td></td></td></td></td></td></td></td>	HR <td>RBI <td>BB <td>HP <td>SO <td>SF <td>SH <td>SBA <td>PO <td>A <td>E <td>Fld%</td> </td></td></td></td></td></td></td></td></td></td>	RBI <td>BB <td>HP <td>SO <td>SF <td>SH <td>SBA <td>PO <td>A <td>E <td>Fld%</td> </td></td></td></td></td></td></td></td></td>	BB <td>HP <td>SO <td>SF <td>SH <td>SBA <td>PO <td>A <td>E <td>Fld%</td> </td></td></td></td></td></td></td></td>	HP <td>SO <td>SF <td>SH <td>SBA <td>PO <td>A <td>E <td>Fld%</td> </td></td></td></td></td></td></td>	SO <td>SF <td>SH <td>SBA <td>PO <td>A <td>E <td>Fld%</td> </td></td></td></td></td></td>	SF <td>SH <td>SBA <td>PO <td>A <td>E <td>Fld%</td> </td></td></td></td></td>	SH <td>SBA <td>PO <td>A <td>E <td>Fld%</td> </td></td></td></td>	SBA <td>PO <td>A <td>E <td>Fld%</td> </td></td></td>	PO <td>A <td>E <td>Fld%</td> </td></td>	A <td>E <td>Fld%</td> </td>	E <td>Fld%</td>	Fld%
1993	.409	33-33	115	38	47	9	0	6	33	27	2	19	0	2	24-32	72	2	1	.987

Hunter Clanin (OF, Columbus, Ohio/Bowling Green State University)		GP-6S	AB	R	H	2B	3B	HR	RBI	BB	HP	SO	SF	SH	SBA	PO	A	E	Fld%
Year	Avg	GP-6S <td>AB <td>R <td>H <td>2B <td>3B <td>HR <td>RBI <td>BB <td>HP <td>SO <td>SF <td>SH <td>SBA <td>PO <td>A <td>E <td>Fld%</td> </td></td></td></td></td></td></td></td></td></td></td></td></td></td></td></td>	AB <td>R <td>H <td>2B <td>3B <td>HR <td>RBI <td>BB <td>HP <td>SO <td>SF <td>SH <td>SBA <td>PO <td>A <td>E <td>Fld%</td> </td></td></td></td></td></td></td></td></td></td></td></td></td></td></td>	R <td>H <td>2B <td>3B <td>HR <td>RBI <td>BB <td>HP <td>SO <td>SF <td>SH <td>SBA <td>PO <td>A <td>E <td>Fld%</td> </td></td></td></td></td></td></td></td></td></td></td></td></td></td>	H <td>2B <td>3B <td>HR <td>RBI <td>BB <td>HP <td>SO <td>SF <td>SH <td>SBA <td>PO <td>A <td>E <td>Fld%</td> </td></td></td></td></td></td></td></td></td></td></td></td></td>	2B <td>3B <td>HR <td>RBI <td>BB <td>HP <td>SO <td>SF <td>SH <td>SBA <td>PO <td>A <td>E <td>Fld%</td> </td></td></td></td></td></td></td></td></td></td></td></td>	3B <td>HR <td>RBI <td>BB <td>HP <td>SO <td>SF <td>SH <td>SBA <td>PO <td>A <td>E <td>Fld%</td> </td></td></td></td></td></td></td></td></td></td></td>	HR <td>RBI <td>BB <td>HP <td>SO <td>SF <td>SH <td>SBA <td>PO <td>A <td>E <td>Fld%</td> </td></td></td></td></td></td></td></td></td></td>	RBI <td>BB <td>HP <td>SO <td>SF <td>SH <td>SBA <td>PO <td>A <td>E <td>Fld%</td> </td></td></td></td></td></td></td></td></td>	BB <td>HP <td>SO <td>SF <td>SH <td>SBA <td>PO <td>A <td>E <td>Fld%</td> </td></td></td></td></td></td></td></td>	HP <td>SO <td>SF <td>SH <td>SBA <td>PO <td>A <td>E <td>Fld%</td> </td></td></td></td></td></td></td>	SO <td>SF <td>SH <td>SBA <td>PO <td>A <td>E <td>Fld%</td> </td></td></td></td></td></td>	SF <td>SH <td>SBA <td>PO <td>A <td>E <td>Fld%</td> </td></td></td></td></td>	SH <td>SBA <td>PO <td>A <td>E <td>Fld%</td> </td></td></td></td>	SBA <td>PO <td>A <td>E <td>Fld%</td> </td></td></td>	PO <td>A <td>E <td>Fld%</td> </td></td>	A <td>E <td>Fld%</td> </td>	E <td>Fld%</td>	Fld%
2017	.347	50-50	199	49	69	17	3	8	48	19	3								

# Hitting/Fielding Statistics ('91-pres.)

## Cade Clemons (INF, Lee's Summit, Mo./Wichita State University)

Year	Avg	GP-6S	AB	R	H	2B	3B	HR	RBI	BB	HP	SO	SF	SH	SBA	PO	A	E	Fld%
2022	.262	29-24	83	22	2	3	3	0	15	14	0	31	0	0	4.5	11	40	10	.836
2023	.335	52-30	191	52	64	13	3	18	52	32	5	35	1	0	8-10	68	125	13	.937
2024	.268	51-30	179	39	48	7	6	10	41	27	5	58	3	2	1-4	49	118	16	.913
Totals	.295	132-124	454	113	134	23	9	22	108	73	11	144	4	0	13-19	128	283	39	.913

## Chris Cochran (OF, Lockwood, Mo./Jefferson College)

Year	Avg	GP-6S	AB	R	H	2B	3B	HR	RBI	BB	HP	SO	SF	SH	SBA	PO	A	E	Fld%
1996	.304	39-37	135	30	4	5	5	0	19	10	0	23	0	5	4-4	72	4	1	.987
1997	.313	45-43	131	33	41	7	0	3	21	16	3	20	2	8	4-6	81	2	4	.954
Totals	.308	84-80	266	63	82	12	5	3	40	26	3	43	2	13	8-10	153	6	5	.970

## Aaron Coester (OF, Girard, Kan./Girard High School)

Year	Avg	GP-6S	AB	R	H	2B	3B	HR	RBI	BB	HP	SO	SF	SH	SBA	PO	A	E	Fld%
1991	.063	8-4	16	2	1	0	0	0	0	1	0	4	0	0	1-1	12	0	0	1.000

## Karson Coffee (OF, Bentonville, Ark./Eastern Oklahoma State College)

Year	Avg	GP-6S	AB	R	H	2B	3B	HR	RBI	BB	HP	SO	SF	SH	SBA	PO	A	E	Fld%
2022	.238	25-8	42	7	10	2	0	0	5	2	3	13	1	0	3-3	29	1	1	.968
2023	.347	46-38	173	47	60	22	2	11	47	14	6	53	0	0	12-14	81	3	1	.988
2024	.294	27-24	85	22	25	1	0	7	29	11	4	31	1	0	8-10	40	1	1	.976
Total	.317	98-70	300	76	95	25	2	18	81	27	13	97	2	0	23-27	150	5	3	.981

## Ken Cook (C, Baxter Springs, Kan./Baxter Springs High School)

Year	Avg	GP-6S	AB	R	H	2B	3B	HR	RBI	BB	HP	SO	SF	SH	SBA	PO	A	E	Fld%
1991	.171	18-17	41	0	7	0	0	0	1	13	0	5	0	0	0-0	96	8	3	.972
1992	.163	20-16	43	0	7	0	0	0	0	8	0	13	0	0	1-1	92	10	1	.990
1993	.200	5-3	10	1	2	0	0	0	1	3	0	2	0	0	0	14	3	0	1.000
1994	.250	16-15	36	4	9	0	0	0	4	11	0	4	0	2	0-0	87	8	2	.979
Totals	.192	59-51	130	5	25	2	0	0	6	35	0	24	0	3	1-1	289	29	6	.981

## Phil Cook (INF, Baxter Springs, Kan./Allen County Community College)

Year	Avg	GP-6S	AB	R	H	2B	3B	HR	RBI	BB	HP	SO	SF	SH	SBA	PO	A	E	Fld%
1991	.203	46-46	138	29	28	6	2	0	17	27	10	18	0	3	1-2	97	90	10	.949
1992	.278	31-31	79	22	22	2	0	1	7	22	7	14	0	1	2-6	60	50	8	.932
Totals	.230	77-77	217	51	50	8	2	1	24	49	17	32	0	4	3-8	157	140	18	.943

## Chad Cosens (P, Fort Scott, Kan./Fort Scott High School)

Year	Avg	GP-6S	AB	R	H	2B	3B	HR	RBI	BB	HP	SO	SF	SH	SBA	PO	A	E	Fld%
1996	.000	1-0	0	1	0	0	0	0	0	0	0	0	0	0	0-0	0	2	0	1.000

## Caleb Cox (C, Broomfield, Colo./University of Arkansas Little Rock)

Year	Avg	GP-6S	AB	R	H	2B	3B	HR	RBI	BB	HP	SO	SF	SH	SBA	PO	A	E	Fld%
2019	.283	40-30	120	29	34	6	1	3	20	21	5	17	2	0	3-5	216	23	4	.984

## A.J. Craft (OF, Rogersville, Mo./Coffeeville Community College)

Year	Avg	GP-6S	AB	R	H	2B	3B	HR	RBI	BB	HP	SO	SF	SH	SBA	PO	A	E	Fld%
2023	.333	22-1	9	2	3	0	0	0	1	2	0	2	0	0	0-0	5	0	0	1.000
2024	.180	33-8	50	15	9	1	0	2	11	6	0	12	0	0	1-1	37	3	1	.976
Totals	.203	55-9	59	17	12	1	0	2	12	8	0	14	0	0	1-1	42	3	1	.978

## Tyson Cushman (INF, Blue Springs, Mo./Blue Springs South High School)

Year	Avg	GP-6S	AB	R	H	2B	3B	HR	RBI	BB	HP	SO	SF	SH	SBA	PO	A	E	Fld%
2017	.185	35-21	65	13	12	2	1	0	6	12	1	21	1	3	0-0	12	21	4	.892
2018	.291	32-32	103	24	30	5	0	1	18	22	2	14	4	1	1	238	9	8	.969
2019	.292	49-43	149	27	39	6	1	34	18	34	5	40	3	5	4-4	57	126	7	.924
2020	.283	9-5	60	17	17	2	0	0	15	15	0	11	0	0	1-1	42	3	5	.924
Totals	.260	125-101	377	78	98	15	2	1	57	83	6	94	5	13	7-7	334	189	24	.937

## Jake Dainty (INF, Scammon, Kan./Southeast High School)

Year	Avg	GP-6S	AB	R	H	2B	3B	HR	RBI	BB	HP	SO	SF	SH	SBA	PO	A	E	Fld%
2008	1.000	1-1	1	0	1	0	0	0	0	0	0	0	0	0	0-0	0	0	0	1.000

## Brett Daley (INF, Council Bluffs, Iowa/Iowa Western Community College)

Year	Avg	GP-6S	AB	R	H	2B	3B	HR	RBI	BB	HP	SO	SF	SH	SBA	PO	A	E	Fld%
2021	.189	25-10	37	14	7	0	2	2	6	7	1	16	0	0	5-5	15	0	0	1.000
2022	.317	43-31	120	39	38	7	2	6	27	24	5	40	0	0	12-15	82	1	1	.988
2023	.250	44-35	128	41	32	9	3	8	36	25	5	35	1	1	10-13	83	2	1	.988
Totals	.250	112-76	285	94	77	16	7	16	69	56	11	91	1	1	27-33	180	3	2	.989

## Ryan Darst (INF, Lenexa, Kan./Cowley County Community College)

Year	Avg	GP-6S	AB	R	H	2B	3B	HR	RBI	BB	HP	SO	SF	SH	SBA	PO	A	E	Fld%
1995	.299	40-39	127	34	38	8	0	1	24	23	15	15	1	1	5-6	327	28	4	.989
1996	.268	47-47	153	32	41	5	3	3	29	16	13	11	4	5	3-3	397	20	9	.979
Totals	.282	87-86	280	66	79	13	3	4	53	39	28	26	5	6	8-9	724	48	13	.983

## Matt Davidson (C, Republic, Mo./Three Rivers Community College)

Year	Avg	GP-6S	AB	R	H	2B	3B	HR	RBI	BB	HP	SO	SF	SH	SBA	PO	A	E	Fld%
2001	.263	16-14	38	2	10	1	0	0	6	3	1	11	0	1	0-0	60	7	0	1.000
2002	.273	8-1	11	2	3	1	0	3	2	0	0	2	0	0	0-0	16	0	0	1.000
2003	.240	12-6	25	5	6	0	0	2	11	2	4	4	1	0	0-0	18	2	0	1.000
Totals	.257	36-21	74	9	19	1	0	2	20	7	2	15	2	1	0-0	94	9	0	1.000

## Brian Dean (INF/C, Littleton, Colo./Heritage High School)

Year	Avg	GP-6S	AB	R	H	2B	3B	HR	RBI	BB	HP	SO	SF	SH	SBA	PO	A	E	Fld%
2008	.313	46-42	150	20	47	9	0	1	23	13	11	17	2	8	0-0	94	82	9	.951
2009	.346	8-8	26	5	9	3	0	0	7	2	0	5	2	0	0-0	4	16	4	.833
2010	.202	35-35	99	12	20	1	0	1	12	10	1	14	1	7	0-1	16	54	10	.875
2011	.289	45-45	142	21	41	7	0	1	24	17	4	17	3	11	2-2	24	83	18	.856
Totals	.281	174-178	417	58	117	20	0	3	66	42	16	53	8	28	2-3	136	235	41	.900

## Jeff Deao (OF, Omaha, Neb./Garden City Community College)

Year	Avg	GP-6S	AB	R	H	2B	3B	HR	RBI	BB	HP	SO	SF	SH	SBA	PO	A	E	Fld%
2005	.255	40-27	98	21	25	5	3	0	18	10	2	24	7	2	7-7	48	0	3	.941
2006	.333	52-52	186	37	62	6	4	6	31	17	4	33	1	10	28-34	77	5	2	.976
2007																			

# Hitting/Fielding Statistics ('91-pres.)

## Jeff DeLaTorre (OF, Chanute, Kan./Neosho Community College)

Year	Avg	GP-6S	AB	R	H	2B	3B	HR	RBI	BB	HP	SO	SF	SH	SBA	PO	A	E	Fld%
1992	.269	25-17	52	15	14	0	1	1	10	5	3	16	0	0	8-11	30	2	2	.941
1993	.346	15-6	26	10	9	1	1	2	8	4	1	8	0	0	3-4	5	0	4	.556
1994	.355	37-35	110	22	39	6	1	2	19	15	1	15	3	4	8-12	66	3	2	.972
Totals	.330	77-58	188	47	62	7	3	5	37	24	5	39	4	4	19-27	101	5	8	.930

## Kendall Delp (IF, Oxford, Kan./Winfield High School)

Year	Avg	GP-6S	AB	R	H	2B	3B	HR	RBI	BB	HP	SO	SF	SH	SBA	PO	A	E	Fld%
2010	.000	7-1	5	0	0	0	0	0	0	0	0	0	0	0	0-0	1	3	1	.800

## Kyle Dickens (UT, Neosho, Mo./University of Arkansas-Fort Smith)

Year	Avg	GP-6S	AB	R	H	2B	3B	HR	RBI	BB	HP	SO	SF	SH	SBA	PO	A	E	Fld%
2014	.284	45-43	141	23	40	9	0	6	24	14	6	46	0	4	3-4	209	11	3	.987

## Todd Diskin (C, Overland Park, Kan./Johnson Community College)

Year	Avg	GP-6S	AB	R	H	2B	3B	HR	RBI	BB	HP	SO	SF	SH	SBA	PO	A	E	Fld%
1992	1.000	1-0	1	1	1	0	0	0	0	0	0	0	0	0	0-0	2	1	0	1.000
1993	.200	12-6	30	5	6	1	0	0	6	1	0	1	0	0	1-2	36	7	4	.915
1994	.283	20-13	53	5	15	2	0	1	8	3	0	1	1	1	1-0	75	10	4	.955
Totals	.262	33-19	84	11	22	4	0	1	14	4	0	2	1	1	0-2	113	18	8	.942

## Mark Drake (OF, Webb City, Mo./Webb City High School)

Year	Avg	GP-6S	AB	R	H	2B	3B	HR	RBI	BB	HP	SO	SF	SH	SBA	PO	A	E	Fld%
1997	.455	8-0	11	4	5	1	0	1	6	0	2	2	0	0	0-0	2	2	0	1.000
1998	.359	41-37	128	31	46	7	3	4	42	11	2	17	4	0	2-7	14	0	1	.933
1999	.355	40-36	124	20	44	9	0	3	31	10	1	27	3	4	1-5	36	5	3	.932
Totals	.361	89-73	263	55	95	17	3	8	79	21	5	46	7	4	3-12	52	7	4	.937

## Jake Durossette (INF, Fort Scott, Kan./Fort Scott High School)

Year	Avg	GP-6S	AB	R	H	2B	3B	HR	RBI	BB	HP	SO	SF	SH	SBA	PO	A	E	Fld%
2016	.239	33-27	88	13	21	6	0	1	13	8	2	15	0	3	0-3	28	39	3	.957
2017	.271	18-16	48	18	16	2	0	0	2	3	0	6	1	1	1-2	11	22	0	1.000
2018	.313	24-11	48	16	15	2	0	0	6	7	2	8	0	0	1-1	19	25	3	.936
2019	.214	15-7	28	4	6	1	0	0	3	2	1	6	1	1	0-1	15	12	1	.964
Totals	.259	90-61	212	38	55	9	0	1	24	20	5	35	2	6	2-7	73	98	7	.961

## Hayden Dyer (INF, Gardner, Kan./Charleston Southern University)

Year	Avg	GP-6S	AB	R	H	2B	3B	HR	RBI	BB	HP	SO	SF	SH	SBA	PO	A	E	Fld%
2024	.336	37-28	116	32	39	13	2	4	21	16	3	16	1	0	3-4	10	21	0	1.000

## Marc Eddington (P, Columbus, Kan./Coffeyville Community College)

Year	Avg	GP-6S	AB	R	H	2B	3B	HR	RBI	BB	HP	SO	SF	SH	SBA	PO	A	E	Fld%
1995	.000	2-0	3	1	0	0	0	0	0	1	0	2	0	0	0-0	1	6	0	1.000

## Barren Erpelding (OF, Topeka, Kan./Cloud Community College)

Year	Avg	GP-6S	AB	R	H	2B	3B	HR	RBI	BB	HP	SO	SF	SH	SBA	PO	A	E	Fld%
2000	.320	39-33	125	27	40	8	0	4	32	11	1	8	3	0	3-3	26	2	2	.933
2001	.254	41-39	126	22	32	6	2	1	21	11	2	21	2	2	4-6	62	2	7	.901
Totals	.287	80-72	251	49	72	14	2	5	53	22	3	29	3	2	7-9	88	4	9	.911

## Daniel Esposito (INF, Oceanside, Calif./Palomar College)

Year	Avg	GP-6S	AB	R	H	2B	3B	HR	RBI	BB	HP	SO	SF	SH	SBA	PO	A	E	Fld%
1996	.361	47-46	158	46	57	10	2	4	28	28	9	24	0	1	16-20	97	116	10	.955
1997	.460	56-56	200	65	92	21	5	13	71	27	12	27	4	2	17-24	63	113	25	.876
Totals	.416	103-102	358	111	149	31	7	17	99	55	21	51	4	3	33-44	160	229	35	.917

## Sam Falcon (INF, Kansas City, Kan./Summer Academy)

Year	Avg	GP-6S	AB	R	H	2B	3B	HR	RBI	BB	HP	SO	SF	SH	SBA	PO	A	E	Fld%
2013	.175	21-13	40	13	7	0	1	0	3	5	3	8	0	2	1-2	19	26	6	.882
2014	.216	24-17	51	8	11	2	0	0	4	2	0	10	5	2-3	30	47	4	.981	
2015	.287	47-47	129	25	37	4	1	1	15	14	4	22	1	8	2-4	86	99	10	.949
2016	.222	48-48	167	29	37	5	2	0	11	29	6	38	1	6	1-3	58	126	20	.902
Totals	.238	140-125	387	75	92	11	4	1	33	50	13	78	2	15	6-12	193	298	40	.925

## Jeremy Filer (C, Broken Arrow, Okla./Allen County CC)

Year	Avg	GP-6S	AB	R	H	2B	3B	HR	RBI	BB	HP	SO	SF	SH	SBA	PO	A	E	Fld%
2010	.253	29-25	79	14	20	2	1	2	13	11	2	9	1	1	0-0	120	18	2	.986
2011	.302	39-36	106	14	32	4	0	0	13	9	7	14	1	4	0-3	199	44	6	.976
Totals	.281	68-61	185	28	52	6	1	2	26	20	9	23	2	5	0-3	319	62	8	.979

## Brad Foss (INF, Lenexa, Kan./Shawnee Mission Northwest High School)

Year	Avg	GP-6S	AB	R	H	2B	3B	HR	RBI	BB	HP	SO	SF	SH	SBA	PO	A	E	Fld%
2011	.292	17-5	24	4	7	2	0	0	3	4	3	5	1	0	0-0	0	9	3	.750
2012	.323	47-47	155	26	50	17	0	0	19	12	3	12	0	7	0-2	50	77	13	.907
2013	.379	33-33	195	39	74	17	2	3	35	12	5	17	2	4	3-3	78	70	13	.919
2014	.331	50-50	181	31	60	15	0	2	29	13	9	20	4	1	5-6	196	55	7	.973
Totals	.318	167-155	525	100	191	51	2	5	86	41	20	54	7	12	8-11	324	211	36	.937

## Kaden Fowler (OF/C, El Dorado, Kan./Kansas State University)

Year	Avg	GP-6S	AB	R	H	2B	3B	HR	RBI	BB	HP	SO	SF	SH	SBA	PO	A	E	Fld%
2022	.308	46-44	169	52	52	9	2	13	39	33	7	34	3	0	6-7	114	11	2	.984

## T.J. Franklin (C, Girard, Kan./Fort Scott Community College)

Year	Avg	GP-6S	AB	R	H	2B	3B	HR	RBI	BB	HP	SO	SF	SH	SBA	PO	A	E	Fld%
2006	.267	36-30	101	11	27	4	0	2	10	7	2	22	1	1	0-0	129	18	2	.987
2007	.365	53-53	181	43	66	14	0	9	49	16	4	40	4	0	0-0	307	27	5	.985
Totals	.330	89-83	282	54	93	18	0	11	59	23	6	42	5	1	0-0	436	45	7	.986

## Matt Garcia (INF, Kansas City, Mo./Cowley County Community College)

Year	Avg	GP-6S	AB	R	H	2B	3B	HR	RBI	BB	HP	SO	SF	SH	SBA	PO	A	E	Fld%
2011	.209	38-33	91	14	19	2	0	1	11	1	1	16	2	3	0-1	271	19	2	.993
2012	.291	32-31	103	12	30	5	0	1	15	15	2	14	0	3	2-5	196	14	3	.986
Totals	.252	70-4	194	26	49	7	0	2	26	26	3	30	2	6	2-6	467	33	5	.990

## Reece Garvie (INF, Edmond, Okla./Pratt Community College)

Year	Avg	GP-6S	AB	R	H	2B	3B	HR	RBI	BB	HP	SO	SF	SH	SBA	PO	A	E	Fld%
2018	.355	54-54	200	4															

# Hitting/Fielding Statistics ('91-pres.)

## Josh Ghram (C, Arkansas City, Kan./Cowley County Community College)

Year	Avg	GP-6S	AB	R	H	2B	3B	HR	RBI	BB	HP	SO	SF	SH	SBA	PO	A	E	Fld%
2000	.254	27-21	67	12	17	5	0	1	15	7	3	15	1	3	1-3	110	8	1	.990
2001	.317	101-27	101	27	32	6	1	2	25	14	9	28	2	6	3-5	179	25	7	.967
Totals	.292	67-56	168	39	49	11	1	7	40	21	12	43	2	9	4-8	289	33	8	.976

## Hick Giuliani (INF/OF, Manchester, Mo./Johnson County Community College)

Year	Avg	GP-6S	AB	R	H	2B	3B	HR	RBI	BB	HP	SO	SF	SH	SBA	PO	A	E	Fld%
2008	.298	44-41	141	19	42	7	1	1	32	13	1	24	3	5	1-2	293	16	3	.990
2009	.244	40-35	168	19	44	3	0	0	22	13	2	31	2	3	1-2	233	46	14	.952
Totals	.268	96-92	309	38	83	10	3	1	54	26	3	55	5	8	2-4	526	62	17	.971

## Mark Gonzalez (INF, Murrietta, Calif./Howard College)

Year	Avg	GP-6S	AB	R	H	2B	3B	HR	RBI	BB	HP	SO	SF	SH	SBA	PO	A	E	Fld%
2019	.000	4-4	9	0	0	0	0	0	6	7	0	11	0	0	2-2	4	0	0	.000
2020	.000	4-4	9	0	0	0	0	0	0	1	4	0	1	0	0-0	4	1	1	.917
Total	.242	20-20	66	9	16	0	0	0	6	8	1	15	0	1	2-2	19	48	4	.933

## Gage Grant (INF/C, Andover, Kan./Cowley County Community College)

Year	Avg	GP-6S	AB	R	H	2B	3B	HR	RBI	BB	HP	SO	SF	SH	SBA	PO	A	E	Fld%
2015	.231	4-4	13	1	3	0	0	1	1	0	0	4	0	0	0-0	26	2	0	1.000
2016	.235	27-23	81	6	19	3	1	2	22	12	2	25	1	0	0-1	148	16	2	.988
Totals	.234	31-27	94	7	22	3	1	3	23	12	2	29	1	0	0-1	174	18	2	.990

## Jake Grauberger (OF, Leg's Summit, Mo./Missouri State)

Year	Avg	GP-6S	AB	R	H	2B	3B	HR	RBI	BB	HP	SO	SF	SH	SBA	PO	A	E	Fld%
2023	.264	39-31	132	30	32	10	0	11	31	21	2	29	2	0	4-5	53	3	4	.933
2024	.242	43-36	132	30	32	10	0	4	21	20	1	27	0	0	6-0	60	3	7	.944
Totals	.253	82-67	257	59	65	19	0	15	52	41	3	56	2	0	8-9	113	5	7	.944

## Jason Graves (OF, Albany, Ore./Dickinson State University)

Year	Avg	GP-6S	AB	R	H	2B	3B	HR	RBI	BB	HP	SO	SF	SH	SBA	PO	A	E	Fld%
2010	.246	41-37	114	17	28	9	0	2	21	17	15	18	1	2	0-1	35	0	2	.946
2011	.246	47-45	126	23	31	3	3	2	21	15	12	22	1	1	1-1	54	6	3	.900
Totals	.246	88-82	240	40	59	12	0	4	40	32	29	40	2	3	1-2	89	0	8	.918

## Jeremy Graves (INF, Albany, Ore./Southwestern Oregon Community College)

Year	Avg	GP-6S	AB	R	H	2B	3B	HR	RBI	BB	HP	SO	SF	SH	SBA	PO	A	E	Fld%
2010	.380	44-44	150	33	55	9	0	9	37	21	5	17	1	2	3-5	39	104	12	.923
2011	.282	30-30	174	38	49	9	0	5	27	10	5	21	1	4	4-4	81	134	28	.885
Totals	.327	94-94	324	71	106	18	0	14	64	40	9	38	2	6	4-9	120	238	40	.899

## Derek Gudex (INF/P, Overland Park, Kan./Blue Valley West High School)

Year	Avg	GP-6S	AB	R	H	2B	3B	HR	RBI	BB	HP	SO	SF	SH	SBA	PO	A	E	Fld%
2004	.429	7-1	7	2	3	1	0	0	1	0	0	0	1	0	0-0	4	3	2	.778

## Jason Guess (INF/OF, Tulsa, Okla./Independence Community College)

Year	Avg	GP-6S	AB	R	H	2B	3B	HR	RBI	BB	HP	SO	SF	SH	SBA	PO	A	E	Fld%
2004	.298	48-46	161	32	48	9	2	1	20	16	0	32	2	7	4-7	47	32	13	.859

## Derek Hackney (INF, Stillwell, Kan./Blue Valley High School/Independence Community College)

Year	Avg	GP-6S	AB	R	H	2B	3B	HR	RBI	BB	HP	SO	SF	SH	SBA	PO	A	E	Fld%
2011	.143	14-3	21	4	3	0	0	0	1	2	1	5	0	0	1-1	7	5	0	1.000
2014	.263	49-49	171	29	45	5	1	0	14	17	10	19	3	12	9-13	64	99	17	.906
2015	.316	47-47	177	32	56	9	1	0	18	11	5	17	2	12	7-12	66	108	12	.935
Totals	.241	110-99	369	65	104	14	2	0	33	30	16	41	5	24	17-26	137	212	29	.923

## Joe Hamilton (OF, Plaquemine, La./Jefferson College)

Year	Avg	GP-6S	AB	R	H	2B	3B	HR	RBI	BB	HP	SO	SF	SH	SBA	PO	A	E	Fld%
2023	.343	39-27	108	28	37	11	2	1	23	20	0	24	1	0	8-9	8	0	0	1.000
2024	.273	21-13	44	7	12	5	2	1	10	5	1	10	0	2	2-4	11	0	0	1.000
Totals	.322	60-40	152	35	49	16	4	2	33	25	1	34	1	2	10-13	19	0	0	1.000

## Justin Hamilton (OF, Pittsburg, Kan./St. Mary's-Colgan High School)

Year	Avg	GP-6S	AB	R	H	2B	3B	HR	RBI	BB	HP	SO	SF	SH	SBA	PO	A	E	Fld%
2000	.333	4-0	3	0	1	0	1	0	1	0	0	0	0	0	0-0	3	0	0	1.000
2002	.256	33-6	39	9	10	1	0	0	6	2	0	4	0	2	5-6	12	0	0	1.000
2003	.451	28-10	51	15	23	3	0	0	11	5	0	7	0	1	6-8	11	12	5	.821
Totals	.366	65-16	93	24	34	4	1	0	18	7	0	11	0	3	11-14	26	12	5	.884

## Brock Hampton (INF, Oxford, Kan./Independence Community College)

Year	Avg	GP-6S	AB	R	H	2B	3B	HR	RBI	BB	HP	SO	SF	SH	SBA	PO	A	E	Fld%
2007	.325	42-38	120	19	37	12	0	1	19	15	1	12	1	1	0-0	187	29	9	.960
2008	.130	10-9	23	5	3	0	0	0	1	7	1	4	0	2	0-1	58	10	0	1.000
Totals	.280	52-47	143	24	40	12	0	1	20	22	2	16	1	3	0-1	245	39	9	.969

## Troy Kuraughy (P, Columbus, Kan./Coffeyville Community College)

Year	Avg	GP-6S	AB	R	H	2B	3B	HR	RBI	BB	HP	SO	SF	SH	SBA	PO	A	E	Fld%
1991	.000	1-1	1	0	0	0	0	0	0	0	0	1	1	0	0-0	0	1	0	1.000

## Cooper Harris (C, Choctaw, Okla./Wichita State University)

Year	Avg	GP-6S	AB	R	H	2B	3B	HR	RBI	BB	HP	SO	SF	SH	SBA	PO	A	E	Fld%
2024	.190	22-15	42	10	8	1	0	0	3	9	2	16	1	1	0-0	112	9	0	1.000

## Mason Hartman (INF, Wichita, Kan./Johnson Community College)

Year	Avg	GP-6S	AB	R	H	2B	3B	HR	RBI	BB	HP	SO	SF	SH	SBA	PO	A	E	Fld%
2020	.342	19-18	73	19	25	1	0	0	9	10	1	14	1	2	17-17	44	47	4	.958
2021	.252	44-44	163	34	41	4	1	0	10	24	1	40	1	2	20-21	97	95	7	.965
2022	.368	49-47	190	56	70	3	5	1	23	34	2	26	0	2	24-33	91	105	9	.956
Totals	.319	117-109	426	109	136	8	6	1	43	68	4	80	2	11	61-71	232	247	20	.960

## Mitchell Haug (C, Harrisonville, Mo./Harrisonville High School)

Year	Avg	GP-6S	AB	R	H	2B	3B	HR	RBI	BB	HP	SO	SF	SH	SBA	PO	A	E	Fld%
2004	.250	3-2	4	0	1	0	0	0	0	3	0	1	0	0	0-0	14	4	0	1.000

## Josh Henion (C, Wichita, Kan./Goddard High School)

Year	Avg	GP-6S	AB	R	H	2B	3B	HR	RBI	BB	HP	SO	SF	SH	SBA	PO	A	E	Fld%
2002	.000	1-0	1	0	0	0	0	0	0	0	0	0	0	0	0-0	0	0	0	.000
2003	1.000	1-0	1	1	1	0	0	0	0	0	0	0	0	0	0-0	0	0	0	1.000
2																			

# Hitting/Fielding Statistics ('91-pres.)

## Ty Herrenbruck (INF, Overland Park, Kan./New Mexico State University)

Year	Avg	GP	GS	AB	R	H	ZB	3B	HR	RBI	BB	HP	SO	SF	SH	SBA	PO	A	E	FLD%
2019	.244	49-47	168	33	41	10	0	8	30	25	10	32	0	0	0	3-7	395	30	5	.988
2020	.382	16-10	34	9	13	0	1	0	8	4	3	3	1	0	1-1	72	4	2	.974	
<b>Totals:</b>	<b>.267</b>	<b>65-57</b>	<b>202</b>	<b>42</b>	<b>54</b>	<b>10</b>	<b>1</b>	<b>8</b>	<b>38</b>	<b>29</b>	<b>13</b>	<b>53</b>	<b>1</b>	<b>0</b>	<b>6-8</b>					

## Zak Himes (OF, Baxter Springs, Kan./Baxter Springs High School)

Year	Avg	GP	GS	AB	R	H	ZB	3B	HR	RBI	BB	HP	SO	SF	SH	SBA	PO	A	E	FLD%
2015	.000	8-0	1	1	0	0	0	0	0	0	2	0	1	0	0	0-0	4	1	1	.853

## Braden Hinton (C, Nevada, mo. Northeastern Oklahoma A&M College)

Year	Avg	GP	GS	AB	R	H	ZB	3B	HR	RBI	BB	HP	SO	SF	SH	SBA	PO	A	E	FLD%
2021	.222	8-1	9	1	2	1	0	0	1	1	0	3	1	0	0	0-0	12	0	0	1.000
2022	.281	32-20	57	12	16	3	1	5	15	6	1	13	2	2	2	130	18	1	.983	
2023	.286	13-5	14	2	4	2	0	0	5	2	3	1	0	0	0	80	3	0	1.000	
<b>Totals</b>	<b>.275</b>	<b>53-26</b>	<b>80</b>	<b>15</b>	<b>22</b>	<b>6</b>	<b>1</b>	<b>5</b>	<b>21</b>	<b>9</b>	<b>2</b>	<b>19</b>	<b>2</b>	<b>2</b>	<b>2-2</b>	<b>192</b>	<b>21</b>	<b>1</b>	<b>.995</b>	

## Josh Holmes (OF, Lenexa, Kan./Butler Community College)

Year	Avg	GP	GS	AB	R	H	ZB	3B	HR	RBI	BB	HP	SO	SF	SH	SBA	PO	A	E	FLD%
2024	.311	49-47	164	50	51	9	0	5	27	26	10	40	2	3	22-23	118	1	4	.967	

## Garrett Hoskinson (C, Catoosa, Okla./Independence Community College)

Year	Avg	GP	GS	AB	R	H	ZB	3B	HR	RBI	BB	HP	SO	SF	SH	SBA	PO	A	E	FLD%
2002	.346	47-45	136	33	47	10	0	4	32	19	7	19	0	5	0-1	193	10	4	.980	

## Brett Hootan (INF, Topeka, Kan./Clove County Community College)

Year	Avg	GP	GS	AB	R	H	ZB	3B	HR	RBI	BB	HP	SO	SF	SH	SBA	PO	A	E	FLD%
2007	.325	53-53	169	27	55	8	3	2	31	17	2	27	2	3	3-5	90	119	12	.946	
2008	.379	50-50	182	47	69	13	2	8	41	23	3	24	1	3	3-3	87	117	24	.895	
<b>Totals</b>	<b>.353</b>	<b>103-103</b>	<b>351</b>	<b>74</b>	<b>124</b>	<b>21</b>	<b>5</b>	<b>10</b>	<b>72</b>	<b>40</b>	<b>5</b>	<b>51</b>	<b>3</b>	<b>6</b>	<b>6-8</b>	<b>177</b>	<b>236</b>	<b>36</b>	<b>.920</b>	

## Taylor House (OF, Neosho, Mo./University of Southern Arkansas)

Year	Avg	GP	GS	AB	R	H	ZB	3B	HR	RBI	BB	HP	SO	SF	SH	SBA	PO	A	E	FLD%
2008	.407	50-50	172	53	70	10	3	6	28	26	21	15	1	3	13-18	120	4	6	.954	
2009	.348	53-53	181	34	63	13	5	5	39	17	10	14	3	2	10-12	114	2	4	.967	
<b>Totals</b>	<b>.376</b>	<b>103-103</b>	<b>353</b>	<b>87</b>	<b>133</b>	<b>23</b>	<b>8</b>	<b>11</b>	<b>67</b>	<b>43</b>	<b>31</b>	<b>29</b>	<b>4</b>	<b>5</b>	<b>23-30</b>	<b>234</b>	<b>6</b>	<b>10</b>	<b>.960</b>	

## Grant Howard (C, Olathe, Kan./Olathe High School)

Year	Avg	GP	GS	AB	R	H	ZB	3B	HR	RBI	BB	HP	SO	SF	SH	SBA	PO	A	E	FLD%
2021	1.000	2-0	2	0	2	0	0	0	0	0	0	0	0	0	0	0-0	0	0	0	.000
2022	.000	6-0	1	1	0	0	0	0	0	0	0	1	0	0	0	0-0	2	0	0	1.000
2023	.000	2-0	2	1	0	0	0	0	0	0	0	1	0	0	0	0-0	0	0	0	.000
<b>Totals</b>	<b>.667</b>	<b>10-0</b>	<b>5</b>	<b>2</b>	<b>2</b>	<b>0</b>	<b>0</b>	<b>0</b>	<b>0</b>	<b>0</b>	<b>0</b>	<b>2</b>	<b>0</b>	<b>0</b>	<b>0-0</b>	<b>2</b>	<b>0</b>	<b>0</b>	<b>1.000</b>	

## Mark Hudson (INF, Olathe, Kan./Baker University)

Year	Avg	GP	GS	AB	R	H	ZB	3B	HR	RBI	BB	HP	SO	SF	SH	SBA	PO	A	E	FLD%
2001	.250	26-12	44	11	11	2	0	2	7	6	1	12	0	1	2-3	128	4	1	.992	
2002	.258	35-7	31	6	8	1	2	1	7	3	2	8	0	2	0-0	86	7	1	.989	
2003	.306	34-31	85	24	26	4	2	0	9	8	3	11	3	6	0-0	248	9	7	.973	
2004	.269	44-35	119	23	32	3	0	3	22	10	2	21	0	0	0-1	194	13	6	.972	
<b>Totals</b>	<b>.276</b>	<b>139-55</b>	<b>279</b>	<b>64</b>	<b>77</b>	<b>10</b>	<b>4</b>	<b>6</b>	<b>45</b>	<b>27</b>	<b>8</b>	<b>52</b>	<b>3</b>	<b>9</b>	<b>2-4</b>	<b>656</b>	<b>33</b>	<b>15</b>	<b>.979</b>	

## Nate Hutchison (INF, Sierra Vista, Ariz./Cochise Community College)

Year	Avg	GP	GS	AB	R	H	ZB	3B	HR	RBI	BB	HP	SO	SF	SH	SBA	PO	A	E	FLD%
1997	.293	20-8	41	14	12	4	0	1	10	7	0	6	1	1	0-1	31	2	5	.868	
1998	.295	33-20	78	12	23	3	2	15	8	0	19	1	1	1	0-1	88	3	4	.958	
1999	.333	9-8	24	3	8	0	0	2	9	1	0	10	0	0	0-0	32	3	1	.972	
<b>Totals</b>	<b>.301</b>	<b>62-33</b>	<b>143</b>	<b>29</b>	<b>43</b>	<b>7</b>	<b>0</b>	<b>5</b>	<b>34</b>	<b>16</b>	<b>0</b>	<b>35</b>	<b>2</b>	<b>2</b>	<b>0-2</b>	<b>151</b>	<b>8</b>	<b>10</b>	<b>.941</b>	

## Travis Jensen (INF, Claremore, Okla./Neosho Community College)

Year	Avg	GP	GS	AB	R	H	ZB	3B	HR	RBI	BB	HP	SO	SF	SH	SBA	PO	A	E	FLD%
2005	.337	50-50	180	40	62	11	1	4	26	26	5	20	2	3	0-0	259	31	4	.986	
2006	.338	52-52	195	35	66	11	0	7	42	9	19	3	3	1	1-1	273	50	6	.982	
<b>Totals</b>	<b>.341</b>	<b>102-102</b>	<b>375</b>	<b>75</b>	<b>128</b>	<b>22</b>	<b>1</b>	<b>11</b>	<b>68</b>	<b>35</b>	<b>10</b>	<b>39</b>	<b>5</b>	<b>3</b>	<b>1-1</b>	<b>532</b>	<b>81</b>	<b>10</b>	<b>.984</b>	

## Tad Johnson (INF, Frontenac, Kan./Independence Community College)

Year	Avg	GP	GS	AB	R	H	ZB	3B	HR	RBI	BB	HP	SO	SF	SH	SBA	PO	A	E	FLD%
2001	.362	50-47	163	41	59	14	1	6	40	20	2	20	1	2	4-6	37	89	12	.913	
2002	.418	50-49	165	57	69	14	1	6	45	12	3	8	8	3	16-21	34	91	24	.839	
<b>Totals</b>	<b>.390</b>	<b>100-96</b>	<b>328</b>	<b>78</b>	<b>128</b>	<b>28</b>	<b>2</b>	<b>12</b>	<b>85</b>	<b>32</b>	<b>5</b>	<b>28</b>	<b>6</b>	<b>5</b>	<b>20-27</b>	<b>71</b>	<b>180</b>	<b>36</b>	<b>.875</b>	

## Tim Jones (OF, Yates Center, Kan./Fort Scott Community College)

Year	Avg	GP	GS	AB	R	H	ZB	3B	HR	RBI	BB	HP	SO	SF	SH	SBA	PO	A	E	FLD%
2001	.250	45-38	112	20	28	4	2	0	24	7	12	23	3	5	4-6	27	2	4	.879	
2002	.308	47-44	143	31	44	5	1	1	18	6	16	24	4	4	10-14	93	2	0	1.000	
<b>Totals</b>	<b>.282</b>	<b>92-82</b>	<b>255</b>	<b>51</b>	<b>72</b>	<b>9</b>	<b>3</b>	<b>1</b>	<b>42</b>	<b>13</b>	<b>28</b>	<b>47</b>	<b>7</b>	<b>10</b>	<b>14-20</b>	<b>120</b>	<b>4</b>	<b>4</b>	<b>.969</b>	

## Sam Kahwaji (OF, Bloomington, Ill./Free State High School)

Year	Avg	GP	GS	AB	R	H	ZB	3B	HR	RBI	BB	HP	SO	SF	SH	SBA	PO	A	E	FLD%
2022	.000	1-0	1	0	0	0	0	0	0	0	0	0	1	0	0	0-0	0	0	0	.000

## Cooper Karlin (INF, Lawrence, Kan./Ancilla College)

Year	Avg	GP	GS	AB	R	H	ZB	3B	HR	RBI	BB	HP	SO	SF	SH	SBA	PO	A	E	FLD%
2016	.250	34-31	96	18	24	1	1	2	12	14	2	20	1	7	5-6	70	74	10	.935	

## Dale Karnes (INF, Baxter Springs, Kan./Cowley Community College)

Year	Avg	GP	GS	AB	R	H	ZB	3B	HR	RBI	BB	HP	SO	SF	SH	SBA	PO	A	E	FLD%
1993	.167	4-1	6	2	1	0	1	0	2	1	1	3	0	0	0	0-0	0	0	0	.000

## Brian Keeney (INF, Olathe, Kan./Johnson County Community College)

Year	Avg	GP	GS	AB	R	H	ZB	3B	HR	RBI	BB	HP	SO	SF	SH	SBA	PO	A	E	FLD%
1993	.373	26-20	75	19	28	4	0	4	21	14	2	16	1	0	0-0	13	0	0	1.000	
1994	.403																			

# Hitting/Fielding Statistics ('91-pres.)

## Chase Kilgore (OF, Rogers, Ark./Heritage High School)

Year	Avg	GP-6S	AB	R	H	2B	3B	HR	RBI	BB	HP	SO	SF	SH	SBA	PO	A	E	FLD%
2016	.343	39-30	102	18	35	5	0	1	15	15	1	23	1	3	4-9	65	0	4	1.000
2017	.279	38-35	129	26	36	8	0	0	20	15	0	35	0	2	2-2	56	1	4	.934
2019	.143	18-7	14	7	2	0	0	0	1	4	1	8	0	1	1-3	5	0	0	1.000
<b>Total</b>	<b>.255</b>	<b>95-72</b>	<b>245</b>	<b>51</b>	<b>73</b>	<b>13</b>	<b>0</b>	<b>1</b>	<b>36</b>	<b>34</b>	<b>2</b>	<b>36</b>	<b>3</b>	<b>13</b>	<b>7-14</b>	<b>126</b>	<b>1</b>	<b>8</b>	<b>.978</b>

## Mike Kipp (RHP, Scottsdale, Ariz./Neosho Community College)

Year	Avg	GP-6S	AB	R	H	2B	3B	HR	RBI	BB	HP	SO	SF	SH	SBA	PO	A	E	FLD%
1991	.000	1-0	2	0	0	0	0	0	0	0	0	0	0	0	0-0	2	4	2	.750

## Austin Kirkwood (OF, Topeka, Kan./Cloud County Community College)

Year	Avg	GP-6S	AB	R	H	2B	3B	HR	RBI	BB	HP	SO	SF	SH	SBA	PO	A	E	FLD%
2008	.200	35-31	105	14	21	4	0	3	14	5	0	23	2	0	0-0	19	3	1	.957
2009	.305	49-49	177	34	56	16	1	6	34	10	2	29	2	1	0-0	69	1	6	.971
<b>Totals</b>	<b>.265</b>	<b>84-80</b>	<b>282</b>	<b>48</b>	<b>75</b>	<b>20</b>	<b>1</b>	<b>9</b>	<b>48</b>	<b>15</b>	<b>2</b>	<b>52</b>	<b>2</b>	<b>1</b>	<b>0-0</b>	<b>88</b>	<b>4</b>	<b>7</b>	<b>.929</b>

## Ryan Koval (OF, Olathe, Kan./Wichita State University)

Year	Avg	GP-6S	AB	R	H	2B	3B	HR	RBI	BB	HP	SO	SF	SH	SBA	PO	A	E	FLD%
2020	.286	21-20	84	16	24	6	2	5	20	6	0	20	2	2	4-4	21	2	0	1.000
2021	.320	45-45	181	38	58	11	4	4	35	18	4	43	4	1	12-15	82	2	3	.966
2022	.298	16-14	47	8	14	5	0	1	14	6	1	6	0	0	3-3	26	0	1	.963
2023	.293	46-41	150	32	44	5	0	4	20	18	5	29	2	2	8-9	74	1	1	.987
<b>Totals</b>	<b>.303</b>	<b>128-120</b>	<b>462</b>	<b>94</b>	<b>140</b>	<b>27</b>	<b>6</b>	<b>14</b>	<b>89</b>	<b>48</b>	<b>10</b>	<b>98</b>	<b>8</b>	<b>5</b>	<b>27-31</b>	<b>203</b>	<b>5</b>	<b>5</b>	<b>.977</b>

## Greg Kratz (OF, Pittsburg, Kan./St. Mary's-Colgan High School)

Year	Avg	GP-6S	AB	R	H	2B	3B	HR	RBI	BB	HP	SO	SF	SH	SBA	PO	A	E	FLD%
1991	.167	15-15	36	0	6	1	0	0	1	8	0	10	0	1	0-0	8	1	3	.750
1992	.000	1-1	2	0	0	0	0	0	0	0	0	2	0	0	0-0	0	0	0	.000
1993	.365	19-15	52	9	19	6	0	2	12	7	0	11	1	0	0-0	2	0	1	.667
1994	.148	11-7	27	7	4	2	0	0	5	2	0	6	0	0	1-1	0	0	0	.000
1995	.290	12-8	31	4	9	2	1	0	10	3	0	1	1	1	1-1	63	3	1	.985
<b>Totals</b>	<b>.257</b>	<b>58-46</b>	<b>148</b>	<b>20</b>	<b>38</b>	<b>11</b>	<b>1</b>	<b>2</b>	<b>28</b>	<b>20</b>	<b>0</b>	<b>30</b>	<b>2</b>	<b>2</b>	<b>2-2</b>	<b>73</b>	<b>4</b>	<b>5</b>	<b>.939</b>

## Matt Kraus (INF/DH, Overland Park, Kan./Barton County Community College)

Year	Avg	GP-6S	AB	R	H	2B	3B	HR	RBI	BB	HP	SO	SF	SH	SBA	PO	A	E	FLD%
1995	.310	44-44	158	42	49	12	3	6	37	31	4	20	5	0	6-11	10	0	0	1.000
1996	.317	45-45	145	29	46	8	3	2	22	24	5	19	3	1	2-4	8	1	0	1.000
1997	.356	53-52	174	43	62	16	0	5	28	16	8	16	5	1	0-2	365	10	10	.974
<b>Totals</b>	<b>.329</b>	<b>142-141</b>	<b>477</b>	<b>114</b>	<b>157</b>	<b>36</b>	<b>6</b>	<b>13</b>	<b>92</b>	<b>69</b>	<b>17</b>	<b>55</b>	<b>13</b>	<b>2</b>	<b>8-17</b>	<b>383</b>	<b>11</b>	<b>10</b>	<b>.975</b>

## Grant Krieger (INF, Leawood, Kan./Blue Valley North High School)

Year	Avg	GP-6S	AB	R	H	2B	3B	HR	RBI	BB	HP	SO	SF	SH	SBA	PO	A	E	FLD%
1998	.440	16-6	25	11	11	1	2	1	7	7	0	2	0	0	1-1	16	17	3	.917
1999	.333	23-0	42	13	14	3	0	3	9	10	3	19	0	3	2-2	13	18	1	.969
2000	.322	45-45	146	34	47	10	5	5	28	17	7	29	1	1	9-10	81	113	14	.933
2001	.358	51-51	159	49	57	9	2	12	52	26	7	32	2	5	22-26	80	142	16	.933
<b>Totals</b>	<b>.347</b>	<b>135-112</b>	<b>372</b>	<b>107</b>	<b>129</b>	<b>23</b>	<b>9</b>	<b>21</b>	<b>96</b>	<b>60</b>	<b>17</b>	<b>82</b>	<b>3</b>	<b>9</b>	<b>34-39</b>	<b>190</b>	<b>290</b>	<b>34</b>	<b>.934</b>

## Andrew Krailing (OF, Raymore, Mo./Kansas City Kansas Community College)

Year	Avg	GP-6S	AB	R	H	2B	3B	HR	RBI	BB	HP	SO	SF	SH	SBA	PO	A	E	FLD%
2014	.283	44-39	127	27	36	8	2	3	9	10	3	19	0	1	8-10	102	5	4	.964
2015	.380	47-47	163	56	62	15	3	8	34	28	4	25	2	6	9-10	76	5	6	.931
<b>Totals</b>	<b>.332</b>	<b>91-86</b>	<b>290</b>	<b>83</b>	<b>98</b>	<b>20</b>	<b>5</b>	<b>9</b>	<b>48</b>	<b>44</b>	<b>11</b>	<b>55</b>	<b>2</b>	<b>17</b>	<b>17-20</b>	<b>178</b>	<b>10</b>	<b>10</b>	<b>.950</b>

## Dylan Kurahashi-Choy Foo (INF, Waimanalo, Hawaii/Tarleton State University)

Year	Avg	GP-6S	AB	R	H	2B	3B	HR	RBI	BB	HP	SO	SF	SH	SBA	PO	A	E	FLD%
2024	.399	48-48	188	55	75	18	0	11	59	27	8	22	6	0	4-7	31	83	3	.974

## Troy Lallemand (INF, Girard, Kan./Girard High School)

Year	Avg	GP-6S	AB	R	H	2B	3B	HR	RBI	BB	HP	SO	SF	SH	SBA	PO	A	E	FLD%
2000	.500	8-0	2	1	1	0	0	0	1	0	1	1	0	0	0-0	8	0	2	.800

## Hunter Lamunyon (C/INF, Wichita Kan./Neosho Community College)

Year	Avg	GP-6S	AB	R	H	2B	3B	HR	RBI	BB	HP	SO	SF	SH	SBA	PO	A	E	FLD%
2020	.222	9-2	9	1	2	0	0	0	1	1	1	4	0	0	0-1	21	2	0	1.000
2021	.111	6-1	9	1	1	0	0	0	0	0	0	6	0	0	0-0	9	0	0	1.000
<b>Totals</b>	<b>.166</b>	<b>15-3</b>	<b>18</b>	<b>2</b>	<b>3</b>	<b>0</b>	<b>0</b>	<b>0</b>	<b>1</b>	<b>1</b>	<b>1</b>	<b>10</b>	<b>0</b>	<b>0-1</b>	<b>30</b>	<b>2</b>	<b>0</b>	<b>1.000</b>	

## Shane Lankford (OF, Carthage, Mo./Rockhurst University)

Year	Avg	GP-6S	AB	R	H	2B	3B	HR	RBI	BB	HP	SO	SF	SH	SBA	PO	A	E	FLD%
2006	.296	50-47	159	33	47	9	1	4	24	11	4	23	1	4	1-1	122	6	5	.962

## Austin Lastimado (INF, Seattle, Wash./Shoreline Community College)

Year	Avg	GP-6S	AB	R	H	2B	3B	HR	RBI	BB	HP	SO	SF	SH	SBA	PO	A	E	FLD%
2012	.263	45-45	160	27	46	8	4	0	19	17	1	13	4	2	5-9	70	83	10	.939
2013	.290	51-51	162	30	47	8	0	1	22	14	5	11	1	6	6-10	80	117	6	.970
<b>Totals</b>	<b>.276</b>	<b>96-96</b>	<b>322</b>	<b>57</b>	<b>89</b>	<b>12</b>	<b>0</b>	<b>1</b>	<b>41</b>	<b>31</b>	<b>6</b>	<b>24</b>	<b>5</b>	<b>8</b>	<b>11-19</b>	<b>150</b>	<b>200</b>	<b>16</b>	<b>.956</b>

## Connor Laux (INF, Hastings, Neb./New Mexico State University)

Year	Avg	GP-6S	AB	R	H	2B	3B	HR	RBI	BB	HP	SO	SF	SH	SBA	PO	A	E	FLD%
2023	.253	38-33	95	15	27	7	0	1	18	13	7	23	1	4	3-4	55	70	4	.969
2024	.217	16-7	23	5	5	1	0	0	4	7	0	8	0	2	1-1	12	20	1	.970
<b>Totals</b>	<b>.246</b>	<b>54-30</b>	<b>118</b>	<b>20</b>	<b>29</b>	<b>8</b>	<b>0</b>	<b>1</b>	<b>22</b>	<b>20</b>	<b>7</b>	<b>31</b>	<b>1</b>	<b>6</b>	<b>4-5</b>	<b>67</b>	<b>90</b>	<b>5</b>	<b>.969</b>

## Ryan Lawson (INF, Shawnee, Kan./Allen County Community College)

Year	Avg	GP-6S	AB	R	H	2B	3B	HR	RBI	BB	HP	SO	SF	SH	SBA	PO	A	E	FLD%
2000	.300	25-22	60	14	18	3	1	2	12	12	0	10	2	1	0-0	10	0	0	1.000

## Brevon Lee (INF/OF, Olathe, Kan./Johnson Community College)

Year	Avg	GP-6S	AB	R	H	2B	3B	HR	RBI	BB	HP	SO	SF	SH	SBA	PO	A	E	FLD%
2023	.265	42-30	98	33															



# Hitting/Fielding Statistics ('91-pres.)

Garrett McGowan (INF, Blue Springs, Mo./University of Illinois)																			
Year	Avg	GP-6S	AB	R	H	2B	3B	HR	RBI	BB	HP	SO	SF	SH	SBA	PO	A	E	Fld%
2021	.265	45-45	162	44	43	10	0	15	48	29	7	55	1	2	7.8	330	27	3	.952
2022	.399	52-52	208	61	83	20	0	18	79	21	14	38	4	0	3.7	358	27	0	1.000
Totals	.341	97-97	370	105	126	30	0	33	127	50	21	93	5	2	10-15	688	54	3	.996

Levi McLaughlin (INF, Kansas City, Mo./UNC-Charlotte)																			
Year	Avg	GP-6S	AB	R	H	2B	3B	HR	RBI	BB	HP	SO	SF	SH	SBA	PO	A	E	Fld%
2019	.164	21-18	67	13	11	4	1	0	11	10	6	16	0	1	5-5	38	45	4	.954

Luke McKown (OF, Wichita, Kan./Maize High School)																			
Year	Avg	GP-6S	AB	R	H	2B	3B	HR	RBI	BB	HP	SO	SF	SH	SBA	PO	A	E	Fld%
2009	.097	18-6	31	4	3	0	0	0	1	0	3	10	0	0	1-1	17	0	1	.944
2010	.111	15-1	9	3	1	0	0	0	0	2	0	4	0	0	0-0	3	0	0	1.000
2011	.000	14-0	3	4	0	0	0	0	0	0	1	3	0	0	0-0	0	0	0	.000
Totals	.093	47-7	43	7	4	0	0	0	1	2	4	17	0	0	1-1	20	0	1	.952

Jack Mercer (C, Lee's Summit, Mo./Rockhurst High School)																			
Year	Avg	GP-6S	AB	R	H	2B	3B	HR	RBI	BB	HP	SO	SF	SH	SBA	PO	A	E	Fld%
2015	.236	44-44	123	22	29	6	1	5	27	25	7	38	3	4	0-0	69	53	12	.910
2016	.248	37-32	117	17	29	6	0	3	20	16	3	34	0	0	0-0	222	29	3	.988
2017	.222	26-14	54	14	12	2	0	1	4	12	1	22	0	3	0-0	33	17	4	.926
2018	.667	7-0	3	2	2	0	0	0	1	1	0	1	0	0	0-0	12	1	1	.929
Totals	.238	114-90	297	55	72	14	1	9	52	54	11	95	3	7	0-0	336	100	20	.956

Mario Micketti (OF, Frisco, Texas/Frisco Centennial High School)																			
Year	Avg	GP-6S	AB	R	H	2B	3B	HR	RBI	BB	HP	SO	SF	SH	SBA	PO	A	E	Fld%
2016	.250	9-2	12	1	3	0	0	0	1	1	0	5	0	1	2-2	4	0	0	1.000

Eric Miller (INF, Pittsburg, Kan./Pittsburg High School)																			
Year	Avg	GP-6S	AB	R	H	2B	3B	HR	RBI	BB	HP	SO	SF	SH	SBA	PO	A	E	Fld%
1991	.276	47-47	152	18	42	5	0	0	19	25	0	17	0	0	3-4	343	19	6	.984
1992	.319	43-43	141	22	43	8	1	3	18	14	1	10	1	1	1-3	313	17	14	.959
1993	.388	33-33	116	22	45	8	2	6	39	17	7	5	0	0	0-0	248	19	1	.996
1994	.409	50-50	171	36	70	18	1	4	55	29	2	9	0	0	3-5	418	17	4	.991
Totals	.348	173-173	580	103	202	39	4	13	131	85	4	43	6	1	7-12	1322	72	25	.982

Kevin Mishler (INF, Independence, Kan./Independence High School)																			
Year	Avg	GP-6S	AB	R	H	2B	3B	HR	RBI	BB	HP	SO	SF	SH	SBA	PO	A	E	Fld%
1991	.235	25-11	34	12	8	0	0	0	1	7	2	7	0	0	1-4	12	24	5	.878
1992	.143	12-4	14	3	2	0	0	0	1	2	0	5	0	0	1-2	4	10	0	1.000
Totals	.208	37-15	48	15	10	1	0	0	2	3	2	12	0	0	2-6	16	34	5	.909

Ryan Morse (INF, Topeka, Kan./Cloud County Community College)																			
Year	Avg	GP-6S	AB	R	H	2B	3B	HR	RBI	BB	HP	SO	SF	SH	SBA	PO	A	E	Fld%
1997	.407	35-49	177	51	71	11	6	2	37	28	1	21	3	3	6-14	11	25	5	.878
1998	.415	51-49	188	71	78	24	4	5	39	31	2	33	1	4	12-15	53	4	3	.950
Totals	.411	101-98	365	122	150	35	10	7	76	59	3	54	4	7	18-29	64	29	8	.921

Blake Mozley (INF/OF, Ozark, Mo./University of Nebraska)																			
Year	Avg	GP-6S	AB	R	H	2B	3B	HR	RBI	BB	HP	SO	SF	SH	SBA	PO	A	E	Fld%
2024	.355	47-42	155	31	55	14	3	6	37	28	3	38	2	2	3-4	34	0	0	1.000

Logan Murany (C, Sugar Land, Texas/Dodge City Community College)																			
Year	Avg	GP-6S	AB	R	H	2B	3B	HR	RBI	BB	HP	SO	SF	SH	SBA	PO	A	E	Fld%
2020	.200	8-7	15	3	3	0	0	0	1	3	2	6	0	2	1-2	50	6	1	.982
2021	.400	4-1	5	2	4	0	0	0	0	2	0	2	0	0	0-0	11	0	1	.917
Totals	.250	12-8	20	5	7	0	0	0	1	5	2	8	0	2	1-2	65	6	2	.949

Jason Murphy (P/C, Bucyrus, Kan./Allen County Community College)																			
Year	Avg	GP-6S	AB	R	H	2B	3B	HR	RBI	BB	HP	SO	SF	SH	SBA	PO	A	E	Fld%
2009	.280	53-53	175	36	49	12	2	7	28	16	7	37	1	1	2-5	116	94	25	.894
2010	.242	35-35	120	22	29	5	0	5	13	8	5	36	1	0	2-4	142	47	9	.955
Totals	.264	88-88	295	58	78	17	2	12	41	24	12	73	2	1	4-9	285	141	34	.926

Greg Murray (C, Moundville, Mo./Bronaugh High School)																			
Year	Avg	GP-6S	AB	R	H	2B	3B	HR	RBI	BB	HP	SO	SF	SH	SBA	PO	A	E	Fld%
1991	.269	34-31	93	10	25	5	2	2	16	5	11	11	1	1	1-3	71	29	3	.971
1992	.127	31-27	71	3	9	0	2	3	5	0	9	1	0	1	0-1	142	40	3	.984
1993	.310	22-18	88	10	18	5	0	0	10	4	7	0	0	0	0-0	113	13	6	.955
Totals	.234	87-76	222	23	52	10	5	5	29	20	15	27	2	2	1-4	326	82	12	.971

Matt Myers (OF, Bartlesville, Okla./Coffeyville Community College)																			
Year	Avg	GP-6S	AB	R	H	2B	3B	HR	RBI	BB	HP	SO	SF	SH	SBA	PO	A	E	Fld%
1995	.309	42-42	152	38	47	17	1	9	41	18	2	47	1	4	19-22	101	8	6	.948
1996	.222	4-3	9	1	2	0	0	1	6	3	0	3	0	0	1-2	3	0	0	1.000
1997	.353	54-53	190	45	67	12	0	12	62	17	3	46	6	1	20-22	116	3	2	.983
Totals	.330	100-98	351	84	116	29	1	22	109	36	5	96	7	5	40-46	220	11	8	.967

Tom Myers (OF, Bartlesville, Okla./Oklahoma State University)																			
Year	Avg	GP-6S	AB	R	H	2B	3B	HR	RBI	BB	HP	SO	SF	SH	SBA	PO	A	E	Fld%
1992	.257	30-21	74	19	19	2	1	3	25	14	1	12	1	3	4-4	31	1	2	.941
1997	.309	47-43	136	51	42	6	2	4	37	34	4	26	7	2	18-21	56	6	3	.954
1998	.405	49-49	158	72	64	15	3	14	59	37	6	29	4	1	20-25	81	3	6	.933
Totals	.340	126-113	368	142	125	23	6	21	121	85	11	67	12	6	42-50	168	10	11	.942

Luke Naccarato (INF, Hutchinson, Kan./Hutchinson Community College)																			
Year	Avg	GP-6S	AB	R	H	2B	3B	HR	RBI	BB	HP	SO	SF	SH	SBA	PO	A	E	Fld%
2007	.265	54-54	189	42	50	14	2	6	38	15	1	12	1	1	0-0	61	113	4	.978
2008	.226	49-49	159	27	36	7	1	2	19	21	6	11	2	2	3-3	32	96	10	.928
Totals	.247	103-103	348	69	86	21	3	8	57	36	7	23	2	4	3-3	93	209	14	.956

Mickey Nichol (OF, Broken Arrow, Okla./Cowboy County Community College)																			
Year	Avg	GP-6S	AB	R	H	2B	3B	HR	RBI	BB	HP	SO	SF	SH	SBA	PO	A	E	Fld%
2003	.352	50-49	162	54	57	15	5	5	40	23	5	28	4	2	16-20	108	4	3	.974
2005	.459	50-50	172	58	79	17	4	14	56	31	4	20	3	2	12-16	83	4	3	.967
Totals	.407	100-99	334	112	136	32	9	19	96	54	9	48	7	4	28-36	191	8	6	.971

T.J. Nichols (INF, Lee's Summit, Mo./Metropolitan Community College)																
Year	Avg	GP-6S	AB	R	H	2B	3B	HR	R							

# Hitting/Fielding Statistics ('91-pres.)

## Justin Northern (C. Broken Arrow, Okla./Broken Arrow High School)

Year	Avg	GP-GS	AB	R	H	ZB	3B	HR	RBI	BB	HP	SO	SF	SH	SBA	PO	A	E	Fld%
2007	.211	44-38	86	16	19	3	0	5	21	17	3	13	0	1	1-1	97	27	5	.961
2008	.400	22-20	70	17	28	10	1	4	28	13	3	12	0	0	2-3	98	11	2	.982
Totals	.301	66-58	156	33	47	13	1	9	49	30	6	25	0	1	3-4	195	38	7	.971

## Jeremy Dehler (OF, Chanute, Kan./Lagette Community College)

Year	Avg	GP-GS	AB	R	H	ZB	3B	HR	RBI	BB	HP	SO	SF	SH	SBA	PO	A	E	Fld%
2007	.265	21-9	34	9	9	1	0	0	2	4	0	3	0	0	0-0	11	5	0	1.000

## Kraig Oertle (OF, Pittsburg, Kan./Allen County Community College)

Year	Avg	GP-GS	AB	R	H	ZB	3B	HR	RBI	BB	HP	SO	SF	SH	SBA	PO	A	E	Fld%
1991	.272	45-45	147	21	40	10	1	2	26	9	6	21	2	0	1-4	25	67	9	.911
1992	.321	40-40	131	23	42	6	0	3	21	6	10	19	0	0	0-1	38	1	4	.907
1993	.200	14-13	35	5	7	0	0	0	4	7	1	7	0	0	0-0	10	2	0	1.000
Totals	.284	99-98	313	49	89	16	1	5	51	22	17	47	2	0	1-5	73	70	13	.917

## Mike O'Haver (C, Kirksville, Mo./Kirksville High School)

Year	Avg	GP-GS	AB	R	H	ZB	3B	HR	RBI	BB	HP	SO	SF	SH	SBA	PO	A	E	Fld%
1996	.313	16-15	32	10	10	2	0	0	8	10	1	5	2	0	0-0	56	7	0	1.000
1997	.291	27-21	55	20	16	3	0	1	9	10	1	7	1	4	0-0	102	10	5	.957
1998	.256	20-12	39	6	10	2	0	0	11	3	0	6	2	1	0-0	64	5	0	1.000
1999	.200	17-15	35	6	7	1	0	0	6	10	1	1	1	3	0-0	80	9	4	.957
Totals	.267	80-63	161	42	43	8	0	1	34	33	3	19	6	8	0-0	302	31	9	.974

## Blain Ohlmeier (OF, Paola, Kan./Paola High School)

Year	Avg	GP-GS	AB	R	H	ZB	3B	HR	RBI	BB	HP	SO	SF	SH	SBA	PO	A	E	Fld%
2018	.080	3-1	3	2	0	0	0	0	0	2	0	1	0	0	0-0	2	0	0	1.000
2019	.239	43-24	92	15	22	4	1	0	8	16	1	18	9	3	1-4	48	0	0	1.000
2020	.341	13-10	44	11	15	1	0	0	7	4	2	10	1	2	0-1	15	0	2	.882
2021	.276	39-34	127	21	35	5	1	2	22	9	2	17	0	3	4-4	109	4	0	1.000
Total	.270	108-59	266	49	72	10	2	2	37	31	5	46	10	8	5-9	174	4	2	.971

## David O'Keefe (OF, Olathe, Kan./University of Wyoming)

Year	Avg	GP-GS	AB	R	H	ZB	3B	HR	RBI	BB	HP	SO	SF	SH	SBA	PO	A	E	Fld%
1992	.213	27-19	61	18	13	1	0	0	4	12	0	9	0	0	7-9	18	3	2	.913
1993	.292	22-5	24	13	7	0	0	0	3	3	1	4	1	1	4-5	10	0	1	.909
1994	.230	39-32	122	26	39	5	0	3	29	13	1	19	1	1	8-14	54	2	2	.966
Totals	.285	88-56	207	57	59	6	0	3	36	28	2	32	2	2	19-28	82	5	5	.946

## Robby Oldaker (INF, Lenexa, Kan./Shawnee Mission West High School)

Year	Avg	GP-GS	AB	R	H	ZB	3B	HR	RBI	BB	HP	SO	SF	SH	SBA	PO	A	E	Fld%
2003	.235	15-4	17	2	4	1	0	0	3	3	0	4	1	2	0-1	8	16	4	.857
2004	.318	54-53	154	44	49	9	2	1	31	26	4	26	1	7	12-12	58	130	19	.928
2005	.344	50-50	180	40	62	11	1	1	26	5	20	2	3	12-23	67	118	22	.894	
2006	.267	50-30	176	34	47	10	3	4	25	11	2	35	1	4	7-9	65	124	15	.926
Totals	.307	169-157	527	120	162	31	6	9	85	66	11	85	5	16	31-45	198	388	60	.896

## John Oliver (INF, Kansas City, Mo./Maple Woods Community College)

Year	Avg	GP-GS	AB	R	H	ZB	3B	HR	RBI	BB	HP	SO	SF	SH	SBA	PO	A	E	Fld%
2018	.292	17-5	24	3	7	1	0	0	6	1	0	2	1	0	0-0	15	14	2	.935

## Brian Pasteur (INF, Pittsburg, Kan./Hutchinson Community College)

Year	Avg	GP-GS	AB	R	H	ZB	3B	HR	RBI	BB	HP	SO	SF	SH	SBA	PO	A	E	Fld%
1993	.000	1-0	1	0	0	0	0	0	0	0	0	0	0	0	0-0	0	1	0	1.000
1994	.211	23-18	38	13	8	3	0	0	3	17	3	19	0	1	4-4	22	47	2	.972
1995	.264	42-40	121	22	32	5	2	2	19	7	2	31	0	6	5-8	64	107	16	.914
1996	.179	28-21	67	19	12	3	0	1	18	11	1	23	2	1	2-3	27	57	17	.832
Totals	.229	94-79	227	54	52	11	2	3	40	45	6	73	2	8	11-15	113	212	35	.903

## Steve Pauzaskie (INF/OF, Coffeyville, Kan./Coffeyville Community College)

Year	Avg	GP-GS	AB	R	H	ZB	3B	HR	RBI	BB	HP	SO	SF	SH	SBA	PO	A	E	Fld%
1995	.211	24-22	71	12	15	3	2	0	13	14	7	5	14	1	2-3	30	9	4	.907
1996	.273	28-16	55	13	3	3	1	0	4	7	7	12	1	1	1-3	34	2	0	1.000
Totals	.238	52-38	126	25	30	6	3	0	17	14	6	26	2	9	3-6	64	11	4	.949

## Brad Phillips (INF, Lee's Summit, Mo./Lee's Summit North High School)

Year	Avg	GP-GS	AB	R	H	ZB	3B	HR	RBI	BB	HP	SO	SF	SH	SBA	PO	A	E	Fld%
2011	.143	11-6	21	1	3	1	0	0	2	2	1	5	1	0	0-0	47	0	0	1.000
2012	.125	9-2	8	1	1	0	0	0	1	1	0	3	1	0	0-0	15	0	0	1.000
Totals	.138	20-8	29	2	4	1	0	0	3	3	1	8	1	1	0-0	62	4	0	1.000

## Tim Phipps (C, Galena, Kan./Coffeyville Community College)

Year	Avg	GP-GS	AB	R	H	ZB	3B	HR	RBI	BB	HP	SO	SF	SH	SBA	PO	A	E	Fld%
1991	.222	5-1	9	0	2	0	0	0	0	1	0	2	0	0	0-0	12	1	0	1.000

## Grayson Pinkett (C, Conwark Ark./Independence Community College)

Year	Avg	GP-GS	AB	R	H	ZB	3B	HR	RBI	BB	HP	SO	SF	SH	SBA	PO	A	E	Fld%
2019	.284	34-26	102	18	29	3	0	4	17	11	3	19	0	2	1-1	215	27	1	.996
2020	.222	20-16	63	13	14	4	0	2	12	9	1	6	1	1	1-2	138	20	0	1.000
2021	.288	41-40	146	26	42	9	1	4	23	22	4	24	0	1	1-4	287	33	2	.994
Totals	.261	95-82	311	57	85	16	3	10	52	42	8	49	1	4	3-7	640	80	3	.997

## Scott Pinter (OF, Kansas City, Kan./University of Nebraska-Kearney)

Year	Avg	GP-GS	AB	R	H	ZB	3B	HR	RBI	BB	HP	SO	SF	SH	SBA	PO	A	E	Fld%
1994	.143	24-1	7	16	1	0	0	1	4	1	0	5	0	0	3-6	3	0	0	1.000
1995	.458	16-6	24	14	11	4	1	0	8	6	2	8	0	0	5-5	7	0	2	.778
Totals	.387	40-7	31	30	12	4	1	1	12	7	2	13	0	0	8-11	10	0	2	.853

## Tyler Pittman (OF, Lee Summit, Mo./Kansas City Kansas Community College)

Year	Avg	GP-GS	AB	R	H	ZB	3B	HR	RBI	BB	HP	SO	SF	SH	SBA	PO	A	E	Fld%
2019	.175	35-30	97	20	17	0	3	10	16	1	3	31	0	7	14-15	81	3	2	.977
2020	.274	21-18	62	19	17	4	1	1	9	17	0	18	0	6	10-10	45	1	1	.979
Totals	.214	56-48	159	39	34	4	4	11	25	18	3	49	0	13	24-25	126	4	3	.978

## Colton Pogue (INF, Blue Springs, Mo./Western Illinois University)

Year	Avg
------	-----

# Hitting/Fielding Statistics ('91-pres.)

## Chris Polsak (INF/OF, Pittsburg, Kan./Pittsburg High School)

Year	Avg	GP-GS	AB	R	H	2B	3B	HR	RBI	BB	HP	SO	SF	SH	SBA	PO	A	E	Fld%
2000	.304	17-4	23	4	7	2	0	0	5	0	1	8	0	1	0-0	5	11	2	.889
2001	.300	30-26	70	19	21	3	0	2	13	9	4	9	2	1	4-6	20	24	2	.844
2002	.336	40-34	110	29	37	5	3	5	25	11	3	10	3	1	2-3	47	2	1	.980
2003	.352	43-42	142	36	50	6	0	6	43	9	3	12	5	3	4-7	50	2	3	.945
Totals	.333	127-106	345	88	115	16	3	13	86	29	11	39	10	6	10-16	122	39	14	.920

## Ryan Polter (INF, Topeka, Kan./Cloud County Community College)

Year	Avg	GP-GS	AB	R	H	2B	3B	HR	RBI	BB	HP	SO	SF	SH	SBA	PO	A	E	Fld%
1998	.175	44-23	80	17	14	3	0	0	15	17	0	15	0	3	1-2	151	17	5	.971
1999	.271	47-41	133	32	36	8	1	0	20	29	8	27	0	4	10-13	367	21	9	.977
Totals	.235	91-64	213	49	50	11	1	0	35	46	8	42	0	7	11-15	518	38	14	.975

## Dawson Pomeroy (INF/RHP, Topeka, Kan./Cmmbell University)

Year	Avg	GP-GS	AB	R	H	2B	3B	HR	RBI	BB	HP	SO	SF	SH	SBA	PO	A	E	Fld%
2020	.263	20-17	57	13	15	2	1	3	14	7	5	19	1	0	7-8	45	16	2	.968
2021	.259	40-40	135	28	35	5	1	7	24	24	8	45	3	0	6-8	42	47	12	.881
2023	.500	22-0	2	1	1	1	0	0	0	0	0	0	0	0	0-0	2	0	0	1.000
Totals	.263	82-57	194	42	51	8	2	10	38	31	13	64	4	0	13-16	89	63	14	.916

## Zach Potter (P/INF/OF, Arkansas City, Kan./Cowley County Community College)

Year	Avg	GP-GS	AB	R	H	2B	3B	HR	RBI	BB	HP	SO	SF	SH	SBA	PO	A	E	Fld%
2009	.298	48-47	161	33	48	8	0	3	23	14	3	24	1	4	0-2	54	43	22	.815
2010	.248	37-33	109	15	27	6	1	4	16	7	2	26	0	1	1-1	40	1	1	.976
Totals	.278	85-80	270	15	75	14	1	7	39	21	5	50	1	5	1-3	94	44	23	.857

## T.J. Prentice (OF, Owasso, Okla./Independence Community College)

Year	Avg	GP-GS	AB	R	H	2B	3B	HR	RBI	BB	HP	SO	SF	SH	SBA	PO	A	E	Fld%
2005	.401	50-50	177	58	71	14	5	10	49	16	11	30	1	3	9-12	52	11	7	.900
2006	.367	52-52	196	63	72	14	6	8	39	19	8	27	0	2	3-7	118	124	13	.949
Totals	.383	102-102	373	121	143	28	11	18	88	35	19	57	1	5	12-19	170	135	20	.925

## Aaron Qualls (C, Bartlesville, Okla./Northwestern Oklahoma State University)

Year	Avg	GP-GS	AB	R	H	2B	3B	HR	RBI	BB	HP	SO	SF	SH	SBA	PO	A	E	Fld%
1997	.333	3-1	3	1	1	0	0	0	2	1	0	1	0	0	0-0	2	0	0	1.000
1998	.194	20-10	36	5	7	1	0	0	5	3	1	8	0	1	0-0	88	8	3	.970
1999	.200	15-5	20	9	4	1	0	0	1	5	0	4	0	0	0-0	37	2	1	.975
Totals	.203	38-16	59	15	12	2	0	0	8	9	1	13	0	1	0-0	127	10	4	.972

## David Qualls (OF, Galena, Kan./Galena High School)

Year	Avg	GP-GS	AB	R	H	2B	3B	HR	RBI	BB	HP	SO	SF	SH	SBA	PO	A	E	Fld%
1991	.231	41-39	117	22	27	4	1	1	12	22	2	36	0	1	17-24	68	1	7	.908
1992	.269	39-36	108	21	29	6	3	0	9	14	2	31	0	2	10-10	58	4	6	.912
1993	.338	26-23	80	19	27	2	0	2	9	12	0	14	1	1	11-14	18	3	1	.955
1994	.326	49-48	178	46	58	9	3	3	20	31	2	21	2	2	21-26	72	5	4	.951
Totals	.292	155-146	483	108	141	21	7	6	50	79	6	102	2	6	59-74	216	13	18	.927

## Blake Rast (INF, Greenwood Mo./Dodge City Community College)

Year	Avg	GP-GS	AB	R	H	2B	3B	HR	RBI	BB	HP	SO	SF	SH	SBA	PO	A	E	Fld%
2020	.000	1-0	1	0	0	0	0	0	0	0	0	0	0	0	0-0	0	0	0	.000

## Quin Reasoner (INF, Springfield, Mo./Kickapoo High School)

Year	Avg	GP-GS	AB	R	H	2B	3B	HR	RBI	BB	HP	SO	SF	SH	SBA	PO	A	E	Fld%
2019	.171	32-34	82	11	14	1	0	0	9	6	1	27	1	2	6-7	43	50	3	.969
2020	.278	9-5	18	2	5	1	0	0	3	2	1	4	1	0	0-0	9	17	1	.963
2021	.000	9-0	3	0	0	0	0	0	0	1	0	1	0	0	0-0	1	0	0	1.000
Totals	.184	50-39	103	15	19	2	0	0	12	9	2	32	2	2	6-7	53	67	4	.976

## Ryan Reddick (C/DH, Frontenac, Kan./Allen County Community College)

Year	Avg	GP-GS	AB	R	H	2B	3B	HR	RBI	BB	HP	SO	SF	SH	SBA	PO	A	E	Fld%
2011	.360	49-49	164	16	59	6	0	1	32	19	2	18	4	1	0-0	0	0	0	.000
2012	.299	40-37	127	23	38	12	0	3	26	13	3	17	1	0	0-2	101	16	2	.983
Totals	.333	89-86	291	39	97	18	0	4	58	32	5	35	5	1	0-2	101	16	2	.983

## Adam Reed (C, North Bend, Ore./Viterboro University)

Year	Avg	GP-GS	AB	R	H	2B	3B	HR	RBI	BB	HP	SO	SF	SH	SBA	PO	A	E	Fld%
2012	.252	38-34	107	15	27	6	1	1	21	7	3	23	1	4	1-2	57	5	2	.969

## Dallas Reed (INF, San Diego, Calif./Mt. San Antonio College)

Year	Avg	GP-GS	AB	R	H	2B	3B	HR	RBI	BB	HP	SO	SF	SH	SBA	PO	A	E	Fld%
2017	.373	50-50	209	57	78	17	3	8	51	21	12	23	0	4	4-4	79	102	8	.958
2018	.357	46-46	171	39	61	13	0	3	37	21	7	16	1	5	5-5	92	101	11	.946
Totals	.366	96-96	380	96	139	30	3	11	88	42	19	39	1	9	9-9	171	203	19	.952

## Luke Rhodes (OF, Parsons, Kan./Labette County High School)

Year	Avg	GP-GS	AB	R	H	2B	3B	HR	RBI	BB	HP	SO	SF	SH	SBA	PO	A	E	Fld%
2000	.000	4-0	3	1	0	0	0	0	0	1	0	3	0	0	0-0	0	0	0	.000

## Jordan Rice (IF, Lee's Summit, Mo./William Jewell College)

Year	Avg	GP-GS	AB	R	H	2B	3B	HR	RBI	BB	HP	SO	SF	SH	SBA	PO	A	E	Fld%
2015	.300	7-6	20	2	6	1	0	0	2	2	0	1	0	0	0-0	11	12	2	.920

## Jaision Rich (INF, Lenexa, Kan./Johnson County Community College)

Year	Avg	GP-GS	AB	R	H	2B	3B	HR	RBI	BB	HP	SO	SF	SH	SBA	PO	A	E	Fld%
1992	.200	18-7	25	1	5	1	0	0	6	3	0	5	1	2	1-1	6	8	2	.875
1993	.254	28-21	71	9	18	3	0	2	13	10	3	7	1	1	0-1	46	47	7	.930
1994	.208	37-34	106	13	22	2	0	0	15	14	1	14	3	3	1-1	48	67	11	.913
Totals	.223	83-62	202	23	45	6	0	2	34	27	4	26	5	6	2-3	100	122	20	.917

## Brian Rickard (INF, El Dorado, Kan./El Dorado High School)

Year	Avg	GP-GS	AB	R	H	2B	3B	HR	RBI	BB	HP	SO	SF	SH	SBA	PO	A	E	Fld%
2003	1.000	3-0	1	2	1	0	0	0	2	0	1	0	1	0	0-0	0	0	0	.000
2004	.286	5-1	7	0	2	1	0	0	2	1	0	2	0	0	0-0	0	1	0	1.000
2005	.333	8-0	9	3	3	2	0	1	6	3	0	0	0	0	0-0	6	0	0	1.000
Totals	.353	16-1	17	5	6	3	0	1	10	4	1	2	1	0	0-0	6	1	0	1.000

# Hitting/Fielding Statistics ('91-pres.)

## Ian Robinson (C. Kansas City, Mo./Bishop Miege High School)

Year	Avg	GP-6S	AB	R	H	ZB	3B	HR	RBI	BB	HP	SO	SF	SH	SBA	PO	A	E	FLD%
2011	.208	18-14	48	6	10	1	0	0	3	14	4	1	1	1	0-0	63	8	4	.947
2013	.244	28-25	78	9	19	5	1	1	12	9	3	16	1	1	1-1	127	15	2	.986
2014	.256	17-13	43	5	11	5	0	0	8	2	2	5	0	2	0-0	68	6	5	.937
Totals	.237	63-52	169	20	40	11	1	1	23	15	6	35	2	3	1-1	258	29	11	.963

## Jonathan Ross (C. Lawrence, Kan./Johnson County Community College)

Year	Avg	GP-6S	AB	R	H	ZB	3B	HR	RBI	BB	HP	SO	SF	SH	SBA	PO	A	E	FLD%
2008	.273	4-3	11	1	3	2	0	0	2	0	0	5	0	0	0-0	1	0	0	1.000

## Cody Rowe (OF, Baxter Springs, Kan./Baxter Springs High School)

Year	Avg	GP-6S	AB	R	H	ZB	3B	HR	RBI	BB	HP	SO	SF	SH	SBA	PO	A	E	FLD%
2017	.000	5-0	0	2	0	0	0	0	0	0	0	0	0	0	0-0	0	0	0	.000

## Lance Roybal (INF, Littleton, Colo./Southwest Texas State University)

Year	Avg	GP-6S	AB	R	H	ZB	3B	HR	RBI	BB	HP	SO	SF	SH	SBA	PO	A	E	FLD%
1992	.308	41-40	120	20	37	8	0	2	23	20	4	16	0	2	0-1	42	93	14	.906

## Francis Rupert (INF, Carpinteria, Calif./Cowley County Community College)

Year	Avg	GP-6S	AB	R	H	ZB	3B	HR	RBI	BB	HP	SO	SF	SH	SBA	PO	A	E	FLD%
1996	.000	2-0	0	0	0	0	0	0	0	1	0	0	0	0	0-0	0	0	0	.000

## Tom Rzepka (C. Leawood, Kan./Longview Community College)

Year	Avg	GP-6S	AB	R	H	ZB	3B	HR	RBI	BB	HP	SO	SF	SH	SBA	PO	A	E	FLD%
2011	.000	7-0	3	0	0	0	0	0	0	2	0	3	0	0	0-0	2	0	1	.667
2012	.000	5-0	4	0	0	0	0	0	0	1	0	2	0	0	0-0	2	0	1	.667
Totals	.000	12-0	7	0	0	0	0	0	0	3	0	5	0	0	0-0	4	0	2	.667

## Brett Sarwinski (OF, Galena, Kan./Galena High School)

Year	Avg	GP-6S	AB	R	H	ZB	3B	HR	RBI	BB	HP	SO	SF	SH	SBA	PO	A	E	FLD%
2024	1.000	4-0	1	1	1	0	0	0	0	0	0	0	0	0	0-0	1	0	0	1.000

## Gary Schiefelbein (OF, Pittsburg, Kan./St. Mary's-Colgan High School)

Year	Avg	GP-6S	AB	R	H	ZB	3B	HR	RBI	BB	HP	SO	SF	SH	SBA	PO	A	E	FLD%
1994	.000	1-0	2	0	0	0	0	0	0	0	0	0	0	0	0-0	0	0	0	.000

## Ethan Schiesener (C, Rogersville, Mo./Pratt Community College)

Year	Avg	GP-6S	AB	R	H	ZB	3B	HR	RBI	BB	HP	SO	SF	SH	SBA	PO	A	E	FLD%
2017	.348	43-40	141	29	49	11	1	6	28	27	2	30	4	0	1-1	212	31	8	.968

## Drew Schulte (INF, Webb City, Mo./Webb City High School)

Year	Avg	GP-6S	AB	R	H	ZB	3B	HR	RBI	BB	HP	SO	SF	SH	SBA	PO	A	E	FLD%
2004	.337	55-53	166	23	56	16	0	0	34	12	3	5	0	0	0-0	25	46	10	.877
2005	.390	33-33	105	17	41	10	2	2	27	14	3	8	1	0	0-0	51	7	3	.951
2006	.343	34-33	108	24	37	5	1	6	23	16	4	12	1	0	0-0	31	2	0	1.000
2007	.333	53-53	171	33	57	13	0	4	31	29	5	8	2	4	0-1	64	6	0	1.000
Totals	.347	181-172	550	97	191	44	3	12	115	71	15	55	7	15	0-1	171	61	13	.947

## Andrew Schultz (INF, Elkhorn, Neb./Vernon Regional Junior College)

Year	Avg	GP-6S	AB	R	H	ZB	3B	HR	RBI	BB	HP	SO	SF	SH	SBA	PO	A	E	FLD%
1999	.338	47-43	157	39	54	14	2	6	37	19	1	28	2	2	3-6	47	19	5	.930
2000	.315	49-48	165	39	52	9	0	6	32	14	1	29	4	5	10-12	29	82	17	.867
2001	.275	51-51	182	41	50	14	3	3	23	23	4	41	1	3	20-24	92	27	4	.967
2004	.337	55-53	166	23	56	16	0	0	34	12	3	27	3	5	0-0	25	46	10	.877
Totals	.315	202-195	670	142	211	53	5	15	126	68	9	125	10	15	35-42	193	174	36	.911

## Beau Schultz (C, Independence, Kan./Cowley County Community College)

Year	Avg	GP-6S	AB	R	H	ZB	3B	HR	RBI	BB	HP	SO	SF	SH	SBA	PO	A	E	FLD%
2003	.354	30-29	79	21	28	6	1	3	23	16	3	12	0	5	1-1	128	16	3	.980
2004	.306	59-59	180	41	55	12	0	3	37	20	3	31	5	5	1-1	306	38	4	.989
2005	.382	50-50	170	27	65	9	3	2	35	8	2	22	2	5	0-1	291	42	3	.991
Totals	.345	139-138	429	89	148	27	4	8	95	44	8	65	7	15	2-3	725	96	10	.988

## Scott Schultz (INF, Elkhorn, Neb./University of Nebraska)

Year	Avg	GP-6S	AB	R	H	ZB	3B	HR	RBI	BB	HP	SO	SF	SH	SBA	PO	A	E	FLD%
1998	.327	50-50	171	49	56	10	3	13	63	21	9	23	1	0	7-8	33	81	16	.877
1999	.372	50-50	164	51	61	17	1	10	47	34	12	31	1	1	1-2	26	75	14	.878
Totals	.349	100-100	335	100	117	27	4	23	110	55	21	54	2	1	8-10	59	156	30	.878

## Greg Seagraves (C, Tulsa, Okla./Metro Christian Academy)

Year	Avg	GP-6S	AB	R	H	ZB	3B	HR	RBI	BB	HP	SO	SF	SH	SBA	PO	A	E	FLD%
1995	.310	17-14	42	10	13	3	0	1	6	10	0	1	1	1	0-2	56	11	4	.944
1996	.341	36-33	132	20	45	6	1	4	31	9	2	15	0	0	0-4	167	30	4	.980
1997	.378	48-35	143	35	54	11	1	6	38	14	2	15	2	0	0-4	196	23	3	.986
Totals	.353	101-82	317	65	112	20	2	11	75	33	4	37	3	1	0-10	419	64	11	.978

## Cole Shewmake (OF, Webb City, Mo./Webb City High School)

Year	Avg	GP-6S	AB	R	H	ZB	3B	HR	RBI	BB	HP	SO	SF	SH	SBA	PO	A	E	FLD%
2000	.500	6-0	2	2	1	0	0	0	0	2	0	1	0	0	0-0	1	0	0	1.000
2002	.211	27-15	57	9	12	2	0	0	3	7	6	0	16	0	1-1	20	3	2	.920
2003	.364	30-21	66	18	24	9	1	1	12	11	2	21	0	1	2-4	26	1	4	.871
Totals	.296	63-36	125	29	37	11	1	1	19	19	2	38	0	2	3-5	47	4	6	.895

## Wes Shields (INF, Paola, Kan./Johnson County Community College)

Year	Avg	GP-6S	AB	R	H	ZB	3B	HR	RBI	BB	HP	SO	SF	SH	SBA	PO	A	E	FLD%
1997	.143	7-2	14	1	2	0	0	0	2	0	1	6	0	0	0-0	2	0	0	.500

## Brad Shorter (INF/C, Lockwood, Mo./Allen County Community College)

Year	Avg	GP-6S	AB	R	H	ZB	3B	HR	RBI	BB	HP	SO	SF	SH	SBA	PO	A	E	FLD%
1997	.398	54-50	196	54	78	19	3	6	52	16	4	18	5	5	0-1	67	76	14	.911
1998	.450	52-52	189	58	85	20	3	9	73	19	8	11	1	1	0-1	319	20	4	.988
Totals	.423	106-102	385	112	163	39	6	15	125	35	8	29	6	6	0-2	386	96	18	.964

## Austin Shumaker (C, Chandler, Ariz./Chandler High School)

Year	Avg	GP-6S	AB	R	H	ZB	3B	HR	RBI	BB	HP	SO	SF	SH	SBA	PO	A	E	FLD%
2016	.250	2-2	4	1	1	0	0	0	0	0	0	0	0	0	0-0	0	0	0	.000

## Taylor Sibala (INF, Overland Park, Kan./Blue Valley Northwest High School)

Year	Avg	GP-6S	AB	R	H	ZB	3B	HR	RBI	BB	HP	SO	SF	SH	SBA	PO	A	E	FLD%
2008	.219	32-22	73	11															

# Hitting/Fielding Statistics ('91-pres.)

## Steve Sickmeyer (OF, Kansas City, Mo./Lee's Summit North High School)

Year	Avg	GP-6S	AB	R	H	2B	3B	HR	RBI	BB	HP	SO	SF	SH	SBA	PO	A	E	Fld%
2003	.231	12-3	13	2	3	1	0	0	2	5	0	4	0	0	0-1	3	0	0	1.000

## Brad Smith (INF, Wichita, Kan./Cowley County Community College)

Year	Avg	GP-6S	AB	R	H	2B	3B	HR	RBI	BB	HP	SO	SF	SH	SBA	PO	A	E	Fld%
2004	.398	57-57	201	50	80	15	1	4	37	10	1	25	1	13	2-3	129	16	5	.967
2005	.362	46-44	152	31	55	8	3	1	26	13	2	23	1	3	1-3	33	68	11	.902
2006	.379	42-41	153	36	58	22	3	4	43	9	3	21	2	5	1-2	36	61	5	.951
Totals	.381	145-142	506	117	193	45	7	9	106	32	6	69	4	21	4-8	198	145	21	.940

## Jeremy Smith (INF, Columbus, Kan./Columbus Unified High School)

Year	Avg	GP-6S	AB	R	H	2B	3B	HR	RBI	BB	HP	SO	SF	SH	SBA	PO	A	E	Fld%
1996	.408	24-19	71	13	29	7	0	2	17	11	1	6	4	1	2-3	6	17	10	.697

## Mark Smith (OF, Pittsburg, Kan./St. Mary's-Colgan High School)

Year	Avg	GP-6S	AB	R	H	2B	3B	HR	RBI	BB	HP	SO	SF	SH	SBA	PO	A	E	Fld%
2005	.250	18-0	8	5	2	1	0	0	1	2	1	2	0	0	3-3	2	0	0	1.000
2006	.167	16-2	6	2	1	0	0	0	2	0	1	4	1	0	2-2	0	0	0	.000
Totals	.214	34-2	14	7	3	1	0	0	3	2	2	6	1	0	5-5	2	0	0	.500

## Steve Smith (OF, Olathe, Kan./Butler County Community College)

Year	Avg	GP-6S	AB	R	H	2B	3B	HR	RBI	BB	HP	SO	SF	SH	SBA	PO	A	E	Fld%
1999	.320	34-31	103	25	33	6	1	5	15	17	5	18	0	0	1-1	51	0	0	1.000
2000	.405	45-44	131	45	53	11	1	8	45	33	4	24	2	4	6-6	62	4	4	.943
Totals	.368	79-75	234	70	86	17	2	13	60	50	9	42	2	4	7-7	113	4	4	.967

## Shannon Stephenson (OF, Dodge City, Kan./Dodge City Community College)

Year	Avg	GP-6S	AB	R	H	2B	3B	HR	RBI	BB	HP	SO	SF	SH	SBA	PO	A	E	Fld%
1997	.333	4-0	3	3	1	0	1	0	1	0	0	0	1	0	0-0	0	0	0	.000

## Jace Stewart (INF, Emporia, Kan./Barton Community College)

Year	Avg	GP-6S	AB	R	H	2B	3B	HR	RBI	BB	HP	SO	SF	SH	SBA	PO	A	E	Fld%
2023	.333	13-1	6	3	2	1	0	0	1	1	0	1	0	0	0-0	7	6	2	.857
2024	.143	10-1	7	5	1	0	0	0	0	4	0	1	0	0	0-0	3	10	0	1.000
Totals	.231	23-2	13	8	3	1	0	0	1	5	0	2	0	0	0-0	10	16	2	.933

## Tory Stoffregen (OF, Goddard, Kan./Johnson County Community College)

Year	Avg	GP-6S	AB	R	H	2B	3B	HR	RBI	BB	HP	SO	SF	SH	SBA	PO	A	E	Fld%
2013	.332	33-53	193	46	61	18	5	4	46	20	7	39	1	9	16-21	83	3	13	.869
2014	.258	28-26	97	16	25	3	2	2	10	8	3	27	0	3	8-10	20	0	1	.952
Totals	.307	81-79	290	62	89	21	7	6	56	28	10	66	1	12	24-31	103	3	14	.883

## Mitch Stretcher (OF, Valley Falls, Kan./Valley Fall High School)

Year	Avg	GP-6S	AB	R	H	2B	3B	HR	RBI	BB	HP	SO	SF	SH	SBA	PO	A	E	Fld%
2011	.182	16-8	22	4	0	0	0	0	0	2	0	2	0	0	0-0	0	0	0	.000
2012	.111	11-2	9	1	1	0	0	0	0	0	0	6	0	0	0-0	4	0	0	1.000
2013	.175	21-13	40	13	7	0	1	0	3	5	3	8	0	2	1-2	19	26	6	.882
2014	.000	8-1	5	1	0	0	0	0	1	1	0	3	1	0	0-0	4	0	0	1.000
Totals	.158	56-24	76	18	12	0	1	0	4	7	3	19	1	2	1-2	27	26	6	.898

## Kevin Tarter (P, Columbus, Kan./Columbus Unified High School)

Year	Avg	GP-6S	AB	R	H	2B	3B	HR	RBI	BB	HP	SO	SF	SH	SBA	PO	A	E	Fld%
1991	.000	3-0	0	1	0	0	0	0	0	0	0	0	0	0	0-0	2	4	1	.857

## Mickey Tedlock (INF, Columbus, Kan./Columbus Unified High School)

Year	Avg	GP-6S	AB	R	H	2B	3B	HR	RBI	BB	HP	SO	SF	SH	SBA	PO	A	E	Fld%
1991	.250	13-1	4	5	1	0	0	0	0	1	0	1	0	0	1-4	0	0	0	.000

## Corbin Terlip (INF, Frontenac, Kan./Frontenac High School)

Year	Avg	GP-6S	AB	R	H	2B	3B	HR	RBI	BB	HP	SO	SF	SH	SBA	PO	A	E	Fld%
2007	.500	3-0	2	1	1	0	0	0	1	3	0	0	0	0	0-0	0	1	0	1.000

## Logan Terrell (OF, Bonner Springs, Kan./Bonner Springs High School)

Year	Avg	GP-6S	AB	R	H	2B	3B	HR	RBI	BB	HP	SO	SF	SH	SBA	PO	A	E	Fld%
2015	.238	31-28	84	9	20	1	0	0	11	2	0	16	1	5	6-8	54	2	4	.933
2017	.312	32-20	77	16	24	3	1	1	10	9	1	24	2	4	1-1	41	2	3	.935
2018	.333	15-0	6	1	2	1	0	0	0	0	1	2	0	0	0-0	2	0	0	1.000
Totals	.275	78-48	167	26	46	5	1	1	21	11	2	42	3	9	7-9	97	4	7	.935

## Ryan Thayer (C, Prairie Village, Kan./Johnson County Community College)

Year	Avg	GP-6S	AB	R	H	2B	3B	HR	RBI	BB	HP	SO	SF	SH	SBA	PO	A	E	Fld%
2008	.190	27-23	63	7	12	3	0	0	5	6	2	24	1	3	0-0	120	18	3	.979
2009	.163	44-41	123	19	20	4	0	1	11	10	3	35	2	5	0-0	208	26	4	.983
2010	.154	15-9	26	4	4	0	0	0	1	5	1	5	1	1	0-0	41	6	2	.959
Totals	.170	86-73	212	30	36	7	0	1	17	21	6	64	4	9	0-0	369	50	9	.979

## Adam Theis (INF, Wichita, Kan./Southwestern Oklahoma State)

Year	Avg	GP-6S	AB	R	H	2B	3B	HR	RBI	BB	HP	SO	SF	SH	SBA	PO	A	E	Fld%
2021	.206	28-17	63	12	13	2	0	2	13	9	3	17	1	0	2-2	23	36	6	.908

## Eran Thomas (INF, Newton, Kan./Newton High School)

Year	Avg	GP-6S	AB	R	H	2B	3B	HR	RBI	BB	HP	SO	SF	SH	SBA	PO	A	E	Fld%
2011	.258	33-14	62	10	16	3	0	0	12	9	1	7	0	1	1-2	34	6	0	1.000
2012	.319	48-48	160	31	51	5	1	6	32	5	10	19	2	3	7-10	77	110	19	.908
2013	.299	53-53	187	37	56	10	1	4	40	22	6	18	5	4	8-12	76	95	13	.929
2014	.267	35-34	116	16	31	8	0	0	16	12	7	11	0	2	5-10	39	55	15	.862
Totals	.293	169-149	525	94	154	26	2	10	100	48	24	55	7	10	21-34	126	266	47	.893

## Adam Thomasson (OF, Quapaw, Okla./Allen County Community College)

Year	Avg	GP-6S	AB	R	H	2B	3B	HR	RBI	BB	HP	SO	SF	SH	SBA	PO	A	E	Fld%
1999	.000	4-1	3	3	0	0	0	0	0	1	0	0	0	0	0-0	5	0	0	1.000
2000	.202	33-25	89	26	18	3	0	1	22	24	1	17	1	2	0-0	35	81	14	.892
2001	.302	18-16	43	16	13	2	2	0	8	20	0	12	0	2	2-5	18	10	1	1.000
Totals	.230	55-42	135	45	31	5	2	1	17	36	3	30	1	4	9-12	61	2	1	.984

## Dustin Ulrich (OF, Lee's Summit, Mo./Lee's Summit High School)

Year	Avg	GP-6S	AB	R	H	2B	3B	HR	RBI	BB	HP	SO	SF	SH	SBA	PO	A	E	Fld%
2011	.000	6-2	5	1	0	0	0	0	0	0	0	0	0	0	0-0	3	4	0	1.000

## Chris Vandervoort (INF, Dallas, Texas/LL Pierce High School)

# Hitting/Fielding Statistics ('91-pres.)

## Troy Vanhorn (C. Euler, Kan./Ottawa University)

Year	Avg	GP-6S	AB	R	H	2B	3B	HR	RBI	BB	HP	SO	SF	SH	SBA	PO	A	E	Fld%
------	-----	-------	----	---	---	----	----	----	-----	----	----	----	----	----	-----	----	---	---	------

2007	.333	6-5	15	3	5	2	0	0	3	1	0	2	0	0	0-0	28	6	0	1.000
------	------	-----	----	---	---	---	---	---	---	---	---	---	---	---	-----	----	---	---	-------

## Todd Weeman (P. Augusta, Kan./Augusta High School)

Year	Avg	GP-6S	AB	R	H	2B	3B	HR	RBI	BB	HP	SO	SF	SH	SBA	PO	A	E	Fld%
------	-----	-------	----	---	---	----	----	----	-----	----	----	----	----	----	-----	----	---	---	------

1992	.000	12-8	6	0	0	0	0	0	0	2	0	4	0	0	0-0	2	10	1	.923
------	------	------	---	---	---	---	---	---	---	---	---	---	---	---	-----	---	----	---	------

## Ryan Ventura (OF, Olympia, Wash./Southwest Community College)

Year	Avg	GP-6S	AB	R	H	2B	3B	HR	RBI	BB	HP	SO	SF	SH	SBA	PO	A	E	Fld%
------	-----	-------	----	---	---	----	----	----	-----	----	----	----	----	----	-----	----	---	---	------

2012	.279	48-48	172	30	48	10	2	2	25	8	4	20	0	13	5-11	129	1	4	.970
2013	.356	53-53	205	54	73	13	5	5	30	24	1	33	0	8	19-27	86	1	2	.978
Totals	.321	101-101	377	84	121	23	7	7	55	32	5	53	0	21	24-38	215	2	6	.973

## Benny Villela (INF, Tulsa, Okla./Pratt Community College)

Year	Avg	GP-6S	AB	R	H	2B	3B	HR	RBI	BB	HP	SO	SF	SH	SBA	PO	A	E	Fld%
------	-----	-------	----	---	---	----	----	----	-----	----	----	----	----	----	-----	----	---	---	------

1991	.279	45-44	147	20	41	11	0	3	22	13	1	23	1	1	1-1	56	108	24	.872
1992	.259	37-37	112	13	29	4	0	3	22	10	2	19	1	2	2-4	17	63	11	.879
Totals	.270	82-81	259	33	70	15	0	6	44	23	3	42	2	3	3-5	73	171	35	.875

## Andrew Vogelthaugh (INF, Liberty, Mo./Liberty North High School)

Year	Avg	GP-6S	AB	R	H	2B	3B	HR	RBI	BB	HP	SO	SF	SH	SBA	PO	A	E	Fld%
------	-----	-------	----	---	---	----	----	----	-----	----	----	----	----	----	-----	----	---	---	------

2015	.302	44-44	149	27	45	7	1	9	44	20	1	30	3	2	0-2	294	14	3	.990
2016	.342	48-48	196	41	67	10	2	15	54	14	1	34	4	0	0-0	329	20	4	.989
2017	.333	50-50	204	41	68	12	2	14	52	18	2	37	4	3	2-3	84	4	5	.946
2018	.263	41-40	152	34	40	11	2	8	28	16	2	30	1	7	2-4	51	3	0	1.000
Totals	.314	183-182	701	143	220	40	7	46	178	68	6	131	12	12	4-9	758	41	12	.985

## Kyle Wade (C, Baxter Springs, Kan./Baxte Springs High School)

Year	Avg	GP-6S	AB	R	H	2B	3B	HR	RBI	BB	HP	SO	SF	SH	SBA	PO	A	E	Fld%
------	-----	-------	----	---	---	----	----	----	-----	----	----	----	----	----	-----	----	---	---	------

2005	.000	1-0	1	0	0	0	0	0	0	0	0	1	0	0	0-0	0	0	0	.000
------	------	-----	---	---	---	---	---	---	---	---	---	---	---	---	-----	---	---	---	------

## Dan Walters (INF, Erie, Kan./Erie High School)

Year	Avg	GP-6S	AB	R	H	2B	3B	HR	RBI	BB	HP	SO	SF	SH	SBA	PO	A	E	Fld%
------	-----	-------	----	---	---	----	----	----	-----	----	----	----	----	----	-----	----	---	---	------

2002	.354	43-31	127	31	45	12	2	2	13	3	6	20	1	4	9-11	65	81	17	.896
2003	.271	50-50	177	47	48	4	4	3	23	24	5	24	3	4	14-16	79	134	14	.938
2004	.307	58-58	202	53	62	13	3	3	31	15	8	24	1	4	6-8	116	138	11	.958
2005	.262	49-49	149	33	39	6	2	4	26	14	3	14	3	4	1-2	105	115	5	.978
Totals	.296	200-188	655	164	194	35	11	12	93	56	22	82	8	16	30-37	365	468	47	.947

## Craig Ward (C, Pittsburg, Kan./Pittsburg High School)

Year	Avg	GP-6S	AB	R	H	2B	3B	HR	RBI	BB	HP	SO	SF	SH	SBA	PO	A	E	Fld%
------	-----	-------	----	---	---	----	----	----	-----	----	----	----	----	----	-----	----	---	---	------

1994	.625	3-1	8	2	5	0	0	2	7	0	0	1	0	0	0-0	1	0	0	1.000
------	------	-----	---	---	---	---	---	---	---	---	---	---	---	---	-----	---	---	---	-------

## Justin Warkins (INF, Haysville, Kan./State Fair Community College)

Year	Avg	GP-6S	AB	R	H	2B	3B	HR	RBI	BB	HP	SO	SF	SH	SBA	PO	A	E	Fld%
------	-----	-------	----	---	---	----	----	----	-----	----	----	----	----	----	-----	----	---	---	------

2023	.411	50-48	192	59	79	24	0	7	39	29	8	28	0	4	5-6	328	14	3	.991
2024	.305	51-51	203	40	62	14	1	12	50	26	5	35	2	1	3-5	389	21	2	.995
Totals	.357	101-99	395	99	141	38	1	19	89	55	13	63	2	5	8-11	717	35	5	.993

## Willie Watt (INF, Pittsburg, Kan./Neosho County Community College)

Year	Avg	GP-6S	AB	R	H	2B	3B	HR	RBI	BB	HP	SO	SF	SH	SBA	PO	A	E	Fld%
------	-----	-------	----	---	---	----	----	----	-----	----	----	----	----	----	-----	----	---	---	------

2010	.417	10-11	12	0	5	0	0	0	0	0	0	1	0	0	0-0	7	0	0	1.000
------	------	-------	----	---	---	---	---	---	---	---	---	---	---	---	-----	---	---	---	-------

## Rob Weiert (INF, Humboldt, Kan./Allen County Community College)

Year	Avg	GP-6S	AB	R	H	2B	3B	HR	RBI	BB	HP	SO	SF	SH	SBA	PO	A	E	Fld%
------	-----	-------	----	---	---	----	----	----	-----	----	----	----	----	----	-----	----	---	---	------

1998	.415	50-49	183	65	76	6	7	11	59	10	8	22	0	0	17-18	44	65	5	.955
1999	.318	49-49	176	44	56	7	2	7	47	16	4	17	5	3	28-27	64	109	8	.956
Totals	.368	99-98	359	109	132	13	9	18	106	26	12	39	6	3	42-45	104	174	13	.955

## Josh Whisler (C, Tulsa, Okla./Wichita State University)

Year	Avg	GP-6S	AB	R	H	2B	3B	HR	RBI	BB	HP	SO	SF	SH	SBA	PO	A	E	Fld%
------	-----	-------	----	---	---	----	----	----	-----	----	----	----	----	----	-----	----	---	---	------

2018	.280	54-54	200	35	56	9	1	4	49	45	3	32	1	6	0-0	421	49	6	.987
------	------	-------	-----	----	----	---	---	---	----	----	---	----	---	---	-----	-----	----	---	------

## Cody White (INF/P, Hemet, Calif./California State University, Bakersfield)

Year	Avg	GP-6S	AB	R	H	2B	3B	HR	RBI	BB	HP	SO	SF	SH	SBA	PO	A	E	Fld%
------	-----	-------	----	---	---	----	----	----	-----	----	----	----	----	----	-----	----	---	---	------

2018	.308	47-47	172	30	53	9	0	6	37	15	2	33	2	13	6-10	47	105	10	.938
------	------	-------	-----	----	----	---	---	---	----	----	---	----	---	----	------	----	-----	----	------

## Aaron Willey (OF, Salina, Kan./University of Nebraska)

Year	Avg	GP-6S	AB	R	H	2B	3B	HR	RBI	BB	HP	SO	SF	SH	SBA	PO	A	E	Fld%
------	-----	-------	----	---	---	----	----	----	-----	----	----	----	----	----	-----	----	---	---	------

2000	.361	49-47	158	55	57	12	1	8	39	35	6	19	6	2	4-9	88	3	4	.958
2001	.331	33-32	118	34	39	9	0	4	21	12	6	15	2	2	6-6	51	1	5	.912
Totals	.348	82-79	276	89	96	21	1	12	60	47	12	34	8	4	10-15	139	4	9	.941

## B.J. Williams (INF, Cartersville, Mo./Webb City High School)

Year	Avg	GP-6S	AB	R	H	2B	3B	HR	RBI	BB	HP	SO	SF	SH	SBA	PO	A	E	Fld%
------	-----	-------	----	---	---	----	----	----	-----	----	----	----	----	----	-----	----	---	---	------

1993	.118	33-33	102	20	12	3	0	0	6	23	9	13	2	1	4-5	43	86	18	.878
------	------	-------	-----	----	----	---	---	---	---	----	---	----	---	---	-----	----	----	----	------

## Jason Williams (INF, Overland Park, Kan./Johnson County Community College)

Year	Avg	GP-6S	AB	R	H	2B	3B	HR	RBI	BB	HP	SO	SF	SH	SBA	PO	A	E	Fld%
------	-----	-------	----	---	---	----	----	----	-----	----	----	----	----	----	-----	----	---	---	------

1995	.109	19-14	46	5	5	1	0	0	2	5	2	8	0	0	1-1	11	15	7	.788
------	------	-------	----	---	---	---	---	---	---	---	---	---	---	---	-----	----	----	---	------

## Carl Wilson (OF, Carl Junction, Mo./Carl Junction High School)

Year	Avg	GP-6S	AB	R	H	2B	3B	HR	RBI	BB	HP	SO	SF	SH	SBA	PO	A	E	Fld%
------	-----	-------	----	---	---	----	----	----	-----	----	----	----	----	----	-----	----	---	---	------

1991	.042	11-10	24	3	1	0	0	0	2	4	1	7	0	1	0-1	9	2	2	.846
------	------	-------	----	---	---	---	---	---	---	---	---	---	---	---	-----	---	---	---	------

## Tanner Wright (C, Monett, Mo./North Central Missouri College)

Year	Avg	GP-6S	AB	R	H	2B	3B	HR	RBI	BB	HP	SO	SF	SH	SBA	PO	A	E	Fld%
------	-----	-------	----	---	---	----	----	----	-----	----	----	----	----	----	-----	----	---	---	------

2024	1.000	1-0	1	1	1	1	0	0	2	0	0	0	0	0	0-0	0	0	0	.000
------	-------	-----	---	---	---	---	---	---	---	---	---	---	---	---	-----	---	---	---	------

## Ken Womble (INF, Pittsburg, Kan./Pittsburg High School)

Year	Avg	GP-6S	AB	R	H	2B	3B	HR	RBI	BB	HP	SO	SF	SH	SBA	PO	A	E	Fld%
------	-----	-------	----	---	---	----	----	----	-----	----	----	----	----	----	-----	----	---	---	------

1999	.400	21-9	40	10	16	2	0	2	10	12	1	9	0	0	0-0	34	2	1	.973
2000	.367	50-49	150	40	55	16	1	1	37	26	4	22	0	4	7-9	351	28	9	.977
2001	.268	44-42	123	17	33	8	0	4	22	18	4	15	1	1	1-2	266	11	4	.986
2002	.244	37-28																	

# Player Statistics ('91-pres.)

## Brock Zanca (INF, Sapulpa, Okla./Independence Community College)

Year	Aug	GP-6S	AB	R	H	ZB	3B	HR	RBI	BB	HP	SO	SF	SH	SBA	PO	A	E	FLOB%
2017	250	16-4	28	3	7	2	0	1	6	1	0	7	0	0	0	24	3	1	.964
2018	143	9-0	7	2	1	1	0	0	1	2	3	0	0	0	0	4	0	0	1.000
Totals	229	25-4	35	5	8	3	0	1	7	3	0	10	0	0	0	28	3	1	.969

## Luke Zeller (OF, Lee's Summit, Mo./Cowley Community College)

Year	Aug	GP-6S	AB	R	H	ZB	3B	HR	RBI	BB	HP	SO	SF	SH	SBA	PO	A	E	FLOB%
2010	279	39-39	129	21	36	11	2	5	14	9	5	30	1	2	1-1	122	4	1	.992

## ALL-TIME PITCHING STATISTICS

### Brian Ahlers (Minier, Ill./Fort Scott Community College)

G/6S	ERA	W- L	Pct.	Sv	CG	ShO	IP	ER	H	BB	SO	AB/ BA	
2003	16/13	5.24	4- 1	.800	0	1	0/0	46.3	27	64	10	21	203/315
2004	12/10	10.53	4- 3	.571	0	1	0/0	53.0	62	90	17	37	240/375
Totals	28/25	8.07	8- 4	.667	0	2	0/0	99.3	89	154	27	58	443/348

### Jay Allen (Columbus, Kan./Columbus Unified High School)

G/6S	ERA	W- L	Pct.	Sv	CG	ShO	IP	ER	H	BB	SO	AB/ BA	
1997	16/0	3.58	2- 1	.667	1	0	0/0	27.7	11	21	16	20	99/212

### Nate Arnold (Pittsburg, Kan./Allen County Community College)

G/6S	ERA	W- L	Pct.	Sv	CG	ShO	IP	ER	H	BB	SO	AB/ BA	
2014	7/7	5.35	3- 2	.600	0	1	0	37.0	22	43	11	34	155/277
2015	2/0	5.40	1- 0	1.000	0	0	0	3.1	2	6	1	5	16/375
Totals	9/7	5.38	4- 2	.800	0	1	0/0	40.1	24	49	12	39	171/287

### Cole Askew Arnold (Topeka, Kan./Cloud Community College)

G/6S	ERA	W- L	Pct.	Sv	CG	ShO	IP	ER	H	BB	SO	AB/ BA	
2024	22/0	6.08	1- 0	1.000	5	0	0/1	23.2	16	23	13	22	87/264

### Harold Baez (Miami, Fla./Western Nebraska College)

G/6S	ERA	W- L	Pct.	Sv	CG	ShO	IP	ER	H	BB	SO	AB/ BA	
2023	9/2	8.76	0- 0	.000	0	0	0/0	12.3	12	18	5	11	57/316

### Kyle Bailey (Winfield, Kan./Cowley County Community College)

G/6S	ERA	W- L	Pct.	Sv	CG	ShO	IP	ER	H	BB	SO	AB/ BA	
1991	4/4	7.32	1- 3	.250	0	0	0/0	19.7	16	21	12	29	81/259
1992	8/5	4.82	2- 3	.400	0	2	0/0	37.3	20	28	21	36	133/211
1993	7/6	4.78	2- 2	.500	1	2	1/0	43.3	23	43	39	38	164/262
Totals	19/15	5.29	5- 8	.385	1	4	1/0	100.3	59	92	72	103	378/243

### Logan Barnard (Lansing, Kan./Kansas City Kansas Community College)

G/6S	ERA	W- L	Pct.	Sv	CG	ShO	IP	ER	H	BB	SO	AB/ BA	
2023	3/0	54.00	0- 0	.000	0	0	0/0	1.1	8	5	0	0	8/625
2024	1/0	0.00	0- 0	.000	0	0	0/0	1.0	0	1	0	2	5/200
Totals	4/0	30.90	0- 0	.000	0	0	0/0	2.1	8	6	5	2	13/462

### Cam Barnes (Bartlesville, Okla./University of Oklahoma)

G/6S	ERA	W- L	Pct.	Sv	CG	ShO	IP	ER	H	BB	SO	AB/ BA	
2003	9/4	6.38	3- 1	.750	0	0	0/0	24.0	17	29	15	16	100/290
2004	6/0	10.22	0- 0	.000	0	0	0/0	12.3	14	27	5	8	59/458
Totals	15/4	10.14	3- 1	.750	0	0	0/0	36.3	31	56	20	14	159/371

### Chris Barnes (Atchinson, Kan./Allen County Community College)

G/6S	ERA	W- L	Pct.	Sv	CG	ShO	IP	ER	H	BB	SO	AB/ BA	
2009	14/11	8.10	1- 9	.100	0	2	0/0	60.0	54	84	34	42	258/325

### Brad Bartling (Omaha, Neb./Garden City Community College)

G/6S	ERA	W- L	Pct.	Sv	CG	ShO	IP	ER	H	BB	SO	AB/ BA	
2007	12/7	7.91	2- 2	.500	0	1	0/0	38.7	34	39	36	24	142/275
2008	21/2	6.00	3- 2	.600	2	0	0/0	33.0	22	39	25	23	128/305
Totals	33/9	7.03	5- 4	.545	2	1	0/0	71.7	56	78	61	47	270/289

### Ryan Bartling (Omaha, Neb./Garden City Community College)

G/6S	ERA	W- L	Pct.	Sv	CG	ShO	IP	ER	H	BB	SO	AB/ BA	
2008	13/0	5.65	0- 0	.000	0	0	0/0	14.3	9	16	3	7	57/281
2009	14/0	7.85	0- 0	.000	1	0	0/0	18.3	16	22	12	18	76/289
2010	13/0	7.47	1- 1	.500	0	0	0/0	15.7	13	22	11	9	63/349
2011	15/1	4.79	0- 1	.000	0	0	0/0	20.7	11	26	7	20	85/306
Totals	55/1	6.39	1- 2	.333	1	0	0/0	69.0	49	86	33	54	281/306

### Kyle Bates (Lenexa, Kan./Hutchinson Community College)

G/6S	ERA	W- L	Pct.	Sv	CG	ShO	IP	ER	H	BB	SO	AB/ BA	
2007	6/1	9.00	0- 2	.000	0	0	0/0	9.0	9	9	5	3	34/265
2008	4/0	16.20	0- 1	.000	0	0	0/0	3.3	6	9	0	2	21/429
2009	6/0	5.62	1- 0	1.00	0	0	0/0	8.0	5	7	6	7	31/225
2010	3/0	27.00	0- 0	.000	0	0	0/0	3.0	9	3	4	3	11/273
Totals	19/1	11.20	1- 3	.250	0	0	0/0	23.3	29	28	15	15	97/289

### Scott Beach (Shawnee Mission, Kan./Shawnee Mission East High School)

G/6S	ERA	W- L	Pct.	Sv	CG	ShO	IP	ER	H	BB	SO	AB/ BA	
1993	3/1	13.50	0- 0	.000	0	0	0/0	6.7	10	8	9	4	27/296
1994	15/0	5.82	3- 0	1.000	3	0	0/0	21.7	14	19	22	12	80/237
1995	17/2	8.02	1- 5	.167	3	0	0/0	33.7	30	36	39	19	123/288
Totals	35/3	7.84	4- 5	.444	6	0	0/0	62.0	54	63	70	35	232/272

### J.D. Beitzinger (Pittsburg, Kan./Pittsburg High School)

G/6S	ERA	W- L	Pct.	Sv	CG	ShO	IP	ER	H	BB	SO	AB/ BA	
1993	1/0	0.00	0- 0	.000	0	0	0/0	0.7	0	1	0	0	3/333

### Joe Bellmyer (Kansas City, Kan./Barton County Community College)

G/6S	ERA	W- L	Pct.	Sv	CG	ShO	IP	ER	H	BB	SO	AB/ BA	
1996	2/2	12.60	0- 1	.000	0	0	0/0	10.0	14	15	8	5	37/405

### Eric Bernhardt (Pittsburg, Kan./Cowley County Community College)

G/6S	ERA	W- L	Pct.	Sv	CG	ShO	IP	ER	H	BB	SO	AB/ BA	
2000	9/0	3.86	1- 1	.500	0	0	0/1	11.7	5	10	17	8	48/208
2001	11/5	6.75	3- 3	.500	0	0	0/0	36.0	27	40	23	16	134/299
Totals	20/5	6.04	4- 4	.500	0	0	0/1	47.7	32	50	40	24	182/275

# Pitching Statistics ('91-pres.)

## Ryan Berry (Kirksville, Mo./Kansas City Kansas Community College)

	G/BS	ERA	W-	L	Pct.	Sv	CG	Sho	IP	ER	H	BB	SO	AB/BA
1998	10/6	4.97	4-	2	.667	0	2	1/0	41.7	23	49	18	30	162/302
1999	12/5	2.36	2-	1	.667	2	1	0/1	42.0	11	38	19	30	133/248
Totals	22/11	3.66	6-	3	.667	2	3	1/1	83.7	34	87	37	60	315/276

## Jeremy Billington (Kirksville, Mo./Indian Hills Community College)

	G/BS	ERA	W-	L	Pct.	Sv	CG	Sho	IP	ER	H	BB	SO	AB/BA
1998	8/0	4.66	0-	0	.000	2	0	0/0	9.7	5	13	6	10	46/326
1999	14/0	2.21	2-	2	.500	3	0	0/0	14.0	3	18	10	7	105/321
Totals	22/0	3.80	2-	2	.500	5	0	0/0	23.7	10	33	16	17	102/324

## Jackson Blancarte (Shawnee, Kan./Coffeeville Community College)

	G/BS	ERA	W-	L	Pct.	Sv	CG	Sho	IP	ER	H	BB	SO	AB/BA
2020	1-0	0.00	0-	0	.000	0	0	0/0	0.3	0	1	2	1	2/500
2021	11-1	6.11	2-	1	.666	0	0	0/0	17.3	12	25	8	12	71/352
Totals	12-1	6.11	2-	1	.666	0	0	0/0	17.7	12	26	10	13	73/426

## Troy Boese (Overland Park, Kan./Hutchinson Community College)

	G/BS	ERA	W-	L	Pct.	Sv	CG	Sho	IP	ER	H	BB	SO	AB/BA
1994	9/1	4.38	3-	1	.750	0	0	0/0	24.7	12	29	9	12	100/290
1995	13/0	6.75	1-	1	.500	0	0	0/0	26.7	20	32	22	9	105/305
Totals	22/1	5.61	4-	2	.667	0	0	0/0	51.3	32	61	31	21	205/298

## Luke Bordenwick (Topeka, Kan./Washburn Rural High School)

	G/BS	ERA	W-	L	Pct.	Sv	CG	Sho	IP	ER	H	BB	SO	AB/BA
2016	1/0	99.00	0-	0	.000	0	0	0/0	0.0	3	3	1	0	3/100

## Jeff Boyd (Lenexa, Kan./Neosho County Community College)

	G/BS	ERA	W-	L	Pct.	Sv	CG	Sho	IP	ER	H	BB	SO	AB/BA
2014	1/0	13.50	0-	0	.000	0	0	0/0	1.3	2	2	1	1	5/400
2016	5/1	6.75	0-	1	.000	0	0	0/0	4.0	3	7	4	2	18/389
Totals	6/1	8.49	0-	1	.000	0	0	0/0	5.3	5	9	5	3	23/391

## Brandon Boyer (Littleton, Colo./Neosho County Community College)

	G/BS	ERA	W-	L	Pct.	Sv	CG	Sho	IP	ER	H	BB	SO	AB/BA
2007	17/0	4.33	3-	3	.500	4	0	0/0	22.7	11	20	7	23	82/244
2008	11/10	5.62	3-	3	.500	0	1	0/0	49.7	31	68	17	58	215/316
Totals	28/10	5.23	6-	6	.500	4	1	0/0	72.3	42	88	24	91	297/296

## Nat Brackett (Girard, Kan./Labette Community College)

	G/BS	ERA	W-	L	Pct.	Sv	CG	Sho	IP	ER	H	BB	SO	AB/BA
2000	12/1	7.79	1-	2	.333	3	0	0/0	17.3	15	23	5	8	74/311
2001	11/0	4.03	4-	0	1.000	1	0	0/0	22.3	10	26	7	13	88/295
2002	10/4	7.84	2-	4	.333	0	1	0/0	31.0	27	50	10	25	139/360
Totals	33/5	6.62	7-	6	.538	4	1	0/0	70.7	52	99	22	46	301/329

## Scott Brady (St. Charles, Mo./Johnson County Community College)

	G/BS	ERA	W-	L	Pct.	Sv	CG	Sho	IP	ER	H	BB	SO	AB/BA
2010	10/7	6.00	1-	3	.333	1	1	0/0	51.0	34	71	11	34	216/329
2011	12/9	6.96	3-	4	.429	0	1	0/0	54.3	42	89	19	34	244/365
Totals	22/16	6.50	4-	7	.364	1	2	0/0	105.3	76	160	30	68	460/348

## George Brandoeker (Lee's Summit, Mo./Lee's Summit North High School)

	G/BS	ERA	W-	L	Pct.	Sv	CG	Sho	IP	ER	H	BB	SO	AB/BA
2012	15/5	5.57	4-	4	.500	1	0	0/2	53.3	33	69	14	41	210/329
2013	16/11	3.27	6-	4	.600	0	2	2/0	66.0	24	59	19	58	247/339
2014	11/8	7.46	0-	5	.000	0	0	0/0	33.0	29	56	22	30	151/371
2016	15/14	5.18	1-	5	.167	0	0	0/0	74.7	43	81	44	99	296/274
Totals	57/38	5.07	11-	18	.379	1	2	2/2	229.0	129	265	99	228	904/293

## Nick Brandoeker (Lee's Summit, Mo./Lee's Summit North High School)

	G/BS	ERA	W-	L	Pct.	Sv	CG	Sho	IP	ER	H	BB	SO	AB/BA
2013	1/0	0.00	0-	0	.000	0	0	0/0	0.3	0	0	0	0	1/000
2014	1/0	9.00	0-	0	.000	0	0	0/0	2.0	2	2	2	1	8/250
2015	13/6	4.19	2-	3	.667	0	2	0/0	43.0	20	40	19	28	159/258
2016	23/1	8.89	4-	4	.500	0	0	0/0	28.3	28	43	17	30	126/341
Totals	38/7	6.11	6-	7	.462	0	2	0/0	73.7	50	85	38	59	294/289

## Matt Brown (Longmont, Colo./Fort Scott Community College)

	G/BS	ERA	W-	L	Pct.	Sv	CG	Sho	IP	ER	H	BB	SO	AB/BA
2005	9-1	8.25	1-	0	1.000	0	0	0/1	12.0	11	14	13	9	46/304

## Nick Brown (Catoosa, Okla./Missouri State University)

	G/BS	ERA	W-	L	Pct.	Sv	CG	Sho	IP	ER	H	BB	SO	AB/BA
2017	17/4	7.03	2-	2	.500	0	0	0/0	32	25	27	31	50	112/241
2018	20/0	4.94	0-	2	.000	1	0	0/0	31	17	25	21	43	112/223
2020	11/0	2.18	3-	0	1.000	2	0	0/0	20.7	5	15	4	25	74/203
2021	9/5	7.06	1-	2	.333	2	0	0/0	29.3	23	35	17	32	117/299
Totals	57/9	5.58	6-	6	.500	5	0	0/0	113	70	102	73	150	315/241

## Tim Brown (St. Louis, Mo./Johnson County Community College)

	G/BS	ERA	W-	L	Pct.	Sv	CG	Sho	IP	ER	H	BB	SO	AB/BA
2008	11/11	6.68	4-	4	.500	0	3	2/0	60.7	45	89	7	38	256/348
2009	13/11	3.71	8-	4	.666	1	11	1/0	80.0	33	86	6	77	322/267
Totals	24/22	4.98	12-	8	.600	1	14	3/0	140.7	78	175	13	115	578/302

## Austin Brownell (Cleveland, Okla./Seminoole State College)

	G/BS	ERA	W-	L	Pct.	Sv	CG	Sho	IP	ER	H	BB	SO	AB/BA
2017	17/1	5.00	1-	1	.500	1	0	0/0	27	15	24	22	26	98/245
2018	1/0	18.00	0-	0	.000	0	0	0/0	2.0	4	5	2	2	9/556
Totals	18/1	5.90	1-	1	.500	1	0	0/0	29.0	19	29	4	28	107/271

## Joe Broyles (Arma, Kan./Northeast High School)

	G/BS	ERA	W-	L	Pct.	Sv	CG	Sho	IP	ER	H	BB	SO	AB/BA
1991	1/0	9.00	0-	1	.000	0	0	0/0	2.0	2	1	3	0	7/143

## Brad Buckley (DeSoto, Kan./Baker University)

	G/BS	ERA	W-	L	Pct.	Sv	CG	Sho	IP	ER	H	BB	SO	AB/BA
1994	18/0	3.26	1-	1	.500	5	0	0/0	19.3	7	18	7	19	74/243

## Briley Buckley (DeSoto, Kan./Baker University)

	G/BS	ERA	W-	L	Pct.	Sv	CG	Sho	IP	ER	H	BB	SO	AB/BA
2019	4/0	15.00	0-	0	.000	0	0	0/0	3.0	5	1	5	6	11/091

# Pitching Statistics ('91-pres.)

## Travis Burchett (Fontana, Kan./Prairie View High School)

	G/BS	ERA	W-	L	Pct.	Sv	CG	Sho	IP	ER	H	BB	SO	AB/ BA
1999	3/0	17.47	0-	0	.000	0	0	0/0	5.7	11	10	6	5	26/ 385
2000	12/2	10.16	2-	1	.667	0	0	0/0	31.0	35	51	20	28	137/ 372
2001	15/6	7.19	3-	3	.500	2	1	1/0	41.3	33	55	17	31	178/ 309
2002	15/7	6.32	4-	3	.571	0	4	0/1	57.0	40	64	20	52	234/ 274
Totals	45/23	7.93	9-	7	.563	2	5	1/1	135.0	119	180	63	115	575/ 313

## Ryan Burke (Lee's Summit, Mo./Lee's Summit North High School)

	G/BS	ERA	W-	L	Pct.	Sv	CG	Sho	IP	ER	H	BB	SO	AB/ BA
2001	1/0	13.50	0-	0	.000	0	0	0/0	0.7	1	2	2	1	4/ 500

## Brent Burroughs (Arkansas City, Kan./Cowley County Community College)

	G/BS	ERA	W-	L	Pct.	Sv	CG	Sho	IP	ER	H	BB	SO	AB/ BA
2014	2/0	16.20	0-	0	.000	0	0	0	1.7	3	2	4	0	4/ 500

## AJ Calhoun (Billings, Mo./Crowder College)

	G/BS	ERA	W-	L	Pct.	Sv	CG	Sho	IP	ER	H	BB	SO	AB/ BA
2021	2/0	11.57	0-	0	.000	0	0	0/0	2.1	3	5	0	2	12/ 417

## Brett Cares (Parsons, Kan./Labette Community College)

	G/BS	ERA	W-	L	Pct.	Sv	CG	Sho	IP	ER	H	BB	SO	AB/ BA
2012	10/0	13.50	0-	0	.000	0	0	0/0	12.0	18	27	4	6	61/ 443
2013	19/0	4.39	1-	0	1.000	0	0	0/0	26.7	13	32	11	11	107/ 299
Totals	29/0	7.21	1-	0	1.000	0	0	0/0	38.7	31	59	15	17	168/ 351

## Rick Carroll (Lenexa, Kan./Neosho County Community College)

	G/BS	ERA	W-	L	Pct.	Sv	CG	Sho	IP	ER	H	BB	SO	AB/ BA
2010	9/0	7.84	0-	0	.000	0	0	0/0	10.3	9	14	9	5	39/ 359

## Terry Carroll (Independence, Kan./Independence High School)

	G/BS	ERA	W-	L	Pct.	Sv	CG	Sho	IP	ER	H	BB	SO	AB/ BA
1994	5/2	9.00	0-	2	.000	0	0	0/0	12.0	12	24	9	9	56/ 429

## Cadyn Castellanos (Murrieta, Calif./Cloud Community College)

	G/BS	ERA	W-	L	Pct.	Sv	CG	Sho	IP	ER	H	BB	SO	AB/ BA
2024	17/0	4.28	5-	2	.714	0	0	0/2	33.2	16	37	5	19	135/ 274

## Christian Cedeno (Pittsburg, Kan./St. Mary's-Colgan High School)

	G/BS	ERA	W-	L	Pct.	Sv	CG	Sho	IP	ER	H	BB	SO	AB/ BA
2015	7/4	8.78	0-	3	.000	0	0	0/0	13.3	13	23	29	7	53/ 340
2016	2/0	63.00	0-	0	.000	0	0	0/0	1.0	7	5	4	0	7/ 714
Totals	9/4	13.53	0-	3	.000	0	0	0/0	14.3	20	28	33	7	60/ 467

## Tommy Chape (Yukon, Okla./Fort Scott Community College)

	G/BS	ERA	W-	L	Pct.	Sv	CG	Sho	IP	ER	H	BB	SO	AB/ BA
1991	9/7	3.02	4-	3	.571	0	5	1/0	53.7	18	60	20	16	213/ 282

## Robert Chavana (Augusta, Kan./Johnson County Community College)

	G/BS	ERA	W-	L	Pct.	Sv	CG	Sho	IP	ER	H	BB	SO	AB/ BA
2006	15/5	8.04	3-	2	.600	0	1	0/0	47.0	42	62	11	32	196/ 316

## Adam Clark (Frontenac, Kan./Independence Community College)

	G/BS	ERA	W-	L	Pct.	Sv	CG	Sho	IP	ER	H	BB	SO	AB/ BA
2002	1/0	27.00	0-	0	.000	0	0	0/0	0.7	2	3	1	0	5/ 600

## Bryson Clark (Webb City, Mo./Labette Community College)

	G/BS	ERA	W-	L	Pct.	Sv	CG	Sho	IP	ER	H	BB	SO	AB/ BA
2005	11/10	6.89	3-	3	.500	0	0	0/1	48.3	37	61	27	45	198/ 308
2007	12/11	1.94	7-	2	.777	0	6	2/0	78.7	17	47	19	64	272/ 173
Totals	23/21	3.83	10-	5	.667	0	6	2/1	127.0	54	108	46	109	470/ 230

## Tyler Clark (Blue Springs, Mo. / Blue Springs High School)

	G/BS	ERA	W-	L	Pct.	Sv	CG	Sho	IP	ER	H	BB	SO	AB/ BA
2018	2/0	81.00	0-	0	.000	0	0	0/0	0.7	6	5	2	1	7/ 714
2019	8/1	4.97	0-	0	.000	0	0	0/0	12.7	7	15	5	11	52/ 288
Totals	10/1	8.80	0-	0	.000	0	0	0/0	13.3	13	20	7	12	59/ 339

## Scott Cleland (Arma, Kan./Northeast High School)

	G/BS	ERA	W-	L	Pct.	Sv	CG	Sho	IP	ER	H	BB	SO	AB/ BA
2000	1/0	0.00	0-	0	.000	0	0	0/0	1.0	0	1	0	2	4/ 250
2001	11/2	6.20	1-	0	1.000	1	1	0/0	20.3	14	27	11	15	87/ 310
2002	1/0	1.69	0-	0	.000	0	0	0/0	5.3	1	7	3	1	23/ 304
2003	11/8	5.77	3-	3	.500	0	3	0/0	48.3	31	69	24	30	202/ 342
Totals	24/10	5.76	4-	3	.571	1	4	0/0	75.0	46	104	38	48	316/ 329

## Jason Clemensen (Roseville, Calif./Southwestern College)

	G/BS	ERA	W-	L	Pct.	Sv	CG	Sho	IP	ER	H	BB	SO	AB/ BA
2002	15/15	3.52	9-	4	.692	0	8	0/0	107.3	42	115	24	64	431/ 267
2003	16/13	4.31	8-	3	.727	0	7	0/0	94.0	45	116	25	63	402/ 289
Totals	31/28	3.89	17-	7	.708	0	15	0/0	201.3	87	231	49	127	833/ 277

## Mitch Cooper (Chanute, Kan./ Neosho County Community College)

	G/BS	ERA	W-	L	Pct.	Sv	CG	Sho	IP	ER	H	BB	SO	AB/ BA
2008	10/2	9.36	1-	3	.250	0	0	0/0	25.0	26	34	13	22	103/ 330
2009	13/5	8.85	1-	4	.200	0	1	0/0	40.7	40	47	36	22	166/ 283
Totals	23/7	9.04	2-	7	.222	0	1	0/0	65.7	66	81	49	74	269/ 301

## Chad Cosens (Fort Scott, Kan./ Fort Scott High School)

	G/BS	ERA	W-	L	Pct.	Sv	CG	Sho	IP	ER	H	BB	SO	AB/ BA
1996	9/0	9.98	0-	0	.000	0	0	0/0	15.3	17	25	13	16	71/ 352

## Daryl Cronk (Belton, Mo./ Belton High School)

	G/BS	ERA	W-	L	Pct.	Sv	CG	Sho	IP	ER	H	BB	SO	AB/ BA
1996	8/2	2.95	1-	3	.250	1	1	0/0	18.3	6	19	9	17	76/ 250
1997	13/13	2.66	10-	3	.769	0	7	2/0	84.7	25	71	32	51	323/ 220
1998	13/10	5.43	7-	3	.700	0	5	0/0	71.3	43	71	22	64	280/ 254
1999	14/13	2.88	9-	3	.750	0	4	0/0	84.3	27	86	17	42	327/ 263
Totals	48/38	3.51	27-	12	.692	1	17	2/0	258.7	101	247	80	174	1006/ 246

## Jeff Crough (Salina, Kan./ Tarkio College)

	G/BS	ERA	W-	L	Pct.	Sv	CG	Sho	IP	ER	H	BB	SO	AB/ BA
1992	9/8	3.02	4-	2	.667	0	4	1/0	47.7	16	40	19	46	180/ 222
1993	6/5	15.98	0-	3	.000	0	0	0/0	16.3	29	29	29	15	74/ 392
Totals	15/13	6.33	4-	5	.444	0	4	1/0	64.0	45	69	48	61	254/ 272

# Pitching Statistics ('91-pres.)

## Ryker Curry (Iola, Kan./ Iola High School)

	G/BS	ERA	W- L	Pct.	Sv	CG	Sho	IP	ER	H	BB	SO	AB/ BA
2024	8/0	7.71	0-2	0.000	0	0	0/1	7.0	6	7	6	3	27/ .259

## Zach Curry (Ottawa, Kan./ Barton Community College)

	G/BS	ERA	W- L	Pct.	Sv	CG	Sho	IP	ER	H	BB	SO	AB/ BA
2020	9/5	8.68	2- 1	.667	0	0	0/0	18.2	18	29	8	13	86/ .337
2021	13/9	6.80	3- 3	.500	0	0	0/0	47.2	36	55	21	33	196/ .281
2022	7/7	7.77	1- 1	.333	0	0	0/0	22.0	19	33	14	18	96/ .344
2024	2/0	22.50	0- 0	.000	0	0	0/0	2.0	5	3	3	1	9/ .333
Totals	31/21	7.77	6- 6	.500	0	0	0/0	90.1	78	120	46	65	387/ .310

## Andy Davis (Boone, Iowa/ Hosston College)

	G/BS	ERA	W- L	Pct.	Sv	CG	Sho	IP	ER	H	BB	SO	AB/ BA
2004	11/1	4.43	1- 1	.448	1	0	0/0	22.3	11	27	13	18	92/ .293
2005	4/0	11.12	1- 0	1.000	0	0	0/0	5.7	7	5	7	4	23/ .217
Totals	15/1	5.79	2- 1	.667	1	0	0/0	28.0	18	32	20	22	115/ .278

## Conner Davis (Lee's Summit, Mo. / Blue Springs South High School)

	G/BS	ERA	W- L	Pct.	Sv	CG	Sho	IP	ER	H	BB	SO	AB/ BA
2018	16/0	3.60	2- 1	.666	1	0	0/0	20	8	28	15	21	76/ .237

## Ben Des Rosiers (Castle Rock, Colo./New Mexico State University)

	G/BS	ERA	W- L	Pct.	Sv	CG	Sho	IP	ER	H	BB	SO	AB/ BA
2022	18/4	5.89	5- 1	.833	1	0	0/0	44.3	29	46	14	37	179/ .257
2023	15/15	4.33	8- 0	1.000	0	0	0/1	68.6	33	54	37	76	254/ .213
Totals	33/19	4.94	13- 1	.929	1	0	0/1	113.0	62	100	51	113	433/ .231

## Danny DeWitt (Neodesha, Kan./ Coffeyville Community College)

	G/BS	ERA	W- L	Pct.	Sv	CG	Sho	IP	ER	H	BB	SO	AB/ BA
1992	1/1	60.75	0- 1	.000	0	0	0/0	1.3	9	6	3	0	11/ .545

## Barrel Dinger (Baxter Springs, Kan./Mississippi Valley State University)

	G/BS	ERA	W- L	Pct.	Sv	CG	Sho	IP	ER	H	BB	SO	AB/ BA
2008	12/12	4.83	4- 5	.444	0	4	0/0	69.0	37	78	24	30	265/ .294

## Dylan Dinger (Raymore, Mo./ Kansas City Kansas Community College)

	G/BS	ERA	W- L	Pct.	Sv	CG	Sho	IP	ER	H	BB	SO	AB/ BA
2015	2/1	7.57	2- 1	.667	0	0	0/1	24.0	18	31	13	27	95/ .326
2016	7/0	6.00	0- 0	.000	0	0	0/0	9.0	6	12	7	6	36/ .333
Totals	9/1	6.55	2- 1	.667	0	0	0/0	33.0	24	43	20	33	131/ .328

## Jarret Dotson (Baxter Springs, Mo. / Baxter Springs High School)

	G/BS	ERA	W- L	Pct.	Sv	CG	Sho	IP	ER	H	BB	SO	AB/ BA
2018	6/5	4.50	1- 0	1.000	0	0	0/1	22	11	21	13	13	83/ .253
2020	4/0	9.00	0- 1	.000	0	0	0/0	5	5	8	2	5	23/ .348
2021	8/1	9.88	1- 1	.500	0	0	0/0	13.7	15	19	2	11	58/ .328
Totals	18/6	6.86	2- 2	.500	0	0	0/1	40.7	31	48	17	29	164/ .309

## Boston Dowd (Anderson, Mo./Cowley Community College)

	G/BS	ERA	W- L	Pct.	Sv	CG	Sho	IP	ER	H	BB	SO	AB/ BA
2022	3/0	54.00	0- 0	.000	0	0	0/0	1.0	6	8	2	0	10/ .800
2023	19/0	4.40	1- 1	.500	0	0	0/0	30.2	15	27	6	25	116/ .233
2024	19/0	4.20	4- 1	.800	1	0	0/1	30.0	14	31	6	28	120/ .258
Totals	41/0	5.11	5- 1	.833	1	0	0/1	61.2	35	66	14	53	246/ .268

## Jordan Duncan (Merculaneum, Mo./Jefferson College)

	G/BS	ERA	W- L	Pct.	Sv	CG	Sho	IP	ER	H	BB	SO	AB/ BA
2023	10/3	7.36	1- 2	0.333	0	0	0	14.6	12	20	7	15	63/ .317

## Chris Dunlap (Girard, Kan./Girard High School)

	G/BS	ERA	W- L	Pct.	Sv	CG	Sho	IP	ER	H	BB	SO	AB/ BA
2006	4/0	23.62	1- 0	1.000	0	0	0/0	7	6	4	4	1	15/ .400
2007	3/0	8.10	0- 0	.000	0	0	0/0	3.3	3	5	2	3	16/ .313
2008	4/0	9.35	0- 0	.000	0	0	0/0	8.7	9	12	6	5	39/ .308
2009	6/0	14.29	0- 1	.000	0	0	0/0	5.7	9	16	3	3	31/ .516
Totals	17/0	12.17	1- 1	1.000	0	0	0/0	20.7	28	39	15	12	101/ .386

## Mike Eckel (Olathe, Kan./Cloud County Community College)

	G/BS	ERA	W- L	Pct.	Sv	CG	Sho	IP	ER	H	BB	SO	AB/ BA
2006	13/8	6.56	2- 6	.250	2	0	0/0	48.0	35	72	18	19	191/ .377
2007	12/1	9.90	0- 0	.000	1	0	0/0	20.0	20	34	7	4	87/ .391
Totals	25/9	7.54	2- 6	.250	3	0	0/0	68.0	57	106	25	23	278/ .381

## Marc Eddington (Columbus, Kan./Coffeyville Community College)

	G/BS	ERA	W- L	Pct.	Sv	CG	Sho	IP	ER	H	BB	SO	AB/ BA
1995	6/4	6.10	0- 2	.000	0	0	0/0	20.7	14	20	15	13	76/ .263
1997	6/6	3.90	3- 2	.600	0	1	0/0	32.3	14	35	14	21	128/ .273
Totals	12/10	4.75	3- 4	.429	0	1	0/0	53.0	28	55	29	34	204/ .270

## Tony Endicott (Carl Junction, Mo./Longview Community College)

	G/BS	ERA	W- L	Pct.	Sv	CG	Sho	IP	ER	H	BB	SO	AB/ BA
2002	8/2	12.91	1- 1	.500	0	1	0/0	15.3	22	22	11	14	67/ .328

## Ethan Esdohr (Platte City, Mo./Platte City High School)

	G/BS	ERA	W- L	Pct.	Sv	CG	Sho	IP	ER	H	BB	SO	AB/ BA
2020	2/1	4.50	0- 0	.000	0	0	0/0	2	1	3	2	1	7/ .429

## Tyler Gorman (Fort Scott, Kan./Emporia State University)

	G/BS	ERA	W- L	Pct.	Sv	CG	Sho	IP	ER	H	BB	SO	AB/ BA
2024	5/0	7.36	0- 1	.000	0	0	0/0	3.2	3	3	3	4	12/ .250

## Denny Ferraro (Pittsburg, Kan./Allen County Community College)

	G/BS	ERA	W- L	Pct.	Sv	CG	Sho	IP	ER	H	BB	SO	AB/ BA
1993	11/5	6.35	4- 3	.571	3	1	0/0	45.3	32	54	19	45	185/ .292
1994	13/13	3.50	9- 4	.692	0	6	1/0	90.0	35	86	40	66	353/ .244
Totals	24/18	4.46	13- 7	.650	3	7	1/0	135.3	67	140	59	111	538/ .260

## Brandon Fey (Des Moines, Iowa/Dowling High School)

	G/BS	ERA	W- L	Pct.	Sv	CG	Sho	IP	ER	H	BB	SO	AB/ BA
1994	1/0	54.00	0- 0	.000	0	0	0/0	0.7	4	3	2	0	5/ .600
1995	1/0	0.00	0- 0	.000	0	0	0/0	0.7	0	0	0	0	2/ .000
Totals	2/0	27.00	0- 0	.000	0	0	0/0	1.3	4	3	5	0	7/ .429

# Pitching Statistics ('91-pres.)

## Blaine Fisher (Olathe, Kan./Olathe South High School)

	G/BS	ERA	W-	L	Pct.	Sv	CG	Sho	IP	ER	H	BB	SO	AB/ BA
2014	12/3	7.78	0- 2	.000	0	0	0	0	19.7	17	24	12	16	78/308
2015	12/10	7.80	3- 4	.429	0	0	0	0	47.3	41	60	21	30	188/319
2017	14/1	8.62	0- 2	.000	0	0	0	0	15.7	15	21	11	20	63/333
Totals	38/14	8.06	3- 8	.143	0	0	0	0	82.7	73	105	44	66	329/320

## Cameron Fisher (Wichita, Kan./Johnson County Community College)

	G/BS	ERA	W-	L	Pct.	Sv	CG	Sho	IP	ER	H	BB	SO	AB/ BA
2013	10/0	8.53	0- 0	.000	0	0	0	0	12.7	12	22	6	14	59/373
2014	17/0	6.89	1- 2	.333	0	0	0	0	15.7	12	22	16	6	63/349
Totals	27/0	7.63	1- 2	.333	0	0	0	0	28.3	24	44	22	20	122/361

## James Fitzgears (Harrisonville, Mo./Longview Community College)

	G/BS	ERA	W-	L	Pct.	Sv	CG	Sho	IP	ER	H	BB	SO	AB/ BA
2013	19/0	9.00	1- 1	.500	6	0	0	0	23.0	23	33	19	20	93/355
2014	9/3	4.00	1- 2	.333	0	1	0	0	27.0	12	37	9	8	113/327
Totals	28/3	6.30	2- 3	.400	6	1	0	0	50.0	35	70	28	28	206/340

## Garrett Forsythe (Pittsburg, Kan./Pittsburg High School)

	G/BS	ERA	W-	L	Pct.	Sv	CG	Sho	IP	ER	H	BB	SO	AB/ BA
2005	3/0	9.00	0- 0	.000	0	0	0	0	3.0	3	4	3	5	12/333
2006	14/7	4.06	4- 5	.444	1	2	0	0	57.7	26	53	31	47	212/250
2007	13/12	5.57	4- 6	.400	0	2	0	0	63.0	39	63	33	48	241/261
2008	12/11	7.21	2- 4	.333	0	0	0	0	53.7	43	71	33	39	222/320
Totals	42/30	5.64	10- 15	.400	1	4	0	0	177.0	111	191	100	139	687/278

## Ethan Frack (Carl Junction, Mo./Carl Junction High School)

	G/BS	ERA	W-	L	Pct.	Sv	CG	Sho	IP	ER	H	BB	SO	AB/ BA
2017	5/0	19.29	0- 0	.000	0	0	0	0	2.1	5	2	6	1	10/200

## Matt Garcia (Kansas City, Mo./Cowley County Community College)

	G/BS	ERA	W-	L	Pct.	Sv	CG	Sho	IP	ER	H	BB	SO	AB/ BA
2011	2/0	0.00	0- 0	.000	0	0	0	0	2.3	0	4	0	0	9/444
2012	2/0	6.75	0- 1	.000	1	0	0	0	1.3	1	4	0	1	8/500
Totals	4/0	2.43	0- 1	.000	1	0	0	0	3.7	1	8	0	1	17/471

## Cooper Gardner (Kansas City, Mo./Park Hill High School)

	G/BS	ERA	W-	L	Pct.	Sv	CG	Sho	IP	ER	H	BB	SO	AB/ BA
2015	8/3	7.30	1- 2	.333	0	1	0	0	24.7	20	30	21	14	97/309
2016	17/11	5.92	2- 2	.500	0	0	0	0	59.3	39	73	30	49	239/305
2017	26-0	5.33	7- 2	.778	0	0	0	0	52.3	31	55	17	54	206/267
2018	21/1	2.89	7- 3	.700	1	0	0	1	53.0	17	45	27	62	195/231
Totals	72/15	5.09	17- 9	.654	1	1	0	1	189.3	107	203	95	179	737/275

## Joe Garrison (Pittsburg, Kan./Fort Scott Community College)

	G/BS	ERA	W-	L	Pct.	Sv	CG	Sho	IP	ER	H	BB	SO	AB/ BA
2003	7/1	7.11	0- 1	.000	1	0	0	0	12.7	10	24	2	9	62/387
2004	9/2	12.71	2- 1	.667	0	0	0	0	22.7	32	42	11	23	110/382
2005	11/3	10.41	0- 2	.000	1	0	0	1	23.3	27	36	14	17	103/350
Totals	27/6	10.73	2- 4	.333	2	0	0	1	58.7	70	102	27	49	275/371

## Ben Gifford (Tulsa, Okla./Metro Christian Academy)

	G/BS	ERA	W-	L	Pct.	Sv	CG	Sho	IP	ER	H	BB	SO	AB/ BA
2007	2/0	54.00	0- 0	.000	0	0	0	0	1.0	6	6	0	1	9/667
2008	3/0	21.60	0- 0	.000	0	0	0	0	1.7	4	3	5	1	8/375
Totals	5/0	33.33	0- 0	.000	0	0	0	0	2.7	10	9	5	2	17/588

## Doug Gillispie (Neosho, Mo./Neosho High School)

	G/BS	ERA	W-	L	Pct.	Sv	CG	Sho	IP	ER	H	BB	SO	AB/ BA
1997	6/0	8.64	1- 0	1.000	1	0	0	0	8.3	8	12	7	8	37/324
1998	2/0	12.27	1- 0	1.000	0	0	0	0	3.7	5	6	4	4	16/375
1999	1/0	81.00	0- 0	.000	0	0	0	0	0.7	5	2	1	1	7/144
2000	6/0	7.50	1- 0	1.000	0	0	0	0	6.0	5	8	3	4	27/296
Totals	15/0	11.57	3- 0	1.000	1	0	0	0	18.7	24	31	16	17	87/356

## Gonzolo Gonzalez (Oceanside, Calif./Southwestern Oregon Community College)

	G/BS	ERA	W-	L	Pct.	Sv	CG	Sho	IP	ER	H	BB	SO	AB/ BA
2012	12/2	12.46	0- 0	.000	0	0	0	0	26.0	36	51	10	15	126/405
2013	9/0	4.66	0- 0	.000	0	0	0	0	9.7	5	6	6	10	42/310
Totals	21/2	10.34	0- 2	.000	0	0	0	0	35.7	41	57	16	25	168/339

## Tony Gray (Willard, Mo./Lahette Community College)

	G/BS	ERA	W-	L	Pct.	Sv	CG	Sho	IP	ER	H	BB	SO	AB/ BA
1995	8/1	10.80	0- 0	.000	1	0	0	0	11.7	14	22	8	4	58/379
1996	6/0	16.50	0- 2	.000	2	0	0	2	6.0	11	16	2	0	32/500
Totals	14/1	12.74	0- 2	.000	3	0	0	2	17.7	25	38	10	4	90/422

## Caleb Gress (Lawrence, Kan./Neosho County Community College)

	G/BS	ERA	W-	L	Pct.	Sv	CG	Sho	IP	ER	H	BB	SO	AB/ BA
2011	11/5	8.00	1- 0	1.000	1	0	0	0	27.0	24	48	16	24	118/407
2012	5/1	9.45	0- 1	.000	1	0	0	1	6.7	7	8	3	3	27/296
Totals	16/6	8.28	1- 5	.167	2	0	0	1	33.7	31	56	19	23	145/386

## Bert Gripps (Paola, Kan./Kansas State University)

	G/BS	ERA	W-	L	Pct.	Sv	CG	Sho	IP	ER	H	BB	SO	AB/ BA
1996	4/2	13.50	0- 0	.000	0	0	0	0	6.7	10	5	11	4	47/244
1997	4/8	9.69	4- 1	.800	0	0	0	0	26.0	28	35	31	17	109/321
Totals	12/10	10.47	4- 1	.800	0	0	0	0	32.7	38	40	43	21	131/305

## Michael Grosdidier (St. Paul, Kan./St. Paul High School)

	G/BS	ERA	W-	L	Pct.	Sv	CG	Sho	IP	ER	H	BB	SO	AB/ BA
2003	1/0	99.00	0- 0	.000	0	0	0	0	0.0	3	0	3	0	9/000
2004	5/2	6.26	1- 1	.500	0	0	0	0	23.0	16	30	10	22	99/306
2005	20/0	2.21	1- 2	.333	9	0	0	0	20.3	5	26	11	21	85/306
2006	7/0	3.38	1- 0	1.000	5	0	0	0	5.3	2	3	6	7	20/150
Totals	33/2	5.13	3- 3	.500	14	0	0	0	45.6	26	59	30	50	204/289

## Derek Guss (Overland Park, Kan./Blue Valley West High School)

	G/BS	ERA	W-	L	Pct.	Sv	CG	Sho	IP	ER	H	BB	SO	AB/ BA
2004	3/0	2.25	0- 0	.225	0	0	0	1	4.0	1	9	2	2	21/429

## Maverick Hanna (Olathe, Kan./Johnson Community College)

	G/BS	ERA	W-	L	Pct.	Sv	CG	Sho	IP	ER	H	BB	SO	AB/ BA
2023	13/0	5.93	0- 0	1.000	0	0	0	0	13.2	9	9	14	15	49/184
2024	5/0	8.31	0- 0	.000	0	0	0	0	4.1	4	3	4	5	16/188
Totals	18/0	6.50	2- 0	1.000	0	0	0	0	18.0	13	12	18	20	65/185

# Pitching Statistics ('91-pres.)

## Eric Hansen (Wichita, Kan./Newman University)

	G/BS	ERA	W-	L	Pct.	Sv	CG	Sho	IP	ER	H	BB	SO	AB/ BA
2012	11/6	10.55	2-	2	.500	0	0	0/1	36.7	43	58	14	11	161/360
2013	13/9	6.64	4-	3	.571	0	1	0/0	42.0	31	63	18	26	176/358
Totals	24/15	8.46	6-	5	.545	0	1	0/1	78.7	74	121	42	37	337/359

## Jake Hanson (Overland Park, Kan./Coffeyville Community College)

	G/BS	ERA	W-	L	Pct.	Sv	CG	Sho	IP	ER	H	BB	SO	AB/ BA
1995	13/8	4.40	6-	4	.600	0	4	0/0	57.3	28	65	26	36	229/284
1996	12/8	7.74	4-	3	.571	0	1	0/1	67.3	28	62	35	51	249/258
Totals	25/16	4.04	10-	6	.625	0	5	0/1	124.7	56	127	61	87	490/259

## Troy Haraughty (Columbus, Kan./Coffeyville Community College)

	G/BS	ERA	W-	L	Pct.	Sv	CG	Sho	IP	ER	H	BB	SO	AB/ BA
1991	6/0	4.26	0-	0	.000	0	0	0/0	12.7	6	21	4	7	58/362

## Rich Haslett (Chanute, Kan./Neosho County Community College)

	G/BS	ERA	W-	L	Pct.	Sv	CG	Sho	IP	ER	H	BB	SO	AB/ BA
1991	6/2	9.13	0-	2	.000	0	1	0/0	22.7	23	40	17	11	98/408
1992	8/0	8.62	0-	2	.000	0	0	0/0	15.7	15	28	15	9	77/364
Totals	14/2	8.92	0-	4	.000	0	1	0/0	38.3	38	68	32	20	175/389

## Kory Haught (Maize, Kan./Independence Community College)

	G/BS	ERA	W-	L	Pct.	Sv	CG	Sho	IP	ER	H	BB	SO	AB/ BA
2018	3/0	3.00	0-	0	.000	0	0	0/0	3.0	1	0	4	1	9/000
2019	13/0	4.61	1-	1	.500	2	0	0/0	13.7	7	10	10	13	46/217
Totals	16/0	4.31	1-	1	.500	2	0	0/0	16.7	8	10	14	14	55/182

## Jason Hembree (Parsons, Kan./Parsons High School)

	G/BS	ERA	W-	L	Pct.	Sv	CG	Sho	IP	ER	H	BB	SO	AB/ BA
1995	2/0	16.20	0-	0	.000	0	0	0/0	1.7	3	2	1	2	7/286

## David Henderson (Lenexa, Kan./Johnson County Community College)

	G/BS	ERA	W-	L	Pct.	Sv	CG	Sho	IP	ER	H	BB	SO	AB/ BA
2020	7/3	4.15	2-	3	.400	0	0	0/0	21.7	10	19	10	27	81/235
2021	14/14	4.28	7-	5	.583	0	0	0/0	75.7	36	68	23	65	281/242
Totals	21/17	4.28	9-	8	.529	0	0	0/0	97.3	46	87	33	92	362/238

## Mark Hendrickson (Arvada, Colo./Colby Community College)

	G/BS	ERA	W-	L	Pct.	Sv	CG	Sho	IP	ER	H	BB	SO	AB/ BA
2001	15/0	6.46	2-	2	.500	0	0	0/0	30.7	22	37	12	12	118/314
2002	11/4	7.76	1-	0	1.000	3	0	0/0	31.3	27	37	19	15	128/289
Totals	26/4	7.11	3-	2	.600	0	1	0/0	62.0	49	74	31	27	246/301

## Nick Herrera (Overland Park, Kan./Barton County Community College)

	G/BS	ERA	W-	L	Pct.	Sv	CG	Sho	IP	ER	H	BB	SO	AB/ BA
2010	3/0	31.50	0-	0	.000	0	0	0/0	2.0	7	4	7	1	11/364
2011	6/0	7.20	0-	0	.000	0	0	0/0	5.0	4	4	5	2	17/235
Totals	9/0	14.14	0-	0	.000	0	0	0/0	7.0	11	8	12	3	28/286

## Drake Herrman (Olathe, Kan./Blue Valley Southwest High School)

	G/BS	ERA	W-	L	Pct.	Sv	CG	Sho	IP	ER	H	BB	SO	AB/ BA
2015	18/0	7.27	4-	0	1.00	0	0	0/0	26.0	21	28	19	34	104/269
2016	12/0	9.00	0-	0	.000	1	0	0/0	13.0	13	19	3	14	57/333
Totals	30/0	7.85	4-	0	1.00	1	0	0/0	39.0	34	47	22	48	161/292

## Ryan Hintze (Betteendorf, Iowa/Kirkwood Community College)

	G/BS	ERA	W-	L	Pct.	Sv	CG	Sho	IP	ER	H	BB	SO	AB/ BA
2010	7/4	11.45	0-	4	.000	0	0	0/0	22.0	28	33	20	13	93/355
2011	11/10	3.52	4-	6	.400	0	5	0/0	61.3	24	69	33	33	243/284
Totals	18/14	5.62	4-	10	.286	0	5	0/0	83.3	52	102	53	46	336/297

## Justice Hyton (Carl Junction, Mo./Carl Junction High School)

	G/BS	ERA	W-	L	Pct.	Sv	CG	Sho	IP	ER	H	BB	SO	AB/ BA
2017	2/0	18.00	0-	0	.000	0	0	0/0	1.0	2	2	0	3	5/400

## Peyton Ingalls (Parker Colo./Colby Community College)

	G/BS	ERA	W-	L	Pct.	Sv	CG	Sho	IP	ER	H	BB	SO	AB/ BA
2020	4/2	5.71	1-	0	1.00	0	0	0/0	17.3	11	24	9	9	71/338
2021	16/12	4.92	7-	1	.875	1	0	0/1	64.0	35	66	12	59	249/265
Totals	20/14	5.09	8-	1	.889	1	0	0/1	81.3	46	90	21	68	320/281

## Derek Jacobs (Parkland, Fla./Marjory Stoneman Douglas High School)

	G/BS	ERA	W-	L	Pct.	Sv	CG	Sho	IP	ER	H	BB	SO	AB/ BA
2015	6/0	7.11	0-	0	.000	0	0	0/0	6.3	5	5	4	3	24/208
2016	9/0	16.71	0-	0	.000	0	0	0/0	7.0	13	13	7	5	35/371
2017	1/0	9.00	0-	0	.000	0	0	0/0	1.0	1	3	0	0	6/500
Totals	16/0	10.94	0-	0	.000	0	0	0/0	14.3	19	21	11	8	65/360

## Ben Jordan (Buena Vista, Colo./Coffeyville Community College)

	G/BS	ERA	W-	L	Pct.	Sv	CG	Sho	IP	ER	H	BB	SO	AB/ BA
2006	2/0	13.50	0-	0	.000	0	0	0/0	1.3	2	3	1	0	6/500

## Alex Katka (Pittsburg, Kan./Moorehead State University)

	G/BS	ERA	W-	L	Pct.	Sv	CG	Sho	IP	ER	H	BB	SO	AB/ BA
2024	16/10	5.40	2-	2	.500	0	1	1/1	51.2	31	49	23	27	187/262

## Trent Kavanagh (Pittsburg, Kan./Allen County Community College)

	G/BS	ERA	W-	L	Pct.	Sv	CG	Sho	IP	ER	H	BB	SO	AB/ BA
2009	12/9	6.54	2-	6	.250	0	0	0/1	53.7	39	63	25	28	215/293
2010	4/3	8.50	1-	2	.333	0	0	0/0	18.0	17	23	14	10	75/307
Totals	16/12	7.03	3-	8	.272	0	0	0/1	71.7	56	86	39	38	290/297

## Shamus Kearney (Wellsville, Kan./Wellsville High School)

	G/BS	ERA	W-	L	Pct.	Sv	CG	Sho	IP	ER	H	BB	SO	AB/ BA
2016	7/0	10.50	0-	0	.000	0	0	0/0	6.0	7	9	7	5	28/321
2017	3/0	9.00	0-	0	.000	0	0	0/0	3.0	3	4	3	4	14/286
2019	4/0	5.40	0-	0	.000	0	0	0/0	1.7	1	2	1	1	7/286
Totals	14/0	9.25	0-	0	.000	0	0	0/0	10.7	11	15	11	10	49/306

## Brad Kinsey (Norman, Okla./Northeastern Oklahoma A&M College)

	G/BS	ERA	W-	L	Pct.	Sv	CG	Sho	IP	ER	H	BB	SO	AB/ BA
2018	12/9	3.40	4-	1	.800	0	0	0/0	45.0	17	48	22	53	179/268
2019	17/15	3.54	7-	3	.700	0	1	1/0	86.3	34	80	48	80	316/253
Totals	29/24	3.50	11-	4	.733	0	1	1/0	131.3	51	128	70	133	495/259

# Pitching Statistics ('91-pres.)

## Clint Kinsey (Fairland, Okla./Allen County Community College)

	G/BS	ERA	W-	L	Pct.	Sv	CG	Sho	IP	ER	H	BB	SO	AB/ BA
1999	11/10	5.93	0-	2	.778	1	1	0/0	60.7	40	70	26	35	246/ 285
2000	12/11	6.97	2-	3	.667	1	3	0/0	60.7	47	84	31	44	264/ 318
Totals	23/21	6.45	13-	5	.722	2	4	0/0	121.3	87	154	57	79	510/ 302

## Mike Kipp (Scottsdale, Ariz./Neosho County Community College)

	G/BS	ERA	W-	L	Pct.	Sv	CG	Sho	IP	ER	H	BB	SO	AB/ BA
1991	6/3	12.51	0-	3	.000	2	1	0/0	13.7	19	24	10	4	66/ 364
1992	6/4	9.91	2-	2	1.000	2	2	0/0	10.7	7	13	2	2	42/ 310
1993	10/0	7.20	1-	0	1.000	3	0	0/0	15.0	12	20	8	11	64/ 313
Totals	22/4	8.69	3-	3	.500	7	1	0/0	39.3	38	57	20	21	172/ 331

## Thadd Kistler (Ulysses, Kan./Dodge City Community College)

	G/BS	ERA	W-	L	Pct.	Sv	CG	Sho	IP	ER	H	BB	SO	AB/ BA
1994	3/0	7.36	1-	0	1.000	0	0	0/0	3.7	3	4	2	2	16/ 250

## Chris Klick (Manhattan, Kan./Barton County Community College)

	G/BS	ERA	W-	L	Pct.	Sv	CG	Sho	IP	ER	H	BB	SO	AB/ BA
2004	15/11	5.73	5-	5	.577	0	2	2/1	70.7	45	91	16	53	297/ 306
2005	14/10	3.45	7-	3	.700	1	2	0/0	73.0	28	74	16	74	284/ 261
Totals	29/21	4.57	12-	8	.600	1	4	2/1	143.7	73	165	32	127	581/ 284

## Jake Kraft (Lenexa, Kan./William Jewell College)

	G/BS	ERA	W-	L	Pct.	Sv	CG	Sho	IP	ER	H	BB	SO	AB/ BA
2011	11/0	15.09	3-	1	.750	2	0	0/0	11.1	19	21	9	7	56/ 375

## Chandler Ladd (Fort Gibson, Okla./Seminole State College)

	G/BS	ERA	W-	L	Pct.	Sv	CG	Sho	IP	ER	H	BB	SO	AB/ BA
2021	5-1	4.70	0-	0	.000	0	0	0/1	7.2	4	9	3	4	30/ 300

## Brent Lamaster (Lee's Summit, Mo./Raymore-Peculiar High School)

	G/BS	ERA	W-	L	Pct.	Sv	CG	Sho	IP	ER	H	BB	SO	AB/ BA
2006	12/7	5.89	5-	4	.556	0	0	0/0	36.7	24	39	27	20	144/ 271

## Keith Lancaster (Fort Scott, Kan./Fort Scott Community College)

	G/BS	ERA	W-	L	Pct.	Sv	CG	Sho	IP	ER	H	BB	SO	AB/ BA
2005	13/13	5.43	6-	4	.600	0	0	0/0	66.3	40	70	43	52	244/ 287

## Tanner Lane (Webb City, Mo./Fort Scott Community College)

	G/BS	ERA	W-	L	Pct.	Sv	CG	Sho	IP	ER	H	BB	SO	AB/ BA
2019	27/0	2.06	2-	3	.400	13	0	0/0	39.3	9	25	11	40	136/ 184
2020	7/4	3.93	2-	1	.667	0	0	0/0	18.3	8	24	8	13	76/ 316
2021	16/0	3.14	3-	1	.750	3	0	0/0	28.3	10	29	11	31	112/ 259
Totals	50/4	2.65	7-	4	.583	16	0	0/0	86.0	27	68	30	84	324/ 253

## David Large (Fort Scott, Kan./Fort Scott Community College)

	G/BS	ERA	W-	L	Pct.	Sv	CG	Sho	IP	ER	H	BB	SO	AB/ BA
1991	8/6	8.66	0-	7	.000	0	2	0/0	35.3	34	48	14	19	152/ 316

## Colton Larkins (Lee's Summit, Mo./Oral Roberts University)

	G/BS	ERA	W-	L	Pct.	Sv	CG	Sho	IP	ER	H	BB	SO	AB/ BA
2020	12/0	3.12	0-	0	.000	1	0	0/0	17.3	6	14	5	22	62/ 226

## Trent Latta (Toia, Kan./Neosho Community College)

	G/BS	ERA	W-	L	Pct.	Sv	CG	Sho	IP	ER	H	BB	SO	AB/ BA
2017	3-3	20.77	0-	2	.000	0	0	0/0	4.3	10	7	9	3	19/ 368

## Damon Lawrenz (Tempe, Ariz./Arizona Western College)

	G/BS	ERA	W-	L	Pct.	Sv	CG	Sho	IP	ER	H	BB	SO	AB/ BA
1997	16/10	5.88	6-	4	.600	2	2	0/0	75.0	49	96	34	54	310/ 310
1998	12/8	4.76	5-	4	.556	1	4	0/0	58.1	31	80	16	48	251/ 319
Totals	28/18	5.39	11-	8	.579	3	6	0/0	133.7	80	176	50	102	561/ 314

## Tanner Leslie (Haysville, Kan./Butler Community College)

	G/BS	ERA	W-	L	Pct.	Sv	CG	Sho	IP	ER	H	BB	SO	AB/ BA
2023	18/8	4.84	4-	4	.500	2	0	0/0	70.2	38	73	16	49	272/ 268
2024	16/15	5.76	10-	3	.769	0	2	1/1	75.0	48	86	15	55	307/ 280
Totals	34/23	6.47	14-	7		2	2	1/1	119.2	86	159	31	104	579/ 275

## Cort Lesmeister (Raymore, Mo./Raymore-Peculiar High School)

	G/BS	ERA	W-	L	Pct.	Sv	CG	Sho	IP	ER	H	BB	SO	AB/ BA
2014	11/10	4.74	3-	5	.375	0	4	1/0	57.0	30	68	12	31	228/ 298
2015	7/7	9.55	2-	3	.400	0	0	0/0	21.7	23	34	12	15	89/ 382
2016	17/5	9.89	0-	5	.000	0	0	0/0	33.7	37	58	23	20	150/ 387
2017	23/1	9.26	0-	1	.000	5	0	0/0	23.3	24	38	4	22	102/ 373
2018	16/0	3.04	1-	2	.333	0	0	0/0	26.7	9	27	8	22	102/ 265
Totals	74/23	6.82	6-16	27	.273	5	4	1/0	162.4	123	225	59	110	671/ 335

## Tyler Link (Cherry Hills Village, Colo./Kansas City Kansas CC)

	G/BS	ERA	W-	L	Pct.	Sv	CG	Sho	IP	ER	H	BB	SO	AB/ BA
2010	11/1	9.69	0-	2	.000	0	0	0/0	13.0	14	18	18	6	53/ 340
2011	13/3	6.44	2-	2	.500	0	0	0/0	36.3	26	59	14	18	157/ 376
Totals	24/4	7.30	2-	4	.333	0	0	0/0	49.3	40	77	32	24	210/ 367

## Jeff Loise (Louisburg, Kan./Johnson County Community College)

	G/BS	ERA	W-	L	Pct.	Sv	CG	Sho	IP	ER	H	BB	SO	AB/ BA
1995	7/3	4.61	4-	3	.550	1	2	1/0	27.3	14	35	11	15	113/ 310
1996	6/6	6.43	2-	4	.333	0	1	1/1	28.0	20	31	17	20	111/ 279
Totals	13/9	5.53	3-	7	.300	1	3	2/1	55.3	34	66	28	35	224/ 295

## Aron Long (Lansing, Kan./Johnson County Community College)

	G/BS	ERA	W-	L	Pct.	Sv	CG	Sho	IP	ER	H	BB	SO	AB/ BA
2000	16/7	3.93	4-	3	.571	1	3	1/0	66.3	29	73	22	49	259/ 282
2001	13/2	2.20	3-	1	.750	5	0	0/0	28.7	7	29	7	27	116/ 250
Totals	29/9	3.41	7-	4	.636	6	3	1/0	95.0	36	102	29	76	375/ 272

## Cason Long (Salina, Kan./Pratt Community College)

	G/BS	ERA	W-	L	Pct.	Sv	CG	Sho	IP	ER	H	BB	SO	AB/ BA
2023	13/7	8.05	0-	1	.000	0	0	0/0	34.2	31	45	27	42	144/ 313
2024	1/1	1.80	1-	0	1.000	0	0	0/0	5.0	1	4	0	7	18/ 222
Totals	14/8	7.26	1-	1	.500	0	0	0/0	39.2	32	49	27	49	162/ 302

## Zach Lovell (Mindenmines, Mo./Liberal High School)

	G/BS	ERA	W-	L	Pct.	Sv	CG	Sho	IP	ER	H	BB	SO	AB/ BA
2012	7/0	24.55	0-	0	.000	0	0	0/0	3.2	10	8	3	3	18/ 444

# Pitching Statistics ('91-pres.)

## Kris Loy (Pittsburg, Kan./Pittsburg High School)

	G/BS	ERA	W-	L	Pct.	Sv	CG	Sho	IP	ER	H	BB	SO	AB/ BA
1997	13/1	5.91	1-	0	1.000	0	0	0/0	21.3	14	23	19	14	35/ 271
1998	9/2	5.12	2-	0	1.000	0	0	0/0	19.3	11	18	21	23	75/ 240
Totals	22/3	5.53	3-	0	1.000	0	0	0/0	40.7	25	41	40	37	160/ 256

## Connor Lungwitz (Wichita, Kan./Wichita State University)

	G/BS	ERA	W-	L	Pct.	Sv	CG	Sho	IP	ER	H	BB	SO	AB/ BA
2019	20/1	3.95	3-	2	.600	0	0	0/0	43.3	19	46	6	31	165/ 279

## Gene Madden (Shawnee, Kan./Allen County Community College)

	G/BS	ERA	W-	L	Pct.	Sv	CG	Sho	IP	ER	H	BB	SO	AB/ BA
1997	11/6	5.40	5-	1	.833	1	3	0/0	46.7	28	53	19	25	191/ 277

## Toby Mantz (Haysville, Kan./Campus High School)

	G/BS	ERA	W-	L	Pct.	Sv	CG	Sho	IP	ER	H	BB	SO	AB/ BA
1991	5/0	3.38	1-	0	1.000	1	0	0/0	8.0	3	8	6	2	30/ 267

## Anthony Martinez (Lyons, Kan./Lyons High School)

	G/BS	ERA	W-	L	Pct.	Sv	CG	Sho	IP	ER	H	BB	SO	AB/ BA
2006	11/1	8.44	0-	1	.000	0	0	0/0	16.0	15	26	7	7	70/ 371
2007	11/0	5.73	0-	0	.000	0	0	0/0	11.0	7	16	6	4	45/ 356
2008	4/1	21.60	0-	1	.000	0	0	0/0	5.0	12	12	5	4	28/ 429
2009	12/1	7.94	0-	2	.000	0	0	0/0	28.3	25	44	11	11	126/ 349
Totals	38/3	8.80	0-	4	.000	0	0	0/0	60.3	59	98	29	26	269/ 364

## Brandon Martinkus (Shawnee, Kan./Kansas City Kansas Community College)

	G/BS	ERA	W-	L	Pct.	Sv	CG	Sho	IP	ER	H	BB	SO	AB/ BA
2016	14/2	9.96	1-	4	.200	0	0	0/0	28.0	31	47	8	21	122/ 385

## Mitchell Mathis (Overland Park, Kan./Johnson County Community College)

	G/BS	ERA	W-	L	Pct.	Sv	CG	Sho	IP	ER	H	BB	SO	AB/ BA
2010	1/0	0.00	0-	0	.000	0	0	0/0	1.0	0	1	0	1	4/ 250

## Keith Matlock (Chanute, Kan./Murray State University)

	G/BS	ERA	W-	L	Pct.	Sv	CG	Sho	IP	ER	H	BB	SO	AB/ BA
1999	10/6	1.57	4-	0	1.000	0	1	0/0	51.7	9	39	16	56	189/ 206
2000	12/12	3.30	6-	6	.500	0	6	1/1	73.7	27	79	17	58	293/ 270
Totals	22/18	2.59	10-	6	.625	0	7	1/1	125.3	36	118	33	114	482/ 245

## Chandler Mauldin (Rockwell, Texas./Northeast Texas Community College)

	G/BS	ERA	W-	L	Pct.	Sv	CG	Sho	IP	ER	H	BB	SO	AB/ BA
2020	6/6	3.95	2-	2	.500	0	0	0/0	27.3	12	30	6	25	106/ 283
2021	8/0	3.18	0-	0	.000	1	0	0/2	11.3	4	15	7	9	49/ 306
Totals	14/6	3.72	2-	2	.500	1	0	0/2	38.7	16	45	13	34	155/ 295

## Ross McCullough (Frontenac, Kan./Labette County Community College)

	G/BS	ERA	W-	L	Pct.	Sv	CG	Sho	IP	ER	H	BB	SO	AB/ BA
2003	5/1	2.08	1-	0	1.000	1	1	0/0	13.0	3	13	2	9	46/ 283
2006	6/1	9.90	0-	0	.000	1	0	0/0	10.0	11	17	4	3	43/ 395
Totals	11/2	5.48	1-	0	1.00	2	1	0/0	23.0	14	30	6	12	89/ 157

## Tyler McGrew (Joplin, Mo./Neosho Community College)

	G/BS	ERA	W-	L	Pct.	Sv	CG	Sho	IP	ER	H	BB	SO	AB/ BA
2019	14/3	4.74	0-	1	.000	0	0	0/0	19.0	10	26	14	22	80/ 325

## Ryan McKay (Wichita, Kan./Maize High School)

	G/BS	ERA	W-	L	Pct.	Sv	CG	Sho	IP	ER	H	BB	SO	AB/ BA
2013	31/0	1.51	4-	1	.800	5	0	0/0	35.7	6	21	17	42	115/ 183
2014	19/0	2.68	3-	3	.500	6	0	0/0	37.0	11	35	16	39	138/ 254
2015	18/0	2.77	0-	2	.000	8	0	0/0	26.0	8	25	14	21	97/ 258
2016	16/8	8.34	2-	6	.250	4	0	0/0	41.0	38	44	29	18	157/ 280
Totals	84/8	4.06	9-	12	.429	23	0	0/0	139.7	63	125	76	120	507/ 247

## Jordan Mendenhall (Clinton, Mo./Clinton High School)

	G/BS	ERA	W-	L	Pct.	Sv	CG	Sho	IP	ER	H	BB	SO	AB/ BA
2020	3/0	10.80	0-	0	.000	0	0	0/0	3.3	4	4	1	2	14/ 286
2021	10/0	6.57	0-	0	.000	1	0	0/1	12.3	9	19	0	11	56/ 339
Totals	13/0	7.54	0-	0	.000	1	0	0/1	15.7	13	23	1	13	70/ 313

## Kinson Michel (Nixa, Mo./Coffeyville Community College)

	G/BS	ERA	W-	L	Pct.	Sv	CG	Sho	IP	ER	H	BB	SO	AB/ BA
2023	1/0	9.00	0-	0	.000	0	0	0/0	1.0	1	2	1	1	5/ 400

## Jake Moore (Ottawa, Kan./Johnson County Community College)

	G/BS	ERA	W-	L	Pct.	Sv	CG	Sho	IP	ER	H	BB	SO	AB/ BA
2012	12/5	6.67	1-	2	.333	0	0	0/2	27.0	20	38	16	11	107/ 355
2013	13/0	4.38	0-	0	.000	0	0	0/0	12.3	6	14	9	10	48/ 292
Totals	25/5	5.95	1-	2	.333	0	0	0/2	39.3	26	52	25	21	155/ 335

## Matt Myers (Bartlesville, Okla./Coffeyville Community College)

	G/BS	ERA	W-	L	Pct.	Sv	CG	Sho	IP	ER	H	BB	SO	AB/ BA
1995	2/1	18.00	0-	1	.000	0	0	0/0	4.0	8	8	3	2	20/ 400

## Tom Moody (Leavenworth, Kan./Leavenworth High School)

	G/BS	ERA	W-	L	Pct.	Sv	CG	Sho	IP	ER	H	BB	SO	AB/ BA
1992	7/1	4.05	1-	2	.333	0	1	0/0	20.0	9	25	9	13	79/ 316

## Kevin Murphy (Belton, Mo./Belton High School)

	G/BS	ERA	W-	L	Pct.	Sv	CG	Sho	IP	ER	H	BB	SO	AB/ BA
1994	5/2	9.00	1-	0	1.000	0	0	0/0	14.0	14	11	11	7	51/ 216
1995	7/3	6.41	4-	0	1.000	0	0	0/0	26.7	19	32	17	8	102/ 314
1996	12/3	4.67	3-	1	.750	1	0	0/0	30.3	9	29	11	14	113/ 257
1997	12/10	5.18	5-	3	.625	0	1	0/0	48.7	28	56	20	32	199/ 281
Totals	36/18	5.26	13-	4	.765	1	1	0/0	119.7	70	128	59	61	465/ 275

## Zach Nagel (Sioux Falls, S.D./Butler Community College)

	G/BS	ERA	W-	L	Pct.	Sv	CG	Sho	IP	ER	H	BB	SO	AB/ BA
2022	2/1	5.12	0-	1	.000	1	0	0/0	38.6	22	38	20	29	148/ 257
2023	6/0	20.25	0-	1	.000	0	0	0/0	4.0	9	6	8	2	19/ 316
Totals	27/1	6.54	4-	2	.667	1	0	0/0	42.6	31	44	25	31	167/ 263

## Dave Noteboom (Granville, Iowa/Johnson County Community College)

	G/BS	ERA	W-	L	Pct.	Sv	CG	Sho	IP	ER	H	BB	SO	AB/ BA
1996	2/1	12.60	0-	1	.000	0	0	0/0	5.0	7	10	4	4	24/ 417
1997	5/0	7.79	0-	0	.000	0	0	0/0	4.7	3	7	2	2	20/ 350
Totals	7/1	9.31	0-	1	.000	0	0	0/0	9.7	10	17	6	3	44/ 386

# Pitching Statistics ('91-pres.)

## Kraig Oertle (Pittsburg, Kan./Allen County Community College)

	G/BS	ERA	W-	L	Pct.	Sv	CG	Sho	IP	ER	H	BB	SO	AB/ BA
1991	1/0	9.00	0-0	0/0	0/0	0	0	0/0	1.0	1	2	1	2	5/ 400
1992	1/0	0.00	0-0	0/0	0/0	0	0	0/0	0.7	0	2	1	0	4/ 500
Totals	2/0	5.40	0-0	0/0	0/0	0	0	0/0	1.7	1	4	2	2	9/ 444

## Brady Pacha (Wichita, Kan./Neosho Community College)

	G/BS	ERA	W-	L	Pct.	Sv	CG	Sho	IP	ER	H	BB	SO	AB/ BA
2024	14/13	5.96	3- 4	.429		0	0	0/3	54.1	36	56	42	64	206/ 272

## Andy Pagnozzi (Fayetteville, Ark. / Ole Miss University)

	G/BS	ERA	W-	L	Pct.	Sv	CG	Sho	IP	ER	H	BB	SO	AB/ BA
2018	17/4	8.59	3- 2	.600		0	0	0/0	44.0	42	60	25	36	177/ 339

## Paul Panduro (Scottsbluff, Neb. / Western Nebraska College)

	G/BS	ERA	W-	L	Pct.	Sv	CG	Sho	IP	ER	H	BB	SO	AB/ BA
2022	17/6	8.74	1- 5	.200		0	1	1/0	35.0	34	32	33	42	132/ 242
2023	16/0	9.13	3- 2	.600		2	0	0/0	22.2	23	32	13	29	93/ 344
2024	8/0	6.00	0- 0	.000		0	0	0/1	9.0	6	6	9	8	32/ 188
Totals	39/4	8.50	4- 7	.364		2	1	1/1	66.2	63	70	55	79	257/ 272

## Brett Parsons (Lee's Summit, Mo./Lee's Summit High School)

	G/BS	ERA	W-	L	Pct.	Sv	CG	Sho	IP	ER	H	BB	SO	AB/ BA
1999	7/0	3.48	1- 0	1.000		1	0	0/0	10.3	4	13	4	13	44/ 295
2000	11/6	9.87	2- 3	.400		1	0	0/1	31.0	34	40	35	27	131/ 305
2001	11/8	7.85	2- 4	.333		0	0	0/0	47.0	41	50	47	44	190/ 263
2002	14/14	3.99	7- 4	.636		0	6	1/0	85.7	38	85	35	113	335/ 254
Totals	43/28	6.05	12- 11	.522		2	6	1/1	174.0	117	188	121	197	700/ 269

## Craig Pettier (Tulsa, Okla./Independence Community College)

	G/BS	ERA	W-	L	Pct.	Sv	CG	Sho	IP	ER	H	BB	SO	AB/ BA
2003	9/5	6.50	4- 3	.571		2	3	0/0	36.0	26	55	10	17	156/ 353
2004	13/12	4.94	4- 7	.494		0	2	0/0	71.0	39	82	24	41	280/ 293
Totals	22/17	11.44	8- 10	.547		2	5	0/0	107.0	65	137	34	58	436/ 314

## Nate Percy (Pittsburg, Kan./Pittsburg High School)

	G/BS	ERA	W-	L	Pct.	Sv	CG	Sho	IP	ER	H	BB	SO	AB/ BA
2009	2/0	31.50	0- 0	.000		0	0	0/0	2.0	7	6	1	1	12/ 500

## Kyle Petty (Dwssso, Okla./Independence Community College)

	G/BS	ERA	W-	L	Pct.	Sv	CG	Sho	IP	ER	H	BB	SO	AB/ BA
2019	5/0	23.14	0- 0	.000		0	0	0/0	2.3	6	10	1	5	17/ 588

## Eric Peterson (Lawrence, Kan./Johnson County Community College)

	G/BS	ERA	W-	L	Pct.	Sv	CG	Sho	IP	ER	H	BB	SO	AB/ BA
2005	5/2	3.10	1- 0	1.000		0	0	0/0	20.3	7	19	13	12	75/ 253
2007	8/7	10.69	1- 4	.250		0	0	0/0	32.0	38	60	20	16	141/ 426
Totals	13/9	7.74	2- 4	.333		0	0	0/0	52.3	45	79	33	28	216/ 366

## Brad Phillips (Lee's Summit, Mo./Lee's Summit North High School)

	G/BS	ERA	W-	L	Pct.	Sv	CG	Sho	IP	ER	H	BB	SO	AB/ BA
2011	9/0	4.05	1- 0	1.000		1	0	0/0	6.7	3	10	4	5	29/ 345
2012	1/0	7.71	0- 0	.000		0	0	0/0	2.3	2	4	0	1	10/ 400
Totals	10/0	5.00	1- 0	1.000		1	0	0/0	9.0	5	14	4	6	39/ 359

## Dawson Pomeroy (Topeka, Kan./ Campbell University)

	G/BS	ERA	W-	L	Pct.	Sv	CG	Sho	IP	ER	H	BB	SO	AB/ BA
2020	7/0	6.75	1- 0	1.000		1	0	0/0	8	6	13	3	13	36/ 361
2021	12/0	1.37	3- 0	1.000		6	0	0/0	19.6	3	6	4	27	64/ 094
2023	20/0	10.80	0- 2	.000		3	0	0/0	18.3	22	22	23	24	77/ 286
Totals	39/0	6.07	4- 2	.667		10	0	0/0	46.0	31	41	30	64	177/ 232

## Jason Porta (Overland Park, Kan./Blue Valley West High School)

	G/BS	ERA	W-	L	Pct.	Sv	CG	Sho	IP	ER	H	BB	SO	AB/ BA
2006	10/0	18.90	0- 0	.000		0	0	0/0	13.3	28	35	11	5	71/ 493
2007	9/3	6.00	1- 2	.333		0	0	0/0	27.0	18	40	5	15	113/ 354
2008	16/1	6.84	2- 2	.500		2	0	0/0	25.0	19	38	12	17	108/ 352
Totals	35/4	8.96	3- 4	.429		2	0	0/0	65.3	65	113	28	37	292/ 387

## Nate Postlethwait (Valley City, Kan./ Allen Community College)

	G/BS	ERA	W-	L	Pct.	Sv	CG	Sho	IP	ER	H	BB	SO	AB/ BA
2020	4/0	15.43	0- 0	.000		0	0	0/0	4.2	8	8	2	3	20/ 400

## Zach Potter (Arkansas City, Kan./ Cowley County Community College)

	G/BS	ERA	W-	L	Pct.	Sv	CG	Sho	IP	ER	H	BB	SO	AB/ BA
2009	2/0	16.20	0- 0	.000		0	0	0/0	3.3	6	6	3	0	14/ 428
2010	6/0	7.88	0- 1	.000		0	0	0/0	8.0	7	9	6	7	30/ 300
Totals	8/0	10.35	0- 1	.000		0	0	0/0	11.3	13	15	9	7	44/ 341

## Anthony Powell (Louisburg, Kan./Louisburg High School)

	G/BS	ERA	W-	L	Pct.	Sv	CG	Sho	IP	ER	H	BB	SO	AB/ BA
2008	9/0	7.71	1- 0	1.000		0	0	0/0	11.7	10	22	4	6	56/ 393
2009	15/7	11.37	1- 7	.125		2	1	0/1	38.0	48	68	20	19	175/ 388
2010	7/0	12.71	0- 0	.000		1	0	0/0	5.7	8	16	2	2	30/ 533
2011	10/0	10.64	0- 0	.000		0	0	0/0	11.0	13	20	8	4	46/ 435
Totals	41/7	10.66	1- 7	.125		3	1	0/1	66.7	79	126	34	31	307/ 410

## Brett Power (Salina, Kan./Fort Hays State University)

	G/BS	ERA	W-	L	Pct.	Sv	CG	Sho	IP	ER	H	BB	SO	AB/ BA
2001	14/11	8.04	4- 6	.400		0	1	0/0	56.0	50	80	15	33	244/ 328

## Brad Price (Riverton, Kan./Allen County Community College)

	G/BS	ERA	W-	L	Pct.	Sv	CG	Sho	IP	ER	H	BB	SO	AB/ BA
2000	13/10	5.74	6- 2	.750		0	4	0/0	58.0	37	81	9	45	244/ 332
2001	11/11	7.04	3- 5	.375		0	3	0/0	55.0	43	89	15	30	247/ 360
Totals	26/21	6.37	9- 7	.563		0	7	0/0	113.0	80	170	24	75	491/ 346

## Tyler Quick (Lombard, Ill./Triton College)

	G/BS	ERA	W-	L	Pct.	Sv	CG	Sho	IP	ER	H	BB	SO	AB/ BA
2017	5/1	18.00	0- 1	.000		0	0	0/0	3.00	6	6	6	1	13/ 462

## Greg Rawlings (Lenexa, Kan./Shawnee Mission Northwest High School)

	G/BS	ERA	W-	L	Pct.	Sv	CG	Sho	IP	ER	H	BB	SO	AB/ BA
2005	2/0	9.00	0- 0	.000		0	0	0/0	2.0	2	2	1	2	8/ 250
2006	1/0	0.00	0- 0	.000		0	0	0/0	1.0	0	0	1	0	2/ 000
2007	16/5	4.24	4- 4	.500		0	1	0/0	40.3	25	38	14	16	149/ 255
2008	6/0	24.55	0- 1	.000		0	0	0/0	3.7	10	14	2	4	24/ 583
Totals	25/5	7.09	4- 5	.444		0	1	0/0	47.0	37	54	18	22	183/ 295

# Pitching Statistics ('91-pres.)

## Buster Reddick (Frontenac, Kan./Frontenac High School)

	G/BS	ERA	W-	L	Pct.	Sv	CG	Sho	IP	ER	H	BB	SO	AB/ BA
2012	4/0	9.95	0-	0	0.000	0	0	0/0	6.3	7	13	7	3	31/419

## Chris Reed (Bartlesville, Okla./Barton County Community College)

	G/BS	ERA	W-	L	Pct.	Sv	CG	Sho	IP	ER	H	BB	SO	AB/ BA
2004	6/4	6.46	3-	1	.659	1	2	1/0	23.7	17	27	14	18	95/284
2005	11/11	7.82	6-	4	.600	0	1	0/0	48.3	42	78	20	32	206/379
2006	15/13	5.62	6-	5	.546	0	1	0/0	75.3	47	94	27	50	307/306
Totals	32/28	6.48	15-	10	.600	1	4	1/0	147.3	106	199	61	100	608/327

## Dallas Reed (San Diego, Calif./Mt. San Antonio College)

	G/BS	ERA	W-	L	Pct.	Sv	CG	Sho	IP	ER	H	BB	SO	AB/ BA
2018	1/0	27.00	0-	0	0.000	0	0	0/0	0.3	1	1	2	0	2/500

## Todd Reed (Wichita, Kan./Cowley Community College)

	G/BS	ERA	W-	L	Pct.	Sv	CG	Sho	IP	ER	H	BB	SO	AB/ BA
1992	6/4	9.13	0-	4	.000	0	0	0/0	22.7	23	39	12	9	103/379
1993	6/2	15.00	0-	2	.000	0	0	0/0	9.0	15	13	15	5	43/302
Totals	12/6	10.80	0-	6	.000	0	0	0/0	31.7	38	52	27	14	146/356

## Justin Rehmer (Chanute, Kan./Chanute High School)

	G/BS	ERA	W-	L	Pct.	Sv	CG	Sho	IP	ER	H	BB	SO	AB/ BA
1998	9/3	4.19	2-	0	1.000	0	1	0/0	34.3	16	46	12	20	141/326
1999	7/1	10.95	1-	1	.500	0	0	0/0	12.3	15	22	8	5	56/393
Totals	16/4	5.98	3-	1	.750	0	1	0/0	46.6	31	68	20	25	197/345

## Matt Reilly (Overland Park, Kan./Blue Valley West High School)

	G/BS	ERA	W-	L	Pct.	Sv	CG	Sho	IP	ER	H	BB	SO	AB/ BA
2012	3/0	31.50	0-	0	.000	0	0	0/0	2.0	7	9	3	1	15/600
2013	10/0	13.91	0-	0	.000	0	0	0/0	11.0	17	19	4	10	52/365
2014	6/0	6.75	0-	0	.000	0	0	0/0	5.3	4	6	2	6	21/286
Totals	19/0	13.77	0-	0	.000	0	0	0/0	18.3	28	34	9	17	88/418

## Landon Reith (DeSoto, Kan./DeSoto High School)

	G/BS	ERA	W-	L	Pct.	Sv	CG	Sho	IP	ER	H	BB	SO	AB/ BA
2024	15/1	5.40	3-	0	1.000	0	1	0/1	13.1	8	15	8	10	54/278

## Dante Richardson (Pittsburg, Kan./Independence Community College)

	G/BS	ERA	W-	L	Pct.	Sv	CG	Sho	IP	ER	H	BB	SO	AB/ BA
2017	14/9	5.74	2-	3	.400	0	0	0/0	53.3	34	63	36	46	216/292
2018	14/7	8.45	1-	2	.300	0	0	0/0	33.0	31	38	19	33	132/288
2019	15/2	2.77	2-	1	.667	0	1	0/0	39.0	12	28	19	50	142/197
Totals	43/18	5.53	5-	6	.455	0	1	0/0	125.3	77	129	74	129	490/263

## Spence Rigdon (Bartlesville, Okla./Kansas City Kansas Community College)

	G/BS	ERA	W-	L	Pct.	Sv	CG	Sho	IP	ER	H	BB	SO	AB/ BA
1994	9/8	5.28	1-	5	.167	0	0	0/0	44.3	26	44	33	32	176/250
1995	8/6	6.29	0-	2	.000	0	0	0/0	24.3	17	24	32	12	86/279
Totals	17/14	5.64	1-	7	.125	0	0	0/0	68.7	43	68	65	44	262/260

## Caleb Rogge (St. George, Kan./Northeastern Oklahoma A&M University)

	G/BS	ERA	W-	L	Pct.	Sv	CG	Sho	IP	ER	H	BB	SO	AB/ BA
2020	1/0	0.00	0-	0	.000	0	0	0/0	1	0	0	0	0	3/000
2021	5/0	6.30	0-	0	.000	0	0	0/0	10	7	12	4	11	37/324
Totals	6/0	6.30	0-	0	.000	0	0	0/0	11	7	12	4	11	40/162

## Justin Root (Lee's Summit, Mo./Lee's Summit North High School)

	G/BS	ERA	W-	L	Pct.	Sv	CG	Sho	IP	ER	H	BB	SO	AB/ BA
2019	22/3	3.00	4-	1	.800	0	0	0/0	45	15	39	12	36	164/238
2020	8/1	7.40	1-	0	1.000	0	0	0/0	20.7	17	26	9	24	80/325
2021	22/2	3.60	3-	1	.750	2	0	0/1	45.0	18	45	9	21	167/269
Totals	42/6	4.38	8-	2	.800	2	0	0/1	110.7	50	110	30	81	411/277

## Ty Rowe (Baxter Springs, Kan./Cowley Community College)

	G/BS	ERA	W-	L	Pct.	Sv	CG	Sho	IP	ER	H	BB	SO	AB/ BA
2014	6/0	9.95	0-	0	.000	0	0	0/0	6.3	7	15	4	5	33/455
2016	24/0	5.70	4-	3	.571	0	0	0/0	36.3	23	50	17	33	160/313
2017	27/0	3.65	5-	0	1.000	1	0	0/0	61.7	25	63	21	47	237/266
Totals	57/0	6.43	9-	3	.524	1	0	0/0	104.3	35	128	42	85	430/345

## Max Sanborn (Prairie Village, Kan./Shawnee Mission East High School)

	G/BS	ERA	W-	L	Pct.	Sv	CG	Sho	IP	ER	H	BB	SO	AB/ BA
2016	10/1	20.00	0-	0	.000	0	0	0/0	9.0	20	24	12	9	47/511

## Alex Schell (Meriden, Kan./Allen County Community College)

	G/BS	ERA	W-	L	Pct.	Sv	CG	Sho	IP	ER	H	BB	SO	AB/ BA
2010	10/8	5.68	3-	3	.500	0	4	0/0	57.0	36	68	17	40	233/292
2011	11/11	4.65	1-	7	.125	0	1	0/0	71.7	37	79	18	56	277/285
Totals	21/19	5.10	4-	10	.286	0	5	0/0	128.7	73	147	35	96	510/288

## Kraig Schenker (Oswego, Kan./Oswego High School)

	G/BS	ERA	W-	L	Pct.	Sv	CG	Sho	IP	ER	H	BB	SO	AB/ BA
1991	5/1	7.15	0-	1	.000	1	0	0/0	11.3	9	18	4	6	46/391
1992	2/1	24.75	0-	1	.000	0	0	0/0	4.0	11	13	1	1	24/542
Totals	7/2	11.74	0-	2	.000	1	0	0/0	15.3	20	31	5	7	70/443

## Paul Schmichels (Fort Scott, Kan./Lambuth College)

	G/BS	ERA	W-	L	Pct.	Sv	CG	Sho	IP	ER	H	BB	SO	AB/ BA
1994	12/11	6.25	4-	3	.571	0	1	0/0	59.0	41	67	51	53	237/283

## Scott Schultz (Elkhorn, Neb./University of Nebraska)

	G/BS	ERA	W-	L	Pct.	Sv	CG	Sho	IP	ER	H	BB	SO	AB/ BA
1998	8/0	5.91	0-	1	.000	5	0	0/0	10.7	7	11	11	10	39/282
1999	7/0	4.76	1-	0	1.000	2	0	0/1	5.7	3	5	2	4	19/263
Totals	15/0	5.51	1-	1	.500	7	0	0/1	16.3	10	16	13	14	58/276

## Kyle Sellers (Lawson, Mo./Lawson High School)

	G/BS	ERA	W-	L	Pct.	Sv	CG	Sho	IP	ER	H	BB	SO	AB/ BA
2015	1/0	16.20	0-	0	.000	0	0	0/0	1.7	3	8	0	1	13/615

## Levi Shaffer (Parsons, Kan./Labette Community College)

	G/BS	ERA	W-	L	Pct.	Sv	CG	Sho	IP	ER	H	BB	SO	AB/ BA
1999	3/1	17.18	0-	1	.000	0	0	0/1	7.3	14	16	5	9	34/471
2000	4/1	9.82	0-	0	.000	0	0	0/2	3.7	4	4	1	4	16/250
2001	4/2	19.06	0-	1	.000	0	0	0/0	5.7	12	15	7	3	32/469
Totals	11/4	16.20	0-	2	.000	0	0	0/3	16.7	30	35	13	16	82/427

# Pitching Statistics ('91-pres.)

## Travis Shaffer (McCune, Kan./Neosho County Community College)

G/GS	ERA	W- L	Pct.	Sv	CG	Sho	IP	ER	H	BB	SO	AB/ BA	
1991	12/10	5/4	5- 4	556	0	3	0/0	57.3	34	62	46	55	224/ 277
1992	9/8	3/83	3- 4	429	0	4	2/0	47.0	20	38	26	51	175/ 217
Totals	21/18	4/66	8- 8	500	0	7	2/0	104.3	54	100	72	106	399/ 494

## Justin Shaw (Silver Lake, Kan./Allen County Community College)

G/GS	ERA	W- L	Pct.	Sv	CG	Sho	IP	ER	H	BB	SO	AB/ BA	
1997	7/2	12/41	5- 1	000	0	0	0/0	13.7	17	29	9	7	67/ 433
1998	13/6	5/67	3- 2	600	1	1	0/0	46.0	29	64	23	34	192/ 333
Totals	20/8	7/10	3- 3	500	1	1	0/0	58.3	46	93	32	41	259/ 359

## Daniel Shepard (Independence Kan./Independence High School)

G/GS	ERA	W- L	Pct.	Sv	CG	Sho	IP	ER	H	BB	SO	AB/ BA	
2004	6/0	8/31	0- 0	000	0	0	0/1	8.7	8	12	5	13	38/ 316
2005	17/0	5/49	2- 2	500	1	0	0/0	19.7	12	21	12	49	79/ 266
2006	15/0	5/21	0- 1	000	5	0	0/0	19.0	11	31	8	17	80/ 388
Totals	38/0	5/90	2- 3	400	6	0	0/1	47.3	31	64	25	46	197/ 325

## Bennett Scherer (Lake Lotawana, Mo./Butler Community College)

G/GS	ERA	W- L	Pct.	Sv	CG	Sho	IP	ER	H	BB	SO	AB/ BA	
2020	5/0	10/12	0- 0	000	0	0	0/0	2.7	3	2	3	2	9/ 222
2021	11/0	4/76	0- 0	000	0	0	0/0	5.2	3	9	2	6	23/ 391
Totals	16/0	6/75	0- 0	000	0	0	0/0	8	6	11	5	8	32/ 307

## Zac Shoemaker (Aurora, Mo./ Missouri Southern State University)

G/GS	ERA	W- L	Pct.	Sv	CG	Sho	IP	ER	H	BB	SO	AB/ BA	
2023	15/15	4/60	9- 3	.750	0	0	0/0	76.3	39	73	16	105	290/ 252

## Chris Shorter (Lockwood, Mo./Southwest Missouri State University)

G/GS	ERA	W- L	Pct.	Sv	CG	Sho	IP	ER	H	BB	SO	AB/ BA	
1998	7/6	10/80	3- 1	750	0	0	0/0	25.0	30	46	23	23	121/ 380
1999	12/7	5/13	5- 1	833	0	1	1/1	47.3	27	47	22	44	188/ 250
Totals	19/13	7/99	8- 2	800	0	1	1/1	72.3	57	93	45	67	309/ 301

## Justin Shorter (Lockwood, Mo./Allen County Community College)

G/GS	ERA	W- L	Pct.	Sv	CG	Sho	IP	ER	H	BB	SO	AB/ BA	
1995	9/8	3/86	5- 2	714	0	3	0/0	56.0	24	54	23	19	217/ 249
1996	11/10	5/66	4- 4	500	0	3	0/0	68.3	43	86	29	35	279/ 308
Totals	20/18	4/85	9- 6	600	0	6	0/0	124.3	67	140	52	54	496/ 282

## Gage Singer (Aurora, Mo./University of Texas-Arlington)

G/GS	ERA	W- L	Pct.	Sv	CG	Sho	IP	ER	H	BB	SO	AB/ BA	
2024	13/8	2/45	1- 1	500	0	0	0/1	36.2	10	25	5	48	136/ 184

## Andy Smith (Pittsburg, Kan./Cowley County Community College)

G/GS	ERA	W- L	Pct.	Sv	CG	Sho	IP	ER	H	BB	SO	AB/ BA	
2005	3/0	3/38	0- 0	000	0	0	0/0	2.7	1	1	5	4	7/ 143
2006	1/0	27/00	0- 0	000	0	0	0/0	1.0	3	3	3	0	5/ 600
2007	5/0	7/88	0- 1	000	0	0	0/0	8.0	7	15	4	5	37/ 405
Totals	9/0	8/46	0- 1	000	0	0	0/0	11.7	11	19	12	9	49/ 388

## Derek Smith (Redding, Calif./The Masters College)

G/GS	ERA	W- L	Pct.	Sv	CG	Sho	IP	ER	H	BB	SO	AB/ BA	
2003	17/0	3/00	5- 1	833	4	0	0/0	27.0	9	29	4	26	106/ 274
2004	19/0	2/59	4- 1	800	11	0	0/0	24.3	7	20	12	25	86/ 233
Totals	36/0	2/80	9- 2	818	15	0	0/0	51.3	16	49	16	51	192/ 255

## Mark Smith (Pittsburg, Kan./St. Mary's-Colgan High School)

G/GS	ERA	W- L	Pct.	Sv	CG	Sho	IP	ER	H	BB	SO	AB/ BA	
2005	3/0	16/20	0- 1	000	0	0	0/0	3.3	6	6	0	2	16/ 375
2006	4/0	5/00	0- 0	000	0	0	0/0	9.0	5	7	7	3	30/ 233
Totals	7/0	8/05	0- 1	000	0	0	0/0	12.3	11	13	7	5	46/ 283

## Aaron Snow (Pittsburg, Kan./Fort Scott Community College)

G/GS	ERA	W- L	Pct.	Sv	CG	Sho	IP	ER	H	BB	SO	AB/ BA	
2014	15/0	9/24	1- 1	500	0	0	0/0	12.7	13	24	6	10	58/ 414
2015	13/0	13/50	0- 0	000	0	0	0/0	11.3	17	14	19	7	44/ 318
Totals	28/0	11/25	1- 1	500	0	0	0/0	24.0	30	38	25	17	102/ 373

## Ryan Sorell (Concordia, Kan./Concordia High School)

G/GS	ERA	W- L	Pct.	Sv	CG	Sho	IP	ER	H	BB	SO	AB/ BA	
2007	9/1	6/33	1- 1	500	0	0	0/0	22.3	15	32	9	11	88/ 364
2010	10/12	6/83	5- 6	455	0	4	0/0	59.3	45	84	23	43	242/ 347
2011	12/11	4/03	5- 4	556	0	4	1/0	60.3	27	71	22	48	242/ 293
Totals	31/24	5/51	11- 11	500	0	8	1/0	142.0	87	187	54	102	572/ 321

## Kyle Sosna (Olathe, Kan./Fort Scott Community College)

G/GS	ERA	W- L	Pct.	Sv	CG	Sho	IP	ER	H	BB	SO	AB/ BA	
2006	10/9	8/26	4- 1	800	0	0	0/0	44.7	41	76	11	23	197/ 386

## Christian Spitz (Overland Park, Kan./Baker University)

G/GS	ERA	W- L	Pct.	Sv	CG	Sho	IP	ER	H	BB	SO	AB/ BA	
2024	17/2	7/78	3- 2	.600	0	0	0/0	39.1	34	48	12	36	159/ 302

## Nate Stahl (Pittsburg, Kan./St. Mary's-Colgan High School)

G/GS	ERA	W- L	Pct.	Sv	CG	Sho	IP	ER	H	BB	SO	AB/ BA	
1996	7/0	5/87	1- 0	1000	0	0	0/0	15.3	10	22	10	5	68/ 324
1997	20/0	7/50	2- 2	500	4	0	0/0	24.0	20	38	15	17	109/ 349
Totals	27/0	6/86	3- 2	600	4	0	0/0	39.3	30	60	25	22	177/ 339

## Matt Staicup (Wellington, Kan./Allen County Community College)

G/GS	ERA	W- L	Pct.	Sv	CG	Sho	IP	ER	H	BB	SO	AB/ BA	
2012	14/12	3/74	7- 6	538	1	6	0/1	77.0	32	70	38	92	297/ 236
2013	14/12	3/91	7- 4	636	0	3	0/0	71.3	31	63	33	95	259/ 243
Totals	28/24	3/82	14- 10	583	1	9	0/1	148.3	63	133	71	187	556/ 239

## Matt Standlee (Frontenac, Kan./Frontenac High School)

G/GS	ERA	W- L	Pct.	Sv	CG	Sho	IP	ER	H	BB	SO	AB/ BA	
2014	9/4	5/67	0- 0	000	0	0	0/0	27.0	17	27	25	17	100/ 270
2015	12/5	8/90	0- 5	000	0	0	0/0	31.3	31	49	14	13	133/ 368
2016	8/1	9/00	0- 0	000	0	0	0/0	13.0	13	23	5	8	60/ 383
Totals	29/10	7/70	0- 9	000	0	0	0/0	71.3	61	99	44	38	293/ 338

# Pitching Statistics ('91-pres.)

## Brendan Stanek (Overland Park, Kan. / Johnson County Community College)

	G/BS	ERA	W-	L	Pct.	Sv	CG	ShO	IP	ER	H	BB	SO	AB/ BA
2018	15/15	4.10	6-	6	.500	0	2	0/0	83.3	38	95	22	52	332/286
2019	16/11	5.91	4-	3	.571	0	0	0/1	53.3	35	79	16	33	231/342
<b>Totals</b>	<b>31/26</b>	<b>5.01</b>	<b>10-</b>	<b>9</b>	<b>.526</b>	<b>0</b>	<b>2</b>	<b>0/1</b>	<b>136.7</b>	<b>73</b>	<b>174</b>	<b>38</b>	<b>85</b>	<b>563/314</b>

## Chuck Stanley (Pittsburg, Kan./Neosho County Community College)

	G/BS	ERA	W-	L	Pct.	Sv	CG	ShO	IP	ER	H	BB	SO	AB/ BA
1991	11/11	3.71	4-	5	.444	0	5	1/0	63.0	26	63	25	66	241/261

## Roger Stanley (Carbondale, Kan./Santa Fe Trail High School)

	G/BS	ERA	W-	L	Pct.	Sv	CG	ShO	IP	ER	H	BB	SO	AB/ BA
1995	1/0	0.00	0-	0	.000	0	0	0/0	0.3	0	1	0	0	2/500

## Jake Stevenson (Carl Junction, Mo./Carl Junction High School)

	G/BS	ERA	W-	L	Pct.	Sv	CG	ShO	IP	ER	H	BB	SO	AB/ BA
2012	14/11	8.79	4-	5	.444	0	0	0/1	56.3	55	92	14	25	241/382
2013	13/9	7.29	2-	5	.286	0	0	0/0	42.0	34	68	17	25	179/380
2014	11/4	7.71	0-	2	.000	0	0	0/0	30.3	26	43	13	15	130/331
2015	12/11	5.53	3-	6	.500	0	1	0/0	53.2	33	69	10	28	215/321
<b>Totals</b>	<b>50/35</b>	<b>7.33</b>	<b>9-</b>	<b>18</b>	<b>.308</b>	<b>0</b>	<b>1</b>	<b>0/1</b>	<b>181.8</b>	<b>148</b>	<b>272</b>	<b>54</b>	<b>93</b>	<b>765/356</b>

## Dustin Storm (Webb City, Mo./Webb City High School)

	G/BS	ERA	W-	L	Pct.	Sv	CG	ShO	IP	ER	H	BB	SO	AB/ BA
1993	10/2	7.71	2-	1	.667	0	0	0/0	32.7	28	52	18	21	143/364
1994	14/3	2.93	2-	2	.500	0	1	0/0	40.0	13	46	16	23	162/284
1995	12/8	4.86	4-	2	.667	0	1	1/0	53.7	29	72	18	28	225/320
1996	15/8	5.50	3-	7	.300	0	2	1/0	52.0	26	89	12	29	214/276
<b>Totals</b>	<b>51/21</b>	<b>4.84</b>	<b>12-</b>	<b>8</b>	<b>.600</b>	<b>0</b>	<b>4</b>	<b>2/0</b>	<b>178.3</b>	<b>96</b>	<b>229</b>	<b>64</b>	<b>101</b>	<b>744/308</b>

## Brad Stroud (Frontenac, Kan./Frontenac High School)

	G/BS	ERA	W-	L	Pct.	Sv	CG	ShO	IP	ER	H	BB	SO	AB/ BA
2000	1/0	0.00	0-	0	.000	0	0	0/0	1.0	5	3	2	0	6/500
2001	10/4	9.00	1-	0	1.000	0	0	0/0	23.0	23	37	18	22	98/378
2002	11/2	4.39	3-	0	1.000	0	2	0/1	26.7	13	24	16	19	99/242
2003	8/4	11.65	1-	1	.500	0	0	0/0	17.0	22	29	13	20	77/377
2004	14/13	5.97	8-	2	.599	0	2	1/0	69.3	46	77	49	61	271/284
<b>Totals</b>	<b>44/23</b>	<b>7.16</b>	<b>13-</b>	<b>3</b>	<b>.717</b>	<b>0</b>	<b>4</b>	<b>1/1</b>	<b>137.0</b>	<b>109</b>	<b>170</b>	<b>98</b>	<b>124</b>	<b>551/309</b>

## Paul Sweeney (Escondido, Calif./Palomar College)

	G/BS	ERA	W-	L	Pct.	Sv	CG	ShO	IP	ER	H	BB	SO	AB/ BA
2002	17/10	3.45	12-	3	.800	2	5	1/0	80.7	31	87	24	59	312/279
2003	10/7	6.13	3-	5	.375	0	4	0/0	47.0	32	58	13	39	194/299
2005	27/17	4.40	15-	8	.652	2	9	1/0	127.7	63	145	37	98	506/289

## Kevin Tarter (Columbus, Kan./Columbus Unified High School)

	G/BS	ERA	W-	L	Pct.	Sv	CG	ShO	IP	ER	H	BB	SO	AB/ BA
1991	5/2	14.04	0-	2	.000	0	0	0/0	8.3	13	15	9	3	37/405

## Nate Templeton (West Des Moines, Iowa/Johnson County Community College)

	G/BS	ERA	W-	L	Pct.	Sv	CG	ShO	IP	ER	H	BB	SO	AB/ BA
2008	14/0	6.23	3-	2	.600	5	0	0/0	17.3	12	14	8	18	64/219
2009	11/9	7.02	1-	5	.166	0	0	0/0	59.0	46	91	21	34	264/344
2010	11/10	7.28	4-	4	.500	0	1	0/0	55.6	45	67	22	39	226/296
<b>Totals</b>	<b>36/19</b>	<b>7.08</b>	<b>8-</b>	<b>11</b>	<b>.421</b>	<b>5</b>	<b>1</b>	<b>0/0</b>	<b>131.0</b>	<b>103</b>	<b>172</b>	<b>51</b>	<b>91</b>	<b>554/310</b>

## Parker Tennill (Corpus Christi, Texas/ Angelo State University)

	G/BS	ERA	W-	L	Pct.	Sv	CG	ShO	IP	ER	H	BB	SO	AB/ BA
2023	12/1	8.86	2-	2	.500	0	0	0/0	21.1	21	29	14	17	90/322
2024	8/0	3.68	0-	0	.000	0	0	0/1	7.1	3	8	2	5	29/276
<b>Totals</b>	<b>20/1</b>	<b>7.53</b>	<b>2-</b>	<b>2</b>	<b>.500</b>	<b>0</b>	<b>0</b>	<b>0/1</b>	<b>28.2</b>	<b>24</b>	<b>37</b>	<b>16</b>	<b>22</b>	<b>119/311</b>

## Chase Terrell (Linwood, Kan./ Kansas City Kansas Community College)

	G/BS	ERA	W-	L	Pct.	Sv	CG	ShO	IP	ER	H	BB	SO	AB/ BA
2023	14/0	5.40	0-	0	.000	0	0	0/0	15.0	9	24	2	4	64/375
2024	14/0	3.55	0-	0	.000	0	0	0/1	12.2	5	15	3	7	48/313
<b>Totals</b>	<b>28/0</b>	<b>4.55</b>	<b>0-</b>	<b>0</b>	<b>.000</b>	<b>0</b>	<b>0</b>	<b>0/1</b>	<b>27.2</b>	<b>14</b>	<b>39</b>	<b>5</b>	<b>11</b>	<b>112/348</b>

## Tyler Thompson (Steele, Mo./Missouri State University)

	G/BS	ERA	W-	L	Pct.	Sv	CG	ShO	IP	ER	H	BB	SO	AB/ BA
2014	13/11	4.30	5-	5	.500	0	4	1/0	73.3	35	73	24	77	285/256

## Tripp Tucker (Lamar, Mo./Lamar High School)

	G/BS	ERA	W-	L	Pct.	Sv	CG	ShO	IP	ER	H	BB	SO	AB/ BA
2016	9/0	12.10	1-	0	1.00	0	0	0/0	9.7	13	14	12	8	37/378
2017	12/0	8.24	2-	0	.000	0	0	0/0	19.0	18	25	12	11	78/321
<b>Totals</b>	<b>21-0</b>	<b>10.17</b>	<b>1-2</b>	<b>0</b>	<b>.333</b>	<b>0</b>	<b>0</b>	<b>0/0</b>	<b>29.4</b>	<b>41</b>	<b>39</b>	<b>24</b>	<b>25</b>	<b>115/350</b>

## Dustin Ulrich (Lee's Summit, Mo./Lee's Summit High School)

	G/BS	ERA	W-	L	Pct.	Sv	CG	ShO	IP	ER	H	BB	SO	AB/ BA
2011	11/0	15.75	0-	1	.000	0	0	0/0	12.0	21	25	7	7	59/424
2012	6/6	8.16	1-	3	.250	0	1	1/0	28.7	26	37	12	14	112/330
2013	2/0	0.00	0-	0	.000	0	0	0/0	2.7	0	3	0	1	11/273
2014	8/3	5.35	1-	1	.500	0	0	0/0	24.3	13	32	5	5	100/320
<b>Totals</b>	<b>27/9</b>	<b>7.98</b>	<b>2-</b>	<b>5</b>	<b>.286</b>	<b>0</b>	<b>1</b>	<b>1/0</b>	<b>67.7</b>	<b>60</b>	<b>97</b>	<b>24</b>	<b>27</b>	<b>282/344</b>

## Ryan Ulrich (Lee's Summit, Mo./Lee's Summit High School)

	G/BS	ERA	W-	L	Pct.	Sv	CG	ShO	IP	ER	H	BB	SO	AB/ BA
2005	9/0	3.45	1-	0	1.000	0	0	0/1	15.7	6	12	6	9	53/226
2006	8/1	10.45	1-	0	1.000	0	0	0/0	10.3	12	16	10	3	41/390
2007	3/0	2.70	0-	0	.000	0	0	0/0	3.3	1	7	1	1	16/438
<b>Totals</b>	<b>20/1</b>	<b>5.84</b>	<b>2-</b>	<b>0</b>	<b>1.000</b>	<b>0</b>	<b>0</b>	<b>0/1</b>	<b>29.3</b>	<b>19</b>	<b>35</b>	<b>17</b>	<b>13</b>	<b>110/318</b>

## Blake Vail (Frontenac, Kan./Frontenac High School)

	G/BS	ERA	W-	L	Pct.	Sv	CG	ShO	IP	ER	H	BB	SO	AB/ BA
2014	4/0	18.00	0-	0	.000	0	0	0/0	2.0	4	7	4	0	11/455
2015	12/0	8.31	0-	0	.000	0	0	0/0	17.3	16	21	3	7	67/313
2016	4/1	81.00	0-	1	.000	0	0	0/0	1.0	9	8	4	1	12/667
<b>Totals</b>	<b>20/1</b>	<b>12.86</b>	<b>0-</b>	<b>1</b>	<b>.000</b>	<b>0</b>	<b>0</b>	<b>0/0</b>	<b>20.3</b>	<b>29</b>	<b>36</b>	<b>11</b>	<b>8</b>	<b>90/400</b>

## Brandon Valentine (Ottawa, Kan./Allen County Community College)

	G/BS	ERA	W-	L	Pct.	Sv	CG	ShO	IP	ER	H	BB	SO	AB/ BA
1997	3/0	7.36	0-	0	.000	0	0	0/0	3.7	3	4	6	3	17/235

# Pitching Statistics ('91-pres.)

## Ethan Vanderpool (Gravette, Ark./Longview Community College)

	G/BS	ERA	W-	L	Pct.	Sv	CG	ShO	IP	ER	H	BB	SO	AB/ BA
2017	16/16	6.70	2-	5	.286	0	0	0/0	49/7	37	84	24	44	225/ 264
2018	9/2	5.85	2-	1	.666	0	0	0/0	20/0	13	25	13	15	86/291
Totals	25/18	6.46	4-	6	.400	2	0	0/0	69/7	50	107	37	59	311/344

## Todd Veeman (Augusta, Kan./Augusta High School)

	G/BS	ERA	W-	L	Pct.	Sv	CG	ShO	IP	ER	H	BB	SO	AB/ BA
1992	8/6	4.37	4-	2	.500	0	2	0/0	35/0	17	38	21	25	143/ 266
1993	7/5	4.58	4-	2	.667	0	1	0/0	37/3	19	37	16	22	133/ 242
1994	9/9	5.44	5-	2	.714	0	1	1/0	41/3	25	48	20	29	171/ 281
1995	7/6	5.16	3-	1	.750	0	1	1/0	29/7	17	33	12	17	119/ 277
Totals	31/26	4.90	14-	7	.667	0	5	2/0	143.3	78	156	69	93	586/ 266

## Miles Wagner (Granbury, Texas/Fort Scott Community College)

	G/BS	ERA	W-	L	Pct.	Sv	CG	ShO	IP	ER	H	BB	SO	AB/ BA
2017	2/0	21.60	0-0	0	.000	0	0	0/0	1.7	4	6	2	0	11/ 545

## Grayson Walden (Columbus, Kan./Coffeyville Community College)

	G/BS	ERA	W-	L	Pct.	Sv	CG	ShO	IP	ER	H	BB	SO	AB/ BA
2024	3/0	11.57	0-0	0	.000	0	0	0/0	2.1	3	5	1	1	12/ 417

## Clint Walker (Altoona, Kan./Altoona-Midway High School)

	G/BS	ERA	W-	L	Pct.	Sv	CG	ShO	IP	ER	H	BB	SO	AB/ BA
1996	3/0	10.13	0-0	0	.000	1	0	0/0	2.7	3	3	4	3	11/ 273
1997	5/0	1.17	0-0	0	.000	0	0	0/0	7.7	1	8	2	3	33/ 242
1998	3/2	14.46	2-0	1	1.000	0	1	0/0	9.3	15	16	8	7	40/ 400
Totals	11/2	8.69	2-	1	.667	1	1	0/0	19.7	19	27	14	13	84/ 321

## Willie Walters (Lenexa, Kan./Highland Community College)

	G/BS	ERA	W-	L	Pct.	Sv	CG	ShO	IP	ER	H	BB	SO	AB/ BA
1992	5/3	10.26	0-	3	.000	0	0	0/0	16.7	19	25	13	7	77/ 325
1993	6/5	8.20	1-	4	.200	0	0	0/0	26.3	24	30	19	18	109/ 275
1994	2/1	3.86	0-0	0	.000	0	0	0/0	4.7	2	7	4	2	17/ 412
Totals	13/9	8.50	1-	7	.125	0	0	0/0	47.7	45	62	36	27	203/ 305

## Dalton Weaver (Riverton, Kan./Neosho Community College)

	G/BS	ERA	W-	L	Pct.	Sv	CG	ShO	IP	ER	H	BB	SO	AB/ BA
2019	8/0	3.12	1-0	1	1.000	0	0	0/0	8.7	3	7	8	6	30/ 233
2020	3/0	0.00	0-0	0	.000	0	0	0/0	1.0	0	1	4	1	3/ 333
Totals	11/0	2.78	1-0	1	1.000	0	0	0/0	9.7	3	8	12	7	33/ 283

## Durk Wecker (Marysville, Kan./Neosho County Community College)

	G/BS	ERA	W-	L	Pct.	Sv	CG	ShO	IP	ER	H	BB	SO	AB/ BA
2007	8/6	8.45	1-	3	.250	0	1	0/0	33.0	31	50	12	33	142/ 352

## Parker Weddle (Kansas City, Mo./University of Nebraska-Omaha)

	G/BS	ERA	W-	L	Pct.	Sv	CG	ShO	IP	ER	H	BB	SO	AB/ BA
2023	22/2	3.86	2-0	1	.667	4	0	0/0	30.1	13	27	16	34	118/ 229
2024	4/0	16.20	0-0	0	.000	0	0	0/0	3.1	6	7	1	4	18/ 389
Totals	26/2	5.08	2-	1	.667	4	0	0/0	33.2	19	34	17	38	136/ 250

## Josh Weems (Blue Springs, Mo./Kansas City Kansas Community College)

	G/BS	ERA	W-	L	Pct.	Sv	CG	ShO	IP	ER	H	BB	SO	AB/ BA
1998	11/8	7.04	6-	3	.667	0	4	0/0	47.3	37	51	35	48	196/ 260
1999	11/7	6.47	4-	3	.571	2	1	0/1	40.3	29	42	22	41	155/ 271
Totals	22/15	6.78	10-	6	.625	2	5	0/1	87.7	66	93	57	49	351/ 265

## Clay Wesbrooks (Augusta, Kan./Barton Community College)

	G/BS	ERA	W-	L	Pct.	Sv	CG	ShO	IP	ER	H	BB	SO	AB/ BA
2021	9/1	11.30	0-1	0	.000	0	0	0/0	14.1	18	25	1	11	68/ 368

## Cody White (Hemet, Calif. / California State University Bakersfield)

	G/BS	ERA	W-	L	Pct.	Sv	CG	ShO	IP	ER	H	BB	SO	AB/ BA
2018	18/0	2.74	2-1	1	.667	11	0	0/0	23.0	7	23	12	31	93/ 247

## Cody Whiting (Spring, Texas/Texas A&M University)

	G/BS	ERA	W-	L	Pct.	Sv	CG	ShO	IP	ER	H	BB	SO	AB/ BA
2017	16/14	5.35	4-	6	.400	0	0	0/0	72.3	43	76	42	81	284/ 268
2018	11/11	3.34	4-0	0	1.000	0	0	0/0	55.7	34	54	25	58	211/ 256
Totals	27/25	5.34	8-	6	.571	0	0	0/0	128	76	130	67	139	495/ 263

## Brett Wiemers (Pittsburg, Kan./Neosho Community College)

	G/BS	ERA	W-	L	Pct.	Sv	CG	ShO	IP	ER	H	BB	SO	AB/ BA
2022	14/3	7.99	1-0	1	1.000	0	0	0/0	23.2	21	32	11	15	100/ 320
2023	3/0	30.86	0-0	0	.000	0	0	0/0	2.1	8	1	1	2	15/ 533
2024	7/2	3.00	1-0	1	1.000	0	0	0/1	15.0	5	9	9	9	52/ 173
Totals	24/5	7.46	2-	0	1.000	0	0	0/0	41.0	34	49	21	26	167/ 293

## Carl Wilson (Carl Junction, Mo./Carl Junction High School)

	G/BS	ERA	W-	L	Pct.	Sv	CG	ShO	IP	ER	H	BB	SO	AB/ BA
1991	5/1	13.85	0-1	0	.000	0	0	0/0	13.0	20	26	14	6	65/ 400
1992	9/1	7.79	0-0	0	.000	0	0	0/0	17.3	15	19	12	18	73/ 260
1993	6/2	4.24	1-1	1	.500	0	1	0/0	23.3	11	22	16	16	87/ 253
Totals	20/4	7.71	1-	2	.333	0	1	0/0	53.7	46	67	42	40	225/ 298

## Matt Wilson (Plymouth, Minn./Neosho County Community College)

	G/BS	ERA	W-	L	Pct.	Sv	CG	ShO	IP	ER	H	BB	SO	AB/ BA
2005	4/0	12.46	0-0	0	.000	0	0	0/0	4.3	6	7	7	3	20/ 350

## Andrew Wisner (Wichita, Kan./Butler Community College)

	G/BS	ERA	W-	L	Pct.	Sv	CG	ShO	IP	ER	H	BB	SO	AB/ BA
2023	20/0	8.16	1-0	1	.500	3	0	0/0	14.1	13	12	9	15	56/ 314
2024	5/0	5.40	0-0	0	.000	3	0	0/1	5.3	3	6	2	7	21/ 286
Totals	25/0	7.45	1-	1	.500	6	0	0/1	19.1	16	18	11	22	77/ 234

## Shane Wood (Fort Scott, Kan./Baker University)

	G/BS	ERA	W-	L	Pct.	Sv	CG	ShO	IP	ER	H	BB	SO	AB/ BA
1992	7/6	7.09	3-	2	.600	0	0	0/0	26.7	21	31	21	14	107/ 290

## Cody Wren (Baxter Springs, Kan./Allen County Community College)

	G/BS	ERA	W-	L	Pct.	Sv	CG	ShO	IP	ER	H	BB	SO	AB/ BA
2012	13/0	4.38	1-2	3	.333	3	0	0/0	24.2	12	31	8	18	100/ 310
2013	14/12	6.06	4-	6	.400	0	1	1/0	62.3	42	85	19	47	260/ 327
Totals	27/12	5.61	5-	8	.385	3	1	1/0	86.7	54	116	27	65	360/ 322

# Pitching Statistics ('91-pres.)

## Chad Wright (Lawrence, Kan./Butler County Community College)

	G/GS	ERA	W-	L	Pct.	Sv	CG	ShO	IP	ER	H	BB	SO	AB/ BA	
2004	12/3	6.85	2-	3	.698	0		1	0/0	23.7	18	26	14	16	91/ .286

## Cole Young (Shawnee, Kan./Kansas City Kansas Community College)

	G/GS	ERA	W-	L	Pct.	Sv	CG	ShO	IP	ER	H	BB	SO	AB/ BA
1996	7/0	6.08	1-	2	.333	1	0	0/0	13.3	9	14	5	11	57/ .246
1997	1/0	0.00	0-	0	.000	0	0	0/0	1.0	0	0	2	0	3/ .000
Totals	8/0	5.65	1-	2	.333	1	0	0/0	14.3	9	14	7	11	60/ .233

## Nate Young (Osawatomie, Kan./Osawatomie High School)

	G/GS	ERA	W-	L	Pct.	Sv	CG	ShO	IP	ER	H	BB	SO	AB/ BA
1997	3/1	16.88	0-	0	.000	0	0	0/0	5.3	10	9	7	2	23/ .391
1998	1/1	4.50	1-	0	1.000	0	0	0/0	4.0	2	7	2	4	16/ .438
Totals	4/2	11.57	1-	0	1.000	0	0	0/0	9.3	12	16	9	6	39/ .410

## Luke Zeller (Lee's Summit, Mo./Cowley Community College)

	G/GS	ERA	W-	L	Pct.	Sv	CG	ShO	IP	ER	H	BB	SO	AB/ BA
2010	8/1	6.97	0-	3	.000	2		1	0/0	10.3	8	14	12	38/ .368

# All-Time Squad Members

## 1962

Bowman, Wally  
Carter, Ed  
Chew, Jerry  
Collins, Cliff  
Desetto, Andrew  
Driver, Fred  
Dunbar, Dave  
Gill, Bill  
Goodwin, Clair  
Grenrod, David  
Grier, Mike  
Harrison, Jim  
Hatfield, Gary  
Head, Jim  
Heydenberk, Jerry  
Hooper, George  
Howton, Chuck  
Kersten, George  
Laughlin, Dwight  
Lindsey, Ed  
McCourt, Tom  
McLean, Ben  
Pellman, George  
Rhea, Ronald  
Seever, Don  
Steed, Gary  
Sturdevant, Chuck  
Tash, Dorsey  
Trecee, Dwayne  
Wilson, Carl  
Wilson, Mike  
Ortolani, Al - Head Coach  
White, Ed - Asst. Coach

## 1963

Bishop, Bill  
Bowman, Wally  
Brown, Fred  
Carter, Ed  
Desetto, Andrew  
Fite, Larry  
Goodwin, Clair  
Harrison, Jim  
Hayes, Jerry  
Howton, Chuck  
Kahmann, Gary  
Kirkendoll, Greg  
Kirkendoll, Mike  
Kunstel, Ken  
Laughlin, Dwight  
Levans, Jerry  
Lewark, Mike  
Lindsey, Dave  
McLean, Ben  
Merritt, Jim  
Nakamura, Les  
Potts, Jerry  
Sturdevant, Chuck  
Tash, Dorsey  
Thomas, Danny  
Ward, Larry  
Wilson, Carl  
Wilson, Mike  
Wright, Jerry  
Ortolani Al - Head Coach  
McCourt, Tom - Asst. Coach  
Wyatt, Jim - Asst. Coach

## 1964

Bowman, Wally  
Brown, Fred  
Cassidy, Gary  
Haverly, Gary  
Howton, Chuck  
Kahmann, Gary  
Kirkendoll, Dennis  
Kirkendoll, Greg  
Laughlin, Dwight  
Leever, Don  
Lindsey, Dave  
Nakamura, Les  
Mazzie, Carl  
Meadows, Don  
Merritt, Jim  
Mingori, Steve  
Smith, Mike  
Turner, Warren  
Watson, Dennis  
Winton, Tom

Wilson, Mike  
Ortolani, Al - Head Coach  
Sturdevant, Chuck - Asst. Coach

## 1965

Bailey, Jeff  
Brown, Fred  
Compton, Kerry  
Cassidy, Gary  
Eagen, Steve  
Harmon, Pat  
Henderson, Gary  
Kahmann, Gary  
Kloster, Gary  
Merritt, Jim  
Ross, Dave  
Swan, Tom  
Torrence, Jim  
Watson, Dennis  
Winton, Tom  
Wilson, Mike  
Ortolani, Al - Head Coach  
Head, Jim - Asst. Coach  
Lindsey, Dave - Asst. Coach

## 1966

Bever, Steve  
Cassidy, Gary  
Eagen, Steve  
Harmon, Pat  
Hedges, Jay  
Hurst, Barry  
Jack, Marvin  
King, Jim  
Mejia, Rene  
Merritt, Jim  
Rink, Bill  
Ross, Dave  
Sigafoose, Jerry  
Smith, Mike  
Swan, Tom  
Torrence, Jim  
Tucker, Bill  
Watson, Dennis  
Wilcox, Bill  
Winton, Tom  
Ortolani, Al - Head Coach  
Page, Don - Asst. Coach  
Kersten, George - Asst. Coach

## 1967

Bever, Steve  
Cassidy, Gary  
Eagen, Steve  
Harmon, Pat  
Hedges, Jay  
Hurst, Barry  
Kunstel, Terry  
Long, Richard  
Mejia, Rene  
Orfotelli, Mike  
Rink, Bill  
Sage, Marshal  
Schieffelbein, Mark  
Swan, Tom  
Tackett, Terry  
Terbovich, Larry  
Torrence, Jim  
Watson, Dennis  
Wilcox, Bill  
Ortolani, Al - Head Coach  
Calo, John - Asst. Coach  
Sears, Dave - Asst. Coach

## 1968

Back, Bob  
Bever, Steve  
Brennan, Jim  
Brezavar, Don  
Brown, V.J.  
Broyles, Chuck  
Bush, Jim  
Cline, Wendell  
Ferns, Fran  
Foote, Bill  
Fowler, Joe  
Grimaldi, Gary  
Harmon, Pat  
Hurst, Barry  
Kunstel, Terry

Little, Jim  
Long, Richard  
McKinnis, Jim  
Mejia, Rene  
Rink, Bill  
Sigmon, Sanford  
Swan, Tom  
Tackett, Terry  
Treadway, Chuck  
Ortolani, Al - Head Coach  
Torrence, Jim - Asst. Coach  
Watson, Dennis - Asst. Coach

## 1969

Bever, Steve  
Brennan, Jim  
Brezavar, Don  
Brown, V.J.  
Bush, Jim  
Cline, Wendell  
Ferns, Fran  
Foote, Bill  
Fowler, Joe  
Grimaldi, Gary  
Hicks, Tom  
Hudson, John  
Hurst, Barry  
Lance, Ray  
McKinnis, Jim  
Mejia, Rene  
Naccarato, Frank  
Sigmon, Sanford  
Wiskur, Jim  
Ortolani, Al - Head Coach  
Rink, Bill - Asst. Coach  
Ross, Dave - Asst. Coach  
Harmon, Pat - Asst. Coach

## 1970

Beggs, Jim  
Brennan, Jim  
Brezavar, Don  
Cline, Wendell  
Dellasega, Steve  
Diskin, Jeff  
Edwards, Troy  
Ferns, Fran  
Fowler, Joe  
Grimaldi, Gary  
Hicks, Tom  
Howard, Steve  
Hudson, John  
Jeck, Dave  
Lance, Ray  
Milsap, Rex  
Naccarato, Frank  
Sigmon, Sanford  
Smith, Chuck  
Tackett, Terry  
Ortolani, Al - Head Coach  
Mejia, Rene - Asst. Coach  
Ross, Dave - Asst. Coach

## 1971

Clark, Rick  
Cline, Wendell  
Conley, Al  
Debrick, Jim  
Dellasega, Steve  
Dodson, Doug  
Ferns, Fran  
Fowler, Joe  
Franchione, Dennis  
Gardner, Chuck  
Grimaldi, Gary  
Hudson, John  
Jeck, Dave  
Lamb, Don  
Lance, Ray  
Meschewski, Jim  
Naccarato, Frank  
Putthoff, Greg  
Smith, Chuck  
Williamson, Barry  
Ortolani, Al - Head Coach  
Ross, Dave - Asst. Coach  
Fowler, Joe - Player/Coach

## 1972

Dellasega, Steve

Dodson, Doug  
Ewan, Rich  
Fitts, Greg  
Fye, Sam  
Jeck, Dave  
Knowles, Dave  
Lauber, Rich  
Love, Randy  
Naccarato, Frank  
Neill, Pat  
Schieffelbein, Paul  
Smardo, Steve  
Smith, Chuck  
Smith, C.E.  
Spencer, Alan  
Williamson, Barry  
Ortolani, Al - Asst. Coach  
Clark, Rick - Asst. Coach  
Fowler, Joe - Asst. Coach

## 1991

Bailey, Kyle - RHP  
Broyles, Joe - C/RHP  
Chapo, Tommy - RHP  
Coester, Aaron - OF  
Cook, Ken - C  
Cook, Phil - INF  
DeWitt, Danny - RHP  
Haraughty, Troy - LHP  
Haslett, Richard - RHP  
Kipp, Mike - RHP/Coach  
Kratz, Greg - OF/INF  
Krouse, Brad - RHP  
Large, David - RHP  
Madison, Jimmy - OF  
Mantz, Toby - OF/RHP  
McDown, Derrick - OF  
Miller, Eric - INF  
Mishler, Kevin - INF  
Murray, Greg - C  
Nolan, Barry - INF  
Oertle, Kraig, INF  
Phipps, Tim - C  
Qualls, David - OF  
Shaffer, Travis, RHP  
Sparks, Paul - RHP  
Stanley, Chuck - RHP  
Tarter, Kevin - RHP  
Tedlock, Mickey - INF  
Van Royen, Russ - LHP  
Vilela, Denny - INF  
Wilson, Carl - OF/RHP  
Bever, Steve - Head Coach  
Flood, Pete - Asst. Coach  
Gross, Arden - Asst. Coach  
Potocnik, John - Asst. Coach  
Wilson, R.J. - Asst. Coach  
Bloomcamp, Steve - Trainer

## 1992

Bailey, Kyle - RHP  
Bever, Gabe - RHP  
Cook, Ken - C  
Cook, Phil - INF  
Crough, Jeff - LHP  
DeLaTorre, Jeff - OF  
DeWitt, Danny - RHP  
Diskin, Todd - C  
Haslett, Richard - RHP  
Kipp, Mike - RHP  
Kratz, Greg - OF/INF  
Lutz, Darin - INF/OF  
Mantz, Toby - OF/RHP  
Miller, Eric - INF  
Misher, Kevin - INF  
Murray, Greg - C  
Nolan, Barry - INF  
Oertle, Kraig - INF  
Qualls, David - OF  
Reed, Todd - RHP  
Rich, Jaison - INF  
Roybal, Lance - INF  
Schenker, Kraig - RHP  
Shaffer, Travis - RHP  
Veeman, Todd - LHP  
Vilela, Denny - INF  
Walters, Willie - RHP  
Williams, B.J. - INF  
Wilson, Carl - OF/RHP

# All-Time Squad Members

Wood, Shane - RHP  
 Yowell, Lance - C  
 Bever, Steve - Head Coach  
 Flood, Pete - Asst. Coach  
 Krokroskia, Sean - Asst. Coach  
 Potocnik, John - Asst. Coach  
 Rogers, Joe - Asst. Coach  
 Wilson, R.J. - Asst. Coach  
 Bloomcamp, Steve - Trainer

## 1993

Bailey, Kyle - RHP  
 Beach, Scott - RHP  
 Beitzinger, J.D. - RHP  
 Brewster, Kurt - INF  
 Capron, Pat - OF  
 Carroll, Terry - LHP  
 Cicero, Rob - OF  
 Cleland, John - OF  
 Cook, Ken - C  
 Crough, Jeff - LHP  
 DeLaTorre, Jeff - OF  
 DeWitt, Danny - RHP  
 Diskin, Todd - C  
 Ferraro, Denny - RHP  
 Fey, Brandon - LHP  
 Karnes, Dale - RHP/INF  
 Keeney, Brian - INF/DH  
 Kipp, Mike - RHP  
 Kratz, Greg - OF/INF  
 Mendoza, Benny - INF  
 Miller, Eric - INF  
 Murphy, Kevin - RHP  
 Murray, Greg - C  
 Nolan, Barry - INF  
 Okeefe, David - OF  
 Pasteur, Brian - INF  
 Pinter, Scott - OF  
 Qualls, David - OF  
 Reed, Todd - RHP  
 Rich, Jaison - INF  
 Schiefelbein, Gary - OF  
 Storm, Dustin - RHP  
 Vandervoort, Chris - INF  
 Veeman, Todd - LHP  
 Vilela, Denny - INF  
 Walters, Willie - RHP  
 Ward, Craig - C  
 Williams, B.J. - INF  
 Yowell, Lance - C  
 Bever, Steve - Head Coach  
 Fite, Dave - Asst. Coach  
 Jacquinet, Brad - Asst. Coach  
 Krokroskia, Sean - Asst. Coach  
 Messersmith, Hal - Asst. Coach  
 Potocnik, John - Asst. Coach  
 Bloomcamp, Steve - Trainer

## 1994

Babcock, Trent - INF  
 Beach, Scott - RHP  
 Boese, Troy - RHP  
 Brewster, Kurt - INF  
 Buckley, Brad - RHP  
 Campbell, Derek - OF  
 Capron, Pat - OF  
 Carroll, Terry - LHP  
 Cleland, John - OF  
 Cook, Ken - C  
 DeLaTorre, Jeff - OF  
 Diskin, Todd - C  
 Ferraro, Denny - RHP  
 Fey, Brandon - LHP  
 Fleming, Mike - LHP  
 Hembree, Jason - RHP  
 Keeney, Brian - INF/DH  
 Keller, Jeramy - C  
 Kistler, Thadd - RHP  
 Kratz, Greg - OF/INF  
 Kuzmik, Frank - RHP  
 Miller, Eric - INF  
 Murphy, Kevin - RHP  
 Okeefe, David - OF  
 Pasteur, Brian - INF  
 Pinter, Scott - OF  
 Qualls, David - OF  
 Radell, Steve - RHP  
 Rich, Jaison - INF  
 Rigdon, Spence - LHP  
 Schiefelbein, Gary - OF

Schnichels, Paul - LHP  
 Stanley, Roger - RHP  
 Storm, Dustin - RHP  
 Vandervoort, Chris - INF  
 Veeman, Todd - LHP  
 Walters, Willie - RHP  
 Ward, Craig - C  
 Yowell, Lance - C  
 Bever, Steve - Head Coach  
 Fite, Dave - Asst. Coach  
 Grimaldi, Gary - Asst. Coach  
 Krokroskia, Sean - Asst. Coach  
 Potocnik, John - Asst. Coach  
 Bloomcamp, Steve - Trainer

## 1995

Allen, Jay - RHP  
 Babcock, Trent - INF  
 Beach, Scott - RHP  
 Boese, Troy - RHP  
 Brown, Jared - INF  
 Cleland, John - OF  
 Darst, Ryan - INF  
 Fey, Brandon - LHP  
 Gray, Tony - RHP  
 Hanson, Jake - LHP  
 Hembree, Jason - RHP  
 Henderson, Jeremy - RHP  
 Keller, Jeramy - C  
 Kratz, Greg - OF/INF  
 Kraus, Greg - OF  
 Lohse, Jeff - LHP  
 Lyman, Jeff - OF  
 Murphy, Kevin - RHP  
 Myers, Matt - OF  
 Pasteur, Brian - INF  
 Pinter, Scott - OF  
 Rigdon, Scott - LHP  
 Segraves, Greg - C  
 Shorter, Justin - RHP  
 Snow, Mike - LHP  
 Stanley, Roger - RHP  
 Steiner, Ryan - INF  
 Storm, Dustin - RHP  
 Vandervoort, Chris - INF  
 Veeman, Todd - LHP  
 Walker, Clint - RHP  
 Williams, Jason - INF  
 Young, Nate - LHP  
 Yowell, Lance - C  
 Bever, Steve - Head Coach  
 Buckley, Brad - Asst. Coach  
 Fite, Dave - Asst. Coach  
 Grimaldi, Gary - Asst. Coach  
 Krokroskia, Sean - Asst. Coach  
 Potocnik, John - Asst. Coach  
 Bloomcamp, Steve - Trainer

## 1996

Allen, Jay - RHP  
 Bellmeyer, Joe - RHP  
 Brown, Jared - INF  
 Cleland, John - OF  
 Cochran, Chris - OF  
 Cosens, Chad - LHP  
 Cronk, Daryl - RHP  
 Darst, Ryan - INF  
 Drake, Mark - OF  
 Eddington, Marc - RHP  
 Esposito, Daniel - INF  
 Fey, Brandon - LHP  
 Gillispie, Doug - RHP  
 Gray, Tony - RHP  
 Griggs, Bert - RHP  
 Hanson, Jake - LHP  
 Kraus, Greg - OF  
 Lohse, Jeff - LHP  
 Lohse, John - OF  
 Loy, Kris - LHP  
 Lyman, Jeff - OF  
 McDonald, John - INF  
 Murphy, Kevin - RHP  
 Myers, Matt - OF  
 Myers, Tom - OF  
 Noteboom, Dave - RHP  
 O'Haver, Mike - C  
 Pasteur, Brian - INF  
 Pauzaskie, Steve - INF/OF  
 Rupert, Francis - INF

Segraves, Greg - C  
 Shorter, Justin - RHP  
 Smith, Jeremy - INF  
 Snow, Mike - LHP  
 Stahl, Nate - RHP  
 Stanley, Roger - RHP  
 Storm, Dustin - RHP  
 Valentine, Brandon - RHP  
 Vandervoort, Chris - INF  
 Veeman, Todd - LHP  
 Walker, Clint - RHP  
 Young, Cole - RHP  
 Young, Nate - LHP  
 Yowell, Lance - C  
 Bever, Steve - Head Coach  
 Buckley, Brad - Asst. Coach  
 Fite, Dave - Asst. Coach  
 Grimaldi, Gary - Asst. Coach  
 Krokroskia, Sean - Asst. Coach  
 McCune, Ryan - Asst. Coach  
 Potocnik, John - Asst. Coach  
 Bloomcamp, Steve - Trainer

## 1997

Allen, Jay - RHP  
 Baker, Ryan - OF  
 Becker, Aaron - INF  
 Brown, Jared - INF  
 Burroughs, Marlon - INF  
 Cochran, Chris - OF  
 Cronk, Daryl - RHP  
 Drake, Mark - OF  
 Eddington, Marc - RHP  
 Esposito, Daniel - INF  
 Fimmen, Tom - LHP  
 Gillispie, Doug - RHP  
 Goins, Justin - OF  
 Griggs, Bert - RHP  
 Hutchison, Nate - INF  
 Kinsey, Austin - INF  
 Kraus, Greg - OF  
 Lawrenz, Damon - RHP  
 Lohse, John - OF  
 Loy, Kris - LHP  
 Madden, Gene - RHP  
 McDonald, John - INF  
 Morse, Ryan - OF/INF  
 Murphy, Kevin - RHP  
 Myers, Matt - OF  
 Myers, Tom - OF  
 Norton, Robert - RHP  
 Noteboom, Nate - RHP  
 O'Haver, Mike - C  
 Qualls, Aaron - C  
 Segraves, Greg - C  
 Shaw, Justin - LHP  
 Shields, Wes - INF  
 Shorter, Brad - INF  
 Stephenson, Shannon - OF  
 Valentine, Brandon - RHP  
 Walker, Clint - RHP  
 Young, Cole - RHP  
 Young, Nate - LHP  
 Bever, Steve - Head Coach  
 Buckley, Brad - Asst. Coach  
 Grimaldi, Gary - Asst. Coach  
 Hanson, Jake - Asst. Coach  
 Manderino, Mike - Asst. Coach  
 Potocnik, John - Asst. Coach  
 Hornback, Doug - Trainer  
 Hudson, Brett - Trainer

## 1998

Baker, Ryan - OF  
 Becker, Aaron - INF  
 Berry, Ryan - RHP  
 Billington, Jeremy - RHP  
 Cronk, Daryl - RHP  
 Drake, Mark - OF  
 Gillispie, Doug - RHP  
 Hutchison, Nate - INF  
 Kinsey, Austin - INF  
 Krieger, Grant - INF  
 Lawrenz, Damon - RHP  
 Lohse, John - OF  
 Loy, Kris - LHP  
 Morse, Ryan - OF  
 Myers, Tom - OF  
 O'Haver, Mike - C  
 Polter, Ryan - INF

Qualls, Aaron - C  
 Rehmer, Justin - RHP  
 Schultz, Scott - INF/RHP  
 Shaw, Justin - LHP  
 Shorter, Brad - C  
 Shorter, Chris - LHP  
 Stephenson, Shannon - OF  
 Walker, Clint - RHP  
 Weems, Josh - RHP  
 Weiert, Rob - INF  
 Womble, Ken - INF  
 Young, Nate - LHP  
 Bever, Steve - Head Coach  
 Buckley, Brad - Asst. Coach  
 Esposito, Daniel - Asst. Coach  
 Grimaldi, Gary - Asst. Coach  
 Hudson, Brett - Trainer  
 Jacquinet, Nick - Trainer  
 Lloyd, Drake - Trainer

## 1999

Annin, Justin - C  
 Baker, Ryan - OF  
 Berry, Ryan - RHP  
 Billington, Jeremy - RHP  
 Buckley, Ryan - INF  
 Burchett, Travis - LHP  
 Cronk, Daryl - RHP  
 Drake, Mark - OF  
 Gillispie, Doug - RHP  
 Kinsey, Austin - INF  
 Kinsey, Clint - RHP  
 Krieger, Grant - INF  
 Lohse, John - OF  
 Matlock, Keith - RHP  
 O'Haver, Mike - C  
 Parsons, Brett - LHP  
 Polter, Ryan - INF  
 Qualls, Aaron - C  
 Rehmer, Justin - RHP  
 Schultz, Andrew - INF/OF  
 Schultz, Scott - INF/RHP  
 Shaffer, Levi - RHP  
 Shorter, Chris - LHP  
 Smith, Steve - OF  
 Thomasson, Adam - OF  
 Weems, Josh - RHP  
 Weiert, Rob - INF  
 Womble, Ken - INF  
 Bever, Steve - Head Coach  
 Buckley, Brad - Asst. Coach  
 Grimaldi, Gary - Asst. Coach  
 Myers, Tom - Asst. Coach  
 Weiert, Jason - Asst. Coach  
 Dean, Charlie - Trainer  
 Hiatt, Matt - Trainer  
 Wagner, Ron - Trainer

## 2000

Annin, Justin - C  
 Becker, Aaron - INF  
 Bernhardt, Eric - RHP  
 Bonet, Andy - RHP  
 Boyes, Jarrett - C/INF  
 Brackett, Nat - RHP  
 Buckley, Ryan - INF  
 Burchett, Travis - LHP  
 Cleland, Scott - RHP  
 Erpelding, Darren - OF  
 Gham, Josh - C  
 Gillispie, Doug - RHP  
 Hamilton, Justin - OF  
 Hiatt, Matt - RHP  
 Lallemand, Troy - INF  
 Kinsey, Austin - INF  
 Kinsey, Clint - RHP  
 Krieger, Grant - INF  
 Lawson, Ryan - INF  
 Lohse, John - OF  
 Long, Aron - RHP  
 Matlock, Keith - RHP  
 Parsons, Brett - LHP  
 Price, Brad - RHP  
 Rhodes, Luke - OF  
 Schultz, Andrew - INF  
 Shaffer, Levi - RHP  
 Shewmake, Cole - OF  
 Smith, Steve - OF  
 Stroud, Brad - RHP

# All-Time Squad Members

Thomasson, Adam - OF  
 Willey, Aaron - OF  
 Womble, Ken - INF  
 Bever, Steve - Head Coach  
 Buckley, Brad - Asst. Coach  
 Cronk, Daryl - Asst. Coach  
 Grimaldi, Gary - Asst. Coach  
 Hiatt, Matt - Trainer  
 Niederlein, Ryan - Trainer

## 2001

Bernhardt, Eric - RHP  
 Bonet, Andy - RHP  
 Boyes, Jarrett - INF  
 Brackett, Nat - RHP  
 Buckley, Ryan - INF  
 Burchett, Travis - LHP  
 Burke, Ryan - OF  
 Clark, Adam - RHP  
 Cleland, Scott - RHP  
 Davidson, Matt - C  
 Endicott, Tony - RHP  
 Erpelding, Darren - OF  
 Gham, Josh - C  
 Hamilton, Justin - OF  
 Hendrickson, Mark - RHP  
 Henion, Josh - C  
 Hudson, Mark - INF  
 Johnson, Tad - INF  
 Jones, Tim - INF/OF  
 Krieger, Grant - INF  
 Lester, Travis - INF  
 Long, Aron - RHP  
 Parsons, Brett - LHP  
 Polsak, Chris - INF  
 Power, Brett - RHP  
 Price, Brad - RHP  
 Rhodes, Luke - OF  
 Schultz, Andrew - INF/OF  
 Shaffer, Levi - RHP  
 Shewmake, Cole - OF  
 Stroud, Brad - RHP  
 Thomasson, Adam - OF  
 Walters, Dan - INF  
 Willey, Aaron - OF  
 Womble, Ken - INF  
 Bever, Steve - Head Coach  
 Buckley, Brad - Asst. Coach  
 Esposito, Daniel - Asst. Coach  
 Allen, Will - Trainer

## 2002

Bevins, Ryan - INF  
 Boyes, Jarrett - INF  
 Brackett, Nat - LHP  
 Buckley, Ryan - INF  
 Burchett, Travis - LHP  
 Burke, Ryan - OF  
 Clark, Adam - RHP  
 Cleland, Scott - RHP  
 Clemens, Jason - RHP  
 Davidson, Matt - C  
 Endicott, Tony - RHP  
 Grosdidier, Michael - RHP  
 Hamblin, Nate - OF  
 Hamilton, Justin - OF  
 Hendrickson, Mark - RHP  
 Henion, Josh - C  
 Hoskinson, Garrett - C  
 Hudson, Mark - INF  
 Johnson, Tad - INF  
 Jones, Tim - OF  
 Lester, Travis - INF  
 Likely, Troy - OF  
 Little, Adam - C  
 Oldaker, Robby - INF  
 Parsons, Brett - LHP  
 Polk, Grant - INF/OF  
 Polsak, Chris - OF  
 Rickard, Brian - INF  
 Shewmake, Cole - OF  
 Sickmeyer, Steve - OF  
 Stroud, Brad - LHP  
 Swartz, Nathan - RHP  
 Sweeney, Paul - RHP  
 Walters, Dan - INF  
 Womble, Ken - INF  
 Bever, Steve - Head Coach  
 Buckley, Brad - Asst. Coach  
 Esposito, Daniel - Asst. Coach

Myers, Tommy - Asst. Coach  
 Power, Brett - Asst. Coach  
 Cheney, Nick - Trainer  
 Sweeney, Leigh - Trainer

## 2003

Ahlers, Brian - LHP/INF  
 Barnes, Cam - RHP  
 Boyes, Jarrett - INF  
 Burke, Ryan - OF  
 Campbell, Michael - INF  
 Cleland, Scott - RHP  
 Clemens, Jason - RHP  
 Davidson, Matt - C  
 Garrison, Joe - RHP  
 Grosdidier, Michael - RHP  
 Hamilton, Justin - OF  
 Henion, Josh - C  
 Hudson, Mark - INF  
 Lester, Travis - INF  
 Little, Adam - C  
 McCullough, Ross - RHP  
 Nichol, Mickey - OF  
 Oldaker, Robby - INF  
 Peltier, Craig - RHP  
 Polk, Grant - INF  
 Polsak, Chris - OF  
 Rickard, Brian - INF  
 Schultz, Beau - C  
 Shepard, Daniel - LHP  
 Shewmake, Cole - OF  
 Sickmeyer, Steve - OF  
 Smith, Derek - RHP  
 Stroud, Brad - LHP  
 Sweeney, Paul - RHP  
 Ulrich, Ryan - LHP  
 Walters, Dan - INF  
 Bever, Steve - Head Coach  
 Buckley, Brad - Asst. Coach  
 Esposito, Daniel - Asst. Coach  
 Jackson, Michael - Asst. Coach  
 Wheeler, Darren - Trainer

## 2004

Ahlers, Brian - LHP/INF  
 Alcorn, Matt - OF  
 Barnes, Cam - RHP  
 Boan, Jacob - OF  
 Burke, Ryan - OF  
 Campbell, Michael - INF  
 Carter, Donnie - RHP  
 Davis, Andy - RHP  
 Edge, Brandon - OF  
 Forsythe, Garrett - RHP  
 Henion, Josh - C  
 Hudson, Mark - INF  
 Garrison, Joe - RHP  
 Grosdidier, Michael - RHP  
 Gudex, Derek - RHP/INF  
 Guess, Jason - INF/OF  
 Klick, Chris - RHP  
 Manns, Zack - C/OF  
 Maxwell, Nathan - C  
 McCullough, Ross - RHP  
 Peltier, Craig - RHP  
 Rawlings, Greg - RHP  
 Reddout, Chris - RHP  
 Rickard, Brian - INF  
 Rink, Cole - INF  
 Schultz, Beau - C  
 Shepard, Daniel - RHP  
 Smith, Brad - INF/OF  
 Smith, Derek - RHP  
 Stroud, Brad - LHP  
 Ulrich, Ryan - LHP  
 Wade, Kyle - C  
 Walters, Dan - INF  
 Wright, Chad - RHP  
 Bever, Steve - Head Coach  
 Hill, John - Asst. Coach  
 Clemens, Jason - Asst. Coach  
 Polk, Grant - Asst. Coach  
 Wheeler, Darren - Trainer

## 2005

Boan, Jacob - OF  
 Bowman, Marcus - OF  
 Brown, Matt - RHP  
 Campbell, Michael - INF  
 Chavana, Robert - RHP

Church, Wade - C  
 Clark, Bryson - LHP  
 Davis, Andy - RHP  
 Deao, Jeff - OF  
 Dunlap, Chris - RHP  
 Forsythe, Garrett - LHP  
 Garrison, Joe - RHP  
 Gomez, Mike - INF  
 Grosdidier, Michael - RHP  
 Henion, Josh - C  
 Jensen, Travis - INF  
 Jordan, Ben - LHP  
 Klick, Chris - RHP  
 Lancaster, Keith - RHP  
 Manns, Zack - C  
 Martinez, Anthony - RHP  
 Maxwell, Nathan - C  
 McCullough, Ross - RHP  
 Nelson, Marques - OF  
 Nichol, Mickey - OF  
 Oldaker, Robby - INF  
 Peterson, Eric - RHP  
 Prentice, T.J. - OF  
 Rawlings, Greg - RHP  
 Reddout, Chris - LHP  
 Rickard, Brian - INF  
 Schulte, Drew - INF  
 Schultz, Beau - C  
 Shepard, Daniel - LHP  
 Smith, Andy - RHP  
 Smith, Brad - INF  
 Smith, Mark - OF  
 Spencer, Jamie - INF  
 Ulrich, Ryan - LHP  
 Wade, Kyle - C  
 Walters, Dan - INF  
 Wilson, Matt - RHP  
 Bever, Steve - Head Coach  
 Ahlers, Brian - Asst. Coach  
 Clemens, Jason - Asst. Coach  
 Hill, John - Asst. Coach  
 Stroud, Brad - Asst. Coach

## 2006

Blair, Matt - LHP  
 Boan, Jacob - OF  
 Brummett, John - C  
 Campbell, Michael - INF  
 Chavana, Robert - RHP  
 Clark, Bryson - LHP  
 Deao, Jeff - OF  
 Deao, Kevin - OF  
 Dunlap, Chris - RHP  
 Eckel, Mike - RHP  
 Forsythe, Garrett - LHP  
 Franklin, T.J. - C  
 Grosdidier, Michael - RHP  
 Jensen, Travis - INF  
 Jordan, Ben - LHP  
 Lamaster, Brent - LHP  
 Lankford, Kevin - OF  
 Martinez, Anthony - RHP  
 Maxwell, Nathan - C  
 McCullough, Ross - RHP  
 Mercado, Tyler - RHP  
 Moore, Cole - INF  
 Nelson, Jordan - OF  
 Oldaker, Robby - INF  
 Peterson, Eric - RHP  
 Prentice, T.J. - OF  
 Porta, Jason - RHP  
 Rawlings, Greg - RHP  
 Reddout, Chris - LHP  
 Schulte, Drew - INF  
 Shepard, Daniel - LHP  
 Smith, Andy - RHP  
 Smith, Brad - INF  
 Smith, Mark - OF  
 Sosna, Kyle - RHP  
 Terlip, Corbin - INF  
 Ulrich, Ryan - LHP  
 Bever, Steve - Head Coach  
 Grimaldi, Gary - Asst. Coach  
 Hill, John - Asst. Coach  
 Klick, Chris - Asst. Coach  
 Stroud, Brad - Asst. Coach  
 Ortolani, Al - Trainer

## 2007

Bartling, Brad - RHP  
 Bates, Kyle - RHP  
 Boan, Jacob - OF  
 Bogle, Jess - C  
 Boyer, Brandon - RHP  
 Campbell, Michael - INF  
 Clark, Bryson - LHP  
 Dainty, Jake - INF  
 Deao, Jeff - OF  
 Deao, Kevin - OF  
 Dunlap, Chris - RHP  
 Eckel, Mike - RHP  
 Forsythe, Garrett - LHP  
 Franklin, T.J. - INF/C  
 Gifford, Ben - RHP  
 Hampton, Brock - INF  
 Hothan, Brett - INF  
 Litch, Tyler - OF  
 Martinez, Anthony - LHP  
 Maxwell, Nathan - INF  
 Naccarato, Luke - INF  
 Northern, Justin - C  
 Oehlert, Jeremy - OF  
 Peterson, Eric - LHP  
 Porta, Jason - RHP  
 Premer, Aaron - RHP  
 Rawlings, Greg - RHP  
 Ross, Jonathan - C  
 Schulte, Drew - INF/DH  
 Smith, Andy - RHP  
 Sorell, Ryan - RHP  
 Terlip, Corbin - INF  
 Tulley, Devin - RHP  
 Ulrich, Ryan - LHP  
 VanHorn, Troy - C  
 Vaughn, David - OF  
 Wecker, Durk - RHP  
 Bever, Steve - Head Coach  
 Grimaldi, Gary - Asst. Coach  
 Prentice, T.J. - Asst. Coach  
 Ortolani, Al - Trainer

## 2008

Ahrens, Ben - INF/DP  
 Bartling, Brad - RHP  
 Bates, Kyle - RHP  
 Boyer, Brandon - RHP  
 Brown, Tim - RHP  
 Cooper, Mitch - RHP  
 Dainty, Jake - INF  
 Dean, Brian - INF/C  
 Dinger, Darrel - RHP  
 Dunlap, Chris - RHP  
 Forsythe, Garrett - LHP  
 Gifford, Ben - RHP  
 Giuliani, Nick - INF/OF  
 Hampton, Brock - INF  
 House, Taylor - OF  
 Kirkwood, Austin - OF  
 Litch, Tyler - OF  
 Loyd, A.J. - OF  
 Martin, Patrick - OF  
 Martinez, Anthony - RHP  
 Maxwell, Nathan - C  
 Naccarato, Luke - INF  
 Northern, Justin - C  
 Percy, Nate - RHP  
 Porta, Jason - RHP  
 Powell, Anthony - RHP  
 Rawlings, Greg - RHP  
 Ross, Jonathan - C  
 Sibala, Taylor - INF  
 Templeton, Nate - RHP  
 Thayer, Ryan - C  
 Bever, Steve - Head Coach  
 Grimaldi, Gary - Asst. Coach  
 Peterson, Eric - Asst. Coach  
 Schultz, Beau - Asst. Coach  
 Ortolani, Al - Trainer

## 2009

Ahrens, Ben - INF/DP  
 Bartling, Ryan - RHP  
 Bates, Kyle - RHP  
 Barnes, Chris - LHP  
 Bennett, Tyler - OF  
 Brown, Tim - RHP  
 Chaisson, John - OF  
 Cooper, Mitch - RHP  
 Dean, Brian - INF

# All-Time Squad Members

Dunlap, Chris – RHP  
 Filer, Jeremy – C  
 Guffiani, Nick – INF  
 Healey, Wes – RHP  
 Hintze, Ryan – RHP  
 House, Taylor – OF  
 Kavanagh, Trent – RHP  
 Kirkwood, Austin – OF  
 Link, Tyler – LHP  
 Martinez, Anthony – RHP  
 Mathis, Mitch – C  
 McKown, Luke – OF  
 Murphy, Jason – UT  
 Percy, Nate – RHP  
 Potter, Zach – INF  
 Powell, Anthony – RHP  
 Rigby, Rhett – INF/OF  
 Sibala, Taylor – INF  
 Templeton, Nate – RHP  
 Thayer, Ryan – C  
 Bever, Steve – Head Coach  
 Grimaldi, Gary – Asst. Coach  
 Miori, Jason – Asst. Coach  
 Schultz, Beau – Asst. Coach

## 2010

Barnes, Chase – OF  
 Bartling, Ryan – RHP  
 Bates, Kyle – RHP  
 Bilovesky, Ryan – INF  
 Brady, Scott – LHP  
 Carroll, Rick – RHP  
 Dean, Brian – INF  
 Delp, Kendall – INF  
 Etling, Austin – RHP  
 Filer, Jeremy – C  
 Graves, Jason – OF  
 Graves, Jeremy – INF  
 Herrera, Nick – LHP  
 Hintze, Ryan – RHP  
 Kavanagh, Trent – RHP  
 Kraft, Jake – RHP  
 Link, Tyler – LHP  
 Mathis, Mitch – C  
 McKown, Luke – OF  
 Murphy, Jason – INF  
 Potter, Zach – OF  
 Powell, Anthony – RHP  
 Rigby, Rhett – OF  
 Schell, Alex – RHP  
 Sibala, Taylor – INF  
 Sorell, Ryan – RHP  
 Templeton, Nate – RHP  
 Thayer, Ryan – C  
 Watt, Willie – INF  
 Woods, Taylor – INF  
 Zeller, Luke – OF/RHP  
 Bever, Steve – Head Coach  
 Grimaldi, Gary – Asst. Coach  
 Reddout, Chris – Asst. Coach  
 Schultz, Beau – Asst. Coach  
 Smith, Brad – Asst. Coach

## 2011

Bailey, Tanner – OF  
 Barnes, Chase – OF  
 Bartling, Ryan – RHP  
 Bilovesky, Ryan – INF  
 Brady, Scott – LHP  
 Dean, Brian – INF  
 Etling, Austin – RHP  
 Filer, Jeremy – C  
 Foss, Brad – INF  
 Garcia, Matt – INF/RHP  
 Graves, Jason – OF  
 Graves, Jeremy – INF  
 Gress, Caleb – LHP  
 Hackney, Derek – INF  
 Herrera, Nick – RHP  
 Hinte, Ryan – RHP  
 Kavanagh, Trent – RHP  
 Kraft, Jake – RHP  
 Leet, Colton – OF  
 Link, Tyler – LHP  
 Lovell, Zach – LHP  
 McKay, Ryan – RHP  
 McKown, Luke – OF  
 Phillips, Brad – INF/RHP  
 Powell, Anthony – RHP

Reddick, Buster – RHP  
 Reddick, Ryan – C  
 Rzepka, Tom – INF/C  
 Schell, Alex – RHP  
 Sibala, Taylor – INF  
 Sorell, Ryan – RHP  
 Stevenson, Jake – RHP  
 Streeter, Mitch – OF  
 Thomas, Evan – OF  
 Ulrich, Dustin – RHP/OF  
 Bever, Steve – Head Coach  
 Reddout, Chris – Asst. Coach  
 Schultz, Beau – Asst. Coach

## 2012

Bailey, Tanner – OF  
 Barnes, Chase – OF  
 Bilovesky, Ryan – INF  
 Bordewick, Luke – OF  
 Brandercker, George – RHP  
 Cares, Brett – RHP  
 Foss, Brad – INF  
 Garcia, Matt – INF/RHP  
 Gonzalez, Gonzolo – RHP  
 Gress, Caleb – LHP  
 Hansen, Eric – RHP  
 Lastimado, Austin – INF  
 Lovell, Zach – LHP  
 Martin, Jacoby – C  
 McKay, Ryan – RHP  
 Moore, Jake – RHP  
 Phillips, Brad – INF/RHP  
 Reddick, Buster – RHP  
 Reddick, Ryan – C  
 Reed, Adam – C  
 Reilly, Matt – RHP  
 Robinson, Ian – C  
 Rzepka, Tom – INF/C  
 Stalcup, Matt – LHP  
 Stevenson, Jake – RHP  
 Streeter, Mitch – OF  
 Thomas, Evan – OF  
 Ulrich, Dustin – RHP/OF  
 Ventura, Ryan – OF  
 Wren, Cody – RHP  
 Bever, Steve – Head Coach  
 Esposito, Daniel – Asst. Coach

## 2013

Ball, Cody – OF  
 Bilovesky, Ryan – INF  
 Bordewick, Luke – OF  
 Brandercker, George – RHP  
 Brandercker, Nick – RHP  
 Cares, Brett – RHP  
 Carpenter, Tanner – IF  
 Cleland, Chase – OF  
 Davis, Grant – RHP  
 Falcon, Samuel – INF  
 Fisher, Cameron – LHP  
 Fitzgearlds, James – LHP  
 Foss, Brad – INF  
 Gonzalez, Gonzolo – RHP  
 Hansen, Eric – RHP  
 Lastimado, Austin – INF  
 Martin, Jacoby – C  
 McKay, Ryan – RHP  
 Moore, Jake – RHP  
 Reddick, Buster – RHP  
 Reilly, Matt – RHP  
 Robinson, Ian – C  
 Saia, Joe – RHP  
 Snow, Aaron – RHP  
 Stalcup, Matt – LHP  
 Stevenson, Jake – RHP  
 Stoffregen, Tory – OF  
 Streeter, Mitch – OF  
 Thomas, Evan – INF  
 Thompson, Zachary – INF  
 Ulrich, Dustin – RHP  
 Ventura, Ryan – OF  
 Whetzell, Nick – C  
 Wren, Cody – RHP  
 Murray, Matt – Head Coach  
 Miller, Eric – Asst. Coach  
 Phillips, Nick – Asst. Coach

## 2014

Arnold, Nathan – C/RHP

Ball, Cody – OF  
 Booe, Spencer – OF  
 Bordewick, Luke – OF  
 Boucher, Aaron – INF  
 Boyd, Jeff – RHP  
 Brandercker, George – RHP  
 Brandercker, Nick – RHP  
 Brecheisen, Cole – OF  
 Burroughs, Brent – RHP  
 Cleland, Chase – OF  
 Davis, Grant – RHP  
 Dickens, Kyle – UT  
 Donley, Dylan – RHP  
 Falcon, Sam – INF  
 Fisher, Cameron – LHP  
 Fitzgearlds, James – LHP  
 Foss, Brad – INF  
 Gardner, Cooper – LHP  
 Hackney, Derek – INF  
 Haug, Mitchell – C  
 Himes, Zak – INF  
 Knight, Luke – C  
 Kreiling, Andrew – OF  
 Lesmeister, Cort – RHP  
 Martin, Jacoby – C  
 McKay, Ryan – RHP  
 Micketti, Mario – OF/INF  
 Reddick, Buster – RHP  
 Reilly, Matt – RHP  
 Robinson, Ian – C  
 Rowe, Ty – RHP  
 Snow, Aaron – RHP  
 Standlee, Matt – RHP  
 Stevenson, Jake – RHP  
 Stoffregen, Tory – OF  
 Streeter, Mitch – OF  
 Terrell, Logan – OF  
 Thomas, Evan – INF  
 Thompson, Tyler – RHP  
 Ulrich, Dustin – RHP  
 Vail, Blake – RHP  
 Murray, Matt – Head Coach  
 Miller, Eric – Asst. Coach  
 Phillips, Nick – Asst. Coach

## 2015

Arnold, Christian – OF  
 Arnold, Nathan – C/RHP  
 Bordewick, Luke – OF  
 Boyd, Jeff – RHP  
 Brandercker, George – RHP  
 Brandercker, Nick – RHP  
 Brecheisen, Cole – OF  
 Cedeno, Christian – LHP  
 Cleland, Chase – IF/OF  
 Donley, Dylan – RHP  
 Durossete, Jake – IF  
 Falcon, Sam – INF  
 Fisher, Blaine – LHP  
 Gardner, Cooper – LHP  
 Gage, Grant – IF/C  
 Hackney, Derek – INF  
 Haug, Mitchell – C  
 Herrman, Drake – RHP  
 Himes, Zak – INF  
 Jacobs, Derek – LHP  
 Kearney, Shamus – LHP  
 Knight, Luke – C  
 Kreiling, Andrew – OF  
 Lesmeister, Cort – RHP  
 Macary, Brett – IF  
 McKay, Ryan – RHP  
 Mercer, Jake – C  
 Micketti, Mario – OF/INF  
 Rice, Jordan – IF  
 Rowe, Ty – RHP  
 Sellers, Kyle – RHP  
 Snow, Aaron – RHP  
 Standlee, Matt – RHP  
 Stevenson, Jake – RHP  
 Terrell, Logan – OF  
 Vail, Blake – RHP  
 Vogelbaugh, Andrew – IF/RHP  
 Murray, Matt – Head Coach  
 Phillips, Nick – Asst. Coach  
 Lahasky, Alex – Asst. Coach

## 2016

Arnold, Christian – OF

Boyd, Jeff – RHP  
 Brandercker, George – RHP  
 Boylan, Jacob – INF  
 Brandercker, George – RHP  
 Brandercker, Nick – RHP  
 Brecheisen, Cole – OF  
 Cedeno, Christian – LHP  
 Cleland, Chase – INF  
 Donley, Dylan – RHP  
 Durossete, Jake – INF  
 Falcon, Sam – INF  
 Fisher, Blaine – LHP  
 Gardner, Cooper – LHP  
 Gage, Grant – INF/C  
 Herrman, Drake – RHP  
 Jacobs, Derek – LHP  
 Karlin, Cooper – INF  
 Kearney, Shamus – LHP  
 Kilgore, Chase – INF/OF  
 Lesmeister, Cort – RHP  
 Macary, Brett – OF  
 Martinkus, Brandon – LHP  
 McKay, Ryan – RHP  
 Mercer, Jake – C  
 Micketti, Mario – OF  
 Pickard, Carson – INF  
 Rowe, Cody – RHP  
 Rowe, Ty – RHP  
 Sanborn, Max – RHP  
 Shumaker, Austin – C  
 Standlee, Matt – RHP  
 Tucker, Trip – RHP  
 Vail, Blake – RHP  
 Vogelbaugh, Andrew – INF  
 Murray, Matt – Head Coach  
 Meade, Aaron – Asst. Coach

## 2017

Arnold, Christian – OF  
 Baltz, Ethan – RHP  
 Brecheisen, Cole – OF  
 Brown, Nick – RHP  
 Brownell, Austin – RHP  
 Cedeno, Christian – LHP  
 Cedeno, Ryan – C  
 Clanin, Hunter – OF  
 Clark, Jake – INF  
 Clark, Tyler – RHP  
 Cleland, Chase – INF  
 Cushman, Tyson – INF  
 Durossete, Jake – INF  
 Fisher, Blaine – LHP  
 Frack, Ethan – RHP  
 Gardner, Cooper – LHP  
 Haught, Kory – RHP  
 Hylton, Justice – LHP  
 Jacobs, Derek – LHP  
 Karlin, Cooper – INF  
 Kearney, Shamus – LHP  
 Kilgore, Chase – OF  
 Latta, Trent – RHP  
 Lesmeister, Cort – RHP  
 Macary, Brett – INF  
 Martin, T.J. – C  
 Mercer, Jack – C  
 Ohlmeier, Blain – OF  
 Pogue, Colton – INF  
 Quick, Tyler – RHP  
 Reed, Dallas – INF  
 Richardson, Dante – RHP  
 Rowe, Cody – OF  
 Rowe, Ty – RHP  
 Schlesener, Ethan, C  
 Stout, Tanner – OF  
 Terrell, Logan – OF  
 Tucker, Tripp – RHP  
 Vanderpool, Ethan – RHP  
 Vogelbaugh, Andrew – INF  
 Wagner, Miles – RHP  
 Wetzel, Ryan – INF  
 Whiting, Cody – RHP  
 Zanca, Brock – INF  
 Myers, Tom – head coach  
 Immekus, Jason – Asst. Coach  
 Meade, Aaron – Asst. Coach  
 Giacalone, Adam – Grad. Asst.  
 Pomatto, Jon – Grad. Asst.

# All-Time Squad Members

## 2018

Afenir, Joven – OF  
 Brecheisen, Cole – OF  
 Brown, Nick – RHP  
 Brownell, Austin – RHP  
 Cedeno, Christian – LHP  
 Cedeno, Ryan – C  
 Clark, Tyler – RHP  
 Clanin, Hunter – OF  
 Crews, Brock – C  
 Cushman, Tyson – I F  
 Davis, Conner – RHP  
 De La Fuente, Angel – IF  
 Dotson, Jarret – RHP  
 Durossette, Jake – IF  
 Gardner, Cooper – LHP  
 Garvie, Reece – IF  
 Harris, Elijah – OF  
 Haught, Kory – RHP  
 Hylton, Justice – LHP  
 Jacobs, Derek – LHP  
 Kearney, Shamus – LHP  
 Kilgore, Chase – OF  
 Kinsey, Brad – LHP  
 Latta, Trent – RHP  
 Lesmeister, Cort – RHP  
 Macary, Brett – IF  
 Martin, TJ – C  
 Mercer, Jack – C  
 Mitchell, Jamie – OF  
 Mueller, Jacob – OF  
 Ohlmeier, Blain – OF  
 Oliver, John – IF  
 Panozzi, Andy – RHP  
 Phillips, Kurt – RHP  
 Pogue, Colton – INF  
 Reed, Dallas – SS/2B  
 Richardson, Dante – RHP  
 Root, Justin – RHP  
 Rowe, Cody – OF  
 Stanek, Brendan – RHP  
 Stephens, Josh – IF  
 Terrell, Logan – OF  
 Tucker, Tripp – RHP  
 Vanderpool, Ethan – RHP  
 Vogelbaugh, Andrew – OF  
 Wagner, Miles – RHP  
 Wetzel, Ryan – IF  
 Whisler, Josh – C  
 White, Cody – IF/RHP  
 Whiting, Cody – RHP  
 Zanca, Brock – 1B  
 Myers, Tom – Head Coach  
 Immekus, Jason – Asst. Coach  
 Meade, Aaron – Asst. Coach  
 Viela Denny – Asst. Coach  
 Bryant, Jacob – Grad. Asst.

## 2015

Achtermann, Alex – INF/RHP  
 Allen, Clint – OF  
 Buckley, Briley – RHP  
 Burgess, Chaz – OF  
 Cedeno, Ryan – C  
 Clark, Tyler – RHP  
 Cox, Caleb – C  
 Crews, Brock – C  
 Cushman, Tyson – INF  
 Davis, Connor – RHP  
 Dotson, Jarret – RHP  
 Durossette, Jake – INF  
 Embrey, Cole – OF  
 Garvie, Reece – INF  
 Gonzalez, Marc – INF  
 Haught, Kory – RHP  
 Herrenbruck, Ty – INF  
 Johnson, Luke – INF  
 Kearney, Shamus – LHP  
 Kilgore, Chase – OF  
 Kinsey, Brad – LHP  
 Lane, Tanner – LHP  
 Lungwitz, Connor – RHP  
 McGrew, Tyler – RHP  
 McLaughlin, Levi – INF  
 McQuenter, Jansen – RHP  
 Mendenhall, Jordan – RHP  
 Mitchell, Jamie – OF  
 Mueller, Jacob – OF  
 Olmeier, Blain – OF  
 Oliver, John – INF

Petty, Kyler – RHP  
 Pinkett, Greyson – C  
 Pittman, Tyler – OF  
 Reasoner, Quin – INF  
 Richardson, Dante – RHP  
 Rogge, Caleb – RHP  
 Root, Justin – RHP  
 Stanek, Brendan – RHP  
 Weaver, Dalton – LHP  
 Wetzel, Ryan – INF  
 Fornelli, Bob – Head Coach  
 Meade, Aaron – Asst. Coach  
 Viela, Denny – Asst. Coach  
 Bryant, Jacob – Grad. Asst.  
 Brownell, Austin – Stndt. Asst.  
 Reed, Dallas – Stndt. Asst.

## 2020

Allen, Clint – OF  
 Biggs, Patrick – C  
 Blancarte, Jackson – RHP  
 Boline, Luke – RHP  
 Bonnel, Austin – INF  
 Brown, Nick – RHP  
 Burgess, Chaz – OF  
 Cedeno, Ryan – C  
 Curry, Zach – RHP  
 Cushman, Tyson – INF  
 Dotson, Jarret – RHP  
 Esdohr, Ethan – RHP  
 Floyd, Conner – RHP  
 Garvie, Reece – INF  
 Gonzalez, Marc – INF  
 Hartman, Mason – INF  
 Henderson, David – RHP  
 Herrenbruck, Ty – INF  
 Howard, Grant – C  
 Ingalls, Peyton – RHP  
 Koval, Ryan – OF  
 Lamunyon, Hunter – C/INF  
 Lane, Tanner – LHP  
 Larkins, Colton – LHP  
 Marion, Colton – OF  
 Mauldin, Chandler – LHP  
 Mendenhall, Jordan – RHP  
 Michel, Kinson, RHP  
 Murany, Logan – C  
 Ohlmeier, Blain – OF  
 Pinkett, Greyson – C  
 Pittman, Tyler – OF  
 Pomeroy, Dawson – INF/RHP  
 Postlethwait, Nate – RHP  
 Rast, Blake – INF  
 Reasoner, Quin – INF  
 Rogge, Caleb – RHP  
 Root, Justin – RHP  
 Scherer, Bennett – RHP  
 Weaver, Dalton – LHP  
 White, Adam – LHP  
 Fornelli, Bob – Head Coach  
 Steen, Taylor – Asst. Coach  
 Viela, Denny – Asst. Coach  
 Reed, Dallas – Stndt. Asst.

## 2021

Aranda, Cruz – INF  
 Blancarte, Jackson – RHP  
 Bonnel, Austin – INF  
 Calhoun, A.J. – RHP  
 Carr, Caleb – OF  
 Carrillo, Hector – C  
 Craft, A.J. – OF  
 Curry, Zach – RHP  
 Daley, Brett – INF/OF  
 Dotson, Jarret – RHP  
 Fisher, George – LHP  
 Gerdes, Aaron – OF  
 Hartman, Mason – INF  
 Henderson, David – RHP  
 Henry, Tyler – OF  
 Hinton, Braeden – C  
 Howard, Grant – C  
 Howerton, Brock – INF  
 Ingalls, Peyton – RHP  
 Koval, Ryan – OF  
 Ladd, Chandler – RHP  
 Lamunyon, Hunter – C/INF  
 Lane, Tanner – LHP  
 Long, Evann – INF  
 Mauldin, Chandler – LHP

McGowan, Garrett – INF  
 Mendenhall, Jordan – RHP  
 Nelson, Ty – INF  
 Ohlmeier, Blain – OF  
 Pinkett, Greyson – C  
 Pomeroy, Dawson – INF/RHP  
 Reasoner, Quin – INF  
 Rogge, Caleb – RHP  
 Root, Justin – RHP  
 Scherer, Bennett – RHP  
 Theis, Adam – INF  
 Trombley, Jacob – INF  
 Wesbrooks, Clay – RHP  
 Fornelli, Bob – Head Coach  
 Steen, Taylor – Asst. Coach  
 Viela, Denny – Asst. Coach  
 Francis, Derek – Asst. Coach

## 2022

Aranda, Cruz – INF  
 Bonnel, Austin – INF  
 Bush, Riley – C  
 Calhoun, A.J. – RHP  
 Carr, Caleb – OF  
 Carrillo, Hector – C  
 Clemons, Cade – INF  
 Coffee, Karson – OF  
 Curry, Zach – RHP  
 Daley, Brett – INF/OF  
 Des Rosiers, Ben – LHP  
 Dowd, Boston – RHP  
 Fisher, George – LHP  
 Hartman, Mason – INF  
 Henry, Tyler – OF  
 Hinton, Braeden – C  
 Howard, Grant – C  
 Ingalls, Peyton – RHP  
 James, Grady – INF  
 Kahwaji, Sam – OF  
 Koval, Ryan – OF  
 Lane, Tanner – LHP  
 Maxson, Jordan – OF  
 McClelland, Trey – INF  
 McGowan, Garrett – INF  
 Mendenhall, Jordan – RHP  
 Nagel, Zach – LHP  
 Paduro, Paul – RHP  
 Pomeroy, Dawson – INF/RHP  
 Reasoner, Quin – INF  
 Saporito, Clay – RHP  
 Scherer, Bennett – RHP  
 Shoemaker, Zac – LHP  
 Siracusa, Korrey – C  
 Van Cleave, Conner – LHP  
 Wesbrooks, Clay – RHP  
 Wiemers, Brett – RHP/OF  
 Fornelli, Bob – Head Coach  
 Steen, Taylor – Asst. Coach  
 Gonzalez, Gonzalo – Asst. Coach  
 Viela, Denny – Asst. Coach

## 2023

Allen, Connor – C  
 Baez, Harold – RHP  
 Barnard, Logan – LHP  
 Brady, Daegan – INF  
 Brannan, Nixon – C  
 Branson, Andrew – INF  
 Bush, Riley – C  
 Campbell, Matt – 1B  
 Clemons, Cade – INF  
 Coffee, Karson – OF  
 Craft, A.J. – OF  
 Curry, Ryker – RHP  
 Daley, Brett – INF/OF  
 Des Rosiers, Ben – LHP  
 Dowd, Boston, RHP  
 Duncan, Jordan – RHP  
 Grauberger, Jake – OF  
 Hamilton, Joe – OF  
 Hanna, Maverick – RHP  
 Hinton, Braeden – C  
 Howard, Grant – C  
 Hunt, Sam – RHP  
 Koval, Ryan – OF  
 Laux, Connor – INF  
 Lee, Brevon – INF/OF  
 Leslie, Tanner – RHP  
 Long, Carson – RHP/INF  
 McClelland, Trey – INF

Michel, Kinson – RHP  
 Nagel, Zach – LHP  
 Nichols, T.J. – INF  
 Panduro, Paul – RHP  
 Pomeroy, Dawson – INF/RHP  
 Reith, Landon – LHP  
 Saporito, Clay – RHP  
 Sarwinski, Brett – INF  
 Shoemaker, Zac – LHP  
 Stewart, Jace – INF  
 Tennill, Parker – RHP  
 Terrell, Chase – RHO  
 Warkins, Austin – INF  
 Weddle, Parker – RHP  
 Wiemers, Brett – OF  
 Wisner, Andrew – RHP  
 Toakum, Simon – OF  
 Fornelli, Bob – Head Coach  
 Sindelar, Kody – Asst. Coach  
 Richard, Kellen – Asst. Coach  
 Viela, Denny – Asst. Coach  
 Bachar, Brandon – Asst. Coach  
 Carr, Caleb – Asst. Coach

## 2024

Allen, Connor – C  
 Askew, Cole – LHP  
 Barnard, Logan – LHP  
 Brady, Daegan, INF  
 Brannan, Nixon – C  
 Bucher, Owen – OF  
 Campbell, Matt – INF  
 Castellanos, Cady – RHP  
 Clemons, Cade – INF  
 Coffee, Karson – OF  
 Craft, A.J. – OF  
 Curry, Ryker – RHP  
 Curry, Zach – RHP  
 Dowd, Boston – RHP  
 Dyer, Hayden – INF  
 Gorman, Tyler – RHP  
 Grauberger, Jake – OF  
 Hamilton, Joe – OF  
 Hanna, Maverick – RHP  
 Harris, Cooper – C  
 Holmes, Josh – OF  
 Kafka, Alex – RHP  
 Kurahashi, Dylan – INF  
 Laux, Connor – INF  
 Long, Cason – RHP  
 Pach, Brady – RHP/OF  
 Paduro, Paul – RHP  
 Reith, Landon – LHP  
 Sarwinski, Brett – OF  
 Singer, Gage – RHP  
 Spitz, Christian – RHP  
 Stewart, Jace – INF  
 Tennill, Parker – RHP  
 Terrell, Chase – RHP  
 Walden, Grayson – RHP  
 Warkins, Austin – INF  
 Weddle, Parker, RHP  
 Wiemers, Brett – RHP  
 Wisner, Andrew – RHP  
 Wright, Tanner – C  
 Fornelli, Bob – Head Coach  
 Sindelar, Kody – Asst. Coach  
 Viela, Dennis – Asst. Coach  
 Bachar, Brandon – Asst. Coach  
 Shoemaker, Zac – Asst. Coach

# All-MIAA Players

## All-Mid-America Intercollegiate Athletics Association



**Aranda**

Dylan Kurahashi-Choy Foo, 3B  
 Nixon Brannan, C  
 Boston Dowd, RP  
 Tanner Leslie, SP  
 Daegan Brady, 2B  
 Cade Clemons, SS  
 Josh Holmes, OF  
 Blake Mozley, DH  
 Brady Pacha, SP

**2024**

First Team  
 Second Team  
 Second Team  
 Second Team  
 Third Team  
 Honorable Mention  
 Honorable Mention  
 Honorable Mention  
 Honorable Mention



**Achtermann**

Nixon Brannan, C  
 Zac Shoemaker, CP  
 Cade Clemons, SS  
 Karson Coffee, of  
 Ben Des Rosiers, SP  
 Deagan Brady, 3B  
 Brett Daley, OF  
 Tanner Leslie, SP  
 Parker Weddle, RP  
 Austin Warkins, 1B

**2023**

First Team / Co-Player of the Year  
 First Team / Pitcher of the Year  
 Second Team  
 Second Team  
 Second Team  
 Honorable Mention  
 Honorable Mention  
 Honorable Mention  
 Honorable Mention



**Reed**

Garrett McGowan, 1B  
 Caleb Carr, DH  
 Mason Hartman, 2B  
 Jordan Maxson, OF  
 Peyton Ingalls, SP  
 Cruz Aranda, SS  
 Tanner Lane, SP

**2022**

First Team / Gold Glove  
 Second Team  
 Second Team  
 Second Team  
 Third Team  
 Honorable Mention  
 Honorable Mention



**Pogue**

Dawson Pomeroy, UT  
 David Henderson, SP  
 Ryan Koval, OF  
 Mason Hartman, 2B  
 Aaron Gerdes, OF  
 Cruz Aranda, SS  
 Garrett McGowan, 1B  
 Peyton Ingalls, SP  
 Justin Root, RP

**2021**

First Team  
 Second Team  
 Second Team  
 Third Team  
 Third Team  
 Honorable Mention  
 Honorable Mention  
 Honorable Mention  
 Honorable Mention

**2020**

**Shortened Season due to COVID-19 Pandemic**



**Vogelbaugh**

Alex Achtermann, UT  
 Tanner Lane, RP  
 Brad Kinsey, SP  
 Tyson Cushman, SS  
 John Oliver, 3B

**2019**

First Team  
 Second Team  
 Third Team  
 Honorable Mention  
 Honorable Mention

**2018**

Dallas Reed, 2B  
 Colton Pogue, SS  
 Reece Garvie, DH  
 Cody White, RP  
 Cooper Gardner, RP

First Team  
 First Team  
 First Team  
 Second Team  
 Third Team

# All-MIAA Players



**McKay**

Cody White, 3B  
Joven Afenir, OF

**2017**

Third Team  
Third Team

Andrew Vogelbaugh, OF  
Dallas Reed, 2B  
Hunter Clanin, OF  
Cooper Gardner, RP  
T.J. Martin, C  
Colton Pogue, SS  
Ty Rowe, RP  
Ethan Schlesener, C  
Cody Whiting, SP

Second Team  
Third Team  
Third Team  
Honorable Mention  
Honorable Mention  
Honorable Mention  
Honorable Mention  
Honorable Mention



**Foss**

Andrew Vogelbaugh, 1B  
Christian Arnold, OF  
Jacob Boylan, 3B  
George Brandecker, SP

**2016**

Third Team  
Honorable Mention  
Honorable Mention  
Honorable Mention

Nate Arnold, C  
Andrew Kreiling, OF  
Ryan McKay, RP  
Andrew Vogelbaugh, 1B  
Erek Hackney, SS  
Luke Bordenwick, OF

**2015**

Second Team  
Third Team  
Honorable Mention  
Honorable Mention  
Honorable Mention



**Sibala**

Ryan McKay, RP  
Cody Ball, OF  
Brad Foss, 3B  
Ryan McKay, RP  
Tyler Thompson, SP

**2014**

Honorable Mention  
Honorable Mention  
Honorable Mention  
Honorable Mention  
Honorable Mention

Matt Stalcup, SP  
George Brandecker, SP  
Ryan McKay, RP  
Jacoby Martin, C  
Ryan Bilovesky, 1B  
Brad Foss, 3B  
Tory Stoffregen, OF  
Ryan Ventura, OF

**2013**

First Team  
Honorable Mention  
Honorable Mention  
Honorable Mention  
Honorable Mention  
Honorable Mention  
Honorable Mention



**House**

Chase Barnes, OF  
Matt Stalcup, P

**2012**

Honorable Mention  
Honorable Mention



**Clark**

Ryan Reddick, DH  
Chase Barnes, OF  
Taylor Sibala, 2B

**2011**

Second Team  
Honorable Mention  
Honorable Mention

Taylor Sibala, 2B  
Jeremy Graves, SS  
Rhett Rigby, OF

**2010**

Second Team  
Honorable Mention  
Honorable Mention

# All-MIAA Players



**Jeff Deao**

Tim Brown, P  
Taylor House, OF  
Jason Murphy, UT

**2009**

Second Team  
Second Team  
Honorable Mention



**Cleland**

Bryson Clark, SP  
Jeff Deao, OF  
Kevin Deao, OF  
Drew Schulte, DH  
T.J. Franklin, 1B  
Brett Hothan, SS  
Luke Naccarato, 3B

**2008**

Second Team  
Honorable Mention  
Honorable Mention



**Clemenson**

John Brummett, C  
Travis Jensen, UT  
T.J. Prentice, 2B  
Drew Schulte, DH  
Brad Smith, 3B  
Jeff Deao, OF  
Michael Grosdidier, RP  
Chris Reddout, P

**2007**

First Team / Pitcher of the Year  
First Team  
Second Team  
Second Team  
Honorable Mention  
Honorable Mention  
Honorable Mention



**Sweeney**

Mickey Nichol, OF  
Chris Klick, P  
Beau Schultz, C  
T.J. Prentice, OF  
Drew Schulte, DH  
Michael Grosdidier, RP  
Brad Smith, 3B  
Dan Walters, 2B  
Brad Smith, OF

**2006**

Second Team  
Second Team  
Second Team  
Second Team  
Second Team  
Honorable Mention  
Honorable Mention  
Honorable Mention



**Long**

Ryan Burke, OF  
Brian Ahlers, UT  
Derek Smith, RP  
Brad Stroud, P  
Chris Klick, P  
Craig Peltier, P  
Beau Schultz, C  
Drew Schulte, 3B

**2005**

First Team / Co-Player of the Year  
First Team  
First Team  
Second Team  
Second Team  
Honorable Mention  
Honorable Mention  
Honorable Mention

**2004**

First Team  
Second Team  
Second Team  
Second Team  
Honorable Mention  
Honorable Mention  
Honorable Mention  
Honorable Mention

**2003**

First Team  
Second Team  
Second Team  
Second Team  
Honorable Mention / Freshman of the Year  
Honorable Mention  
Honorable Mention  
Honorable Mention

# All-MIAA Players



**A. Schultz**

Chris Polsak, OF  
Beau Schultz, C

Brett Parsons, P  
Paul Sweeney, P  
Jason Clemensen, P  
Ryan Bevins, 1B  
Tad Johnson, 3B  
Adam Little, C  
Grant Polk, UT  
Dan Walters, 2B

Honorable Mention  
Honorable Mention

**2002**

First Team  
First Team  
Second Team  
Honorable Mention  
Honorable Mention  
Honorable Mention  
Honorable Mention



**Baker**

Grant Krieger, 2B  
Aron Long, RP  
Andrew Schultz, UT  
Josh Ghram, C  
Tad Johnson, 3B  
Aaron Willey, OF


**2001**

First Team  
First Team  
Second Team  
Honorable Mention  
Honorable Mention  
Honorable Mention

**2000**

Justin Annin, C  
Keith Matlock, P  
Austin Kinsey, SS  
Andrew Schultz, 3B  
Ken Womble, 1B  
Nat Brackett, RP  
Grant Krieger, 2B  
Brad Price, P  
Steve Smith, OF  
Aaron Willey, OF

First Team  
First Team  
Second Team  
Second Team  
Second Team  
Honorable Mention  
Honorable Mention  
Honorable Mention  
Honorable Mention  
Honorable Mention



**Tom Myers**

Justin Annin, C  
Jeremy Billington, RP  
Austin Kinsey, SS  
Andrew Schultz, OF  
Scott Schultz, 3B  
Rob Weilert, 2B  
Daryl Cronk, P  
Ryan Polter, 1B  
Ryan Baker, OF  
Mark Drake, DH  
Clink Kinsey, P  
Keith Matlock, P

**1999**

First Team  
First Team  
First Team  
First Team  
First Team  
First Team  
Second Team  
Second Team  
Honorable Mention  
Honorable Mention  
Honorable Mention  
Honorable Mention




**Matt Myers**

Daryl Cronk, P  
Tom Myers, OF  
Rob Weilert, 2B  
Mark Drake, DH  
Austin Kinsey, SS  
Ryan Morse, OF  
Scott Schultz, UT/RP  
Brad Shorter, C  
Ryan Baker, OF  
Damon Lawrenz, P  
Josh Weems, P


**1998**

First Team  
First Team  
First Team  
Second Team  
Second Team  
Second Team  
Second Team  
Second Team  
Second Team  
Honorable Mention  
Honorable Mention  
Honorable Mention



**Cleland**

# All-MIAA Players




**Babcock**

Daniel Esposito, SS  
 Daryl Cronk, P  
 Ryan Morse, DH  
 Matt Myers, OF  
 Greg Seagraves, C  
 Brad Shorter, 3B  
 Marlon Burroughs, 2B  
 Matt Kraus, 1B  
 Tom Myers, OF

**1997**

First Team / Most Valuable Player  
 First Team  
 First Team  
 First Team  
 Second Team  
 Second Team  
 Honorable Mention  
 Honorable Mention  
 Honorable Mention



**Cicero**

John Cleland, OF  
 Daniel Esposito, 2B  
 Jake Hanson, P  
 Matt Kraus, DH  
 Jeremy Smith, 3B

**1996**

Second Team  
 Second Team  
 Second Team  
 Honorable Mention  
 Freshman of the Year



**Miller**

Trent Babcock, SS  
 Matt Kraus, DH  
 Matt Myers, OF  
 Chris Vandervoort, 3B

**1995**

First Team  
 Honorable Mention  
 Honorable Mention  
 Honorable Mention

Brad Buckley, P  
 Denny Ferraro, P  
 Brian Keeney, DH  
 Eric Miller, 1B

**1994**

Second Team  
 Second Team  
 Second Team  
 Second Team

Rob Cicero, OF  
 Eric Miller, 1B  
 Greg Murray, C  
 David Qualls, OF

**1993**

First Team  
 Second Team  
 Second Team  
 South Division

Darin Lutz, UT  
 Kraig Oertle, OF

**1992**

Second Team  
 Second Team

Tommy Chapo, P  
 Eric Miller, 1B  
 Kraig Oertle, 3B  
 Travis Shaffer, P  
 Chuck Stanley, P

**1991**

Honorable Mention  
 Honorable Mention  
 Honorable Mention  
 Honorable Mention  
 Honorable Mention

# All-America Players

## NCAA Division II All-America American Baseball Coaches Association (ABCA) / Rawlings or National College Baseball Writers of America (NCBWA)



**McGowan**

Dylan Kurahashi-Choy Foo, 3B

**2024**

2nd Team (ABCA)  
Honorable Mention (NCBWA)



**Nichol**

Cade Clemons, SS  
Nixon Brannan, C


**2023**

1st Team (NCBWA)  
2nd Team (ABCA)  
3rd Team (NCBWA)

Garrett McGowan, INF

**2022**

1st Team/Gold Glove (ABCA)  
3rd Team (NCBWA)



**Cronk**

John Brummett, C

**2006**

1st Team (ABCA)

Mickey Nichol, OF


**2005**

3rd Team (ABCA)

Justin Annin, C

**2000**

1st Team (ABCA)



**Esposito**

Rob Weilert, INF  
Brad Shorter, C

**1998**

2nd Team (ABCA)  
3rd Team (ABCA)

Daniel Esposito, INF  
Daryl Cronk, P

**1997**

1st Team (ABCA)  
2nd Team (ABCA)

# All-Region Players

## All-Central Region American Baseball Coaches Association (ABCA) / Rawlings or National College Baseball Writers of America (NCBWA)



**Pomeroy**

Dylan Kurahashi-Choy Foo, 3B  
Nixon Brannan, C

1st Team (ABCA/NCBWA)  
2nd Team (ABCA/NCBWA)

**2024**



**Brummett**

Nixon Brannan, C  
Cade Clemons, SS  
Zac Shoemaker, SP  
Karson Coffee, OF  
Ben Des Rosiers, SP

1st Team (ABCA/NCBWA)  
1st Team (ABCA/NCBWA)  
2nd Team (NCBWA)  
Honorable Mention (NCBWA)  
Honorable Mention (NCBWA)

**2023**

Garrett McGowan, 1B

1st Team

**2022**

Dawson Pomeroy, UT

1st Team

**2021**

Bryson Clark, P  
Jeff Deao, OF

1st Team  
2nd Team

**2007**

**2006**

John Brummett, C  
Travis Jensen, UT  
T.J. Prentice, 2B

1st Team  
2nd Team  
2nd Team

**2005**



**Annin**

Mickey Nichol, OF  
Beau Schultz, C  
Chris Klick, P

1st Team  
1st Team  
2nd Team

**2004**

Ryan Burke, OF

1st Team

**2002**

Paul Sweeney, P  
Brett Parsons, P

1st Team  
2nd Team

**2000**

Justin Annin, C

1st Team

**1999**



**Weilert**

Justin Annin, C  
Austin Kinsey, SS  
Scott Schultz, 3B  
Rob Weilert, 2B

1st Team/Player of the Year  
1st Team  
1st Team  
1st Team

**1998**

Tom Myers, OF  
Scott Schultz, RP  
Brad Shorter, C  
Rob Weilert, 2B  
Daryl Cronk, P

1st Team  
1st Team  
1st Team  
1st Team  
2nd Team

**1997**



**Shorter**

Daryl Cronk, P  
Daniel Esposito, SS  
Matt Myers, OF  
Brad Shorter, 3B

1st Team/Pitcher of the Year  
1st Team/Player of the Year  
1st Team  
1st Team

**1995**

Trent Babcock, SS

1st Team

**1994**

Brad Buckley, RP  
Denny Ferraro, P  
Brian Keeney, DH  
Eric Miller, 1B

2nd Team  
2nd Team  
2nd Team  
2nd Team

**1993**

Rob Cicero, OF

1st Team

# Gorillas in the Pros

**1964**

**Player**

Steve Mingori  
Gary Haverly

**Professional Organization**

Cincinnati Reds  
New York Mets

**1965**

**Player**

Freddie Brown  
Kerry Compton

**Professional Organization**

New York Yankees  
New York Yankees

**1966**

**Player**

Dave Ross

**Professional Organization**

New York Yankees

**1967**

**Player**

Steve Eagan

**Professional Organization**

Boston Red Sox

**1968**

**Player**

Dick Long

**Professional Organization**

Kansas City Royals

**1970**

**Player**

Sanford Sigman

**Professional Organization**

New York Yankees

**1992**

**Player**

Travis Shaffer

**Professional Organization**

New York Mets

**1995**

**Player**

Scott Beach

**Professional Organization**

Pittsburgh Pirates

**2006**

**Player**

John Brummett  
Chris Reddout

**Professional Organization**

Oakland Athletics  
Toronto Blue Jays

**2010**

**Player**

Tim Brown

**Professional Organization**

Boston Red Sox

**2013**

**Player**

Matt Stalcup

**Professional Organization**

Oakland Athletics

**2018**

**Player**

Colton Pogue

**Professional Organization**

Washington Nationals

**2022**

**Player**

Garrett McGowan

**Professional Organization**

Houston Astros

# All-Time Scores

## 1962

**Head Coach:** Al Ortolani

**Record:** 7-5

Date	Opponent
4/7	at Arkansas
4/7	at Arkansas
4/10	Emporia State
4/10	Emporia State
4/17	Friends
4/17	Friends
5/1	at College of Emporia
5/1	at College of Emporia
5/8	at Benedictine
5/8	at Benedictine
5/19	Nebraska-Omaha
5/19	Nebraska-Omaha

Result	Site
L, 1-5	Fayetteville, Ark.
L, 3-11	L, 3-11
W, 10-2	Pittsburg
L, 1-2	Pittsburg
W, 9-0	Pittsburg
L, 5-8	Pittsburg
L, 2-4	Emporia, Kan.
W, 5-4	Emporia, Kan.
W, 2-0	Atchison, Kan.
W, 8-0	Atchison, Kan.
W, 10-9	Pittsburg
W, 9-4	Pittsburg

5/8	vs. Washburn *
5/10	vs. Washburn *
5/14	at Rockhurst
5/14	at Rockhurst
5/20	at Nebraska-Omaha #
5/20	vs. Wayne State #

L, 6-8	Emporia, Kan.
W, 6-0	Emporia, Kan.
W, 5-4	Kansas City, Mo.
L, 2-9	Kansas City, Mo.
L, 0-7	Omaha, Neb.
L, 3-4	Omaha, Neb.

\* CIC Tournament  
# NAA District 3 Tournament

## 1966

**Head Coach:** Al Ortolani

**Record:** 10-7

*CIC Tournament Champions*

Date	Opponent
3/26	Buena Vista
3/26	Buena Vista
4/1	Rockhurst
4/13	at Drury
4/13	at Drury
4/16	Baker
4/16	Baker
4/26	at Benedictine
4/26	at Benedictine
4/29	Emporia State
4/29	Emporia State
5/3	Missouri State
5/3	Missouri State
5/5	at Nebraska-Omaha *
5/6	vs. Washburn *
5/7	vs. Washburn *

Result	Site
L, 6-10	Pittsburg
L, 3-4	Pittsburg
L, 0-1	Pittsburg
W, 8-4	Pittsburg
W, 3-0	Springfield, Mo.
W, 6-1	Springfield, Mo.
W, 2-2	Pittsburg
L, 2-6	Pittsburg
W, 5-3	Atchison, Kan.
L, 2-6	Atchison, Kan.
L, 0-1	Atchison, Kan.
W, 7-3	Pittsburg
L, 4-9	Pittsburg
L, 2-3	Pittsburg
W, 7-6	Pittsburg
W, 14-4	Omaha, Neb.
W, 5-2	Omaha, Neb.
W, 7-6	Omaha, Neb.

\* CIC Tournament

## 1967

**Head Coach:** Al Ortolani

**Record:** 10-5

Date	Opponent
3/18	Buena Vista
3/25	Washburn
3/25	Washburn
3/29	at Southwest Baptist
4/11	at Missouri State
4/11	at Missouri State
4/15	at Rockhurst
4/15	at Rockhurst
4/19	John Brown
4/19	John Brown
4/20	at Arkansas
4/20	at Arkansas
4/22	Benedictine
4/22	Benedictine
5/4	at Washburn *

Result	Site
W, 6-3	Pittsburg
W, 6-4	Pittsburg
L, 3-7	Pittsburg
W, 4-2	Bolivar, Mo.
W, 2-0	Springfield, Mo.
W, 3-2	Springfield, Mo.
W, 5-2	Kansas City, Mo.
W, 7-4	Kansas City, Mo.
W, 7-1	Pittsburg
W, 4-0	Pittsburg
L, 1-8	Fayetteville, Ark.
L, 2-6	Fayetteville, Ark.
L, 0-3	Pittsburg
W, 4-3	Pittsburg
L, 5-10	Topeka, Kan.

\* CIC Tournament

## 1968

**Head Coach:** Al Ortolani

**Record:** 5-6

Date	Opponent
4/9	Missouri State
4/9	Missouri State
4/13	Parsons, Iowa
4/16	Southwest Baptist
4/27	Arkansas
4/27	Arkansas
5/1	Nebraska-Omaha *
5/2	Washburn *
5/3	Emporia State *
5/8	at Rockhurst
5/8	at Rockhurst

Result	Site
W, 4-0	Pittsburg
L, 0-3	Pittsburg
L, 1-8	Pittsburg
W, 9-1	Pittsburg
L, 5-8	Pittsburg
L, 0-3	Pittsburg
L, 0-2	Pittsburg
W, 8-5	Pittsburg
L, 2-4	Pittsburg
W, 5-2	Kansas City, Mo.
W, 8-3	Kansas City, Mo.

\* CIC Tournament

## 1963

**Head Coach:** Al Ortolani

**Record:** 6-8

Date	Opponent
4/1	at Northeastern State
4/1	at Northeastern State
4/6	at Rockhurst
4/6	at Rockhurst
4/10	Emporia State
4/10	Emporia State
4/16	at Friends
4/16	at Friends
4/20	Washburn
4/20	Washburn
4/24	at Benedictine
4/24	at Benedictine
4/30	Arkansas
4/30	Arkansas

Result	Site
L, 7-8	Tahlequah, Okla.
W, 9-3	Tahlequah, Okla.
W, 11-5	Kansas City, Mo.
L, 5-6	Kansas City, Mo.
L, 1-5	Pittsburg
L, 0-6	Pittsburg
W, 8-1	Wichita, Kan.
W, 14-2	Wichita, Kan.
L, 2-3	Pittsburg
L, 5-6	Pittsburg
W, 1-0	Atchison, Kan.
W, 3-1	Atchison, Kan.
L, 4-9	Pittsburg
L, 1-2	Pittsburg

## 1964

**Head Coach:** Al Ortolani

**Record:** 6-8

Date	Opponent
4/8	at Emporia State
4/8	at Emporia State
4/9	at Rockhurst
4/9	at Rockhurst
4/18	at Washburn
4/18	at Washburn
4/22	at John Brown
4/22	at John Brown
4/28	at Missouri State
4/28	at Missouri State
5/5	at Friends
5/5	at Friends
5/14	at Baker
5/14	at Baker

Result	Site
L, 0-5	Emporia, Kan.
L, 0-7	Emporia, Kan.
L, 8-9	Kansas City, Mo.
L, 8-9	Kansas City, Mo.
L, 4-14	Topeka, Kan.
L, 4-5	Topeka, Kan.
L, 0-2	Siloam Springs, Ark.
W, 14-9	Siloam Springs, Ark.
W, 5-4	Springfield, Mo.
L, 5-6	Springfield, Mo.
W, 8-0	Wichita, Kan.
W, 5-1	Wichita, Kan.
W, 19-2	Baldwin City, Kan.
W, 6-5	Baldwin City, Kan.

## 1965

**Head Coach:** Al Ortolani

**Record:** 14-6

*CIC Tournament Champions*

*NAA District 3 Tournament Qualifiers*

Date	Opponent
3/29	at Friends
3/29	at Friends
3/31	John Brown
3/31	John Brown
4/20	Drury
4/20	Drury
4/24	Benedictine
4/24	Benedictine
4/27	at Northeastern State
4/27	at Northeastern State
5/1	at Missouri State
5/1	at Missouri State
5/6	vs. Washburn *
5/7	at Emporia State *

Result	Site
W, 5-0	Wichita, Kan.
W, 9-3	Wichita, Kan.
W, 9-0	Pittsburg
L, 0-7	Pittsburg
W, 15-0	Pittsburg
W, 4-3	Pittsburg
W, 5-0	Pittsburg
W, 13-3	Pittsburg
W, 5-3	Tahlequah, Okla.
L, 0-4	Tahlequah, Okla.
W, 5-2	Springfield, Mo.
W, 5-2	Springfield, Mo.
W, 12-11	Emporia, Kan.
W, 11-0	Emporia, Kan.

# All-Time Scores

## 1969

**Head Coach:** Al Ortolani

**Record:** 15-8

Date	Opponent	Result	Site
3/27	at Central Bible	W, 4-1	Springfield, Mo.
3/27	at Central Bible	W, 14-0	Springfield, Mo.
4/1	at Missouri State	L, 7-8	Springfield, Mo.
4/1	at Missouri State	L, 2-11	Springfield, Mo.
4/5	at John Brown	W, 3-1	Siloam Springs, Ark.
4/5	at John Brown	W, 2-1	Siloam Springs, Ark.
4/8	Missouri State	W, 4-1	Pittsburg
4/8	Missouri State	W, 5-3	Pittsburg
4/11	at Emporia State	L, 1-10	Emporia, Kan.
4/11	at Emporia State	L, 1-4	Emporia, Kan.
4/16	at Southwest Baptist	W, 3-2	Bolivar, Mo.
4/16	at Southwest Baptist	W, 2-0	Bolivar, Mo.
4/22	Drury	W, 11-0	Pittsburg
4/22	Drury	W, 9-4	Pittsburg
4/25	Emporia State	W, 3-2	Pittsburg
4/26	at Arkansas	L, 4-10	Fayetteville, Ark.
4/26	at Arkansas	W, 6-4	Fayetteville, Ark.
4/29	Rockhurst	W, 8-7	Pittsburg
4/29	Rockhurst	W, 2-1	Pittsburg
5/2	vs. Nebraska-Omaha *	W, 6-5	Emporia, Kan.
5/2	at Emporia State *	L, 4-18	Emporia, Kan.
5/3	vs. Nebraska-Omaha *	L, 3-7	Emporia, Kan.
5/3	at Emporia State *	L, 2-4	Emporia, Kan.

\* RMAC Plains Division playoffs

## 1970

**Head Coach:** Al Ortolani

**Record:** 5-11

Date	Opponent	Result	Site
4/7	Missouri State	W, 7-2	Pittsburg
4/7	Missouri State	L, 1-7	Pittsburg
4/10	John Brown	L, 1-5	Pittsburg
4/10	John Brown	L, 3-15	Pittsburg
4/11	at Washburn	L, 0-10	Topeka, Kan.
4/11	at Washburn	W, 5-4	Topeka, Kan.
4/16	at Rockhurst	W, 4-3	Kansas City, Mo.
4/16	at Rockhurst	L, 8-9	Kansas City, Mo.
4/20	at Emporia State	L, 1-11	Emporia, Kan.
4/20	at Emporia State	L, 0-8	Emporia, Kan.
4/21	Emporia State	L, 0-12	Pittsburg
4/21	Emporia State	W, 5-2	Pittsburg
4/27	at Baker	L, 1-12	Baldwin City, Kan.
4/27	at Baker	W, 4-3	Baldwin City, Kan.
5/1	vs. Nebraska-Omaha *	L, 0-2	Emporia, Kan.
5/1	at Emporia State *	L, 0-2	Emporia, Kan.

\* RMAC Plains Division playoffs

## 1971

**Head Coach:** Al Ortolani

**Record:** 11-15

Date	Opponent	Result	Site
3/20	at Southwestern	W, 13-2	Winfield, Kan.
3/20	at Southwestern	W, 8-0	Winfield, Kan.
3/27	at Missouri State	L, 4-9	Springfield, Mo.
3/27	at Missouri State	L, 2-3	Springfield, Mo.
4/3	Washburn	W, 6-4	Pittsburg
4/3	Washburn	L, 8-10	Pittsburg
4/7	Baker	W, 11-1	Pittsburg
4/7	Baker	W, 6-4	Pittsburg
4/8	Southwest Baptist	W, 14-4	Pittsburg
4/8	Southwest Baptist	W, 14-0	Pittsburg
4/10	at John Brown	L, 4-9	Siloam Springs, Ark.
4/10	at John Brown	W, 5-4	Siloam Springs, Ark.
4/13	Missouri Western	L, 3-7	Pittsburg
4/13	Missouri Western	L, 1-2	Pittsburg
4/16	at Arkansas	L, 0-6	Fayetteville, Ark.
4/16	at Arkansas	L, 1-11	Fayetteville, Ark.
4/24	at Emporia State	L, 1-5	Emporia, Kan.
4/24	at Emporia State	L, 3-4	Emporia, Kan.
4/26	Missouri State	W, 2-0	Pittsburg
4/26	Missouri State	W, 3-2	Pittsburg
4/29	at Rockhurst	W, 7-2	Kansas City, Mo.
4/29	at Rockhurst	L, 0-2	Kansas City, Mo.
5/1	Rockhurst	L, 0-4	Pittsburg
5/1	Rockhurst	L, 9-10	Pittsburg
5/7	at Washburn *	L, 7-8	Topeka, Kan.
5/7	vs. Nebraska-Omaha *	L, 8-10	Topeka, Kan.

\* RMAC Plains Division playoffs

## 1972

**Head Coach:** Al Ortolani

**Record:** 6-11

Date	Opponent	Result	Site
3/21	at Missouri State	L, 4-7	Springfield, Mo.
3/21	at Missouri State	L, 0-14	Springfield, Mo.

3/25	at Emporia State	L, 1-9	Emporia, Kan.
4/4	Missouri State	W, 13-12	Pittsburg
4/4	Missouri State	L, 6-10	Pittsburg
4/8	Missouri Southern	W, 1-0	Pittsburg
4/8	Missouri Southern	W, 2-0	Pittsburg
4/11	at Arkansas	L, 0-9	Fayetteville, Ark.
4/11	at Arkansas	L, 0-5	Fayetteville, Ark.
4/25	John Brown	L, 1-7	Pittsburg
4/25	John Brown	L, 1-4	Pittsburg
4/26	Benedictine	W, 6-2	Pittsburg
4/26	Benedictine	W, 5-1	Pittsburg
4/29	at Emporia State	W, 5-1	Emporia, Kan.
5/2	at Washburn	L, 1-5	Topeka, Kan.
5/2	at Washburn	L, 1-4	Topeka, Kan.
5/5	vs. Nebraska-Omaha *	L, 1-6	Topeka, Kan.

\* RMAC Plains Division playoffs

## NO TEAM - 1973-90

## 1991

**Head Coach:** Steve Bever

**Record:** 15-32, 5-9 MIAA South

Date	Opponent	Result	Site
2/19	at Oral Roberts	L, 1-2	Tulsa, Okla.
2/19	at Oral Roberts	L, 0-11	Tulsa, Okla.
2/23	at Friends	L, 6-7	Wichita, Kan.
2/23	at Friends	W, 14-1	Wichita, Kan.
3/1	Benedictine	L, 4-10	Pittsburg
3/1	Benedictine	L, 3-10	Pittsburg
3/2	Benedictine	W, 6-1	Pittsburg
3/5	Newman	W, 2-1	Pittsburg
3/5	Newman	L, 0-5	Pittsburg
3/10	Washburn	L, 3-4	Pittsburg
3/10	Washburn	W, 6-0	Pittsburg
3/11	Washburn	L, 3-8	Pittsburg
3/11	Washburn	W, 4-0	Pittsburg
3/12	at Central Oklahoma	L, 3-17	Edmond, Okla.
3/12	at Central Oklahoma	L, 3-6	Edmond, Okla.
3/15	Truman	W, 4-3	Pittsburg
3/15	Truman	W, 7-3	Pittsburg
3/17	at Cameron	L, 0-2	Lawton, Okla.
3/17	at Cameron	W, 9-5	Lawton, Okla.
3/21	at Emporia State	L, 5-15	Emporia, Kan.
3/21	at Emporia State	L, 6-10	Emporia, Kan.
3/23	Missouri S&T *	W, 13-5	Pittsburg
3/23	Missouri S&T *	W, 16-5	Pittsburg
3/24	Missouri S&T *	W, 4-3	Pittsburg
3/25	Missouri Western	L, 1-2	Pittsburg
3/25	Missouri Western	L, 0-2	Pittsburg
3/26	at Benedictine	W, 9-4	Atchison, Kan.
3/26	at Benedictine	L, 1-2	Atchison, Kan.
3/29	at Southwest Baptist *	L, 6-7	Bolivar, Mo.
3/30	at Southwest Baptist *	L, 6-20	Bolivar, Mo.
3/30	at Southwest Baptist *	W, 9-7	Bolivar, Mo.
4/1	Oral Roberts	L, 1-7	Pittsburg
4/1	Oral Roberts	L, 3-11	Pittsburg
4/6	Southeast Missouri *	W, 3-2	Pittsburg
4/6	Southeast Missouri *	L, 1-2	Pittsburg
4/7	Southeast Missouri *	L, 1-5	Pittsburg
4/8	at Newman	L, 0-12	Wichita, Kan.
4/8	at Newman	L, 0-14	Wichita, Kan.
4/12	at Missouri Southern *	L, 0-12	Joplin, Mo.
4/14	at Missouri Southern *	L, 0-14	Joplin, Mo.
4/14	at Missouri Southern *	L, 0-9	Joplin, Mo.
4/16	at Washburn	W, 6-4	Topeka, Kan.
4/16	at Washburn	L, 2-6	Topeka, Kan.
4/21	at Missouri-St. Louis *	L, 0-2	St. Louis, Mo.
4/21	at Missouri-St. Louis *	L, 2-4	St. Louis, Mo.
4/23	at Central Missouri	L, 5-14	Warrensburg, Mo.
4/23	at Central Missouri	L, 2-10	Warrensburg, Mo.

\* MIAA South Division game

## 1992

**Head Coach:** Steve Bever

**Record:** 17-26, 7-5 MIAA South

Date	Opponent	Result	Site
2/25	Oral Roberts	L, 3-11	Pittsburg
2/25	Oral Roberts	L, 1-13	Pittsburg
3/3	Nebraska-Kearney	W, 8-3	Pittsburg
3/3	Nebraska-Kearney	W, 5-1	Pittsburg
3/7	Washburn	W, 8-4	Pittsburg
3/7	Washburn	W, 5-4	Pittsburg
3/8	Washburn	W, 12-2	Pittsburg
3/8	Washburn	L, 2-3	Pittsburg
3/9	Cameron	L, 2-4	Pittsburg
3/9	Cameron	L, 4-12	Pittsburg
3/10	Cameron	W, 10-9	Pittsburg
3/11	at Oral Roberts	L, 1-21	Tulsa, Okla.
3/11	at Oral Roberts	L, 5-12	Tulsa, Okla.

# All-Time Scores

3/13	Regis	L, 0-9	Pittsburg	3/10	Wayne State, Neb.	W, 13-7	Pittsburg
3/13	Regis	L, 2-7	Pittsburg	3/12	at Missouri Western	W, 3-2	St. Joseph, Mo.
3/14	at Missouri Western	L, 7-8	St. Joseph, Mo.	3/12	at Missouri Western	W, 2-0	St. Joseph, Mo.
3/14	at Missouri Western	W, 2-0	St. Joseph, Mo.	3/14	Washburn	L, 6-7	Pittsburg
3/15	at NW Missouri State	L, 0-3	Maryville, Mo.	3/14	Washburn	L, 9-10	Pittsburg
3/15	at NW Missouri State	L, 4-5	Maryville, Mo.	3/15	Washburn	L, 5-6	Pittsburg
3/20	Truman	W, 2-1	Pittsburg	3/16	at Kansas	L, 4-16	Lawrence, Kan.
3/20	Truman	W, 3-7	Pittsburg	3/18	York, Neb.	W, 25-4	Pittsburg
3/21	Missouri-St. Louis *	W, 8-7	Pittsburg	3/19	Missouri-St. Louis *	L, 0-9	Pittsburg
3/21	Missouri-St. Louis *	W, 2-6	Pittsburg	3/19	Missouri-St. Louis *	L, 4-6	Pittsburg
3/22	Missouri-St. Louis *	L, 1-12	Pittsburg	3/20	Missouri-St. Louis *	W, 6-5	Pittsburg
3/24	Missouri Western	W, 4-1	Pittsburg	3/20	Missouri-St. Louis *	W, 5-3	Pittsburg
3/24	Missouri Western	L, 1-4	Pittsburg	3/21	Missouri Western	W, 7-6	Pittsburg
3/27	Missouri Southern *	L, 5-11	Pittsburg	3/22	at Central Oklahoma	L, 2-12	Edmond, Okla.
3/28	Missouri Southern *	L, 0-11	Pittsburg	3/22	at Central Oklahoma	L, 6-8	Edmond, Okla.
3/28	Missouri Southern *	L, 1-7	Pittsburg	3/25	Missouri Southern *	L, 6-17	Pittsburg
3/31	Central Oklahoma	L, 4-8	Pittsburg	3/29	at Emporia State	W, 14-4	Emporia, Kan.
3/31	Central Oklahoma	L, 1-11	Pittsburg	3/29	at Emporia State	L, 9-10	Emporia, Kan.
4/4	at Lincoln *	W, 14-4	Jefferson City, Mo.	4/1	at Lincoln *	W, 15-4	Jefferson City, Mo.
4/4	at Lincoln *	W, 14-1	Jefferson City, Mo.	4/1	at Lincoln *	W, 5-4	Jefferson City, Mo.
4/5	at Lincoln *	W, 15-0	Jefferson City, Mo.	4/2	at Lincoln *	W, 11-7	Jefferson City, Mo.
4/6	Friends	W, 11-4	Pittsburg	4/2	at Lincoln *	L, 0-4	Jefferson City, Mo.
4/10	Southwest Baptist *	W, 6-5	Pittsburg	4/8	Southwest Baptist *	W, 12-3	Pittsburg
4/11	Southwest Baptist *	W, 3-1	Pittsburg	4/8	Southwest Baptist *	W, 10-3	Pittsburg
4/11	Southwest Baptist *	W, 6-0	Pittsburg	4/9	Southwest Baptist *	W, 8-6	Pittsburg
4/13	at Kansas	L, 0-5	Lawrence, Kan.	4/9	Southwest Baptist *	W, 5-3	Pittsburg
4/14	at Washburn	L, 1-2	Topeka, Kan.	4/14	at Newman	L, 4-14	Wichita, Kan.
4/14	at Washburn	L, 0-2	Topeka, Kan.	4/14	at Newman	W, 16-11	Wichita, Kan.
4/22	at Newman	L, 8-13	Wichita, Kan.	4/16	at Missouri S&T *	W, 11-0	Rolla, Mo.
4/22	at Newman	L, 9-10	Wichita, Kan.	4/17	at Missouri S&T *	W, 11-7	Rolla, Mo.
				4/17	at Missouri S&T *	W, 6-3	Rolla, Mo.
				4/19	at Washburn	L, 2-6	Topeka, Kan.
				4/19	at Washburn	L, 3-4	Topeka, Kan.
				4/23	Emporia State #	W, 7-6	Pittsburg
				4/23	Emporia State #	W, 8-7	Pittsburg
				4/29	vs. Missouri Southern #	L, 7-8	Warrensburg, Mo.
				5/1	at Central Missouri #	L, 4-7	Warrensburg, Mo.

\* MIAA South Division game

## 1993

**Head Coach:** Steve Bever

**Record:** 15-18, 7-8 MIAA South

Date	Opponent	Result	Site
2/13	at Cameron	W, 6-3	Lawton, Okla.
2/13	at Cameron	L, 5-6	Lawton, Okla.
2/14	at Cameron	W, 3-0	Lawton, Okla.
2/23	at Oral Roberts	L, 6-8	Tulsa, Okla.
2/23	at Oral Roberts	L, 5-17	Tulsa, Okla.
3/7	Northern State	W, 9-1	Pittsburg
3/7	Northern State	W, 13-6	Pittsburg
3/8	Truman *	W, 14-13	Pittsburg
3/8	Truman *	W, 7-6	Pittsburg
3/9	at Kansas	L, 0-7	Lawrence, Kan.
3/10	Central Missouri *	W, 11-10	Pittsburg
3/12	Northern State	W, 10-1	Pittsburg
3/12	Northern State	W, 9-7	Pittsburg
3/16	Missouri Western *	L, 5-8	Pittsburg
3/16	Wisconsin-Stevens Point	L, 5-6	Pittsburg
3/24	at NW Missouri State	W, 10-7	Maryville, Mo.
3/25	Fort Hays State	L, 2-9	Pittsburg
3/25	Fort Hays State	L, 2-14	Pittsburg
3/26	Southwest Baptist *	W, 7-6	Bolivar, Mo.
3/27	Southwest Baptist *	W, 8-4	Bolivar, Mo.
3/27	Southwest Baptist *	L, 5-8	Bolivar, Mo.
3/29	at Emporia State *	L, 8-9	Emporia, Kan.
4/3	Lincoln *	W, 10-9	Pittsburg
4/3	Lincoln *	W, 9-5	Pittsburg
4/9	at Missouri Southern *	L, 3-8	Joplin, Mo.
4/10	at Missouri Southern *	L, 16-17	Joplin, Mo.
4/10	at Missouri Southern *	L, 5-15	Joplin, Mo.
4/18	at Missouri-St. Louis *	L, 0-8	St. Louis, Mo.
4/18	at Missouri-St. Louis *	L, 5-8	St. Louis, Mo./4/19
	at Newman	L, 3-6	Wichita, Kan.
4/19	at Newman	L, 13-14	Wichita, Kan.
4/20	Central Oklahoma	W, 6-4	Pittsburg
4/20	Central Oklahoma	L, 2-10	Pittsburg

\* MIAA game

## 1994

**Head Coach:** Steve Bever

**Record:** 30-20, 12-4 MIAA South

**MIAA Tournament Semifinalist**

Date	Opponent	Result	Site
2/12	at Cameron	W, 5-3	Lawton, Okla.
2/12	at Cameron	W, 11-7	Lawton, Okla.
2/13	at Cameron	L, 6-10	Lawton, Okla.
2/26	vs. Nebraska-Kearney	L, 2-5	Joplin, Mo.
2/26	vs. Nebraska-Kearney	W, 7-1	Joplin, Mo.
3/3	at Friends	W, 15-3	Wichita, Kan.
3/3	at Friends	W, 11-2	Wichita, Kan.
3/5	Truman	W, 9-8	Pittsburg
3/7	Jamestown	W, 7-1	Pittsburg
3/8	Northwestern, Iowa	W, 8-2	Pittsburg
3/9	Missouri Valley	W, 7-6	Pittsburg
3/9	Missouri Valley	L, 5-6	Pittsburg
3/10	Wayne State, Neb.	L, 4-7	Pittsburg

3/10	Wayne State, Neb.	W, 13-7	Pittsburg
3/12	at Missouri Western	W, 3-2	St. Joseph, Mo.
3/12	at Missouri Western	W, 2-0	St. Joseph, Mo.
3/14	Washburn	L, 6-7	Pittsburg
3/14	Washburn	L, 9-10	Pittsburg
3/15	Washburn	L, 5-6	Pittsburg
3/16	at Kansas	L, 4-16	Lawrence, Kan.
3/18	York, Neb.	W, 25-4	Pittsburg
3/19	Missouri-St. Louis *	L, 0-9	Pittsburg
3/19	Missouri-St. Louis *	L, 4-6	Pittsburg
3/20	Missouri-St. Louis *	W, 6-5	Pittsburg
3/20	Missouri-St. Louis *	W, 5-3	Pittsburg
3/21	Missouri Western	W, 7-6	Pittsburg
3/22	at Central Oklahoma	L, 2-12	Edmond, Okla.
3/22	at Central Oklahoma	L, 6-8	Edmond, Okla.
3/25	Missouri Southern *	L, 6-17	Pittsburg
3/29	at Emporia State	W, 14-4	Emporia, Kan.
3/29	at Emporia State	L, 9-10	Emporia, Kan.
4/1	at Lincoln *	W, 15-4	Jefferson City, Mo.
4/1	at Lincoln *	W, 5-4	Jefferson City, Mo.
4/2	at Lincoln *	W, 11-7	Jefferson City, Mo.
4/2	at Lincoln *	L, 0-4	Jefferson City, Mo.
4/8	Southwest Baptist *	W, 12-3	Pittsburg
4/8	Southwest Baptist *	W, 10-3	Pittsburg
4/9	Southwest Baptist *	W, 8-6	Pittsburg
4/9	Southwest Baptist *	W, 5-3	Pittsburg
4/14	at Newman	L, 4-14	Wichita, Kan.
4/14	at Newman	W, 16-11	Wichita, Kan.
4/16	at Missouri S&T *	W, 11-0	Rolla, Mo.
4/17	at Missouri S&T *	W, 11-7	Rolla, Mo.
4/17	at Missouri S&T *	W, 6-3	Rolla, Mo.
4/19	at Washburn	L, 2-6	Topeka, Kan.
4/19	at Washburn	L, 3-4	Topeka, Kan.
4/23	Emporia State #	W, 7-6	Pittsburg
4/23	Emporia State #	W, 8-7	Pittsburg
4/29	vs. Missouri Southern #	L, 7-8	Warrensburg, Mo.
5/1	at Central Missouri #	L, 4-7	Warrensburg, Mo.

\* MIAA South Division game

# MIAA Tournament

## 1995

**Head Coach:** Steve Bever

**Record:** 22-22, 10-10 MIAA South

**MIAA Tournament Qualifier**

Date	Opponent	Result	Site
2/3	at Cameron	W, 5-4	Lawton, Okla.
2/4	at Cameron	W, 13-10	Lawton, Okla.
2/4	at Cameron	W, 9-6	Lawton, Okla.
3/9	vs. South Dakota State	L, 7-9	Joplin, Mo.
3/12	at Northwest Missouri	L, 0-1	Maryville, Mo.
3/12	at Northwest Missouri	L, 4-5	Maryville, Mo.
3/16	Central Oklahoma	L, 2-5	Pittsburg
3/16	Central Oklahoma	W, 19-6	Pittsburg
3/17	at Missouri Southern *	L, 2-6	Joplin, Mo.
3/17	at Missouri Southern *	L, 4-5	Joplin, Mo.
3/18	at Missouri Southern *	L, 7-8	Joplin, Mo.
3/18	at Missouri Southern *	L, 2-7	Joplin, Mo.
3/19	Morningside	W, 2-0	Pittsburg
3/19	Morningside	L, 1-8	Pittsburg
3/20	Missouri Western	L, 1-9	Pittsburg
3/20	Missouri Western	L, 7-11	Pittsburg
3/21	Hamline	W, 19-2	Pittsburg
3/21	Nonline	W, 13-4	Pittsburg
3/24	at Southwest Baptist *	W, 10-9	Pittsburg
3/24	at Southwest Baptist *	L, 4-5	Bolivar, Mo.
3/24	at Southwest Baptist *	W, 14-0	Bolivar, Mo.
3/25	at Southwest Baptist *	W, 4-2	Bolivar, Mo.
3/25	at Southwest Baptist *	W, 7-4	Bolivar, Mo.
3/28	at Central Missouri	L, 2-6	Warrensburg, Mo.
3/28	at Central Missouri	L, 9-10	Warrensburg, Mo.
4/1	Lincoln *	L, 5-7	Pittsburg
4/1	Lincoln *	L, 3-6	Pittsburg
4/2	Lincoln *	W, 22-6	Pittsburg
4/2	Lincoln *	W, 17-10	Pittsburg
4/4	at Emporia State	L, 2-6	Emporia, Kan.
4/4	at Emporia State	W, 5-4	Emporia, Kan.
4/6	Northwest Missouri	W, 5-4	Pittsburg
4/6	Northwest Missouri	W, 12-8	Pittsburg
4/8	Missouri S&T *	W, 15-9	Pittsburg
4/8	Missouri S&T *	W, 14-10	Pittsburg
4/9	Missouri S&T *	W, 10-7	Pittsburg
4/9	Missouri S&T *	W, 10-6	Pittsburg
4/14	at Missouri-St. Louis *	L, 6-7	Ballwin, Mo.
4/14	at Missouri-St. Louis *	W, 5-3	Ballwin, Mo.
4/15	at Missouri-St. Louis *	L, 16-23	St. Louis, Mo.
4/15	at Missouri-St. Louis *	L, 0-5	St. Louis, Mo.
4/22	at NW Missouri State #	W, 8-7	Maryville, Mo.
4/22	at NW Missouri State #	L, 3-4	Maryville, Mo.
4/23	at NW Missouri State #	L, 11-12	Maryville, Mo.

\* MIAA South Division game

# All-Time Scores

## # MIAA Tournament

### 1996

**Head Coach:** Steve Bever

**Record:** 23-25, 11-7 MIAA South

*MIAA Tournament Qualifier*

Date	Opponent	Result	Site
2/13	at Oral Roberts	L, 0-5	Tulsa, Okla.
2/17	Wayne State, Neb.	L, 8-10	Pittsburg
2/17	Wayne State, Neb.	W, 2-0	Pittsburg
2/18	Wayne State, Neb.	W, 1-0	Pittsburg
2/18	Wayne State, Neb.	W, 1-0	Pittsburg
3/5	at Arkansas	L, 5-10	Fayetteville, Ark.
3/10	at Missouri Western	W, 11-9	St. Joseph, Mo.
3/10	at Missouri Western	L, 4-8	St. Joseph, Mo.
3/11	Washburn	L, 6-11	Pittsburg
3/11	Washburn	L, 5-10	Pittsburg
3/12	at Central Oklahoma	L, 0-14	Edmond, Okla.
3/12	at Central Oklahoma	L, 0-12	Edmond, Okla.
3/14	West Texas A&M	L, 10-13	Pittsburg
3/14	Morningside	W, 6-0	Pittsburg
3/15	West Texas A&M	W, 9-6	Pittsburg
3/16	Truman	L, 3-4	Pittsburg
3/16	Truman	W, 13-1	Pittsburg
3/17	Central Missouri	L, 6-9	Pittsburg
3/18	Minnesota-Morris	W, 1-0	Pittsburg
3/18	Minnesota-Morris	W, 5-2	Pittsburg
3/20	at Kansas	W, 14-12	Lawrence, Kan.
3/21	Missouri Western	L, 1-6	Pittsburg
3/21	Missouri Western	W, 7-2	Pittsburg
3/22	Southwest Baptist *	W, 4-1	Pittsburg
3/22	Southwest Baptist *	W, 5-3	Pittsburg
3/23	Southwest Baptist *	W, 23-4	Pittsburg
3/23	Southwest Baptist *	W, 21-10	Pittsburg
3/28	Northeastern State	W, 5-2	Pittsburg
3/28	Northeastern State	L, 2-1	Pittsburg
3/30	at Lincoln *	L, 6-9	Jefferson City, Mo.
3/30	at Lincoln *	W, 15-0	Jefferson City, Mo.
4/2	at Missouri State	L, 4-6	Springfield, Mo.
4/5	at Missouri S&T *	L, 14-15	Rolla, Mo.
4/5	at Missouri S&T *	L, 3-4	Rolla, Mo.
4/6	at Missouri S&T *	W, 16-4	Rolla, Mo.
4/6	at Missouri S&T *	W, 6-2	Rolla, Mo.
4/10	at Washburn	L, 5-6	Topeka, Kan.
4/10	at Washburn	L, 3-5	Topeka, Kan.
4/13	Missouri-St. Louis *	L, 1-6	Pittsburg
4/13	Missouri-St. Louis *	L, 3-6	Pittsburg
4/14	Missouri-St. Louis *	W, 18-11	Pittsburg
4/14	Missouri-St. Louis *	L, 4-9	Pittsburg
4/19	Missouri Southern *	W, 10-7	Pittsburg
4/20	Missouri Southern *	W, 5-4	Pittsburg
4/20	Missouri Southern *	W, 6-3	Pittsburg
4/21	Missouri Southern *	L, 5-16	Pittsburg
4/26	at Emporia State #	L, 4-5	Emporia, Kan.
4/26	vs. Washburn #	L, 2-8	Emporia, Kan.

\* MIAA South Division game

# MIAA Tournament

### 1997

**Head Coach:** Steve Bever

**Record:** 39-18, 17-7 MIAA

*MIAA Tournament Semifinalist*

*NCAA Division II Central Regional Finalist*

Date	Opponent	Result	Site
2/1	at Cameron	W, 10-6	Lawton, Okla.
2/1	at Cameron	L, 6-12	Lawton, Okla.
2/2	at Cameron	W, 21-7	Lawton, Okla.
2/3	at Oral Roberts	L, 2-10	Tulsa, Okla.
2/16	Wayne State, Neb.	W, 5-3	Pittsburg
2/16	Wayne State, Neb.	L, 3-14	Pittsburg
2/17	Wayne State, Neb.	W, 14-3	Pittsburg
2/17	Wayne State, Neb.	W, 4-3	Pittsburg
2/23	at Northeastern State	W, 5-0	Tahlequah, Okla.
2/23	at Northeastern State	W, 6-5	Tahlequah, Okla.
3/2	So. Illinois-Edwardsville	W, 4-3	Pittsburg
3/2	So. Illinois-Edwardsville	L, 5-11	Pittsburg
3/4	at Washburn	L, 5-6	Topeka, Kan.
3/4	at Washburn	W, 8-5	Topeka, Kan.
3/6	Bemidji State	W, 27-2	Pittsburg
3/6	Bemidji State	W, 17-5	Pittsburg
3/7	Bemidji State	W, 9-2	Pittsburg
3/7	Bemidji State	W, 15-9	Pittsburg
3/10	Morningside	W, 5-4	Pittsburg
3/10	Morningside	L, 12-14	Pittsburg
3/12	Emporia State *	W, 7-6	Pittsburg
3/12	Emporia State *	W, 13-6	Pittsburg
3/15	Morningside	W, 5-3	Pittsburg
3/15	Morningside	W, 8-7	Pittsburg
3/17	at Missouri Western *	W, 5-2	St. Joseph, Mo.
3/17	at Missouri Western *	W, 12-8	St. Joseph, Mo.

3/19	at Missouri State	W, 4-1	Springfield, Mo.
3/20	Missouri-St. Louis	L, 5-7	Pittsburg
3/22	Lincoln *	L, 2-7	Pittsburg
3/22	Lincoln *	L, 6-4	Pittsburg
3/23	Lincoln *	W, 23-6	Pittsburg
3/26	NW Missouri State *	W, 9-4	Pittsburg
3/26	NW Missouri State *	W, 23-7	Pittsburg
3/27	Minnesota-Morris	W, 26-15	Pittsburg
3/27	Wisconsin-River Falls	W, 10-1	Pittsburg
3/28	Missouri S&T *	W, 24-6	Pittsburg
3/29	Missouri S&T *	W, 7-6	Pittsburg
3/29	Missouri S&T *	W, 6-1	Pittsburg
4/1	at Truman *	W, 10-3	Kirksville, Mo.
4/1	at Truman *	W, 5-1	Kirksville, Mo.
4/9	Washburn *	W, 6-3	Pittsburg
4/9	Washburn *	L, 4-7	Pittsburg
4/12	Missouri Southern *	W, 12-11	Joplin, Mo.
4/12	Missouri Southern *	L, 8-9	Joplin, Mo.
4/13	Missouri Southern *	W, 16-5	Joplin, Mo.
4/16	at Central Missouri *	L, 3-8	Warrensburg, Mo.
4/16	at Central Missouri *	L, 9-16	Warrensburg, Mo.
4/18	at Southwest Baptist *	W, 23-8	Bolivar, Mo.
4/19	at Southwest Baptist *	L, 0-2	Bolivar, Mo.
4/19	at Southwest Baptist *	W, 9-5	Bolivar, Mo.
4/25	NW Missouri State #	W, 6-0	Emporia, Kan.
4/25	Emporia State #	W, 6-5	Emporia, Kan.
4/26	Missouri S&T #	L, 9-20	Emporia, Kan.
4/27	Missouri S&T #	L, 3-5	Emporia, Kan.
5/15	vs. Minnesota State !	W, 5-3	Sioux City, Iowa
5/16	vs. Central Missouri !	L, 7-14	Sioux City, Iowa
5/16	vs. Central Missouri !	L, 1-3	Sioux City, Iowa

\* MIAA game

# MIAA Tournament

! NCAA Division II Central Regional

### 1998

**Head Coach:** Steve Bever

**Record:** 36-16, 17-5 MIAA

*MIAA Tournament Qualifier*

*NCAA Division II Central Regional Qualifier*

Date	Opponent	Result	Site
2/7	at Cameron	W, 6-2	Lawton, Okla.
2/7	at Cameron	L, 8-9	Lawton, Okla.
2/8	at Cameron	L, 2-6	Lawton, Okla.
2/11	at Oral Roberts	L, 4-9	Tulsa, Okla.
2/18	at Arkansas	L, 4-13	Fayetteville, Ark.
2/28	at Northeastern State	W, 4-2	Tahlequah, Okla.
2/28	at Northeastern State	L, 4-8	Tahlequah, Okla.
3/1	So. Illinois-Edwardsville	W, 5-4	Pittsburg
3/1	So. Illinois-Edwardsville	W, 9-0	Pittsburg
3/3	Bemidji State	W, 5-0	Pittsburg
3/3	Bemidji State	W, 16-4	Pittsburg
3/4	Dakota Wesleyan	W, 17-5	Pittsburg
3/4	Dakota Wesleyan	W, 15-3	Pittsburg
3/6	at Missouri State	L, 1-2	Springfield, Mo.
3/14	Wisconsin-Parkside	W, 5-4	Pittsburg
3/14	Wisconsin-Parkside	W, 6-1	Pittsburg
3/22	Missouri Western *	W, 20-1	Pittsburg
3/22	Missouri Western *	W, 13-1	Pittsburg
3/23	Nebraska-Omaha	L, 6-11	Pittsburg
3/23	Morningside	W, 6-3	Pittsburg
3/24	Fort Hays State	W, 6-4	Pittsburg
3/24	Fort Hays State	W, 7-4	Pittsburg
3/25	at NW Missouri State *	L, 4-5	Maryville, Mo.
3/25	at NW Missouri State *	L, 1-6	Maryville, Mo.
3/26	Minnesota-Morris	W, 20-5	Pittsburg
3/26	Morningside	W, 28-6	Pittsburg
3/29	at Missouri S&T *	W, 4-3	Rolla, Mo.
3/29	at Missouri S&T *	W, 7-1	Rolla, Mo.
4/1	Truman *	W, 20-7	Pittsburg
4/1	Truman *	W, 14-8	Pittsburg
4/7	Northeastern State	W, 22-14	Pittsburg
4/7	Northeastern State	W, 13-5	Pittsburg
4/8	at Washburn *	W, 13-7	Topeka, Kan.
4/10	Missouri Southern *	W, 7-4	Pittsburg
4/11	Missouri Southern *	W, 18-9	Pittsburg
4/12	Missouri Southern *	L, 8-12	Pittsburg
4/14	Washburn	W, 19-10	Pittsburg
4/14	Washburn	W, 11-8	Pittsburg
4/15	Central Missouri *	L, 5-13	Pittsburg
4/15	Central Missouri *	L, 3-18	Pittsburg
4/17	Southwest Baptist *	W, 14-2	Pittsburg
4/18	Southwest Baptist *	W, 15-12	Pittsburg
4/18	Southwest Baptist *	W, 7-5	Pittsburg
4/22	at Emporia State *	W, 9-5	Emporia, Kan.
4/22	at Emporia State *	W, 8-1	Emporia, Kan.
4/25	at Lincoln *	W, 20-8	Jefferson City, Mo.
4/25	at Lincoln *	W, 9-8	Jefferson City, Mo.
4/26	at Lincoln *	W, 20-2	Jefferson City, Mo.

# All-Time Scores

5/2	Lincoln #	L, 12-14	Pittsburg
5/2	Lincoln #	L, 5-10	Pittsburg
5/14	at Central Missouri !	L, 2-10	Warrensburg, Mo.
5/15	vs. Winona State !	L, 5-7	Warrensburg, Mo.

\* MIAA game

# MIAA Tournament

! NCAA Division II Central Regional

## 1999

**Head Coach:** Steve Bever

**Record:** 36-14, 12-7 MIAA

*NCAA Champions*

*NCAA Division II Central Regional Finalist*

Date	Opponent	Result	Site
2/9	at Cameron	W, 4-2	Lawton, Okla.
2/9	at Cameron	W, 4-1	Lawton, Okla.
2/24	Rockhurst	W, 13-8	Pittsburg
2/24	Rockhurst	L, 11-13	Pittsburg
2/27	at Northeastern State	L, 9-4	Tahlequah, Okla.
2/27	at Northeastern State	W, 9-4	Tahlequah, Okla.
3/7	vs. Northern Colorado	L, 3-6	Hays, Kan.
3/7	at Fort Hays State	W, 9-8	Hays, Kan.
3/10	Ottawa	W, 4-3	Pittsburg
3/10	Ottawa	W, 13-2	Pittsburg
3/11	Baker	W, 5-2	Pittsburg
3/11	Baker	W, 6-4	Pittsburg
3/15	Bemidji State	W, 10-0	Pittsburg
3/16	Morningside	W, 15-1	Pittsburg
3/16	Bemidji State	W, 11-5	Pittsburg
3/18	West Texas A&M	W, 11-0	Pittsburg
3/20	NW Missouri State *	W, 3-2	Pittsburg
3/20	NW Missouri State *	W, 10-5	Pittsburg
3/21	NW Missouri State *	W, 13-12	Pittsburg
3/22	Minnesota-Morris	L, 2-7	Pittsburg
3/22	Minnesota-Morris	W, 8-0	Pittsburg
3/23	Augustana, S.D.	W, 2-1	Pittsburg
3/23	Augustana, S.D.	W, 3-2	Pittsburg
3/24	Augustana, S.D.	W, 4-2	Pittsburg
3/27	at Truman *	W, 12-2	Kirksville, Mo.
3/27	at Truman *	L, 6-11	Kirksville, Mo.
3/28	at Truman *	W, 12-1	Kirksville, Mo.
3/31	at Missouri Southern *	L, 6-7	Joplin, Mo.
3/31	at Missouri Southern *	W, 19-6	Joplin, Mo.
4/2	Washburn *	W, 14-2	Pittsburg
4/6	at Southwest Baptist *	L, 8-9	Bolivar, Mo.
4/6	at Southwest Baptist *	W, 4-1	Bolivar, Mo.
4/10	at Central Missouri *	L, 0-14	Warrensburg, Mo.
4/10	at Central Missouri *	L, 2-5	Warrensburg, Mo.
4/11	at Central Missouri *	L, 0-14	Warrensburg, Mo.
4/17	Emporia State *	W, 11-5	Pittsburg
4/17	Emporia State *	L, 4-6	Pittsburg
4/18	Emporia State *	W, 9-5	Pittsburg
4/20	at Missouri State	L, 2-30	Springfield, Mo.
4/21	Missouri S&T *	W, 15-4	Pittsburg
4/21	Missouri S&T *	W, 33-1	Pittsburg
5/1	Truman #	W, 8-1	Pittsburg
5/1	Truman #	W, 10-9	Pittsburg
5/7	vs. Lincoln #	W, 6-4	Warrensburg, Mo.
5/8	vs. Washburn #	W, 5-2	Warrensburg, Mo.
5/9	at Central Missouri #	W, 8-7	Warrensburg, Mo.
5/13	vs. Minnesota State !	W, 5-3	Warrensburg, Mo.
5/14	vs. Rockhurst !	L, 1-2	Warrensburg, Mo.
5/14	at Central Missouri !	W, 8-6	Warrensburg, Mo.
5/15	vs. Rockhurst !	L, 2-7	Warrensburg, Mo.

\* MIAA game

# MIAA Tournament

! NCAA Division II Central Regional

## 2000

**Head Coach:** Steve Bever

**Record:** 29-21, 15-14 MIAA

Date	Opponent	Result	Site
2/5	at Cameron	W, 10-0	Lawton, Okla.
2/5	at Cameron	W, 4-3	Lawton, Okla.
2/6	at Cameron	L, 8-11	Lawton, Okla.
2/13	at Northeastern State	L, 4-8	Tahlequah, Okla.
2/13	at Northeastern State	L, 8-12	Tahlequah, Okla.
2/22	at Rockhurst	L, 0-5	Blue Springs, Mo.
2/22	at Rockhurst	W, 11-6	Blue Springs, Mo.
2/27	Northeastern State	L, 12-15	Pittsburg
2/27	Northeastern State	W, 5-3	Pittsburg
3/1	at Missouri State	L, 1-10	Springfield, Mo.
3/7	Northern State	W, 14-1	Pittsburg
3/7	Northern State	W, 7-5	Pittsburg
3/10	Huron	W, 3-2	Pittsburg
3/10	Huron	W, 3-0	Pittsburg
3/14	Quincy	W, 2-1	Pittsburg
3/15	McKendree	W, 5-2	Pittsburg
3/15	Morningside	W, 20-8	Pittsburg

3/17	vs. South Dakota State	L, 3-7	Joplin, Mo.
3/17	vs. Morningside	W, 8-7	Joplin, Mo.
3/20	lowa Wesleyan	W, 8-1	Pittsburg
3/20	Henderson State	W, 10-0	Pittsburg
3/22	at Missouri S&T *	W, 10-8	Rolla, Mo.
3/22	at Missouri S&T *	W, 10-0	Rolla, Mo.
3/26	Missouri Southern *	L, 7-10	Pittsburg
3/26	Missouri Southern *	L, 0-4	Pittsburg
4/1	Southwest Baptist *	L, 3-4	Pittsburg
4/1	Southwest Baptist *	W, 3-1	Pittsburg
4/2	Central Missouri *	W, 13-6	Pittsburg
4/2	Central Missouri *	L, 3-4	Pittsburg
4/5	Missouri Southern *	L, 10-20	Pittsburg
4/5	Missouri Southern *	L, 5-8	Pittsburg
4/8	Truman *	W, 17-4	Pittsburg
4/8	Truman *	W, 10-7	Pittsburg
4/9	Truman *	W, 23-6	Pittsburg
4/12	Missouri S&T *	L, 4-5	Pittsburg
4/12	Missouri S&T *	W, 12-7	Pittsburg
4/15	at NW Missouri State *	L, 5-6	Maryville, Mo.
4/15	at NW Missouri State *	W, 9-4	Maryville, Mo.
4/18	at Southwest Baptist *	L, 8-14	Bolivar, Mo.
4/18	at Southwest Baptist *	W, 15-14	Bolivar, Mo.
4/21	at Emporia State *	L, 9-13	Emporia, Kan.
4/22	at Emporia State *	W, 17-9	Emporia, Kan.
4/22	at Emporia State *	L, 11-14	Emporia, Kan.
4/26	at Central Missouri *	L, 2-7	Warrensburg, Mo.
4/26	at Central Missouri *	L, 7-8	Warrensburg, Mo.
4/29	Missouri Western *	W, 9-7	Pittsburg
4/29	Missouri Western *	W, 8-3	Pittsburg
4/30	Missouri Western *	W, 20-10	Pittsburg
5/7	Washburn *	W, 15-8	Pittsburg
5/7	Washburn *	L, 2-5	Pittsburg

\* MIAA game

## 2001

**Head Coach:** Steve Bever

**Record:** 26-25, 13-17 MIAA

Date	Opponent	Result	Site
2/3	at Cameron	L, 4-6	Lawton, Okla.
2/3	at Cameron	W, 12-6	Lawton, Okla.
2/4	at Cameron	W, 22-6	Lawton, Okla.
2/25	at Northeastern State	L, 9-10	Tahlequah, Okla.
2/25	at Northeastern State	L, 5-8	Tahlequah, Okla.
3/6	Panhandle State	W, 4-1	Pittsburg
3/8	Concordia-St. Paul	W, 4-3	Pittsburg
3/8	Concordia-St. Paul	W, 5-4	Pittsburg
3/10	Lincoln	W, 12-11	Pittsburg
3/10	Lincoln	W, 9-6	Pittsburg
3/11	Grand View	L, 5-7	Pittsburg
3/11	Morningside	L, 2-12	Pittsburg
3/13	at Missouri State	L, 6-13	Springfield, Mo.
3/16	Lewis	W, 8-7	Pittsburg
3/18	Wayne State, Neb.	W, 0-6	Pittsburg
3/18	Wayne State, Neb.	W, 7-5	Pittsburg
3/19	Fort Hays State	L, 6-8	Pittsburg
3/19	Fort Hays State	W, 2-1	Pittsburg
3/20	Midland Lutheran	W, 6-2	Pittsburg
3/21	at Missouri S&T *	L, 2-8	Rolla, Mo.
3/21	at Missouri S&T *	W, 3-0	Rolla, Mo.
3/23	Sioux Falls	W, 10-8	Pittsburg
3/24	St. Olaf	W, 6-1	Pittsburg
3/25	at Missouri Southern *	W, 3-2	Joplin, Mo.
3/25	at Missouri Southern *	L, 4-9	Joplin, Mo.
3/31	at Southwest Baptist *	W, 20-4	Bolivar, Mo.
3/31	at Southwest Baptist *	W, 7-2	Bolivar, Mo.
4/1	at Central Missouri *	L, 1-9	Warrensburg, Mo.
4/1	at Central Missouri *	L, 5-10	Warrensburg, Mo.
4/4	Missouri Southern *	L, 2-15	Pittsburg
4/4	Missouri Southern *	L, 3-4	Pittsburg
4/7	at Truman *	L, 5-8	Kirksville, Mo.
4/7	at Truman *	L, 2-8	Kirksville, Mo.
4/8	at Truman *	W, 6-3	Kirksville, Mo.
4/11	Missouri S&T *	L, 11-17	Pittsburg
4/11	Missouri S&T *	W, 15-20	Pittsburg
4/13	NW Missouri State *	W, 14-4	Pittsburg
4/14	NW Missouri State *	L, 1-12	Pittsburg
4/14	NW Missouri State *	W, 16-9	Pittsburg
4/17	Southwest Baptist *	W, 10-2	Pittsburg
4/17	Southwest Baptist *	W, 6-1	Pittsburg
4/21	Emporia State *	W, 19-9	Pittsburg
4/21	Emporia State *	W, 7-6	Pittsburg
4/22	Emporia State *	L, 3-7	Pittsburg
4/25	Central Missouri *	L, 3-14	Pittsburg
4/25	Central Missouri *	L, 1-15	Pittsburg
4/28	at Missouri Western *	W, 11-6	St. Joseph, Mo.
4/28	at Missouri Western *	L, 1-4	St. Joseph, Mo.
4/29	at Missouri Western *	L, 1-11	St. Joseph, Mo.
5/5	at Washburn *	W, 10-4	Topeka, Kan.
5/5	at Washburn *	L, 2-7	Topeka, Kan.

# All-Time Scores

\* MIAA game

## 2002

Head Coach: Steve Bever

Record: 39-19, 13-17 MIAA

MIAA Tournament Qualifier

NCAA Division II Central Regional Qualifier

Date	Opponent	Result	Site
2/9	at Cameron	L, 6-7	Lawton, Okla.
2/9	at Cameron	W, 5-0	Lawton, Okla.
2/10	at Cameron	W, 13-2	Lawton, Okla.
2/16	So. Illinois-Edwardsville	W, 11-7	Pittsburg
2/16	So. Illinois-Edwardsville	L, 0-5	Pittsburg
2/17	So. Illinois-Edwardsville	L, 7-8	Pittsburg
2/23	at Northeastern State	W, 7-4	Tahlequah, Okla.
2/23	at Northeastern State	W, 17-3	Tahlequah, Okla.
3/9	Jamestown	W, 6-1	Pittsburg
3/10	Morningside	W, 4-3	Pittsburg
3/11	Missouri-St. Louis	W, 4-3	Pittsburg
3/11	South Dakota State	W, 6-5	Pittsburg
3/12	Morningside	W, 3-1	Pittsburg
3/12	South Dakota State	W, 6-3	Pittsburg
3/14	Lincoln	W, 15-12	Pittsburg
3/14	Huron	W, 17-5	Pittsburg
3/16	Metro State	W, 6-2	Pittsburg
3/17	Wisconsin-Stout	W, 2-2	Pittsburg
3/18	Wisconsin-Stout	L, 2-5	Pittsburg
3/18	Wisconsin-Stout	W, 6-1	Pittsburg
3/23	Augustana, S.D.	W, 9-8	Pittsburg
3/23	St. Olaf	W, 10-9	Pittsburg
3/24	Missouri Southern *	L, 5-22	Pittsburg
3/24	Missouri Southern *	W, 6-5	Pittsburg
3/29	Southwest Baptist *	L, 5-6	Pittsburg
3/29	Southwest Baptist *	W, 9-0	Pittsburg
3/30	Central Missouri	L, 7-9	Pittsburg
3/30	Central Missouri	L, 1-6	Pittsburg
4/3	at Missouri Southern *	W, 5-4	Joplin, Mo.
4/3	at Missouri Southern *	W, 12-0	Joplin, Mo.
4/6	Truman *	W, 2-7	Pittsburg
4/6	Truman *	L, 4-7	Pittsburg
4/10	Missouri S&T *	W, 8-2	Pittsburg
4/10	Missouri S&T *	W, 6-4	Pittsburg
4/13	at NW Missouri State *	W, 3-1	Maryville, Mo.
4/13	at NW Missouri State *	W, 8-6	Maryville, Mo.
4/14	at NW Missouri State *	L, 10-13	Maryville, Mo.
4/16	at Southwest Baptist *	W, 18-4	Bolivar, Mo.
4/16	at Southwest Baptist *	W, 15-9	Bolivar, Mo.
4/17	at Arkansas	L, 1-5	Fayetteville, Ark.
4/21	at Emporia State *	W, 10-9	Emporia, Kan.
4/22	at Emporia State *	L, 2-4	Emporia, Kan.
4/22	at Emporia State *	W, 5-3	Emporia, Kan.
4/24	at Central Missouri *	L, 5-18	Warrensburg, Mo.
4/24	at Central Missouri *	L, 4-8	Warrensburg, Mo.
4/27	Missouri Western *	W, 14-4	Pittsburg
4/28	Missouri Western *	W, 10-4	Pittsburg
4/28	Missouri Western *	W, 4-3	Pittsburg
5/1	Missouri S&T *	W, 9-1	Rolla, Mo.
5/1	Missouri S&T *	L, 4-5	Rolla, Mo.
5/4	Washburn *	L, 3-5	Pittsburg
5/4	Washburn *	W, 5-2	Pittsburg
5/5	Washburn *	W, 12-2	Pittsburg
5/10	Missouri Southern #	L, 7-8	Warrensburg, Mo.
5/10	Northwest Missouri #	W, 7-5	Warrensburg, Mo.
5/17	Central Missouri !	L, 2-13	Warrensburg, Mo.
5/18	Nebraska-Omaha !	W, 8-5	Warrensburg, Mo.
5/18	Central Missouri !	L, 3-5	Warrensburg, Mo.

\* MIAA game

# MIAA Tournament

! NCAA Division II Central Regional

## 2003

Head Coach: Steve Bever

Record: 32-19, 15-14 MIAA

Date	Opponent	Result	Site
2/11	at Cameron	L, 4-5	Lawton, Okla.
2/11	at Cameron	L, 0-1	Lawton, Okla.
2/22	Pathhandle State	W, 4-3	Pittsburg
2/22	Pathhandle State	W, 13-1	Pittsburg
2/22	Quincy	W, 10-9	Pittsburg
3/4	Grand Valley State	L, 22-25	Pittsburg
3/4	South Dakota State	W, 8-4	Pittsburg
3/7	Metro State	W, 7-4	Pittsburg
3/7	South Dakota State	W, 8-3	Pittsburg
3/8	Morningside	W, 4-3	Pittsburg
3/8	Sterling	W, 3-2	Pittsburg
3/11	Lincoln	W, 4-1	Pittsburg
3/11	Morningside	W, 14-4	Pittsburg
3/14	Lincoln	W, 9-3	Pittsburg
3/18	Southern Arkansas	L, 4-7	Pittsburg
3/18	Southern Arkansas	W, 7-4	Pittsburg
3/21	Cameron	L, 4-5	Pittsburg
3/21	Bemidji State	W, 13-7	Pittsburg
3/22	Cameron	W, 14-6	Pittsburg
3/22	Bemidji State	W, 7-3	Pittsburg
3/23	at Missouri Southern *	L, 2-11	Joplin, Mo.
3/23	at Missouri Southern *	L, 2-6	Joplin, Mo.
3/24	Sioux Falls	W, 34-15	Pittsburg

3/24	Sioux Falls	W, 11-9	Pittsburg
3/30	at Central Missouri *	L, 0-12	Warrensburg, Mo.
3/30	at Central Missouri *	L, 2-16	Warrensburg, Mo.
4/2	Missouri Southern *	L, 3-5	Pittsburg
4/2	Missouri Southern *	W, 9-8	Pittsburg
4/5	at Truman *	W, 10-7	Kirksville, Mo.
4/5	at Truman *	W, 5-1	Kirksville, Mo.
4/9	Missouri S&T *	W, 11-9	Pittsburg
4/9	Missouri S&T *	W, 6-5	Pittsburg
4/11	NW Missouri State *	W, 9-3	Pittsburg
4/12	NW Missouri State *	L, 7-8	Pittsburg
4/12	NW Missouri State *	L, 4-9	Pittsburg
4/15	Southwest Baptist *	W, 12-3	Pittsburg
4/15	Southwest Baptist *	L, 7-8	Pittsburg
4/18	Emporia State *	W, 13-12	Pittsburg
4/23	Central Missouri *	W, 9-8	Pittsburg
4/26	at Missouri Western *	L, 3-5	St. Joseph, Mo.
4/26	at Missouri Western *	L, 3-4	St. Joseph, Mo.
4/24	at Missouri Western *	L, 2-4	St. Joseph, Mo.
4/29	at Southwest Baptist *	W, 13-7	Bolivar, Mo.
4/29	at Southwest Baptist *	W, 9-2	Bolivar, Mo.
4/30	at Missouri S&T *	L, 1-5	Rolla, Mo.
4/30	at Missouri S&T *	W, 8-6	Rolla, Mo.
5/2	at Washburn *	W, 18-4	Topeka, Kan.
5/3	at Washburn *	W, 9-6	Topeka, Kan.
5/3	at Washburn *	L, 1-2	Topeka, Kan.
5/5	Emporia State *	W, 15-5	Pittsburg
5/5	Emporia State *	L, 3-4	Pittsburg

\* MIAA game

## 2004

Head Coach: Steve Bever

Record: 34-25, 17-14 MIAA

Date	Opponent	Result	Site
2/18	at Cameron	L, 3-4	Lawton, Okla.
2/18	at Cameron	W, 11-9	Lawton, Okla.
2/21	Wayne State, Neb.	L, 1-7	Pittsburg
2/21	Wayne State, Neb.	L, 3-6	Pittsburg
2/22	Wayne State, Neb.	W, 14-12	Pittsburg
2/22	Missouri Western	L, 0-3	Pittsburg
3/1	Northwestern, Iowa	W, 17-3	Pittsburg
3/1	Northwestern, Iowa	W, 16-0	Pittsburg
3/2	Grand Valley State	W, 16-10	Pittsburg
3/2	Grand Valley State	W, 6-2	Pittsburg
3/5	Findlay	W, 6-3	Pittsburg
3/5	Findlay	W, 7-4	Pittsburg
3/6	at Northeastern State	W, 4-3	Tahlequah, Okla.
3/6	at Northeastern State	L, 1-8	Tahlequah, Okla.
3/7	Emporia, Kan.	L, 4-11	Pittsburg
3/7	Southeastern Oklahoma	L, 4-8	Pittsburg
3/8	Southeastern Oklahoma	W, 24-14	Pittsburg
3/10	Mount Marry	W, 27-11	Pittsburg
3/10	Bemidji State	W, 10-3	Pittsburg
3/12	Northern State	W, 7-4	Pittsburg
3/12	Northern State	W, 13-0	Pittsburg
3/17	at Missouri S&T *	W, 6-4	Rolla, Mo.
3/17	at Missouri S&T *	W, 1-0	Rolla, Mo.
3/19	Cameron	L, 3-17	Pittsburg
3/19	Cameron	W, 12-6	Pittsburg
3/20	St. Olaf	W, 3-1	Pittsburg
3/20	Northeastern State	L, 4-7	Pittsburg
3/21	Missouri Southern *	W, 2-7	Pittsburg
3/21	Missouri Southern *	W, 5-0	Pittsburg
3/27	Southwest Baptist *	W, 9-6	Pittsburg
3/27	Southwest Baptist *	L, 3-11	Pittsburg
3/28	Central Missouri *	L, 1-4	Pittsburg
3/28	Central Missouri *	L, 4-5	Pittsburg
3/31	at Missouri Southern *	L, 5-6	Joplin, Mo.
3/31	at Missouri Southern *	L, 5-6	Joplin, Mo.
4/3	Truman *	W, 6-3	Pittsburg
4/3	Truman *	L, 3-11	Pittsburg
4/4	Truman *	W, 5-3	Pittsburg
4/9	at Northwest Missouri *	L, 8-13	Maryville, Mo.
4/10	at NW Missouri State *	L, 2-19	Maryville, Mo.
4/10	at NW Missouri State *	L, 7-8	Maryville, Mo.
4/13	at Southwest Baptist *	W, 6-4	Bolivar, Mo.
4/13	at Southwest Baptist *	W, 7-5	Bolivar, Mo.
4/17	at Emporia State *	W, 8-7	Emporia, Kan.
4/17	at Emporia State *	L, 6-7	Emporia, Kan.
4/18	at Emporia State *	W, 17-6	Emporia, Kan.
4/21	at Central Missouri *	L, 0-14	Warrensburg, Mo.
4/21	at Central Missouri *	W, 4-3	Warrensburg, Mo.
4/25	Missouri Western *	L, 4-5	Pittsburg
4/26	Missouri Western *	W, 4-3	Pittsburg
4/26	Missouri Western *	W, 7-6	Pittsburg
4/28	Missouri S&T *	W, 14-6	Pittsburg
5/1	Missouri S&T *	W, 14-5	Pittsburg
5/1	Washburn *	L, 7-9	Pittsburg
5/2	Washburn *	L, 0-7	Pittsburg
5/7	Washburn *	W, 7-0	Pittsburg
5/7	at Central Missouri #	L, 0-11	Warrensburg, Mo.
5/7	vs. Emporia State #	W, 14-11	Warrensburg, Mo.
5/8	vs. NW Missouri State #	L, 2-13	Warrensburg, Mo.

\* MIAA game

# MIAA Tournament

# All-Time Scores

## 2005

**Head Coach:** Steve Bever  
**Record:** 29-21, 16-14 MIAA

Date	Opponent	Result	Site
2/13	at St. Edward's	L, 0-7	Austin, Texas
2/13	at St. Edward's	L, 2-7	Austin, Texas
2/14	at St. Edward's	L, 10-11	Austin, Texas
2/18	Wayne State, Neb.	W, 3-2	Pittsburg
2/18	Wayne State, Neb.	L, 0-7	Pittsburg
3/4	Grand View	W, 6-5	Pittsburg
3/4	Grand View	W, 17-6	Pittsburg
3/5	SW Minnesota State	W, 3-2	Pittsburg
3/5	SW Minnesota State	W, 5-1	Pittsburg
3/6	SW Minnesota State	L, 11-14	Pittsburg
3/8	Northern State	W, 10-9	Pittsburg
3/8	Grand Valley State	W, 8-5	Pittsburg
3/12	Northern State	W, 19-7	Pittsburg
3/12	Northern State	W, 22-7	Pittsburg
3/13	Morningside	W, 6-1	Pittsburg
3/16	Bemidji State	W, 20-3	Pittsburg
3/16	Bemidji State	W, 16-0	Pittsburg
3/18	Washburn *	L, 1-4	Pittsburg
3/23	Missouri S&T *	W, 3-2	Pittsburg
3/23	Missouri S&T *	W, 9-1	Pittsburg
3/26	Nebraska-Omaha	W, 2-1	Pittsburg
3/26	Nebraska-Omaha	L, 8-9	Pittsburg
3/28	at Missouri Southern *	L, 1-3	Joplin, Mo.
3/28	at Missouri Southern *	W, 11-1	Joplin, Mo.
4/2	at Southwest Baptist *	W, 11-2	Boliivar, Mo.
4/2	at Southwest Baptist *	W, 11-4	Boliivar, Mo.
4/3	at Central Missouri *	L, 0-6	Warrensburg, Mo.
4/3	at Central Missouri *	L, 6-9	Warrensburg, Mo.
4/9	at Truman *	W, 7-5	Kirksville, Mo.
4/9	at Truman *	W, 5-3	Kirksville, Mo.
4/10	at Truman *	W, 3-1	Kirksville, Mo.
4/15	NW Missouri State *	L, 3-6	Pittsburg
4/16	NW Missouri State *	W, 19-8	Pittsburg
4/16	NW Missouri State *	L, 10-18	Pittsburg
4/18	Missouri Southern *	W, 15-5	Pittsburg
4/19	Southwest Baptist *	W, 13-10	Pittsburg
4/23	Emporia State *	L, 1-6	Pittsburg
4/23	Emporia State *	L, 1-7	Pittsburg
4/24	Emporia State *	W, 10-3	Pittsburg
4/27	Central Missouri *	W, 5-4	Pittsburg
4/27	Central Missouri *	W, 9-8	Pittsburg
4/30	at Missouri Western *	L, 1-8	St. Joseph, Mo.
4/30	at Missouri Western *	L, 4-5	St. Joseph, Mo.
5/1	at Missouri Western *	L, 3-4	St. Joseph, Mo.
5/3	at Missouri S&T *	W, 15-7	Rolla, Mo.
5/3	at Missouri S&T *	L, 5-12	Rolla, Mo.
5/6	at Washburn *	W, 11-10	Topeka, Kan.
5/7	at Washburn *	L, 3-4	Topeka, Kan.
5/7	at Washburn *	L, 7-8	Topeka, Kan.

\* MIAA game

## 2006

**Head Coach:** Steve Bever  
**Record:** 27-25, 13-17 MIAA

Date	Opponent	Result	Site
2/4	at Cameron	W, 4-1	Lawton, Okla.
2/4	at Cameron	W, 2-1	Lawton, Okla.
2/15	Wayne State, Neb.	W, 10-9	Pittsburg
2/15	Wayne State, Neb.	L, 5-7	Pittsburg
2/16	Wayne State, Neb.	W, 4-7	Pittsburg
2/16	Wayne State, Neb.	L, 2-10	Pittsburg
2/26	Newman	W, 7-6	Pittsburg
3/4	SW Minnesota State	W, 5-2	Pittsburg
3/4	SW Minnesota State	W, 6-5	Pittsburg
3/5	SW Minnesota State	W, 7-5	Pittsburg
3/5	SW Minnesota State	W, 6-3	Pittsburg
3/6	Upper Iowa	W, 19-18	Pittsburg
3/7	Central Arkansas	L, 4-22	Pittsburg
3/8	Morningside	W, 17-11	Pittsburg
3/10	Grand Valley State	L, 4-10	Pittsburg
3/10	Grand Valley State	W, 12-7	Pittsburg
3/11	Grand View	W, 17-10	Pittsburg
3/13	Wisconsin-Platteville	L, 1-8	Pittsburg
3/17	vs. Mary, N.D.	L, 4-5	Joplin, Mo.
3/24	Nebraska-Omaha	L, 2-3	Pittsburg
3/24	Nebraska-Omaha	L, 1-6	Pittsburg
3/26	Missouri Southern *	W, 12-7	Pittsburg
3/26	Missouri Southern *	W, 10-1	Pittsburg
3/28	Sioux Falls	W, 12-9	Pittsburg
4/1	Southwest Baptist *	L, 1-3	Pittsburg
4/1	Southwest Baptist *	L, 4-6	Pittsburg
4/2	Central Missouri *	L, 1-17	Pittsburg
4/2	Central Missouri *	W, 11-9	Pittsburg
4/5	at Missouri Southern *	L, 10-14	Joplin, Mo.
4/5	at Missouri Southern *	W, 14-6	Joplin, Mo.
4/8	at Truman *	W, 5-4	Kirksville, Mo.
4/8	at Truman *	W, 8-4	Kirksville, Mo.
4/9	at Truman *	W, 13-6	Kirksville, Mo.
4/9	at Truman *	W, 6-5	Kirksville, Mo.
4/14	at NW Missouri State *	W, 13-9	Maryville, Mo.
4/14	at NW Missouri State *	W, 24-14	Maryville, Mo.

4/15	at NW Missouri State *	L, 1-3	Maryville, Mo.
4/15	at NW Missouri State *	L, 1-4	Maryville, Mo.
4/18	at Southwest Baptist *	L, 1-2	Bolivar, Mo.
4/18	at Southwest Baptist *	L, 16-18	Bolivar, Mo.
4/21	at Emporia State *	L, 5-4	Emporia, Kan.
4/22	at Emporia State *	L, 9-8	Emporia, Kan.
4/22	at Emporia State *	W, 1-8	Emporia, Kan.
4/23	at Emporia State *	L, 4-5	Emporia, Kan.
4/26	at Central Missouri *	L, 6-7	Warrensburg, Mo.
4/26	at Central Missouri *	W, 15-7	Warrensburg, Mo.
5/1	Missouri Western *	W, 5-2	Pittsburg
5/1	Missouri Western *	L, 1-9	Pittsburg
5/2	Missouri Western *	L, 2-3	Pittsburg
5/2	Missouri Western *	L, 8-12	Pittsburg
5/7	Washburn *	L, 4-7	Pittsburg
5/7	Washburn *	W, 9-3	Pittsburg

\* MIAA game

## 2007

**Head Coach:** Steve Bever  
**Record:** 24-30, 15-20 MIAA

Date	Opponent	Result	Site
2/6	at Cameron	L, 2-4	Lawton, Okla.
2/6	at Cameron	W, 7-6	Lawton, Okla.
2/23	Wayne State, Neb.	W, 3-2	Pittsburg
2/23	Wayne State, Neb.	L, 1-9	Pittsburg
2/25	Minnesota Duluth	L, 3-4	Pittsburg
2/25	Minnesota Duluth	W, 15-8	Pittsburg
2/26	Minnesota Duluth	L, 2-5	Pittsburg
2/26	Minnesota Duluth	W, 7-3	Pittsburg
3/4	SW Minnesota State	W, 16-12	Pittsburg
3/4	SW Minnesota State	W, 11-2	Pittsburg
3/5	SW Minnesota State	L, 0-1	Pittsburg
3/5	SW Minnesota State	L, 6-7	Pittsburg
3/7	Grand Valley State	W, 4-3	Pittsburg
3/8	Findlay	W, 10-9	Pittsburg
3/10	Concordia-St. Paul	L, 2-10	Pittsburg
3/10	Concordia-St. Paul	L, 8-10	Pittsburg
3/11	Concordia-St. Paul	L, 0-7	Pittsburg
3/11	Concordia-St. Paul	W, 12-1	Pittsburg
3/14	Upper Iowa	L, 13-15	Pittsburg
3/16	at Truman *	W, 11-0	Kirksville, Mo.
3/18	at Truman *	W, 4-1	Kirksville, Mo.
3/18	at Truman *	W, 4-3	Kirksville, Mo.
3/23	at Central Missouri *	L, 0-1	Warrensburg, Mo.
3/24	at Central Missouri *	L, 1-6	Warrensburg, Mo.
3/24	at Central Missouri *	L, 3-6	Warrensburg, Mo.
3/25	at Central Missouri *	L, 2-8	Warrensburg, Mo.
3/31	Washburn *	W, 7-3	Pittsburg
3/31	Washburn *	L, 8-15	Pittsburg
4/1	Washburn *	W, 15-5	Pittsburg
4/1	Washburn *	L, 10-12	Pittsburg
4/4	Emporia State *	L, 3-5	Pittsburg
4/6	Missouri Western *	W, 7-3	Pittsburg
4/6	Missouri Western *	L, 5-7	Pittsburg
4/7	Missouri Western *	W, 5-1	Pittsburg
4/7	Missouri Western *	L, 0-3	Pittsburg
4/16	at Southwest Baptist *	W, 4-0	Bolivar, Mo.
4/16	at Southwest Baptist *	L, 2-10	Bolivar, Mo.
4/18	Emporia State *	L, 6-10	Pittsburg
4/20	NW Missouri State *	W, 8-6	Pittsburg
4/21	NW Missouri State *	W, 3-2	Pittsburg
4/21	NW Missouri State *	W, 10-4	Pittsburg
4/22	NW Missouri State *	L, 11-12	Pittsburg
4/22	at Emporia State *	L, 3-4	Emporia, Kan.
4/28	Fort Hays State *	L, 0-1	Pittsburg
4/28	Fort Hays State *	L, 1-11	Pittsburg
4/29	Fort Hays State *	W, 12-3	Pittsburg
4/29	Fort Hays State *	W, 20-1	Pittsburg
5/1	at Southwest Baptist *	W, 15-7	Bolivar, Mo.
5/1	at Southwest Baptist *	L, 2-12	Bolivar, Mo.
5/3	at Emporia State *	L, 2-14	Emporia, Kan.
5/4	Missouri Southern *	L, 7-10	Pittsburg
5/5	Missouri Southern *	L, 9-11	Pittsburg
5/5	Missouri Southern *	L, 5-6	Pittsburg
5/6	Missouri Southern *	W, 9-1	Pittsburg

\* MIAA game

## 2008

**Head Coach:** Steve Bever  
**Record:** 22-28, 16-20 MIAA

Date	Opponent	Result	Site
2/2	at Cameron	L, 4-7	Lawton, Okla.
2/2	at Cameron	L, 0-4	Lawton, Okla.
2/3	at Cameron	L, 1-6	Lawton, Okla.
2/3	at Cameron	L, 4-7	Lawton, Okla.
3/1	SW Minnesota State	W, 11-8	Pittsburg
3/1	SW Minnesota State	W, 10-9	Pittsburg
3/2	SW Minnesota State	L, 15-11	Pittsburg
3/2	SW Minnesota State	L, 13-9	Pittsburg
3/8	at Missouri S&T	W, 10-8	Rolla, Mo.
3/9	at Missouri S&T	L, 4-3	Rolla, Mo.
3/9	at Missouri S&T	W, 9-3	Rolla, Mo.
3/12	Upper Iowa	W, 16-14	Pittsburg
3/14	Missouri Southern *	W, 5-4	Pittsburg

# All-Time Scores

3/15	Missouri Southern *	L, 6-5	Pittsburg
3/16	Missouri Southern *	L, 1-7	Pittsburg
3/16	Missouri Southern *	W, 6-2	Pittsburg
3/21	Truman *	W, 12-7	Pittsburg
3/21	Truman *	W, 7-3	Pittsburg
3/22	Truman *	W, 2-0	Pittsburg
3/22	Truman *	W, 6-4	Pittsburg
3/28	Central Missouri *	L, 0-7	Pittsburg
3/28	Central Missouri *	L, 1-9	Pittsburg
3/29	Central Missouri *	L, 3-4	Pittsburg
3/29	Central Missouri *	L, 6-17	Pittsburg
4/1	at Emporia State *	L, 11-13	Emporia, Kan.
4/1	at Emporia State *	L, 5-8	Emporia, Kan.
4/4	at Washburn *	L, 5-6	Topeka, Kan.
4/5	at Washburn *	W, 7-0	Topeka, Kan.
4/5	at Washburn *	W, 7-1	Topeka, Kan.
4/6	at Washburn *	W, 9-5	Topeka, Kan.
4/13	at Missouri Western *	L, 3-4	St. Joseph, Mo.
4/13	at Missouri Western *	L, 4-5	St. Joseph, Mo.
4/14	at Missouri Western *	L, 2-4	St. Joseph, Mo.
4/14	at Missouri Western *	W, 6-5	St. Joseph, Mo.
4/16	Emporia State *	L, 5-17	Pittsburg
4/16	Emporia State *	L, 2-12	Pittsburg
4/18	Southwest Baptist *	W, 8-3	Pittsburg
4/18	Southwest Baptist *	W, 10-9	Pittsburg
4/19	Southwest Baptist *	L, 3-6	Pittsburg
4/19	Southwest Baptist *	L, 8-13	Pittsburg
4/22	at Drury	L, 5-7	Springfield, Mo.
4/22	at NW Missouri State *	L, 0-9	Maryville, Mo.
4/26	at NW Missouri State *	W, 10-9	Maryville, Mo.
4/27	at NW Missouri State *	W, 12-2	Maryville, Mo.
4/27	at NW Missouri State *	L, 0-10	Maryville, Mo.
4/30	Drury	W, 6-5	Pittsburg
5/3	at Fort Hays State *	W, 5-4	Hays, Kan.
5/3	at Fort Hays State *	W, 15-7	Hays, Kan.
5/4	at Fort Hays State *	W, 4-3	Hays, Kan.
5/4	at Fort Hays State *	L, 5-17	Hays, Kan.

\* MIAA game

## 2009

Head Coach: Steve Bever  
Record: 15-38, 12-26 MIAA

Date	Opponent	Result	Site
2/7	at Cameron	W, 6-5	Lawton, Okla.
2/7	at Cameron	L, 12-18	Lawton, Okla.
2/8	at Cameron	L, 2-15	Lawton, Okla.
2/8	at Cameron	L, 2-5	Lawton, Okla.
2/17	at Northeastern State	W, 16-14	Tablequah, Okla.
2/22	Wayne State, Neb.	W, 9-6	Pittsburg
2/22	Wayne State, Neb.	L, 7-11	Pittsburg
2/23	Wayne State, Neb.	L, 2-11	Pittsburg
2/23	Wayne State, Neb.	L, 8-10	Pittsburg
2/27	Central Missouri *	L, 1-7	Pittsburg
2/27	Central Missouri *	W, 6-5	Pittsburg
3/6	at Southwest Baptist *	W, 8-4	Bolivar, Mo.
3/6	at Southwest Baptist *	L, 10-11	Bolivar, Mo.
3/7	at Southwest Baptist *	L, 6-16	Bolivar, Mo.
3/7	at Southwest Baptist *	W, 18-14	Bolivar, Mo.
3/10	Northeastern State	L, 1-5	Pittsburg
3/13	Upper Iowa	L, 3-6	Pittsburg
3/13	Upper Iowa	L, 2-11	Pittsburg
3/14	Upper Iowa	L, 4-5	Pittsburg
3/14	Upper Iowa	L, 5-6	Pittsburg
3/20	Truman *	W, 5-0	Pittsburg
3/21	Truman *	W, 3-2	Pittsburg
3/21	Truman *	L, 5-10	Pittsburg
3/22	Truman *	W, 23-20	Pittsburg
3/28	at Nebraska-Omaha *	L, 2-3	Omaha, Neb.
3/28	at Nebraska-Omaha *	L, 1-4	Omaha, Neb.
3/29	at Nebraska-Omaha *	L, 0-8	Omaha, Neb.
4/29	at Fort Hays State *	L, 0-3	Fort Hays, Kan.
4/3	at Fort Hays State *	L, 6-9	Fort Hays, Kan.
4/4	at Fort Hays State *	L, 2-4	Fort Hays, Kan.
4/4	at Fort Hays State *	L, 2-3	Fort Hays, Kan.
4/8	at Emporia State *	L, 2-14	Emporia, Kan.
4/8	at Emporia State *	L, 10-14	Emporia, Kan.
4/10	Missouri Southern *	L, 0-16	Pittsburg
4/10	Missouri Southern *	L, 3-12	Pittsburg
4/11	at Missouri Southern *	W, 4-1	Joplin, Mo.
4/11	at Missouri Southern *	L, 1-5	Joplin, Mo.
4/15	Emporia State *	L, 2-12	Pittsburg
4/15	Emporia State *	L, 1-3	Pittsburg
4/17	Washburn *	L, 1-12	Pittsburg
4/17	Washburn *	W, 9-6	Pittsburg
4/18	Washburn *	W, 2-0	Pittsburg
4/18	Washburn *	L, 6-7	Pittsburg
4/22	at Drury	L, 6-7	Springfield, Mo.
4/22	at Missouri Western *	L, 3-8	Pittsburg
4/24	Missouri Western *	L, 4-8	Pittsburg
4/25	Missouri Western *	L, 3-9	Pittsburg
4/25	Missouri Western *	L, 15-18	Pittsburg
5/2	at NW Missouri State *	W, 3-2	Maryville, Mo.
5/2	at NW Missouri State *	L, 0-9	Maryville, Mo.
5/3	at NW Missouri State *	W, 8-2	Maryville, Mo.
5/3	at NW Missouri State *	W, 8-6	Maryville, Mo.

\* MIAA game

## 2010

Head Coach: Steve Bever  
Record: 15-38, 12-26 MIAA

Date	Opponent	Result	Site
2/16	at Newman	W, 8-7	Wichita, Kan.
2/26	vs. Nebraska-Omaha *	L, 0-10	Chanute, Kan.
2/26	vs. Nebraska-Omaha *	W, 4-3	Chanute, Kan.
2/27	vs. Nebraska-Omaha *	L, 4-10	Chanute, Kan.
2/27	vs. Nebraska-Omaha *	L, 4-10	Chanute, Kan.
3/23	at Missouri Southern *	W, 6-5	Joplin, Mo.
3/23	at Missouri Southern *	L, 6-14	Joplin, Mo.
3/26	at Washburn *	W, 5-3	Topeka, Kan.
3/6	at Washburn *	L, 3-15	Topeka, Kan.
3/7	at Washburn *	W, 8-4	Topeka, Kan.
3/7	at Washburn *	L, 7-8	Topeka, Kan.
3/14	Southwest Baptist *	W, 4-1	Pittsburg
3/14	Southwest Baptist *	W, 11-6	Pittsburg
3/15	Southwest Baptist *	W, 4-1	Pittsburg
3/15	Southwest Baptist *	L, 6-9	Pittsburg
3/18	at Central Missouri *	L, 2-4	Warrensburg, Mo.
3/18	at Central Missouri *	L, 5-10	Warrensburg, Mo.
3/19	at Central Missouri *	L, 2-13	Warrensburg, Mo.
3/19	at Central Missouri *	L, 2-9	Warrensburg, Mo.
3/26	at Truman *	L, 1-4	Kirksville, Mo.
3/26	at Truman *	L, 3-10	Kirksville, Mo.
3/27	at Truman *	L, 1-7	Kirksville, Mo.
3/27	at Truman *	W, 10-9	Kirksville, Mo.
3/31	Missouri Southern *	W, 11-5	Pittsburg
3/31	Missouri Southern *	W, 8-7	Pittsburg
4/4	Fort Hays State *	W, 13-11	Pittsburg
4/4	Fort Hays State *	L, 9-10	Pittsburg
4/5	Fort Hays State *	W, 19-3	Pittsburg
4/5	Fort Hays State *	L, 5-18	Pittsburg
4/9	at Emporia State *	L, 4-9	Emporia, Kan.
4/10	at Emporia State *	L, 6-10	Emporia, Kan.
4/10	at Emporia State *	L, 1-6	Emporia, Kan.
4/11	at Emporia State *	L, 3-15	Emporia, Kan.
4/11	at Emporia State *	L, 4-5	Fort Smith, Ark.
4/13	at Ark.-Fort Smith	L, 1-6	Pittsburg
4/17	Northwest Missouri *	L, 4-5	Pittsburg
4/17	Northwest Missouri *	L, 4-5	Pittsburg
4/18	Northwest Missouri *	L, 1-5	Pittsburg
4/18	Northwest Missouri *	W, 2-1	Pittsburg
4/24	at Missouri Western *	L, 0-2	St. Joseph, Mo.
4/24	at Missouri Western *	L, 4-9	St. Joseph, Mo.
4/25	at Missouri Western *	L, 4-6	St. Joseph, Mo.
4/25	at Missouri Western *	L, 11-12	St. Joseph, Mo.
4/28	Drury	L, 5-13	Pittsburg
4/28	Drury	W, 12-9	Pittsburg

\* MIAA game

## 2011

Head Coach: Steve Bever  
Record: 20-30, 16-28 MIAA

Date	Opponent	Result	Site
2/23	Bethany	W, 7-5	Pittsburg
2/23	Bethany	W, 7-6	Pittsburg
3/5	Emporia State *	L, 1-4	Pittsburg
3/5	Emporia State *	L, 6-10	Pittsburg
3/6	Emporia State *	L, 1-5	Pittsburg
3/6	Emporia State *	L, 6-13	Pittsburg
3/9	Northeastern State	W, 8-4	Pittsburg
3/11	Nebraska-Omaha *	L, 6-14	Pittsburg
3/11	Nebraska-Omaha *	W, 5-3	Pittsburg
3/12	Nebraska-Omaha *	L, 1-3	Pittsburg
3/12	Nebraska-Omaha *	W, 6-4	Pittsburg
3/16	Missouri Southern *	W, 6-0	Pittsburg
3/16	Missouri Southern *	L, 10-17	Pittsburg
3/19	at Lincoln *	L, 3-9	Jefferson City, Mo.
3/19	at Lincoln *	L, 7-9	Jefferson City, Mo.
3/20	at Lincoln *	L, 1-4	Jefferson City, Mo.
3/20	at Lincoln *	W, 19-8	Jefferson City, Mo.
3/22	at Bethany	W, 13-10	Lindsborg, Kan.
3/25	Southwest Baptist *	L, 3-4	Pittsburg
3/25	Southwest Baptist *	W, 2-1	Pittsburg
3/28	Southwest Baptist *	W, 6-2	Pittsburg
3/28	Southwest Baptist *	W, 4-3	Pittsburg
4/1	Fort Hays State *	L, 2-4	Pittsburg
4/2	Fort Hays State *	L, 8-12	Pittsburg
4/2	Fort Hays State *	L, 4-9	Pittsburg
4/3	Fort Hays State *	W, 17-11	Pittsburg
4/8	at Missouri Western *	W, 6-4	St. Joseph, Mo.
4/8	at Missouri Western *	L, 2-11	St. Joseph, Mo.
4/9	at Missouri Western *	L, 2-3	St. Joseph, Mo.
4/9	at Missouri Western *	L, 0-4	St. Joseph, Mo.
4/12	at Missouri Southern *	L, 3-9	Joplin, Mo.
4/12	at Missouri Southern *	L, 1-6	Joplin, Mo.
4/16	at NW Missouri State *	L, 5-6	Maryville, Mo.
4/16	at NW Missouri State *	L, 0-11	Maryville, Mo.
4/17	at NW Missouri State *	L, 1-3	Maryville, Mo.
4/17	at NW Missouri State *	W, 5-1	Maryville, Mo.
4/22	Truman *	W, 3-1	Pittsburg
4/22	Truman *	W, 11-10	Pittsburg
4/23	Truman *	W, 7-3	Pittsburg
4/23	Truman *	L, 3-8	Pittsburg
4/26	Tabor	L, 1-12	Pittsburg
4/29	at Central Missouri *	L, 6-10	Warrensburg, Mo.

# All-Time Scores

4/29	at Central Missouri *	L, 3-12	Warrensburg, Mo.
4/30	at Central Missouri *	L, 2-8	Warrensburg, Mo.
4/30	at Central Missouri *	L, 5-15	Warrensburg, Mo.
5/3	at Drury	L, 1-14	Springfield, Mo.
5/7	at Washburn *	L, 2-3	Topeka, Kan.
5/7	at Washburn *	W, 9-3	Topeka, Kan.
5/8	at Washburn *	W, 8-3	Topeka, Kan.
5/8	at Washburn *	W, 5-1	Topeka, Kan.

\* MIAA game

## 2012

**Head Coach:** Steve Bever

**Record:** 20-28, 16-22 MIAA

Date	Opponent	Result	Site
2/7	at Rogers State	L, 1-4	Claremore, Okla.
2/7	at Rogers State	L, 3-11	Claremore, Okla.
2/27	Sioux Falls	W, 5-1	Pittsburg
2/27	Sioux Falls	W, 3-0	Pittsburg
3/3	Lincoln *	W, 6-1	Pittsburg
3/3	Lincoln *	W, 14-4	Pittsburg
3/4	Lincoln *	L, 3-4	Pittsburg
3/4	Lincoln *	W, 4-0	Pittsburg
3/7	at Northeastern State	L, 7-8	Tahlequah, Okla.
3/10	Washburn *	W, 4-3	Pittsburg
3/10	Washburn *	W, 11-8	Pittsburg
3/12	Washburn *	L, 1-17	Pittsburg
3/12	Washburn *	W, 7-6	Pittsburg
3/13	Rogers State	L, 4-18	Pittsburg
3/13	Rogers State	L, 6-8	Pittsburg
3/16	at Emporia State *	W, 23-10	Emporia, Kan.
3/17	at Emporia State *	L, 0-6	Emporia, Kan.
3/17	at Emporia State *	W, 9-5	Emporia, Kan.
3/18	at Emporia State *	L, 2-15	Emporia, Kan.
3/27	at Missouri Southern *	L, 1-2	Joplin, Mo.
3/27	at Missouri Southern *	L, 10-15	Joplin, Mo.
3/30	at Southwest Baptist *	L, 2-3	Bolivar, Mo.
3/30	at Southwest Baptist *	L, 12-13	Bolivar, Mo.
3/31	at Southwest Baptist *	L, 4-9	Bolivar, Mo.
3/31	at Southwest Baptist *	W, 5-4	Bolivar, Mo.
4/6	at Fort Hays State *	L, 1-2	Hays, Kan.
4/6	at Fort Hays State *	L, 6-11	Hays, Kan.
4/7	at Fort Hays State *	L, 5-25	Hays, Kan.
4/7	at Fort Hays State *	L, 4-5	Hays, Kan.
4/10	Missouri Southern *	L, 1-11	Pittsburg
4/10	Missouri Southern *	W, 2-0	Pittsburg
4/13	Missouri Western *	L, 1-12	Pittsburg
4/13	Missouri Western *	L, 1-15	Pittsburg
4/14	Missouri Western *	L, 5-13	Pittsburg
4/14	Missouri Western *	L, 1-17	Pittsburg
4/17	at Bacone	W, 2-1	Muskogee, Okla.
4/17	at Bacone	W, 2-0	Muskogee, Okla.
4/21	NW Missouri State *	W, 11-5	Pittsburg
4/21	NW Missouri State *	W, 10-1	Pittsburg
4/22	NW Missouri State *	W, 7-5	Pittsburg
4/22	NW Missouri State *	W, 5-4	Pittsburg
4/25	Drury	L, 8-10	Pittsburg
4/28	at Truman *	W, 4-1	Kirksville, Mo.
4/28	at Truman *	W, 9-8	Kirksville, Mo.
5/4	Central Missouri *	L, 3-13	Pittsburg
5/5	Central Missouri *	L, 2-18	Pittsburg
5/5	Central Missouri *	L, 1-5	Pittsburg
5/6	Central Missouri *	L, 4-6	Pittsburg

\* MIAA game

## 2013

**Head Coach:** Matt Murray

**Record:** 29-24, 22-19 MIAA

Date	Opponent	Result	Site
2/16	Maryville	W, 18-1	Pittsburg
2/17	Maryville	W, 16-5	Pittsburg
2/28	Northeastern State *	W, 2-1	Tahlequah, Okla.
2/28	Northeastern State *	L, 10-11	Tahlequah, Okla.
3/3	Nebraska-Kearney *	W, 13-10	Pittsburg
3/3	Nebraska-Kearney *	W, 17-6	Pittsburg
3/4	Nebraska-Kearney *	L, 7-14	Pittsburg
3/6	Missouri Southern *	L, 1-4	Joplin, Mo.
3/6	Missouri Southern *	W, 5-2	Joplin, Mo.
3/8	Washburn *	W, 5-1	Pittsburg
3/8	Washburn *	L, 1-5	Pittsburg
3/9	Washburn *	W, 12-3	Pittsburg
3/12	Drury	W, 13-3	Pittsburg
3/12	Drury	L, 0-8	Pittsburg
3/15	Southwest Baptist *	W, 7-6	Pittsburg
3/15	Southwest Baptist *	L, 5-9	Pittsburg
3/16	Southwest Baptist *	L, 5-9	Pittsburg
3/20	Emporia State *	L, 6-10	Emporia, Kan.
3/20	Emporia State *	L, 2-5	Emporia, Kan.
3/21	Fort Hays State *	W, 5-2	Hays, Kan.
3/21	Fort Hays State *	L, 2-6	Hays, Kan.
3/22	Fort Hays State *	L, 8-14	Hays, Kan.
3/26	Central Oklahoma *	W, 11-7	Edmond, Okla.
3/26	Central Oklahoma *	W, 15-1	Edmond, Okla.
3/29	Truman *	W, 4-1	Pittsburg
3/29	Truman *	W, 7-1	Pittsburg
3/30	Truman *	W, 6-5	Pittsburg

4/4	Northeastern State *	L, 5-6	Pittsburg
4/4	Northeastern State *	W, 12-3	Pittsburg
4/6	Missouri Western *	L, 5-12	Pittsburg
4/6	Missouri Western *	L, 5-12	Pittsburg
4/7	Missouri Western *	W, 5-1	Pittsburg
4/9	Missouri-St. Louis	W, 0-3	St. Louis, Mo.
4/9	Missouri-St. Louis *	W, 7-2	St. Louis, Mo.
4/13	Lincoln *	W, 5-2	Jefferson City, Mo.
4/13	Lincoln *	W, 10-0	Jefferson City, Mo.
4/14	Lincoln *	L, 11-12	Jefferson City, Mo.
4/16	Emporia State *	W, 5-0	Pittsburg
4/16	Emporia State *	L, 2-9	Pittsburg
4/20	Lindenwood *	L, 0-4	St. Charles, Mo.
4/20	Lindenwood *	L, 2-7	St. Charles, Mo.
4/21	Lindenwood *	L, 1-2	St. Charles, Mo.
4/24	Missouri Southern *	W, 5-0	Pittsburg
4/24	Missouri Southern *	L, 4-6	Pittsburg
4/27	NW Missouri State *	W, 11-6	Pittsburg
4/28	NW Missouri State *	W, 3-3	Pittsburg
4/28	NW Missouri State *	L, 6-17	Pittsburg
5/4	Central Missouri #	W, 11-3	Hays, Kan.
5/4	Central Missouri #	L, 4-16	Hays, Kan.
5/5	Central Missouri #	W, 9-7	Hays, Kan.
5/9	Missouri Southern #	L, 0-9	Kansas City, Kan.
5/9	Central Oklahoma #	W, 3-1	Kansas City, Kan.
5/10	Missouri Western #	L, 4-11	Kansas City, Kan.

\* MIAA Game

# MIAA Tournament

## 2014

**Head Coach:** Matt Murray

**Record:** 18-32, 13-27 MIAA

Date	Opponent	Result	Site
2/14	vs. Oklahoma Christian	L, 4-9	Oklahoma City
2/15	vs. Oklahoma Christian	L, 1-8	Oklahoma City
2/15	vs. Oklahoma Christian	W, 12-2	Oklahoma City
2/21	at Fort Hays State *	L, 3-6	Hays, Kan.
2/22	at Fort Hays State *	W, 8-7	Hays, Kan.
2/22	at Fort Hays State *	L, 5-6	Hays, Kan.
2/23	at Fort Hays State *	W, 7-3	Hays, Kan.
2/27	Emporia State *	W, 2-1	Pittsburg
2/27	Emporia State *	L, 0-10	Pittsburg
2/28	Emporia State *	L, 5-6	Pittsburg
2/28	Emporia State *	W, 7-6	Pittsburg
3/7	at Central Missouri *	L, 1-6	Warrensburg, Mo.
3/7	at Central Missouri *	L, 6-16	Warrensburg, Mo.
3/9	at Central Missouri *	L, 2-8	Warrensburg, Mo.
3/9	at Central Missouri *	L, 2-19	Warrensburg, Mo.
3/11	at Newman	L, 8-13	Wichita, Kan.
3/14	Northeastern State *	W, 4-0	Pittsburg
3/14	Northeastern State *	L, 4-10	Pittsburg
3/14	Northeastern State *	W, 7-3	Pittsburg
3/14	Northeastern State *	W, 6-3	Pittsburg
3/19	Drury	W, 13-8	Pittsburg
3/21	Washburn *	W, 9-5	Pittsburg
3/22	Washburn *	L, 1-4	Pittsburg
3/22	Washburn *	W, 3-0	Pittsburg
3/23	Washburn *	W, 5-4	Pittsburg
3/25	Newman	W, 17-3	Pittsburg
3/28	at Lindenwood *	L, 6-7	St. Charles, Mo.
3/29	at Lindenwood *	L, 5-6	St. Charles, Mo.
3/29	at Lindenwood *	L, 2-4	St. Charles, Mo.
3/30	at Lindenwood *	L, 8-9	St. Charles, Mo.
4/1	Missouri Southern	L, 0-3	Pittsburg
4/4	Southwest Baptist *	L, 1-9	Pittsburg
4/5	Southwest Baptist *	L, 1-12	Pittsburg
4/5	Southwest Baptist *	L, 5-8	Pittsburg
4/6	Southwest Baptist *	L, 0-9	Pittsburg
4/9	Missouri-St. Louis	W, 11-4	Pittsburg
4/9	Missouri-St. Louis	W, 7-6	Pittsburg
4/11	at Missouri Western *	L, 4-6	St. Joseph, Mo.
4/11	at Missouri Western *	L, 1-4	St. Joseph, Mo.
4/12	at Missouri Western *	L, 0-1	St. Joseph, Mo.
4/12	at Missouri Western *	L, 3-8	St. Joseph, Mo.
4/15	at Missouri Southern	L, 4-6	Joplin, Mo.
4/17	Nebraska-Kearney *	W, 6-5	Pittsburg
4/18	Nebraska-Kearney *	L, 3-6	Pittsburg
4/18	Nebraska-Kearney *	L, 1-4	Pittsburg
4/19	Nebraska-Kearney *	L, 6-8	Pittsburg
4/25	at Northwest Missouri *	W, 5-2	Maryville, Mo.
4/25	at Northwest Missouri *	W, 4-3	Maryville, Mo.
4/25	at Northwest Missouri *	L, 2-11	Maryville, Mo.
4/25	at Northwest Missouri *	L, 2-8	Maryville, Mo.

\* MIAA game

# All-Time Scores

## 2015

**Head Coach:** Matt Murray

**Record:** 18-29, 12-20 MIAA

Date	Opponent	Result	Site
2/5	vs. Southwestern Oklahoma	W, 4-1	Grand Prairie, Texas
2/6	vs. Arkansas-Monticello	L, 3-7	Grand Prairie, Texas
2/7	vs. Ouachita Baptist	W, 7-3	Grand Prairie, Texas
2/8	vs. Northern Arkansas	L, 1-11	Grand Prairie, Texas
2/13	at Northeastern State	L, 4-18	Tablequah, Okla.
2/13	at Northeastern State	W, 7-5	Tablequah, Okla.
2/14	Northeastern State	L, 1-4	Pittsburg
2/14	Northeastern State	L, 3-8	Pittsburg
3/6	at Washburn *	L, 1-11	Topeka, Kan.
3/7	at Washburn *	L, 1-2	Topeka, Kan.
3/7	at Washburn *	L, 5-8	Topeka, Kan.
3/7	at Washburn *	L, 0-9	Topeka, Kan.
3/11	Rockhurst	L, 5-12	Pittsburg
3/14	Missouri Western *	W, 3-1	Pittsburg
3/14	Missouri Western *	L, 3-5	Pittsburg
3/15	Missouri Western *	L, 9-10	Pittsburg
3/15	Missouri Western *	W, 8-5	Pittsburg
3/20	at Nebraska-Kearney *	W, 17-7	Kearney, Neb.
3/21	at Nebraska-Kearney *	L, 9-19	Kearney, Neb.
3/21	at Nebraska-Kearney *	L, 6-9	Kearney, Neb.
3/22	at Nebraska-Kearney *	L, 3-19	Kearney, Neb.
3/24	at Missouri Southern	W, 9-7	Joplin, Mo.
3/24	at Missouri Southern	L, 0-1	Joplin, Mo.
3/27	Northwest Missouri *	L, 2-7	Pittsburg
3/28	Northwest Missouri *	W, 5-3	Pittsburg
3/28	Northwest Missouri *	L, 3-9	Pittsburg
3/29	Northwest Missouri *	W, 8-6	Pittsburg
4/4	at Southwest Baptist *	L, 1-4	Bolivar, Mo.
4/4	at Southwest Baptist *	W, 10-5	Bolivar, Mo.
4/6	at Southwest Baptist *	L, 4-7	Bolivar, Mo.
4/6	at Southwest Baptist *	W, 19-7	Bolivar, Mo.
4/10	Fort Hays State *	L, 3-11	Pittsburg
4/10	Fort Hays State *	W, 8-6	Pittsburg
4/11	Fort Hays State *	L, 5-8	Pittsburg
4/11	Fort Hays State *	L, 2-7	Pittsburg
4/15	Lincoln	W, 9-4	Pittsburg
4/15	Lincoln	L, 5-6	Pittsburg
4/16	Central Oklahoma *	L, 5-6	Pittsburg
4/16	Central Oklahoma *	W, 13-3	Pittsburg
4/17	Central Oklahoma *	W, 3-2	Pittsburg
4/17	Central Oklahoma *	W, 11-10	Pittsburg
4/22	at Missouri Southern	L, 3-5	Joplin, Mo.
4/22	at Missouri Southern	W, 6-3	Joplin, Mo.
4/24	at Emporia State *	L, 9-12	Emporia, Kan.
4/25	at Emporia State *	W, 11-10	Emporia, Kan.
4/25	at Emporia, Kan. *	W, 0-2	Emporia, Kan.
4/26	at Emporia, Kan. *	L, 8-9	Emporia, Kan.

\* MIAA game

## 2016

**Head Coach:** Matt Murray

**Record:** 15-33, 9-29 MIAA

Date	Opponent	Result	Site
2/6	Sioux Falls	W, 6-4	Pittsburg
2/6	Sioux Falls	W, 4-3	Pittsburg
2/7	Sioux Falls	L, 13-16	Pittsburg
2/7	Sioux Falls	L, 9-12	Pittsburg
2/19	Minnesota Duluth	W, 14-7	Pittsburg
2/20	Minnesota Duluth	W, 19-18	Pittsburg
2/20	Minnesota Duluth	W, 9-8	Pittsburg
2/21	Minnesota Duluth	W, 7-6	Pittsburg
2/26	Emporia State *	L, 3-13	Pittsburg
2/27	Emporia State *	L, 7-22	Pittsburg
2/28	Emporia State *	L, 5-20	Pittsburg
3/4	at Central Missouri *	L, 1-2	Warrensburg, Mo.
3/5	at Central Missouri *	L, 0-8	Warrensburg, Mo.
3/6	at Central Missouri *	L, 1-12	Warrensburg, Mo.
3/10	at Missouri Western *	L, 6-7	St. Joseph, Mo.
3/11	at Missouri Western *	L, 10-17	St. Joseph, Mo.
3/11	at Missouri Western *	L, 0-4	St. Joseph, Mo.
3/16	Missouri S&T	L, 2-12	Pittsburg
3/19	Washburn *	L, 1-13	Pittsburg
3/20	Washburn *	W, 5-4	Pittsburg
3/21	Washburn *	L, 11-14	Pittsburg
3/22	at Northeastern State *	L, 12-13	Tablequah, Okla.
3/24	Central Oklahoma *	L, 2-13	Pittsburg
3/25	Central Oklahoma *	L, 4-7	Pittsburg
3/26	Central Oklahoma *	L, 1-14	Pittsburg
3/29	Northeastern State *	L, 6-9	Pittsburg
4/1	at Northwest Missouri *	L, 6-12	Maryville, Mo.
4/2	at Northwest Missouri *	L, 5-6	Maryville, Mo.
4/3	at Northwest Missouri *	L, 3-13	Maryville, Mo.
4/5	at Northeastern State *	L, 6-7	Tablequah, Okla.
4/8	Lincoln *	W, 10-8	Pittsburg
4/9	Lincoln *	W, 15-9	Pittsburg
4/10	Lincoln *	W, 11-1	Pittsburg
4/13	Missouri Southern *	L, 9-10	Pittsburg
4/14	at Nebraska-Kearney *	L, 5-9	Kearney, Neb.

4/15	at Nebraska-Kearney *	L, 11-21	Kearney, Neb.
4/15	at Nebraska-Kearney *	W, 10-9	Kearney, Neb.
4/20	at Missouri Southern *	W, 10-1	Joplin, Mo.
4/21	at Southwest Baptist *	W, 13-2	Bolivar, Mo.
4/22	at Southwest Baptist *	L, 1-5	Bolivar, Mo.
4/23	at Southwest Baptist *	L, 7-9	Bolivar, Mo.
4/27	Missouri Southern *	W, 5-4	Pittsburg
4/28	Fort Hays State *	W, 3-2	Pittsburg
4/29	Fort Hays State *	L, 6-11	Pittsburg
5/3	Southwest Baptist	W, 8-5	Pittsburg
5/5	Lindenwood *	L, 2-8	Pittsburg
5/6	Lindenwood *	L, 9-10	Pittsburg
5/7	Lindenwood *	L, 2-11	Pittsburg

\* MIAA game

## 2017

**Head Coach:** Tom Myers

**Record:** 23-27, 17-19 MIAA

Date	Opponent	Result	Site
2/2	at Arkansas-Fort Smith	L, 5-6	Fort Smith, Ark.
2/3	vs. Henderson State	L, 2-4	Fort Smith, Ark.
2/4	vs. Henderson State	W, 2-9	Fort Smith, Ark.
2/11	Sioux Falls	W, 21-11	Pittsburg
2/11	Sioux Falls	W, 13-11	Pittsburg
2/12	Sioux Falls	W, 14-8	Pittsburg
2/18	Minnesota Duluth	W, 9-4	Pittsburg
2/18	Minnesota Duluth	L, 11-12	Pittsburg
2/19	Minnesota Duluth	W, 16-9	Pittsburg
2/19	Minnesota Duluth	W, 10-8	Pittsburg
2/25	at Emporia State *	L, 11-0	Emporia, Kan.
2/26	at Emporia State *	L, 13-8	Emporia, Kan.
2/27	at Emporia State *	L, 8-6	Emporia, Kan.
3/1	at Rogers State	L, 6-3	Claremore, Okla.
3/3	Central Missouri *	L, 7-4	Pittsburg
3/4	Central Missouri *	W, 13-6	Pittsburg
3/5	Central Missouri *	L, 5-7	Pittsburg
3/8	Rogers State	L, 17-22	Pittsburg
3/10	Missouri Western *	L, 1-2	Pittsburg
3/10	Missouri Western *	L, 4-9	Pittsburg
3/12	Missouri Western *	W, 10-7	Pittsburg
3/15	Bemidji State	L, 3-6	Pittsburg
3/17	at Washburn *	L, 4-7	Topeka, Kan.
3/18	at Washburn *	W, 9-7	Topeka, Kan.
3/19	at Washburn *	W, 5-4	Topeka, Kan.
3/21	Northeastern State	L, 3-5	Pittsburg
3/24	at Central Oklahoma *	W, 16-2	Edmond, Okla.
3/25	at Central Oklahoma *	W, 10-1	Edmond, Okla.
3/26	at Central Oklahoma *	L, 8-9	Edmond, Okla.
3/28	at Northeastern State	L, 6-11	Tablequah, Okla.
3/31	Northwest Missouri *	L, 0-7	Pittsburg
4/1	Northwest Missouri *	L, 2-7	Pittsburg
4/2	Northwest Missouri *	L, 4-11	Pittsburg
4/4	Northeastern State	W, 4-3	Pittsburg
4/11	at Missouri Southern *	W, 9-3	Joplin, Mo.
4/13	Nebraska-Kearney *	W, 10-6	Pittsburg
4/14	Nebraska-Kearney *	W, 16-9	Pittsburg
4/15	Nebraska-Kearney *	W, 10-5	Pittsburg
4/18	Missouri Southern *	W, 13-7	Pittsburg
4/23	Southwest Baptist *	L, 5-9	Pittsburg
4/23	Southwest Baptist *	W, 1-2	Pittsburg
4/24	Southwest Baptist *	W, 7-1	Pittsburg
4/26	Missouri Southern *	L, 3-16	Joplin, Mo.
5/1	at Fort Hays State *	W, 8-5	Fort Hays, Kan.
5/1	at Fort Hays State *	W, 8-6	Fort Hays, Kan.
5/2	at Fort Hays State *	W, 11-2	Fort Hays, Kan.
5/5	at Lindenwood *	L, 2-9	St. Charles, Mo.
5/6	at Lindenwood *	L, 5-7	St. Charles, Mo.
5/7	at Lindenwood *	L, 4-7	St. Charles, Mo.

\* MIAA game

## 2018

**Head Coach:** Tom Myers

**Record:** 33-21, 23-13 MIAA

Date	Opponent	Result	Site
2/2	at Arkansas-Monticello	L, 7-8	Monticello, Ark.
2/3	at Arkansas-Monticello	L, 1-11	Monticello, Ark.
2/3	at Arkansas-Monticello	W, 13-5	Monticello, Ark.
2/8	at Colorado State-Pueblo	L, 12-13	Pueblo, Colo.
2/8	at Colorado State-Pueblo	W, 2-3	Pueblo, Colo.
2/9	at Colorado State-Pueblo	W, 6-3	Pueblo, Colo.
2/17	Mino State	L, 4-7	Pittsburg
2/18	Mino State	W, 8-9	Pittsburg
2/18	Mino State	W, 18-2	Pittsburg
2/25	Fort Hays State *	W, 12-3	Pittsburg
2/25	Fort Hays State *	W, 7-3	Pittsburg
2/26	Fort Hays State *	W, 18-5	Pittsburg
3/2	Lindenwood *	W, 6-5	Pittsburg
3/3	Lindenwood *	W, 7-5	Pittsburg
3/4	Lindenwood *	L, 2-7	Pittsburg
3/6	Wayne State	W, 12-2	Pittsburg
3/6	Wayne State	W, 10-3	Pittsburg

# All-Time Scores

3/9	Emporia State*	W, 15-12	Pittsburg
3/9	Emporia State*	W, 5-2	Pittsburg
3/10	Emporia State*	L, 1-3	Pittsburg
3/17	at Central Missouri*	W, 9-6	Warrensburg, Mo.
3/17	at Central Missouri*	L, 9-13	Warrensburg, Mo.
3/18	at Central Missouri*	L, 6-7	Warrensburg, Mo.
3/20	at Northeastern State*	L, 6-7	Tahlequah, Okla.
3/22	at Missouri Western*	W, 11-3	St. Joseph, Mo.
3/23	at Missouri Western*	W, 6-3	St. Joseph, Mo.
3/23	at Missouri Western*	W, 4-2	St. Joseph, Mo.
3/28	at Missouri Southern*	L, 3-4	Pittsburg
3/29	Washburn*	L, 5-6	Pittsburg
3/30	Washburn*	W, 17-12	Pittsburg
3/31	Washburn*	W, 7-1	Pittsburg
4/4	Northeastern State*	W, 7-3	Pittsburg
4/8	Central Oklahoma*	L, 0-4	Pittsburg
4/9	Central Oklahoma*	W, 9-3	Pittsburg
4/9	Central Oklahoma*	L, 3-9	Pittsburg
4/11	Missouri Southern*	W, 11-8	Joplin, Mo.
4/12	at Northwest Missouri*	W, 16-3	Maryville, Mo.
4/12	at Northwest Missouri*	W, 5-0	Maryville, Mo.
4/13	at Northwest Missouri*	W, 8-3	Maryville, Mo.
4/17	at Northeastern State*	L, 6-9	Tahlequah, Okla.
4/24	Missouri Southern*	W, 7-4	Pittsburg
4/27	at Nebraska-Kearney*	L, 7-10	Kearney, Neb.
4/28	at Nebraska-Kearney*	W, 16-1	Kearney, Neb.
4/29	at Nebraska-Kearney*	W, 4-6	Kearney, Neb.
5/4	at Southwest Baptist*	L, 8-9	Bolivar, Mo.
5/5	at Southwest Baptist*	W, 16-9	Bolivar, Mo.
5/5	at Southwest Baptist*	W, 12-2	Bolivar, Mo.
5/10	Nebraska-Kearney #	W, 4-2	Warrensburg, Mo.
5/11	vs. Northeastern State #	W, 13-3	Warrensburg, Mo.
5/12	vs. Emporia State #	L, 0-4	Warrensburg, Mo.
5/13	vs. Emporia State #	L, 5-11	Warrensburg, Mo.
5/17	vs. Augustana !	L, 4-9	Magnolia, Ark.
5/18	at Southern Arkansas !	L, 1-5	Magnolia, Ark.

\* MIAA Game

# MIAA Tournament

! NCAA Division II Central Regional

## 2019

Head Coach: Bob Fornelli

Record: 31-21, 20-13 MIAA

Date	Opponent	Result	Site
2/1	vs. Oklahoma Christian	L, 5-6	Edmond, Okla.
2/2	vs. Southwestern Oklahoma	L, 8-9	Edmond, Okla.
2/3	vs. Southeastern Oklahoma	W, 8-7	Edmond, Okla.
2/9	Colorado State-Pueblo	W, 6-3	Pittsburg
2/9	Colorado State-Pueblo	W, 2-1	Pittsburg
2/10	Colorado State-Pueblo	W, 14-7	Pittsburg
2/14	at Newman	L, 3-7	Wichita, Kan.
2/17	Winona State	W, 6-4	Pittsburg
2/17	Winona State	L, 2-11	Pittsburg
2/22	Southwest Baptist*	W, 9-6	Pittsburg
2/23	Southwest Baptist*	L, 6-7	Pittsburg
2/24	Southwest Baptist*	W, 13-3	Pittsburg
3/1	at Washburn*	W, 12-3	Topeka, Kan.
3/1	at Washburn*	L, 0-7	Topeka, Kan.
3/2	at Washburn*	L, 2-4	Topeka, Kan.
3/6	Newman	L, 6-8	Pittsburg
3/9	at Lindenwood*	L, 4-7	St. Charles, Mo.
3/10	at Lindenwood*	W, 13-2	St. Charles, Mo.
3/11	at Lindenwood*	W, 5-2	St. Charles, Mo.
3/15	Northwest Missouri*	W, 10-0	Pittsburg
3/16	Northwest Missouri*	W, 3-2	Pittsburg
3/17	Northwest Missouri*	L, 1-7	Pittsburg
3/20	Baker	W, 5-3	Pittsburg
3/22	at Central Oklahoma*	L, 4-5	Edmond, Okla.
3/23	at Central Oklahoma*	L, 0-3	Edmond, Okla.
3/24	at Central Oklahoma*	L, 4-6	Edmond, Okla.
3/30	Central Missouri*	L, 5-6	Pittsburg
3/31	Central Missouri*	L, 2-3	Pittsburg
4/1	Central Missouri*	W, 4-2	Pittsburg
4/2	at Newman	L, 2-5	Wichita, Kan.
4/5	Northeastern State*	W, 11-6	Pittsburg
4/6	Northeastern State*	W, 5-4	Pittsburg
4/7	Northeastern State*	W, 9-7	Pittsburg
4/9	vs. Northwest Missouri	W, 3-2	Kansas City, Kan.
4/12	at Emporia State*	L, 3-9	Emporia, Kan.
4/13	at Emporia State*	W, 1-0	Emporia, Kan.
4/14	at Emporia State*	W, 7-4	Emporia, Kan.
4/16	vs. Arkansas Tech	W, 9-3	Springdale, Ark.
4/18	Missouri Western*	L, 3-7	Pittsburg
4/19	Missouri Western*	W, 7-4	Pittsburg
4/20	Missouri Western*	W, 14-10	Pittsburg
4/26	at Missouri Southern*	W, 4-1	Joplin, Mo.
4/27	at Missouri Southern*	W, 9-4	Joplin, Mo.
4/28	at Missouri Southern*	L, 4-8	Joplin, Mo.
5/3	at Fort Hays State*	W, 12-0	Hays, Kan.
5/4	at Fort Hays State*	W, 12-3	Hays, Kan.
5/5	at Fort Hays State*	W, 10-6	Hays, Kan.
5/9	Emporia State #	W, 5-4	Pittsburg

5/10	Central Missouri #	L, 4-5	Pittsburg
5/11	Central Oklahoma #	W, 2-1	Pittsburg
5/12	Central Oklahoma #	L, 8-9	Pittsburg

\* MIAA Game

# MIAA Tournament

## 2020

Head Coach: Bob Fornelli

Record: 14-8, 4-2 MIAA

Date	Opponent	Result	Site
1/31	vs. Southwestern Oklahoma	L, 14-0	Edmond, Okla.
1/31	vs. Emporia State	L, 0-6	Edmond, Okla.
2/1	vs. Henderson State	W, 6-2	Edmond, Okla.
2/2	Northwestern Oklahoma	L, 13-10	Edmond, Okla.
2/7	Winona State	L, 3-2	Pittsburg
2/8	Winona State	W, 10-9	Pittsburg
2/8	Winona State	L, 10-3	Pittsburg
2/14	Minnesota Crookston	W, 7-6	Pittsburg
2/15	Minnesota Crookston	L, 8-0	Pittsburg
2/16	Minnesota Crookston	W, 4-3	Pittsburg
2/21	Upper Iowa	W, 14-4	Pittsburg
2/21	Truman	W, 12-1	Pittsburg
2/22	Truman	W, 20-5	Pittsburg
2/22	Upper Iowa	W, 13-8	Pittsburg
2/28	Fort Hays State*	L, 7-4	Pittsburg
2/29	Fort Hays State*	W, 11-5	Pittsburg
3/1	Fort Hays State*	W, 9-3	Pittsburg
3/3	William Jewell	W, 10-7	Pittsburg
3/6	at Northeastern State*	L, 5-3	Tahlequah, Okla.
3/7	at Northeastern State*	W, 6-4	Tahlequah, Okla.
3/8	at Northeastern State*	W, 7-3	Tahlequah, Okla.

\* MIAA Game

## 2021

Head Coach: Bob Fornelli

Record: 30-16, 21-12 MIAA

Date	Opponent	Result	Site
2/22	Missouri Western	W, 17-12	Pittsburg
2/23	Northwest Missouri	W, 20-2	Pittsburg
2/24	Minot State	W, 4-2	Pittsburg
2/27	at Fort Hays State*	W, 9-1	Hays, Kan.
2/27	at Fort Hays State*	W, 6-0	Hays, Kan.
2/28	at Fort Hays State*	L, 10-11	Hays, Kan.
3/5	Northeastern State*	W, 5-2	Pittsburg
3/1	Northeastern State*	L, 8-16	Pittsburg
3/6	Northeastern State*	L, 0-3	Pittsburg
3/14	Washburn*	L, 14-15	Pittsburg
3/15	Washburn*	L, 10-13	Pittsburg
3/15	Washburn*	W, 9-8	Pittsburg
3/20	at Northwest Missouri*	W, 7-1	Maryville, Mo.
3/20	at Northwest Missouri*	W, 6-3	Maryville, Mo.
3/21	at Northwest Missouri*	W, 9-2	Maryville, Mo.
3/27	at Central Oklahoma*	L, 2-8	Edmond, Okla.
3/27	at Central Oklahoma*	W, 10-3	Edmond, Okla.
3/28	at Central Oklahoma*	W, 10-5	Edmond, Okla.
3/30	Emporia State	L, 10-10	Pittsburg, Kan.
4/2	at Rogers State*	W, 9-1	Claremore, Okla.
4/3	at Rogers State*	W, 4-3	Claremore, Okla.
4/3	at Rogers State*	W, 2-0	Claremore, Okla.
4/6	at Washburn	W, 11-1	Topeka, Kan.
4/10	Central Missouri*	L, 3-10	Pittsburg
4/10	Central Missouri*	L, 6-18	Pittsburg
4/11	Central Missouri*	L, 1-13	Pittsburg
4/13	Emporia State	W, 12-1	Emporia, Kan.
4/17	Newman*	W, 13-3	Pittsburg
4/17	Newman*	L, 8-12	Pittsburg
4/18	Newman*	W, 5-1	Pittsburg
4/24	Missouri Southern*	W, 3-2	Pittsburg
4/24	Missouri Southern*	W, 4-3	Pittsburg
4/25	Missouri Southern*	W, 8-7	Pittsburg
4/30	at Missouri Western*	W, 5-1	St. Joseph, Mo.
5/1	at Missouri Western*	W, 7-6	St. Joseph, Mo.
5/1	at Missouri Western*	W, 5-2	St. Joseph, Mo.
5/7	Emporia State*	L, 10-11	Pittsburg
5/7	Emporia State*	L, 4-11	Pittsburg
5/8	Emporia State*	W, 9-7	Pittsburg
5/14	Washburn #	L, 3-5	Pittsburg
5/15	Washburn #	W, 8-5	Pittsburg
5/16	Washburn #	W, 9-7	Pittsburg
5/20	vs. Central Missouri #	L, 5-9	Joplin, Mo.
5/21	vs. Rogers State #	W, 7-6	Joplin, Mo.
5/21	vs. Central Oklahoma #	W, 2-1	Joplin, Mo.
5/22	vs. Central Missouri #	L, 2-11	Joplin, Mo.

\* MIAA Game

# MIAA Tournament

# All-Time Scores

## 2022

**Head Coach:** Bob Fornelli  
**Record:** 31-21, 21-12 MIAA

Date	Opponent	Result	Site
2/6	vs. Southwestern Oklahoma	W, 6-4	Edmond, Okla.
2/7	vs. Oklahoma Baptist	L, 4-10	Edmond, Okla.
2/8	vs. Northern State	W, 12-7	Edmond, Okla.
2/11	at Henderson State	L, 3-13	Arkadelphia, Ark.
2/12	at Ouachita Baptist	L, 9-10	Arkadelphia, Ark.
2/12	vs. Southern Arkansas	L, 3-6	Arkadelphia, Ark.
2/15	Oklahoma Baptist	L, 14-15	Pittsburg
2/19	Wayne State (Neb.)	W, 9-2	Pittsburg
2/20	Wayne State (Neb.)	L, 10-20	Pittsburg
2/21	Wayne State (Neb.)	W, 9-5	Pittsburg
2/27	at Missouri Southern *	W, 10-4	Joplin, Mo.
2/27	at Missouri Southern *	W, 21-8	Joplin, Mo.
2/28	at Missouri Southern *	L, 2-14	Pittsburg
3/1	Southwest Baptist	W, 14-2	Pittsburg
3/4	Missouri Western *	W, 9-4	Pittsburg
3/5	Missouri Western *	W, 10-4	Pittsburg
3/5	Missouri Western *	W, 15-6	Pittsburg
3/12	Northwest Missouri *	W, 6-5	Pittsburg
3/13	Northwest Missouri *	W, 21-11	Pittsburg
3/14	Northwest Missouri *	W, 9-8	Pittsburg
3/16	at Emporia State *	W, 7-1	Emporia, Kan.
3/18	at Northeastern State *	L, 8-11	Tahlequah, Okla.
3/19	at Northeastern State *	W, 11-10	Tahlequah, Okla.
3/20	at Northeastern State *	L, 13-17	Tahlequah, Okla.
3/25	Fort Hays State *	W, 14-1	Pittsburg
3/26	Fort Hays State *	W, 10-5	Pittsburg
3/27	Fort Hays State *	W, 8-5	Pittsburg
3/29	Emporia State *	W, 11-2	Pittsburg
4/1	Central Oklahoma *	L, 3-5	Pittsburg
4/2	Central Oklahoma *	W, 3-2	Pittsburg
4/3	Central Oklahoma *	L, 11-14	Pittsburg
4/5	Arkansas Tech	W, 14-8	Pittsburg
4/5	Rogers State *	L, 3-5	Pittsburg
4/9	Rogers State *	W, 7-5	Pittsburg
4/10	Rogers State *	W, 23-3	Pittsburg
4/12	at Emporia State *	L, 10-11	Emporia, Kan.
4/14	at Central Missouri *	L, 1-7	Warrensburg, Mo.
4/15	at Central Missouri *	L, 5-8	Warrensburg, Mo.
4/16	at Central Missouri *	L, 0-11	Warrensburg, Mo.
4/19	at Missouri S&T	L, 2-5	Rolla, Mo.
4/21	at Newman *	W, 7-3	Wichita, Kan.
4/22	at Newman *	W, 9-0	Wichita, Kan.
4/23	at Newman *	W, 11-3	Wichita, Kan.
4/27	Missouri S&T	W, 12-7	Pittsburg
4/29	at Washburn *	W, 14-3	Topeka
4/30	at Washburn *	L, 8-10	Topeka
5/1	at Washburn *	W, 13-2	Topeka
5/6	Missouri Southern #	L, 0-6	Pittsburg
5/7	Missouri Southern #	W, 8-4	Pittsburg
5/8	Missouri Southern #	W, 17-13	Pittsburg
5/12	vs. Northeastern State #	L, 4-7	Edmond, Okla.
5/13	vs. Central Missouri #	L, 4-15	Edmond, Okla.

\* MIAA Game  
# MIAA Tournament

## 2023

**Head Coach:** Bob Fornelli  
**Record:** 33-20, 21-12 MIAA

Date	Opponent	Result	Site
2/3	vs. Southwestern Okla. ^	W, 2-1	Edmond, Okla.
2/4	vs. Oklahoma Baptist ^	L, 4-21	Edmond, Okla.
2/5	vs. Northern State	W, 7-4	Edmond, Okla.
2/10	Regis	W, 5-1	Pittsburg, Kan.
2/11	Regis	L, 11-14	Pittsburg, Kan.
2/11	Regis	W, 6-4	Pittsburg, Kan.
2/12	Regis	W, 16-3	Pittsburg, Kan.
2/17	Sioux Falls	W, 23-2	Pittsburg, Kan.
2/18	Metro State	W, 6-5	Pittsburg, Kan.
2/19	Sioux Falls	W, 14-11	Pittsburg, Kan.
2/19	Metro State	L, 8-14	Pittsburg, Kan.
2/21	at Oklahoma Baptist	L, 1-9	Shawnee, Okla.
2/24	Missouri Southern *	W, 8-3	Pittsburg, Kan.
2/25	Missouri Southern *	L, 16-20	Pittsburg, Kan.
2/26	Missouri Southern *	L, 14-19	Pittsburg, Kan.
3/4	at Missouri Western *	W, 14-2	St. Joseph, Mo.
3/5	at Missouri Western *	W, 4-3	St. Joseph, Mo.
3/6	at Missouri Western *	W, 15-1	St. Joseph, Mo.
3/10	Northwest Missouri *	W, 7-3	Pittsburg, Kan.
3/11	Northwest Missouri *	L, 1-3	Pittsburg, Kan.
3/12	Northwest Missouri *	W, 4-1	Pittsburg, Kan.
3/14	Emporia State *	W, 9-8	Pittsburg, Kan.
3/17	Northeastern State *	W, 11-7	Pittsburg, Kan.
3/19	Northeastern State *	W, 5-2	Pittsburg, Kan.
3/19	Northeastern State *	W, 12-0	Pittsburg, Kan.
3/24	at Fort Hays State *	W, 14-1	Hays, Kan.
3/24	at Fort Hays State *	W, 9-5	Hays, Kan.
3/25	at Fort Hays State *	W, 11-6	Hays, Kan.
3/28	at Emporia State *	L, 7-8	Emporia, Kan.
3/29	Missouri S&T	L, 7-13	Pittsburg, Kan.

3/31	at Central Oklahoma *	W, 16-12	Edmond, Okla.
4/1	at Central Oklahoma *	L, 6-10	Edmond, Okla.
4/2	at Central Oklahoma *	W, 9-5	Edmond, Okla.
4/4	at Drury	W, 6-5	Ozark, Mo.
4/6	at Rogers State *	L, 9-10	Claremore, Okla.
4/7	at Rogers State *	W, 14-10	Claremore, Okla.
4/8	at Rogers State *	W, 8-4	Claremore, Okla.
4/11	Emporia State *	W, 13-8	Pittsburg, Kan.
4/14	Central Missouri *	W, 6-5	Pittsburg, Kan.
4/15	Central Missouri *	L, 5-9	Pittsburg, Kan.
4/16	Central Missouri *	L, 5-7	Pittsburg, Kan.
4/18	at Missouri S&T	W, 14-3	Rolla, Mo.
4/21	Newman *	L, 6-7	Pittsburg, Kan.
4/22	Newman *	W, 13-1	Pittsburg, Kan.
4/23	Newman *	L, 0-11	Pittsburg, Kan.
4/28	Washburn *	W, 6-9	Pittsburg, Kan.
4/29	Washburn *	W, 10-1	Pittsburg, Kan.
4/30	Washburn *	L, 4-6	Pittsburg, Kan.
5/5	Central Oklahoma #	W, 12-7	Pittsburg, Kan.
5/6	Central Oklahoma #	L, 9-10	Pittsburg, Kan.
5/7	Central Oklahoma #	W, 14-8	Pittsburg, Kan.
5/11	at Central Missouri #	L, 2-13	Warrensburg, Mo.
5/12	vs. Missouri Southern #	L, 2-6	Warrensburg, Mo.

\* MIAA Game  
# MIAA Tournament  
^ UCO First Pitch Classic

## 2024

**Head Coach:** Bob Fornelli  
**Record:** 34-18, 22-11 MIAA

Date	Opponent	Result	Site
2/1	Oklahoma Baptist ^	L, 5-17	Edmond, Okla.
2/2	East Central ^	W, 9-2	Edmond, Okla.
2/3	New Mexico Highlands ^	W, 11-2	Edmond, Okla.
2/4	East Central ^	W, 14-5	Edmond, Okla.
2/9	Regis	L, 4-5	Pittsburg
2/10	Regis	W, 8-0	Pittsburg
2/10	Regis	W, 2-1	Pittsburg
2/11	Regis	W, 1-0	Pittsburg
2/13	at Arkansas Tech	L, 6-10	Russellville, Ark.
2/17	Southwest Baptist	W, 11-1	Pittsburg
2/18	Southwest Baptist	W, 25-3	Pittsburg
2/18	Southwest Baptist	W, 15-0	Pittsburg
2/23	at Washburn *	W, 8-6	Topeka, Kan.
2/24	at Washburn *	L, 4-8	Topeka, Kan.
2/25	at Washburn *	L, 9-10	Topeka, Kan.
3/1	Northwest Missouri *	W, 12-10	Pittsburg
3/2	Northwest Missouri *	W, 10-0	Pittsburg
3/3	Northwest Missouri *	W, 12-3	Pittsburg
3/9	at Rogers State *	W, 12-0	Claremore, Okla.
3/10	at Rogers State *	W, 3-2	Claremore, Okla.
3/11	at Rogers State *	W, 11-0	Claremore, Okla.
3/12	at Emporia State *	W, 12-10	Emporia, Kan.
3/15	#9 Missouri Southern *	L, 1-6	Pittsburg
3/16	#9 Missouri Southern *	W, 5-4	Pittsburg
3/17	#9 Missouri Southern *	L, 1-3	Pittsburg
3/19	at Oklahoma Baptist	L, 9-12	Shawnee, Okla.
3/22	#25 Central Oklahoma *	W, 6-5	Pittsburg
3/23	#25 Central Oklahoma *	L, 1-6	Pittsburg
3/24	#25 Central Oklahoma *	W, 18-4	Pittsburg
3/26	Emporia State *	W, 13-6	Pittsburg
3/28	at Northeastern State *	W, 17-4	Tahlequah, Okla.
3/29	at Northeastern State *	L, 9-10	Tahlequah, Okla.
3/30	at Northeastern State *	L, 8-10	Tahlequah, Okla.
4/2	Drury	W, 4-3	Pittsburg
4/5	at #2 Central Missouri *	L, 1-9	Warrensburg, Mo.
4/6	at #2 Central Missouri *	L, 5-8	Warrensburg, Mo.
4/7	at #2 Central Missouri *	L, 4-13	Warrensburg, Mo.
4/9	at Emporia State *	W, 6-5	Emporia, Kan.
4/12	Missouri Western *	W, 9-4	Pittsburg
4/13	Missouri Western *	W, 11-5	Pittsburg
4/14	Missouri Western *	W, 6-5	Pittsburg
4/16	Emporia State	L, 7-9	Pittsburg
4/19	at Newman *	W, 13-3	Wichita, Kan.
4/20	at Newman *	W, 10-8	Wichita, Kan.
4/21	at Newman *	W, 9-10	Wichita, Kan.
4/26	Fort Hays State *	L, 8-13	Pittsburg
4/27	Fort Hays State *	W, 14-2	Pittsburg
4/28	Fort Hays State *	W, 10-9	Pittsburg
5/3	Rogers State #	W, 11-1	Pittsburg
5/4	Rogers State #	W, 6-1	Pittsburg
5/9	#5 Missouri Southern !	W, 5-9	Pittsburg
5/10	#2 Central Missouri !	L, 5-16	Pittsburg

\* MIAA Game  
# MIAA Tournament  
! MIAA Tournament Championships  
^ UCO First Pitch Classic

# All-Time Series History

OPPONENT	W- L	LAST MET	RESULT
Arkansas	1- 16	4/17/2002	L, 1-5
Arkansas-Fort Smith	0- 3	2/4/2017	L, 2-8
Arkansas-Monticello	1- 2	2/3/2018	W, 13-5
Arkansas Tech	2- 1	2/13/2024	L, 6-10
Augustana (S.D.)	4- 1	5/17/2018	L, 4-9
Bacone	2- 0	4/17/2012	W, 2-0
Baker	10- 1	3/20/2019	W, 5-3
Bemidji State	13- 1	3/15/2017	L, 3-6
Benedictine	12- 5	3/26/1991	W, 9-4
Bethany	3- 0	3/22/2011	W, 13-10
Buena Vista	1- 2	3/18/1967	W, 6-3
Cameron	27- 24	2/8/2009	L, 2-15
Central Arkansas	0- 1	3/7/2006	L, 4-22
Central Bible	2- 0	3/27/1969	W, 4-1
<b>Central Missouri</b>	<b>16- 92</b>	<b>5/10/2024</b>	<b>L, 5-16</b>
<b>Central Oklahoma</b>	<b>22- 27</b>	<b>3/24/2024</b>	<b>W, 18-4</b>
Colorado State-Pueblo	5- 1	2/10/2019	W, 14-7
Concordia-St. Paul	3- 3	3/11/2007	L, 0-7
Dakota Wesleyan	2- 0	3/4/1998	W, 17-5
Drury	12- 6	4/2/2024	W, 4-3
College of Emporia	1- 1	5/1/1962	L, 2-4
East Central	2- 0	2/4/2024	W, 14-5
<b>Emporia State</b>	<b>48- 84</b>	<b>4/16/2024</b>	<b>L, 7-9</b>
Findlay	3- 0	3/08/2007	W, 10-9
<b>Fort Hays State</b>	<b>38- 30</b>	<b>4/27/2024</b>	<b>W, 10-9</b>
Friends	11- 2	3/3/1994	W, 15-3
Grand Valley State	5- 2	3/07/2007	W, 4-3
Grandview	3- 1	3/11/2006	W, 17-10
Hamline	2- 0	3/21/1995	W, 19-2
Henderson State	2- 3	2/11/2022	L, 3-13
Huron	3- 0	3/14/2002	W, 17-5
Iowa Wesleyan	1- 0	3/20/2000	W, 8-1
Jamestown	2- 0	3/9/2002	W, 6-1
John Brown	7- 7	4/25/1972	L, 1-7
Kansas	1- 3	3/20/1996	W, 14-12
Lewis	1- 0	3/16/2001	W, 8-7
Lincoln	31- 14	4/10/2016	W, 11-1
Lindenwood	4- 15	3/4/2019	W, 5-2
Mary (N.D.)	0- 1	3/17/2006	L, 4-5
Maryville (Mo.)	2- 0	2/17/2013	W, 16-5
McKendree	1- 0	3/15/2000	W, 5-2

OPPONENT	W- L	LAST MET	RESULT
Metro State	3- 1	2/19/2023	L, 8-14
Midland Lutheran	1- 0	3/20/2001	W, 6-2
Minot State	4- 1	2/24/2021	W, 4-2
Minnesota Crookston	2- 1	2/16/2020	W, 4-3
Minnesota Duluth	8- 4	2/19/2017	W, 10-8
Minnesota-Morris	5- 1	3/22/9199	L, 2-7
Minnesota State	2- 0	5/13/1999	W, 5-3
Missouri S&T	40- 15	4/18/2023	W, 14-3
Missouri-St. Louis	9- 15	4/9/2014	W, 7-6
<b>Missouri Southern</b>	<b>52- 69</b>	<b>5/9/2024</b>	<b>L, 5-9</b>
Missouri State	14- 16	3/13/2001	L, 6-13
Missouri Valley	1- 1	3/9/1994	W, 7-6
<b>Missouri Western</b>	<b>48- 59</b>	<b>4/14/2024</b>	<b>W, 6-5</b>
Morningside	17- 3	3/8/2006	W, 17-11
Mount Mary	1- 0	3/10/20/04	W, 27-11
Nebraska-Kearney	13- 12	5/10/2018	W, 4-2
Nebraska-Omaha	9- 19	3/12/2011	L, 1-3
<b>Newman</b>	<b>14- 16</b>	<b>4/21/2024</b>	<b>W, 9-0</b>
New Mexico Highlands	1- 0	2/3/2024	W, 11-2
<b>Northeastern State</b>	<b>37- 33</b>	<b>3/30/2024</b>	<b>L, 8-10</b>
Northern Colorado	1- 1	3/7/1999	L, 3-6
Northern State	13- 0	2/5/2023	W, 7-4
<b>Northwest Missouri</b>	<b>57- 45</b>	<b>3/3/24</b>	<b>W, 12-3</b>
Northwestern (Iowa)	3- 0	3/1/2004	W, 17-3
Northwestern Okla.	0- 1	2/2/2020	L, 10-13
Oklahoma Baptist	0- 6	3/19/2024	L, 9-12
Oklahoma Christian	1- 3	2/1/2019	L, 5-6
Okla. Panhandle State	3- 0	2/22/2003	W, 4-3
Oral Roberts	0- 13	2/11/1998	L, 4-9
Ottawa	2- 0	3/10/1999	W, 4-3
Ouachita Baptist	1- 1	2/12/2022	L, 9-10
Parsons (Iowa)	0- 1	4/13/1968	L, 1-8
Quincy	2- 0	2/22/2003	W, 10-9
Regis	6- 4	2/11/2024	W, 1-0
Rockhurst	13- 14	3/11/2015	L, 5-12
<b>Rogers State</b>	<b>13- 8</b>	<b>5/4/2024</b>	<b>W, 6-1</b>
St. Edward's	0- 3	2/14/2005	L, 10-11
St. Olaf	3- 0	3/20/2004	W, 3-1
Sioux Falls	13- 2	2/19/2023	W, 14-11
South Dakota State	4- 2	3/7/2003	W, 8-3
Southern Arkansas	1- 4	2/12/2022	L, 3-6

# All-Time Series History

<b>OPPONENT</b>	<b>W- L</b>	<b>LAST MET</b>	<b>RESULT</b>
Southeast Missouri	1- 2	4/7/1991	L, 1-5
Southeastern Oklahoma	1- 2	2/3/2019	W, 8-7
So. Illinois-Edwardsville	3- 4	2/17/2002	L, 7-8
Southwest Baptist	76- 39	2/18/2024	W, 15-0
SW Minnesota State	10- 5	3/2/2008	L,11-15
Southwestern	2- 0	3/20/1971	W, 13-2
Southwestern Oklahoma	3- 2	2/3/2023	W, 2-1
Sterling	1- 0	3/8/2003	W, 3-2
Tabor	0- 1	4/26/2011	L, 1-12
Truman	52- 12	2/22/2020	W, 20-5
Upper Iowa	4- 5	2/22/2020	W, 13-8
<b>Washburn</b>	<b>64- 69</b>	<b>2/25/2024</b>	<b>L, 9-10</b>
Wayne State (Neb.)	18- 15	2/21/2022	W, 9-5
West Texas A&M	2- 1	3/18/1999	W, 11-0
York (Neb.)	1- 0	3/18/1994	W, 25-4
William Jewell	2- 0	3/11/2020	W, 7-3
Winona State	2- 4	2/8/2020	L, 3-10
Wisconsin - Parkside	2- 0	3/14/1998	W, 5-4
Wisconsin - Platteville	0- 1	3/13/2006	L, 1-8
Wisconsin - River Falls	1- 0	3/27/1997	W, 10-1
Wisconsin - Stevens Point	0- 1	3/16/1993	L, 5-6
Wisconsin - Stout	2- 1	3/18/2002	L, 2-5

**MIAA Opponents in Bold**

# Coaches Records

## Coach by Coach Records (Includes All Games)

Coach	Years	Won	Lost	Pct.
Al Ortolani, 1962-72	11	95	90	.514
Steve Bever, 1991-2012	22	566	528	.517
Matt Murray, 2013-16	4	80	117	.406
Tom Myers, 2017-2018	2	56	48	.538
<b>Bob Fornelli, 2019-present</b>	<b>6</b>	<b>173</b>	<b>104</b>	<b>.625</b>
<b>TOTALS</b>	<b>45</b>	<b>970</b>	<b>887</b>	<b>.522</b>

## Season by Season Records

Year	Coach	Won	Lost	Pct.
2024	Bob Fornelli	34	18	.654
2023	Bob Fornelli	33	20	.623
2022	Bob Fornelli	31	21	.596
2021	Bob Fornelli	30	16	.652
2020	Bob Fornelli	14	8	.636
2019	Bob Fornelli	31	21	.596
2018	Tom Myers	33	21	.611
2017	Tom Myers	23	27	.460
2016	Matt Murray	15	33	.313
2015	Matt Murray	18	29	.383
2014	Matt Murray	18	32	.360
2013	Matt Murray	29	24	.547
2012	Steve Bever	20	28	.421
2011	Steve Bever	20	30	.364
2010	Steve Bever	15	29	.341
2009	Steve Bever	15	38	.283
2008	Steve Bever	22	28	.440
2007	Steve Bever	24	30	.444
2006	Steve Bever	27	25	.519
2005	Steve Bever	29	21	.580
2004	Steve Bever	34	25	.576
2003	Steve Bever	32	19	.627
2002	Steve Bever	39	19	.672
2001	Steve Bever	26	25	.510
2000	Steve Bever	29	21	.580
<b>1999</b>	<b>Steve Bever *</b>	<b>36</b>	<b>14</b>	<b>.720</b>
1998	Steve Bever	36	16	.692
1997	Steve Bever	39	18	.684
1996	Steve Bever	23	25	.479
1995	Steve Bever	22	22	.500
1994	Steve Bever	30	20	.600
1993	Steve Bever	15	18	.455
1992	Steve Bever	17	26	.395
1991	Steve Bever	15	32	.319
1972	Al Ortolani	6	11	.353
1971	Al Ortolani	11	15	.423
1970	Al Ortolani	5	11	.313
1969	Al Ortolani	15	8	.652
1968	Al Ortolani	5	6	.455
1967	Al Ortolani	10	5	.667
<b>1966</b>	<b>Al Ortolani †</b>	<b>10</b>	<b>7</b>	<b>.588</b>
<b>1965</b>	<b>Al Ortolani †</b>	<b>14</b>	<b>6</b>	<b>.700</b>
1964	Al Ortolani	6	8	.417
1963	Al Ortolani	6	8	.417
1962	Al Ortolani	7	5	.583



**Bever**



**Ortolani**

\* Mid-America Intercollegiate Athletics Association (MIAA) Champions

† Central Intercollegiate Conference (CIC) Champions....

# Al Ortolani Field

The Pittsburg State baseball program completed its 29th full season at its on-campus facility, Al Ortolani Field.

Ortolani Field continues to draw reviews as one of the top playing facilities in the midwest.

Pittsburg State moved into the on-campus facility on April 1, 1995. The Gorillas had played at the city-owned and shared Jaycee Ball Park from 1962-72 and again from 1991-95.

The baseball facility is named in honor of longtime PSU athletic trainer Al Ortolani, who was the Gorillas first baseball coach (1962-72). Ortolani guided PSU to a 95-90 overall record, including a pair of Central Intercollegiate Conference titles and a trip to the NAIA District III playoffs.

After dropping a twinbill to Lincoln University on the inaugural day at Ortolani Field on April 1, 1995, the Gorillas won their remaining eight games at the facility in '95.

In 1996, PSU posted an 19-11 record in its first full season at Al Ortolani Field. The Gorillas posted a 23-3 (.885) home mark in 1999, the program's best home record, by percentage. PSU posted a program record 25 victories in 2003 (25-8). The Gorillas have won 20 or more home games in 10 seasons (1997-2000, 2002-05, 2022, 2024).

Pitt State's all-time record at the facility stands at 500-314 (.614) entering the 2025 season.

Al Ortolani Field received a boost prior to the 2003 season with the installation of lights to the facility. In Summer 2017, Al Ortolani Field's grass infield and outfield was replaced with an AstroTurf surface thanks to private funding. In the winter of 2018 and early spring of 2019, PSU's Gene Bicknell Sports Complex received a \$1.8 million enhancement - entirely through private funding - which included the construction of a new locker room, coaching offices, batting cage, press box and grandstands at Al Ortolani Field.



## Ortolani Milestones

### Win No. 1

vs. Lincoln, April 2, 1995 (22-6)

### Win No. 50

vs. SIU - Edwardsville, March 1, 1998 (5-4)

### Win No. 100

vs. Northern State, March 7, 2000 (7-5)

### Win No. 150

vs. Southwest Baptist, March 29, 2002 (9-0)

### Win No. 200

vs. Southwest Baptist, March 27, 2004 (9-6)

### Win No. 250

vs. SW Minnesota State, March 4, 2007 (11-2)

### Win No. 300

vs. Southwest Baptist, March 28, 2011 (4-3)

### Win No. 350

vs. Missouri Western, March 15, 2015 (8-5)

### Win No. 400

vs. Central Oklahoma, April 9, 2018 (9-3)

### Win No. 450

vs. Northwest Missouri, March 13, 2022 (21-11)

### Win No. 500

vs. Rogers State, May 4, 2024 (6-1)

### Largest Margin of Victory

32, vs. Missouri S&T, April 21, 1999 (33-1)

### Consecutive Wins

12, February 21, 2022 - March 29, 2022

### No-Hitters

vs. Wayne State, Feb. 17, 1996 (2-0)

## Ortolani By Year

Year	Record	Pct.
1995	8- 2	.800
1996	19- 11	.633
1997	22- 7	.759
1998	25- 7	.781
1999	23- 3	.885
2000	20- 9	.690
2001	17- 12	.586
2002	24- 9	.727
2003	25- 8	.758
2004	24- 14	.632
2005	21- 9	.700
2006	17- 14	.548
2007	18- 21	.462
2008	12- 12	.500
2009	7- 20	.259
2010	9- 7	.563
2011	13- 13	.500
2012	13- 14	.481
2013	18- 10	.643
2014	13- 12	.643
2015	9- 12	.429
2016	12- 18	.400
2017	15- 12	.555
2018	17- 7	.708
2019	18- 9	.667
2020	10- 4	.714
2021	13- 12	.520
2022	20- 6	.769
2023	17- 12	.586
2024	21- 8	.724
<b>Totals</b>	<b>500- 314</b>	<b>.614</b>