

Pittsburg State

Men's Basketball

Record Book



Updated Entering 2024-25 Season

ANNUAL STAT LEADERS

2001	Jai Pradia	59
2000	Dan Stanley	21
1999	Doug Gillispie	29
1998	Doug Gillispie	29
1997	Doug Gillispie	15
1996	Marc Eddington	15
1995	Mike Harris	29
1994	Saddrick Daniels	14
1993	Darrell Colbert	17
1992	James Cureton	10
1991	Troy Wade	8
1990	Vince Samuels	16
1989	Vince Samuels	22
1988	Jeff Greene	24
1987	Lonnie McThompson	11

FIELD GOAL PERCENTAGE

2024	Jeremy Shaw	.573
2023	Tane Prictor	.581
2022	Zach Burch	.600
2021	Zach Burch	.615
2020	Christian Edmondson	.647
2019	Christian Edmondson	.649
2018	Xavier Adams	.533
2017	Isaiah Hicks	.473
2016	Lamine Dieng	.597
2015	Trevor Gregory	.608
2014	Sam Pugh	.518
2013	A.J. Adams	.530
2012	Andra Bailey	.494
2011	Chris Ware	.539
2010	Rodney Grace	.524
2009	Rodney Grace	.508
2008	Cory Abercrombie	.586
2007	Cory Abercrombie	.573
2006	Ed Morris	.540
2005	Daniel Blair	.554
2004	Jamey Richardson	.546
2003	Oliver Vogt	.594
2002	Max Ruark	.597
2001	Max Ruark	.547
2000	Michael Rainey	.564
1999	Doug Gillispie	.624
1998	Javier Velazquez	.610
1997	Doug Gillispie	.706
1996	James Fulton	.581
1995	James Fulton	.619
1994	Saddrick Daniels	.516
1993	Darrell Colbert	.606
1992	Troy Wade	.529
1991	James Cureton	.559
1990	Scottie Fields	.546
1989	Jeff Greene	.560
1988	Jeff Greene	.536
1987	Jack Hall	.538
1986	Jeff Guiot	.512
1985	Tony McCoy	.500
1984	Blake Kinsey	.517
1983	Mike Martin	.469
1982	Reuben Ables	.513
1981	Derek Thomas	.467
1980	Calvin Jones	.580
1979	Calvin Jones	.571
1978	Don Simmons	.465
1977	Wayne Cichon	.497
1976	Wayne Cichon	.469
1975	Calvin Kinzer	.518
1974	Calvin Kinzer	.541
1973	Dick Dixon	.549
1972	Doug Baker	.536

1971	Mike Jones	.517
1970	Doug Baker	.536
1969	Mike Jones	.468
1968	Ron White	.456
1967	David Niegsch	.500
1966	Jim Chroust	.568
1965	Jim Chroust	.540
1964	Delvin Locke	.424
1963	Delvin Locke	.421
1962	Richard Massey	.443
1961	Al Burdett	.430
1960	Fred Harder	.424
1959	Fred Harder	.391
1958	Parker Stolter	.468

FREE THROW PERCENTAGE

2024	Max Alexander	.853
2023	Albert McBride	.745
2022	Ryan Pippins	.836
2021	Ryan Pippins	.878
2020	A.J. Walker	.850
2019	Grant Lozoya	.879
2018	Donovan Franklin	.872
2017	Brandon Clifford	.875
2016	Josiah Gustafson	.885
2015	Josiah Gustafson	.838
2014	Sam Pugh	.919
2013	Kaleb Porter	.832
2012	Eric Ray	.739
2011	Eric Ray	.787
2010	Spencer Magana	.866
2009	David McKinnie	.905
2008	Spencer Magana	.811
2007	Cory Abercrombie	.723
2006	Joe Bridges	.868
2005	Jason Taylor	.769
2004	Ryan Odaffer	.773
2003	Cedric Brooks	.824
2002	Ryan Odaffer	.952
2001	Jeff Willms	.857
2000	Cedric Cobb	.824
1999	Oscar Gonzalez	.779
1998	Oscar Gonzalez	.857
1997	Oscar Gonzalez	.845
1996	Marc Eddington	.796
1995	James Sanders	.818
1994	Brian Comstock	.674
1993	Mark Johnson	.795
1992	Mark Johnson	.814
1991	Anthony Kelly	.821
1990	Tony Fleming	.861
1989	Tony Fleming	.855
1988	Lonnie McThompson	.815
1987	Lonnie McThompson	.775
1986	Jeff Guiot	.902
1985	Jay Parker	.852
1984	Kyle Folkerts	.880
1983	Kyle Folkerts	.763
1982	Chucky Allen	.772
1981	Derek Thomas	.776
1980	Greg Wolf	.777
1979	Greg Wolf	.838
1978	Steve Griffin/Greg Wolf	.769
1977	Steve Odaffer	.833
1976	Steve Odaffer	.831
1975	Calvin Kinzer	.731
1974	Calvin Kinzer	.803
1973	Calvin Kinzer	.735
1972	Doug Baker	.710
1971	Erich Grotheer	.743



ANNUAL STAT LEADERS

1970	Ernest Lewis
1969	Mike Jones
1968	Ron White
1967	David Niegsch
1966	Lee Crawley
1965	Jim Chroust
1964	Jerry Couch
1963	Jerry Couch
1962	Don Miskimon
1961	Ron Maupin
1960	Fred Harder
1959	Fred Harder
1958	Fred Harder

3-POINT FIELD GOAL PERCENTAGE

2024	Jeremy Shaw
2023	R.J. Forney Jr.
2022	Iziah James
2021	Martin Vogts
2020	Dejon Waters Jr.
2019	Donovan Franklin
2018	Dakota Jones
2017	Creighton Brinker
2016	Josiah Gustafson
2015	Josiah Gustafson
2014	Sam Pugh
2013	Marky Nolen
2012	Eric Ray
2011	Eric Ray
2010	Spencer Magana
2009	Carlos Taylor
2008	Carlos Taylor
2007	Carlos Taylor
2006	Joe Bridges
2005	Andy Wachter
2004	Ryan Odaffer
2003	Tommy Vosseler
2002	Jeff Willms
2001	Ryan Odaffer
2000	Matt Frazier
1999	Michael Jones
1998	Corey Shelby
1997	Corey Shelby
1996	Marc Eddington
1995	James Sanders
1994	Jay Spoonhour
1993	Mark Johnson
1992	Matt Sherrel
1991	Matt Sherrel
1990	Matt Sherrel
1989	Randy Cones
1988	Jared Peterson
1987	Tony Fleming

FIELD GOALS MADE

2024	Deshaun English II
2023	Deshaun English II
2022	Tyler Hawkins
2021	Quentin Hardrict Jr.
2020	Jah-Kobe Womack
2019	Grant Lozoya
2018	Xavier Adams
2017	Isaiah Hicks
2016	Trey Starks
2015	Josiah Gustafson
2014	Devon Branch
2013	Kaleb Porter
2012	JaVon McGee
2011	Eric Ray
2010	Rodney Grace

.789	2009	Carlos Taylor	166
.800	2008	Cory Abercrombie	197
.748	2007	Cory Abercrombie	176
.707	2006	Eddie Jackson	174
.817	2005	Eddie Jackson	195
.767	2004	Eddie Jackson	179
.814	2003	Cedric Brooks	193
.821	2002	Cedric Brooks	188
.862	2001	Dan Stanley	173
.826	2000	Brandon Pate	200
.816	1999	Dan Stanley	127
.729	1998	Corey Shelby	133
.717	1997	Marc Eddington	196
	1996	Marc Eddington	204
	1995	Vinson Smith	163
	1994	Toraino Hellems	199
.483	1993	Darrell Colbert	175
.417	1992	Mark Johnson	130
.437	1991	Scottie Fields	152
.398	1990	Scottie Fields	215
.473	1989	Jeff Greene	230
.384	1988	Jeff Greene	288
.478	1987	Rodney Estes	187
.432	1986	Jeff Guiot	257
.473	1985	Tony McCoy	219
.425	1984	Tony McCoy	192
.518	1983	Mike Martin	146
.372	1981	Derek Allen	176

FREE THROWS MADE

2024	Max Alexander	133
2023	Quentine Hardrict Jr.	83
2022	Ryan Pippins	61
2021	Bobby Arthur-Williams Jr.	75
2020	Jah-Kobe Womack	87
2019	Grant Lozoya	160
2018	Xavier Adams	163
2017	Brandon Clifford	42
2016	Trey Starks	137
2015	Josiah Gustafson	124
2014	Devon Branch	137
2013	Kaleb Porter	99
2012	Eric Ray	102
2011	Eric Ray	85
2010	Rodney Grace	105
2009	Carlos Taylor	89
2008	Cory Abercrombie	108
2007	Ed Morris	113
2006	Eddie Jackson	115
2005	Jason Taylor	133
2004	Eddie Jackson	132
2003	Cedric Brooks	136
2002	Jai Pradia	104
2001	Dan Stanley	106
2000	Cedric Cobb	103
1999	Doug Gillispie	135
1998	Oscar Gonzalez	150
1997	Marc Eddington	111
1996	Marc Eddington	78
1995	Vinson Smith	105
1994	Toraino Hellems	67
1993	Mark Johnson	58
1992	Anthony Kelly	64
1991	Scottie Fields	102
1990	Scottie Fields	118
1989	Jeff Greene	116
1988	Jeff Greene	132
1987	Lonnie McThompson	79
1986	Jeff Guiot	110
1985	Tony McCoy	136
1984	Tony McCoy	87

ANNUAL STAT LEADERS

1983	Barry O'Brien	53
1982	Derek Thomas	85
1981	Derek Thomas	76

3-POINT FIELD GOALS MADE

2024	R.J. Forney Jr.	63
2023	R.J. Forney Jr.	70
2022	Iziah James	31
2021	Martin Vogts	49
2020	Jah-Kobe Womack	62
2019	Grant Lozoya	62
2018	Grant Lozoya	44
2017	Creighton Brinker	39
2016	Josiah Gustafson	53
2015	Josiah Gustafson	48
2014	Ethan Cordray	45
2013	Kaleb Porter	68
2012	Eric Ray	43
2011	Adrian Herrera	33
2010	Spencer Magana	70
2009	Spencer Magana	56
2008	Carlos Taylor	39
2007	Keith Windom	43
2006	Eddie Jackson	74
2005	Eddie Jackson	115
2004	Eddie Jackson	84
2003	Cedric Brooks	61
2002	Cedric Brooks	66
2001	Brandon Pate	65
2000	Michael Jones	49
1999	Oscar Gonzalez	70
1998	Oscar Gonzalez	82
1997	Corey Shelby	56
1996	Oscar Gonzalez	65
1995	James Sanders	44
1994	Jay Spoonhour	47
1993	Mark Johnson	82
1992	Mark Johnson	71
1991	Matt Sherrel	37
1990	Matt Sherrel	53
1989	Tony Fleming	54
1988	Tony Fleming	47
1987	Tony Fleming	51

PLAYER STATISTICS (1990-PRES)

Cory Abercrombie (Piedmont, S.C./Independence Community College)

Year	G/GS	FG/FGA	Pct	3FG/A	Pct	FT/FTA	Pct	Pts	Avg	Reb	Avg	Ast	TO	Bk	Stl
2007	31/26	176/307	.573	0/0	.000	99/137	.723	451	14.5	183	5.9	25	65	17	22
2008	28/28	197/336	.586	0/0	.000	108/146	.740	502	17.9	285	10.2	33	83	30	30
Totals	59/54	373/643	.580	0/0	.000	207/283	.731	903	15.3	468	7.9	58	148	47	52

A.J. Adams (Jeffersonville, Ind./Eastern Arizona College)

Year	G/GS	FG/FGA	Pct	3FG/A	Pct	FT/FTA	Pct	Pts	Avg	Reb	Avg	Ast	TO	Bk	Stl
2013	27/22	96/181	.530	0/0	.000	73/116	.629	265	9.8	117	4.3	10	36	15	13

Xavier Adams (Flower Mound, Texas/University of New Mexico)

Year	G/GS	FG/FGA	Pct	3FG/A	Pct	FT/FTA	Pct	Pts	Avg	Reb	Avg	Ast	TO	Bk	Stl
2018	30/30	179/336	.533	16/67	.239	163/237	.688	537	17.9	217	7.2	63	71	19	32

Lindsey Adams (Jackson, Miss./Provine High School)

Year	G/GS	FG/FGA	Pct	3FG/A	Pct	FT/FTA	Pct	Pts	Avg	Reb	Avg	Ast	TO	Bk	Stl
1996	21/0	50/142	.352	18/48	.375	32/50	.640	150	7.1	35	1.7	31	55	4	18

Amos Alford (Wichita, Kan./Coffeyville Community College)

Year	G/GS	FG/FGA	Pct	3FG/A	Pct	FT/FTA	Pct	Pts	Avg	Reb	Avg	Ast	TO	Bk	Stl
1990	27/27	61/172	.355	13/39	.333	30/40	.750	165	6.1	60	2.2	36	39	3	17

Max Alexander (Buhler, Kan./Buhler High School)

Year	G/GS	FG/FGA	Pct	3FG/A	Pct	FT/FTA	Pct	Pts	Avg	Reb	Avg	Ast	TO	Bk	Stl
2023	2/0	1/2	.500	0/0	.000	0/1	.000	2	1.0	0	0.0	0	2	0	0
2022	32/18	156/260	.433	20/79	.253	133/156	.853	465	14.5	108	3.4	87	95	2	35
Totals	34/18	157/262	.599	20/79	.253	133/157	.847	467	13.7	108	3.2	87	97	2	35

Jabari Antwine (Chicago, Ill./Moberly Area Community College)

Year	G/GS	FG/FGA	Pct	3FG/A	Pct	FT/FTA	Pct	Pts	Avg	Reb	Avg	Ast	TO	Bk	Stl
2018	26/12	81/183	.443	32/79	.405	47/65	.723	241	9.3	72	2.8	83	44	8	35

Bradley Argabright (Olpe, Kan./Olpe High School)

Year	G/GS	FG/FGA	Pct	3FG/A	Pct	FT/FTA	Pct	Pts	Avg	Reb	Avg	Ast	TO	Bk	Stl
2012	4/0	1/1	1.000	0/0	.000	0/0	.000	2	0.5	1	0.3	0	1	0	0

Bobby Arthur-Willams Jr. (Potomac, Md./University of Wisconsin Milwaukee)

Year	G/GS	FG/FGA	Pct	3FG/A	Pct	FT/FTA	Pct	Pts	Avg	Reb	Avg	Ast	TO	Bk	Stl
2021	19/19	70/153	.458	13/38	.342	75/121	.620	228	12.0	128	6.7	29	42	4	17
2022	14/14	57/126	.452	8/28	.286	44/68	.647	166	11.9	88	6.3	27	24	5	13
Totals	33/33	127/279	.455	21/66	.318	119/189	.630	394	11.9	216	6.5	56	66	9	30

Clint Arnett (Dodge City, Kan./Dodge City High School)

Year	G/GS	FG/FGA	Pct	3FG/A	Pct	FT/FTA	Pct	Pts	Avg	Reb	Avg	Ast	TO	Bk	Stl
1998	16/0	8/22	.364	0/1	.000	9/17	.529	25	1.6	28	1.8	3	6	0	2
1999	13/0	7/13	.538	0/0	.000	4/8	.500	18	1.4	12	0.9	1	4	1	2
Totals	29/0	15/35	.429	0/1	.000	13/25	.520	43	1.5	40	1.4	4	10	1	4

Andra Bailey (St. Louis, Mo./Allen County Community College)

Year	G/GS	FG/FGA	Pct	3FG/A	Pct	FT/FTA	Pct	Pts	Avg	Reb	Avg	Ast	TO	Bk	Stl
2011	25/19	92/175	.526	0/8	.000	46/76	.605	230	9.2	205	8.2	36	68	21	42
2012	31/29	122/247	.494	8/30	.267	78/115	.678	330	10.6	277	8.9	56	92	20	49
Totals	56/48	214/422	.507	8/38	.211	124/191	.649	560	10.0	482	8.6	92	160	41	91

Blake Bard (Webb City, Mo./Webb City High School)

Year	G/GS	FG/FGA	Pct	3FG/A	Pct	FT/FTA	Pct	Pts	Avg	Reb	Avg	Ast	TO	Bk	Stl
1999	13/0	10/21	.476	1/6	.167	0/3	.000	21	1.6	3	0.2	5	10	0	1

William Baumgardner (Vineland, N.J./Cumberland County College)

Year	G/GS	FG/FGA	Pct	3FG/A	Pct	FT/FTA	Pct	Pts	Avg	Reb	Avg	Ast	TO	Bk	Stl
2003	24/0	9/42	.214	2/10	.200	13/18	.722	33	1.4	17	0.7	28	23	0	8

Ricky Berry (Carbondale, Ill./Carl Sandburg College)

Year	G/GS	FG/FGA	Pct	3FG/A	Pct	FT/FTA	Pct	Pts	Avg	Reb	Avg	Ast	TO	Bk	Stl
1994	4/0	0/0	.000	0/0	.000	0/0	.000	0	0.0	0	0.0	1	1	0	1

Daniel Blair (Sugarland, Texas/Grambling State University)

Year	G/GS	FG/FGA	Pct	3FG/A	Pct	FT/FTA	Pct	Pts	Avg	Reb	Avg	Ast	TO	Bk	Stl
2005	30/0	62/112	.554	0/0	.000	105/142	.739	229	7.6	158	5.3	20	36	12	7
2006	28/26	75/141	.532	0/0	.000	111/166	.669	261	9.3	182	6.5	31	58	22	16
2007	31/5	40/81	.494	0/0	.000	56/79	.709	136	4.4	82	2.6	15	33	13	7
Totals	89/31	177/334	.530	0/0	.000	272/387	.703	626	7.0	422	4.7	66	127	47	30

Danny Bovain (Bronx, N.Y./St. John's University)

Year	G/GS	FG/FGA	Pct	3FG/A	Pct	FT/FTA	Pct	Pts	Avg	Reb	Avg	Ast	TO	Bk	Stl
2003	17/1	7/28	.250	4/16	.250	7/10	.700	25	1.5	19	1.1	4	7	0	2

Devon Branch (Aberdeen, Md./University of Oregon)

Year	G/GS	FG/FGA	Pct	3FG/A	Pct	FT/FTA	Pct	Pts	Avg	Reb	Avg	Ast	TO	Bk	Stl
2014	23/23	164/325	.505	11/46	.279	137/184	.745	476	20.7	123	5.3	71	89	15	25
2015	31/31	157/303	.518	8/36	.222	113/149	.758	435	14.0	105	3.4	71	89	11	47
Totals	54/54	321/628	.511	19/82	.232	250/333	.751	911	16.9	228	4.2	142	178	26	72

Joe Bridges (Houston, Texas/Rose State College)

Year	G/GS	FG/FGA	Pct	3FG/A	Pct	FT/FTA	Pct	Pts	Avg	Reb	Avg	Ast	TO	Bk	Stl
2006	28/23	50/145	.345	15/40	.375	66/76	.868	181	6.5	70	2.5	82	75	2	15
2007	31/26	66/157	.420	13/45	.289	62/86	.721	207	6.7	70	2.3	96	63	3	22
Totals	59/49	116/302	.384	28/85	.329	128/162	.790	388	6.6	140	2.4	178	138	5	37

Creighton Brinker (Seneca, Kan. / Cloud County Community College)

Year	G/GS	FG/FGA	Pct	3FG/A	Pct	FT/FTA	Pct	Pts	Avg	Reb	Avg	Ast	TO	Bk	Stl
2016	28/0	23/45	.511	4/10	.400	7/13	.538	44	2.1	52	1.9	2	8	10	4
2017	27/21	68/150	.453	39/90	.433	18/27	.667	193	7.1	129	4.8	25	35	37	21
Totals	55/21	91/195	.466	43/100	.430	25/40	.625	237	2.6	181	1.9	27	43	47	25

Cedric Brooks (Killeen, Texas/Kilgore College)

Year	G/GS	FG/FGA	Pct	3FG/A	Pct	FT/FTA	Pct	Pts	Avg	Reb	Avg	Ast	TO	Bk	Stl
2002	27/26	188/405	.464	66/205	.322	95/122	.779	537	19.9	94	3.5	90	85	13	51
2003	28/28	193/445	.434	61/203	.300	136/165	.824	583	20.8	104	3.7	108	106	17	75
Totals	55/56	381/850	.448	127/408	.311	231/287	.805	1120	20.0	198	3.5	198	191	30	126

Jake Bullard (Cleora, Okla./Vinita High School)

Year	G/GS	FG/FGA	Pct	3FG/A	Pct	FT/FTA	Pct	Pts	Avg	Reb	Avg	Ast	TO	Bk	Stl
2013	23/15	48/104	.462	9/32	.281	56/84	.667	161	7.0	63	2.7	37	46	6	18
2014	26/26	115/250	.460	31/82	.378	124/165	.752	385	14.8	118	4.5	110	82	11	22
Totals	49/41	163/354	.460												

PLAYER STATISTICS (1990-PRES)

Brandon Clifford (Paragould, Ark./ Paragould High School)

Year	G/GS	FG/FGA	Pct	3FG/A	Pct	FT/FTA	Pct	Pts	Avg	Reb	Avg	Ast	TO	Blk	Stl
2017	27/3	58/144	.403	29/81	.358	42/48	.875	187	6.9	51	1.9	17	39	0	11
2018	11/0	19/34	.559	13/26	.500	2/2	1.00	53	4.8	18	1.6	4	7	1	0
Totals	38/3	77/178	.481	42/107	.429	44/50	.938	140	5.85	69	1.8	21	46	1	11

Cedric Cobb (St. Louis, Mo./Southeastern Illinois College)

Year	G/GS	FG/FGA	Pct	3FG/A	Pct	FT/FTA	Pct	Pts	Avg	Reb	Avg	Ast	TO	Blk	Stl
1999	29/28	106/227	.467	1/3	.333	98/130	.754	311	10.7	150	5.2	17	53	7	15
2000	29/29	95/183	.519	3/8	.375	103/125	.824	296	10.2	185	6.4	21	52	13	19
Totals	58/57	201/410	.490	4/11	.364	201/255	.788	607	10.5	335	5.8	38	105	20	34

Quentin Coffman (Emporia, Kan./Emporia High School)

Year	G/GS	FG/FGA	Pct	3FG/A	Pct	FT/FTA	Pct	Pts	Avg	Reb	Avg	Ast	TO	Blk	Stl
1996	13/0	4/11	.364	0/2	.000	6/9	.667	14	1.1	11	0.9	3	4	0	0

Darrell Colbert (McAlester, Okla./University of Missouri/Kansas City)

Year	G/GS	FG/FGA	Pct	3FG/A	Pct	FT/FTA	Pct	Pts	Avg	Reb	Avg	Ast	TO	Blk	Stl
1993	23/23	175/289	.606	0/0	.000	52/107	.486	402	17.5	183	8.0	10	47	17	14

Deitrich Cole, Jr. (Detroit, Mich./Moberly Area Community College)

Year	G/GS	FG/FGA	Pct	3FG/A	Pct	FT/FTA	Pct	Pts	Avg	Reb	Avg	Ast	TO	Blk	Stl
2018	26/14	59/94	.628	0/1	.000	22/39	.564	140	5.4	93	3.6	15	36	21	8

Brandon Coleman (Kansas City, Mo./Highland Community College)

Year	G/GS	FG/FGA	Pct	3FG/A	Pct	FT/FTA	Pct	Pts	Avg	Reb	Avg	Ast	TO	Blk	Stl
2010	17/1	20/69	.290	11/42	.262	8/10	.800	59	3.5	26	1.5	19	10	0	7

Brian Comstock (Fort Scott, Kan./Fort Scott Community College)

Year	G/GS	FG/FGA	Pct	3FG/A	Pct	FT/FTA	Pct	Pts	Avg	Reb	Avg	Ast	TO	Blk	Stl
1994	26/26	85/208	.409	28/77	.364	56/85	.659	254	9.8	97	3.7	104	61	0	41
1996	26/26	100/247	.405	28/84	.333	72/99	.727	300	11.5	96	3.7	98	72	2	37
Totals	52/52	185/455	.407	56/161	.348	128/184	.697	554	10.7	193	3.7	202	133	2	78

Randy Cones (Sugarland, Texas/Alvin Community College)

Year	G/GS	FG/FGA	Pct	3FG/A	Pct	FT/FTA	Pct	Pts	Avg	Reb	Avg	Ast	TO	Blk	Stl
1990	27/8	64/121	.529	19/39	.487	33/46	.717	180	6.7	90	3.3	27	19	7	13

Pancho Conley (Houston, Texas/University of Maryland/Eastern State)

Year	G/GS	FG/FGA	Pct	3FG/A	Pct	FT/FTA	Pct	Pts	Avg	Reb	Avg	Ast	TO	Blk	Stl
1996	27/25	108/224	.482	9/24	.375	59/95	.621	284	10.5	154	5.7	24	60	9	43
1997	18/6	18/46	.391	1/5	.200	18/41	.439	55	3.1	49	2.7	9	31	4	19
Totals	45/31	126/270	.467	10/29	.345	77/136	.566	339	7.5	203	4.5	33	91	13	62

Denver Cook (Cape Town, South Africa/Table View High School)

Year	G/GS	FG/FGA	Pct	3FG/A	Pct	FT/FTA	Pct	Pts	Avg	Reb	Avg	Ast	TO	Blk	Stl
2000	15/0	12/33	.364	0/0	.000	9/16	.563	33	2.2	40	2.7	4	9	20	4

Michael Cook (Wilberton, Okla./Eastern Oklahoma State College)

Year	G/GS	FG/FGA	Pct	3FG/A	Pct	FT/FTA	Pct	Pts	Avg	Reb	Avg	Ast	TO	Blk	Stl
1991	26/26	45/99	.455	1/9	.111	20/33	.606	111	4.3	91	3.5	124	67	3	29
1992	29/9	50/80	.625	1/3	.333	38/54	.704	139	4.8	97	3.4	64	31	7	21
Totals	55/35	95/179	.531	2/12	.167	58/87	.667	250	4.5	188	3.4	188	98	10	50

Kevin Cooper (Chanute, Kan./Neosho Community College)

Year	G/GS	FG/FGA	Pct	3FG/A	Pct	FT/FTA	Pct	Pts	Avg	Reb	Avg	Ast	TO	Blk	Stl
1991	24/8	41/100	.410	2/8	.250	17/24	.708	101	4.2	35	1.5	25	28	0	6
1992	27/0	23/53	.434	1/2	.500	15/20	.750	62	2.3	23	0.9	19	10	3	8
1993	26/26	92/201	.458	8/32	.250	24/31	.774	216	8.3	113	4.4	54	52	5	35
Totals	77/34	156/354	.441	11/42	.262	56/75	.747	379	4.9	171	2.2	98	90	8	49

Ethan Cordray (Coffeyville, Kan./Coffeyville Community College)

Year	G/GS	FG/FGA	Pct	3FG/A	Pct	FT/FTA	Pct	Pts	Avg	Reb	Avg	Ast	TO	Blk	Stl
2013	21/0	13/29	.448	11/24	.458	6/9	.667	43	2.0	9	0.4	8	6	0	4
2014	26/5	53/140	.379	45/119	.378	5/8	.625	156	6.0	29	1.1	18	20	0	14
Totals	47/5	66/169	.390	56/143	.391	11/17	.647	199	4.2	38	0.8	26	26	0	18

Henry Cowles (Conway, Ark./Scotland Prep)

Year	G/GS	FG/FGA	Pct	3FG/A	Pct	FT/FTA	Pct	Pts	Avg	Reb	Avg	Ast	TO	Blk	Stl
2024	2/0	0/3	.000	0/0	.000	0/2	.000	0	0.0	4	2.0	0	1	0	0

James Cureton (Washington, D.C./Bartlesville Wesleyan College)

Year	G/GS	FG/FGA	Pct	3FG/A	Pct	FT/FTA	Pct	Pts	Avg	Reb	Avg	Ast	TO	Blk	Stl
1991	26/26	119/213	.559	0/2	.000	49/63	.778	287	11.0	158	6.1	21	49	7	20
1992	29/12	68/112	.607	0/1	.000	27/40	.675	163	5.6	143	4.9	29	18	10	25
Totals	55/38	187/325	.575	0/3	.000	76/103	.739	450	8.2	301	5.5	50	67	17	45

Saddrick Daniels (Rome, Ga./Connors State College)

Year	G/GS	FG/FGA	Pct	3FG/A	Pct	FT/FTA	Pct	Pts	Avg	Reb	Avg	Ast	TO	Blk	Stl
1994	26/25	126/242	.521	0/0	.000	52/87	.598	304	11.7	155	6.0	16	41	14	25

Chris Darnell (Kansas City, Kan./Garden City Community College)

Year	G/GS	FG/FGA	Pct	3FG/A	Pct	FT/FTA	Pct	Pts	Avg	Reb	Avg	Ast	TO	Blk	Stl
1995	17/0	8/27	.296	7/22	.318	5/13	.385	28	1.7	16	0.9	13	21	1	10

Alex Davis (Garland, Texas/Lamar Community College)

Year	G/GS	FG/FGA	Pct	3FG/A	Pct	FT/FTA	Pct	Pts	Avg	Reb	Avg	Ast	TO	Blk	Stl
1998	14/0	24/47	.511	1/3	.333	11/16	.688	60	4.3	28	2.0	8	14	2	7
1999	26/2	37/108	.343	2/9	.222	19/31	.613	95	3.7	85	3.3	9	26	5	16
Totals	40/2	61/155	.394	3/12	.250	30/47	.638	155	3.9	113	2.8	17	40	7	23

Lamine Dieng (Thies, Senegal)

Year	G/GS	FG/FGA	Pct	3FG/A	Pct	FT/FTA	Pct	Pts	Avg	Reb	Avg	Ast	TO	Blk	Stl
2015	26/13	90/157	.573	0/1	.000	36/55	.655	216	8.3	97	3.9	8	37	21	7

Billy Dicks (Milwaukee, Wis./Carl Sandburg College)

Year	G/GS	FG/FGA	Pct	3FG/A	Pct	FT/FTA	Pct	Pts	Avg	Reb	Avg	Ast	TO	Blk	Stl
1992	7/1	10/24	.417	3/7	.429	6/7	.857	29	4.1	5	0.7	12	8	1	4

Terrell Eaddy (Bronx, N.Y., Monroe College)

Year	G/GS	FG/FGA	Pct	3FG/A	Pct	FT/FTA	Pct	Pts	Avg	Reb	Avg	Ast	TO	Blk	Stl
2013	23/2	15/56	.268	5/19	.263	17/22	.773	52	2.3	47	2.0	16	21	1	9
2014	25/7	39/89	.438	4/15	.267	12/19	.632	94	3.8	97	3.9	3	17	3	15
Totals	48/9	54/145	.310	9/34	.264	29/41	.707	146	3.0	144	3.0	19	38	4	24

Marc Eddington (Columbus, Kan./Coffeyville Community College)

Year	G/GS	FG/FGA	Pct	3FG/A	Pct	FT/FTA	Pct	Pts	Avg	Reb	Avg	Ast	TO	Blk	Stl
1996	28/28	204/419	.487	53/126	.421	78/98									

PLAYER STATISTICS (1990-PRES)

Javis Flynn (Watonga, Okla./Pratt Community College)

Year	G/GS	FG/FGA	Pct	3FG/A	Pct	FT/FTA	Pct	Pts	Avg	Reb	Avg	Ast	TO	Bk	Stl
2015	32/31	55/125	.440	17/45	.378	69/99	.697	196	6.1	119	3.7	160	89	2	76
2016	29/29	59/141	.418	17/58	.293	86/124	.694	221	7.6	126	4.3	139	89	0	60
Totals	61/60	114/266	.429	34/103	.330	155/223	.695	417	6.8	245	4.0	299/178	2	136	

Matt Frazier (Tulsa, Okla./Jenks High School)

Year	G/GS	FG/FGA	Pct	3FG/A	Pct	FT/FTA	Pct	Pts	Avg	Reb	Avg	Ast	TO	Bk	Stl
1999	29/0	78/172	.453	36/86	.419	34/50	.680	226	7.8	44	1.5	52	56	6	19
2000	27/11	80/208	.385	39/91	.429	28/47	.596	227	8.4	44	1.6	27	66	3	12
Totals	56/11	158/380	.416	75/177	.424	62/97	.639	453	8.1	88	1.6	79/122	9	31	

Kevin Freeze (Greenfield, Mo./Greenfield High School)

Year	G/GS	FG/FGA	Pct	3FG/A	Pct	FT/FTA	Pct	Pts	Avg	Reb	Avg	Ast	TO	Bk	Stl
1990	17/0	6/13	.462	0/0	.000	4/8	.500	16	0.9	21	1.2	3	5	0	3
1991	6/0	2/4	.500	0/0	.000	0/0	.000	4	0.7	3	0.5	2	1	0	0
Totals	23/0	8/17	.471	0/0	.000	4/8	.500	20	0.9	24	1.0	5	6	0	3

James Fulton (Memphis, Tenn./Memphis East High School)

Year	G/GS	FG/FGA	Pct	3FG/A	Pct	FT/FTA	Pct	Pts	Avg	Reb	Avg	Ast	TO	Bk	Stl
1994	21/0	22/36	.611	0/0	.000	18/31	.581	62	3.0	67	3.2	11	10	0	4
1995	24/12	26/42	.619	0/0	.000	11/21	.524	63	2.5	59	2.5	10	15	0	9
1996	28/28	50/86	.581	0/0	.000	28/44	.636	128	4.6	124	4.4	28	21	8	23
Totals	73/40	98/164	.598	0/0	.000	57/96	.594	253	3.5	250	3.4	49	46	8	36

Cody Gafford (Olathe, Kan./Olathe East High School)

Year	G/GS	FG/FGA	Pct	3FG/A	Pct	FT/FTA	Pct	Pts	Avg	Reb	Avg	Ast	TO	Bk	Stl
2014	3/1	4/5	.800	0/0	.000	0/0	.000	10	3.3	10	3.3	0	0	0	0

Elijah Gaines (San Pedro, Calif./Long Beach City College)

Year	G/GS	FG/FGA	Pct	3FG/A	Pct	FT/FTA	Pct	Pts	Avg	Reb	Avg	Ast	TO	Bk	Stl
2017	27/22	91/210	.433	18/55	.327	39/56	.696	239	8.9	108	4.0	31	57	11	38

Travis Galbreath (Tulsa, Okla./Murray State College)

Year	G/GS	FG/FGA	Pct	3FG/A	Pct	FT/FTA	Pct	Pts	Avg	Reb	Avg	Ast	TO	Bk	Stl
1993	7/0	10/17	.588	0/0	.000	4/8	.500	24	3.4	20	2.9	6	9	0	2

Mark Gant (St. Louis, Mo./Vashon High School)

Year	G/GS	FG/FGA	Pct	3FG/A	Pct	FT/FTA	Pct	Pts	Avg	Reb	Avg	Ast	TO	Bk	Stl
1990	21/0	20/54	.370	2/11	.182	21/32	.656	63	3.0	44	2.1	13	16	2	7

Jerrold Gaston (Murphysboro, Ill./Vincennes University)

Year	G/GS	FG/FGA	Pct	3FG/A	Pct	FT/FTA	Pct	Pts	Avg	Reb	Avg	Ast	TO	Bk	Stl
2014	2/0	5/14	.357	1/5	.200	6/8	.750	17	8.5	2	1.0	3	2	0	0

Doug Gillispie (Neosho, Mo./Neosho High School)

Year	G/GS	FG/FGA	Pct	3FG/A	Pct	FT/FTA	Pct	Pts	Avg	Reb	Avg	Ast	TO	Bk	Stl
1996	25/0	30/41	.732	0/0	.000	18/29	.621	78	3.1	62	2.5	6	13	2	9
1997	31/25	101/143	.706	0/0	.000	60/114	.526	262	8.5	137	4.4	27	29	15	21
1998	30/29	123/203	.606	0/0	.000	128/199	.643	374	12.5	217	7.2	48	54	29	25
1999	28/28	118/189	.624	0/0	.000	135/218	.619	371	13.3	236	8.4	52	50	29	33
Totals	114/82	372/576	.646	0/0	.000	341/560	.609	1085	9.5	652	5.7	133/146	75	88	

Antonio Givens II (Columbus, Ohio/Kent State University)

Year	G/GS	FG/FGA	Pct	3FG/A	Pct	FT/FTA	Pct	Pts	Avg	Reb	Avg	Ast	TO	Bk	Stl
2020	30/10	89/166	.536	0/2	.000	69/106	.651	247	8.2	128	4.3	7	38	6	16
2021	20/8	57/108	.528	1/3	.333	46/78	.590	161	8.1	59	3.0	21	24	5	14
2022	23/7	39/78	.500	0/2	.000	40/72	.556	118	5.1	87	3.8	10	27	3	9
Totals	73/25	105/352	.298	1/7	.142	155/256	.605	526	7.2	274	3.7	38	89	14	39

Oscar Gonzalez (Madrid, Spain/Virgen de Mirasierra High School)

Year	G/GS	FG/FGA	Pct	3FG/A	Pct	FT/FTA	Pct	Pts	Avg	Reb	Avg	Ast	TO	Bk	Stl
1996	28/28	93/217	.439	65/156	.417	51/69	.739	302	10.8	65	2.3	104	65	2	30
1997	32/32	82/225	.364	55/168	.327	87/103	.845	306	9.6	102	3.2	149	76	1	54
1998	30/30	131/305	.430	82/206	.398	150/175	.857	494	16.5	102	3.4	158	78	3	49
1999	29/29	97/254	.382	70/195	.359	116/149	.779	380	13.1	112	3.9	181	80	1	53
Totals	119/119	403/1001	.403	372/725	.375	404/496	.815	1482	12.5	381	3.2	592/299	7	186	

Michael Gordon (Shawnee, Kan./Shawnee Mission North High)

Year	G/GS	FG/FGA	Pct	3FG/A	Pct	FT/FTA	Pct	Pts	Avg	Reb	Avg	Ast	TO	Bk	Stl
2003	7/0	1/6	.167	0/0	.000	3/4	.750	5	0.7	10	1.4	3	1	0	1

Rodney Grace (Omaha, Neb./Des Moines Area Community College)

Year	G/GS	FG/FGA	Pct	3FG/A	Pct	FT/FTA	Pct	Pts	Avg	Reb	Avg	Ast	TO	Bk	Stl
2009	26/23	98/193	.508	0/0	.000	68/121	.562	264	10.2	149	5.7	13	39	12	12
2010	27/27	151/288	.524	0/1	.000	105/190	.553	407	15.1	149	5.5	33	53	9	25
Totals	53/50	249/481	.518	0/1	.000	173/311	.556	671	12.7	298	5.6	46	92	21	37

Drake Green (Oakland, Calif./Cloud County Community College)

Year	G/GS	FG/FGA	Pct	3FG/A	Pct	FT/FTA	Pct	Pts	Avg	Reb	Avg	Ast	TO	Bk	Stl
2011	26/12	55/120	.458	11/26	.423	45/64	.703	166	6.4	61	2.3	15	28	0	15
2012	31/18	67/170	.394	13/48	.271	53/74	.716	200	6.5	63	2.0	22	51	3	16
Totals	57/30	122/290	.421	24/74	.324	98/138	.710	366	6.4	124	2.2	37	79	3	31

Trevor Gregory (Lee's Summit, Mo./Lee's Summit West High School)

Year	G/GS	FG/FGA	Pct	3FG/A	Pct	FT/FTA	Pct	Pts	Avg	Reb	Avg	Ast	TO	Bk	Stl
2014	26/23	43/69	.623	0/0	.000	43/70	.614	129	5.0	107	4.1	9	22	4	9
2015	31/26	79/130	.608	0/0	.000	45/78	.577	203	6.5	127	4.1	11	24	4	7
2016	16/5	26/47	.553	0/0	.000	12/15	.800	44	4.4	4	0.5	4	9	3	3
Totals	73/54	148/246	.583	0/0	.000	100/163	.595	376	5.1	284	3.3	24	55	11	19

Arjok Guguai (Manchester, N.H./Dodge City Community College)

Year	G/GS	FG/FGA	Pct	3FG/A	Pct	FT/FTA	Pct	Pts	Avg	Reb	Avg	Ast	TO	Bk	Stl
2012	23/3	11/24	.458	0/4	.000	0/1	.000	22	1.0	21	0.9	2	5	4	0

Francis Gunn (Marlboro, Md./Garrett College)

Year	G/GS	FG/FGA	Pct	3FG/A	Pct	FT/FTA	Pct	Pts	Avg	Reb	Avg	Ast	TO	Bk	Stl
2010	17/4	11/39	.282	1/3	.333	10/17	.588	33	1.9	18	1.1	7	21	1	1

Josiah Gustafson (Omaha, Neb./Millard North High School)

Year	G/GS	FG/FGA	Pct	3FG/A	Pct	FT/FTA	Pct	Pts	Avg	Reb	Avg	Ast	TO	Bk	Stl
2014	26/16	71/173	.410	14/57	.246	54/67	.806	210	8.1	77	3.0	41	40	2	8
2015	32/32	162/349	.464	48/113	.425	124/148	.838	496	15.5	116	3.6	40	56	7	24

PLAYER STATISTICS (1990-PRES)

Ethan Holloway (Iola, Kan./Iola High School)

Year	G/GS	FG/FGA	Pct	3FG/A	Pct	FT/FTA	Pct	Pts	Avg	Reb	Avg	Ast	TO	Bk	Stl
2020	8/0	3/5	.600	0/0	.000	0/0	.000	6	0.8	6	0.8	0	2	3	0
2021	8/0	12/19	.632	0/0	.000	5/7	.714	29	3.6	14	1.8	3	2	0	3
2022	13/0	5/17	.294	0/1	.000	3/5	.600	13	1.0	12	0.9	3	3	1	0
2023	16/0	13/24	.542	1/3	.333	11/11	1.000	38	2.4	25	1.6	1	6	3	1
Totals	45/0	33/65	.508	1/4	.250	19/23	.826	86	1.9	57	1.3	7	13	7	4

Kurtis Howey (Baxter Springs, Kan./Baxter Springs High School)

Year	G/GS	FG/FGA	Pct	3FG/A	Pct	FT/FTA	Pct	Pts	Avg	Reb	Avg	Ast	TO	Bk	Stl
2001	29/2	22/44	.500	9/23	.391	13/16	.813	66	2.3	10	0.3	30	16	0	11
2002	27/23	42/119	.353	23/81	.284	12/21	.571	119	4.4	62	2.3	60	56	0	21
Totals	56/25	64/163	.393	32/104	.308	25/37	.676	185	3.3	72	1.3	90	72	0	32

Jarez Howard (Tulsa, Okla./Murray State Community College)

Year	G/GS	FG/FGA	Pct	3FG/A	Pct	FT/FTA	Pct	Pts	Avg	Reb	Avg	Ast	TO	Bk	Stl
2008	2/0	0/0	.000	0/0	.000	0/0	.000	0	0.0	2	1.0	1	0	0	0

Michael Hutchinson (Kansas City, Kan./Kansas City Kansas Community College)

Year	G/GS	FG/FGA	Pct	3FG/A	Pct	FT/FTA	Pct	Pts	Avg	Reb	Avg	Ast	TO	Bk	Stl
2007	29/16	50/140	.357	15/45	.333	20/34	.588	135	4.7	109	3.8	60	45	8	17
2008	28/25	78/187	.417	20/56	.357	27/42	.643	203	7.3	144	5.1	99	67	5	11
Totals	57/41	128/327	.391	35/101	.347	47/76	.618	338	5.9	253	4.3	159	112	13	28

Cameron Huefner (Adelaide, Australia/St. Peters College)

Year	G/GS	FG/FGA	Pct	3FG/A	Pct	FT/FTA	Pct	Pts	Avg	Reb	Avg	Ast	TO	Bk	Stl
2021	18/4	45/88	.511	14/28	.500	13/23	.565	117	6.5	60	3.3	8	15	3	2
2022	24/24	80/158	.506	23/58	.397	50/64	.781	233	9.7	118	4.9	20	40	7	11
Totals	42/28	125/246	.508	37/86	.430	63/87	.724	350	8.3	178	4.2	28	55	10	13

Landen Hughlett (Dallas, Texas/Kimball High School)

Year	G/GS	FG/FGA	Pct	3FG/A	Pct	FT/FTA	Pct	Pts	Avg	Reb	Avg	Ast	TO	Bk	Stl
2023	13/2	16/52	.308	9/34	.265	4/5	.800	45	3.5	27	2.1	11	20	0	9

Courtney Ingram (Tulsa, Okla./Drury University)

Year	G/GS	FG/FGA	Pct	3FG/A	Pct	FT/FTA	Pct	Pts	Avg	Reb	Avg	Ast	TO	Bk	Stl
2011	10/4	31/63	.492	6/20	.300	22/35	.629	90	9.0	33	3.3	7	20	1	10
2012	30/17	70/190	.368	28/89	.315	57/85	.671	225	7.5	73	2.4	37	45	3	18
2013	25/21	77/173	.447	13/44	.295	67/99	.677	234	9.4	104	4.2	43	51	1	15
Totals	65/42	178/426	.418	47/153	.307	146/219	.667	549	8.4	210	3.2	87	116	5	43

Jeff Ivory (Independence, Mo./Otero Community College)

Year	G/GS	FG/FGA	Pct	3FG/A	Pct	FT/FTA	Pct	Pts	Avg	Reb	Avg	Ast	TO	Bk	Stl
2008	23/4	32/62	.516	0/6	.000	1/1	1.000	65	2.8	43	1.9	11	12	4	4
2009	24/4	29/51	.569	0/5	.000	18/22	.818	76	3.2	55	2.3	5	12	3	7
Totals	47/8	61/113	.540	0/11	.000	19/23	.826	141	3.0	98	2.1	16	24	7	11

Aaron Jackson (Dallas, Texas/Coffeyville Community College)

Year	G/GS	FG/FGA	Pct	3FG/A	Pct	FT/FTA	Pct	Pts	Avg	Reb	Avg	Ast	TO	Bk	Stl
2008	26/0	23/60	.383	5/25	.200	8/12	.667	59	2.3	41	1.6	57	44	6	1

Eddie Jackson (Cleburne, Texas/Paris Junior College)

Year	G/GS	FG/FGA	Pct	3FG/A	Pct	FT/FTA	Pct	Pts	Avg	Reb	Avg	Ast	TO	Bk	Stl
2004	29/28	179/431	.415	84/230	.365	132/187	.706	574	19.8	101	3.5	54	61	5	37
2005	29/19	195/456	.428	115/274	.420	106/145	.731	611	21.1	89	3.1	54	36	2	25
2006	28/26	174/478	.364	74/263	.281	115/165	.697	537	19.2	90	3.2	51	67	0	33
Totals	86/73	548/1365	.402	273/767	.355	353/497	.711	1722	20.0	280	3.3	159	164	7	95

Evan Jackson (Chicago, Ill./De La Salle Institute)

Year	G/GS	FG/FGA	Pct	3FG/A	Pct	FT/FTA	Pct	Pts	Avg	Reb	Avg	Ast	TO	Bk	Stl
2024	6/0	7/18	.389	1/3	.333	9/13	.692	24	4.0	26	4.3	1	2	1	1

Mar'Qywell Jackson (Detroit, Mich./Moberly Area Community College)

Year	G/GS	FG/FGA	Pct	3FG/A	Pct	FT/FTA	Pct	Pts	Avg	Reb	Avg	Ast	TO	Bk	Stl
2018	12/0	23/75	.307	10/42	.238	12/20	.600	68	5.7	39	3.3	14	16	4	12

Norvett Jacques (Wichita, Kan./Rider College)

Year	G/GS	FG/FGA	Pct	3FG/A	Pct	FT/FTA	Pct	Pts	Avg	Reb	Avg	Ast	TO	Bk	Stl
1991	13/6	36/80	.450	9/19	.474	10/14	.714	91	7.0	31	2.4	26	30	1	9
1992	28/21	88/171	.515	15/44	.341	36/48	.750	227	8.1	73	2.6	61	58	3	13
Totals	41/27	124/251	.494	14/63	.222	46/62	.742	318	7.8	104	2.5	87	88	4	22

Iziah James (Virginia Beach, V.A./Southern Illinois University Edwardsville)

Year	G/GS	FG/FGA	Pct	3FG/A	Pct	FT/FTA	Pct	Pts	Avg	Reb	Avg	Ast	TO	Bk	Stl
2022	19/17	75/170	.441	31/71	.437	16/21	.762	197	10.4	42	2.2	42	38	1	14

Mark Johnson (Omaha, Neb./Kilgore College)

Year	G/GS	FG/FGA	Pct	3FG/A	Pct	FT/FTA	Pct	Pts	Avg	Reb	Avg	Ast	TO	Bk	Stl
1992	29/28	130/307	.424	71/167	.425	57/70	.814	388	13.4	92	3.2	141	65	1	41
1993	25/23	146/327	.447	82/191	.429	58/73	.795	432	17.3	83	3.3	124	50	0	18
Totals	54/51	276/634	.435	153/358	.427	115/143	.804	820	15.2	175	3.2	265	115	1	59

Dakota Jones (Warrensburg, Mo./Warrensburg High School)

Year	G/GS	FG/FGA	Pct	3FG/A	Pct	FT/FTA	Pct	Pts	Avg	Reb	Avg	Ast	TO	Bk	Stl
2015	32/3	81/185	.438	29/69	.420	51/69	.739	242	7.6	53	1.7	39	50	1	12
2016	29/29	114/246	.463	44/100	.440	67/78	.859	339	11.7	73	2.5	58	49	0	14
2017	8/8	25/70	.357	12/32	.375	13/19	.684	75	9.4	15	1.9	13	17	1	8
2018	30/18	57/115	.496	33/69	.478	22/27	.815	169	5.6	38	1.3	38	13	0	7
Totals	99/57	277/616	.439	118/270	.428	153/193	.774	825	8.6	179	2.7	148	129	2	41

Jason Jones (Nixa, Mo./Nixa High School)

Year	G/GS	FG/FGA	Pct	3FG/A	Pct	FT/FTA	Pct	Pts	Avg	Reb	Avg	Ast	TO	Bk	Stl
2023	4/0	1/2	.500	0/0	.000	2/2	1.000	4	1.0	3	0.8	1	2	1	0

Logan Jones (Madison, Ind./Northern Idaho College)

Year	G/GS	FG/FGA	Pct	3FG/A	Pct	FT/FTA	Pct	Pts	Avg	Reb	Avg	Ast	TO	Bk	Stl
2011	26/14	60/135	.444	12/38	.316	39/66	.591	171	6.6	39	1.5	76	66	12	29

Michael Jones (Evanston, Wyo./Utah State University)

Year	G/GS	FG/FGA	Pct	3FG/A	Pct	FT/FTA	Pct	Pts	Avg	Reb	Avg	Ast	TO	Bk	Stl
1999	28/28	103/225	.458	49/110	.445	39/53	.736	294	10.5	126	4.5	45	41	2	17
2000	29/26	86/214	.402	49/121	.405	64/95	.673	297	10.2	112	3.9	46	33	13	22
Totals	57/57	189/439	.431	98/231	.424	115/137	.839	591	10.4	2					

PLAYER STATISTICS (1990-PRES.)

Eric Marshall (Detroit, Mich./Cloud County Community College)

Year	G/GS	FG/FGA	Pct	3FG/A	Pct	FT/FTA	Pct	Pts	Avg	Reb	Avg	Ast	TO	Bk	Stl
2011	23/15	78/166	.470	4/25	.160	65/103	.631	225	9.8	92	4.0	35	59	19	23
2012	7/0	10/34	.294	0/3	.000	11/22	.500	31	4.4	21	3.0	4	18	5	12
Totals	30/15	88/200	.444	4/28	.143	76/125	.608	256	8.5	113	3.8	39	77	24	35

Kyle Mason (Stilwell, Kan./Fort Scott Community College)

Year	G/GS	FG/FGA	Pct	3FG/A	Pct	FT/FTA	Pct	Pts	Avg	Reb	Avg	Ast	TO	Bk	Stl
2006	16/1	4/18	.222	0/1	.000	4/7	.571	12	0.8	15	0.9	2	9	0	2

CJ Masters (Cedar Hill, Tex./Southern University/Shreveport)

Year	G/GS	FG/FGA	Pct	3FG/A	Pct	FT/FTA	Pct	Pts	Avg	Reb	Avg	Ast	TO	Bk	Stl
2010	26/20	56/141	.397	7/35	.200	39/62	.629	158	6.1	86	3.3	40	39	3	11

Jason Maupin (Leavenworth, Kan./Leavenworth High School)

Year	G/GS	FG/FGA	Pct	3FG/A	Pct	FT/FTA	Pct	Pts	Avg	Reb	Avg	Ast	TO	Bk	Stl
1993	5/0	0/1	.000	0/0	.000	0/0	.000	0	0.0	2	0.4	1	1	0	0

Cedric Mayberry (Richmond, Texas/Lamar Consolidated High School)

Year	G/GS	FG/FGA	Pct	3FG/A	Pct	FT/FTA	Pct	Pts	Avg	Reb	Avg	Ast	TO	Bk	Stl
1998	30/1	36/73	.493	2/7	.286	14/31	.452	88	2.9	43	1.4	40	28	1	21
1999	29/29	76/155	.490	1/11	.091	28/54	.519	181	6.2	81	2.8	60	51	3	31
2000	2/0	4/11	.364	0/1	.000	4/8	.500	12	6.0	7	3.5	6	2	0	6
Totals	61/30	116/239	.485	3/19	.158	46/93	.495	281	4.6	131	2.1	106	81	4	52

Josh McAnally (Grove, Okla./Grove High School)

Year	G/GS	FG/FGA	Pct	3FG/A	Pct	FT/FTA	Pct	Pts	Avg	Reb	Avg	Ast	TO	Bk	Stl
2002	12/0	3/15	.200	2/13	.154	0/0	.000	8	0.7	7	0.6	2	2	1	0
2003	9/0	1/3	.333	1/3	.333	0/0	.000	3	0.3	1	0.1	1	1	0	1
Totals	21/0	4/18	.222	3/16	.189	0/0	.000	11	0.5	8	0.3	3	3	1	1

Albert McBride (Houston, Texas/Coffeyville Community College)

Year	G/GS	FG/FGA	Pct	3FG/A	Pct	FT/FTA	Pct	Pts	Avg	Reb	Avg	Ast	TO	Bk	Stl
2023	28/21	74/223	.332	40/132	.303	41/55	.745	229	8.2	66	2.4	37	46	1	13

Mike McCarthy (Valmeyer, Ill./Olney Central College)

Year	G/GS	FG/FGA	Pct	3FG/A	Pct	FT/FTA	Pct	Pts	Avg	Reb	Avg	Ast	TO	Bk	Stl
1992	5/0	0/1	.000	0/0	.000	1/3	.333	1	0.2	1	0.2	2	4	0	0

Justin McCoy (Tomball, Texas/Tomball High School)

Year	G/GS	FG/FGA	Pct	3FG/A	Pct	FT/FTA	Pct	Pts	Avg	Reb	Avg	Ast	TO	Bk	Stl
2006	28/1	44/89	.494	9/23	.391	20/28	.714	117	4.2	56	2.0	11	24	6	10
2007	17/0	7/19	.368	1/4	.250	4/4	1.00	19	1.1	10	0.6	4	2	0	2
2008	27/1	34/80	.425	11/22	.500	26/34	.765	105	3.9	34	1.3	12	32	2	4
2009	9/0	8/16	.500	0/2	.000	8/9	.889	24	2.7	16	1.9	0	5	2	1
Totals	81/2	93/204	.456	21/51	.412	58/75	.773	265	3.3	110	1.4	27	63	10	17

Marty McDermott (Cascade, Iowa/Marshalltown Community College)

Year	G/GS	FG/FGA	Pct	3FG/A	Pct	FT/FTA	Pct	Pts	Avg	Reb	Avg	Ast	TO	Bk	Stl
1991	26/12	68/164	.415	21/66	.318	40/52	.769	197	7.6	41	1.6	3	4	1	2

JaVon McGee (Kansas City, Mo./Grandview High School)

Year	G/GS	FG/FGA	Pct	3FG/A	Pct	FT/FTA	Pct	Pts	Avg	Reb	Avg	Ast	TO	Bk	Stl
2010	27/5	70/146	.479	0/0	.000	48/78	.615	188	7.0	166	6.1	17	21	5	23
2011	26/11	86/172	.500	0/2	.000	56/94	.596	228	8.8	181	7.0	18	41	4	26
2012	31/26	153/311	.492	1/2	.500	96/151	.636	403	13.0	207	6.7	20	63	6	48
2013	24/17	113/226	.500	1/2	.500	67/99	.677	294	12.3	162	6.8	25	47	4	23
Totals	108/59	422/855	.494	2/6	.333	267/422	.633	1113	10.3	716	6.6	80	172	19	120

David McKinnie (Chicago, Ill./Casper College)

Year	G/GS	FG/FGA	Pct	3FG/A	Pct	FT/FTA	Pct	Pts	Avg	Reb	Avg	Ast	TO	Bk	Stl
2009	26/4	27/108	.250	11/52	.212	38/42	.905	103	4.0	41	1.6	44	38	0	14

Pat McNally (Pittsburg, Kan./St. Mary's/Colgan High School)

Year	G/GS	FG/FGA	Pct	3FG/A	Pct	FT/FTA	Pct	Pts	Avg	Reb	Avg	Ast	TO	Bk	Stl
1998	10/0	11/20	.550	0/0	.000	10/23	.435	32	3.2	34	3.4	3	14	1	3

Edwin Minniefield (Tulsa, Okla./Central High School)

Year	G/GS	FG/FGA	Pct	3FG/A	Pct	FT/FTA	Pct	Pts	Avg	Reb	Avg	Ast	TO	Bk	Stl
1991	21/0	12/31	.387	0/0	.000	14/24	.583	38	1.8	33	1.6	3	11	1	2
1992	4/0	1/5	.200	0/0	.000	1/2	.500	3	0.8	2	0.5	0	1	0	0
1993	26/24	82/161	.509	1/7	.143	34/46	.739	199	7.7	132	5.1	20	35	11	21
Totals	51/24	95/197	.482	1/7	.143	49/72	.681	240	4.7	167	3.3	23	47	12	23

Sylvain Montreuil (Saint Martin D'Heres, France/Udall High School)

Year	G/GS	FG/FGA	Pct	3FG/A	Pct	FT/FTA	Pct	Pts	Avg	Reb	Avg	Ast	TO	Bk	Stl
2000	16/0	5/17	.294	1/7	.143	5/9	.556	16	1.0	10	0.6	10	13	0	2

Ike Moore (Fort Smith, Ark./Arkansas State University)

Year	G/GS	FG/FGA	Pct	3FG/A	Pct	FT/FTA	Pct	Pts	Avg	Reb	Avg	Ast	TO	Bk	Stl
2021	21/0	42/82	.512	17/37	.459	12/20	.600	113	5.4	53	2.5	29	16	4	11
2022	21/0	27/57	.474	4/25	.160	8/14	.571	66	3.1	27	1.3	9	12	0	6
Totals	42/0	69/139	.486	21/62	.339	20/34	.588	179	4.3	80	1.9	38	28	4	17

Ed Morris (Wichita, Kan./Garden City Community College)

Year	G/GS	FG/FGA	Pct	3FG/A	Pct	FT/FTA	Pct	Pts	Avg	Reb	Avg	Ast	TO	Bk	Stl
2006	28/21	116/215	.540	0/1	.000	80/129	.620	312	11.1	238	8.5	21	62	57	24
2007	31/30	162/283	.572	0/2	.000	113/181	.624	437	14.1	258	8.3	29	83	32	30
Totals	59/51	278/498	.558	0/3	.000	193/310	.663	749	12.7	496	8.4	50	145	89	54

Abdul Muhammad (Chicago, Ill./Southwest Missouri State University)

Year	G/GS	FG/FGA	Pct	3FG/A	Pct	FT/FTA	Pct	Pts	Avg	Reb	Avg	Ast	TO	Bk	Stl
1992	25/17	122/257	.475	1/7	.143	60/92	.652	305	12.2	118	4.7	22	56	7	34

Billy Murry (Great Bend, Kan./Barton County Community College)

Year	G/GS	FG/FGA	Pct	3FG/A	Pct	FT/FTA	Pct	Pts	Avg	Reb	Avg	Ast	TO	Bk	Stl
1990	12/0	22/66	.333	3/11	.273	29/40	.725	76	6.3	23	1.9	36	31	2	12

Jonathan Murry (Macon, Mo./Kansas City Kansas Community College)

Year	G/GS	FG/FGA	Pct	3FG/A	Pct	FT/FTA	Pct	Pts	Avg	Reb	Avg	Ast	TO	Bk	Stl
2018	10/0	9/22	.409	0/0	.000	4/6	.667	22	2.2	26	2.6	2	5	3	2
2019	14/0	4/10	.400	0/0	.000	4/9	.444	12	0.9	29	2.1	2	6	5	4
Totals	24/0	13/32	.406	0/0	.000	8/15	.533	34	1.4	55	2.3	4	11	8	6

Jerry Nash (Las Vegas, Nev./Lamar Community College)

Year	G/GS	FG/FGA	Pct	3FG/A	Pct	FT/FTA	Pct	Pts	Avg	Reb	Avg	Ast	TO	Bk	Stl
2008	6/0	1/2	.500	0/0	.000	1/4	.250	3	0.5	2	.03	0	0	1	0

PLAYER STATISTICS (1990-PRES)

Matt Plank (Pittsburg, Kan./Pittsburg High School)

Year	G/GS	FG/FGA	Pct	3FG/A	Pct	FT/FTA	Pct	Pts	Avg	Reb	Avg	Ast	TO	Bk	Stl
2005	5/0	2/4	.500	0/0	.000	0/2	.000	8	1.1	3	0.6	0	2	0	0

Gene Pollock (Chicago, Ill./Malcolm X College)

Year	G/GS	FG/FGA	Pct	3FG/A	Pct	FT/FTA	Pct	Pts	Avg	Reb	Avg	Ast	TO	Bk	Stl
1998	11/0	7/18	.389	2/7	.286	1/6	.167	17	1.5	8	0.7	2	5	1	1

Ian Ponds (Tulsa, Okla./Booker T. Washington High School)

Year	G/GS	FG/FGA	Pct	3FG/A	Pct	FT/FTA	Pct	Pts	Avg	Reb	Avg	Ast	TO	Bk	Stl
2011	13/0	2/4	.500	0/1	.000	0/0	.000	4	0.3	0	0.0	1	0	0	0
2012	26/0	15/39	.385	7/18	.389	19/21	.905	56	2.2	17	0.7	13	12	0	6
Totals	39/0	17/43	.395	7/19	.368	19/21	.905	60	1.5	17	2.3	14	12	0	6

Kaleb Porter (Tulsa, Okla./East Central High School)

Year	G/GS	FG/FGA	Pct	3FG/A	Pct	FT/FTA	Pct	Pts	Avg	Reb	Avg	Ast	TO	Bk	Stl
2013	28/22	120/315	.381	68/185	.368	99/119	.832	407	14.5	84	3.0	78	81	0	30

Calvin Poulina (Leiden, Netherlands/Bethune-Cookman University)

Year	G/GS	FG/FGA	Pct	3FG/A	Pct	FT/FTA	Pct	Pts	Avg	Reb	Avg	Ast	TO	Bk	Stl
2023	28/23	67/147	.456	23/71	.324	24/43	.558	181	6.5	115	4.1	26	39	5	5

Jai Pradia (New Iberia, La./Kilgore College)

Year	G/GS	FG/FGA	Pct	3FG/A	Pct	FT/FTA	Pct	Pts	Avg	Reb	Avg	Ast	TO	Bk	Stl
2001	30/28	137/255	.537	0/1	.000	105/154	.682	379	12.6	197	6.6	21	47	59	28
2002	27/27	129/231	.558	1/2	.500	104/153	.680	363	13.4	220	8.1	30	65	51	25
Totals	57/55	266/486	.547	1/3	.333	209/307	.681	742	13.0	417	7.3	51	112	110	53

Tane Pricor (Bend, Ore./Mountain View High School)

Year	G/GS	FG/FGA	Pct	3FG/A	Pct	FT/FTA	Pct	Pts	Avg	Reb	Avg	Ast	TO	Bk	Stl
2023	21/5	36/62	.581	0/0	.000	6/19	.316	78	3.7	64	3.0	2	12	18	1
2024	23/4	45/93	.484	0/0	.000	29/52	.558	119	5.2	70	3.0	7	17	34	2
Totals	44/9	81/155	.523	0/0	.000	35/71	.493	197	4.5	134	3.0	9	29	52	3

Sam Pugh (Branson, Mo./Branson High School)

Year	G/GS	FG/FGA	Pct	3FG/A	Pct	FT/FTA	Pct	Pts	Avg	Reb	Avg	Ast	TO	Bk	Stl
2012	31/12	34/94	.366	15/46	.326	31/37	.838	114	3.7	42	1.4	52	44	1	24
2013	27/10	34/88	.386	11/40	.275	24/31	.774	103	3.8	41	1.5	47	37	2	21
2014	18/8	58/122	.475	43/83	.518	34/37	.919	193	10.7	46	2.6	52	36	1	21
Totals	76/30	126/304	.442	69/169	.441	89/105	.847	410	5.4	129	1.7	151	117	4	66

Zach Quick (Fort Scott, Kan./Fort Scott High School)

Year	G/GS	FG/FGA	Pct	3FG/A	Pct	FT/FTA	Pct	Pts	Avg	Reb	Avg	Ast	TO	Bk	Stl
2009	7/0	1/3	.333	0/0	.000	2/2	1.000	4	0.6	3	0.4	4	3	1	0
2010	27/11	12/31	.387	0/1	.000	20/30	.667	44	1.6	50	1.9	63	31	11	5
Totals	34/11	13/34	.382	0/1	.000	22/32	.689	48	1.4	53	1.6	67	34	12	5

Michael Rainey (Tulsa, Okla./Northeastern University)

Year	G/GS	FG/FGA	Pct	3FG/A	Pct	FT/FTA	Pct	Pts	Avg	Reb	Avg	Ast	TO	Bk	Stl
2000	29/17	53/94	.564	0/0	.000	38/57	.667	144	5.0	81	2.8	27	47	10	9

Eric Ray (Topeka, Kan./Cloud County Community College)

Year	G/GS	FG/FGA	Pct	3FG/A	Pct	FT/FTA	Pct	Pts	Avg	Reb	Avg	Ast	TO	Bk	Stl
2011	26/25	102/208	.490	29/61	.475	85/108	.787	318	12.2	75	2.9	69	54	3	34
2012	31/30	124/264	.470	43/107	.402	102/138	.739	393	12.7	82	2.6	82	70	6	40
Totals	57/55	226/472	.479	72/168	.429	187/246	.760	711	12.5	157	2.8	151	124	9	74

Braydon Redd (Houston, Texas./Seminoe State College)

Year	G/GS	FG/FGA	Pct	3FG/A	Pct	FT/FTA	Pct	Pts	Avg	Reb	Avg	Ast	TO	Bk	Stl
2024	24/10	50/95	.526	0/0	.000	37/60	.617	137	5.7	62	2.6	11	17	9	4

Magic Reliford (Parsons, Kan./Neosho Community College)

Year	G/GS	FG/FGA	Pct	3FG/A	Pct	FT/FTA	Pct	Pts	Avg	Reb	Avg	Ast	TO	Bk	Stl
2022	25/3	37/105	.352	24/67	.358	8/12	.667	106	4.2	27	1.1	15	14	4	10
2023	17/0	35/105	.333	18/53	.340	14/20	.700	102	6.0	35	2.1	28	11	1	11
Total	42/3	72/210	.343	42/120	.350	22/32	.688	208	4.9	62	1.5	43	25	5	21

Jamey Richardson (Moultrie, Ga./Missouri State University/West Plains)

Year	G/GS	FG/FGA	Pct	3FG/A	Pct	FT/FTA	Pct	Pts	Avg	Reb	Avg	Ast	TO	Bk	Stl
2003	28/24	159/298	.534	8/36	.222	79/111	.712	405	14.5	290	10.4	57	66	66	33
2004	28/28	153/280	.546	9/26	.346	106/150	.707	421	15.0	268	9.6	36	78	77	36
Totals	56/52	312/578	.539	17/62	.274	185/261	.708	826	14.7	558	9.9	93	144	143	69

Jeremy Richardson (Buffalo, N.Y./Brown Mackie College)

Year	G/GS	FG/FGA	Pct	3FG/A	Pct	FT/FTA	Pct	Pts	Avg	Reb	Avg	Ast	TO	Bk	Stl
2006	9/6	13/42	.310	2/5	.400	10/26	.385	38	4.2	34	3.8	7	23	3	12

T.J. Roberts (Kansas City, Kan./Schlagle High School)

Year	G/GS	FG/FGA	Pct	3FG/A	Pct	FT/FTA	Pct	Pts	Avg	Reb	Avg	Ast	TO	Bk	Stl
1995	26/6	52/115	.452	0/1	.000	16/21	.762	120	4.6	66	2.5	56	47	4	20
1996	27/27	116/196	.592	1/6	.167	46/85	.541	279	10.3	105	3.9	110	98	12	45
1997	32/25	101/267	.378	3/7	.433	34/51	.667	239	7.5	88	2.8	123	99	14	30
1998	30/30	109/265	.411	0/3	.000	36/54	.667	254	8.5	130	4.3	115	84	12	40
Totals	115/88	378/843	.448	4/17	.235	132/211	.626	892	7.8	389	3.4	404	328	42	135

James Robinson (Kansas City, Mo./Oak Park High School)

Year	G/GS	FG/FGA	Pct	3FG/A	Pct	FT/FTA	Pct	Pts	Avg	Reb	Avg	Ast	TO	Bk	Stl
2010	21/2	12/39	.308	3/15	.200	12/17	.706	39	1.9	24	1.1	25	18	0	10

Chris Roe (Iola, Kan./Independence Community College)

Year	G/GS	FG/FGA	Pct	3FG/A	Pct	FT/FTA	Pct	Pts	Avg	Reb	Avg	Ast	TO	Bk	Stl
2007	23/8	18/44	.409	12/33	.364	1/3	.333	49	2.1	15	0.7	17	8	1	13
2008	26/6	32/74	.432	22/56	.393	2/2	1.000	88	3.4	15	0.6	16	17	0	10
Totals	49/14	50/118	.424	34/89	.382	3/5	.600	137	2.8	30	0.6	33	25	1	23

Drew Roelfs (Pittsburg, Kan./Pittsburg High School)

Year	G/GS	FG/FGA	Pct	3FG/A	Pct	FT/FTA	Pct	Pts	Avg	Reb	Avg	Ast	TO	Bk	Stl
2020	15/3	10/26	.385	8/22	.364	6/9	.667	34	2.3	6	0.4	4	4	0	2

Henry Rogers (Hutchinson, Kan./Hutchinson Community College)

Year	G/GS	FG/FGA	Pct	3FG/A	Pct	FT/FTA	Pct	Pts	Avg	Reb	Avg	Ast	TO	Bk	Stl
2009	25/2	23/54	.426	0/3	.000	20/32	.625	66	2.6	62	2.5	12	24	2	12
2010	26/12	38/83	.458	2/4	.500	21/33	.636	99	3.8	75	2.9	13	32	9	17
Totals	51/14	61/137	.445	2/7	.286	41/65	.631	165	3.2	137	2.7	25	56	11	29

Max Ruark (Coffeyville, Kan./Field Kindley High School)

Year	G/GS	FG/FGA	Pct	3FG/A	Pct	FT/FTA	Pct	Pts	Avg	Reb	Avg	Ast	TO	Bk	Stl
1999	23/0	14/27	.519	0/2	.000	9/20	.450	37	1.6	37	1.6	7	4	3	8
2000	29/19	77/137	.562	0/0	.000	48/81	.593	202	7.0	169	5.8	41	46	9	36
2001	30/30	104/190	.547	0/1	.000	50/106	.472	258	8.6</						

PLAYER STATISTICS (1990-PRES.)

Andy Smith (Dewey, Okla./Dewey High School)

Year	G/GS	FG/FGA	Pct	3FG/A	Pct	FT/FTA	Pct	Pts	Avg	Reb	Avg	Ast	TO	Bk	Stl
2009	24/12	30/89	.337	16/43	.372	6/12	.500	82	3.4	27	1.1	37	30	2	4
2010	27/16	67/176	.381	27/82	.329	17/28	.607	178	6.6	45	1.7	54	47	4	19
2011	16/0	12/31	.387	5/15	.333	2/7	.286	31	1.9	14	0.9	18	14	1	3
Totals	67/28	109/296	.368	48/140	.343	25/47	.532	291	4.3	86	1.3	109	91	7	26

Bryson Smith (West Palm Beach, Fla./Lewis & Clark Community College)

Year	G/GS	FG/FGA	Pct	3FG/A	Pct	FT/FTA	Pct	Pts	Avg	Reb	Avg	Ast	TO	Bk	Stl
2012	6/0	3/8	.375	1/5	.200	2/21	.000	9	1.5	3	0.5	2	3	0	2

Tim Smith (Kenosha, Wis./Cochise College)

Year	G/GS	FG/FGA	Pct	3FG/A	Pct	FT/FTA	Pct	Pts	Avg	Reb	Avg	Ast	TO	Bk	Stl
2001	28/1	62/134	.463	0/1	.000	23/50	.460	147	5.3	128	4.6	29	52	4	12

Vinson Smith (Kansas City, Kan./University of Missouri/Kansas City)

Year	G/GS	FG/FGA	Pct	3FG/A	Pct	FT/FTA	Pct	Pts	Avg	Reb	Avg	Ast	TO	Bk	Stl
1995	24/24	163/346	.471	17/65	.262	105/131	.802	448	18.7	168	7.0	77	94	7	25

Andrew Spieker (Webb City, Mo./Webb City High School)

Year	G/GS	FG/FGA	Pct	3FG/A	Pct	FT/FTA	Pct	Pts	Avg	Reb	Avg	Ast	TO	Bk	Stl
2000	19/0	6/14	.429	0/0	.000	4/14	.286	16	0.8	28	1.5	0	2	1	1
2001	29/1	26/54	.481	0/0	.000	17/37	.459	69	2.4	61	2.1	6	14	6	2
Totals	48/1	32/68	.471	0/0	.000	21/51	.412	85	1.8	89	1.9	6	16	7	3

Jay Spoonhour (Springfield, Mo./Glendale High School)

Year	G/GS	FG/FGA	Pct	3FG/A	Pct	FT/FTA	Pct	Pts	Avg	Reb	Avg	Ast	TO	Bk	Stl
1991	9/0	0/2	.000	0/2	.000	9/12	.750	9	1.0	7	0.8	5	3	1	4
1992	13/0	4/7	.571	0/2	.000	3/6	.500	11	0.9	11	0.9	11	13	0	3
1993	25/15	37/69	.536	12/27	.445	33/46	.717	119	4.8	63	2.5	84	44	6	27
1994	25/17	61/127	.480	46/98	.469	21/32	.656	189	7.6	74	3.0	53	25	1	24
Totals	72/32	102/205	.498	58/129	.450	66/96	.688	328	4.6	155	2.2	153	85	8	58

Dan Stanley (Webb City, Mo./Webb City High School)

Year	G/GS	FG/FGA	Pct	3FG/A	Pct	FT/FTA	Pct	Pts	Avg	Reb	Avg	Ast	TO	Bk	Stl
1999	29/1	127/217	.585	9/17	.529	66/106	.623	329	11.3	164	5.7	50	53	2	32
2000	29/11	136/273	.498	10/35	.286	74/122	.607	356	12.3	203	7.0	48	61	21	29
2001	30/30	173/342	.506	26/74	.351	106/156	.679	478	15.9	147	4.9	82	67	6	38
2002	27/27	124/262	.473	24/72	.333	72/107	.673	344	12.7	119	4.4	102	78	5	28
Totals	115/69	560/1094	.512	69/198	.348	318/491	.648	1507	13.1	633	5.5	282/259	34	127	

Trey Starks (Springfield, Mo./Seward County Community College)

Year	G/GS	FG/FGA	Pct	3FG/A	Pct	FT/FTA	Pct	Pts	Avg	Reb	Avg	Ast	TO	Bk	Stl
2015	12/0	45/84	.536	7/23	.304	50/64	.781	147	12.3	36	3.0	12	18	0	11
2016	28/14	147/302	.487	38/104	.365	137/176	.820	469	16.8	84	3.0	59	65	2	20
Totals	40/14	192/386	.497	45/127	.354	187/231	.810	616	15.4	120	3.0	71	83	2	31

Jeff Stewart (Wallace, Neb./Mid Plains Community College)

Year	G/GS	FG/FGA	Pct	3FG/A	Pct	FT/FTA	Pct	Pts	Avg	Reb	Avg	Ast	TO	Bk	Stl
1994	26/12	61/200	.305	25/112	.232	32/44	.727	180	6.9	103	4.0	26	26	3	26
1995	26/26	75/213	.352	37/126	.294	26/40	.650	213	8.2	112	4.3	21	35	17	25
Totals	52/38	136/413	.329	62/238	.261	58/84	.690	393	7.6	215	4.1	47	61	20	51

TJ Stukes (Bronx, N.Y./Independence Community College)

Year	G/GS	FG/FGA	Pct	3FG/A	Pct	FT/FTA	Pct	Pts	Avg	Reb	Avg	Ast	TO	Bk	Stl
2009	25/21	85/178	.478	0/0	.000	45/84	.536	215	8.6	192	7.7	17	38	36	23

Brad Swan (Emporia, Kan./Emporia State University)

Year	G/GS	FG/FGA	Pct	3FG/A	Pct	FT/FTA	Pct	Pts	Avg	Reb	Avg	Ast	TO	Bk	Stl
1990	4/0	0/0	.000	0/0	.000	2/2	1.00	2	0.5	0	0.0	0	0	0	0

Joey Symes (Nevada, Mo./Nevada High School)

Year	G/GS	FG/FGA	Pct	3FG/A	Pct	FT/FTA	Pct	Pts	Avg	Reb	Avg	Ast	TO	Bk	Stl
2001	3/0	0/0	.000	0/0	.000	1/2	.500	1	0.3	1	0.3	0	0	0	1

Bryson Tatum (Urbana, Ill./Miami University Ohio)

Year	G/GS	FG/FGA	Pct	3FG/A	Pct	FT/FTA	Pct	Pts	Avg	Reb	Avg	Ast	TO	Bk	Stl
2024	5/0	2/5	.400	0/3	.000	0/0	.000	4	0.8	1	0.2	0	0	0	1

Carlos Taylor (Tulsa, Okla./East Central High School)

Year	G/GS	FG/FGA	Pct	3FG/A	Pct	FT/FTA	Pct	Pts	Avg	Reb	Avg	Ast	TO	Bk	Stl
2006	28/1	44/137	.321	19/62	.306	33/44	.750	140	5.0	64	2.3	31	33	7	10
2007	22/17	73/179	.408	41/99	.414	36/58	.621	223	10.1	53	2.4	35	28	9	11
2008	28/18	95/244	.389	39/101	.386	37/52	.712	266	9.5	103	3.7	57	54	13	25
2009	27/24	166/391	.425	54/147	.367	89/116	.767	475	17.6	116	4.3	69	84	20	30
Totals	105/60	378/951	.397	153/409	.374	195/270	.722	1104	10.5	336	3.2	192	189	49	76

Jason Taylor (Decatur, Ga./Georgia Perimeter College)

Year	G/GS	FG/FGA	Pct	3FG/A	Pct	FT/FTA	Pct	Pts	Avg	Reb	Avg	Ast	TO	Bk	Stl
2004	29/28	139/335	.415	39/126	.310	78/117	.667	395	13.6	143	4.9	117/108	4	51	
2005	29/28	114/302	.377	32/105	.305	133/173	.769	393	13.6	171	5.9	85	97	3	34
Totals	58/56	253/637	.397	71/231	.307	211/290	.728	788	15.6	314	5.4	202/205	7	85	

Wes Thornton (Lenexa, Kan./Shawnee Mission West High School)

Year	G/GS	FG/FGA	Pct	3FG/A	Pct	FT/FTA	Pct	Pts	Avg	Reb	Avg	Ast	TO	Bk	Stl
2002	27/0	30/56	.536	1/1	1.000	40/55	.727	101	3.7	78	2.9	21	16	2	15
2003	8/3	15/24	.625	1/6	.167	12/20	.600	43	5.4	31	3.9	9	8	1	4
2004	29/29	83/189	.439	18/54	.333	73/97	.753	257	8.9	199	6.9	46	30	9	18
2005	30/29	71/130	.546	15/41	.366	83/110	.755	240	8.0	156	5.2	55	38	10	27
Totals	94/61	199/399	.499	35/101	.347	208/282	.738	641	6.8	464	4.9	131	92	22	64

Brandon Twito (Sanger, Texas/Collin County Community College)

Year	G/GS	FG/FGA	Pct	3FG/A	Pct	FT/FTA	Pct	Pts	Avg	Reb	Avg	Ast	TO	Bk	Stl
2003	28/13	107/217	.493	0/0	.000	54/108	.500	268	9.6	150	5.4	22	66	15	9

Javier Velazquez (Madrid, Spain/Ramiro de Maeztu High School)

Year	G/GS	FG/FGA	Pct	3FG/A	Pct	FT/FTA	Pct	Pts	Avg	Reb	Avg	Ast	TO	Bk	Stl
1997	32/0	67/124	.540	0/0	.000	51/74	.689	185	5.8	136	4.3	14	50	8	18
1998	22/21	105/172	.610	3/14	.214	63/90	.700	276	12.5	141	6.4	27	48	14	17
Totals	54/21	172/296	.581	3/14	.214	114/164	.695	461	8.5	277	5.1	41	98	22	35

Demetrius Virginia (St. Louis, Mo./Allen County Community College)

Year	G/GS	FG/FGA	Pct	3FG/A	Pct	FT/FTA	Pct	Pts	Avg	Reb	Avg
------	------	--------	-----	-------	-----	--------	-----	-----	-----	-----	-----

PLAYER STATISTICS (1990-PRES.)

Alex Williams (Salina, Kan./Cloud County Community College)

Year	G/GS	FG/FGA	Pct	3FG/A	Pct	FT/FTA	Pct	Pts	Avg	Reb	Avg	Stl	TO	Bk	Slt
2014	26/10	57/110	.518	4/13	.308	26/38	.684	144	5.5	69	2.7	8	29	12	2

Chris Wilson (Sacramento, Calif./Cosumnes River College)

Year	G/GS	FG/FGA	Pct	3FG/A	Pct	FT/FTA	Pct	Pts	Avg	Reb	Avg	Stl	TO	Bk	Slt
2009	24/3	29/85	.341	11/31	.355	32/45	.711	101	4.2	21	0.9	22	28	1	9

Lucus Wilson (Paola, Kan. / Paola High School)

Year	G/GS	FG/FGA	Pct	3FG/A	Pct	FT/FTA	Pct	Pts	Avg	Reb	Avg	Stl	TO	Bk	Slt
2016	12/0	1/1	1.000	0/0	.000	0/0	.000	2	0.2	9	0.8	0	2	1	1
2017	26/6	28/51	.549	0/0	.000	17/31	.548	73	2.8	70	2.7	14	21	4	7
2018	7/0	2/4	.500	0/1	.000	0/1	.000	4	0.6	6	0.9	3	0	1	1
2019	20/0	4/10	.400	0/0	.000	4/12	.333	12	0.6	32	1.6	3	5	2	0
Totals	65/6	35/66	.530	0/1	.000	21/44	.477	91	1.4	117	1.8	20	28	8	9

Keith Windom (Wichita, Kan./Hutchinson Community College)

Year	G/GS	FG/FGA	Pct	3FG/A	Pct	FT/FTA	Pct	Pts	Avg	Reb	Avg	Stl	TO	Bk	Slt
2007	31-11	65/191	.340	43/126	.341	66/92	.717	239	7.7	56	1.8	75	63	3	35
2008	28/28	70/184	.380	25/87	.287	56/85	.659	221	7.9	68	2.4	100	70	1	32
Totals	59/39	135/375	.360	68/213	.319	122/177	.689	460	7.8	124	2.1	175	133	4	67

Jah-Kobe Womack (St. Louis, Mo./Quincy University)

Year	G/GS	FG/FGA	Pct	3FG/A	Pct	FT/FTA	Pct	Pts	Avg	Reb	Avg	Stl	TO	Bk	Slt
2020	30/24	135/325	.415	62/166	.373	87/115	.757	419	14.0	104	3.5	51	61	7	38

Xavier Womack (St. Louis, Mo./Johnson County Community College)

Year	G/GS	FG/FGA	Pct	3FG/A	Pct	FT/FTA	Pct	Pts	Avg	Reb	Avg	Stl	TO	Bk	Slt
2020	25/12	36/80	.450	0/1	.000	50/79	.633	122	4.9	152	6.1	8	32	11	21

Ahmad Young (Fort Worth, Texas/Cisco Junior College)

Year	G/GS	FG/FGA	Pct	3FG/A	Pct	FT/FTA	Pct	Pts	Avg	Reb	Avg	Stl	TO	Bk	Slt
1997	6/0	1/3	.333	0/0	.000	0/3	.000	2	0.3	8	1.3	1	1	0	0

Andrew Spieker (Webb City, Mo./Webb City High School)

Year	G/GS	FG/FGA	Pct	3FG/A	Pct	FT/FTA	Pct	Pts	Avg	Reb	Avg	Stl	TO	Bk	Slt
2000	19/0	6/14	.429	0/0	.000	4/14	.286	16	0.8	28	1.5	0	2	1	1
2001	29/1	26/54	.481	0/0	.000	17/37	.459	69	2.4	61	2.1	6	14	6	2
Totals	48/1	32/68	.471	0/0	.000	21/51	.412	85	1.8	89	1.9	6	16	7	3

Jay Spoonhour (Springfield, Mo./Glendale High School)

Year	G/GS	FG/FGA	Pct	3FG/A	Pct	FT/FTA	Pct	Pts	Avg	Reb	Avg	Stl	TO	Bk	Slt
1991	9/0	0/2	.000	0/2	.000	9/12	.750	9	1.0	7	0.8	5	3	1	4
1992	13/0	4/7	.571	0/2	.000	3/6	.500	11	0.9	11	0.9	11	13	0	3
1993	25/15	37/69	.536	12/27	.445	33/46	.717	119	4.8	63	2.5	84	44	6	27
1994	25/17	61/127	.480	46/98	.469	21/32	.656	189	7.6	74	3.0	53	25	1	24
Totals	72/32	102/205	.498	58/129	.450	66/96	.688	328	4.6	155	2.2	153	85	8	58

Dan Stanley (Webb City, Mo./Webb City High School)

Year	G/GS	FG/FGA	Pct	3FG/A	Pct	FT/FTA	Pct	Pts	Avg	Reb	Avg	Stl	TO	Bk	Slt
1999	29/1	127/217	.585	9/17	.529	66/106	.623	329	11.3	164	5.7	50	53	2	32
2000	29/11	136/273	.498	10/35	.286	74/122	.607	356	12.3	203	7.0	48	61	21	29
2001	30/30	173/342	.506	26/74	.351	106/156	.679	478	15.9	147	4.9	82	67	6	38
2002	27/27	124/262	.473	24/72	.333	72/107	.673	344	12.7	119	4.4	102	78	5	28
Totals	115/69	560/1094	.512	69/198	.348	318/491	.648	1507	13.1	633	5.5	282	259	34	127

Trey Starks (Springfield, Mo. / Seward County Community College)

Year	G/GS	FG/FGA	Pct	3FG/A	Pct	FT/FTA	Pct	Pts	Avg	Reb	Avg	Stl	TO	Bk	Slt
2015	12/0	45/84	.536	7/23	.304	50/64	.781	147	12.3	36	3.0	12	18	0	11
2016	28/14	147/302	.487	38/104	.365	137/167	.820	469	16.8	84	3.0	59	65	2	20
Totals	40/14	192/386	.497	45/127	.354	187/231	.810	616	15.4	120	3.0	71	83	2	31

Jeff Stewart (Wallace, Neb./Mid Plains Community College)

Year	G/GS	FG/FGA	Pct	3FG/A	Pct	FT/FTA	Pct	Pts	Avg	Reb	Avg	Stl	TO	Bk	Slt
1994	26/12	61/200	.305	25/112	.232	32/44	.727	180	6.9	103	4.0	26	26	3	26
1995	26/26	75/213	.352	37/126	.294	26/40	.650	213	8.2	112	4.3	21	35	17	25
Totals	52/38	136/413	.329	62/238	.261	58/84	.690	393	7.6	215	4.1	47	61	20	51

TJ Stukes (Bronx, N.Y./Independence Community College)

Year	G/GS	FG/FGA	Pct	3FG/A	Pct	FT/FTA	Pct	Pts	Avg	Reb	Avg	Stl	TO	Bk	Slt
2009	25/21	85/178	.478	0/0	.000	45/84	.536	215	8.6	192	7.7	17	38	36	23

Brad Swan (Emporia, Kan./Emporia State University)

Year	G/GS	FG/FGA	Pct	3FG/A	Pct	FT/FTA	Pct	Pts	Avg	Reb	Avg	Stl	TO	Bk	Slt
1990	4/0	0/0	.000	0/0	.000	2/2	1.00	2	0.5	0	0.0	0	0	0	0

Joey Symes (Nevada, Mo./Nevada High School)

Year	G/GS	FG/FGA	Pct	3FG/A	Pct	FT/FTA	Pct	Pts	Avg	Reb	Avg	Stl	TO	Bk	Slt
2001	3/0	0/0	.000	0/0	.000	1/2	.500	1	0.3	1	0.3	0	0	0	1

Bryson Tatum (Urbana, Ill./Miami University Ohio)

Year	G/GS	FG/FGA	Pct	3FG/A	Pct	FT/FTA	Pct	Pts	Avg	Reb	Avg	Stl	TO	Bk	Slt
2024	5/0	2/5	.400	0/3	.000	0/0	.000	4	0.8	1	0.2	0	0	0	1

Carlos Taylor (Tulsa, Okla./East Central High School)

Year	G/GS	FG/FGA	Pct	3FG/A	Pct	FT/FTA	Pct	Pts	Avg	Reb	Avg	Stl	TO	Bk	Slt
2006	28/1	44/137	.321	19/62	.306	33/44	.750	140	5.0	64	2.3	31	33	7	10
2007	22/17	73/179	.408	41/99	.414	36/58	.621	223	10.1	53	2.4	35	28	9	11
2008	28/18	95/244	.389	39/101	.386	37/52	.712	266	9.5	103	3.7	57	54	13	25
2009	27/24	166/391	.425	54/147	.367	89/116	.767	475	17.6	116	4.3	69	84	30	30
Totals	105/60	378/951	.397	153/409	.374	195/270	.722	1104	10.5	336	3.2	192	189	49	76

Jason Taylor (Decatur, Ga./Georgia Perimeter College)

Year	G/GS	FG/FGA	Pct	3FG/A	Pct	FT/FTA	Pct	Pts	Avg	Reb	Avg	Stl	TO	Bk	Slt
2004	29/28	139/335	.415	39/126	.310	78/117	.667	395	13.6	143	4.9	117	108	4	51
2005	29/28	114/302	.377	32/105	.305	133/173	.769	393	13.6	171	5.9	85	97	3	34
Totals	58/56	253/637	.397	71/231	.307	211/290	.728	788	15.6	314	5.4	202	205	7	85

Wes Thornton (Lenexa, Kan./Shawnee Mission West High School)

Year	G/GS	FG/FGA	Pct	3FG/A	Pct	FT/FTA	Pct	Pts	Avg	Reb	Avg	Stl	TO	Bk	Slt
2002	27/0	30/56	.536	1/1	1.000	40/55	.727	101	3.7	78	2.9	21	16	2	15
2003	8/3	15/24	.625	1/6	.167	12/20	.600	43	5.4	31	3.9	9	8	1	4
2004	29/29	83/189	.439	18/54	.333	73/97	.753	257	8.9	199	6.9	46	30	9	18
2005	30/29	71/130	.546	15/41	.366	83/110	.755	240	8.0	156	5.2	55	38	10	27
Totals	94/61	199/399	.499	35/101	.347	208/282	.738	641	6.8	464	4.9	131	92	22	64

Brandon Twito (Sanger, Texas/Collin County Community College)

Year	G/GS	FG/FGA	Pct	3FG/A	Pct	FT/FTA	Pct	Pts	Avg	Reb	Avg	Stl	TO	Bk	Slt
2003	28/13	107/217	.493	0/0	.000	54/108									

PLAYER STATISTICS (1990-PRES.)

Justin White (Inman, Kan./University of South Alabama)

Year	G/GS	FG/FGA	Pct	3FG/A	Pct	FT/FTA	Pct	Pts	Avg	Reb	Avg	Ast	TO	Blk	Stl
2005	30/30	66/128	.516	0/0	.000	61/97	.629	193	6.4	151	5.0	12	34	16	30

Tony Wiatrak (St. Paul, Kan./East Central University)

Year	G/GS	FG/FGA	Pct	3FG/A	Pct	FT/FTA	Pct	Pts	Avg	Reb	Avg	Ast	TO	Blk	Stl
1993	26/5	62/132	.470	5/14	.357	27/46	.587	156	6.0	100	3.9	8	20	12	7

Jeff Willms (Hays, Kan./Dodge City Community College)

Year	G/GS	FG/FGA	Pct	3FG/A	Pct	FT/FTA	Pct	Pts	Avg	Reb	Avg	Ast	TO	Blk	Stl
2001	30/1	41/127	.323	32/104	.308	42/49	.857	156	5.2	66	2.2	30	25	4	8
2002	22/1	18/38	.474	10/23	.435	20/27	.741	66	3.0	14	0.6	9	11	0	5
Totals	52/2	59/165	.358	42/127	.331	62/76	.816	222	4.3	80	1.5	39	36	4	13

Alex Williams (Salina, Kan./Cloud County Community College)

Year	G/GS	FG/FGA	Pct	3FG/A	Pct	FT/FTA	Pct	Pts	Avg	Reb	Avg	Ast	TO	Blk	Stl
2014	26/10	57/110	.518	4/13	.308	26/38	.684	144	5.5	69	2.7	8	29	12	2

Chris Wilson (Sacramento, Calif./Cosumnes River College)

Year	G/GS	FG/FGA	Pct	3FG/A	Pct	FT/FTA	Pct	Pts	Avg	Reb	Avg	Ast	TO	Blk	Stl
2009	24/3	29/85	.341	11/31	.355	32/45	.711	101	4.2	21	0.9	22	28	1	9

Lucus Wilson (Paola, Kan. / Paola High School)

Year	G/GS	FG/FGA	Pct	3FG/A	Pct	FT/FTA	Pct	Pts	Avg	Reb	Avg	Ast	TO	Blk	Stl
2016	12/0	1/11	.000	0/0	.000	0/0	.000	2	0.2	9	0.8	0	2	1	1
2017	26/6	28/51	.549	0/0	.000	17/31	.548	73	2.8	70	2.7	14	21	4	7
2018	7/0	2/4	.500	0/1	.000	0/1	.000	4	0.6	6	0.9	3	0	1	1
2019	20/0	4/10	.400	0/0	.000	4/12	.333	12	0.6	32	1.6	3	5	2	0
Totals	65/6	35/66	.530	0/1	.000	21/44	.477	91	1.4	117	1.8	20	28	8	9

Keith Windom (Wichita, Kan./Hutchinson Community College)

Year	G/GS	FG/FGA	Pct	3FG/A	Pct	FT/FTA	Pct	Pts	Avg	Reb	Avg	Ast	TO	Blk	Stl
2007	31-11	65/191	.340	43/126	.341	66/92	.717	239	7.7	56	1.8	75	63	3	35
2008	28/28	70/184	.380	25/87	.287	56/85	.659	221	7.9	68	2.4	100	70	1	32
Totals	59/39	135/375	.360	68/213	.319	122/177	.689	460	7.8	124	2.1	175	133	4	67

Jah-Kobe Womack (St. Louis, Mo./Quincy University)

Year	G/GS	FG/FGA	Pct	3FG/A	Pct	FT/FTA	Pct	Pts	Avg	Reb	Avg	Ast	TO	Blk	Stl
2020	30/24	135/325	.415	62/166	.373	87/115	.757	419	14.0	104	3.5	51	61	7	38

Xavier Womack (St. Louis, Mo./Johnson County Community College)

Year	G/GS	FG/FGA	Pct	3FG/A	Pct	FT/FTA	Pct	Pts	Avg	Reb	Avg	Ast	TO	Blk	Stl
2020	25/12	36/80	.450	0/1	.000	50/79	.633	122	4.9	152	6.1	8	32	11	21

Ahmad Young (Fort Worth, Texas/Cisco Junior College)

Year	G/GS	FG/FGA	Pct	3FG/A	Pct	FT/FTA	Pct	Pts	Avg	Reb	Avg	Ast	TO	Blk	Stl
1997	6/0	1/3	.333	0/0	.000	0/3	.000	2	0.3	8	1.3	1	1	0	1

ALL-TIME RECORDS

Pitt State Team Categories (1990-present)

Field Goal Percentage (.605 or better)

Opponent	Pct.	Date
Northwest Missouri	.733	1/12/91
vs. Alaska Fairbanks	.655	12/20/91
Avila	.647	12/14/91
Northeastern State	.643	1/27/24
William Jewell	.640	11/19/15
vs. St. Cloud State	.636	11/14/15
Drury	.632	12/2/92
Bethany	.621	11/22/13
Calvary Bible	.620	12/2/03
Baptist Bible	.620	12/16/17
Mesa State	.610	11/27/99
St. Mary	.609	12/2/97
vs. Eastern New Mexico	.609	11/29/13
at Southwest Baptist	.607	1/20/01
Northwest Missouri	.607	2/16/17
Central Bible	.605	12/10/02

Free Throw Percentage (.875 or better, min. 14 FTA)

Opponent	Pct.	Date
Missouri S&T	1.000	2/16/91
Fort Hays State	.963	2/14/15
Lincoln	.957	2/10/24
Washburn	.933	1/15/22
Northwest Missouri	.947	1/30/16
at Lindenwood	.947	1/5/19
vs. Alaska-Fairbanks	.941	12/20/91
Washburn	.938	1/18/92
vs. Arkansas Fort-Smith	.938	12/18/12
at Central Missouri	.933	2/2/08
at Missouri S&T	.929	2/5/05
at Regis	.929	11/27/15
Missouri Baptist	.917	12/7/98
vs. Northwest Missouri *	.905	3/10/24
at Northwest Missouri	.900	12/2/23
Lincoln	.893	2/27/18
at Fort Hays State	.889	2/22/24
Rogers State	.882	1/29/22
at Missouri Southern	.882	11/20/93
Northwest Missouri	.882	1/6/18
Missouri Western	.879	1/27/16
at Washburn	.875	1/26/05
Missouri S&T	.875	1/22/05
at Central Missouri	.875	1/28/12
Central Oklahoma	.875	1/31/15
Southwest Baptist	.875	1/9/16
at Nebraska Kearney	.875	2/28/19
at Missouri Southern	.875	2/16/22

Three Point Field Goals Made (12 or more)

Opponent	3FG	Date
at Central Oklahoma	16	1/17/19
vs. Drury	16	12/22/19
at Missouri Southern	16	2/11/23
Northeastern State	15	1/27/18
Baptist Bible	15	11/23/19
Sioux Falls	15	11/13/22
Rogers State	15	1/24/24
Avila	14	11/23/13
Lindenwood	14	12/8/16
Central Christian	14	12/30/17
Missouri Southern	14	2/20/18
Emporia State	14	1/23/19
Newman	14	1/28/23
Fort Hays State	14	3/9/24
Missouri Baptist	13	12/7/98
at Missouri Southern	13	2/23/05
Arkansas-Fort Smith	13	11/18/17
Baptist Bible	13	12/16/17
Bethany	13	12/31/19
Harris-Stowe	13	11/22/22
Emporia State	12	2/27/93
vs. Central Oklahoma	12	11/27/98
Bemidji State	12	11/22/03
Calvary Bible	12	12/2/03

Central Missouri	12	3/5/04
Lincoln	12	12/4/04
Lincoln	12	1/12/17
Northeastern State	12	12/5/18
Central Missouri	12	2/29/20
Lincoln	12	12/18/21
at Central Missouri	12	2/2/23
at Central Oklahoma	12	12/11/22

Total Assists (26 or more)

Opponent	Tot	Date
Baptist Bible (Mo.)	32	12/16/17
Bartlesville Wesleyan	29	12/13/97
Emporia State	29	2/20/08
Lincoln	28	1/22/92
Calvary Bible	28	12/2/03
vs. Alaska-Fairbanks	27	12/20/91
at Southwest Baptist	27	1/20/01
Central Bible	27	12/10/02
Central Christian (Mo.)	26	12/30/17
vs. Central Oklahoma *	26	3/7/97
St. Mary	26	12/2/97
Lincoln	26	12/4/04

Total Turnovers (6 or less)

Opponent	Tot	Date
vs. Missouri Southern	4	3/8/15
Missouri Western *	4	1/3/18
at Southwest Baptist	5	2/4/92
Truman *	5	2/24/99
Truman	5	1/29/00
Nebraska-Omaha	5	1/21/09
vs. Northern State	5	11/16/14
Lindenwood	5	1/3/15
at Lindenwood	5	1/21/16
Northwest Missouri	5	2/16/17
Baptist Bible	5	11/23/19
Emporia State	6	1/28/91
at Emporia State	6	2/29/92
Truman	6	1/29/94
at Missouri S&T	6	2/24/94
Truman	6	1/27/01
Lindenwood	6	3/1/16
Washburn	6	3/9/19

Total Turnovers (27 or more)

Opponent	Tot	Date
at Kansas	33	12/18/95
at Kansas	30	11/28/01
Newman	29	11/20/12
at Central Missouri	28	1/25/97
at Missouri Southern	28	1/9/08
at Drury	27	1/15/96
at Kansas	27	12/11/99
at Colorado Mines	27	11/19/05
at Central Missouri	27	12/29/08
Northwest Missouri	27	12/8/10
Lincoln	27	1/5/10
Baptist Bible	27	12/16/17

Total Steals (16 or more)

Opponent	Tot	Date
Ottawa	21	12/19/96
Tabor	19	12/9/95
Baptist Bible (Mo.)	17	12/16/17
Mid-America Bible	17	12/12/98
Central Christian	17	11/20/99
Baptist Bible (Mo.)	17	12/16/17
vs. Christian Brothers	16	11/25/95
at Northwest Missouri	16	12/7/96
Missouri Baptist	16	12/20/97
Calvary Bible	16	12/2/03
Mid-America Nazarene	16	11/18/11

* post-season game

ALL-TIME RECORDS

Pitt State Individual Categories (1990-present)

Player	Tot	Opponent, Date
Marc Eddington	40	at Northwest Missouri, 2/17/96
Eddie Jackson	39	Truman, 2/28/04
Brandon Pate	38	Southwest Baptist, 2/17/01
Grant Lozoya	38	vs. Indianapolis, 12/17/18
Eddie Jackson	37	Central Missouri, 1/29/05
Toraino Hellems	36	at Missouri S&T, 2/24/94
Cory Abercrombie	36	Southwest Baptist, 3/1/07
Grant Lozoya	35	at Missouri Western, 2/2/19
Eddie Jackson	34	at Missouri Southern, 2/23/05
Kaleb Porter	34	vs. Lincon, 11/16/12
Devon Branch	34	Washburn, 3/1/14
Josiah Gustafson	34	William Jewell, 11/19/15
Jeremy Shaw	34	vs. Central Oklahoma, 3/8/24
Toraino Hellems	33	Missouri-St. Louis, 2/26/94
Eddie Jackson	33	Central Missouri, 3/5/04
Carlos Taylor	33	at Missouri Western, 12/3/08
Grant Lozoya	33	East Central, 11/23/18
Eddie Jackson	32	at Northwest Missouri, 1/15/05
Eddie Jackson	32	vs. Science and Arts, 12/11/04
Eddie Jackson	32	Lincoln, 12/4/04
Mark Johnson	32	Missouri S&T, 1/25/92
Mark Johnson	32	vs. Arkansas Tech, 11/28/92
James Sanders	32	Drury, 1/16/95
Marc Eddington	32	at Emporia State, 2/7/96
Marc Eddington	32	Washburn, 1/8/97
Eddie Jackson	32	Bemidji State, 11/22/03
Eddie Jackson	32	at Southwest Baptist, 1/3/06
Ed Morris	32	Truman, 2/11/06
Devon Branch	32	Southwest Baptist, 2/4/14
Grant Lozoya	32	Nebraska Christian, 11/29/18

Rebounds (16 or more)

Player	Tot	Opponent, Date
Deshaun English II	23	vs. Lincoln, 11/28/22
Jamey Richardson	20	Bemidji State, 11/22/03
Deshaun English II	19	at Washburn, 1/20/24
Doug Gillispie	18	Central Missouri, 1/23/99
Andra Bailey	18	Missouri Southern, 2/9/11
Christian Edmondson	18	vs. Upper Iowa, 11/8/19
Jay Wesley	17	at Truman, 1/28/95
Jamey Richardson	17	at Missouri S&T, 1/8/03
Ed Morris	17	at Washburn, 1/18/06
Deshaun English II	17	vs. Missouri Western, 12/1/22
Edwin Minniefield	16	Northwest Missouri, 1/10/93
Marc Eddington	16	at Central Missouri, 1/31/96
Alex Salazar	16	vs. Central Oklahoma, 3/7/97 *
Jamey Richardson	16	Northwestern Oklahoma, 11/29/02
Jamey Richardson	16	Colorado-Colorado Springs, 11/21/03
Ed Morris	16	at Missouri Southern, 2/15/06
Ed Morris	16	at Southwest Baptist, 1/9/07
Cory Abercrombie	16	Northwest Missouri, 1/19/08
T.J. Stukes	16	at Central Missouri, 12/29/08
Andra Bailey	16	vs. Southwest Baptist, 2/1/12
Deshaun English II	16	vs. Central Oklahoma, 12/9/23

Assists (10 or more)

Player	Tot	Opponent, Date
Jordan Frison	13	vs. Henderson State, 12/19/23
Javis Flynn	12	Emporia State, 1/14/15
Michael Cook	11	Lincoln, 3/2/91
Brian Comstock	11	Missouri-St. Louis, 2/26/94
Oscar Gonzalez	11	Park, 1/10/97
Oscar Gonzalez	11	William Jewell, 11/20/98
Cedric Brooks	11	Missouri Western, 1/11/03
Jay Spoonhour	10	at Missouri S&T, 1/23/93
Oscar Gonzalez	10	William Jewell, 11/21/97
Oscar Gonzalez	10	Bartlesville Wesleyan, 12/13/97
Oscar Gonzalez	10	Missouri Baptist, 12/7/98
Oscar Gonzalez	10	Mid-America Bible, 12/12/98
Oscar Gonzalez	10	at Washburn, 1/30/99
Oscar Gonzalez	10	Missouri Western, 2/6/99
Oscar Gonzalez	10	Truman, 2/24/99 *
Brandon Pate	10	John Brown, 11/26/99
Sam Pugh	10	Bethany, 11/22/13
Jake Bullard	10	vs. Eastern New Mexico, 11/29/13
Javis Flynn	10	Nebraska-Kearney, 2/12/15

Javis Flynn	10	vs. St. Cloud State, 11/14/15
Quentin Hardrict Jr.	10	vs. Central Oklahoma, 1

Blocked Shots (5 or more)

Player	Tot	Opponent, Date
Jabari Antwine	10	Central Christian (Mo.), 12/30/17
Dan Stanley	6	Southwest Baptist, 1/22/00
Jamey Richardson	6	Emporia State, 3/1/03
Tane Prictor	6	vs. Nebraska-Kearney, 1/11/24
Deshaun English II	6	vs. Central Missouri, 2/7/24
Jai Pradia	5	at Missouri Southern, 2/14/01
Jai Pradia	5	Missouri Western, 1/3/01
Jai Pradia	5	Northwest Missouri, 2/2/02
Oliver Vogt	5	Truman, 2/15/03
Jamey Richardson	5	Bemidji State, 11/22/03
Jamey Richardson	5	Lincoln, 12/10/03
Jamey Richardson	5	Truman, 1/3/04
Jamey Richardson	5	Washburn, 2/4/04
Cory Abercrombie	5	at Central Missouri, 2/2/08
T.J. Stukes	5	at Central Missouri, 12/29/08
T.J. Stukes	5	Missouri Southern, 2/11/09
Creighton Brinker	5	St. Edwards, 11/24/16
Christian Edmondson	5	vs. Missouri Western, 2/2/19
Christian Edmondson	5	vs. Upper Iowa, 11/8/19
Deshaun English II	5	at Newman, 2/3/24

Three-Point Field Goals (7 or more)

Player	Tot	Opponent, Date
Eddie Jackson	10	at Missouri Southern, 2/23/05
Eddie Jackson	9	Central Missouri, 1/29/05
Eddie Jackson	8	Washburn, 2/2/05
Eddie Jackson	8	at Rockhurst, 12/8/04
James Sanders	8	Drury, 1/16/95
Eddie Jackson	7	Drury, 12/12/04
Eddie Jackson	7	Lincoln, 12/4/04
Mark Johnson	7	vs. Arkansas Tech, 11/28/92
Mark Johnson	7	Southwest Baptist, 2/3/93
Oscar Gonzalez	7	at Emporia State, 2/7/96
Brandon Pate	7	Southwest Baptist, 2/17/01
Eddie Jackson	7	Central Missouri, 3/5/04
Donovan Franklin	7	at Central Oklahoma, 1/17/19
Jah-Kobe Womack	7	vs. Drury, 12/22/19

Steals (6 or more)

Player	Steals	Opponent, Date
Kevin Cooper	8	at Central Missouri, 2/20/93
Pancho Conley	8	Tabor, 12/9/95
Michael Lemons	7	vs. North Alabama, 11/27/92
Javis Flynn	7	at Southwest Baptist, 12/20/14
Javis Flynn	7	vs. Minnesota State-Moorhead, 3/14/15
Michael Lemons	6	vs. Colorado Springs, 11/21/92
Michael Lemons	6	vs. Arkansas Tech, 11/28/92
Wade Lowell	6	vs. Harding, 11/27/93
Alex Salazar	6	Ottawa, 12/19/96
Brandon Pate	6	Missouri S&T, 2/7/01
Cedric Brooks	6	at Rockhurst, 12/7/02
Cedric Brooks	6	Northwest Missouri, 1/4/03
Cedric Brooks	6	Missouri S&T, 2/5/03
Jason Taylor	6	Rockhurst, 11/18/03
Andra Bailey	6	MidAmerica Nazarene, 11/18/11
JaVon McGee	6	at Southwest Baptist, 12/10/11
Marky Nolan	6	Nebraska-Kearney, 1/3/13
Javis Flynn	6	Central Oklahoma, 12/5/15

Pitt State All-Time Top Scoring list

Player	Pts	Opponent, Date
1. Jim Chroust	48	at Emporia State, 3/2/66 *
2. Jim Chroust	41	Lincoln, 2/8/66
Jim Chroust	41	Fort Hays State, 2/12/66
Jeff Greene	41	Benedictine, 1/11/89
5. Jim Chroust	40	at Washburn, 1/29/66
Dave Niegsch	40	at Rockhurst, 2/21/67
Marc Eddington	40	at Northwest Missouri, 2/17/96
8. Jeff Greene	39	Fort Hays State, 2/17/89
Eddie Jackson	39	Truman, 2/28/04
10. Brandon Pate	38	Southwest Baptist, 2/17/01
Grant Lozoya	38	Indianapolis, 12/17/18



DOUBLE-DOUBLE HISTORY (1992-PRESENT)

Career Totals		Daniel Blair (05-07)		6		Jordan Frison (24-pres.)		2		Quentin Hardict Jr. (21-23)		1	
			Mike Harris (95)		5		Antonio Givens II (20-22)		2		Michael Hutchingston (07-08)		1
Jamey Richardson (03-04)	30		Grant Lozoya (18-19)		5		Michael Jones (99-00)		2		Courtney Ingram (11-13)		1
Deshaun English II (23-24)	27		Saddrick Daniels (94)		4		Demetrius Levarity (18-19)		2		Jeff Ivory (08-09)		1
Cory Abercrombie (07-08)	18		Toraino Hellems (94)		4		Ed Minniefield (91-93)		2		Eddie Jackson (04-06)		1
JaVon McGee (10-13)	16		Rico Pierrevilus (12-13)		4		Brandon Pate (00-01)		2		Marky Nolen (12-13)		1
Andra Bailey (11-12)	14		Alex Salazar (97-98)		4		Tim Smith (01)		2		Gerald Norey (97)		1
Ed Morris (06-07)	14		Vinson Smith (95)		4		Jeff Stewart (94-95)		2		Tane Prictor (23-pres.)		1
Jai Pradia (01-02)	12		T.J. Stukes (09)		4		Javier Velazquez (97-98)		2		Sam Pugh (12-14)		1
Doug Gillespie (96-99)	11		Jason Taylor (04-05)		4		Oliver Vogt (02-03)		2		T.J. Roberts (95-98)		1
Dan Stanley (99-02)	9		Jake Bullard (13-14)		3		Jay Wesley (95-96)		2		Jay Spoonhour (91-94)		1
Xavier Adams (18)	8		Pancho Conley (96-97)		3		Jabari Antwine (18)		1		Carlos Taylor (06-09)		1
Oscar Gonzalez (96-99)	8		Christian Edmondson (17-20)		3		Greg Campbell (96-97)		1		Brandon Twito (03)		1
Wes Thornton (02-05)	8		Rodney Grace (09-10)		3		Lamine Dieng (15)		1		A.J. Walker (19-20)		1
Cedric Cobb (99-00)	7		Troy Wade (91-92)		3		Donovan Franklin (18-19)		1		Chris Ware (11)		1
Darrell Colbert (93)	7		A.J. Adams (13)		2		James Fulton (94-96)		1		Xavier Womack (2020)		1
Marc Eddington (96-97)	7		Bobby Arthur-Williams Jr. (21-22)		2		Elijah Gaines (17)		1				
Max Ruark (99-02)	7		Ivan Evans (09)		2		Josiah Gustafson (14-17)		1				

Pitt State Double-Double Performances (1992-present)

2023-24		Deshaun English II		27pts, 12rebs		Central Christian, 12/30/17			
Deshaun English II	11pts, 10rebs	Central Missouri, 2/2/23		Tane Prictor	12pts, 10rebs	Xavier Adams	11pts, 10rebs		
McPherson, 11/21/23		Missouri Southern, 2/11/23		Deshaun English II	23pts, 12rebs	Lincoln, 12/09/17			
Deshaun English II	20pts, 16rebs	Deshaun English II		Nebraska-Kearney, 2/18/23		Xavier Adams	19pts, 10rebs		
Central Oklahoma, 12/9/23		Deshaun English II		Emporia State, 2/23/23	16pts, 11rebs	Lindenwood, 12/07/17			
Deshaun English II	13pts, 10rebs	vs. Truman State, 12/18/23				Demetrius Levarity	19pts, 13rebs		
vs. Truman State, 12/18/23		Jordan Frison				Fort Hays, 12/2/17			
Jordan Frison	17pts, 13asts	vs. Henderson State, 12/19/23				Xavier Adams	19pts, 10rebs		
vs. Henderson State, 12/19/23		Deshaun English II				Saint Cloud State, 11/11/17			
Deshaun English II	12pts, 10rebs	Nebraska - Kearney, 1/11/24							
Deshaun English II	24pts, 14rebs	Fort Hays State, 1/13/24							
Deshaun English II	15pts, 14rebs	at Emporia State, 1/17/24							
Deshaun English II	15pts, 10rebs	at Central Missouri, 1/30/24							
Deshaun English II	18pts, 12rebs	at Newman, 2/3/24							
Deshaun English II	14pts, 13rebs	Central Missouri, 2/7/24							
Deshaun English II	20pts, 13rebs	Lincoln, 2/10/24							
Deshaun English II	17pts, 11rebs	at Missouri Southern, 2/17/24							
Deshaun English II	11pts, 10rebs	at Fort Hays State, 2/22/24							
Jordan Frison	11pts, 10rebs	Missouri Western, 3/2/24							
Deshaun English II	17pts, 11rebs	vs. Central Oklahoma, 3/8/24 *							
Deshaun English II	13pts, 14rebs	vs. Northwest Missouri, 3/10/24 *							
Deshaun English II	25pts, 13rebs	vs. Minnesota State - Moorhead, 3/16/24 *							
2022-23		Deshaun English II		10pts, 13rebs		Central Christian, 12/30/17			
Deshaun English II	10pts, 13rebs	Winona State, 11/11/22							
Deshaun English II	15pts, 11rebs	Sioux Falls, 11/13/22							
Deshaun English II	19pts, 11rebs	Quincy, 11/18/22							
Deshaun English II	17pts, 23rebs	Lincoln, 11/28/22							
Deshaun English II	10pts, 17rebs	Missouri Western, 12/1/22							
Deshaun English II	15pts, 15rebs	Avila, 12/29/22							
Deshaun English II	16pts, 11rebs	Rogers State, 1/19/23							
Deshaun English II	18pts, 13rebs	Northeastern State, 1/21/23							
Deshaun English II	21pts, 10rebs	Central Oklahoma, 1/26/23							
Quentin Hardict Jr.	21pts, 10asts	Central Oklahoma, 1/26/23							
2021-22		Bobby Arthur-Williams Jr. <th colspan="2">14pts, 11rebs <th colspan="2">Elijah Gaines <th colspan="2">15pts, 11rebs </th></th></th>		14pts, 11rebs <th colspan="2">Elijah Gaines <th colspan="2">15pts, 11rebs </th></th>		Elijah Gaines <th colspan="2">15pts, 11rebs </th>		15pts, 11rebs	
		Emporia State, 2/23/22				Avila, 1/2/17			
		Bobby Arthur-Williams Jr.				Christian Edmondson			
		Missouri Western, 1/1/22				Newman, 11/15/16			
		Anotnio Givens II							
		Northeastern State, 12/11/21							
		Antonio Givens II							
		Baker, 11/27/21							
2019-20		A.J. Walker <th colspan="2">21pts, 10rebs <th colspan="2">Josiah Gustafson <th colspan="2">19pts, 10rebs </th></th></th>		21pts, 10rebs <th colspan="2">Josiah Gustafson <th colspan="2">19pts, 10rebs </th></th>		Josiah Gustafson <th colspan="2">19pts, 10rebs </th>		19pts, 10rebs	
		Nebraska-Kearney, 3/4/20				at Emporia State, 2/6/16			
		Xavier Womack				Lamine Dieng			
		Baptist Bible, 11/23/19				Newman, 11/17/15			
		Christian Edmondson							
		Upper Iowa, 11/8/19							
2018-19		Christian Edmondson <th colspan="2">22pts, 10rebs <th colspan="2">Jake Bullard <th colspan="2">20pts, 11rebs </th></th></th>		22pts, 10rebs <th colspan="2">Jake Bullard <th colspan="2">20pts, 11rebs </th></th>		Jake Bullard <th colspan="2">20pts, 11rebs </th>		20pts, 11rebs	
		Missouri Southern, 2/16/19				vs West Texas A&M, 12/18/13			
		Grant Lozoya				Jake Bullard			
		Washburn, 1/26/19				vs Eastern New Mexico, 11/22/13			
		Grant Lozoya				Sam Pugh			
		Central Oklahoma, 1/17/19				vs Bethany, 11/22/13			
		Grant Lozoya							
		Central Missouri, 1/12/19							
		Grant Lozoya							
		Lindenwood, 1/05/19							
		Grant Lozoya							
		Maryville, 11/19/18							
		Donovan Franklin							
		Maryville, 11/19/18							
2017-18		Xavier Adams <th colspan="2">10pts, 11rebs <th colspan="2">JaVon McGee <th colspan="2">22pts, 11rebs </th></th></th>		10pts, 11rebs <th colspan="2">JaVon McGee <th colspan="2">22pts, 11rebs </th></th>		JaVon McGee <th colspan="2">22pts, 11rebs </th>		22pts, 11rebs	
		Lincoln, 2/27/18				vs Central Missouri, 3/7/13 *			
		Demetrius Levarity				Jake Bullard			
		Lincoln, 2/27/18				vs Truman, 3/4/13 *			
		Xavier Adams				JaVon McGee			
		Central Missouri, 2/24/18				vs Northeastern State, 2/16/13			
		Xavier Adams				Rico Pierrevilus			
		Lincoln, 1/11/18				vs Truman, 2/7/13			
		Xavier Adams				Rico Pierrevilus			
		Missouri Western, 1/03/18				at Missouri Western, 1/30/13			
		Jabari Antwine				JaVon McGee			
		Central Christian, 12/30/17				at Northeastern State, 1/23/13			
		Xavier Adams				Rico Pierrevilus			
						at Missouri Southern, 1/16/13			
						Rico Pierrevilus			
						at Central Missouri, 1/12/13			
						Courtney Ingram			
						at Lincoln, 1/10/13			
						JaVon McGee			
						vs Dixie State, 12/19/12			
						A.J. Adams			
						vs Central Oklahoma, 12/6/12			
						JaVon McGee			
						vs Southwestern College, 11/24/12			
						JaVon McGee			
						vs Lincoln, 11/16/12			



DOUBLE-DOUBLE HISTORY (1992-PRESENT)

A.J. Adams vs Baker, 11/13/12	16pts, 10rebs				
2011-12					
Marky Nolen vs. Northwest Missouri, 3/3/12*	18pts, 13rebs				
JaVon McGee at Fort Hays State, 2/22/12	23pts, 11rebs				
Andra Bailey at Missouri Southern 2/8/12	19pts, 12rebs				
Andra Bailey Southwest Baptist, 2/1/12	10pts, 16rebs				
Andra Bailey Fort Hays State, 1/14/12	10pts, 11rebs				
Andra Bailey at Lincoln, 1/4/12	13pts, 11rebs				
Andra Bailey Missouri Southern, 12/30/11	15pts, 12rebs				
Andra Bailey Central Missouri, 12/18/11	12pts, 12rebs				
Andra Bailey at Northwest Missouri, 12/7/11	18pts, 10rebs				
JaVon McGee Missouri Western, 11/30/11	17pts, 11rebs				
Andra Bailey Missouri Western, 11/30/11	10pts, 11rebs				
Andra Bailey MidAmerica Nazarene, 11/18/11	27pts, 13rebs				
2010-11					
Andra Bailey at Nebraska-Omaha, 2/26/11	15pts, 11rebs				
JaVon McGee at Emporia State, 2/16/11	10pts, 10rebs				
Andra Bailey at Lincoln, 2/12/11	12pts, 10rebs				
JaVon McGee at Lincoln, 2/12/11	17pts, 10rebs				
Andra Bailey Missouri Southern, 2/9/11	25pts, 18rebs				
Andra Bailey Emporia State, 1/8/11	15pts, 12rebs				
JaVon McGee Emporia State, 1/8/11	14pts, 10rebs				
Andra Bailey at Missouri S&T, 11/28/10	14pts, 11rebs				
JaVon McGee Newman, 11/16/10	16pts, 12rebs				
Chris Ware Newman, 11/16/10	10pts, 10rebs				
2009-10					
JaVon McGee at Nebraska-Omaha, 2/27/10	17pts, 12rebs				
JaVon McGee Missouri Southern, 1/2/10	13pts, 15rebs				
JaVon McGee at NW Missouri State, 12/30/09	11pts, 12rebs				
JaVon McGee Benedictine, 12/21/09	13pts, 13rebs				
2008-09					
Jeff Ivory at Nebraska-Omaha, 2/28/09	18pts, 15rebs				
Rodney Grace at Emporia State, 2/18/09	11pts, 10rebs				
T.J. Stukes Central Missouri, 1/31/09	12pts, 10rebs				
Rodney Grace at Truman, 1/28/09	10pts, 11rebs				
T.J. Stukes Missouri Western, 1/24/09	10pts, 10rebs				
Rodney Grace Nebraska-Omaha, 1/21/09	22pts, 10rebs				
T.J. Stukes Emporia State, 1/10/09	15pts, 12rebs				
Carlos Taylor at Central Missouri, 12/29/08	29pts, 10rebs				
Ivan Evans at Central Missouri, 12/29/08	10pts, 12rebs				
T.J. Stukes Truman, 12/6/08	15pts, 15rebs				
Ivan Evans Truman, 12/6/08	20pts, 10rebs				
2007-08					
Cory Abercrombie Truman, 3/1/08	13pts, 11rebs				
Cory Abercrombie Missouri Southern, 2/27/08	18pts, 10rebs				
Cory Abercrombie at Southwest Baptist, 2/23/08	20pts, 11rebs				
Cory Abercrombie at Washburn, 2/9/08	27pts, 13rebs				
Cory Abercrombie Fort Hays State, 2/7/08					
Cory Abercrombie at Central Missouri, 2/2/08	19pts, 12rebs				
Cory Abercrombie at Fort Hays State, 1/30/08	15pts, 18rebs				
Cory Abercrombie at Missouri Western, 1/23/08	15pts, 12rebs				
Cory Abercrombie Southwest Baptist, 1/16/08	12pts, 11rebs				
Michael Hutchinson at Emporia State, 1/12/08	12pts, 11rebs				
Cory Abercrombie at Emporia State, 1/12/08	21pts, 15rebs				
Cory Abercrombie at Missouri Southern, 1/9/08	14pts, 15rebs				
Cory Abercrombie at Truman, 1/5/08	16pts, 13rebs				
Cory Abercrombie Southwestern College, 12/29/07	21pts, 10rebs				
Cory Abercrombie vs. Angelo State, 12/18/07	20pts, 15rebs				
Cory Abercrombie vs. Mid-America Christian, 11/23/07	27pts, 12rebs				
2006-07					
Cory Abercrombie vs Northwest Missouri, 3/3/07	18pts, 10rebs				
Cory Abercrombie vs Southwest Baptist, 3/1/07	36pts, 11rebs				
Ed Morris at Truman, 2/24/07	22pts, 11rebs				
Ed Morris vs Northwest Missouri, 2/10/07	20pts, 15rebs				
Ed Morris vs Washburn, 2/3/07	15pts, 13rebs				
Ed Morris vs Missouri Western, 1/17/07	18pts, 14rebs				
Cory Abercrombie at Northwest Missouri, 1/13/07	21pts, 10rebs				
Ed Morris at Southwest Baptist, 1/9/07	20pts, 16rebs				
Ed Morris vs Emporia State, 1/6/07	23pts, 12rebs				
Ed Morris vs Truman, 12/30/06	15pts, 12rebs				
Ed Morris vs Southeastern Oklahoma, 12/20/06	14pts, 11rebs				
Ed Morris vs West Texas AM, 11/17/06	13pts, 11rebs				
2005-06					
Ed Morris at Missouri Southern, 2/15/06	15pts, 16rebs				
Ed Morris at Truman, 2/11/06	32pts, 12rebs				
Ed Morris Central Missouri, 1/25/06	15pts, 12rebs				
Ed Morris at Washburn, 1/18/06	13pts, 17rebs				
Eddie Jackson at Southwest Baptist, 1/3/06	32pts, 10rebs				
Daniel Blair vs. Seattle Pacific, 12/18/05	19pts, 13rebs				
Ed Morris vs. Seattle Pacific, 12/18/05	11pts, 10rebs				
Daniel Blair Missouri Western, 12/10/05	22pts, 10rebs				
Daniel Blair Missouri Western, 12/10/05	22pts, 10rebs				
Daniel Blair Avila, 12/6/05	13pts, 11rebs				
2004-05					
Jason Taylor at Missouri Western, 2/9/05	16pts, 10rebs				
Wes Thornton Washburn, 2/2/05	12pts, 11rebs				
Daniel Blair Emporia State, 1/12/05	21pts, 10rebs				
Daniel Blair at Rockhurst, 12/8/04	17pts, 12rebs				
2003-04					
Jamey Richardson Truman, 2/28/04	12pts, 11rebs				
Wes Thornton at Southwest Baptist, 2/21/04	16pts, 11rebs				
Jamey Richardson Emporia State, 2/18/04	21pts, 15rebs				
Wes Thornton Missouri S&T, 2/7/04	21pts, 14rebs				
Jason Taylor Missouri S&T, 2/7/04					
Jamey Richardson at Washburn, 2/4/04	24pts, 11rebs				
Jamey Richardson at Central Missouri, 1/31/04	19pts, 12rebs				
Jamey Richardson at Missouri S&T, 1/24/04	11pts, 13rebs				
Jamey Richardson at Missouri Western, 1/21/04	19pts, 10rebs				
Jamey Richardson Northwest Missouri, 1/17/04	11pts, 11rebs				
Wes Thornton Northwest Missouri, 1/17/04	19pts, 12rebs				
Jamey Richardson at Emporia State, 1/14/04	24pts, 10rebs				
Jamey Richardson Southwest Baptist, 1/10/04	18pts, 13rebs				
Jason Taylor Southwest Baptist, 1/10/04	15pts, 12rebs				
Jamey Richardson at Missouri Southern, 1/7/04	11pts, 14rebs				
Jason Taylor at Truman, 1/3/04	24pts, 10rebs				
Jamey Richardson Central Missouri, 12/30/03	13pts, 15rebs				
Jamey Richardson at Lincoln, 12/10/03	22pts, 10rebs				
Jamey Richardson vs. St. Gregory's, 12/5/03	21pts, 10rebs				
Wes Thornton vs. Evangel, 11/28/03	16pts, 12rebs				
Jamey Richardson vs. Bemidji State, 11/22/03	15pts, 20rebs				
Wes Thornton Rockhurst, 11/18/03	17pts, 11rebs				
2002-03					
Jamey Richardson vs. Northwest Missouri, 3/7/03 *	17pts, 13rebs				
Jamey Richardson Emporia State, 3/1/03	10pts, 10rebs				
Jamey Richardson at Central Missouri, 2/26/03	17pts, 10rebs				
Jamey Richardson at Missouri Southern, 2/12/03	14pts, 12rebs				
Oliver Vogt at Missouri Western, 2/8/03	21pts, 10rebs				
Jamey Richardson at Missouri Western, 2/8/03	23pts, 15rebs				
Jamey Richardson Missouri S&T, 2/5/03	13pts, 10rebs				
Jamey Richardson Central Missouri, 1/29/03	17pts, 12rebs				
Jamey Richardson at Southwest Baptist, 1/21/03	14pts, 12rebs				
Oliver Vogt at Truman, 1/18/03	19pts, 10rebs				
Greg Campbell Missouri Western, 1/11/03	10pts, 10rebs				
Jamey Richardson at Emporia State, 12/30/02	12pts, 12rebs				
Jamey Richardson vs. Seattle Pacific, 12/17/02	16pts, 14rebs				
Jamey Richardson at St. Mary's (Texas), 12/16/02	17pts, 12rebs				
Jamey Richardson Central Bible, 12/10/02	20pts, 10rebs				
Jamey Richardson at Rockhurst, 12/7/02	15pts, 12rebs				
Jamey Richardson Lincoln, 11/30/02	16pts, 14rebs				
Jamey Richardson Northwestern Oklahoma, 11/29/02	15pts, 16rebs				
Brandon Twito MidAmerica Nazarene, 11/26/02	23pts, 10rebs				
Jamey Richardson vs. Philander Smith, 11/23/02	21pts, 14rebs				
Wes Thornton vs. Philander Smith, 11/23/02	11pts, 10rebs				
2001-02					
Jai Pradia Washburn, 2/26/02 *	20pts, 13rebs				
Jai Pradia Washburn, 2/23/02	13pts, 10rebs				
Max Ruark Truman, 2/16/02	18pts, 14rebs				
Jai Pradia Missouri Southern, 2/13/02	16pts, 10rebs				
Jai Pradia Central Missouri, 2/11/02	16pts, 10rebs				
Wes Thornton	19pts, 10rebs				

DOUBLE-DOUBLE HISTORY (1992-PRESENT)

Emporia State, 2/4/02
 Max Ruark 14pts, 11rebs
 Northwest Missouri, 2/2/02
 Jai Pradia 10pts, 13rebs
 Southwest Baptist, 1/23/02
 Jai Pradia 15pts, 11rebs
 Missouri Southern, 1/16/02
 Max Ruark 13pts, 15rebs
 Missouri Southern, 1/16/02
 Jai Pradia 19pts, 13rebs
 Missouri S&T, 1/9/02
 Dan Stanley 17pts, 11rebs
 Emporia State, 1/7/02
 Jai Pradia 24pts, 11rebs
 Central Missouri, 1/2/02
 Max Ruark 10pts, 11rebs
 Central Missouri, 1/2/02

2000-01

Jai Pradia 21pts, 14rebs
 Southwest Baptist, 2/26/01 *
 Tim Smith 12pts, 10rebs
 Truman, 2/24/01
 Brandon Pate 18pts, 10rebs
 Missouri S&T, 2/7/01
 Jai Pradia 17pts, 11rebs
 Northwest Missouri, 2/3/01
 Jai Pradia 14pts, 12rebs
 at Southwest Baptist, 1/20/01
 Max Ruark 11pts, 13rebs
 Missouri Southern, 1/17/01
 Max Ruark 13pts, 12rebs
 Washburn, 1/13/01
 Jai Pradia 10pts, 10rebs
 Missouri Western, 1/3/01
 Tim Smith 19pts, 12rebs
 Newman, 12/9/00
 Max Ruark 13pts, 11rebs
 vs. Lincoln, 12/2/00
 Dan Stanley 28pts, 11rebs
 Mid-America Nazarene, 11/27/00

1999-00

Dan Stanley 12pts, 11rebs
 at Missouri Southern, 3/2/00 *
 Cedric Cobb 12pts, 14rebs
 Emporia State, 2/23/00
 Dan Stanley 13pts, 13rebs
 Emporia State, 2/23/00
 Dan Stanley 19pts, 11rebs
 at Southwest Baptist, 2/19/00
 Dan Stanley 15pts, 10rebs
 at Missouri S&T, 2/9/00
 Cedric Cobb 13pts, 12rebs
 Missouri Western, 2/20/00
 Cedric Cobb 11pts, 10rebs
 Northwest Missouri, 1/8/00
 Cedric Cobb 14pts, 11rebs
 Central Missouri, 1/3/00
 Michael Jones 24pts, 10rebs
 vs. Arkansas Tech, 12/4/99
 Dan Stanley 10pts, 11rebs
 vs. Arkansas Tech, 12/4/99
 Brandon Pate 19pts, 10asts
 John Brown, 11/26/99

1998-99

Oscar Gonzalez 10pts, 10asts
 Truman, 2/24/99 *
 Cedric Cobb 12pts, 10rebs
 Missouri S&T, 2/22/99 *
 Dan Stanley 18pts, 11rebs
 Northwest Missouri, 2/10/99
 Doug Gillespie 22pts, 11rebs
 Missouri Western, 2/6/99
 Oscar Gonzalez 14pts, 10asts
 Missouri Western, 2/6/99
 Dan Stanley 18pts, 12rebs
 at Washburn, 1/30/99
 Cedric Cobb 14pts, 14rebs
 Missouri Southern, 1/27/99
 Doug Gillespie 14pts, 11rebs
 at Missouri S&T, 1/25/99
 Doug Gillespie 17pts, 12rebs
 Emporia State, 1/16/99
 Doug Gillespie 12pts, 11rebs
 at Emporia State, 1/4/99
 Oscar Gonzalez 14pts, 10asts
 Mid-America Bible, 12/12/98
 Oscar Gonzalez 19pts, 10asts
 Missouri Baptist, 12/7/98
 Doug Gillespie 20pts, 14rebs

Nebraska-Kearney, 12/1/98
 Doug Gillespie 19pts, 10rebs
 vs. Southwestern Oklahoma, 11/28/98
 Michael Jones 20pts, 10rebs
 William Jewell, 11/20/98
 Oscar Gonzalez 10pts, 11asts
 William Jewell, 11/20/98
 Cedric Cobb 18pts, 13rebs
 Central Methodist, 11/14/98

1997-98

Doug Gillespie 15pts, 13rebs
 vs. Northwest Missouri, 3/5/98 *
 Alex Salazar 15pts, 10rebs
 Central Missouri, 2/24/98 *
 Alex Salazar 20pts, 10rebs
 Lincoln, 2/14/98
 Doug Gillespie 18pts, 15rebs
 Central Missouri, 1/12/98
 Doug Gillespie 10pts, 13rebs
 Emporia State, 1/5/98
 Doug Gillespie 15pts, 12rebs
 Bartlesville Wesleyan, 12/13/97
 T.J. Roberts 13pts, 11rebs
 Bartlesville Wesleyan, 12/13/97
 Oscar Gonzalez 12pts, 10asts
 Bartlesville Wesleyan, 12/13/97
 Javier Velazquez 11pts, 10rebs
 Northeastern State, 11/29/97
 Oscar Gonzalez 24pts, 10asts
 William Jewell, 11/21/97
 Javier Velazquez 11pts, 11rebs
 William Jewell, 11/21/97
 Doug Gillespie 12pts, 11rebs
 vs. College of the Ozarks, 11/14/97

1996-97

Alex Salazar 20pts, 14rebs
 vs. Texas A&M-Commerce, 3/8/97 *
 Alex Salazar 22pts, 16rebs
 vs. Central Oklahoma, 3/7/97 *
 Oscar Gonzalez 10pts, 11asts
 Park, 1/10/97
 Gerald Norey 10pts, 13rebs
 Bethel, 11/26/96

1995-96

James Fulton 10pts, 10rebs
 at Central Missouri, 2/29/96 *
 Marc Eddington 23pts, 11rebs
 at Missouri S&T, 2/24/96
 Pancho Conley 13pts, 11rebs
 at Missouri S&T, 2/24/96
 Marc Eddington 40pts, 11rebs
 at Northwest Missouri, 2/17/96
 Pancho Conley 22pts, 16rebs
 at Truman, 2/10/96
 Marc Eddington 17pts, 10rebs
 Missouri S&T, 1/20/96
 Marc Eddington 15pts, 10rebs
 Northwest Missouri, 1/13/96
 Marc Eddington 20pts, 13rebs
 Missouri Southern, 1/6/96
 Marc Eddington 21pts, 12rebs
 Ottawa, 12/2/95
 Jay Wesley 10pts, 10rebs
 Ottawa, 12/2/95
 Pancho Conley 10pts, 10rebs
 Phillips (Okla.), 11/20/95
 Marc Eddington 19pts, 11rebs
 at Missouri Southern, 11/18/95

1994-95

Mike Harris 10pts, 10rebs
 at Central Missouri, 2/27/95 *
 Vinson Smith 25pts, 10rebs
 Missouri S&T, 2/22/95
 Vinson Smith 31pts, 10rebs
 Northwest Missouri, 2/15/95
 Mike Harris 15pts, 10rebs
 at Southwest Baptist, 2/11/95
 Mike Harris 17pts, 13rebs
 Emporia State, 2/8/95
 Jeff Stewart 18pts, 11rebs
 Central Missouri, 2/4/95
 Jay Wesley 22pts, 11rebs
 at Missouri Western, 1/25/95
 Vinson Smith 13pts, 14rebs
 Missouri-St. Louis, 1/21/95
 Mike Harris 12pts, 10rebs
 at Southwestern Oklahoma, 12/7/94
 Mike Harris 12pts, 10rebs

Fort Hays State, 12/3/94
 Vinson Smith 14pts, 11rebs
 vs. Henderson State, 11/26/94

1993-94

Toraino Hellems 19pts, 12rebs
 at Northwest Missouri, 3/1/94 *
 Toraino Hellems 20pts, 10rebs
 at Northwest Missouri, 2/16/94
 Saddrick Daniels 15pts, 10rebs
 at Northwest Missouri, 2/16/94
 Toraino Hellems 27pts, 11rebs
 Missouri Southern, 2/5/94
 Saddrick Daniels 12pts, 10rebs
 Truman, 1/29/94
 Toraino Hellems 20pts, 10rebs
 Missouri Western, 1/26/94
 Jeff Stewart 11pts, 11rebs
 vs. Harding, 11/27/93
 Saddrick Daniels 14pts, 12rebs
 vs. Arkansas Tech, 11/26/93
 Saddrick Daniels 18pts, 10rebs
 at Missouri Southern, 11/20/93

1992-93

Darrell Colbert 22pts, 11rebs
 at Missouri Western, 2/6/93
 Darrell Colbert 17pts, 10rebs
 at Missouri S&T, 1/23/93
 Jay Spoonhour 12pts, 10asts
 at Missouri S&T, 1/23/93
 Ed Minniefield 10pts, 11rebs
 Lincoln, 1/20/93
 Darrell Colbert 21pts, 13rebs
 Northwest Missouri, 1/10/93
 Ed Minniefield 15pts, 16rebs
 Northwest Missouri, 1/10/93
 Darrell Colbert 28pts, 10rebs
 Cameron, 1/5/93
 Darrell Colbert 17pts, 11rebs
 at Missouri Southern, 12/11/92
 Darrell Colbert 18pts, 11rebs
 Fort Hays State, 12/5/92
 Darrell Colbert 11pts, 15rebs
 William Jewell, 11/30/92

1991-92

Troy Wade 23pts, 10rebs
 at Missouri S&T, 3/3/92 *
 Troy Wade 14pts, 10rebs
 at Emporia State, 2/29/92
 Troy Wade 12pts, 13rebs
 at Missouri-St. Louis, 2/17/92

ALL-TIME RECORDS

Most Games Played

32 1997

Most Wins

27 1956

Fewest Wins

2 1918 & 1920

Most Losses

24 1981

Fewest Losses

0 1930 & 1931

Highest Winning Percentage

1.000 1930 (21-0) & 1931 (20-0)

Lowest Winning Percentage

.133 1918 (2-13)

Most Consecutive Wins

47 Dec. 14, 1929 to Jan. 7, 1932

Most Consecutive Losses

15 Dec. 28, 1966 to Feb. 13, 1967

Most Points

Game: 120 vs. Baptist Bible, Dec. 16, 2017
Season: 2504 2019 (30 games)

Most Points Allowed

Game: 128 vs. Marymount, Jan. 5, 1981
Season: 2402 2019 (30 games)

Fewest Points

Game: 6 vs. Missouri State, Jan. 16, 1934 (Modern)
Season: 21 vs. Rockhurst, Jan. 10, 1946
Season: 1548 1966-67 (24 games)

Fewest Points Allowed

Game: 7 vs. Missouri, Jan. 16, 1934 (Modern)
Season: 25 vs. Northeastern State, Jan. 3, 1947
Season: 1432 1958-59 (24 games)

Largest Margin of Victory

89 vs. Baptist Bible, Dec. 16, 2017 (120-31)

Largest Margin of Defeat

55 vs. Kansas, Dec. 18, 1995 (103-48)

Highest Scoring Average

83.8 1963-64 (20 games)

Most Field Goals Made

Game: 49 vs. MidAmerica Nazarene, Nov. 28, 1987
Season: 954 1971-72 (30 games)

Fewest Field Goals Made

Game: 13 vs. Colorado Mines, Nov. 11, 2005
Season: 575 1958-59 (24 games)

Most Field Goal Attempts

Game: 88 vs. Bemidji State, Nov. 22, 2003
Season: 2102 1971-72 (30 games)

Fewest Field Goal Attempts

Game: 38 vs. St. Mary's, Dec. 17, 2005
Season: 1417 1983-84 (26 games)

Highest Field Goal Percentage

Game: .776 vs. SBU, Nov. 28, 1984 (38-49)
Season: .492 1998 (831-of-1690)

Lowest Field Goal Percentage

Game: .222 at Tarleton State, Nov. 12, 2012 (12-54)
Season: .372 1980 (827-of-2086)

Most 3-Point Field Goals Made

Game: 16 vs. Central Oklahoma, Jan. 17, 2019
Season: 255 2019 (30 games)

Fewest 3-Point Field Goals Made

Season: 89 1991 (26 games)

Most 3-Point Field Goal Attempts

Game: 39 vs. Bemidji State, Nov. 22, 2003
Season: 736 2019 (30 games)

Fewest 3-Point Field Goal Attempts

Season: 229 1991 (26 games)

Highest 3-Point Field Goal Percentage

Game: 1.000 vs. Missouri Western, Feb. 10, 1990 (4-4)
Season: .409 1986-87 (101-of-247)

Lowest 3-Point Field Goal Percentage

Season: .307 2006 (155-of-505)

Most Free Throws Made

Game: 41 vs. Southwest Baptist, Feb. 19, 2005
Season: 672 2005 (30 games)

Fewest Free Throws Made

Game: 0 vs. Emporia State, Mar. 3, 1986
Season: 226 1975 (25 games)

Most Free Throw Attempts

Game: 55 vs. Central Arkansas, Nov. 21, 1998
Season: 930 2005 (30 games)

Fewest Free Throw Attempts

Game: 0 vs. Emporia State, Mar. 3, 1986
Season: 321 1974 (21 games)

Highest Free Throw Percentage

Game: 1.000 vs. Missouri S&T, Feb. 16, 1991 (23-23)
Season: .765 1988 (384-of-502)

Lowest Free Throw Percentage

Game: .000 vs. Harding, Nov. 30, 1989 (0-2)
Season: .616 1957-58 (417-of-677)

Most Rebounds

Game: 59 at Central Missouri, Dec. 29, 2008
Season: 1210 1972 (30 games)

Fewest Rebounds

Game: 16 vs. Washburn, Feb. 9, 1985
Season: 767 1980 (27 games)

Highest Rebounding Average

46.8 1975

Lowest Rebounding Average

28.4 1980

Most Assists

Game: 32 vs. Baptist Bible, Dec. 16, 2017
Season: 494 1997 (32 games)

Most Turnovers

Game: 33 vs. Kansas, Dec. 18, 1995
Season: 492 2012 (31 games)

Most Steals

Game: 21 vs. Ottawa, Dec. 19, 1996
Season: 298 1997 (32 games)

Most Blocked Shots

Game: 9 six times, most recently vs. Rogers, Jan. 24, 2024
Season: 159 2003 (28 games)

Individual Game Records

Most Points

48 Jim Chroust
vs. College of Emporia, Mar. 2, 1966

Most Rebounds

23 Jim Chroust
vs. Nebraska-Omaha, Jan. 15, 1966
Deshaun English II
vs. Lincoln, Nov. 28, 2022

Most Field Goals Attempted

32 Bob Williams
vs. Fort Hays State, Feb. 23, 1974
Jason Taylor
vs. Bemidji State, Nov. 22, 2003

Most Field Goals Made

18 Jim Chroust
vs. Lincoln, Feb. 8, 1966

Highest Field Goal Percentage

1.000 Doug Gillispie
vs. Drury, Dec. 9, 1996 (11-11)

Most 3-Point Field Goals Attempted

18 Eddie Jackson
vs. St. Mary's, Nov. 18, 2004

Most 3-Point Field Goals Made

10 Eddie Jackson
vs. Missouri Southern, Feb. 23, 2005

Highest 3-Point FG Percentage (five or more)

1.000 Brandon Pate
vs. Washburn, Feb. 10, 2001 (5-5)

Most Free Throws Attempted

22 Bruce Palmer
vs. Northwest Missouri, Dec. 11, 1954

Most Free Throws Made

21 Bruce Palmer
vs. Northwest Missouri, Dec. 11, 1954

Highest Free Throw Percentage (14 or more)

1.000 Bruce Palmer
vs. Northeastern State, Nov. 21, 1955 (16-16)
Marc Eddington
vs. Northwest Mo., Feb. 27, 1996 (14-14)

Most Assists

13 Jordan Frison
vs. Henderson State, Dec. 19, 2023

Most Turnovers

12 Michael Lemons
vs. Fort Hays State, Dec. 5, 1992

Most Blocked Shots

6 four times, most recently by:
Deshaun English II
vs. Central Missouri, Feb. 7, 2024

Most Steals

8 two times, most recently by:
Pancho Conley
vs. Tabor, Dec. 9, 1995



Eddie Jackson set a PSU record by making 10 3-point field goals in a game against MSSU on Feb. 23, 2005.

ALL-TIME RECORDS

Career Scoring (Since 1923)

	G	Pts
1. Calvin Kinzer, 1972-75	102	1833
2. Eddie Jackson, 2004-06	86	1722
3. Jim Chroust, 1963-66	96	1587
4. Tony Fleming, 1987-90	108	1515
5. Dan Stanley, 1999-2002	115	1507
6. Oscar Gonzalez, 1996-99	119	1482
7. Greg Wolf, 1977-80	104	1434
8. Jeff Greene, 1988-89	56	1292
9. Bruce Palmer, 1953-56	96	1217
10. Josiah Gustafson, 2014-17	90	1150
11. Clinton Brown, 1948-51	96	1134
12. Cedric Brooks, 2002-03	55	1120
13. JaVon McGee, 2010-13	108	1113
14. Carlos Taylor, 2006-09	105	1104
15. Spencer Magana, 2007-10	108	1101
16. Marc Eddington, 1996-97	60	1090
17. Doug Gillispie, 1996-99	114	1085
18. Bob Williams, 1972-75	80	1053
19. Doug Dodge, 1969-71	71	1052
20. Grant Lozoya, 2018-19	59	1050
21. Tony McCoy, 1983-85	57	1045
22. Fred Harder, 1956-60	100	1044
23. Donovan Franklin, 2017-19	54	1021
24. Doug Baker, 1968-72	79	1014
25. Ernest Schmidt, 1929-33	82	1000

Season Scoring (Since 1923)

	G	Pts
1. Jeff Greene, 1988	29	716
2. Jim Chroust, 1966	28	688
3. Gene Daniels, 1979	29	681
4. Grant Lozoya, 2019	30	672
5. Jeff Guiot, 1986	29	624
6. Eddie Jackson, 2005	29	611
7. Greg Wolf, 1980	27	593
8. Donovan Franklin, 2019	30	591
9. Cedric Brooks, 2003	28	583
10. Jeff Greene, 1989	27	576
11. Tony McCoy, 1985	31	574
Eddie Jackson, 2004	29	574
13. Marc Eddington, 1997	32	551
14. Scottie Fields, 1990	27	550
15. Calvin Kinzer, 1973	27	543
16. Marc Eddington, 1996	28	539
17. Cedric Brooks, 2002	27	537
Eddie Jackson, 2006	28	537
Xavier Adams, 2018	30	537
20. Brandon Pate, 2000	29	520
21. Cory Abercrombie, 2008	28	502

Career Highest Scoring Average

(Since 1923, min. 35 games)	G	Pts	Avg
1. Jeff Greene, 1988-89	56	1292	23.07
2. Cedric Brooks, 2002-03	55	1120	20.36
3. Eddie Jackson, 2004-06	86	1722	20.02
4. Donovan Franklin, 2018-19	54	1021	18.91
5. Jeff Guiot, 1985-86	48	893	18.60
6. Tony McCoy, 1984-85	57	1045	18.33
7. Marc Eddington, 1996-97	60	1090	18.17
8. Scottie Fields, 1990-91	53	959	18.09
9. Calvin Kinzer, 1972-75	102	1833	17.97
10. Grant Lozoya, 2018-19	59	1050	17.80

Season Highest Scoring Average

(Since 1923, min. 20 games)	G	Pts	Avg
1. Jeff Greene, 1988	29	716	24.69
2. Jim Chroust, 1966	28	688	24.57
3. Gene Daniels, 1979	29	681	23.48
4. Grant Lozoya, 2019	30	672	22.40
5. Greg Wolf, 1980	27	593	21.96
6. Jeff Guiot, 1986	29	624	21.52
7. Jeff Greene, 1989	27	576	21.33
8. Donovan Franklin, 2019	28	591	21.11
9. Eddie Jackson, 2005	29	611	21.07
10. Cedric Brooks, 2003	28	583	20.82

Career Free Throws Made (Since 1923)

	FTM
1. Bruce Palmer, 1957-60	569
2. Jim Chroust, 1963-66	451
3. Oscar Gonzalez, 1996-99	404
4. Eddie Jackson, 2004-06	353
5. Doug Gillispie, 1996-99	341
6. Dan Stanley, 1999-2002	318
7. Calvin Kinzer, 1972-75	297
8. Greg Wolf, 1977-80	292
9. Fred Harder, 1957-60	289
10. Daniel Blair, 2005-07	272
Donovan Franklin, 2018-19	272

Season Free Throws Made (Since 1923)

	FTM
1. Jim Chroust, 1966	212
2. Bruce Palmer, 1956	211
3. Bruce Palmer, 1955	170
4. Xavier Adams, 2018	163
5. Grant Lozoya, 2019	160
6. Oscar Gonzalez, 1998	150
7. Lee Crawley, 1966	147
8. Ed Nealy, 1957	143
Gene Daniels, 1979	143
Donovan Franklin, 2019	143

Career Free Throw Attempts (Since 1957)

	FTA
1. Bruce Palmer, 1953-56	736
2. Jim Chroust, 1963-66	608
3. Doug Gillispie, 1996-99	560
4. Eddie Jackson, 2004-06	497
5. Oscar Gonzalez, 1996-99	496
6. Dan Stanley, 1999-2002	491
7. Lee Olmstead, 1951-54	439
8. JaVon McGee, 2010-2013	422
9. Calvin Kinzer, 1972-75	396
10. Daniel Blair, 2005-07	387

Season Free Throw Attempts (Since 1957)

	FTA
1. Jim Chroust, 1966	278
2. Bruce Palmer, 1956	265
3. Xavier Adams, 2018	237
4. Gene Daniels, 1979	227
5. Doug Gillispie, 1999	218
6. Bruce Palmer, 1955	204
7. Oscar Gonzalez, 1998	199
8. Ed Nealy, 1957	198
9. Tony McCoy, 1985	195
10. Rodney Grace, 2010	190

Career Free Throw Pct. (From 1923, min. 100 att.)

	FTM-FTA	Pct.
1. Donovan Franklin, 2018-19	272-311	.875
2. Kyle Folkerts, 1983-84	122-142	.859
3. Jeff Guiot, 1985-86	141-165	.855
4. Ryan Pippins, 2021-22	104-122	.853
5. Sam Pugh, 2012-14	89-105	.848
6. Josiah Gustafson, 2014-17	271-321	.842
7. Ryan Odaffer, 2001-05	92-109	.840
8. Max Alexander, 2023-24	129-153	.843
9. Grant Lozoya, 2018-19	236-281	.839
10. Jaxon Holden, 2016-18	89-106	.836

Season Free Throw Pct. (From 1923, min. 45 att.)

	FTM-FTA	Pct.
1. Norman Jeffery, 1947	58-59	.983
2. Michael Jones, 2000	76-84	.905
3. Jeff Guiot, 1986	110-122	.902
4. Josiah Gustafson, 2016	92-104	.885
5. Kyle Folkerts, 1984	73-83	.880
6. Grant Lozoya, 2019	160-182	.879
7. Ryan Pippins, 2021	43-49	.878
8. Donovan Franklin, 2019	143-163	.877
9. Brandon Clifford, 2017	42-48	.875
10. Donovan Franklin, 2018	129-148	.872

Career Field Goals Made (Since 1923)

	FGM
1. Calvin Kinzer, 1972-75	768
2. Jim Chroust, 1963-66	575
3. Greg Wolf, 1977-80	571
4. Dan Stanley, 1999-2002	560
5. Tony Fleming, 1987-90	551
6. Eddie Jackson, 2004-06	548
7. Jeff Greene, 1988-89	518
8. Bob Williams, 1972-75	460
9. Clinton Brown, 1948-50	440
10. JaVon McGee, 2010-13	422

Season Field Goal Made (Since 1923)

	FGM
1. Jeff Greene, 1988	288
2. Gene Daniels, 1979	269
3. Jeff Guiot, 1986	257
4. Jim Chroust, 1966	239
Greg Wolf, 1980	239
6. Calvin Kinzer, 1973	230
Jeff Greene, 1989	230
8. Grant Lozoya, 2019	225
9. Tony McCoy, 1985	219
10. Scottie Fields, 1990	215

Career Field Goal Attempts (From 1957)

	FGA
1. Calvin Kinzer, 1972-75	1496
2. Eddie Jackson, 2004-06	1365
3. Tony Fleming, 1987-90	1262
4. Greg Wolf, 1977-80	1190
5. Dan Stanley, 1999-2002	1094
6. Jim Chroust, 1963-66	1045
7. Oscar Gonzalez, 1996-99	1001
8. Carlos Taylor, 2007-09	951
9. Jeff Greene, 1988-89	948
10. Spencer Magana, 2007-10	908

Season Field Goals Attempts (From 1957)

	FGA
1. Gene Daniels, 1979	559
2. Jeff Greene, 1988	537
3. Jeff Guiot, 1986	502
4. Don Meadows, 1965	485
5. Greg Wolf, 1980	483
6. Eddie Jackson, 2006	478
7. Grant Lozoya, 2019	475
8. Brandon Pate, 2000	466
9. Calvin Kinzer, 1973	465
10. Jay Parker, 1985	457

Career Field Goal Pct. (Min. 500 att., from 1957) FGM-FGA Pct.

1. Doug Gillispie, 1996-99	372-576	.646
2. Cory Abercrombie, 2007-08	373-643	.580
3. Calvin Jones, 1979-80	316-548	.577
4. Max Ruark, 1999-2002	284-503	.565
5. Jim Chroust, 1963-66	575-1045	.550
6. Jeff Greene, 1988-89	518-948	.546
7. Scottie Fields, 1990-91	367-674	.545
8. Jamey Richardson, 2003-04	312-578	.539
9. Doug Baker, 1969-72	402-783	.5134
10. Calvin Kinzer, 1972-75	768-1496	.5133

Season Field Goal Pct. (Min. 175 att., from 1957) FGM-FGA Pct.

1. Doug Gillispie, 1999	118-189	.624
2. Doug Gillispie, 1998	123-203	.6059
3. Darrell Colbert, 1993	175-289	.6055
4. T.J. Roberts, 1996	116-196	.592
5. Cory Abercrombie, 2008	197-336	.586
6. Dan Stanley, 1999	127-217	.585
7. Jeremy Shaw, 2024	136-233	.584
8. Calvin Jones, 1980	192-331	.580
9. Cory Abercrombie, 2007	176-307	.573
10. Ed Morris, 2007	162-283	.572

Career 3-Point Field Goals Made (From 1987)

	3ptM
1. Oscar Gonzalez, 1996-99	272
2. Eddie Jackson, 2004-06	271
3. Tony Fleming, 1987-90	197
4. Spencer Magana, 2007-10	178
5. R.J. Forney Jr., 2021-pres.	159
6. Matt Sherrel, 1989-92	156
7. Mark Johnson, 1992-93	153
Carlos Taylor, 2006-09	153
9. Matt Sherrel, 1990-92	138
10. Cedric Brooks, 2002-03	127

Season 3-Point Field Goals Made (From 1987)

	3ptM
1. Eddie Jackson, 2005	115
2. Eddie Jackson, 2004	84
3. Mark Johnson, 1993	82
Oscar Gonzalez, 1998	82
Eddie Jackson, 2004	74
6. Mark Johnson, 1992	71
7. Oscar Gonzalez, 1999	70
Spencer Magana, 2010	70
R.J. Forney Jr., 2023	70
10. Kaleb Porter, 2013	68

Career 3-Point Field Goal Attempts (From 1987)

	3ptA
1. Eddie Jackson, 2004-06	767
2. Oscar Gonzalez, 1996-99	725
3. Tony Fleming, 1987-90	509
4. Spencer Magana, 2007-10	485
5. Carlos Taylor, 2006-09	409
6. Cedric Brooks, 2002-03	408
7. R.J. Forney Jr., 2021-pres.	389
8. Mark Johnson, 1992-93	358
9. Matt Sherrel, 1989-92	333
10. Brandon Pate, 2000-01	291

Season 3-Point Field Goals Attempts (From 1987)

	3ptA
1. Eddie Jackson, 2005	274
2. Eddie Jackson, 2006	263
3. Eddie Jackson, 2004	230
4. Oscar Gonzalez, 1998	206
5. Cedric Brooks, 2002	205
6. Cedric Brooks, 2003	203
7. Oscar Gonzalez, 1999	195
8. Mark Johnson, 1993	191
9. Kaleb Porter, 2013	185
10. Spencer Magana, 2010	179

Career 3-Point FG Pct. (From 1987, min. 150 att.) 3M-3A Pct.

1. Matt Sherrel, 1989-92	156-333	.468
2. Dakota Jones, 2015-18	118-270	.437
3. Eric Ray, 2011-12	72-168	.429
4. Mark Johnson, 1992-93	153-358	.427
5. Michael Jones, 1999-2000	98-231	.4242
6. Matt Frazier, 1999-2000	75-177	.4237
7. Ryan Odaffer, 2001-05	105-252	.417
8. Sam Pugh, 2012-14	69-169	.408
9. Josiah Gustafson, 2014-17	117-290	.403
10. Corey Shelby, 1997-98	114-289	.395



ALL-TIME RECORDS

Season 3-Point FG Pct. (From 1987, min. 50 att.)

	3M-3A	Pct.
1. Sam Pugh, 2014	43-83	.518
2. Jeremy Shaw, 2024	42-85	.494
3. Matt Sherrel, 1991	37-76	.487
4. Matt Sherrel, 1992	48-100	.480
5. Dakota Jones, 2018	33-69	.478
6. Eric Ray, 2011	29-61	.475
7. Matt Sherrel, 1990	53-112	.4732
8. Josiah Gustafson, 2016	53-112	.4732
9. Dejon Waters Jr., 2020	44-93	.4731
10. Jay Spoonhour, 1994	46-98	.469

Career Rebounds (From 1957)

	G	Reb
1. Jim Chroust, 1963-66	96	1036
2. Calvin Kinzer, 1972-75	102	768
3. JaVon McGee, 2010-13	108	716
4. Don Diggs, 1966-69	94	680
5. Bernie Onelio, 1958-60	78	669
6. Doug Gillispie, 1996-99	114	652
7. Dan Stanley, 1999-2002	115	633
8. Max Ruark, 1999-2002	109	613
9. Fred Harder, 1958-60	76	590
10. Lonnie McThompson, 1985-88	94	578

Season Rebounds (From 1957)

	G	Reb
1. Jim Chroust, 1966	28	318
2. Deshaun English II, 2024	32	313
3. Henry Heidebreicht, 1962	25	301
4. Tony McCoy, 1985	31	294
5. Jamey Richardson, 2003	28	290
6. Bernie Onelio, 1960	26	289
7. Cory Abercrombie, 2008	28	285
8. Don Diggs, 1968	26	282
9. Jim Chroust, 1965	25	277
Andra Bailey, 2012	31	277

Career Highest Rebound Average (From 1957, min. 35 games)

	G	Reb	Avg
1. Jim Chroust, 1963-66	96	1036	10.8
2. Jamey Richardson, 2003-04	56	558	9.9
3. Deshaun English II, 2023-24	59	572	9.7
4. Andra Bailey, 2010-2012	56	482	8.6
5. Ed Morris, 2006-07	59	496	8.4
6. Dave Niegisch, 1965-67	59	491	8.3
7. Cory Abercrombie, 2007-08	59	468	7.9
8. Calvin Kinzer, 1971-75	102	768	7.5
9. Jai Pradia, 2001-02	57	417	7.3
10. Don Diggs, 1965-69	94	680	7.2

Season Highest Rebound Average (From 1957, min. 20 games)

	G	Reb	Avg
1. Jim Chroust, 1964	20	250	12.5
2. Henry Heidebreicht, 1962	25	301	12.0
3. Jim Chroust, 1966	28	318	11.4
4. Bernie Onelio, 1960	26	289	11.12
5. Jim Chroust, 1965	25	277	11.08
6. Don Diggs, 1968	26	282	10.9
7. Jamey Richardson, 2003	28	290	10.4
8. Bernie Onelio, 1959	24	247	10.3
9. Cory Abercrombie, 2008	28	285	10.2
10. Deshaun English II, 2024	32	316	9.98

Career Assists (From 1978)

	G	Ast
1. Oscar Gonzalez, 1996-99	119	592
2. Tony Fleming, 1987-90	108	425
3. T.J. Roberts, 1995-98	115	404
4. Javis Flynn, 2015-16	61	299
5. Greg Campbell, 2001-05	103	289
6. Brandon Pate, 2000-01	59	287
7. Dan Stanley, 1999-2002	115	282
8. Mark Johnson, 1992-93	54	265
9. Tony McCoy, 1984-85	57	248
10. Quentin Hardt Jr., 2021-23	67	238

Season Assists (From 1978)

	G	Ast
1. Oscar Gonzalez, 1999	29	181
2. Tony McCoy, 1985	31	160
Javis Flynn, 2015	32	160
4. Jordan Frison, 2024	31	159
5. Oscar Gonzalez, 1998	30	158
6. Oscar Gonzalez, 1997	32	149
Brandon Pate, 2001	30	149
8. Mark Johnson, 1992	29	141
9. Javis Flynn, 2016	29	139
10. Brandon Pate, 2000	29	138

Career Highest Assist Average (From 1978, min. 35 games)

	G	Ast	Avg
1. Oscar Gonzalez, 1996-99	119	592	4.97
2. Mark Johnson, 1992-93	54	265	4.91
3. Javis Flynn, 2015-16	61	299	4.90
4. Brandon Pate, 2000-01	59	287	4.86
5. Tony McCoy, 1984-85	57	248	4.35
6. Jeff Guiot, 1985-86	48	202	4.21
7. Tony Fleming, 1987-90	108	425	3.94
8. Brian Comstock, 1994-'96	52	202	3.88
9. Cedric Brooks, 2002-03	55	198	3.60
10. Quentin Hardt Jr., 2021-23	67	238	3.55

Season Highest Assist Average (From 1978, min. 20 games)

	G	Ast	Avg
1. Oscar Gonzalez, 1999	29	181	6.24
2. Oscar Gonzalez, 1998	30	158	5.27
3. Tony McCoy, 1985	31	160	5.16
4. Jordan Frison, 2024	32	159	5.13
5. Javis Flynn, 2015	32	160	5.00
6. Brandon Pate, 2001	30	149	4.97
7. Mark Johnson, 1993	25	124	4.96
8. Mark Johnson, 1992	29	141	4.86
9. Javis Flynn, 2016	29	139	4.79
10. Quentin Hardt Jr., 2023	28	134	4.786

Career Steals (From 1984 †)

	G	Stl
1. Tony Fleming, 1987-90	108	225
2. Oscar Gonzalez, 1996-99	119	186
3. Javis Flynn, 2015-16	61	136
4. T.J. Roberts, 1995-98	115	135
5. Dan Stanley, 1999-2002	115	127
6. Cedric Brooks, 2002-03	55	126
7. JaVon McGee, 2010-13	108	120
8. Max Ruark, 1999-2002	109	118
9. Brandon Pate, 2000-01	59	117
10. Marky Nolen, 2012-13	56	100

† No steals recorded in 1985 season

Season Steals (From 1984)

	G	Stl
1. Jeff Guiot, 1986	29	83
2. Javis Flynn, 2015	32	76
3. Cedric Brooks, 2003	28	75
4. Tony Fleming, 1988	27	66
5. Brandon Pate, 2001	30	62
6. Tony McCoy, 1984	26	61
7. Javis Flynn, 2016	29	60
8. Tony Fleming, 1990	27	55
Brandon Pate, 2000	29	55
Marky Nolen, 2013	26	55

Career Highest Steal Average (From 1978, min. 35 games)

	G	Stl	Avg
1. Cedric Brooks, 2002-03	55	126	2.29
2. Javis Flynn, 2015-16	61	136	2.23
3. Tony Fleming, 1987-90	108	225	2.08
4. Brandon Pate, 2000-01	59	117	1.98
5. Marky Nolen, 2000-01	56	100	1.79
6. Andra Bailey, 2011-12	56	91	1.63
7. Oscar Gonzalez, 1996-99	119	186	1.56
8. Brian Comstock, 1994-'96	52	78	1.50
9. Jason Taylor, 2004-05	58	85	1.47
10. Alex Salazar, 1997-98	53	75	1.42

Season Highest Steal Average (From 1978, min. 20 games)

	G	Stl	Avg
1. Jeff Guiot, 1986	29	83	2.86
2. Cedric Brooks, 2003	28	75	2.68
3. Tony Fleming, 1988	27	66	2.44
4. Javis Flynn, 2015	32	76	2.38
5. Tony McCoy, 1984	26	61	2.35
6. Marky Nolen, 2013	26	55	2.12
7. Javis Flynn, 2016	29	60	2.069
8. Brandon Pate, 2001	30	62	2.067
9. Tony Fleming, 1987	26	53	2.04
10. Tony Fleming, 1990	28	55	1.96

Career Blocks (From 1986)

	G	Blk
1. Jamey Richardson, 2003-04	56	143
2. Jai Pradia, 2001-02	57	110
3. Deshaun English II, 2023-24	59	90
4. Ed Morris, 2006-07	59	89
5. Christian Edmondson, 2017-20	96	84
6. Doug Gillispie, 1996-99	114	75
7. Rico Pierrevilus, 2012-13	49	59
8. Tane Pricitor, 2023-pres.	44	52
9. Carlos Taylor, 2007-09	105	49
10. Daniel Blair, 2005-07	89	47
Cory Abercrombie, 2007-09	59	47
Creighton Brinker, 2016-17	55	47

Season Blocks (From 1986)

	G	Blk
1. Jamey Richardson, 2004	28	77
2. Jamey Richardson, 2003	28	66
3. Jai Pradia, 2001	30	59
4. Ed Morris, 2006	28	57
5. Deshaun English II, 2024	32	55
6. Jai Pradia, 2002	27	51
7. Creighton Brinker, 2017	27	37
8. TJ Stukes, 2009	25	36
Christian Edmondson, 2020	29	36
10. Deshaun English II, 2023	27	35

Career Highest Blocks Average (From 1986, min. 35 games)

	G	Blk	Avg
1. Jamey Richardson, 2003-04	56	143	2.55
2. Jai Pradia, 2001-02	57	110	1.93
3. Deshaun English II, 2023-24	59	90	1.53
4. Ed Morris, 2006-07	59	89	1.51
5. Rico Pierrevilus, 2012-13	49	59	1.20
6. Christian Edmondson, 2017-20	96	84	0.88
7. Creighton Brinker, 2016-17	55	47	0.85
8. Zach Burch, 2021-22	42	34	0.81
9. Cory Abercrombie, 2007-08	59	47	0.80
10. Andra Bailey, 2011-12	56	41	0.73

Season Highest Blocks Average (From 1986, min. 20 games)

	G	Blk	Avg
1. Jamey Richardson, 2004	28	77	2.75
2. Jamey Richardson, 2003	28	66	2.36
3. Ed Morris, 2006	28	57	2.04
4. Jai Pradia, 2001	30	59	1.97
5. Jai Pradia, 2002	27	51	1.89
6. Deshaun English II, 2024	32	55	1.72
7. Tane Pricitor, 2024	23	34	1.48
8. TJ Stukes, 2009	25	36	1.44
9. Creighton Brinker, 2017	27	37	1.37
10. Rico Pierrevilus, 2012	21	28	1.33

Career Highest Assist-Turnover Average (Min. 35 games)

	G	Ast-TO	Avg
1. Mark Johnson, 1992-93	54	265-115	2.30
2. R.J. Lawrence, 2019-22	60	85-41	2.07
3. Oscar Gonzalez, 1996-99	119	592-299	1.98
4. Michael Cook, 1991-92	55	188-98	1.92
5. Jay Spoonhour, 1991-94	72	153-85	1.80
6. Greg Campbell, 2001-05	103	289-165	1.75
7. Magic Reliford, 2022-23	42	43-25	1.72
8. Javis Flynn, 2015-16	61	299-178	1.68
9. Brian Comstock, 1994-'96	52	202-133	1.52
10. Troy Wade, 1991-92	55	128-94	1.47

Season Highest Assist-Turnover Average (Min. 20 games)

	G	Ast-TO	Avg
1. Dakota Jones, 2018	30	38-13	2.92
2. Matt Sherrel, 1991	26	26-9	2.89
3. Mark Johnson, 1993	25	124-50	2.48
4. Jaxon Holden, 2018	23	27-11	2.45
5. Andy Wachter, 2006	28	41-18	2.28
6. Oscar Gonzalez, 1999	29	181-80	2.26
7. Marcel Cherry, 2019	30	50-23	2.174
8. Mark Johnson, 1992	29	141-65	2.169
9. Chris Roe, 2009	23	17-8	2.13
10. Jay Spoonhour, 1994	25	53-25	2.12

Career Games (Since 1923)

	G
1. Oscar Gonzalez, 1996-99	119
2. T.J. Roberts, 1995-98	115
Dan Stanley, 1999-2002	115
Doug Gillispie, 1996-99	114
5. Homer Cole, 1946-50 †	110
6. Max Ruark, 1999-2002	109
Tommy Vossler, 2002-05	109
8. Tony Fleming, 1987-90	108
Spencer Magana, 2007-10	108
JaVon McGee, 2010-13	108

† Cole played for five seasons because of WWII

Season Games (Since 1923)

	G
1. Alex Salazar, 1997	32
Corey Shelby, 1997	32
Javier Velazquez, 1997	32
Marc Eddington, 1997	32
Oscar Gonzalez, 1997	32
T.J. Roberts, 1997	32
Dakota Jones, 2015	32
Denton Hays, 2015	32
Javis Flynn, 2015	32
Josiah Gustafson, 2015	32
Deshaun English II, 2024	32



ALL-TIME SCORES

1908-09

Head Coach: Albert McLeland
Record: 4-0

Date	Opponent	Site	Score
12/19	at Erie HS	Erie, Kan.	W, 16-15
1/15	Pittsburg HS	Pittsburg	W, 19-15
1/22	at Fort Scott HS	Fort Scott, Kan.	W, 32-31
2/5	Erie HS	Pittsburg	W, 33-18



John Fuhrer 1910-14 (5 Yrs) 21 wins, 20 losses (.512)

Conference Titles (0)

1909-10

Head Coach: John Fuhrer
Record: 4-6

Date	Opponent	Site	Score
1/13	Marionville	Pittsburg	L, 22-35
1/21	Fort Scott HS	Pittsburg	W, 50-29
1/25	Fort Scott YMCA	Pittsburg	W, 37-35
1/28	Pittsburg HS	Pittsburg	W, 31-22
2/1	at Drury	Springfield, Mo.	L, 24-26
2/2	at Marionville	Marionville, Mo.	L, 26-50
2/21	Southwestern	Pittsburg	L, 24-78
2/26	Missouri State	Pittsburg	L, 33-39
2/28	Pittsburg HS	Pittsburg	L, 23-26
3/8	Pittsburg HS	Pittsburg	W, 30-18

1910-11

Head Coach: John Fuhrer
Record: 5-4

Date	Opponent	Site	Score
1/31	Pittsburg YMCA	Pittsburg	W, 43-37
2/1	Alma Athletic Club	Pittsburg	W, 62-27
2/7	Weir HS	Pittsburg	W, 50-18
2/8	Weir HS	Pittsburg	W, 41-20
2/25	Missouri State	Pittsburg	L, 21-30
2/27	at Missouri State	Springfield, Mo.	L, 21-23
2/28	at Marionville	Marionville, Mo.	L, 13-68
3/1	at Marionville	Marionville, Mo.	L, 36-42
3/9	Mulberry HS	Pittsburg	W, 39-25

1911-12

Head Coach: John Fuhrer
Record: 4-6

Date	Opponent	Site	Score
12/22	at Jasper Co. Ath. Club	Webb City, Mo.	L, 26-63
12/22	at Jasper Co. Ath. Club	Webb City, Mo.	L, 10-68
12/23	at Carthage YMCA	Carthage, Mo.	L, 36-50
1/11	Alba	Pittsburg	W, 56-10
1/18	Weir HS	Pittsburg	W, 41-11
1/19	Weir HS	Pittsburg	W, 50-18
1/25	Erie HS	Pittsburg	W, 60-11
2/8	at Drury	Springfield, Mo.	L, 21-40
2/9	at Drury	Springfield, Mo.	L, 27-38
2/10	at Marionville	Marionville, Mo.	L, 24-62

1912-13

Head Coach: John Fuhrer
Record: 4-4

Date	Opponent	Site	Score
1/14	Mindenmines HS	Pittsburg	W, 75-14
1/23	Mulberry HS	Pittsburg	W, 35-15
2/4	Monmouth	Pittsburg	W, 80-12
2/11	at Drury	Springfield, Mo.	L, 26-44
2/12	at Drury	Springfield, Mo.	L, 22-57
2/21	Marionville	Pittsburg	W, 36-33
2/28	Ottawa	Pittsburg	L, 37-42
3/1	Ottawa	Pittsburg	L, 30-54

1913-14

Head Coach: John Fuhrer
Record: 4-0

Date	Opponent	Site	Score
2/9	at Fort Scott HS	Fort Scott, Kan.	W, 35-29
2/10	at Fort Scott HS	Fort Scott, Kan.	W, 44-26
2/17	Pittsburg HS Alumni	Pittsburg	W, 46-41
2/26	Kansas Mines	Pittsburg	W, 68-21

1914-15

No intercollegiate team fielded



R.O. Courtright 1916-19 (4 Yrs) 21 wins, 40 losses (.344)

Conference Titles (0)

1915-16

Head Coach: R.O. Courtright
Record: 1-10

Date	Opponent	Site	Score
1/6	Pittsburg YMCA	Pittsburg	L, 28-32
1/13	at Missouri State	Springfield, Mo.	Lost
1/14	at Missouri State	Springfield, Mo.	Lost
1/15	at Drury	Springfield, Mo.	Lost
2/2	Kansas Mines	Pittsburg	W, 32-26
2/15	at Kansas Mines	Weir, Kan.	L, 30-37
2/7	at Southwestern	Winfield, Kan.	L, 27-44
2/21	at Central Oklahoma	Edmond, Okla.	L, 30-68
2/22	at Central Oklahoma	Edmond, Okla.	L, 30-39
2/23	at Chilloco Indians	Oklahoma City	L, 27-55
3/3	at Baker	Baldwin City, Kan.	Lost

1916-17

Head Coach: R.O. Courtright
Record: 8-10

Date	Opponent	Site	Score
1/9	Pittsburg YMCA	Pittsburg	W, 29-25
1/12	Missouri State	Pittsburg	L, 26-42
1/13	Missouri State	Pittsburg	L, 21-44
1/23	Fort Hays State	Pittsburg	L, 26-47
1/24	Fort Hays State	Pittsburg	L, 28-43
2/2	Emporia State	Pittsburg	L, 24-48
2/6	at Pittsburg YMCA	Pittsburg	W, 59-39
2/9	at Central Missouri	Warrensburg, Mo.	L, 29-53
2/10	at Central Missouri	Warrensburg, Mo.	L, 30-53
2/16	Central Oklahoma	Pittsburg	W, 55-24
2/17	Central Oklahoma	Pittsburg	W, 42-33
2/22	at Ottawa	Ottawa, Kan.	W, 40-30
2/23	at Baker	Baldwin City, Kan.	W, 36-17
2/24	at St. Marys	St. Marys, Kan.	W, 36-33
2/26	at Haskell Indian Nations	Lawrence, Kan.	L, 28-31
2/28	Baker	Pittsburg	W, 48-31
3/7	Central Missouri	Pittsburg	L, 40-51
3/8	Central Missouri	Pittsburg	L, 26-30

1917-18

Head Coach: R.O. Courtright
Record: 3-14

Date	Opponent	Site	Score
1/4	Army Battery C&D	Pittsburg	L, 21-27
1/5	Army Battery C&D	Pittsburg	W, 47-24
1/8	at Central Missouri	Warrensburg, Mo.	L, 12-28
1/9	at Central Missouri	Warrensburg, Mo.	L, 14-47
1/10	at Rockhurst	Kansas City, Mo.	W, 31-28
1/25	at Missouri State	Springfield, Mo.	L, 9-50
1/26	at Missouri State	Springfield, Mo.	L, 26-50
2/15	Baker	Pittsburg	L, 31-45
2/16	Baker	Pittsburg	L, 12-51
2/19	Benedictine	Pittsburg	L, 20-29
2/20	Benedictine	Pittsburg	W, 26-21
2/27	at Ottawa	Ottawa, Kan.	L, 24-78
2/28	at Ottawa	Ottawa, Kan.	L, 20-50
3/1	at Baker	Baldwin City, Kan.	L, 16-46
3/2	at St. Marys	St. Marys, Kan.	L, 21-42
3/11	Central Missouri	Pittsburg	L, 28-46
3/12	Central Missouri	Pittsburg	L, 19-36

1918-19

Head Coach: R.O. Courtright
Record: 9-6

Date	Opponent	Site	Score
1/13	at Ottawa	Ottawa, Kan.	L, 17-48
1/14	at Baker	Baldwin City, Kan.	L, 16-44
1/15	at Haskell Indian Nations	Lawrence, Kan.	L, 22-37
1/22	All-Service	Pittsburg	W, 46-19
1/31	Erie HS	Pittsburg	W, 53-11
2/4	Mulberry HS	Pittsburg	L, 19-23
2/7	at Missouri State	Springfield, Mo.	W, 56-27
2/8	at Missouri State	Springfield, Mo.	W, 66-30
2/13	Benedictine	Pittsburg	W, 36-22
2/14	Benedictine	Pittsburg	W, 24-19
2/21	Missouri State	Pittsburg	W, 65-44
2/22	Missouri State	Pittsburg	W, 59-33
3/7	at Central Missouri	Warrensburg, Mo.	L, 30-41
3/8	at Central Missouri	Warrensburg, Mo.	L, 29-51
3/12	Haskell Indian Nations	Pittsburg	W, 47-30



Garfield Weede 1920-22 (3 Yrs) 31 wins, 32 losses (.492)

Conference Titles (0)

1919-20

Head Coach: Garfield Weede
Record: 2-12

Date	Opponent	Site	Score
1/9	at Missouri State	Springfield, Mo.	L, 24-46
1/10	at Missouri State	Springfield, Mo.	L, 22-28
1/15	Missouri State	Pittsburg	W, 30-28
1/16	Missouri State	Pittsburg	L, 30-31
1/20	at Baker	Baldwin City, Kan.	L, 17-23
1/21	at Ottawa	Ottawa, Kan.	L, 29-42
1/23	at Emporia State	Emporia, Kan.	L, 18-20
1/24	College of Emporia	Emporia, Kan.	W, 34-28
2/17	at St. Marys	St. Marys, Kan.	L, 23-29
2/18	at St. Marys	St. Marys, Kan.	L, 21-32
2/19	at Washburn	Topeka, Kan.	L, 21-48
2/20	at Washburn	Topeka, Kan.	L, 31-37
2/26	Haskell Indian Nations	Pittsburg	L, 17-37
2/27	Haskell Indian Nations	Pittsburg	L, 14-22

1920-21

Head Coach: Garfield Weede
Record: 20-8, 8-8 KIAC

Date	Opponent	Site	Score
12/17	at Mulberry Town Team	Mulberry, Kan.	W, 21-15
12/20	at St. Joseph-Hillyards	St. Joseph, Mo.	W, 33-23
12/21	at Atchison Am. Legion	Atchison, Kan.	W, 34-14
1/4	at Missouri State	Springfield, Mo.	W, 46-24
1/5	at Missouri State	Springfield, Mo.	W, 31-18
1/6	at Drury	Springfield, Mo.	W, 35-21
1/9	Mulberry Town Team	Pittsburg	W, 28-13
1/10	Mulberry Town Team	Pittsburg	W, 47-9
1/13	Drury	Pittsburg	W, 40-18
1/17	at Wichita State *	Wichita, Kan.	L, 26-33
1/18	at Southwestern *	Winfield, Kan.	L, 28-45
1/19	at Friends	Wichita, Kan.	W, 45-18
1/24	Southwestern *	Pittsburg	W, 32-31
1/25	Southwestern *	Pittsburg	L, 8-36
1/31	at Ottawa *	Ottawa, Kan.	L, 33-41
2/1	at Baker *	Baldwin City, Kan.	L, 33-26
2/2	at College of Emporia *	Emporia, Kan.	L, 32-39
2/3	at Emporia State *	Emporia, Kan.	L, 25-31
2/14	Baker *	Pittsburg	W, 46-21
2/15	Baker *	Pittsburg	W, 44-16
2/23	Haskell Indian Nations	Pittsburg	W, 42-27
2/24	Haskell Indian Nations	Pittsburg	W, 26-10
3/1	at Washburn *	Topeka, Kan.	L, 27-31
3/2	at St. Marys *	St. Marys, Kan.	W, 29-17
3/3	at St. Marys *	St. Marys, Kan.	W, 38-10
3/5	at Benedictine *	Atchison, Kan.	W, 31-15
3/7	Washburn *	Pittsburg	W, 24-19
3/8	Washburn *	Pittsburg	W, 27-17

* Kansas Intercollegiate

1921-22

Head Coach: Garfield Weede
Record: 9-12, 5-12 KIAC

Date	Opponent	Site	Score
1/2	at Carthage YMCA	Carthage, Mo.	W, 36-27
1/10	at Southwestern *	Winfield, Kan.	L, 21-42
1/11	at Sterling	Sterling, Kan.	W, 38-32
1/12	at McPherson *	McPherson, Kan.	L, 15-27
1/13	at Bethany *	Lindsborg, Kan.	L, 12-24
1/23	at Emporia State *	Emporia, Kan.	L, 25-37
1/24	at College of Emporia *	Emporia, Kan.	L, 20-34
1/25	at Haskell Indian Nations	Lawrence, Kan.	W, 21-11
1/26	at Ottawa *	Ottawa, Kan.	L, 26-28
2/3	Ottawa *	Pittsburg	L, 36-41
2/4	Ottawa *	Pittsburg	W, 39-31
2/9	Haskell Indian Nations	Pittsburg	W, 32-18
2/11	Haskell Indian Nations	Pittsburg	W, 41-18
2/14	at Washburn *	Topeka, Kan.	L, 17-38
2/15	at St. Marys *	St. Marys, Kan.	W, 27-19
2/16	at St. Marys *	St. Marys, Kan.	W, 41-23
2/17	at Baker *	Baldwin City, Kan.	W, 33-21
2/22	Wichita State *	Pittsburg	L, 23-28
2/23	Wichita State *	Pittsburg	L, 22-35
3/2	College of Emporia *	Pittsburg	L, 26-31
3/3	College of Emporia *	Pittsburg	L, 20-22

* Kansas Intercollegiate



ALL-TIME SCORES



John Lance

1923-34, '36-63 (40 Yrs)
582 wins, 323 losses (.643)

Conference Titles (15)
National Tournament Appearances (8)

1922-23

Head Coach: John Lance
Record: 15-9

Date	Opponent	Site	Score
1/8	Southwestern *	Pittsburg	L, 13-25
1/9	Southwestern *	Pittsburg	L, 17-27
1/16	Southwestern Oklahoma	Pittsburg	W, 20-15
1/17	Southwestern Oklahoma	Pittsburg	L, 16-40
1/19	at St. John's, Kan.	Winfield, Kan.	W, 23-21
1/20	at Southwestern *	Winfield, Kan.	W, 38-26
1/26	at Benedictine	Atchison, Kan.	W, 36-17
1/27	at Washburn *	Topeka, Kan.	W, 23-21
1/29	at Emporia State *	Emporia, Kan.	W, 33-26
1/30	at College of Emporia *	Emporia, Kan.	L, 22-27
2/5	Baker *	Pittsburg	W, 27-21
2/6	Baker *	Pittsburg	W, 20-18
2/9	Haskell Indian Nations	Pittsburg	W, 29-16
2/10	Haskell Indian Nations	Pittsburg	L, 15-19
2/16	at Haskell Indian Nations	Lawrence, Kan.	L, 24-25
2/17	at Baker *	Baldwin City, Kan.	W, 29-9
2/18	at Ottawa *	Ottawa, Kan.	W, 34-17
2/19	at St. Marys *	St. Marys, Kan.	W, 31-18
2/20	at St. Marys *	St. Marys, Kan.	W, 32-19
2/22	Ottawa *	Pittsburg	W, 17-14
2/26	Emporia State *	Pittsburg	L, 17-48
2/27	Emporia State *	Pittsburg	L, 25-30

AAU NATIONAL TOURNAMENT

3/13	vs. Los Angeles Ath. Club	Kansas City, Mo.	W, 32-28
3/14	vs. Two Harbors, Minn.	Kansas City, Mo.	L, 27-34

* Kansas Intercollegiate

1923-24

Head Coach: John Lance
Record: 10-10, 7-8 KIAC

Date	Opponent	Site	Score
1/11	Ottawa *	Pittsburg	W, 25-21
1/12	Ottawa *	Pittsburg, Kan.	L, 11-26
1/22	at K.C. Athletic Club	Kansas City, Mo.	L, 13-21
1/28	College of Emporia *	Pittsburg	L, 23-31
1/29	College of Emporia *	Pittsburg	L, 23-33
2/5	at Bethel *	N. Newton, Kan.	L, 25-35
2/6	at McPherson *	McPherson, Kan.	L, 24-25
2/7	at Kansas Wesleyan *	Salina, Kan.	W, 24-14
2/8	at Fort Hays State *	Hays, Kan.	W, 21-14
2/9	at Fort Hays State *	Hays, Kan.	W, 33-29
2/11	at St. Marys *	St. Marys, Kan.	W, 21-14
2/12	at St. Marys *	St. Marys, Kan.	L, 14-16
2/13	at St. Joseph-Hillyards	St. Joseph, Mo.	L, 8-61
2/14	at Benedictine	Atchison, Kan.	W, 53-12
2/22	at Ottawa *	Ottawa, Kan.	L, 20-24
2/23	at Emporia State *	Emporia, Kan.	L, 26-30
2/26	Haskell Indian Nations	Pittsburg	W, 24-21
2/27	Haskell Indian Nations	Pittsburg	W, 34-22
3/4	St. Marys *	Pittsburg	W, 37-28
3/5	St. Marys *	Pittsburg	W, 36-15

* Kansas Intercollegiate

1924-25

Head Coach: John Lance
Record: 14-2, 13-2 KIAC
KIAC Co-Champions

Date	Opponent	Site	Score
1/7	St. John's, Kan.	Pittsburg	W, 32-25
1/9	at St. Marys *	St. Marys, Kan.	W, 35-16
1/10	at St. Marys *	St. Marys, Kan.	W, 47-20
1/16	Ottawa *	Pittsburg	W, 26-16
1/17	Ottawa *	Pittsburg	W, 25-20
1/27	at Ottawa *	Ottawa, Kan.	W, 28-20
1/28	at Baker *	Baldwin City, Kan.	W, 37-18
2/2	McPherson *	Pittsburg	W, 42-16
2/3	McPherson *	Pittsburg	W, 51-24
2/12	Bethel *	Pittsburg	L, 22-45
2/13	Wichita State *	Pittsburg	L, 23-27
2/14	Wichita State *	Pittsburg	W, 23-19
2/23	at Emporia State *	Emporia, Kan.	W, 26-24
2/25	at College of Emporia *	Emporia, Kan.	W, 21-18
3/6	Friends *	Pittsburg	W, 28-24
3/7	Friends *	Pittsburg	W, 35-27

* Kansas Intercollegiate

1925-26

Head Coach: John Lance
Record: 19-4, 9-0 KIAC
KIAC Co-Champions
AAU National Tournament Qualifier

Date	Opponent	Site	Score
1/4	at Tulsa	Tulsa, Okla.	L, 27-31
1/5	at Oklahoma State	Stillwater, Okla.	L, 29-36
1/11	at St. John's	Winfield, Kan.	W, 35-22
1/12	at Southwestern *	Winfield, Kan.	W, 33-23
1/18	Ottawa *	Pittsburg	W, 31-11
1/23	Benedictine	Pittsburg	W, 65-24
1/27	Southwestern *	Pittsburg	W, 38-30
1/30	Emporia State *	Pittsburg	W, 35-30
2/3	Wichita State *	Pittsburg	W, 35-29
2/4	Wichita State *	Pittsburg	W, 35-27
2/8	College of Emporia *	Pittsburg	W, 48-21
2/9	College of Emporia *	Pittsburg	W, 28-22
2/13	at K.C. Athletic Club	Kansas City, Mo.	L, 24-27
2/15	at Benedictine	Atchison, Kan.	W, 29-10
2/16	at Ottawa *	Ottawa, Kan.	W, 19-17
2/22	Central Missouri	Pittsburg	W, 56-17
2/23	Central Missouri	Pittsburg	W, 48-12
2/25	Northwest Missouri	Pittsburg	W, 59-20
3/7	at Central Missouri	Warrensburg, Mo.	W, 57-28
3/8	at Central Missouri	Warrensburg, Mo.	W, 44-21

AAU NATIONAL TOURNAMENT

3/16	vs. Wichita State	Kansas City, Mo.	W, 37-34
3/17	vs. Washburn	Kansas City, Mo.	W, 29-21
3/18	vs. Emporia State	Kansas City, Mo.	L, 27-33

* Kansas Intercollegiate

1926-27

Head Coach: John Lance
Record: 16-2, 11-1 KIAC
KIAC Champions

Date	Opponent	Site	Score
1/3	Bethel *	Pittsburg	W, 33-19
1/5	at St. John's	Winfield, Kan.	W, 24-17
1/6	at Southwestern *	Winfield, Kan.	W, 25-16
1/9	at Oklahoma State	Stillwater, Okla.	W, 28-25
1/11	at Oklahoma State	Stillwater, Okla.	W, 33-30
1/15	Ottawa *	Pittsburg	W, 37-16
1/24	at Missouri State	Springfield, Mo.	W, 35-23
1/27	Bethany *	Pittsburg	W, 35-24
1/28	Bethany *	Pittsburg	W, 21-19
2/1	Wichita State *	Pittsburg	W, 37-24
2/7	at Wichita State *	Wichita, Kan.	L, 25-27
2/8	at Bethel *	North Newton, Kan.	W, 30-25
2/14	at Ottawa *	Ottawa, Kan.	W, 34-22
2/15	at Benedictine	Atchison, Kan.	W, 22-20
2/18	Fort Hays State *	Pittsburg	W, 28-20
2/19	Fort Hays State *	Pittsburg	W, 29-24
2/21	Missouri State	Pittsburg	L, 35-38
2/28	at College of Emporia *	Emporia, Kan.	W, 34-31

* Kansas Intercollegiate

1927-28

Head Coach: John Lance
Record: 16-5, 9-3 CIC
CIC Co-Champions
AAU National Tournament Qualifier

Date	Opponent	Site	Score
12/21	Northeastern State	Pittsburg	W, 50-17
12/22	Northeastern State	Pittsburg	W, 50-25
1/10	at Missouri State	Springfield, Mo.	L, 40-50
1/12	Washburn *	Pittsburg	W, 48-18
1/14	K.C. Athletic Club	Pittsburg	W, 45-14
1/18	Wichita State *	Pittsburg	L, 27-31
1/23	Missouri State	Pittsburg	W, 41-22
1/28	Southwestern *	Pittsburg	W, 39-23
1/30	at Emporia State *	Emporia, Kan.	L, 37-43
1/31	at College of Emporia *	Emporia, Kan.	W, 43-19
2/3	Fort Hays State *	Pittsburg	W, 49-17
2/10	at Wichita State *	Wichita, Kan.	W, 42-40
2/11	at Southwestern *	Winfield, Kan.	W, 33-23
2/17	at Washburn *	Topeka, Kan.	W, 43-26
2/18	at Fort Hays State *	Hays, Kan.	L, 21-22
2/22	Emporia State *	Pittsburg	W, 38-26
2/27	College of Emporia *	Pittsburg	W, 50-10

AAU NATIONAL TOURNAMENT

3/12	vs. Ameth DeMolay	Kansas City, Mo.	W, 50-21
3/13	vs. New Orleans Gymnasts	Kansas City, Mo.	W, 45-18
3/14	vs. Kansas City Life	Kansas City, Mo.	W, 37-36
3/15	vs. Sterling Milk	Kansas City, Mo.	L, 25-26

* Central Intercollegiate

1928-29

Head Coach: John Lance
Record: 13-10, 5-7 CIC

Date	Opponent	Site	Score
12/13	Ozark Wesleyan, Mo.	Pittsburg	W, 73-15
12/19	Northeastern State	Pittsburg	W, 52-21
12/20	Northeastern State	Pittsburg	W, 59-15
1/2	Drury	Pittsburg	W, 31-20
1/5	at Labette CC	Parsons, Kan.	W, 31-15
1/11	at Missouri State	Springfield, Mo.	L, 30-46
1/17	Southwestern *	Pittsburg	W, 38-35
1/19	Carey Salt	Pittsburg	W, 40-29
1/21	at Fort Hays State *	Hays, Kan.	L, 24-26
1/22	at Washburn *	Topeka, Kan.	L, 28-34
1/29	Wichita State *	Pittsburg	W, 32-26
1/31	Emporia State *	Pittsburg	L, 26-41
2/4	at Southwestern *	Winfield, Kan.	L, 30-34
2/5	at Wichita State *	Wichita, Kan.	L, 27-38
2/6	at Carey Salt	Hutchison, Kan.	W, 30-24
2/14	at College of Emporia *	Emporia, Kan.	W, 23-21
2/15	at Emporia State *	Emporia, Kan.	W, 26-24
2/19	Washburn *	Pittsburg	L, 19-28
2/23	Fort Hays State *	Pittsburg	L, 24-26
3/2	Missouri State	Pittsburg	L, 25-27
3/5	College of Emporia *	Pittsburg	W, 46-14
3/6	vs. Bethany	Winfield, Kan.	W, 33-28
3/7	vs. Wichita State	Winfield, Kan.	L, 25-27

* Central Intercollegiate

1929-30

Head Coach: John Lance
Record: 20-0, 12-0 CIC
CIC Champions

Date	Opponent	Site	Score
12/14	at Labette CC	Parsons, Kan.	W, 50-12
12/18	Oklahoma City	Pittsburg	W, 45-11
12/19	Oklahoma City	Pittsburg	W, 29-10
1/6	Arkansas	Pittsburg	W, 36-23
1/7	Arkansas	Pittsburg	W, 51-20
1/14	Washburn *	Pittsburg	W, 46-28
1/18	Fort Hays State *	Pittsburg	W, 23-16
1/21	College of Emporia *	Pittsburg	W, 37-9
1/23	Missouri State	Pittsburg	W, 34-23
1/27	at Southwestern *	Winfield, Kan.	W, 29-24
1/28	at Wichita State *	Wichita, Kan.	W, 55-46
1/29	at Carey Salt	Hutchison, Kan.	W, 44-29
2/3	at Fort Hays State *	Hays, Kan.	W, 33-17
2/4	at Washburn *	Topeka, Kan.	W, 50-21
2/8	Southwestern *	Pittsburg	W, 26-25
2/14	Wichita State *	Pittsburg	W, 44-36
2/18	Emporia State *	Pittsburg	W, 30-24
2/22	Drury	Pittsburg	W, 47-22
2/27	at College of Emporia *	Emporia, Kan.	W, 34-19
2/28	at Emporia State *	Emporia, Kan.	W, 45-27

* Central Intercollegiate

1930-31

Head Coach: John Lance
Record: 21-0, 12-0 CIC
CIC Champions

Date	Opponent	Site	Score
12/13	Southeastern Oklahoma	Pittsburg	W, 47-25
12/17	at Northeastern State	Tahlequah, Okla.	W, 53-30
12/18	at Arkansas	Fayetteville, Ark.	W, 40-31
12/19	at Arkansas	Fayetteville, Ark.	W, 28-26
12/31	at Northwest Missouri	Maryville, Mo.	W, 40-33
1/3	Northeastern State	Pittsburg	W, 59-22
1/8	at Missouri State	Springfield, Mo.	W, 56-25
1/14	at Fort Hays State *	Hays, Kan.	W, 29-21
1/20	at Washburn *	Topeka, Kan.	W, 34-22
1/24	Wichita State *	Pittsburg	W, 22-17
1/28	Emporia State *	Pittsburg	W, 46-18
1/31	Southwestern *	Pittsburg	W, 39-29
2/2	Northwest Missouri	Pittsburg	W, 42-40
2/6	College of Emporia *	Pittsburg	W, 49-27
2/9	at College of Emporia *	Emporia, Kan.	W, 41-20
2/10	at Emporia State *	Emporia, Kan.	W, 43-18
2/14	Fort Hays State *	Pittsburg	W, 38-23
2/16	Missouri State	Pittsburg	W, 63-25
2/19	Washburn *	Pittsburg	W, 30-16
2/23	at Southwestern *	Winfield, Kan.	W, 24-22
2/24	at Wichita State *	Wichita, Kan.	W, 21-19

* Central Intercollegiate



ALL-TIME SCORES

1931-32

Head Coach: John Lance
Record: 18-4, 11-1 CIC
CIC Champions

Date	Opponent	Site	Score
12/12	Southeastern Oklahoma	Pittsburg	W, 36-34
12/15	Ottawa	Pittsburg	W, 52-20
12/19	Arkansas	Pittsburg	W, 36-20
12/29	at Labette CC	Parsons, Kan.	W, 41-19
1/2	Northeastern State	Pittsburg	W, 41-19
1/5	at Missouri State	Springfield, Mo.	W, 41-24
1/7	Northwest Missouri	Pittsburg	L, 18-20
1/10	at Emporia State*	Emporia, Kan.	W, 31-27
1/11	at College of Emporia*	Emporia, Kan.	W, 32-22
1/16	Fort Hays State*	Pittsburg	W, 33-17
1/18	at Arkansas	Fayetteville, Ark.	L, 21-32
1/23	Washburn*	Pittsburg	W, 47-27
1/26	Missouri State	Pittsburg	W, 25-17
1/30	at Wichita State*	Wichita, Kan.	L, 36-38
2/1	at Southwestern*	Winfield, Kan.	W, 28-17
2/6	Emporia State*	Pittsburg	W, 37-20
2/9	at Northwest Missouri	Maryville, Mo.	L, 9-26
2/13	Southwestern*	Pittsburg	W, 46-23
2/15	Wichita State*	Pittsburg	W, 34-28
2/20	College of Emporia*	Pittsburg	W, 49-17
2/25	at Washburn*	Topeka, Kan.	W, 36-24
2/27	at Fort Hays State*	Hays, Kan.	W, 21-14

* Central Intercollegiate

1932-33

Head Coach: John Lance
Record: 16-3, 10-2 CIC
CIC Co-Champions

Date	Opponent	Site	Score
12/13	Ottawa	Pittsburg	W, 44-29
12/17	Northeastern State	Pittsburg	W, 49-18
12/21	Southeastern Oklahoma	Pittsburg	W, 37-32
1/5	at College of Emporia*	Emporia, Kan.	W, 35-30
1/6	at Emporia State*	Emporia, Kan.	W, 38-34
1/11	Wichita State*	Pittsburg	W, 52-22
1/14	Southwestern*	Pittsburg	W, 57-26
1/17	Missouri State	Pittsburg	W, 30-19
1/19	at Northwest Missouri	Maryville, Mo.	W, 22-19
2/2	College of Emporia*	Pittsburg	W, 42-31
2/4	Emporia State*	Pittsburg	W, 61-27
2/6	at Missouri State	Springfield, Mo.	L, 23-31
2/9	at Washburn*	Topeka, Kan.	L, 34-36
2/11	at Fort Hays State*	Hays, Kan.	W, 35-23
2/14	Northwest Missouri	Pittsburg	W, 29-27
2/18	at Wichita State*	Wichita, Kan.	L, 35-38
2/20	at Southwestern*	Winfield, Kan.	W, 26-20
2/25	Fort Hays State*	Pittsburg	W, 33-15
2/28	Washburn*	Pittsburg	W, 43-36

* Central Intercollegiate

1933-34

Head Coach: John Lance
Record: 12-8, 4-4 CIC

Date	Opponent	Site	Score
12/14	Coffeyville CC	Pittsburg	W, 32-24
12/16	Southeastern Oklahoma	Pittsburg	L, 30-46
12/19	Northeastern State	Pittsburg	W, 47-25
12/22	Colorado	Pittsburg	W, 22-15
12/23	Colorado	Pittsburg	L, 21-27
1/6	McPherson	Pittsburg	W, 41-16
1/9	at Northeastern State	Tahlequah, Okla.	W, 37-16
1/13	at Fort Hays State*	Hays, Kan.	W, 24-16
1/16	Missouri State	Pittsburg	L, 6-7
1/20	at Northwest Missouri	Maryville, Mo.	L, 13-20
1/27	at Coffeyville CC	Coffeyville, Kan.	W, 32-27
1/29	at Emporia State*	Emporia, Kan.	L, 17-34
2/1	at Missouri State	Springfield, Mo.	W, 17-16
2/3	Southwestern*	Pittsburg	W, 27-25
2/6	at Washburn*	Topeka, Kan.	W, 23-20
2/12	at Southwestern*	Winfield, Kan.	L, 12-21
2/17	Fort Hays State*	Pittsburg	W, 29-18
2/22	Emporia State*	Pittsburg	L, 26-38
2/24	Northwest Missouri	Pittsburg	W, 35-20
2/27	Washburn*	Pittsburg	L, 22-27

* Central Intercollegiate



Charles H. Morgan
1935 (1 Yr)
11 wins, 7 losses (.611)

Conference Titles (1)

1934-35

Head Coach: Charles H. Morgan †
Record: 11-7, 5-3 CIC
CIC Champions

Date	Opponent	Site	Score
12/12	Southeastern Oklahoma	Pittsburg	W, 59-32
12/15	Washburn	Pittsburg	W, 30-17
12/19	Northeastern State	Pittsburg	L, 31-32
1/1	at Colorado	Boulder, Colo.	W, 23-18
1/2	at Colorado	Boulder, Colo.	W, 29-15
1/4	at Northwest Missouri	Maryville, Mo.	W, 26-23
1/12	Fort Hays State*	Pittsburg	W, 25-21
1/15	at Missouri State	Springfield, Mo.	L, 26-27
1/19	Southwestern*	Pittsburg	W, 28-25
1/21	Northwest Missouri	Pittsburg	W, 21-19
1/28	at Emporia State*	Emporia, Kan.	W, 37-36
2/5	Missouri State	Pittsburg	L, 20-21
2/9	at Wichita State*	Wichita, Kan.	W, 28-19
2/11	at Southwestern*	Winfield, Kan.	W, 27-26
2/15	at Washburn	Topeka, Kan.	L, 19-35
2/19	Wichita State*	Pittsburg	L, 30-36
2/23	at Fort Hays State*	Hays, Kan.	L, 31-36
2/26	Emporia State*	Pittsburg	L, 32-38

* Central Intercollegiate

† Morgan served as interim coach; Lance took leave of absence

1935-36

Head Coach: John Lance
Record: 12-13, 7-9 CIC

Date	Opponent	Site	Score
	Southwestern Oklahoma	Pittsburg	W, 28-23
	Southeastern Oklahoma	Pittsburg	W, 32-23
	Wichita State*	Pittsburg	W, 34-22
	Wichita State*	Pittsburg	W, 40-18
	at Truman	Kirksville, Mo.	W, 53-32
	at Western Illinois	Macomb, Ill.	L, 32-38
	at Simpson, Iowa	Indianola, Iowa	W, 38-36
	at Missouri State	Springfield, Mo.	L, 19-32
	at Southwestern*	Winfield, Kan.	L, 24-30
	at Southwestern*	Winfield, Kan.	L, 15-35
	Emporia State*	Pittsburg	W, 46-30
	Emporia State*	Pittsburg	W, 37-29
	Missouri State	Pittsburg	L, 19-22
	at Fort Hays State*	Hays, Kan.	L, 27-36
	at Fort Hays State*	Hays, Kan.	L, 19-41
	at Wichita State*	Wichita, Kan.	L, 34-35
	at Wichita State*	Wichita, Kan.	L, 40-43
	Northwest Missouri	Pittsburg	W, 39-27
	at Emporia State*	Emporia, Kan.	L, 32-38
	at Emporia State*	Emporia, Kan.	L, 34-36
	Southwestern*	Pittsburg	W, 33-32
	Southwestern*	Pittsburg	L, 24-34
	at Northwest Missouri	Maryville, Mo.	L, 22-32
	Fort Hays State*	Pittsburg	W, 32-28
	Fort Hays State*	Pittsburg	W, 45-30

* Central Intercollegiate

1936-37

Head Coach: John Lance
Record: 17-7, 8-4 CIC
CIC Co-Champions

Date	Opponent	Site	Score
12/4	Southwestern Oklahoma	Pittsburg	W, 44-33
12/5	Southwestern Oklahoma	Pittsburg	W, 33-30
12/12	Washburn	Pittsburg	W, 45-21
12/17	at Emporia State*	Emporia, Kan.	L, 41-39
12/18	at Northwest Missouri	Maryville, Mo.	L, 28-30
1/4	Northwest Missouri	Pittsburg	W, 34-28
1/7	Truman	Pittsburg	W, 49-23
1/9	Washburn	Pittsburg	W, 32-28
1/11	Missouri State	Pittsburg	W, 34-22
1/13	Wichita State*	Pittsburg	W, 39-34
1/18	Mexico City YMCA	Pittsburg	W, 48-24
1/20	at Missouri State	Springfield, Mo.	L, 25-35
1/25	Emporia State*	Pittsburg	W, 38-32
1/26	Emporia State*	Pittsburg	W, 46-32

2/1	Mexico City YMCA	Pittsburg	W, 46-34
2/5	at Fort Hays State*	Hays, Kan.	L, 28-39
2/6	at Fort Hays State*	Hays, Kan.	W, 31-29
2/10	Southwestern*	Pittsburg	W, 33-27
2/11	Southwestern*	Pittsburg	W, 36-29
2/16	at Wichita State*	Wichita, Kan.	L, 22-29
2/17	at Wichita State*	Wichita, Kan.	L, 29-41
2/23	at Southwestern*	Winfield, Kan.	L, 24-35
2/27	Fort Hays State*	Pittsburg	W, 41-29
3/4	vs. Emporia State	Fredonia, Kan.	L, 34-41
	* Central Intercollegiate		

1937-38

Head Coach: John Lance
Record: 8-15, 3-9 CIC

Date	Opponent	Site	Score
12/9	Northeastern State	Pittsburg	W, 45-33
12/11	Southwestern Oklahoma	Pittsburg	W, 52-34
12/14	East Central, Okla.	Pittsburg	W, 45-28
12/16	Concordia, Minn.	Pittsburg	L, 31-38
12/20	at Northwest Missouri	Maryville, Mo.	L, 28-36
12/21	at Truman	Kirksville, Mo.	W, 40-29
1/3	at Missouri State	Springfield, Mo.	L, 23-25
1/7	Northwest Missouri	Pittsburg	L, 20-27
1/13	at Southwestern*	Winfield, Kan.	L, 33-39
1/14	at Southwestern*	Winfield, Kan.	L, 36-51
1/24	Emporia State*	Pittsburg	W, 38-36
1/26	Missouri State	Pittsburg	L, 23-28
2/1	Southwestern*	Pittsburg	L, 33-35
2/4	at McPherson	McPherson, Kan.	L, 53-59
2/5	at Fort Hays State*	Hays, Kan.	L, 38-48
2/9	Wichita State*	Pittsburg	L, 33-36
2/10	Wichita State*	Pittsburg	W, 32-28
2/14	at Wichita State*	Wichita, Kan.	L, 35-41
2/17	Truman	Pittsburg	W, 32-25
2/23	at Emporia State*	Emporia, Kan.	L, 38-43
2/24	at Emporia State*	Emporia, Kan.	L, 45-58
3/4	Fort Hays State*	Pittsburg	W, 51-43
3/5	Fort Hays State*	Pittsburg	L, 45-47

* Central Intercollegiate

1938-39

Head Coach: John Lance
Record: 17-8, 7-3 CIC

Date	Opponent	Site	Score
12/1	at Southwestern Oklahoma	Weatherford, Okla.	W, 46-41
12/2	at East Central, Okla.	Ada, Okla.	W, 46-33
12/10	Central Missouri	Pittsburg	W, 32-27
12/14	at Benedictine*	Atchison, Kan.	W, 41-30
12/15	at Central Missouri	Warrensburg, Mo.	W, 29-26
12/26	vs. East Central, Okla.	Oklahoma City	W, 36-31
12/27	vs. Central Oklahoma	Oklahoma City	W, 40-38
12/28	vs. Central Missouri	Oklahoma City	L, 26-33
12/29	vs. Drury	Oklahoma City	W, 39-30
12/29	vs. Texas Tech	Oklahoma City	W, 45-35
1/2	Northwest Missouri	Pittsburg	L, 35-36
1/5	Oklahoma City	Pittsburg	W, 32-31
1/7	at Missouri State	Springfield, Mo.	L, 28-38
1/11	Benedictine*	Pittsburg	W, 29-19
1/13	Fort Hays State*	Pittsburg	W, 46-31
1/16	at Northwest Missouri	Maryville, Mo.	L, 15-22
1/20	Wichita State*	Pittsburg	W, 36-26
1/31	at Southwestern*	Winfield, Kan.	W, 37-32
2/1	at Oklahoma City	Oklahoma City	L, 29-40
2/10	at Emporia State*	Emporia, Kan.	W, 56-46
2/11	at Fort Hays State*	Hays, Kan.	W, 40-33
2/15	at Wichita State*	Wichita, Kan.	L, 37-39
2/22	Emporia State*	Pittsburg	L, 40-44
2/28	Southwestern*	Pittsburg	L, 29-36
3/2	Missouri State	Pittsburg	W, 46-38

* Central Intercollegiate

1939-40

Head Coach: John Lance
Record: 16-11, 6-4 CIC
CIC Co-Champions

Date	Opponent	Site	Score
12/4	Central Oklahoma	Pittsburg	L, 27-33
12/7	at Independence CC	Independence, Kan.	W, 49-25
12/9	Southwestern Oklahoma	Pittsburg	W, 54-30
12/12	at Oklahoma State	Stillwater, Okla.	L, 27-50
12/15	at Arkansas	Fayetteville, Ark.	W, 62-50
12/16	at Arkansas	Fayetteville, Ark.	L, 42-49



ALL-TIME SCORES

12/18	at Central Missouri	Warrensburg, Mo.	L, 32-39
12/28	vs. Phillips, Okla.	Oklahoma City	W, 42-41
12/28	vs. Arkansas	Oklahoma City	L, 33-44
12/29	vs. Southeastern Oklahoma	Oklahoma City	W, 30-23
12/30	vs. Baylor	Oklahoma City	W, 48-43
1/4	at Southwestern *	Winfield, Kan.	W, 46-36
1/8	at Benedictine *	Atchison, Kan.	W, 51-37
1/13	Fort Hays State *	Pittsburg	L, 31-42
1/20	Benedictine *	Pittsburg	W, 40-35
1/22	at Missouri State	Springfield, Mo.	W, 33-19
2/3	Emporia State *	Pittsburg	W, 61-43
2/7	at Wichita State *	Wichita, Kan.	W, 43-27
2/10	Central Missouri	Pittsburg	W, 42-27
2/16	at Emporia State *	Emporia, Kan.	L, 39-40
2/17	at Fort Hays State *	Hays, Kan.	L, 37-39
2/20	Missouri State	Pittsburg	L, 29-37
2/26	Southwestern *	Pittsburg	W, 37-35
3/3	Wichita State *	Pittsburg	L, 32-34

NAIA NATIONAL TOURNAMENT

3/11	vs. St. Joseph's, Ind.	Kansas City, Mo.	W, 47-26
3/13	vs. Texas A&M-Commerce	Kansas City, Mo.	W, 55-33
3/14	vs. San Diego State	Kansas City, Mo.	L, 30-32

* Central Intercollegiate

1940-41

Head Coach: John Lance

Record: 18-6, 7-1 CIC

CIC Champions

NAIA National Tournament Qualifier

Date	Opponent	Site	Score
12/2	Southwestern Oklahoma	Pittsburg	W, 29-28
12/4	at Independence CC	Independence, Kan.	W, 26-21
12/9	Central Missouri	Pittsburg	W, 40-31
12/11	Central Oklahoma	Pittsburg	W, 39-23
12/14	at Tulsa	Tulsa, Okla.	L, 34-39
12/16	at Central Missouri	Warrensburg, Mo.	W, 31-30
12/26	vs. Texas Christian	Oklahoma City	W, 56-36
12/27	vs. Texas Tech	Oklahoma City	W, 38-36
12/28	vs. Oklahoma State	Oklahoma City	W, 24-20
12/30	vs. Texas	Oklahoma City	W, 39-38
1/4	Arkansas	Pittsburg	W, 45-8
1/6	Benedictine *	Pittsburg	W, 41-0
1/10	at Southwestern *	Winfield, Kan.	L, 35-46
1/15	Tulsa	Pittsburg	L, 29-33
1/27	at Missouri State	Springfield, Mo.	W, 50-33
2/1	at Arkansas	Fayetteville, Ark.	L, 45-71
2/8	Fort Hays State *	Pittsburg	W, 51-43
2/13	at Emporia State *	Emporia, Kan.	W, 41-40
2/15	at Fort Hays State *	Hays, Kan.	W, 57-36
2/19	Missouri State	Pittsburg	W, 51-38
2/24	at Benedictine *	Atchison, Kan.	W, 36-31
3/1	Emporia State *	Pittsburg	W, 50-30
3/5	Southwestern *	Pittsburg	L, 49-32

NAIA NATIONAL TOURNAMENT

3/11	vs. Bemidji State	Kansas City, Mo.	L, 33-35
------	-------------------	------------------	----------

* Central Intercollegiate

1941-42

Head Coach: John Lance

Record: 23-5, 9-1 CIC

CIC Champions

NAIA National Tournament Semifinalist

Date	Opponent	Site	Score
12/3	Northeastern State	Pittsburg	W, 47-20
12/6	Southwestern Oklahoma	Pittsburg	W, 45-30
12/8	at Washburn *	Topeka, Kan.	W, 39-27
12/15	at Independence CC	Independence, Kan.	W, 48-33
12/17	at Central Missouri	Warrensburg, Mo.	W, 48-40
12/18	at Eastern Illinois	Charleston, Ill.	L, 44-45
12/20	at Indiana State	Terre Haute, Ind.	L, 34-49
12/26	vs. New Mexico	Oklahoma City	W, 63-38
12/27	vs. Southern Methodist	Oklahoma City	W, 40-37
12/29	vs. West Texas A&M	Oklahoma City	L, 55-57
12/30	vs. Texas	Oklahoma City	W, 46-41
1/5	Washburn *	Pittsburg	W, 35-25
1/8	at Benedictine *	Atchison, Kan.	W, 37-27
1/12	Southwestern *	Pittsburg	L, 45-57
1/17	Central Missouri	Pittsburg	W, 38-32
1/28	Missouri State	Pittsburg	W, 52-47
1/31	Fort Hays State *	Pittsburg	W, 45-35
2/6	at Southwestern *	Winfield, Kan.	W, 51-42
2/11	at Missouri State	Springfield, Mo.	W, 45-36
2/14	Emporia State *	Pittsburg	W, 56-36

2/21	Benedictine *	Pittsburg	W, 43-32
2/26	at Emporia State *	Emporia, Kan.	W, 44-40
2/28	at Fort Hays State *	Hays, Kan.	W, 48-42

NAIA NATIONAL TOURNAMENT

3/9	vs. Central Arkansas	Kansas City, Mo.	W, 37-34
3/11	vs. Luther, Iowa	Kansas City, Mo.	W, 49-38
3/12	vs. Missouri Valley	Kansas City, Mo.	W, 59-49
3/13	vs. Southeastern Oklahoma	Kansas City, Mo.	L, 36-37
3/14	vs. Central Missouri	Kansas City, Mo.	W, 58-47

* Central Intercollegiate

1942-43

Head Coach: John Lance

Record: 11-7, 7-3 CIC

Date	Opponent	Site	Score
12/7	Camp Crowder	Pittsburg	W, 58-27
12/14	at Arkansas	Fayetteville, Ark.	L, 46-57
12/19	at Camp Crowder	Neosho, Mo.	W, 40-38
12/28	vs. Rice	Oklahoma City	W, 40-39
12/29	vs. Northwest Missouri	Oklahoma City	L, 28-38
1/1	Arkansas	Pittsburg	L, 38-43
1/4	Fort Hays State *	Pittsburg	L, 38-53
1/7	Benedictine *	Pittsburg	W, 51-34
1/14	at Emporia State *	Emporia, Kan.	W, 43-36
1/15	at Southwestern *	Winfield, Kan.	L, 36-48
1/28	at Missouri State	Springfield, Mo.	L, 31-36
2/3	Missouri State	Pittsburg	W, 57-39
2/6	Washburn *	Pittsburg	W, 72-31
2/12	at Benedictine *	Atchison, Kan.	W, 51-32
2/13	at Washburn *	Topeka, Kan.	W, 35-25
2/15	at Fort Hays State *	Hays, Kan.	L, 67-80
2/18	Emporia State *	Pittsburg	W, 62-35
2/22	Southwestern *	Pittsburg	W, 49-33

* Central Intercollegiate

1943-44

Head Coach: John Lance

Record: 5-10

Date	Opponent	Site	Score
12/11	Camp Crowder	Pittsburg	W, 44-39
12/15	at Arkansas	Fayetteville, Ark.	L, 37-42
12/16	at Camp Chaffee	Fort Smith, Ark.	L, 46-57
1/3	at Kansas	Lawrence, Kan.	L, 21-35
1/4	at Olathe Clippers	Olathe, Kan.	L, 38-47
1/14	at Washburn	Topeka, Kan.	L, 25-28
1/19	Central Missouri	Pittsburg	W, 40-35
1/26	Olathe Clippers	Pittsburg	L, 39-53
1/29	Washburn	Pittsburg	W, 46-33
1/31	at Oklahoma State	Stillwater, Okla.	L, 23-34
2/2	at Camp Crowder	Neosho, Mo.	W, 36-27
2/7	Phillips 66 AAU	Pittsburg	L, 38-49
2/9	at Central Missouri	Warrensburg, Mo.	L, 40-41
2/16	Arkansas	Pittsburg	W, 50-41
2/21	vs. Drury	Joplin, Mo.	L, 31-35

1944-45

Head Coach: John Lance

Record: 12-6

Date	Opponent	Site	Score
12/1	Drury	Pittsburg	W, 69-36
12/7	Arkansas	Pittsburg	L, 37-45
12/11	at Independence Air Base	Independence, Kan.	W, 41-30
12/14	Camp Crowder	Pittsburg	W, 56-55
12/18	at Drury	Springfield, Mo.	W, 47-45
12/21	Phillips 66 AAU	Pittsburg	L, 34-65
1/4	at Camp Crowder	Neosho, Mo.	W, 36-24
1/6	Washburn	Pittsburg	W, 58-55
1/8	Phillips, Okla.	Pittsburg	W, 60-42
1/15	Independence Air Base	Pittsburg	W, 44-33
1/22	Fort Leavenworth	Pittsburg	W, 57-35
1/26	at Park, Mo.	Parkville, Mo.	L, 34-54
1/31	at Washburn	Topeka, Kan.	L, 36-56
2/1	at Olathe Clippers	Olathe, Kan.	W, 53-51
2/5	Park, Mo.	Pittsburg	W, 58-41
2/8	at Arkansas	Fayetteville, Ark.	L, 45-76
2/12	at Fort Leavenworth	Leavenworth, Kan.	L, 47-61
2/15	Olathe Clippers	Pittsburg	W, 60-44

1945-46

Head Coach: John Lance

Record: 9-7, 8-2 CIC

Date	Opponent	Site	Score
12/12	Camp Crowder	Pittsburg	W, 36-34
12/18	Missouri State	Pittsburg	L, 31-53
1/3	Southwestern *	Pittsburg	W, 42-34
1/10	Rockhurst	Pittsburg	L, 21-31
1/14	at Benedictine *	Atchison, Kan.	W, 63-28
1/15	at Washburn *	Topeka, Kan.	L, 36-42
1/22	at Missouri State	Springfield, Mo.	L, 36-44
1/25	at Emporia State *	Emporia, Kan.	W, 47-42
1/26	at Fort Hays State *	Hays, Kan.	W, 52-32
1/31	at Rockhurst	Kansas City, Mo.	L, 41-52
2/6	Benedictine *	Pittsburg	W, 86-34
2/11	at Camp Crowder	Neosho, Mo.	L, 37-43
2/16	Washburn *	Pittsburg	W, 43-41
2/19	at Southwestern *	Winfield, Kan.	L, 36-44
2/23	Fort Hays State *	Pittsburg	W, 53-33
2/23	Emporia State *	Pittsburg	W, 64-52

* Central Intercollegiate

1946-47

Head Coach: John Lance

Record: 12-11, 4-6 CIC

Date	Opponent	Site	Score
12/3	at Independence CC	Independence, Kan.	W, 47-27
12/5	Drury	Pittsburg	W, 44-33
12/9	Northeastern State	Pittsburg	W, 62-31
12/11	Northwestern Oklahoma	Pittsburg	L, 42-43
12/16	Southwestern Oklahoma	Pittsburg	W, 62-37
12/18	at Drury	Springfield, Mo.	L, 37-39
12/19	Missouri State	Pittsburg	L, 28-40
1/3	at Northeastern State	Tahlequah, Okla.	W, 51-25
1/4	Arkansas	Pittsburg	W, 53-52
1/6	at Rockhurst	Kansas City, Mo.	W, 52-39
1/9	at Missouri State	Springfield, Mo.	L, 31-40
1/13	at Benedictine *	Atchison, Kan.	W, 44-42
1/14	at Washburn *	Topeka, Kan.	L, 42-43
1/16	Mexico University	Pittsburg	W, 66-50
1/25	Washburn *	Pittsburg	W, 46-45
1/31	at Emporia State *	Emporia, Kan.	L, 28-38
2/1	at Fort Hays State *	Hays, Kan.	L, 54-66
2/5	Benedictine *	Pittsburg	W, 56-40
2/11	at Southwestern *	Winfield, Kan.	W, 47-44
2/13	Rockhurst	Pittsburg	L, 51-55
2/20	Southwestern *	Pittsburg	L, 37-38
2/24	Emporia State *	Pittsburg	L, 48-50
3/1	Fort Hays State *	Pittsburg	L, 58-63

* Central Intercollegiate

1947-48

Head Coach: John Lance

Record: 9-12, 3-7 CIC

Date	Opponent	Site	Score
12/1	at Independence CC	Independence, Kan.	W, 40-38
12/3	at Arkansas	Fayetteville, Ark.	L, 42-75
12/6	at Drury	Springfield, Mo.	W, 49-38
12/9	Northeastern State	Pittsburg	W, 43-34
12/13	Missouri State	Pittsburg	L, 40-56
12/15	East Central, Okla.	Pittsburg	L, 47-52
12/17	at Northeastern State	Tahlequah, Okla.	W, 46-41
1/3	at East Central, Okla.	Ada, Okla.	L, 36-54
1/5	at Arkansas State	Jonesboro, Ark.	W, 43-40
1/6	at Missouri State	Springfield, Mo.	L, 38-43
1/9	at Washburn *	Topeka, Kan.	L, 44-48
1/13	Benedictine *	Pittsburg	L, 51-60
1/17	at Southwestern *	Winfield, Kan.	W, 38-36
1/24	Drury	Pittsburg	W, 50-38
1/29	at Emporia State *	Emporia, Kan.	L, 31-58
1/30	at Fort Hays State *	Hays, Kan.	L, 44-52
2/5	Washburn *	Pittsburg	W, 45-39
2/9	at Benedictine *	Atchison, Kan.	L, 37-54
2/19	Southwestern *	Pittsburg	W, 62-48
2/23	Emporia State *	Pittsburg	L, 49-63
2/28	Fort Hays State *	Pittsburg	L, 51-53

* Central Intercollegiate

ALL-TIME SCORES

1948-49

Head Coach: John Lance
Record: 13-10, 5-7 CIC

Date	Opponent	Site	Score
12/4	Southwestern Oklahoma	Pittsburg	W, 64-29
12/8	Drury	Pittsburg	W, 62-40
12/11	Northeastern State	Pittsburg	W, 47-27
12/15	at Drury	Springfield, Mo.	W, 60-56
12/16	at Arkansas	Fayetteville, Ark.	L, 53-79
12/17	at Northeastern State	Tahlequah, Okla.	W, 47-40
1/3	Ottawa	Pittsburg	W, 76-67
1/5	Arkansas State	Pittsburg	W, 55-49
1/8	Southwestern *	Pittsburg	L, 46-50
1/12	Missouri State	Pittsburg	L, 27-32
1/14	at Benedictine *	Atchison, Kan.	L, 40-62
1/15	at Washburn *	Topeka, Kan.	L, 48-60
1/20	at Rockhurst *	Kansas City, Mo.	W, 72-37
1/22	at Ottawa	Ottawa, Kan.	W, 56-47
1/27	Emporia State *	Pittsburg	L, 55-62
1/31	Rockhurst *	Pittsburg	W, 59-47
2/5	Washburn *	Pittsburg	W, 59-46
2/10	at Missouri State	Springfield, Mo.	L, 41-43
2/12	Fort Hays State *	Pittsburg	L, 55-56
2/14	Benedictine *	Pittsburg	W, 64-60
2/18	at Southwestern *	Winfield, Kan.	W, 50-48
2/25	at Emporia State *	Emporia, Kan.	L, 55-60
2/26	at Fort Hays State *	Hays, Kan.	L, 51-56

* Central Intercollegiate

1949-50

Head Coach: John Lance
Record: 17-11, 6-6 CIC

CIC Co-Champions

Date	Opponent	Site	Score
12/1	at Arkansas	Fayetteville, Ark.	L, 41-59
12/2	at Drury	Springfield, Mo.	W, 56-39
12/3	Northeastern State	Pittsburg	W, 65-45
12/8	vs. Tarkio, Mo.	Kansas City, Mo.	W, 105-22
12/9	vs. William Jewell	Kansas City, Mo.	W, 46-35
12/10	vs. Northwest Missouri	Kansas City, Mo.	W, 41-36
12/12	Southwestern Oklahoma	Pittsburg	W, 52-31
12/16	at Peru State, Neb.	Peru, Neb.	L, 58-66
12/17	at Northwest Missouri	Maryville, Mo.	W, 49-41
12/27	vs. Northwestern Oklahoma	Enid, Okla.	W, 60-39
12/28	vs. North Texas	Enid, Okla.	W, 63-49
12/29	vs. Tulsa	Enid, Okla.	W, 52-45
1/3	Missouri State	Pittsburg	L, 38-51
1/5	at Southwestern *	Winfield, Kan.	W, 47-42
1/10	Drury	Pittsburg	W, 82-44
1/16	at Oklahoma City	Oklahoma City	L, 47-57
1/20	at Washburn *	Topeka, Kan.	L, 36-52
1/21	at Rockhurst *	Kansas City, Mo.	W, 56-41
1/30	at Missouri State	Springfield, Mo.	L, 29-43
2/2	Rockhurst *	Pittsburg	W, 77-58
2/4	Washburn *	Pittsburg	W, 52-44
2/6	Southwestern *	Pittsburg	L, 37-41
2/9	at Emporia State *	Emporia, Kan.	L, 51-67
2/11	at Fort Hays State *	Hays, Kan.	L, 52-60
2/15	Benedictine *	Pittsburg	W, 57-45
2/22	Emporia State *	Pittsburg	L, 53-59
2/25	Fort Hays State *	Pittsburg	L, 43-56
2/28	at Benedictine *	Atchison, Kan.	W, 47-35

* Central Intercollegiate

1950-51

Head Coach: John Lance
Record: 17-10, 8-4 CIC

Date	Opponent	Site	Score
11/28	East Central, Okla.	Pittsburg	L, 50-53
12/1	Northeastern State	Pittsburg	W, 36-35
12/2	Southwestern Oklahoma	Pittsburg	W, 78-55
12/5	at Missouri State	Springfield, Mo.	L, 69-80
12/7	at Northwest Missouri	Maryville, Mo.	W, 54-51
12/13	Indiana State	Pittsburg	W, 60-56
12/15	Drury	Pittsburg	L, 42-46
12/18	at East Central, Okla.	Ada, Okla.	L, 53-66
12/19	at Central Oklahoma	Edmond, Okla.	L, 59-60
12/27	at Phillips, Okla.	Enid, Okla.	W, 63-55
12/28	vs. Arkansas Tech	Enid, Okla.	L, 54-63
12/29	vs. Washburn	Enid, Okla.	W, 54-52
1/2	at Drury	Springfield, Mo.	W, 54-44
1/6	at Washburn *	Topeka, Kan.	L, 42-56
1/8	Southwestern *	Pittsburg	W, 56-47
1/13	Northwest Missouri	Pittsburg	W, 63-49
1/15	at Rockhurst *	Kansas City, Mo.	W, 68-54

1/16	at Benedictine *	Atchison, Kan.	L, 52-55
1/27	Emporia State *	Pittsburg	L, 56-61
2/1	at Southwestern *	Winfield, Kan.	W, 50-47
2/3	Rockhurst *	Pittsburg	W, 74-55
2/5	Missouri State	Pittsburg	W, 69-65
2/10	Washburn *	Pittsburg	W, 75-64
2/17	Fort Hays State *	Pittsburg	W, 73-49
2/23	at Emporia State *	Emporia, Kan.	W, 63-57
2/24	at Fort Hays State *	Hays, Kan.	L, 70-76
2/28	Benedictine *	Pittsburg	W, 61-53

* Central Intercollegiate

1951-52

Head Coach: John Lance
Record: 10-11, 4-6 CIC

Date	Opponent	Site	Score
11/28	Northeastern State	Pittsburg	L, 48-49
12/1	Southwestern Oklahoma	Pittsburg	W, 53-52
12/6	Peru State, Neb.	Pittsburg	W, 67-50
12/11	at Northeastern State	Tahlequah, Okla.	L, 45-46
12/17	Drury	Pittsburg	W, 58-49
12/19	Central Methodist	Pittsburg	W, 52-46
1/2	Northwest Missouri	Pittsburg	W, 79-61
1/5	Washburn *	Pittsburg	L, 62-69
1/11	at Southwestern *	Winfield, Kan.	W, 55-44
1/15	at Northwest Missouri	Maryville, Mo.	L, 54-64
1/19	at Benedictine *	Atchison, Kan.	L, 41-59
1/26	Southwestern *	Pittsburg	W, 59-56
1/29	at Rockhurst *	Kansas City, Mo.	L, 68-81
1/31	at Arkansas	Fayetteville, Ark.	L, 37-53
2/1	Emporia State *	Pittsburg	W, 63-54
2/9	Rockhurst *	Pittsburg	W, 77-54
2/14	at Emporia State *	Emporia, Kan.	L, 57-67
2/16	at Fort Hays State *	Hays, Kan.	L, 61-98
2/22	at Washburn *	Topeka, Kan.	L, 65-67
2/26	Benedictine *	Pittsburg	W, 68-56
2/29	Fort Hays State *	Pittsburg	L, 64-65

* Central Intercollegiate

1952-53

Head Coach: John Lance
Record: 12-11, 5-5 CIC

Date	Opponent	Site	Score
11/26	Northeastern State	Pittsburg	W, 71-65
11/29	Southwestern Oklahoma	Pittsburg	L, 62-71
12/5	at Northwest Missouri	Maryville, Mo.	W, 69-59
12/6	at Central Methodist	Fayette, Mo.	L, 54-61
12/13	East Central, Okla.	Pittsburg	W, 61-54
12/18	at Drury	Springfield, Mo.	L, 63-65
1/1	vs. Southwestern	Hutchinson, Kan.	W, 69-55
1/2	vs. Washburn	Hutchinson, Kan.	L, 59-80
1/3	vs. Fort Hays State	Hutchinson, Kan.	L, 60-62
1/6	at Washburn *	Topeka, Kan.	L, 61-64
1/10	Southwestern *	Pittsburg	W, 86-56
1/15	Benedictine *	Pittsburg	W, 82-63
1/17	at Rockhurst *	Kansas City, Mo.	W, 75-59
1/23	at Southwestern *	Winfield, Kan.	W, 71-56
1/26	Northwest Missouri	Pittsburg	W, 71-61
1/29	at Arkansas	Fayetteville, Ark.	L, 63-79
1/31	Fort Hays State *	Pittsburg	W, 72-65
2/5	Rockhurst *	Pittsburg	W, 81-69
2/7	Washburn *	Pittsburg	W, 70-69
2/12	at Emporia State *	Emporia, Kan.	L, 60-70
2/14	at Fort Hays State *	Hays, Kan.	L, 76-81
2/20	at Benedictine *	Atchison, Kan.	L, 59-64
2/26	Emporia State *	Pittsburg	L, 69-75

* Central Intercollegiate

1953-54

Head Coach: John Lance
Record: 14-7, 5-5 CIC

Date	Opponent	Site	Score
11/30	Northeastern State	Pittsburg	W, 88-75
12/3	East Central, Okla.	Pittsburg	W, 75-44
12/5	Southwestern Oklahoma	Pittsburg	W, 86-65
12/10	at Missouri Valley	Marshall, Mo.	W, 82-81
12/11	at Northwest Missouri	Maryville, Mo.	W, 72-64
12/17	Emporia State	Hutchinson, Kan.	W, 66-58
12/18	Benedictine	Hutchinson, Kan.	L, 62-64
12/19	Washburn	Hutchinson, Kan.	L, 71-91
1/2	Taylor, Ind.	Pittsburg	W, 89-58
1/6	Northwest Missouri	Pittsburg	W, 80-73
1/8	Washburn *	Pittsburg	W, 76-70

1/12	at Southwestern *	Winfield, Kan.	L, 59-71
1/16	Fort Hays State *	Pittsburg	W, 76-70
1/23	Drury	Pittsburg	W, 80-65
1/26	at Benedictine *	Atchison, Kan.	L, 64-72
1/30	Emporia State *	Pittsburg	W, 74-51
2/6	Southwestern *	Pittsburg	L, 75-78
2/11	at Emporia State *	Emporia, Kan.	W, 56-53
2/13	at Fort Hays State *	Hays, Kan.	L, 73-81
2/18	at Benedictine *	Atchison, Kan.	W, 50-41
2/23	at Washburn *	Topeka, Kan.	L, 65-83

* Central Intercollegiate

1954-55

Head Coach: John Lance
Record: 18-6, 7-3 CIC

Date	Opponent	Site	Score
11/16	vs. Phillips	Caney, Kan.	L, 68-89
11/23	Oklahoma Baptist	Pittsburg	W, 89-79
11/27	Northeastern State	Pittsburg	W, 76-62
12/1	Northwest Missouri	Pittsburg	W, 98-83
12/4	Southwestern Oklahoma	Pittsburg	W, 86-68
12/10	at Central Missouri	Warrensburg, Mo.	L, 62-77
12/11	at Northwest Missouri	Maryville, Mo.	W, 61-56
12/16	at Drury	Springfield, Mo.	W, 88-59
12/17	at Arkansas State	Jonesboro, Ark.	L, 69-84
1/1	Missouri Valley	Pittsburg	W, 90-59
1/4	Drury	Pittsburg	W, 81-58
1/8	Southwestern *	Pittsburg	W, 92-66
1/12	at Benedictine *	Atchison, Kan.	W, 68-57
1/15	Fort Hays State *	Topeka, Kan.	W, 108-62
1/21	at Washburn *	Topeka, Kan.	W, 78-74
1/22	at Nebraska-Omaha	Omaha, Neb.	W, 65-59
1/29	East Central, Okla.	Pittsburg	W, 75-68
2/2	Benedictine *	Pittsburg	W, 79-54
2/5	Washburn *	Pittsburg	W, 88-62
2/11	at Emporia State *	Emporia, Kan.	L, 61-65
2/12	at Fort Hays State *	Hays, Kan.	L, 73-77
2/18	at Southwestern *	Winfield, Kan.	L, 62-68
2/21	Central Missouri	Pittsburg	W, 72-61
2/26	Emporia State *	Pittsburg	W, 70-57

* Central Intercollegiate

1955-56

Head Coach: John Lance
Record: 27-2, 9-1 CIC

CIC Champions

NIAA National Tournament Semifinalist

Date	Opponent	Site	Score
11/21	at Northeastern State	Tahlequah, Okla.	W, 79-56
11/22	at Oklahoma Baptist	Shawnee, Okla.	W, 77-67
11/23	at East Central, Okla.	Ada, Okla.	W, 81-66
12/3	Southwestern Oklahoma	Pittsburg	W, 79-58
12/6	Northeastern State	Pittsburg	W, 93-71
12/9	at William Jewell	Liberty, Mo.	W, 57-47
12/10	at Northwest Missouri	Maryville, Mo.	W, 81-70
12/27	vs. Peru State, Neb.	Ottawa, Kan.	W, 80-54
12/28	at Ottawa	Ottawa, Kan.	W, 67-47
12/29	vs. Missouri State	Ottawa, Kan.	W, 52-51
1/3	Northwest Missouri	Pittsburg	W, 77-64
1/7	at Benedictine *	Atchison, Kan.	W, 59-48
1/10	at Southwestern *	Winfield, Kan.	W, 95-54
1/14	Washburn *	Pittsburg	W, 78-68
1/21	Emporia State *	Pittsburg	W, 88-71
1/30	Benedictine *	Pittsburg	W, 74-63
2/4	Fort Hays State *	Pittsburg	W, 88-49
2/10	at Washburn *	Topeka, Kan.	W, 91-74
2/11	at Nebraska-Omaha	Omaha, Neb.	W, 78-76
2/14	Southwestern *	Pittsburg	W, 81-62
2/23	at Emporia State *	Emporia, Kan.	L, 83-87
2/25	at Fort Hays State *	Hays, Kan.	W, 87-68
3/5	at Bethel	N. Newton, Kan.	W, 75-67
3/6	Bethel	Pittsburg	W, 103-72

NAIA NATIONAL TOURNAMENT

3/13	vs. Elon, N.C.	Kansas City, Mo.	W, 77-55
3/14	vs. Georgia State	Kansas City, Mo.	W, 99-72
3/15	vs. Western Illinois	Kansas City, Mo.	W, 83-76
3/16	vs. McNeese State, La.	Kansas City, Mo.	L, 72-78
3/17	vs. Wheaton, Ill.	Kansas City, Mo.	W, 77-70

* Central Intercollegiate

ALL-TIME SCORES

1956-57

Head Coach: John Lance
Record: 12-12, 5-5 CIC

Date	Opponent	Site	Score
11/29	at Northeastern State	Tahlequah, Okla.	L, 56-62
11/30	at Central Oklahoma	Edmond, Okla.	L, 79-81
12/4	Northwest Missouri	Pittsburg	W, 98-77
12/7	Northeastern State	Pittsburg	L, 62-77
12/8	Southwestern Oklahoma	Pittsburg	L, 82-95
12/13	at Nebraska-Omaha	Omaha, Neb.	L, 71-79
12/14	at Northwest Missouri	Maryville, Mo.	L, 82-90
12/15	Central Oklahoma	Pittsburg	W, 71-67
12/18	North Texas	Pittsburg	W, 71-60
12/20	William Jewell	Pittsburg	L, 82-87
12/27	at Ottawa	Ottawa, Kan.	W, 87-78
12/28	vs. Missouri-Kansas City	Ottawa, Kan.	W, 98-68
12/29	vs. Oklahoma Baptist	Ottawa, Kan.	W, 88-76
1/8	Southwestern*	Pittsburg	W, 84-63
1/15	at Washburn*	Topeka, Kan.	L, 67-91
1/19	Benedictine*	Pittsburg	L, 60-66
1/25	Washburn*	Pittsburg	W, 86-65
1/28	East Central, Okla.	Pittsburg	W, 104-82
2/1	at Emporia State* #	Emporia, Kan.	W, 2-0
2/2	at Fort Hays State*	Hays, Kan.	L, 74-76
2/8	at Southwestern*	Winfield, Kan.	W, 87-69
2/16	Emporia State*	Pittsburg	L, 63-72
2/20	at Benedictine*	Atchison, Kan.	L, 55-63
2/23	Fort Hays State*	Pittsburg	W, 82-78

* Central Intercollegiate
forfeit victory

1957-58

Head Coach: John Lance
Record: 13-13, 4-7 CIC

Date	Opponent	Site	Score
12/4	at Central Missouri	Warrensburg, Mo.	W, 71-64
12/6	Northeastern State	Pittsburg	W, 80-66
12/7	Southwestern Oklahoma	Pittsburg	W, 77-65
12/12	at Northeastern State	Tahlequah, Okla.	W, 71-68
12/13	at East Central, Okla.	Ada, Okla.	L, 63-72
12/14	at North Texas	Denton, Texas	W, 77-62
12/17	vs. Central Oklahoma	Springfield, Mo.	L, 53-58
12/18	vs. Arkansas State	Springfield, Mo.	L, 58-68
12/19	Drury	Pittsburg	L, 53-57
12/26	vs. Southeast Missouri	Ottawa, Kan.	L, 83-84
12/27	vs. Rockhurst	Ottawa, Kan.	L, 67-79
12/29	vs. Emporia State	Ottawa, Kan.	L, 68-78
1/6	Central Missouri	Pittsburg	W, 81-71
1/10	at Southwestern*	Winfield, Kan.	L, 84-90
1/18	Washburn*	Pittsburg	W, 77-65
1/25	at Benedictine*	Atchison, Kan.	L, 54-56
1/27	at Northwest Missouri	Maryville, Mo.	W, 70-61
1/30	Emporia State*	Pittsburg	L, 67-68
2/1	Nebraska-Omaha	Pittsburg	W, 90-71
2/4	at Washburn*	Topeka, Kan.	L, 56-72
2/8	Fort Hays State*	Pittsburg	W, 79-67
2/11	Southwestern*	Pittsburg	W, 85-73
2/15	Northwest Missouri	Pittsburg	W, 94-56
2/21	at Emporia State*	Emporia, Kan.	L, 61-74
2/22	at Fort Hays State*	Hays, Kan.	W, 77-62
2/27	Benedictine*	Pittsburg	L, 59-70

* Central Intercollegiate

1958-59

Head Coach: John Lance
Record: 14-10, 5-5 CIC

Date	Opponent	Site	Score
12/2	Southwestern Oklahoma	Pittsburg	W, 84-65
12/5	at Quincy	Quincy, Ill.	L, 56-67
12/6	vs. Culver-Stockton	Quincy, Ill.	W, 56-53
12/8	at Northwest Missouri	Maryville, Mo.	L, 42-60
12/12	Northeastern State	Pittsburg	W, 79-55
12/13	Central Missouri	Pittsburg	W, 55-40
12/17	at Benedictine Heights	Tulsa, Okla.	W, 81-59
12/18	at Northeastern State	Tahlequah, Okla.	W, 79-49
1/5	at Central Missouri	Warrensburg, Mo.	L, 59-73
1/6	at Drury	Springfield, Mo.	W, 86-57
1/10	at Southwestern*	Winfield, Kan.	L, 73-74
1/13	Benedictine*	Pittsburg	W, 64-61
1/17	Washburn*	Pittsburg	W, 59-54
1/24	at Arkansas State	Jonesboro, Ark.	L, 50-51
1/27	Emporia State*	Pittsburg	L, 63-67
1/31	Arkansas State	Pittsburg	W, 60-50
2/4	Benedictine Heights	Pittsburg	W, 87-65

2/6	at Emporia State*	Emporia, Kan.	L, 68-73
2/7	at Fort Hays State*	Hays, Kan.	L, 51-63
2/12	Southwestern*	Pittsburg	W, 82-66
2/16	Northwest Missouri	Pittsburg	L, 48-53
2/18	at Washburn*	Topeka, Kan.	W, 62-60
2/21	Fort Hays State*	Pittsburg	W, 63-61
2/26	at Benedictine*	Atchison, Kan.	L, 52-56

* Central Intercollegiate

1959-60

Head Coach: John Lance
Record: 21-5, 7-1 CIC
CIC Champions
NAIA National Tournament Qualifier

Date	Opponent	Site	Score
11/24	Southwestern Oklahoma	Pittsburg	W, 82-55
12/1	Northwest Missouri	Pittsburg	W, 79-64
12/10	Drury	Pittsburg	W, 69-54
12/17	at Northeastern State	Tahlequah, Okla.	W, 55-54
12/18	at Benedictine Heights	Tulsa, Okla.	W, 77-70
1/4	at Central Missouri	Warrensburg, Mo.	W, 74-44
1/5	at Northwest Missouri	Maryville, Mo.	L, 55-67
1/9	Washburn*	Pittsburg	W, 54-50
1/13	Benedictine Heights	Pittsburg	W, 62-55
1/16	Fort Hays State*	Pittsburg	W, 67-62
1/19	Central Missouri	Pittsburg	W, 69-65
1/22	at Washburn*	Topeka, Kan.	W, 62-54
1/23	at Nebraska-Omaha*	Omaha, Neb.	W, 71-50
1/30	at Arkansas State	Jonesboro, Ark.	L, 71-81
2/2	at Benedictine	Atchison, Kan.	W, 62-60
2/6	Emporia State*	Pittsburg	W, 61-57
2/9	Arkansas State	Pittsburg	W, 75-51
2/13	Nebraska-Omaha*	Pittsburg	W, 72-62
2/15	Northwest Missouri	Pittsburg	W, 67-57
2/19	at Emporia State*	Emporia, Kan.	L, 44-74
2/20	at Fort Hays State*	Hays, Kan.	W, 78-76
2/25	Benedictine	Pittsburg	W, 75-59
2/29	at Bethany	Lindsborg, Kan.	L, 65-68
3/1	Bethany	Pittsburg	W, 61-39
3/2	Bethany	Pittsburg	W, 62-44

NAIA NATIONAL TOURNAMENT
3/8 vs. Findlay Kansas City, Mo. L, 61-76
* Central Intercollegiate

1960-61

Head Coach: John Lance
Record: 11-15, 4-4 CIC

Date	Opponent	Site	Score
11/22	Southwestern Oklahoma	Pittsburg	W, 99-64
11/29	Northeastern State	Pittsburg	W, 69-66
12/2	Central Oklahoma	Pittsburg	L, 59-71
12/3	at Northwest Missouri	Maryville, Mo.	L, 44-83
12/5	Central Missouri	Pittsburg	L, 71-82
12/8	Arkansas State	Pittsburg	L, 66-74
12/10	Austin College	Pittsburg	W, 76-54
12/12	at Central Missouri	Warrensburg, Mo.	L, 72-81
12/15	at Northeastern State	Tahlequah, Okla.	L, 58-66
12/16	at Central Oklahoma	Edmond, Okla.	L, 66-75
12/28	vs. Westminster, Mo.	Ottawa, Kan.	W, 94-75
12/29	vs. Rockhurst	Ottawa, Kan.	W, 83-71
12/30	vs. Western Illinois	Ottawa, Kan.	L, 80-83
1/7	Fort Hays State*	Pittsburg	W, 66-61
1/13	at Washburn*	Topeka, Kan.	L, 58-75
1/14	at Nebraska-Omaha*	Omaha, Neb.	W, 66-65
1/21	Washburn*	Pittsburg	W, 69-58
1/27	at Drury	Springfield, Mo.	L, 63-79
1/28	at Arkansas State	Jonesboro, Ark.	L, 60-66
2/4	Nebraska-Omaha*	Pittsburg	W, 75-56
2/8	at Benedictine	Atchison, Kan.	L, 70-73
2/11	Emporia State*	Pittsburg	L, 59-65
2/14	Northwest Missouri	Pittsburg	W, 67-65
2/17	at Emporia State*	Emporia, Kan.	L, 68-79
2/18	at Fort Hays State*	Hays, Kan.	L, 74-79
2/23	Benedictine	Pittsburg	W, 76-74

* Central Intercollegiate

1961-62

Head Coach: John Lance
Record: 11-14, 3-5 CIC

Date	Opponent	Site	Score
11/21	Southwestern Oklahoma	Pittsburg	W, 70-54
11/28	Northeastern State	Pittsburg	L, 53-61
12/2	Northwest Missouri	Pittsburg	W, 56-40
12/4	Central Missouri	Pittsburg	L, 65-75
12/8	John Brown	Pittsburg	W, 73-66

12/11	Central Oklahoma	Pittsburg	W, 83-78
12/14	at Northeastern State	Tahlequah, Okla.	W, 57-55
12/15	at Oklahoma Baptist	Shawnee, Okla.	L, 58-62
12/16	at Austin College	Sherman, Texas	W, 78-77
12/20	at Northwest Missouri	Maryville, Mo.	L, 67-88
12/29	vs. College of Idaho	Wichita, Kan.	W, 79-67
12/30	vs. Idaho State	Wichita, Kan.	L, 47-57
1/3	at Central Missouri	Warrensburg, Mo.	L, 66-92
1/6	Washburn*	Pittsburg	L, 53-65
1/12	at Emporia State*	Emporia, Kan.	L, 68-80
1/13	at Fort Hays State*	Hays, Kan.	L, 68-92
1/20	Emporia State*	Pittsburg	W, 84-80
1/27	Fort Hays State*	Pittsburg	L, 71-81
1/29	at Arkansas State	Jonesboro, Ark.	L, 74-91
2/3	Nebraska-Omaha*	Pittsburg	W, 75-59
2/7	Arkansas State	Pittsburg	L, 74-83
2/10	Benedictine	Pittsburg	L, 77-81
2/16	at Washburn*	Topeka, Kan.	W, 74-58
2/17	at Nebraska-Omaha*	Omaha, Neb.	L, 66-67
2/22	at Benedictine	Atchison, Kan.	W, 68-66

* Central Intercollegiate

1962-63

Head Coach: John Lance
Record: 13-10, 5-3 CIC

Date	Opponent	Site	Score
11/20	Southwestern Oklahoma	Pittsburg	W, 77-56
11/27	Northeastern State	Pittsburg	W, 78-72
12/4	Central Oklahoma	Pittsburg	L, 62-76
12/11	Oklahoma Baptist	Pittsburg	W, 81-61
12/13	at Northeastern State	Tahlequah, Okla.	W, 82-79
12/15	at Nebraska-Omaha*	Omaha, Neb.	W, 78-66
12/17	at Northwest Missouri	Maryville, Mo.	L, 63-78
12/28	vs. Rockhurst	Wichita, Kan.	W, 77-70
12/29	vs. Fort Hays State	Wichita, Kan.	L, 70-74
1/9	Arkansas State	Pittsburg	W, 103-84
1/14	Nebraska-Omaha*	Pittsburg	W, 88-78
1/16	Central Missouri	Pittsburg	L, 71-77
1/26	Fort Hays State*	Pittsburg	W, 96-83
1/29	at Emporia State*	Emporia, Kan.	W, 72-70
2/2	at Washburn*	Topeka, Kan.	L, 59-66
2/4	at Arkansas State	Jonesboro, Ark.	L, 59-63
2/7	Benedictine	Pittsburg	W, 82-75
2/9	at Central Missouri	Warrensburg, Mo.	L, 71-83
2/11	Northwest Missouri	Pittsburg	W, 63-53
2/16	at Fort Hays State*	Hays, Kan.	L, 79-95
2/20	Emporia State*	Pittsburg	L, 58-71
2/23	Washburn*	Pittsburg	W, 102-62
2/28	at Benedictine	Atchison, Kan.	L, 64-74

* Central Intercollegiate



Paul Lambert
1964-66 (3 Yrs)
44 wins, 29 losses (.603)

Conference Titles (2)
National Tournament Appearances (1)

1963-64

Head Coach: Paul Lambert
Record: 11-9, 4-4 CIC

Date	Opponent	Site	Score
11/21	Northeastern State	Pittsburg	L, 86-87
12/3	at Northeastern State	Tahlequah, Okla.	W, 79-71
12/7	at Central Missouri	Warrensburg, Mo.	L, 64-73
12/9	Northwest Missouri	Pittsburg	W, 93-70
12/14	Nebraska-Omaha*	Pittsburg	W, 91-73
12/16	at Oklahoma Baptist	Shawnee, Okla.	W, 88-83
12/17	at Central Oklahoma	Edmond, Okla.	L, 71-90
12/27	vs. Gustavus Adolphus	Wayne, Neb.	W, 84-73
12/28	vs. Dakota Wesleyan	Wayne, Neb.	L, 88-90
1/3	Ottawa	Pittsburg	W, 98-50
1/6	Emporia State*	Atchison, Kan.	L, 77-80
1/11	at Benedictine	Atchison, Kan.	W, 92-75
1/13	at Nebraska-Omaha*	Omaha, Neb.	L, 73-79
1/18	at Northwest Missouri	Maryville, Mo.	L, 78-88
1/25	at Fort Hays State*	Hays, Kan.	L, 93-108
2/1	Washburn*	Pittsburg	W, 100-85
2/6	at Emporia State*	Emporia, Kan.	W, 69-66
2/15	Benedictine	Pittsburg	W, 86-63
2/22	Fort Hays State*	Pittsburg	W, 106-83
2/25	at Washburn*	Topeka, Kan.	L, 81-82

* Central Intercollegiate

ALL-TIME SCORES

1964-65

Head Coach: Paul Lambert

Record: 15-10, 6-2 CIC

CIC Champions

Date	Opponent	Site	Score
12/1	at Northeastern State	Tahlequah, Okla.	W, 57-56
12/4	at Rockhurst	Kansas City, Mo.	L, 79-106
12/5	vs. John Brown	Kansas City, Mo.	W, 88-61
12/8	Oklahoma Baptist	Pittsburg	W, 81-70
12/12	at Nebraska-Omaha *	Omaha, Neb.	L, 70-79
12/14	Northwest Missouri	Pittsburg	W, 83-69
12/17	at Missouri State	Springfield, Mo.	L, 68-98
12/21	vs. Truman	Rolla, Mo.	W, 76-64
12/22	vs. Central Missouri	Rolla, Mo.	L, 65-68
12/23	vs. Lincoln	Rolla, Mo.	L, 66-70
1/2	Central Missouri	Pittsburg	W, 70-58
1/4	Fort Hays State *	Pittsburg	W, 74-62
1/9	at Washburn *	Topeka, Kan.	L, 52-64
1/12	at Benedictine	Atchison, Kan.	L, 62-69
1/16	Nebraska-Omaha *	Pittsburg	W, 73-56
1/18	Northeastern State	Pittsburg	L, 70-71
1/30	at Benedictine	Atchison, Kan.	L, 65-82
2/1	at Northwest Missouri	Maryville, Mo.	W, 78-77
2/6	Washburn *	Pittsburg	W, 81-65
2/12	at Emporia State *	Emporia, Kan.	W, 71-65
2/13	at Fort Hays State *	Hays, Kan.	W, 83-79
2/20	Emporia State *	Pittsburg	W, 85-56
2/23	Missouri Valley	Pittsburg	W, 81-60
2/25	Rockhurst	Pittsburg	W, 76-69
2/27	vs. Benedictine #	Kansas City, Kan.	L, 87-92

* Central Intercollegiate

NAIA District 10 Playoffs

1965-66

Head Coach: Paul Lambert

Record: 18-10, 7-1 CIC

CIC Champions

NAIA National Tournament Qualifier

Date	Opponent	Site	Score
12/1	at Northwest Missouri	Maryville, Mo.	L, 79-82
12/4	at Ottawa	Ottawa, Kan.	W, 81-68
12/7	Missouri State	Pittsburg	W, 82-71
12/11	Nebraska-Omaha *	Pittsburg	W, 82-63
12/13	Southwest Baptist	Pittsburg	W, 85-74
12/16	Northwest Missouri	Pittsburg	W, 83-79
12/20	at Hardin-Simmons	Abilene, Texas	L, 70-81
12/21	at Hardin-Simmons	Abilene, Texas	W, 95-91
12/27	vs. Washburn	Emporia, Kan.	W, 96-78
12/28	vs. Rockhurst	Emporia, Kan.	W, 77-71
12/29	vs. Illinois State *	Emporia, Kan.	L, 77-78
1/4	at Fort Hays State *	Hays, Kan.	W, 71-65
1/8	Washburn *	Pittsburg	W, 71-64
1/10	Central Missouri	Pittsburg	L, 80-81
1/15	at Nebraska-Omaha *	Omaha, Neb.	L, 61-67
1/18	Benedictine	Pittsburg	W, 74-62
1/26	at Central Missouri	Warrensburg, Mo.	L, 72-78
1/29	at Washburn *	Topeka, Kan.	W, 94-93
2/1	at Rockhurst	Kansas City, Mo.	L, 87-88
2/5	Emporia State *	Pittsburg	W, 92-74
2/8	Lincoln	Pittsburg	W, 119-94
2/12	Fort Hays State *	Pittsburg	W, 94-82
2/15	at Emporia State *	Emporia, Kan.	W, 82-71
2/19	at Benedictine	Atchison, Kan.	L, 80-81
2/22	Rockhurst	Pittsburg	L, 90-91
3/1	vs. Bethany #	Emporia, Kan.	W, 81-58
3/2	at Emporia State #	Emporia, Kan.	W, 85-84

NAIA NATIONAL TOURNAMENT

3/8 vs. Athens State, Ala.

Kansas City, Mo. L, 79-88

* Central Intercollegiate

NAIA District 10 playoffs



Bob Johnson

1967-80 (14 Yrs)

157 wins, 203 losses (.436)

Conference Titles (2)

National Tournament Appearances (1)

1966-67

Head Coach: Bob Johnson

Record: 6-18, 2-6 CIC

Date	Opponent	Site	Score
12/1	at McMurry, Texas	Abilene, Texas	L, 55-62
12/2	at Hardin-Simmons	Abilene, Texas	L, 62-83
12/6	at Northwest Missouri	Maryville, Mo.	W, 65-59
12/12	Northwest Missouri	Pittsburg	W, 70-60
12/15	Rockhurst	Pittsburg	W, 89-76
12/27	vs. St. John's, Minn.	St. Cloud, Minn.	W, 66-64
12/28	at St. Cloud State	St. Cloud, Minn.	L, 55-88
12/29	vs. Rockhurst	St. Cloud, Minn.	L, 61-78
1/3	Central Missouri	Pittsburg	L, 59-77
1/6	at Washburn *	Topeka, Kan.	L, 72-81
1/7	at Fort Hays State *	Hays, Kan.	L, 66-68
1/14	Nebraska-Omaha *	Pittsburg	L, 51-65
1/16	Benedictine	Pittsburg	L, 64-97
1/25	at Central Missouri	Warrensburg, Mo.	L, 60-65
1/28	at Benedictine	Atchison, Kan.	L, 67-86
1/31	at Missouri State	Springfield, Mo.	L, 64-82
2/4	Washburn *	Pittsburg	L, 52-66
2/7	at Nebraska-Omaha *	Omaha, Neb.	L, 43-45
2/11	at Emporia State *	Emporia, Kan.	L, 60-84
2/13	at Lincoln	Jefferson City, Mo.	L, 83-122
2/18	at Fort Hays State *	Pittsburg	W, 76-68
2/20	at Southwest Baptist	Bolivar, Mo.	L, 61-68
2/21	at Rockhurst	Kansas City, Mo.	L, 67-78
2/25	Emporia State *	Pittsburg	W, 80-76

* Central Intercollegiate

1967-68

Head Coach: Bob Johnson

Record: 7-19, 1-7 CIC

Date	Opponent	Site	Score
12/1	at Northwestern Oklahoma	Alva, Okla.	L, 74-87
12/4	at Northwest Missouri	Maryville, Mo.	L, 48-65
12/6	Northeastern State	Pittsburg	L, 65-69
12/9	Central Missouri	Pittsburg	L, 72-74
12/11	Northwestern Oklahoma	Pittsburg	W, 85-71
12/13	at Missouri S&T	Rolla, Mo.	L, 62-76
12/16	at Rockhurst	Kansas City, Mo.	L, 75-105
12/20	at Central Missouri	Warrensburg, Mo.	L, 79-81
12/29	vs. Nebraska-Kearney	Wayne, Neb.	L, 72-77
12/30	at Wayne State, Neb.	Wayne, Neb.	L, 47-66
1/3	Northwest Missouri	Pittsburg	W, 58-56
1/6	at Nebraska-Omaha *	Omaha, Neb.	L, 70-76
1/10	at John Brown	Siloam Springs, Ark.	W, 74-73
1/13	Fort Hays State *	Pittsburg	W, 67-62
1/15	Benedictine	Pittsburg	L, 59-82
1/25	Missouri S&T	Pittsburg	W, 80-66
1/27	Emporia State *	Pittsburg	L, 75-83
1/29	John Brown	Pittsburg	W, 94-86
2/3	at Washburn *	Topeka, Kan.	L, 65-93
2/5	Rockhurst	Pittsburg	W, 77-65
2/7	Missouri State	Pittsburg	L, 63-79
2/10	Washburn *	Pittsburg	L, 62-69
2/12	Nebraska-Omaha *	Pittsburg	L, 75-89
2/16	at Emporia State *	Emporia, Kan.	L, 67-79
2/17	at Fort Hays State *	Hays, Kan.	L, 63-93
2/24	at Benedictine	Atchison, Kan.	L, 75-97

* Central Intercollegiate

1968-69

Head Coach: Bob Johnson

Record: 13-12, 4-6 RMAC

Date	Opponent	Site	Score
11/30	at Rockhurst	Kansas City, Mo.	L, 74-80
12/4	Northwest Missouri	Pittsburg	W, 86-78
12/7	at Central Missouri	Warrensburg, Mo.	L, 68-86
12/9	at Missouri Southern	Joplin, Mo.	W, 62-56
12/14	Fort Hays State *	Pittsburg	W, 101-76
12/16	Nebraska-Omaha *	Pittsburg	L, 61-65
12/19	Northeastern State	Pittsburg	W, 79-70
12/27	at Ottawa	Ottawa, Kan.	L, 73-85
12/28	vs. William Jewell	Ottawa, Kan.	W, 82-78
1/4	at Emporia State *	Emporia, Kan.	W, 69-61

1/6	at Nebraska-Omaha *	Omaha, Neb.	W, 81-69
1/11	at Washburn	Topeka, Kan.	L, 74-81
1/13	Central Missouri	Pittsburg	W, 72-62
1/23	at Missouri S&T	Rolla, Mo.	W, 78-62
1/27	at Benedictine	Atchison, Kan.	L, 55-62
1/31	at Southern Colorado *	Pueblo, Colo.	L, 70-100
2/1	at Northern Colorado *	Greeley, Colo.	L, 86-97
2/4	Rockhurst	Pittsburg	W, 68-63
2/8	Washburn	Pittsburg	W, 72-62
2/13	Missouri Southern	Pittsburg	W, 61-60
2/15	at Fort Hays State *	Hays, Kan.	L, 72-74
2/22	Northern Colorado *	Pittsburg	L, 78-85
2/24	Southern Colorado *	Pittsburg	L, 59-68
2/27	at Missouri State	Springfield, Mo.	L, 52-87
3/1	Emporia State *	Pittsburg	W, 66-61

* Rocky Mountain Athletic

1969-70

Head Coach: Bob Johnson

Record: 10-13, 5-7 RMAC

Date	Opponent	Site	Score
12/1	Central Missouri	Pittsburg	L, 81-84
12/6	at Northwest Missouri	Maryville, Mo.	L, 62-64
12/8	Missouri S&T	Pittsburg	W, 79-59
12/9	at Northeastern State	Tahlequah, Okla.	L, 66-88
12/13	Fort Hays State *	Pittsburg	L, 80-89
12/15	at Nebraska-Omaha *	Omaha, Neb.	L, 78-98
12/18	Rockhurst	Pittsburg	W, 98-83
12/29	vs. Fort Lewis	Denver, Colo.	W, 95-85
12/30	at Regis	Denver, Colo.	W, 89-76
1/5	at Washburn *	Topeka, Kan.	L, 75-82
1/8	Missouri Southern	Pittsburg	W, 85-79
1/10	Emporia State *	Pittsburg	W, 77-73
1/12	at Central Missouri	Warrensburg, Mo.	L, 83-102
1/24	at Fort Hays State *	Hays, Kan.	W, 102-86
1/30	Northern Colorado *	Pittsburg	L, 73-82
1/31	Southern Colorado *	Pittsburg	W, 81-69
2/4	at Missouri Southern	Joplin, Mo.	L, 60-71
2/7	Washburn *	Pittsburg	L, 83-87
2/9	Benedictine	Pittsburg	L, 68-77
2/14	at Emporia State *	Emporia, Kan.	W, 71-60
2/17	Nebraska-Omaha *	Pittsburg	W, 107-97
2/20	at Southern Colorado *	Pueblo, Colo.	L, 90-94
2/21	at Northern Colorado *	Greeley, Colo.	L, 93-95

* Rocky Mountain Athletic

1970-71

Head Coach: Bob Johnson

Record: 12-11, 6-6 RMAC

Date	Opponent	Site	Score
12/2	at Missouri S&T	Rolla, Mo.	W, 73-63
12/5	at Missouri Southern	Joplin, Mo.	L, 72-77
12/8	at Northeastern State	Tahlequah, Okla.	L, 76-85
12/10	at Arkansas	Fayetteville, Ark.	L, 82-107
12/14	at Sacred Heart	Wichita, Kan.	L, 82-84
12/19	at Nebraska-Omaha *	Omaha, Neb.	W, 90-74
1/4	Northwest Missouri	Pittsburg	W, 67-62
1/8	at Northern Colorado *	Greeley, Colo.	L, 84-90
1/9	at Southern Colorado *	Pueblo, Colo.	L, 73-81
1/12	Benedictine	Pittsburg	W, 76-71
1/16	at Fort Hays State *	Hays, Kan.	L, 67-86
1/19	at Emporia State *	Emporia, Kan.	W, 75-74
1/23	at Rockhurst	Kansas City, Mo.	W, 80-75
1/26	Washburn *	Pittsburg	W, 80-66
1/30	Fort Hays State *	Pittsburg	L, 72-73
2/1	Missouri Southern	Pittsburg	W, 83-77
2/5	Northern Colorado *	Pittsburg	L, 69-70
2/6	Southern Colorado *	Pittsburg	W, 75-66
2/9	Nebraska-Omaha *	Pittsburg	W, 73-59
2/13	at Washburn *	Topeka, Kan.	L, 67-72
2/16	Sacred Heart	Pittsburg	W, 84-79
2/18	at Benedictine	Atchison, Kan.	L, 59-81
2/23	Emporia State *	Pittsburg	W, 102-91

* Rocky Mountain Athletic

ALL-TIME SCORES

1971-72

Head Coach: Bob Johnson
Record: 22-8, 8-4 GPAC
NAIA District 10 Champions
NAIA National Tournament Qualifier

Date	Opponent	Site	Score
12/1	at Northwest Missouri	Maryville, Mo.	W, 71-61
12/4	Missouri Southern	Pittsburg	W, 69-67
12/6	Missouri S&T	Pittsburg	W, 92-85
12/10	at Benedictine	Atchison, Kan.	L, 72-87
12/11	at Nebraska-Omaha *	Omaha, Kan.	L, 91-100
12/14	Sacred Heart	Pittsburg	W, 88-70
12/29	Ottawa	Pittsburg	W, 82-67
12/30	Rockhurst	Pittsburg	W, 104-74
1/7	Northern Colorado *	Pittsburg	W, 96-77
1/8	Southern Colorado *	Pittsburg	W, 71-69
1/11	at Drury	Springfield, Mo.	W, 102-84
1/15	Fort Hays State *	Pittsburg	W, 71-56
1/18	Emporia State *	Pittsburg	L, 63-84
1/19	Central Missouri	Pittsburg	W, 85-72
1/22	at Sacred Heart	Pittsburg, Kan.	W, 74-64
1/25	at Washburn *	Topeka, Kan.	W, 84-66
1/29	at Fort Hays State *	Hays, Kan.	L, 62-78
2/4	at Northern Colorado *	Greeley, Colo.	W, 75-71
2/5	at Southern Colorado *	Pueblo, Colo.	L, 65-81
2/8	Nebraska-Omaha *	Pittsburg	W, 77-51
2/12	Washburn *	Pittsburg	W, 78-63
2/15	at Central Missouri	Warrensburg, Mo.	L, 86-89
2/19	Drury	Pittsburg	W, 83-74
2/22	at Emporia State *	Emporia, Kan.	W, 72-67
2/24	Benedictine	Pittsburg	W, 93-72
3/1	at Missouri Southern	Joplin, Mo.	L, 78-85
3/6	at Benedictine #	Atchison, Kan.	W, 82-75
3/8	vs. Marymount #	Wichita, Kan.	W, 72-65

NAIA NATIONAL TOURNAMENT

3/14	vs. Western Carolina	Kansas City, Mo.	W, 98-75
3/15	vs. Gardner Webb, N.C.	Kansas City, Mo.	L, 87-91

* Great Plains Athletic
 # NAIA District 10 Playoffs

1972-73

Head Coach: Bob Johnson
Record: 12-15, 7-5 GPAC

Date	Opponent	Site	Score
11/27	at Missouri Southern	Joplin, Mo.	L, 69-89
12/2	Benedictine	Pittsburg	L, 65-70
12/4	Northwest Missouri	Pittsburg	L, 77-89
12/9	at Missouri S&T	Rolla, Mo.	W, 67-66
12/16	Drury	Pittsburg	L, 70-82
12/28	William Jewell	Pittsburg	W, 68-63
12/29	Southwest Baptist	Pittsburg	W, 72-55
1/6	at Nebraska-Omaha *	Omaha, Neb.	L, 79-83
1/8	at Benedictine	Atchison, Kan.	L, 61-63
1/10	at Drury	Springfield, Mo.	W, 96-90
1/13	Washburn *	Pittsburg	W, 78-68
1/15	Central Missouri	Pittsburg	W, 98-87
1/19	at Southern Colorado *	Pueblo, Colo.	L, 77-86
1/20	at Northern Colorado *	Greeley, Colo.	W, 95-93
1/25	at Emporia State *	Emporia, Kan.	W, 87-80
1/27	at Fort Hays State *	Hays, Kan.	L, 72-79
1/30	at Central Missouri	Warrensburg, Mo.	L, 70-74
2/3	Nebraska-Omaha *	Pittsburg	W, 72-61
2/10	at Washburn *	Topeka, Kan.	L, 59-63
2/12	Missouri State	Pittsburg	L, 69-71
2/16	Southern Colorado *	Pittsburg	L, 45-47
2/17	Northern Colorado *	Pittsburg	W, 76-70
2/20	Emporia State *	Pittsburg	W, 85-82
2/22	Fort Hays State *	Pittsburg	W, 78-57
2/26	at Rockhurst	Kansas City, Mo.	L, 69-70
2/28	Missouri Southern	Pittsburg	L, 51-64
3/5	at Marymount #	Salina, Kan.	L, 60-62

* Great Plains Athletic
 # NAIA District 10 Playoffs

1973-74

Head Coach: Bob Johnson
Record: 9-13, 3-7 GPAC

Date	Opponent	Site	Score
12/3	Missouri S&T	Pittsburg	W, 76-73
12/7	at Benedictine	Atchison, Kan.	L, 59-62
12/10	at Drury	Springfield, Mo.	L, 76-81
12/13	Missouri Southern	Pittsburg	W, 78-72
12/15	at Northwest Missouri	Maryville, Mo.	L, 77-89
1/9	Drury	Pittsburg	L, 86-87

1/12	at Washburn *	Topeka, Kan.	L, 71-82
1/18	Southern Colorado *	Pittsburg	W, 69-67
1/19	Northern Colorado *	Pittsburg	W, 75-73
1/24	Emporia State *	Pittsburg	L, 73-99
1/26	Fort Hays State *	Pittsburg	W, 108-70
1/30	at Newman	Wichita, Kan.	W, 78-74
2/2	Benedictine	Pittsburg	W, 64-52
2/7	at Missouri Southern	Joplin, Mo.	L, 78-91
2/9	Washburn *	Pittsburg	L, 70-82
2/11	at Missouri State	Springfield, Mo.	L, 80-97
2/15	at Southern Colorado *	Pueblo, Colo.	L, 88-101
2/16	at Northern Colorado *	Greeley, Colo.	L, 84-95
2/19	at Emporia State *	Emporia, Kan.	L, 82-99
2/23	at Fort Hays State *	Hays, Kan.	L, 73-89
2/27	Missouri State	Pittsburg	W, 75-61
3/2	Rockhurst	Pittsburg	W, 92-91

* Great Plains Athletic

1974-75

Head Coach: Bob Johnson
Record: 17-8, 9-1 GPAC
GPAC Champions

Date	Opponent	Site	Score
12/2	at Missouri S&T	Rolla, Mo.	L, 71-88
12/5	Drury	Pittsburg	L, 76-80
12/7	at Missouri State	Springfield, Mo.	L, 71-92
12/14	Benedictine	Pittsburg	W, 77-66
12/21	at Missouri Southern	Joplin, Mo.	L, 57-59
1/2	vs. Truman	Springfield, Mo.	L, 74-91
1/3	vs. Northwest Missouri	Springfield, Mo.	W, 81-78
1/4	vs. Missouri S&T	Springfield, Mo.	L, 80-82
1/8	at Drury	Springfield, Mo.	W, 79-72
1/14	at Benedictine	Atchison, Kan.	W, 64-63
1/16	Newman	Pittsburg	W, 88-76
1/18	Washburn *	Pittsburg	W, 87-79
1/21	at Rockhurst	Kansas City, Mo.	W, 88-87
1/24	at Southern Colorado *	Pueblo, Colo.	W, 69-67
1/25	at Northern Colorado *	Greeley, Colo.	L, 80-87
1/30	at Emporia State *	Emporia, Kan.	W, 96-85
2/1	at Fort Hays State *	Hays, Kan.	W, 82-80
2/8	Missouri Southern	Pittsburg	W, 73-71
2/10	Missouri State	Pittsburg	W, 72-71
2/17	at Washburn *	Topeka, Kan.	W, 70-64
2/21	Southern Colorado *	Pittsburg	W, 83-68
2/22	Northern Colorado *	Pittsburg	W, 84-80
2/25	Emporia State *	Pittsburg	W, 78-75
2/27	Fort Hays State *	Pittsburg	W, 83-74
3/3	Fort Hays State #	Pittsburg	L, 87-93

* Great Plains Athletic
 # NAIA District 10 Playoffs

1975-76

Head Coach: Bob Johnson
Record: 9-16, 5-7 GPAC

Date	Opponent	Site	Score
11/20	vs. Culver-Stockton	Emporia, Kan.	W, 72-58
11/21	at Emporia State	Emporia, Kan.	L, 68-84
11/22	vs. Newman	Emporia, Kan.	L, 80-95
11/29	Benedictine	Pittsburg	L, 65-67
12/1	at Drury	Springfield, Mo.	L, 64-95
12/4	Missouri Southern	Pittsburg	L, 61-68
12/13	at Benedictine	Atchison, Kan.	L, 69-90
12/20	at Missouri State	Springfield, Mo.	L, 60-80
1/5	Drury	Pittsburg	L, 47-50
1/10	Nebraska-Kearney *	Pittsburg	L, 65-71
1/14	at Emporia State *	Emporia, Kan.	L, 53-62
1/17	at Washburn *	Topeka, Kan.	W, 84-64
1/20	Rockhurst	Pittsburg	W, 59-57
1/23	Northern Colorado *	Pittsburg	W, 65-64
1/24	Southern Colorado *	Pittsburg	W, 67-58
1/29	Emporia State *	Pittsburg	L, 63-65
1/31	Fort Hays State *	Pittsburg	W, 81-76
2/6	at Nebraska-Kearney *	Kearney, Neb.	L, 73-80
2/9	Missouri State	Pittsburg	L, 78-80
2/11	at Missouri Southern	Joplin, Mo.	W, 64-59
2/14	Washburn *	Pittsburg	L, 72-78
2/16	Missouri S&T	Pittsburg	W, 63-60
2/20	at Northern Colorado *	Greeley, Colo.	L, 73-86
2/21	at Southern Colorado *	Pueblo, Colo.	L, 73-81
2/26	at Fort Hays State *	Hays, Kan.	W, 67-56

* Great Plains Athletic

1976-77

Head Coach: Bob Johnson
Record: 15-12, 9-5 CSIC

Date	Opponent	Site	Score
11/18	vs. Arts and Science	Emporia, Kan.	L, 65-75
11/19	vs. Tabor	Emporia, Kan.	W, 87-56
11/20	vs. Langston	Emporia, Kan.	W, 90-77
11/23	at Drury	Springfield, Mo.	L, 62-87
11/29	at Benedictine	Atchison, Kan.	L, 56-89
12/3	at Missouri Western *	St. Joseph, Mo.	L, 80-81
12/6	at Missouri S&T	Rolla, Mo.	L, 51-81
12/9	Benedictine	Pittsburg	W, 81-64
12/11	at Missouri Southern *	Joplin, Mo.	W, 68-60
12/18	Missouri State	Pittsburg	W, 71-69
1/5	Drury	Pittsburg	W, 81-75
1/15	at Wayne State, Neb. *	Wayne, Neb.	L, 76-91
1/18	at Rockhurst	Kansas City, Mo.	L, 64-73
1/21	Emporia State *	Pittsburg	W, 66-61
1/22	Washburn *	Pittsburg	W, 57-56
1/28	at Nebraska-Kearney *	Kearney, Neb.	W, 77-70
1/29	at Fort Hays State *	Hays, Kan.	L, 50-51
2/4	at Washburn *	Topeka, Kan.	W, 51-49
2/5	at Emporia State *	Emporia, Kan.	L, 63-67
2/9	Missouri Southern *	Pittsburg	W, 77-66
2/11	Missouri Western *	Pittsburg	W, 80-70
2/12	Wayne State, Neb. *	Pittsburg	W, 76-65
2/14	at Missouri State	Springfield, Mo.	L, 79-81
2/18	Nebraska-Kearney *	Pittsburg	L, 71-80
2/19	Fort Hays State *	Pittsburg	W, 67-55
2/22	Newman	Pittsburg	W, 74-69
2/26	Benedictine #	Pittsburg	L, 48-49

* Central States Intercollegiate
 # NAIA District 10 Playoffs

1977-78

Head Coach: Bob Johnson
Record: 7-20, 2-12 CSIC

Date	Opponent	Site	Score
11/25	at Midwestern State	Wichita Falls, Texas	L, 61-85
11/26	vs. Howard Payne, Texas	Wichita Falls, Texas	L, 54-94
11/30	Benedictine	Pittsburg	W, 56-53
12/3	Missouri S&T	Pittsburg	L, 55-84
12/7	Drury	Pittsburg	L, 52-84
12/10	at Central Missouri	Warrensburg, Mo.	W, 82-78
12/14	at Missouri Southern *	Joplin, Mo.	L, 56-67
12/22	vs. Baker	Wichita, Kan.	W, 70-69
12/23	at Newman	Wichita, Kan.	L, 70-83
1/3	at Missouri State	Springfield, Mo.	L, 67-81
1/10	at Drury	Springfield, Mo.	L, 74-97
1/14	Missouri Southern *	Pittsburg	L, 64-79
1/20	Missouri Western *	Pittsburg	L, 49-59
1/21	Wayne State, Neb. *	Pittsburg	W, 83-76
1/24	Central Missouri	Pittsburg	W, 75-73
1/27	at Emporia State *	Emporia, Kan.	L, 59-62
1/28	at Washburn *	Topeka, Kan.	L, 55-75
2/3	Nebraska-Kearney *	Pittsburg	L, 68-75
2/4	Fort Hays State *	Pittsburg	W, 86-83
2/6	at Benedictine	Atchison, Kan.	W, 72-71
2/10	Washburn *	Pittsburg	L, 59-64
2/11	Emporia State *	Pittsburg	L, 64-69
2/17	at Missouri Western *	St. Joseph, Mo.	L, 64-73
2/18	at Wayne State, Neb. *	Wayne, Neb.	L, 76-87
2/24	at Nebraska-Kearney *	Kearney, Neb.	L, 61-102
2/25	at Fort Hays State *	Hays, Kan.	L, 93-108
2/28	Newman	Pittsburg	L, 63-66

* Central States Intercollegiate

1978-79

Head Coach: Bob Johnson
Record: 13-16, 6-8 CSIC

Date	Opponent	Site	Score
11/25	Marymount	Pittsburg	W, 91-85
11/29	at Benedictine +	Atchison, Kan.	L, 79-84
12/2	Bethany	Pittsburg	W, 101-80
12/6	Missouri Southern *	Pittsburg	W, 77-76
12/9	at Tulsa	Tulsa, Okla.	L, 79-107
12/22	Baker	Pittsburg	W, 85-82
12/23	at Newman	Wichita, Kan.	L, 86-90
1/3	at Friends	Wichita, Kan.	L, 75-84
1/4	vs. Ottawa	Wichita, Kan.	W, 103-96
1/6	vs. Southwestern	Wichita, Kan.	W, 88-64
1/8	at Marymount	Salina, Kan.	L, 79-94
1/15	Benedictine +	Pittsburg	L, 78-80
1/19	Washburn *	Pittsburg	W, 63-59
1/20	Emporia State *	Pittsburg	W, 77-70



ALL-TIME SCORES

1/26	at Fort Hays State *	Hays, Kan.	L, 70-102
1/27	at Nebraska-Kearney *	Kearney, Neb.	L, 79-103
2/2	at Emporia State *	Emporia, Kan.	L, 74-79
2/3	at Washburn *	Topeka, Kan.	L, 69-71
2/6	at Missouri Southern *	Joplin, Mo.	L, 64-73
2/9	Wayne State, Neb. *	Pittsburg	W, 76-70
2/10	Missouri Western * +	Pittsburg	W, 70-65
2/16	Fort Hays State *	Pittsburg	W, 97-79
2/17	Nebraska-Kearney *	Pittsburg	L, 80-81
2/19	at Missouri State	Springfield, Mo.	L, 75-80
2/23	at Wayne State, Neb. *	Wayne, Neb.	L, 59-60
2/24	at Missouri Western *	St. Joseph, Mo.	L, 60-62
2/27	Newman +++	Pittsburg	W, 86-84
3/1	at Fort Hays State #	Hays, Kan.	W, 66-65
3/3	Southwestern #	Pittsburg	L, 73-82


+ overtime
 +++ triple overtime
 * Central States Intercollegiate
 # NAIA District 10 Playoffs

1979-80

Head Coach: Bob Johnson
Record: 5-22, 3-11 CSIC

Date	Opponent	Site	Score
11/24	at Marymount	Salina, Kan.	L, 70-97
11/26	at Bethany	Lindsborg, Kan.	L, 71-72
11/28	Benedictine	Pittsburg	W, 88-73
12/1	Newman	Pittsburg	L, 67-72
12/8	Central Missouri	Pittsburg	L, 90-94
12/10	Missouri Southern *	Pittsburg	L, 82-87
12/14	vs. Southwestern	Wichita, Kan.	W, 67-66
12/15	at Friends	Wichita, Kan.	L, 77-79
1/3	vs. Marymount	Wichita, Kan.	L, 75-97
1/4	vs. Ozarks, Mo.	Wichita, Kan.	L, 84-104
1/7	Marymount	Pittsburg	L, 78-84
1/12	at Missouri Southern *	Joplin, Mo.	W, 70-68
1/14	at Benedictine	Atchison, Kan.	L, 59-75
1/18	Nebraska-Kearney *	Pittsburg	L, 78-100
1/19	Fort Hays State *	Pittsburg	W, 65-63
1/22	at Central Missouri	Warrensburg, Mo.	L, 73-87
1/25	Washburn *	Pittsburg	L, 55-88
1/26	Emporia State *	Pittsburg	W, 74-73
2/1	at Missouri Western *	St. Joseph, Mo.	L, 60-84
2/2	at Wayne State, Neb. *	Wayne, Neb.	L, 79-84
2/8	at Nebraska-Kearney *	Kearney, Neb.	L, 84-93
2/9	at Fort Hays State *	Hays, Kan.	L, 75-79
2/15	Missouri Western *	Pittsburg	L, 68-75
2/16	Wayne State, Neb. * +	Pittsburg	L, 78-80
2/22	at Emporia State *	Emporia, Kan.	L, 87-99
2/23	at Washburn *	Topeka, Kan.	L, 69-92
2/26	at Newman	Wichita, Kan.	L, 67-84

+ overtime
 * Central States Intercollegiate



John Hickman
1981-84 (4 Yrs)
35 wins, 79 losses (.307)

Conference Titles (0)

1980-81

Head Coach: John Hickman
Record: 4-24, 1-13 CSIC

Date	Opponent	Site	Score
11/15	at John Brown	Siloam Springs, Ark.	L, 68-90
11/22	Marymount	Pittsburg	L, 69-88
11/25	at Benedictine	Atchison, Kan.	L, 59-67
11/27	Newman	Pittsburg	W, 68-63
12/2	at Missouri Southern *	Joplin, Mo.	L, 69-83
12/6	at Missouri S&T	Rolla, Mo.	L, 58-89
12/10	John Brown	Pittsburg	W, 79-75
12/13	at Newman	Wichita, Kan.	L, 69-73
12/19	at Friends	Wichita, Kan.	L, 71-85
12/20	vs. Bethel	Wichita, Kan.	L, 70-71
1/2	vs. Missouri S&T	Joplin, Mo.	L, 59-80
1/3	vs. Baker	Joplin, Mo.	L, 66-68
1/5	at Marymount	Salina, Kan.	L, 84-128
1/10	Missouri Southern *	Pittsburg	L, 62-78
1/12	Benedictine	Pittsburg	W, 82-71
1/16	at Emporia State *	Emporia, Kan.	L, 68-72
1/17	at Washburn *	Topeka, Kan.	L, 47-62
1/23	Wayne State, Neb. *	Pittsburg	L, 58-74
1/24	Missouri Western *	Pittsburg	L, 88-89

1/30	Fort Hays State *	Pittsburg	L, 61-71
1/31	Nebraska-Kearney *	Pittsburg	L, 70-77
2/6	at Wayne State, Neb. *	Wayne, Neb.	L, 69-74
2/7	at Missouri Western *	St. Joseph, Mo.	L, 61-63
2/11	at Avila, Mo.	Kansas City, Mo.	L, 85-89
2/13	Washburn *	Pittsburg	L, 48-68
2/14	Emporia State *	Pittsburg	W, 70-68
2/20	at Fort Hays State *	Hays, Kan.	L, 81-95
2/21	at Nebraska-Kearney *	Kearney, Neb.	L, 64-88

Head Coach: John Hickman
Record: 15-15, 7-7 CSIC

Date	Opponent	Site	Score
11/20	vs. Missouri-Kansas City	Liberty, Mo.	L, 61-63
11/21	at William Jewell	Liberty, Mo.	W, 63-49
11/24	Missouri Southern *	Pittsburg	W, 69-65
11/27	at Missouri State	Springfield, Mo.	L, 63-75
11/30	Ozarks, Mo.	Pittsburg	W, 72-63
12/2	at Saint Louis	St. Louis, Mo.	L, 50-66
12/5	at Evangel	Springfield, Mo.	W, 62-58
12/8	Avila, Mo.	Pittsburg	W, 65-59
12/10	Benedictine	Pittsburg	W, 91-71
12/12	Northeastern State +	Pittsburg	L, 69-71
1/5	Baker	Pittsburg	W, 78-59
1/7	Evangel	Pittsburg	W, 70-50
1/9	at Missouri Southern *	Joplin, Mo.	L, 67-74
1/13	at Northeastern State	Tahlequah, Okla.	L, 50-55
1/15	Wayne State, Neb. *	Pittsburg	W, 62-61
1/16	Missouri Western *	Pittsburg	L, 68-83
1/19	Baptist Bible	Pittsburg	W, 65-61
1/22	Nebraska-Kearney *	Pittsburg	W, 92-78
1/23	Fort Hays State *	Pittsburg	L, 48-50
1/29	at Washburn *	Topeka, Kan.	W, 63-61
1/30	at Emporia State *	Emporia, Kan.	L, 53-58
2/1	at Baker	Baldwin City, Kan.	L, 76-90
2/5	at Missouri Western *	St. Joseph, Mo.	L, 74-92
2/6	at Wayne State, Neb. *	Wayne, Neb.	W, 69-63
2/12	Emporia State *	Pittsburg	W, 67-57
2/13	Washburn *	Pittsburg	W, 74-63
2/15	at Benedictine ++	Atchison, Kan.	L, 69-72
2/19	at Fort Hays State *	Hays, Kan.	L, 64-66
2/20	at Nebraska-Kearney *	Kearney, Neb.	L, 58-96
2/25	at Emporia State #	Emporia, Kan.	L, 51-55

Head Coach: John Hickman
Record: 7-23, 2-12 CSIC

Date	Opponent	Site	Score
11/22	at Northeastern State	Tahlequah, Okla.	L, 47-48
11/23	at Oklahoma Baptist	Shawnee, Okla.	L, 72-85
11/30	Southwest Baptist	Pittsburg	L, 57-67
12/2	at Evangel	Springfield, Mo.	W, 74-49
12/4	at Missouri Southern *	Joplin, Mo.	W, 70-60
12/6	Northeastern State	Pittsburg	W, 39-37
12/8	Drury +	Pittsburg	L, 60-61
12/10	at Baker	Baldwin City, Kan.	L, 62-67
12/11	at Benedictine	Atchison, Kan.	L, 54-60
12/17	at Ozarks, Ark.	Clarksville, Ark.	L, 54-74
1/8	Missouri Southern * +	Pittsburg	L, 60-64
1/14	at Emporia State *	Emporia, Kan.	L, 58-70
1/15	at Washburn *	Topeka, Kan.	L, 64-72
1/18	Baker	Pittsburg	W, 86-53
1/21	Missouri Western * +	Pittsburg	L, 68-71
1/22	Wayne State, Neb. *	Pittsburg	W, 65-51
1/24	Benedictine	Pittsburg	L, 51-52
1/28	at Nebraska-Kearney *	Kearney, Neb.	L, 57-63
1/29	at Fort Hays State *	Hays, Kan.	L, 67-83
2/4	at Wayne State, Neb. *	Wayne, Neb.	L, 57-64
2/5	at Missouri Western *	St. Joseph, Mo.	L, 61-65
2/8	at Southwest Baptist	Bolivar, Mo.	L, 54-56
2/11	Washburn *	Pittsburg	L, 46-51
2/12	Emporia State *	Pittsburg	L, 56-66
2/14	at Drury	Springfield, Mo.	L, 61-80
2/18	Fort Hays State *	Pittsburg	L, 51-56
2/19	Nebraska-Kearney *	Pittsburg	L, 69-81
2/22	Evangel	Pittsburg	W, 69-56
2/26	Oklahoma Baptist	Pittsburg	W, 51-50
3/5	at Emporia State #	Emporia, Kan.	L, 60-64

+ overtime
 * Central States Intercollegiate
 # NAIA District 10 Playoffs

1981-82

Head Coach: Jerry Reynolds
Record: 16-15, 4-10 CSIC

Date	Opponent	Site	Score
11/13	Benedictine	Pittsburg	W, 64-52
11/16	vs. Central Oklahoma	Tahlequah, Okla.	L, 63-64
11/17	at Northeastern State	Tahlequah, Okla.	L, 61-67
11/20	at Newman	Wichita, Kan.	W, 74-73
11/22	vs. Oklahoma Christian	Springfield, Mo.	L, 49-60
11/23	vs. Southwest Baptist	Springfield, Mo.	W, 88-48
11/24	vs. Ozarks, Ark.	Springfield, Mo.	W, 76-67
11/27	at John Brown	Siloam Springs, Ark.	W, 47-43
12/1	at Missouri Southern *	Joplin, Mo.	L, 55-61
12/4	John Brown	Pittsburg	W, 75-63
12/7	Bethany, Miss.	Pittsburg	W, 79-67
12/7	vs. Midwestern State	Warrensburg, Mo.	W, 70-63
12/8	at Central Missouri	Warrensburg, Mo.	L, 47-62
1/12	Evangel	Pittsburg	W, 86-67
1/14	Missouri Southern *	Pittsburg	W, 64-57
1/18	at Nebraska-Kearney *	Kearney, Neb.	L, 73-90
1/19	at Fort Hays State *	Hays, Kan.	L, 44-59
1/25	Washburn *	Pittsburg	L, 67-77
1/26	Emporia State *	Pittsburg	W, 83-70
2/1	Missouri Western *	Pittsburg	W, 67-51
2/2	Wayne State, Neb. *	Pittsburg	L, 67-68
2/8	at Emporia State *	Emporia, Kan.	L, 67-80
2/9	at Washburn *	Topeka, Kan.	L, 55-79
2/12	at Benedictine	Atchison, Kan.	W, 68-65
2/15	Fort Hays State *	Pittsburg	L, 56-57
2/16	Nebraska-Kearney *	Pittsburg	L, 68-71
2/18	Park, Mo.	Pittsburg	W, 86-60
2/22	at Wayne State, Neb. *	Wayne, Neb.	L, 74-91
2/23	at Missouri Western *	St. Joseph, Mo.	W, 63-61
2/26	at Ottawa	Ottawa, Kan.	W, 85-73
3/2	at Marymount #	Salina, Kan.	L, 90-98

Head Coach: John Hickman
Record: 9-17, 4-10 CSIC

Date	Opponent	Site	Score
11/24	vs. Central Arkansas	Springfield, Mo.	L, 68-85
11/25	vs. Lincoln	Springfield, Mo.	L, 39-56
11/26	at Evangel	Springfield, Mo.	L, 55-59
11/29	Newman	Pittsburg	W, 76-62
12/3	at Missouri State	Springfield, Mo.	L, 47-72
12/5	Ottawa	Pittsburg	W, 90-72
12/7	Missouri Southern *	Pittsburg	W, 75-69
12/17	at Louisiana College	Pineville, La.	W, 70-65
12/19	at Phillips, Miss.	Gulfport, Miss.	W, 93-84
12/21	at Southern Mississippi	Hattiesburg, Miss.	L, 45-74
12/22	at Xavier, La.	New Orleans, La.	L, 57-70
1/6	Doane, Neb.	Pittsburg	W, 71-69
1/7	Nebraska Wesleyan	Pittsburg	L, 70-77
1/13	Wayne State, Neb. *	Pittsburg	W, 73-64
1/14	Missouri Western *	Pittsburg	L, 80-87
1/20	at Fort Hays State *	Hays, Kan.	L, 67-94
1/21	at Nebraska-Kearney *	Kearney, Neb.	L, 78-100
1/27	Emporia State *	Pittsburg	W, 84-77
1/28	Washburn *	Pittsburg	L, 46-59
2/3	Nebraska-Kearney *	Pittsburg	L, 74-86
2/4	Fort Hays State *	Pittsburg	L, 61-86
2/10	at Missouri Western *	St. Joseph, Mo.	L, 63-64
2/11	at Wayne State, Neb. *	Wayne, Neb.	W, 71-54
2/17	at Washburn *	Topeka, Kan.	L, 63-82
2/18	at Emporia State *	Emporia, Kan.	L, 68-74
2/22	at Missouri Southern *	Joplin, Mo.	L, 59-85



Jerry Reynolds
1985 (1 Yr)
16 wins, 15 losses (.516)

Conference Titles (0)

1984-85

Head Coach: Jerry Reynolds
Record: 16-15, 4-10 CSIC

Date	Opponent	Site	Score
11/13	Benedictine	Pittsburg	W, 64-52
11/16	vs. Central Oklahoma	Tahlequah, Okla.	L, 63-64
11/17	at Northeastern State	Tahlequah, Okla.	L, 61-67
11/20	at Newman	Wichita, Kan.	W, 74-73
11/22	vs. Oklahoma Christian	Springfield, Mo.	L, 49-60
11/23	vs. Southwest Baptist	Springfield, Mo.	W, 88-48
11/24	vs. Ozarks, Ark.	Springfield, Mo.	W, 76-67
11/27	at John Brown	Siloam Springs, Ark.	W, 47-43
12/1	at Missouri Southern *	Joplin, Mo.	L, 55-61
12/4	John Brown	Pittsburg	W, 75-63
12/7	Bethany, Miss.	Pittsburg	W, 79-67
12/7	vs. Midwestern State	Warrensburg, Mo.	W, 70-63
12/8	at Central Missouri	Warrensburg, Mo.	L, 47-62
1/12	Evangel	Pittsburg	W, 86-67
1/14	Missouri Southern *	Pittsburg	W, 64-57
1/18	at Nebraska-Kearney *	Kearney, Neb.	L, 73-90
1/19	at Fort Hays State *	Hays, Kan.	L, 44-59
1/25	Washburn *	Pittsburg	L, 67-77
1/26	Emporia State *	Pittsburg	W, 83-70
2/1	Missouri Western *	Pittsburg	W, 67-51
2/2	Wayne State, Neb. *	Pittsburg	L, 67-68
2/8	at Emporia State *	Emporia, Kan.	L, 67-80
2/9	at Washburn *	Topeka, Kan.	L, 55-79
2/12	at Benedictine	Atchison, Kan.	W, 68-65
2/15	Fort Hays State *	Pittsburg	L, 56-57
2/16	Nebraska-Kearney *	Pittsburg	L, 68-71
2/18	Park, Mo.	Pittsburg	W, 86-60
2/22	at Wayne State, Neb. *	Wayne, Neb.	L, 74-91
2/23	at Missouri Western *	St. Joseph, Mo.	W, 63-61
2/26	at Ottawa	Ottawa, Kan.	W, 85-73
3/2	at Marymount #	Salina, Kan.	L, 90-98

* Central States Intercollegiate
 # NAIA District 10 Playoffs



ALL-TIME SCORES



Ken Ash
1986-89 (4 Yrs)
48 wins, 66 losses (.421)

Conference Titles (0)

1985-86

Head Coach: Ken Ash
Record: 17-12, 5-9 CSIC

Date	Opponent	Site	Score
11/22	St. Mary of the Plains	Pittsburg	W, 71-52
11/23	Graceland	Pittsburg	W, 96-65
11/28	Ottawa	Pittsburg	W, 90-50
12/5	MidAmerica Nazarene	Pittsburg	W, 81-73
12/7	John Brown	Pittsburg	W, 71-61
12/9	at MidAmerica Nazarene	Olathe, Kan.	W, 75-69
12/14	at Benedictine	Achison, Kan.	W, 62-52
1/9	at Missouri-Kansas City	Kansas City, Mo.	W, 67-62
1/10	vs. Emporia State	Kansas City, Mo.	L, 63-75
1/11	vs. William Jewell	Kansas City, Mo.	L, 80-95
1/14	at Missouri Southern*	Joplin, Mo.	L, 80-101
1/17	Emporia State*	Pittsburg	L, 67-69
1/18	Washburn*	Pittsburg	L, 57-59
1/21	at John Brown	Siloam Springs, Ark.	W, 67-65
1/24	at Missouri Western*	St. Joseph, Mo.	L, 58-75
1/25	at Wayne State, Neb.*	Wayne, Neb.	W, 63-61
1/31	Nebraska-Kearney*	Pittsburg	W, 82-76
2/1	Fort Hays State*	Pittsburg	L, 73-78
2/5	Benedictine	Pittsburg	W, 82-58
2/7	Wayne State, Neb.*	Pittsburg	W, 89-69
2/8	Missouri Western*	Pittsburg	W, 86-75
2/14	at Washburn* + + +	Topeka, Kan.	L, 89-92
2/15	at Emporia State*	Emporia, Kan.	L, 75-86
2/18	Newman	Pittsburg	W, 79-65
2/21	at Fort Hays State*	Hays, Kan.	L, 68-94
2/22	at Nebraska-Kearney*	Kearney, Neb.	L, 98-105
2/26	Missouri Southern*	Pittsburg	W, 86-72
3/1	Newman #	Pittsburg	W, 85-71
3/3	at Emporia State #	Emporia, Kan.	L, 62-82

+ + + triple overtime
* Central States Intercollegiate
NAIA District 10 Playoffs

1986-87

Head Coach: Ken Ash
Record: 8-20, 2-12 CSIC

Date	Opponent	Site	Score
11/22	Regis, Colo.	Pittsburg	W, 60-50
11/29	at Rockhurst	Kansas City, Mo.	L, 74-78
12/6	Avila, Mo.	Pittsburg	W, 71-49
12/8	at Regis	Denver, Colo.	W, 60-44
12/9	at Denver	Denver, Colo.	L, 59-78
12/12	at Missouri Southern*	Joplin, Mo.	L, 66-74
12/19	at MidAmerica Nazarene	Olathe, Kan.	L, 80-82
1/2	Philander Smith	Pittsburg	L, 68-93
1/3	MidAmerica Nazarene	Pittsburg	W, 102-76
1/8	vs. MidAmerica Nazarene	Liberty, Mo.	W, 82-79
1/9	vs. Rockhurst	Liberty, Mo.	L, 59-60
1/10	at William Jewell	Liberty, Mo.	L, 69-79
1/13	at Newman	Wichita, Kan.	L, 83-91
1/16	at Wayne State, Neb.*	Wayne, Neb.	L, 74-75
1/17	at Missouri Western*	St. Joseph, Mo.	W, 81-75
1/21	Benedictine	Pittsburg	L, 69-83
1/23	Fort Hays State*	Pittsburg	L, 74-81
1/24	Nebraska-Kearney*	Pittsburg	L, 77-94
1/30	Emporia State*	Pittsburg	L, 71-81
1/31	Washburn*	Pittsburg	L, 70-87
2/4	at Benedictine	Achison, Kan.	W, 87-85
2/6	at Nebraska-Kearney*	Kearney, Neb.	L, 93-112
2/7	at Fort Hays State*	Hays, Kan.	L, 74-102
2/13	Missouri Western*	Pittsburg	W, 80-73
2/14	Wayne State, Neb.*	Pittsburg	L, 90-95
2/20	at Washburn*	Topeka, Kan.	L, 82-90
2/21	at Emporia State*	Emporia, Kan.	L, 68-105
2/25	Missouri Southern*	Pittsburg	L, 86-110

* Central States Intercollegiate

1987-88

Head Coach: Ken Ash
Record: 14-15, 6-8 CSIC

Date	Opponent	Site	Score
11/20	at Central Oklahoma	Edmond, Okla.	L, 94-95
11/21	vs. Southern Nazarene	Edmond, Okla.	L, 65-66
11/24	at Friends	Wichita, Kan.	L, 71-73
11/27	Northwest Missouri	Pittsburg	L, 83-88
11/28	MidAmerica Nazarene	Pittsburg	W, 116-95
12/4	Lincoln	Pittsburg	W, 73-64
12/7	at Benedictine	Achison, Kan.	L, 84-103
12/8	Rockhurst	Pittsburg	W, 73-67
12/10	Bartlesville Wesleyan	Pittsburg	W, 68-62
12/12	Central Oklahoma	Pittsburg	W, 114-70
1/5	Missouri Southern*	Pittsburg	W, 72-64
1/8	Bethel	Pittsburg	W, 91-83
1/13	at Central Oklahoma	Edmond, Okla.	W, 92-88
1/15	at Washburn*	Topeka, Kan.	L, 67-82
1/16	at Emporia State*	Emporia, Kan.	L, 74-100

1/22	Wayne State, Neb.*	Pittsburg	W, 80-73
1/23	Missouri Western*	Pittsburg	W, 92-86
1/29	at Fort Hays State*	Hays, Kan.	L, 55-100
1/30	at Nebraska-Kearney*	Kearney, Neb.	L, 88-95
2/5	at Missouri Western*	St. Joseph, Mo.	L, 66-82
2/6	at Wayne State, Neb.* +	Wayne, Neb.	L, 69-71
2/12	Emporia State*	Pittsburg	W, 74-73
2/13	Washburn*	Pittsburg	L, 60-78
2/19	Nebraska-Kearney*	Pittsburg	W, 81-75
2/20	Fort Hays State*	Pittsburg	L, 65-72
2/24	at Northwest Missouri	Maryville, Mo.	L, 73-92
2/27	at Missouri Southern*	Joplin, Mo.	W, 86-61
3/2	Marymount #	Pittsburg	W, 108-99
3/4	at Washburn #	Topeka, Kan.	L, 61-80

+ overtime
* Central States Intercollegiate
NAIA District 10 Playoffs

Head Coach: Ken Ash

Record: 9-19, 5-9 CSIC

Date	Opponent	Site	Score
11/18	Lincoln	Pittsburg	W, 85-65
11/21	vs. Oklahoma Christian	Tahlequah, Okla.	L, 74-99
11/22	at Northeastern State	Tahlequah, Okla.	L, 74-75
11/30	Northwest Missouri	Pittsburg	L, 58-82
1/1	Southwest Baptist	Pittsburg	L, 60-73
1/26	at Lincoln	Jefferson City, Mo.	W, 70-66
1/28	at Central Missouri	Warrensburg, Mo.	L, 57-91
12/10	at Missouri S&T	Rolla, Mo.	L, 68-78
12/17	at Northwest Missouri	Maryville, Mo.	L, 57-70
1/6	Lindenwood	Pittsburg	W, 105-68
1/7	Missouri S&T	Pittsburg	W, 72-65
1/11	Benedictine	Pittsburg	L, 116-118
1/14	at Southwest Baptist	Bolivar, Mo.	L, 66-85
1/17	at Missouri Southern*	Joplin, Mo.	W, 86-82
1/20	at Nebraska-Kearney*	Kearney, Neb.	L, 92-103
1/21	at Fort Hays State*	Hays, Kan.	L, 73-78
1/27	Washburn*	Pittsburg	W, 62-61
1/28	Emporia State*	Pittsburg	L, 65-78
2/3	Missouri Western*	Pittsburg	L, 65-66
2/4	Wayne State, Neb.*	Pittsburg	L, 73-82
2/10	at Emporia State*	Emporia, Kan.	L, 59-68
2/11	at Washburn*	Topeka, Kan.	L, 67-76
1/14	Bartlesville Wesleyan	Pittsburg	L, 73-74
2/17	Fort Hays State*	Pittsburg	W, 87-76
2/18	Nebraska-Kearney*	Pittsburg	W, 83-79
2/21	Missouri Southern	Pittsburg	W, 79-62
2/24	at Wayne State, Neb.*	Wayne, Neb.	L, 82-94
2/25	at Missouri Western*	St. Joseph, Mo.	L, 67-82



Dennis Hill
1990-95 (6 Yrs)
79 wins, 82 losses (.491)

Conference Titles (0)

1989-90

Head Coach: Dennis Hill

Record: 12-15, 6-10 MIAA

Date	Opponent	Site	Score
11/22	Bartlesville Wesleyan	Pittsburg	L, 59-65
11/24	John Brown	Pittsburg	W, 79-62
11/25	Harding	Pittsburg	L, 68-82
11/30	at Harding	Searcy, Ark.	W, 78-77
12/7	Rockhurst	Pittsburg	W, 77-69
12/15	at Alaska-Fairbanks	Fairbanks, Alaska	L, 80-84
12/16	at Alaska-Fairbanks	Fairbanks, Alaska	W, 78-67
12/18	at Alaska-Anchorage	Anchorage, Alaska	L, 55-85
12/19	at Alaska-Anchorage	Anchorage, Alaska	L, 63-87
1/5	Sterling	Pittsburg	W, 91-71
1/6	McPherson	Pittsburg	W, 79-61
1/10	Missouri Southern*	Pittsburg	L, 72-73
1/13	at Northwest Missouri*	Maryville, Mo.	L, 61-64
1/17	Southwest Baptist*	Pittsburg	W, 60-55
1/20	Washburn*	Pittsburg	W, 76-75
1/24	at Southeast Missouri*	Cape Girardeau, Mo.	L, 53-73
1/27	Missouri S&T*	Joplin, Mo.	L, 48-50
1/31	at Missouri Southern*	Joplin, Mo.	W, 70-63
2/3	Missouri-St. Louis*	Pittsburg	L, 82-75
2/6	at Southwest Baptist*	Bolivar, Mo.	L, 44-57
2/10	Missouri Western*	Pittsburg	W, 74-72
2/14	Southwest Missouri*	Pittsburg	L, 73-80
2/17	at Missouri S&T*	Rolla, Mo.	L, 68-72
2/21	at Missouri-St. Louis*	St. Louis, Mo.	L, 70-80
2/24	Central Missouri*	Pittsburg	L, 60-67
2/28	at Truman*	Kirksville, Mo.	L, 65-68
3/3	at Lincoln*	Jefferson City, Mo.	W, 84-77

+ overtime
* Missouri Intercollegiate

1990-91

Head Coach: Dennis Hill
Record: 10-16, 3-13 MIAA

Date	Opponent	Site	Score
11/23	vs. Texas A&M Commerce	Joplin, Mo.	W, 74-68
11/24	vs. St. Edward's	Joplin, Mo.	W, 87-48
11/26	Oral Roberts	Pittsburg	L, 87-101
12/4	at Rockhurst	Kansas City, Mo.	W, 72-66
12/8	at Missouri Baptist	St. Louis, Mo.	L, 60-67
12/10	at Emporia State	Emporia, Kan.	L, 72-78
12/15	William Jewell	Pittsburg	W, 83-71
12/20	Rockhurst	Pittsburg	W, 82-62
1/3	Missouri Baptist	Pittsburg	W, 91-65
1/9	at Missouri Southern*	Joplin, Mo.	L, 68-80
1/12	Northwest Missouri*	Pittsburg	W, 93-89
1/15	at Southwest Baptist*	Bolivar, Mo.	L, 53-74
1/19	at Washburn*	Topeka, Kan.	L, 59-79
1/23	Southeast Missouri*	Pittsburg	L, 66-71
1/26	at Missouri S&T*	Rolla, Mo.	L, 51-53
1/28	Emporia State	Pittsburg	W, 85-64
1/30	Missouri Southern*	Pittsburg	W, 82-69
2/2	at Missouri-St. Louis*	St. Louis, Mo.	L, 85-88
2/6	Southwest Baptist*	Pittsburg	L, 57-67
2/9	at Missouri Western*	St. Joseph, Mo.	L, 67-82
2/13	at Southeast Missouri*	Cape Girardeau, Mo.	L, 67-77
2/16	Missouri S&T*	Pittsburg	L, 79-80
2/18	Missouri-St. Louis*	Pittsburg	L, 71-77
2/23	at Central Missouri*	Warrensburg, Mo.	L, 76-93
2/25	Truman*	Pittsburg	L, 60-62
3/2	Lincoln*	Pittsburg	W, 80-65

* Missouri Intercollegiate

1991-92

Head Coach: Dennis Hill

Record: 21-8, 10-6 MIAA

Date	Opponent	Site	Score
11/23	McPherson	Pittsburg	W, 88-47
11/25	at William Jewell	Liberty, Mo.	W, 72-69
11/28	Grandview	Pittsburg	W, 84-66
12/3	at Drury	Springfield, Mo.	W, 68-64
12/6	William Jewell	Pittsburg	W, 74-69
12/7	Central Oklahoma	Pittsburg	W, 93-72
12/14	Avila, Mo.	Pittsburg	W, 83-65
12/18	Seattle Pacific	Pittsburg	L, 63-75
12/20	vs. Alaska-Fairbanks	Denver, Colo.	W, 94-79
12/21	at Metropolitan State	Denver, Colo.	W, 78-68
1/6	at Rockhurst	Kansas City, Mo.	W, 76-53
1/8	Missouri Southern*	Pittsburg	L, 67-72
1/11	at Northwest Missouri*	Maryville, Mo.	W, 68-61
1/15	Southwest Baptist*	Pittsburg	W, 80-58
1/18	Washburn*	Pittsburg	W, 72-71
1/22	Lincoln*	Pittsburg	W, 87-62
1/25	Missouri S&T* + + +	Pittsburg	W, 101-99
1/29	at Missouri Southern*	Joplin, Mo.	L, 64-75
2/1	Missouri-St. Louis*	Pittsburg	W, 72-64
2/4	at Southwest Baptist*	Bolivar, Mo.	L, 51-60
2/8	Missouri Western*	Pittsburg	L, 74-83
2/12	at Lincoln*	Jefferson City, Mo.	W, 62-61
2/15	at Missouri S&T*	Rolla, Mo.	L, 70-78
2/17	at Missouri-St. Louis*	St. Louis, Mo.	L, 66-68
2/22	Central Missouri*	Pittsburg	W, 89-74
2/26	at Truman*	Kirksville, Mo.	W, 77-68
2/29	at Emporia State*	Emporia, Kan.	W, 73-72
3/3	at Missouri S&T #	Rolla, Mo.	W, 71-60
3/5	at Washburn # +	Topeka, Kan.	L, 54-67

+ + + double overtime
* Missouri Intercollegiate
MIAA Tournament

1992-93

Head Coach: Dennis Hill

Record: 13-13, 6-10 MIAA

Date	Opponent	Site	Score
11/20	vs. Cameron	Hays, Kan.	L, 66-78
11/21	vs. Colorado-Colo. Springs	Hays, Kan.	W, 76-40
11/24	at Friends	Wichita, Kan.	L, 60-63
11/27	vs. North Alabama	Joplin, Mo.	W, 77-64
11/28	vs. Arkansas Tech +	Joplin, Mo.	L, 82-86
11/30	William Jewell	Pittsburg	W, 85-65
12/2	Drury	Pittsburg	W, 85-67
12/5	Fort Hays State	Pittsburg	W, 64-58
12/11	at Missouri Southern*	Joplin, Mo.	L, 58-74
12/19	Rockhurst	Pittsburg	W, 66-63
1/5	Cameron	Pittsburg	W, 78-58
1/10	Northwest Missouri*	Pittsburg	W, 92-82
1/12	at Southwest Baptist*	Bolivar, Mo.	L, 54-66
1/16	at Washburn*	Topeka, Kan.	L, 69-70
1/20	Lincoln*	Pittsburg	W, 87-77
1/23	at Missouri S&T*	Rolla, Mo.	L, 79-83
1/27	Missouri Southern*	Pittsburg	L, 58-69
1/30	at Missouri-St. Louis*	St. Louis, Mo.	L, 72-87
2/3	Southwest Baptist*	Pittsburg	L, 68-79
2/6	at Missouri Western*	St. Joseph, Mo.	L, 66-86
2/10	at Lincoln*	Jefferson City, Mo.	W, 63-61
2/13	Missouri S&T*	Pittsburg	W, 80-71
2/15	Missouri-St. Louis*	Pittsburg	W, 69-68
2/20	at Central Missouri*	Warrensburg, Mo.	L, 58-76
2/22	Truman* +	Pittsburg	W, 72-68



ALL-TIME SCORES

2/27 Emporia State * Pittsburg L, 72-78
 + overtime
 * Mid-America Intercollegiate

1993-94

Head Coach: Dennis Hill
Record: 10-17, 8-8 MIAA

Date	Opponent	Site	Score
11/20	at Missouri Southern	Joplin, Mo.	L, 76-89
11/23	at Cameron	Lawton, Okla.	L, 79-83
11/26	vs. Arkansas Tech	Joplin, Mo.	L, 76-86
11/27	vs. Harding	Joplin, Mo.	W, 62-53
11/29	at William Jewell	Liberty, Mo.	L, 76-85
12/2	at Washington State	Pullman, Wash.	L, 57-74
12/4	at Seattle Pacific	Seattle, Wash.	L, 59-62
12/8	at Fort Hays State	Hays, Kan.	W, 81-76
12/18	Friends	Pittsburg	L, 61-65
1/5	at Central Missouri *	Warrensburg, Mo.	L, 64-74
1/8	at Southwest Baptist *	Bolivar, Mo.	W, 76-65
1/12	Northwest Missouri *	Pittsburg	L, 57-58
1/15	at Washburn *	Topeka, Kan.	L, 55-86
1/17	at Drury	Springfield, Mo.	L, 70-79
1/19	Missouri S&T *	Pittsburg	W, 91-74
1/22	at Missouri St. Louis *	St. Louis, Mo.	L, 71-86
1/26	Missouri Western *	Pittsburg	W, 77-66
1/29	Truman *	Pittsburg	W, 81-69
2/2	at Lincoln *	Jefferson City, Mo.	W, 84-75
2/5	Missouri Southern * ++	Pittsburg	W, 81-79
2/9	at Emporia State *	Emporia, Kan.	L, 73-95
2/12	Southwest Baptist * +	Pittsburg	L, 73-78
2/16	at Northwest Missouri * +	Maryville, Mo.	W, 68-62
2/19	Washburn *	Pittsburg	L, 74-83
2/24	at Missouri S&T *	Rolla, Mo.	W, 84-71
2/26	Missouri-St. Louis *	Pittsburg	L, 82-83
3/1	at Northwest Missouri #	Maryville, Mo.	L, 62-74

+ overtime
 ++ double overtime
 * Mid-America Intercollegiate
 # MIAA Tournament

1994-95

Head Coach: Dennis Hill
Record: 13-13, 9-7 MIAA

Date	Opponent	Site	Score
11/19	Missouri Southern	Pittsburg	W, 85-80
11/21	Mid-America Nazarene	Pittsburg	W, 89-85
11/25	vs. Arkansas Tech	Joplin, Mo.	L, 70-88
11/26	vs. Henderson State	Joplin, Mo.	W, 101-71
12/3	Fort Hays State	Pittsburg	L, 91-97
12/7	at Southwestern Oklahoma	Weatherford, Okla.	L, 79-89
12/10	Missouri Baptist	Pittsburg	W, 84-70
12/17	at Nebraska-Omaha +	Omaha, Neb.	L, 69-72
1/4	at Missouri Southern *	Joplin, Mo.	W, 80-72
1/7	Southwest Baptist *	Pittsburg	W, 73-68
1/11	at Northwest Missouri *	Maryville, Mo.	L, 56-82
1/14	Washburn *	Pittsburg	L, 82-85
1/16	Drury	Pittsburg	L, 90-97
1/18	at Missouri S&T *	Rolla, Mo.	W, 89-75
1/21	Missouri-St. Louis *	Pittsburg	L, 68-84
1/25	at Missouri Western *	St. Joseph, Mo.	W, 88-84
1/28	at Truman *	Kirkville, Mo.	L, 76-90
2/1	Lincoln *	Pittsburg	W, 83-81
2/4	Central Missouri * +	Pittsburg	L, 89-98
2/8	Emporia State *	Pittsburg	W, 78-73
2/11	at Southwest Baptist *	Bolivar, Mo.	W, 86-72
2/15	Northwest Missouri *	Pittsburg	W, 89-84
2/18	at Washburn *	Topeka, Kan.	L, 69-109
2/22	Missouri S&T *	Pittsburg	W, 94-76
2/25	at Missouri-St. Louis *	St. Louis, Mo.	L, 97-108
2/27	at Central Missouri #	Warrensburg, Mo.	L, 92-99

+ overtime
 * Mid-America Intercollegiate
 # MIAA Tournament



Gene Iba
1996-2010 (15 Yrs)
261 wins, 172 losses (.603)

Conference Titles (1)
 National Tournament Appearances (5)

1995-96

Head Coach: Gene Iba
Record: 14-14, 9-7 MIAA

Date	Opponent	Site	Score
11/18	at Missouri Southern	Joplin, Mo.	L, 73-83
11/20	at Fort Hays State	Hays, Kan.	L, 74-94
11/24	vs. Arkansas Tech	Joplin, Mo.	L, 46-69

11/25	vs. Christian Brothers	Joplin, Mo.	W, 85-62
11/30	Phillips, Okla.	Pittsburg	L, 70-75
12/2	Ottawa	Pittsburg	W, 93-56
12/9	Tabor	Pittsburg	W, 77-64
12/16	at Phillips, Okla.	Enid, Okla.	L, 69-75
12/18	at Kansas	Lawrence, Kan.	L, 48-103
1/3	Missouri Southern *	Pittsburg	L, 66-69
1/6	Truman *	Pittsburg	W, 74-69
1/9	at Southwest Baptist *	Bolivar, Mo.	W, 71-68
1/13	Northwest Missouri *	Pittsburg	W, 69-65
1/15	at Drury	Springfield, Mo.	W, 62-55
1/17	at Missouri-St. Louis *	St. Louis, Mo.	L, 58-79
1/20	Missouri S&T * +	Pittsburg	W, 82-79
1/24	Missouri Western *	Pittsburg	L, 71-73
1/27	at Washburn *	Topeka, Kan.	L, 66-88
1/31	at Central Missouri *	Warrensburg, Mo.	L, 56-68
2/3	Lincoln *	Pittsburg	W, 74-72
2/7	at Emporia State *	Emporia, Kan.	L, 80-88
2/10	at Truman *	Kirkville, Mo.	W, 80-70
2/14	Southwest Baptist *	Pittsburg	W, 81-76
2/17	at Northwest Missouri *	Maryville, Mo.	W, 86-82
2/21	Missouri-St. Louis *	Pittsburg	W, 87-66
2/24	at Missouri S&T *	Rolla, Mo.	L, 76-84
2/27	at Northwest Missouri # +	Maryville, Mo.	W, 101-98
2/29	at Central Missouri #	Warrensburg, Mo.	L, 62-66

+ overtime
 * Mid-America Intercollegiate
 # MIAA Tournament

1996-97

Head Coach: Gene Iba
Record: 24-8, 14-4 MIAA
MIAA Regular Season Runner-Up
MIAA Tournament Runner-Up
NCAA Division II Tournament (Sweet 16)

Date	Opponent	Site	Score
11/16	Southwestern Oklahoma	Pittsburg	W, 67-61
11/20	vs. Park, Mo.	Kansas City, Mo.	L, 63-67
11/26	Bethel	Pittsburg	W, 78-66
11/29	vs. Arkansas Tech	Joplin, Mo.	W, 62-53
11/30	vs. Georgia Southwestern	Joplin, Mo.	W, 73-69
12/4	Missouri S&T *	Pittsburg	W, 68-46
12/7	at Northwest Missouri *	Maryville, Mo.	W, 70-66
12/9	Drury	Pittsburg	L, 74-77
12/19	Ottawa	Pittsburg	W, 90-57
1/2	at Missouri Western *	St. Joseph, Mo.	W, 76-73
1/4	at Truman *	Kirkville, Mo.	W, 68-50
1/8	Washburn *	Pittsburg	L, 89-93
1/10	Park, Mo. +	Pittsburg	W, 97-89
1/13	Central Missouri *	Pittsburg	W, 93-58
1/15	at Lincoln *	Jefferson City, Mo.	W, 76-70
1/18	Emporia State *	Pittsburg	W, 72-59
1/22	Southwest Baptist *	Pittsburg	W, 66-56
1/25	at Central Missouri *	Warrensburg, Mo.	L, 73-83
1/29	Missouri Southern *	Pittsburg	W, 78-63
2/1	at Washburn *	Topeka, Kan.	L, 76-82
2/5	at Missouri S&T *	Rolla, Mo.	L, 62-74
2/8	Missouri Western *	Pittsburg	W, 97-79
2/12	Northwest Missouri *	Pittsburg	W, 63-62
2/15	Lincoln *	Pittsburg	W, 98-73
2/18	at Southwest Baptist *	Bolivar, Mo.	W, 70-64
2/22	at Missouri Southern *	Joplin, Mo.	W, 78-69
2/24	Truman #	Pittsburg	W, 91-79
2/26	Missouri Western #	Pittsburg	W, 97-80
2/28	at Washburn #	Topeka, Kan.	L, 63-77

NCAA DIVISION II NATIONAL TOURNAMENT
 3/6 vs. Missouri Western Topeka, Kan. W, 72-70
 3/7 vs. Central Oklahoma Topeka, Kan. W, 90-84
 3/8 vs. Texas A&M-Commerce Topeka, Kan. L, 83-89

+ overtime
 * Mid-America Intercollegiate
 # MIAA Tournament

1997-98

Head Coach: Gene Iba
Record: 24-6, 12-4 MIAA
NCAA Division II Tournament (Round of 32)

Date	Opponent	Site	Score
11/14	vs. Ozarks, Mo.	Springfield, Mo.	W, 82-74
11/15	at Evangel	Springfield, Mo.	W, 79-62
11/18	at Drury	Springfield, Mo.	W, 79-64
11/21	William Jewell	Pittsburg	W, 93-83
11/22	St. Edward's	Pittsburg	W, 87-70
11/28	Arkansas Tech	Joplin, Mo.	W, 77-48
11/29	Northeastern State	Joplin, Mo.	W, 71-59
12/2	St. Mary, Kan.	Pittsburg	W, 99-59
12/13	Bartlesville Wesleyan	Pittsburg	W, 103-57
12/20	Missouri Baptist	Pittsburg	W, 84-64
1/3	Truman *	Pittsburg	W, 93-64
1/5	Emporia State *	Pittsburg	W, 80-52
1/7	at Washburn *	Topeka, Kan.	L, 63-72
1/12	Central Missouri *	Pittsburg	W, 69-57
1/17	at Emporia State *	Emporia, Kan.	W, 70-55
1/21	Southwest Baptist *	Pittsburg	W, 65-51
1/24	at Central Missouri *	Warrensburg, Mo.	L, 67-72
1/26	Missouri S&T *	Pittsburg	W, 85-60
1/28	at Missouri Southern *	Joplin, Mo.	W, 83-76
1/31	Washburn *	Pittsburg	W, 75-72
2/4	at Missouri S&T *	Rolla, Mo.	L, 70-73
2/7	at Missouri Western *	St. Joseph, Mo.	W, 82-71
2/11	at Northwest Missouri *	Maryville, Mo.	L, 70-76
2/14	Lincoln *	Pittsburg	W, 105-56
2/19	at Southwest Baptist *	Bolivar, Mo.	W, 56-51
2/21	Missouri Southern *	Pittsburg	W, 77-60
2/24	Central Missouri #	Pittsburg	W, 85-67
2/26	at Northwest Missouri #	Maryville, Mo.	L, 70-79

NCAA DIVISION II NATIONAL TOURNAMENT
 3/5 vs. Northwest Missouri Canyon, Texas W, 85-70
 3/6 at West Texas A&M Canyon, Texas L, 79-90
 * Mid-America Intercollegiate
 # MIAA Tournament

1998-99

Head Coach: Gene Iba
Record: 24-5, 14-2 MIAA
MIAA Regular Season Co-Champion
NCAA Division II Tournament (Round of 32)

Date	Opponent	Site	Score
11/14	Central Methodist	Pittsburg	W, 95-58
11/17	Drury	Pittsburg	W, 75-60
11/20	William Jewell	Pittsburg	W, 87-56
11/21	Central Arkansas	Pittsburg	W, 84-65
11/24	at Northeastern State	Tahlequah, Okla.	L, 63-75
11/27	vs. Central Oklahoma	Joplin, Mo.	W, 105-77
11/28	vs. Southwestern Oklahoma	Joplin, Mo.	W, 88-72
12/1	Nebraska-Kearney	Pittsburg	W, 83-75
12/7	Missouri Baptist	Pittsburg	W, 94-65
12/12	Mid-America Bible	Pittsburg	W, 105-62
1/4	at Emporia State *	Emporia, Kan.	W, 71-69
1/6	Washburn *	Pittsburg	W, 77-63
1/13	at Central Missouri *	Warrensburg, Mo.	W, 67-64
1/16	Emporia State *	Pittsburg	W, 66-62
1/18	at Southwest Baptist *	Bolivar, Mo.	W, 63-60
1/23	Central Missouri *	Pittsburg	W, 74-59
1/25	at Missouri S&T *	Rolla, Mo.	W, 77-64
1/27	Missouri Southern *	Pittsburg	W, 81-65
1/30	at Washburn *	Topeka, Kan.	W, 76-70
2/3	Missouri S&T *	Pittsburg	W, 76-57
2/6	Missouri Western *	Pittsburg	W, 76-67
2/10	Northwest Missouri *	Pittsburg	W, 82-56
2/13	at Lincoln *	Jefferson City, Mo.	W, 89-75
2/15	at Truman *	Kirkville, Mo.	L, 64-75
2/17	Southwest Baptist *	Pittsburg	W, 68-61
2/20	at Missouri Southern *	Joplin, Mo.	L, 69-80
2/22	Missouri S&T #	Pittsburg	W, 88-56
2/24	Truman #	Pittsburg	L, 74-76

NCAA DIVISION II NATIONAL TOURNAMENT
 3/5 vs. Abilene Christian Wichita Falls, Texas L, 59-79
 * Mid-America Intercollegiate
 # MIAA Tournament

1999-2000

Head Coach: Gene Iba
Record: 16-13, 9-9 MIAA

Date	Opponent	Site	Score
11/20	Central Christian	Pittsburg	W, 96-47
11/23	Bethel	Pittsburg	W, 75-49
11/26	John Brown	Pittsburg	W, 68-64
11/27	Mesa State	Pittsburg	W, 86-54
11/30	at Drury	Springfield, Mo.	L, 60-75
12/3	vs. St. Francis, Ill.	Joplin, Mo.	W, 62-53
12/4	vs. Arkansas Tech	Joplin, Mo.	L, 61-67
12/11	at Kansas	Lawrence, Kan.	L, 71-96
12/13	Northeastern State	Pittsburg	W, 71-61
1/3	Central Missouri *	Pittsburg	W, 91-79
1/5	at Missouri Western *	St. Joseph, Mo.	L, 76-87
1/8	Northwest Missouri *	Pittsburg	W, 81-77
1/12	Missouri S&T *	Pittsburg	W, 80-56
1/15	at Washburn *	Topeka, Kan.	L, 73-91
1/19	at Missouri Southern *	Joplin, Mo.	L, 61-76
1/22	Southwest Baptist *	Pittsburg	W, 87-61
1/26	at Emporia State *	Emporia, Kan.	W, 54-52
1/29	Truman *	Pittsburg	W, 74-58
1/31	at Central Missouri *	Warrensburg, Mo.	L, 71-85
2/2	Missouri Western * +	Pittsburg	W, 84-82
2/5	at Northwest Missouri *	Maryville, Mo.	L, 72-81
2/9	at Missouri S&T *	Rolla, Mo.	W, 60-58
2/12	Washburn *	Pittsburg	L, 68-82
2/16	Missouri Southern *	Pittsburg	L, 79-87
2/19	at Southwest Baptist *	Bolivar, Mo.	L, 85-93
2/23	Emporia State *	Pittsburg	W, 69-57
2/26	at Truman *	Kirkville, Mo.	L, 64-86
2/29	at Missouri Western #	St. Joseph, Mo.	W, 75-67
3/2	at Missouri Southern #	Joplin, Mo.	L, 85-96

+ overtime
 * Mid-America Intercollegiate
 # MIAA Tournament

2000-01

Head Coach: Gene Iba
Record: 21-9, 13-5 MIAA

Date	Opponent	Site	Score
11/10	vs. Rollins S	Orlando, Fla.	L, 56-67
11/11	vs. St. Joseph's, Ind. S	Orlando, Fla.	L, 71-94
11/12	vs. Wayne State, Neb. S	Orlando, Fla.	L, 70-72
11/20	Bethany	Pittsburg	W, 85-79
11/22	Drury	Pittsburg	W, 93-55
11/27	Mid-America Nazarene	Pittsburg	W, 82-65
12/1	vs. Oakland City, Ind.	Joplin, Mo.	W, 71-60
12/2	vs. Lincoln	Joplin, Mo.	W, 79-69
12/5	at Northeastern State	Tahlequah, Okla.	W, 64-62
12/9	Newman	Pittsburg	W, 80-74
1/3	Missouri Western *	Pittsburg	W, 64-61
1/6	at Northwest Missouri *	Maryville, Mo.	L, 54-72
1/8	at Central Missouri *	Warrensburg, Mo.	L, 74-86
1/10	at Missouri S&T *	Rolla, Mo.	W, 68-67
1/13	Washburn *	Pittsburg	W, 77-64
1/17	Missouri Southern *	Pittsburg	W, 72-62
1/20	at Southwest Baptist *	Bolivar, Mo.	W, 93-63
1/24	Emporia State *	Pittsburg	W, 78-61
1/27	at Truman *	Kirkville, Mo.	W, 83-61
1/31	at Missouri Western *	St. Joseph, Mo.	L, 85-91

ALL-TIME SCORES

2/3	Northwest Missouri *	Pittsburg	W, 80-71
2/5	Central Missouri *	Pittsburg	W, 69-52
2/7	Missouri S&T *	Pittsburg	W, 70-63
2/10	at Washburn *	Topeka, Kan.	L, 85-88
2/14	at Missouri Southern * +	Joplin, Mo.	W, 86-83
2/17	Southwest Baptist *	Pittsburg	L, 66-75
2/21	at Emporia State *	Emporia, Kan.	W, 80-68
2/24	Truman *	Pittsburg	W, 94-81
2/26	Southwest Baptist #	Pittsburg	W, 98-81
2/28	at Northwest Missouri #	Maryville, Mo.	L, 64-79

+ overtime
S Disney Division II Tipoff Classic
* Mid-America Intercollegiate
MIAA Tournament

2001-02

Head Coach: Gene Iba
Record: 17-10, 11-7 MIAA

Date	Opponent	Site	Score
11/16	Phlander Smith	Pittsburg	W, 95-58
11/17	Saint Martin's	Pittsburg	W, 69-38
11/21	Northeastern State	Pittsburg	L, 60-65
11/24	Sterling	Pittsburg	W, 93-69
11/28	at Kansas	Lawrence, Kan.	L, 62-105
11/30	vs. Panhandle State	Joplin, Mo.	W, 101-62
12/1	vs. Bacone	Joplin, Mo.	W, 89-37
12/8	at Drury	Joplin, Mo.	W, 101-81
1/2	Central Missouri *	Pittsburg	W, 72-61
1/5	at Northwest Missouri *	Maryville, Mo.	L, 56-72
1/7	Emporia State *	Pittsburg	W, 94-77
1/9	Missouri S&T *	Pittsburg	W, 81-78
1/12	at Missouri Western *	St. Joseph, Mo.	L, 64-76
1/16	at Missouri Southern *	Joplin, Mo.	L, 65-78
1/19	Truman *	Pittsburg	W, 93-68
1/23	Southwest Baptist *	Pittsburg	W, 80-64
1/26	at Washburn *	Topeka, Kan.	L, 75-89
2/2	Northwest Missouri *	Pittsburg	L, 81-90
2/4	at Emporia State *	Emporia, Kan.	W, 90-77
2/6	at Missouri S&T *	Rolla, Mo.	L, 72-82
2/9	Missouri Western *	Pittsburg	L, 68-83

2/11	at Central Missouri *	Warrensburg, Mo.	W, 61-52
2/13	Missouri Southern *	Pittsburg	W, 83-81
2/16	at Truman *	Kirkville, Mo.	W, 64-56
2/19	at Southwest Baptist *	Bolivar, Mo.	W, 84-61
2/23	Washburn *	Pittsburg	W, 90-69
2/26	at Washburn #	Topeka, Kan.	L, 73-80

* Mid-America Intercollegiate
MIAA Tournament

2002-03

Head Coach: Gene Iba
Record: 16-12, 8-10 MIAA

Date	Opponent	Site	Score
11/22	vs. Northwestern Oklahoma	Joplin, Mo.	W, 81-66
11/23	vs. Phlander Smith	Joplin, Mo.	W, 94-65
11/26	Mid-America Nazarene	Pittsburg	W, 78-66
11/29	Northwestern Oklahoma	Pittsburg	W, 86-64
11/30	Lincoln	Pittsburg	W, 88-62
12/7	at Rockhurst	Kansas City, Mo.	W, 75-69
12/10	Central Bible	Pittsburg	W, 109-64
12/16	at St. Mary's, Texas	San Antonio, Texas	L, 66-73
12/17	vs. Seattle Pacific	San Antonio, Texas	W, 70-64
12/30	at Emporia State *	Emporia, Kan.	L, 59-61
1/4	Northwest Missouri *	Pittsburg	W, 81-67
1/8	at Missouri S&T * +	Rolla, Mo.	W, 69-67
1/11	Missouri Western *	Pittsburg	W, 67-57
1/15	Missouri Southern *	Pittsburg	L, 69-74
1/18	at Truman * +	Kirkville, Mo.	W, 77-74
1/21	at Southwest Baptist *	Bolivar, Mo.	L, 65-68
1/25	Washburn *	Pittsburg	L, 72-73
1/29	Central Missouri *	Pittsburg	W, 78-76
2/1	at Northwest Missouri *	Maryville, Mo.	L, 64-92
2/5	Missouri S&T *	Pittsburg	W, 78-64
2/8	at Missouri Western *	St. Joseph, Mo.	L, 86-88
2/12	at Missouri Southern *	Joplin, Mo.	L, 75-80
2/15	Truman *	Pittsburg	W, 82-66
2/19	Southwest Baptist *	Pittsburg	W, 79-65
2/22	at Washburn *	Topeka, Kan.	L, 77-79
2/26	at Central Missouri *	Warrensburg, Mo.	L, 75-85
3/1	Emporia State *	Pittsburg	L, 75-80
3/7	vs. Northwest Missouri #	Kansas City, Mo.	L, 73-95

+ overtime
* Mid-America Intercollegiate
MIAA Tournament

2003-04

Head Coach: Gene Iba
Record: 16-12, 8-10 MIAA

Date	Opponent	Site	Score
11/18	Rockhurst	Pittsburg	W, 83-78
11/21	Colorado-Colorado Springs	Pittsburg	W, 73-55
11/22	Bemidji State + + + +	Pittsburg	L, 100-103
11/28	vs. Evangel	Springfield, Mo.	W, 77-70
11/29	at Drury	Springfield, Mo.	W, 88-67
12/2	Calvary Bible	Pittsburg	W, 110-45
12/5	vs. St. Gregory's	Joplin, Mo.	W, 80-67
12/6	vs. Central Baptist	Joplin, Mo.	W, 94-65
12/10	at Lincoln	Jefferson City, Mo.	W, 84-66
12/30	Central Missouri *	Pittsburg	L, 74-81
1/3	at Truman *	Kirkville, Mo.	W, 84-65
1/7	at Missouri Southern *	Joplin, Mo.	L, 69-75
1/10	Southwest Baptist *	Pittsburg	W, 74-69
1/14	at Emporia State *	Emporia, Kan.	L, 69-78

1/17	Northwest Missouri * +	Pittsburg	L, 70-72
1/21	at Missouri Western *	St. Joseph, Mo.	W, 71-54
1/24	at Missouri S&T *	Rolla, Mo.	L, 59-72
1/28	Washburn *	Pittsburg	W, 77-72
1/31	at Central Missouri *	Warrensburg, Mo.	W, 71-66
2/4	at Washburn *	Topeka, Kan.	L, 71-84
2/7	Missouri S&T *	Pittsburg	W, 92-72
2/11	Missouri Western *	Pittsburg	L, 70-72
2/14	at Northwest Missouri *	Maryville, Mo.	L, 64-82
2/18	Emporia State * + +	Pittsburg	L, 88-89
2/21	at Southwest Baptist *	Bolivar, Mo.	W, 85-83
2/25	Missouri Southern *	Pittsburg	W, 80-73
2/28	Truman *	Pittsburg	W, 86-80
3/5	vs. Central Missouri #	Kansas City, Mo.	W, 84-76
6/4	vs. Washburn #	Kansas City, Mo.	L, 75-88

+ overtime
+ + double overtime
+ + + triple overtime
* Mid-America Intercollegiate
MIAA Tournament

2004-05

Head Coach: Gene Iba
Record: 23-7, 13-5 MIAA
NCAA Division II Tournament (Round of 32)

Date	Opponent	Site	Score
11/19	vs. St. Mary's	Joplin, Mo.	W, 58-47
11/20	vs. Panhandle State	Joplin, Mo.	W, 70-61
11/29	Evangel	Pittsburg	W, 87-56
12/4	Lincoln	Pittsburg	W, 110-69
12/8	at Rockhurst	Kansas City, Mo.	W, 88-81
12/11	Science & Arts	Pittsburg	W, 102-76
12/12	Drury	Pittsburg	W, 76-60
12/18	vs. Eastern New Mexico	Las Vegas, Nev.	W, 83-63
12/19	vs. West Texas A&M	Las Vegas, Nev.	W, 64-51
12/30	at Central Missouri *	Warrensburg, Mo.	L, 71-90
1/2	Truman *	Pittsburg	W, 66-58
1/5	Missouri Southern *	Pittsburg	W, 75-66
1/8	at Southwest Baptist *	Bolivar, Mo.	L, 72-80
1/12	Emporia State * +	W, 97-91	
1/15	at Northwest Missouri *	Maryville, Mo.	W, 72-58
1/19	Missouri Western *	Pittsburg	L, 88-98
1/22	Missouri S&T *	Pittsburg	W, 53-44
1/26	at Washburn *	Topeka, Kan.	L, 61-76
1/29	Central Missouri *	Pittsburg	W, 95-86
2/2	Washburn *	Pittsburg	W, 83-81
2/5	at Missouri S&T *	Rolla, Mo.	W, 72-66
2/9	at Missouri Western *	St. Joseph, Mo.	W, 83-76
2/12	Northwest Missouri *	Pittsburg	W, 81-69
2/16	at Emporia State *	Emporia, Kan.	W, 76-65
2/19	Southwest Baptist *	Pittsburg	W, 94-70
2/23	at Missouri Southern *	Joplin, Mo.	L, 78-84
2/26	at Truman *	Kirkville, Mo.	W, 68-66
3/4	vs. Missouri Southern #	Kansas City, Mo.	L, 61-63

NCAA DIVISION II NATIONAL TOURNAMENT
3/12 vs. St. Mary's Commerce, Texas W, 73-59
3/13 vs. Tarleton State + Commerce, Texas L, 59-65
+ overtime
* Mid-America Intercollegiate
MIAA Tournament

2005-06

Head Coach: Gene Iba
Record: 9-19, 5-11 MIAA

Date	Opponent	Site	Score
11/19	vs. St. Mary's	Joplin, Mo.	W, 58-47
11/18	vs. Mesa State	Golden, Colo.	L, 62-77
11/19	at Colorado Mines	Golden, Colo.	L, 39-52
11/22	Rockhurst	Pittsburg	L, 56-59
11/25	vs. Bemidji State	Joplin, Mo.	L, 66-71
11/26	vs. Missouri Baptist	Joplin, Mo.	L, 69-75
11/30	St. Gregory's	Pittsburg	W, 76-59
12/2	Hannibal-Lagrange	Pittsburg	W, 82-50
12/3	St. Joseph (Vt.)	Pittsburg	W, 106-48
12/6	Avila	Pittsburg	W, 69-58
12/10	Missouri Western *	Pittsburg	W, 80-60
12/17	vs. St. Mary's	Las Vegas, Nev.	L, 61-64
12/18	vs. Seattle Pacific	Las Vegas, Nev.	L, 77-83
1/3	at Southwest Baptist *	Bolivar, Mo.	L, 69-73
1/7	at Emporia State *	Emporia, Kan.	L, 68-80
1/11	Missouri Southern *	Pittsburg	L, 84-86
1/14	Truman *	Pittsburg	W, 68-55
1/18	at Washburn *	Topeka, Kan.	L, 58-71
1/21	at Northwest Missouri *	Maryville, Mo.	L, 42-90
1/25	Central Missouri *	Pittsburg	L, 78-80
2/1	at Central Missouri *	Warrensburg, Mo.	L, 74-79
2/4	Northwest Missouri *	Pittsburg	W, 64-42
2/8	Washburn *	Pittsburg	W, 67-60
2/11	at Truman * +	Kirkville, Mo.	L, 76-81
2/15	at Missouri Southern *	Joplin, Mo.	L, 63-75
2/18	Emporia State *	Pittsburg	W, 89-85
2/22	Southwest Baptist *	Pittsburg	L, 69-78
2/25	at Missouri Western *	St. Joseph, Mo.	L, 65-91
3/3	vs. Southwest Baptist #	Kansas City, Mo.	L, 51-67

+ overtime
* Mid-America Intercollegiate
MIAA Tournament

2006-07

Head Coach: Gene Iba
Record: 18-13, 9-9 MIAA

Date	Opponent	Site	Score
11/17	vs. West Texas A&M	Joplin, Mo.	W, 73-59
11/18	vs. Central Bible College	Joplin, Mo.	W, 81-36
11/24	Evangel	Pittsburg	W, 81-66
11/25	Colorado Mines	Pittsburg	W, 53-39

11/28	at Cameron	Lawton, Okla.	L, 72-87
12/4	Avila	Pittsburg	W, 65-47
12/7	Rhema Bible College	Pittsburg	W, 82-49
12/9	at Central Missouri *	Warrensburg, Mo.	L, 67-87
12/19	vs. Midwestern State	San Antonio, Texas	L, 71-74
12/20	vs. Southeastern Oklahoma	San Antonio, Texas	W, 77-72
12/30	Truman *	Pittsburg	W, 68-63
1/3	Missouri Southern *	Pittsburg	W, 84-71
1/6	Emporia State *	Pittsburg	L, 77-86
1/9	at Southwest Baptist * +	Bolivar, Mo.	L, 84-87
1/13	at Northwest Missouri *	Maryville, Mo.	L, 64-69
1/17	Missouri Western * +	Pittsburg	L, 69-71
1/20	at Washburn *	Topeka, Kan.	W, 84-79
1/22	Fort Hays State *	Pittsburg	L, 75-77
1/27	Central Missouri *	Pittsburg	L, 59-81
1/31	at Fort Hays State *	Hays, Kan.	W, 56-55
2/3	Washburn *	Pittsburg	W, 72-61
2/7	at Missouri Western *	St. Joseph, Mo.	L, 64-73
2/10	Northwest Missouri *	Pittsburg	W, 74-56
2/14	at Emporia State *	Emporia, Kan.	W, 91-88
2/17	Southwest Baptist *	Pittsburg	L, 51-58
2/21	at Missouri Southern *	Joplin, Mo.	W, 72-67
2/24	at Truman *	Kirkville, Mo.	W, 68-65
3/1	vs. Southwest Baptist #	Kansas City, Mo.	W, 73-70
3/3	vs. Northwest Missouri #	Kansas City, Mo.	W, 76-70
3/4	vs. Central Missouri #	Kansas City, Mo.	L, 56-59

NCAA DIVISION II NATIONAL TOURNAMENT
3/10 vs. Northwest Missouri! Warrensburg, Mo. L, 53-74
+ overtime
* Mid-America Intercollegiate
MIAA Tournament
! NCAA-II National Tournament

2007-08

Head Coach: Gene Iba
Record: 18-10, 9-9 MIAA

Date	Opponent	Site	Score
11/16	Robert Morris-Springfield	Pittsburg	W, 97-52
11/17	Cameron	Pittsburg	W, 85-50
11/20	Rhema Bible College	Pittsburg	W, 85-39
11/23	vs. Mid-American Christian	Joplin, Mo.	W, 83-61
11/24	vs. Maryville	Joplin, Mo.	W, 83-51
11/28	at Newman	Wichita, Kan.	W, 78-76
12/17	vs. St. Mary's	San Antonio, Texas	W, 63-54
12/18	vs. Angelo State	San Antonio, Texas	W, 58-54
12/29	Southwestern College	Pittsburg	W, 93-58
1/2	Central Missouri *	Pittsburg	L, 63-74
1/5	at Truman *	Kirkville, Mo.	W, 62-59
1/9	at Missouri Southern *	Joplin, Mo.	L, 64-76
1/12	at Emporia State *	Emporia, Kan.	W, 72-63
1/16	Southwest Baptist *	Pittsburg	L, 61-85
1/19	Northwest Missouri *	Pittsburg	L, 46-62
1/23	at Missouri Western *	St. Joseph, Mo.	W, 69-55
1/26	Washburn *	Pittsburg	W, 82-69
1/30	at Fort Hays State * + + +	Hays, Kan.	L, 78-85
2/2	at Central Missouri *	Warrensburg, Mo.	L, 53-63
2/7	Fort Hays State *	Pittsburg	W, 67-53
2/9	at Washburn *	Topeka, Kan.	L, 59-67
2/13	Missouri Western *	Pittsburg	W, 67-54
2/16	at Northwest Missouri *	Maryville, Mo.	L, 46-67
2/20	Emporia State *	Pittsburg	W, 88-71
2/23	at Southwest Baptist *	Bolivar, Mo.	L, 71-76
2/27	Missouri Southern *	Pittsburg	W, 68-64
3/1	Truman *	Pittsburg	W, 62-62
3/7	vs. Northwest Missouri #	Kansas City, Mo.	L, 42-71

+ + + triple overtime
* Mid-America Intercollegiate
MIAA Tournament

2008-09

Head Coach: Gene Iba
Record: 10-17, 5-15 MIAA

Date	Opponent	Site	Score
11/21	vs. Lincoln	Joplin, Mo.	W, 65-49
11/22	vs. Mid-America Christian	Joplin, Mo.	W, 73-53
11/24	Saint mary	Pittsburg	L, 67-71
11/28	Evangel +	Pittsburg	L, 94-98
11/29	Henderson State	Pittsburg	W, 66-55
12/3	at Missouri Western *	St. Joseph, Mo.	L, 75-86
12/6	Truman *	Pittsburg	W, 81-73
12/8	Newman	Pittsburg	W, 79-77
12/13	Southwest Baptist *	Pittsburg	L, 76-82
12/21	Southwestern College	Pittsburg	W, 95-44
12/29	at Central Missouri * +	Warrensburg, Mo.	L, 72-79
12/31	Northwest Missouri *	Pittsburg	W, 63-61
1/3	at Missouri Southern *	Joplin, Mo.	L, 76-88
1/10	Emporia State * + + + +	Pittsburg	L, 100-102
1/14	at Washburn *	Topeka, Kan.	L, 73-85
1/17	at Fort Hays State *	Hays, Kan.	L, 63-74
1/21	Nebraska-Omaha * +	Pittsburg	W, 88-86
1/24	Missouri Western *	Pittsburg	L, 68-79
1/28	at Truman *	Kirkville, Mo.	W, 60-59
1/31	Central Missouri *	Pittsburg	L, 62-73
2/3	at Southwest Baptist *	Bolivar, Mo.	L, 67-81
2/7	at NW Missouri State *	Maryville, Mo.	L, 72-75
2/11	Missouri Southern *	Pittsburg	W, 76-58
2/18	at Emporia State *	Emporia, Kan.	L, 74-84
2/21	Washburn *	Pittsburg	L, 69-80
2/26	Fort Hays State *	Pittsburg	L, 59-65
2/28	at Nebraska-Omaha *	Omaha, Neb.	L, 78-86

+ overtime
+ + + + four overtimes
* Mid-America Intercollegiate



ALL-TIME SCORES

2009-10

Head Coach: Gene Iba
Record: 9-18, 3-17 MIAA

Date	Opponent	Site	Score
11/17	Sterling College	Pittsburg	W, 72-49
11/20	Haskell	Pittsburg	W, 96-54
11/21	Missouri S&T	Pittsburg	W, 63-62
11/24	at Newman	Wichita, Kan.	L, 46-68
11/27	vs. Southwestern College	Joplin, Mo.	W, 78-67
11/28	vs. Mid-America Christian	Joplin, Mo.	W, 72-55
12/2	Missouri Western *	Pittsburg	L, 77-80
12/5	at Truman *	Kirksville, Mo.	L, 63-77
12/12	at Southwest Baptist *	Bolivar, Mo.	L, 75-79
12/21	Benedictine	Pittsburg	W, 96-76
12/28	Central Missouri *	Pittsburg	L, 60-83
12/30	at NW Missouri State *	Maryville, Mo.	L, 65-73
1/2	Missouri Southern *	Pittsburg	W, 67-65
1/9	at Emporia State *	Emporia, Kan.	L, 66-76
1/13	Washburn *	Pittsburg	L, 54-62
1/16	Fort Hays State *	Pittsburg	L, 56-69
1/20	at Nebraska-Omaha *	Omaha, Neb.	L, 59-83
1/23	at Missouri Western *	St. Joseph, Mo.	L, 62-69
1/27	Truman *	Pittsburg	L, 58-62
1/30	at Central Missouri *	Warrensburg, Mo.	L, 61-72
2/3	Southwest Baptist *	Pittsburg	L, 71-83
2/6	NW Missouri State *	Pittsburg	W, 77-78
2/10	at Missouri Southern *	Joplin, Mo.	L, 51-77
2/17	Emporia State *	Pittsburg	L, 42-65
2/20	at Washburn *	Topeka, Kan.	L, 61-77
2/24	at Fort Hays State *	Hays, Kan.	L, 60-69
2/27	Nebraska-Omaha *	Pittsburg	W, 99-90



Kevin Muff
2011-2017 (7 Yrs)
97 wins, 102 losses (.487)

Conference Titles (1)
National Tournament Appearances (1)

2010-11

Head Coach: Kevin Muff
Record: 13-13, 9-13 MIAA

Date	Opponent	Site	Score
11/16	Newman	Pittsburg, Kan.	W, 95-68
11/19	vs. College of the Ozarks	Joplin, Mo.	W, 91-73
11/20	vs. Central Bible College	Joplin, Mo.	W, 75-45
11/28	at Missouri S&T	Rolla, Mo.	W, 64-61
12/1	at Missouri Western *	St. Joseph, Mo.	L, 79-94
12/4	Truman *	Pittsburg, Kan.	W, 91-68
12/8	NW Missouri State *	Pittsburg, Kan.	W, 75-66
12/11	Southwest Baptist *	Pittsburg, Kan.	L, 68-84
12/18	at Central Missouri *	Warrensburg, Mo.	L, 74-78
1/2	at Missouri Southern *	Joplin, Mo.	W, 77-75
1/5	Lincoln *	Pittsburg, Kan.	W, 72-69
1/8	Emporia State *	Pittsburg, Kan.	W, 80-61
1/12	at Washburn *	Topeka, Kan.	L, 66-82
1/15	at Fort Hays State *	Hays, Kan.	L, 71-78
1/18	Nebraska-Omaha *	Pittsburg, Kan.	L, 79-82
1/22	Missouri Western *	Pittsburg, Kan.	W, 79-75
1/26	at Truman *	Kirksville, Mo.	W, 58-56
1/29	Central Missouri *	Pittsburg, Kan.	W, 78-67
2/3	at Southwest Baptist *	Bolivar, Mo.	L, 73-82
2/5	at NW Missouri State *	Maryville, Mo.	L, 64-65
2/9	Missouri Southern *	Pittsburg, Kan.	L, 78-90
2/12	at Lincoln *	Jefferson City, Mo.	W, 85-68
2/16	at Emporia State *	Emporia, Kan.	L, 81-82
2/19	Washburn *	Pittsburg, Kan.	L, 68-72
2/23	Fort Hays State *	Hays, Kan.	L, 63-70
2/26	at Nebraska-Omaha *	Omaha, Neb.	L, 69-85

Head Coach: Kevin Muff
Record: 17-14, 10-10 MIAA

Date	Opponent	Site	Score
11/11	vs. Eastern New Mexico	Stephenville, Texas	W, 77-71
11/12	at Tarleton State	Stephenville, Texas	L, 40-57
11/18	Mid-American Nazarene	Pittsburg, Kan.	W, 93-84
11/19	Avila	Pittsburg, Kan.	W, 88-78
11/22	Central Oklahoma	Pittsburg, Kan.	L, 72-79
11/26	Southwestern College	Pittsburg, Kan.	W, 104-71
11/30	Missouri Western *	Pittsburg, Kan.	W, 77-71
12/3	at Truman *	Kirksville, Mo.	L, 57-66
12/7	at NW Missouri State * +	Maryville, Mo.	L, 70-73
12/10	at Southwest Baptist *	Bolivar, Mo.	W, 73-67
12/18	Central Missouri *	Pittsburg, Kan.	L, 57-65
12/30	Missouri Southern *	Pittsburg, Kan.	W, 97-87
1/4	at Lincoln *	Jefferson City, Mo.	W, 69-63
1/7	at Emporia State *	Emporia, Kan.	W, 75-68
1/11	Washburn *	Pittsburg, Kan.	W, 79-70
1/14	Fort Hays State *	Pittsburg, Kan.	L, 66-76
1/18	at Northeastern State	Tahlequah, Okla.	L, 60-71
1/21	at Missouri Western *	St. Joseph, Mo.	W, 69-67
1/25	Truman *	Pittsburg, Kan.	W, 73-56
1/28	at Central Missouri *	Warrensburg, Mo.	L, 82-84
2/1	at Southwest Baptist *	Pittsburg, Kan.	L, 65-73
2/4	NW Missouri State *	Pittsburg, Kan.	L, 74-78
2/8	at Missouri Southern * + +	Joplin, Mo.	L, 92-96
2/11	Lincoln *	Pittsburg, Kan.	W, 72-61

2/15	Emporia State *	Pittsburg, Kan.	W, 61-44
2/18	at Washburn *	Topeka, Kan.	L, 63-81
2/22	at Fort Hays State *	Hays, Kan.	L, 60-66
2/25	Northeastern State	Pittsburg, Kan.	W, 78-54
3/2	vs. Central Missouri #	Kansas City, Mo.	W, 78-64
3/3	vs. NW Missouri State #	Kansas City, Mo.	W, 56-53
3/4	vs. Washburn #	Kansas City, Mo.	L, 63-67

Head Coach: Kevin Muff
Record: 17-10, 11-7 MIAA

Date	Opponent	Site	Score
11/13	Baker	Pittsburg, Kan.	W, 88-67
11/16	vs. Lincoln	Joplin, Mo.	W, 86-78
11/17	vs. Avila	Joplin, Mo.	W, 85-75
11/20	Newman	Pittsburg, Kan.	L, 79-89
11/24	Southwestern College	Pittsburg, Kan.	W, 73-60
11/28	William Jewell +	Pittsburg, Kan.	W, 74-69
12/6	Central Oklahoma *	Pittsburg, Kan.	W, 81-70
12/7	at Lindenwood * + +	St. Charles, Mo.	W, 85-79
12/18	vs. Arkansas-Fort Smith	Las Vegas, Nev.	W, 84-76
12/19	vs. Dixie State	Las Vegas, Nev.	W, 67-63
1/3	Nebraska-Kearney *	Pittsburg, Kan.	W, 76-62
1/5	Northwest Missouri *	Jefferson City, Mo.	L, 51-62
1/10	at Lincoln *	Warrensburg, Mo.	L, 73-80
1/12	at Central Missouri *	Joplin, Mo.	L, 80-87
1/16	at Missouri Southern	Pittsburg, Kan.	W, 72-69
1/19	Fort Hays State *	Tahlequah, Okla.	L, 62-64
1/23	at Northeastern State *	St. Joseph, Mo.	W, 57-56
1/30	at Missouri Western *	Topeka, Kan.	L, 51-67
2/2	at Washburn *	Topeka, Kan.	L, 51-67
2/7	Truman *	Pittsburg, Kan.	W, 79-75
2/9	Southwest Baptist *	Pittsburg, Kan.	L, 75-81
2/16	Northeastern State *	Pittsburg, Kan.	W, 89-59
2/20	at Emporia State *	Emporia, Kan.	L, 82-88
2/23	at Central Oklahoma *	Edmond, Okla.	L, 76-92
2/27	Missouri Southern *	Pittsburg, Kan.	W, 94-91
3/2	Emporia State *	Pittsburg, Kan.	W, 82-55
3/4	Truman #	Pittsburg, Kan.	W, 70-62
3/7	vs. Central Missouri #	Kansas City, Mo.	L, 63-69

Head Coach: Kevin Muff
Record: 8-18, 4-15 MIAA

Date	Opponent	Site	Score
11/13	at Newman	Wichita, Kan.	L, 76-80
11/19	at William Jewell	Liberty, Mo.	L, 80-93
11/22	Bethany	Pittsburg, Kan.	W, 108-77
11/23	Avila	Pittsburg, Kan.	W, 96-84
11/29	vs. Eastern New Mexico	Canyon, Texas.	W, 86-82
11/30	at West Texas A&M	Canyon, Texas.	L, 58-70
12/5	at Northwest Missouri *	Maryville, Mo.	L, 59-75
12/18	West Texas A&M	Pittsburg, Kan.	W, 85-79
1/4	at Lindenwood *	St. Charles, Mo.	L, 82-90
1/6	at Lincoln *	Jefferson City, Mo.	W, 87-72
1/9	Central Missouri *	Pittsburg, Kan.	L, 62-88
1/11	Missouri Western *	Pittsburg, Kan.	L, 85-82
1/15	at Emporia State *	Emporia, Kan.	L, 75-83
1/18	at Washburn *	Topeka, Kan.	L, 80-83
1/22	Nebraska-Kearney *	Pittsburg, Kan.	L, 80-82
1/25	Fort Hays State *	Pittsburg, Kan.	L, 75-78
2/1	at Central Oklahoma *	Edmond, Okla.	L, 73-74
2/4	Southwest Baptist *	Pittsburg, Kan.	L, 74-89
2/8	Central Oklahoma *	Pittsburg, Kan.	L, 72-80
2/13	at Nebraska-Kearney *	Kearney, Neb.	L, 83-92
2/15	at Fort Hays State *	Hays, Kan.	L, 69-87
2/19	at Northeastern State *	Tahlequah, Okla.	L, 60-61
2/22	at Missouri Southern *	Joplin, Mo.	L, 90-110
2/26	Emporia State *	Pittsburg, Kan.	W, 84-76
3/1	Washburn * +	Pittsburg, Kan.	L, 76-80

Head Coach: Kevin Muff
Record: 20-12, 12-7 MIAA
MIAA Postseason Tournament Champion
NCAA Division II Tournament Qualifier

Date	Opponent	Site	Score
11/15	vs. Augustana (S.D.)	Sioux Falls, S.D.	L, 69-86
11/16	vs. Northern State	Sioux Falls, S.D.	L, 68-75
11/19	at Arkansas Tech	Russellville, Ark.	W, 76-56
11/26	at West Texas A&M	Canyon, Texas	L, 63-72
11/28	at Tarleton State	Stephenville, Texas	L, 59-65
11/29	vs. Texas A&M-Kingsville	Stephenville, Texas	W, 95-83
12/2	Newman	Pittsburg, Kan.	W, 82-66
12/6	Northwest Missouri *	Pittsburg, Kan.	W, 69-67
12/20	at Southwest Baptist *	Bolivar, Mo.	W, 73-72
12/31	Arkansas Tech	Pittsburg, Kan.	W, 73-68
1/3	Lindenwood *	Pittsburg, Kan.	L, 65-69
1/5	Lincoln *	Pittsburg, Kan.	W, 74-50
1/8	at Central Missouri *	Warrensburg, Mo.	L, 54-66
1/10	at Missouri Western *	St. Joseph, Mo.	W, 63-61
1/14	Emporia State *	Pittsburg, Kan.	W, 59-58
1/17	Washburn *	Pittsburg, Kan.	W, 82-40
1/22	at Nebraska-Kearney *	Kearney, Neb.	L, 64-68

2012-13

Head Coach: Kevin Muff
Record: 16-13, 11-11 MIAA

Date	Opponent	Site	Score
11/13	vs. Minnesota State	Joplin, Mo.	W, 85-69
11/14	vs. St. Cloud State	Joplin, Mo.	W, 85-69
11/17	at Newman	Wichita, Kan.	L, 89-98
11/19	William Jewell	Pittsburg, Kan.	W, 100-97
11/27	at Regis (Colo.)	Denver, Colo.	W, 80-62
11/28	at Metro State	Denver, Colo.	W, 72-61
12/2	Northeastern State *	Pittsburg, Kan.	W, 106-99
12/5	Central Oklahoma *	Pittsburg, Kan.	W, 74-71
12/10	at Missouri Western *	St. Joseph, Mo.	L, 66-69
12/13	at Northwest Missouri *	Maryville, Mo.	L, 48-73
12/16	Washburn *	Pittsburg, Kan.	L, 63-76
12/19	Emporia State *	Pittsburg, Kan.	L, 66-70
1/2	at Fort Hays State *	Hays, Kan.	L, 78-89
1/4	at Nebraska-Kearney *	Kearney, Neb.	L, 75-91
1/7	Central Missouri *	Pittsburg, Kan.	W, 80-69
1/9	Southwest Baptist *	Pittsburg, Kan.	L, 71-83
1/16	Missouri Southern *	Pittsburg, Kan.	W, 89-80
1/21	at Lindenwood *	St. Charles, Mo.	W, 70-66
1/23	at Lincoln *	Jefferson City, Mo.	L, 63-68
1/27	Missouri Western *	Pittsburg, Kan.	W, 95-73
1/30	Northwest Missouri *	Pittsburg, Kan.	L, 74-81
2/3	at Washburn *	Topeka, Kan.	L, 82-71
2/6	at Emporia State *	Emporia, Kan.	L, 66-78
2/11	Fort Hays State *	Pittsburg, Kan.	W, 101-92
2/13	Nebraska-Kearney *	Pittsburg, Kan.	W, 77-61
2/17	at Central Missouri *	Warrensburg, Mo.	W, 74-72
2/20	at Southwest Baptist *	Bolivar, Mo.	W, 85-72
2/27	at Missouri Southern *	Joplin, Mo.	L, 82-86
3/1	Lindenwood #	Pittsburg, Kan.	L, 68-77

2013-14

Head Coach: Kevin Muff
Record: 8-18, 4-15 MIAA

Date	Opponent	Site	Score
11/13	at Newman	Wichita, Kan.	L, 76-80
11/19	at William Jewell	Liberty, Mo.	L, 80-93
11/22	Bethany	Pittsburg, Kan.	W, 108-77
11/23	Avila	Pittsburg, Kan.	W, 96-84
11/29	vs. Eastern New Mexico	Canyon, Texas.	W, 86-82
11/30	at West Texas A&M	Canyon, Texas.	L, 58-70
12/5	at Northwest Missouri *	Maryville, Mo.	L, 59-75
12/18	West Texas A&M	Pittsburg, Kan.	W, 85-79
1/4	at Lindenwood *	St. Charles, Mo.	L, 82-90
1/6	at Lincoln *	Jefferson City, Mo.	W, 87-72
1/9	Central Missouri *	Pittsburg, Kan.	L, 62-88
1/11	Missouri Western *	Pittsburg, Kan.	L, 85-82
1/15	at Emporia State *	Emporia, Kan.	L, 75-83
1/18	at Washburn *	Topeka, Kan.	L, 80-83
1/22	Nebraska-Kearney *	Pittsburg, Kan.	L, 80-82
1/25	Fort Hays State *	Pittsburg, Kan.	L, 75-78
2/1	at Central Oklahoma *	Edmond, Okla.	L, 73-74
2/4	Southwest Baptist *	Pittsburg, Kan.	L, 74-89
2/8	Central Oklahoma *	Pittsburg, Kan.	L, 72-80
2/13	at Nebraska-Kearney *	Kearney, Neb.	L, 83-92
2/15	at Fort Hays State *	Hays, Kan.	L, 69-87
2/19	at Northeastern State *	Tahlequah, Okla.	L, 60-61
2/22	at Missouri Southern *	Joplin, Mo.	L, 90-110
2/26	Emporia State *	Pittsburg, Kan.	W, 84-76
3/1	Washburn * +	Pittsburg, Kan.	L, 76-80

2014-15

Head Coach: Kevin Muff
Record: 20-12, 12-7 MIAA

Date	Opponent	Site	Score
11/15	vs. Augustana (S.D.)	Sioux Falls, S.D.	L, 69-86
11/16	vs. Northern State	Sioux Falls, S.D.	L, 68-75
11/19	at Arkansas Tech	Russellville, Ark.	W, 76-56
11/26	at West Texas A&M	Canyon, Texas	L, 63-72
11/28	at Tarleton State	Stephenville, Texas	L, 59-65
11/29	vs. Texas A&M-Kingsville	Stephenville, Texas	W, 95-83
12/2	Newman	Pittsburg, Kan.	W, 82-66
12/6	Northwest Missouri *	Pittsburg, Kan.	W, 69-67
12/20	at Southwest Baptist *	Bolivar, Mo.	W, 73-72
12/31	Arkansas Tech	Pittsburg, Kan.	W, 73-68
1/3	Lindenwood *	Pittsburg, Kan.	L, 65-69
1/5	Lincoln *	Pittsburg, Kan.	W, 74-50
1/8	at Central Missouri *	Warrensburg, Mo.	L, 54-66
1/10	at Missouri Western *	St. Joseph, Mo.	W, 63-61
1/14	Emporia State *	Pittsburg, Kan.	W, 59-58
1/17	Washburn *	Pittsburg, Kan.	W, 82-40
1/22	at Nebraska-Kearney *	Kearney, Neb.	L, 64-68

1/24	at Fort Hays State *	Hays, Kan.	W, 69-64
1/28	at Northeastern State *	Tahlequah, Okla.	W, 76-66
1/31	Central Oklahoma *	Pittsburg, Kan.	W, 78-61
2/7	at Central Oklahoma *	Edmond, Okla.	L, 65-82
2/12	Nebraska-Kearney *	Pittsburg, Kan.	W, 101-73
2/14	Fort Hays State *	Pittsburg, Kan.	W, 77-63
2/18	Northeastern State *	Pittsburg, Kan.	W, 87-73
2/21	Missouri Southern *	Pittsburg, Kan.	L, 63-66
2/25	at Emporia State *	Emporia, Kan.	L, 67-74
2/28	at Washburn *	Topeka, Kan.	L, 48-63
3/2	Northeastern State #	Pittsburg, Kan.	W, 69-54
3/5	vs. Lindenwood #	Kansas City, Mo.</	

ALL-TIME SCORES

11/24	vs. Tampa	St. Petersburg, Fla.	W, 86-78
11/25	vs. Eckerd	St. Petersburg, Fla.	L, 105-114
11/30	at Nebraska-Kearney*	Kearney, Neb.	L, 89-101
12/2	at Fort Hays State*	Hays, Kan.	L, 74-77
12/7	Lindenwood*	Pittsburg, Kan.	L, 85-90
12/9	Lincoln	Pittsburg, Kan.	W, 77-66
12/16	Baptist Bible College	Pittsburg, Kan.	W, 120-31
12/30	Central Christian College	Pittsburg, Kan.	W, 112-53
1/3	Missouri Western*	Pittsburg, Kan.	W, 82-77
1/6	Northwest Missouri*	Pittsburg, Kan.	L, 58-84
1/11	at Lincoln*	Jefferson City, Mo.	L, 70-75
1/13	at Lindenwood*	St. Charles, Mo.	W, 85-65
1/17	Emporia State*	Pittsburg, Kan.	W, 87-87
1/20	Washburn*	Pittsburg, Kan.	W, 76-74
1/25	at Central Oklahoma*	Edmond, Okla.	L, 88-91
1/27	at Northeastern State*	Tahlequah, Okla.	W, 96-82
2/3	Missouri Southern*	Pittsburg, Kan.	L, 76-90
2/7	at Central Missouri*	Warrensburg, Mo.	L, 64-78
2/10	Southwest Baptist*	Pittsburg, Kan.	W, 84-78
2/15	at Northwest Missouri*	Maryville, Mo.	L, 64-78
2/17	at Missouri Western*	St. Joseph, Mo.	W, 93-89
2/20	at Missouri Southern*	Joplin, Mo.	L, 88-92
2/24	Central Missouri*	Pittsburg, Kan.	W, 74-70
2/27	Lincoln #	Pittsburg, Kan.	W, 81-60
3/2	vs. Northwest Missouri #	Kansas City, Mo.	L, 73-79

+ Mid-America Intercollegiate
MIAA Tournament
+ overtime

2018-19

Head Coach: Kim Anderson			
Record: 17-13, 9-10 MIAA			
Date	Opponent	Site	Score
11/9	vs. Wayne State	Warrensburg, Mo.	L, 92-95
11/10	vs. Harding	Warrensburg, Mo.	W, 99-76
11/10	Arkansas-Fort Smith	Pittsburg, Kan.	W, 79-71
11/19	vs. Maryville	Kansas City, Mo.	W, 71-66
11/23	East Central	Pittsburg, Kan.	W, 92-84
11/29	Nebraska Christian	Pittsburg, Kan.	W, 107-63
12/5	Northeastern State*	Pittsburg, Kan.	W, 86-78
12/8	Central Oklahoma*	Pittsburg, Kan.	W, 77-76
12/17	vs. Indianapolis	Las Vegas, Nev.	W, 89-76
12/18	vs. West Texas A&M	Las Vegas, Nev.	L, 80-93
12/29	Baker	Pittsburg, Kan.	W, 98-61
1/3	at Lincoln*	Jefferson City, Mo.	L, 85-96
1/5	at Lindenwood*	St. Charles, Mo.	W, 85-76
1/9	Southwest Baptist*	Pittsburg, Kan.	W, 87-76
1/12	Central Missouri*	Pittsburg, Kan.	W, 78-69
1/17	at Central Oklahoma*	Edmond, Okla.	W, 90-74
1/19	at Northeastern State*	Tahlequah, Okla.	L, 64-83
1/23	Emporia State*	Pittsburg, Kan.	W, 90-66
1/26	Washburn*	Pittsburg, Kan.	L, 82-92
1/31	at Northwest Missouri*	Maryville, Mo.	L, 83-11
2/2	at Missouri Western*	St. Joseph, Mo.	L, 87-95+
2/7	Fort Hays State*	Pittsburg, Kan.	L, 75-77
2/9	Nebraska-Kearney*	Pittsburg, Kan.	L, 63-65
2/16	Missouri Southern*	Pittsburg, Kan.	L, 84-95
2/19	at Missouri Southern*	Joplin, Mo.	L, 81-94
2/21	at Emporia State*	Emporia, Kan.	W, 73-69
2/28	at Nebraska-Kearney*	Kearney, Neb.	W, 83-75
3/2	at Fort Hays State*	Hays, Kan.	L, 61-71
3/8	vs. Missouri Southern#	Kansas City, Mo.	W, 89-80
3/9	vs. Washburn #	Kansas City, Mo.	L, 94-99

+ overtime
* Mid-America Intercollegiate
MIAA Tournament

2019-20

Head Coach: Kim Anderson			
Record: 12-18, 7-12 MIAA			
Date	Opponent	Site	Score
11/8	vs. Upper Iowa	Kansas City, Mo.	L, 62-73
11/9	vs. Sioux Falls	Kansas City, Mo.	W, 62-55
11/23	Baptist Bible	Pittsburg, Kan.	W, 110-57
11/29	Hastings	Pittsburg, Kan.	W, 72-69
11/30	Avila	Pittsburg, Kan.	W, 78-67
12/3	at Missouri Southern*	Joplin, Mo.	L, 64-95
12/5	Washburn	Pittsburg, Kan.	L, 59-66
12/18	Henderson State	Pittsburg, Kan.	L, 78-88
12/21	Montana State-Billings	Las Vegas, Nev.	L, 76-85
12/22	Drury +	Las Vegas, Nev.	L, 92-94
12/31	Bethany	Pittsburg, Kan.	L, 89-93
1/4	at Nebraska-Kearney* +	Kearney, Neb.	L, 80-81
1/6	at Fort Hays State*	Hays, Kan.	W, 79-68
1/9	Newman*	Pittsburg, Kan.	W, 65-62
1/11	Central Oklahoma*	Pittsburg, Kan.	L, 73-78
1/15	at Central Missouri*	Warrensburg, Mo.	W, 68-57
1/18	at Lincoln*	Jefferson City, Mo.	L, 84-85
1/25	Missouri Southern*	Pittsburg, Kan.	L, 72-79
1/29	Rogers State*	Pittsburg, Kan.	L, 72-80
2/1	at Northeastern State*	Pittsburg, Kan.	W, 64-59
2/6	at Emporia State*	Emporia, Kan.	W, 77-74
2/8	at Washburn*	Topeka, Kan.	L, 75-76
2/12	Missouri Western*	Pittsburg, Kan.	L, 79-95
2/15	Northwest Missouri	Pittsburg, Kan.	L, 60-95
2/20	at Missouri Western*	St. Joseph, Mo.	L, 76-94
2/22	at Northwest Missouri*	Maryville, Mo.	L, 64-73
2/26	Lincoln*	Pittsburg, Kan.	W, 73-56
2/29	Central Missouri*	Pittsburg, Kan.	W, 80-73
3/4	vs. Nebraska-Kearney #	Kansas City, Mo.	W, 79-76
3/5	vs. Rogers State #	Kansas City, Mo.	L, 69-71

+ overtime
* Mid-America Intercollegiate
MIAA Tournament

Head Coach: Kim Anderson			
Record: 10-12, 10-12 MIAA			
Date	Opponent	Site	Score
11/21	at Central Oklahoma*	Edmond, Okla.	W, 72-70
11/24	at Newman*	Wichita, Kan.	W, 72-70
11/28	at Central Missouri*	Warrensburg, Mo.	L, 80-88
12/3	Rogers State*	Pittsburg, Kan.	L, 80-78
12/5	Northeastern State*	Pittsburg, Kan.	W, 81-71
12/10	at Lincoln*	Jefferson City, Mo.	L, 55-76
12/17	Missouri Western*	Pittsburg, Kan.	W, 87-84
1/2	Northwest Missouri*	Pittsburg, Kan.	L, 69-84
1/9	Missouri Southern*	Pittsburg, Kan.	W, 83-67
1/14	at Emporia State*	Emporia, Kan.	L, 72-75
1/16	at Washburn*	Topeka, Kan.	L, 62-84
1/21	Nebraska-Kearney*	Pittsburg, Kan.	L, 72-85
1/23	Fort Hays State*	Pittsburg, Kan.	W, 79-68
1/28	at Northeastern State*	Tahlequah, Okla.	W, 68-62
1/30	at Rogers State*	Claremore, Okla.	W, 86-75
2/4	Central Missouri*	Pittsburg, Kan.	W, 79-72
2/6	Lincoln*	Pittsburg, Kan.	W, 85-77
2/11	at Northwest Missouri*	Maryville, Mo.	L, 75-87
2/13	at Missouri Western*	St. Joseph, Mo.	L, 81-82
2/20	at Missouri Southern*	Joplin, Mo.	L, 74-93
2/25	Emporia State*	Pittsburg, Kan.	L, 57-78
2/27	Newman*	Pittsburg, Kan.	L, 77-79

* Mid-America Intercollegiate

2020-21

Date	Opponent	Site	Score
11/10	vs. Wayne State	Warrensburg, Mo.	L, 68-79
11/11	vs. Harding	Warrensburg, Mo.	L, 66-69
11/11	Arkansas-Fort Smith	Joplin, Mo.	L, 62-71
11/19	vs. Maryville	Joplin, Mo.	L, 72-81
11/23	East Central	Arkadelphia, Ark.	L, 57-59
11/29	Nebraska Christian	Pittsburg, Kan.	W, 68-50
12/5	Northeastern State*	Pittsburg, Kan.	W, 71-66
12/8	Central Oklahoma*	Pittsburg, Kan.	L, 60-79
12/8	at Rogers State*	Claremore, Okla.	L, 70-82
12/11	at Northeastern State*	Tahlequah, Okla.	L, 42-59
12/15	Lincoln*	Pittsburg, Kan.	W, 86-75
12/18	Central Missouri*	Pittsburg, Kan.	L, 58-66
1/3	at Missouri Western*	St. Joseph, Mo.	W, 72-64
1/3	at Northwest Missouri*	Maryville, Mo.	L, 64-74
1/13	Emporia State*	Pittsburg, Kan.	L, 59-74
1/15	Washburn*	Pittsburg, Kan.	L, 79-80
1/20	at Nebraska Kearney*	Kearney, Neb.	L, 79-88
1/22	at Fort Hays State*	Hays, Kan.	L, 51-70
1/27	Northeastern State*	Pittsburg, Kan.	L, 54-60
1/29	Rogers State*	Pittsburg, Kan.	W, 88-79
2/5	at Lincoln*	Jefferson City, Mo.	L, 87-98
2/7	at Central Missouri*	Warrensburg, Mo.	W, 71-68
2/10	Northwest Missouri*	Pittsburg, Kan.	L, 68-80
2/12	Missouri Western*	Pittsburg, Kan.	L, 53-75
2/16	at Missouri Southern*	Joplin, Mo.	W, 95-82
2/19	Missouri Southern*	Pittsburg, Kan.	W, 73-71
2/23	at Emporia State*	Emporia, Kan.	L, 52-75
2/26	at Newman*	Wichita, Kan.	L, 63-73

2021-22

Head Coach: Kim Anderson			
Record: 8-20, 7-15 MIAA			
Date	Opponent	Site	Score
11/12	Winona State	Kansas City, Mo.	L, 68-79
11/14	Upper Iowa	Kansas City, Mo.	L, 66-69
11/19	Truman	Joplin, Mo.	L, 62-71
11/20	Southwest Baptist	Joplin, Mo.	L, 72-81
11/24	Henderson State	Arkadelphia, Ark.	L, 57-59
11/27	Baker	Pittsburg, Kan.	W, 68-50
12/1	Newman*	Pittsburg, Kan.	W, 71-66
12/4	Central Oklahoma*	Pittsburg, Kan.	L, 60-79
12/8	at Rogers State*	Claremore, Okla.	L, 70-82
12/11	at Northeastern State*	Tahlequah, Okla.	L, 42-59
12/15	Lincoln*	Pittsburg, Kan.	W, 86-75
12/18	Central Missouri*	Pittsburg, Kan.	L, 58-66
1/3	at Missouri Western*	St. Joseph, Mo.	W, 72-64
1/3	at Northwest Missouri*	Maryville, Mo.	L, 64-74
1/13	Emporia State*	Pittsburg, Kan.	L, 59-74
1/15	Washburn*	Pittsburg, Kan.	L, 79-80
1/20	at Nebraska Kearney*	Kearney, Neb.	L, 79-88
1/22	at Fort Hays State*	Hays, Kan.	L, 51-70
1/27	Northeastern State*	Pittsburg, Kan.	L, 54-60
1/29	Rogers State*	Pittsburg, Kan.	W, 88-79
2/5	at Lincoln*	Jefferson City, Mo.	L, 87-98
2/7	at Central Missouri*	Warrensburg, Mo.	W, 71-68
2/10	Northwest Missouri*	Pittsburg, Kan.	L, 68-80
2/12	Missouri Western*	Pittsburg, Kan.	L, 53-75
2/16	at Missouri Southern*	Joplin, Mo.	W, 95-82
2/19	Missouri Southern*	Pittsburg, Kan.	W, 73-71
2/23	at Emporia State*	Emporia, Kan.	L, 52-75
2/26	at Newman*	Wichita, Kan.	L, 63-73

* Mid-America Intercollegiate

2022-23

Head Coach: Jeff Boschee			
Record: 8-20, 5-17 MIAA			
Date	Opponent	Site	Score
11/11	vs. Winona State	Kansas City, Mo.	L, 50-60
11/13	vs. Sioux Falls	Kansas City, Mo.	W, 82-74
11/18	Quincy	Pittsburg, Kan.	L, 58-82
11/19	Illinois Springfield	Pittsburg, Kan.	L, 60-62
11/22	Harris-Stowe	Pittsburg, Kan.	W, 80-75
11/28	Lincoln*	Pittsburg, Kan.	W, 66-54
12/1	Missouri Western*	Pittsburg, Kan.	L, 65-66
12/3	Northwest Missouri*	Pittsburg, Kan.	L, 62-73
12/7	at Newman*	Wichita, Kan.	W, 69-64
12/11	at Central Oklahoma*	Edmond, Okla.	L, 60-77
12/17	Central Missouri*	Pittsburg, Kan.	L, 62-64
12/29	Avila	Pittsburg, Kan.	W, 66-54
1/2	at Missouri Southern*	Joplin, Mo.	L, 63-84
1/5	at Nebraska-Kearney*	Kearney, Neb.	L, 61-63
1/7	at Fort Hays State*	Hays, Kan.	L, 55-83
1/12	Emporia State*	Pittsburg, Kan.	L, 63-79
1/14	Washburn*	Pittsburg, Kan.	L, 63-93
1/19	at Rogers State*	Claremore, Okla.	L, 70-82
1/21	at Northeastern State*	Tahlequah, Okla.	L, 67-80
1/26	Central Oklahoma*	Pittsburg, Kan.	L, 70-80
1/28	Newman*	Pittsburg, Kan.	W, 93-81
2/2	at Central Missouri*	Warrensburg, Mo.	L, 73-81
2/4	at Lincoln*	Jefferson City, Mo.	L, 71-90
2/11	Missouri Southern* +	Pittsburg, Kan.	L, 93-103
2/16	Fort Hays State*	Pittsburg, Kan.	L, 49-71
2/18	Nebraska-Kearney*	Pittsburg, Kan.	W, 93-85
2/23	at Emporia State*	Emporia, Kan.	W, 68-67
2/25	at Missouri Western*	St. Joseph, Mo.	L, 45-69

Jeff Boschee

2023-24 (2 Yr)
29 wins, 31 losses (.483)

Conference Titles (0)
National Tournament Appearances (1)



+ overtime
* Mid-America Intercollegiate

2023-24

Head Coach: Jeff Boschee
Record: 21-11, 15-7 MIAA
NCAA Division II Tournament Qualifier
MIAA Tournament Runner-Up

Date	Opponent	Site	Score
11/10	St. Cloud State	Kansas City, Mo.	L, 73-80
11/11	Sioux Falls	Kansas City, Mo.	W, 67-66
11/21	McPherson College	Pittsburg, Kan.	W, 75-54
11/25	William Jewell	Pittsburg, Kan.	L, 72-85
11/30	at Missouri Western*	St. Joseph, Mo.	L, 75-85
12/2	at #15 Northwest Missouri*	Maryville, Mo.	L, 67-77
12/7	Newman*	Pittsburg, Kan.	W, 82-66
12/9	#3 Central Oklahoma*	Pittsburg, Kan.	W, 75-66
12/18	Truman State	Las Vegas, Nev.	W, 94-88
12/19	Henderson State	Las Vegas, Nev.	W, 97-87
12/30	at Lincoln*	Jefferson City, Mo.	W, 77-60
1/6	Missouri Southern*	Pittsburg, Kan.	L, 74-81
1/11	Nebraska - Kearney*	Pittsburg, Kan.	W, 90-76
1/13	Fort Hays State*	Pittsburg, Kan.	W, 74-62
1/17	at Emporia State*	Emporia, Kan.	L, 61-70
1/20	at Washburn*	Topeka, Kan.	L, 74-81
1/24	Rogers State*	Pittsburg, Kan.	L, 79-86
1/27	Northeastern State*	Pittsburg, Kan.	W, 97-73
1/30	at Central Missouri*	Warrensburg, Mo.	W, 63-58
2/1	at Central Oklahoma*	Edmond, Okla.	W, 71-69
2/3	at Newman*	Wichita, Kan.	W, 77-60
2/7	Central Missouri*	Pittsburg, Kan.	W, 69-60
2/10	Lincoln*	Pittsburg, Kan.	W, 75-56
2/17	at Missouri Southern*	Joplin, Mo.	L, 72-75
2/22	at #14 Fort Hays State*	Hays, Kan.	W, 67-63
2/24	at Nebraska - Kearney*	Kearney, Neb.	W, 90-64
2/28	Emporia State*	Pittsburg, Kan.	W, 79-76
3/2	Missouri Western* ++	Pittsburg, Kan.	W, 86-83
3/8	Central Oklahoma %	Kansas City, Mo.	W, 84-65
3/9	#16 Fort Hays State %	Kansas City, Mo.	W, 69-51
3/10	#4 Northwest Missouri %	Kansas City, Mo.	L, 65-78

NCAA DIVISION II NATIONAL TOURNAMENT

3/16 #11 Minnesota - Moorhead Manakto, Minn. L, 55-73
++ double overtime
* Mid-America Intercollegiate
% MIAA Tournament

ALL-TIME SERIES HISTORY

Opponent	W- L	First Met	Result	Last Met	Result
Abilene Christian	0- 1	Mar. 5, 1999	L, 59-79	Mar. 5, 1999	L, 59-79
Alaska-Anchorage	0- 2	Dec. 18, 1989	L, 55-85	Dec. 19, 1989	L, 63-87
Alaska-Fairbanks	2- 1	Dec. 15, 1989	L, 80-84	Dec. 20, 1991	W, 94-79
Alba	1- 0	Jan. 11, 1912	W, 56-10	Jan. 11, 1912	W, 56-10
All-Service	1- 0	Jan. 22, 1919	W, 46-19	Jan. 22, 1919	W, 46-19
Alma Athletic Club	1- 0	Feb. 1, 1911	W, 62-27	Feb. 1, 1911	W, 62-27
Ameth DeMolay	1- 0	Mar. 12, 1928	W, 50-21	Mar. 12, 1928	W, 50-21
Angelo State	1- 0	Dec. 18, 2007	W, 58-54	Dec. 18, 2007	W, 58-54
Arkansas	8-16	Jan. 6, 1930	W, 36-23	Dec. 10, 1970	L, 82-107
Arkansas-Fort Smith	2- 1	Dec. 18, 2012	W, 84-76	Nov. 17, 2018	W, 79-71
Arkansas State	5- 9	Jan. 5, 1948	W, 43-40	Feb. 4, 1963	L, 59-63
Arkansas Tech	4- 6	Dec. 28, 1950	L, 54-63	Dec. 31, 2014	W, 73-68
Army Battery C&D	1- 1	Jan. 4, 1918	L, 21-27	Jan. 5, 1918	W, 47-24
Arts & Science, Okla.	1- 1	Nov. 18, 1976	L, 65-75	Dec. 11, 2004	102-76
Atchison American Legion	1- 0	Dec. 21, 1920	W, 34-14	Dec. 21, 1920	W, 34-14
Athens State, Ala.	0- 1	Mar. 8, 1966	L, 79-88	Mar. 8, 1966	L, 79-88
Augustana, S.D.	0- 1	Nov. 15, 2014	L, 69-86	Nov. 15, 2014	L, 69-86
Austin College	2- 0	Dec. 10, 1960	W, 76-54	Dec. 16, 1961	W, 78-77
Avila, Mo.	10- 1	Feb. 11, 1981	L, 85-89	Dec. 29, 2022	W, 66-54
Bacone	1- 0	Dec. 1, 2001	W, 89-37	Dec. 1, 2001	W, 89-37
Baker	16-10	Mar. 3, 1916	Lost	Nov. 27, 2021	W, 68-50
Baptist Bible	3- 0	Jan. 19, 1982	W, 65-61	Nov. 23, 2019	W, 110-57
Bartlesville Wesleyan	2- 2	Dec. 10, 1987	W, 68-62	Dec. 13, 1997	W, 103-57
Baylor	1- 0	Dec. 30, 1939	W, 48-43	Dec. 30, 1939	W, 48-43
Belhaven	1- 0	Dec. 7, 1984	W, 79-67	Dec. 7, 1984	W, 79-67
Bemidji State	0- 3	Mar. 11, 1941	L, 33-35	Nov. 25, 2005	L, 66-71
Benedictine	61-46	Feb. 19, 1918	L, 20-29	Dec. 21, 2009	W, 96-76
Benedictine Heights	4- 0	Dec. 17, 1958	W, 81-59	Jan. 13, 1960	W, 62-55
Bethany	9- 4	Jan. 13, 1922	L, 12-24	Dec. 31, 2019	L, 89-93
Bethel	7- 3	Feb. 5, 1924	L, 25-35	Nov. 23, 1999	W, 75-49
Calvary Bible	1- 0	Dec. 2, 2003	W, 110-45	Dec. 2, 2003	W, 110-45
Cameron	2- 3	Nov. 20, 1992	L, 66-78	Nov. 17, 2007	W, 85-50
Camp Chaffee	0- 1	Dec. 16, 1943	L, 46-57	Dec. 16, 1943	L, 46-57
Camp Crowder	7- 1	Dec. 7, 1942	W, 58-27	Dec. 11, 1946	L, 37-43
Carey Salt	3- 0	Jan. 19, 1929	W, 40-29	Jan. 29, 1930	W, 44-29
Carthage YMCA	1- 1	Dec. 23, 1911	L, 36-50	Jan. 2, 1922	W, 36-27
Central Arkansas	2- 1	Mar. 9, 1942	W, 37-34	Nov. 21, 1998	W, 84-65
Central Baptist	1- 0	Dec. 6, 2003	W, 94-65	Dec. 6, 2003	W, 94-65
Central Bible	3- 0	Dec. 10, 2002	W, 109-64	Nov. 20, 2010	W, 75-45
Central Christian	2- 0	Nov. 20, 1999	W, 96-47	Dec. 30, 2017	W, 112-53
Central Missouri	51-77	Feb. 9, 1917	L, 29-53	Feb. 7, 2024	W, 69-60
Central Methodist	2- 1	Dec. 19, 1951	W, 52-46	Nov. 14, 1998	W, 95-58
Central Oklahoma	20-23	Feb. 21, 1916	L, 30-68	Mar. 8, 2024	W, 84-65
Chillico Indians	0- 1	Feb. 23, 1916	L, 27-55	Feb. 23, 1916	L, 27-55
Christian Brothers	1- 0	Nov. 25, 1995	W, 85-62	Nov. 25, 1995	W, 85-62
Coffeyville CC	2- 0	Dec. 14, 1933	W, 32-24	Jan. 27, 1934	W, 32-24
Colorado	3- 1	Dec. 22, 1933	W, 22-15	Jan. 2, 1935	W, 29-15
Colorado-Colorado Springs	2- 0	Nov. 21, 1992	W, 76-40	Nov. 21, 2003	W, 73-55
Colorado Mines	1- 1	Nov. 19, 2005	L, 39-52	Nov. 25, 2006	W, 53-39
Concordia, Minn.	0- 1	Dec. 16, 1937	L, 31-38	Dec. 16, 1937	L, 31-38
Culver-Stockton	2- 0	Dec. 6, 1958	W, 56-53	Nov. 20, 1975	W, 72-58
Dakota Wesleyan	0- 1	Dec. 28, 1963	L, 88-90	Dec. 28, 1963	L, 88-90
Denver	0- 1	Dec. 9, 1986	L, 59-78	Dec. 9, 1986	L, 59-78
Dixie State	1- 0	Dec. 19, 2012	W, 67-63	Dec. 18, 2012	W, 67-63
Doane	1- 0	Jan. 6, 1984	W, 71-69	Jan. 6, 1984	W, 71-69
Drury	34-28	Feb. 2, 1910	L, 24-26	Dec. 22, 2019	L, 92-94
East Central, Okla.	9- 5	Dec. 14, 1937	W, 45-28	Nov. 23, 2018	W, 92-84
Eastern Illinois	0- 1	Dec. 18, 1941	L, 44-45	Dec. 18, 1941	L, 44-45
Eastern New Mexico	3- 0	Dec. 18, 2004	W, 83-63	Nov. 29, 2013	W, 86-84
Eckerd	0- 1	Nov. 25, 2017	L, 105-114	Nov. 25, 2017	L, 105-114
Elon	1- 0	Mar. 13, 1956	W, 77-55	Mar. 13, 1956	W, 77-55

Opponent	W- L	First Met	Result	Last Met	Result
College of Emporia	17- 7	Jan. 24, 1920	W, 34-28	Feb. 2, 1933	W, 42-31
Emporia State	100-104	Feb. 2, 1917	L, 24-48	Feb. 28, 2024	W, 79-76
Erie HS	4- 0	Dec. 19, 1908	W, 16-15	Jan. 31, 1919	W, 53-11
Evangel	9- 2	Dec. 5, 1981	W, 62-58	Nov. 11, 2008	L, 94-98
Findlay	0- 1	Mar. 8, 1960	L, 61-76	Mar. 8, 1960	L, 61-76
Fort Hays State	78-91	Jan. 23, 1917	L, 26-47	Mar. 9, 2024	W, 69-51
Fort Leavenworth	1- 1	Jan. 22, 1945	W, 57-35	Feb. 12, 1945	L, 47-61
Fort Lewis	1- 0	Dec. 29, 1969	W, 95-85	Dec. 29, 1969	W, 95-85
Fort Scott HS	4- 0	Jan. 22, 1909	W, 32-31	Feb. 10, 1914	W, 44-26
Fort Scott YMCA	1- 0	Jan. 25, 1910	W, 37-35	Jan. 25, 1910	W, 37-35
Friends	3- 6	Jan. 19, 1921	W, 45-18	Dec. 18, 1993	L, 61-65
Gardner-Webb	0- 1	Mar. 15, 1972	L, 87-91	Mar. 15, 1972	L, 87-91
Georgia Southwestern	1- 0	Nov. 30, 1996	W, 73-69	Nov. 30, 1996	W, 73-69
Georgia State	1- 0	Mar. 14, 1956	W, 99-72	Mar. 14, 1956	W, 99-72
Graceland	1- 0	Nov. 23, 1985	W, 96-65	Nov. 23, 1985	W, 96-65
Grandview	1- 0	Nov. 28, 1991	W, 84-66	Nov. 28, 1991	W, 84-66
Gustavus Adolphus	1- 0	Dec. 27, 1963	W, 84-73	Dec. 27, 1963	W, 84-73
Hannibal-Lagrange	1- 0	Dec. 2, 2005	W, 82-50	Dec. 2, 2005	W, 82-50
Hardin-Simmons	1- 2	Dec. 20, 1965	L, 70-81	Dec. 2, 1966	L, 62-83
Harding	3- 1	Nov. 25, 1989	L, 68-82	Nov. 10, 2018	W, 99-76
Harris-Stowe	1- 0	Nov. 22, 2022	W, 80-75	Nov. 22, 2022	W, 80-75
Haskell Indian Nations	11- 6	Feb. 26, 1917	L, 28-31	Nov. 15, 2017	W, 90-50
Hastings	1- 0	Nov. 29, 2019	W, 72-69	Nov. 29, 2019	W, 72-69
Henderson State	3- 2	Nov. 26, 1994	W, 101-71	Dec. 19, 2023	W, 97-87
Howard Payne	0- 1	Nov. 26, 1977	L, 54-94	Nov. 26, 1977	L, 54-94
College of Idaho	1- 0	Dec. 29, 1961	W, 79-67	Dec. 29, 1961	W, 79-67
Idaho State	0- 1	Dec. 30, 1961	L, 47-57	Dec. 30, 1961	L, 47-57
Illinois State	0- 1	Dec. 29, 1965	L, 77-78	Dec. 29, 1965	L, 77-78
Illinois Springfield	0- 1	Nov. 19, 2022	L, 60-62	Nov. 19, 2022	L, 60-62
Independence Air Base	2- 0	Dec. 11, 1944	W, 41-30	Jan. 15, 1945	W, 44-33
Independence CC	5- 0	Dec. 7, 1939	W, 49-25	Dec. 1, 1947	W, 40-38
Indianapolis	1- 0	Dec. 17, 2018	W, 89-76	Dec. 17, 2018	W, 89-76
Indiana State	1- 1	Dec. 20, 1941	L, 34-49	Dec. 13, 1950	W, 60-56
Jasper County Athletic Club	0- 2	Dec. 22, 1911	L, 26-63	Dec. 22, 1911	L, 10-68
John Brown	11- 1	Dec. 8, 1961	W, 73-66	Nov. 26, 1999	W, 68-64
Kansas	0- 5	Jan. 3, 1944	L, 21-35	Oct. 31, 2017	L, 54-100
K.C. Athletic Club	1- 2	Jan. 22, 1924	L, 13-21	Jan. 14, 1927	W, 45-14
Kansas City Life	1- 0	Mar. 14, 1928	W, 37-36	Mar. 14, 1928	W, 37-36
Kansas Mines	2- 1	Feb. 26, 1914	W, 68-21	Feb. 15, 1916	L, 30-37
Kansas Wesleyan	1- 0	Feb. 7, 1924	W, 24-14	Feb. 7, 1924	W, 24-14
Labette CC	3- 0	Jan. 5, 1929	W, 31-15	Dec. 29, 1931	W, 41-19
Langston	1- 0	Nov. 20, 1976	W, 90-77	Nov. 20, 1976	L, 90-77
Lincoln	38-12	Dec. 23, 1964	L, 66-70	Feb. 10, 2024	W, 75-56
Lindenwood	6- 6	Jan. 6, 1989	W, 105-68	Jan. 5, 2019	W, 85-76
Los Angeles Athletic Club	1- 0	Mar. 13, 1923	W, 32-28	Mar. 13, 1923	W, 32-28
Louisiana College	1- 0	Dec. 17, 1983	W, 70-65	Dec. 17, 1983	W, 70-65
Luther	1- 0	Mar. 11, 1942	W, 49-38	Mar. 11, 1942	W, 49-38
Marionville	1- 5	Jan. 13, 1910	L, 22-35	Feb. 21, 1913	W, 36-33
Marymount	3- 8	Mar. 8, 1972	W, 72-65	Mar. 2, 1988	W, 108-99
Maryville	2- 0	Nov. 24, 2007	W, 83-51	Nov. 19, 2018	W, 71-66
McMurry, Texas	0- 1	Dec. 1, 1966	L, 55-62	Dec. 1, 1966	L, 55-62
McNeese State	0- 1	Mar. 16, 1956	L, 72-78	Mar. 16, 1956	L, 72-78
McPherson	6- 3	Jan. 12, 1922	L, 15-27	Nov. 21, 2023	W, 75-54
Mesa State	1- 1	Nov. 27, 1999	W, 86-54	Nov. 18, 2005	L, 62-77
Metropolitan State	2- 0	Dec. 21, 1991	W, 78-68	Nov. 28, 2016	W, 72-61
Mexico City YMCA	2- 0	Jan. 18, 1937	W, 48-24	Feb. 1, 1937	W, 46-34
Mexico University	1- 0	Jan. 16, 1947	W, 66-50	Jan. 16, 1947	W, 66-50
Mid-Mid-America Bible	1- 0	Dec. 12, 1998	W, 105-62	Dec. 12, 1998	W, 105-62
America Christian	3- 0	Nov. 23, 2007	W, 83-61	Nov. 28, 2009	W, 72-55
MidAmerica Nazarene	9- 1	Dec. 5, 1985	W, 81-73	Nov. 18, 2011	W, 93-84
Midwestern State	1- 2	Nov. 25, 1977	L, 61-85	Dec. 19, 2006	L, 71-74



ALL-TIME SERIES HISTORY

Opponent	W- L	First Met	Result	Last Met	Result
Mindenmines HS	1- 0	Jan. 14, 1913	W, 75-14	Jan. 14, 1913	W, 75-14
Minnesota State	2- 1	Nov. 13, 2015	W, 62-59	Nov. 10, 2017	W, 90-80
Minnesota State-Moorhead	0- 2	Mar. 14, 2015	L, 68-80	Mar. 16, 2024	L, 55-73
Missouri-Kansas City	2- 1	Dec. 28, 1956	W, 98-68	Jan. 9, 1986	W, 67-62
Missouri-St. Louis	4-10	Feb. 3, 1990	W, 82-75	Feb. 21, 1996	W, 87-66
Missouri Baptist	4- 2	Dec. 8, 1990	L, 60-67	Nov. 26, 2005	L, 69-75
Missouri S&T	34-19	Dec. 13, 1967	L, 62-76	Nov. 28, 2010	W, 64-61
Missouri Southern	50-64	Dec. 9, 1968	W, 62-56	Feb. 17, 2024	L, 72-75
Missouri Western	40-46	Dec. 3, 1976	L, 80-81	Mar. 2, 2024	W, 86-83 2OT
Missouri Valley	4- 0	Mar. 12, 1942	W, 59-49	Feb. 23, 1965	W, 81-60
Monmouth	1- 0	Feb. 4, 1913	W, 80-12	Feb. 4, 1913	W, 80-12
Montana State-Bilings	0- 1	Dec. 21, 2019	L, 76-85	Dec. 21, 2019	L, 76-85
Mulberry HS	2- 1	Mar. 9, 1911	W, 39-25	Feb. 4, 1919	L, 19-23
Mulberry Town Team	3- 0	Dec. 17, 1920	W, 21-15	Jan. 10, 1921	W, 47-9
Nebraska Christian	1- 0	Nov. 29, 2018	W, 107-63	Nov. 29, 2018	W, 107-63
Nebraska-Kearney	14-35	Dec. 29, 1967	L, 72-77	Feb. 24, 2024	W, 90-64
Nebraska-Omaha	20-19	Jan. 22, 1955	W, 65-59	Feb. 26, 2011	L, 69-85
Nebraska Wesleyan	0- 1	Jan. 7, 1984	L, 77-70	Jan. 7, 1984	L, 70-77
New Mexico	1- 0	Dec. 26, 1941	W, 63-38	Dec. 26, 1941	W, 63-38
New Orleans Gymnasts	1- 0	Mar. 13, 1928	W, 45-18	Mar. 13, 1928	W, 45-18
Newman	23-14	Jan. 30, 1974	W, 78-74	Feb. 3, 2024	W, 77-60
North Alabama	1- 0	Nov. 27, 1992	W, 77-64	Nov. 27, 1992	W, 77-64
North Texas	3- 0	Dec. 28, 1949	W, 63-49	Dec. 14, 1957	W, 77-62
Northeastern State	56-26	Dec. 21, 1927	W, 50-17	Jan. 27, 2024	W, 97-73
Northern Colorado	7- 9	Feb. 1, 1969	L, 86-97	Feb. 20, 1976	L, 73-86
Northwest Missouri	68-73	Feb. 25, 1926	W, 59-20	Mar. 10, 2024	L, 65-78
Northwestern Oklahoma	3- 2	Dec. 11, 1946	L, 42-43	Nov. 29, 2002	W, 86-64
Oakland City, Ind.	1- 0	Dec. 1, 2000	W, 71-60	Dec. 1, 2000	W, 71-60
Oklahoma Baptist	7- 2	Nov. 23, 1954	W, 89-79	Feb. 26, 1983	W, 51-50
Oklahoma Christian	0- 2	Nov. 22, 1984	L, 49-60	Nov. 21, 1988	L, 74-99
Oklahoma City	3- 2	Dec. 18, 1929	W, 45-11	Jan. 16, 1950	L, 47-57
Oklahoma State	3- 3	Jan. 5, 1926	L, 29-36	Jan. 31, 1944	L, 23-34
Olathe Clippers	2- 2	Jan. 4, 1944	L, 38-47	Feb. 15, 1945	W, 60-44
Oral Roberts	0- 1	Nov. 26, 1990	L, 87-101	Nov. 26, 1990	L, 87-101
Ottawa	27-12	Feb. 28, 1913	L, 37-42	Dec. 19, 1996	W, 90-57
Ozark Wesleyan, Mo.	1- 0	Dec. 13, 1928	W, 73-15	Dec. 13, 1928	W, 73-15
Ozarks, Ark.	1- 1	Dec. 17, 1982	L, 54-74	Nov. 24, 1984	W, 76-67
Ozarks, Mo.	3- 1	Jan. 4, 1980	L, 84-104	Nov. 19, 2010	W, 91-73
Panhandle State	2- 0	Nov. 30, 2001	W, 101-62	Nov. 20, 2004	W, 70-61
Park, Mo.	3- 2	Jan. 26, 1945	L, 34-54	Jan. 10, 1997	W, 97-89 OT
Peru State	2- 1	Dec. 16, 1949	L, 58-66	Dec. 27, 1955	W, 80-54
Philander Smith	2- 1	Jan. 2, 1987	L, 68-93	Nov. 23, 2002	W, 94-65
Phillips, Miss.	1- 0	Dec. 19, 1983	W, 93-84	Dec. 19, 1983	W, 93-84
Phillips, Okla.	3- 3	Dec. 28, 1939	W, 42-41	Dec. 16, 1995	L, 69-75
Phillips 66 AAU	0- 2	Feb. 7, 1944	L, 38-49	Dec. 21, 1944	L, 34-65
Pittsburg HS	3- 1	Jan. 15, 1909	W, 19-15	Mar. 8, 1910	W, 30-18
Pittsburg HS Alumni	1- 0	Feb. 17, 1914	W, 46-41	Feb. 17, 1914	W, 46-41
Pittsburg YMCA	3- 1	Jan. 31, 1911	W, 43-37	Feb. 6, 1917	W, 59-39
Puerto Rico-Mayaguez	0- 1	Nov. 23, 2016	L, 60-63	Nov. 23, 2016	L, 60-63
Quincy	0- 2	Dec. 5, 1958	L, 56-67	Nov. 18, 2022	L, 58-82
Regis	4- 0	Dec. 30, 1969	W, 89-76	Nov. 27, 2015	W, 80-62
Rhema Bible College	2- 0	Dec. 7, 2006	W, 82-49	Nov. 20, 2007	W, 85-39
Robert Morris-Springfield	1- 0	Nov. 16, 2007	W, 97-52	Nov. 16, 2007	W, 97-52
Rice	1- 0	Dec. 28, 1942	W, 40-39	Dec. 28, 1942	W, 40-39
Rockhurst	33-17	Jan. 10, 1918	W, 31-28	Nov. 22, 2005	L, 56-59
Rogers State	2- 6	Jan. 29, 2020	L, 72-80	Jan. 24, 2024	L, 79-86
Rollins	1- 0	Nov. 10, 2000	W, 56-67	Nov. 10, 2000	W, 56-67
Sacred Heart	3- 1	Dec. 14, 1970	L, 82-84	Jan. 22, 1972	W, 74-64
St. Cloud State	2- 3	Dec. 28, 1966	L, 55-88	Nov. 10, 2023	L, 73-80
St. Edward's	2- 1	Nov. 24, 1990	W, 87-48	Nov. 24, 2016	L, 54-62
St. Francis, Ill.	1- 0	Dec. 3, 1999	W, 62-53	Dec. 3, 1999	W, 62-53

Opponent	W- L	First Met	Result	Last Met	Result
St. Gregory's	2- 0	Dec. 5, 2003	W, 80-67	Nov. 30, 2005	W, 76-59
St. John's, Kan.	4- 0	Jan. 19, 1923	W, 23-21	Jan. 5, 1927	W, 24-17
St. John's, Minn.	1- 0	Dec. 27, 1966	W, 66-64	Dec. 27, 1966	W, 66-64
St. Joseph, Vt.	1- 0	Dec. 3, 2005	W, 106-48	Dec. 3, 2005	W, 106-48
St. Joseph-Hillyards	1- 1	Dec. 20, 1920	W, 33-23	Feb. 13, 1924	L, 8-61
St. Joseph's, Ind.	1- 1	Mar. 11, 1940	W, 47-26	Nov. 11, 2000	L, 71-94
Saint Louis	0- 1	Dec. 2, 1981	L, 50-66	Dec. 2, 1981	L, 50-66
Saint Martin's	1- 0	Nov. 17, 2001	W, 69-38	Nov. 17, 2001	W, 69-38
Saint Mary, Kan.	1- 1	Dec. 2, 1997	W, 99-59	Nov. 24, 2008	L, 67-71
St. Mary of the Plains	1- 0	Nov. 22, 1985	W, 71-52	Nov. 22, 1985	W, 71-52
St. Marys, Kan.	12- 4	Feb. 24, 1917	W, 36-33	Jan. 10, 1925	W, 47-20
St. Mary's, Texas	3- 2	Dec. 16, 2002	L, 66-73	Dec. 17, 2007	W, 63-54
Saint Rose	0- 1	Nov. 25, 2016	L, 44-67	Nov. 25, 2016	L, 44-67
San Diego State	0- 1	Mar. 14, 1940	L, 30-32	Mar. 14, 1940	L, 30-32
Seattle Pacific	1- 3	Dec. 18, 1991	L, 63-75	Dec. 18, 2005	L, 77-83
Simpson	1- 0	1935	W, 38-36	1935	W, 38-36
Sioux Falls (S.D.)	3- 0	Nov. 9, 2019	W, 62-55	Nov. 12, 2023	W, 67-66
Southeast Missouri	0- 5	Dec. 26, 1957	L, 83-84	Feb. 13, 1991	L, 67-77
Southeastern Oklahoma	7- 2	Dec. 13, 1930	W, 47-25	Dec. 20, 2006	W, 77-72
Southern Colorado	7- 9	Jan. 31, 1969	L, 70-100	Feb. 21, 1976	L, 73-81
Southern Methodist	1- 0	Dec. 27, 1941	W, 40-37	Dec. 27, 1941	W, 40-37
Southern Mississippi	0- 1	Dec. 21, 1983	L, 45-74	Dec. 21, 1983	L, 45-74
Southern Nazarene	0- 1	Nov. 21, 1987	L, 65-66	Nov. 21, 1987	L, 65-66
Southwest Baptist	31-35	Dec. 13, 1965	W, 85-74	Nov. 20, 2021	L, 72-81
Southwest Missouri	30-53	Feb. 26, 1910	L, 33-39	Dec. 3, 1983	L, 47-72
Southwestern College	55-30	Feb. 21, 1910	L, 24-78	Nov. 24, 2012	W, 73-60
Southwestern Oklahoma	26- 4	Jan. 16, 1923	W, 20-15	Nov. 22, 2002	W, 81-66
Sterling	4- 0	Jan. 11, 1922	W, 38-32	Nov. 17, 2010	W, 72-49
Sterling Milk	0- 1	Mar. 15, 1928	L, 25-26	Mar. 15, 1928	L, 25-26
Tabor	2- 0	Nov. 19, 1976	W, 87-56	Dec. 9, 1995	W, 77-64
Tampa	1- 0	Nov. 24, 2017	W, 86-78	Nov. 24, 2017	W, 86-78
Tarkio, Mo.	1- 0	Dec. 8, 1949	W, 105-22	Dec. 8, 1949	W, 105-22
Tarleton State	0- 3	Mar. 13, 2005	L, 59-65 OT	Nov. 28, 2014	L, 59-65
Taylor, Ind.	1- 0	Jan. 2, 1954	W, 89-58	Jan. 2, 1954	W, 89-58
Texas	2- 0	Dec. 30, 1940	W, 39-38	Dec. 30, 1941	W, 46-41
Texas A&M- Commerce	2- 1	Mar. 13, 1940	W, 55-33	Mar. 8, 1997	L, 83-89
Texas A&M-Kingsville	1- 0	Nov. 29, 2014	W, 95-83	Nov. 29, 2014	W, 95-83
Texas Christian	1- 0	Dec. 26, 1940	W, 56-36	Dec. 26, 1940	W, 56-36
Texas Tech	2- 0	Dec. 29, 1938	W, 45-35	Dec. 27, 1940	W, 38-36
Truman State	37-12	1935	W, 53-32	Dec. 18, 2023	W, 94-88
Tulsa	1- 4	Jan. 4, 1926	L, 27-31	Dec. 9, 1978	L, 79-107
Two Harbors, Minn.	0- 1	Mar. 14, 1923	L, 27-34	Mar. 14, 1923	L, 27-34
Upper Iowa	0- 2	Nov. 8, 2019	L, 62-73	Nov. 12, 2021	L, 66-69
Washburn	81-109	Feb. 19, 1920	L, 21-48	Jan. 20, 2024	L, 74-81
Washington State	0- 1	Dec. 2, 1993	L, 57-74	Dec. 2, 1993	L, 57-74
Wayne State, Neb.	11-18	Dec. 30, 1967	L, 47-66	Nov. 9, 2018	L, 92-95
Weir HS	4- 0	Feb. 7, 1911	W, 50-18	Jan. 19, 1912	W, 50-18
West Texas A&M	3- 5	Dec. 29, 1941	L, 55-57	Dec. 18, 2018	L, 80-93
Western Carolina	1- 0	Mar. 14, 1972	W, 98-75	Mar. 14, 1972	L, 63-72
Western Illinois	1- 2	1935	L, 32-38	Dec. 30, 1960	L, 80-83
Westminster, Mo.	1- 0	Dec. 28, 1960	W, 94-75	Dec. 28, 1960	W, 94-75
Wheaton, Ill.	1- 0	Mar. 17, 1956	W, 77-70	Mar. 17, 1956	W, 77-70
Wichita State	20-20	Jan. 17, 1921	L, 26-33	Nov. 5, 2012	L, 56-100
Winona State	0- 2	Nov. 12, 2021	L, 68-79	Nov. 11, 2022	L, 50-60
William Jewell	13- 7	Dec. 9, 1949	W, 46-35	Nov. 25, 2023	L, 72-85
Xavier, La.	0- 1	Dec. 22, 1983	L, 57-70	Dec. 22, 1983	L, 57-70

MIAA Opponents in Bold

PSU VS. MIAA OPPONENTS

Pitt State vs. Central Missouri... 51-77 (.398) overall, 32-25 home, 16-48 away, 3-4 neutral

Overall: 51-77 (.398)		1/3/62	L, 66-92 (A)	2/24/98	W, 85-67 (H)	2/25/17	L, 75-81 (A)	1/24/78	W, 75-73	3/7/19	L, 30-41	2/11/02	W, 61-52
2/9/17	L, 29-53 (A)	2/9/63	L, 71-77 (H)	1/13/99	W, 67-64 (A)	2/7/18	L, 85-87 (A)	12/8/79	L, 90-94	3/8/19	L, 29-51	2/26/03	L, 75-85
2/10/17	L, 30-53 (A)	12/7/63	L, 71-83 (A)	1/23/99	W, 74-59 (H)	2/24/18	W, 74-70 (H)	2/24/90	L, 60-67	3/7/26	W, 57-28	1/31/04	W, 71-66
3/7/17	L, 40-51 (H)	12/22/64	L, 64-73 (A)	1/3/00	W, 91-79 (H)	1/12/19	W, 78-69 (H)	2/22/92	W, 89-74	3/8/26	W, 44-21	12/30/04	L, 71-90
3/8/17	L, 26-30 (H)	1/2/65	L, 65-68 (N)	1/31/00	L, 71-85 (A)	1/15/20	W, 68-57 (A)	2/4/95	L, 89-98	12/15/38	W, 29-26	2/1/06	L, 74-79
1/18/18	L, 12-28 (A)	1/10/66	W, 70-58 (H)	1/8/01	L, 74-86 (A)	2/29/20	W, 80-73 (H)	1/13/97	W, 93-58	12/18/39	L, 32-39	12/9/07	L, 67-87
1/9/18	L, 14-47 (A)	1/26/66	L, 80-81 (H)	2/5/01	W, 69-52 (H)	11/28/21	L, 80-88 (A)	1/12/98	W, 69-57	12/16/40	W, 31-30	2/2/08	L, 53-63
3/11/18	L, 28-46 (H)	1/3/67	L, 72-78 (A)	1/2/02	W, 72-61 (H)	2/4/21	W, 79-72 (H)	2/24/98	W, 85-67	12/17/41	W, 48-40	12/29/08	L, 72-79
3/12/18	L, 19-36 (H)	1/25/67	L, 59-77 (H)	2/11/02	W, 61-52 (A)	12/18/21	L, 58-66 (H)	1/23/99	W, 74-59	2/9/44	L, 41-40	12/28/09	L, 60-83
3/7/19	L, 30-41 (A)	12/9/67	L, 60-65 (A)	1/29/03	W, 78-76 (H)	2/7/22	W, 71-68 (A)	1/3/00	W, 91-79	12/10/54	L, 62-77	12/18/10	L, 74-78
3/8/19	L, 29-51 (A)	12/20/67	L, 72-74 (H)	2/26/03	L, 75-85 (A)	12/17/22	L, 62-64 (H)	2/5/01	W, 69-52	12/4/57	W, 71-64	1/28/12	L, 82-84
2/22/26	W, 56-17 (H)	12/7/68	L, 79-81 (A)	12/30/03	L, 74-81 (H)	2/2/23	L, 73-81 (A)	1/2/02	W, 72-61	1/5/59	L, 59-73	1/12/13	L, 73-80
2/23/26	W, 48-12 (H)	1/13/69	L, 68-86 (A)	1/31/04	W, 71-66 (A)	1/30/24	W, 63-58 (A)	1/29/03	W, 78-76	1/4/60	W, 74-44	1/8/15	L, 54-66
3/7/26	W, 57-28 (A)	12/1/69	W, 48-12 (H)	3/5/04	W, 84-76 (N)	2/7/24	W, 69-60 (H)	12/30/03	L, 74-81	12/12/60	L, 72-81	2/17/16	W, 74-72
3/8/26	W, 44-21 (A)	1/12/70	L, 81-84 (H)	12/30/04	L, 71-90 (A)			1/29/05	W, 95-86	1/3/62	L, 66-92	2/25/17	L, 75-81
12/10/38	W, 32-27 (H)	1/19/72	L, 83-102 (A)	1/29/05	W, 95-86 (H)			1/25/06	L, 78-80	2/9/63	L, 71-83	1/15/19	W, 68-57
12/15/38	W, 29-26 (A)	2/15/72	L, 85-102 (H)	1/25/06	L, 78-80 (H)			1/27/07	L, 59-81	12/7/63	L, 64-73	11/28/21	L, 80-88
12/28/38	L, 26-33 (N)	1/15/73	L, 86-89 (A)	2/1/06	L, 74-79 (A)	2/22/26	W, 56-17	1/2/08	L, 63-74	1/26/66	L, 72-78	2/7/22	W, 71-68
12/18/39	L, 32-39 (A)	1/30/73	W, 98-87 (H)	12/9/06	L, 67-87 (A)	2/23/26	W, 48-12	1/31/09	L, 62-73	1/25/67	L, 60-65	2/2/23	L, 73-81
2/10/40	W, 42-27 (H)	12/10/77	L, 70-74 (A)	1/27/07	L, 59-81 (H)	12/10/38	W, 32-27	1/30/10	L, 61-72	12/20/67	L, 79-81	1/30/24	W, 63-58
12/9/40	W, 40-31 (H)	1/24/78	W, 82-78 (A)	3/4/07	L, 56-59 (N)	2/10/40	W, 42-27	1/29/11	W, 78-67	12/7/68	L, 68-86		
12/16/40	W, 31-30 (H)	12/8/79	W, 75-73 (H)	1/2/08	L, 63-74 (H)	12/9/40	W, 40-31	12/18/11	L, 57-65	1/12/70	L, 83-102		
12/17/41	W, 48-40 (A)	1/22/80	L, 90-94 (H)	2/2/08	L, 53-63 (A)	1/17/42	W, 38-32	1/9/14	L, 62-88	2/15/72	L, 86-89		
1/17/42	W, 38-32 (H)	12/8/84	L, 73-87 (A)	12/29/08	L, 72-79 (A)	1/19/44	W, 40-35	1/7/16	W, 80-69	1/30/73	L, 70-74	12/28/38	L, 26-33
3/14/42	W, 58-47 (N)	12/8/88	L, 47-62 (A)	1/31/09	L, 62-73 (H)	2/1/55	W, 72-61	2/8/17	L, 58-73	12/10/77	W, 82-78	(Oklahoma City)	
1/19/44	W, 40-35 (H)	2/24/90	L, 57-91 (A)	12/28/09	L, 60-83 (A)	1/6/58	L, 81-71	2/24/18	W, 74-70	1/22/80	W, 74-70	3/14/42	W, 58-47
2/9/44	L, 41-40 (A)	2/23/91	L, 60-67 (H)	1/30/10	L, 61-72 (H)	12/13/58	W, 55-40	1/12/19	W, 78-69	12/8/84	L, 47-62	(Kansas City, Mo.)	
12/10/54	L, 62-77 (A)	2/22/92	L, 76-93 (A)	12/18/10	L, 74-78 (A)	1/19/60	W, 69-65	2/29/20	W, 80-73	12/8/88	L, 57-91	12/22/64	L, 65-68
2/21/55	W, 72-61 (H)	2/20/93	W, 89-74 (H)	1/29/11	W, 78-67 (H)	12/5/60	L, 71-82	2/4/21	W, 79-72	2/23/91	L, 76-93	(Rolla, Mo.)	
12/4/57	W, 71-64 (A)	1/5/94	L, 58-76 (A)	12/18/11	L, 57-65 (H)	12/4/61	L, 65-75	12/18/21	L, 58-66	2/20/93	L, 58-76	3/5/04	W, 84-76
1/6/58	W, 81-71 (H)	2/4/95	L, 64-74 (A)	1/28/12	L, 82-84 (A)	1/16/63	L, 71-77	12/17/22	L, 62-64	1/5/94	L, 64-74	(Kansas City, Mo.)	
12/13/58	W, 55-40 (H)	2/27/95	L, 89-98 (H)	3/2/12	W, 78-64 (N)	1/2/65	W, 70-58	2/7/24	W, 69-60	2/27/95	L, 92-99	3/4/07	L, 56-59
1/5/59	L, 59-73 (A)	1/31/96	L, 92-99 (A)	1/12/13	L, 73-80 (A)	1/10/66	L, 80-81		W, 69-60	1/31/96	L, 56-68	(Kansas City, Mo.)	
1/4/60	W, 74-44 (A)	2/29/96	L, 92-99 (A)	3/7/13	L, 63-69 (N)	1/3/67	L, 59-77			2/29/96	L, 62-66	3/2/12	W, 78-64
1/19/60	W, 69-65 (H)	1/13/97	L, 92-99 (A)	1/9/14	L, 62-88 (H)	12/9/67	L, 72-74			1/25/97	L, 73-83	(Kansas City, Mo.)	
12/5/60	L, 71-82 (H)	1/25/97	W, 93-58 (H)	1/8/15	L, 54-66 (A)	1/13/69	W, 72-62	2/9/17	L, 29-53	1/24/98	L, 67-72	3/7/13	L, 63-69
12/12/60	L, 72-81 (A)	1/25/98	L, 73-83 (A)	1/7/16	W, 80-69 (H)	12/1/69	L, 81-84	2/10/17	L, 30-53	1/13/99	W, 67-64	(Kansas City, Mo.)	
12/4/61	L, 65-75 (H)	1/24/98	W, 69-57 (H)	2/17/16	W, 74-72 (A)	1/19/72	W, 85-72	1/18/18	L, 12-28	1/31/00	L, 71-85		
			L, 67-72 (A)	2/8/17	L, 58-73 (H)	1/15/73	W, 98-87	1/9/18	L, 14-47	1/8/01	L, 74-86		

Home: 32-25 (.561)

Away: 16-48 (.250)

Neutral: 3-4 (.429)

Pitt State vs. Central Oklahoma... 20-23 (.465) overall, 13-7 home, 4-13 away, 4-2 neutral

Overall: 20-23 (.465)		12/11/61	W, 83-78 (H)	2/8/14	L, 72-80 (H)	2/1/24	W, 71-69 (A)	2/8/14	L, 72-80	12/16/60	L, 66-75		
2/21/16	L, 30-68 (A)	12/4/62	L, 62-76 (H)	1/31/15	W, 78-61 (H)	3/8/24	W, 84-65 (N)	1/31/15	W, 78-61	12/17/63	L, 71-90		
2/22/16	L, 30-39 (A)	12/17/63	L, 71-90 (A)	2/7/15	L, 65-82 (A)			12/5/15	W, 74-71	11/20/87	W, 94-95	12/27/38	W, 40-38
2/16/17	W, 55-24 (H)	11/16/84	L, 63-64 (N)	12/5/15	W, 74-71 (H)			1/26/17	L, 71-78	1/13/88	W, 92-88	(Oklahoma City)	
2/17/17	W, 42-33 (H)	11/20/87	L, 94-95 (A)	1/26/17	L, 71-78 (H)	2/17/17	W, 42-33	12/8/18	W, 77-76	11/22/11	L, 72-79	12/17/57	L, 53-58
12/27/38	W, 40-38 (N)	12/12/87	W, 114-70 (H)	1/25/18	L, 88-91 (A)	12/4/39	L, 27-33	1/11/20	L, 73-78	2/23/13	L, 76-92	(Springfield, Mo.)	
12/4/39	L, 27-33 (H)	1/13/88	W, 92-88 (A)	12/8/18	W, 77-76 (H)	11/11/40	W, 39-23	12/4/21	L, 60-79	2/1/14	L, 73-74	11/16/84	L, 63-64
12/11/40	W, 39-23 (H)	12/7/91	W, 93-72 (H)	1/17/19	W, 90-74 (A)	12/15/56	W, 71-67	1/26/23	L, 70-80	2/7/15	L, 65-82	(Tahlequah, Okla.)	
12/19/50	L, 59-60 (A)	3/7/97	W, 90-84 (N)	1/11/20	L, 73-78 (H)	12/2/60	L, 59-71	12/9/23	W, 75-66	1/25/18	L, 88-91 (A)	3/7/97	W, 90-84
11/30/56	L, 79-81 (A)	11/27/98	W, 105-77 (N)	11/21/20	W, 77-66 (A)	12/11/61	W, 83-78			1/17/19	W, 90-74	(Topeka, Kan.)	
12/15/56	W, 71-67 (H)	11/22/11	L, 72-79 (A)	12/4/21	L, 60-79 (H)	12/4/62	L, 62-76	2/21/16	L, 30-68	11/21/20	W, 77-66	11/27/98	W, 105-77
12/17/57	L, 53-58 (N)	12/6/12	W, 81-70 (H)	12/11/22	L, 60-77 (A)	12/12/87	W, 114-70	2/22/16	L, 30-39	12/11/22	L, 60-77	(Joplin, Mo.)	
12/2/60	L, 59-71 (H)	2/23/13	L, 76-92 (A)	1/26/23	L, 70-80 (H)	12/7/91	W, 93-72	12/19/50	L, 59-60	2/1/24	W, 71-69	3/8/24	W, 84-65
12/16/60	L, 66-75 (A)	2/1/14	L, 73-74 (A)	12/9/23	W, 75-66 (H)	12/6/12	W, 81-70	11/30/56	L, 79-81			(Kansas City, Mo.)	

Neutral: 4-2 (.667)

Pitt State vs. Emporia State... 100-104 (.490) overall, 58-38 home, 41-62 away, 1-4 neutral

Overall: 100-104 (.490)		2/26/35	L, 32-38 (H)	2/23/48	L, 49-63 (H)	2/11/61	L, 59-65 (H)	1/24/74	L, 73-99 (H)	1/10/86	L, 63-75 (N)	2/4/02	W, 90-77 (A)
1/23/20	L, 18-20 (A)	'35-36	W, 46-30 (H)	1/27/49	L, 55-62 (H)	2/17/61	L, 68-79 (A)	2/19/74	L, 82-99 (A)	1/17/86	L, 67-69 (H)	12/30/02	W, 59-61 (A)
2/3/21	L, 25-31 (A)	'35-36	W, 37-29 (H)	2/25/49	L, 55-60 (A)	1/12/62	L, 68-80 (A)	1/30/75	W, 96-85 (A)	2/15/86	L, 75-86 (A)	3/1/03	L, 75-80 (H)
1/23/22	L, 25-37 (A)	'35-36	L, 32-38 (A)	2/9/50	L, 51-67 (A)	1/20/62	W, 84-80 (H)	2/25/75	W, 78-75 (H)	3/3/86	L, 62-82 (A)	1/14/04	L, 69-78 (A)
1/29/23	W, 33-26 (A)	12/17/36	L, 34-36 (A)	2/22/50	L, 53-59 (H)	1/29/63	W, 72-70 (A)	11/21/75	L, 68-84 (A)	1/30/87	L, 71-81 (H)	2/18/04	L, 88-89 (H)
2/26/23	L, 17-48 (H)	1/25/37	W, 41-39 (A)	1/27/51	L, 56-61 (H)	2/20/63	L, 58-71 (H)	1/14/76	L, 53-62 (A)	2/21/87	L, 68-105 (A)	1/12/05	W, 97-91 (H)
2/27/23	L, 25-30 (H)	1/26/37	W, 38-32 (H)	2/23/51	W, 63-57 (A)	1/6/64	L, 77-80 (H)	1/29/76	L, 63-65 (H)	1/16/88	L, 74-100 (A)	2/16/05	W, 76-65 (A)
2/23/24	L, 26-30 (A)	3/4/37	W, 46-32 (H)	2/1/52	W, 63-54 (H)	2/6/64	W, 69-66 (A)	1/21/77	W, 66-61 (H)	2/12/88	L, 74-73 (H)	1/7/06	L, 68-80 (A)
2/23/25	W, 26-24 (A)	1/24/38											

PSU VS. MIAA OPPONENTS

Pitt State vs. Emporia State... continued

12/19/15	L, 66-70 (H)	2/22/39	L, 40-44	2/25/75	W, 78-75	2/26/14	W, 84-76	2/26/42	W, 44-40	2/5/77	L, 63-67	2/20/13	L, 82-88
2/6/16	L, 66-78 (A)	2/3/40	W, 61-43	1/29/76	L, 63-65	1/14/15	W, 59-58	1/14/43	W, 43-36	1/27/78	L, 59-62	1/15/14	L, 75-83
1/18/17	L, 51-58 (A)	3/1/41	W, 50-30	1/21/77	W, 66-61	12/19/15	L, 66-70	1/25/46	W, 47-42	2/2/79	L, 74-79	2/25/15	L, 67-74
2/2/17	L, 24-48 (H)	2/14/42	W, 56-36	2/11/78	L, 64-69	2/2/17	L, 24-48	1/31/47	L, 28-38	2/22/80	L, 87-99	2/6/16	L, 66-78
1/17/18	W, 87-67 (H)	2/18/43	W, 62-35	1/20/79	W, 77-70	1/17/18	W, 87-67	1/29/48	L, 31-58	1/16/81	L, 68-72	1/18/17	L, 51-58
1/23/19	W, 90-66 (H)	2/23/46	W, 64-52	1/26/80	W, 74-73	1/23/19	W, 90-66	2/25/49	L, 55-60	1/30/82	L, 53-58	2/21/19	W, 73-69
2/21/19	W, 73-69 (A)	2/24/47	L, 48-50	2/14/81	W, 70-68	1/14/21	L, 72-75	2/9/50	L, 51-67	2/25/82	L, 51-55	2/6/20	W, 77-74
2/6/20	W, 77-74 (A)	2/23/48	L, 49-63	2/12/82	W, 67-57	1/13/22	L, 59-74	2/23/51	W, 63-57	1/14/83	L, 58-70	2/25/21	L, 57-78
1/14/21	L, 72-75 (A)	1/27/49	L, 55-62	2/12/83	L, 56-66	1/12/23	L, 63-79	2/14/52	L, 57-67	3/5/83	L, 60-64	2/23/22	L, 52-75
2/25/21	L, 57-78 (H)	2/22/50	L, 53-59	1/27/84	W, 84-77	2/28/24	W, 79-76	2/12/53	L, 60-70	2/18/84	L, 68-74	2/23/23	W, 68-67
1/13/22	L, 59-74 (H)	1/27/51	L, 56-61	1/26/85	W, 83-70			2/11/54	W, 56-53	2/8/85	L, 67-80	1/17/24	L, 61-70
2/23/22	L, 52-75 (A)	2/1/52	W, 63-54	1/17/86	L, 67-69			2/11/55	L, 61-65	2/15/86	L, 75-86		
1/12/23	L, 63-79 (H)	2/26/53	L, 69-75	1/30/87	L, 71-81			2/23/56	L, 83-87	3/3/86	L, 62-82		
2/23/23	W, 68-67 (A)	12/17/53	W, 66-58	2/12/88	W, 74-73			2/15/57	W, 2-0	2/21/87	L, 68-105		
1/17/24	L, 61-70 (A)	1/30/54	W, 74-51	1/28/89	L, 65-78			2/21/58	L, 61-74	1/16/88	L, 74-100	3/18/26	L, 27-33
2/28/24	W, 79-76 (H)	2/26/55	W, 70-57	1/28/91	W, 85-64			2/6/59	L, 68-73	2/10/89	L, 59-68		(Kansas City, Mo.)
		1/21/56	W, 88-71	2/27/93	L, 72-78			2/19/60	L, 44-74	1/20/90	L, 74-77	3/4/37	L, 34-41
		2/16/57	L, 63-72	2/8/95	W, 78-73			2/17/61	L, 26-30	2/29/92	W, 73-72		(Fredonia, Kan.)
		1/30/58	L, 67-68	1/18/97	W, 72-59			1/12/62	W, 26-24	2/9/94	L, 73-95		W, 66-58
		1/27/59	L, 63-67	1/5/98	W, 80-52			1/29/63	W, 72-70	2/7/96	L, 80-88		(Hutchinson, Kan.)
		2/6/60	W, 61-57	1/16/99	W, 66-62			2/15/29	W, 26-24	2/6/64	W, 69-66		L, 68-78
		2/11/61	L, 59-65	2/23/00	W, 69-57			2/28/30	W, 45-27	2/12/65	W, 71-65		(Ottawa, Kan.)
		1/20/62	W, 84-80	1/24/01	W, 78-61			2/10/31	W, 43-18	2/15/66	W, 82-71		W, 71-69
		2/20/63	L, 58-71	1/7/02	W, 94-77			1/10/32	W, 31-27	3/2/67	W, 85-84		W, 54-52
		1/6/64	L, 77-80	3/1/03	L, 75-80			1/6/33	W, 38-34	2/11/67	L, 60-84		L, 63-75
		2/20/65	W, 85-56	2/18/04	L, 88-89			1/29/34	L, 17-34	2/16/68	L, 67-79		(Kansas City, Mo.)
		2/5/66	W, 92-74	1/12/05	W, 97-91			1/28/35	W, 37-36	1/4/69	W, 69-61		W, 90-77
		2/25/67	W, 80-76	2/18/06	W, 89-85			*35-36	L, 32-38	2/14/70	W, 71-60		L, 69-78
		1/27/68	L, 75-83	1/6/07	L, 77-86			*35-36	L, 34-36	1/19/71	W, 75-74		W, 76-65
		3/1/69	W, 66-61	2/20/08	W, 88-71			12/17/36	W, 41-39	2/22/72	W, 72-67		L, 68-80
		1/10/70	W, 77-73	1/10/09	L, 100-102			2/23/38	L, 38-43	1/25/73	W, 87-80		W, 91-88
		2/23/71	W, 102-91	2/17/10	L, 42-65			2/24/38	L, 45-58	2/19/74	L, 82-99		W, 72-63
		1/18/72	L, 63-84	1/8/11	W, 80-61			2/10/39	W, 56-46	1/30/75	W, 96-85		L, 74-84
		2/20/73	W, 85-82	2/15/12	W, 61-44			2/16/40	L, 39-40	1/12/75	L, 68-84		L, 66-77
		1/24/74	L, 73-99	3/2/13	W, 82-55			2/13/41	W, 41-40	1/14/76	L, 53-62		L, 81-82
													W, 75-68

Neutral: 1-4 (200)

Pitt State vs. Fort Hays State... 78-91 (.462) overall, 51-32 home, 26-56 away, 1-2 neutral

Overall: 78-91 (.462)	2/11/50	L, 52-60 (A)	1/26/74	W, 108-70 (H)	1/19/13	W, 72-69 (H)	2/29/52	L, 64-65	2/11/16	W, 101-92	1/7/67	L, 66-68
2/8/24	W, 21-14 (A)	2/25/50	L, 43-56 (H)	2/23/74	L, 73-89 (A)	L, 75-78 (H)	1/31/53	W, 72-65	12/3/16	L, 67-72	2/17/68	L, 63-93
2/9/24	W, 33-29 (A)	2/24/51	W, 73-49 (H)	2/1/75	W, 82-80 (A)	L, 69-87 (A)	1/16/54	W, 76-70	2/7/19	L, 75-77	2/15/69	L, 72-74
2/18/27	W, 28-20 (H)	1/16/52	L, 70-76 (A)	2/27/75	W, 83-74 (H)	1/24/15	W, 69-64 (A)	W, 108-62	1/23/21	W, 79-68	1/24/70	W, 102-86
2/19/27	W, 29-24 (H)	2/29/52	L, 61-98 (A)	3/3/75	L, 87-93 (H)	2/14/15	W, 77-63 (H)	W, 88-49	2/16/23	L, 49-71	1/16/71	L, 67-86
2/3/28	W, 49-17 (H)	1/3/53	L, 64-65 (H)	1/31/76	W, 81-76 (H)	1/2/16	L, 78-89 (A)	W, 82-78	1/13/24	W, 74-62	1/29/72	L, 62-78
2/18/28	L, 21-22 (A)	1/31/53	L, 60-62 (N)	2/26/76	W, 67-56 (A)	1/11/16	W, 101-92 (H)	W, 79-67			1/27/73	L, 72-79
1/21/29	L, 24-26 (A)	2/14/53	W, 72-65 (H)	1/29/77	L, 50-51 (A)	12/3/16	L, 67-72 (H)	W, 63-61			2/23/74	L, 73-89
2/23/29	L, 22-24 (H)	1/16/54	L, 76-81 (A)	2/19/77	W, 67-55 (H)	12/21/17	L, 74-77 (A)	W, 67-62			2/1/75	W, 82-80
1/18/30	W, 23-16 (H)	2/13/54	W, 76-70 (H)	2/4/78	W, 86-83 (H)	2/7/19	L, 75-77 (H)	W, 66-61	2/8/24	W, 21-19	2/26/76	W, 67-56
2/3/30	W, 33-17 (A)	1/15/55	L, 73-81 (A)	2/25/78	L, 93-108 (A)	3/2/19	L, 61-71 (A)	L, 71-81	2/9/24	W, 33-29	1/29/77	L, 50-51
1/14/31	W, 29-21 (A)	2/12/55	W, 108-62 (H)	1/26/79	L, 70-102 (A)	1/6/20	W, 78-69 (A)	W, 96-83	2/18/28	L, 21-22	2/25/78	L, 93-108
2/14/31	W, 38-23 (H)	2/4/56	L, 73-77 (A)	2/16/79	W, 97-79 (H)	1/23/21	W, 79-68 (H)	W, 106-83	1/21/29	L, 24-26	1/26/79	L, 70-102
1/16/32	W, 33-17 (H)	2/25/56	W, 88-49 (H)	3/1/79	W, 66-65 (A)	1/22/22	L, 51-70 (A)	W, 74-62	2/3/30	W, 33-17	3/1/79	W, 66-65
2/27/32	W, 21-14 (A)	2/2/57	W, 87-68 (A)	1/19/80	W, 65-63 (H)	1/7/23	L, 55-83 (A)	W, 94-82	1/14/31	W, 29-21	2/9/80	L, 75-79
2/11/33	W, 35-23 (A)	2/23/57	L, 74-76 (H)	2/9/80	L, 75-79 (A)	2/16/23	L, 49-71 (H)	W, 76-68	2/27/32	W, 21-14	2/20/81	L, 81-95
2/25/33	W, 33-15 (H)	2/8/58	W, 82-78 (H)	1/30/81	L, 61-71 (H)	1/13/24	W, 74-62 (H)	W, 67-62	2/11/33	W, 35-23	2/19/82	L, 64-66
1/13/34	W, 24-16 (A)	2/22/58	W, 79-67 (H)	2/20/81	L, 81-95 (A)	2/22/24	W, 67-63 (A)	W, 101-76	1/13/34	W, 24-16	1/29/83	L, 67-83
2/17/34	W, 29-18 (H)	2/7/59	W, 77-62 (A)	1/23/82	L, 48-50 (H)	3/9/24	W, 69-51 (N)	L, 80-89	2/23/35	L, 31-36	2/20/84	L, 67-94
1/12/35	W, 25-21 (H)	2/21/59	L, 51-63 (A)	2/19/82	L, 64-66 (A)			L, 72-73	*35-36	L, 27-36	1/19/85	L, 44-59
2/23/35	L, 31-36 (A)	1/16/60	W, 63-61 (H)	1/29/83	L, 67-83 (A)			W, 71-56	*35-36	L, 19-21	2/21/86	L, 68-94
*35-36	L, 27-36 (A)	2/20/60	W, 67-62 (H)	2/18/83	L, 51-56 (H)			W, 78-57	2/5/37	L, 28-39	2/7/87	L, 74-102
*35-36	L, 19-41 (A)	1/7/61	W, 78-76 (A)	1/20/84	L, 67-94 (A)	1/23/17	L, 26-47	W, 108-70	2/6/37	W, 31-29	1/29/88	L, 55-100
*35-36	W, 32-28 (H)	2/18/61	W, 66-61 (H)	2/4/84	L, 61-86 (H)	1/24/17	L, 28-43	W, 83-74	2/27/75	L, 38-48	2/11/89	L, 73-78
*35-36	W, 45-30 (A)	1/13/62	L, 74-79 (A)	1/19/85	L, 44-59 (A)	2/18/27	W, 28-20	L, 87-93	3/3/75	W, 40-33	12/8/93	W, 81-76
2/5/37	L, 28-39 (A)	1/27/62	L, 68-92 (A)	2/15/85	L, 56-57 (H)	2/19/27	W, 29-24	W, 81-76	2/17/40	L, 37-39	11/20/95	L, 74-94
2/6/37	W, 31-29 (A)	12/29/62	L, 71-81 (H)	2/1/86	L, 73-78 (H)	2/3/28	W, 49-17	W, 67-55	2/15/41	W, 57-36	1/31/07	W, 56-55
2/27/37	W, 41-29 (H)	1/26/63	L, 70-74 (N)	2/21/86	L, 68-94 (A)	2/23/29	L, 22-24	W, 86-83	2/28/42	W, 48-42	1/30/08	L, 78-85
2/5/38	L, 38-48 (A)	2/16/63	W, 96-83 (H)	1/23/87	L, 74-81 (H)	1/18/30	W, 23-16	W, 97-79	2/15/43	L, 67-80	1/17/09	L, 63-74
3/4/38	W, 51-43 (H)	1/25/64	L, 79-105 (A)	2/7/87	L, 74-102 (A)	2/14/31	W, 38-23	W, 65-63	1/26/46	W, 52-32	2/24/10	L, 60-69
3/5/38	L, 45-47 (H)	2/22/64	L, 93-98 (A)	1/29/88	L, 55-100 (A)	1/16/32	W, 33-17	L, 61-71	2/1/47	L, 54-66	1/15/11	L, 71-78
1/13/39	W, 46-31 (H)	1/4/65	W, 106-83 (H)	2/20/88	L, 65-72 (H)	2/25/33	W, 33-15	L, 48-50	1/30/48	L, 44-52	2/22/12	L, 60-66
2/11/39	W, 40-33 (A)	2/13/65	L, 74-62 (H)	1/21/89	L, 73-78 (A)	2/17/34	W, 29-18	L, 51-56	2/26/49	L, 51-56	2/15/14	L, 69-87
1/13/40	L, 31-42 (A)	1/4/66	W, 83-79 (A)	2/17/89	W, 87-76 (H)	1/12/35	W, 25-21	L, 61-86	2/11/50	L, 52-60		

PSU VS. MIAA OPPONENTS

Pitt State vs. Missouri Southern... 50-64 (.439) overall, 33-22 home, 15-41 away, 2-1 neutral

Overall: 50-64 (.439)		Home: 33-22 (.600)		Away: 15-41 (.268)		Neutral: 2-1 (.667)					
12/9/68	W, 62-56 (A)	2/25/87	L, 86-110 (H)	1/11/06	L, 84-86 (H)	1/11/06	L, 84-86	12/12/86	L, 66-74		
2/13/69	W, 61-60 (H)	1/17/89	W, 72-64 (H)	2/15/06	L, 63-75 (A)	1/3/07	W, 84-71	2/27/88	W, 86-61		
1/8/70	W, 85-79 (H)	2/21/89	W, 86-61 (A)	1/3/07	W, 84-71 (H)	2/13/69	W, 61-60	2/27/08	W, 64-68	3/4/05	L, 61-63
2/4/70	L, 60-71 (A)	1/10/90	W, 86-82 (A)	2/21/07	W, 72-67 (A)	1/8/70	W, 85-79	2/11/09	W, 76-58	1/31/90	W, 70-63
12/5/70	L, 72-77 (H)	1/31/90	W, 79-62 (H)	1/9/08	L, 64-76 (A)	2/1/71	W, 83-77	1/2/10	W, 67-65	1/9/91	L, 68-80
2/1/71	W, 83-77 (H)	1/9/91	L, 72-73 (A)	2/27/08	W, 64-68 (H)	12/4/71	W, 69-67	2/9/11	L, 78-90	1/29/92	L, 64-75
12/4/71	W, 69-67 (H)	1/30/91	W, 70-63 (A)	1/3/09	L, 76-88 (A)	2/28/73	L, 51-64	12/30/11	W, 97-87	12/11/92	L, 58-74
3/11/72	L, 78-85 (A)	1/8/92	L, 68-80 (A)	2/11/09	W, 76-58 (H)	2/18/73	W, 78-72	2/27/13	W, 94-91	11/20/93	L, 76-89
11/27/72	L, 69-89 (A)	1/29/92	W, 82-69 (H)	1/2/10	W, 67-65 (H)	2/8/75	W, 73-71	2/28/14	L, 63-66	1/4/95	W, 80-72
2/28/73	L, 51-64 (H)	12/11/92	L, 67-72 (H)	2/10/10	L, 51-77 (A)	12/4/75	L, 61-68	1/16/16	W, 89-80	11/18/95	L, 73-83
12/13/73	W, 78-72 (H)	1/27/93	L, 64-75 (A)	1/2/11	W, 77-75 (A)	2/9/77	W, 77-66	2/21/17	L, 64-71	2/22/97	W, 78-69
2/7/74	L, 78-91 (A)	11/20/93	L, 58-74 (A)	2/9/11	L, 78-90 (H)	1/14/78	L, 64-79	2/3/18	L, 76-90	1/28/98	W, 83-76
12/21/74	L, 57-59 (A)	2/5/94	L, 58-69 (H)	12/30/11	W, 97-87 (H)	12/6/78	W, 77-76	2/16/19	L, 84-95	2/20/99	L, 69-80
2/8/75	W, 73-71 (H)	11/19/94	L, 76-89 (A)	2/8/12	L, 92-96 (A)	12/10/79	L, 82-87	1/25/20	L, 72-79	1/19/00	L, 61-76
12/4/75	L, 61-68 (H)	1/4/95	W, 81-79 (A)	1/16/13	L, 80-87 (A)	1/10/81	L, 62-78	1/9/21	W, 83-67	3/2/00	L, 85-96
2/11/76	W, 64-59 (A)	11/18/95	W, 85-80 (H)	2/27/13	W, 94-91 (H)	11/24/81	W, 69-65	2/19/22	W, 73-71	2/14/01	W, 86-83
12/11/76	W, 68-60 (A)	1/3/96	W, 80-72 (A)	2/22/14	L, 90-110 (A)	1/8/83	L, 60-64	2/11/23	L, 93-103 OT	1/16/02	L, 65-78
2/9/77	W, 77-66 (H)	1/29/97	L, 73-83 (A)	2/21/15	L, 63-66 (H)	12/7/83	W, 75-69	1/6/24	L, 74-81	2/12/03	L, 75-80
12/14/77	L, 56-67 (A)	2/22/97	L, 66-69 (H)	3/8/15	W, 91-65 (N)	1/14/85	W, 64-57			1/7/04	L, 69-75
1/14/78	L, 64-79 (H)	1/28/98	W, 78-63 (H)	1/16/16	W, 89-80 (H)	2/26/86	W, 86-72			2/23/05	L, 78-84
12/6/78	W, 77-76 (H)	2/21/98	W, 78-69 (A)	2/27/16	L, 82-86 (A)	2/25/87	L, 86-110			2/15/06	L, 63-75
2/6/79	L, 64-73 (A)	1/27/99	W, 83-76 (A)	2/4/17	L, 70-88 (A)	1/5/88	W, 72-64	12/9/68	W, 62-56	2/21/07	W, 72-67
12/10/79	L, 82-87 (H)	2/20/99	W, 77-60 (H)	2/21/17	L, 64-71 (H)	2/21/89	W, 79-62	2/4/70	L, 60-71	1/9/08	L, 64-76
1/12/80	W, 70-68 (A)	1/19/00	W, 81-65 (H)	2/3/18	L, 76-90 (H)	1/10/90	L, 72-73	12/5/70	L, 72-77	1/3/09	L, 76-88
12/2/80	L, 69-83 (A)	2/16/00	L, 69-80 (A)	2/20/18	L, 88-92 (A)	1/30/91	W, 82-69	3/1/72	L, 78-85	2/10/10	L, 51-77
1/10/81	L, 62-78 (H)	3/2/00	L, 61-76 (A)	2/16/19	L, 84-95 (H)	1/8/92	L, 67-72	11/27/72	L, 69-89	1/2/11	W, 77-75
11/24/81	W, 69-65 (H)	1/17/01	L, 79-87 (H)	2/19/19	L, 81-94 (A)	1/27/93	L, 58-69	2/7/74	L, 78-91	2/8/12	L, 92-96
1/9/82	L, 67-74 (A)	2/14/01	L, 85-96 (A)	3/8/19	W, 89-80 (N)	2/5/94	W, 81-79	12/21/74	L, 57-59	1/16/13	L, 80-87
12/4/82	W, 70-60 (A)	1/16/02	W, 72-62 (H)	12/3/19	L, 64-95 (A)	11/19/94	W, 85-80	2/11/76	W, 64-59	2/22/14	L, 90-110
1/8/83	L, 60-64 (H)	2/13/02	L, 67-74 (A)	1/25/20	L, 72-79 (H)	1/3/96	L, 66-69	12/11/76	W, 68-60	2/27/16	L, 82-86
12/7/83	W, 75-69 (H)	1/15/03	L, 65-78 (A)	1/9/21	W, 83-67 (H)	1/29/97	W, 78-63	12/14/77	L, 56-67	2/4/17	L, 70-88
2/22/84	L, 59-85 (A)	2/12/03	W, 83-81 (H)	2/20/21	L, 74-93 (A)	2/21/98	W, 77-60	2/6/79	L, 64-73	2/20/18	L, 88-92
12/1/84	L, 55-61 (A)	1/7/04	L, 69-74 (H)	2/16/22	W, 95-82 (A)	1/27/99	W, 81-65	1/12/80	W, 70-68	2/19/19	L, 81-94
1/14/85	W, 64-57 (H)	2/25/04	L, 75-80 (A)	2/19/22	W, 73-71 (H)	2/16/00	L, 79-87	12/2/80	L, 69-83	12/2/19	L, 64-95
1/14/86	L, 80-101 (A)	1/5/05	L, 69-75 (A)	1/2/23	L, 63-84 (A)	1/17/01	W, 72-62	1/9/82	L, 67-74	2/20/21	L, 74-93
2/26/86	W, 86-72 (H)	2/23/05	W, 80-73 (H)	2/11/23	L, 93-103 OT (H)	2/13/02	W, 83-81	12/4/82	W, 70-60	2/16/22	W, 95-82
12/12/86	L, 66-74 (A)	3/4/05	L, 75-66 (H)	1/6/24	L, 74-81 (H)	1/15/03	L, 69-74	2/22/84	L, 59-85	1/2/23	L, 63-84
			L, 78-84 (A)	2/17/24	L, 72-75 (A)	2/25/04	W, 80-73	12/1/84	L, 55-61	2/17/24	L, 72-75
			L, 61-63 (N)			1/5/05	W, 75-66	1/14/86	L, 80-101		

Pitt State vs. Missouri Western... 41-46 (.471) overall, 24-18 home, 15-28 away, 1-0 neutral

Overall: 41-46 (.471)		Home: 24-18 (.571)		Away: 15-28 (.349)		Neutral: 1-0 (1.000)							
12/3/76	L, 80-81 (A)	2/8/92	W, 74-72 (H)	1/17/07	L, 69-71 (H)	12/1/22	L, 65-66 (H)	1/3/01	W, 64-61	2/7/81	L, 61-63	1/30/13	W, 57-56
2/11/77	W, 80-70 (H)	2/6/93	L, 67-82 (A)	2/7/07	L, 64-73 (A)	2/25/23	L, 45-69 (A)	2/9/02	L, 68-83	2/5/82	L, 74-92	1/10/15	W, 63-61
1/20/78	L, 49-59 (H)	1/26/94	L, 74-83 (H)	1/23/08	W, 69-55 (A)	11/30/23	L, 75-85 (A)	1/11/03	W, 67-57	2/5/83	L, 61-65	12/10/15	L, 66-69
2/17/78	L, 64-73 (A)	1/25/95	L, 66-86 (A)	2/13/08	W, 54-67 (H)	3/2/24	W, 86-83 2 OT (H)	2/11/04	L, 70-72	2/10/84	L, 63-64	1/5/17	W, 70-53
2/10/79	W, 70-65 (H)	1/24/96	W, 77-66 (H)	12/3/08	L, 75-86 (A)			1/19/05	L, 88-98	2/23/85	W, 63-61	2/17/18	W, 93-80
2/24/79	L, 60-62 (A)	1/2/97	W, 88-84 (A)	1/24/09	L, 68-79 (H)			12/10/05	W, 80-60	1/24/86	L, 58-75	2/2/19	L, 87-95
2/1/80	L, 60-84 (A)	2/8/97	L, 71-73 (H)	12/2/09	L, 77-80 (H)				L, 69-71	1/17/87	W, 81-75	2/20/20	L, 76-94
2/15/80	L, 68-75 (H)	2/26/97	W, 76-73 (A)	1/23/10	L, 62-69 (A)	2/11/77	W, 80-70	2/13/08	W, 54-67	2/5/88	L, 66-82	1/13/21	L, 81-82
1/24/81	L, 88-89 (H)	3/6/97	W, 97-79 (H)	12/1/10	L, 79-94 (A)	1/20/78	L, 49-59	1/24/09	L, 68-79	2/25/89	L, 67-82	1/1/22	W, 72-64
2/7/81	L, 61-63 (A)	2/7/98	W, 97-80 (H)	1/22/11	W, 79-75 (H)	2/10/79	W, 70-65	12/2/09	L, 77-80	2/9/91	L, 67-82	2/25/23	L, 45-69
1/16/82	L, 68-83 (H)	2/6/99	W, 72-70 (N)	11/30/11	W, 77-71 (H)	2/15/80	L, 68-75	1/22/11	W, 79-75	2/6/93	L, 66-86	11/30/23	L, 75-85
2/5/82	L, 74-92 (A)	1/5/00	W, 82-71 (A)	1/21/12	W, 69-67 (A)	1/24/81	L, 88-89	11/30/11	W, 77-71	1/25/95	W, 88-84		
1/21/83	L, 68-71 (H)	2/2/00	W, 76-67 (H)	1/30/13	W, 57-56 (A)	1/16/82	L, 68-83	1/11/14	W, 85-82	1/2/97	W, 76-73		
2/5/83	L, 61-65 (A)	2/29/00	L, 76-87 (A)	1/11/14	W, 85-82 (H)	1/21/83	L, 68-71	1/27/16	W, 95-73	2/7/98	W, 82-71		
1/14/84	L, 80-87 (H)	1/3/01	W, 84-82 (H)	1/10/15	L, 63-61 (A)	1/14/84	L, 80-87	2/18/17	W, 65-63	1/5/00	L, 76-87	3/6/97	W, 72-70
2/10/84	L, 63-64 (A)	1/31/01	W, 75-67 (A)	12/10/15	L, 66-69 (A)	2/1/85	W, 67-51	1/3/18	W, 82-77	2/29/00	W, 75-67	(Topeka, Kan.)	
2/1/85	W, 67-51 (H)	1/12/02	W, 64-61 (H)	1/27/16	W, 95-73 (H)	2/8/86	W, 86-75	2/12/20	L, 79-95	1/31/01	L, 85-91		
2/23/85	W, 63-61 (A)	2/9/02	L, 85-91 (A)	1/5/17	W, 70-53 (A)	2/13/87	W, 80-73	12/17/21	W, 87-84	1/12/02	L, 64-76		
1/24/86	L, 58-75 (A)	1/11/03	L, 64-76 (A)	2/18/17	W, 65-63 (H)	1/23/88	W, 92-86	2/12/22	L, 53-75	2/8/03	L, 86-88		
2/8/86	W, 86-75 (H)	2/8/03	L, 68-83 (H)	1/3/18	W, 82-77 (H)	2/3/89	L, 65-66	1/21/22	L, 65-66	1/21/04	W, 71-54		
1/17/87	W, 81-75 (A)	1/21/04	W, 67-57 (H)	2/17/18	W, 93-80 (A)	2/10/90	W, 74-72	3/2/24	W, 86-83 2 OT	2/9/05	W, 83-76		
2/13/87	W, 80-73 (H)	2/11/04	L, 86-88 (A)	2/2/19	L, 87-95 (A)	2/8/92	L, 74-83			2/25/06	L, 65-91		
1/23/88	W, 92-86 (H)	1/19/05	W, 71-54 (A)	2/12/20	L, 79-95 (H)	1/26/94	W, 77-66			2/7/07	L, 64-73		
2/5/88	L, 66-82 (A)	2/9/05	L, 70-72 (H)	2/20/20	L, 76-94 (A)	1/24/96	L, 71-73			1/23/08	W, 69-55		
2/3/89	L, 65-66 (H)	2/25/06	L, 88-98 (H)	12/17/21	W, 87-84 (H)	2/8/97	W, 97-79	12/3/76	L, 80-81	12/3/08	L, 75-86		
2/25/89	L, 67-82 (A)	12/10/05	W, 83-76 (A)	2/13/21	L, 81-82 (A)	2/26/97	W, 97-80	2/17/78	L, 64-73	1/23/10	L, 62-69		
			L, 65-91 (A)	1/1/22	W, 72-64 (A)	2/6/99	W, 76-67	2/24/79	L, 60-62	12/1/10	L, 79-94		
			W, 80-60 (H)	2/12/22	L, 53-75 (H)	2/2/00	W, 84-82	2/1/80	L, 60-84	1/21/12	W, 69-67		



PSU VS. MIAA OPPONENTS

Pitt State vs. Nebraska-Kearney... 14-35 (.287) overall, 10-14 home, 3-20 away, 1-1 neutral

Overall: 14-35 (.287)		2/20/82	L, 58-96 (A)	1/3/13	W, 76-62 (H)	2/18/23	W, 93-85 (H)	1/31/86	W, 82-76		1/22/15	L, 64-68
		1/28/83	L, 57-63 (A)	1/22/14	L, 80-82 (H)	1/11/24	W, 90-76 (H)	1/24/87	L, 77-94	2/6/76	L, 73-80	L, 75-91
12/29/67	L, 72-77 (N)	2/19/83	L, 69-81 (H)	2/13/14	L, 83-92 (A)	2/24/24	W, 90-64 (A)	2/19/88	W, 81-75	1/28/77	W, 77-70	L, 89-101
1/10/76	L, 65-71 (H)	1/21/84	L, 78-100 (A)	1/22/15	L, 64-68 (A)			2/18/89	W, 83-79	2/24/78	L, 61-102	W, 83-75
2/6/76	L, 73-80 (A)	2/3/84	L, 74-86 (H)	2/12/15	W, 101-73 (H)			12/1/98	W, 83-75	1/27/79	L, 79-103	W, 79-76
1/28/77	W, 77-70 (A)	1/18/85	L, 73-90 (A)	1/4/16	L, 75-91 (A)			1/3/13	W, 76-62	2/8/80	L, 84-93	L, 61-63
2/18/77	L, 71-80 (H)	2/16/85	L, 68-71 (H)	2/13/16	W, 77-61 (H)	1/10/76	L, 65-71	1/22/14	L, 80-82	2/21/81	L, 64-88	W, 90-64
2/3/78	L, 68-75 (H)	1/31/86	W, 82-76 (H)	12/1/16	L, 79-92 (H)	2/18/77	L, 71-80	2/12/15	W, 101-73	2/20/82	L, 58-96	
2/24/78	L, 61-102 (A)	2/22/86	L, 98-105 (A)	11/30/17	L, 89-101 (A)	2/3/78	L, 68-75	2/13/16	W, 77-61	1/28/83	L, 57-63	
1/27/79	L, 79-103 (A)	1/24/87	L, 77-94 (H)	2/9/19	L, 63-65 (H)	2/17/79	L, 80-81	12/1/16	L, 79-92	1/21/84	L, 78-100	
2/17/79	L, 80-81 (H)	2/6/87	L, 93-112 (A)	2/28/19	W, 83-75 (A)	1/18/80	L, 78-100	2/9/19	L, 63-65	1/18/85	L, 73-90	12/29/67
1/18/80	L, 78-100 (H)	1/30/88	L, 88-95 (A)	1/4/20	L, 80-81 (A)	1/31/81	L, 70-77	1/21/21	L, 75-85	2/22/86	L, 98-105	W, 72-77
2/8/80	L, 84-93 (A)	2/19/88	W, 81-75 (H)	3/4/20	W, 79-76 (N)	1/22/82	W, 92-78	2/18/23	W, 93-85	2/6/87	L, 93-112	W, 79-76
1/31/81	L, 80-97 (N)	1/20/89	L, 92-103 (A)	1/21/21	L, 75-85 (H)	2/19/83	L, 69-81	1/11/24	W, 90-76	1/30/88	L, 88-95	(Wayne, Neb.)
2/21/81	L, 64-88 (A)	2/18/89	W, 83-79 (H)	1/20/22	L, 79-88 (A)	2/3/84	L, 74-86			1/20/89	L, 92-103	(Kansas City, Mo.)
1/22/82	W, 92-78 (H)	12/1/98	W, 83-75 (H)	1/5/23	L, 61-63 (A)	2/16/85	L, 68-71		Away: 3-20 (.130)	2/13/14	L, 83-92	

Pitt State vs. Newman... 23-14 (.622) overall, 16-4 home, 6-9 away, 1-1 neutral

Overall: 23-14 (.622)		11/29/83	W, 76-62 (H)	11/15/16	W, 84-76 (H)	1/16/75	W, 88-76	11/17/16	W, 84-76	11/20/84	W, 74-73	(Emporia, Kan.)
		11/20/84	W, 74-73 (A)	11/21/17	W, 88-69 (N)	2/22/77	W, 74-69	1/9/20	W, 65-62	1/13/87	L, 83-91	11/21/17
1/30/74	W, 78-74 (A)	2/18/86	W, 79-65 (H)	1/9/20	W, 65-62 (H)	2/28/78	L, 63-66	2/27/21	L, 77-79	11/27/07	W, 78-76	W, 88-69
1/16/75	W, 88-76 (H)	3/1/86	W, 85-71 (H)	11/24/20	W, 72-70 (A)	2/27/79	W, 86-84	12/1/21	W, 71-66	11/24/09	L, 46-68	(Kansas City, Mo.)
11/22/75	L, 80-95 (N)	1/13/87	L, 83-91 (A)	2/27/21	L, 77-79 (H)	12/1/79	L, 67-72	1/28/23	W, 93-81	11/13/13	L, 76-80	
2/22/77	W, 74-69 (H)	12/9/00	W, 80-74 (H)	12/1/21	W, 71-66 (H)	11/27/80	W, 68-63	12/7/23	W, 82-66	11/17/15	L, 89-98	
12/23/77	L, 70-83 (A)	11/28/07	W, 78-76 (A)	2/26/22	L, 63-75 (A)	11/29/83	W, 76-62			11/24/20	W, 72-70	
2/28/78	L, 63-66 (H)	12/8/08	W, 79-77 (H)	12/7/22	W, 69-64 (A)	2/18/86	W, 79-65		Away: 6-9 (.400)	2/26/22	L, 63-73	
2/27/79	W, 86-84 (H)	11/24/09	L, 46-68 (A)	1/28/23	W, 93-81 (A)	3/1/86	W, 85-71			1/27/22	W, 69-64	
12/1/79	L, 67-72 (H)	11/16/10	W, 95-68 (H)	12/7/23	W, 82-66 (H)	12/9/00	W, 80-74	1/30/74	W, 78-74	2/3/24	W, 77-60	
12/23/78	L, 86-90 (A)	11/20/12	L, 79-89 (H)	2/3/24	W, 77-60 (A)	12/8/08	W, 79-77	12/23/77	L, 70-83			
2/26/80	L, 67-84 (A)	11/13/13	L, 76-80 (A)			11/16/10	W, 95-68	12/3/78	L, 86-90		Neutral: 1-1 (.500)	
11/27/80	W, 68-63 (H)	12/2/14	W, 82-66 (H)	Home: 16-4 (.800)		11/20/12	L, 79-89	2/26/80	L, 67-84			
12/13/80	L, 69-73 (A)	11/17/15	L, 98-89 (A)			12/2/14	W, 82-66	12/13/80	L, 69-73	11/22/75	L, 80-95	

Pitt State vs. Northeastern State... 56-26 (.683) overall, 37-10 home, 18-16 away, 1-0 neutral

Overall: 56-26 (.683)		11/27/54	W, 76-62 (H)	12/6/82	W, 39-37 (H)	1/28/21	W, 68-62 (A)	11/27/54	W, 76-62	1/27/24	W, 97-73	12/5/00	W, 64-62
		11/21/55	W, 79-56 (A)	11/17/84	L, 61-67 (A)	12/11/21	L, 42-59 (A)	12/6/55	W, 93-71			12/8/08	W, 79-77
12/21/27	W, 50-17 (H)	12/6/55	W, 93-71 (H)	11/22/88	L, 74-75 (A)	1/27/22	L, 54-60 (H)	12/7/56	L, 62-77		Away: 18-16 (.529)	1/18/12	L, 60-71
12/22/27	W, 50-25 (H)	11/29/56	L, 56-62 (A)	11/29/97	W, 71-59 (N)	1/21/23	L, 67-80 (A)	12/6/57	W, 80-66			1/23/13	L, 62-64
12/19/28	W, 52-21 (H)	12/7/56	L, 62-77 (H)	11/24/98	L, 63-75 (A)	1/27/24	W, 97-73 (H)	12/12/58	W, 79-55	12/17/30	W, 53-30	2/19/14	L, 60-61
12/20/28	W, 59-15 (H)	12/6/57	W, 80-66 (H)	12/13/99	W, 71-61 (H)			11/29/60	W, 69-66	1/9/34	W, 37-16	1/28/15	W, 76-66
12/17/30	W, 53-30 (A)	12/12/57	W, 71-68 (A)	12/5/00	W, 64-62 (A)			11/28/61	L, 53-61	1/3/47	W, 46-41	1/27/18	W, 96-82
1/3/31	W, 59-22 (H)	12/12/58	W, 79-55 (H)	11/21/01	L, 60-65 (H)			11/27/62	W, 78-72	12/17/47	W, 46-41	1/19/18	L, 64-83
1/2/32	W, 41-19 (H)	12/18/58	W, 79-49 (A)	12/8/08	W, 79-77 (A)	12/21/27	W, 50-17	11/21/63	L, 86-87	12/17/48	W, 47-40	1/28/21	W, 68-62
12/17/32	W, 49-18 (H)	12/17/59	W, 55-54 (A)	1/18/12	L, 60-71 (A)	12/22/27	W, 50-25	1/18/65	L, 70-71	11/21/51	L, 45-46	12/11/21	L, 42-59
12/19/33	W, 47-25 (H)	11/29/60	W, 69-66 (H)	2/25/12	W, 78-54 (H)	12/19/28	W, 52-21	12/6/67	L, 65-69	11/21/55	W, 79-56	1/21/23	L, 67-80
1/9/34	W, 37-16 (A)	12/15/60	L, 58-66 (A)	1/23/13	L, 62-64 (A)	12/20/28	W, 59-15	12/19/68	W, 79-70	11/29/56	L, 56-62		
12/19/34	L, 31-32 (H)	11/28/61	L, 53-61 (H)	2/16/13	W, 88-59 (H)	1/3/31	W, 59-22	12/12/81	L, 69-71	12/12/57	W, 71-68		Neutral: 1-0 (1.000)
12/9/37	W, 45-33 (H)	12/14/61	W, 57-55 (A)	1/29/14	W, 73-63 (H)	1/2/32	W, 41-19	12/6/82	W, 39-37	12/18/58	W, 79-49		
12/3/41	W, 47-20 (H)	11/27/62	W, 78-72 (H)	2/19/14	L, 60-61 (A)	12/17/32	W, 49-18	12/13/99	W, 71-61	12/17/59	W, 55-54	11/29/97	W, 71-59
12/9/46	W, 62-31 (H)	12/13/62	W, 82-79 (A)	1/28/15	W, 76-66 (A)	12/19/33	W, 47-25	11/21/01	L, 60-65	12/15/60	L, 60-65	(Joplin, Mo.)	
1/3/47	W, 51-25 (A)	11/21/63	L, 86-87 (H)	2/18/15	W, 87-73 (H)	12/19/34	L, 31-32	2/25/12	W, 78-54	12/14/61	W, 57-55		
12/9/47	W, 43-34 (H)	12/3/63	W, 79-71 (A)	3/2/15	W, 69-54 (H)	12/9/37	W, 45-33	2/16/13	W, 88-59	12/13/62	W, 82-79		
12/17/47	W, 46-41 (A)	12/1/64	W, 57-56 (A)	12/2/15	W, 106-99 (H)	12/3/41	W, 47-20	1/29/14	W, 73-63	12/3/63	W, 79-71		
12/1/48	W, 47-27 (H)	1/18/65	L, 70-71 (H)	1/28/17	W, 80-59 (H)	12/9/46	W, 62-31	2/18/15	W, 87-73	12/1/64	W, 57-56		
12/17/48	W, 47-40 (A)	12/6/67	L, 65-69 (H)	1/27/18	W, 96-82 (A)	12/9/47	W, 43-34	3/2/15	W, 69-54	12/9/69	L, 66-88		
12/3/49	W, 65-45 (H)	12/19/68	W, 79-70 (H)	12/8/18	W, 77-76 (H)	12/11/48	W, 47-27	12/2/15	W, 106-99	12/8/70	L, 76-85		
12/1/50	W, 36-35 (H)	12/9/69	L, 66-88 (A)	1/19/19	L, 64-83 (A)	12/3/49	W, 65-45	1/28/17	W, 80-59	1/13/82	L, 50-55		
11/28/51	L, 48-49 (H)	12/8/70	L, 76-85 (A)	12/5/18	W, 86-78 (H)	12/1/50	W, 36-35	12/5/18	W, 86-78	11/22/82	L, 47-48		
12/11/51	L, 45-46 (A)	12/12/81	L, 69-71 (H)	1/19/19	L, 64-83 (A)	11/28/51	L, 48-49	2/1/20	W, 64-59	11/17/84	L, 61-67		
11/26/52	W, 71-65 (H)	1/13/82	L, 50-55 (A)	2/1/20	W, 64-59 (H)	11/26/52	W, 71-65	12/5/20	W, 81-71	11/22/88	L, 74-75		
11/30/53	W, 88-75 (H)	11/22/82	L, 47-48 (A)	12/5/20	W, 81-71 (H)	11/30/53	W, 88-75	1/27/22	L, 54-60	11/24/98	L, 63-75		



PSU VS. MIAA OPPONENTS

Pitt State vs. Northwest Missouri... 68-73 (.482) overall, 43-20 home, 19-47 away, 6-6 neutral

Overall: 68-73 (.482)		12/17/62	L, 63-78 (A)	2/1/03	L, 64-92 (A)	2/2/31	W, 42-40	12/31/08	W, 63-61	1/13/90	L, 61-64	(Warrensburg, Mo.)	
2/25/26	W, 59-20 (H)	2/11/63	W, 63-53 (H)	3/7/03	L, 73-95 (N)	1/7/32	L, 18-20	2/6/10	W, 77-68	1/11/92	W, 68-61	3/7/08	L, 42-71
12/31/30	W, 40-33 (A)	12/9/63	W, 93-70 (H)	1/17/04	L, 70-72 (H)	2/14/33	W, 29-27	12/8/10	W, 75-66	2/16/94	W, 68-62		(Kansas City, Mo.)
2/2/31	W, 42-40 (H)	1/18/64	L, 78-88 (A)	2/14/04	L, 64-82 (A)	2/24/34	W, 35-20	2/4/12	L, 74-78	3/1/94	L, 62-74	3/3/12	W, 56-53
1/7/32	L, 18-20 (H)	12/14/64	W, 83-69 (H)	1/15/05	W, 72-58 (A)	1/21/35	W, 21-19	1/5/13	L, 51-62	1/11/95	L, 56-82		(Kansas City, Mo.)
2/9/32	L, 9-26 (A)	2/1/65	W, 78-77 (A)	2/12/05	W, 81-69 (H)	*35-36	W, 39-27	12/6/14	W, 69-67	2/17/96	W, 86-82	3/7/15	W, 65-58
1/19/33	W, 22-19 (A)	12/1/65	L, 79-82 (A)	1/21/06	L, 42-90 (A)	1/4/37	W, 34-28	1/30/16	L, 74-81	2/27/96	W, 101-98		(Kansas City, Mo.)
2/14/33	W, 29-27 (H)	12/16/65	W, 83-79 (H)	2/4/06	W, 64-42 (H)	1/7/38	W, 39-27	2/16/17	L, 64-90	12/7/96	W, 70-66	3/2/18	L, 73-79
1/20/34	L, 13-20 (A)	12/6/66	W, 65-59 (A)	1/31/07	L, 64-69 (A)	1/2/39	L, 20-27	1/6/18	L, 58-84	2/11/98	L, 70-76		(Kansas City, Mo.)
2/24/34	W, 35-20 (H)	12/12/66	W, 70-60 (H)	2/10/07	W, 74-56 (H)	1/13/51	W, 63-49	2/15/20	L, 60-95	2/26/98	L, 70-79	3/10/24	L, 65-78
1/4/35	W, 26-23 (A)	12/4/67	L, 48-65 (A)	3/3/07	W, 76-70 (N)	1/2/52	W, 79-61	1/2/21	L, 69-84	2/5/00	L, 72-81		(Kansas City, Mo.)
1/21/35	W, 21-19 (H)	1/3/68	W, 58-56 (H)	3/10/07	L, 53-74 (N)	1/26/53	W, 71-61	2/10/22	L, 68-80	1/6/01	L, 54-72		
*35-36	W, 39-27 (H)	12/4/68	W, 86-78 (H)	1/19/08	L, 46-62 (H)	1/6/54	W, 80-73	12/3/22	L, 62-73	2/28/01	L, 64-79		
*35-36	L, 22-32 (A)	1/4/71	L, 62-64 (A)	2/16/08	L, 67-46 (A)	12/1/54	W, 98-83			1/5/02	L, 56-72		
12/18/36	L, 28-30 (A)	12/1/71	W, 67-62 (H)	3/7/08	L, 71-42 (N)	1/3/56	W, 77-64			2/1/03	L, 64-92		
1/4/37	W, 34-28 (H)	12/4/72	W, 71-61 (A)	12/31/08	W, 63-61 (A)	12/4/56	W, 98-77			2/10/04	L, 64-82		
12/20/37	L, 28-30 (A)	12/15/73	L, 77-89 (A)	2/7/09	L, 72-75 (A)	2/15/58	W, 94-56	12/31/30	W, 40-33	1/15/05	W, 72-58		
1/7/38	L, 20-27 (H)	1/3/75	L, 77-89 (A)	12/30/09	L, 65-73 (A)	2/16/59	L, 48-53	2/9/32	L, 9-26	1/21/06	L, 42-90		
1/2/39	L, 35-36 (H)	1/12/78/7	W, 81-78 (N)	2/6/10	W, 77-68 (H)	12/1/59	W, 79-64	1/19/33	W, 22-19	1/31/07	L, 64-69		
1/16/39	L, 15-22 (A)	2/24/88	L, 83-88 (H)	12/8/10	W, 75-66 (H)	2/15/60	W, 67-57	1/20/34	L, 13-20	2/16/08	L, 46-67		
12/29/42	L, 28-38 (N)	1/130/88	L, 73-92 (A)	2/5/11	L, 64-65 (A)	2/14/61	W, 67-65	1/4/35	W, 26-23	2/7/09	L, 72-75		
12/10/49	W, 41-36 (N)	12/17/88	L, 28-38 (N)	12/7/11	L, 70-73 (A)	12/6/61	W, 56-40	*35-36	L, 22-32	12/30/09	L, 65-73		
12/29/49	W, 49-41 (A)	1/13/90	L, 57-70 (A)	2/4/12	L, 74-78 (H)	2/11/63	W, 63-53	12/18/36	L, 28-30	2/5/11	L, 64-65		
12/7/50	W, 54-51 (A)	1/12/91	L, 61-64 (A)	3/3/12	W, 56-53 (N)	12/9/63	W, 93-70	12/20/37	L, 28-36	12/7/11	L, 70-73		
1/13/51	W, 63-49 (H)	1/11/92	W, 93-89 (H)	1/5/13	L, 51-62 (H)	12/14/64	W, 83-69	1/16/39	L, 15-22	12/5/13	L, 59-75		
1/2/52	W, 79-61 (H)	1/10/93	W, 68-61 (A)	12/5/13	L, 59-75 (A)	12/16/65	W, 83-79	12/17/49	W, 49-41	12/13/15	L, 48-73		
1/15/52	L, 54-64 (A)	1/12/94	W, 92-82 (H)	12/6/14	W, 69-67 (H)	12/12/66	W, 70-60	12/7/50	W, 54-51	1/7/17	L, 50-77		
12/5/52	W, 69-59 (A)	2/16/94	L, 57-58 (H)	3/7/15	W, 65-58 (N)	1/3/68	W, 58-56	1/15/52	L, 54-64	2/15/18	L, 64-78		
1/26/53	W, 71-61 (H)	3/1/94	W, 68-62 (A)	12/13/15	L, 48-73 (A)	12/4/68	W, 86-78	12/5/52	W, 69-59	1/31/19	L, 83-111		
12/11/53	W, 72-64 (A)	1/11/95	L, 58-82 (H)	1/30/16	L, 74-81 (H)	1/4/71	W, 67-62	12/11/53	W, 72-64	2/22/20	L, 64-73		
1/6/54	W, 80-73 (H)	2/15/95	L, 56-82 (A)	1/7/17	L, 50-77 (A)	12/4/72	L, 77-89	12/11/54	W, 61-56	2/11/21	L, 75-87		
12/1/54	W, 98-83 (H)	1/13/96	W, 89-84 (H)	2/16/17	L, 64-90 (H)	11/27/87	L, 83-88	12/10/55	W, 81-70	1/3/22	L, 64-74		
12/11/54	W, 61-56 (A)	2/17/96	W, 69-65 (H)	1/6/18	L, 58-84 (H)	11/30/88	L, 58-82	12/14/56	W, 82-90	12/2/23	L, 67-77		
12/10/55	W, 81-70 (A)	2/27/96	W, 86-82 (H)	2/15/18	L, 64-78 (A)	1/12/91	W, 93-89	1/27/58	W, 70-61				
1/3/56	W, 77-64 (H)	12/7/96	W, 101-98 (A)	3/2/18	L, 73-79 (N)	1/10/93	W, 92-82	12/8/58	L, 42-60				
12/4/56	W, 98-77 (H)	12/12/97	W, 70-66 (A)	1/31/19	L, 83-111 (A)	1/12/94	L, 57-58	1/5/60	L, 55-67				
12/14/56	L, 82-90 (A)	2/11/98	W, 63-62 (H)	2/15/20	L, 60-95 (H)	2/15/95	W, 89-84	12/3/60	L, 44-83	12/29/42	L, 28-38		
1/27/58	W, 70-61 (A)	2/26/98	L, 70-76 (A)	2/22/20	L, 64-73 (A)	1/13/96	W, 69-65	12/20/61	L, 67-88		(Oklahoma City)		
2/15/58	W, 94-56 (H)	3/5/98	L, 70-79 (A)	1/2/21	L, 69-84 (H)	2/12/97	W, 63-62	12/17/62	L, 63-78	12/10/49	W, 41-36		
12/8/58	L, 42-60 (A)	2/10/99	W, 85-70 (N)	2/11/21	L, 75-87 (A)	2/10/99	W, 82-56	1/18/64	L, 78-88		(Kansas City, Mo.)		
2/16/59	L, 48-53 (H)	1/8/00	W, 82-56 (H)	1/3/22	L, 64-74 (A)	1/8/00	W, 81-77	2/1/65	W, 78-77	1/3/75	W, 81-78		
12/1/59	W, 79-64 (H)	2/5/00	W, 81-77 (H)	2/10/22	L, 68-80 (H)	2/3/01	W, 80-71	12/1/65	L, 79-82		(Springfield, Mo.)		
1/5/60	L, 55-67 (A)	1/6/01	L, 72-81 (A)	12/3/22	L, 62-73 (H)	2/2/02	L, 81-90	12/6/66	W, 65-59	3/5/98	W, 85-70		
2/15/60	W, 67-57 (H)	2/3/01	L, 54-72 (A)	12/2/23	L, 67-77 (A)	1/4/03	W, 81-67	12/4/67	L, 48-65		(Canyon, Texas)		
12/3/60	L, 44-83 (A)	2/28/01	W, 80-71 (H)	3/10/24	L, 65-78 (N)	1/17/04	L, 70-72	12/6/69	L, 62-64	3/7/03	L, 73-95		
2/14/61	W, 67-65 (H)	1/5/02	L, 64-79 (A)			2/12/05	W, 81-69	12/1/71	W, 71-61		(Kansas City, Mo.)		
12/2/61	W, 56-40 (H)	2/2/02	L, 56-72 (A)			2/4/06	W, 64-42	12/15/73	L, 77-89	3/3/07	W, 76-70		
12/20/61	L, 67-88 (A)	1/4/03	L, 81-90 (H)			2/10/07	W, 74-56	2/24/88	L, 73-92		(Kansas City, Mo.)		
			W, 81-67 (H)	2/25/26	W, 59-20	1/19/08	L, 46-62	12/17/88	L, 57-70	3/10/07	L, 53-74		

Pitt State vs. Rogers State... 2-6 (.250) overall, 1-2 home, 1-3 away, 0-1 neutral

Overall: 2-6 (.250)		Neutral: 0-1 (.000)	
1/29/20	L, 72-80 (H)	3/5/20	L, 69-71
3/5/20	L, 69-71 (N)		(Kansas City, Mo.)
12/3/20	L, 80-87 (H)		
1/30/21	W, 86-75 (A)		
12/8/21	L, 70-82 (A)		
1/29/22	W, 88-79 (H)		
1/19/23	L, 70-82 (A)		
1/24/24	L, 79-86 (A)		
Home: 1-2 (.333)			
1/29/20	L, 72-80		
12/3/20	L, 80-87		
1/29/22	W, 88-79		
Away: 1-3 (.250)			
1/30/21	W, 86-75		
12/8/21	L, 70-82		
1/19/23	L, 70-82		
1/24/24	L, 79-86		



ALL-TIME COACHES RECORDS

Year	Coach	W- L	Pct.
2024	Jeff Boschee	21-11	.656
2023	Jeff Boschee	8-20	.286
2022	Kim Anderson	8-20	.286
2021	Kim Anderson	10-12	.455
2020	Kim Anderson	12-18	.400
2019	Kim Anderson	17-13	.567
2018	Kim Anderson	17-13	.567
2017	Kevin Muff	5-22	.185
2016	Kevin Muff	16-13	.552
2015	Kevin Muff	20-12	.625
2014	Kevin Muff	8-18	.308
2013	Kevin Muff	18-10	.643
2012	Kevin Muff	17-14	.548
2011	Kevin Muff	13-13	.500
2010	Gene Iba	9-18	.333
2009	Gene Iba	10-17	.370
2008	Gene Iba	18-10	.643
2007	Gene Iba	18-13	.581
2006	Gene Iba	9-19	.321
2005	Gene Iba	23- 7	.766
2004	Gene Iba	18-11	.621
2003	Gene Iba	16-12	.571
2002	Gene Iba	17-10	.630
2001	Gene Iba	21- 9	.700
2000	Gene Iba	16-13	.551
1999	Gene Iba	24- 5	.828
1998	Gene Iba	24- 6	.800
1997	Gene Iba	24- 8	.750
1996	Gene Iba	14-14	.500
1995	Dennis Hill	13-13	.500
1994	Dennis Hill	10-17	.370
1993	Dennis Hill	13-13	.500
1992	Dennis Hill	21- 8	.724
1991	Dennis Hill	10-16	.385
1990	Dennis Hill	12-15	.444
1989	Ken Ash	9-19	.357
1988	Ken Ash	14-15	.482
1987	Ken Ash	8-20	.286
1986	Ken Ash	17-12	.586
1985	Jerry Reynolds	16-15	.516
1984	John Hickman	9-17	.346
1983	John Hickman	7-23	.233
1982	John Hickman	15-15	.500
1981	John Hickman	4-24	.143
1980	Bob Johnson	5-22	.185
1979	Bob Johnson	13-16	.448

Year	Coach	W- L	Pct.
1978	Bob Johnson	7-20	.259
1977	Bob Johnson	15-12	.556
1976	Bob Johnson	9-16	.360
1975	Bob Johnson	17- 8	.680
1974	Bob Johnson	9-13	.409
1973	Bob Johnson	12-15	.444
1972	Bob Johnson	22- 8	.733
1971	Bob Johnson	12-11	.522
1970	Bob Johnson	10-13	.435
1969	Bob Johnson	13-12	.520
1968	Bob Johnson	7-19	.269
1967	Bob Johnson	6-18	.250
1966	Paul Lambert	18-10	.643
1965	Paul Lambert	15-10	.600
1964	Paul Lambert	11- 9	.550
1963	John Lance	13-10	.565
1962	John Lance	11-14	.440
1961	John Lance	11-15	.423
1960	John Lance	21- 5	.808
1959	John Lance	14-10	.583
1958	John Lance	13-13	.500
1957	John Lance	12-12	.500
1956	John Lance	27- 2	.931
1955	John Lance	18- 6	.750
1954	John Lance	14- 7	.667
1953	John Lance	12-11	.522
1952	John Lance	10-11	.476
1951	John Lance	17-10	.630
1950	John Lance	17-11	.607
1949	John Lance	13-10	.565
1948	John Lance	9-12	.429
1947	John Lance	12-11	.522
1946	John Lance	9- 7	.563
1945	John Lance	12- 6	.667
1944	John Lance	5-10	.333
1943	John Lance	11- 7	.611
1942	John Lance	23- 5	.821
1941	John Lance	18- 6	.750
1940	John Lance	16-11	.593
1939	John Lance	17- 8	.680
1938	John Lance	8-15	.318
1937	John Lance	17- 7	.708
1936	John Lance	12-13	.480
1935	Charles H. Morgan †	11- 7	.611
1934	John Lance	12- 8	.600
1933	John Lance	16- 3	.842

Year	Coach	W- L	Pct.
1932	John Lance	18- 4	.818
1931	John Lance	21- 0	1.000
1930	John Lance	20- 0	1.000
1929	John Lance	13-10	.565
1928	John Lance	16- 5	.762
1927	John Lance	16- 2	.889
1926	John Lance	19- 4	.826
1925	John Lance	14- 2	.875
1924	John Lance	10-10	.500
1923	John Lance	15- 9	.625
1922	Garfield Weede	9-12	.429
1921	Garfield Weede	20- 8	.714
1920	Garfield Weede	2-12	.167
1919	R.O. Courtright	9- 6	.600
1918	R.O. Courtright	3-14	.176
1917	R.O. Courtright	8-10	.444
1916	R.O. Courtright	1-10	.091
1915	No Basketball Team Fielded		
1914	John Fuhrer	4- 0	1.000
1913	John Fuhrer	4- 4	.500
1912	John Fuhrer	4- 6	.400
1911	John Fuhrer	5- 4	.556
1910	John Fuhrer	4- 6	.400
1909	Albert McLeland	4- 0	1.00

COACHES RECORDS

	Yrs	W-	L	Pct.
Jeff Boschee, 2023-	2	29-	31	.483
Kim Anderson, 2018-22	5	64-	76	.457
Kevin Muff, 2011-17	7	97-	102	.487
Gene Iba, 1996-2010	15	261-	172	.603
Dennis Hill, 1990-95	6	79-	82	.491
Ken Ash, 1986-89	4	48-	66	.421
Jerry Reynolds, 1985	1	16-	15	.516
John Hickman, 1981-84	4	35-	79	.307
Bob Johnson, 1967-80	14	157-	203	.436
Paul Lambert, 1964-66	3	44-	29	.603
Charles H. Morgan, 1935 †	1	11-	7	.611
John Lance, 1923-34, '36-63	40	582-	322	.644
Garfield Weede, 1920-22	3	31-	32	.492
R.O. Courtright, 1916-19	4	21-	40	.344
John Fuhrer, 1910-14	5	21-	20	.512
Albert McLeland, 1909	1	4-	0	1.000
TOTALS	115	1500-	1276	.540

† served as interim coach



YEAR-BY-YEAR RECORDS

Year	Home	Away	Neutral	Overall
1908-09	2-0	2-0	—	4-0
1909-10	4-4	0-2	—	4-6
1910-11	5-1	0-3	—	5-4
1911-12	4-0	0-6	—	4-6
1912-13	4-2	0-2	—	4-4
1913-14	2-0	2-0	—	4-0
1914-15	No Team			
1915-16	1-1	0-9	—	1-10
1916-17	5-7	3-3	—	8-10
1917-18	2-6	1-8	—	3-14
1918-19	7-1	2-5	—	9-6
1919-20	1-3	1-9	—	2-12
1920-21	10-1	10-7	—	20-8
1921-22	3-5	6-7	—	9-12
1922-23	5-6	9-2	1-1	15-9
1923-24	5-3	5-7	—	10-10
1924-25	8-2	6-0	—	14-2
1925-26	11-0	6-3	2-1	19-4
1926-27	7-1	9-1	—	16-2
1927-28	9-1	4-3	3-1	16-5
1928-29	8-4	4-5	1-1	13-10
1929-30	12-0	8-0	—	20-0
1930-31	10-0	11-0	—	21-0
1931-32	11-1	7-3	—	18-4
1932-33	11-0	5-3	—	16-3
1933-34	7-5	5-3	—	12-8
1934-35	5-4	6-3	—	11-7
1935-36	10-2	2-11	—	12-13
1936-37	15-0	2-6	0-1	17-7
1937-38	7-6	1-9	—	8-15
1938-39	6-3	7-4	4-1	17-8
1939-40	5-4	6-5	5-2	16-11
1940-41	8-2	6-3	4-1	18-6
1941-42	8-1	8-2	7-2	23-5
1942-43	6-2	4-4	1-1	11-7
1943-44	4-2	1-7	0-1	5-10
1944-45	8-2	4-4	—	12-6
1945-46	6-2	3-5	—	9-7
1946-47	7-6	5-5	—	12-11
1947-48	4-5	5-7	—	9-12
1948-49	8-4	5-6	—	13-10
1949-50	6-4	5-7	6-0	17-11
1950-51	10-3	6-6	1-1	17-10
1951-52	9-3	1-8	—	10-11
1952-53	8-2	3-7	1-2	12-11
1953-54	9-1	4-4	1-2	14-7
1954-55	13-0	5-5	0-1	18-6
1955-56	9-0	12-1	6-1	27-2
1956-57	7-5	3-7	2-0	12-12
1957-58	8-3	5-5	0-5	13-13
1958-59	9-2	4-8	1-0	14-10
1959-60	14-0	7-4	0-1	21-5
1960-61	8-4	1-10	2-1	11-15
1961-62	6-6	4-7	1-1	11-14
1962-63	9-3	3-6	1-1	13-10
1963-64	6-2	4-6	1-1	11-9
1964-65	9-1	4-6	2-3	15-10
1965-66	9-2	6-6	3-2	18-10
1966-67	4-4	1-13	1-1	6-18
1967-68	6-7	1-11	0-1	7-19
1968-69	8-3	4-9	1-0	13-12

Year	Home	Away	Neutral	Overall
1969-70	6-5	3-8	1-0	10-13
1970-71	8-2	4-9	—	12-11
1971-72	13-1	7-6	2-1	22-8
1972-73	8-6	4-9	—	12-15
1973-74	8-3	1-10	—	9-13
1974-75	9-2	7-4	1-2	17-8
1975-76	5-7	3-8	1-1	9-16
1976-77	10-2	3-9	2-1	15-12
1977-78	4-8	2-11	1-1	7-20
1978-79	10-3	1-13	2-0	13-16
1979-80	3-8	1-12	1-2	5-22
1980-81	4-7	0-14	0-3	4-24
1981-82	11-3	4-11	0-1	15-15
1982-83	5-9	2-14	—	7-23
1983-84	6-5	3-10	0-2	9-17
1984-85	8-4	5-9	3-2	16-15
1985-86	12-3	5-7	0-2	17-12
1986-87	4-8	3-11	1-1	8-20
1987-88	12-3	2-11	0-1	14-15
1988-89	7-7	2-11	0-1	9-19
1989-90	8-6	4-9	—	12-15
1990-91	7-6	1-10	2-0	10-16
1991-92	11-3	9-5	1-0	21-8
1992-93	10-3	1-8	2-2	13-13
1993-94	4-5	5-11	1-1	10-17
1994-95	8-5	4-7	1-1	13-13
1995-96	8-3	5-10	1-1	14-14
1996-97	14-2	6-4	4-2	24-8
1997-98	14-0	6-6	4-0	24-6
1998-99	16-1	6-3	2-1	24-5
1999-00	12-2	3-10	1-1	16-13
2000-01	13-1	6-5	2-3	21-9
2001-02	10-3	5-7	2-0	17-10
2002-03	10-3	3-8	3-1	16-12
2003-04	8-5	6-5	4-1	18-11
2004-05	12-1	6-4	5-2	23-7
2005-06	9-4	0-9	0-6	9-19
2006-07	8-5	5-5	5-3	18-13
2007-08	10-3	5-6	3-1	18-10
2008-09	7-8	1-9	2-0	10-17
2009-10	7-7	0-11	2-0	9-18
2010-11	7-5	4-8	2-0	13-13
2011-12	10-5	4-8	3-1	17-14
2012-13	11-3	3-6	4-1	18-10
2013-14	6-6	1-12	1-0	8-18
2014-15	11-2	5-7	4-3	20-12
2015-16	8-5	6-8	2-0	16-13
2016-17	4-8	1-10	0-4	5-22
2017-18	12-3	3-9	2-1	17-13
2018-19	9-4	4-6	4-3	17-13
2019-20	7-8	3-6	2-4	12-18
2020-21	6-5	4-7	0-0	10-12
2021-22	5-7	3-9	0-4	8-20
2022-23	5-10	2-9	1-1	8-20
2023-24	10-3	6-5	5-3	21-11
Totals	898-400	452-767	150-109	1500-1276
	(.692)	(.371)	(.579)	(.540)

NABC RANKING HISTORY

Seasons featured in rankings
1991-92, 1996-97, 1997-98, 1998-99, 2002-03, 2004-05,
2007-08

Total weeks ranked
45

Most consecutive weeks featuring in rankings
12
Nov. 24, 1997 - Mar. 2, 1997

Highest Ranking
1
Feb. 15, 1999

Full seasons in rankings
1
1997-98

Weeks featuring in the Top-10
11

Times ranked in the Top-10
8

Weeks featuring in the Top-5
3

Times ranked in the Top-5
3

Rank	Record	Most Recent
No. 1	1-2	Feb. 15, 1999
No. 4	2-0	Feb. 8, 1999
No. 5	2-0	Feb. 1, 1999
No. 6	3-0	Jan. 25, 1999
No. 7	1-1	Feb. 22, 2005
No. 9	5-1	Jan. 18, 1999
No. 10	4-3	Feb. 22, 1999
No. 11	4-2	Dec. 22, 1997
No. 12	3-1	Mar. 1, 2005
No. 13	3-1	Feb. 15, 2005
No. 14	3-3	Jan. 8, 2008
No. 15	1-1	Feb. 9, 1998
No. 16	6-5	Jan. 15, 2008
No. 17	1-2	Dec. 11, 2007
No. 18	3-1	Jan. 4, 2005
No. 19	4-2	Mar. 8, 2005
No. 20	1-1	Dec. 21, 2004
No. 22	3-1	Dec. 14, 1998
No. 23	3-2	Feb. 8, 2005
No. 25	2-0	Dec. 14, 2005

Rank	Opponent	Result	Date
No. 1	at Truman State	L, 64-75	2/15/99
No. 1	vs. Southwest Baptist	W, 68-61	2/17/99
No. 1	at Missouri Southern	L, 69-80	2/20/99
No. 4	vs. Northwest Missouri	W, 82-56	2/10/99
No. 4	at Lincoln	W, 89-75	2/13/99
No. 5	vs. Missouri S&T	W, 76-57	2/3/99
No. 5	vs. Missouri Western	W, 76-67	2/6/99
No. 6	at Missouri S&T	W, 77-64	1/25/99
No. 6	vs. Missouri Southern	W, 81-65	1/27/99
No. 6	at Washburn	W, 76-70	1/30/99
No. 7	at Missouri Southern	L, 78-84	2/23/05
No. 7	at Truman State	W, 68-66	2/26/05
No. 9	at Missouri S&T	L, 70-73	2/4/98
No. 9	at Missouri Western	W, 82-71	2/7/98
No. 9	at Central Missouri	W, 67-64	1/13/99
No. 9	vs. Emporia State	W, 66-62	1/16/99
No. 9	at Southwest Baptist	W, 63-60	1/18/99
No. 9	vs. Central Missouri	W, 74-59	1/23/99
No. 10	vs. Southwest Baptist	W, 65-51	1/21/98
No. 10	at Central Missouri	L, 67-72	1/24/98
No. 10	at Emporia State	W, 71-69	1/4/99
No. 10	vs. Washburn	W, 77-63	1/6/99
No. 10	vs. Missouri S&T (MIAA)	W, 88-56	2/22/99
No. 10	vs. Truman State (MIAA)	L, 74-76	2/24/99
No. 10	Abilene Christian (NT)	L, 59-79	3/5/99
No. 11	at Rockhurst	W, 76-53	1/6/91
No. 11	vs. Missouri Southern	L, 67-72	1/8/91
No. 11	at Northwest Missouri	W, 68-61	1/11/91
No. 11	vs. Truman State	W, 93-64	1/3/98
No. 11	vs. Emporia State	W, 80-52	1/5/98
No. 11	at Washburn	L, 63-72	1/7/98
No. 12	vs. Missouri Baptist	W, 84-64	12/20/97
No. 12	vs. Central Missouri	W, 69-57	1/12/98
No. 12	at Emporia State	W, 70-55	1/17/98
No. 12	Missouri Southern (MIAA)	L, 61-63	3/4/05
No. 13	at Missouri Southern	L, 64-75	1/29/92
No. 13	vs. Missouri - St. Louis	W, 72-64	2/1/92
No. 13	at Emporia State	W, 76-65	2/16/05
No. 13	vs. Southwest Baptist	W, 94-70	2/19/05
No. 14	vs. Southwest Baptist	W, 66-56	1/22/97
No. 14	at Central Missouri	L, 73-83	1/25/97
No. 14	vs. Missouri Western	L, 88-98	1/19/05

Rank	Opponent	Result	Date
No. 14	vs. Missouri S&T	W, 53-44	1/22/05
No. 14	at Missouri Southern	L, 64-76	1/9/08
No. 14	at Emporia State	W, 72-63	1/12/08
No. 15	at Northwest Missouri	L, 70-76	2/11/98
No. 15	vs. Lincoln	W, 105-56	2/14/98
No. 16	vs. Washburn	L, 89-93	1/8/97
No. 16	vs. Park (Mo.)	W, 97-89 OT	1/10/97
No. 16	vs. Central Missouri	W, 93-58	1/13/97
No. 16	vs. Central Mo. (MIAA)	W, 85-67	2/24/98
No. 16	at Northwest Mo. (MIAA)	L, 70-79	2/26/98
No. 16	Angelo State	W, 58-54	12/18/07
No. 16	vs. Southwestern College	W, 93-58	12/29/07
No. 16	vs. Central Missouri	L, 63-74	1/2/08
No. 16	at Truman State	W, 62-59	1/5/08
No. 16	vs. Southwest Baptist	L, 61-85	1/16/08
No. 16	vs. Northwest Missouri	L, 46-62	1/19/08
No. 17	at Southwest Baptist	L, 51-60	2/4/92
No. 17	vs. Missouri Western	L, 74-83	2/8/92
No. 17	St. Mary's (Texas)	W, 63-54	12/17/07
No. 18	at Southwest Baptist	W, 56-51	2/19/98
No. 18	vs. Missouri Southern	W, 77-60	2/21/98
No. 18	vs. Missouri Southern	W, 75-66	1/5/05
No. 18	at Southwest Baptist	L, 72-80	1/8/05
No. 19	St. Mary (Kan.)	W, 99-59	12/2/97
No. 19	Oklahoma Wesleyan	W, 103-57	12/13/97
No. 19	at Washburn	L, 61-76	1/26/05
No. 19	vs. Central Missouri	W, 95-86	1/29/05
No. 19	St. Mary's (Texas) (NT)	W, 73-59	3/12/05
No. 19	Tarleton State (NT)	L, 59-65	3/13/05
No. 20	at Central Missouri	L, 71-90	12/30/04
No. 22	vs. Truman State	W, 66-58	1/2/05
No. 22	Arkansas Tech	W, 77-48	11/28/97
No. 22	Northeastern State	W, 71-59	11/29/97
No. 22	Northwest Missouri (NT)	W, 85-70	3/5/98
No. 22	at West Texas A&M (NT)	L, 79-90	3/6/98
No. 23	vs. Missouri Southern	L, 69-74	1/15/03
No. 23	at Truman State	W, 77-74 OT	1/18/03
No. 23	at Emporia State	L, 69-78	1/14/04
No. 23	at Missouri Western	W, 83-76	2/9/05
No. 23	vs. Northwest Missouri	W, 81-69	2/12/05
No. 25	Eastern New Mexico	W, 83-63	12/18/04
No. 25	West Texas A&M	W, 64-51	12/19/04



ALL-TIME LETTERWINNERS

A.....

Cory Abercrombie, 2007-08
 Reuben Ables, 1981-82
 A.J. Adams, 2013
 James Adams, 1938-40
 Mike Adams, 1985-86
 Xavier Adams, 2017-18
 Bob Adamson, 1974-75
 Art Alexander, 1938
 Max Alexander, 2023-24
 Amos Alford, 1989-90
 Harold Alyea, 1920-21
 Paul Alyea, 1920-23
 Jess Anderson, 1926-28
 Jabari Antwine, 2017-18
 Steve Armstrong, 1968-69
 Gary Arnett, 1961-62
 Bobby Arthur-Williams Jr., 2021-22
 Pete Atkinson, 1936-38

B.....

Gus Babb, 1930
 Andra Bailey, 2011-12
 Donald Bain, 1952
 Doug Baker, 1969-72
 Fred Baker, 1934-37
 Dave Baldwin, 1976-77
 Charles Ball, 1949-50
 Harold Balzer, 1946-48
 Johnny Battles, 1969-70
 Will Baumgardner, 2003
 Curtis Beaman, 1949-50
 Gerald Beaman, 1949-50
 Andrew Beavers, 1978
 Herbert Benson, 1927-29
 Terry Benson, 1969-70
 Larry Berry, 1967
 D.J. Bertoncino, 1984-85
 Andrew Bertuzzi, 1943
 Derwood Bethel, 1933
 John Bewley, 1953-54
 Melvin Binford, 1925-26
 Daniel Blair, 2005-07
 Idris Boltz, 1925
 Danny Bovain, 2003
 Bryan Bowman, 1921
 Harold Bowman 1918
 Jimmie Bradshaw, 1919
 Devon Branch, 2014-15
 Dave Branson, 1972-73
 Clifford Breithaupt, 1927-29
 Joe Bridges, 2006-07
 Richard Brill, 1968
 Creighton Brinker, 2016
 Jack Broadhurst, '41-43, '46
 Terry Brooker, 1968
 Cedric Brooks, 2002-03
 Wade Brotherson, 1972-73
 Clinton Brown, 1948-51
 Edward Brown, 1965
 Merle Brown, 1941-42
 Jake Bullard, 2013-14
 Bert Buller, 1940
 Siegel Buman, 1912-13
 Zach Burch, 2021-22
 Al Burdett, 1961
 Seth Burris, 2008-09
 Frank Burton, 1913
 Mark Byrd, 1994-95

C.....

Ed Cain, 1955-56
 Kenneth Calloway, 1951-52
 Greg Campbell, 2001, '03-05
 Matt Campbell, 1996-97
 Brian Carpenter, 1967-68
 Eric Carr, 1982-83
 Marcel Cherry, 2019-20
 Jim Chroust, 1963-66
 Wayne Cichon, 1976-77
 Charles Clark, 1948-49

Trenton Clayton, 2019
 Nate Clevenger, 1995
 Brandon Clifford, 2017-18
 Cedric Cobb, 1999-2000
 Kenneth Cochran, 1954
 Carl Cockerill, 1917
 Clay Cockerill, 1917
 Darrell Colbert, 1993
 Homer Cole, 1946-50
 Deitrich Cole Jr., 2017-18
 Brandon Coleman, 2010
 Brian Comstock, 1994-95
 Randy Cones, 1989-90
 Pancho Conley, 1996
 Dale Conner, 1943, '47
 Fain Conner, 1913
 Bill Conrow, 1960
 Denver Cook, 2000
 Jeff Cook, 1980
 Michael Cook, 1991-92
 Glen Cooper, 1955, 1957
 Kevin Cooper, 1991-93
 Ethan Cordray, 2013-14
 Herbert Cormack, 1926-28
 Jerry Couch, 1963-64
 Don Coulter, 1939
 Kenneth Coulter, 1946-47
 Henry Cowles, 2024
 W.H. Cox, 1913
 George Crawford, 1969
 Stanley Crawley, 1966
 Frank Cukjati, 1965
 James Cureton, 1991-92
 Steve Curran, 1981-82

D.....

C.R. Dabbs, 1912
 Gene Daniels, 1979
 Saddrick Daniels, 1994
 Alex Davis, 1998-99
 John Davis, 1916
 Roy Dennis, 1910-11
 Neil Deplue, 1972-74
 Lamine Dieng, 2015
 Don Diggs, 1966-69
 Dick Dixon, 1970-72
 Fremont Dixon, 1914
 Paul Dixon, 1973
 Doug Dodge, 1969-71
 Lisle Doughman, 1918-19
 Larry Douglas, 1949
 Douglas Duffey, 1947
 David Dunbar, 1961-62
 George Dunleavy, 1951-52
 Louis Dunn, 1968-69, '71

E.....

Terrell Eaddy, 2013-14
 Jesse Eastman, 1933-35
 Marc Eddington, 1996-97
 Christian Edmondson, 2017-20
 John Edwards, 1933-34
 Ray Elliott, 2019-20
 Jordan Embers, 2011
 Fred Emmerson, 1923
 Daryl England, 1964-65
 Deshaun English II, 2023-24
 Rodney Estes, 1987

F.....

Leonard Farrell, 1952-53
 Frank Farwell, 1939
 Gene Faurot, 1955-56
 Bill Feuerborn, 1969-70
 Scott Fields, 1990-91
 Tony Fleming, 1987-90
 Javis Flynn, 2015-16
 Kyle Folkerts, 1983-84
 Bill Foote, 1969
 Bill Forbes, 1938-39
 R.J. Forney Jr., 2021-24

Donovan Franklin, 2018-19
 Matt Frazier, 1999-2000
 Jack Frazier, 1958-59
 Sidney Friend, 1936
 Jordan Frison, 2024
 Willie Fritz, 1980-81
 James Fulton, 1994-96

G.....

Cody Gafford, 2014
 Mark Gant, 1990
 Augustine Garcia, 1934
 Charles Gardner, 1971-72
 Wayne Gardner, 1931-32
 Bob Gastel, 1975-76
 Doug Gillispie, 1996-99
 Antonio Givens II, 2020-22
 Kay Goforth, 1927-30
 Oscar Gonzalez, 1996-99
 W.D. "Bill" Goodwin, 1917
 Robert Gough, 1960-61
 Rodney Grace, 2009-10
 Henry Granger, 1965
 Russ Granger, '41-42, '48-49
 Drake Green, 2011-12
 Jeff Greene, 1988-89
 Trevor Gregory, 2014-16
 Erich Grotheer, 1971-72
 Gene Grounds, 1984-86
 Arjok Guguai, 2012
 Jeff Guiot, 1985-86
 Josiah Gustafson, 2014-16

H.....

Dennis Habig, 1979
 Clarence Hackworth, '31-32
 Dan Hagan, 1952-53
 Jack Hall, 1987
 Jim Hamilton, 1942-43
 Buster Hamm, 1921
 Don Handley, 1933
 Fred Harder, 1957-60
 Grant Harding, 2020
 Quentin Hardrict Jr., 2021-23
 Tim Harries, 1974
 George Harris, 1934-37
 Lawrence Harris, 1914
 Mike Harris, 1995
 Ray Harris, 1978-79
 Archie Harrison, 1965-68
 Tyler Hawkins, 2022
 Denton Hays, 2013-16
 Henry Heidebrecht, 1962
 Toraino Hellems, 1994
 Dwight Henderson, 1964-67
 Adrian Herrera, 2011-12
 Joyce Herrold, 1933
 Carter Hjelmstad, 2024
 Curt Hicks, 1980
 Troy Hill, 1984
 Ralph Hinkle, 1918
 Francis "Arkie" Hoffiman, 1925-28
 Jaxon Holden, 2016-18
 Ethan Holloway, 2020-23
 David Holt, 1963-64
 Phil Honeycutt, 1973, '75-76
 S.L. Householder, 1910-11
 Wayne Howard, 1941-42
 Kurtis Howey, 2001-02
 Cameron Huefner, 2021-22
 Dave Hudson, 1968, '70
 Marion Huffman, 1950-51
 Landen Hughlett, 2023
 Wilbur Humphries, 1943, '47
 Egbert Hunter, 1910-11
 Michael Hutchingson, 2007-08
 John Hutter, 1939, '41

I.....

Courtney Ingram, 2011-13
 Jeff Ivory, 2008-09

J.....

George Jack, 1931
 Eddie Jackson, 2004-05
 Evan Jackson, 2024
 Jesse Jackson, 1912
 Mar'Qywell Jackson, 2017-18
 Norvett Jacques, 1991-92
 Norman Jeffery, 1946-47
 Bob Jenkins, 1962-64
 Eddie Johnson, 1951
 Elmer Johnson, 1928-31
 Eric Johnson, 1972-73
 Mark Johnson, 1992-93
 Richard Johnson, 1918-19
 Perry Johnson, 1913
 Brian Jones, 1976-78
 Calvin Jones, 1979-80
 Dakota Jones, 2015-18
 Jason Jones, 2023
 Logan Jones, 2011
 Michael Jones, 1999-2000
 Mike Jones, 1969, '71


K.....

Adam Kahler, 1932-33
 Anthony Kelly, 1991-92
 Kenny Kersten, 1965
 Gary Key, 1963
 Kris Killian, 1936
 William Kincaid, 1929-31
 Harley King, 1941-42
 Blake Kinsey, 1984, '86
 Calvin Kinzer, 1972-75
 Tom Kipp, 1946
 Connor Kjer, 2014-15

L.....

Greg Lambkins, 1985-86
 John Lance, 1916-17
 John Lance, Jr., 1941-42
 Ray Lance, 1941-43
 John Landers, 1922-23
 Nathan Lang, 2007
 Allau Lanyon, 1923-24
 Bill Lark, 1935
 Mike Lavin, 1955-56
 R.J. Lawrence, 2019, '21-22
 Jerry Leatherman, 1961
 Charles Lewis, 1953-54

Jim Chroust was a four-year letterwinner (1963-66).



ALL-TIME LETTERWINNERS

Ernie Lewis, 1969-70, '70
Leland Lewis, 1929-31
Demetrius Levarity, 2018-19
Tom Lindahl, 1958-60
Delwin Locke, 1963-64
Bill Long, 1950-51
Lowell Long, 1939-40
Randy Love, 1973-75
Grant Lozoya, 2018-19
Kevin Ludwig, 1983

M

Spencer Magana, 2007-10
Kenneth Mahan, 1939
Doug Majhers, 1965
Max Maletz, 1935-38
Mark Mann, 1982-83
Tanner Mans, 2024
Eric Marshall, 2011
Howard Martin, 1943
Mike Martin, 1982-83
Nick Maryland, 2023
Kyle Mason, 2006
Richard Massey, 1961
C.J. Masters, 2010
Ben Matthews, 1984
Mike Mattick, 1978
Richard Maupin, 1953-55
Ronald Maupin, 1960-61
Cedric Mayberry, 1998-99
Albert McBride, 2023
Ken McClure, 1931, '33-35
Carl McCormick, 1953
Justin McCoy, 2006-07, '09
Tony McCoy, 1984-85
J.R. McCreary, 1913
Marty McDermott, 1991
JaVon McGee, 2010-13
Walter McGregor, 1952-53
David McKinnie, 2009
M.V. McNally, 1914
Rick McPherson, 1980
Lonnie McThompson, '86-88
Don Meadows, 1964-65
Harold Meadows, 1938
Glenn Meisenheimer, '25-27
Earl Michie, 1916
Robert Miller, 1953-54
Ronald Miller, 1961
Orlin Milner, 1960-61
Edwin Minniefield, 1991, '93
Don Miskimon, 1962-63
Bill Mitchell, 1948-50
Guy Mitchell, 1942, '47-48
Sylvain Montreuil, 2000
Ike Moore, 2021-22
Bill Morgan, 1939-41
Ed Morris, 2006-07
Cleo Morrison, 1910-11
Dale Morrow, 1947-48
Eldon Mrstick, 1955-56
Abdul Muhammad, 1992
Howard Mullen, 1914
Lysle Mummert, 1926
Jonathan Murray, 2018-19
Robert Myers, 1932-34

N

Ed Nealy, 1956-57
Russell Neas, 1938
Carl Neff, 1955-56
John Newton, 1957-58
Dave Niegsch, 1965-67
Mark Nolen, 2012-13
Larry Norris, 1966

O

Barry O'Brian, 1982-83
Austin Ober, 1923-24
Ryan Odaffer, 2001-02, '04-05
Steve Odaffer, 1976-77

Lee Olmsted, 1951-54
Bernie Onelio, 1957-60
Eric Osborne, 1997-98
Robbie Ostermann, 2017-18
Perry Owaley, 1934-35
Chris Owens, 2016

P

Robert Palling, 1921-22
Bruce Palmer, 1953-56
Jay Parker, 1984-85
Lacel Parsons, 1924-25
Russell Partridge, 1986
Brandon Pate, 2000-01
Tyler Pate, 1972-73
Russ Pennell, 1981
Dennis Person, 1970
Jared Peterson, 1987-89
Rex Peterson, 1956-57
Jeff Pettz, 1982-83
Rico Pierrevilus, 2012-13
Ryan Pippens, 2021-22
Colton Pitko, 2017-18
Claude Plem, 1932
Ian Ponds, 2011-12
Steve Portz, 1976-78
Kaleb Porter, 2013
O.F. Potter, 1910-11
Calvin Poulina, 2023
Jai Pradia, 2001-02
Dewey Price, 1920-22
Tane Pricitor, 2023-24
Sam Pugh, 2012-14
Charles Purma, 1922-25
Sean Pyle, 1985-86

Q

Zach Quick, 2010

R

Michael Rainey, 2000
Don Ransom, 1919
Clarence Ratzlaff, 1929-32
Clinton Rankin, 1935, '37
Eric Ray, 2011-12
Bill Ravenscroft, 1938
Ralph Redmond, 1958-60
D.O. Reed, 1910-11
Byron Reed, 1910-11
Carson Reeder, 1940
Ivon Reese, 1912
Braydon Redd, 2024
Lester Reffert, 1916
Magic Reliford, 2022-23
Jim Rhea, 1969-70
Edwin Rice, 1924
Jamey Richardson, 2003-04
Kenneth Richardson, 1963
Ted Richardson, 1967-68
Sumner Roberts, '30, '34-36
T.J. Roberts, 1995-98
Roger Robins, 1955-56
Chris Robinson, 1988
Jay Robinson, 2010
Chris Roe, 2007-08
Drew Roelfs, 2020-21
Henry Rogers, 2009-10
Lawrence Royer, 1934-37
Max Ruark, 1999-2002
Robert Russell, 1947
Don Rutherford, 1937-40
Elmer Ryals, 1910-11
Edwin Ryan, 1940-41, '46
Marvin Ryden, 1939-42
Steve Ryssemus, 1976-77

S

Marshall Sage, 1967
Alex Salazar, 1997-98
Vince Samuels, 1989-90
James Sanders, 1993-95

Tommie Saunders, 1981-82
Billy Savage, 1966-67
Arthur Scavezze, 1956-57
Kenneth Schlup, 1957-58
Ernest Schmidt, 1930-33
Art Scott, 1937
Kemo Scott, 1986
Leroy Scott, 1918-21
Tom Scott, 1927-30
Phil Scourten, 1978-79
Gib Scranton, 1959
Charles Seshier, 1922-25
Ron Shade, 1970
Hayden Shanks, 2024
Deming Shaw, 1925-27
Jeremy Shaw, 2023-24
Corey Shelby, 1997-98
Zac Shepherd, 2003-06
Matt Sherrel, 1989-92
Paul Shoemaker, 1974
William Short, 1925-26
James Shorters, 1994
Don Simmons, 1978-79
Jermaine Simmons, 1996
Mike Simon, 1974
Paul Smiley, 1912
Andy Smith, 2009-11
Leroy Smith, 1927
Lowell Smith, 1918
Randolph Smith, 1970-72
Steve Smith, 1983
Tim Smith, 2001
Vinson Smith, 1995
Glenn Smyth, 1951-52
James Sparks, 1947
Andrew Spieker, 2000-01
John Spillman, 1948-49
Jay Spoonhour, 1993-94
Jim Spychalski, 1988
Dan Stanley, 1999-2002
Trey Starks, 2015-16
William Starks, 1964
Keith Starling, 1979-80
MacDowell Steele, 1923-26
Pete Stein, 1952-53
Dave Stewart, 1964-65
Jeff Stewart, 1994-95
Walter Stewart, 1936
Bernard Stine, 1958
Doug Story, 1983-84
Douglas Story, 1949-52
Parker Stotler, 1957
T.J. Stukes, 2012
Don Sturdy, 1939-41
Hays Sturgeon, 1917
George Sweatt, 1920, '22

T

Victor Tanner, 1914, '16
Bryson Tatum, 20
Carlos Taylor, 2006-09
Jason Taylor, 2004-05
Mike Taylor, 1974-76
Montie Taylor, 1970-72
Orval Taylor, 1954-55
Rich Taylor, 1964
Derek Thomas, 1981
Harold Thomas, 1954
Jack Thomas, 1949-51
Steve Thomas, 1976-77
Joe Thomson, 1961-63
Wes Thornton, 2002-05
Eugene Tims, 1932-34
Sam Treece, 1981
Brandon Twito, 2003

U

Donald Uhlenhop, 1948-51
Leroy Uhlenhop, 1938-41
H.B. Unruh, 1946

V

Clyde Vail, 1923-24
Leslie Van Winkle, 1962-63
William Vauek, 1931-32
Javier Velazquez, 1997-98
Demetrius Virginia, 2011-12
Oliver Vogt, 2002-03
Martin Vogts, 2021
Tommy Vosseler, 2002-05

W

Andy Wachter, 2004-06
Francis Wachter, 1929-32
Troy Wade, 1991-92
A.J. Walker, 2019-20
Blaine Walker, 1916-17
Bill Waltz, 1942-43, '46-47
Richard Wanasek, 1942
Desmond Watson, 1982-83
Keith Watts, 1987-88
Chris Ware, 2011
Dejon Waters Jr., 2020, '22
George Wells, 1919-20
J. Ralph Wells, 1912-14, '16
Jay Wesley, 1995
Alan Whetzel, 1958-59
Edward White, 1960
Justin White, 2005
Ron White, 1968
Tony Wiatrak, 1993
Alex Williams, 2014
Bob Williams, 1973-75
Keith Williams, 1956-57
Joe Williams, 1916
Barry Williamson, 1972-74
Roger Williamson, 1974-75
Jeff Willms, 2001-02
Chris Wilson, 2012
Lucas Wilson, 2016-19
Keith Windom, 2007-08
Clinton Witty, 1972
Steve Wochos, 1959
Greg Wolf, 1977-80
Jah-Kobe Womack, 2020
Xavier Womack, 2020
James Wood, 1981
John Wood, 1974-75
Maurice Woodford, 1926-27

Y


R.A. York, 1917, '21

Z

Harry Zook, 1918, '21-2

ALL-CONFERENCE PLAYERS

Mid-America Intercollegiate Athletics Association



Ray

2023-24

Deshaun English Jr. 1st
 Jeramy Shaw 3rd
 Jordan Frison H.M./F.O.Y
 R.J. Forney Jr. All-Defensive

2022-23

Deshaun English Jr. H.M.

2021-22

Bobby Arthur-Williams Jr. H.M.

2020-21

Bobby Arthur-Williams Jr. 3rd
 Quentin Hardict Jr. H.M.

2019-20

A.J. Walker H.M.

2018-19

Grant Lozoya 3rd
 Donovan Franklin 3rd

2017-18

Xavier Adams 3rd
 Donovan Franklin H.M.

2015-16

Josiah Gustafson 2nd
 Javis Flynn H.M./All-Defensive
 Trey Starks H.M.

2014-15

Josiah Gustafson 3rd
 Devon Branch 3rd
 Javis Flynn All-Defensive

2013-14

Devon Branch 3rd

2012-13

Marky Nolen D.P.O.Y
 JaVon McGee 3rd
 Rico Pierrevilus H.M.
 Kaleb Porter H.M.

2011-12

Andra Bailey 2nd/All-Defensive
 Eric Ray H.M.
 JaVon McGee H.M.

2010-11

Eric Ray 2nd
 Andra Bailey H.M.

2009-10

Rodney Grace H.M.
 Spencer Magana H.M.

2008-09

Carlos Taylor 2nd

2007-08

Cory Abercrombie 1st/All-Defensive
 Keith Windom H.M.

2006-07

Ed Morris 1st/All-Defensive
 Cory Abercrombie H.M.

2005-06

Eddie Jackson 1st
 Ed Morris H.M./All-Defensive

2004-05

Eddie Jackson 1st/All-Defensive
 Jason Taylor 2nd
 Greg Campbell All-Defensive

2003-04

Jamey Richardson 1st/
 All-Defensive
 Eddie Jackson 2nd
 Jason Taylor H.M.

2002-03

Cedric Brooks 1st
 Jamey Richardson H.M.

2001-02

Cedric Brooks 1st
 Jai Pradia H.M.
 Max Ruark H.M.
 Dan Stanley H.M.

00-01

Brandon Pate 1st
 Dan Stanley 2nd

99-00

Brandon Pate 2nd

1998-99

Oscar Gonzalez 1st/M.V.P
 Doug Gillispie 1st
 Michael Jones H.M.
 Dan Stanley H.M./F.O.Y

1997-98

Oscar Gonzalez 1st
 Doug Gillispie 2nd
 T.J. Roberts H.M.
 Corey Shelby H.M.
 Javier Velazquez H.M.

1996-97

Marc Eddington 1st
 Oscar Gonzalez 2nd
 Doug Gillispie H.M.
 T.J. Roberts H.M.

1995-96

Marc Eddington 1st
 Pancho Conley H.M.
 Oscar Gonzalez H.M.
 T.J. Roberts H.M.

1994-95

Vinson Smith H.M.

1993-94

Toraino Hellems 2nd
 Saddrick Daniels H.M.
 Jay Spoonhour H.M.

1992-93

Mark Johnson 2nd

1991-92


Mark Johnson 1st

1990-91

Scottie Fields 2nd
 James Cureton H.M.
 Troy Wade H.M.

1989-90

Scottie Fields 2nd
 Tony Fleming H.M.



Gillispie



Roberts



Spoonhour




Johnson



Wade



Fields



Richardson




Ruark



Stanley



Pate



Gonzalez

ALL-CONFERENCE PLAYERS

Central States Intercollegiate Conference



Greene

1988-89

Jeff Greene 1st
 Tony Fleming H.M.
 Amos Alford H.M.

1987-88

Jeff Greene 1st
 Tony Fleming H.M.
 Lonnie McThompson H.M.

1986-87

Rodney Estes H.M.

1985-86

Jeff Guiot 1st
 Mike Adams H.M.

1984-85


Tony McCoy 1st
 Jeff Guiot H.M.
 Jay Parker H.M.



Fleming



Guiot



C. Jones



Wolf

1982-83

Tim Calvin H.M.
 Mark Mann H.M.
 Mike Martin H.M.

1981-82

Reuben Ables H.M.
 Mike Martin H.M.

1980-81

Russ Pennell H.M.
 Derek Thomas H.M.

1979-80

Greg Wolf 1st
 Calvin Jones H.M.

1978-79

Gene Daniels 1st
 Calvin Jones H.M.
 Phil Scourten H.M.
 Greg Wolf H.M.

1977-78

Steve Portz H.M.
 Don Simmons H.M.

1976-77

No records available



M. Taylor




B. Williams



M. Jones



Dodge



Feuerborn

Great Plains Athletic Conference

1975-76

Mike Taylor 1st

1974-75

Calvin Kinzer 1st
 Bob Williams 1st

1973-74

Calvin Kinzer 1st
 Bob Williams 1st

1972-73

Calvin Kinzer 1st
 Dick Dixon H.M.
 Eric Johnson H.M.

Rocky Mountain Athletic Conference

1971-72

Erich Grotheer 2nd
 Doug Baker 2nd

1970-71

Mike Jones 1st
 Doug Dodge 2nd

1969-70

Doug Dodge 1st
 Bill Feuerborn 2nd

1967-68

Don Diggs 1st



ALL-CONFERENCE PLAYERS

Central Intercollegiate Conference



Crawley

1965-66

Jim Chroust 1st
Lee Crawley 1st
Dave Niegsch 2nd
Dwight Henderson H.M.
Keith Lindsey H.M.

1964-65

Daryl England 2nd
Don Meadows 2nd
Eddie Brown H.M.
Jim Chroust H.M.
Archie Harrison H.M.



Henderson

1963-64

Jim Chroust 1st
Jerry Couch 1st
Delvin Locke 1st



R. Maupin

1962-63

Delvin Locke 1st
David Holt 2nd

1961-62

Dave Dunbar 1st



Onelio

1960-61

Bob Gough 1st
Ron Maupin 2nd

1959-60

Fred Harder 1st
Tom Lindahl 2nd
Bernie Onelio 2nd



Nealy

1958-59

Bernie Onelio 1st

1957-58

Kenny Schulp 2nd
John Newton H.M.

1956-57

Ed Nealy 1st
Glenn Cooper 2nd



Brown

1955-56

Ed Cain 1st
Ed Nealy 1st
Carl Neff 1st
Bruce Palmer 1st

Roger Robins 2nd

1954-55

Bruce Palmer 1st
Dick Maupin 2nd
Roger Robins 2nd

1953-54

Bruce Palmer 1st
John Bewley 2nd

1952-53

Lynn Farrell 2nd
Lee Ohlmsted 2nd

1951-52

Ken Callaway 2nd
Lee Ohlmsted 2nd

1950-51

Clinton Brown 1st

1949-50

Clinton Brown 1st
Jack Thomas H.M.

1948-49

Clinton Brown 2nd
John Spillman 2nd

1947-48

Guy Mitchell 1st
Buck Balzer H.M.
Guy Mitchell H.M.

1946-47

Dale Conner 2nd
Guy Mitchell H.M.
Bill Waltz H.M.

1945-46

No Conference Schedule

1944-45

No Conference Schedule

1943-44

No Conference Schedule

1942-43

Jim Hamilton 1st

Ray Lance 2nd

1941-42

Merle Brown All-CIC
Marvin Ryden All-CIC

1940-41

Don Sturdy 1st
Leroy Uhlenhop 1st

1939-40

Jim Adams 1st
Carson Reeder 1st
Leroy Uhlenhop 2nd

1938-39

Don Sturdy 1st
Jim Adams 1st
Leroy Uhlenhop 2nd
Don Coulter H.M.
Bill Morgan H.M.

1936-37

Max Maletz 1st
Clinton Rankin 1st
Laurence Royer 2nd

1935-36

Max Maletz All-CIC

1934-35

Jesse Eastman All-CIC
Andy McClure All-CIC

1933-34

John Edwards 1st
Andy McClure 2nd
Robert Myers 2nd

1932-33

John Edwards 1st
Ernest Schmidt 1st
Jesse Eastman 2nd

1931-32

Clarence Ratzlaff 1st
Ernest Schmidt 1st
Francis Wachter 1st

1930-31

William Kincaid 1st

Clarence Ratzlaff 1st
Ernest Schmidt 1st
Elmer Johnson 2nd
Francis Wachter 2nd

1929-30

Ernest Schmidt 1st
Francis Wachter 1st
Clarence Ratzlaff 2nd

1928-29

Tom Scott 2nd

1927-28

Ray Goforth 1st
Francis Hoffman 1st



R. Lance



Reeder



Sturdy



Uhlenhop



Schmidt



Hoffman

ALL-DISTRICT PLAYERS

NCAA Division II Honorees



Morris

2023-24

Deshaun English II, F, Second-Team
All-Central Region (SIDs)

2007-08

Cory Abercrombie, F/C, First-Team
All-South Central District (NABC)
All-South Central Region (SIDs)



Jackson

2006-07

Ed Morris, F, Second-Team
All-South Central District (NABC)

2005-06

Eddie Jackson, G, Second-Team
All-South Central District (NABC)
All-South Central Region (SIDs)



Gonzalez

2003-04

Eddie Jackson, G, First-Team
All-South Central District (NABC)
All-South Central Region (SIDs)

2002-03

Cedric Brooks, G, First-Team
All-South Central Region (SIDs)



Greene

1998-99

Doug Gillispie, C, Second-Team
All-South Central District (NABC)
Oscar Gonzalez, G, First-Team
All-South Central District (NABC)
All-South Central Region (SIDs)



Kinzer

1997-98

Oscar Gonzalez, G, First-Team
All-South Central District (NABC)
All-South Central Region (SIDs)

1996-97

Marc Eddington, F, First-Team
All-South Central District (NABC)



Grotheer

1992-93

Mark Johnson, G, Second-Team
All-South Central District (NABC)

1989-90

Scottie Fields, F, Second-Team
All-South Central District (NABC)

NAIA Honorees

1988-89

Jeff Greene, F, First-Team
NAIA All-District 10

1987-88

Jeff Greene, F, First-Team
NAIA All-District 10

1985-86

Jeff Guiot, G, First-Team
NAIA All-District 10

1979-80

Greg Wolf, F, First-Team
NAIA All-District 10

1974-75

Calvin Kinzer, F, First-Team
NAIA All-District 10

1973-74

Calvin Kinzer, F, First-Team
NAIA All-District 10
Bob Williams, F, First-Team
NAIA All-District 10

1972-73

Calvin Kinzer, F, First-Team
NAIA All-District 10

1971-72

Erich Grotheer, F, First-team
NAIA All-District 10
Doug Baker, F, Second-Team
NAIA All-District 10

1970-71

Mike Jones, F, First-Team
NAIA All-District 10
Doug Dodge, F, Second-Team
NAIA All-District 10

1969-70

Bill Feuerborn, G, Second-Team
NAIA All-District 10

PSU ALL-AMERICANS

2007-08

Cory Abercrombie, Forward/Center

17.9 ppg, 10.2 rpg, 1.1 bpg

3rd-Team Basketball Times Division II All-America

3rd-Team Daktronics/Division II All-America

3rd-Team Division II Bulletin All-America

2005-06

Eddie Jackson, Guard

19.2 ppg, 3.2 rpg, 2.6 3's pg

H.M. Division II Bulletin All-America

2004-05

Eddie Jackson, Guard

21.1 ppg, 3.1 rpg, 4.0 3's pg

NABC All-America

2002-03

Cedric Brooks, Guard

20.8 ppg, 3.7 rpg, 3.9 apg

H.M. Division II Bulletin All-America

2000-01

Brandon Pate, Guard

17.2 ppg, 4.6 rpg, .495 FG

H.M. Division II Bulletin All-America

1998-99

Oscar Gonzalez, Point Guard

13.1 ppg, 6.2 apg, 2.4 3's pg

2nd-Team NABC All-America

2nd-Team Division II Bulletin All-America

1997-98

Oscar Gonzalez, Point Guard

16.5 ppg, 5.3 apg, 2.7 3's pg

3rd-Team NABC All-America

H.M. Division II Bulletin All-America

1996-97

Marc Eddington, Forward

17.2 ppg, 4.6 rpg, .495 FG

H.M. Division II Bulletin All-America

1985-86

Jeff Guiot, Guard

21.5 ppg, 4.5 apg, .512 FG

H.M. NAIA All-America

1974-75

Calvin Kinzer, Forward

19.4 ppg, 9.7 rpg, .530 FG

H.M. NAIA All-America

Bob Williams, Forward/Center

16.1 ppg, 9.0 rpg, .474 FG

H.M. NAIA All-America

1973-74

Calvin Kinzer, Forward

18.3 ppg, 7.6 rpg, .534 FG

H.M. NAIA All-America

1972-73

Calvin Kinzer, Forward

20.1 ppg, 7.7 rpg, .495 FG

H.M. NAIA All-America

1971-72

Erich Grotheer, Forward

14.2 ppg, 8.0 rpg, .452 FG

H.M. NAIA All-America

1970-71

Mike Jones, Forward

17.7 ppg, 5.2 rpg, .515 FG

H.M. NAIA All-America

1965-66

Jim Chroust, Post

24.1 ppg, 10.9 rpg, .571 FG

2nd-Team NAIA All-America

Lee Crawley, Guard

15.7 ppg, .453 FG

H.M. NAIA All-America

1964-65

Jim Chroust, Post

17.7 ppg, 11.1 rpg, .537 FG


H.M. NAIA All-America

1955-56


Bruce Palmer, Forward

15.7 ppg


Fi1strst-Team NAIA All-America



Cory Abercrombie




Eddie Jackson




Cedric Brooks




Brandon Pate




Oscar Gonzalez



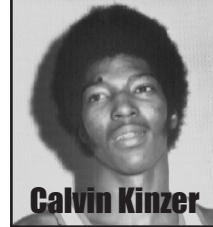
Marc Eddington




Jeff Guiot




Bob Williams




Calvin Kinzer




Erich Grotheer




Mike Jones



Lee Crawley



Jim Chroust



Bruce Palmer