

Pittsburg State

Baseball

Record Book



Updated Entering 2024

Statistics Leaders

BATTING AVERAGE

2023	Austin Warkins	.411
2022	Garrett McGowan	.399
2021	Aaron Gerdes	.346
2020	Ty Herrenbruck	.382
2019	Chaz Burgess	.299
2018	Colton Pogue	.400
2017	Dallas Reed	.373
2016	Chase Kilgore	.343
2015	Christian Arnold	.422
2014	Nate Arnold	.347
2013	Brad Foss	.379
2012	Luke Bordewick	.342
2011	Ryan Reddick	.349
2010	Jeremy Graves	.380
2009	Taylor House	.348
2008	Taylor House	.407
2007	T.J. Franklin	.365
2006	John Brummett	.434
2005	Mickey Nichol	.459
2004	Brad Smith	.398
2003	Grant Polk	.375
2002	Tad Johnson	.418
2001	Tad Johnson	.362
2000	Justin Annin	.462
1999	Scott Schultz	.372
1998	Brad Shorter	.450
1997	Daniel Esposito	.460
1996	Jeremy Smith	.408
1995	Trent Babcock	.352
1994	Eric Miller	.409
1993	Eric Miller	.388
1992	Kraig Oertle	.321
1991	Denny Vilela	.279

RUNS

2023	Austin Warkins	59
2022	Garrett McGowan	53
2021	Garrett McGowan	44
2020	Hartman/Pittman	19
2019	Ty Herrenbruck	33
2018	Colton Pogue	64
2017	Dallas Reed	57
2016	Jacob Boylan	47
2015	Adrew Kreiling	56
2014	Brad Foss	31
2013	Ryan Ventura	54
2012	Chase Barnes	34
2011	Taylor Sibala	38
2010	Taylor Sibala	39
2009	Jason Murphy	36
2008	Taylor House	53
2007	Jeff Deao	48
2006	T.J. Prentice	63
2005	Nichol / Prentice	58
2004	Ryan Burke	63
2003	Mickey Nichol	54
2002	Adam Little	38
2001	Grant Krieger	49
2000	Aaron Willey	55
1999	Scott Schultz	51
1998	Tom Myers	72
1997	Daniel Esposito	65
1996	Daniel Esposito	46
1995	Trent Babcock	56
1994	Trent Babcock	55
1993	Rob Cicero	38
1992	Oertle / Lutz	23
1991	Phil Cook	29

HITS

2023	Brannan / Warkins	79
2022	Garrett McGowan	83
2021	Cruz Aranda	60
2020	Mason Hartman	25
2019	Achtermann / Oliver	50
2018	Colton Pogue	88
2017	Colton Pogue	79
2016	Andrew Vogelbaugh	67
2015	Adrew Kreiling	62
2014	Brad Foss	60
2013	Brad Foss	74
2012	Thomas / Barnes	51
2011	Taylor Sibala	60
2010	Taylor Sibala	63
2009	Taylor House	63
2008	Taylor House	70

2007	Jeff Deao	68
2006	T.J. Prentice	72
2005	Mickey Nichol	79
2004	Brad Smith	80
2003	Grant Polk	63
2002	Tad Johnson	69
2001	Tad Johnson	59
2000	Justin Annin	80
1999	Ryan Baker	62
1998	Brad Shorter	85
1997	Daniel Esposito	92
1996	Daniel Esposito	57
1995	Trent Babcock	62
1994	Eric Miller	70
1993	Rob Cicero	47
1992	Eric Miller	45
1991	Eric Miller	42

DOUBLES

2023	Austin Warkins	24
2022	Garrett McGowan	20
2021	Ryan Koval	11
2020	Ryan Koval	6
2019	Chaz Burgess	11
2018	Colton Pogue	19
2017	Colton Pogue	18
2016	Brett Macary	17
2015	Adrew Kreiling	15
2014	Brad Foss	15
2013	Tory Stoffregen	18
2012	Brad Foss	17
2011	Chase Barnes	10
2010	Rhett Rigby	12
2009	Austin Kirkwood	16
2008	AJ Loyd	11
2007	Franklin / Naccarato	14
2006	Brad Smith	22
2005	Mickey Nichol	17
2004	Ryan Burke	22
2003	Mickey Nichol	15
2002	Tad Johnson	14
2001	Johnson / A. Schultz	14
2000	Justin Annin	26
1999	Scott Schultz	17
1998	Ryan Morse	24
1997	Daniel Esposito	21
1996	John Cleland	14
1995	Matt Myers	17
1994	Eric Miller	18
1993	Rob Cicero	9
1992	Darin Lutz	9
1991	Denny Vilela	11

TRIPLES

2023	Cade Clemons	3
2022	Mason Hartman	5
2021	Ryan Koval	4
2020	Pinkett / Koval	2
2019	Tyler Pittman	3
2018	Hunter Clanin	3
2017	Clanin / Reed / Pogue	3
2016	Falcon / Vogelbaugh	2
2015	Adrew Kreiling	3
2014	Four Players	2
2013	Ventura / Stoffregen	5
2012	Bordewick / Ventura	2
2011	Taylor Sibala	5
2010	Sibala / Rigby / Zeller	5
2009	Taylor House	5
2008	Taylor House	3
2007	Jeff Deao	6
2006	T.J. Prentice	6
2005	T.J. Prentice	5
2004	Brian Ahlers	4
2003	Dan Walters	4
2002	Little / Polsak	3
2001	Andrew Schultz	3
2000	Grant Krieger	5
1999	Baker / A. Schultz / Weilert	2
1998	Rob Weilert	7
1997	Ryan Morse	6
1996	Chris Cochran	5
1995	Trent Babcock	6
1994	Babcock / Qualls	3
1993	Eric Miller	2
1992	David Qualls	3
1991	Greg Murray	3

HOME RUNS

2023	Cade Clemons	18
2022	Garrett McGowan	18
2021	Garrett McGowan	15
2020	Ryan Koval	5
2019	Ty Herrenbruck	8
2018	Colton Pogue	10
2017	Andrew Vogelbaugh	14
2016	Andrew Vogelbaugh	15
2015	Adrew Vogelbaugh	9
2014	Kyle Dickens	6
2013	Ryan Bilovesky	11
2012	Barnes/Thomas	6
2011	Chase Barnes	6
2010	Jeremy Graves	9
2009	Rhett Rigby	8
2008	Brett Hothan	8
2007	K. Deao / Franklin	9
2006	John Brummett	13
2005	Mickey Nichol	14
2004	Ryan Burke	13
2003	Burke / Polk	7
2002	Grant Polk	8
2001	Grant Krieger	12
2000	Justin Annin	17
1999	Justin Annin	13
1998	Tom Myers	14
1997	Daniel Esposito	13
1996	Esposito / Seagraves	4
1995	Trent Babcock	13
1994	Babcock / Cleland	5
1993	Cicero / Miller	6
1992	Lutz / Mantz	7
1991	Derrick McDown	4

RUNS BATTED IN

2023	Nixon Brannan	69
2022	Garrett McGowan	79
2021	Garrett McGowan	48
2020	Garvie / Koval	20
2019	John Oliver	44
2018	Josh Whisler	49
2017	Andrew Vogelbaugh	52
2016	Andrew Vogelbaugh	54
2015	Andrew Vogelbaugh	44
2014	Cody Ball	33
2013	Tory Stoffregen	46
2012	Evan Thomas	32
2011	Chase Barnes	36
2010	Jeremy Graves	37
2009	Taylor House	39
2008	Brett Hothan	41
2007	T.J. Franklin	49
2006	John Brummett	53
2005	Mickey Nichol	56
2004	Ryan Burke	72
2003	Grant Polk	53
2002	Tad Johnson	45
2001	Grant Krieger	52
2000	Justin Annin	72
1999	Justin Annin	54
1998	Brad Shorter	73
1997	Daniel Esposito	71
1996	John Cleland	40
1995	Trent Babcock	47
1994	Eric Miller	55
1993	Eric Miller	39
1992	Darin Lutz	25
1991	Kraig Oertle	26

SLUGGING PCT.

2023	Nixon Brannan	.723
2022	Garrett McGowan	.755
2021	Garrett McGowan	.605
2020	Ryan Koval	.583
2019	Chaz Burgess	.516
2018	Colton Pogue	.641
2017	Andrew Vogelbaugh	.618
2016	Andrew Vogelbaugh	.643
2015	Andrew Kreiling	.656
2014	Kyle Dickens	.475
2013	Ryan Ventura	.541
2012	Chase Barnes	.482
2011	Chase Barnes	.628
2010	Chase Barnes	.667
2009	Taylor House	.558

Statistics Leaders

2008	Taylor House	.605
2007	Kevin Deao	.635
2006	John Brummett	.803
2005	Mickey Nichol	.849
2004	Ryan Burke	.711
2003	Ryan Burke	.586
2002	Tad Johnson	.624
2001	Grant Krieger	.667
2000	Justin Annin	.908
1999	Scott Schultz	.671
1998	Tom Myers	.804
1997	Daniel Esposito	.810
1996	Daniel Esposito	.525
1995	Trent Babcock	.705
1994	Eric Miller	.596
1993	Eric Miller	.647
1992	Darin Lutz	.500
1991	Denny Vilela	.415

WALKS

2023	Cade Clemons	32
2022	Mason Hartman	34
2021	Garrett McGowan	29
2020	Tyler Pittman	17
2019	Alex Achtermann	41
2018	Josh Whisler	45
2017	Ethan Schlesener	27
2016	Sam Falcon	29
2015	Andrew Kreiling	28
2014	Derek Hackney	17
2013	Ryan Ventura	24
2012	Chase Barnes	24
2011	Reddick/Je. Graves	19
2010	Jeremy Graves	21
2009	John Chaisson	18
2008	Taylor House	26
2007	Drew Schulte	29
2006	T.J. Prentice	19
2005	Mickey Nichol	31
2004	Zack Manns	28
2003	Dan Walters	24
2002	Garrett Hoskinson	19
2001	Grant Krieger	26
2000	Aaron Willey	35
1999	Scott Schultz	34
1998	Tom Myers	27
1997	Ryan Morse	28
1996	Daniel Esposito	28
1995	Matt Kraus	31
1994	Brian Kenney	39
1993	Rob Cicero	27
1992	Phil Cook	22
1991	Phil Cook	27

STRIKEOUTS

2023	Cade Clemons	55
2022	Jordan Maxson	43
2021	Garrett McGowan	55
2020	Ryan Koval	20
2019	Ty Herrenbruck	52
2018	Reece Garvie	42
2017	Andrew Vogelbaugh	37
2016	Sam Falcon	38
2015	Jack Mercer	38
2014	Kyle Dickens	46
2013	Ryan Bilovesky	53
2012	Adam Reed	23
2011	Jason Graves	22
2010	Jason Murphy	36
2009	Jason Murphy	37
2008	AJ Loyd	28
2007	Michael Campbell	28
2006	Robby Oldaker	35
2005	T.J. Prentice	30
2004	Zack Manns	33
2003	Mickey Nichol	28
2002	Adam Little	25
2001	Andrew Schultz	41
2000	Krieger / A. Schultz	29
1999	Scott Schultz	31
1998	Ryan Baker	35
1997	Matt Myers	46
1996	Daniel Esposito	24
1995	Matt Myers	45
1994	David Qualls	21
1993	Rob Cicero	19
1992	David Qualls	31
1991	David Qualls	36

STOLEN BASES

2023	Brevon Lee	17
2022	Mason Hartman	24
2021	Mason Hartman	20
2020	Mason Hartman	17
2019	Tyler Pittman	14
2018	Hunter Clanin	9
2017	Reed / Pogue	4
2016	Christian Arnold	12
2015	Andrew Kreiling	9
2014	Derek Hackney	9
2013	Ryan Ventura	19
2012	Evan Thomas	7
2011	Taylor Sibala	17
2010	Taylor Sibala	11
2009	Taylor House	10
2008	Taylor House	13
2007	Jeff Deao	39
2006	Jeff Deao	28
2005	Nichol / Oldaker	12
2004	Robby Oldaker	12
2003	Mickey Nichol	16
2002	Tad Johnson	16
2001	Grant Krieger	22
2000	Andrew Schultz	10
1999	Rob Weiler	25
1998	Tom Myers	20
1997	Matt Myers	22
1996	Daniel Esposito	16
1995	Matt Myers	19
1994	Trent Babcock	24
2011	Rob Cicero	24
2012	David Qualls	10
1991	David Qualls	17

VICTORIES

2023	Zac Shoemaker	9
2022	Peyton Ingalls	7
2021	Peyton Ingalls	7
2020	Nick Brown	3
2019	Kinsey / Achtermann	7
2018	Cooper Gardner	7
2017	Cooper Gardner	7
2016	G. Brandecker / Rowe	4
2015	Drake Herman	4
2014	Tyler Thompson	5
2013	Matt Stalcup	7
2012	Matt Stalcup	7
2011	Ryan Sorell	5
2010	Nate Templeton	4
2009	Tim Brown	8
2008	Brown / Dinger	4
2007	Bryson Clark	7
2006	Chris Reddout	6
2005	Chris Klick	7
2004	Brad Stroud	8
2003	Jason Clemensen	8
2002	Paul Sweeney	12
2001	Brackett / Power	4
2000	C. Kinsey / Matlock / Price	6
1999	Daryl Cronk	9
1998	Daryl Cronk	7
1997	Daryl Cronk	10
1996	Hanson/J. Shorter/Storm	4
1995	Jake Hanson	6
1994	Denny Ferraro	9
2011	Ferraro / Veeman	4
2010	Jeffery Crough	4
2009	Travis Shaffer	5

SAVES

2023	Parker Weddle	4
2022	Jordan Mendenhall	5
2021	Dawson Pomeroy	6
2020	Nick Brown	2
2019	Tanner Lane	13
2018	Cody White	11
2017	Art Lesmeister	5
2016	Ryan McKay	4
2015	Ryan McKay	8
2014	Ryan McKay	6
2013	James Fitzgeards	6
2012	Cody Wren	3
2011	Jake Kraft	2
2010	Luke Zeller	2
2009	Anthony Powell	2

2008	Nate Templeton	5
2007	Brandon Boyer	4
2006	Grossdidier / Shepard	5
2005	Michael Grossdidier	9
2004	Derek Smith	11
2003	Derek Smith	4
2002	Mark Hendrickson	3
2001	Aron Long	5
2000	Nat Brackett	3
1999	Jeremy Billington	3
1998	Scott Schultz	5
1997	Nate Stahl	4
1996	Tony Gray	2
1995	Scott Beach	3
1994	Brad Buckley	5
1993	Ferraro / Kipp	3
1992	Mike Kipp	2
1991	Mike Kipp	2

ERA (min. 20 IP)

2023	Parker Weddle	3.86
2022	Jordan Mendenhall	3.66
2021	Tanner Lane	3.14
2020	Nick Brown	2.18
2019	Tanner Lane	2.06
2018	Cody White	2.74
2017	Ty Rowe	3.65
2016	George Brandecker	5.18
2015	Ryan McKay	2.77
2014	Ryan McKay	2.68
2013	Ryan McKay	1.51
2012	Matt Stalcup	3.74
2011	Ryan Hintz	3.52
2010	Alex Schell	5.68
2009	Tim Brown	3.71
2008	Darrel Dinger	4.83
2007	Bryson Clark	1.92
2006	Garrett Forsythe	4.06
2005	Michael Grossdidier	2.21
2004	Derek Smith	2.59
2003	Derek Smith	3.00
2002	Paul Sweeney	3.46
2001	Aron Long	2.20
2000	Keith Matlock	3.30
1999	Keith Matlock	1.57
1998	Justin Rehmert	4.19
1997	Daryl Cronk	2.66
1996	Kevin Murphy	2.67
1995	Justin Shorter	3.86
1994	Dustin Storm	2.93
1993	Carl Wilson	4.24
1992	Jeffery Crough	3.02
1991	Tommy Chapo	3.02

STRIKEOUTS (Ks/9 IP; min. 20 inn.)

2023	Zac Shoemaker	12.38
2022	Paul Panduro	10.80
2021	Nick Brown	9.83
2020	David Henderson	11.20
2019	Dante Richardson	11.54
2018	Nick Brown	12.48
2017	Nick Brown	14.06
2016	George Brandecker	11.93
2015	Drake Hermann	11.77
2014	Ryan McKay	9.49
2013	Matt Stalcup	11.99
2012	Matt Stalcup	10.75
2011	Ryan Bartling	8.70
2010	Ryan Sorell	6.49
2009	Mitch Cooper	11.50
2008	Brandon Boyer	10.50
2007	Brandon Boyer	9.12
2006	Garrett Forsythe	7.33
2005	Michael Grossdidier	9.40
2004	Derek Smith	9.26
2003	Derek Smith	8.67
2002	Brett Parsons	11.87
2001	Aron Long	8.47
2000	Travis Burchett	8.13
1999	Keith Matlock	9.75
1998	Josh Weems	9.13
1997	Jay Allen	6.50
1996	Jake Hanson	6.82
1995	Jake Hanson	5.65
1994	Paul Schnichels	8.08
1993	Denny Ferraro	8.94
1992	Travis Shaffer	9.77
1991	Chuck Stanley	9.43

PSU Records

SINGLE GAME TEAM RECORDS

RUNS SCORED

34	vs. Sioux Falls, 3/24/03	(34-15)
33	vs. Missouri S&T, 4/21/99	(33-1)
28	vs. Morningside, 3/26/98	(28-6)
27	vs. Bemidji State, 3/6/97	(27-2)
27	vs. Mount Marty, 3/10/04	(27-11)
26	vs. Minnesota-Morris, 3/27/97	(26-15)
25	vs. York, Neb., 3/18/94	(25-4)
24	vs. Missouri S&T, 3/28/97	(24-6)
24	vs. Morningside, 3/8/04	(24-14)
24	vs. Northwest Missouri, 4/14/06	(24-14)
23	vs. Southwest Baptist, 3/23/96	(23-4)
23	vs. Lincoln, 3/23/97	(23-6)
23	vs. Northwest Missouri, 3/26/97	(23-7)
23	vs. Southwest Baptist, 4/18/97	(23-8)
23	vs. Truman, 3/22/09	(23-20)
23	vs. Emporia State, 3/16/12	(23-10)
23	vs. Rogers State, 4/10/22	(23-3)
23	vs. Sioux Falls, 2/17/23	(23-2)

RUNS BATTED IN

33	vs. Missouri S&T, 4/21/99	(33-1)
33	vs. Sioux Falls, 3/24/03	(34-15)
28	vs. Morningside, 3/26/98	(28-6)
27	vs. Bemidji State, 3/6/97	(27-2)
25	vs. York, Neb., 3/18/94	(25-4)
25	vs. Minnesota-Morris, 3/27/97	(26-15)
23	vs. Northwest Missouri, 4,14,06	(24-14)
23	vs. Emporia State, 3/16/12	(23-10)
23	vs. Rogers State, 4/10/22	(23-3)
22	vs. Lincoln, 3/23/97	(23-6)
22	vs. Missouri S&T, 3/28/97	(24-6)
22	vs. Truman, 4/9/00	(23-6)
22	vs. Grand Valley State, 3/4/03	(22-25)
22	vs. Morningside, 3/8/04	(24-14)
22	vs. Northern State, 3/12/05	(22-7)
22	vs. Truman, 3/22/09	(23-20)
22	vs. Sioux Falls, 2/17/23	(23-2)

HITS

30	vs. Sioux Falls, 3/24/03	(34-15)
30	vs. Missouri S&T, 4/21/99	(33-1)
25	vs. Missouri S&T, 3/28/97	(24-6)
25	vs. Morningside, 3/26/98	(28-6)
25	vs. Washburn, 4/14/98	(19-10)
25	vs. Truman, 3/22/09	(23-20)
24	vs. Lincoln, 3/23/97	(23-6)
24	vs. Minnesota-Morris, 3/27/97	(26-15)
24	vs. Southwest Baptist, 4/18/97	(23-8)
23	vs. Southwest Baptist, 3/23/96	(23-4)
23	vs. Upper Iowa, 3/6/06	(19-18)

DOUBLES

10	vs. Sioux Falls, 3/24/03	(34-15)
8	vs. Morningside, 3/15/00	(20-8)
8	vs. Missouri Southern, 4/18/05	(23-12)
8	vs. SW Minnesota State, 3/4/07	(16-12)
8	vs. Northeastern State, 2/17/09	(16-14)
8	vs. Washburn, 3/30/18	(17-12)
8	vs. Missouri Southern, 2/26/23	(14-19)
7	vs. Missouri S&T, 3/23/91	(13-5)
7	vs. Bemidji State, 3/6/97	(17-5)
7	vs. Missouri Western, 3/22/98	(20-1)
7	vs. Missouri Southern, 4/11/98	(18-9)
7	vs. Washburn, 4/14/98	(19-10)
7	vs. Truman State, 4/8/00	(17-4)
7	vs. Southwest Baptist, 4/18/00	(15-14)
7	vs. Washburn, 5/2/03	(18-4)
7	vs. Mount Marty, 3/10/04	(27-11)
7	vs. Northwest Missouri, 4/16/05	(19-8)
7	vs. Nebraska-Kearney, 3/20/15	(19-8)

(Game Score in Parentheses)

TRIPLES

5	vs. Truman, 3/22/09	(23-20)
3	vs. Lincoln, 4/2/95	(17-10)
3	vs. Northwest Missouri, 4/6/95	(5-4)
3	vs. Northwest Missouri, 4/6/95	(12-8)
3	vs. Wayne State, Neb., 2/18/96	(9-1)
3	vs. Bemidji State, 3/6/97	(17-5)
3	vs. Lincoln, 3/23/97	(23-6)
3	vs. Bemidji State, 3/3/98	(9-0)

3	vs. Dakota Wesleyan, 3/4/98	(17-5)
3	vs. Southwest Baptist, 4/17/98	(14-2)
3	vs. Northwest Missouri, 4/15/00	(9-4)
3	vs. Southwest Baptist, 4/17/01	(10-2)
3	vs. Southwest Baptist, 4/19/05	(6-8)
3	vs. Missouri S&T, 5/3/05	(15-7)
3	vs. Southwest Baptist, 4/18/06	(16-18)
3	vs. Sioux Falls 2/12/17	(14-8)

HOME RUNS

9	vs. Truman, 3/22/09	(23-20)
8	vs. Minnesota-Morris, 3/26/98	(20-5)
7	vs. Bemidji State, 3/6/97	(27-2)
7	vs. Minnesota-Morris, 3/27/97	(26-15)
7	vs. Missouri S&T, 3/28/97	(24-6)
7	vs. Missouri S&T, 4/21/99	(33-1)
7	vs. Truman, 4/9/00	(23-6)

SINGLE GAME INDIVIDUAL RECORDS

FIVE OR MORE HITS

6	Greg Segraves, vs. Southwest Baptist, 3/23/96
6	Colton Pogue, vs. Emporia State, 2/26/17
5	Eric Miller, vs. Missouri Western, 3/16/93
5	Chris Cochran, vs. Missouri-St. Louis, 4/14/96
5	Daniel Esposito, vs. Bemidji State, 3/6/97
5	Daniel Esposito, vs. Minnesota-Morris, 3/27/97
5	Andrew Schultz, vs. Missouri S&T, 4/21/99
5	Austin Kinsey, vs. Missouri S&T, 4/21/99
5	Justin Annin, vs. Missouri Western, 4/30/00
5	Brad Smith, vs. Morningside, 3/8/04
5	Jason Murphy, vs. Emporia State, 4/8/09
5	Evan Thomas, vs. Maryville, 2/16/13
5	Christian Arnold, vs. Emporia State, 4/24/15
5	Colton Pogue, vs. CSU-Pueblo, 2/8/18
5	Jordan Maxson, at Missouri Southern, 2/27/22

FIVE OR MORE RUNS SCORED

5	Matt Kraus, vs. Lincoln, 4/2, 1995
5	Daniel Esposito, vs. Minnesota-Morris, 3/27/97
5	Rob Weilert, vs. Missouri Southern, 4/11/98
5	Rob Weilert, vs. Lincoln, 4/25/98
5	Austin Kinsey, vs. Missouri S&T, 4/21/99
5	Grant Krieger, vs. Emporia State, 4/21/01
5	Brian Ahlers, vs. Sioux Falls, 3/24/03
5	Mickey Nichol, vs. Southwest Baptist, 4/29/03

SEVEN OR MORE RUNS BATTED IN

9	Jordan Maxson, vs. Missouri Southern, 3/8/22
8	Tom Myers, vs. Northwest Missouri, 3/26/97
8	Daniel Esposito, vs. Missouri S&T, 3/28/97
8	Grant Polk, vs. Grand Valley State, 3/4/03
8	Andrew Vogelbaugh, vs. Rogers State, 3/8/17
8	Brett Daley, vs. Missouri Southern, 2/25/23
7	Rob Ciceró, vs. Missouri Southern, 4/10/93
7	Tom Myers, vs. Missouri Southern, 4/11/98
7	Rob Weilert, vs. Truman, 3/27/99
7	Austin Kinsey, vs. Missouri S&T, 4/21/99
7	Tad Johnson, vs. Huron, 3/14/02
7	Mickey Nichol, vs. Grand View, 3/4/05
7	Mickey Nichol, vs. Northern State, 3/12/05
7	Cody White, vs. Fort Hays State, 2/26/18

TWO OR MORE HOME RUNS

4	Rhett Rigby, vs. Truman, 3/22/09
3	Trent Babcock, vs. Missouri S&T, 4/8/95
3	Daniel Esposito, vs. Minnesota-Morris, 3/27/97
3	Andrew Vogelbaugh, vs. Minn. Duluth, 2/20/16
3	Jordan Maxson, vs. Missouri Southern, 3/13/22
3	Jordan Maxson, vs. Northwest Missouri, 5/8/22
3	Trey McClelland, vs. Missouri Southern, 2/26/23
2	Derrick McDown, vs. Missouri S&T, 3/23/91
2	Brian Keeney, vs. Truman, 3/8/93
2	Rob Ciceró, vs. Northern State, 3/12/93
2	Trent Babcock, vs. Lincoln, 4/2/95
2	Daniel Esposito, vs. Lincoln, 3/30/96
2	Tom Myers, vs. Missouri Southern, 4/21/96
2	Matt Kraus, vs. Wayne State, Neb., 2/17/97
2	Matt Kraus, vs. Wayne State, Neb., 2/17/97
2	Daniel Esposito, vs. Bemidji State, 3/6/97
2	Chris Cochran, vs. Missouri S&T, 3/28, 1997
2	Daniel Esposito, vs. Southwest Baptist, 4/18/97
2	Rob Weilert, vs. Minnesota-Morris, 3/26/98
2	Scott Schultz, vs. Minnesota-Morris, 3/26/98
2	Scott Schultz, vs. Morningside, 3/26/98

PSU Records

- 2 Tom Myers, vs. Truman, 4/1/98
- 2 Tom Myers, vs. Mo. Southern, 4/11/98
- 2 Tom Myers, vs. Lincoln, 4/26/98
- 2 Scott Schultz, vs. Ottawa, 3/10/99
- 2 Rob Weilert, vs. Bemidji State, 3/15/99
- 2 Scott Schultz, vs. West Texas A&M, 3/18/99
- 2 Rob Weilert, vs. Truman, 3/27/99
- 2 Steve Smith, vs. Truman, 3/29/99
- 2 Andrew Schultz, vs. Missouri Southern, 3/31/99
- 2 Austin Kinsey, vs. Missouri S&T, 4/21/99
- 2 Austin Kinsey, vs. Rockhurst, 2/22/00
- 2 Justin Annin, vs. Missouri Southern, 4/5/00
- 2 Andrew Schultz, vs. Truman, 4/9/00
- 2 Justin Annin, vs. Southwest Baptist, 4/18/00
- 2 Justin Annin, vs. Missouri Western, 4/30/00
- 2 Grant Krieger, vs. Central Missouri, 4/1/01
- 2 Grant Krieger, vs. Missouri S&T, 4/11/01
- 2 Josh Ghrum, vs. Emporia State, 4/21/01
- 2 Ryan Burke, vs. Lincoln, 3/14/02
- 2 Grant Polk, vs. Southwest Baptist, 4/16/02
- 2 Adam Little, vs. Southwest Baptist, 4/16/02
- 2 Ryan Burke, vs. Southwest Baptist, 4/16/02
- 2 Ryan Bevins, vs. Washburn, 5/5/02
- 2 Ryan Burke, vs. Sioux Falls, 3/24/03
- 2 Brian Ahlers, vs. NW Missouri, 4/10/04
- 2 Ryan Burke, vs. Missouri S&T, 4/28/04
- 2 Robbie Oldaker, vs. St. Edwards, 2/14/05
- 2 Mickey Nichol, vs. Northern State, 3/12/05
- 2 Mickey Nichol, vs. Bemidji State, 3/16/05
- 2 T.J. Prentice, vs. Bemidji State, 3/16/05
- 2 T.J. Prentice, vs. Grand Valley State, 3/10/06
- 2 John Brummert, vs. Truman, 4/18/06
- 2 Kevin Deao, vs. Truman, 3/16/07
- 2 Kevin Deao, vs. Northwest Missouri, 4/20/07
- 2 T.J. Franklin, vs. Upper Iowa, 3/14/07
- 2 T.J. Franklin, vs. Truman, 3/16/07
- 2 Kevin Deao, vs. SW Minnesota State, 3/4/07
- 2 Taylor House, vs. Upper Iowa, 3/12/08
- 2 Rhett Rigby, vs. Fort Hays State, 5/5/10
- 2 Luke Zeller, vs. Emporia State, 5/9/10
- 2 Chase Barnes, vs. Emporia State, 5/10/10
- 2 Jeremy Graves, vs. Drury, 5/28/10
- 2 Chase Barnes, vs. Drury, 5/28/10
- 2 Ryan Bilovesky, vs. Maryville, 2/17/13
- 2 Ryan Bilovesky, vs. Nebraska-Kearney, 3/3/13
- 2 Kyle Dickens, vs. Fort Hays State, 2/23/14
- 2 Andrew Kreiling, vs. Southwest Baptist, 4/4/15
- 2 Andrew Vogelbaugh, vs. Central Okla., 4/16/15
- 2 Christian Arnold, vs. Emporia State, 2/27/16
- 2 Colton Pogue, vs. Emporia State, 2/26/17
- 2 Dallas Reed, vs. Central Oklahoma, 2/24/17
- 2 Ethan Schlesener, vs. Southwest Baptist, 4/23/17
- 2 Andrew Vogelbaugh, vs. Rogers State, 3/8/17
- 2 Andrew Vogelbaugh, vs. Neb.-Kearney, 4/14/17
- 2 Hunter Clanin, vs. Fort Hays State, 5/2/17
- 2 Cody White, vs. Fort Hays State, 2/26/218
- 2 Colton Pogue, vs. Central Missouri, 3/17/18
- 2 Joven Afenir, vs. Nebraska-Kearney, 4/29/18
- 2 Garrett McGowan, vs. NW Missouri Western, 2/22/21
- 2 Garrett McGowan, vs. NW Missouri, 2/23/21
- 2 Kaden Fowler, vs. Northwest Missouri, 3/13/22
- 2 Garrett McGowan, at Northeastern State, 3/19/22
- 2 Conner Van Cleave, at Northeastern St., 3/20/22
- 2 Caleb Carr, vs. Emporia State, 3/29/22
- 2 Jordan Maxon, vs. Central Oklahoma, 4/2/22
- 2 Cruz Aranda, vs. Central Oklahoma, 4/3/22
- 2 Brett Daley, at Emporia State, 4/12/22
- 2 Austin Bonnel, vs. Missouri S&T, 4/27/22
- 2 Braeden Hinton, vs. Missouri Southern, 5/7/22
- 2 Nixon Brannan, vs. Regis, 2/10/23
- 2 Karson Coffee, vs. Missouri Southern, 2/25/23
- 2 Nixon Brannan, at Missouri Western, 3/4/23
- 2 Nixon Brannan, at Missouri Western, 3/6/23
- 2 Cade Clemons, vs. Northeastern State, 3/19/23
- 2 Cade Clemons, at Central Oklahoma, 4/2/23
- 2 Karson Coffee, vs. Newman, 4/21/23
- 2 Karson Coffee, vs. Central Oklahoma, 5/5/23

TWELVE OR MORE TOTAL BASES

- 16 Rhett Rigby, vs. Truman, 3/22/09
- 16 Daniel Esposito, vs. Minnesota-Morris, 3/27/97
- 14 Colton Pogue, vs. Emporia State, 2/26/17
- 14 Jordan Maxson, vs. Missouri Southern, 5/8/22
- 13 Rhett Rigby, vs. Fort Hays State, 5/5/10
- 13 Chase Barnes, vs. Drury, 5/28/10
- 12 Trent Babcock, vs. Missouri S&T, 4/8/95
- 12 Austin Kinsey, vs. Missouri S&T, 4/21/99
- 12 Austin Kinsey, vs. Rockhurst, 2/22/00
- 12 Taylor House, vs. Truman, 3/22/09

- 12 Andrew Vogelbaugh, vs. Minn. Duluth, 2/20/16
- 12 Garrett McGowan, vs. NW Missouri, 2/23/21

THREE OR MORE STOLEN BASES

- 4 Andrew Schultz, vs. Lincoln, 3/10/01
- 3 David Qualls, vs. Missouri S&T, 3/23/91
- 3 Rob Cicero, vs. Cameron, 2/13/93
- 3 Rob Cicero, vs. Truman, 3/8/93
- 3 Rob Cicero, vs. Southwest Baptist, 3/27/96
- 3 David Qualls, vs. Friends, 3/3/94
- 3 David Qualls, vs. Friends, 3/3/94
- 3 Trent Babcock, vs. Missouri S&T, 4/16/94
- 3 Marlon Burroughs, vs. Truman, 4/1/97
- 3 Rob Weilert, vs. Southwest Baptist, 4/18/98
- 3 Rob Weilert, vs. Northeastern State, 2/27/99
- 3 Rob Weilert, vs. Missouri Southern, 3/31/99
- 3 Rob Weilert, vs. Truman, 5/1/99
- 3 Rob Weilert, vs. Washburn, 5/8/99
- 3 Steve Smith, vs. Northern State, 3/7/00
- 3 Aaron Willey, vs. Cameron, 2/3, 2001
- 3 Grant Krieger, vs. Midland Lutheran, 3/20/01
- 3 Andrew Schultz, vs. Mid. Lutheran, 3/20/01
- 3 Grant Krieger, vs. Sioux Falls, 3/23/01
- 3 Andrew Schultz, vs. Sioux Falls, 3/23/01
- 3 Adam Little, vs. Southwest Baptist, 3/29/02
- 3 Tad Johnson, vs. Missouri Southern, 5/10/02
- 3 Dan Walters, vs. Findlay, 3/5/04
- 3 Tory Stoffregen, vs. Central Oklahoma, 3/26/13
- 3 Brevon Lee, vs. Sioux Falls, 2/19/23

THREE OR MORE EXTRA BASE HITS

- 4 D. Esposito, vs. Bemidji State, 3/6/97 (2B,2B,3B,3B)
- 4 D. Esposito, vs. Minn.-Morris, 3/27/97 (2B,HR,HR,HR)
- 4 A. Kinsey, vs. Rockhurst, 2/22/00 (2B,2B,HR,HR)
- 4 T. House, vs. Truman, 3/22/09 (2B,3B,3B,HR)
- 4 R. Rigby, vs. Truman, 3/22/09 (HR,HR,HR,HR)
- 4 J. Maxson, vs. Mo. Southern, 5/8/22 (2B, HR, HR, HR)
- 3 D. Vilela, vs. Missouri S&T, 3/23/91 (2B,2B,HR)
- 3 R. Cicero, vs. Northern State, 3/12/93 (2B,HR,HR)
- 3 T. Babcock, vs. Mo. Southern, 3/18/95 (2B,3B,HR)
- 3 M. Myers, vs. SW Baptist, 3/24/95 (2B,2B,HR)
- 3 M. Myers, vs. Central Missouri, 3/28/95 (2B,2B,HR)
- 3 T. Babcock, vs. Missouri S&T, 4/8/95 (HR,HR,HR,HR)
- 3 J. Cleland, vs. Lincoln, March 30, 1996 (2B,2B,HR)
- 3 R. Morse, vs. Washburn, March 4, 1997 (2B,2B,2B)
- 3 D. Esposito, vs. Bemidji State, 3/6, 1997 (2B,HR,HR)
- 3 B. Shorter, vs. Lincoln, 3/23/97 (2B,3B,HR)
- 3 T. Myers, vs. NW Missouri, 3/26/97 (3B,3B,HR)
- 3 C. Cochran, vs. Missouri S&T, 3/28/97 (2B,HR,HR)
- 3 N. Hutchison, vs. Bemidji State, 3/3/98 (2B,2B,2B)
- 3 G. Krieger, vs. Minn.-Morris, 3/26/98 (2B,3B,HR)
- 3 T. Myers, vs. Mo. Southern, 4/11/98 (2B,HR,HR)
- 3 T. Myers, vs. Lincoln, 4/25, 1998 (2B,2B,2B)
- 3 A. Schultz, vs. Missouri S&T, 4/21, 1999 * (2B,3B,HR)
- 3 A. Kinsey, vs. Missouri S&T, 4/21, 1999 (2B,HR,HR)
- 3 A. Kinsey, vs. N'eastern State, 2/27/00 (2B,2B,HR)
- 3 J. Annin, vs. So. Dakota State, 3/17/00 (2B,2B,HR)
- 3 J. Annin, vs. SW Baptist, 4/18/00 (2B,2B,HR)
- 3 A. Willey, vs. Mo. Western, 4/29/00 (2B,3B,HR)
- 3 J. Annin, vs. Mo. Western, 4/30/00 (2B,HR,HR)
- 3 T. Johnson, vs. Grand View, 3/11/01 (2B,2B,2B)
- 3 R. Burke, vs. Lincoln, 4/14/02 (3B,HR,HR)
- 3 A. Little, vs. SW Baptist, 4/16/02 (2B,HR,HR)
- 3 A. Little, vs. Emporia State, 4/21/02 (2B,2B,HR)
- 3 B. Ahlers, vs. Panhandle State, 2/22/03 (2B,2B,3B)
- 3 R. Burke, vs. Bemidji State, 3/21/03 (2B,2B,HR)
- 3 C. Polsak, vs. Sioux Falls, 3/24/03 (2B,2B,HR)
- 3 R. Burke, vs. Emporia State, 4/18/04 (2B,2B,HR)
- 3 B. Smith, vs. Morningside, 3/8/06 (2B,2B,2B)
- 3 K. Deao, vs. SW Minn. State, 3/4/07 (2B,HR,HR)
- 3 B. Hothan, vs. SW Minn. State, 3/1/08 (2B,2B,HR)
- 3 J. Northern, vs. SW Minn. State, 3/1/08 (2B,2B,3B)
- 3 T. House, vs. Upper Iowa, 3/12/08 (3B,HR,HR)
- 3 J. Murphy, vs. Truman, 3/22/09 (2B,3B,HR)
- 3 J. Murphy, vs. Emporia State, 4/8/09 (2B,2B,HR)
- 3 L. Zeller, vs. Southwest Baptist, 3/14/10 (2B,2B,2B)
- 3 R. Rigby, vs. Fort Hays State, 4/5/10 (2B,HR,HR)
- 3 R. Reddick, vs. NW Missouri, 4/21/12 (2B,2B,HR)
- 4 A. Vogelbaugh, vs. Minn. Duluth, 2/20/16 (HR,HR,HR)
- 3 G. Pinkett, vs. Emporia State, 5/7/21 (2B,2B,2B)
- 3 J. Macson, vs. Northwest Mo., 3/13/22 (HR, HR, HR)
- 3 C. Van Cleave, at Northeastern St., 3/19/22 (2B, 2B, HR)
- 3 N. Brannan, vs. Regis, 2/11/23 (2B, HR, HR)
- 3 B. Daley, vs. Missouri Southern, 2/26/23 (2B, 2B, HR)
- 3 K. Coffee, vs. Missouri Southern, 2/26/23 (2B, 2B, 2B)
- 3 T. McClelland, vs. Mo. Southern, 2/26/23 (HR, HR, HR)
- 3 C. Clemons, at Missouri Western, 3/6/23 (2B, 2B, HR)
- 3 N. Brannan, vs. Northeastern St., 3/19/23 (2B, 2B, HR)

PSU Records

- 3 K. Coffee, vs. Emporia State, 4/11/23 (2B, 2B, HR)
 3 K. Coffee, vs. Central Okla., 5/5/23 (2B, HR, HR)
 3 A. Warkins, vs. Central Okla., 5/7/23 (2B, 2B, HR)

- 10 Zac Shoemaker, at Fort Hays State, 3/23/23
 10 Zac Shoemaker, vs. Central Missouri, 4/14/23

CONSECUTIVE GAME HITTING STREAK

- 22 Nixon Brannan, 3/14/23 - 4/21/23
 21 Justin Annin, 4/2/00 - 5/7, 2000
 18 Brad Shorter, 4/11/98 - 5/15/98
 18 T.J. Prentice, 4/15/05 - 5/7/05
 18 Ryan Reddick, 2/23/11 - 3/22/11
 17 Trent Babcock, 3/28/95 - 4/15/95
 17 Austin Kirkwood, 2/7/09 - 3/13/09
 16 Brett Hothan, 4/20/07 - 5/6/07
 16 Colton Pogue, 3/1/17 - 3/26/17
 15 Ryan Morse, 4/12/97 - 5/16/97
 15 Taylor Sibala, 2/23/11 - 3/19/11
 15 Garrett McGowan, 4/5/22 - 4/30/22
 14 T.J. Prentice, 3/5/05 - 3/26/05
 14 T.J. Prentice, 4/2/06 - 4/21/06
 14 Taylor House, 3/28/08 - 4/16/08
 14 Dallas Reed, 2/11/17-3/5/17
 14 Andrew Vogelbaugh, 4/2/17-5/2/17
 14 Mason Harman, 3/7/22 - 3/27/22
 13 Eric Miller, 3/12/93 - 4/3/93
 13 Brad Shorter, 3/24/98 - 4/8/98
 13 Rob Weilert, 3/25/98 - 4/11/98
 13 Rob Weilert, 4/14/98 - 2/9/99
 13 Dan Walters, 4/22/02 - 5/10/02
 13 Christian Arnold, 4/22/02 - 5/10/02
 13 Andrew Vogelbaugh, 2/12/17-3/8/17

- 11 Ryan Baker, 4/11/98 - 4/14/98
 (NCAA D-II Record)

HIT FOR THE CYCLE

Andrew Schultz, vs. Missouri S&T, 4/21/99
 1B (1 inn.), 3B (3 inn.), HR (3 inn.), 2B (6 inn.)

TEN OR MORE STRIKEOUTS

- 16 Paul Panduro, at Newman, 4/22/22
 15 Matt Stalcup, vs. Central Oklahoma, 3/26/13
 13 Matt Stalcup, vs. Lincoln, 4/13/13
 13 Travis Shaffer, vs. Lincoln, 4/5/1992
 13 Brett Parsons, vs. Emporia State, 4/22/02
 13 G. Brandecker, vs. Missouri Southern, 4/13/16
 12 Matt Stalcup, vs. Emporia State, 3/20/13
 12 Kyle Bailey, vs. Newman, 3/5/91
 12 Travis Shaffer, vs. Washburn, 3/7/92
 12 Denny Ferraro, vs. Central Oklahoma, 4/20/93
 12 Brett Parsons, vs. SIU-Edwardsville, 2/16/02
 12 Brett Parsons, vs. Wisconsin-Stout, 3/17/02
 12 Brett Parsons, vs. Missouri Western, 4/28/02
 12 Tim Brown, vs. Upper Iowa, 3/13/09
 12 Matt Stalcup, vs. Sioux Falls, 2/27/12
 12 G. Brandecker, vs. Lindenwood, 5/12/16
 12 Zac Shoemaker, vs. Northeastern State, 3/17/23
 11 Jeff Crough, vs. Lincoln, 4/4/92
 11 Chuck Stanley, vs. Friends, 2/23/91
 11 Travis Shaffer, vs. Missouri S&T, 3/23/91
 11 Chuck Stanley, vs. Southeast Missouri, 4/6/91
 11 Kyle Bailey, vs. Cameron, 2/14/93
 11 George Brandecker, vs. Emporia State, 4/16/13
 11 Tyler Thompson, vs. Nebraska-Kearney, 4/17/14
 11 Cody Whiting, vs. Minot State, 2/16/18
 10 Chuck Stanley, vs. Washburn, 3/10/91
 10 Travis Shaffer, vs. Central Missouri, 4/23/91
 10 Kyle Bailey, vs. Lincoln, 4/3/93
 10 Josh Weems, vs. Lincoln, 4/25/98
 10 Josh Weems, vs. Bemidji State, 3/15/99
 10 Keith Matlock, vs. Rockhurst, 5/14/99
 10 Clint Kinsey, vs. Truman, 4/8/00
 10 Travis Burchett, vs. Emporia State, 4/21/00
 10 Aron Long, vs. Missouri Western, 4/29/00
 10 Brett Parsons, vs. Emporia State, 4/21/01
 10 Chris Klick, vs. Missouri Southern, 3/28/05
 10 Brandon Boyer, vs. Southwest Baptist, 4/18/08
 10 Ryan Sorell, vs. Truman, 4/22/11
 10 Alex Schell, at Washburn, 5/7/11
 10 Matt Stalcup, vs. Lincoln, 3/3/12
 10 Tyler Thompson, vs. Northeastern State, 3/14/14
 10 Cody Whiting, vs. Central Missouri, 3/3/17
 10 Nick Brown, vs. Nebraska-Kearney, 4/14/17
 10 Cody Whiting, vs. Fort Hays State, 5/1/17
 10 Zac Shoemaker, vs. Sioux Falls, 2/17/23

SHUTOUTS (LOW HIT)

- 0 Jeff Lohse (6.3 IP), Tony Gray (0.7 IP)
 vs. Wayne State, Neb., 2/17/96 (2-0)
 0 Jeff Lohse (7.0 IP), vs. Lincoln, 3/30/96 (15-0)
 0 Paul Panduro (9.0 IP), at Newman, 4/22/22 (9-0)
 1 Denny Ferraro (9.0 IP)
 vs. Missouri S&T, 4/16/94 (11-0)
 1 Josh Weems (6.0 IP), Levi Shaffer (1.0 IP)
 vs. Bemidji State, 3/15/99 (10-0)
 1 Chris Shorter (7.0 IP)
 vs. Minn.-Morris, 3/22/99 (8-0)
 1 George Brandecker (7.0 IP)
 vs. Missouri Southern, 4/24/13 (5-0)
 1 Chris Klick (7.0 IP), vs. Missouri S&T, 3/17/04
 2 Chuck Stanley (7.0 IP), vs. Washburn, 3/10/91 (6-0)
 2 Kyle Bailey (9.0 IP), vs. Cameron, 2/14/93 (3-0)
 2 Daryl Cronk (9.0 IP), vs. NW Mo., 4/25/97 (6-0)
 2 Ryan Berry (7.0 IP), vs. Bemidji St., 3/3/98 (9-0)
 2 K. Matlock (5.0 IP), E. Bernhardt (1.0 IP), L. Shaffer (1.0 IP), vs. Henderson State, 3/20/00 (10-0)
 2 Brett Parsons (7.0 IP), vs. Cameron, 2/9/02 (5-0)
 2 Bryson Clark (7.0 IP), vs. SBU, 4/16/07 (4-0)
 2 Cort Lesmeister (7.0 IP), vs. Washburn, 3/22/16/07 (4-0)
 3 Tommy Chapo (7.0 IP), vs. Washburn, 3/11/91 (4-0)
 3 Todd Veeman (7.0 IP), vs. Mo. Western, 3/12/94 (2-0)
 3 Travis Burchett (7.0 IP), vs. Mo. S&T, 3/21/01 (3-0)
 3 Paul Sweeney (7.0 IP), vs. SBU, 3/29/02 (9-0)
 3 C. Klick (4.0 IP), D. Shepard (2.0 IP), D. Gudex (1.0 IP), vs. Northwestern (Iowa), 3/1/04 (16-0)
 3 Chris Klick (7.0 IP), vs. Northern State, 3/12/04 (13-0)
 3 Chris Reddout (7.0 IP), vs. MSSU, 3/21/04 (5-0)
 3 Bryson Clark (8.0 IP), vs. Truman, 3/16/07 (11-0)
 3 Tim Brown (7.0 IP), vs. Truman, 3/22/08 (2-0)
 3 J. Moore (5.0 IP), G. Brandecker (2.0 IP), vs. Bacon, 4/17/12 (2-0)
 3 Cody Wren (7.0 IP), vs. Lincoln, 4/13/13 (10-0)
 3 George Brandecker (7.0 IP), vs. ESU, 3/16/13 (5-0)
 3 Tyler Thompson (7.0 IP), vs. Northeastern St., 3/14/14 (4-0)
 3 Ben Des Rosiers (6.0 IP), Maverick Hanna (1.0 IP), vs. Northeastern State, 3/19/23 (12-0)
 4 Aron Long (7.0 IP), vs. Huron, 3/10/00 (3-0)
 4 B. Clark (4.0 IP), J. Garrison (1.0 IP), M. Brown (1.0 IP), R. Ulrich (1.0 IP), vs. Bemidji State, 3/16/05 (16-0)
 4 Ryan Sorell (7.0 IP), vs. MSSU, 3/16/11 (16-0)
 4 E. Hansen (5.0 IP), G. Brandecker (2.0 IP), M. Stalcup (2.0 IP), vs. Missouri Southern, 4/10/12 (2-0)
 5 C. Shorter (4.0 IP), R. Berry (4.0 IP), S. Schultz (1.0 IP), vs. West Texas A&M, 3/18/99 (11-0)
 5 Brett Parsons (5.0 IP), Levi Shaffer (2.0 IP), vs. Missouri S&T, 3/22/00 (10-0)
 5 Travis Burchett (9.0 IP), Brad Stroud (2.0 IP), vs. Missouri Southern, 4/3/02 (2-0)
 5 Brad Stroud (9.0 IP), vs. Washburn, 5/2/04 (7-0)
 5 Tim Brown (7.0 IP), vs. Washburn, 4/5/08 (7-0)
 5 Trent Kavanagh (6.0 IP), Anthony Powell (3.0 IP), vs. Truman, 3/20/09 (5-0)
 5 J. Stevenson (5.0 IP), J. Moore (1.0 IP), C. Gress (1.0 IP), vs. Sioux Falls, 2/27/12 (3-0)
 7 Dustin Ulrich (9.0 IP), vs. Lincoln, 3/4/12 (4-0)

PSU Records

Team Records

MISCELLANEOUS

Most Games Played: 58, 2002
Most Wins: 39, 1997 & 2002
Fewest Wins: 15, 1991, 1993, 2009 & 2010
Most Losses: 38, 2009
Fewest Losses: 16, 1998, 2021
Best Overall Winning Pct.: .720, 1999 (36-14)
Worst Overall Winning Pct.: .283, 2009 (15-38)
Best MIAA Winning Pct.: .772, 1998 (17-5)
Worst MIAA Winning Pct.: .237, 2016 (9-29)
Most Consecutive Wins: 12, 3/7/99 - 3/21/99;
 2/23/02 - 3/17/02
Most Consecutive Losses: 12, 3/28/09 - 4/10/09

BATTING

Most At Bats: 1,836, 2023 (53 games)
Most Hits: 668, 1997 (57 games)
Fewest Hits: 291, 1991 (47 games)
Most Runs: 526, 1997 (57 games)
Fewest Runs: 180, 1991 (47 games)
Most Doubles: 144, 2023 (53 games)
Most Triples: 29, 1998 (52 games)
Most Home Runs: 96, 2022 (52 games)
Most Runs Batted In: 461, 1997 (57 games)
Highest Batting Avg.: .364, 1997 (668-1,835)
Lowest Batting Avg.: .227, 1991 (291-1,282)
Most Total Bases: 1,035, 1997 (57 games)
Highest Slugging Pct.: .586, 1998 (52 games)
Most Stolen Bases: 88, 1994 (50 games)
Most Bases on Balls: 277, 2023 (53 games)
Most Strikeouts: 434, 2023 (53 games)

PITCHING

Most Innings Pitched: 452.1, 2023 (53 games)
Most Strikeouts: 466, 2023 (53 games)
Most Saves: 14, 2006 (52 games) & 2023 (53 games)
Most Shutouts: 5, 2004 (50 games)
Lowest Earned Run Avg.: 4.73, 1999 (201 in 382.3 IP)
Highest Earned Run Avg.: 8.23, 2016 (360 in 393.7 IP)
Most Complete Games: 27, 2002 (58 games)
Most Hits Allowed: 560, 2004 (57 games)
Fewest Hits Allowed: 309, 1993 (33 games)
Most Runs Allowed: 451, 2016 (48 games)
Fewest Runs Allowed: 264, 1992 (43 games)

FIELDING

Most Putouts: 1,357, 2023 (53 games)
Most Assists: 545, 2002 (58 games)
Most Errors: 126, 1997 (57 games)
Fewest Errors: 51, 2023 (53 games)
Highest Fielding Pct.: .972, 2023 (53 games)
Lowest Fielding Pct.: .931, 2009 (53 games)

Individual Records

CAREER BATTING AVG. (min. 200 at bats)

1.	Brad Shorter, 1997-98	163-385	.423
2.	Daniel Esposito, 1996-97	149-358	.416
3.	Ryan Morse, 1997-98	150-365	.411
4.	Mickey Nichol, 2003-'05	136-334	.407
5.	Justin Annin, 1999-2000	137-340	.403
6.	Brian Keeney, 1993-94	82-209	.392
7.	Tad Johnson, 2001-02	128-328	.390
8.	T.J. Prentice, 2005-06	143-373	.383
9.	Brad Smith, 2004-06	135-353	.381
10.	Colton Pogue, 2017-18	167-443	.377

SEASON BATTING AVG. (min. 100 at bats)

1.	Justin Annin, 2000	80-173	.462
2.	Mickey Nichol, 2005	79-172	.459
3.	Daniel Esposito, 1997	92-200	.460
4.	Brad Shorter, 1998	85-189	.450
5.	John Brummett, 2006	66-152	.434
6.	Tad Johnson, 2002	69-165	.418
7.	Rob Weilert, 1998	76-183	.4153
8.	Ryan Morse, 1998	78-188	.4149
9.	Ryan Baker, 1998	78-189	.413
10.	Austin Warkins, 2023	79-192	.411

CAREER AT BATS

1.	Dan Walters, 2002-05	655
2.	Taylor Sibala, 2008-11	613
3.	Eric Miller, 1991-94	580
4.	Austin Kinsey, 1997-2000	564
5.	Brad Foss, 2011-14	555
6.	Drew Schulte, 2004-07	550
7.	Robby Oldaker, 2003-06	527
8.	John Cleland, 1993-96	517
9.	Brad Smith, 2004-06	506
10.	Andrew Schultz, 1999-2001	504

SEASON AT BATS

1.	Colton Pogue, 2017	223
2.	Colton Pogue, 2018	220
3.	Hunter Clanin, 2018	216
4.	Dallas Reed, 2017	209
5.	Garrett McGowan	208
6.	Ryan Ventura, 2013	205
7.	Andrew Vogelbaugh, 2017	204
8.	Nixon Brannan, 2023	202
9.	Ryan Burke, 2004	201
	Brad Smith, 2004	201

PSU Records

CAREER RUNS

1. Dan Walters, 2002-05	164
2. Austin Kinsey, 1997-2000	150
3. Tom Myers, 1996-98	142
4. Ryan Baker, 1997-99	133
5. Ryan Burke, 2001-04	133
6. John Cleland, 1993-96	122
Ryan Morse, 1997-98	122
Taylor Sibala, 2008-11	122
9. T.J. Prentice, 2005-06	121
10. Robby Oldaker, 2003-06	120

SEASON RUNS

1. Tom Myers, 1998	72
2. Ryan Morse, 1998	71
3. Daniel Esposito, 1997	65
Rob Weilert, 1998	65
5. Colton Pogue, 2018	64
6. Ryan Baker, 1998	63
Ryan Burke, 2004	63
8. Garrett McGowan, 2022	61
9. <i>Austin Warkins, 2023</i>	59
10. Brad Shorter, 1998	58
Mickey Nichol, 2005	58
T.J. Prentice, 2005	58

CAREER HITS

1. Eric Miller, 1991-94	202
2. Dan Walters, 2002-05	194
3. Brad Smith, 2004-06	193
Taylor Sibala, 2008-11	193
5. Drew Schulte, 2004-07	191
Brad Foss, 2011-14	191
7. Austin Kinsey, 1997-2000	181
8. Ryan Baker, 1997-99	179
9. Ryan Burke, 2001-04	168
10. Colton Pogue, 2017-18	167

SEASON HITS

1. Daniel Esposito, 1997	92
2. Colton Pogue, 2018	88
3. Brad Shorter, 1998	85
4. Garrett McGowan, 2022	83
5. Justin Annin, 2000	80
Brad Smith, 2004	80
7. Mickey Nichol, 2005	79
Colton Pogue, 2017	79
<i>Austin Warkins, 2023</i>	79
<i>Nixon Brannan, 2023</i>	79
9. Brad Shorter, 1997	78
Ryan Baker, 1998	78
Ryan Morse, 1998	78
Dallas Reed, 2017	78

CAREER DOUBLES

1. Brad Foss, 2011-14	51
2. Brad Smith, 2004-06	45
3. Drew Schulte, 2004-07	44
4. Eric Miller, 1991-94	39
Brad Shorter, 1997-98	39
Ryan Burke, 2001-04	39
7. Justin Annin, 1999-2000	38
8. Andrew Schultz, 1999-2001	37
Colton Pogue, 2017-18	37
10. Matt Kraus, 1995-97	36

SEASON DOUBLES

1. Justin Annin, 2000	26
2. Ryan Morse, 1998	24
Austin Warkins, 2023	24
4. Ryan Burke, 2004	22
Brad Smith, 2006	22
Nixon Brannan, 2023	22
Karson Coffee, 2023	22
8. Daniel Esposito, 1997	21

CAREER TRIPLES

1. Jeff Deao, 2005-07	13
2. Dan Walters, 2002-05	11
T.J. Prentice, 2006	11
4. Ryan Morse, 1997-98	10
5. Trent Babcock, 1994-95	9
Rob Weilert, 1998-99	9

Grant Krieger, 1998-2001
Taylor Sibala, 2008-11

9
9

SEASON TRIPLES

1. Rob Weilert, 1998	7
2. Trent Babcock, 1995	6
Ryan Morse, 1997	6
T.J. Prentice, 2006	6
Jeff Deao, 2007	6

CAREER HOME RUNS

1. Andrew Vogelbaugh, 2015-2018.	46
2. Garrett McGowan, 2021-22	33
3. Justin Annin, 1999-2000	30
4. Ryan Burke, 2001-2004	26
5. Scott Schultz, 1998-99	23
6. Matt Myers, 1995-97	22
7. Tom Myers, 1996-98	21
Grant Krieger, 1998-2001	21
9. Chase Barnes, 2009-12	20
10. Austin Kinsey, 1997-2000	19
Mickey Nichol, 2003, '05	19
Colton Pogue, 2017-18	19

SEASON HOME RUNS

1. Jordan Maxson, 2022	18
Garrett McGowan, 2022	18
<i>Cade Clemens, 2023</i>	18
4. Justin Annin, 2000	17
5. Andrew Vogelbaugh, 2016	15
Garrett McGowan, 2021	15
<i>Nixon Brannan, 2023</i>	15
8. Tom Myers, 1998	14
Mickey Nichol, 2005	14
Andrew Vogelbaugh, 2017	14

CAREER RUNS BATTED IN

1. Ryan Burke, 2001-04	137
2. Eric Miller, 1991-94	130
3. Garrett McGowan, 2021-22	127
4. Justin Annin, 1999-2000	126
5. Brad Shorter, 1997-98	125
6. Tom Myers, 1996-98	121
7. Drew Schulte, 2004-07	115
8. Austin Kinsey, 1999-2000	113
9. John Cleland, 1993-96	110
Scott Schultz, 1998-99	110

SEASON RUNS BATTED IN

1. Garrett McGowan, 2022	79
2. Brad Shorter, 1998	73
3. Justin Annin, 2000	72
Ryan Burke, 2004	72
5. Daniel Esposito, 1997	71

CAREER SLUGGING PCT. (min. 200 at bats)

1. Justin Annin, 1999-2000	265-340	.779
2. Mickey Nichol, 2003, '05	243-334	.728
3. Garrett McGowan, 2021-22	255-370	.689
4. Daniel Esposito, 1996-97	245-358	.684
5. T.J. Prentice, 2005-06	247-373	.662
6. Scott Schultz, 1998-99	221-335	.660
7. Brad Shorter, 1997-98	259-385	.673
8. Grant Krieger, 1998-2001	233-372	.626
9. Steve Smith, 1999-2000	146-234	.624
10. Ryan Morse, 1997-98	226-365	.619

SEASON SLUGGING PCT. (min. 100 at bats)

1. Justin Annin, 2000	157-173	.908
2. Mickey Nichol, 2005	146-172	.849
3. Daniel Esposito, 1997	162-200	.810
4. Tom Myers, 1998	127-158	.804
5. John Brummett, 2006	122-152	.803

CAREER WALKS

1. John Cleland, 1993-96	86
2. Eric Miller, 1991-94	85
Tom Myers, 1996-98	85
4. David Qualls, 1991-94	79
5. Mary Kraus, 1995-97	69

PSU Records

SEASON WALKS

1. Josh Whisler, 2018	45
2. Brian Keeney, 1994	39
3. Tom Myers, 1998	37
4. Aaron Willey, 2000	35
5. Tom Myers, 1997	34
Mason Hartman, 2022	34

CAREER STRIKEOUTS

1. Brad Kinsey, 2018-19	133
2. Ryan Bilovesky, 2010-13	114
3. David Qualls, 1991-94	102
4. Alex Achtermann, 2019	99
5. Andrew Schultz, 1999-2001	98

SEASON STRIKEOUTS

1. <i>Cade Clemons, 2023</i>	55
2. Ryan Bilovesky, 2013	53
<i>Karson Coffee, 2023</i>	53
4. Matt Myers, 1995	47
5. Matt Myers, 1997	46
Kyle Dickens, 2014	46
Jordan Maxson, 2022	43
<i>Daegan Brady, 2023</i>	43

CAREER HIT-BY-PITCH

1. Taylor House, 2008-09	31
2. Grant Polk, 2002-03	29
Jason Graves, 2010-11	29
4. Ryan Darst, 1995-96	28
5. Tim Jones, 2001-02	28

SEASON HIT-BY-PITCH

1. Taylor House, 2008	21
2. Tim Jones, 2002	16
Grant Polk, 2003	16
4. Ryan Darst, 1995	15
Jason Graves, 2010	15

CAREER STOLEN BASES

1. Jeff Deao, 2005-07	74
2. Mason Hartman, 2020-22	61
3. David Qualls, 1991-94	59
4. Tom Myers, 1996-98	42
Rob Weilert, 1998-99	42

SEASON STOLEN BASES

1. Jeff Deao, 2007	39
2. Jeff Deao, 2006	28
3. Rob Weilert, 1999	25
4. Rob Cicero, 1993	24
Trent Babecock, 1994	24
Mason Hartman, 2022	24

CAREER GAMES PLAYED

1. Dan Walters, 2002-05	200
2. Drew Schulte, 2004-07	181
3. Taylor Sibala, 2008-11	175
4. Eric Miller, 1991-94	173
5. Ryan Burke, 2001-04	170

CAREER PITCHING APPEARANCES

1. Ryan McKay, 2013-16	84
2. Cooper Gardner, 2015-18	72
3. Tanner Lane, 2019-2022	70
4. George Brandecker, 2012-14, '16	57
5. Ryan Bartling, 2008-11	55

SEASON PITCHING APPEARANCES

1. Ryan McKay, 2013	31
2. Tanner Lane, 2019	27
Ty Rowe, 2017	27
4. Jordan Mendenhall, 2022	26
5. Zach Nagel, 2022	25

CAREER INNINGS PITCHED

1. Daryl Cronk, 1996-99	258.7
2. George Brandecker, 2012-14, '16	229.0
3. Jason Clemensen, 2002-03	201.3
4. Cooper Gardner, 2015-18	189.3
5. Dustin Storm, 1993-96	178.3

SEASON INNINGS PITCHED

1. Jason Clemensen, 2002	107.3
2. Jason Clemensen, 2003	94.0
3. Denny Ferraro, 1994	90.0
4. Alex Achtermann, 2019	89.7
4. Brad Kinsey, 2019	86.3

CAREER EARNED RUN AVG. (min. 70 innings)

1. Keith Matlock, 1999-2000	2.59
2. Aron Long, 2000-01	3.41
3. Brad Kinsey, 2018-19	3.47
4. Daryl Cronk, 1996-99	3.51
4. Alex Achtermann, 2019	3.51

SEASON EARNED RUN AVG. (min. 35 innings)

1. Ryan McKay, 2013	1.51
2. Keith Matlock, 1999	1.57
3. Bryson Clark, 2007	1.92
4. Tanner Lane, 2019	2.06
5. Ryan Berry, 1999	2.36

CAREER WINNING PCT. (min. 10 decisions)

1. Ben Des Rosiers, 2022-23	13-2	.867
2. Derek Smith, 2003-04	9-2	.818
3. Brad Stroud, 2000-04	13-3	.812
4. Chris Shorter, 1998-99	8-2	.800
5. Peyton Ingalls, 2020-22	15-4	.789
6. Kevin Murphy, 1994-97	13-4	.765

SEASON WINNING PCT. (min. 6 decisions)

1. Ben Des Rosiers, 2023	8-0	1.000
2. Peyton Ingalls, 2021	7-1	.875
3. Gene Madden, 1997	5-1	.833
Chris Shorter, 1999	5-1	.833
Derek Smith, 2003	5-1	.833
6. Paul Sweeney, 2002	12-3	.800
Brad Stroud, 2004	8-2	.800

CAREER VICTORIES

1. Daryl Cronk, 1996-99	27
2. Jason Clemensen, 2002-03	17
Cooper Gardner, 2015-18	17
4. Paul Sweeney, 2002-03	15
Chris Reddout, 2004-06	15
Peyton Ingalls, 2020-22	15

SEASON VICTORIES

1. Paul Sweeney, 2002	12
2. Daryl Cronk, 1997	10
3. Denny Ferraro, 1994	9
Daryl Cronk, 1999	9
Jason Clemensen, 2002	9
Zac Shoemaker, 2023	9

PSU Records

CAREER LOSSES

1. George Brandecker, 2012-14, '16	18
2. Cort Lesmeister, 2014-18	16
3. Garrett Forsythe, 2005-08	15
4. Daryl Cronk, 1996-99	12
Ryan McKay, 2013-16	12

SEASON LOSSES

1. Chris Barnes, 2009	9
2. David Large, 1991	7
Craig Peltier, 2004	7
Anthony Powell, 2009	7
Alex Schell, 2011	7

CAREER SAVES

1. Ryan McKay, 2013-16	25
2. Tanner Lane, 2019-22	18
3. Derek Smith, 2003-04	15
4. Michael Grosdidier, 2003-06	14
5. Mike Kipp, 1991-93	7
Scott Schultz, 1998-99	7

SEASON SAVES

1. Tanner Lane, 2019	13
2. Derek Smith, 2004	11
Cody White, 2018	11
4. Michael Grosdidier, 2005	9
5. Ryan McKay, 2015	8

CAREER STRIKEOUTS

1. George Brandecker, 2012-14, '16	228
2. Brett Parsons, 1999-2002	197
3. Matt Stalcup, 2012-13	187
4. Cooper Gardner, 2015-18	179
5. Daryl Cronk, 1996-99	174

SEASON STRIKEOUTS

1. Brett Parsons, 2002	113
2. Zac Shoemaker, 2023	105
3. George Brandecker, 2016	99
Alex Achtermann, 2019	99
5. Matt Stalcup, 2013	95
6. Matt Stalcup, 2012	92

CAREER STRIKEOUT RATIO (Ks/9 IP; min. 70 inn.)

1. Zac Shoemaker, 2023	12.42
2. Nick Brown, 2017-18, '20-21	11.95
3. Matt Stalcup, 2012-13	11.35
4. Brett Parsons, 1999-2002	10.19
5. Brandon Boyer, 2007-08	10.08
6. Alex Achtermann, 2019	9.93

SEASON STRIKEOUT RATIO (Ks/9 IP; min. 35 inn.)

1. Zac Shoemaker, 2023	12.42
2. Matt Stalcup, 2013	11.99
3. George Brandecker, 2016	11.93
4. Brett Parsons, 2002	11.87
5. Dante Richardson, 2019	11.54
6. Mitch Cooper, 2009	11.51

CAREER WALKS

1. Brett Parsons, 1999-2002	121
2. Garrett Forsythe, 2005-08	100
3. Brad Stroud, 2000-04	98
4. George Brandecker, 2012-14, '16	97
5. Cooper Gardner, 2015-18	95

SEASON WALKS

1. Paul Schnichels, 1994	51
2. Brad Stroud, 2004	49
3. Brad Kinsey, 2019	48
4. Brett Parsons, 2001	47
5. Travis Shaffer, 1991	46

CAREER WALK RATIO (Walks/9 IP; min. 70 inn.)

1. Tim Brown, 2008-09	0.83
2. Zac Shoemaker, 2023	1.89
3. Brad Price, 2000-01	1.91
4. Chris Klick, 2004-05	2.00
5. Jason Clemensen, 2002-03	2.19
6. Keith Matlock, 1999-2000	2.37

SEASON WALK RATIO (Walks/9 IP; min. 35 inn.)

1. Tim Brown, 2009	0.68
2. Justin Root, 2021	1.00
3. Tim Brown, 2008	1.04
4. Connor Lungwitz, 2019	1.25
5. Brad Price, 2000	1.40

Player Statistics ('91-pres.)

ALL-TIME BATTING STATISTICS

Alex Atchermann (INF/RHP, Aurora, Colo./University of Nebraska-Kearney)																			
Year	Avg	GP-GS	AB	R	H	2B	3B	HR	RBI	BB	HP	SO	SF	SH	SBA	PO	A	E	FLD%
2019	.286	52-52	175	30	50	7	1	4	26	41	3	44	3	0	8-11	34	7	4	.911
Jovien Afenir (OF, Murrieta, Calif./University of Kansas)																			
Year	Avg	GP-GS	AB	R	H	2B	3B	HR	RBI	BB	HP	SO	SF	SH	SBA	PO	A	E	FLD%
2018	.356	54-54	191	53	68	12	1	3	43	91	2	34	3	21	3-5	107	3	1	.991
Brian Ahlers (INF, Minier, Ill./Fort Scott Community College)																			
Year	Avg	GP-GS	AB	R	H	2B	3B	HR	RBI	BB	HP	SO	SF	SH	SBA	PO	A	E	FLD%
2003	.320	48-47	147	38	47	10	4	3	39	20	4	21	3	1	3-3	66	16	1	.988
2004	.354	59-58	192	46	68	9	4	6	51	14	5	25	6	4	0-4	210	19	5	.979
Totals	.339	107-105	339	84	115	19	8	9	90	34	9	46	9	5	3-7	276	35	6	.981
Ben Ahrens (INF/DH, Omaha, Neb./St. Thomas University)																			
Year	Avg	GP-GS	AB	R	H	2B	3B	HR	RBI	BB	HP	SO	SF	SH	SBA	PO	A	E	FLD%
2008	.186	25-19	59	6	11	1	0	2	8	2	0	21	0	3	0-0	18	2	1	.952
2009	.214	42-41	126	12	27	3	0	5	20	7	4	36	2	2	1-1	186	7	6	.970
Totals	.211	67-60	185	18	38	3	0	7	28	9	4	57	2	5	1-1	204	9	7	.968
Clint Allen (OF, Erie, Colo./Garden City Community College)																			
Year	Avg	GP-GS	AB	R	H	2B	3B	HR	RBI	BB	HP	SO	SF	SH	SBA	PO	A	E	FLD%
2019	.242	47-45	161	24	39	5	1	3	21	14	4	38	1	8	6-13	60	2	3	.954
2020	.217	12-6	23	1	5	0	1	0	4	2	0	3	1	0	3-4	9	0	2	.818
Totals	.239	59-51	184	25	44	5	2	3	25	16	4	41	2	8	9-17	69	2	5	.934
Connor Allen (C, Wichita, Kan./Barton Community College)																			
Year	Avg	GP-GS	AB	R	H	2B	3B	HR	RBI	BB	HP	SO	SF	SH	SBA	PO	A	E	FLD%
2023	.255	18-13	51	6	13	3	0	1	9	7	1	10	0	0	0-0	120	8	0	1.000
Justin Annin (C, Springfield, Mo./Johnson County Community College)																			
Year	Avg	GP-GS	AB	R	H	2B	3B	HR	RBI	BB	HP	SO	SF	SH	SBA	PO	A	E	FLD%
1999	.341	48-48	167	45	57	12	0	13	54	26	3	21	2	1	0-1	172	22	4	.980
2000	.462	50-50	173	54	80	26	0	17	72	34	8	21	1	0	0-1	167	20	5	.974
Totals	.403	98-98	340	99	137	38	0	30	126	60	11	42	3	1	0-2	339	42	9	.977
Cruz Aranda (INF, Salina, Kan. Campbell University)																			
Year	Avg	GP-GS	AB	R	H	2B	3B	HR	RBI	BB	HP	SO	SF	SH	SBA	PO	A	E	FLD%
2021	.321	46-46	187	41	60	5	2	2	40	15	8	39	3	2	19-22	55	116	6	.966
2022	.313	51-51	201	45	63	10	2	5	38	20	8	33	5	0	4-7	85	103	11	.945
Totals	.317	97-97	388	86	123	15	5	7	78	35	16	72	8	2	23-29	140	219	17	.955
Christian Arnold (OF, Lee's Summit, Mo./Kansas City Kansas Community College)																			
Year	Avg	GP-GS	AB	R	H	2B	3B	HR	RBI	BB	HP	SO	SF	SH	SBA	PO	A	E	FLD%
2015	.422	24-18	64	15	27	5	0	3	15	6	2	18	0	2	0-2	24	0	0	1.000
2016	.323	46-43	155	35	50	14	0	9	30	14	7	31	2	0	12-13	73	2	4	.949
2017	.056	17-3	18	6	1	0	0	0	4	6	2	8	2	0	0-0	0	0	0	.000
Totals	.329	87-64	237	56	78	19	0	12	49	26	11	57	4	2	12-15	97	2	4	.961
Nate Arnold (C, Pittsburg, Kan./Allen County Community College)																			
Year	Avg	GP-GS	AB	R	H	2B	3B	HR	RBI	BB	HP	SO	SF	SH	SBA	PO	A	E	FLD%
2014	.347	27-26	98	11	34	1	0	0	16	4	1	7	0	1	1-1	67	16	1	.988
2015	.370	47-47	165	32	61	13	1	0	36	22	2	12	3	1	3-3	188	65	12	.955
2018	.359	74-73	268	43	95	14	1	0	52	26	3	19	3	2	4-4	255	81	13	.963
Trent Babcock (INF, McPherson, Kan./Wichita State University)																			
Year	Avg	GP-GS	AB	R	H	2B	3B	HR	RBI	BB	HP	SO	SF	SH	SBA	PO	A	E	FLD%
1994	.278	49-48	176	55	49	7	3	5	37	25	8	15	2	1	24-26	74	127	27	.882
1995	.352	44-44	176	56	62	11	6	13	47	26	4	19	2	0	6-10	83	139	16	.938
Totals	.315	93-92	352	111	111	18	9	18	84	51	12	34	4	1	30-36	157	266	43	.903
Tanner Bailey (OF, Winfield, Kan./Winfield High School)																			
Year	Avg	GP-GS	AB	R	H	2B	3B	HR	RBI	BB	HP	SO	SF	SH	SBA	PO	A	E	FLD%
2011	.200	9-0	5	1	1	0	0	0	0	1	0	2	0	0	0-0	0	0	0	.000
2012	.200	9-5	10	2	2	0	0	0	1	1	0	4	0	1	0-1	4	1	0	1.000
Totals	.200	18-5	15	3	3	0	0	0	1	2	0	6	0	1	0-1	4	1	0	1.000
Ryan Baker (OF, Winfield, Kan./Butler County Community College)																			
Year	Avg	GP-GS	AB	R	H	2B	3B	HR	RBI	BB	HP	SO	SF	SH	SBA	PO	A	E	FLD%
1997	.325	42-32	120	25	39	11	2	3	25	8	3	25	1	3	9-12	60	2	2	.969
1998	.413	51-50	189	63	78	13	3	5	43	21	4	35	1	2	9-12	108	9	3	.975
1999	.360	45-45	172	45	62	8	2	4	29	18	4	28	5	1	3-4	79	1	4	.952
Totals	.372	138-127	481	133	179	32	7	12	97	47	11	88	7	6	21-28	247	12	9	.966
Cody Ball (OF, Shawnee, Kan./Fort Scott Community College)																			
Year	Avg	GP-GS	AB	R	H	2B	3B	HR	RBI	BB	HP	SO	SF	SH	SBA	PO	A	E	FLD%
2013	.295	38-36	122	22	36	4	3	2	21	11	5	30	1	0	3-4	30	1	0	1.000
2014	.315	44-41	143	26	45	6	2	4	33	12	7	27	1	0	3-5	67	5	4	.947
Totals	.306	82-77	265	48	81	10	5	6	54	23	12	57	2	0	6-9	97	6	4	.963
Chase Barnes (OF, Meosho, Mo./Crowder College)																			
Year	Avg	GP-GS	AB	R	H	2B	3B	HR	RBI	BB	HP	SO	SF	SH	SBA	PO	A	E	FLD%
2010	.282	33-22	78	12	22	4	1	8	19	7	1	16	1	1	0-1	5	0	0	1.000
2011	.349	38-38	129	25	45	10	4	6	36	18	3	10	2	0	0-0	30	4	1	.971
2012	.311	48-48	164	34	51	10	0	6	27	24	1	16	2	1	3-3	61	3	1	.985
Totals	.318	119-108	371	71	118	24	5	20	82	49	5	42	5	2	3-4	96	7	2	.981
Aaron Becker (INF, Topeka, Kan./Hayden High School)																			
Year	Avg	GP-GS	AB	R	H	2B	3B	HR	RBI	BB	HP	SO	SF	SH	SBA	PO	A	E	FLD%
1997	.409	16-6	22	10	9	0	0	0	5	7	3	3	0	3	1-1	13	16	1	.967
1998	.270	28-10	37	9	10	0	0	1	6	9	1	3	1	0	2-2	16	24	9	.816
2000	.333	9-3	9	2	3	1	0	0	1	2	3	0	0	1	0-1	11	8	3	.864
Totals	.324	53-19	68	21	22	1	0	1	12	18	7	6	1	4	3-4	40	48	13	.871
Ryan Berry (RHP, Kirksville, Mo./Kansas City Kansas Community College)																			
Year	Avg	GP-GS	AB	R	H	2B	3B	HR	RBI	BB	HP	SO	SF	SH	SBA	PO	A	E	FLD%
1999	.000	1-0	0	0	0	0	0	0	0	0	0	0	0	0	0-0	2	9	1	.917
Ryan Bevis (INF, Frontenac, Kan./Independence Community College)																			
Year	Avg	GP-GS	AB	R	H	2B	3B	HR	RBI	BB	HP	SO	SF	SH	SBA	PO	A	E	FLD%
2002	.336	48-44	149	34	50	11	1	5	37	16	3	22	4	3	1-2	186	9	6	.970
Patrick Biggs (C, Pittsburg, Kan./University of Arkansas-Fort Smith)																			
Year	Avg	GP-GS	AB	R	H	2B	3B	HR	RBI	BB	HP	SO	SF	SH	SBA	PO	A	E	FLD%
2020	.000	1-0	1	0	0	0	0	0	0	0	0	0	0	0	0-0	0	0	0	.000
Ryan Bilovesky (INF, Overland Park, Kan./Blue Valley Northwest High School)																			

Player Statistics ('91-pres.)

Year	Avg	GP-GS	AB	R	H	2B	3B	HR	RBI	BB	HP	SO	SF	SH	SBA	PO	A	E	FLD%
2010	.205	30-21	73	14	15	0	0	1	5	1	6	25	0	0	0-0	165	1	3	.982
2011	.237	35-33	97	19	23	4	3	2	10	10	5	15	0	3	2-2	139	5	6	.960
2012	.307	44-43	137	25	42	6	0	2	17	11	4	21	1	1	2-3	191	7	4	.980
2013	.302	52-52	182	38	55	3	1	11	40	23	8	53	1	4	3-4	308	12	4	.988
Totals	.276	161-149	489	96	135	13	4	16	72	45	23	114	2	8	7-9	803	25	17	.980
Jacob Boan (OF, Overland Park, Kan./Blue Valley West High School)																			
Year	Avg	GP-GS	AB	R	H	2B	3B	HR	RBI	BB	HP	SO	SF	SH	SBA	PO	A	E	FLD%
2005	.363	39-30	102	25	37	9	0	3	25	7	2	16	0	0	3-4	51	4	0	1.000
2006	.250	41-35	104	21	26	3	1	2	10	17	5	25	1	3	5-7	77	2	4	.952
2007	.264	47-40	121	29	32	8	3	1	16	14	5	22	0	5	2-3	74	3	2	.975
Totals	.291	127-105	327	75	95	20	4	6	51	38	12	63	1	8	10-14	202	9	6	.972
Spencer Booe (OF, Ossawatimie, Kan./Coffeyville Community College)																			
Year	Avg	GP-GS	AB	R	H	2B	3B	HR	RBI	BB	HP	SO	SF	SH	SBA	PO	A	E	FLD%
2014	.230	26-23	74	6	17	2	2	0	7	2	2	19	0	1	1-2	30	1	2	.939
Austin Bonnel (INF, Atchison, Kan./Coffeyville Community College)																			
Year	Avg	GP-GS	AB	R	H	2B	3B	HR	RBI	BB	HP	SO	SF	SH	SBA	PO	A	E	FLD%
2020	.250	17-12	44	5	11	2	0	0	8	3	1	11	2	1	0-0	11	28	1	.975
2021	.143	10-2	14	0	2	0	0	0	0	0	0	4	0	0	1-1	0	0	0	.000
2022	.315	35-27	89	30	28	8	1	6	23	13	6	19	1	1	1-2	27	41	6	.919
Totals	.279	62-41	147	35	41	10	1	6	31	16	7	34	3	2	2-3	38	69	7	.939
Luke Bordewick (OF, Topeka, Kan./Washburn Rural High School)																			
Year	Avg	GP-GS	AB	R	H	2B	3B	HR	RBI	BB	HP	SO	SF	SH	SBA	PO	A	E	FLD%
2012	.342	28-23	76	10	26	6	2	0	15	1	2	17	0	1	1-1	37	4	0	1.000
2013	.274	36-31	113	20	31	5	0	3	21	9	1	19	1	3	1-3	74	1	2	.974
2014	.267	41-32	116	11	31	6	0	2	11	5	1	19	1	2	0-2	53	0	1	.981
2015	.313	47-47	179	31	56	11	2	2	33	8	2	22	2	6	3-4	90	3	2	.979
Totals	.299	152-133	484	72	144	28	4	7	80	23	6	77	4	12	5-10	254	8	5	.981
Aaron Boucher (INF, Conway, Ark./Labette Community College)																			
Year	Avg	GP-GS	AB	R	H	2B	3B	HR	RBI	BB	HP	SO	SF	SH	SBA	PO	A	E	FLD%
2014	.173	32-25	81	14	14	0	1	0	8	10	0	21	0	5	3-5	47	83	3	.977
Jarrett Boyes (C, Galena, Kan./Galena High School)																			
Year	Avg	GP-GS	AB	R	H	2B	3B	HR	RBI	BB	HP	SO	SF	SH	SBA	PO	A	E	FLD%
2000	.000	4-0	3	0	0	0	0	0	1	0	0	1	0	0	0-0	1	2	0	1.000
2002	.250	37-29	96	26	22	3	0	0	13	17	0	19	2	2	10-12	47	55	6	.944
2003	.186	20-12	43	8	8	2	0	0	5	6	0	10	0	0	1-2	11	37	6	.889
Totals	.225	61-51	142	34	32	5	0	0	19	23	0	30	2	2	11-14	59	94	12	.927
Jacob Boylan (INF, Lee's Summit, Mo./University of Kansas)																			
Year	Avg	GP-GS	AB	R	H	2B	3B	HR	RBI	BB	HP	SO	SF	SH	SBA	PO	A	E	FLD%
2016	.339	47-47	189	47	64	10	0	8	37	15	7	15	2	0	2-2	57	76	16	.893
Daegan Brady (INF, Topeka, Kan./Neosho Community College)																			
Year	Avg	GP-GS	AB	R	H	2B	3B	HR	RBI	BB	HP	SO	SF	SH	SBA	PO	A	E	FLD%
2023	.269	52-51	175	35	47	9	2	0	19	31	13	43	5	2	2-5	27	54	9	.900
Nixon Brannan (C, San Angelo, Texas/University of the Incarnate Word)																			
Year	Avg	GP-GS	AB	R	H	2B	3B	HR	RBI	BB	HP	SO	SF	SH	SBA	PO	A	E	FLD%
2023	.391	50-50	202	50	79	22	0	15	69	23	8	40	3	0	3-3	292	31	3	.991
Andrew Branson (INF, St. James, Mo./Missouri S&T)																			
Year	Avg	GP-GS	AB	R	H	2B	3B	HR	RBI	BB	HP	SO	SF	SH	SBA	PO	A	E	FLD%
2023	.200	13-6	25	4	5	1	0	0	3	4	4	7	1	1	0-0	19	10	2	.935
Cole Brecheisen (OF, Rossville, Kan./Rossville High School)																			
Year	Avg	GP-GS	AB	R	H	2B	3B	HR	RBI	BB	HP	SO	SF	SH	SBA	PO	A	E	FLD%
2016	.282	46-42	156	29	44	7	0	2	27	9	5	17	5	4	6-7	27	4	5	.861
2017	.256	35-23	78	14	20	2	0	1	12	12	2	9	3	3	2-2	0	0	0	.000
2018	.288	30-20	80	14	23	3	0	2	14	6	2	15	1	2	1-1	28	0	0	1.000
Totals	.277	111-85	314	57	87	12	0	5	53	27	9	41	9	9	9-10	55	4	5	.922
Matt Brown (OF, Rossville, Kan./Rossville High School)																			
Year	Avg	GP-GS	AB	R	H	2B	3B	HR	RBI	BB	HP	SO	SF	SH	SBA	PO	A	E	FLD%
2015	.257	39-35	101	11	26	4	0	0	10	5	6	20	2	5	4-5	10	0	2	.833
Kurt Brewster (INF, Independence, Kan./Independence Community College)																			
Year	Avg	GP-GS	AB	R	H	2B	3B	HR	RBI	BB	HP	SO	SF	SH	SBA	PO	A	E	FLD%
1993	.250	3-1	4	0	1	1	0	0	0	1	1	1	0	0	0-0	1	1	0	1.000
1994	.287	31-27	94	15	27	3	1	0	22	5	8	7	0	0	2-2	9	40	9	.845
Totals	.286	34-28	98	15	28	4	1	0	22	6	9	8	0	0	2-2	10	41	9	.850
Jared Brown (INF, Fort Scott, Kan./Fort Scott Community College)																			
Year	Avg	GP-GS	AB	R	H	2B	3B	HR	RBI	BB	HP	SO	SF	SH	SBA	PO	A	E	FLD%
1995	.476	17-5	21	10	10	1	0	0	5	6	2	5	0	0	1-2	6	9	1	.938
1996	.133	13-4	15	4	2	0	0	0	1	5	1	6	0	1	2-2	12	2	0	1.000
1997	.067	6-3	15	4	1	0	0	0	2	2	0	4	1	0	0-0	7	2	1	.900
Totals	.255	36-12	51	18	13	1	0	0	8	13	3	15	1	1	3-4	25	13	2	.950
Matt Brown (RHP, Longmont, Colo./Fort Scott Community College)																			
Year	Avg	GP-GS	AB	R	H	2B	3B	HR	RBI	BB	HP	SO	SF	SH	SBA	PO	A	E	FLD%
2005	.000	1-0	0	1	0	0	0	0	0	0	0	0	0	0	0-0	0	2	0	1.000
Tim Brown (P, St. Louis, Mo./Johnson County Community College)																			
Year	Avg	GP-GS	AB	R	H	2B	3B	HR	RBI	BB	HP	SO	SF	SH	SBA	PO	A	E	FLD%
2009	.000	5-2	6	0	0	0	0	0	0	1	0	2	0	1	0-0	5	16	0	1.000
Joe Broyles (C, Arma, Kan./Northeast High School)																			
Year	Avg	GP-GS	AB	R	H	2B	3B	HR	RBI	BB	HP	SO	SF	SH	SBA	PO	A	E	FLD%
1991	.176	10-8	17	1	3	0	0	0	1	5	0	4	0	0	1-1	41	4	1	.978
John Brummett (C, Waukege, Iowa/Nicholls State University)																			
Year	Avg	GP-GS	AB	R	H	2B	3B	HR	RBI	BB	HP	SO	SF	SH	SBA	PO	A	E	FLD%
2006	.434	46-43	152	40	66	9	4	13	5	13	9	24	4	3	4-5	195	30	4	.983
Ryan Buckley (INF, Chanute, Kan./Chanute High School)																			
Year	Avg	GP-GS	AB	R	H	2B	3B	HR	RBI	BB	HP	SO	SF	SH	SBA	PO	A	E	FLD%
2000	.500	6-0	4	2	2	0	0	1	2	1	1	0	0	0	0-0	0	1	0	1.000
2001	.100	16-1	10	6	1	0	0	0	1	2	0	4	0	0	1-1	2	1	1	.750
2002	.133	14-4	15	5	2	1	0	0	1	2	1	4	0	1	0-0	8	10	1	.960
Totals	.172	36-5	29	13	5	1	0	1	4	5	2	8	0	1	1-1	10	12	2	.917
Chaz Burgess (OF, Olathe, Kan./Johnson County Community College)																			

Player Statistics ('91-pres.)

Year	Avg	GP-GS	AB	R	H	2B	3B	HR	RBI	BB	HP	SO	SF	SH	SBA	PO	A	E	FLD%
2019	.299	43-40	157	29	47	11	1	7	32	13	2	43	1	1	5-7	72	3	0	1.000
2020	.310	15-12	42	12	13	4	1	1	5	5	3	10	0	0	3-3	44	1	0	1.000
Totals	.302	58-52	199	41	60	15	2	8	37	18	5	53	1	1	8-10	116	4	0	1.000
Ryan Burke (OF, Lee's Summit, Mo./Lee's Summit North High School)																			
Year	Avg	GP-GS	AB	R	H	2B	3B	HR	RBI	BB	HP	SO	SF	SH	SBA	PO	A	E	FLD%
2001	.250	23-10	40	7	10	0	0	0	2	7	1	10	0	1	0-0	13	0	2	.867
2002	.269	41-32	108	26	29	6	2	6	27	10	3	19	1	4	5-8	34	6	3	.930
2003	.366	47-45	145	37	53	11	0	7	36	22	5	17	2	0	2-2	65	5	4	.946
2004	.378	59-59	201	63	76	22	3	13	72	20	13	22	2	1	0-2	98	3	6	.944
Totals	.349	170-146	494	133	168	39	5	26	137	59	22	68	5	6	7-12	210	14	15	.937
Marlon Burroughs (INF, Salina, Okla./Oral Roberts University)																			
Year	Avg	GP-GS	AB	R	H	2B	3B	HR	RBI	BB	HP	SO	SF	SH	SBA	PO	A	E	FLD%
1996	.298	31-30	114	24	34	4	1	0	12	7	3	17	0	1	14-17	31	79	15	.880
1997	.395	48-46	147	44	58	7	3	2	41	13	8	17	3	1	12-13	85	100	20	.902
Totals	.352	79-76	261	68	92	11	4	2	53	20	11	34	3	2	26-30	116	179	35	.894
Matt Campbell (1B, Fort Scott, Kan./Fort Scott Community College)																			
Year	Avg	GP-GS	AB	R	H	2B	3B	HR	RBI	BB	HP	SO	SF	SH	SBA	PO	A	E	FLD%
2023	.000	1-0	0	1	0	0	0	0	0	0	1	0	0	0	0-0	1	0	0	1.000
Michael Campbell (INF, Valley Center, Kan./Valley Center High School)																			
Year	Avg	GP-GS	AB	R	H	2B	3B	HR	RBI	BB	HP	SO	SF	SH	SBA	PO	A	E	FLD%
2004	.222	20-4	27	8	6	1	0	0	7	5	2	6	2	0	0-0	4	12	0	1.000
2005	.357	13-1	14	4	5	2	0	0	4	3	0	4	0	1	0-0	11	12	2	.920
2006	.167	13-2	18	3	3	1	0	0	2	3	0	6	0	0	0-0	11	11	2	.917
2007	.211	44-38	128	15	27	2	1	2	23	14	1	28	0	6	0-0	75	99	9	.951
Totals	.219	90-45	187	30	41	6	1	2	36	25	3	44	2	7	0-0	101	134	13	.948
Caleb Carr (OF, White Hall, Ark./Henderson State University)																			
Year	Avg	GP-GS	AB	R	H	2B	3B	HR	RBI	BB	HP	SO	SF	SH	SBA	PO	A	E	FLD%
2021	.277	40-36	141	26	39	10	1	4	25	13	3	47	0	4	1-3	0	0	0	.000
2022	.348	45-34	135	32	47	10	0	7	41	20	1	38	1	0	0-0	22	1	2	.920
Totals	.312	85-70	276	58	86	20	1	11	66	33	4	85	1	4	1-3	22	1	2	.920
Hector Carrillo (C, Tulsa, Okla./Dodge City Community College)																			
Year	Avg	GP-GS	AB	R	H	2B	3B	HR	RBI	BB	HP	SO	SF	SH	SBA	PO	A	E	FLD%
2021	.217	9-4	23	1	5	2	0	0	6	0	0	8	0	0	1-1	34	5	0	1.000
2022	.250	16-8	28	7	7	1	0	0	4	3	2	10	0	0	0-0	74	3	1	.987
Totals	.235	25-12	51	8	12	3	0	0	10	3	2	18	0	0	1-1	108	8	1	.991
Tanner Carpenter (INF, Wichita, Kan./Barton County Community College)																			
Year	Avg	GP-GS	AB	R	H	2B	3B	HR	RBI	BB	HP	SO	SF	SH	SBA	PO	A	E	FLD%
2013	.302	23-11	43	9	13	1	0	0	2	4	1	5	0	1	4-6	4	6	1	.909
Ryan Cedeno (C, Pittsburg, Kan./St. Mary's Colgan High School)																			
Year	Avg	GP-GS	AB	R	H	2B	3B	HR	RBI	BB	HP	SO	SF	SH	SBA	PO	A	E	FLD%
2018	.200	5-0	5	0	1	1	0	0	0	0	0	1	0	0	0-0	0	0	0	.000
2019	.167	7-0	6	1	1	0	0	0	0	0	1	1	0	0	0-0	0	0	0	.000
2020	.500	2-0	2	1	1	0	0	0	1	2	0	1	0	0	0-0	0	0	0	.000
Totals	.230	14-0	13	2	3	1	0	0	1	2	0	1	0	0	0-0	0	0	0	.000
John Chaisson (OF, Oologah, Okla./Cowley County Community College)																			
Year	Avg	GP-GS	AB	R	H	2B	3B	HR	RBI	BB	HP	SO	SF	SH	SBA	PO	A	E	FLD%
2009	.272	33-32	103	16	28	6	3	1	18	18	2	25	1	1	2-4	29	2	2	.939
Tommy Chapo (P, Yukon, Okla./Fort Scott Community College)																			
Year	Avg	GP-GS	AB	R	H	2B	3B	HR	RBI	BB	HP	SO	SF	SH	SBA	PO	A	E	FLD%
1991	.000	1-0	0	0	0	0	0	0	0	0	0	0	0	0	0-0	1	15	1	.941
Rob Cicero (OF, Pittsburg, Kan./Missouri Western State University)																			
Year	Avg	GP-GS	AB	R	H	2B	3B	HR	RBI	BB	HP	SO	SF	SH	SBA	PO	A	E	FLD%
1993	.409	33-33	115	38	47	9	0	6	33	27	2	19	0	2	24-32	72	2	1	.987
Hunter Clinin (OF, Columbus, Ohio/Bowling Green State University)																			
Year	Avg	GP-GS	AB	R	H	2B	3B	HR	RBI	BB	HP	SO	SF	SH	SBA	PO	A	E	FLD%
2017	.347	50-50	199	49	69	17	3	8	48	19	3	24	5	0	0-1	109	5	4	.966
2018	.347	54-54	216	51	75	14	3	5	45	16	2	34	4	8	9-12	90	4	3	.969
Totals	.347	104-104	415	100	144	31	6	13	93	35	5	58	9	8	9-13	199	9	7	.967
Chase Cleveland (OF, Arma, Kan./Northeast High School)																			
Year	Avg	GP-GS	AB	R	H	2B	3B	HR	RBI	BB	HP	SO	SF	SH	SBA	PO	A	E	FLD%
2014	.000	1-0	1	0	0	0	0	0	0	0	0	0	0	0	0-0	0	0	0	.000
2015	.229	18-7	35	3	8	1	0	0	0	1	0	9	0	1	0-1	28	2	0	1.000
2016	.313	23-10	48	10	15	2	0	0	6	6	1	7	0	1	2-3	1	0	0	1.000
2017	.273	14-0	11	3	3	0	0	0	1	5	1	4	0	0	0-0	8	0	0	1.000
Totals	.274	56-17	95	16	26	3	0	0	7	12	2	20	0	2	2-4	37	2	0	1.000
John Cleveland (OF, Arma, Kan./Northeast High School)																			
Year	Avg	GP-GS	AB	R	H	2B	3B	HR	RBI	BB	HP	SO	SF	SH	SBA	PO	A	E	FLD%
1993	.242	27-15	62	15	15	2	0	2	13	12	3	13	1	0	1-1	25	0	0	1.000
1994	.310	42-35	142	35	44	7	1	5	37	21	1	11	3	3	4-6	53	4	3	.950
1995	.298	41-40	151	36	45	4	2	1	20	26	4	15	2	3	7-13	56	3	4	.937
1996	.321	47-47	162	36	52	14	2	3	40	27	4	13	4	6	4-7	81	4	4	.955
Totals	.302	157-137	517	122	156	27	5	11	110	86	12	52	10	12	16-27	215	11	11	.954
Cade Clemmons (INF, Lee's Summit, Mo./Wichita State University)																			
Year	Avg	GP-GS	AB	R	H	2B	3B	HR	RBI	BB	HP	SO	SF	SH	SBA	PO	A	E	FLD%
2022	.262	29-24	84	22	22	3	0	4	15	14	0	31	0	0	4-5	11	40	10	.836
2023	.335	52-50	191	52	64	13	3	18	52	32	6	55	1	0	8-10	68	125	13	.937
Totals	.313	81-74	275	72	86	16	3	22	77	46	6	86	1	0	12-15	79	165	23	.914
Chris Cochran (OF, Lockwood, Mo./Jefferson College)																			
Year	Avg	GP-GS	AB	R	H	2B	3B	HR	RBI	BB	HP	SO	SF	SH	SBA	PO	A	E	FLD%
1996	.304	39-37	135	30	41	5	5	0	19	10	0	23	0	5	4-6	72	4	1	.987
1997	.313	45-43	131	33	41	7	0	3	21	16	3	20	2	8	4-6	81	2	4	.954
Totals	.308	84-80	266	63	82	12	5	3	40	26	3	43	2	13	8-10	153	6	5	.970
Karon Coester (OF, Girard, Kan./Girard High School)																			
Year	Avg	GP-GS	AB	R	H	2B	3B	HR	RBI	BB	HP	SO	SF	SH	SBA	PO	A	E	FLD%
1991	.063	8-4	16	2	1	0	0	0	0	1	0	4	0	0	1-1	12	0	0	1.000
Karson Coffee (OF, Bentonville, Ark./Eastern Oklahoma State College)																			
Year	Avg	GP-GS	AB	R	H	2B	3B	HR	RBI	BB	HP	SO	SF	SH	SBA	PO	A	E	FLD%
2022	.238	25-8	42	7	10	2	0	0	5	2	3	13	1	0	3-3	29	1	1	.968
2023	.347	46-38	173	47	60	22	2	11	47	14	6	53	0	0	12-14	81	3	1</	

Player Statistics ('91-pres.)

Ken Cook (C, Baxter Springs, Kan./Baxter Springs High School)

Year	Avg	GP-GS	AB	R	H	2B	3B	HR	RBI	BB	HP	SO	SF	SH	SBA	PO	A	E	FLD%
1991	.171	18-17	41	0	7	2	0	0	1	13	0	5	0	0	0-0	96	8	3	.972
1992	.163	20-16	43	0	7	0	0	0	0	8	0	13	0	1-1	92	10	1	.990	
1993	.200	5-3	10	1	2	0	0	0	1	3	0	2	0	0-0	14	3	0	1.000	
1994	.250	16-15	36	4	9	0	0	0	4	11	0	4	0	2-0	87	8	2	.979	
Totals	.192	59-51	130	5	25	2	0	0	6	35	0	24	0	3-1-1	289	29	6	.981	

Phil Cook (INF, Baxter Springs, Kan./Allen County Community College)

Year	Avg	GP-GS	AB	R	H	2B	3B	HR	RBI	BB	HP	SO	SF	SH	SBA	PO	A	E	FLD%
1991	.203	46-46	138	29	28	6	2	0	17	27	10	18	0	3	1-2	97	90	10	.943
1992	.278	31-31	79	22	22	2	2	0	1	22	7	14	0	1	2-6	66	50	8	.932
Totals	.230	77-77	217	51	50	8	2	1	24	49	17	32	0	4	3-8	157	140	18	.943

Chad Cosens (P, Fort Scott, Kan./Fort Scott High School)

Year	Avg	GP-GS	AB	R	H	2B	3B	HR	RBI	BB	HP	SO	SF	SH	SBA	PO	A	E	FLD%
1996	.000	1-0	0	1	0	0	0	0	0	0	0	0	0	0	0-0	0	2	0	1.000

Caleb Cox (C, Broomfield, Colo./University of Arkansas Little Rock)

Year	Avg	GP-GS	AB	R	H	2B	3B	HR	RBI	BB	HP	SO	SF	SH	SBA	PO	A	E	FLD%
1999	.283	40-30	120	29	34	6	1	3	20	21	5	17	2	0	3-5	216	23	4	.984

A.J. Craft (OF, Rogersville, Mo./Coffeyville Community College)

Year	Avg	GP-GS	AB	R	H	2B	3B	HR	RBI	BB	HP	SO	SF	SH	SBA	PO	A	E	FLD%
2023	.333	22-1	9	2	3	0	0	0	1	2	0	2	0	0	0-0	5	0	0	1.000

Tyson Cushman (INF, Blue Springs, Mo./Blue Springs South High School)

Year	Avg	GP-GS	AB	R	H	2B	3B	HR	RBI	BB	HP	SO	SF	SH	SBA	PO	A	E	FLD%
2017	.185	35-21	65	13	12	2	1	0	6	12	1	21	1	3	1-0	12	21	4	.892
2018	.291	32-32	103	24	30	5	0	1	18	22	0	22	1	4	1-1	238	9	8	.969
2019	.262	49-43	149	24	39	6	1	0	18	34	5	40	3	5	4-4	57	125	7	.963
2020	.283	9-5	60	17	17	2	0	0	15	15	0	11	0	1	2-2	27	34	5	.924
Totals	.260	125-101	377	78	98	15	2	1	57	83	6	94	5	13	7-7	334	189	24	.937

Jake Dainty (INF, Scammon, Kan./Southeast High School)

Year	Avg	GP-GS	AB	R	H	2B	3B	HR	RBI	BB	HP	SO	SF	SH	SBA	PO	A	E	FLD%
2008	1.000	1-1	1	0	1	0	0	0	0	0	0	0	0	0	0-0	0	0	0	.000

Brett Daley (INF, Council Bluffs, Iowa/Iowa Western Community College)

Year	Avg	GP-GS	AB	R	H	2B	3B	HR	RBI	BB	HP	SO	SF	SH	SBA	PO	A	E	FLD%
2021	.189	25-10	37	14	7	0	2	2	6	7	1	16	0	0	5-5	15	0	0	1.000
2022	.317	43-31	120	39	38	7	2	6	27	24	40	0	0	0	12-15	82	1	1	.988
2023	.250	44-35	128	41	32	9	3	8	36	25	5	35	1	1	10-13	83	2	1	.988
Totals	.250	112-76	285	94	77	16	7	16	69	56	11	51	1	1	27-33	180	3	2	.989

Ryan Darts (INF, Lenexa, Kan./Cowley County Community College)

Year	Avg	GP-GS	AB	R	H	2B	3B	HR	RBI	BB	HP	SO	SF	SH	SBA	PO	A	E	FLD%
1995	.299	40-39	127	34	38	8	0	1	24	23	15	15	1	1	5-6	327	28	4	.989
1996	.268	47-47	153	32	41	5	3	3	29	16	13	11	4	5	3-3	397	20	9	.979
Totals	.282	87-86	280	66	79	13	3	4	53	39	28	26	5	6	8-9	724	48	13	.983

Matt Davidson (C, Republic, Mo./Three Rivers Community College)

Year	Avg	GP-GS	AB	R	H	2B	3B	HR	RBI	BB	HP	SO	SF	SH	SBA	PO	A	E	FLD%
2001	.263	16-14	38	2	10	1	0	0	6	3	1	11	0	1	0-0	60	7	0	1.000
2002	.273	8-1	11	2	3	1	0	0	3	2	0	0	2	0	0-0	16	0	0	1.000
2003	.240	12-6	25	5	6	0	0	2	11	2	1	4	0	1	0-0	18	2	0	1.000
Totals	.257	36-21	74	9	19	1	0	2	20	7	2	15	2	1	0-0	94	9	0	1.000

Brian Dean (INF/C, Littleton, Colo./Heritage High School)

Year	Avg	GP-GS	AB	R	H	2B	3B	HR	RBI	BB	HP	SO	SF	SH	SBA	PO	A	E	FLD%
2008	.313	46-42	150	20	47	9	0	1	23	13	11	17	2	8	0-0	92	82	9	.951
2009	.346	8-8	26	5	9	3	0	0	7	2	0	5	2	2	0-0	4	16	4	.833
2010	.202	35-35	99	12	20	1	0	1	12	10	1	14	1	7	0-1	16	54	10	.875
2011	.289	45-45	142	21	41	7	0	1	24	17	4	17	3	11	2-2	24	83	18	.856
Totals	.281	174-178	417	58	117	20	0	3	66	42	16	53	8	28	2-3	136	235	41	.900

Jeff Deao (OF, Omaha, Neb./Garden City Community College)

Year	Avg	GP-GS	AB	R	H	2B	3B	HR	RBI	BB	HP	SO	SF	SH	SBA	PO	A	E	FLD%
2005	.255	40-27	98	21	25	5	3	0	18	10	2	24	7	2	7-7	48	0	3	.941
2006	.333	52-52	186	37	62	6	4	6	31	17	4	33	1	10	28-34	77	5	2	.976
2007	.359	52-52	194	48	68	15	6	5	29	11	6	25	0	0	39-44	122	1	2	.984
Totals	.306	144-131	483	106	155	26	13	11	78	38	12	82	8	18	74-85	247	6	7	.973

Kevin Deao (OF, Omaha, Neb./Independence Community College)

Year	Avg	GP-GS	AB	R	H	2B	3B	HR	RBI	BB	HP	SO	SF	SH	SBA	PO	A	E	FLD%
2006	.330	38-29	106	19	35	7	1	4	24	6	0	23	0	2	2-3	42	2	2	.957
2007	.359	50-50	167	43	60	13	3	9	42	13	6	11	7	1	9-13	74	6	3	.964
Totals	.352	88-79	273	62	96	20	4	13	66	19	6	34	7	3	11-16	116	8	5	.961

Angel DelaFuente (INF, Klein, Texas/Blinn College)

Year	Avg	GP-GS	AB	R	H	2B	3B	HR	RBI	BB	HP	SO	SF	SH	SBA	PO	A	E	FLD%
2018	.000	3-1	4	0	0	0	0	0	0	0	0	2	0	0	0-0	0	0	0	.000

Jeff DelaTorre (OF, Chanute, Kan./Neosho Community College)

Year	Avg	GP-GS	AB	R	H	2B	3B	HR	RBI	BB	HP	SO	SF	SH	SBA	PO	A	E	FLD%
1992	.269	25-17	52	15	14	0	1	1	10	5	3	16	1	0	8-11	30	2	2	.941
1993	.346	15-6	26	10	9	1	1	2	8	4	1	8	0	0	3-4	5	0	4	.556
1994	.355	37-35	110	22	39	6	1	2	19	15	1	15	3	4	8-12	66	3	2	.972
Totals	.330	77-58	188	47	62	7	3	5	37	24	5	39	4	4	19-27	101	5	8	.930

Kendall Delp (IF, Oxford, Kan./Winfield High School)

Year	Avg	GP-GS	AB	R	H	2B	3B	HR	RBI	BB	HP	SO	SF	SH	SBA	PO	A	E	FLD%	
2010	.000	7-1	5	0	0	0	0	0	0	0	2	1	3	0	1	0-0	1	3	1	.800

Kyle Dickens (UT, Neosho, Mo./University of Arkansas-Fort Smith)

Year	Avg	GP-GS	AB	R	H	2B	3B	HR	RBI	BB	HP	SO	SF	SH	SBA	PO	A	E	FLD%
2014	.284	45-43	141	23	40	9	0	6	24	14	6	46	0	4	3-4	209	11	3	.987

Todd Diskin (C, Overland Park, Kan./Johnson County Community College)

Year	Avg	GP-GS	AB	R</
------	-----	-------	----	-----

Player Statistics ('91-pres.)

Jake Durossette (INF, Fort Scott, Kan./Fort Scott High School)

Year	Avg	GP-GS	AB	R	H	2B	3B	HR	RBI	BB	HP	SO	SF	SH	SBA	PO	A	E	FLD%
2016	.239	33-27	88	13	21	6	0	1	13	8	2	15	0	3	0-3	28	39	3	.957
2017	.271	18-16	48	5	13	0	0	0	2	3	0	6	1	2	1-2	11	22	0	1.000
2018	.313	24-11	48	16	15	2	0	0	6	7	2	8	0	0	1-1	19	25	3	.936
2019	.214	15-7	28	4	6	1	0	0	3	2	1	6	1	1	0-1	15	12	1	.964
Totals	.259	90-61	212	38	55	9	0	1	24	20	5	35	2	6	2-7	73	98	7	.961

Marc Edgington (P, Columbus, Kan./Coffeyville Community College)

Year	Avg	GP-GS	AB	R	H	2B	3B	HR	RBI	BB	HP	SO	SF	SH	SBA	PO	A	E	FLD%
1995	.000	2-0	3	1	0	0	0	0	0	1	0	2	0	0	0-0	1	6	0	1.000

Darren Ermeling (OF, Topeka, Kan./Cloud County Community College)

Year	Avg	GP-GS	AB	R	H	2B	3B	HR	RBI	BB	HP	SO	SF	SH	SBA	PO	A	E	FLD%
2000	.320	39-33	125	27	40	8	0	4	32	11	1	8	3	0	3-3	26	2	2	.933
2001	.254	41-39	126	22	32	6	2	1	21	11	2	21	0	2	4-6	62	2	7	.901
Totals	.287	80-72	251	49	72	14	2	5	53	22	3	29	3	2	7-9	88	4	9	.911

Daniel Esposito (INF, Oceanside, Calif./Palomar College)

Year	Avg	GP-GS	AB	R	H	2B	3B	HR	RBI	BB	HP	SO	SF	SH	SBA	PO	A	E	FLD%
1996	.361	47-46	158	46	57	10	2	4	28	28	9	24	0	1	16-20	97	116	10	.955
1997	.460	56-56	200	65	92	21	5	13	71	27	12	27	4	2	17-24	63	113	25	.876
Totals	.416	103-102	358	111	149	31	7	17	99	55	21	51	4	3	33-44	160	229	35	.917

Sam Falcon (INF, Kansas City, Kan./Summer Academy)

Year	Avg	GP-GS	AB	R	H	2B	3B	HR	RBI	BB	HP	SO	SF	SH	SBA	PO	A	E	FLD%
2013	.175	21-13	40	13	7	0	1	0	3	5	3	8	0	2	1-2	19	26	6	.882
2014	.216	24-17	51	8	11	2	0	0	4	2	0	10	0	5	2-3	30	47	4	.981
2015	.287	47-47	129	25	37	4	1	1	15	14	4	22	1	8	2-4	86	99	10	.949
2016	.222	48-48	167	29	37	5	2	0	11	29	6	38	1	6	1-3	58	126	20	.902
Totals	.238	140-125	387	75	92	11	4	1	33	50	13	78	2	15	6-12	193	298	40	.925

Jeremy Filer (C, Broken Arrow, Okla./Allen County CC)

Year	Avg	GP-GS	AB	R	H	2B	3B	HR	RBI	BB	HP	SO	SF	SH	SBA	PO	A	E	FLD%
2010	.253	29-25	79	14	20	2	1	2	13	11	2	9	1	1	0-0	120	18	2	.986
2011	.302	39-36	106	14	32	4	0	0	13	9	7	14	1	4	0-3	199	44	6	.976
Totals	.281	68-61	185	28	52	6	1	2	26	20	9	23	2	5	0-3	319	62	8	.979

Brad Foss (INF, Lenexa, Kan./Shawnee Mission Northwest High School)

Year	Avg	GP-GS	AB	R	H	2B	3B	HR	RBI	BB	HP	SO	SF	SH	SBA	PO	A	E	FLD%
2011	.292	17-5	44	4	2	0	0	3	4	3	4	3	1	0	0-0	0	9	3	.750
2012	.323	47-47	155	26	50	17	0	0	19	42	3	12	0	7	0-2	50	77	13	.907
2013	.379	53-53	195	39	74	17	2	3	35	12	5	17	2	4	3-3	78	70	13	.919
2014	.331	50-50	181	31	60	15	0	2	29	13	9	20	4	1	5-6	196	55	7	.973
Totals	.318	167-155	525	100	191	51	2	5	86	41	20	54	7	12	8-11	324	211	36	.937

Kaden Fowler (OF/C, El Dorado, Kan./Kansas State University)

Year	Avg	GP-GS	AB	R	H	2B	3B	HR	RBI	BB	HP	SO	SF	SH	SBA	PO	A	E	FLD%
2022	.308	46-44	169	52	52	9	2	13	39	33	7	34	3	0	6-7	114	11	2	.984

T.J. Franklin (C, Girard, Kan./Fort Scott Community College)

Year	Avg	GP-GS	AB	R	H	2B	3B	HR	RBI	BB	HP	SO	SF	SH	SBA	PO	A	E	FLD%
2006	.267	36-30	101	11	27	4	0	2	10	7	2	22	1	1	0-0	129	18	2	.987
2007	.365	53-53	181	43	66	14	0	9	49	16	4	20	4	0	0-0	207	27	5	.985
Totals	.330	89-83	282	54	93	18	0	11	59	23	6	42	5	1	0-0	436	45	7	.986

Matt Garcia (INF, Kansas City, Mo./Cowley County Community College)

Year	Avg	GP-GS	AB	R	H	2B	3B	HR	RBI	BB	HP	SO	SF	SH	SBA	PO	A	E	FLD%
2011	.209	38-33	91	14	19	2	0	1	11	11	1	16	2	3	0-1	271	19	2	.993
2012	.291	32-31	103	12	30	5	0	1	15	15	2	14	0	3	2-5	196	14	3	.986
Totals	.252	70-4	194	26	49	7	0	2	26	26	3	30	2	6	2-6	467	33	5	.990

Reece Garvie (INF, Edmond, Okla./Pratt Community College)

Year	Avg	GP-GS	AB	R	H	2B	3B	HR	RBI	BB	HP	SO	SF	SH	SBA	PO	A	E	FLD%
2018	.355	54-54	200	41	71	11	2	4	40	34	9	42	0	2	7-9	66	3	3	.958
2019	.400	11-10	33	11	14	7	0	3	13	5	5	8	0	0	0-0	0	0	0	1.000
2020	.320	21-21	75	18	24	5	0	3	20	12	6	11	0	2	2-1	1	0	0	1.000
Total	.392	86-85	278	70	109	23	2	10	73	51	20	61	2	2	9-11	67	3	3	.652

Karon Gerdes (OF, Omaha, Neb./Iowa Western Community College)

Year	Avg	GP-GS	AB	R	H	2B	3B	HR	RBI	BB	HP	SO	SF	SH	SBA	PO	A	E	FLD%
2021	.346	42-37	136	25	47	11	2	3	27	15	7	23	3	2	14-17	86	0	0	1.000
2022	.262	26-16	65	16	17	4	1	1	8	5	4	20	0	1	2-3	39	0	0	1.000
Totals	.318	68-53	201	41	64	15	3	4	35	20	11	43	3	3	16-20	125	0	0	1.000

Josh Ghrum (C, Arkansas City, Kan./Cowley County Community College)

Year	Avg	GP-GS	AB	R	H	2B	3B	HR	RBI	BB	HP	SO	SF	SH	SBA	PO	A	E	FLD%
2000	.254	27-21	67	12	17	5	0	1	15	7	3	15	1	3	1-3	110	8	1	.992
2001	.317	40-35	101	27	32	6	1	6	25	14	9	28	1	6	3-5	179	25	7	.967
Totals	.292	67-56	168	39	49	11	1	7	40	21	12	43	2	9	4-8	289	33	8	.976

Nick Giuliani (INF/OF, Manchester, Mo./Johnson County Community College)

Year	Avg	GP-GS	AB	R	H	2B	3B	HR	RBI	BB	HP	SO	SF	SH	SBA	PO	A	E	FLD%
2008	.298	44-41	141	19	42	7	1	1	32	13	1	24	3	5	1-2	293	16	3	.990
2009	.244	52-51	168	19	41	3	2	0	22	13	2	31	2	3	1-2	233	46	14	.952
Totals	.268	96-92	309	38	83	10	3	1	54	26	3	55	5	8	2-4	526	62	17	.971

Mark Gonzalez (INF, Murrietta, Calif./Howard College)

Year	Avg	GP-GS	AB	R	H	2B	3B	HR	RBI	BB	HP	SO	SF	SH	SBA	PO	A	E	FLD%
2019	.281	16-16	57	9	16	0	0	0	6	7	0	11	0	0	2-2	15	41	3	.949
2020	.000	4-4	9	0	0	0	0	0	0	1	1	4	0	1	0-0	4	7	1	.917
Total	.242	20-20	66	9	16	0	0	0	6	8	1	15	0	1	2-2	19	48	4	.933

Gage Grant (INF/C, Andover, Kan./Cowley County Community College)

Year	Avg	GP-GS	AB	R	H	2B	3B	HR	RBI	BB	HP	SO	SF	SH	SBA	PO	A	E	FLD%
2015	.231	4-4	13	1	3	0	0	1	1	0	0	4	0	0					

Player Statistics ('91-pres.)

2010	.380	44-44	150	33	57	9	0	9	37	21	5	17	1	2	3-5	39	104	12	.923
2011	.282	50-50	174	38	49	9	0	5	27	19	4	21	1	4	1-4	81	134	28	.885
Totals	.327	94-94	324	71	106	18	0	14	64	40	9	38	2	6	4-9	120	238	40	.899
Derek Gutz (INF/P, Overland Park, Kan./Blue Valley West High School)																			
Year	Avg	GP-GS	AB	R	H	2B	3B	HR	RBI	BB	HP	SO	SF	SH	SBA	PO	A	E	FLD%
2004	.429	7-1	7	2	3	1	0	0	1	0	0	0	0	0	0-0	4	3	2	.778
Jason Guess (INF/OF, Tulsa, Okla./Independence Community College)																			
Year	Avg	GP-GS	AB	R	H	2B	3B	HR	RBI	BB	HP	SO	SF	SH	SBA	PO	A	E	FLD%
2004	.298	48-46	161	32	48	9	2	1	20	16	0	32	2	7	4-7	47	32	13	.859
Derek Hakey (INF, Stillwell, Kan./Blue Valley High School/Independence Community College)																			
Year	Avg	GP-GS	AB	R	H	2B	3B	HR	RBI	BB	HP	SO	SF	SH	SBA	PO	A	E	FLD%
2011	.143	14-3	21	4	3	0	0	0	1	2	1	5	0	0	1-1	7	5	0	1.000
2014	.263	49-49	171	29	45	5	1	0	14	17	10	19	3	12	9-13	64	99	17	.906
2015	.316	47-47	177	32	56	9	1	0	18	11	5	17	2	12	7-12	66	108	12	.935
Totals	.241	110-99	369	65	104	14	2	0	33	30	16	41	5	24	17-26	137	212	29	.923
Joe Hamilton (OF, Plaquemine, La./Jefferson College)																			
Year	Avg	GP-GS	AB	R	H	2B	3B	HR	RBI	BB	HP	SO	SF	SH	SBA	PO	A	E	FLD%
2023	.343	39-27	108	28	37	11	2	1	23	20	0	24	1	0	8-9	8	0	0	1.000
Justin Hamilton (OF, Pittsburg, Kan./St. Mary's-Colgan High School)																			
Year	Avg	GP-GS	AB	R	H	2B	3B	HR	RBI	BB	HP	SO	SF	SH	SBA	PO	A	E	FLD%
2000	.333	4-0	3	0	1	0	1	0	1	0	0	0	0	0	0-0	3	0	0	1.000
2002	.256	33-6	39	9	10	1	0	0	6	2	0	4	0	2	5-6	12	0	0	1.000
2003	.451	28-10	51	15	23	3	0	0	11	5	0	7	0	1	6-8	11	12	5	.821
Totals	.366	65-16	93	24	34	4	1	0	18	7	0	11	0	3	11-14	26	12	5	.884
Brock Hampton (INF, Oxford, Kan./Independence Community College)																			
Year	Avg	GP-GS	AB	R	H	2B	3B	HR	RBI	BB	HP	SO	SF	SH	SBA	PO	A	E	FLD%
2007	.325	42-38	120	19	37	12	0	1	19	15	1	12	1	1	0-0	187	29	9	.960
2008	.130	10-9	23	5	3	0	0	0	1	7	1	4	0	2	0-1	58	10	0	1.000
Totals	.280	52-47	143	24	40	12	0	1	20	22	2	16	1	3	0-1	245	39	9	.969
Troy Haurughty (P, Columbus, Kan./Coffeyville Community College)																			
Year	Avg	GP-GS	AB	R	H	2B	3B	HR	RBI	BB	HP	SO	SF	SH	SBA	PO	A	E	FLD%
1991	.000	1-1	1	0	0	0	0	0	0	0	0	1	0	0	0-0	0	1	0	1.000
Mason Hartman (INF, Wtchita, Kan./Johnson Community College)																			
Year	Avg	GP-GS	AB	R	H	2B	3B	HR	RBI	BB	HP	SO	SF	SH	SBA	PO	A	E	FLD%
2020	.342	19-18	73	19	25	4	0	0	9	10	1	14	1	2	17-17	44	47	4	.958
2021	.252	44-44	163	34	41	4	1	0	10	24	1	40	0	7	20-21	97	95	7	.965
2022	.368	49-47	190	56	70	3	5	1	23	34	2	26	1	2	24-33	91	105	9	.956
Totals	.319	117-109	426	109	136	8	6	1	43	68	4	80	2	11	61-71	232	247	20	.960
Mitchell Haug (C, Harrisonville, Mo./Harrisonville High School)																			
Year	Avg	GP-GS	AB	R	H	2B	3B	HR	RBI	BB	HP	SO	SF	SH	SBA	PO	A	E	FLD%
2004	.250	3-2	4	0	1	0	0	0	0	3	0	1	0	0	0-0	14	4	0	1.000
Josh Henion (C, Wichita, Kan./Goddard High School)																			
Year	Avg	GP-GS	AB	R	H	2B	3B	HR	RBI	BB	HP	SO	SF	SH	SBA	PO	A	E	FLD%
2002	.000	1-0	1	0	0	0	0	0	0	0	0	0	0	0	0-0	0	0	0	.000
2003	1.000	1-0	1	1	1	0	0	0	1	0	0	0	0	0	0-0	0	0	0	.000
2004	.286	8-0	7	1	2	1	0	1	4	2	0	1	0	1	0-0	19	0	0	1.000
2005	.229	18-14	35	7	8	2	0	0	9	2	1	9	1	3	0-0	3	0	0	1.000
Totals	.250	28-14	44	9	11	3	0	1	14	4	0	10	1	4	0-0	22	0	0	1.000
Tyler Henry (OF, Gardner, Kan./Kansas City Kansas Community College)																			
Year	Avg	GP-GS	AB	R	H	2B	3B	HR	RBI	BB	HP	SO	SF	SH	SBA	PO	A	E	FLD%
2021	.300	19-11	40	8	12	2	0	3	7	3	5	16	0	0	1-1	7	0	0	1.000
2022	.000	1-1	2	0	0	0	0	0	0	0	0	2	0	0	0-0	0	0	0	.000
Totals	.286	20-12	42	8	12	2	0	3	7	3	5	16	0	0	1-1	7	0	0	1.000
Ty Herrenbruck (INF, Overland Park, Kan./New Mexico State University)																			
Year	Avg	GP-GS	AB	R	H	2B	3B	HR	RBI	BB	HP	SO	SF	SH	SBA	PO	A	E	FLD%
2019	.244	49-47	168	33	41	10	0	8	30	25	10	52	0	0	5-7	395	30	5	.988
2020	.382	16-10	34	9	13	0	1	0	8	4	3	3	1	0	1-1	72	4	2	.974
Totals	.267	65-57	202	42	54	10	1	8	38	29	13	55	1	0	6-8				
Zak Himes (IF, Baxter Springs, Kan./Baxter Springs High School)																			
Year	Avg	GP-GS	AB	R	H	2B	3B	HR	RBI	BB	HP	SO	SF	SH	SBA	PO	A	E	FLD%
2015	.000	8-0	1	1	0	0	0	0	0	2	0	1	0	0	0-0	4	1	1	.833
Braden Hinton (C, Nevada, Mo./Northeastern Oklahoma A&M College)																			
Year	Avg	GP-GS	AB	R	H	2B	3B	HR	RBI	BB	HP	SO	SF	SH	SBA	PO	A	E	FLD%
2021	.222	8-1	9	1	2	1	0	0	1	1	0	3	1	0	0-0	12	0	0	1.000
2022	.281	32-20	57	12	16	3	1	5	15	6	1	13	0	2	2-2	130	18	1	.983
2023	.286	13-5	14	2	4	2	0	0	5	2	1	3	1	0	0-0	50	3	0	1.000
Totals	.275	53-26	80	15	22	6	1	5	21	9	2	19	1	2	2-2	192	21	1	.995
Garrett Hoskinson (C, Catoosa, Okla./Independence Community College)																			
Year	Avg	GP-GS	AB	R	H	2B	3B	HR	RBI	BB	HP	SO	SF	SH	SBA	PO	A	E	FLD%
2002	.346	47-45	136	33	47	10	0	4	32	19	7	19	0	5	0-1	193	10	4	.980
Brett Hothan (INF, Topeka, Kan./Cloud County Community College)																			
Year	Avg	GP-GS	AB	R	H	2B	3B	HR	RBI	BB	HP	SO	SF	SH	SBA	PO	A	E	FLD%
2007	.325	53-53	169	27	55	8	3	2	31	17	2	27	2	3	3-5	90	119	12	.946
2008	.379	50-50	182	47	69	13	2	8	41	23	3	24	1	3	3-3	87	117	24	.895
Totals	.353	103-103	351	74	124	21	5	10	72	40	5	51	3	6	6-8	177	236	36	.920
Taylor House (OF, Neosho, Mo./University of Southern Arkansas)																			
Year	Avg	GP-GS	AB	R	H	2B													

Player Statistics ('91-pres.)

Totals	276	139-55	279	64	77	10	4	6	45	27	8	52	3	9	2-4	656	33	15	.979
Nate Hutchison (INF, Sierra Vista, Ariz./Cochise Community College)																			
Year	Avg	GP-GS	AB	R	H	ZB	3B	HR	RBI	BB	HP	SO	SF	SH	SBA	PO	A	E	FLD%
1997	.293	20-8	41	14	12	4	0	1	10	7	0	6	1	1	0-1	31	2	5	.868
1998	.295	33-20	78	12	23	3	0	2	15	8	0	19	1	1	0-1	88	3	4	.958
1999	.333	9-5	24	3	8	0	0	2	9	1	0	10	0	0	0-0	32	3	1	.972
Totals	.301	62-33	143	29	43	7	0	5	34	16	0	35	2	2	0-2	151	8	10	.941
Travis Jensen (INF, Claremore, Okla./Neosho County Community College)																			
Year	Avg	GP-GS	AB	R	H	ZB	3B	HR	RBI	BB	HP	SO	SF	SH	SBA	PO	A	E	FLD%
2005	.337	50-50	180	40	62	11	1	4	26	26	5	20	2	3	0-0	259	31	4	.986
2006	.338	52-32	195	35	66	11	0	7	42	9	5	19	3	3	1-1	273	50	6	.982
Totals	.341	102-102	375	75	128	22	1	11	68	35	10	39	5	3	1-1	532	81	10	.984
Tad Johnson (INF, Frontenac, Kan./Independence Community College)																			
Year	Avg	GP-GS	AB	R	H	ZB	3B	HR	RBI	BB	HP	SO	SF	SH	SBA	PO	A	E	FLD%
2001	.362	50-47	163	41	59	14	1	6	40	20	2	20	1	2	4-6	37	89	12	.913
2002	.418	50-49	165	37	69	14	1	6	45	12	3	8	5	3	16-21	34	91	24	.839
Totals	.390	100-96	328	78	128	28	2	12	85	32	5	28	6	5	20-27	71	180	36	.875
Tim Jones (OF, Yates Center, Kan./Fort Scott Community College)																			
Year	Avg	GP-GS	AB	R	H	ZB	3B	HR	RBI	BB	HP	SO	SF	SH	SBA	PO	A	E	FLD%
2001	.250	45-38	112	20	28	4	2	0	24	7	12	23	3	5	4-6	27	2	4	.879
2002	.308	47-44	143	31	44	5	1	1	18	6	16	24	4	5	10-14	93	2	0	1.000
Totals	.282	92-82	255	51	72	9	3	1	42	13	28	47	7	10	14-20	120	4	4	.969
Sam Kahwaji (OF, Bloomington, Ill./Free State High School)																			
Year	Avg	GP-GS	AB	R	H	ZB	3B	HR	RBI	BB	HP	SO	SF	SH	SBA	PO	A	E	FLD%
2022	.000	1-0	1	0	0	0	0	0	0	0	0	1	0	0	0-0	0	0	0	.000
Cooper Karlin (INF, Lawrence, Kan./Ancilla College)																			
Year	Avg	GP-GS	AB	R	H	ZB	3B	HR	RBI	BB	HP	SO	SF	SH	SBA	PO	A	E	FLD%
2016	.250	34-31	96	18	24	1	1	2	12	14	2	20	1	7	5-6	70	74	10	.935
Dale Karnes (INF, Baxter Springs, Kan./Cowley County Community College)																			
Year	Avg	GP-GS	AB	R	H	ZB	3B	HR	RBI	BB	HP	SO	SF	SH	SBA	PO	A	E	FLD%
1993	.167	4-1	6	2	1	0	1	0	2	1	1	3	0	0	0-0	0	0	0	.000
Brian Keeney (INF, Olathe, Kan./Johnson County Community College)																			
Year	Avg	GP-GS	AB	R	H	ZB	3B	HR	RBI	BB	HP	SO	SF	SH	SBA	PO	A	E	FLD%
1993	.373	26-20	75	19	28	4	0	4	21	14	2	16	1	0	0-0	13	0	0	1.000
1994	.403	46-41	134	49	54	9	1	2	36	39	1	17	3	0	9-9	4	0	0	1.000
Totals	.392	72-61	209	68	82	13	1	2	57	53	3	33	4	0	9-9	17	0	0	1.000
Jeremy Keller (C, Pittsburg, Kan./St. Mary's-Colgan High School)																			
Year	Avg	GP-GS	AB	R	H	ZB	3B	HR	RBI	BB	HP	SO	SF	SH	SBA	PO	A	E	FLD%
1995	.222	7-3	9	0	2	0	0	0	1	2	0	2	0	0	0-0	14	0	1	.933
Austin Kinsey (INF, Fairland, Okla./Fairland High School)																			
Year	Avg	GP-GS	AB	R	H	ZB	3B	HR	RBI	BB	HP	SO	SF	SH	SBA	PO	A	E	FLD%
1997	.291	18-13	55	17	16	3	3	2	12	3	1	14	2	0	0-0	17	29	11	.807
1998	.272	51-51	162	40	44	9	1	2	20	15	3	25	1	1	2-2	60	120	16	.918
1999	.339	50-50	171	43	58	11	0	6	31	17	3	20	4	6	4-6	74	118	13	.937
2000	.358	50-50	176	50	63	12	4	9	50	20	1	17	2	7	5-8	70	137	27	.885
Totals	.321	169-164	564	150	181	35	8	19	113	55	8	76	9	14	11-16	221	404	67	.903
Chase Kilgore (OF, Rogers, Ark./Heritage High School)																			
Year	Avg	GP-GS	AB	R	H	ZB	3B	HR	RBI	BB	HP	SO	SF	SH	SBA	PO	A	E	FLD%
2016	.343	39-30	102	18	35	5	0	1	15	15	1	23	1	3	4-9	65	0	4	1.000
2017	.279	38-35	129	26	36	8	0	0	20	15	0	35	2	9	2-2	56	1	4	.934
2019	.143	18-7	14	7	2	0	0	0	1	4	1	8	0	1	1-3	5	0	0	1.000
Total	.255	95-72	245	51	73	13	0	1	36	34	2	36	3	13	7-14	126	1	8	.978
Mike Kipp (RHP, Scottsdale, Ariz./Neosho County Community College)																			
Year	Avg	GP-GS	AB	R	H	ZB	3B	HR	RBI	BB	HP	SO	SF	SH	SBA	PO	A	E	FLD%
1991	.000	1-0	2	0	0	0	0	0	0	0	0	0	0	0	0-0	2	4	2	.750
Austin Kirkwood (OF, Topeka, Kan./Cloud County Community College)																			
Year	Avg	GP-GS	AB	R	H	ZB	3B	HR	RBI	BB	HP	SO	SF	SH	SBA	PO	A	E	FLD%
2008	.200	35-31	105	14	21	4	0	3	14	5	0	23	3	0	0-0	19	3	1	.957
2009	.305	49-49	177	34	54	16	1	6	34	10	2	29	2	1	0-0	69	1	6	.921
Totals	.265	84-80	282	48	75	20	1	9	48	15	2	52	5	1	0-0	88	4	7	.929
Ryan Koval (OF, Olathe, Kan./Wichita State University)																			
Year	Avg	GP-GS	AB	R	H	ZB	3B	HR	RBI	BB	HP	SO	SF	SH	SBA	PO	A	E	FLD%
2020	.286	21-20	84	16	24	6	2	5	20	6	0	20	2	2	4-4	21	2	0	1.000
2021	.320	45-45	181	38	58	11	4	4	35	18	4	43	4	1	12-15	82	2	3	.966
2022	.298	16-14	47	8	14	5	0	1	14	6	1	6	0	0	3-3	26	0	1	.963
2023	.293	46-41	150	32	44	5	0	4	20	18	5	29	2	2	8-9	74	1	1	.987
Totals	.303	128-120	462	94	140	27	6	14	89	48	10	98	8	5	27-31	203	5	5	.977
Greg Kratz (OF, Pittsburg, Kan./St. Mary's-Colgan High School)																			
Year	Avg	GP-GS	AB	R	H	ZB	3B	HR	RBI	BB	HP	SO	SF	SH	SBA	PO	A	E	FLD%
1991	.167	15-15	36	0	6	1	0	0	1	8	0	10	0	1	0-0	8	1	3	.750
1992	.000	1-1	2	0	0	0	0	0	0	0	0	2	0	0	0-0	0	0	0	.000
1993	.365	19-15	52	9	19	6	0	2	12	7	0	11	1	0	0-0	2	0	1	.667
1994	.148	11-7	27	7	4	2	0	0	5	2	0	6	0	0	1-1	0	0	0	.000
1995	.290	12-8	31	4	9	2	1	0	10	3	0	1	1	1	1-1	63	3	1	.985
Totals	.257	58-46	148	20	38	11	1	2	28	20	0	30	2	2	2-2	73	4	5	.939
Matt Kraus (INF/DH, Overland Park, Kan./Barton County Community College)																			
Year	Avg	GP-GS	AB	R	H	ZB	3B	HR	RBI	BB	HP	SO	SF	SH	SBA	PO	A	E	FLD%
1995	.310	44-44	158	42	49	12	3	6	37	31	4	20	5	0	6-11	10	0	0	1.000
1996	.317	45-45	145	29	46	8	3	2	27	22	5	19	3	1	2-4	8	1	0	1.000
1997	.356	53-52	174	43	62	16	0	5	28	16	8	16	5	1	0-2	365	10	10	.974
Totals	.329	142-141	477	114	157	36	6	13	92	69	17	55	13	2	8-17	383	11	10	.975
Grant Krieger (INF, Leawood, Kan./Blue Valley North High School)																			
Year	Avg	GP-GS	AB	R	H	ZB	3B	HR	RBI	BB	HP	SO	SF	SH	SBA	PO	A	E	FLD%
1998	.440	16-6	25	11	11	2	1	7	7	7	0	2	0	0	1-1	16	17	3	.917
1999	.333	23-10	42	13	14	3	0	3	9	10	3	19	0	3	2-2	13	18	1	.969
2000	.322	45-45	146	34	47	10	5	5	28	17	7	29	1	1	9-10	81	113	14	.933
2001	.358	51-51	159	49	57	9	2	12	52	26	7	32	2	5	22-26	80	142	16	.933
Totals	.347	135-112	372	107	129	23	9	21	96	60	17	82	3	9	34-39	190	290	34	.934
Andrew Kreiling (OF, Raymore, Mo./Kansas City Kansas Community College)																			
Year	Avg	GP-GS	AB	R	H	ZB													

Player Statistics ('91-pres.)

Totals	.332	91-86	139	83	98	20	5	9	48	44	11	55	2	17	17-20	178	10	10	.950
Troy Lallemand (INF, Girard, Kan./Girard High School)																			
Year	Avg	GP-GS	AB	R	H	2B	3B	HR	RBI	BB	HP	SO	SF	SH	SBA	PO	A	E	FLD%
2000	.500	8-0	2	1	1	0	0	0	1	0	1	1	0	0-0	0	0	2	800	
Hunter Lamunyon (C/INF, Wichita Kan./Neosho Community College)																			
Year	Avg	GP-GS	AB	R	H	2B	3B	HR	RBI	BB	HP	SO	SF	SH	SBA	PO	A	E	FLD%
2020	.222	9-2	9	1	2	0	0	0	1	1	1	4	0	0-1	21	2	0	1.000	
2021	.111	6-1	9	1	1	0	0	0	0	0	0	6	0	0-0	9	0	0	1.000	
Totals	.166	15-3	18	2	3	0	0	0	1	1	1	10	0	0-1	30	2	0	1.000	
Shane Lankford (OF, Carthage, Mo./Rockhurst University)																			
Year	Avg	GP-GS	AB	R	H	2B	3B	HR	RBI	BB	HP	SO	SF	SH	SBA	PO	A	E	FLD%
2006	.296	50-47	159	33	47	9	1	4	24	11	4	23	1	4	1-1	122	6	5	.962
Austin Lastimado (INF, Seattle, Wash./Shoreline Community College)																			
Year	Avg	GP-GS	AB	R	H	2B	3B	HR	RBI	BB	HP	SO	SF	SH	SBA	PO	A	E	FLD%
2012	.263	45-45	160	27	42	4	0	0	19	17	1	13	4	2	5-9	70	83	10	.939
2013	.290	51-51	162	30	47	8	0	1	22	14	5	11	1	6	6-10	80	117	6	.970
Totals	.276	96-96	322	57	89	12	0	1	41	31	6	24	5	8	11-19	150	200	16	.956
Connor Laux (INF, Hastings, Neb./New Mexico State University)																			
Year	Avg	GP-GS	AB	R	H	2B	3B	HR	RBI	BB	HP	SO	SF	SH	SBA	PO	A	E	FLD%
2023	.253	38-33	95	15	24	7	0	1	18	13	7	23	1	4	3-4	55	70	4	.969
Ryan Lawton (INF, Shawnee, Kan./Allen County Community College)																			
Year	Avg	GP-GS	AB	R	H	2B	3B	HR	RBI	BB	HP	SO	SF	SH	SBA	PO	A	E	FLD%
2000	.300	25-22	60	14	18	3	1	2	12	12	0	10	2	1	0-0	10	0	0	1.000
Brevon Lee (INF/OF, Olathe, Kan./Johnson Community College)																			
Year	Avg	GP-GS	AB	R	H	2B	3B	HR	RBI	BB	HP	SO	SF	SH	SBA	PO	A	E	FLD%
2023	.265	42-30	98	33	26	4	2	3	24	20	3	22	4	0	17-20	50	47	4	.960
Colton Leet (OF, Galena, Kan./Galena High School)																			
Year	Avg	GP-GS	AB	R	H	2B	3B	HR	RBI	BB	HP	SO	SF	SH	SBA	PO	A	E	FLD%
2011	.256	28-23	78	7	20	3	0	0	9	3	1	15	1	1	1-1	54	0	6	.900
Travis Lester (INF, Oceanside, Calif./San Francisco State University)																			
Year	Avg	GP-GS	AB	R	H	2B	3B	HR	RBI	BB	HP	SO	SF	SH	SBA	PO	A	E	FLD%
2001	.252	45-45	127	26	32	2	1	2	20	10	6	18	7	6	2-2	46	120	20	.892
2002	.252	53-52	139	26	35	4	1	1	24	16	5	18	3	5	5-9	62	125	14	.930
2003	.294	37-36	109	32	32	7	1	1	24	12	4	15	1	2	0-1	63	77	14	.909
Totals	.264	135-133	375	84	99	13	3	4	66	38	15	51	11	13	7-12	171	322	48	.911
Troy Likely (OF, Parker, Kan./Lincoln Memorial University)																			
Year	Avg	GP-GS	AB	R	H	2B	3B	HR	RBI	BB	HP	SO	SF	SH	SBA	PO	A	E	FLD%
2002	.286	28-16	63	10	18	6	0	0	11	6	2	10	1	1	1-1	20	0	1	.952
Adam Little (C, San Clemente, Calif./San Francisco City College)																			
Year	Avg	GP-GS	AB	R	H	2B	3B	HR	RBI	BB	HP	SO	SF	SH	SBA	PO	A	E	FLD%
2002	.349	46-42	149	38	52	15	3	6	38	12	5	25	3	1	8-11	161	12	4	.977
2003	.239	27-23	71	15	17	2	1	3	11	6	6	10	2	0	0-1	110	20	2	.985
Totals	.314	73-65	220	53	69	17	4	9	49	18	11	35	5	1	8-12	271	32	6	.981
John Lohse (OF, Louisburg, Kan./Louisburg High School)																			
Year	Avg	GP-GS	AB	R	H	2B	3B	HR	RBI	BB	HP	SO	SF	SH	SBA	PO	A	E	FLD%
1996	.176	21-9	34	5	6	2	0	1	6	2	2	4	1	1	0-0	22	4	2	.929
1998	.400	5-0	5	2	2	0	0	0	1	1	0	0	0	0-0	0	0	0	.000	
1999	.231	13-12	39	3	9	0	0	0	3	4	0	4	0	0	0-1	10	1	2	.846
2000	.250	10-9	32	5	8	2	0	0	3	2	0	5	0	0	0-0	4	1	1	.833
Totals	.227	49-30	110	15	25	4	0	1	13	9	2	13	1	1	0-1	36	6	5	.894
Cason Long (RHP/INF, Salina, Kan./Prairie Community College)																			
Year	Avg	GP-GS	AB	R	H	2B	3B	HR	RBI	BB	HP	SO	SF	SH	SBA	PO	A	E	FLD%
2023	.000	15-7	2	0	0	0	0	0	0	0	0	1	0	0	0-0	1	1	0	1.000
A.J. Loyd (OF, Wichita, Kan./Friends University)																			
Year	Avg	GP-GS	AB	R	H	2B	3B	HR	RBI	BB	HP	SO	SF	SH	SBA	PO	A	E	FLD%
2008	.297	49-49	182	33	54	11	1	1	28	10	5	28	2	1	8-8	71	4	2	.974
Darin Lutz (INF, Seminole, Okla./Fort Scott Community College)																			
Year	Avg	GP-GS	AB	R	H	2B	3B	HR	RBI	BB	HP	SO	SF	SH	SBA	PO	A	E	FLD%
1992	.313	37-35	112	23	35	9	0	4	25	7	9	13	2	0	2-3	38	28	7	.904
Jeff Lyman (OF, Rumney, N.H./Allen County Community College)																			
Year	Avg	GP-GS	AB	R	H	2B	3B	HR	RBI	BB	HP	SO	SF	SH	SBA	PO	A	E	FLD%
1995	.229	21-12	48	4	11	4	0	2	15	4	2	3	3	0	1-2	26	1	2	.931
1996	.000	3-0	1	0	0	0	0	0	0	0	0	0	0	1	0-0	0	0	0	.000
Totals	.224	24-12	49	4	11	4	0	2	15	4	2	3	3	1	1-2	26	1	2	.931
Brett Macary (OF, Frontenac, Kan./Frontenac High School)																			
Year	Avg	GP-GS	AB	R	H	2B	3B	HR	RBI	BB	HP	SO	SF	SH	SBA	PO	A	E	FLD%
2016	.325	48-47	191	40	62	17	0	0	19	16	4	23	2	5	0-3	66	13	2	.976
2017	.260	48-47	154	26	40	6	1	3	31	21	7	27	3	3	2-4	332	11	4	.988
2018	.340	23-13	50	4	17	2	1	0	11	4	1	12	1	4	1-1	121	0	1	.992
Totals	.301	117-107	395	70	119	25	2	3	61	41	12	72	6	12	3-8	519	24	7	.987
Jimmy Madison (OF, Tulsa, Okla./East Central High School)																			
Year	Avg	GP-GS	AB	R	H	2B	3B	HR	RBI	BB	HP	SO	SF	SH	SBA	PO	A	E	FLD%
1991	.202	41-36	109	10	22	5	0	2	16	9	1	25	1	2	0-2	53	4	2	.966
Zack Manns (OF/C, Pittsburg, Kan./Cowley Community College)																			
Year	Avg	GP-GS	AB	R	H	2B	3B	HR	RBI	BB	HP	SO	SF	SH	SBA	PO	A	E	FLD%
2004	.283	51-47	138	30	39	4	0	2	25	28	3	33	0	7	3-3	67	5	6	.923
2005	.278	15-2	18	7	5	2	0	1	3	7	0	7	0	0	0-0	23	0	0	1.000
Totals	.282	66-49	156	37	44	6	0	3	28	35	3	40	0	7	3-3	90	5	6	.941
Toby Mantz (OF, Haysville, Kan./Campus High School)																			
Year	Avg	GP-GS	AB	R	H	2B	3B	HR	RBI	BB	HP	SO	SF	SH	SBA	PO	A	E	FLD%
1991	.193	30-30	88	11	17	2	0	1	9	12	2	21	0	1	0-1	0	2	0	1.000
1992	.236	37-36	106	15	25	5	1	4	17	13	2	21	0	2	0-1	14	1	2	.882
Totals	.216	67-66	194	26	42	7	1	5	26	25	4	42	0	3	0-2	14	3	2	.895
Colton Marston (OF, Neosho, Mo./Neosho Community College)																			
Year	Avg	GP-GS	AB	R	H	2B	3B	HR	RBI	BB	HP	SO	SF	SH	SBA	PO	A	E	FLD%
2020	.188	10-3	16	0	3	0	0	0	3	4	0	7	0	0	0-0	2	0	0	1.000
Jacoby Martin (C, Galena, Kan./Northeast Oklahoma A&M)																			
Year	Avg	GP-GS	AB	R	H	2B	3B	HR	RBI	BB	HP	SO	SF	SH	SBA	PO	A	E	FLD%
2012	.254	25-19	59	10	15	1	0	0	9	6	1	11	1	2	0-1	88	30	6	.952
2013	.326	47-45	141	19	46	7	0	0	24	13	7	21	2	8	3-8	267	35	5	.984
2014	.185	35-31	92	6	17	2	0	0	13	8	9	13	2	6	2-4	175	31	4	.981

Player Statistics ('91-pres.)

Totals	267	107-95	292	35	78	10	0	0	46	27	17	45	5	16	5-13	530	96	15	.977
Patrick Martin (OF, Girard, Kan./Labette Community College)																			
Year	Avg	GP-GS	AB	R	H	ZB	3B	HR	RBI	BB	HP	SO	SF	SH	SBA	PO	A	E	FLD%
2007	.234	30-13	47	9	11	0	0	1	11	6	1	5	0	2	6-11	30	0	1	.968
2008	.259	40-34	116	23	30	4	1	0	11	12	1	21	2	6	5-8	51	5	3	.949
Totals	.252	70-47	163	32	41	4	1	1	22	18	2	26	2	9	11-19	81	5	4	.956
T.J. Martin (C, Overland Park, Kan./University of Kansas)																			
Year	Avg	GP-GS	AB	R	H	ZB	3B	HR	RBI	BB	HP	SO	SF	SH	SBA	PO	A	E	FLD%
2017	.305	3-27	95	16	29	5	0	3	14	13	2	20	3	4	0-0	166	22	5	.974
Mitchell Mathis (C, Overland Park, Kan./Johnson County Community College)																			
Year	Avg	GP-GS	AB	R	H	ZB	3B	HR	RBI	BB	HP	SO	SF	SH	SBA	PO	A	E	FLD%
2010	.200	20-13	40	3	8	0	0	0	4	8	0	8	1	0	0-0	66	4	0	1.000
Nathan Maxwell (C, Wichita, Kan./Trinity Academy)																			
Year	Avg	GP-GS	AB	R	H	ZB	3B	HR	RBI	BB	HP	SO	SF	SH	SBA	PO	A	E	FLD%
2005	.200	4-0	5	2	1	1	0	0	0	1	0	0	0	0	0-0	2	1	0	1.000
2006	.000	2-0	0	0	0	0	0	0	0	0	0	0	0	0	0-0	0	0	0	.000
2007	.333	7-1	9	1	3	0	0	0	0	2	0	2	0	0	0-1	0	3	0	1.000
2008	.207	15-7	29	6	6	1	0	0	3	3	0	14	0	3	0-0	33	4	4	.902
Totals	.233	28-8	43	9	10	2	0	0	3	6	0	16	0	3	0-1	35	8	4	.915
Trey McClelland (INF, Olathe, Kan./Cofeyville Community College)																			
Year	Avg	GP-GS	AB	R	H	ZB	3B	HR	RBI	BB	HP	SO	SF	SH	SBA	PO	A	E	FLD%
2022	.283	35-6	53	9	15	4	0	5	14	2	2	16	0	0	0-0	0	0	0	.000
2023	.271	32-15	70	15	19	1	0	7	22	12	7	23	1	0	0-0	13	0	0	1.000
Totals	.277	67-21	123	24	34	5	0	12	36	14	9	39	1	0	0-0	13	0	0	1.000
John McDonald (INF, Olathe, Kan./Shawnee Mission South High School)																			
Year	Avg	GP-GS	AB	R	H	ZB	3B	HR	RBI	BB	HP	SO	SF	SH	SBA	PO	A	E	FLD%
1997	.000	2-0	2	0	0	0	0	0	0	0	0	1	0	0	0-0	0	1	0	1.000
Derrick McDowd (OF, Columbus, Kan./Columbus Unified High School)																			
Year	Avg	GP-GS	AB	R	H	ZB	3B	HR	RBI	BB	HP	SO	SF	SH	SBA	PO	A	E	FLD%
1991	.194	35-35	98	15	19	3	0	5	15	13	4	24	1	2	7-10	41	2	5	.896
Garrett McGowan (INF, Blue Springs, Mo./University of Illinois)																			
Year	Avg	GP-GS	AB	R	H	ZB	3B	HR	RBI	BB	HP	SO	SF	SH	SBA	PO	A	E	FLD%
2021	.265	45-45	162	44	43	10	0	15	48	29	7	55	1	2	7-8	330	27	3	.992
2022	.309	52-52	208	61	83	20	0	18	79	21	14	38	4	0	3-7	358	27	0	1.000
Totals	.341	97-97	370	105	126	30	0	33	127	50	21	93	5	2	10-15	688	54	3	.996
Levi McLaughlin (INF, Kansas City, Mo./UNC-Chattahoochee)																			
Year	Avg	GP-GS	AB	R	H	ZB	3B	HR	RBI	BB	HP	SO	SF	SH	SBA	PO	A	E	FLD%
2019	.164	21-18	67	13	11	4	1	0	11	10	6	16	0	1	5-5	38	45	4	.954
Luke McDowd (OF, Wichita, Kan./Maize High School)																			
Year	Avg	GP-GS	AB	R	H	ZB	3B	HR	RBI	BB	HP	SO	SF	SH	SBA	PO	A	E	FLD%
2009	.097	18-6	31	4	3	0	0	0	1	0	3	10	0	0	1-1	17	0	1	.944
2010	.111	15-1	9	3	1	0	0	0	0	2	0	4	0	0	0-0	3	0	0	1.000
2011	.000	14-0	3	4	0	0	0	0	0	0	1	3	0	0	0-0	0	0	0	.000
Totals	.093	47-7	43	7	4	0	0	0	1	2	4	17	0	0	1-1	20	0	1	.952
Jack Mercer (C, Lee's Summit, Mo./Rockhurst High School)																			
Year	Avg	GP-GS	AB	R	H	ZB	3B	HR	RBI	BB	HP	SO	SF	SH	SBA	PO	A	E	FLD%
2015	.236	44-44	123	22	29	6	1	5	27	25	7	38	3	4	0-0	69	53	12	.910
2016	.248	37-32	117	17	29	6	0	3	20	16	3	34	0	0	0-0	222	29	3	.988
2017	.222	26-14	54	14	12	2	0	1	4	12	1	22	0	3	0-0	33	17	4	.926
2018	.667	7-0	3	2	2	0	0	0	1	1	0	1	0	0	0-0	12	1	1	.929
Totals	.238	114-90	297	55	72	14	1	9	52	54	11	95	3	7	0-0	336	100	20	.956
Mario Micketti (OF, Frisco, Texas/Frisco Centennial High School)																			
Year	Avg	GP-GS	AB	R	H	ZB	3B	HR	RBI	BB	HP	SO	SF	SH	SBA	PO	A	E	FLD%
2016	.250	9-2	12	1	3	0	0	0	1	1	0	5	0	1	2-2	4	0	0	1.000
Eric Miller (INF, Pittsburg, Kan./Pittsburg High School)																			
Year	Avg	GP-GS	AB	R	H	ZB	3B	HR	RBI	BB	HP	SO	SF	SH	SBA	PO	A	E	FLD%
1991	.276	47-47	152	18	42	5	0	0	19	25	0	17	0	0	3-4	343	19	6	.984
1992	.319	43-43	141	22	45	8	1	3	18	14	1	10	1	1	1-3	313	17	14	.959
1993	.388	33-33	116	27	45	8	2	6	39	17	1	7	5	0	0-0	248	19	1	.996
1994	.409	50-50	171	36	70	18	1	4	55	29	2	9	0	0	3-5	418	17	4	.991
Totals	.348	173-173	580	103	202	39	4	13	131	85	4	43	6	1	7-12	1322	72	25	.982
Kevin Mishler (INF, Independence, Kan./Independence High School)																			
Year	Avg	GP-GS	AB	R	H	ZB	3B	HR	RBI	BB	HP	SO	SF	SH	SBA	PO	A	E	FLD%
1991	.235	25-11	34	12	8	1	0	0	1	1	2	7	0	0	1-4	12	24	5	.878
1992	.143	12-4	14	3	2	0	0	0	1	2	0	5	0	0	1-2	4	10	0	1.000
Totals	.208	37-15	48	15	10	1	0	0	2	3	2	12	0	0	2-6	16	34	5	.909
Ryan Morse (INF, Topeka, Kan./Cloud County Community College)																			
Year	Avg	GP-GS	AB	R	H	ZB	3B	HR	RBI	BB	HP	SO	SF	SH	SBA	PO	A	E	FLD%
1997	.407	50-49	177	51	72	11	6	2	37	28	1	21	3	3	6-14	11	25	5	.878
1998	.415	51-49	188	71	78	24	4	5	39	31	2	33	1	4	12-15	53	4	3	.950
Totals	.411	101-98	365	122	150	35	10	7	76	59	3	54	4	7	18-29	64	29	8	.921
Logan Murary (C, Sugar Land, Texas/Dodge City Community College)																			
Year	Avg	GP-GS	AB	R	H	ZB	3B	HR	RBI	BB	HP	SO	SF	SH	SBA	PO	A	E	FLD%
2020	.200	8-7	15	3	3	0	0	0	1	3	2	6	0	2	1-2	50	6	1	.982
2021	.400	4-1	5	2	2	0	0	0	0	2	0	2	0	0	0-0	11	0	1	.917
Totals	.250	12-8	20	5	5	0	0	0	1	5	2	8	0	2	1-2	65	6	2	.949
Jason Murphy (P/C, Bucyrus, Kan./Allen County Community College)																			
Year	Avg	GP-GS	AB	R	H	ZB	3B	HR	RBI	BB	HP	SO	SF	SH	SBA	PO	A	E	FLD%
2009	.280	53-53	175	36	49	12	2	7	28	16	7	37	1	1	2-5	116	94	25	.894
2010	.242	35-35	120	22	29	5	0	5	13	8	5	36	1	0	2-4	142	47	9	.955
Totals	.264	88-88	295	58	78	17	2	12	41	24	12	73	2	1	4-9	285	141	34	.926
Greg Murray (C, Monmouth, Mo./Bronaugh High School)																			
Year	Avg	GP-GS	AB	R	H	ZB	3B	HR	RBI	BB	HP	SO	SF	SH	SBA	PO	A	E	FLD%
1991	.269	34-31	93	10	25	5	3	2	16	5	11	11	1	1	1-3	71	29	3	.971
1992	.127	31-27	71	3	9	0	2	1	3	5	0	9	1	1	0-1	142	40	3	.984
1993	.310	22-18	58	10	18	5	0	2	10	10	4	7	0	0	0-0	113	13	6	.955
Totals	.234	87-76	222	23	52	10	5	5	29	20	15	27	2	2	1-4	326	82	12	.971
Matt Myers (OF, Bartlesville, Okla./Cofeyville Community College)																			
Year	Avg	GP-GS	AB	R	H	ZB	3B	HR	RBI	BB	HP	SO	SF	SH	SBA	PO	A	E	FLD%

Player Statistics ('91-pres.)

1995	.309	42-42	152	38	47	17	1	9	41	18	2	47	1	4	19-22	101	8	6	.948
1996	.222	4-3	9	1	2	0	0	1	6	1	0	3	0	0	1-2	3	0	0	1.000
1997	.353	54-53	190	45	67	12	0	12	62	17	3	46	6	1	20-22	116	3	2	.983
Totals	.330	100-98	351	84	116	29	1	22	109	36	5	96	7	5	40-46	220	11	8	.967
Tom Myers (OF, Bartlesville, Okla./Oklahoma State University)																			
Year	Avg	GP-GS	AB	R	H	2B	3B	HR	RBI	BB	HP	SO	SF	SH	SBA	PO	A	E	FLD%
1996	.257	30-21	74	19	19	2	1	3	25	14	1	12	1	3	4-4	31	1	2	.941
1997	.309	47-43	136	51	42	6	2	4	37	34	4	26	7	2	18-21	56	6	3	.954
1998	.405	49-49	158	72	64	15	3	14	59	37	6	29	4	1	20-25	81	3	6	.933
Totals	.340	124-112	368	142	125	23	6	21	121	85	11	67	12	6	42-50	168	10	11	.942
Luke Naccarato (INF, Hutchinson, Kan./Hutchinson Community College)																			
Year	Avg	GP-GS	AB	R	H	2B	3B	HR	RBI	BB	HP	SO	SF	SH	SBA	PO	A	E	FLD%
2007	.265	54-54	189	42	50	14	2	6	38	15	1	12	1	1	0-0	61	113	4	.978
2008	.226	49-49	159	27	36	7	1	2	19	21	6	11	1	2	3-3	32	96	10	.928
Totals	.247	103-103	348	69	86	21	3	8	57	36	7	23	2	4	3-3	93	209	14	.956
Mickey Nichol (OF, Broken Arrow, Okla./Cowley County Community College)																			
Year	Avg	GP-GS	AB	R	H	2B	3B	HR	RBI	BB	HP	SO	SF	SH	SBA	PO	A	E	FLD%
2003	.352	50-49	162	54	57	15	5	5	40	23	5	28	4	2	16-20	108	4	3	.974
2005	.459	50-50	172	58	79	17	4	14	56	31	4	20	3	2	12-16	83	4	3	.967
Totals	.407	100-99	334	112	136	32	9	19	96	54	9	48	7	4	28-36	191	8	6	.971
T.J. Nichols (INF, Lee's Summit, Mo./Metropolitan Community College)																			
Year	Avg	GP-GS	AB	R	H	2B	3B	HR	RBI	BB	HP	SO	SF	SH	SBA	PO	A	E	FLD%
2023	.118	12-2	17	4	2	0	0	1	3	3	0	5	0	1	0-0	9	7	1	.941
Barry Nolan (P/SS, Joplin, Mo./Joplin High School)																			
Year	Avg	GP-GS	AB	R	H	2B	3B	HR	RBI	BB	HP	SO	SF	SH	SBA	PO	A	E	FLD%
1991	.111	5-2	9	0	1	0	0	0	0	0	0	4	0	1	0-0	3	1	0	1.000
1992	.200	5-0	5	0	1	0	0	0	0	0	0	1	0	0	0-0	2	2	1	.800
1993	.300	14-12	30	6	9	0	0	0	4	5	2	2	1	1	0-1	25	20	4	.918
Totals	.250	24-14	44	6	11	1	0	0	4	5	2	7	1	2	0-1	30	23	5	.914
Justin Northern (C, Broken Arrow, Okla./Broken Arrow High School)																			
Year	Avg	GP-GS	AB	R	H	2B	3B	HR	RBI	BB	HP	SO	SF	SH	SBA	PO	A	E	FLD%
2007	.211	44-38	86	16	19	3	0	5	21	17	3	13	0	1	1-1	97	27	5	.961
2008	.400	22-20	70	17	28	10	1	4	28	13	3	12	0	0	2-3	98	11	2	.982
Totals	.301	66-58	156	33	47	13	1	9	49	30	6	25	0	1	3-4	195	38	7	.971
Jeremy Oehert (OF, Chanute, Kan./Lagette Community College)																			
Year	Avg	GP-GS	AB	R	H	2B	3B	HR	RBI	BB	HP	SO	SF	SH	SBA	PO	A	E	FLD%
2007	.265	21-9	34	9	9	1	0	0	2	4	0	3	0	0	0-0	11	5	0	1.000
Kraig Oertle (OF, Pittsburg, Kan./Allen County Community College)																			
Year	Avg	GP-GS	AB	R	H	2B	3B	HR	RBI	BB	HP	SO	SF	SH	SBA	PO	A	E	FLD%
1991	.272	45-45	147	21	40	10	1	2	26	9	6	21	2	0	1-4	25	67	9	.911
1992	.321	40-40	131	23	42	6	0	3	21	6	10	19	0	0	0-1	38	1	4	.907
1993	.200	14-13	35	5	7	0	0	0	4	7	1	7	0	0	0-0	10	2	0	1.000
Totals	.284	99-98	313	49	89	16	1	5	51	22	17	47	2	0	1-5	73	70	13	.917
Mike O'Haver (C, Kirksville, Mo./Kirksville High School)																			
Year	Avg	GP-GS	AB	R	H	2B	3B	HR	RBI	BB	HP	SO	SF	SH	SBA	PO	A	E	FLD%
1996	.313	16-15	32	10	10	2	0	0	8	10	1	5	2	0	0-0	56	7	0	1.000
1997	.291	27-21	55	20	16	3	0	1	9	10	1	7	1	4	0-0	102	10	5	.957
1998	.256	20-12	39	6	10	2	0	0	11	3	0	6	2	1	0-0	64	5	0	1.000
1999	.200	17-15	35	6	7	1	0	0	6	10	1	1	1	3	0-0	80	9	4	.957
Totals	.267	80-63	161	42	43	8	0	1	34	33	3	19	6	8	0-0	302	31	9	.974
Blain Ohlmeier (OF, Paola, Kan./Paola High School)																			
Year	Avg	GP-GS	AB	R	H	2B	3B	HR	RBI	BB	HP	SO	SF	SH	SBA	PO	A	E	FLD%
2018	.000	13-1	3	2	0	0	0	0	0	2	0	1	0	0	0-0	2	0	0	1.000
2019	.239	43-24	92	15	22	4	1	0	8	16	1	18	9	3	1-4	48	0	0	1.000
2020	.341	13-10	44	11	15	1	0	0	7	4	2	10	1	2	0-1	15	0	2	.882
2021	.276	39-34	127	21	35	5	1	2	22	9	2	17	0	3	4-4	109	4	0	1.000
Totals	.270	108-59	266	49	72	10	2	2	37	31	5	46	10	8	5-9	174	4	2	.971
David O'Keefe (OF, Olathe, Kan./University of Wyoming)																			
Year	Avg	GP-GS	AB	R	H	2B	3B	HR	RBI	BB	HP	SO	SF	SH	SBA	PO	A	E	FLD%
1992	.213	27-19	61	18	13	1	0	0	4	12	0	9	0	0	7-9	18	3	2	.913
1993	.292	22-5	24	13	7	0	0	0	3	3	1	4	1	1	4-5	10	0	1	.909
1994	.320	39-32	122	26	39	5	0	3	29	13	1	19	1	1	8-14	54	2	2	.966
Totals	.285	88-56	207	57	59	6	0	3	36	28	2	32	2	2	19-28	82	5	5	.946
Robby Olaker (INF, Lenexa, Kan./Shawnee Mission West High School)																			
Year	Avg	GP-GS	AB	R	H	2B	3B	HR	RBI	BB	HP	SO	SF	SH	SBA	PO	A	E	FLD%
2003	.235	15-4	17	2	4	1	0	0	3	3	0	4	1	2	0-1	8	16	4	.857
2004	.318	54-53	154	44	49	9	2	1	31	26	4	26	1	7	12-12	58	130	19	.908
2005	.344	50-50	180	40	62	11	1	4	26	26	5	20	2	3	12-23	67	118	22	.894
2006	.267	50-50	176	34	47	10	3	4	25	11	2	35	1	4	7-9	65	124	15	.926
Totals	.307	169-157	527	120	162	31	6	9	85	66	11	85	5	16	31-45	198	388	60	.896
John Oliver (INF, Kansas City, Mo./Waple Woods Community College)																			
Year	Avg	GP-GS	AB	R	H	2B	3B	HR	RBI	BB	HP	SO	SF	SH	SBA	PO	A	E	FLD%
2018	.292	17-5	24	3	7	1	0	0	6	1	0	2	1	0	0-0	15	14	2	.935
Brian Pasteur (INF, Pittsburg, Kan./Hutchinson Community College)																			
Year	Avg	GP-GS	AB	R	H	2B	3B	HR	RBI	BB	HP	SO	SF	SH	SBA	PO	A	E	FLD%
1993	.000	1-0	1	0	0	0	0	0	0	0	0	0	0	0	0-0	0	1	0	1.000
1994	.211	23-18	38	13	8	3	0	0	3	17	3	19	0	1	4-4	22	47	2	.972
1995	.264	42-40	121	22	32	5	2	1	17	17	2	31	0	6	5-8	64	107	16	.914
1996	.179	28-21	67	19	12	3	0	1	18	11	1	23	2	1	2-3	27	57	17	.832
Totals	.229	94-79	227	54	52	11	2	3	40	45	6	73	2	8	11-15	113	212	35	.903
Steve Pauzuskis (INF/OF, Coffeyville, Kan./Coffeyville Community College)																			
Year	Avg	GP-GS	AB	R	H	2B	3B	HR	RBI	BB	HP	SO	SF	SH	SBA	PO	A	E	FLD%
1995	.211	24-22	71	12	12	3	2	0	13	7	5	14	1	4	2-3	30	9	4	.907
1996	.273	28-16	55	13	15	3	1	0	4	7	1	12	1	5	1-3	34	2	0	1.000
Totals	.238	52-38	126	25	30	6	3	0	17	14	6	26	2	9	3-6	64	11	4	.949
Brad Phillips (INF, Lee's Summit, Mo./Lee's Summit North High School)																			
Year	Avg	GP-GS	AB	R	H	2B	3B	HR	RBI	BB	HP	SO	SF	SH	SBA	PO	A	E	FLD%
2011	.143	11-6	21	1	3	1	0	0	2	2	1	5							

Player Statistics ('91-pres.)

Tim Phipps (C. Galena, Kan./Coffeyville Community College)

Year	Avg	GP-GS	AB	R	H	2B	3B	HR	RBI	BB	HP	SO	SF	SH	SBA	PO	A	E	FLD%
1991	.222	5-1	9	0	2	0	0	0	0	1	0	2	0	0	0-0	12	1	0	1.000

Grayson Pinkett (C. Conwark Ark./Independence Community College)

Year	Avg	GP-GS	AB	R	H	2B	3B	HR	RBI	BB	HP	SO	SF	SH	SBA	PO	A	E	FLD%
2019	.284	34-26	102	18	29	3	0	4	17	11	3	19	0	2	1-1	215	27	1	.996
2020	.222	20-16	63	13	14	4	2	2	12	9	1	6	1	1	1-2	138	20	0	1.000
2021	.288	41-40	146	26	42	9	1	4	23	22	4	24	0	1	1-4	287	33	2	.994
Totals	.261	95-82	311	57	85	16	3	10	52	42	8	49	1	4	3-7	640	80	3	.997

Scott Pinter (OF, Kansas City, Kan./University of Nebraska-Kearney)

Year	Avg	GP-GS	AB	R	H	2B	3B	HR	RBI	BB	HP	SO	SF	SH	SBA	PO	A	E	FLD%
1994	.143	7-4	7	16	1	0	0	1	4	1	0	5	0	0	3-6	3	0	0	1.000
1995	.458	16-6	24	14	11	4	1	0	8	6	2	8	0	0	5-5	7	0	2	.778
Totals	.387	40-7	31	30	12	4	1	1	12	7	2	13	0	0	8-11	10	0	2	.833

Tyler Pittman (OF, Lee Summit, Mo./Kansas City Kansas Community College)

Year	Avg	GP-GS	AB	R	H	2B	3B	HR	RBI	BB	HP	SO	SF	SH	SBA	PO	A	E	FLD%
2019	.175	35-30	97	20	17	0	3	10	16	1	3	31	0	7	14-15	81	3	2	.977
2020	.274	21-18	62	19	17	4	1	1	9	17	0	18	0	6	10-10	45	1	1	.979
Totals	.214	56-48	159	39	34	4	4	11	25	18	3	49	0	13	24-25	126	4	3	.978

Colton Pogue (INF, Blue Springs, Mo./Western Illinois University)

Year	Avg	GP-GS	AB	R	H	2B	3B	HR	RBI	BB	HP	SO	SF	SH	SBA	PO	A	E	FLD%
2017	.354	50-50	223	51	79	18	3	9	48	13	6	33	0	0	4-7	82	115	18	.916
2018	.400	54-54	220	64	88	19	2	10	42	30	13	34	2	8	8-13	60	161	18	.925
Totals	.377	104-104	443	115	167	37	5	19	90	43	19	67	2	8	12-20	142	276	36	.921

Grant Polk (INF/OF, Owasso, Okla./Independence Community College)

Year	Avg	GP-GS	AB	R	H	2B	3B	HR	RBI	BB	HP	SO	SF	SH	SBA	PO	A	E	FLD%
2002	.347	51-43	144	37	50	9	1	8	32	14	13	23	3	0	6-9	57	29	11	.886
2003	.375	51-51	168	43	63	12	1	7	53	17	16	11	2	2	4-5	89	65	23	.876
Totals	.362	102-94	312	80	113	21	2	15	85	31	29	34	5	2	10-14	146	94	34	.870

Chris Polsak (INF/OF, Pittsburg, Kan./Pittsburg High School)

Year	Avg	GP-GS	AB	R	H	2B	3B	HR	RBI	BB	HP	SO	SF	SH	SBA	PO	A	E	FLD%
2000	.304	17-4	23	4	7	2	0	0	5	0	1	8	0	1	0-0	5	11	2	.889
2001	.300	30-26	70	19	21	3	0	2	13	9	4	9	2	1	4-6	20	24	8	.846
2002	.336	40-34	110	29	37	5	3	5	25	11	3	10	3	1	2-3	47	2	1	.980
2003	.352	43-42	142	36	50	6	0	6	43	9	3	12	5	3	4-7	58	3	3	.945
Totals	.333	127-106	345	88	115	16	3	13	86	29	11	39	10	6	10-16	122	39	14	.920

Ryan Polter (INF, Topeka, Kan./Cloud Community College)

Year	Avg	GP-GS	AB	R	H	2B	3B	HR	RBI	BB	HP	SO	SF	SH	SBA	PO	A	E	FLD%
1998	.175	44-23	80	17	14	3	0	0	15	17	0	15	0	3	1-2	151	17	5	.971
1999	.271	47-41	133	32	36	8	1	0	20	29	8	27	0	4	10-13	367	21	9	.977
Totals	.235	91-64	213	49	50	11	1	0	35	46	8	42	0	7	11-15	518	38	14	.975

Dawson Pomeroy (INF/RHP, Topeka, Kan./Empbell University)

Year	Avg	GP-GS	AB	R	H	2B	3B	HR	RBI	BB	HP	SO	SF	SH	SBA	PO	A	E	FLD%
2020	.263	20-17	57	13	15	2	1	3	14	7	5	19	1	0	7-8	45	16	2	.968
2021	.259	40-40	135	28	35	5	1	7	24	24	8	45	3	0	6-8	42	47	12	.881
2023	.500	22-0	2	1	1	1	0	0	0	0	0	0	0	0	0-0	2	0	0	1.000
Totals	.263	82-57	194	42	51	8	2	10	38	31	13	64	4	0	13-16	89	63	14	.916

Zach Potter (P/INF/OF, Arkansas City, Kan./Cowlitz County Community College)

Year	Avg	GP-GS	AB	R	H	2B	3B	HR	RBI	BB	HP	SO	SF	SH	SBA	PO	A	E	FLD%
2009	.298	48-47	161	33	48	8	0	3	23	14	3	24	1	4	0-2	54	43	22	.815
2010	.248	37-33	109	15	27	6	1	4	16	7	2	26	0	1	1-1	40	1	1	.976
Totals	.278	85-80	270	15	75	14	1	7	39	21	5	50	1	5	1-3	94	44	23	.857

T.J. Prentice (OF, Owasso, Okla./Independence Community College)

Year	Avg	GP-GS	AB	R	H	2B	3B	HR	RBI	BB	HP	SO	SF	SH	SBA	PO	A	E	FLD%
2005	.401	50-50	177	58	71	14	5	10	49	16	11	30	1	3	9-12	52	11	7	.900
2006	.367	52-52	196	63	72	14	6	8	39	19	8	27	0	2	3-7	118	124	13	.949
Totals	.383	102-102	373	121	143	28	11	18	88	35	19	57	1	5	12-19	170	135	20	.925

Aaron Qualls (C, Bartlesville, Okla./Northwestern Oklahoma State University)

Year	Avg	GP-GS	AB	R	H	2B	3B	HR	RBI	BB	HP	SO	SF	SH	SBA	PO	A	E	FLD%
1997	.333	3-1	3	1	1	0	0	0	2	1	0	1	0	0	0-0	2	0	0	1.000
1998	.194	20-10	36	5	7	1	0	0	5	3	1	8	0	1	0-0	88	8	3	.970
1999	.200	15-5	20	9	4	1	0	0	1	5	0	4	0	0	0-0	37	2	1	.975
Totals	.203	38-16	59	15	12	2	0	0	8	9	1	13	0	1	0-0	127	10	4	.972

David Qualls (OF, Galena, Kan./Galena High School)

Year	Avg	GP-GS	AB	R	H	2B	3B	HR	RBI	BB	HP	SO	SF	SH	SBA	PO	A	E	FLD%
1991	.231	41-39	117	22	27	4	1	1	12	22	2	36	0	1	17-24	68	1	7	.908
1992	.269	39-36	108	21	29	6	3	0	9	14	2	31	0	2	10-10	58	4	6	.912
1993	.338	26-23	80	19	27	2	0	2	9	12	0	14	1	1	11-14	18	3	1	.955
1994	.326	49-48	178	46	58	9	3	3	20	31	2	21	1	2	21-26	72	5	4	.951
Totals	.292	155-146	483	108	141	21	7	6	50	79	6	102	2	6	59-74	216	13	18	.927

Blake Rast (INF, Greenwood Mo./Dodge City Community College)

Year	Avg	GP-GS	AB	R	H	2B	3B	HR	RBI	BB	HP	SO	SF	SH	SBA	PO	A	E	FLD%
2020	.000	1-0	1	0	0	0	0	0	0	0	0	0	0	0	0-0	0	0	0	.000

Quin Reasoner (INF, Springfield, Mo./Kickapoo High School)

Year	Avg	GP-GS	AB	R	H	2B	3B	HR	RBI	BB	HP	SO	SF	SH	SBA	PO	A	E	FLD%
2019	.171	32-34	82	11	14	1	0	0	9	6	1	27	1	2	6-7	43	50	3	.969
2020	.278	9-5	18	2	5	1	0	0	3	2	1	4	1	0	0-0	9	17	1	.963
2021	.000	9-0	3	2	0	0	0	0	0	1	0	1	0	0	0-0	1	0	0	1.000
Totals	.184	50-39	103	15	19	2	0	0	12	9	2	32	2	2	6-7	53	67	4	.976

Ryan Reddick (C/DH, Frontenac, Kan./Allen County Community College)

Year	Avg	GP-GS	AB	R	H	2B	3B	HR	RBI	BB	HP	SO
------	-----	-------	----	---	---	----	----	----	-----	----	----	----

Player Statistics ('91-pres.)

Year	Avg	GP-GS	AB	R	H	2B	3B	HR	RBI	BB	HP	SO	SF	SH	SBA	PO	A	E	FLD%
2000	.000	4-0	3	1	0	0	0	0	0	1	0	3	0	0	0-0	0	0	0	.000
Jordan Rice (JF, Lee's Summit, Mo./William Jewell College)																			
Year	Avg	GP-GS	AB	R	H	2B	3B	HR	RBI	BB	HP	SO	SF	SH	SBA	PO	A	E	FLD%
2015	.300	7-6	20	2	6	1	0	0	2	2	0	1	0	0	0-0	11	12	2	.920
Jaison Rich (INF, Lenexa, Kan./Johnson Community College)																			
Year	Avg	GP-GS	AB	R	H	2B	3B	HR	RBI	BB	HP	SO	SF	SH	SBA	PO	A	E	FLD%
1992	.200	18-7	25	1	5	1	0	0	6	3	0	5	1	2	1-1	6	8	2	.875
1993	.254	28-21	71	9	18	3	0	2	13	10	3	7	1	1	0-1	46	47	7	.930
1994	.208	37-34	106	13	22	2	0	0	15	14	1	14	3	3	1-1	48	67	11	.913
Totals	.223	83-62	202	23	45	6	0	2	34	27	4	26	5	6	2-3	100	122	20	.917
Brian Rickard (INF, El Dorado, Kan./El Dorado High School)																			
Year	Avg	GP-GS	AB	R	H	2B	3B	HR	RBI	BB	HP	SO	SF	SH	SBA	PO	A	E	FLD%
2003	1.000	3-0	1	2	1	0	0	0	2	0	1	0	1	0	0-0	0	0	0	.000
2004	.286	5-1	7	0	2	1	0	0	2	1	0	2	0	0	0-0	0	1	0	1.000
2005	.333	8-0	9	3	3	2	0	1	6	3	0	0	0	0	0-0	6	0	0	1.000
Totals	.353	16-1	17	5	6	3	0	1	10	4	1	2	1	0	0-0	6	1	0	1.000
Rhett Rigby (INF, Oak Grove, Mo./Longview Community College)																			
Year	Avg	GP-GS	AB	R	H	2B	3B	HR	RBI	BB	HP	SO	SF	SH	SBA	PO	A	E	FLD%
2009	.289	43-42	149	24	43	7	2	8	25	6	2	24	1	1	0-3	51	52	17	.858
2010	.348	39-37	135	24	47	12	2	7	34	5	0	18	3	0	6-9	80	4	4	.955
Totals	.317	82-79	284	48	90	19	4	15	59	11	2	42	4	1	6-12	131	56	21	.899
Cole Rink (INF, Humboldt, Kan./Humboldt High School)																			
Year	Avg	GP-GS	AB	R	H	2B	3B	HR	RBI	BB	HP	SO	SF	SH	SBA	PO	A	E	FLD%
2004	.200	13-0	5	3	1	0	0	0	0	0	0	2	0	0	0-0	3	2	2	.714
Ian Robinson (C, Kansas City, Mo./Bishop Miege High School)																			
Year	Avg	GP-GS	AB	R	H	2B	3B	HR	RBI	BB	HP	SO	SF	SH	SBA	PO	A	E	FLD%
2011	.208	18-14	48	6	10	1	0	0	3	4	1	14	1	0	0-0	63	8	4	.947
2013	.244	28-25	78	9	19	5	1	1	12	9	3	16	1	1	1-1	127	15	2	.986
2014	.256	17-13	43	5	11	5	0	0	8	2	2	5	0	2	0-0	68	6	5	.937
Totals	.237	63-52	169	20	40	11	1	1	23	15	6	35	2	3	1-1	258	29	11	.963
Jonathan Ross (C, Lawrence, Kan./Johnson Community College)																			
Year	Avg	GP-GS	AB	R	H	2B	3B	HR	RBI	BB	HP	SO	SF	SH	SBA	PO	A	E	FLD%
2008	.273	4-3	11	1	3	0	0	0	2	0	0	5	0	0	0-0	1	0	0	1.000
Cody Rowe (OF, Baxter Springs, Kan./Baxter Springs High School)																			
Year	Avg	GP-GS	AB	R	H	2B	3B	HR	RBI	BB	HP	SO	SF	SH	SBA	PO	A	E	FLD%
2017	.000	5-0	0	0	0	0	0	0	0	0	0	0	0	0	0-0	0	0	0	.000
Lance Roybal (INF, Littleton, Colo./Southwest Texas State University)																			
Year	Avg	GP-GS	AB	R	H	2B	3B	HR	RBI	BB	HP	SO	SF	SH	SBA	PO	A	E	FLD%
1992	.308	41-40	120	20	37	8	0	2	23	20	4	16	0	2	0-1	42	93	14	.906
Francis Rupert (INF, Carpinteria, Calif./Cowley County Community College)																			
Year	Avg	GP-GS	AB	R	H	2B	3B	HR	RBI	BB	HP	SO	SF	SH	SBA	PO	A	E	FLD%
1996	.000	2-0	0	0	0	0	0	0	0	1	0	0	0	0	0-0	0	0	0	.000
Tom Rzepka (C, Leawood, Kan./Longview Community College)																			
Year	Avg	GP-GS	AB	R	H	2B	3B	HR	RBI	BB	HP	SO	SF	SH	SBA	PO	A	E	FLD%
2011	.000	7-0	3	0	0	0	0	0	0	2	0	3	0	0	0-0	2	0	1	.667
2012	.000	5-0	4	0	0	0	0	0	0	1	0	2	0	0	0-0	2	0	1	.667
Totals	.000	12-0	7	0	0	0	0	0	0	3	0	5	0	0	0-0	4	0	2	.667
Gary Schiefelhein (OF, Pittsburg, Kan./St. Mary's-Colgan High School)																			
Year	Avg	GP-GS	AB	R	H	2B	3B	HR	RBI	BB	HP	SO	SF	SH	SBA	PO	A	E	FLD%
1994	.000	1-0	2	0	0	0	0	0	0	0	0	0	0	0	0-0	0	0	0	.000
Ethan Schlessener (C, Rogersville, Mo./Pratt Community College)																			
Year	Avg	GP-GS	AB	R	H	2B	3B	HR	RBI	BB	HP	SO	SF	SH	SBA	PO	A	E	FLD%
2017	.348	43-40	141	29	49	11	1	6	28	27	2	30	4	0	1-1	212	31	8	.968
Drew Schulte (INF, Webb City, Mo./Webb City High School)																			
Year	Avg	GP-GS	AB	R	H	2B	3B	HR	RBI	BB	HP	SO	SF	SH	SBA	PO	A	E	FLD%
2004	.337	55-53	166	23	56	16	0	0	34	12	3	27	3	5	0-0	25	46	10	.877
2005	.390	39-33	105	17	41	10	2	2	27	14	3	8	1	6	0-0	51	7	3	.951
2006	.343	34-33	108	24	37	5	1	6	23	16	4	12	1	0	0-0	31	2	0	1.000
2007	.333	33-33	171	33	57	13	0	4	31	29	5	8	2	4	0-1	64	6	0	1.000
Totals	.347	181-172	550	97	191	44	3	12	115	71	15	55	7	15	0-1	171	61	13	.947
Andrew Schultz (INF, Elkhorn, Neb./Vernon Regional Junior College)																			
Year	Avg	GP-GS	AB	R	H	2B	3B	HR	RBI	BB	HP	SO	SF	SH	SBA	PO	A	E	FLD%
1999	.338	47-43	157	39	53	14	2	6	37	19	1	28	2	2	5-6	47	19	5	.930
2000	.315	49-48	165	39	52	9	0	6	32	14	1	29	4	5	10-12	29	82	17	.867
2001	.275	51-51	182	41	50	14	3	3	23	23	4	41	1	3	20-24	92	27	4	.967
2004	.337	55-53	166	23	56	16	0	0	34	12	3	27	3	5	0-0	25	46	10	.877
Totals	.315	202-195	670	142	211	53	5	15	126	68	9	125	10	15	35-42	193	174	36	.911
Beau Schultz (C, Independence, Kan./Cowley County Community College)																			
Year	Avg	GP-GS	AB	R	H	2B	3B	HR	RBI	BB	HP	SO	SF	SH	SBA	PO	A	E	FLD%
2003	.354	30-29	79	21	28	6	1	3	23	16	3	12	0	5	1-1	128	16	3	.980
2004	.306	59-59	180	41	55	12	0	3	37	20	3	31	5	5	1-1	306	38	4	.989
2005	.382	50-50	170	27	65	9	3	2	35	8	2	22	2	5	0-1	291	42	3	.991
Totals	.345	139-138	429	89	148	27	4	8	95	44	8	65	7	15	2-3	725	96	10	.988
Scott Schultz (INF, Elkhorn, Neb./University of Nebraska)																			
Year	Avg	GP-GS	AB	R	H	2B	3B	HR	RBI	BB	HP	SO	SF	SH	SBA	PO	A	E	FLD%
1998	.327	50-50	171	49	56	10	3	13	63	21	9	23	1	0	7-8	33	81	16	.877
1999	.372	50-50	164	51	61	17	1	10	47	34	12	31	1	1	1-2	26	75	14	.878
Totals	.349	100-100	335	100	117	27	4	23	110	55	21	54	2	1	8-10	59	156	30	.878
Greg Segraves (C, Tulsa, Okla./Metro Christian Academy)																			
Year	Avg	GP-GS	AB	R	H	2B	3B	HR	RBI	BB	HP	SO	SF	SH	SBA	PO	A	E	FLD%
1995	.310	17-14	42	10	13	3	0	1	6	10	0	10	1	1	0-2	56	11	4	.944
1996	.341	36-33	132	20	45	6	1	4	31	9	2	12	0	0	0-4	167	30	4	.980
1997	.378	48-35	143	35	54	11	1	6	38	14	2	15	2	0	0-4	196	23	3	.986
Totals	.353	101-82	317	65	112	20	2	11	75	33	4	37	3	1	0-10	419	64	11	.978
Cole Shewmake (OF, Webb City, Mo./Webb City High School)																			
Year	Avg	GP-GS	AB	R	H	2B	3B	HR	RBI	BB	HP	SO	SF	SH	SBA	PO	A	E	FLD%
2000	.500	6-0	2	2	1	0	0	0	0	2	0	1	0	0	0-0	1	0	0	1.000
2002	.211	27-15	57	9	12	2	0	3	7	6	0	16	0	1	1-1	20	3	2	.920
2003	.364	30-21	66	18	24	9	1	1	12	11	2	21	0	1	2-4	26	1	4	.871
Totals	.296	63-36	125	29	37	11	1	4	19	19	2	38	0	2	3-5	47	4		

Player Statistics ('91-pres.)

Year	Avg	GP-GS	AB	R	H	2B	3B	HR	RBI	BB	HP	SO	SF	SH	SBA	PO	A	E	FLD%
1997	.143	7-2	14	1	2	0	0	0	2	0	1	6	0	0	0-0	2	0	2	.500
Brad Shorter (INF/G, Lockwood, Mo./Allen County Community College)																			
Year	Avg	GP-GS	AB	R	H	2B	3B	HR	RBI	BB	HP	SO	SF	SH	SBA	PO	A	E	FLD%
1997	.398	54-50	196	54	78	19	3	6	52	16	4	18	5	5	0-1	67	76	14	.911
1998	.450	52-52	189	58	85	20	3	9	73	19	4	11	5	1	0-1	319	20	4	.988
Totals	.423	106-102	385	112	163	39	6	15	125	35	8	29	10	6	0-2	386	96	18	.964
Austin Shumaker (C, Chandler, Ariz./Chandler High School)																			
Year	Avg	GP-GS	AB	R	H	2B	3B	HR	RBI	BB	HP	SO	SF	SH	SBA	PO	A	E	FLD%
2016	.250	2-2	4	1	1	0	0	0	0	0	0	0	0	0	0-0	0	0	0	.000
Taylor Sibala (INF, Overland Park, Kan./Blue Valley Northwest High School)																			
Year	Avg	GP-GS	AB	R	H	2B	3B	HR	RBI	BB	HP	SO	SF	SH	SBA	PO	A	E	FLD%
2008	.219	32-22	73	11	16	1	1	1	7	9	0	6	0	4	4-6	30	35	6	.915
2009	.292	53-53	185	34	54	9	1	3	13	16	5	23	1	3	4-10	96	111	11	.950
2010	.366	44-43	172	39	63	9	2	4	25	12	0	17	0	1	11-15	99	126	8	.966
2011	.328	46-46	183	38	60	8	5	1	21	12	5	17	1	3	17-20	110	117	18	.927
Totals	.315	175-164	613	122	193	27	9	9	66	49	10	63	2	11	36-51	335	389	43	.944
Steve Sickmeyer (OF, Kansas City, Mo./Lee's Summit North High School)																			
Year	Avg	GP-GS	AB	R	H	2B	3B	HR	RBI	BB	HP	SO	SF	SH	SBA	PO	A	E	FLD%
2003	.231	12-3	13	2	3	1	0	0	2	5	0	4	0	0	0-1	3	0	0	1.000
Brad Smith (INF, Wichita, Kan./Cowley County Community College)																			
Year	Avg	GP-GS	AB	R	H	2B	3B	HR	RBI	BB	HP	SO	SF	SH	SBA	PO	A	E	FLD%
2004	.398	57-57	201	50	80	15	1	4	37	10	1	25	1	13	2-3	129	16	5	.967
2005	.362	46-44	152	31	55	8	3	1	26	13	2	23	1	3	1-3	33	68	11	.902
2006	.379	42-41	153	36	58	22	3	4	43	9	3	21	2	5	1-2	36	61	9	.951
Totals	.381	145-142	506	117	193	45	7	9	106	32	6	69	4	21	4-8	198	145	21	.940
Jeremy Smith (INF, Columbus, Kan./Columbus Unified High School)																			
Year	Avg	GP-GS	AB	R	H	2B	3B	HR	RBI	BB	HP	SO	SF	SH	SBA	PO	A	E	FLD%
1996	.408	24-19	71	13	29	7	0	2	17	11	1	6	4	1	2-3	6	17	10	.697
Mark Smith (OF, Pittsburg, Kan./St. Mary's-Colgan High School)																			
Year	Avg	GP-GS	AB	R	H	2B	3B	HR	RBI	BB	HP	SO	SF	SH	SBA	PO	A	E	FLD%
2005	.250	18-0	8	5	2	1	0	0	1	2	1	2	0	0	3-3	2	0	0	1.000
2006	.167	16-2	6	2	3	1	0	0	2	0	1	4	0	0	2-2	0	0	0	.000
Totals	.214	34-2	14	7	7	1	0	0	3	2	2	6	1	0	5-5	2	0	0	.500
Steve Smith (OF, Olathe, Kan./Butler County Community College)																			
Year	Avg	GP-GS	AB	R	H	2B	3B	HR	RBI	BB	HP	SO	SF	SH	SBA	PO	A	E	FLD%
1999	.320	34-31	103	25	33	6	1	5	15	17	5	18	0	0	1-1	51	0	0	1.000
2000	.405	45-44	131	45	53	11	1	8	45	33	4	24	2	4	6-6	62	4	4	.943
Totals	.368	79-75	234	70	86	17	2	13	60	50	9	42	2	4	7-7	113	4	4	.967
Shannon Stephenson (OF, Dodge City, Kan./Dodge City Community College)																			
Year	Avg	GP-GS	AB	R	H	2B	3B	HR	RBI	BB	HP	SO	SF	SH	SBA	PO	A	E	FLD%
1997	.333	4-0	3	3	1	0	1	0	1	0	0	0	1	0	0-0	0	0	0	.000
Jace Stewart (INF, Emporia, Kan./Barton Community College)																			
Year	Avg	GP-GS	AB	R	H	2B	3B	HR	RBI	BB	HP	SO	SF	SH	SBA	PO	A	E	FLD%
2023	.333	13-1	6	3	2	1	0	0	1	1	0	1	0	0	0-0	7	6	2	.867
Tory Stoffregen (OF, Goddard, Kan./Johnson County Community College)																			
Year	Avg	GP-GS	AB	R	H	2B	3B	HR	RBI	BB	HP	SO	SF	SH	SBA	PO	A	E	FLD%
2013	.332	53-53	193	46	64	18	5	4	46	20	7	39	1	9	16-21	83	3	13	.869
2014	.258	28-26	97	16	25	3	2	2	10	8	3	27	0	3	8-10	20	1	0	.952
Totals	.307	81-79	290	62	89	21	7	6	56	28	10	66	1	12	24-31	103	3	14	.883
Mitch Streeter (OF, Valley Falls, Kan./Valley Fall High School)																			
Year	Avg	GP-GS	AB	R	H	2B	3B	HR	RBI	BB	HP	SO	SF	SH	SBA	PO	A	E	FLD%
2011	.182	16-8	22	4	4	0	0	0	0	1	0	2	0	0	0-0	0	0	0	.000
2012	.111	11-2	9	1	1	0	0	0	0	0	0	6	0	0	0-0	4	0	0	1.000
2013	.175	21-13	40	13	7	0	1	0	3	5	3	8	0	2	1-2	19	26	6	.882
2014	.000	8-1	5	0	0	0	0	0	1	1	0	3	1	0	0-0	4	0	0	1.000
Totals	.158	56-24	76	18	12	0	1	0	4	7	3	19	1	2	1-2	27	26	6	.898
Kevin Tarter (P, Columbus, Kan./Columbus Unified High School)																			
Year	Avg	GP-GS	AB	R	H	2B	3B	HR	RBI	BB	HP	SO	SF	SH	SBA	PO	A	E	FLD%
1991	.000	3-0	0	1	0	0	0	0	0	0	0	0	0	0	0-0	2	4	1	.857
Mickey Tedlock (INF, Columbus, Kan./Columbus Unified High School)																			
Year	Avg	GP-GS	AB	R	H	2B	3B	HR	RBI	BB	HP	SO	SF	SH	SBA	PO	A	E	FLD%
1991	.250	13-1	4	5	1	0	0	0	0	1	0	1	0	0	1-4	0	0	0	.000
Corbin Terlig (INF, Frontenac, Kan./Frontenac High School)																			
Year	Avg	GP-GS	AB	R	H	2B	3B	HR	RBI	BB	HP	SO	SF	SH	SBA	PO	A	E	FLD%
2007	.500	3-0	2	1	1	0	0	1	3	0	0	0	1	0	0-0	0	1	0	1.000
Logan Terrell (OF, Bonner Springs, Kan./Bonner Springs High School)																			
Year	Avg	GP-GS	AB	R	H	2B	3B	HR	RBI	BB	HP	SO	SF	SH	SBA	PO	A	E	FLD%
2015	.238	31-28	84	9	20	1	0	0	11	2	0	16	1	5	6-8	54	2	4	0.933
2017	.312	32-20	77	16	24	3	1	1	10	9	1	24	2	4	1-1	41	2	3	.935
2018	.333	15-0	6	1	2	1	0	0	0	0	1	2	0	0	0-0	2	0	0	1.000
Totals	.275	78-48	167	26	46	5	1	1	21	11	2	42	3	9	7-9	97	4	7	.935
Ryan Thayer (C, Prairie Village, Kan./Johnson County Community College)																			
Year	Avg	GP-GS	AB	R	H	2B	3B	HR	RBI	BB	HP	SO	SF	SH	SBA	PO	A	E	FLD%
2008	.190	27-23	63	7	12	3	0	0	5	6	2	24	1	3	0-0	120	18	3	.979
2009	.163	44-41	123	19	20	4	0	1	11	10	3	35	2	5	0-0	208	26	4	.983
2010	.154	15-9	26	4	4	0	0	0	1	5	1	5	1	1	0-0	41	6	2	.959
Totals	.170	86-73	212	30	36	7	0	1	17	21	6	64	4	9	0-0	369	50	9	.979
Adam Theis (INF, Wichita, Kan./Southwestern Oklahoma State)																			
Year	Avg	GP-GS	AB	R	H	2B	3B	HR	RBI	BB	HP	SO	SF	SH	SBA	PO	A	E	FLD%
2021	.206	28-17	63	12	13	2	0	2	13	9	3	17	1	0	2-2	23	36	6	.908
Evan Thomas (INF, Newton, Kan./Newton High School)																			
Year	Avg	GP-GS	AB	R	H	2B	3B	HR	RBI	BB	HP	SO	SF	SH	SBA	PO	A	E	FLD%
2011	.258	33-14	62	10	16	3	0	0	12	9	1	7	0	1	1-2	34	6	0	1.000
2012	.319	48-48	160	31	51	5	1	6	32	5	10	19	2	3	7-10	77	110	19	.908
2013	.299	53-53	187	37	56	10	1	4	40	22	6	18	5	4	8-12	76	95	13	.929
2014	.267	35-34	116	16	31	8	0	0	16	12	7	11	0	2	5-10	39	55	15	.862
Totals	.293	169-149	525	94	154	26	2	10	100	48	24	55	7	10	21-34	126	266	47	.893
Adam Thomasson (OF, Quapaw, Okla./Allen County Community College)																			

Player Statistics ('91-pres.)

Year	Aug	GP-GS	AB	R	H	2B	3B	HR	RBI	BB	HP	SO	SF	SH	SBA	PO	A	E	FLD%
1999	.000	4-1	3	3	0	0	0	0	0	1	0	0	0	0	0-0	5	0	0	1.000
2000	.202	33-25	89	26	18	3	0	1	9	15	3	18	1	2	7-7	38	1	1	.975
2001	.302	18-16	43	16	13	2	2	0	8	20	0	12	0	2	2-5	18	1	0	1.000
Totals	.230	55-42	135	45	31	5	2	1	17	36	3	30	1	4	9-12	61	2	1	.984
Dustin Ulrich (OF, Lee's Summit, Mo./Lee's Summit High School)																			
Year	Aug	GP-GS	AB	R	H	2B	3B	HR	RBI	BB	HP	SO	SF	SH	SBA	PO	A	E	FLD%
2011	.000	6-2	5	1	0	0	0	0	0	0	0	0	0	1	0-0	3	4	0	1.000
Chris Vandervoort (INF, Dallas, Texas/J.L. Pierce High School)																			
Year	Aug	GP-GS	AB	R	H	2B	3B	HR	RBI	BB	HP	SO	SF	SH	SBA	PO	A	E	FLD%
1993	.255	32-32	106	17	27	7	0	0	15	10	3	18	1	1	0-0	26	71	13	.882
1994	.237	28-23	76	15	18	2	0	2	15	8	1	17	1	1	0-0	14	42	14	.800
1995	.310	38-35	113	27	35	10	2	1	22	24	1	17	1	2	0-0	35	81	14	.892
1996	.287	39-39	129	23	37	5	3	3	13	12	4	16	1	3	2-2	43	70	19	.856
Totals	.276	137-129	424	82	117	24	5	6	65	54	10	64	4	7	2-2	118	264	60	.864
Troy Vanhorn (C, Eudora, Kan./Ottawa University)																			
Year	Aug	GP-GS	AB	R	H	2B	3B	HR	RBI	BB	HP	SO	SF	SH	SBA	PO	A	E	FLD%
2007	.333	6-5	15	3	5	2	0	0	3	1	0	2	0	0	0-0	28	6	0	1.000
Todd Veeman (P, Augusta, Kan./Augusta High School)																			
Year	Aug	GP-GS	AB	R	H	2B	3B	HR	RBI	BB	HP	SO	SF	SH	SBA	PO	A	E	FLD%
1992	.000	12-8	6	0	0	0	0	0	0	2	0	4	0	0	0-0	2	10	1	.923
Ryan Ventura (OF, Olympia, Wash./Southwest Community College)																			
Year	Aug	GP-GS	AB	R	H	2B	3B	HR	RBI	BB	HP	SO	SF	SH	SBA	PO	A	E	FLD%
2012	.279	48-48	172	30	48	10	2	2	25	8	4	20	0	13	5-11	129	1	4	.970
2013	.356	53-53	205	54	73	13	5	5	30	24	1	33	0	8	19-27	86	1	2	.978
Totals	.321	101-101	377	84	121	23	7	7	55	32	5	53	0	21	24-38	215	2	6	.973
Denny Wilela (INF, Tulsa, Okla./Pratt Community College)																			
Year	Aug	GP-GS	AB	R	H	2B	3B	HR	RBI	BB	HP	SO	SF	SH	SBA	PO	A	E	FLD%
1991	.279	45-44	147	20	41	11	0	3	22	13	1	23	1	1	1-1	56	108	24	.872
1992	.259	37-37	112	13	29	4	0	3	22	10	2	19	1	2	2-4	17	63	11	.879
Totals	.270	82-81	259	33	70	15	0	6	44	23	3	42	2	3	3-5	73	171	35	.875
Andrew Vogelhaugh (INF, Liberty, Mo./Liberty North High School)																			
Year	Aug	GP-GS	AB	R	H	2B	3B	HR	RBI	BB	HP	SO	SF	SH	SBA	PO	A	E	FLD%
2015	.302	44-44	149	27	45	7	1	9	44	20	1	30	3	2	0-2	294	14	3	.930
2016	.342	48-48	196	41	67	10	2	15	54	14	1	34	4	0	0-0	329	29	4	.989
2017	.333	50-50	204	41	68	12	2	14	52	18	2	37	4	3	2-3	84	4	5	.946
2018	.263	41-40	152	34	40	11	2	8	28	16	2	30	1	7	2-4	51	3	0	1.000
Totals	.314	183-182	701	143	220	40	7	46	178	68	6	131	12	12	4-9	758	41	12	.985
Kyle Wade (C, Baxter Springs, Kan./Baxte Springs High School)																			
Year	Aug	GP-GS	AB	R	H	2B	3B	HR	RBI	BB	HP	SO	SF	SH	SBA	PO	A	E	FLD%
2005	.000	1-0	1	0	0	0	0	0	0	0	0	1	0	0	0-0	0	0	0	.000
Dan Walters (INF, Erie, Kan./Erie High School)																			
Year	Aug	GP-GS	AB	R	H	2B	3B	HR	RBI	BB	HP	SO	SF	SH	SBA	PO	A	E	FLD%
2002	.354	43-31	127	31	45	12	2	2	13	3	6	20	1	4	9-11	65	81	17	.896
2003	.271	50-50	177	47	48	4	4	3	23	24	5	24	3	4	14-16	79	134	14	.938
2004	.307	58-58	202	53	62	13	3	3	31	15	8	24	1	4	6-8	116	138	11	.958
2005	.262	49-49	149	33	39	6	2	4	26	14	3	14	3	4	1-2	105	115	5	.978
Totals	.296	200-188	655	164	194	35	11	12	93	56	22	82	8	16	30-37	365	468	47	.947
Craig Ward (C, Pittsburg, Kan./Pittsburg High School)																			
Year	Aug	GP-GS	AB	R	H	2B	3B	HR	RBI	BB	HP	SO	SF	SH	SBA	PO	A	E	FLD%
1994	.625	3-1	8	2	5	0	0	2	7	0	0	1	0	0	0-0	1	0	0	1.000
Austin Warkins (INF, Haysville, Kan./State Fair Community College)																			
Year	Aug	GP-GS	AB	R	H	2B	3B	HR	RBI	BB	HP	SO	SF	SH	SBA	PO	A	E	FLD%
2023	.411	50-48	192	59	79	24	0	7	39	29	8	28	0	4	5-6	328	14	3	.991
Willie Watt (INF, Pittsburg, Kan./Neosho Community College)																			
Year	Aug	GP-GS	AB	R	H	2B	3B	HR	RBI	BB	HP	SO	SF	SH	SBA	PO	A	E	FLD%
2010	.417	10-1	12	0	5	0	0	0	0	0	0	1	0	0	0-0	7	0	0	1.000
Rob Wellert (INF, Humboldt, Kan./Allen County Community College)																			
Year	Aug	GP-GS	AB	R	H	2B	3B	HR	RBI	BB	HP	SO	SF	SH	SBA	PO	A	E	FLD%
1998	.415	50-49	183	65	76	6	7	11	59	10	8	22	1	0	17-18	40	65	5	.955
1999	.318	49-49	176	44	56	7	2	7	47	16	4	17	5	3	25-27	64	109	8	.956
Totals	.368	99-98	359	109	132	13	9	18	106	26	12	39	6	3	42-45	104	174	13	.955
Josh Whisler (C, Tulsa, Okla./Wichita State University)																			
Year	Aug	GP-GS	AB	R	H	2B	3B	HR	RBI	BB	HP	SO	SF	SH	SBA	PO	A	E	FLD%
2018	.280	54-54	200	35	56	9	1	4	49	45	3	32	1	6	0-0	421	49	6	.987
Cody White (INF/P, Hemet, Calif./California State University, Bakersfield)																			
Year	Aug	GP-GS	AB	R	H	2B	3B	HR	RBI	BB	HP	SO	SF	SH	SBA	PO	A	E	FLD%
2018	.308	47-47	172	30	53	9	0	6	37	15	2	33	2	13	6-10	47	105	10	.938
Aaron Willey (OF, Salina, Kan./University of Nebraska)																			
Year	Aug	GP-GS	AB	R	H	2B	3B	HR	RBI	BB	HP	SO	SF	SH	SBA	PO	A	E	FLD%
2000	.361	49-47	158	55	57	12	1	8	39	35	6	19	6	2	4-9	88	3	4	.958
2001	.331	33-32	118	34	39	9	0	4	21	12	6	15	2	2	6-6	51	1	5	.912
Totals	.348	82-79	276	89	96	21	1	12	60	47	12	34	8	4	10-15	139	4	9	.941
B.J. Williams (INF, Cartersville, Mo./Webb City High School)																			
Year	Aug	GP-GS	AB	R	H	2B	3B	HR	RBI	BB	HP	SO	SF	SH	SBA	PO	A	E	FLD%
1993	.118	33-33	102	20	12	3	0	0	6	23	9	13	2	1	4-5	43	86	18	.878
Jason Williams (INF, Overland Park, Kan./Johnson County Community College)																			
Year	Aug	GP-GS	AB	R	H	2B	3B	HR	RBI	BB	HP	SO	SF	SH	SBA	PO	A	E	FLD%
1995	.109	19-14	46	5	5	1	0	0	2	5	2	8	0	0	1-1	11	15	7	.788
Carl Wilson (OF, Carl Junction, Mo./Carl Junction High School)																			
Year	Aug	GP-GS	AB	R	H	2B	3B	HR	RBI	BB	HP	SO	SF	SH	SBA	PO	A	E	FLD%
1991	.042	11-10	24	3	1	0	0	0	2	4	1	7	0	1	0-1	9	2	2	.846
Kan Womble (INF, Pittsburg, Kan./Pittsburg High School)																			
Year	Aug	GP-GS	AB	R	H	2B	3B	HR	RBI	BB	HP	SO	SF	SH	SBA	PO	A	E	FLD%
1999	.400	21-9	40	10	16	2	0	2	10	12	1	9	0	0	0-0	34	2	1	.973
2000	.367	50-49	150	40	55	16	1	1	37	26	4	22	0	4	7-9	351	28	9	.977
2001	.268	44-42	123	17	33	8	0	4	22	18	4	15	1	1	1-2	266	11	4	.986
2002	.244	37-28	82	15	20	3	0	1	16	11	3	12	2	8	1-1	164	7	3	.983
Totals	.313	152-128	395	82	124	29	1	8	85	67	12	58	3	13	9-12	815	48	17	.981
Taylor Woods (OF, Girard, Kan./Girard High School)																			
Year	Aug	GP-GS	AB	R	H	2B	3B	HR	RBI	BB	HP	SO	SF	SH	SBA	PO	A	E	FLD%
2010	.000	2-0	0	0	0	0	0	0	0	0	0	0	0	0	0-0	0	0	0	.000

Player Statistics ('91-pres.)

Lance Yowell (C, McPherson, Kan./McPherson High School)

Year	Aug	GP-GS	AB	R	H	2B	3B	HR	RBI	BB	HP	SO	SF	SH	SBA	PO	A	E	FLD%
1993	.176	7-7	17	2	3	0	0	0	1	1	2	2	0	0	0-0	40	6	2	.958
1994	.338	24-22	68	9	23	2	0	2	12	4	6	4	0	1	0-1	104	11	5	.958
1995	.289	34-28	97	21	28	3	0	0	11	19	13	15	0	2	3-3	115	19	2	.985
Totals	.297	65-57	182	32	54	5	0	2	24	24	21	21	0	3	3-4	259	36	9	.970

Brock Zanca (INF, Sapulpa, Okla./Independence Community College)

Year	Aug	GP-GS	AB	R	H	2B	3B	HR	RBI	BB	HP	SO	SF	SH	SBA	PO	A	E	FLD%
2017	.250	16-4	28	3	7	2	0	1	6	1	0	7	0	0	0-0	24	3	1	.964
2018	.143	9-0	7	2	1	1	0	0	1	2	0	3	0	0	0-0	4	0	0	1.000
Totals	.229	25-4	35	5	8	3	0	1	7	3	0	10	0	0	0-0	28	3	1	.969

Luke Zeller (OF, Lee's Summit, Mo./Cowley Community College)

Year	Aug	GP-GS	AB	R	H	2B	3B	HR	RBI	BB	HP	SO	SF	SH	SBA	PO	A	E	FLD%
2010	.279	39-39	129	21	36	11	2	5	14	9	5	30	1	2	1-1	122	4	1	.992

ALL-TIME PITCHING STATISTICS

Brian Ahlers (Minier, Ill./Fort Scott Community College)

Year	G/GS	ERA	W- L	Pct.	Sv	CG	ShO	IP	ER	H	BB	SO	AB/ BA
2003	16/13	5.24	4- 1	.800	0	1	0/0	46.3	27	64	10	21	203/315
2004	12/10	10.53	4- 3	.571	0	1	0/0	53.0	62	90	17	37	240/375
Totals	28/25	8.07	8- 4	.667	0	2	0/0	99.3	89	154	27	58	443/348

Jay Allen (Columbus, Kan./Columbus Unified High School)

Year	G/GS	ERA	W- L	Pct.	Sv	CG	ShO	IP	ER	H	BB	SO	AB/ BA
1997	16/0	3.58	2- 1	.667	1	0	0/0	27.7	11	21	16	20	99/212

Nate Arnold (Pittsburg, Kan./Allen County Community College)

Year	G/GS	ERA	W- L	Pct.	Sv	CG	ShO	IP	ER	H	BB	SO	AB/ BA
2014	7/7	5.35	3- 2	.600	0	1	0	37.0	22	43	11	34	155/277
2015	2/0	5.40	1- 0	1.000	0	0	0	3.1	2	6	1	5	16/375
Totals	9/7	5.38	4- 2	.800	0	1	0/0	40.1	24	49	12	39	171/287

Harold Baez (Miami, Fla./Western Nebraska College)

Year	G/GS	ERA	W- L	Pct.	Sv	CG	ShO	IP	ER	H	BB	SO	AB/ BA
2023	9/2	8.76	0- 0	.000	0	0	0/0	12.3	12	18	5	11	57/316

Kyle Bailey (Winfield, Kan./Cowley Community College)

Year	G/GS	ERA	W- L	Pct.	Sv	CG	ShO	IP	ER	H	BB	SO	AB/ BA
1991	4/4	7.32	1- 3	.250	0	0	0/0	19.7	16	21	12	29	81/259
1992	8/5	4.82	2- 3	.400	0	2	0/0	37.3	20	28	21	36	133/211
1993	7/6	4.78	2- 2	.500	1	2	1/0	43.3	23	43	39	38	164/262
Totals	19/15	5.29	5- 8	.385	1	4	1/0	100.3	59	92	72	103	378/243

Logan Barnard (Lansing, Kan./Kansas City Kansas Community College)

Year	G/GS	ERA	W- L	Pct.	Sv	CG	ShO	IP	ER	H	BB	SO	AB/ BA
2023	3/0	54.00	0- 0	.000	0	0	0/0	1.3	8	5	5	0	8/625

Cam Barnes (Bartlesville, Okla./University of Oklahoma)

Year	G/GS	ERA	W- L	Pct.	Sv	CG	ShO	IP	ER	H	BB	SO	AB/ BA
2003	9/4	6.38	3- 1	.750	0	0	0/0	24.0	17	29	15	16	100/290
2004	6/0	10.22	0- 0	.000	0	0	0/0	12.3	14	27	5	8	59/458
Totals	15/4	10.14	3- 1	.750	0	0	0/0	36.3	31	56	20	14	159/371

Chris Barnes (Atchinson, Kan./Allen County Community College)

Year	G/GS	ERA	W- L	Pct.	Sv	CG	ShO	IP	ER	H	BB	SO	AB/ BA
2009	14/11	8.10	1- 9	.100	0	2	0/0	60.0	54	84	34	42	258/325

Brad Bartling (Omaha, Neb./Garden City Community College)

Year	G/GS	ERA	W- L	Pct.	Sv	CG	ShO	IP	ER	H	BB	SO	AB/ BA
2007	12/7	7.91	2- 2	.500	0	1	0/0	38.7	34	39	36	24	142/275
2008	21/2	6.00	3- 2	.600	2	0	0/0	33.0	22	39	25	23	128/305
Totals	33/9	7.03	5- 4	.545	2	1	0/0	71.7	56	78	61	47	270/289

Ryan Bartling (Omaha, Neb./Garden City Community College)

Year	G/GS	ERA	W- L	Pct.	Sv	CG	ShO	IP	ER	H	BB	SO	AB/ BA
2008	13/0	5.65	0- 0	.000	0	0	0/0	14.3	9	16	3	7	57/281
2009	14/0	7.83	0- 0	.000	1	0	0/0	18.3	16	22	12	18	76/289
2010	13/0	7.47	1- 1	.500	0	0	0/0	15.7	13	22	11	9	63/349
2011	15/1	6.79	0- 1	.000	0	0	0/0	20.7	11	26	7	20	85/306
Totals	55/1	6.39	1- 2	.333	1	0	0/0	69.0	49	86	33	54	281/306

Kyle Bates (Lenexa, Kan./Hutchinson Community College)

Year	G/GS	ERA	W- L	Pct.	Sv	CG	ShO	IP	ER	H	BB	SO	AB/ BA
2007	6/1	9.00	0- 2	.000	0	0	0/0	9.0	9	9	5	3	34/265
2008	4/0	16.20	0- 1	.000	0	0	0/0	3.3	6	9	0	2	21/429
2009	6/0	5.62	1- 0	1.00	0	0	0/0	8.0	5	7	6	7	31/225
2010	3/0	27.00	0- 0	.000	0	0	0/0	3.0	3	4	3	3	11/273
Totals	19/1	11.20	1- 3	.250	0	0	0/0	23.3	29	28	15	15	97/289

Scott Beach (Shawnee Mission, Kan./Shawnee Mission East High School)

Year	G/GS	ERA	W- L	Pct.	Sv	CG	ShO	IP	ER	H	BB	SO	AB/ BA
1993	3/1	13.50	0- 0	.000	0	0	0/0	6.7	10	8	9	4	27/296
1994	15/0	5.82	3- 0	1.000	3	0	0/0	21.7	14	19	22	12	80/237
1995	17/2	8.02	1- 5	.167	3	0	0/0	33.7	30	36	39	19	125/288
Totals	35/3	7.84	4- 5	.444	6	0	0/0	62.0	54	63	70	35	232/272

J.D. Beitzinger (Pittsburg, Kan./Pittsburg High School)

Year	G/GS	ERA	W- L	Pct.	Sv	CG	ShO	IP	ER	H	BB	SO	AB/ BA
1993	1/0	0.00	0- 0	.000	0	0	0/0	0.7	0	1	0	0	3/333

Joe Bellmyer (Kansas City, Kan./Barton County Community College)

Year	G/GS	ERA	W- L	Pct.	Sv	CG	ShO	IP	ER	H	BB	SO	AB/ BA
1996	2/2	12.60	0- 1	.000	0	0	0/0	10.0	14	15	8	5	37/405

Eric Bernhardt (Pittsburg, Kan./Cowley Community College)

Year	G/GS	ERA	W- L	Pct.	Sv	CG	ShO	IP	ER	H	BB	SO	AB/ BA
2000	9/0	3.86	1- 1	.500	0	0	0/1	11.7	5	10	17	8	48/208
2001	11/5	6.75	3- 3	.500	0	0	0/0	36.0	27	40	23	16	134/299
Totals	20/5	6.04	4- 4	.500	0	0	0/1	47.7	32	50	40	24	182/275

Ryan Berry (Kirksville, Mo./Kansas City Kansas Community College)

Year	G/GS	ERA	W- L	Pct.	Sv	CG	ShO	IP	ER	H	BB	SO	AB/ BA
1998	10/6	4.97	4- 2	.667	0	2	1/0	41.7	23	49	18	30	162/302
1999	12/5	2.36	2- 1	.667	2	1	0/1	42.0	11	38	19	30	153/248

Player Statistics ('91-pres.)

Totals	22/11	3.66	6- 3	.667	2	3	1/1	83.7	34	87	37	60	315/276	
Jeremy Billington (Kirksville, Mo./Indian Hills Community College)														
	G/GS	ERA	W- L	Pct.	Sv	CG	ShO	IP	ER	H	BB	SO	AB/ BA	
1998	8/0	4.66	0- 0	.000	2	0	0/0	9.7	5	15	6	10	46/326	
1999	14/0	3.21	2- 2	.500	3	0	0/0	14.0	5	18	10	7	56/321	
Totals	22/0	3.80	2- 2	.500	5	0	0/0	23.7	10	33	16	17	102/324	
Jackson Blancarte (Shawnee, Kan./Coffeyville Community College)														
	G/GS	ERA	W- L	Pct.	Sv	CG	ShO	IP	ER	H	BB	SO	AB/ BA	
2020	1-0	0.00	0- 0	.000	0	0	0/0	0.3	0	1	2	1	2/500	
2021	11-1	6.11	2- 1	.666	0	0	0/0	17.3	12	25	8	12	71/352	
Totals	12-1	6.11	2- 1	.666	0	0	0/0	17.7	12	26	10	13	73/426	
Troy Boese (Overland Park, Kan./Hutchinson Community College)														
	G/GS	ERA	W- L	Pct.	Sv	CG	ShO	IP	ER	H	BB	SO	AB/ BA	
1994	9/1	4.38	3- 1	.750	0	0	0/0	24.7	12	29	9	12	100/290	
1995	13/0	6.75	1- 1	.500	0	0	0/0	26.7	20	32	22	9	105/305	
Totals	22/1	5.61	4- 2	.667	0	0	0/0	51.3	32	61	31	21	205/298	
Luke Bordewick (Topeka, Kan./Washburn Rural High School)														
	G/GS	ERA	W- L	Pct.	Sv	CG	ShO	IP	ER	H	BB	SO	AB/ BA	
2016	1/0	99.00	0- 0	.000	0	0	0	0.0	0	3	3	1	0	3/1.00
Jeff Boyd (Lenexa, Kan./Neosho County Community College)														
	G/GS	ERA	W- L	Pct.	Sv	CG	ShO	IP	ER	H	BB	SO	AB/ BA	
2014	1/0	13.50	0- 0	.000	0	0	0	1.3	2	2	1	1	5/400	
2016	5/1	6.75	0- 1	.000	0	0	0	4.0	3	7	4	2	18/389	
Totals	6/1	8.49	0- 1	.000	0	0	0	5.3	5	9	5	3	23/391	
Brian Boyer (Littleton, Colo./Neosho County Community College)														
	G/GS	ERA	W- L	Pct.	Sv	CG	ShO	IP	ER	H	BB	SO	AB/ BA	
2007	17/0	4.33	3- 3	.500	4	0	0/0	22.7	11	20	7	23	82/244	
2008	11/10	5.62	3- 3	.500	0	1	0/0	49.7	31	68	17	58	215/316	
Totals	28/10	5.23	6- 6	.500	4	1	0/0	72.3	42	88	24	91	297/296	
Nat Brackett (Girard, Kan./Labette Community College)														
	G/GS	ERA	W- L	Pct.	Sv	CG	ShO	IP	ER	H	BB	SO	AB/ BA	
2000	12/1	7.79	1- 2	.333	3	0	0/0	17.3	15	23	5	8	74/311	
2001	11/0	4.03	4- 0	1.000	1	0	0/0	22.3	10	26	7	13	88/295	
2002	10/4	7.84	2- 4	.333	0	1	0/0	31.0	27	50	10	25	139/360	
Totals	33/5	6.62	7- 6	.538	4	1	0/0	70.7	52	99	22	46	301/329	
Scott Brady (St. Charles, Mo./Johnson County Community College)														
	G/GS	ERA	W- L	Pct.	Sv	CG	ShO	IP	ER	H	BB	SO	AB/ BA	
2010	10/7	6.00	1- 3	.333	1	0	0/0	51.0	34	71	11	34	216/329	
2011	12/9	6.96	3- 4	.429	0	1	0/0	54.3	42	89	19	34	244/365	
Totals	22/16	6.50	4- 7	.364	1	2	0/0	105.3	76	160	30	68	460/348	
George Brandecker (Lee's Summit, Mo./Lee's Summit North High School)														
	G/GS	ERA	W- L	Pct.	Sv	CG	ShO	IP	ER	H	BB	SO	AB/ BA	
2012	15/5	5.57	4- 4	.500	1	0	0/2	53.3	33	69	14	41	210/329	
2013	16/11	3.27	6- 4	.600	0	2	2/0	66.0	24	59	19	58	247/239	
2014	11/8	7.46	0- 5	.000	0	0	0/0	35.0	29	56	22	30	151/371	
2016	15/14	5.18	1- 5	.167	0	0	0/0	74.7	43	81	44	99	296/274	
Totals	57/38	5.07	11-18	.379	1	2	2/2	229.0	129	265	99	228	904/293	
Nick Brandecker (Lee's Summit, Mo./Lee's Summit North High School)														
	G/GS	ERA	W- L	Pct.	Sv	CG	ShO	IP	ER	H	BB	SO	AB/ BA	
2013	1/0	0.00	0- 0	.000	0	0	0/0	0.3	0	0	0	0	1/000	
2014	1/0	9.00	0- 0	.000	0	0	0/0	2.0	2	2	2	1	8/250	
2015	13/6	4.19	2- 3	.667	0	2	0/0	43.0	20	40	19	28	159/258	
2016	23/1	8.89	4- 4	.500	0	0	0/0	28.3	28	43	17	30	126/341	
Totals	38/7	6.11	6- 7	.462	0	2	0/0	73.7	50	85	38	59	294/289	
Matt Brown (Longmont, Colo./Fort Scott Community College)														
	G/GS	ERA	W- L	Pct.	Sv	CG	ShO	IP	ER	H	BB	SO	AB/ BA	
2005	9-1	8.25	1- 0	1.000	0	0	0/1	12.0	11	14	13	9	46/304	
Nick Brown (Catoosa, Okla./Missouri State University)														
	G/GS	ERA	W- L	Pct.	Sv	CG	ShO	IP	ER	H	BB	SO	AB/ BA	
2017	17/4	7.03	2- 2	.500	0	0	0/0	32	25	27	31	50	112/241	
2018	20/0	4.94	0- 2	.000	1	0	0/0	31	17	25	21	43	112/223	
2020	11/0	2.18	3- 0	1.000	2	0	0/0	20.7	5	15	4	25	74/203	
2021	9/5	7.06	1- 2	.333	2	0	0/0	29.3	23	35	17	32	117/299	
Totals	57/9	5.58	6- 6	.500	5	0	0/0	113	70	102	73	150	315/241	
Tim Brown (St. Louis, Mo./Johnson County Community College)														
	G/GS	ERA	W- L	Pct.	Sv	CG	ShO	IP	ER	H	BB	SO	AB/ BA	
2008	11/11	6.68	4- 4	.500	0	3	2/0	60.7	45	89	7	38	256/348	
2009	13/11	3.71	8- 4	.666	1	11	1/0	80.0	33	86	6	77	322/267	
Totals	24/22	4.98	12- 8	.600	1	14	3/0	140.7	78	175	13	115	578/302	
Austin Brownell (Cleveland, Okla./Seminoole State College)														
	G/GS	ERA	W- L	Pct.	Sv	CG	ShO	IP	ER	H	BB	SO	AB/ BA	
2017	17/1	5.00	1- 1	.500	1	0	0/0	27	15	24	22	26	98/245	
2018	1/0	18.00	0- 0	.000	0	0	0/0	2.0	4	5	2	2	9/556	
Totals	18/1	5.90	1- 1	.500	1	0	0/0	29.0	19	29	4	28	107/271	
Joe Bryoles (Arma, Kan./Northeast High School)														
	G/GS	ERA	W- L	Pct.	Sv	CG	ShO	IP	ER	H	BB	SO	AB/ BA	
1991	1/0	9.00	0- 1	.000	0	0	0/0	2.0	2	1	3	0	7/143	
Brad Buckley (DeSoto, Kan./Baker University)														
	G/GS	ERA	W- L	Pct.	Sv	CG	ShO	IP	ER	H	BB	SO	AB/ BA	
1994	18/0	3.26	1- 1	.500	5	0	0/0	19.3	7	18	7	19	74/243	
Briley Buckley (DeSoto, Kan./Baker University)														
	G/GS	ERA	W- L	Pct.	Sv	CG	ShO	IP	ER	H	BB	SO	AB/ BA	
2019	4/0	15.00	0- 0	.000	0	0	0/0	3.0	5	1	5	6	11/091	
Travis Burchett (Fontana, Kan./Prairie View High School)														
	G/GS	ERA	W- L	Pct.	Sv	CG	ShO	IP	ER	H	BB	SO	AB/ BA	
1999	3/0	17.47	0- 0	.000	0	0	0/0	5.7	11	10	6	5	26/385	
2000	12/2	10.16	2- 1	.667	0	0	0/0	31.0	35	51	20	28	137/372	
2001	15/6	7.19	3- 3	.500	2	1	1/0	41.3	33	55	17	31	178/309	
2002	15/7	6.32	4- 3	.571	0	4	0/1	57.0	40	64	20	52	234/274	
Totals	45/23	7.93	9- 7	.563	2	5	1/1	135.0	119	180	63	115	575/313	
Ryan Burke (Lee's Summit, Mo./Lee's Summit North High School)														
	G/GS	ERA	W- L	Pct.	Sv	CG	ShO	IP	ER	H	BB	SO	AB/ BA	

Player Statistics ('91-pres.)

2001	1/0	13.50	0- 0	.000	0	0	0/0	0.7	1	2	2	1	4/500
Brent Burroughs (Arkansas City, Kan./Cowley County Community College)													
	G/GS	ERA	W- L	Pct.	Sv	CG	Sho	IP	ER	H	BB	SO	AB/ BA
2014	2/0	16.20	0- 0	.000	0	0	0	1.7	3	2	4	0	4/500
AJ Calhoun (Billings, Mo./Crowder College)													
	G/GS	ERA	W- L	Pct.	Sv	CG	Sho	IP	ER	H	BB	SO	AB/ BA
2021	2/0	11.57	0- 0	.000	0	0	0/0	2.1	3	5	0	2	12/417
Brett Cares (Parsons, Kan./Lafayette Community College)													
	G/GS	ERA	W- L	Pct.	Sv	CG	Sho	IP	ER	H	BB	SO	AB/ BA
2012	10/0	13.50	0- 0	.000	0	0	0/0	12.0	18	27	4	6	61/443
2013	19/0	4.39	1- 0	1.000	0	0	0/0	26.7	13	32	11	11	107/299
Totals	29/0	7.21	1- 0	1.000	0	0	0/0	38.7	31	59	15	17	168/351
Rick Carroll (Lenexa, Kan./Neosho County Community College)													
	G/GS	ERA	W- L	Pct.	Sv	CG	Sho	IP	ER	H	BB	SO	AB/ BA
2010	9/0	7.84	0- 0	.000	0	0	0/0	10.3	9	14	9	5	39/359
Terry Carroll (Independence, Kan./Independence High School)													
	G/GS	ERA	W- L	Pct.	Sv	CG	Sho	IP	ER	H	BB	SO	AB/ BA
1994	5/2	9.00	0- 2	.000	0	0	0/0	12.0	12	24	9	9	56/429
Christian Cedeno (Pittsburg, Kan./St. Mary's-Colgan High School)													
	G/GS	ERA	W- L	Pct.	Sv	CG	Sho	IP	ER	H	BB	SO	AB/ BA
2015	7/4	8.78	0- 3	.000	0	0	0/0	13.3	13	23	29	7	53/340
2016	2/0	63.00	0- 0	.000	0	0	0/0	1.0	7	5	4	0	7/714
Totals	9/4	13.53	0- 3	.000	0	0	0/0	14.3	20	28	33	7	60/467
Tommy Chapo (Yukon, Okla./Fort Scott Community College)													
	G/GS	ERA	W- L	Pct.	Sv	CG	Sho	IP	ER	H	BB	SO	AB/ BA
1991	9/7	3.02	4- 3	.571	0	5	1/0	53.7	18	60	20	16	213/282
Robert Chavana (Augusta, Kan./Johnson County Community College)													
	G/GS	ERA	W- L	Pct.	Sv	CG	Sho	IP	ER	H	BB	SO	AB/ BA
2006	15/5	8.04	3- 2	.600	0	1	0/0	47.0	42	62	11	32	196/316
Adam Clark (Frontenac, Kan./Independence Community College)													
	G/GS	ERA	W- L	Pct.	Sv	CG	Sho	IP	ER	H	BB	SO	AB/ BA
2002	1/0	27.00	0- 0	.000	0	0	0/0	0.7	2	3	1	0	5/600
Bryson Clark (Webb City, Mo./Lafayette Community College)													
	G/GS	ERA	W- L	Pct.	Sv	CG	Sho	IP	ER	H	BB	SO	AB/ BA
2005	11/10	6.89	3- 3	.500	0	0	0/1	48.3	37	61	27	45	198/308
2007	12/11	1.94	7- 2	.777	0	6	2/0	78.7	17	47	19	64	272/173
Totals	23/21	3.83	10- 5	.667	0	6	2/1	127.0	54	108	46	109	470/230
Tyler Clark (Blue Springs, Mo./Blue Springs High School)													
	G/GS	ERA	W- L	Pct.	Sv	CG	Sho	IP	ER	H	BB	SO	AB/ BA
2018	2/0	81.00	0- 0	.000	0	0	0/0	0.7	6	5	2	1	7/714
2019	8/1	4.97	0- 0	.000	0	0	0/0	12.7	7	15	5	11	52/288
Totals	10/1	8.80	0- 0	.000	0	0	0/0	13.3	13	20	7	12	59/339
Scott Cleland (Arma, Kan./Northeast High School)													
	G/GS	ERA	W- L	Pct.	Sv	CG	Sho	IP	ER	H	BB	SO	AB/ BA
2000	1/0	0.00	0- 0	.000	0	0	0/0	1.0	0	1	0	2	4/250
2001	11/2	6.20	1- 0	1.000	1	1	0/0	20.3	14	27	11	15	87/310
2002	1/0	1.69	0- 0	.000	0	0	0/0	5.3	1	7	3	1	23/304
2003	11/8	5.77	3- 3	.500	0	3	0/0	48.3	31	69	24	30	202/342
Totals	24/10	5.76	4- 3	.571	1	4	0/0	75.0	46	104	38	48	316/329
Jason Clemensen (Roseville, Calif./Southwestern College)													
	G/GS	ERA	W- L	Pct.	Sv	CG	Sho	IP	ER	H	BB	SO	AB/ BA
2002	15/15	3.52	9- 4	.692	0	8	0/0	107.3	42	115	24	64	431/267
2003	16/13	4.31	8- 3	.727	0	7	0/0	94.0	45	116	25	63	402/289
Totals	31/28	3.89	17- 7	.708	0	15	0/0	201.3	87	231	49	127	833/277
Mitch Cooper (Chanute, Kan./Neosho County Community College)													
	G/GS	ERA	W- L	Pct.	Sv	CG	Sho	IP	ER	H	BB	SO	AB/ BA
2008	10/2	9.36	1- 3	.250	0	0	0/0	25.0	26	34	13	22	103/330
2009	13/5	8.85	1- 4	.200	0	1	0/0	40.7	40	47	36	52	166/283
Totals	23/7	9.04	2- 7	.222	0	1	0/0	65.7	66	81	49	74	269/301
Chad Cosens (Fort Scott, Kan./Fort Scott High School)													
	G/GS	ERA	W- L	Pct.	Sv	CG	Sho	IP	ER	H	BB	SO	AB/ BA
1996	9/0	9.98	0- 0	.000	0	0	0/0	15.3	17	25	13	16	71/352
Daryl Cronk (Belton, Mo./Belton High School)													
	G/GS	ERA	W- L	Pct.	Sv	CG	Sho	IP	ER	H	BB	SO	AB/ BA
1996	8/2	2.95	1- 3	.250	1	1	0/0	18.3	6	19	9	17	76/250
1997	13/13	2.66	10- 3	.769	0	7	2/0	84.7	25	71	32	51	323/220
1998	13/10	5.43	7- 3	.700	0	5	0/0	71.3	43	71	22	64	280/254
1999	14/13	2.88	9- 3	.750	0	4	0/0	84.3	27	86	17	42	327/263
Totals	48/38	3.51	27-12	.692	1	17	2/0	258.7	101	247	80	174	1006/246
Jeff Crough (Salina, Kan./Tarkio College)													
	G/GS	ERA	W- L	Pct.	Sv	CG	Sho	IP	ER	H	BB	SO	AB/ BA
1992	9/8	3.02	4- 2	.667	0	4	1/0	47.7	16	40	19	46	180/222
1993	6/5	15.98	0- 3	.000	0	0	0/0	16.3	29	29	29	15	74/392
Totals	15/13	6.33	4- 5	.444	0	4	1/0	64.0	45	69	48	61	254/272
Zach Curry (Ottawa, Kan./Barton Community College)													
	G/GS	ERA	W- L	Pct.	Sv	CG	Sho	IP	ER	H	BB	SO	AB/ BA
2020	9/5	8.68	2- 1	.667	0	0	0/0	18.7	18	29	8	13	86/337
2021	13/9	6.80	3- 3	.500	0	0	0/0	47.7	36	55	21	33	196/281
Totals	22/14	7.33	5- 4	.556	0	0	0/0	66.3	54	84	29	46	282/309
Andy Davis (Boone, Iowa/Hesston College)													
	G/GS	ERA	W- L	Pct.	Sv	CG	Sho	IP	ER	H	BB	SO	AB/ BA
2004	11/1	4.43	1- 1	.448	1	1	0/0	22.3	11	27	13	18	92/293
2005	4/0	11.12	1- 0	1.000	0	0	0/0	5.7	7	5	7	4	23/217
Totals	15/1	5.79	2- 1	.667	1	1	0/0	28.0	18	32	20	22	115/278
Conner Davis (Lee's Summit, Mo./Blue Springs South High School)													
	G/GS	ERA	W- L	Pct.	Sv	CG	Sho	IP	ER	H	BB	SO	AB/ BA
2018	16/0	3.60	2- 1	.666	1	0	0/0	20	8	28	15	21	76/237
Ben Des Rosiers (Castle Rock, Colo./New Mexico State University)													

Player Statistics ('91-pres.)

	G/GS	ERA	W- L	Pct.	Sv	CG	ShO	IP	ER	H	BB	SO	AB/ BA
2022	18/4	5.89	5- 1	.833	1	0	0/0	44.3	29	46	14	37	179/257
2023	15/15	4.33	8- 0	1.000	0	0	0/1	68.6	33	54	37	76	254/213
Totals	33/19	4.94	13- 1	.929	1	0	0/1	113.0	62	100	51	113	433/231

Danny DeWitt (Neodesha, Kan./Coffeyville Community College)

	G/GS	ERA	W- L	Pct.	Sv	CG	ShO	IP	ER	H	BB	SO	AB/ BA
1992	1/1	60.75	0- 1	.000	0	0	0/0	1.3	9	6	3	0	11/545

Darrel Dinger (Baxter Springs, Kan./Mississippi Valley State University)

	G/GS	ERA	W- L	Pct.	Sv	CG	ShO	IP	ER	H	BB	SO	AB/ BA
2008	12/12	4.83	4- 5	.444	0	2	0/0	69.0	37	78	24	30	265/294

Dylan Donley (Raymore, Mo./Kansas City Kansas Community College)

	G/GS	ERA	W- L	Pct.	Sv	CG	ShO	IP	ER	H	BB	SO	AB/ BA
2015	2/1	6.75	2- 1	.667	0	0	0/0	24.0	18	31	13	27	95/326
2016	7/0	6.00	0- 0	.000	0	0	0/0	9.0	6	12	7	6	36/333
Totals	9/1	6.55	2- 1	.667	0	0	0/0	33.0	24	43	20	33	131/328

Jarret Dotson (Baxter Springs, Mo. / Baxter Springs High School)

	G/GS	ERA	W- L	Pct.	Sv	CG	ShO	IP	ER	H	BB	SO	AB/ BA
2018	6/5	4.50	1- 0	1.000	0	0	0/1	22	11	21	13	13	83/253
2020	4/0	9.00	0- 1	.000	0	0	0/0	5	5	8	2	5	23/348
2021	8/1	9.88	1- 1	.500	0	0	0/0	13.7	15	19	2	11	58/328
Totals	18/6	6.86	2- 2	.500	0	0	0/1	40.7	31	48	17	29	164/309

Boston Dowd (Anderson, Mo./Cowley Community College)

	G/GS	ERA	W- L	Pct.	Sv	CG	ShO	IP	ER	H	BB	SO	AB/ BA
2022	3/0	54.00	0- 0	.000	0	0	0/0	1.0	6	8	2	0	10/800
2023	19/0	4.40	1- 1	.500	0	0	0/0	30.6	15	27	6	25	116/233
Totals	22/0	5.97	1- 1	.500	0	0	0/0	31.6	21	35	8	25	126/278

Jordan Duncan (Herculaneum, Mo./Jefferson College)

	G/GS	ERA	W- L	Pct.	Sv	CG	ShO	IP	ER	H	BB	SO	AB/ BA
2023	10/3	7.36	1- 2	0.333	0	0	0/0	14.6	12	20	7	15	63/317

Chris Dunlap (Girard, Kan./Girard High School)

	G/GS	ERA	W- L	Pct.	Sv	CG	ShO	IP	ER	H	BB	SO	AB/ BA
2006	4/0	23.62	1- 0	1.000	0	0	0/0	2.7	7	6	4	1	15/400
2007	3/0	8.10	0- 0	.000	0	0	0/0	3.3	3	5	2	3	16/313
2008	4/0	8.35	0- 0	.000	0	0	0/0	8.7	9	12	6	5	39/308
2009	6/0	14.29	0- 1	.000	0	0	0/0	5.7	9	16	3	3	31/516
Totals	17/0	12.17	1- 1	1.000	0	0	0/0	20.7	28	39	15	12	101/386

Mike Eckel (Olathe, Kan./Cloud County Community College)

	G/GS	ERA	W- L	Pct.	Sv	CG	ShO	IP	ER	H	BB	SO	AB/ BA
2006	13/8	6.56	2- 6	.250	2	0	0/0	48.0	35	72	18	19	191/377
2007	12/1	9.90	0- 0	.000	1	0	0/0	20.0	22	34	7	4	87/391
Totals	25/9	7.54	2- 6	.250	3	0	0/0	68.0	57	106	25	23	278/381

Marc Eddington (Columbus, Kan./Coffeyville Community College)

	G/GS	ERA	W- L	Pct.	Sv	CG	ShO	IP	ER	H	BB	SO	AB/ BA
1995	6/4	6.10	0- 2	.000	0	0	0/0	20.7	14	20	15	13	76/263
1997	6/6	3.90	3- 2	.600	0	1	0/0	32.3	14	35	14	21	128/273
Totals	12/10	4.75	3- 4	.429	0	1	0/0	53.0	28	55	29	34	204/270

Tony Endicott (Carl Junction, Mo./Longview Community College)

	G/GS	ERA	W- L	Pct.	Sv	CG	ShO	IP	ER	H	BB	SO	AB/ BA
2002	8/2	12.91	1- 1	.500	0	1	0/0	15.3	22	22	11	14	67/328

Ethan Esdohr (Platte City, Mo. Platte City High School)

	G/GS	ERA	W- L	Pct.	Sv	CG	ShO	IP	ER	H	BB	SO	AB/ BA
2020	2/1	4.50	0- 0	.000	0	0	0/0	2	1	3	2	1	7/429

Denny Ferraro (Pittsburg, Kan./Allen County Community College)

	G/GS	ERA	W- L	Pct.	Sv	CG	ShO	IP	ER	H	BB	SO	AB/ BA
1993	11/5	6.35	4- 3	.571	3	1	0/0	45.3	32	54	19	45	185/292
1994	13/13	3.50	9- 4	.692	0	6	1/0	90.0	35	86	40	66	353/244
Totals	24/18	4.46	13- 7	.650	3	7	1/0	135.3	67	140	59	111	538/260

Brandon Fey (Des Moines, Iowa/Dowling High School)

	G/GS	ERA	W- L	Pct.	Sv	CG	ShO	IP	ER	H	BB	SO	AB/ BA
1994	1/0	54.00	0- 0	.000	0	0	0/0	0.7	4	3	2	0	5/600
1995	1/0	0.00	0- 0	.000	0	0	0/0	0.7	0	0	3	0	2/000
Totals	2/0	27.00	0- 0	.000	0	0	0/0	1.3	4	3	5	0	7/429

Blaine Fisher (Olathe, Kan./Olathe South High School)

	G/GS	ERA	W- L	Pct.	Sv	CG	ShO	IP	ER	H	BB	SO	AB/ BA
2014	12/3	7.78	0- 2	.000	0	0	0/0	19.7	17	24	12	16	78/308
2015	12/10	7.80	3- 4	.429	0	0	0/0	47.3	41	60	21	30	188/313
2017	14/1	8.62	0- 2	.000	0	0	0/0	15.7	15	21	11	20	63/333
Totals	38/14	8.06	3- 8	.143	0	0	0/0	82.7	73	105	44	66	329/320

Cameron Fisher (Wichita, Kan./Johnson County Community College)

	G/GS	ERA	W- L	Pct.	Sv	CG	ShO	IP	ER	H	BB	SO	AB/ BA
2013	10/0	8.53	0- 0	.000	0	0	0/0	12.7	12	22	6	14	59/373
2014	17/0	6.89	1- 2	.333	0	0	0/0	15.7	12	22	16	6	63/349
Totals	27/0	7.63	1- 2	.333	0	0	0/0	28.3	24	44	22	20	122/361

James Fitzgards (Harrisonville, Mo./Longview Community College)

	G/GS	ERA	W- L	Pct.	Sv	CG	ShO	IP	ER	H	BB	SO	AB/ BA
2013	19/0	9.00	1- 1	.500	6	0	0/0	23.0	23	33	19	20	93/355
2014	9/3	4.00	1- 2	.333	0	1	0/0	27.0	12	37	9	8	113/327
Totals	28/3	6.30	2- 3	.400	6	1	0/0	50.0	35	70	28	28	206/340

Garrett Forsythe (Pittsburg, Kan./Pittsburg High School)

	G/GS	ERA	W- L	Pct.	Sv	CG	ShO	IP	ER	H	BB	SO	AB/ BA
2005	3/0	9.00	0- 0	.000	0	0	0/0	3.0	3	4	3	5	12/333
2006	14/7	4.06	4- 5	.444	1	2	0/0	57.7	26	53	31	47	212/250
2007	13/12	5.57	4- 6	.400	1	2	0/0	63.0	39	63	33	48	241/261
2008	12/11	7.21	2- 4	.333	0	0	0/0	53.7	43	71	33	39	222/320
Totals	42/30	5.64	10-15	.400	1	4	0/0	177.0	111	191	100	139	687/278

Ethan Frack (Carl Junction, Mo./Carl Junction High School)

	G/GS	ERA	W- L	Pct.	Sv	CG	ShO	IP	ER	H	BB	SO	AB/ BA
2017	5/0	19.29	0- 0	.000	0	0	0/0	2.1	5	2	6	1	10/200

Matt Garcia (Kansas City, Mo./Cowley County Community College)

	G/GS	ERA	W- L	Pct.	Sv	CG	ShO	IP	ER	H	BB	SO	AB/ BA
2011	2/0	0.00	0- 0	.000	0	0	0/0	2.3	0	4	0	0	9/444
2012	2/0	6.75	0- 1	.000	1	0	0/0	1.3	1	4	0	1	8/500
Totals	4/0	2.43	0- 1	.000	1	0	0/0	3.7	1	8	0	1	17/471

Player Statistics ('91-pres.)

Cooper Gardner (Kansas City, Mo. / Park Hill High School)

	G/GS	ERA	W- L	Pct.	Sv	CG	ShO	IP	ER	H	BB	SO	AB/ BA
2015	8/3	7.30	1- 2	.333	0	1	0/0	24.7	20	30	21	14	97/309
2016	17/11	5.92	2- 2	.500	0	0	0/0	59.3	39	73	30	49	239/305
2017	26-0	5.33	7- 2	.778	0	0	0/0	52.3	31	55	17	54	206/267
2018	2/11	2.89	7- 3	.700	1	0	0/1	53.0	17	45	27	62	195/231
Totals	72/15	5.09	17- 9	.654	1	1	0/1	189.3	107	203	95	179	737/275

Joe Garrison (Pittsburg, Kan./Fort Scott Community College)

	G/GS	ERA	W- L	Pct.	Sv	CG	ShO	IP	ER	H	BB	SO	AB/ BA
2003	7/1	7.11	0- 1	.000	1	0	0/0	12.7	10	24	2	9	62/387
2004	9/2	12.71	2- 1	.667	0	0	0/0	22.7	32	32	11	23	110/382
2005	11/3	10.41	0- 2	.000	1	0	0/1	23.3	27	36	14	17	103/350
Totals	27/6	10.73	2- 4	.333	2	0	0/1	58.7	70	102	27	49	275/371

Ben Gifford (Tulsa, Okla./Metro Christian Academy)

	G/GS	ERA	W- L	Pct.	Sv	CG	ShO	IP	ER	H	BB	SO	AB/ BA
2007	2/0	54.00	0- 0	.000	0	0	0/0	1.0	6	6	0	1	9/667
2008	3/0	21.60	0- 0	.000	0	0	0/0	1.7	4	3	5	1	8/375
Totals	5/0	33.33	0- 0	.000	0	0	0/0	2.7	10	9	5	2	17/588

Doug Gillespie (Neosho, Mo./Neosho High School)

	G/GS	ERA	W- L	Pct.	Sv	CG	ShO	IP	ER	H	BB	SO	AB/ BA
1997	6/0	8.64	1- 0	1.00	1	0	0/0	8.3	8	12	7	8	37/324
1998	2/0	12.27	1- 0	1.000	0	0	0/0	3.7	5	6	4	4	16/375
1999	1/0	81.00	0- 0	.000	0	0	0/0	0.7	6	5	2	1	7/714
2000	6/0	7.50	1- 0	1.000	0	0	0/0	6.0	5	8	3	4	27/296
Totals	15/0	11.57	3- 0	1.000	1	0	0/0	18.7	24	31	16	17	87/356

Gonzolo Gonzalez (Oceanside, Calif./Southwestern Oregon Community College)

	G/GS	ERA	W- L	Pct.	Sv	CG	ShO	IP	ER	H	BB	SO	AB/ BA
2012	12/2	12.46	0- 2	.000	0	0	0/0	26.0	36	51	10	15	126/405
2013	9/0	4.66	0- 0	.000	0	0	0/0	9.7	5	6	6	10	42/310
Totals	21/2	10.34	0- 2	.000	0	0	0/0	35.7	41	57	16	25	168/339

Tony Gray (Willard, Mo./Labette Community College)

	G/GS	ERA	W- L	Pct.	Sv	CG	ShO	IP	ER	H	BB	SO	AB/ BA
1995	8/1	10.80	0- 0	.000	1	0	0/0	11.7	14	22	8	4	58/379
1996	6/0	16.50	0- 2	.000	2	0	0/2	6.0	11	16	2	0	32/500
Totals	14/1	12.74	0- 2	.000	3	0	0/2	17.7	25	38	10	4	90/422

Caleb Gress (Lawrence, Kan./Neosho County Community College)

	G/GS	ERA	W- L	Pct.	Sv	CG	ShO	IP	ER	H	BB	SO	AB/ BA
2011	11/5	8.00	1- 4	.200	1	0	0/0	27.0	24	48	16	20	118/407
2012	5/1	9.45	0- 1	.000	1	0	0/1	6.7	7	8	3	3	27/296
Totals	16/6	8.28	1- 5	.167	2	0	0/1	33.7	31	56	19	23	145/386

Bert Griggs (Paola, Kan./Kansas State University)

	G/GS	ERA	W- L	Pct.	Sv	CG	ShO	IP	ER	H	BB	SO	AB/ BA
1996	4/2	13.50	0- 0	.000	0	0	0/0	6.7	10	5	12	4	22/227
1997	8/8	9.69	4- 1	.800	0	0	0/0	26.0	28	35	31	17	109/321
Totals	12/10	10.47	4- 1	.800	0	0	0/0	32.7	38	40	43	21	131/305

Michael Grosdidier (St. Paul, Kan./St. Paul High School)

	G/GS	ERA	W- L	Pct.	Sv	CG	ShO	IP	ER	H	BB	SO	AB/ BA
2003	1/0	99.00	0- 0	.000	0	0	0/0	0.0	3	0	3	0	0/000
2004	5/2	6.26	1- 1	.626	0	0	0/0	23.0	16	30	10	22	99/306
2005	20/0	2.21	1- 2	.333	9	0	0/0	20.3	5	26	11	21	85/306
2006	7/0	3.38	1- 0	1.000	5	0	0/0	5.3	2	3	6	7	20/150
Totals	33/2	5.13	3- 3	.500	14	0	0/0	45.6	26	59	30	50	204/289

Derek Gudex (Overland Park, Kan./Blue Valley West High School)

	G/GS	ERA	W- L	Pct.	Sv	CG	ShO	IP	ER	H	BB	SO	AB/ BA
2004	3/0	2.25	0- 0	.225	0	0	0/1	4.0	1	9	2	2	21/429

Maverick Hanna (Olathe, Kan./Johnson Community College)

	G/GS	ERA	W- L	Pct.	Sv	CG	ShO	IP	ER	H	BB	SO	AB/ BA
2023	13/0	5.93	2- 0	1.000	0	0	0/1	13.6	9	9	14	15	49/184

Eric Hansen (Wichita, Kan./Newman University)

	G/GS	ERA	W- L	Pct.	Sv	CG	ShO	IP	ER	H	BB	SO	AB/ BA
2012	11/6	10.55	2- 2	.500	0	0	0/1	36.7	43	58	14	11	161/360
2013	13/9	6.64	4- 3	.571	0	1	0/0	42.0	31	63	18	26	176/358
Totals	24/15	8.46	6- 5	.545	0	1	0/1	78.7	74	121	42	37	337/359

Jake Hanson (Overland Park, Kan./Coffeyville Community College)

	G/GS	ERA	W- L	Pct.	Sv	CG	ShO	IP	ER	H	BB	SO	AB/ BA
1995	13/8	4.40	6- 4	.600	0	4	0/0	57.3	28	65	26	36	229/284
1996	12/8	3.74	4- 2	.667	0	1	0/1	67.3	28	62	35	51	261/238
Totals	25/16	4.04	10- 6	.625	0	5	0/1	124.7	56	127	61	87	490/259

Troy Haragthy (Columbus, Kan./Coffeyville Community College)

	G/GS	ERA	W- L	Pct.	Sv	CG	ShO	IP	ER	H	BB	SO	AB/ BA
1991	6/0	4.26	0- 0	.000	0	0	0/0	12.7	6	21	4	7	58/362

Rich Hastett (Chanute, Kan./Neosho County Community College)

	G/GS	ERA	W- L	Pct.	Sv	CG	ShO	IP	ER	H	BB	SO	AB/ BA
1991	6/2	9.13	0- 2	.000	0	1	0/0	22.7	23	40	17	11	98/408
1992	8/0	8.62	0- 2	.000	0	0	0/0	15.7	15	28	15	9	77/364
Totals	14/2	8.92	0- 4	.000	0	1	0/0	38.3	38	68	32	20	175/389

Kory Naught (Maize, Kan./Independence Community College)

	G/GS	ERA	W- L	Pct.	Sv	CG	ShO	IP	ER	H	BB	SO	AB/ BA
2018	3/0	3.00	0- 0	.000	0	0	0/0	3.0	1	0	4	1	9/000
2019	13/0	4.61	1- 1	.500	2	0	0/0	13.7	7	10	10	13	46/217
Totals	16/0	4.31	1- 1	.500	2	0	0/0	16.7	8	10	14	14	55/182

Jason Nembere (Parsons, Kan./Parsons High School)

	G/GS	ERA	W- L	Pct.	Sv	CG	ShO	IP	ER	H	BB	SO	AB/ BA
1995	2/0	16.20	0- 0	.000	0	0	0/0	1.7	3	2	1	2	7/286

David Henderson (Lenexa, Kan./Johnson County Community College)

	G/GS	ERA	W- L	Pct.	Sv	CG	ShO	IP	ER	H	BB	SO	AB/ BA
2020	7/3	4.15	2- 3	.400	0	0	0/0	21.7	10	19	10	27	81/235
2021	14/14	4.28	7- 5	.583	0	0	0/0	75.7	36	68	23	65	281/242
Totals	21/17	4.28	9- 8	.529	0	0	0/0	97.3	46	87	33	92	362/238

Mark Hendrickson (Arvada, Colo./Colby Community College)

	G/GS	ERA	W- L	Pct.	Sv	CG	ShO	IP	ER	H	BB	SO	AB/ BA
--	------	-----	------	------	----	----	-----	----	----	---	----	----	--------

Player Statistics ('91-pres.)

2001	15/0	6.46	2- 2	.500	0	0	0/0	30.7	22	37	12	12	118/314
2002	11/4	7.76	1- 0	1.00	3	0	0/0	31.3	27	37	19	15	128/289
Totals	26/4	7.11	3- 2	.600	0	1	0/0	62.0	49	74	31	27	246/301
Nick Herrera (Overland Park, Kan./Barton County Community College)													
	G/GS	ERA	W- L	Pct.	Sv	CG	ShO	IP	ER	H	BB	SO	AB/ BA
2010	3/0	31.50	0- 0	.000	0	0	0/0	2.0	7	4	7	1	11/364
2011	6/0	7.20	0- 0	.000	0	0	0/0	5.0	4	4	5	2	17/235
Totals	9/0	14.14	0- 0	.000	0	0	0/0	7.0	11	8	12	3	28/286
Drake Herman (Olathe, Kan./Blue Valley Southwest High School)													
	G/GS	ERA	W- L	Pct.	Sv	CG	ShO	IP	ER	H	BB	SO	AB/ BA
2015	18/0	7.27	4- 0	1.00	0	0	0/0	26.0	21	28	19	34	104/269
2016	12/0	9.00	0- 0	.000	1	0	0/0	13.0	13	19	3	14	57/333
Totals	30/0	7.85	4- 0	1.00	1	0	0/0	39.0	34	47	22	48	161/292
Ryan Hintze (Betteendorf, Iowa/Kirkwood Community College)													
	G/GS	ERA	W- L	Pct.	Sv	CG	ShO	IP	ER	H	BB	SO	AB/ BA
2010	7/4	11.45	0- 4	.000	0	0	0/0	22.0	28	33	20	13	93/355
2011	11/10	3.52	4- 6	.400	0	5	0/0	61.3	24	69	33	33	243/284
Totals	18/14	5.62	4-10	.286	0	5	0/0	83.3	52	102	53	46	336/297
Justice Nyton (Carl Junction, Mo./Carl Junction High School)													
	G/GS	ERA	W- L	Pct.	Sv	CG	ShO	IP	ER	H	BB	SO	AB/ BA
2017	2/0	18.00	0- 0	.000	0	0	0/0	1.0	2	2	0	3	5/400
Peyton Ingalls (Parker Colo./Colby Community College)													
	G/GS	ERA	W- L	Pct.	Sv	CG	ShO	IP	ER	H	BB	SO	AB/ BA
2020	4/2	5.71	1- 0	1.00	0	0	0/0	17.3	11	24	9	9	71/338
2021	16/12	4.92	7- 1	.875	1	0	0/1	64.0	35	66	12	59	249/265
Totals	20/14	5.09	8- 1	.889	1	0	0/1	81.3	46	90	21	68	320/281
Derek Jacobs (Parkland, Fla./Marjory Stoneman Douglas High School)													
	G/GS	ERA	W- L	Pct.	Sv	CG	ShO	IP	ER	H	BB	SO	AB/ BA
2015	6/0	7.11	0- 0	.000	0	0	0/0	6.3	5	5	4	3	24/208
2016	9/0	16.71	0- 0	.000	0	0	0/0	7.0	13	13	7	5	35/371
2017	1/0	9.00	0- 0	.000	0	0	0/0	1.0	1	3	0	0	6/500
Totals	16/0	10.94	0- 0	.000	0	0	0/0	14.3	19	21	11	8	65/360
Ben Jordan (Buena Vista, Colo./Coffeeville Community College)													
	G/GS	ERA	W- L	Pct.	Sv	CG	ShO	IP	ER	H	BB	SO	AB/ BA
2006	2/0	13.50	0- 0	.000	0	0	0/0	1.3	2	3	1	0	6/500
Trent Kavanagh (Pittsburg, Kan./Allen County Community College)													
	G/GS	ERA	W- L	Pct.	Sv	CG	ShO	IP	ER	H	BB	SO	AB/ BA
2009	12/9	6.54	2- 6	.250	0	0	0/1	53.7	39	63	25	28	215/293
2010	4/3	8.50	1- 2	.333	0	0	0/0	18.0	17	23	14	10	75/307
Totals	16/12	7.03	3- 8	.272	0	0	0/1	71.7	56	86	39	38	290/297
Shamus Kearney (Wellsville, Kan./Wellsville High School)													
	G/GS	ERA	W- L	Pct.	Sv	CG	ShO	IP	ER	H	BB	SO	AB/ BA
2016	7/0	10.50	0- 0	.000	0	0	0/0	6.0	7	9	7	5	28/321
2017	3/0	9.00	0- 0	.000	0	0	0/0	3.0	3	4	3	4	14/286
2019	4/0	5.40	0- 0	.000	0	0	0/0	1.7	1	2	1	1	7/286
Totals	14/0	9.25	0- 0	.000	0	0	0/0	10.7	11	15	11	10	49/306
Brad Kinsey (Norman, Okla./Northeastern Oklahoma A&M College)													
	G/GS	ERA	W- L	Pct.	Sv	CG	ShO	IP	ER	H	BB	SO	AB/ BA
2018	12/9	3.40	4- 1	.800	0	0	0/0	45.0	17	48	22	53	179/268
2019	17/15	3.54	7- 3	.700	0	1	1/0	86.3	34	80	48	80	316/253
Totals	29/24	3.50	11- 4	.733	0	1	1/0	131.3	51	128	70	133	495/259
Clint Kinsey (Fairland, Okla./Allen County Community College)													
	G/GS	ERA	W- L	Pct.	Sv	CG	ShO	IP	ER	H	BB	SO	AB/ BA
1999	11/10	5.93	7- 2	.778	1	1	0/0	60.7	40	70	26	35	246/285
2000	12/11	6.97	6- 3	.667	1	3	0/0	60.7	47	84	31	44	264/318
Totals	23/21	6.45	13- 5	.722	2	4	0/0	121.3	87	154	57	79	510/302
Mike Kipp (Scottsdale, Ariz./Neosho County Community College)													
	G/GS	ERA	W- L	Pct.	Sv	CG	ShO	IP	ER	H	BB	SO	AB/ BA
1991	6/3	12.51	0- 3	.000	2	1	0/0	13.7	19	24	10	4	66/364
1992	6/1	5.91	2- 0	1.000	2	0	0/0	10.7	7	13	2	6	42/310
1993	10/0	7.20	1- 0	1.000	3	0	0/0	15.0	12	20	8	11	64/313
Totals	22/4	8.69	3- 3	.500	7	1	0/0	39.3	38	57	20	21	172/331
Thadd Kistler (Ulysses, Kan./Dodge City Community College)													
	G/GS	ERA	W- L	Pct.	Sv	CG	ShO	IP	ER	H	BB	SO	AB/ BA
1994	3/0	7.36	1- 0	1.000	0	0	0/0	3.7	3	4	2	2	16/250
Chris Kick (Manhattan, Kan./Barton County Community College)													
	G/GS	ERA	W- L	Pct.	Sv	CG	ShO	IP	ER	H	BB	SO	AB/ BA
2004	15/11	5.73	5- 5	.577	0	2	2/1	70.7	45	91	16	53	297/306
2005	14/10	3.45	7- 3	.700	1	2	0/0	73.0	28	74	16	74	284/261
Totals	29/21	4.57	12- 8	.600	1	4	2/1	143.7	73	165	32	127	581/284
Jake Kraft (Lenexa, Kan./William Jewell College)													
	G/GS	ERA	W- L	Pct.	Sv	CG	ShO	IP	ER	H	BB	SO	AB/ BA
2011	11/0	15.09	3- 1	.750	2	0	0/0	11.1	19	21	9	7	56/375
Chandler Ladd (Fort Gibson, Okla./Seminoole State College)													
	G/GS	ERA	W- L	Pct.	Sv	CG	ShO	IP	ER	H	BB	SO	AB/ BA
2021	5- 1	4.70	0- 0	.000	0	0	0/1	7.2	4	9	3	4	30/ 300
Brent Lamaster (Lee's Summit, Mo./Raymore-Peculiar High School)													
	G/GS	ERA	W- L	Pct.	Sv	CG	ShO	IP	ER	H	BB	SO	AB/ BA
2006	12/7	5.89	5- 4	.556	0	0	0/0	36.7	24	39	27	20	144/271
Keith Lancaster (Fort Scott, Kan./Fort Scott Community College)													
	G/GS	ERA	W- L	Pct.	Sv	CG	ShO	IP	ER	H	BB	SO	AB/ BA
2005	13/13	5.43	6- 4	.600	0	0	0/0	66.3	40	70	43	52	244/287
Tanner Lane (Webb City, Mo./Fort Scott Community College)													
	G/GS	ERA	W- L	Pct.	Sv	CG	ShO	IP	ER	H	BB	SO	AB/ BA
2019	27/0	2.06	2- 3	.400	13	0	0/0	39.3	9	25	11	40	136/184
2020	7/4	3.93	2- 1	.667	0	0	0/0	18.3	8	24	8	13	76/316
2021	16/0	3.14	3- 1	.750	3	0	0/0	28.3	10	29	11	31	112/259
Totals	50/4	2.65	7- 4	.583	16	0	0/0	86.0	27	68	30	84	324/253
David Large (Fort Scott, Kan./Fort Scott Community College)													
	G/GS	ERA	W- L	Pct.	Sv	CG	ShO	IP	ER	H	BB	SO	AB/ BA
1991	8/6	8.66	0- 7	.000	0	2	0/0	35.3	34	48	14	19	152/316
Colton Larkins (Lee's Summit, Mo./Oral Roberts University)													

Player Statistics ('91-pres.)

	G/GS	ERA	W- L	Pct.	Sv	CG	ShO	IP	ER	H	BB	SO	AB/ BA
2020	12/0	3.12	0- 0	0.00	1	0	0/0	17.3	6	14	5	22	62/226
Trent Latta (Jola, Kan./Neosho Community College)													
	G/GS	ERA	W- L	Pct.	Sv	CG	ShO	IP	ER	H	BB	SO	AB/ BA
2017	3- 3	20.77	0- 2	.000	0	0	0/0	4.3	10	7	9	3	19/368
Damon Lawrence (Tempe, Ariz./Arizona Western College)													
	G/GS	ERA	W- L	Pct.	Sv	CG	ShO	IP	ER	H	BB	SO	AB/ BA
1997	16/10	5.88	6- 4	.600	2	2	0/0	75.0	49	96	34	54	310/310
1998	12/8	4.76	5- 4	.556	1	4	0/0	58.7	31	80	16	48	251/319
Totals	28/18	5.39	11- 8	.579	3	6	0/0	133.7	80	176	50	102	561/314
Tanner Leslie (Haysville, Kan./Butler Community College)													
	G/GS	ERA	W- L	Pct.	Sv	CG	ShO	IP	ER	H	BB	SO	AB/ BA
2023	18/8	4.84	4- 4	.500	2	0	0/0	70.6	38	73	16	49	272/268
Cort Lesmeister (Raymore, Mo./Raymore-Peculiar High School)													
	G/GS	ERA	W- L	Pct.	Sv	CG	ShO	IP	ER	H	BB	SO	AB/ BA
2014	11/10	4.74	3- 5	.375	0	4	1/0	57.0	30	68	12	31	228/298
2015	7/7	9.55	2- 3	.400	0	0	0/0	21.7	23	34	12	15	89/382
2016	17/5	9.89	0- 5	.000	0	0	0/0	33.7	37	58	23	20	150/387
2017	23- 1	9.26	0- 1	.000	5	0	0/0	23.3	24	38	4	22	102/373
2018	16/0	3.04	1- 2	.333	0	0	0/0	26.7	9	27	8	22	102/265
Totals	74/23	6.82	6-16	.273	5	4	1/0	162.4	123	225	59	110	671/335
Tyler Link (Cherry Hills Village, Colo./Kansas City Kansas CC)													
	G/GS	ERA	W- L	Pct.	Sv	CG	ShO	IP	ER	H	BB	SO	AB/ BA
2010	11/1	9.69	0- 2	.000	0	0	0/0	13.0	14	18	18	6	53/340
2011	13/3	6.44	2- 2	.500	0	0	0/0	36.3	26	59	14	18	157/376
Totals	24/4	7.30	2- 4	.333	0	0	0/0	49.3	40	77	32	24	210/367
Jeff Lohse (Louisburg, Kan./Johnson County Community College)													
	G/GS	ERA	W- L	Pct.	Sv	CG	ShO	IP	ER	H	BB	SO	AB/ BA
1995	7/3	4.61	1- 3	.250	1	2	1/0	27.3	14	35	11	15	113/310
1996	6/6	6.43	2- 4	.333	0	1	1/1	28.0	20	31	17	20	111/279
Totals	13/9	5.53	3- 7	.300	1	3	2/1	55.3	34	66	28	35	224/295
Aron Long (Hansing, Kan./Johnson County Community College)													
	G/GS	ERA	W- L	Pct.	Sv	CG	ShO	IP	ER	H	BB	SO	AB/ BA
2000	16/7	3.93	4- 3	.571	1	3	1/0	66.3	29	73	22	49	259/282
2001	13/2	2.20	3- 1	.750	5	0	0/0	28.7	7	29	7	27	116/250
Totals	29/9	3.41	7- 4	.636	6	3	1/0	95.0	36	102	29	76	375/272
Cason Long (Salina, Kan./Pratt Community College)													
	G/GS	ERA	W- L	Pct.	Sv	CG	ShO	IP	ER	H	BB	SO	AB/ BA
2023	13/7	8.05	0- 1	.000	0	0	0/0	34.6	31	45	27	42	144/313
Zach Lovell (Mindemines, Mo./Liberal High School)													
	G/GS	ERA	W- L	Pct.	Sv	CG	ShO	IP	ER	H	BB	SO	AB/ BA
2012	7/0	24.55	0- 0	.000	0	0	0/0	3.2	10	8	3	3	18/444
Kris Loy (Pittsburg, Kan./Pittsburg High School)													
	G/GS	ERA	W- L	Pct.	Sv	CG	ShO	IP	ER	H	BB	SO	AB/ BA
1997	13/1	5.91	1- 0	1.000	0	0	0/0	21.3	14	23	19	14	85/271
1998	9/2	5.12	2- 0	1.000	0	0	0/0	19.3	11	18	21	23	75/240
Totals	22/3	5.53	3- 0	1.000	0	0	0/0	40.7	25	41	40	37	160/256
Connor Lungwitz (Wichita, Kan./Wichita State University)													
	G/GS	ERA	W- L	Pct.	Sv	CG	ShO	IP	ER	H	BB	SO	AB/ BA
2019	20/1	3.95	3- 2	.600	0	0	0/0	43.3	19	46	6	31	165/279
Gene Madden (Shawnee, Kan./Allen County Community College)													
	G/GS	ERA	W- L	Pct.	Sv	CG	ShO	IP	ER	H	BB	SO	AB/ BA
1997	11/6	5.40	5- 1	.833	1	3	0/0	46.7	28	53	19	25	191/277
Toby Mantz (Haysville, Kan./Campus High School)													
	G/GS	ERA	W- L	Pct.	Sv	CG	ShO	IP	ER	H	BB	SO	AB/ BA
1991	5/0	3.38	1- 0	1.000	1	0	0/0	8.0	3	8	6	2	30/267
Anthony Martinez (Lyons, Kan./Lyons High School)													
	G/GS	ERA	W- L	Pct.	Sv	CG	ShO	IP	ER	H	BB	SO	AB/ BA
2006	11/1	8.44	0- 1	.000	0	0	0/0	16.0	15	26	7	7	70/371
2007	11/0	5.73	0- 0	.000	0	0	0/0	11.0	7	16	6	4	45/356
2008	4/1	21.60	0- 1	.000	0	0	0/0	5.0	12	12	5	4	28/429
2009	12/1	7.94	0- 2	.000	0	0	0/0	28.3	25	44	11	11	126/349
Totals	38/3	8.80	0- 4	.000	0	0	0/0	60.3	59	98	29	26	269/364
Brandon Martinkus (Shawnee, Kan./Kansas City Kansas Community College)													
	G/GS	ERA	W- L	Pct.	Sv	CG	ShO	IP	ER	H	BB	SO	AB/ BA
2016	14/2	9.96	1- 4	.200	0	0	0/0	28.0	31	47	8	21	122/385
Mitchell Mathis (Overland Park, Kan./Johnson County Community College)													
	G/GS	ERA	W- L	Pct.	Sv	CG	ShO	IP	ER	H	BB	SO	AB/ BA
2010	1/0	0.00	0- 0	.000	0	0	0/0	1.0	0	1	0	1	4/250
Keith Matlock (Chanute, Kan./Murray State University)													
	G/GS	ERA	W- L	Pct.	Sv	CG	ShO	IP	ER	H	BB	SO	AB/ BA
1999	10/6	1.57	4- 0	1.000	0	1	0/0	51.7	9	39	16	56	189/206
2000	12/12	3.30	6- 6	.500	0	6	1/1	73.7	27	79	17	58	293/270
Totals	22/18	2.59	10- 6	.625	0	7	1/1	125.3	36	118	33	114	482/245
Chandler Mauldin (Rockwell, Texas/Northeast Texas Community College)													
	G/GS	ERA	W- L	Pct.	Sv	CG	ShO	IP	ER	H	BB	SO	AB/ BA
2020	6/6	3.95	2- 2	.500	0	0	0/0	27.3	12	30	6	25	106/283
2021	8/0	3.18	0- 0	.000	1	0	0/2	11.3	4	15	7	9	49/306
Totals	14/6	3.72	2- 2	.500	1	0	0/2	38.7	16	45	13	34	155/295
Ross McCullough (Frontenac, Kan./Labette County Community College)													
	G/GS	ERA	W- L	Pct.	Sv	CG	ShO	IP	ER	H	BB	SO	AB/ BA
2003	5/1	2.08	1- 0	1.000	1	1	0/0	13.0	3	13	2	9	46/283
2006	6/1	9.90	0- 0	.000	1	0	0/0	10.0	11	17	4	3	43/395
Totals	11/2	5.48	1- 0	1.00	2	1	0/0	23.0	14	30	6	12	89/157
Tyler McGrew (Joplin, Mo./Neosho Community College)													
	G/GS	ERA	W- L	Pct.	Sv	CG	ShO	IP	ER	H	BB	SO	AB/ BA
2019	14/3	4.74	0- 1	.000	0	0	0/0	19.0	10	26	14	22	80/325
Ryan McKay (Wichita, Kan./Maize High School)													
	G/GS	ERA	W- L	Pct.	Sv	CG	ShO	IP	ER	H	BB	SO	AB/ BA
2013	31/0	1.51	4- 1	.800	5	0	0/0	35.7	6	21	17	42	115/183
2014	19/0	2.68	3- 3	.500	6	0	0/0	37.0	11	35	16	39	138/254

Player Statistics ('91-pres.)

2015	18/0	2.77	0- 2	.000	8	0	0/0	26.0	8	25	14	21	97/258
2016	16/8	8.34	2- 6	.250	4	0	0/0	41.0	38	44	29	18	157/280
Totals	84/8	4.06	9-12	.429	23	0	0/0	139.7	63	125	76	120	507/247

Jordan Mendenhall (Clinton, Mo./Clinton High School)

	G/GS	ERA	W- L	Pct.	Sv	CG	Sho	IP	ER	H	BB	SO	AB/ BA
2020	3/0	10.80	0- 0	0.00	0	0	0/0	3.3	4	4	1	2	14/286
2021	10/0	6.57	0- 0	0.00	1	0	0/1	12.3	9	19	0	11	56/339
Totals	13/0	7.54	0- 0	.000	1	0	0/1	15.7	13	23	1	13	70/313

Kinson Michel (Nixa, Mo./Coffeyville Community College)

2023	1/0	9.00	0- 0	.000	0	0	0/0	1.0	1	2	1	1	5/400
------	-----	------	------	------	---	---	-----	-----	---	---	---	---	-------

Jake Moore (Ottawa, Kan./Johnson County Community College)

	G/GS	ERA	W- L	Pct.	Sv	CG	Sho	IP	ER	H	BB	SO	AB/ BA
2012	12/5	6.67	1- 2	.333	0	0	0/2	27.0	20	38	16	11	107/355
2013	13/0	4.38	0- 0	.000	0	0	0/0	12.3	6	14	9	10	48/292
Totals	25/5	5.95	1- 2	.333	0	0	0/2	39.3	26	52	25	21	155/335

Matt Myers (Bartlesville, Okla./Coffeyville Community College)

	G/GS	ERA	W- L	Pct.	Sv	CG	Sho	IP	ER	H	BB	SO	AB/ BA
1995	2/1	18.00	0- 1	.000	0	0	0/0	4.0	8	8	3	2	20/400

Tom Moody (Leavenworth, Kan./Leavenworth High School)

	G/GS	ERA	W- L	Pct.	Sv	CG	Sho	IP	ER	H	BB	SO	AB/ BA
1992	7/1	4.05	1- 2	.333	0	1	0/0	20.0	9	25	9	13	79/316

Kevin Murphy (Belton, Mo./Belton High School)

	G/GS	ERA	W- L	Pct.	Sv	CG	Sho	IP	ER	H	BB	SO	AB/ BA
1994	5/2	9.00	1- 0	1.000	0	0	0/0	14.0	14	11	11	7	51/216
1995	7/3	6.41	4- 0	1.000	0	0	0/0	26.7	19	32	17	8	102/314
1996	12/3	2.67	3- 1	.750	1	0	0/0	30.3	9	29	11	14	113/257
1997	12/10	5.18	5- 3	.625	0	1	0/0	48.7	28	56	20	32	199/281
Totals	36/18	5.26	13- 4	.765	1	1	0/0	119.7	70	128	59	61	465/275

Zach Nagel (Sioux Falls, S.D./Butler Community College)

	G/GS	ERA	W- L	Pct.	Sv	CG	Sho	IP	ER	H	BB	SO	AB/ BA
2022	21/1	5.12	4- 1	.800	1	0	0/0	38.6	22	38	20	29	148/257
2023	6/0	20.25	0- 1	.000	0	0	0/0	4.0	9	6	5	2	19/316
Totals	27/1	8.54	4- 2	.667	1	0	0/0	42.6	31	44	25	31	167/263

Dave Notebook (Granville, Iowa/Johnson County Community College)

	G/GS	ERA	W- L	Pct.	Sv	CG	Sho	IP	ER	H	BB	SO	AB/ BA
1996	2/1	12.60	0- 1	.000	0	0	0/0	5.0	7	10	4	1	24/417
1997	5/0	5.79	0- 0	.000	0	0	0/0	4.7	3	7	2	2	20/350
Totals	7/1	9.31	0- 1	.000	0	0	0/0	9.7	10	17	6	3	44/386

Kraig Oertle (Pittsburg, Kan./Allen County Community College)

	G/GS	ERA	W- L	Pct.	Sv	CG	Sho	IP	ER	H	BB	SO	AB/ BA
1991	1/0	9.00	0- 0	.000	0	0	0/0	1.0	1	2	1	2	5/400
1992	1/0	0.00	0- 0	.000	0	0	0/0	0.7	0	2	1	0	4/500
Totals	2/0	5.40	0- 0	.000	0	0	0/0	1.7	1	4	2	2	9/444

Andy Pagnozzi (Fayetteville, Ark./Ole Miss University)

	G/GS	ERA	W- L	Pct.	Sv	CG	Sho	IP	ER	H	BB	SO	AB/ BA
2018	17/4	8.59	3- 2	.600	0	0	0/0	44.0	42	60	25	36	177/339

Paul Panduro (Scottsbluff, Neb./Western Nebraska College)

	G/GS	ERA	W- L	Pct.	Sv	CG	Sho	IP	ER	H	BB	SO	AB/ BA
2022	15/4	8.44	1- 4	.200	0	1	1/0	26.6	25	26	23	33	104/250
2023	16/0	9.13	3- 2	.600	2	0	0/0	22.6	23	32	13	29	93/344
Totals	31/4	8.76	4- 6	.400	2	1	1/0	49.3	48	58	36	62	197/294

Brett Parsons (Lee's Summit, Mo./Lee's Summit High School)

	G/GS	ERA	W- L	Pct.	Sv	CG	Sho	IP	ER	H	BB	SO	AB/ BA
1999	7/0	3.48	1- 0	1.000	1	0	0/0	10.3	4	13	4	13	44/295
2000	11/6	9.87	2- 3	.400	1	0	0/1	13.0	34	40	35	27	131/305
2001	11/8	7.85	2- 4	.333	0	0	0/0	47.0	41	50	47	44	190/263
2002	14/14	3.99	7- 4	.636	0	6	1/0	85.7	38	85	35	113	335/254
Totals	43/28	6.05	12-11	.522	2	6	1/1	174.0	117	188	121	197	700/269

Craig Peltier (Tulsa, Okla./Independence Community College)

	G/GS	ERA	W- L	Pct.	Sv	CG	Sho	IP	ER	H	BB	SO	AB/ BA
2003	9/5	6.50	4- 3	.571	2	3	0/0	36.0	26	55	10	17	156/353
2004	13/12	4.94	4- 7	.494	0	2	0/0	71.0	39	82	24	41	280/293
Totals	22/17	11.44	8-10	.547	2	5	0/0	107.0	65	137	34	58	436/314

Nate Percy (Pittsburg, Kan./Pittsburg High School)

	G/GS	ERA	W- L	Pct.	Sv	CG	Sho	IP	ER	H	BB	SO	AB/ BA
2009	2/0	31.50	0- 0	.000	0	0	0/0	2.0	7	6	1	1	12/500

Kyle Petty (Owasso, Okla./Independence Community College)

	G/GS	ERA	W- L	Pct.	Sv	CG	Sho	IP	ER	H	BB	SO	AB/ BA
2019	5/0	23.14	0- 0	.000	0	0	0/0	2.3	6	10	1	5	17/588

Eric Peterson (Lawrence, Kan./Johnson County Community College)

	G/GS	ERA	W- L	Pct.	Sv	CG	Sho	IP	ER	H	BB	SO	AB/ BA
2005	5/2	3.10	1- 0	1.000	0	0	0/0	20.3	7	19	13	12	75/253
2007	8/7	10.69	1- 4	.250	0	0	0/0	32.0	38	60	20	16	141/426
Totals	13/9	7.74	2- 4	.333	0	0	0/0	52.3	45	79	33	28	216/366

Brad Phillips (Lee's Summit, Mo./Lee's Summit North High School)

	G/GS	ERA	W- L	Pct.	Sv	CG	Sho	IP	ER	H	BB	SO	AB/ BA
2011	9/0	4.05	1- 0	1.000	1	0	0/0	6.7	3	10	4	5	29/345
2012	1/0	7.71	0- 0	.000	0	0	0/0	2.3	2	4	0	1	10/400
Totals	10/0	5.00	1- 0	1.000	1	0	0/0	9.0	5	14	4	6	39/359

Dawson Pomeroy (Topeka, Kan./Campbell University)

	G/GS	ERA	W- L	Pct.	Sv	CG	Sho	IP	ER	H	BB	SO	AB/ BA
2020	7/0	6.75	1- 0	1.000	1	0	0/0	8	6	13	3	13	36/361
2021	12/0	1.37	3- 0	1.000	6	0	0/0	19.6	3	6	4	27	64/094
2023	20/0	10.80	0- 2	.000	3	0	0/0	18.3	22	22	23	24	77/286
Totals	39/0	6.07	4- 2	.667	10	0	0/0	46.0	31	41	30	64	177/232

Jason Porta (Overland Park, Kan./Blue Valley West High School)

	G/GS	ERA	W- L	Pct.	Sv	CG	Sho	IP	ER	H	BB	SO	AB/ BA
2006	10/0	18.90	0- 0	.000	0	0	0/0	13.3	28	35	11	5	71/493
2007	9/3	6.00	1- 2	.333	0	0	0/0	27.0	18	40	5	15	113/354

Player Statistics ('91-pres.)

2008	16/1	6.84	2- 2	.500	2	0	0/0	25.0	19	38	12	17	108/352
Totals	35/4	8.96	3- 4	.429	2	0	0/0	65.3	65	113	28	37	292/387
Nate Postlethwait (Valley City, Kan./Allen Community College)													
	G/GS	ERA	W- L	Pct.	Sv	CG	Sho	IP	ER	H	BB	SO	AB/ BA
2020	4/0	15.43	0- 0	0.00	0	0	0/0	4.2	8	8	2	3	20/400
Zach Potter (Arkansas City, Kan./Cowley County Community College)													
	G/GS	ERA	W- L	Pct.	Sv	CG	Sho	IP	ER	H	BB	SO	AB/ BA
2009	2/0	16.20	0- 0	.000	0	0	0/0	3.3	6	6	3	0	14/428
2010	6/0	7.88	0- 1	.000	0	0	0/0	8.0	7	9	6	7	30/300
Totals	8/0	10.35	0- 1	.000	0	0	0/0	11.3	13	15	9	7	44/341
Anthony Powell (Louisburg, Kan./Louisburg High School)													
	G/GS	ERA	W- L	Pct.	Sv	CG	Sho	IP	ER	H	BB	SO	AB/ BA
2008	9/0	7.71	0- 0	.000	0	0	0/0	11.7	10	22	4	6	56/393
2009	15/7	11.37	1- 7	.125	2	1	0/1	38.0	48	68	20	19	175/388
2010	7/0	12.71	0- 0	.000	1	0	0/0	5.7	8	16	2	2	30/533
2011	10/0	10.64	0- 0	.000	0	0	0/0	11.0	13	20	8	4	46/435
Totals	41/7	10.66	1- 7	.125	3	1	0/1	66.7	79	126	34	31	307/410
Brett Power (Salina, Kan./Fort Hays State University)													
	G/GS	ERA	W- L	Pct.	Sv	CG	Sho	IP	ER	H	BB	SO	AB/ BA
2001	14/11	8.04	4- 6	.400	0	1	0/0	56.0	50	80	15	33	244/328
Brad Price (Riverton, Kan./Allen County Community College)													
	G/GS	ERA	W- L	Pct.	Sv	CG	Sho	IP	ER	H	BB	SO	AB/ BA
2000	15/10	5.74	6- 2	.750	0	4	0/0	58.0	37	81	9	45	244/332
2001	11/11	7.04	3- 5	.375	0	3	0/0	55.0	43	89	15	30	247/360
Totals	26/21	6.37	9- 7	.563	0	7	0/0	113.0	80	170	24	75	491/346
Tyler Quick (Lombard, Ill./Triton College)													
	G/GS	ERA	W- L	Pct.	Sv	CG	Sho	IP	ER	H	BB	SO	AB/ BA
2017	5/1	18.00	0- 1	.000	0	0	0/0	3.00	6	6	6	1	13/462
Greg Rawlings (Lenexa, Kan./Shawnee Mission Northwest High School)													
	G/GS	ERA	W- L	Pct.	Sv	CG	Sho	IP	ER	H	BB	SO	AB/ BA
2005	2/0	9.00	0- 0	.000	0	0	0/0	2.0	2	2	1	2	8/250
2006	1/0	0.00	0- 0	.000	0	0	0/0	1.0	0	0	1	0	2/000
2007	16/5	4.24	4- 4	.500	0	1	0/0	40.3	25	38	14	16	149/255
2008	6/0	24.55	0- 1	.000	0	0	0/0	3.7	10	14	2	4	24/583
Totals	25/5	7.09	4- 5	.444	0	1	0/0	47.0	37	54	18	22	183/295
Buster Reidick (Frontenac, Kan./Frontenac High School)													
	G/GS	ERA	W- L	Pct.	Sv	CG	Sho	IP	ER	H	BB	SO	AB/ BA
2012	4/0	9.95	0- 0	.000	0	0	0/0	6.3	7	13	7	3	31/419
Chris Reddout (Bartlesville, Okla./Barton County Community College)													
	G/GS	ERA	W- L	Pct.	Sv	CG	Sho	IP	ER	H	BB	SO	AB/ BA
2004	6/4	6.46	3- 1	.659	1	2	1/0	23.7	17	27	14	18	95/284
2005	11/11	7.82	6- 4	.600	0	1	0/0	48.3	42	78	20	32	206/379
2006	15/13	5.62	6- 5	.546	0	1	0/0	75.3	47	94	27	50	307/306
Totals	32/28	6.48	15- 10	.600	1	4	1/0	147.3	106	199	61	100	608/327
Dallas Reed (San Diego, Calif./Mt. San Antonio College)													
	G/GS	ERA	W- L	Pct.	Sv	CG	Sho	IP	ER	H	BB	SO	AB/ BA
2018	1/0	27.00	0- 0	.000	0	0	0/0	0.3	1	1	2	0	2/500
Todd Reed (Wichita, Kan./Cowley Community College)													
	G/GS	ERA	W- L	Pct.	Sv	CG	Sho	IP	ER	H	BB	SO	AB/ BA
1992	6/4	9.13	0- 4	.000	0	0	0/0	22.7	23	39	12	9	103/379
1993	6/2	15.00	0- 2	.000	0	0	0/0	9.0	15	13	15	5	43/302
Totals	12/6	10.80	0- 6	.000	0	0	0/0	31.7	38	52	27	14	146/356
Justin Rehmet (Chanute, Kan./Chanute High School)													
	G/GS	ERA	W- L	Pct.	Sv	CG	Sho	IP	ER	H	BB	SO	AB/ BA
1998	9/3	4.19	2- 0	1.000	0	1	0/0	34.3	16	46	12	20	141/326
1999	7/1	10.95	1- 1	.500	0	0	0/0	12.3	15	22	8	5	56/393
Totals	16/4	5.98	3- 1	.750	0	1	0/0	46.7	31	68	20	25	197/345
Matt Reilly (Overland Park, Kan./Blue Valley West High School)													
	G/GS	ERA	W- L	Pct.	Sv	CG	Sho	IP	ER	H	BB	SO	AB/ BA
2012	3/0	31.50	0- 0	.000	0	0	0/0	2.0	7	9	3	1	15/600
2013	10/0	13.91	0- 0	.000	0	0	0/0	11.0	17	19	4	10	52/365
2014	6/0	6.75	0- 0	.000	0	0	0/0	5.3	4	6	2	6	21/286
Totals	19/0	13.77	0- 0	.000	0	0	0/0	18.3	28	34	9	17	88/418
Dante Richardson (Pittsburg, Kan./Independence Community College)													
	G/GS	ERA	W- L	Pct.	Sv	CG	Sho	IP	ER	H	BB	SO	AB/ BA
2017	14/9	5.74	2- 3	.400	0	0	0/0	53.3	34	63	36	46	216/292
2018	14/7	8.45	1- 2	.300	0	0	0/0	33.0	31	38	19	33	132/288
2019	15/2	2.77	2- 1	.667	0	1	0/0	39.0	12	28	19	50	142/197
Totals	43/18	5.53	5- 6	.455	0	1	0/0	125.3	77	129	74	129	490/263
Spence Rigdon (Bartlesville, Okla./Kansas City Kansas Community College)													
	G/GS	ERA	W- L	Pct.	Sv	CG	Sho	IP	ER	H	BB	SO	AB/ BA
1994	9/8	5.28	1- 5	.167	0	0	0/0	44.3	26	44	33	32	176/250
1995	8/6	6.29	0- 2	.000	0	0	0/0	24.3	17	24	32	12	86/279
Totals	17/14	5.64	1- 7	.125	0	0	0/0	68.7	43	68	65	44	262/260
Caleb Rogge (St. George, Kan./Northeastern Oklahoma A&M University)													
	G/GS	ERA	W- L	Pct.	Sv	CG	Sho	IP	ER	H	BB	SO	AB/ BA
2020	1/0	0.00	0- 0	.000	0	0	0/0	1	0	0	0	0	3/000
2021	5/0	6.30	0- 0	.000	0	0	0/0	10	7	12	4	11	37/324
Totals	6/0	6.30	0- 0	.000	0	0	0/0	11	7	12	4	11	40/162
Justin Root (Lee's Summit, Mo./Lee's Summit North High School)													
	G/GS	ERA	W- L	Pct.	Sv	CG	Sho	IP	ER	H	BB	SO	AB/ BA
2019	22/3	3.00	4- 1	1.000	0	0	0/0	45	15	39	12	36	164/238
2020	8/1	7.40	1- 0	1.000	0	0	0/0	20.7	17	26	9	24	80/325
2021	22/2	3.60	3- 1	.750	2	0	0/1	45.0	18	45	9	21	167/269
Totals	42/6	4.38	8- 2	.800	2	0	0/1	110.7	50	110	30	81	411/277
Ty Rowe (Baxter Springs, Kan./Cowley County Community College)													
	G/GS	ERA	W- L	Pct.	Sv	CG	Sho	IP	ER	H	BB	SO	AB/ BA
2014	6/0	9.95	0- 0	.000	0	0	0/0	6.3	7	15	4	5	33/455
2016	24/0	5.70	4- 3	.571	0	0	0/0	36.3	23	50	17	33	160/313
2017	27/0	3.65	5- 0	1.000	1	0	0/0	61.7	25	63	21	47	237/266

Player Statistics ('91-pres.)

Totals	57/0	6.43	9- 3	.524	1	0	0/0	104.3	55	128	42	85	430/345
Max Sanborn (Prairie Village, Kan./Shawnee Mission East High School)													
	G/GS	ERA	W- L	Pct.	Sv	CG	ShO	IP	ER	H	BB	SO	AB/ BA
2016	10/1	20.00	0- 0	.000	0	0	0/0	9.0	20	24	12	9	47/511
Alex Scheil (Meriden, Kan./Allen County Community College)													
	G/GS	ERA	W- L	Pct.	Sv	CG	ShO	IP	ER	H	BB	SO	AB/ BA
2010	10/8	5.68	3- 3	.500	0	4	0/0	57.0	36	68	17	40	233/292
2011	11/11	4.65	1- 7	.125	0	1	0/0	71.7	37	79	18	56	277/285
Totals	21/19	5.10	4-10	.286	0	5	0/0	128.7	73	147	35	96	510/288
Kraig Schenker (Oswego, Kan./Oswego High School)													
	G/GS	ERA	W- L	Pct.	Sv	CG	ShO	IP	ER	H	BB	SO	AB/ BA
1991	5/1	7.15	0- 1	.000	1	0	0/0	11.3	9	18	4	6	46/391
1992	5/1	24.75	0- 1	.000	0	0	0/0	4.0	11	13	1	1	24/542
Totals	7/2	11.74	0- 2	.000	1	0	0/0	15.3	20	31	5	7	70/443
Paul Schmichels (Fort Scott, Kan./Lambuth College)													
	G/GS	ERA	W- L	Pct.	Sv	CG	ShO	IP	ER	H	BB	SO	AB/ BA
1994	12/11	6.25	4- 3	.571	0	1	0/0	59.0	41	67	51	53	237/283
Scott Schultz (Elkhorn, Neb./University of Nebraska)													
	G/GS	ERA	W- L	Pct.	Sv	CG	ShO	IP	ER	H	BB	SO	AB/ BA
1998	8/0	5.91	0- 1	.000	5	0	0/0	10.7	7	11	11	10	39/282
1999	7/0	4.76	1- 0	1.000	2	0	0/1	5.7	3	5	2	4	19/263
Totals	15/0	5.51	1- 1	.500	7	0	0/1	16.3	10	16	13	14	58/276
Kyle Sellers (Lawson, Mo./Lawson High School)													
	G/GS	ERA	W- L	Pct.	Sv	CG	ShO	IP	ER	H	BB	SO	AB/ BA
2015	1/0	16.20	0- 0	.000	0	0	0/0	1.7	3	8	0	1	13/615
Levi Shaffer (Parsons, Kan./Labette Community College)													
	G/GS	ERA	W- L	Pct.	Sv	CG	ShO	IP	ER	H	BB	SO	AB/ BA
1999	3/1	17.18	0- 1	.000	0	0	0/1	7.3	14	16	5	9	34/471
2000	4/1	9.82	0- 0	.000	0	0	0/2	3.7	4	4	1	4	16/250
2001	4/2	19.06	0- 1	.000	0	0	0/0	5.7	12	15	7	3	32/469
Totals	11/4	16.20	0- 2	.000	0	0	0/3	16.7	30	35	13	16	82/427
Travis Shaffer (McCune, Kan./Neosho County Community College)													
	G/GS	ERA	W- L	Pct.	Sv	CG	ShO	IP	ER	H	BB	SO	AB/ BA
1991	12/10	5.34	5- 4	.556	0	3	0/0	57.3	34	62	46	55	224/277
1992	9/8	3.83	3- 4	.429	0	4	0/0	47.0	20	38	26	51	175/217
Totals	21/18	4.66	8- 8	.500	0	7	2/0	104.3	54	100	72	106	399/251
Justin Shaw (Silver Lake, Kan./Allen County Community College)													
	G/GS	ERA	W- L	Pct.	Sv	CG	ShO	IP	ER	H	BB	SO	AB/ BA
1997	7/2	12.41	0- 1	.000	0	0	0/0	12.3	17	29	9	7	67/433
1998	13/6	5.67	3- 2	.600	1	1	0/0	46.0	29	64	23	34	192/333
Totals	20/8	7.10	3- 3	.500	1	1	0/0	58.3	46	93	32	41	259/359
Daniel Shepard (Independence Kan./Independence High School)													
	G/GS	ERA	W- L	Pct.	Sv	CG	ShO	IP	ER	H	BB	SO	AB/ BA
2004	6/0	8.31	0- 0	.000	0	0	0/1	8.7	8	12	5	13	38/316
2005	17/0	5.49	2- 2	.500	1	0	0/0	19.7	12	21	12	16	79/266
2006	15/0	5.21	0- 1	.000	5	0	0/0	19.0	11	31	8	17	80/388
Totals	38/0	5.90	2- 3	.400	6	0	0/1	47.3	31	64	25	46	197/325
Bennett Scherer (Lake Lotawana, Mo./Butler Community College)													
	G/GS	ERA	W- L	Pct.	Sv	CG	ShO	IP	ER	H	BB	SO	AB/ BA
2020	5/0	10.12	0- 0	.000	0	0	0/0	2.7	3	2	3	2	9/222
2021	11/0	4.76	0- 0	.000	0	0	0/0	5.2	3	9	2	6	23/391
Totals	16/0	6.75	0- 0	.000	0	0	0/0	8	6	11	5	8	32/307
Zac Shoemaker (Aurora, Mo./Missouri Southern State University)													
	G/GS	ERA	W- L	Pct.	Sv	CG	ShO	IP	ER	H	BB	SO	AB/ BA
2023	15/15	4.60	9- 3	.750	0	0	0/0	76.3	39	73	16	105	290/252
Chris Shorter (Lockwood, Mo./Southwest Missouri State University)													
	G/GS	ERA	W- L	Pct.	Sv	CG	ShO	IP	ER	H	BB	SO	AB/ BA
1998	7/6	10.80	3- 1	.750	0	0	0/0	25.0	30	46	23	23	121/380
1999	12/7	5.13	5- 1	.833	0	1	1/1	47.3	27	47	22	44	188/250
Totals	19/13	7.09	8- 2	.800	0	1	1/1	72.3	57	93	45	67	309/301
Justin Shorter (Lockwood, Mo./Allen County Community College)													
	G/GS	ERA	W- L	Pct.	Sv	CG	ShO	IP	ER	H	BB	SO	AB/ BA
1995	9/8	3.86	5- 2	.714	0	3	0/0	56.0	24	54	23	19	217/249
1996	11/10	5.66	4- 4	.500	0	3	0/0	68.3	43	86	29	35	279/308
Totals	20/18	4.85	9- 6	.600	0	6	0/0	124.3	67	140	52	54	496/282
Andy Smith (Pittsburg, Kan./Cowley County Community College)													
	G/GS	ERA	W- L	Pct.	Sv	CG	ShO	IP	ER	H	BB	SO	AB/ BA
2005	3/0	3.38	0- 0	.000	0	0	0/0	2.7	1	1	5	4	7/143
2006	1/0	27.00	0- 0	.000	0	0	0/0	1.0	3	3	3	0	5/600
2007	5/0	7.88	0- 1	.000	0	0	0/0	8.0	7	15	4	5	37/405
Totals	9/0	8.46	0- 1	.000	0	0	0/0	11.7	11	19	12	9	49/388
Derek Smith (Redding, Calif./The Masters College)													
	G/GS	ERA	W- L	Pct.	Sv	CG	ShO	IP	ER	H	BB	SO	AB/ BA
2003	17/0	3.00	5- 1	.833	4	0	0/0	27.0	9	29	4	26	106/274
2004	19/0	2.59	4- 1	.800	11	0	0/0	24.3	7	20	12	25	86/233
Totals	36/0	2.80	9- 2	.818	15	0	0/0	51.3	16	49	16	51	192/255
Mark Smith (Pittsburg, Kan./St. Mary's-Colgan High School)													
	G/GS	ERA	W- L	Pct.	Sv	CG	ShO	IP	ER	H	BB	SO	AB/ BA
2005	3/0	16.20	0- 1	.000	0	0	0/0	3.3	6	6	0	2	16/375
2006	4/0	5.00	0- 0	.000	0	0	0/0	9.0	5	7	3	3	30/233
Totals	7/0	8.05	0- 1	.000	0	0	0/0	12.3	11	13	7	5	46/283
Aaron Snow (Pittsburg, Kan./Fort Scott Community College)													
	G/GS	ERA	W- L	Pct.	Sv	CG	ShO	IP	ER	H	BB	SO	AB/ BA
2014	15/0	9.24	1- 1	.500	0	0	0/0	12.7	13	24	6	10	58/414
2015	13/0	13.50	0- 0	.000	0	0	0/0	11.3	17	14	19	7	44/318
Totals	28/0	11.25	1- 1	.500	0	0	0/0	24.0	30	38	25	17	102/373
Ryan Sorell (Concordia, Kan./Concordia High School)													
	G/GS	ERA	W- L	Pct.	Sv	CG	ShO	IP	ER	H	BB	SO	AB/ BA
2007	9/1	6.33	1- 1	.500	0	0	0/0	22.3	15	32	9	11	88/364

Player Statistics ('91-pres.)

2010	10/12	6.83	5- 6	.455	0	4	0/0	59.3	45	84	23	43	242/	347
2011	12/11	4.03	5- 4	.556	0	4	1/0	60.3	27	71	22	48	242/	293
Totals	31/24	5.51	11-11	.500	0	8	1/0	142.0	87	187	54	102	572/	321
Kyle Sosna (Olathe, Kan./Fort Scott Community College)														
	G/GS	ERA	W- L	Pct.	Sv	CG	Sho	IP	ER	H	BB	SO	AB/	BA
2006	10/9	8.26	4- 1	.800	0	0	0/0	44.7	41	76	11	23	197/	386
Nate Stahl (Pittsburg, Kan./St. Mary's-Colgan High School)														
	G/GS	ERA	W- L	Pct.	Sv	CG	Sho	IP	ER	H	BB	SO	AB/	BA
1996	7/0	5.87	1- 0	1.000	0	0	0/0	15.3	10	22	10	5	68/	324
1997	20/0	7.50	2- 2	.500	4	0	0/0	24.0	20	38	15	17	109/	349
Totals	27/0	6.86	3- 2	.600	4	0	0/0	39.3	30	60	25	22	177/	339
Matt Stalcup (Wellington, Kan./Allen County Community College)														
	G/GS	ERA	W- L	Pct.	Sv	CG	Sho	IP	ER	H	BB	SO	AB/	BA
2012	14/12	3.74	7- 6	.538	1	6	0/1	77.0	32	70	38	92	297/	236
2013	14/12	3.91	7- 4	.636	0	3	0/0	71.3	31	63	33	95	259/	243
Totals	28/24	3.82	14-10	.583	1	9	0/1	148.3	63	133	71	187	556/	239
Matt Strandee (Frontenac, Kan./Frontenac High School)														
	G/GS	ERA	W- L	Pct.	Sv	CG	Sho	IP	ER	H	BB	SO	AB/	BA
2014	9/4	5.67	0- 4	.000	0	0	0/0	27.0	17	27	25	17	100/	270
2015	12/5	8.90	0- 5	.000	0	0	0/0	31.3	31	49	14	13	133/	368
2016	8/1	9.00	0- 0	.000	0	0	0/0	13.0	13	23	5	8	60/	383
Totals	29/10	7.70	0- 9	.000	0	0	0/0	71.3	61	99	44	38	293/	338
Brendan Stanek (Overland Park, Kan./Johnson County Community College)														
	G/GS	ERA	W- L	Pct.	Sv	CG	Sho	IP	ER	H	BB	SO	AB/	BA
2018	15/15	4.10	6- 6	.500	0	2	0/0	83.3	38	95	22	52	332/	286
2019	16/11	5.91	4- 3	.571	0	0	0/1	53.3	35	79	16	33	231/	342
Totals	31/26	5.01	10- 9	.526	0	2	0/1	116.7	73	174	38	85	563/	314
Chuck Stanley (Pittsburg, Kan./Weosho County Community College)														
	G/GS	ERA	W- L	Pct.	Sv	CG	Sho	IP	ER	H	BB	SO	AB/	BA
1991	11/11	3.71	4- 5	.444	0	5	1/0	63.0	26	63	25	66	241/	261
Roger Stanley (Carbondale, Kan./Santa Fe Trail High School)														
	G/GS	ERA	W- L	Pct.	Sv	CG	Sho	IP	ER	H	BB	SO	AB/	BA
1995	1/0	0.00	0- 0	.000	0	0	0/0	0.3	0	1	0	0	2/	500
Jake Stevenson (Carl Junction, Mo./Carl Junction High School)														
	G/GS	ERA	W- L	Pct.	Sv	CG	Sho	IP	ER	H	BB	SO	AB/	BA
2012	14/11	8.79	4- 5	.444	0	0	0/1	56.3	55	92	14	25	241/	382
2013	13/9	7.29	2- 5	.286	0	0	0/0	42.0	34	68	17	25	179/	380
2014	11/4	7.71	0- 2	.000	0	0	0/0	30.3	26	43	13	15	130/	331
2015	12/11	5.53	3- 6	.500	0	1	0/0	53.2	33	69	10	28	215/	321
Totals	50/35	7.33	9-18	.308	0	1	0/1	181.8	148	272	54	93	765/	356
Dustin Storm (Webb City, Mo./Webb City High School)														
	G/GS	ERA	W- L	Pct.	Sv	CG	Sho	IP	ER	H	BB	SO	AB/	BA
1993	10/2	7.71	2- 1	.667	0	0	0/0	32.7	28	52	18	21	143/	364
1994	14/3	2.93	2- 2	.500	0	1	0/0	40.0	13	46	16	23	162/	284
1995	12/8	4.86	4- 2	.667	0	1	1/0	53.7	29	72	18	28	225/	320
1996	15/8	4.50	4- 3	.571	0	2	1/0	52.0	26	59	12	29	214/	276
Totals	51/21	4.84	12- 8	.600	0	4	2/0	178.3	96	229	64	101	744/	308
Brad Stroud (Frontenac, Kan./Frontenac High School)														
	G/GS	ERA	W- L	Pct.	Sv	CG	Sho	IP	ER	H	BB	SO	AB/	BA
2000	1/0	45.00	0- 0	.000	0	0	0/0	1.0	5	3	2	2	6/	500
2001	10/4	9.00	1- 0	1.000	0	0	0/0	23.0	23	37	18	22	98/	378
2002	11/2	4.39	3- 0	1.000	0	2	0/1	26.7	13	24	16	19	99/	242
2003	8/4	11.65	1- 1	.500	0	0	0/0	17.0	22	29	13	20	77/	377
2004	14/13	5.97	8- 2	.599	0	2	1/0	69.3	46	77	49	61	271/	284
Totals	44/23	7.16	13- 3	.717	0	4	1/1	137.0	109	170	98	124	551/	309
Paul Sweeney (Escondido, Calif./Palomar College)														
	G/GS	ERA	W- L	Pct.	Sv	CG	Sho	IP	ER	H	BB	SO	AB/	BA
2002	17/10	3.45	12- 3	.800	2	5	1/0	80.7	31	87	24	59	312/	279
2003	10/7	6.13	3- 5	.375	0	4	0/0	47.0	32	58	13	39	194/	299
Totals	27/17	4.40	15- 8	.652	2	9	1/0	127.7	63	145	37	98	506/	289
Kevin Tarter (Columbus, Kan./Columbus Unified High School)														
	G/GS	ERA	W- L	Pct.	Sv	CG	Sho	IP	ER	H	BB	SO	AB/	BA
1991	5/2	14.04	0- 2	.000	0	0	0/0	8.3	13	15	9	3	37/	405
Nate Templeton (West Des Moines, Iowa/Johnson County Community College)														
	G/GS	ERA	W- L	Pct.	Sv	CG	Sho	IP	ER	H	BB	SO	AB/	BA
2008	14/0	6.23	3- 2	.600	5	0	0/0	17.3	12	14	8	18	64/	219
2009	11/9	7.02	1- 5	.166	0	0	0/0	59.0	46	91	21	34	264/	344
2010	11/10	7.28	4- 4	.500	0	1	0/0	55.6	45	67	22	39	226/	296
Totals	36/19	7.08	8-11	.421	5	1	0/0	131.0	103	172	51	91	554/	310
Parker Tennill (Corpus Christi, Texas/Angelo State University)														
	G/GS	ERA	W- L	Pct.	Sv	CG	Sho	IP	ER	H	BB	SO	AB/	BA
2023	12/1	8.86	2- 2	.500	0	0	0/0	21.3	21	29	14	17	90/	322
Chase Terrell (Linwood, Kan./Kansas City Kansas Community College)														
	G/GS	ERA	W- L	Pct.	Sv	CG	Sho	IP	ER	H	BB	SO	AB/	BA
2023	14/0	5.40	0- 0	.000	0	0	0/0	15	9	24	2	4	64/	375
Tyler Thompson (Steele, Mo./Missouri State University)														
	G/GS	ERA	W- L	Pct.	Sv	CG	Sho	IP	ER	H	BB	SO	AB/	BA
2014	13/11	4.30	5- 5	.500	0	4	1/0	73.3	35	73	24	77	285/	256
Tripp Tucker (Lamar, Mo./Lamar High School)														
	G/GS	ERA	W- L	Pct.	Sv	CG	Sho	IP	ER	H	BB	SO	AB/	BA
2016	9/0	12.10	1- 0	1.000	0	0	0/0	9.7	13	14	12	8	37/	378
2017	12- 0	8.24	0- 2	.000	0	0	0/0	18.7	18	25	12	17	78/	321
Totals	21- 0	10.17	1- 2	.333	0	0	0/0	29.4	41	39	24	25	115/	350
Dustin Ulrich (Lee's Summit, Mo./Lee's Summit High School)														
	G/GS	ERA	W- L	Pct.	Sv	CG	Sho	IP	ER	H	BB	SO	AB/	BA
2011	11/0	15.75	0- 1	.000	0	0	0/0	12.0	21	25	7	7	59/	424
2012	6/6	8.16	1- 3	.250	0	1	1/0	28.7	26	37	12	14	112/	330
2013	2/0	0.00	0- 0	.000	0	0	0/0	2.7	0	3	0	1	11/	273
2014	8/3	5.35	1- 1	.500	0	0	0/0	24.3	13	32	5	5	100/	320
Totals	27/9	7.98	2- 5	.286	0	1	1/0	67.7	60	97	24	27	282/	344

Player Statistics ('91-pres.)

Ryan Ulrich (Lee's Summit, Mo./Lee's Summit High School)

	G/GS	ERA	W- L	Pct.	Sv	CG	ShO	IP	ER	H	BB	SO	AB/ BA
2005	9/0	3.45	1- 0	1.000	0	0	0/1	15.7	6	12	6	9	53/226
2006	8/1	10.45	1- 0	1.000	0	0	0/0	10.3	12	16	10	3	41/390
2007	3/0	2.70	0- 0	.000	0	0	0/0	3.3	1	7	1	1	16/438
Totals	20/1	5.84	2- 0	1.000	0	0	0/1	29.3	19	35	17	13	110/318

Blake Vail (Frontenac, Kan./Frontenac High School)

	G/GS	ERA	W- L	Pct.	Sv	CG	ShO	IP	ER	H	BB	SO	AB/ BA
2014	4/0	18.00	0- 0	.000	0	0	0/0	2.0	4	7	4	0	11/455
2015	12/0	8.31	0- 0	.000	0	0	0/0	17.3	16	21	3	7	67/313
2016	4/1	81.00	0- 1	.000	0	0	0/0	1.0	9	8	4	1	12/667
Totals	20/1	12.86	0- 1	.000	0	0	0/0	20.3	29	36	11	8	90/400

Brandon Valentine (Ottawa, Kan./Allen County Community College)

	G/GS	ERA	W- L	Pct.	Sv	CG	ShO	IP	ER	H	BB	SO	AB/ BA
1997	3/0	7.36	0- 0	.000	0	0	0/0	3.7	3	4	6	3	17/235

Ethan Vanderpool (Gravette, Ark./Longview Community College)

	G/GS	ERA	W- L	Pct.	Sv	CG	ShO	IP	ER	H	BB	SO	AB/ BA
2017	16-16	6.70	2- 5	.286	0	0	0/0	49.7	37	82	24	44	225/364
2018	9/2	5.85	2- 1	.666	2	0	0/0	20.0	13	25	13	15	86/291
Totals	25/18	6.46	4- 6	.400	2	0	0/0	69.7	50	107	37	59	311/344

Todd Veeman (Augusta, Kan./Augusta High School)

	G/GS	ERA	W- L	Pct.	Sv	CG	ShO	IP	ER	H	BB	SO	AB/ BA
1992	8/6	4.37	2- 2	.500	0	2	0/0	35.0	17	38	21	25	143/266
1993	7/5	4.58	4- 2	.667	0	1	0/0	37.3	19	37	16	22	153/242
1994	9/9	5.44	5- 2	.714	0	1	1/0	41.3	25	48	20	29	171/281
1995	7/6	5.16	3- 1	.750	0	1	1/0	29.7	17	33	12	17	119/277
Totals	31/26	4.90	14- 7	.667	0	5	2/0	143.3	78	156	69	93	586/266

Miles Wagner (Granbury, Texas/Fort Scott Community College)

	G/GS	ERA	W- L	Pct.	Sv	CG	ShO	IP	ER	H	BB	SO	AB/ BA
2017	2/0	21.60	0- 0	.000	0	0	0/0	1.7	4	6	2	0	11/545

Clint Walker (Altoona, Kan./Altoona-Midway High School)

	G/GS	ERA	W- L	Pct.	Sv	CG	ShO	IP	ER	H	BB	SO	AB/ BA
1996	3/0	10.13	0- 1	.000	1	0	0/0	2.7	3	3	4	3	11/273
1997	5/0	1.17	0- 0	.000	0	0	0/0	7.7	1	8	2	3	33/242
1998	3/2	14.46	2- 0	1.000	0	1	0/0	9.3	15	16	8	7	40/400
Totals	11/2	8.69	2- 1	.667	1	1	0/0	19.7	19	27	14	13	84/321

Willie Walters (Lenexa, Kan./Highland Community College)

	G/GS	ERA	W- L	Pct.	Sv	CG	ShO	IP	ER	H	BB	SO	AB/ BA
1992	5/3	10.26	0- 3	.000	0	0	0/0	16.7	19	25	13	7	77/325
1993	6/5	8.20	1- 4	.200	0	0	0/0	26.3	24	30	19	18	109/275
1994	2/1	3.86	0- 0	.000	0	0	0/0	4.7	2	7	4	2	17/412
Totals	13/9	8.50	1- 7	.125	0	0	0/0	47.7	45	62	36	27	203/305

Dalton Weaver (Riverton, Kan./Neosho Community College)

	G/GS	ERA	W- L	Pct.	Sv	CG	ShO	IP	ER	H	BB	SO	AB/ BA
2019	8/0	3.12	1- 0	1.000	0	0	0/0	8.7	3	7	8	6	30/233
2020	3/0	0.00	0- 0	.000	0	0	0/0	1.0	0	1	4	1	3/333
Totals	11/0	2.78	1- 0	1.000	0	0	0/0	9.7	3	8	12	7	33/283

Durk Wecker (Marysville, Kan./Neosho County Community College)

	G/GS	ERA	W- L	Pct.	Sv	CG	ShO	IP	ER	H	BB	SO	AB/ BA
2007	8/6	8.45	1- 3	.250	0	1	0/0	33.0	31	50	12	33	142/352

Parker Weddle (Kansas City, Mo./University of Nebraska-Omaha)

	G/GS	ERA	W- L	Pct.	Sv	CG	ShO	IP	ER	H	BB	SO	AB/ BA
2023	22/2	3.86	2- 1	.667	4	0	0/0	30.3	13	27	16	34	118/229

Josh Weems (Blue Springs, Mo./Kansas City Kansas Community College)

	G/GS	ERA	W- L	Pct.	Sv	CG	ShO	IP	ER	H	BB	SO	AB/ BA
1998	11/8	7.04	6- 3	.667	0	4	0/0	47.3	37	51	35	48	196/260
1999	11/7	6.47	4- 3	.571	2	1	0/1	40.3	29	42	22	41	155/271
Totals	22/15	6.78	10- 6	.625	2	5	0/1	87.7	66	93	57	49	351/265

Clay Westbrook (Augusta, Kan./Barton Community College)

	G/GS	ERA	W- L	Pct.	Sv	CG	ShO	IP	ER	H	BB	SO	AB/ BA
2021	9/1	11.30	0- 1	.000	0	0	0/0	14.1	18	25	1	11	68/368

Cody White (Hemet, Calif./California State University Bakersfield)

	G/GS	ERA	W- L	Pct.	Sv	CG	ShO	IP	ER	H	BB	SO	AB/ BA
2018	18/0	2.74	2- 1	.667	11	0	0/0	23.0	7	23	12	31	93/247

Cody Whiting (Spring, Texas/Texas A&M University)

	G/GS	ERA	W- L	Pct.	Sv	CG	ShO	IP	ER	H	BB	SO	AB/ BA
2017	16/14	5.35	4- 6	.400	0	0	0/0	72.3	43	76	42	81	284/268
2018	11/11	5.34	4- 0	1.000	0	0	0/0	55.7	33	54	25	58	211/256
Totals	27/25	5.34	8- 6	.571	0	0	0/0	128	76	130	67	139	495/263

Brett Wieners (Pittsburg, Kan./Neosho Community College)

	G/GS	ERA	W- L	Pct.	Sv	CG	ShO	IP	ER	H	BB	SO	AB/ BA
2022	11/3	7.40	1- 0	1.000	0	0	0/0	20.6	17	26	10	13	86/302
2023	3/0	30.86	0- 0	.000	0	0	0/0	2.3	8	8	1	2	15/533
Totals	14/3	9.78	1- 0	1.000	0	0	0/0	23.0	25	34	11	15	101/337

Carl Wilson (Carl Junction, Mo./Carl Junction High School)

	G/GS	ERA	W- L	Pct.	Sv	CG	ShO	IP	ER	H	BB	SO	AB/ BA
1991	5/1	13.85	0- 1	.000	0	0	0/0	13.0	20	26	14	6	65/400
1992	9/1	7.79	0- 0	.000	0	0	0/0	17.3	15	19	12	18	73/260
1993	6/2	4.24	1- 1	.500	0	1	0/0	23.3	11	22	16	16	87/253
Totals	20/4	7.71	1- 2	.333	0	1	0/0	53.7	46	67	42	40	225/298

Matt Wilson (Plymouth, Minn./Neosho County Community College)

	G/GS	ERA	W- L	Pct.	Sv	CG	ShO	IP	ER	H	BB	SO	AB/ BA
2005	4/0	12.46	0- 0	.000	0	0	0/0	4.3	6	7	7	3	20/350

Andrew Wisner (Wichita, Kan./Butler Community College)

	G/GS	ERA	W- L	Pct.	Sv	CG	ShO	IP	ER	H	BB	SO	AB/ BA
2023	20/0	8.16	1- 1	.500	3	0	0/0	14.3	13	12	9	15	56/214

Shane Wood (Fort Scott, Kan./Baker University)

	G/GS	ERA	W- L	Pct.	Sv	CG	ShO	IP	ER	H	BB	SO	AB/ BA
1992	7/6	7.09	3- 2	.600	0	0	0/0	26.7	21	31	21	14	107/290

Cody Wren (Baxter Springs, Kan./Allen County Community College)

	G/GS	ERA	W- L	Pct.	Sv	CG	ShO	IP	ER	H	BB	SO	AB/ BA
2012	13/0	4.38	1- 2	.333	3	0	0/0	24.2	12	31	8	18	100/310
2013	14/12	6.06	4- 6	.400	0	1	1/0	62.3	42	85	19	47	260/327
Totals	27/12	5.61	5- 8	.385	3	1	1/0	86.7	54	116	27	65	360/322

Player Statistics ('91-pres.)

Chad Wright (Lawrence, Kan./Butler County Community College)

	G/GS	ERA	W-	L	Pct.	Sv	CG	ShO	IP	ER	H	BB	SO	AB/ BA
2004	12/3	6.85	2-	3	.698	0	1	0/0	23.7	18	26	14	16	91/.286

Cole Young (Shawnee, Kan./Kansas City Kansas Community College)

	G/GS	ERA	W-	L	Pct.	Sv	CG	ShO	IP	ER	H	BB	SO	AB/ BA
1996	7/0	6.08	1-	2	.333	1	0	0/0	13.3	9	14	5	11	57/.246
1997	1/0	0.00	0-	0	.000	0	0	0/0	1.0	0	0	2	0	3/.000
Totals	8/0	5.65	1-	2	.333	1	0	0/0	14.3	9	14	7	11	60/.233

Nate Young (Osawatomie, Kan./Osawatomie High School)

	G/GS	ERA	W-	L	Pct.	Sv	CG	ShO	IP	ER	H	BB	SO	AB/ BA
1997	3/1	16.88	0-	0	.000	0	0	0/0	5.3	10	9	7	2	23/.391
1998	1/1	4.50	1-	0	1.000	0	0	0/0	4.0	2	7	2	4	16/.438
Totals	4/2	11.57	1-	0	1.000	0	0	0/0	9.3	12	16	9	6	39/.410

Luke Zeller (Lee's Summit, Mo./Cowley Community College)

	G/GS	ERA	W-	L	Pct.	Sv	CG	ShO	IP	ER	H	BB	SO	AB/ BA
2010	8/1	6.97	0-	3	.000	2	1	0/0	10.3	8	14	12	12	38/.368

All-Time Squad Members

1962

Bowman, Wally
Carter, Ed
Chew, Jerry
Collins, Cliff
Desetto, Andrew
Driver, Fred
Dunbar, Dave
Gill, Bill
Goodwin, Clair
Grenrod, David
Grier, Mike
Harrison, Jim
Hatfield, Gary
Head, Jim
Heydenberk, Jerry
Hooper, George
Howton, Chuck
Kersten, George
Laughlin, Dwight
Lindsey, Ed
McCourt, Tom
McLean, Ben
Pellman, George
Rhea, Ronald
Seever, Don
Steed, Gary
Sturdevant, Chuck
Tash, Dorsey
Trecee, Dwayne
Wilson, Carl
Wilson, Mike
Ortolani, Al - Head Coach
White, Ed - Asst. Coach

1963

Bishop, Bill
Bowman, Wally
Brown, Fred
Carter, Ed
Desetto, Andrew
Fite, Larry
Goodwin, Clair
Harrison, Jim
Hayes, Jerry
Howton, Chuck
Kahmann, Gary
Kirkendoll, Greg
Kirkendoll, Mike
Kunstel, Ken
Laughlin, Dwight
Levans, Jerry
Lewark, Mike
Lindsey, Dave
McLean, Ben
Merritt, Jim
Nakamura, Les
Potts, Jerry
Sturdevant, Chuck
Tash, Dorsey
Thomas, Danny
Ward, Larry
Wilson, Carl
Wilson, Mike
Wright, Jerry
Ortolani Al - Head Coach
McCourt, Tom - Asst. Coach
Wyatt, Jim - Asst. Coach

1964

Bowman, Wally
Brown, Fred
Cassidy, Gary
Haverly, Gary
Howton, Chuck
Kahmann, Gary
Kirkendoll, Dennis
Kirkendoll, Greg
Laughlin, Dwight
Leever, Don
Lindsey, Dave
Nakamura, Les
Mazzie, Carl
Meadows, Don
Merritt, Jim
Mingori, Steve
Smith, Mike
Turner, Warren
Watson, Dennis
Winton, Tom

Wilson, Mike
Ortolani, Al - Head Coach
Sturdevant, Chuck - Asst. Coach

1965

Bailey, Jeff
Brown, Fred
Compton, Kerry
Cassidy, Gary
Eagen, Steve
Harmon, Pat
Henderson, Gary
Kahmann, Gary
Kloster, Gary
Merritt, Jim
Ross, Dave
Swan, Tom
Torrence, Jim
Watson, Dennis
Winton, Tom
Wilson, Mike
Ortolani, Al - Head Coach
Head, Jim - Asst. Coach
Lindsey, Dave - Asst. Coach

1966

Bever, Steve
Cassidy, Gary
Eagen, Steve
Harmon, Pat
Hedges, Jay
Hurst, Barry
Jack, Marvin
King, Jim
Mejia, Rene
Merritt, Jim
Rink, Bill
Ross, Dave
Sigafoose, Jerry
Smith, Mike
Swan, Tom
Torrence, Jim
Tucker, Bill
Watson, Dennis
Wilcox, Bill
Winton, Tom
Ortolani, Al - Head Coach
Page, Don - Asst. Coach
Kersten, George - Asst. Coach

1967

Bever, Steve
Cassidy, Gary
Eagen, Steve
Harmon, Pat
Hedges, Jay
Hurst, Barry
Kunstel, Terry
Long, Richard
Mejia, Rene
Orfotelli, Mike
Rink, Bill
Sage, Marshal
Schieffelbein, Mark
Swan, Tom
Tackett, Terry
Terbovich, Larry
Torrence, Jim
Watson, Dennis
Wilcox, Bill
Ortolani, Al - Head Coach
Calo, John - Asst. Coach
Sears, Dave - Asst. Coach

1968

Back, Bob
Bever, Steve
Brennan, Jim
Brezavar, Don
Brown, V.J.
Broyles, Chuck
Bush, Jim
Cline, Wendell
Ferns, Fran
Foote, Bill
Fowler, Joe
Grimaldi, Gary
Harmon, Pat
Hurst, Barry
Kunstel, Terry

Little, Jim
Long, Richard
McKinnis, Jim
Mejia, Rene
Rink, Bill
Sigmon, Sanford
Swan, Tom
Tackett, Terry
Treadway, Chuck
Ortolani, Al - Head Coach
Torrence, Jim - Asst. Coach
Watson, Dennis - Asst. Coach

1969

Bever, Steve
Brennan, Jim
Brezavar, Don
Brown, V.J.
Bush, Jim
Cline, Wendell
Ferns, Fran
Foote, Bill
Fowler, Joe
Grimaldi, Gary
Hicks, Tom
Hudson, John
Hurst, Barry
Lance, Ray
McKinnis, Jim
Mejia, Rene
Naccarato, Frank
Sigmon, Sanford
Wiskur, Jim
Ortolani, Al - Head Coach
Rink, Bill - Asst. Coach
Ross, Dave - Asst. Coach
Harmon, Pat - Asst. Coach

1970

Beggs, Jim
Brennan, Jim
Brezavar, Don
Cline, Wendell
Dellasega, Steve
Diskin, Jeff
Edwards, Troy
Ferns, Fran
Fowler, Joe
Grimaldi, Gary
Hicks, Tom
Howard, Steve
Hudson, John
Jeck, Dave
Lance, Ray
Milsap, Rex
Naccarato, Frank
Sigmon, Sanford
Smith, Chuck
Tackett, Terry
Ortolani, Al - Head Coach
Mejia, Rene - Asst. Coach
Ross, Dave - Asst. Coach

1971

Clark, Rick
Cline, Wendell
Conley, Al
Debrick, Jim
Dellasega, Steve
Dodson, Doug
Ferns, Fran
Fowler, Joe
Franchione, Dennis
Gardner, Chuck
Grimaldi, Gary
Hudson, John
Jeck, Dave
Lamb, Don
Lance, Ray
Meschewski, Jim
Naccarato, Frank
Putthoff, Greg
Smith, Chuck
Williamson, Barry
Ortolani, Al - Head Coach
Ross, Dave - Asst. Coach
Fowler, Joe - Player/Coach

1972

Dellasega, Steve

Dodson, Doug
Ewan, Rich
Fitts, Greg
Fye, Sam
Jeck, Dave
Knowles, Dave
Lauber, Rich
Love, Randy
Naccarato, Frank
Neill, Pat
Schieffelbein, Paul
Smardo, Steve
Smith, Chuck
Smith, C.E.
Spencer, Alan
Williamson, Barry
Ortolani, Al - Asst. Coach
Clark, Rick - Asst. Coach
Fowler, Joe - Asst. Coach

1991

Bailey, Kyle - RHP
Broyles, Joe - C/RHP
Chapo, Tommy - RHP
Coester, Aaron - OF
Cook, Ken - C
Cook, Phil - INF
DeWitt, Danny - RHP
Haraughty, Troy - LHP
Haslett, Richard - RHP
Kipp, Mike - RHP/Coach
Kratz, Greg - OF/INF
Krouse, Brad - RHP
Large, David - RHP
Madison, Jimmy - OF
Mantz, Toby - OF/RHP
McDown, Derrick - OF
Miller, Eric - INF
Mishler, Kevin - INF
Murray, Greg - C
Nolan, Barry - INF
Oertle, Kraig, INF
Phipps, Tim - C
Qualls, David - OF
Shaffer, Travis, RHP
Sparks, Paul - RHP
Stanley, Chuck - RHP
Tarter, Kevin - RHP
Tedlock, Mickey - INF
Van Royen, Russ - LHP
Vilela, Denny - INF
Wilson, Carl - OF/RHP
Bever, Steve - Head Coach
Flood, Pete - Asst. Coach
Gross, Arden - Asst. Coach
Potocnik, John - Asst. Coach
Wilson, R.J. - Asst. Coach
Bloomcamp, Steve - Trainer

1992

Bailey, Kyle - RHP
Bever, Gabe - RHP
Cook, Ken - C
Cook, Phil - INF
Crough, Jeff - LHP
DeLaTorre, Jeff - OF
DeWitt, Danny - RHP
Diskin, Todd - C
Haslett, Richard - RHP
Kipp, Mike - RHP
Kratz, Greg - OF/INF
Lutz, Darin - INF/OF
Mantz, Toby - OF/RHP
Miller, Eric - INF
Misher, Kevin - INF
Murray, Greg - C
Nolan, Barry - INF
Oertle, Kraig - INF
Qualls, David - OF
Reed, Todd - RHP
Rich, Jaison - INF
Roybal, Lance - INF
Schenker, Kraig - RHP
Shaffer, Travis - RHP
Veeman, Todd - LHP
Vilela, Denny - INF
Walters, Willie - RHP
Williams, B.J. - INF
Wilson, Carl - OF/RHP

All-Time Squad Members

Wood, Shane - RHP
 Yowell, Lance - C
 Bever, Steve - Head Coach
 Flood, Pete - Asst. Coach
 Krokroskia, Sean - Asst. Coach
 Potocnik, John - Asst. Coach
 Rogers, Joe - Asst. Coach
 Wilson, R.J. - Asst. Coach
 Bloomcamp, Steve - Trainer

1993

Bailey, Kyle - RHP
 Beach, Scott - RHP
 Beitzinger, J.D. - RHP
 Brewster, Kurt - INF
 Capron, Pat - OF
 Carroll, Terry - LHP
 Cicero, Rob - OF
 Cleland, John - OF
 Cook, Ken - C
 Crough, Jeff - LHP
 DeLaTorre, Jeff - OF
 DeWitt, Danny - RHP
 Diskin, Todd - C
 Ferraro, Denny - RHP
 Fey, Brandon - LHP
 Karnes, Dale - RHP/INF
 Keeney, Brian - INF/DH
 Kipp, Mike - RHP
 Kratz, Greg - OF/INF
 Mendoza, Benny - INF
 Miller, Eric - INF
 Murphy, Kevin - RHP
 Murray, Greg - C
 Nolan, Barry - INF
 Okeefe, David - OF
 Pasteur, Brian - INF
 Pinter, Scott - OF
 Qualls, David - OF
 Reed, Todd - RHP
 Rich, Jaison - INF
 Schiefelbein, Gary - OF
 Storm, Dustin - RHP
 Vandervoort, Chris - INF
 Veeman, Todd - LHP
 Vilela, Denny - INF
 Walters, Willie - RHP
 Ward, Craig - C
 Williams, B.J. - INF
 Yowell, Lance - C
 Bever, Steve - Head Coach
 Fite, Dave - Asst. Coach
 Jacquinet, Brad - Asst. Coach
 Krokroskia, Sean - Asst. Coach
 Messersmith, Hal - Asst. Coach
 Potocnik, John - Asst. Coach
 Bloomcamp, Steve - Trainer

1994

Babcock, Trent - INF
 Beach, Scott - RHP
 Boese, Troy - RHP
 Brewster, Kurt - INF
 Buckley, Brad - RHP
 Campbell, Derek - OF
 Capron, Pat - OF
 Carroll, Terry - LHP
 Cleland, John - OF
 Cook, Ken - C
 DeLaTorre, Jeff - OF
 Diskin, Todd - C
 Ferraro, Denny - RHP
 Fey, Brandon - LHP
 Fleming, Mike - LHP
 Hembree, Jason - RHP
 Keeney, Brian - INF/DH
 Keller, Jeramy - C
 Kistler, Thadd - RHP
 Kratz, Greg - OF/INF
 Kuzmik, Frank - RHP
 Miller, Eric - INF
 Murphy, Kevin - RHP
 Okeefe, David - OF
 Pasteur, Brian - INF
 Pinter, Scott - OF
 Qualls, David - OF
 Radell, Steve - RHP
 Rich, Jaison - INF
 Rigdon, Spence - LHP
 Schiefelbein, Gary - OF

Schnichels, Paul - LHP
 Stanley, Roger - RHP
 Storm, Dustin - RHP
 Vandervoort, Chris - INF
 Veeman, Todd - LHP
 Walters, Willie - RHP
 Ward, Craig - C
 Yowell, Lance - C
 Bever, Steve - Head Coach
 Fite, Dave - Asst. Coach
 Grimaldi, Gary - Asst. Coach
 Krokroskia, Sean - Asst. Coach
 Potocnik, John - Asst. Coach
 Bloomcamp, Steve - Trainer

1995

Allen, Jay - RHP
 Babcock, Trent - INF
 Beach, Scott - RHP
 Boese, Troy - RHP
 Brown, Jared - INF
 Cleland, John - OF
 Darst, Ryan - INF
 Fey, Brandon - LHP
 Gray, Tony - RHP
 Hanson, Jake - LHP
 Hembree, Jason - RHP
 Henderson, Jeremy - RHP
 Keller, Jeramy - C
 Kratz, Greg - OF/INF
 Kraus, Greg - OF
 Lohse, Jeff - LHP
 Lyman, Jeff - OF
 Murphy, Kevin - RHP
 Myers, Matt - OF
 Pasteur, Brian - INF
 Pinter, Scott - OF
 Rigdon, Scott - LHP
 Segraves, Greg - C
 Shorter, Justin - RHP
 Snow, Mike - LHP
 Stanley, Roger - RHP
 Steiner, Ryan - INF
 Storm, Dustin - RHP
 Vandervoort, Chris - INF
 Veeman, Todd - LHP
 Walker, Clint - RHP
 Williams, Jason - INF
 Young, Nate - LHP
 Yowell, Lance - C
 Bever, Steve - Head Coach
 Buckley, Brad - Asst. Coach
 Fite, Dave - Asst. Coach
 Grimaldi, Gary - Asst. Coach
 Krokroskia, Sean - Asst. Coach
 Potocnik, John - Asst. Coach
 Bloomcamp, Steve - Trainer

1996

Allen, Jay - RHP
 Bellmeyer, Joe - RHP
 Brown, Jared - INF
 Cleland, John - OF
 Cochran, Chris - OF
 Cosens, Chad - LHP
 Cronk, Daryl - RHP
 Darst, Ryan - INF
 Drake, Mark - OF
 Eddington, Marc - RHP
 Esposito, Daniel - INF
 Fey, Brandon - LHP
 Gillispie, Doug - RHP
 Gray, Tony - RHP
 Griggs, Bert - RHP
 Hanson, Jake - LHP
 Kraus, Greg - OF
 Lohse, Jeff - LHP
 Lohse, John - OF
 Loy, Kris - LHP
 Lyman, Jeff - OF
 McDonald, John - INF
 Murphy, Kevin - RHP
 Myers, Matt - OF
 Myers, Tom - OF
 Noteboom, Dave - RHP
 O'Haver, Mike - C
 Pasteur, Brian - INF
 Pauzaskie, Steve - INF/OF
 Rupert, Francis - INF

Segraves, Greg - C
 Shorter, Justin - RHP
 Smith, Jeremy - INF
 Snow, Mike - LHP
 Stahl, Nate - RHP
 Stanley, Roger - RHP
 Storm, Dustin - RHP
 Valentine, Brandon - RHP
 Vandervoort, Chris - INF
 Veeman, Todd - LHP
 Walker, Clint - RHP
 Young, Cole - RHP
 Young, Nate - LHP
 Yowell, Lance - C
 Bever, Steve - Head Coach
 Buckley, Brad - Asst. Coach
 Fite, Dave - Asst. Coach
 Grimaldi, Gary - Asst. Coach
 Krokroskia, Sean - Asst. Coach
 McCune, Ryan - Asst. Coach
 Potocnik, John - Asst. Coach
 Bloomcamp, Steve - Trainer

1997

Allen, Jay - RHP
 Baker, Ryan - OF
 Becker, Aaron - INF
 Brown, Jared - INF
 Burroughs, Marlon - INF
 Cochran, Chris - OF
 Cronk, Daryl - RHP
 Drake, Mark - OF
 Eddington, Marc - RHP
 Esposito, Daniel - INF
 Fimmen, Tom - LHP
 Gillispie, Doug - RHP
 Goins, Justin - OF
 Griggs, Bert - RHP
 Hutchison, Nate - INF
 Kinsey, Austin - INF
 Kraus, Greg - OF
 Lawrenz, Damon - RHP
 Lohse, John - OF
 Loy, Kris - LHP
 Madden, Gene - RHP
 McDonald, John - INF
 Morse, Ryan - OF/INF
 Murphy, Kevin - RHP
 Myers, Matt - OF
 Myers, Tom - OF
 Norton, Robert - RHP
 Noteboom, Nate - RHP
 O'Haver, Mike - C
 Qualls, Aaron - C
 Segraves, Greg - C
 Shaw, Justin - LHP
 Shields, Wes - INF
 Shorter, Brad - INF
 Stephenson, Shannon - OF
 Valentine, Brandon - RHP
 Walker, Clint - RHP
 Young, Cole - RHP
 Young, Nate - LHP
 Bever, Steve - Head Coach
 Buckley, Brad - Asst. Coach
 Grimaldi, Gary - Asst. Coach
 Hanson, Jake - Asst. Coach
 Manderino, Mike - Asst. Coach
 Potocnik, John - Asst. Coach
 Hornback, Doug - Trainer
 Hudson, Brett - Trainer

1998

Baker, Ryan - OF
 Becker, Aaron - INF
 Berry, Ryan - RHP
 Billington, Jeremy - RHP
 Cronk, Daryl - RHP
 Drake, Mark - OF
 Gillispie, Doug - RHP
 Hutchison, Nate - INF
 Kinsey, Austin - INF
 Krieger, Grant - INF
 Lawrenz, Damon - RHP
 Lohse, John - OF
 Loy, Kris - LHP
 Morse, Ryan - OF
 Myers, Tom - OF
 O'Haver, Mike - C
 Polter, Ryan - INF

Qualls, Aaron - C
 Rehmer, Justin - RHP
 Schultz, Scott - INF/RHP
 Shaw, Justin - LHP
 Shorter, Brad - C
 Shorter, Chris - LHP
 Stephenson, Shannon - OF
 Walker, Clint - RHP
 Weems, Josh - RHP
 Weiert, Rob - INF
 Womble, Ken - INF
 Young, Nate - LHP
 Bever, Steve - Head Coach
 Buckley, Brad - Asst. Coach
 Esposito, Daniel - Asst. Coach
 Grimaldi, Gary - Asst. Coach
 Hudson, Brett - Trainer
 Jacquinet, Nick - Trainer
 Lloyd, Drake - Trainer

1999

Annin, Justin - C
 Baker, Ryan - OF
 Berry, Ryan - RHP
 Billington, Jeremy - RHP
 Buckley, Ryan - INF
 Burchett, Travis - LHP
 Cronk, Daryl - RHP
 Drake, Mark - OF
 Gillispie, Doug - RHP
 Kinsey, Austin - INF
 Kinsey, Clint - RHP
 Krieger, Grant - INF
 Lohse, John - OF
 Matlock, Keith - RHP
 O'Haver, Mike - C
 Parsons, Brett - LHP
 Polter, Ryan - INF
 Qualls, Aaron - C
 Rehmer, Justin - RHP
 Schultz, Andrew - INF/OF
 Schultz, Scott - INF/RHP
 Shaffer, Levi - RHP
 Shorter, Chris - LHP
 Smith, Steve - OF
 Thomasson, Adam - OF
 Weems, Josh - RHP
 Weiert, Rob - INF
 Womble, Ken - INF
 Bever, Steve - Head Coach
 Buckley, Brad - Asst. Coach
 Grimaldi, Gary - Asst. Coach
 Myers, Tom - Asst. Coach
 Weiert, Jason - Asst. Coach
 Dean, Charlie - Trainer
 Hiatt, Matt - Trainer
 Wagner, Ron - Trainer

2000

Annin, Justin - C
 Becker, Aaron - INF
 Bernhardt, Eric - RHP
 Bonet, Andy - RHP
 Boyes, Jarrett - C/INF
 Brackett, Nat - RHP
 Buckley, Ryan - INF
 Burchett, Travis - LHP
 Cleland, Scott - RHP
 Erpelding, Darren - OF
 Gham, Josh - C
 Gillispie, Doug - RHP
 Hamilton, Justin - OF
 Hiatt, Matt - RHP
 Lallemand, Troy - INF
 Kinsey, Austin - INF
 Kinsey, Clint - RHP
 Krieger, Grant - INF
 Lawson, Ryan - INF
 Lohse, John - OF
 Long, Aron - RHP
 Matlock, Keith - RHP
 Parsons, Brett - LHP
 Price, Brad - RHP
 Rhodes, Luke - OF
 Schultz, Andrew - INF
 Shaffer, Levi - RHP
 Shewmake, Cole - OF
 Smith, Steve - OF
 Stroud, Brad - RHP

All-Time Squad Members

Thomasson, Adam - OF
 Willey, Aaron - OF
 Womble, Ken - INF
 Bever, Steve - Head Coach
 Buckley, Brad - Asst. Coach
 Cronk, Daryl - Asst. Coach
 Grimaldi, Gary - Asst. Coach
 Hiatt, Matt - Trainer
 Niederlein, Ryan - Trainer

2001

Bernhardt, Eric - RHP
 Bonet, Andy - RHP
 Boyes, Jarrett - INF
 Brackett, Nat - RHP
 Buckley, Ryan - INF
 Burchett, Travis - LHP
 Burke, Ryan - OF
 Clark, Adam - RHP
 Cleland, Scott - RHP
 Davidson, Matt - C
 Endicott, Tony - RHP
 Erpelding, Darren - OF
 Gham, Josh - C
 Hamilton, Justin - OF
 Hendrickson, Mark - RHP
 Henion, Josh - C
 Hudson, Mark - INF
 Johnson, Tad - INF
 Jones, Tim - INF/OF
 Krieger, Grant - INF
 Lester, Travis - INF
 Long, Aron - RHP
 Parsons, Brett - LHP
 Polsak, Chris - INF
 Power, Brett - RHP
 Price, Brad - RHP
 Rhodes, Luke - OF
 Schultz, Andrew - INF/OF
 Shaffer, Levi - RHP
 Shewmake, Cole - OF
 Stroud, Brad - RHP
 Thomasson, Adam - OF
 Walters, Dan - INF
 Willey, Aaron - OF
 Womble, Ken - INF
 Bever, Steve - Head Coach
 Buckley, Brad - Asst. Coach
 Esposito, Daniel - Asst. Coach
 Allen, Will - Trainer

2002

Bevins, Ryan - INF
 Boyes, Jarrett - INF
 Brackett, Nat - LHP
 Buckley, Ryan - INF
 Burchett, Travis - LHP
 Burke, Ryan - OF
 Clark, Adam - RHP
 Cleland, Scott - RHP
 Clemens, Jason - RHP
 Davidson, Matt - C
 Endicott, Tony - RHP
 Grosdidier, Michael - RHP
 Hamblin, Nate - OF
 Hamilton, Justin - OF
 Hendrickson, Mark - RHP
 Henion, Josh - C
 Hoskinson, Garrett - C
 Hudson, Mark - INF
 Johnson, Tad - INF
 Jones, Tim - OF
 Lester, Travis - INF
 Likely, Troy - OF
 Little, Adam - C
 Oldaker, Robby - INF
 Parsons, Brett - LHP
 Polk, Grant - INF/OF
 Polsak, Chris - OF
 Rickard, Brian - INF
 Shewmake, Cole - OF
 Sickmeyer, Steve - OF
 Stroud, Brad - LHP
 Swartz, Nathan - RHP
 Sweeney, Paul - RHP
 Walters, Dan - INF
 Womble, Ken - INF
 Bever, Steve - Head Coach
 Buckley, Brad - Asst. Coach
 Esposito, Daniel - Asst. Coach

Myers, Tommy - Asst. Coach
 Power, Brett - Asst. Coach
 Cheney, Nick - Trainer
 Sweeney, Leigh - Trainer

2003

Ahlers, Brian - LHP/INF
 Barnes, Cam - RHP
 Boyes, Jarrett - INF
 Burke, Ryan - OF
 Campbell, Michael - INF
 Cleland, Scott - RHP
 Clemens, Jason - RHP
 Davidson, Matt - C
 Garrison, Joe - RHP
 Grosdidier, Michael - RHP
 Hamilton, Justin - OF
 Henion, Josh - C
 Hudson, Mark - INF
 Lester, Travis - INF
 Little, Adam - C
 McCullough, Ross - RHP
 Nichol, Mickey - OF
 Oldaker, Robby - INF
 Peltier, Craig - RHP
 Polk, Grant - INF
 Polsak, Chris - OF
 Rickard, Brian - INF
 Schultz, Beau - C
 Shepard, Daniel - LHP
 Shewmake, Cole - OF
 Sickmeyer, Steve - OF
 Smith, Derek - RHP
 Stroud, Brad - LHP
 Sweeney, Paul - RHP
 Ulrich, Ryan - LHP
 Walters, Dan - INF
 Bever, Steve - Head Coach
 Buckley, Brad - Asst. Coach
 Esposito, Daniel - Asst. Coach
 Jackson, Michael - Asst. Coach
 Wheeler, Darren - Trainer

2004

Ahlers, Brian - LHP/INF
 Alcorn, Matt - OF
 Barnes, Cam - RHP
 Boan, Jacob - OF
 Burke, Ryan - OF
 Campbell, Michael - INF
 Carter, Donnie - RHP
 Davis, Andy - RHP
 Edge, Brandon - OF
 Forsythe, Garrett - RHP
 Henion, Josh - C
 Hudson, Mark - INF
 Garrison, Joe - RHP
 Grosdidier, Michael - RHP
 Gudex, Derek - RHP/INF
 Guess, Jason - INF/OF
 Klick, Chris - RHP
 Manns, Zack - C/OF
 Maxwell, Nathan - C
 McCullough, Ross - RHP
 Peltier, Craig - RHP
 Rawlings, Greg - RHP
 Reddout, Chris - RHP
 Rickard, Brian - INF
 Rink, Cole - INF
 Schultz, Beau - C
 Shepard, Daniel - RHP
 Smith, Brad - INF/OF
 Smith, Derek - RHP
 Stroud, Brad - LHP
 Ulrich, Ryan - LHP
 Wade, Kyle - C
 Walters, Dan - INF
 Wright, Chad - RHP
 Bever, Steve - Head Coach
 Hill, John - Asst. Coach
 Clemens, Jason - Asst. Coach
 Polk, Grant - Asst. Coach
 Wheeler, Darren - Trainer

2005

Boan, Jacob - OF
 Bowman, Marcus - OF
 Brown, Matt - RHP
 Campbell, Michael - INF
 Chavana, Robert - RHP

Church, Wade - C
 Clark, Bryson - LHP
 Davis, Andy - RHP
 Deao, Jeff - OF
 Dunlap, Chris - RHP
 Forsythe, Garrett - LHP
 Garrison, Joe - RHP
 Gomez, Mike - INF
 Grosdidier, Michael - RHP
 Henion, Josh - C
 Jensen, Travis - INF
 Jordan, Ben - LHP
 Klick, Chris - RHP
 Lancaster, Keith - RHP
 Manns, Zack - C
 Martinez, Anthony - RHP
 Maxwell, Nathan - C
 McCullough, Ross - RHP
 Nelson, Marques - OF
 Nichol, Mickey - OF
 Oldaker, Robby - INF
 Peterson, Eric - RHP
 Prentice, T.J. - OF
 Rawlings, Greg - RHP
 Reddout, Chris - LHP
 Rickard, Brian - INF
 Schulte, Drew - INF
 Schultz, Beau - C
 Shepard, Daniel - LHP
 Smith, Andy - RHP
 Smith, Brad - INF
 Smith, Mark - OF
 Spencer, Jamie - INF
 Ulrich, Ryan - LHP
 Wade, Kyle - C
 Walters, Dan - INF
 Wilson, Matt - RHP
 Bever, Steve - Head Coach
 Ahlers, Brian - Asst. Coach
 Clemens, Jason - Asst. Coach
 Hill, John - Asst. Coach
 Stroud, Brad - Asst. Coach

2006

Blair, Matt - LHP
 Boan, Jacob - OF
 Brummett, John - C
 Campbell, Michael - INF
 Chavana, Robert - RHP
 Clark, Bryson - LHP
 Deao, Jeff - OF
 Deao, Kevin - OF
 Dunlap, Chris - RHP
 Eckel, Mike - RHP
 Forsythe, Garrett - LHP
 Franklin, T.J. - C
 Grosdidier, Michael - RHP
 Jensen, Travis - INF
 Jordan, Ben - LHP
 Lamaster, Brent - LHP
 Lankford, Kevin - OF
 Martinez, Anthony - RHP
 Maxwell, Nathan - C
 McCullough, Ross - RHP
 Mercado, Tyler - RHP
 Moore, Cole - INF
 Nelson, Jordan - OF
 Oldaker, Robby - INF
 Peterson, Eric - RHP
 Prentice, T.J. - OF
 Porta, Jason - RHP
 Rawlings, Greg - RHP
 Reddout, Chris - LHP
 Schulte, Drew - INF
 Shepard, Daniel - LHP
 Smith, Andy - RHP
 Smith, Brad - INF
 Smith, Mark - OF
 Sosna, Kyle - RHP
 Terlip, Corbin - INF
 Ulrich, Ryan - LHP
 Bever, Steve - Head Coach
 Grimaldi, Gary - Asst. Coach
 Hill, John - Asst. Coach
 Klick, Chris - Asst. Coach
 Stroud, Brad - Asst. Coach
 Ortolani, Al - Trainer

2007

Bartling, Brad - RHP
 Bates, Kyle - RHP
 Boan, Jacob - OF
 Bogle, Jess - C
 Boyer, Brandon - RHP
 Campbell, Michael - INF
 Clark, Bryson - LHP
 Dainty, Jake - INF
 Deao, Jeff - OF
 Deao, Kevin - OF
 Dunlap, Chris - RHP
 Eckel, Mike - RHP
 Forsythe, Garrett - LHP
 Franklin, T.J. - INF/C
 Gifford, Ben - RHP
 Hampton, Brock - INF
 Hothan, Brett - INF
 Litch, Tyler - OF
 Martinez, Anthony - LHP
 Maxwell, Nathan - INF
 Naccarato, Luke - INF
 Northern, Justin - C
 Oehlert, Jeremy - OF
 Peterson, Eric - LHP
 Porta, Jason - RHP
 Premer, Aaron - RHP
 Rawlings, Greg - RHP
 Ross, Jonathan - C
 Schulte, Drew - INF/DH
 Smith, Andy - RHP
 Sorell, Ryan - RHP
 Terlip, Corbin - INF
 Tulley, Devin - RHP
 Ulrich, Ryan - LHP
 VanHorn, Troy - C
 Vaughn, David - OF
 Wecker, Durk - RHP
 Bever, Steve - Head Coach
 Grimaldi, Gary - Asst. Coach
 Prentice, T.J. - Asst. Coach
 Ortolani, Al - Trainer

2008

Ahrens, Ben - INF/DP
 Bartling, Brad - RHP
 Bates, Kyle - RHP
 Boyer, Brandon - RHP
 Brown, Tim - RHP
 Cooper, Mitch - RHP
 Dainty, Jake - INF
 Dean, Brian - INF/C
 Dinger, Darrel - RHP
 Dunlap, Chris - RHP
 Forsythe, Garrett - LHP
 Gifford, Ben - RHP
 Giuliani, Nick - INF/OF
 Hampton, Brock - INF
 House, Taylor - OF
 Kirkwood, Austin - OF
 Litch, Tyler - OF
 Loyd, A.J. - OF
 Martin, Patrick - OF
 Martinez, Anthony - RHP
 Maxwell, Nathan - C
 Naccarato, Luke - INF
 Northern, Justin - C
 Percy, Nate - RHP
 Porta, Jason - RHP
 Powell, Anthony - RHP
 Rawlings, Greg - RHP
 Ross, Jonathan - C
 Sibala, Taylor - INF
 Templeton, Nate - RHP
 Thayer, Ryan - C
 Bever, Steve - Head Coach
 Grimaldi, Gary - Asst. Coach
 Peterson, Eric - Asst. Coach
 Schultz, Beau - Asst. Coach
 Ortolani, Al - Trainer

2009

Ahrens, Ben - INF/DP
 Bartling, Ryan - RHP
 Bates, Kyle - RHP
 Barnes, Chris - LHP
 Bennett, Tyler - OF
 Brown, Tim - RHP
 Chaisson, John - OF
 Cooper, Mitch - RHP
 Dean, Brian - INF

All-Time Squad Members

Dunlap, Chris – RHP
 Filer, Jeremy – C
 Guffiani, Nick – INF
 Healey, Wes – RHP
 Hintze, Ryan – RHP
 House, Taylor – OF
 Kavanagh, Trent – RHP
 Kirkwood, Austin – OF
 Link, Tyler – LHP
 Martinez, Anthony – RHP
 Mathis, Mitch – C
 McKown, Luke – OF
 Murphy, Jason – UT
 Percy, Nate – RHP
 Potter, Zach – INF
 Powell, Anthony – RHP
 Rigby, Rhett – INF/OF
 Sibala, Taylor – INF
 Templeton, Nate – RHP
 Thayer, Ryan – C
 Bever, Steve – Head Coach
 Grimaldi, Gary – Asst. Coach
 Miori, Jason – Asst. Coach
 Schultz, Beau – Asst. Coach

2010

Barnes, Chase – OF
 Bartling, Ryan – RHP
 Bates, Kyle – RHP
 Bilovesky, Ryan – INF
 Brady, Scott – LHP
 Carroll, Rick – RHP
 Dean, Brian – INF
 Delp, Kendall – INF
 Etling, Austin – RHP
 Filer, Jeremy – C
 Graves, Jason – OF
 Graves, Jeremy – INF
 Herrera, Nick – LHP
 Hintze, Ryan – RHP
 Kavanagh, Trent – RHP
 Kraft, Jake – RHP
 Link, Tyler – LHP
 Mathis, Mitch – C
 McKown, Luke – OF
 Murphy, Jason – INF
 Potter, Zach – OF
 Powell, Anthony – RHP
 Rigby, Rhett – OF
 Schell, Alex – RHP
 Sibala, Taylor – INF
 Sorell, Ryan – RHP
 Templeton, Nate – RHP
 Thayer, Ryan – C
 Watt, Willie – INF
 Woods, Taylor – INF
 Zeller, Luke – OF/RHP
 Bever, Steve – Head Coach
 Grimaldi, Gary – Asst. Coach
 Reddout, Chris – Asst. Coach
 Schultz, Beau – Asst. Coach
 Smith, Brad – Asst. Coach

2011

Bailey, Tanner – OF
 Barnes, Chase – OF
 Bartling, Ryan – RHP
 Bilovesky, Ryan – INF
 Brady, Scott – LHP
 Dean, Brian – INF
 Etling, Austin – RHP
 Filer, Jeremy – C
 Foss, Brad – INF
 Garcia, Matt – INF/RHP
 Graves, Jason – OF
 Graves, Jeremy – INF
 Gress, Caleb – LHP
 Hackney, Derek – INF
 Herrera, Nick – RHP
 Hinte, Ryan – RHP
 Kavanagh, Trent – RHP
 Kraft, Jake – RHP
 Leet, Colton – OF
 Link, Tyler – LHP
 Lovell, Zach – LHP
 McKay, Ryan – RHP
 McKown, Luke – OF
 Phillips, Brad – INF/RHP
 Powell, Anthony – RHP

Reddick, Buster – RHP
 Reddick, Ryan – C
 Rzepka, Tom – INF/C
 Schell, Alex – RHP
 Sibala, Taylor – INF
 Sorell, Ryan – RHP
 Stevenson, Jake – RHP
 Streeter, Mitch – OF
 Thomas, Evan – OF
 Ulrich, Dustin – RHP/OF
 Bever, Steve – Head Coach
 Reddout, Chris – Asst. Coach
 Schultz, Beau – Asst. Coach

2012

Bailey, Tanner – OF
 Barnes, Chase – OF
 Bilovesky, Ryan – INF
 Bordewick, Luke – OF
 Brandercker, George – RHP
 Cares, Brett – RHP
 Foss, Brad – INF
 Garcia, Matt – INF/RHP
 Gonzalez, Gonzolo – RHP
 Gress, Caleb – LHP
 Hansen, Eric – RHP
 Lastimado, Austin – INF
 Lovell, Zach – LHP
 Martin, Jacoby – C
 McKay, Ryan – RHP
 Moore, Jake – RHP
 Phillips, Brad – INF/RHP
 Reddick, Buster – RHP
 Reddick, Ryan – C
 Reed, Adam – C
 Reilly, Matt – RHP
 Robinson, Ian – C
 Rzepka, Tom – INF/C
 Stalcup, Matt – LHP
 Stevenson, Jake – RHP
 Streeter, Mitch – OF
 Thomas, Evan – OF
 Ulrich, Dustin – RHP/OF
 Ventura, Ryan – OF
 Wren, Cody – RHP
 Bever, Steve – Head Coach
 Esposito, Daniel – Asst. Coach

2013

Ball, Cody – OF
 Bilovesky, Ryan – INF
 Bordewick, Luke – OF
 Brandercker, George – RHP
 Brandercker, Nick – RHP
 Cares, Brett – RHP
 Carpenter, Tanner – IF
 Cleland, Chase – OF
 Davis, Grant – RHP
 Falcon, Samuel – INF
 Fisher, Cameron – LHP
 Fitzgearlds, James – LHP
 Foss, Brad – INF
 Gonzalez, Gonzolo – RHP
 Hansen, Eric – RHP
 Lastimado, Austin – INF
 Martin, Jacoby – C
 McKay, Ryan – RHP
 Moore, Jake – RHP
 Reddick, Buster – RHP
 Reilly, Matt – RHP
 Robinson, Ian – C
 Saia, Joe – RHP
 Snow, Aaron – RHP
 Stalcup, Matt – LHP
 Stevenson, Jake – RHP
 Stoffregen, Tory – OF
 Streeter, Mitch – OF
 Thomas, Evan – INF
 Thompson, Zachary – INF
 Ulrich, Dustin – RHP
 Ventura, Ryan – OF
 Whetzell, Nick – C
 Wren, Cody – RHP
 Murray, Matt – Head Coach
 Miller, Eric – Asst. Coach
 Phillips, Nick – Asst. Coach

2014

Arnold, Nathan – C/RHP

Ball, Cody – OF
 Booe, Spencer – OF
 Bordewick, Luke – OF
 Boucher, Aaron – INF
 Boyd, Jeff – RHP
 Brandercker, George – RHP
 Brandercker, Nick – RHP
 Brecheisen, Cole – OF
 Burroughs, Brent – RHP
 Cleland, Chase – OF
 Davis, Grant – RHP
 Dickens, Kyle – UT
 Donley, Dylan – RHP
 Falcon, Sam – INF
 Fisher, Cameron – LHP
 Fitzgearlds, James – LHP
 Foss, Brad – INF
 Gardner, Cooper – LHP
 Hackney, Derek – INF
 Haug, Mitchell – C
 Himes, Zak – INF
 Knight, Luke – C
 Kreiling, Andrew – OF
 Lesmeister, Cort – RHP
 Martin, Jacoby – C
 McKay, Ryan – RHP
 Micketti, Mario – OF/INF
 Reddick, Buster – RHP
 Reilly, Matt – RHP
 Robinson, Ian – C
 Rowe, Ty – RHP
 Snow, Aaron – RHP
 Standlee, Matt – RHP
 Stevenson, Jake – RHP
 Stoffregen, Tory – OF
 Streeter, Mitch – OF
 Terrell, Logan – OF
 Thomas, Evan – INF
 Thompson, Tyler – RHP
 Ulrich, Dustin – RHP
 Vail, Blake – RHP
 Murray, Matt – Head Coach
 Miller, Eric – Asst. Coach
 Phillips, Nick – Asst. Coach

2015

Arnold, Christian – OF
 Arnold, Nathan – C/RHP
 Bordewick, Luke – OF
 Boyd, Jeff – RHP
 Brandercker, George – RHP
 Brandercker, Nick – RHP
 Brecheisen, Cole – OF
 Cedeno, Christian – LHP
 Cleland, Chase – IF/OF
 Donley, Dylan – RHP
 Durossete, Jake – IF
 Falcon, Sam – INF
 Fisher, Blaine – LHP
 Gardner, Cooper – LHP
 Gage, Grant – IF/C
 Hackney, Derek – INF
 Haug, Mitchell – C
 Herrman, Drake – RHP
 Himes, Zak – INF
 Jacobs, Derek – LHP
 Kearney, Shamus – LHP
 Knight, Luke – C
 Kreiling, Andrew – OF
 Lesmeister, Cort – RHP
 Macary, Brett – IF
 McKay, Ryan – RHP
 Mercer, Jake – C
 Micketti, Mario – OF/INF
 Rice, Jordan – IF
 Rowe, Ty – RHP
 Sellers, Kyle – RHP
 Snow, Aaron – RHP
 Standlee, Matt – RHP
 Stevenson, Jake – RHP
 Terrell, Logan – OF
 Vail, Blake – RHP
 Vogelbaugh, Andrew – IF/RHP
 Murray, Matt – Head Coach
 Phillips, Nick – Asst. Coach
 Lahasky, Alex – Asst. Coach

2016

Arnold, Christian – OF

Boyd, Jeff – RHP
 Brandercker, George – RHP
 Boylan, Jacob – INF
 Brandercker, George – RHP
 Brandercker, Nick – RHP
 Brecheisen, Cole – OF
 Cedeno, Christian – LHP
 Cleland, Chase – INF
 Donley, Dylan – RHP
 Durossete, Jake – INF
 Falcon, Sam – INF
 Fisher, Blaine – LHP
 Gardner, Cooper – LHP
 Gage, Grant – INF/C
 Herrman, Drake – RHP
 Jacobs, Derek – LHP
 Karlin, Cooper – INF
 Kearney, Shamus – LHP
 Kilgore, Chase – INF/OF
 Lesmeister, Cort – RHP
 Macary, Brett – OF
 Martinkus, Brandon – LHP
 McKay, Ryan – RHP
 Mercer, Jake – C
 Micketti, Mario – OF
 Pickard, Carson – INF
 Rowe, Cody – RHP
 Rowe, Ty – RHP
 Sanborn, Max – RHP
 Shumaker, Austin – C
 Standlee, Matt – RHP
 Tucker, Trip – RHP
 Vail, Blake – RHP
 Vogelbaugh, Andrew – INF
 Murray, Matt – Head Coach
 Meade, Aaron – Asst. Coach

2017

Arnold, Christian – OF
 Baltz, Ethan – RHP
 Brecheisen, Cole – OF
 Brown, Nick – RHP
 Brownell, Austin – RHP
 Cedeno, Christian – LHP
 Cedeno, Ryan – C
 Clanin, Hunter – OF
 Clark, Jake – INF
 Clark, Tyler – RHP
 Cleland, Chase – INF
 Cushman, Tyson – INF
 Durossete, Jake – INF
 Fisher, Blaine – LHP
 Frack, Ethan – RHP
 Gardner, Cooper – LHP
 Haught, Kory – RHP
 Hylton, Justice – LHP
 Jacobs, Derek – LHP
 Karlin, Cooper – INF
 Kearney, Shamus – LHP
 Kilgore, Chase – OF
 Latta, Trent – RHP
 Lesmeister, Cort – RHP
 Macary, Brett – INF
 Martin, T.J. – C
 Mercer, Jack – C
 Ohlmeier, Blain – OF
 Pogue, Colton – INF
 Quick, Tyler – RHP
 Reed, Dallas – INF
 Richardson, Dante – RHP
 Rowe, Cody – OF
 Rowe, Ty – RHP
 Schlesener, Ethan, C
 Stout, Tanner – OF
 Terrell, Logan – OF
 Tucker, Tripp – RHP
 Vanderpool, Ethan – RHP
 Vogelbaugh, Andrew – INF
 Wagner, Miles – RHP
 Wetzel, Ryan – INF
 Whiting, Cody – RHP
 Zanca, Brock – INF
 Myers, Tom – head coach
 Immekus, Jason – Asst. Coach
 Meade, Aaron – Asst. Coach
 Giacalone, Adam – Grad. Asst.
 Pomatto, Jon – Grad. Asst.

All-Time Squad Members

2018

Afenir, Joven – OF
Brecheisen, Cole – OF
Brown, Nick – RHP
Brownell, Austin – RHP
Cedeno, Christian – LHP
Cedeno, Ryan – C
Clark, Tyler – RHP
Clanin, Hunter – OF
Crews, Brock – C
Cushman, Tyson – I F
Davis, Conner – RHP
De La Fuente, Angel – IF
Dotson, Jarret – RHP
Durossette, Jake – IF
Gardner, Cooper – LHP
Garvie, Reece – IF
Harris, Elijah – OF
Haught, Kory – RHP
Hylton, Justice – LHP
Jacobs, Derek – LHP
Kearney, Shamus – LHP
Kilgore, Chase – OF
Kinsey, Brad – LHP
Latta, Trent – RHP
Lesmeister, Cort – RHP
Macary, Brett – IF
Martin, TJ – C
Mercer, Jack – C
Mitchell, Jamie – OF
Mueller, Jacob – OF
Ohlmeier, Blain – OF
Oliver, John – IF
Panozzi, Andy – RHP
Phillips, Kurt – RHP
Pogue, Colton – INF
Reed, Dallas – SS/2B
Richardson, Dante – RHP
Root, Justin – RHP
Rowe, Cody – OF
Stanek, Brendan – RHP
Stephens, Josh – IF
Terrell, Logan – OF
Tucker, Tripp – RHP
Vanderpool, Ethan – RHP
Vogelbaugh, Andrew – OF
Wagner, Miles – RHP
Wetzel, Ryan – IF
Whisler, Josh – C
White, Cody – IF/RHP
Whiting, Cody – RHP
Zanca, Brock – 1B
Myers, Tom – Head coach
Immekus, Jason – Asst. Coach
Meade, Aaron – Asst. Coach
Viela Denny – Assr. Coach
Bryant, Jacob – Grad. Asst.

2015

Achtermann, Alex – INF/RHP
Allen, Clint – OF
Buckley, Briley – RHP
Burgess, Chaz – OF
Cedeno, Ryan – C
Clark, Tyler – RHP
Cox, Caleb – C
Crews, Brock – C
Cushman, Tyson – INF
Davis, Connor – RHP
Dotson, Jarret – RHP
Durossette, Jake – INF
Embrey, Cole – OF
Garvie, Reece – INF
Gonzalez, Marc – INF
Haught, Kory – RHP
Herrenbruck, Ty – INF
Johnson, Luke – INF
Kearney, Shamus – LHP
Kilgore, Chase – OF
Kinsey, Brad – LHP
Lane, Tanner – LHP
Lungwitz, Connor – RHP
McGrew, Tyler – RHP
McLaughlin, Levi – INF
McQuenter, Jansen – RHP
Mendenhall, Jordan – RHP
Mitchell, Jamie – OF
Mueller, Jacob – OF
Olmeier, Blain – OF
Oliver, John – INF

Petty, Kyler – RHP
Pinkett, Greyson – C
Pittman, Tyler – OF
Reasoner, Quin – INF
Richardson, Dante – RHP
Rogge, Caleb – RHP
Root, Justin – RHP
Stanek, Brendan – RHP
Weaver, Dalton – LHP
Wetzel, Ryan – INF
Fornelli, Bob – Head coach
Meade, Aaron – Asst. Coach
Viela, Denny – Asst. Coach
Bryant, Jacob – Grad. Asst.
Brownell, Austin – Stndt. Asst.
Reed, Dallas – Stndt. Asst.

2020

Allen, Clint – OF
Biggs, Patrick – C
Blancarte, Jackson – RHP
Boline, Luke – RHP
Bonnell, Austin – INF
Brown, Nick – RHP
Burgess, Chaz – OF
Cedeno, Ryan – C
Curry, Zach – RHP
Cushman, Tyson – INF
Dotson, Jarret – RHP
Esdohr, Ethan – RHP
Floyd, Conner – RHP
Garvie, Reece – INF
Gonzalez, Marc – INF
Hartman, Mason – INF
Henderson, David – RHP
Herrenbruck, Ty – INF
Howard, Grant – C
Ingalls, Peyton – RHP
Koval, Ryan – OF
Lamunyon, Hunter – C/INF
Lane, Tanner – LHP
Larkins, Colton – LHP
Marion, Colton – OF
Mauldin, Chandler – LHP
Mendenhall, Jordan – RHP
Michel, Kinson, RHP
Murany, Logan – C
Ohlmeier, Blain – OF
Pinkett, Greyson – C
Pittman, Tyler – OF
Pomeroy, Dawson – INF/RHP
Postlethwait, Nate – RHP
Rast, Blake – INF
Reasoner, Quin – INF
Rogge, Caleb – RHP
Root, Justin – RHP
Scherer, Bennett – RHP
Weaver, Dalton – LHP
White, Adam – LHP
Fornelli, Bob – Head coach
Steen, Taylor – Asst. Coach
Viela, Denny – Assr. Coach
Reed, Dallas – Stndt. Asst.

2021

Aranda, Cruz – INF
Blancarte, Jackson – RHP
Bonnell, Austin – INF
Calhoun, A.J. – RHP
Carr, Caleb – OF
Carrillo, Hector – C
Craft, A.J. – OF
Curry, Zach – RHP
Daley, Brett – INF/OF
Dotson, Jarret – RHP
Fisher, George – LHP
Gerdes, Aaron – OF
Hartman, Mason – INF
Henderson, David – RHP
Henry, Tyler – OF
Hinton, Braeden – C
Howard, Grant – C
Howerton, Brock – INF
Ingalls, Peyton – RHP
Koval, Ryan – OF
Ladd, Chandler – RHP
Lamunyon, Hunter – C/INF
Lane, Tanner – LHP
Long, Evann – INF
Mauldin, Chandler – LHP

McGowan, Garrett – INF
Mendenhall, Jordan – RHP
Nelson, Ty – INF
Ohlmeier, Blain – OF
Pinkett, Greyson – C
Pomeroy, Dawson – INF/RHP
Reasoner, Quin – INF
Rogge, Caleb – RHP
Root, Justin – RHP
Scherer, Bennett – RHP
Theis, Adam – INF
Trombley, Jacob – INF
Wesbrooks, Clay – INF
Fornelli, Bob – Head coach
Steen, Taylor – Asst. Coach
Viela, Denny – Asst. Coach
Francis, Derek – Asst. Coach

2022

Aranda, Cruz – INF
Bonnell, Austin – INF
Bush, Riley – C
Calhoun, A.J. – RHP
Carr, Caleb – OF
Carrillo, Hector – C
Clemmons, Cade – INF
Coffee, Karson – OF
Curry, Zach – RHP
Daley, Brett – INF/OF
Des Rosiers, Ben – LHP
Dowd, Boston – RHP
Fisher, George – LHP
Hartman, Mason – INF
Henry, Tyler – OF
Hinton, Braeden – C
Howard, Grant – C
Ingalls, Peyton – RHP
James, Grady – INF
Kahwaji, Sam – OF
Koval, Ryan – OF
Lane, Tanner – LHP
Maxson, Jordan – OF
McClelland, Trey – INF
McGowan, Garrett – INF
Mendenhall, Jordan – RHP
Nagel, Zach – LHP
Paduro, Paul – RHP
Pomeroy, Dawson – INF/RHP
Reasoner, Quin – INF
Saporito, Clay – RHP
Scherer, Bennett – RHP
Shoemaker, Zac – LHP
Siracusa, Korrey – C
Van Cleave, Conner – LHP
Wesbrooks, Clay – RHP
Wiemers, Brett – RHP/OF
Fornelli, Bob – Head coach
Steen, Taylor – Asst. Coach
Gonzalez, Gonzalo – Asst. Coach
Viela, Denny – Asst. Coach

2023

Allen, Connor – C
Baez, Harold – RHP
Barnard, Logan – LHP
Brady, Daegan – INF
Brannan, Nixon – C
Branson, Andrew – INF
Bush, Riley – C
Campbell, Matt – 1B
Clemmons, Cade – INF
Coffee, Karson – OF
Craft, A.J. – OF
Curry, Ryker – RHP
Daley, Brett – INF/OF
Des Rosiers, Ben – LHP
Dowd, Boston, RHP
Duncan, Jordan – RHP
Grauberger, Jake – OF
Hamilton, Joe – OF
Hanna, Maverick – RHP
Hinton, Braeden – C
Howard, Grant – C
Hunt, Sam – RHP
Koval, Ryan – OF
Laux, Connor – INF
Lee, Brevon – INF/OF
Leslie, Tanner – RHP
Long, Carson – RHP/INF
McClelland, Trey – INF

Michel, Kinson – RHP
Nagel, Zach – LHP
Nichols, T.J. – INF
Paduro, Paul – RHP
Pomeroy, Dawson – INF/RHP
Reith, Landon – LHP
Saporito, Clay – RHP
Sarwinski, Brett – INF
Shoemaker, Zac – LHP
Stewart, Jace – INF
Tennill, Parker – RHP
Terrell, Chase – RHO
Warkins, Austin – INF
Weddle, Parker – RHP
Wiemers, Brett – OF
Wisner, Andrew – RHP
Toakum, Simon – OF
Fornelli, Bob – Head coach
Sindelar, Cody – Asst. Coach
Richard, Kellen – Asst. Coach
Viela, Denny – Asst. Coach
Bachar, Brandon – Asst. Coach
Carr, Caleb – Asst. Coach

All-MIAA Players

All-Mid-America Intercollegiate Athletics Association



Aranda

Nixon Brannan, C
 Zac Shoemaker, SP
 Cade Clemons, SS
 Karson Coffee, OF
 Ben Des Rosiers, RP
 Deagan Brady, 3B
 Brett Daley, OF
 Tanner Leslie, SP
 Parker Weddle, RP
 Austin Warkins, 1B

2023

First Team/Co-Player of the Year
 First Team/Pitcher of the Year
 Second Team
 Second Team
 Second Team
 Honorable Mention
 Honorable Mention
 Honorable Mention
 Honorable Mention
 Honorable Mention



Achtermann

Garrett McGowan, 1B
 Caleb Carr, DH
 Mason Hartman, 2B
 Jordan Maxson, OF
 Peyton Ingalls, SP
 Cruz Aranda, SS
 Tanner Lane, SP

2022

First Team/Gold Glove
 Second Team
 Second Team
 Second Team
 Third Team
 Honorable Mention
 Honorable Mention



Reed

Dawson Pomeroy, UT
 David Henderson, SP
 Ryan Koval, OF
 Mason Hartman, 2B
 Aaron Gerdes, OF
 Cruz Aranda, SS
 Garrett McGowan, 1B
 Peyton Ingalls, SP
 Justin Root, RP

2021

First Team
 Second Team
 Second Team
 Third Team
 Third Team
 Honorable Mention
 Honorable Mention
 Honorable Mention
 Honorable Mention

2020

Shortened Season due to COVID-19 Pandemic



Pogue

Alex Achtermann, UT
 Tanner Lane, RP
 Brad Kinsey, SP
 Tyson Cushman, SS
 John Oliver, 3B

2019

First Team
 Second Team
 Third Team
 Honorable Mention
 Honorable Mention



Vogelbaugh

Dallas Reed, 2B
 Colton Pogue, SS
 Reece Garvie, DH
 Cody White, RP
 Cooper Gardner, RP
 Cody White, 3B
 Joven Afenir, OF

2018

First Team
 First Team
 First Team
 Second Team
 Third Team
 Third Team
 Third Team

2017

Andrew Vogelbaugh, OF
 Dallas Reed, 2B
 Hunter Clanin, OF
 Cooper Gardner, RP
 T.J. Martin, C
 Colton Pogue, SS
 Ty Rowe, RP

Second Team
 Third Team
 Third Team
 Honorable Mention
 Honorable Mention
 Honorable Mention
 Honorable Mention

All-MIAA Players



McKay

Ethan Schlesener, C
Cody Whiting, SP

Andrew Vogelbaugh, 1B
Christian Arnold, OF
Jacob Boylan, 3B
George Brandecker, SP

Honorable Mention
Honorable Mention

2016

Third Team
Honorable Mention
Honorable Mention
Honorable Mention



Foss

Nate Arnold, C
Andrew Kreiling, OF
Ryan McKay, RP
Andrew Vogelbaugh, 1B
Erek Hackney, SS
Luke Bordewick, OF

Ryan McKay, RP
Cody Ball, OF
Brad Foss, 3B
Ryan McKay, RP
Tyler Thompson, SP

Second Team
Third Team
Honorable Mention
Honorable Mention
Honorable Mention
Honorable Mention

2014

Honorable Mention
Honorable Mention
Honorable Mention
Honorable Mention



Sibala

Matt Stalcup, SP
George Brandecker, SP
Ryan McKay, RP
Jacoby Martin, C
Ryan Bilovesky, 1B
Brad Foss, 3B
Tory Stoffregen, OF
Ryan Ventura, OF

First Team
Honorable Mention
Honorable Mention
Honorable Mention
Honorable Mention
Honorable Mention
Honorable Mention
Honorable Mention

2013

Chase Barnes, OF
Matt Stalcup, P

Honorable Mention
Honorable Mention

2012



House

Ryan Reddick, DH
Chase Barnes, OF
Taylor Sibala, 2B

Second Team
Honorable Mention
Honorable Mention

2011

Taylor Sibala, 2B
Jeremy Graves, SS
Rhett Rigby, OF

Second Team
Honorable Mention
Honorable Mention

2010



Clark

Tim Brown, P
Taylor House, OF
Jason Murphy, UT

Second Team
Second Team
Honorable Mention

2009

Taylor House, OF
Brian Dean, UT
Brett Hothan, SS

Second Team
Honorable Mention
Honorable Mention

2008

All-MIAA Players



Jeff Deao

Bryson Clark, SP
 Jeff Deao, OF
 Kevin Deao, OF
 Drew Schulte, DH
 T.J. Franklin, 1B
 Brett Hothan, SS
 Luke Naccarato, 3B

2007

First Team/Pitcher of the Year
 First Team
 Second Team
 Second Team
 Honorable Mention
 Honorable Mention
 Honorable Mention



Cleveland

John Brummett, C
 Travis Jensen, UT
 T.J. Prentice, 2B
 Drew Schulte, DH
 Brad Smith, 3B
 Jeff Deao, OF
 Michael Grosdidier, RP
 Chris Reddout, P

2006

Second Team
 Second Team
 Second Team
 Second Team
 Second Team
 Honorable Mention
 Honorable Mention
 Honorable Mention



Clemenson

Chris Klick, P
 Mickey Nichol, OF
 Beau Schultz, C
 T.J. Prentice, OF
 Drew Schulte, DH
 Michael Grosdidier, RP
 Brad Smith, 3B
 Dan Walters, 2B
 Brad Smith, OF

2005

First Team
 First Team/Co-Player of the Year
 First Team
 Second Team
 Second Team
 Honorable Mention
 Honorable Mention
 Honorable Mention
 Honorable Mention



Sweeney

Ryan Burke, OF
 Brian Ahlers, UT
 Derek Smith, RP
 Brad Stroud, P
 Chris Klick, P
 Craig Peltier, P
 Beau Schultz, C
 Drew Schulte, 3B

2004

First Team
 Second Team
 Second Team
 Second Team
 Honorable Mention
 Honorable Mention
 Honorable Mention
 Honorable Mention



Long

Jason Clemensen, P
 Brian Ahlers, UT
 Mickey Nichol, OF
 Derek Smith, RP
 Ryan Burke, OF
 Mark Hudson, 1B
 Grant Polk, 3B
 Chris Polsak, OF
 Beau Schultz, C
 Dan Walters, 2B

2003

First Team
 Second Team
 Second Team
 Second Team
 Honorable Mention
 Honorable Mention
 Honorable Mention
 Honorable Mention
 Honorable Mention
 Honorable Mention/Freshman of the Year

2002

First Team
 First Team
 Second Team
 Honorable Mention
 Honorable Mention
 Honorable Mention
 Honorable Mention

All-MIAA Players



A. Schultz

Dan Walters, 2B

Grant Krieger, 2B
Aron Long, RP
Andrew Schultz, UT
Josh Ghram, C
Tad Johnson, 3B
Aaron Willey, OF

Honorable Mention

2001

First Team
First Team
Second Team
Honorable Mention
Honorable Mention
Honorable Mention




Baker

Justin Annin, C
Keith Matlock, P
Austin Kinsey, SS
Andrew Schultz, 3B
Ken Womble, 1B
Nat Brackett, RP
Grant Krieger, 2B
Brad Price, P
Steve Smith, OF
Aaron Willey, OF

First Team
First Team
Second Team
Second Team
Second Team
Honorable Mention
Honorable Mention
Honorable Mention
Honorable Mention
Honorable Mention

2000



Tom Myers

Justin Annin, C
Jeremy Billington, RP
Austin Kinsey, SS
Andrew Schultz, OF
Scott Schultz, 3B
Rob Weilert, 2B
Daryl Cronk, P
Ryan Polter, 1B
Ryan Baker, OF
Mark Drake, DH
Clink Kinsey, P
Keith Matlock, P

First Team
First Team
First Team
First Team
First Team
First Team
Second Team
Second Team
Honorable Mention
Honorable Mention
Honorable Mention
Honorable Mention

1999




Matt Myers

Daryl Cronk, P
Tom Myers, OF
Rob Weilert, 2B
Mark Drake, DH
Austin Kinsey, SS
Ryan Morse, OF
Scott Schultz, UT/RP
Brad Shorter, C
Ryan Baker, OF
Damon Lawrenz, P
Josh Weems, P

First Team
First Team
First Team
Second Team
Second Team
Second Team
Second Team
Second Team
Honorable Mention
Honorable Mention
Honorable Mention

1998




Cleland

Daniel Esposito, SS
Daryl Cronk, P
Ryan Morse, DH
Matt Myers, OF
Greg Segraves, C
Brad Shorter, 3B
Marlon Burroughs, 2B
Matt Kraus, 1B
Tom Myers, OF

First Team/Most Valuable Player
First Team
First Team
First Team
Second Team
Second Team
Honorable Mention
Honorable Mention
Honorable Mention

1997

All-MIAA Players




Babcock

John Cleland, OF
Daniel Esposito, 2B
Jake Hanson, P
Matt Kraus, DH
Jeremy Smith, 3B

1996

Second Team
Second Team
Second Team
Honorable Mention
Freshman of the Year



Cicero

Trent Babcock, SS
Matt Kraus, DH
Matt Myers, OF
Chris Vandervoort, 3B

1995

First Team
Honorable Mention
Honorable Mention
Honorable Mention



Miller

Brad Buckley, P
Denny Ferraro, P
Brian Keeney, DH
Eric Miller, 1B

1994

Second Team
Second Team
Second Team
Second Team

Rob Cicero, OF
Eric Miller, 1B
Greg Murray, C
David Qualls, OF

1993

First Team
Second Team
Second Team
South Division

Darin Lutz, UT
Craig Oertle, OF

1992

Second Team
Second Team

Tommy Chapo, P
Eric Miller, 1B
Craig Oertle, 3B
Travis Shaffer, P
Chuck Stanley, P

1991

Honorable Mention
Honorable Mention
Honorable Mention
Honorable Mention
Honorable Mention

All-America Players

NCAA Division II All-America American Baseball Coaches Association (ABCA) / Rawlings or National College Baseball Writers of America (NCBWA)



McGowan

Cade Clemons, SS
Nixon Brannan, C

2023

1st Team (NCBWA)
2nd Team (ABCA)
3rd Team (NCBWA)




Nichol

Garrett McGowan, INF

2022

1st Team/Gold Glove (ABCA)
3rd Team (NCBWA)



Cronk

Dawson Pomeroy, UT

2021

Honorable Mention (NCBWA)

John Brummett, C

2006

1st Team (ABCA)

Mickey Nichol, OF

2005

3rd Team (ABCA)

Justin Annin, C

2000

1st Team (ABCA)

Rob Weilert, INF
Brad Shorter, C


1998

2nd Team (ABCA)
3rd Team (ABCA)

Daniel Esposito, INF
Daryl Cronk, P

1997

1st Team (ABCA)
2nd Team (ABCA)



Esposito

All-Region Players

All-Central Region

American Baseball Coaches Association (ABCA) / Rawlings or National College Baseball Writers of America (NCBWA)



Pomeroy

Nixon Brannan, C
Cade Clemons, SS
Zac Shoemaker, SP
Karson Coffee, OF
Ben Des Rosiers, SP

2023

1st Team (ABCA/NCBWA)
1st Team (ABCA/NCBWA)
2nd Team (NCBWA)
Honorable Mention (NCBWA)
Honorable Mention (NCBWA)



Brummett

Garrett McGowan, 1B

Dawson Pomeroy, UT

Bryson Clark, P
Jeff Deao, OF

John Brummett, C
Travis Jensen, UT
T.J. Prentice, 2B

2022

1st Team

2021

1st Team

2007

1st Team
2nd Team

2006

1st Team
2nd Team
2nd Team

2005

1st Team
1st Team
2nd Team

2004

1st Team

2002

1st Team
2nd Team

2000

1st Team

1999

1st Team/Player of the Year
1st Team
1st Team
1st Team

1998

1st Team
1st Team
1st Team
1st Team
2nd Team

1997

1st Team/Pitcher of the Year
1st Team/Player of the Year
1st Team
1st Team

1995


1st Team

1994

2nd Team
2nd Team
2nd Team
2nd Team

1993

1st Team




Annin

Mickey Nichol, OF
Beau Schultz, C
Chris Klick, P

Ryan Burke, OF

Paul Sweeney, P
Brett Parsons, P



Weilert

Justin Annin, C

Justin Annin, C
Austin Kinsey, SS
Scott Schultz, 3B
Rob Weilert, 2B

Tom Myers, OF
Scott Schultz, RP
Brad Shorter, C
Rob Weilert, 2B
Daryl Cronk, P



Shorter

Daryl Cronk, P
Daniel Esposito, SS
Matt Myers, OF
Brad Shorter, 3B

Trent Babcock, SS

Brad Buckley, RP
Denny Ferraro, P
Brian Keeney, DH
Eric Miller, 1B

Rob Cicero, OF

Gorillas in the Pros

1964

Player

Steve Mingori
Gary Haverly

Professional Organization

Cincinnati Reds
New York Mets

1965

Player

Freddie Brown
Kerry Compton

Professional Organization

New York Yankees
New York Yankees

1966

Player

Dave Ross

Professional Organization

New York Yankees

1967

Player

Steve Eagan

Professional Organization

Boston Red Sox

1968

Player

Dick Long

Professional Organization

Kansas City Royals

1970

Player

Sanford Sigman

Professional Organization

New York Yankees

1992

Player

Travis Shaffer

Professional Organization

New York Mets

1995

Player

Scott Beach

Professional Organization

Pittsburgh Pirates

2006

Player

John Brummett
Chris Reddout

Professional Organization

Oakland Athletics
Toronto Blue Jays

2010

Player

Tim Brown

Professional Organization

Boston Red Sox

2013

Player

Matt Stalcup

Professional Organization

Oakland Athletics

2018

Player

Colton Pogue

Professional Organization

Washington Nationals

2022

Player

Garrett McGowan

Professional Organization

Houston Astros

All-Time Scores

1962

Head Coach: Al Ortolani

Record: 7-5

Date Opponent

4/7	at Arkansas
4/7	at Arkansas
4/10	Emporia State
4/10	Emporia State
4/17	Friends
4/17	Friends
5/1	at College of Emporia
5/1	at College of Emporia
5/8	at Benedictine
5/8	at Benedictine
5/19	Nebraska-Omaha
5/19	Nebraska-Omaha

Result Site

L, 1-5	Fayetteville, Ark.
L, 3-11	Fayetteville, Ark.
W, 10-2	Pittsburg
L, 1-2	Pittsburg
W, 9-0	Pittsburg
L, 5-8	Pittsburg
L, 2-4	Emporia, Kan.
W, 5-4	Emporia, Kan.
W, 2-0	Atchison, Kan.
W, 8-0	Atchison, Kan.
W, 10-9	Pittsburg
W, 9-4	Pittsburg

5/8	vs. Washburn *
5/10	vs. Washburn *
5/14	at Rockhurst
5/14	at Rockhurst
5/20	at Nebraska-Omaha #
5/20	vs. Wayne State #

L, 6-8	Emporia, Kan.
W, 6-0	Emporia, Kan.
W, 5-4	Kansas City, Mo.
L, 2-9	Kansas City, Mo.
L, 0-7	Omaha, Neb.
L, 3-4	Omaha, Neb.

* CIC Tournament
NAA District 3 Tournament

1966

Head Coach: Al Ortolani

Record: 10-7

CIC Tournament Champions

Date Opponent

3/26	Buena Vista
3/26	Buena Vista
4/1	Rockhurst
4/13	at Drury
4/13	at Drury
4/16	Baker
4/16	Baker
4/26	at Benedictine
4/26	at Benedictine
4/29	Emporia State
4/29	Emporia State
5/3	Missouri State
5/3	Missouri State
5/5	at Nebraska-Omaha *
5/6	vs. Washburn *
5/7	vs. Washburn *

Result Site	
L, 6-10	Pittsburg
L, 3-4	Pittsburg
L, 0-1	Pittsburg
W, 8-4	Pittsburg
W, 3-0	Springfield, Mo.
W, 6-1	Springfield, Mo.
W, 2-2	Pittsburg
L, 2-6	Pittsburg
W, 5-3	Atchison, Kan.
L, 2-6	Atchison, Kan.
L, 0-1	Atchison, Kan.
W, 7-3	Pittsburg
L, 2-3	Pittsburg
W, 7-6	Pittsburg
W, 14-4	Omaha, Neb.
W, 5-2	Omaha, Neb.
W, 7-6	Omaha, Neb.

* CIC Tournament

1967

Head Coach: Al Ortolani

Record: 10-5

Date Opponent

3/18	Buena Vista
3/25	Washburn
3/25	Washburn
3/29	at Southwest Baptist
4/11	at Missouri State
4/11	at Missouri State
4/15	at Rockhurst
4/15	at Rockhurst
4/19	John Brown
4/19	John Brown
4/20	at Arkansas
4/20	at Arkansas
4/22	Benedictine
4/22	Benedictine
5/4	at Washburn *

Result Site	
W, 6-3	Pittsburg
W, 6-4	Pittsburg
L, 3-7	Pittsburg
W, 4-2	Bolivar, Mo.
W, 2-0	Springfield, Mo.
W, 3-2	Springfield, Mo.
W, 5-2	Kansas City, Mo.
W, 7-4	Kansas City, Mo.
W, 7-1	Pittsburg
W, 4-0	Pittsburg
L, 1-8	Fayetteville, Ark.
L, 2-6	Fayetteville, Ark.
L, 0-3	Pittsburg
W, 4-3	Pittsburg
L, 5-10	Topeka, Kan.

* CIC Tournament

1968

Head Coach: Al Ortolani

Record: 5-6

Date Opponent

4/9	Missouri State
4/9	Missouri State
4/13	Parsons, Iowa
4/16	Southwest Baptist
4/27	Arkansas
4/27	Arkansas
5/1	Nebraska-Omaha *
5/2	Washburn *
5/3	Emporia State *
5/8	at Rockhurst
5/8	at Rockhurst

Result Site	
W, 4-0	Pittsburg
L, 0-3	Pittsburg
L, 1-8	Pittsburg
W, 9-1	Pittsburg
L, 5-8	Pittsburg
L, 0-3	Pittsburg
L, 0-2	Pittsburg
W, 8-5	Pittsburg
L, 2-4	Pittsburg
W, 5-2	Kansas City, Mo.
W, 8-3	Kansas City, Mo.

* CIC Tournament

1963

Head Coach: Al Ortolani

Record: 6-8

Date Opponent

4/1	at Northeastern State
4/1	at Northeastern State
4/6	at Rockhurst
4/6	at Rockhurst
4/10	Emporia State
4/10	Emporia State
4/16	at Friends
4/16	at Friends
4/20	Washburn
4/20	Washburn
4/24	at Benedictine
4/24	at Benedictine
4/30	Arkansas
4/30	Arkansas

Result Site

L, 7-8	Tahlequah, Okla.
W, 9-3	Tahlequah, Okla.
W, 11-5	Kansas City, Mo.
L, 5-6	Kansas City, Mo.
L, 1-5	Pittsburg
L, 0-6	Pittsburg
W, 8-1	Wichita, Kan.
W, 14-2	Wichita, Kan.
L, 2-3	Pittsburg
L, 5-6	Pittsburg
W, 1-0	Atchison, Kan.
W, 3-1	Atchison, Kan.
L, 4-9	Pittsburg
L, 1-2	Pittsburg

1964

Head Coach: Al Ortolani

Record: 6-8

Date Opponent

4/8	at Emporia State
4/8	at Emporia State
4/9	at Rockhurst
4/9	at Rockhurst
4/18	at Washburn
4/18	at Washburn
4/22	at John Brown
4/22	at John Brown
4/28	at Missouri State
4/28	at Missouri State
5/5	at Friends
5/5	at Friends
5/14	at Baker
5/14	at Baker

Result Site

L, 0-5	Emporia, Kan.
L, 0-7	Emporia, Kan.
L, 8-9	Kansas City, Mo.
L, 8-9	Kansas City, Mo.
L, 4-14	Topeka, Kan.
L, 4-5	Topeka, Kan.
L, 0-2	Siloam Springs, Ark.
W, 14-9	Siloam Springs, Ark.
W, 5-4	Springfield, Mo.
L, 5-6	Springfield, Mo.
W, 8-0	Wichita, Kan.
W, 5-1	Wichita, Kan.
W, 19-2	Baldwin City, Kan.
W, 6-5	Baldwin City, Kan.

1965

Head Coach: Al Ortolani

Record: 14-6

CIC Tournament Champions

NAA District 3 Tournament Qualifiers

Date Opponent

3/29	at Friends
3/29	at Friends
3/31	John Brown
3/31	John Brown
4/20	Drury
4/20	Drury
4/24	Benedictine
4/24	Benedictine
4/27	at Northeastern State
4/27	at Northeastern State
5/1	at Missouri State
5/1	at Missouri State
5/6	vs. Washburn *
5/7	at Emporia State *

Result Site

W, 5-0	Wichita, Kan.
W, 9-3	Wichita, Kan.
W, 9-0	Pittsburg
L, 0-7	Pittsburg
W, 15-0	Pittsburg
W, 4-3	Pittsburg
W, 5-0	Pittsburg
W, 13-3	Pittsburg
W, 5-3	Tahlequah, Okla.
L, 0-4	Tahlequah, Okla.
W, 5-2	Springfield, Mo.
W, 5-2	Springfield, Mo.
W, 12-11	Emporia, Kan.
W, 11-0	Emporia, Kan.

All-Time Scores

1969

Head Coach: Al Ortolani

Record: 15-8

Date	Opponent	Result	Site
3/27	at Central Bible	W, 4-1	Springfield, Mo.
3/27	at Central Bible	W, 14-0	Springfield, Mo.
4/1	at Missouri State	L, 7-8	Springfield, Mo.
4/1	at Missouri State	L, 2-11	Springfield, Mo.
4/5	at John Brown	W, 3-1	Siloam Springs, Ark.
4/5	at John Brown	W, 2-1	Siloam Springs, Ark.
4/8	Missouri State	W, 4-1	Pittsburg
4/8	Missouri State	W, 5-3	Pittsburg
4/11	at Emporia State	L, 1-10	Emporia, Kan.
4/11	at Emporia State	L, 1-4	Emporia, Kan.
4/16	at Southwest Baptist	W, 3-2	Bolivar, Mo.
4/16	at Southwest Baptist	W, 2-0	Bolivar, Mo.
4/22	Drury	W, 11-0	Pittsburg
4/22	Drury	W, 9-4	Pittsburg
4/25	Emporia State	W, 3-2	Pittsburg
4/26	at Arkansas	L, 4-10	Fayetteville, Ark.
4/26	at Arkansas	W, 6-4	Fayetteville, Ark.
4/29	Rockhurst	W, 8-7	Pittsburg
4/29	Rockhurst	W, 2-1	Pittsburg
5/2	vs. Nebraska-Omaha *	W, 6-5	Emporia, Kan.
5/2	at Emporia State *	L, 4-18	Emporia, Kan.
5/3	vs. Nebraska-Omaha *	L, 3-7	Emporia, Kan.
5/3	at Emporia State *	L, 2-4	Emporia, Kan.

* RMAC Plains Division playoffs

1970

Head Coach: Al Ortolani

Record: 5-11

Date	Opponent	Result	Site
4/7	Missouri State	W, 7-2	Pittsburg
4/7	Missouri State	L, 1-7	Pittsburg
4/10	John Brown	L, 1-5	Pittsburg
4/10	John Brown	L, 3-15	Pittsburg
4/11	at Washburn	L, 0-10	Topeka, Kan.
4/11	at Washburn	W, 5-4	Topeka, Kan.
4/16	at Rockhurst	W, 4-3	Kansas City, Mo.
4/16	at Rockhurst	L, 8-9	Kansas City, Mo.
4/20	at Emporia State	L, 1-11	Emporia, Kan.
4/20	at Emporia State	L, 0-8	Emporia, Kan.
4/21	Emporia State	L, 0-12	Pittsburg
4/21	Emporia State	W, 5-2	Pittsburg
4/27	at Baker	L, 1-12	Baldwin City, Kan.
4/27	at Baker	W, 4-3	Baldwin City, Kan.
5/1	vs. Nebraska-Omaha *	L, 0-2	Emporia, Kan.
5/1	at Emporia State *	L, 0-2	Emporia, Kan.

* RMAC Plains Division playoffs

1971

Head Coach: Al Ortolani

Record: 11-15

Date	Opponent	Result	Site
3/20	at Southwestern	W, 13-2	Winfield, Kan.
3/20	at Southwestern	W, 8-0	Winfield, Kan.
3/27	at Missouri State	L, 4-9	Springfield, Mo.
3/27	at Missouri State	L, 2-3	Springfield, Mo.
4/3	Washburn	W, 6-4	Pittsburg
4/3	Washburn	L, 8-10	Pittsburg
4/7	Baker	W, 11-1	Pittsburg
4/7	Baker	W, 6-4	Pittsburg
4/8	Southwest Baptist	W, 14-4	Pittsburg
4/8	Southwest Baptist	W, 14-0	Pittsburg
4/10	at John Brown	L, 4-9	Siloam Springs, Ark.
4/10	at John Brown	W, 5-4	Siloam Springs, Ark.
4/13	Missouri Western	L, 3-7	Pittsburg
4/13	Missouri Western	L, 1-2	Pittsburg
4/16	at Arkansas	L, 0-6	Fayetteville, Ark.
4/16	at Arkansas	L, 1-11	Fayetteville, Ark.
4/24	at Emporia State	L, 1-5	Emporia, Kan.
4/24	at Emporia State	L, 3-4	Emporia, Kan.
4/26	Missouri State	W, 2-0	Pittsburg
4/26	Missouri State	W, 3-2	Pittsburg
4/29	at Rockhurst	W, 7-2	Kansas City, Mo.
4/29	at Rockhurst	L, 0-2	Kansas City, Mo.
5/1	Rockhurst	L, 0-4	Pittsburg
5/1	Rockhurst	L, 9-10	Pittsburg
5/7	at Washburn *	L, 7-8	Topeka, Kan.
5/7	vs. Nebraska-Omaha *	L, 8-10	Topeka, Kan.

* RMAC Plains Division playoffs

1972

Head Coach: Al Ortolani

Record: 6-11

Date	Opponent	Result	Site
3/21	at Missouri State	L, 4-7	Springfield, Mo.
3/21	at Missouri State	L, 0-14	Springfield, Mo.

3/25	at Emporia State	L, 1-9	Emporia, Kan.
4/4	Missouri State	W, 13-12	Pittsburg
4/4	Missouri State	L, 6-10	Pittsburg
4/8	Missouri Southern	W, 1-0	Pittsburg
4/8	Missouri Southern	W, 2-0	Pittsburg
4/11	at Arkansas	L, 0-9	Fayetteville, Ark.
4/11	at Arkansas	L, 0-5	Fayetteville, Ark.
4/25	John Brown	L, 1-7	Pittsburg
4/25	John Brown	L, 1-4	Pittsburg
4/26	Benedictine	W, 6-2	Pittsburg
4/26	Benedictine	W, 5-1	Pittsburg
4/29	at Emporia State	W, 5-1	Emporia, Kan.
5/2	at Washburn	L, 1-5	Topeka, Kan.
5/2	at Washburn	L, 1-4	Topeka, Kan.
5/5	vs. Nebraska-Omaha *	L, 1-6	Topeka, Kan.

* RMAC Plains Division playoffs

NO TEAM - 1973-90

1991

Head Coach: Steve Bever

Record: 15-32, 5-9 MIAA South

Date	Opponent	Result	Site
2/19	at Oral Roberts	L, 1-2	Tulsa, Okla.
2/19	at Oral Roberts	L, 0-11	Tulsa, Okla.
2/23	at Friends	L, 6-7	Wichita, Kan.
2/23	at Friends	W, 14-1	Wichita, Kan.
3/1	Benedictine	L, 4-10	Pittsburg
3/1	Benedictine	L, 3-10	Pittsburg
3/2	Benedictine	W, 6-1	Pittsburg
3/5	Newman	W, 2-1	Pittsburg
3/5	Newman	L, 0-5	Pittsburg
3/10	Washburn	L, 3-4	Pittsburg
3/10	Washburn	W, 6-0	Pittsburg
3/11	Washburn	L, 3-8	Pittsburg
3/11	Washburn	W, 4-0	Pittsburg
3/12	at Central Oklahoma	L, 3-17	Edmond, Okla.
3/12	at Central Oklahoma	L, 3-6	Edmond, Okla.
3/15	Truman	W, 4-3	Pittsburg
3/15	Truman	W, 7-3	Pittsburg
3/17	at Cameron	L, 0-2	Lawton, Okla.
3/17	at Cameron	W, 9-5	Lawton, Okla.
3/21	at Emporia State	L, 5-15	Emporia, Kan.
3/21	at Emporia State	L, 6-10	Emporia, Kan.
3/23	Missouri S&T *	W, 13-5	Pittsburg
3/23	Missouri S&T *	W, 16-5	Pittsburg
3/24	Missouri S&T *	W, 4-3	Pittsburg
3/25	Missouri Western	L, 1-2	Pittsburg
3/25	Missouri Western	L, 0-2	Pittsburg
3/26	at Benedictine	W, 9-4	Atchison, Kan.
3/26	at Benedictine	L, 1-2	Atchison, Kan.
3/29	at Southwest Baptist *	L, 6-7	Bolivar, Mo.
3/30	at Southwest Baptist *	L, 6-20	Bolivar, Mo.
3/30	at Southwest Baptist *	W, 9-7	Bolivar, Mo.
4/1	Oral Roberts	L, 1-7	Pittsburg
4/1	Oral Roberts	L, 3-11	Pittsburg
4/6	Southeast Missouri *	W, 3-2	Pittsburg
4/6	Southeast Missouri *	L, 1-2	Pittsburg
4/7	Southeast Missouri *	L, 1-5	Pittsburg
4/8	at Newman	L, 0-12	Wichita, Kan.
4/8	at Newman	L, 0-14	Wichita, Kan.
4/12	at Missouri Southern *	L, 0-12	Joplin, Mo.
4/14	at Missouri Southern *	L, 0-14	Joplin, Mo.
4/14	at Missouri Southern *	L, 0-9	Joplin, Mo.
4/16	at Washburn	W, 6-4	Topeka, Kan.
4/16	at Washburn	L, 2-6	Topeka, Kan.
4/21	at Missouri-St. Louis *	L, 0-2	St. Louis, Mo.
4/21	at Missouri-St. Louis *	L, 2-4	St. Louis, Mo.
4/23	at Central Missouri	L, 5-14	Warrensburg, Mo.
4/23	at Central Missouri	L, 2-10	Warrensburg, Mo.

* MIAA South Division game

1992

Head Coach: Steve Bever

Record: 17-26, 7-5 MIAA South

Date	Opponent	Result	Site
2/25	Oral Roberts	L, 3-11	Pittsburg
2/25	Oral Roberts	L, 1-13	Pittsburg
3/3	Nebraska-Kearney	W, 8-3	Pittsburg
3/3	Nebraska-Kearney	W, 5-1	Pittsburg
3/7	Washburn	W, 8-4	Pittsburg
3/7	Washburn	W, 5-4	Pittsburg
3/8	Washburn	W, 12-2	Pittsburg
3/8	Washburn	L, 2-3	Pittsburg
3/9	Cameron	L, 2-4	Pittsburg
3/9	Cameron	L, 4-12	Pittsburg
3/10	Cameron	W, 10-9	Pittsburg
3/11	at Oral Roberts	L, 1-21	Tulsa, Okla.
3/11	at Oral Roberts	L, 5-12	Tulsa, Okla.

All-Time Scores

3/13	Regis	L, 0-9	Pittsburg	3/10	Wayne State, Neb.	W, 13-7	Pittsburg
3/13	Regis	L, 2-7	Pittsburg	3/12	at Missouri Western	W, 3-2	St. Joseph, Mo.
3/14	at Missouri Western	L, 7-8	St. Joseph, Mo.	3/12	at Missouri Western	W, 2-0	St. Joseph, Mo.
3/14	at Missouri Western	W, 2-0	St. Joseph, Mo.	3/14	Washburn	L, 6-7	Pittsburg
3/15	at NW Missouri State	L, 0-3	Maryville, Mo.	3/14	Washburn	L, 9-10	Pittsburg
3/15	at NW Missouri State	L, 4-5	Maryville, Mo.	3/15	Washburn	L, 5-6	Pittsburg
3/20	Truman	W, 2-1	Pittsburg	3/16	at Kansas	L, 4-16	Lawrence, Kan.
3/20	Truman	W, 3-7	Pittsburg	3/18	York, Neb.	W, 25-4	Pittsburg
3/21	Missouri-St. Louis *	W, 8-7	Pittsburg	3/19	Missouri-St. Louis *	L, 0-9	Pittsburg
3/21	Missouri-St. Louis *	W, 2-6	Pittsburg	3/19	Missouri-St. Louis *	L, 4-6	Pittsburg
3/22	Missouri-St. Louis *	L, 1-12	Pittsburg	3/20	Missouri-St. Louis *	W, 6-5	Pittsburg
3/24	Missouri Western	W, 4-1	Pittsburg	3/20	Missouri-St. Louis *	W, 5-3	Pittsburg
3/24	Missouri Western	L, 1-4	Pittsburg	3/21	Missouri Western	W, 7-6	Pittsburg
3/27	Missouri Southern *	L, 5-11	Pittsburg	3/22	at Central Oklahoma	L, 2-12	Edmond, Okla.
3/28	Missouri Southern *	L, 0-11	Pittsburg	3/22	at Central Oklahoma	L, 6-8	Edmond, Okla.
3/28	Missouri Southern *	L, 1-7	Pittsburg	3/25	Missouri Southern *	L, 6-17	Pittsburg
3/31	Central Oklahoma	L, 4-8	Pittsburg	3/29	at Emporia State	W, 14-4	Emporia, Kan.
3/31	Central Oklahoma	L, 1-11	Pittsburg	3/29	at Emporia State	L, 9-10	Emporia, Kan.
4/4	at Lincoln *	W, 14-4	Jefferson City, Mo.	4/1	at Lincoln *	W, 15-4	Jefferson City, Mo.
4/4	at Lincoln *	W, 14-1	Jefferson City, Mo.	4/1	at Lincoln *	W, 5-4	Jefferson City, Mo.
4/5	at Lincoln *	W, 15-0	Jefferson City, Mo.	4/2	at Lincoln *	W, 11-7	Jefferson City, Mo.
4/6	Friends	W, 11-4	Pittsburg	4/2	at Lincoln *	L, 0-4	Jefferson City, Mo.
4/10	Southwest Baptist *	W, 6-5	Pittsburg	4/8	Southwest Baptist *	W, 12-3	Pittsburg
4/11	Southwest Baptist *	W, 3-1	Pittsburg	4/8	Southwest Baptist *	W, 10-3	Pittsburg
4/11	Southwest Baptist *	W, 6-0	Pittsburg	4/9	Southwest Baptist *	W, 8-6	Pittsburg
4/13	at Kansas	L, 0-5	Lawrence, Kan.	4/9	Southwest Baptist *	W, 5-3	Pittsburg
4/14	at Washburn	L, 1-2	Topeka, Kan.	4/14	at Newman	L, 4-14	Wichita, Kan.
4/14	at Washburn	L, 0-2	Topeka, Kan.	4/14	at Newman	W, 16-11	Wichita, Kan.
4/22	at Newman	L, 8-13	Wichita, Kan.	4/16	at Missouri S&T *	W, 11-0	Rolla, Mo.
4/22	at Newman	L, 9-10	Wichita, Kan.	4/17	at Missouri S&T *	W, 11-7	Rolla, Mo.
				4/17	at Missouri S&T *	W, 6-3	Rolla, Mo.
				4/19	at Washburn	L, 2-6	Topeka, Kan.
				4/19	at Washburn	L, 3-4	Topeka, Kan.
				4/23	Emporia State #	W, 7-6	Pittsburg
				4/23	Emporia State #	W, 8-7	Pittsburg
				4/29	vs. Missouri Southern #	L, 7-8	Warrensburg, Mo.
				5/1	at Central Missouri #	L, 4-7	Warrensburg, Mo.

* MIAA South Division game

1993

Head Coach: Steve Bever

Record: 15-18, 7-8 MIAA South

Date	Opponent	Result	Site
2/13	at Cameron	W, 6-3	Lawton, Okla.
2/13	at Cameron	W, 5-6	Lawton, Okla.
2/14	at Cameron	W, 3-0	Lawton, Okla.
2/23	at Oral Roberts	L, 6-8	Tulsa, Okla.
2/23	at Oral Roberts	L, 5-17	Tulsa, Okla.
3/7	Northern State	W, 9-1	Pittsburg
3/7	Northern State	W, 13-6	Pittsburg
3/8	Truman *	W, 14-13	Pittsburg
3/8	Truman *	W, 7-6	Pittsburg
3/9	at Kansas	L, 0-7	Lawrence, Kan.
3/10	Central Missouri *	W, 11-10	Pittsburg
3/12	Northern State	W, 10-1	Pittsburg
3/12	Northern State	W, 9-7	Pittsburg
3/16	Missouri Western *	L, 5-8	Pittsburg
3/16	Wisconsin-Stevens Point	L, 5-6	Pittsburg
3/24	at NW Missouri State *	W, 10-7	Maryville, Mo.
3/25	Fort Hays State	L, 2-9	Pittsburg
3/25	Fort Hays State	L, 2-14	Pittsburg
3/26	Southwest Baptist *	W, 7-6	Bolivar, Mo.
3/27	Southwest Baptist *	W, 8-4	Bolivar, Mo.
3/27	Southwest Baptist *	L, 5-8	Bolivar, Mo.
3/29	at Emporia State *	L, 8-9	Emporia, Kan.
4/3	Lincoln *	W, 10-9	Pittsburg
4/3	Lincoln *	W, 9-5	Pittsburg
4/9	at Missouri Southern *	L, 3-8	Joplin, Mo.
4/10	at Missouri Southern *	L, 16-17	Joplin, Mo.
4/10	at Missouri Southern *	L, 5-15	Joplin, Mo.
4/18	at Missouri-St. Louis *	L, 0-8	St. Louis, Mo.
4/18	at Missouri-St. Louis *	L, 5-8	St. Louis, Mo./4/19
	at Newman	L, 3-6	Wichita, Kan.
4/19	at Newman	L, 13-14	Wichita, Kan.
4/20	Central Oklahoma	W, 6-4	Pittsburg
4/20	Central Oklahoma	L, 2-10	Pittsburg

* MIAA game

1994

Head Coach: Steve Bever

Record: 30-20, 12-4 MIAA South

MIAA Tournament Semifinalist

Date	Opponent	Result	Site
2/12	at Cameron	W, 5-3	Lawton, Okla.
2/12	at Cameron	W, 11-7	Lawton, Okla.
2/13	at Cameron	L, 6-10	Lawton, Okla.
2/26	vs. Nebraska-Kearney	L, 2-5	Joplin, Mo.
2/26	vs. Nebraska-Kearney	W, 7-1	Joplin, Mo.
3/3	at Friends	W, 15-3	Wichita, Kan.
3/3	at Friends	W, 11-2	Wichita, Kan.
3/5	Truman	W, 9-8	Pittsburg
3/7	Jamestown	W, 7-1	Pittsburg
3/8	Northwestern, Iowa	W, 8-2	Pittsburg
3/9	Missouri Valley	W, 7-6	Pittsburg
3/9	Missouri Valley	L, 5-6	Pittsburg
3/10	Wayne State, Neb.	L, 4-7	Pittsburg

3/10	Wayne State, Neb.	W, 13-7	Pittsburg
3/12	at Missouri Western	W, 3-2	St. Joseph, Mo.
3/12	at Missouri Western	W, 2-0	St. Joseph, Mo.
3/14	Washburn	L, 6-7	Pittsburg
3/14	Washburn	L, 9-10	Pittsburg
3/15	Washburn	L, 5-6	Pittsburg
3/16	at Kansas	L, 4-16	Lawrence, Kan.
3/18	York, Neb.	W, 25-4	Pittsburg
3/19	Missouri-St. Louis *	L, 0-9	Pittsburg
3/19	Missouri-St. Louis *	L, 4-6	Pittsburg
3/20	Missouri-St. Louis *	W, 6-5	Pittsburg
3/20	Missouri-St. Louis *	W, 5-3	Pittsburg
3/21	Missouri Western	W, 7-6	Pittsburg
3/22	at Central Oklahoma	L, 2-12	Edmond, Okla.
3/22	at Central Oklahoma	L, 6-8	Edmond, Okla.
3/25	Missouri Southern *	L, 6-17	Pittsburg
3/29	at Emporia State	W, 14-4	Emporia, Kan.
3/29	at Emporia State	L, 9-10	Emporia, Kan.
4/1	at Lincoln *	W, 15-4	Jefferson City, Mo.
4/1	at Lincoln *	W, 5-4	Jefferson City, Mo.
4/2	at Lincoln *	W, 11-7	Jefferson City, Mo.
4/2	at Lincoln *	L, 0-4	Jefferson City, Mo.
4/8	Southwest Baptist *	W, 12-3	Pittsburg
4/8	Southwest Baptist *	W, 10-3	Pittsburg
4/9	Southwest Baptist *	W, 8-6	Pittsburg
4/9	Southwest Baptist *	W, 5-3	Pittsburg
4/14	at Newman	L, 4-14	Wichita, Kan.
4/14	at Newman	W, 16-11	Wichita, Kan.
4/16	at Missouri S&T *	W, 11-0	Rolla, Mo.
4/17	at Missouri S&T *	W, 11-7	Rolla, Mo.
4/17	at Missouri S&T *	W, 6-3	Rolla, Mo.
4/19	at Washburn	L, 2-6	Topeka, Kan.
4/19	at Washburn	L, 3-4	Topeka, Kan.
4/23	Emporia State #	W, 7-6	Pittsburg
4/23	Emporia State #	W, 8-7	Pittsburg
4/29	vs. Missouri Southern #	L, 7-8	Warrensburg, Mo.
5/1	at Central Missouri #	L, 4-7	Warrensburg, Mo.

* MIAA South Division game

MIAA Tournament

1995

Head Coach: Steve Bever

Record: 22-22, 10-10 MIAA South

MIAA Tournament Qualifier

Date	Opponent	Result	Site
2/3	at Cameron	W, 5-4	Lawton, Okla.
2/4	at Cameron	W, 13-10	Lawton, Okla.
2/4	at Cameron	W, 9-6	Lawton, Okla.
3/9	vs. South Dakota State	L, 7-9	Joplin, Mo.
3/12	at Northwest Missouri	L, 0-1	Maryville, Mo.
3/12	at Northwest Missouri	L, 4-5	Maryville, Mo.
3/16	Central Oklahoma	L, 2-5	Pittsburg
3/16	Central Oklahoma	W, 19-6	Pittsburg
3/17	at Missouri Southern *	L, 2-6	Joplin, Mo.
3/17	at Missouri Southern *	L, 4-5	Joplin, Mo.
3/18	at Missouri Southern *	L, 7-8	Joplin, Mo.
3/18	at Missouri Southern *	L, 2-7	Joplin, Mo.
3/19	Morningside	W, 2-0	Pittsburg
3/19	Morningside	L, 1-8	Pittsburg
3/20	Missouri Western	L, 1-9	Pittsburg
3/20	Missouri Western	L, 7-11	Pittsburg
3/21	Hamline	W, 19-2	Pittsburg
3/21	Nonline	W, 13-4	Pittsburg
3/24	at Southwest Baptist *	W, 10-9	Pittsburg
3/24	at Southwest Baptist *	L, 4-5	Bolivar, Mo.
3/24	at Southwest Baptist *	W, 14-0	Bolivar, Mo.
3/25	at Southwest Baptist *	W, 4-2	Bolivar, Mo.
3/25	at Southwest Baptist *	W, 7-4	Bolivar, Mo.
3/28	at Central Missouri	L, 2-6	Warrensburg, Mo.
3/28	at Central Missouri	L, 9-10	Warrensburg, Mo.
4/1	Lincoln *	L, 5-7	Pittsburg
4/1	Lincoln *	L, 3-6	Pittsburg
4/2	Lincoln *	W, 22-6	Pittsburg
4/2	Lincoln *	W, 17-10	Pittsburg
4/4	at Emporia State	L, 2-6	Emporia, Kan.
4/4	at Emporia State	W, 5-4	Emporia, Kan.
4/6	Northwest Missouri	W, 5-4	Pittsburg
4/6	Northwest Missouri	W, 12-8	Pittsburg
4/8	Missouri S&T *	W, 15-9	Pittsburg
4/8	Missouri S&T *	W, 14-10	Pittsburg
4/9	Missouri S&T *	W, 10-7	Pittsburg
4/9	Missouri S&T *	W, 10-6	Pittsburg
4/14	at Missouri-St. Louis *	L, 6-7	Ballwin, Mo.
4/14	at Missouri-St. Louis *	W, 5-3	Ballwin, Mo.
4/15	at Missouri-St. Louis *	L, 16-23	St. Louis, Mo.
4/15	at Missouri-St. Louis *	L, 0-5	St. Louis, Mo.
4/22	at NW Missouri State #	W, 8-7	Maryville, Mo.
4/22	at NW Missouri State #	L, 3-4	Maryville, Mo.
4/23	at NW Missouri State #	L, 11-12	Maryville, Mo.

* MIAA South Division game

All-Time Scores

MIAA Tournament

1996

Head Coach: Steve Bever

Record: 23-25, 11-7 MIAA South

MIAA Tournament Qualifier

Date	Opponent	Result	Site
2/13	at Oral Roberts	L, 0-5	Tulsa, Okla.
2/17	Wayne State, Neb.	L, 8-10	Pittsburg
2/17	Wayne State, Neb.	W, 2-0	Pittsburg
2/18	Wayne State, Neb.	W, 1-0	Pittsburg
2/18	Wayne State, Neb.	W, 9-1	Pittsburg
3/5	at Arkansas	L, 5-10	Fayetteville, Ark.
3/10	at Missouri Western	W, 11-9	St. Joseph, Mo.
3/10	at Missouri Western	L, 4-8	St. Joseph, Mo.
3/11	Washburn	L, 6-11	Pittsburg
3/11	Washburn	L, 5-10	Pittsburg
3/12	at Central Oklahoma	L, 0-14	Edmond, Okla.
3/12	at Central Oklahoma	L, 0-12	Edmond, Okla.
3/14	West Texas A&M	L, 10-13	Pittsburg
3/14	Morningside	W, 6-0	Pittsburg
3/15	West Texas A&M	W, 9-6	Pittsburg
3/16	Truman	L, 3-4	Pittsburg
3/16	Truman	W, 13-1	Pittsburg
3/17	Central Missouri	L, 6-9	Pittsburg
3/18	Minnesota-Morris	W, 1-0	Pittsburg
3/18	Minnesota-Morris	W, 5-2	Pittsburg
3/20	at Kansas	W, 14-12	Lawrence, Kan.
3/21	Missouri Western	L, 1-6	Pittsburg
3/21	Missouri Western	W, 7-2	Pittsburg
3/22	Southwest Baptist *	W, 4-1	Pittsburg
3/22	Southwest Baptist *	W, 5-3	Pittsburg
3/23	Southwest Baptist *	W, 23-4	Pittsburg
3/23	Southwest Baptist *	W, 21-10	Pittsburg
3/28	Northeastern State	W, 5-2	Pittsburg
3/28	Northeastern State	L, 2-1	Pittsburg
3/30	at Lincoln *	L, 6-9	Jefferson City, Mo.
3/30	at Lincoln *	W, 15-0	Jefferson City, Mo.
4/2	at Missouri State	L, 4-6	Springfield, Mo.
4/5	at Missouri S&T *	L, 14-15	Rolla, Mo.
4/5	at Missouri S&T *	L, 3-4	Rolla, Mo.
4/6	at Missouri S&T *	W, 16-4	Rolla, Mo.
4/6	at Missouri S&T *	W, 6-2	Rolla, Mo.
4/10	at Washburn	L, 5-6	Topeka, Kan.
4/10	at Washburn	L, 3-5	Topeka, Kan.
4/13	Missouri-St. Louis *	L, 1-6	Pittsburg
4/13	Missouri-St. Louis *	L, 3-6	Pittsburg
4/14	Missouri-St. Louis *	W, 18-11	Pittsburg
4/14	Missouri-St. Louis *	W, 4-9	Pittsburg
4/19	Missouri Southern *	W, 10-7	Pittsburg
4/20	Missouri Southern *	W, 5-4	Pittsburg
4/20	Missouri Southern *	W, 6-3	Pittsburg
4/21	Missouri Southern *	L, 5-16	Pittsburg
4/26	at Emporia State #	L, 4-5	Emporia, Kan.
4/26	vs. Washburn #	L, 2-8	Emporia, Kan.

* MIAA South Division game

MIAA Tournament

1997

Head Coach: Steve Bever

Record: 39-18, 17-7 MIAA

MIAA Tournament Semifinalist

NCAA Division II Central Regional Finalist

Date	Opponent	Result	Site
2/1	at Cameron	W, 10-6	Lawton, Okla.
2/1	at Cameron	L, 6-12	Lawton, Okla.
2/2	at Cameron	W, 21-7	Lawton, Okla.
2/3	at Oral Roberts	L, 2-10	Tulsa, Okla.
2/16	Wayne State, Neb.	W, 5-3	Pittsburg
2/16	Wayne State, Neb.	L, 3-14	Pittsburg
2/17	Wayne State, Neb.	W, 14-3	Pittsburg
2/17	Wayne State, Neb.	W, 4-3	Pittsburg
2/23	at Northeastern State	W, 5-0	Tahlequah, Okla.
2/23	at Northeastern State	W, 6-5	Tahlequah, Okla.
3/2	So. Illinois-Edwardsville	W, 4-3	Pittsburg
3/2	So. Illinois-Edwardsville	L, 5-11	Pittsburg
3/4	at Washburn	L, 5-6	Topeka, Kan.
3/4	at Washburn	W, 8-5	Topeka, Kan.
3/6	Bemidji State	W, 27-2	Pittsburg
3/6	Bemidji State	W, 17-5	Pittsburg
3/7	Bemidji State	W, 9-2	Pittsburg
3/7	Bemidji State	W, 15-9	Pittsburg
3/10	Morningside	W, 5-4	Pittsburg
3/10	Morningside	L, 12-14	Pittsburg
3/12	Emporia State *	W, 7-6	Pittsburg
3/12	Emporia State *	W, 13-6	Pittsburg
3/15	Morningside	W, 5-3	Pittsburg
3/15	Morningside	W, 8-7	Pittsburg
3/17	at Missouri Western *	W, 5-2	St. Joseph, Mo.
3/17	at Missouri Western *	W, 12-8	St. Joseph, Mo.
3/19	at Missouri State	W, 4-1	Springfield, Mo.

3/20	Missouri-St. Louis	L, 5-7	Pittsburg
3/22	Lincoln *	L, 6-7	Pittsburg
3/22	Lincoln *	L, 2-4	Pittsburg
3/23	Lincoln *	W, 23-6	Pittsburg
3/26	NW Missouri State *	W, 9-4	Pittsburg
3/26	NW Missouri State *	W, 23-7	Pittsburg
3/27	Minnesota-Morris	W, 26-15	Pittsburg
3/27	Wisconsin-River Falls	W, 10-1	Pittsburg
3/28	Missouri S&T *	W, 24-6	Pittsburg
3/29	Missouri S&T *	W, 7-6	Pittsburg
3/29	Missouri S&T *	W, 6-1	Pittsburg
4/1	at Truman *	W, 10-3	Kirksville, Mo.
4/1	at Truman *	W, 5-1	Kirksville, Mo.
4/9	Washburn *	W, 5-3	Pittsburg
4/9	Washburn *	L, 4-7	Pittsburg
4/12	Missouri Southern *	W, 12-11	Joplin, Mo.
4/12	Missouri Southern *	L, 8-9	Joplin, Mo.
4/13	Missouri Southern *	W, 16-5	Joplin, Mo.
4/16	at Central Missouri *	L, 3-8	Warrensburg, Mo.
4/16	at Central Missouri *	L, 9-16	Warrensburg, Mo.
4/18	at Southwest Baptist *	W, 23-8	Bolivar, Mo.
4/19	at Southwest Baptist *	L, 0-2	Bolivar, Mo.
4/19	at Southwest Baptist *	W, 9-5	Bolivar, Mo.
4/25	NW Missouri State #	W, 6-0	Emporia, Kan.
4/25	Emporia State #	W, 6-5	Emporia, Kan.
4/26	Missouri S&T #	L, 9-20	Emporia, Kan.
4/27	Missouri S&T #	L, 3-5	Emporia, Kan.
5/15	vs. Minnesota State !	W, 5-3	Sioux City, Iowa
5/16	vs. Central Missouri !	L, 7-14	Sioux City, Iowa
5/16	vs. Central Missouri !	L, 1-3	Sioux City, Iowa

* MIAA game

MIAA Tournament

! NCAA Division II Central Regional

1998

Head Coach: Steve Bever

Record: 36-16, 17-5 MIAA

MIAA Tournament Qualifier

NCAA Division II Central Regional Qualifier

Date	Opponent	Result	Site
2/7	at Cameron	W, 6-2	Lawton, Okla.
2/7	at Cameron	L, 8-9	Lawton, Okla.
2/8	at Cameron	L, 2-6	Lawton, Okla.
2/11	at Oral Roberts	L, 4-9	Tulsa, Okla.
2/18	at Arkansas	L, 4-13	Fayetteville, Ark.
2/28	at Northeastern State	W, 6-2	Tahlequah, Okla.
2/28	at Northeastern State	W, 4-2	Tahlequah, Okla.
3/1	So. Illinois-Edwardsville	L, 4-8	Pittsburg
3/1	So. Illinois-Edwardsville	W, 5-4	Pittsburg
3/3	Bemidji State	W, 9-0	Pittsburg
3/3	Bemidji State	W, 16-4	Pittsburg
3/4	Dakota Wesleyan	W, 17-5	Pittsburg
3/4	Dakota Wesleyan	W, 15-3	Pittsburg
3/6	at Missouri State	L, 1-2	Springfield, Mo.
3/14	Wisconsin-Parkside	W, 5-4	Pittsburg
3/14	Wisconsin-Parkside	W, 6-1	Pittsburg
3/22	Missouri Western *	W, 20-1	Pittsburg
3/22	Missouri Western *	W, 13-1	Pittsburg
3/23	Nebraska-Omaha	L, 6-11	Pittsburg
3/23	Morningside	W, 4-3	Pittsburg
3/24	Fort Hays State	W, 6-4	Pittsburg
3/24	Fort Hays State	W, 7-4	Pittsburg
3/25	at NW Missouri State *	L, 4-5	Maryville, Mo.
3/25	at NW Missouri State *	L, 1-6	Maryville, Mo.
3/26	Minnesota-Morris	W, 20-5	Pittsburg
3/26	Morningside	W, 28-6	Pittsburg
3/29	at Missouri S&T *	W, 4-3	Rolla, Mo.
3/29	at Missouri S&T *	W, 7-1	Rolla, Mo.
4/1	Truman *	W, 20-7	Pittsburg
4/1	Truman *	W, 14-8	Pittsburg
4/7	Northeastern State	W, 22-14	Pittsburg
4/7	Northeastern State	W, 13-5	Pittsburg
4/8	at Washburn *	W, 13-7	Topeka, Kan.
4/10	Missouri Southern *	W, 7-4	Pittsburg
4/11	Missouri Southern *	W, 18-9	Pittsburg
4/12	Missouri Southern *	L, 8-12	Pittsburg
4/14	Washburn	W, 19-10	Pittsburg
4/14	Washburn	W, 11-8	Pittsburg
4/15	Central Missouri *	L, 5-13	Pittsburg
4/15	Central Missouri *	L, 3-18	Pittsburg
4/17	Southwest Baptist *	W, 14-2	Pittsburg
4/18	Southwest Baptist *	W, 15-12	Pittsburg
4/18	Southwest Baptist *	W, 7-5	Pittsburg
4/22	at Emporia State *	W, 9-5	Emporia, Kan.
4/22	at Emporia State *	W, 8-1	Emporia, Kan.
4/25	at Lincoln *	W, 20-8	Jefferson City, Mo.
4/25	at Lincoln *	W, 9-8	Jefferson City, Mo.
4/26	at Lincoln *	W, 20-2	Jefferson City, Mo.
5/2	Lincoln #	L, 12-14	Pittsburg

All-Time Scores

5/2	Lincoln #	L, 5-10	Pittsburg
5/14	at Central Missouri !	L, 2-10	Warrensburg, Mo.
5/15	vs. Winona State !	L, 5-7	Warrensburg, Mo.

* MIAA game

MIAA Tournament

! NCAA Division II Central Regional

1999

Head Coach: Steve Bever

Record: 36-14, 12-7 MIAA

MIAA Champions

NCAA Division II Central Regional Finalist

Date	Opponent	Result	Site
2/9	at Cameron	W, 4-2	Lawton, Okla.
2/9	at Cameron	W, 4-1	Lawton, Okla.
2/24	Rockhurst	W, 13-8	Pittsburg
2/24	Rockhurst	L, 11-13	Pittsburg
2/27	at Northeastern State	W, 9-4	Tahlequah, Okla.
2/27	at Northeastern State	W, 9-4	Tahlequah, Okla.
3/7	vs. Northern Colorado	L, 3-6	Hays, Kan.
3/7	at Fort Hays State	W, 9-8	Hays, Kan.
3/10	Ottawa	W, 13-2	Pittsburg
3/10	Ottawa	W, 13-2	Pittsburg
3/11	Baker	W, 5-2	Pittsburg
3/11	Baker	W, 6-4	Pittsburg
3/15	Bemidji State	W, 10-0	Pittsburg
3/16	Morningside	W, 15-1	Pittsburg
3/16	Bemidji State	W, 11-5	Pittsburg
3/18	West Texas A&M	W, 11-0	Pittsburg
3/20	NW Missouri State *	W, 3-2	Pittsburg
3/20	NW Missouri State *	W, 10-5	Pittsburg
3/21	NW Missouri State *	W, 13-12	Pittsburg
3/22	Minnesota-Morris	L, 2-7	Pittsburg
3/22	Minnesota-Morris	W, 8-0	Pittsburg
3/23	Augustana, S.D.	W, 2-1	Pittsburg
3/23	Augustana, S.D.	W, 3-2	Pittsburg
3/24	Augustana, S.D.	W, 4-2	Pittsburg
3/27	at Truman *	W, 12-2	Kirksville, Mo.
3/27	at Truman *	L, 6-11	Kirksville, Mo.
3/28	at Truman *	L, 12-1	Kirksville, Mo.
3/31	at Missouri Southern *	L, 6-7	Joplin, Mo.
3/31	at Missouri Southern *	W, 10-6	Joplin, Mo.
4/2	Washburn *	W, 14-2	Pittsburg
4/6	at Southwest Baptist *	L, 8-9	Bolivar, Mo.
4/6	at Southwest Baptist *	W, 4-1	Bolivar, Mo.
4/10	at Central Missouri *	L, 0-14	Warrensburg, Mo.
4/10	at Central Missouri *	L, 2-5	Warrensburg, Mo.
4/11	at Central Missouri *	L, 0-14	Warrensburg, Mo.
4/17	Emporia State *	W, 11-5	Pittsburg
4/17	Emporia State *	L, 4-6	Pittsburg
4/18	Emporia State *	W, 9-5	Pittsburg
4/20	at Missouri State	L, 2-30	Springfield, Mo.
4/21	Missouri S&T *	W, 15-4	Pittsburg
4/21	Missouri S&T *	W, 33-1	Pittsburg
5/1	Truman #	W, 8-1	Pittsburg
5/1	Truman #	W, 10-9	Pittsburg
5/7	vs. Lincoln #	W, 6-4	Warrensburg, Mo.
5/8	vs. Washburn #	W, 5-2	Warrensburg, Mo.
5/9	at Central Missouri #	W, 8-7	Warrensburg, Mo.
5/13	vs. Minnesota State !	W, 5-3	Warrensburg, Mo.
5/14	vs. Rockhurst !	L, 1-2	Warrensburg, Mo.
5/14	at Central Missouri !	W, 8-7	Warrensburg, Mo.
5/15	vs. Rockhurst !	L, 2-6	Warrensburg, Mo.

* MIAA game

MIAA Tournament

! NCAA Division II Central Regional

2000

Head Coach: Steve Bever

Record: 29-21, 15-14 MIAA

Date	Opponent	Result	Site
2/5	at Cameron	W, 10-0	Lawton, Okla.
2/5	at Cameron	W, 4-3	Lawton, Okla.
2/6	at Cameron	L, 8-11	Lawton, Okla.
2/13	at Northeastern State	L, 4-8	Tahlequah, Okla.
2/13	at Northeastern State	L, 8-12	Tahlequah, Okla.
2/22	at Rockhurst	L, 0-5	Blue Springs, Mo.
2/22	at Rockhurst	W, 11-6	Blue Springs, Mo.
2/27	Northeastern State	L, 12-15	Pittsburg
2/27	Northeastern State	W, 5-3	Pittsburg
3/1	at Missouri State	L, 1-10	Springfield, Mo.
3/7	Northern State	W, 14-1	Pittsburg
3/7	Northern State	W, 7-5	Pittsburg
3/10	Huron	W, 3-2	Pittsburg
3/10	Huron	W, 3-0	Pittsburg
3/14	Quincy	W, 2-1	Pittsburg
3/15	McKendree	W, 5-2	Pittsburg
3/15	Morningside	W, 20-8	Pittsburg
3/17	vs. South Dakota State	L, 3-7	Joplin, Mo.

3/17	vs. Morningside	W, 8-7	Joplin, Mo.
3/20	Iowa Wesleyan	W, 8-1	Pittsburg
3/20	Henderson State	W, 10-0	Pittsburg
3/22	at Missouri S&T *	W, 10-8	Rolla, Mo.
3/22	at Missouri S&T *	W, 10-0	Rolla, Mo.
3/26	Missouri Southern *	L, 7-10	Pittsburg
3/26	Missouri Southern *	L, 0-4	Pittsburg
4/1	Southwest Baptist *	L, 3-4	Pittsburg
4/1	Southwest Baptist *	W, 3-1	Pittsburg
4/2	Central Missouri *	W, 13-6	Pittsburg
4/2	Central Missouri *	L, 3-4	Pittsburg
4/5	Missouri Southern *	L, 10-20	Pittsburg
4/5	Missouri Southern *	L, 5-8	Pittsburg
4/8	Truman *	W, 17-4	Pittsburg
4/8	Truman *	W, 10-7	Pittsburg
4/9	Truman *	W, 23-6	Pittsburg
4/12	Missouri S&T *	L, 4-5	Pittsburg
4/12	Missouri S&T *	W, 5-6	Pittsburg
4/15	at NW Missouri State *	L, 5-6	Maryville, Mo.
4/15	at NW Missouri State *	W, 9-4	Maryville, Mo.
4/18	at Southwest Baptist *	L, 8-14	Bolivar, Mo.
4/18	at Southwest Baptist *	W, 15-14	Bolivar, Mo.
4/21	at Emporia State *	L, 9-13	Emporia, Kan.
4/22	at Emporia State *	W, 17-9	Emporia, Kan.
4/22	at Emporia State *	L, 11-14	Emporia, Kan.
4/26	at Central Missouri *	L, 2-7	Warrensburg, Mo.
4/26	at Central Missouri *	L, 7-8	Warrensburg, Mo.
4/29	Missouri Western *	W, 9-7	Pittsburg
4/29	Missouri Western *	W, 8-3	Pittsburg
4/30	Missouri Western *	W, 20-10	Pittsburg
5/7	Washburn *	W, 15-8	Pittsburg
5/7	Washburn *	L, 2-5	Pittsburg

* MIAA game

2001

Head Coach: Steve Bever

Record: 26-25, 13-17 MIAA

Date	Opponent	Result	Site
2/3	at Cameron	L, 4-6	Lawton, Okla.
2/3	at Cameron	W, 12-6	Lawton, Okla.
2/4	at Cameron	W, 22-6	Lawton, Okla.
2/25	at Northeastern State	L, 9-10	Tahlequah, Okla.
2/25	at Northeastern State	L, 5-8	Tahlequah, Okla.
3/6	Panhandle State	W, 4-1	Pittsburg
3/8	Concordia-St. Paul	W, 4-3	Pittsburg
3/8	Concordia-St. Paul	W, 5-4	Pittsburg
3/10	Lincoln	W, 12-11	Pittsburg
3/10	Lincoln	W, 9-6	Pittsburg
3/11	Grand View	L, 5-7	Pittsburg
3/11	Morningside	L, 2-12	Pittsburg
3/13	at Missouri State	L, 6-13	Springfield, Mo.
3/16	Lewis	W, 8-7	Pittsburg
3/18	Wayne State, Neb.	L, 0-6	Pittsburg
3/18	Wayne State, Neb.	W, 7-5	Pittsburg
3/19	Fort Hays State	L, 6-8	Pittsburg
3/19	Fort Hays State	W, 2-1	Pittsburg
3/20	Midland Lutheran	W, 6-2	Pittsburg
3/21	at Missouri S&T *	L, 2-8	Rolla, Mo.
3/21	at Missouri S&T *	W, 3-0	Rolla, Mo.
3/23	Sioux Falls	W, 10-8	Pittsburg
3/24	St. Olaf	W, 6-1	Joplin, Mo.
3/25	at Missouri Southern *	W, 3-2	Joplin, Mo.
3/25	at Missouri Southern *	L, 4-9	Joplin, Mo.
3/31	at Southwest Baptist *	W, 20-4	Bolivar, Mo.
3/31	at Southwest Baptist *	W, 7-2	Bolivar, Mo.
4/1	at Central Missouri *	L, 1-9	Warrensburg, Mo.
4/1	at Central Missouri *	L, 5-10	Warrensburg, Mo.
4/4	Missouri Southern *	L, 2-15	Pittsburg
4/4	Missouri Southern *	L, 3-4	Pittsburg
4/7	at Truman *	L, 5-8	Kirksville, Mo.
4/7	at Truman *	L, 2-8	Kirksville, Mo.
4/8	at Truman *	W, 6-3	Kirksville, Mo.
4/11	Missouri S&T *	L, 11-17	Pittsburg
4/11	Missouri S&T *	L, 15-20	Pittsburg
4/13	NW Missouri State *	W, 14-4	Pittsburg
4/14	NW Missouri State *	L, 1-12	Pittsburg
4/14	NW Missouri State *	W, 16-9	Pittsburg
4/17	Southwest Baptist *	W, 10-2	Pittsburg
4/17	Southwest Baptist *	W, 6-1	Pittsburg
4/21	Emporia State *	W, 19-9	Pittsburg
4/21	Emporia State *	W, 7-6	Pittsburg
4/22	Emporia State *	L, 3-7	Pittsburg
4/25	Central Missouri *	L, 13-14	Pittsburg
4/25	Central Missouri *	L, 1-15	Pittsburg
4/28	at Missouri Western *	W, 11-6	St. Joseph, Mo.
4/28	at Missouri Western *	L, 1-4	St. Joseph, Mo.
4/29	at Missouri Western *	L, 1-11	St. Joseph, Mo.
5/5	at Washburn *	W, 10-4	Topeka, Kan.
5/5	at Washburn *	L, 2-7	Topeka, Kan.

* MIAA game

All-Time Scores

2002

Head Coach: Steve Bever
Record: 39-19, 13-17 MIAA
MIAA Tournament Qualifier
NCAA Division II Central Regional Qualifier

Date	Opponent	Result	Site
2/9	at Cameron	L, 6-7	Lawton, Okla.
2/9	at Cameron	W, 5-0	Lawton, Okla.
2/10	at Cameron	W, 13-2	Lawton, Okla.
2/16	So. Illinois-Edwardsville	W, 11-7	Pittsburg
2/16	So. Illinois-Edwardsville	L, 0-5	Pittsburg
2/17	So. Illinois-Edwardsville	L, 7-8	Pittsburg
2/23	at Northeastern State	W, 7-4	Tahlequah, Okla.
2/23	at Northeastern State	W, 17-3	Tahlequah, Okla.
3/9	Jamestown	W, 6-1	Pittsburg
3/10	Morningside	W, 4-3	Pittsburg
3/11	Missouri-St. Louis	W, 4-3	Pittsburg
3/11	South Dakota State	W, 6-5	Pittsburg
3/12	Morningside	W, 3-1	Pittsburg
3/12	South Dakota State	W, 6-3	Pittsburg
3/14	Lincoln	W, 15-12	Pittsburg
3/14	Huron	W, 17-5	Pittsburg
3/16	Metro State	W, 6-2	Pittsburg
3/17	Wisconsin-Stout	W, 5-2	Pittsburg
3/18	Wisconsin-Stout	L, 2-5	Pittsburg
3/18	Wisconsin-Stout	W, 6-1	Pittsburg
3/23	Augustana, S.D.	W, 9-8	Pittsburg
3/23	St. Olaf	W, 10-9	Pittsburg
3/24	Missouri Southern *	L, 5-22	Pittsburg
3/24	Missouri Southern *	W, 6-5	Pittsburg
3/29	Southwest Baptist *	L, 5-6	Pittsburg
3/29	Southwest Baptist *	W, 9-0	Pittsburg
3/30	Central Missouri	L, 7-9	Pittsburg
3/30	Central Missouri	L, 1-6	Pittsburg
4/3	at Missouri Southern *	W, 5-4	Joplin, Mo.
4/3	at Missouri Southern *	W, 2-0	Joplin, Mo.
4/6	Truman *	W, 12-7	Pittsburg
4/6	Truman *	L, 4-7	Pittsburg
4/10	Missouri S&T *	W, 8-2	Pittsburg
4/10	Missouri S&T *	W, 6-4	Pittsburg
4/13	at NW Missouri State *	W, 3-1	Maryville, Mo.
4/13	at NW Missouri State *	W, 8-6	Maryville, Mo.
4/14	at NW Missouri State *	L, 10-13	Maryville, Mo.
4/16	at Southwest Baptist *	W, 18-4	Bolivar, Mo.
4/16	at Southwest Baptist *	W, 15-9	Bolivar, Mo.
4/17	at Arkansas	L, 1-5	Fayetteville, Ark.
4/21	at Emporia State *	W, 10-9	Emporia, Kan.
4/22	at Emporia State *	L, 2-4	Emporia, Kan.
4/22	at Emporia State *	W, 5-3	Emporia, Kan.
4/24	at Central Missouri *	L, 5-18	Warrensburg, Mo.
4/24	at Central Missouri *	L, 4-8	Warrensburg, Mo.
4/27	Missouri Western *	W, 14-4	Pittsburg
4/28	Missouri Western *	W, 10-4	Pittsburg
4/28	Missouri Western *	W, 4-3	Pittsburg
5/1	Missouri S&T *	W, 9-1	Rolla, Mo.
5/1	Missouri S&T *	L, 4-5	Rolla, Mo.
5/4	Washburn *	L, 3-5	Pittsburg
5/4	Washburn *	W, 5-2	Pittsburg
5/5	Washburn *	W, 12-2	Pittsburg
5/10	Missouri Southern #	L, 7-8	Warrensburg, Mo.
5/10	Northwest Missouri #	W, 7-5	Warrensburg, Mo.
5/17	Central Missouri !	L, 2-13	Warrensburg, Mo.
5/18	Nebraska-Omaha !	W, 8-5	Warrensburg, Mo.
5/18	Central Missouri !	L, 3-5	Warrensburg, Mo.

* MIAA game
 # MIAA Tournament
 ! NCAA Division II Central Regional

2003

Head Coach: Steve Bever
Record: 32-19, 15-14 MIAA

Date	Opponent	Result	Site
2/11	at Cameron	L, 4-5	Lawton, Okla.
2/11	at Cameron	L, 0-1	Lawton, Okla.
2/22	Panhandle State	W, 4-3	Pittsburg
2/22	Panhandle State	W, 13-1	Pittsburg
2/22	Quincy	W, 10-9	Pittsburg
3/4	Grand Valley State	L, 22-25	Pittsburg
3/4	South Dakota State	W, 8-4	Pittsburg
3/7	Metro State	W, 7-4	Pittsburg
3/7	South Dakota State	W, 8-3	Pittsburg
3/8	Morningside	W, 4-3	Pittsburg
3/8	Sterling	W, 3-2	Pittsburg
3/11	Lincoln	W, 4-1	Pittsburg
3/11	Morningside	W, 14-4	Pittsburg
3/14	Lincoln	W, 9-3	Pittsburg
3/18	Southern Arkansas	L, 4-7	Pittsburg
3/18	Southern Arkansas	W, 7-4	Pittsburg
3/21	Cameron	L, 4-5	Pittsburg
3/21	Bemidji State	W, 13-7	Pittsburg
3/22	Cameron	W, 14-6	Pittsburg
3/22	Bemidji State	W, 7-3	Pittsburg
3/23	at Missouri Southern *	L, 2-11	Joplin, Mo.
3/23	at Missouri Southern *	L, 2-6	Joplin, Mo.
3/24	Sioux Falls	W, 34-15	Pittsburg
3/24	Sioux Falls	W, 11-9	Pittsburg

3/30	at Central Missouri *	L, 0-12	Warrensburg, Mo.
3/30	at Central Missouri *	L, 2-16	Warrensburg, Mo.
4/2	Missouri Southern *	L, 3-5	Pittsburg
4/2	Missouri Southern *	W, 9-8	Pittsburg
4/5	at Truman *	W, 10-7	Kirksville, Mo.
4/5	at Truman *	W, 5-1	Kirksville, Mo.
4/9	Missouri S&T *	W, 11-9	Pittsburg
4/9	Missouri S&T *	W, 6-5	Pittsburg
4/11	NW Missouri State *	W, 9-3	Pittsburg
4/12	NW Missouri State *	L, 7-8	Pittsburg
4/12	NW Missouri State *	L, 4-9	Pittsburg
4/15	Southwest Baptist *	W, 12-3	Pittsburg
4/15	Southwest Baptist *	L, 7-8	Pittsburg
4/18	Emporia State *	W, 13-12	Pittsburg
4/23	Central Missouri *	W, 9-8	Pittsburg
4/26	at Missouri Western *	L, 3-5	St. Joseph, Mo.
4/26	at Missouri Western *	L, 3-4	St. Joseph, Mo.
4/24	at Missouri Western *	L, 2-4	St. Joseph, Mo.
4/29	at Southwest Baptist *	W, 13-7	Bolivar, Mo.
4/29	at Southwest Baptist *	W, 9-2	Bolivar, Mo.
4/30	at Missouri S&T *	L, 1-5	Rolla, Mo.
4/30	at Missouri S&T *	W, 8-6	Rolla, Mo.
5/2	at Washburn *	W 18-4	Topeka, Kan.
5/3	at Washburn *	W, 9-6	Topeka, Kan.
5/3	at Washburn *	L, 1-2	Topeka, Kan.
5/5	Emporia State *	W, 15-5	Pittsburg
5/5	Emporia State *	L, 3-4	Pittsburg

* MIAA game

2004

Head Coach: Steve Bever
Record: 34-25, 17-14 MIAA

Date	Opponent	Result	Site
2/18	at Cameron	L, 3-4	Lawton, Okla.
2/18	at Cameron	W, 11-9	Lawton, Okla.
2/21	Wayne State, Neb.	L, 1-7	Pittsburg
2/21	Wayne State, Neb.	L, 3-6	Pittsburg
2/22	Wayne State, Neb.	W, 14-12	Pittsburg
2/22	Missouri Western	L, 0-3	Pittsburg
3/1	Northwestern, Iowa	W, 17-3	Pittsburg
3/1	Northwestern, Iowa	W, 16-0	Pittsburg
3/2	Grand Valley State	W, 16-10	Pittsburg
3/2	Grand Valley State	W, 6-2	Pittsburg
3/5	Findlay	W, 6-3	Pittsburg
3/5	Findlay	W, 7-4	Pittsburg
3/6	at Northeastern State	W, 4-3	Tahlequah, Okla.
3/6	at Northeastern State	L, 1-8	Tahlequah, Okla.
3/7	Southeastern Oklahoma	L, 4-11	Pittsburg
3/7	Southeastern Oklahoma	L, 4-8	Pittsburg
3/8	Morningside	W, 24-14	Pittsburg
3/10	Mount Marty	W, 27-11	Pittsburg
3/10	Bemidji State	W, 10-3	Pittsburg
3/12	Northern State	W, 7-4	Pittsburg
3/12	Northern State	W, 13-0	Pittsburg
3/17	at Missouri S&T *	W, 6-4	Rolla, Mo.
3/17	at Missouri S&T *	W, 1-0	Rolla, Mo.
3/19	Cameron	L, 3-17	Pittsburg
3/19	Cameron	W, 12-6	Pittsburg
3/20	St. Olaf	W, 3-1	Pittsburg
3/20	Northeastern State	L, 4-7	Pittsburg
3/21	Missouri Southern *	W, 12-7	Pittsburg
3/21	Missouri Southern *	W, 5-0	Pittsburg
3/27	Southwest Baptist *	W, 9-6	Pittsburg
3/27	Southwest Baptist *	L, 3-11	Pittsburg
3/28	Central Missouri *	L, 1-4	Pittsburg
3/28	Central Missouri *	L, 4-5	Pittsburg
3/31	at Missouri Southern *	L, 5-6	Joplin, Mo.
3/31	at Missouri Southern *	L, 5-6	Joplin, Mo.
4/3	Truman *	W, 6-3	Pittsburg
4/3	Truman *	L, 3-11	Pittsburg
4/4	Truman *	W, 5-3	Pittsburg
4/9	at Northwest Missouri *	L, 8-13	Maryville, Mo.
4/10	at NW Missouri State *	L, 2-19	Maryville, Mo.
4/10	at NW Missouri State *	L, 7-8	Maryville, Mo.
4/13	at Southwest Baptist *	W, 6-4	Bolivar, Mo.
4/13	at Southwest Baptist *	W, 7-5	Bolivar, Mo.
4/17	at Emporia State *	W, 8-7	Emporia, Kan.
4/17	at Emporia State *	L, 6-7	Emporia, Kan.
4/18	at Emporia State *	W, 17-6	Emporia, Kan.
4/21	at Central Missouri *	L, 0-14	Warrensburg, Mo.
4/21	at Central Missouri *	W, 4-3	Warrensburg, Mo.
4/25	Missouri Western *	L, 4-5	Pittsburg
4/26	Missouri Western *	W, 4-3	Pittsburg
4/26	Missouri Western *	W, 7-6	Pittsburg
4/28	Missouri S&T *	W 14-6	Pittsburg
5/1	Missouri S&T *	W 14-5	Pittsburg
5/1	Washburn *	L, 7-9	Pittsburg
5/2	Washburn *	L, 0-7	Pittsburg
5/7	Washburn *	W, 7-0	Pittsburg
5/7	at Central Missouri #	L, 0-11	Warrensburg, Mo.
5/7	vs. Emporia State #	W, 14-11	Warrensburg, Mo.
5/8	vs. NW Missouri State #	L, 2-13	Warrensburg, Mo.

* MIAA game
 # MIAA Tournament

All-Time Scores

2005

Head Coach: Steve Bever
Record: 29-21, 16-14 MIAA

Date	Opponent	Result	Site
2/13	at St. Edward's	L, 0-7	Austin, Texas
2/13	at St. Edward's	L, 2-7	Austin, Texas
2/14	at St. Edward's	L, 10-11	Austin, Texas
2/18	Wayne State, Neb.	W, 3-2	Pittsburg
2/18	Wayne State, Neb.	L, 0-7	Pittsburg
3/4	Grand View	W, 6-5	Pittsburg
3/4	Grand View	W, 17-6	Pittsburg
3/5	SW Minnesota State	W, 3-2	Pittsburg
3/5	SW Minnesota State	W, 5-1	Pittsburg
3/6	SW Minnesota State	L, 11-14	Pittsburg
3/8	Northern State	W, 10-9	Pittsburg
3/8	Grand Valley State	W, 8-5	Pittsburg
3/12	Northern State	W, 19-7	Pittsburg
3/12	Northern State	W, 22-7	Pittsburg
3/13	Morningside	W, 6-1	Pittsburg
3/16	Bemidji State	W, 20-3	Pittsburg
3/16	Bemidji State	W, 16-0	Pittsburg
3/18	Washburn *	L, 1-4	Pittsburg
3/23	Missouri S&T *	W, 3-2	Pittsburg
3/23	Missouri S&T *	W, 9-1	Pittsburg
3/26	Nebraska-Omaha	W, 2-1	Pittsburg
3/26	Nebraska-Omaha	L, 8-9	Pittsburg
3/28	at Missouri Southern *	L, 1-3	Joplin, Mo.
3/28	at Missouri Southern *	W, 11-2	Joplin, Mo.
4/2	at Southwest Baptist *	W, 11-2	Boivar, Mo.
4/2	at Southwest Baptist *	W, 11-4	Boivar, Mo.
4/3	at Central Missouri *	L, 0-6	Warrensburg, Mo.
4/3	at Central Missouri *	L, 6-9	Warrensburg, Mo.
4/9	at Truman *	W, 7-5	Kirksville, Mo.
4/9	at Truman *	W, 5-3	Kirksville, Mo.
4/10	at Truman *	W, 3-1	Kirksville, Mo.
4/15	NW Missouri State *	L, 3-6	Pittsburg
4/16	NW Missouri State *	W, 19-8	Pittsburg
4/16	NW Missouri State *	L, 10-18	Pittsburg
4/18	Missouri Southern *	W, 15-5	Pittsburg
4/19	Southwest Baptist *	L, 6-8	Pittsburg
4/19	Southwest Baptist *	W, 13-10	Pittsburg
4/23	Emporia State *	L, 1-6	Pittsburg
4/23	Emporia State *	L, 1-7	Pittsburg
4/24	Emporia State *	W, 10-3	Pittsburg
4/27	Central Missouri *	W, 5-4	Pittsburg
4/27	Central Missouri *	W, 9-8	Pittsburg
4/30	at Missouri Western *	L, 1-8	St. Joseph, Mo.
4/30	at Missouri Western *	L, 4-5	St. Joseph, Mo.
5/1	at Missouri Western *	L, 6-7	St. Joseph, Mo.
5/3	at Missouri S&T *	W, 15-7	Rolla, Mo.
5/3	at Missouri S&T *	L, 5-12	Rolla, Mo.
5/6	at Washburn *	W, 11-10	Topeka, Kan.
5/7	at Washburn *	L, 3-4	Topeka, Kan.
5/7	at Washburn *	L, 7-8	Topeka, Kan.

* MIAA game

2006

Head Coach: Steve Bever
Record: 27-25, 13-17 MIAA

Date	Opponent	Result	Site
2/4	at Cameron	W, 4-1	Lawton, Okla.
2/4	at Cameron	W, 2-1	Lawton, Okla.
2/15	Wayne State, Neb.	W, 10-9	Pittsburg
2/15	Wayne State, Neb.	L, 5-7	Pittsburg
2/16	Wayne State, Neb.	W, 4-7	Pittsburg
2/16	Wayne State, Neb.	L, 2-10	Pittsburg
2/26	Newman	W, 7-6	Pittsburg
3/4	SW Minnesota State	W, 5-2	Pittsburg
3/4	SW Minnesota State	W, 6-5	Pittsburg
3/5	SW Minnesota State	W, 7-5	Pittsburg
3/5	SW Minnesota State	W, 6-3	Pittsburg
3/6	Upper Iowa	W, 19-18	Pittsburg
3/7	Central Arkansas	L, 4-22	Pittsburg
3/8	Morningside	W, 17-11	Pittsburg
3/10	Grand Valley State	L, 4-10	Pittsburg
3/10	Grand Valley State	W, 12-7	Pittsburg
3/11	Grand View	W, 17-10	Pittsburg
3/13	Wisconsin-Platteville	L, 1-8	Pittsburg
3/17	vs. Mary, N.D.	L, 4-5	Joplin, Mo.
3/24	Nebraska-Omaha	L, 2-3	Pittsburg
3/24	Nebraska-Omaha	L, 1-6	Pittsburg
3/26	Missouri Southern *	W, 12-7	Pittsburg
3/26	Missouri Southern *	W, 10-1	Pittsburg
3/28	Sioux Falls	W, 12-9	Pittsburg
4/1	Southwest Baptist *	L, 1-3	Pittsburg
4/1	Southwest Baptist *	L, 4-6	Pittsburg
4/2	Central Missouri *	L, 1-17	Pittsburg
4/2	Central Missouri *	W, 11-9	Pittsburg
4/5	at Missouri Southern *	L, 10-14	Joplin, Mo.
4/5	at Missouri Southern *	W, 14-6	Joplin, Mo.
4/8	at Truman *	W, 5-4	Kirksville, Mo.
4/8	at Truman *	W, 8-4	Kirksville, Mo.
4/9	at Truman *	W, 13-6	Kirksville, Mo.
4/9	at Truman *	W, 6-5	Kirksville, Mo.
4/14	at NW Missouri State *	W, 13-9	Maryville, Mo.
4/14	at NW Missouri State *	W, 24-14	Maryville, Mo.

4/15	at NW Missouri State *	L, 1-3	Maryville, Mo.
4/15	at NW Missouri State *	L, 1-4	Maryville, Mo.
4/18	at Southwest Baptist *	L, 1-2	Boivar, Mo.
4/18	at Southwest Baptist *	W, 16-18	Boivar, Mo.
4/21	at Emporia State *	L, 5-4	Emporia, Kan.
4/22	at Emporia State *	L, 9-8	Emporia, Kan.
4/22	at Emporia State *	W, 1-8	Emporia, Kan.
4/23	at Emporia State *	L, 4-5	Emporia, Kan.
4/26	at Central Missouri *	L, 6-7	Warrensburg, Mo.
4/26	at Central Missouri *	W, 15-7	Warrensburg, Mo.
5/1	Missouri Western *	W, 5-2	Pittsburg
5/1	Missouri Western *	L, 1-9	Pittsburg
5/2	Missouri Western *	L, 2-3	Pittsburg
5/2	Missouri Western *	L, 8-12	Pittsburg
5/7	Washburn *	L, 4-7	Pittsburg
5/7	Washburn *	W, 9-3	Pittsburg

* MIAA game

2007

Head Coach: Steve Bever
Record: 24-30, 15-20 MIAA

Date	Opponent	Result	Site
2/6	at Cameron	L, 2-4	Lawton, Okla.
2/6	at Cameron	W, 7-6	Lawton, Okla.
2/23	Wayne State, Neb.	W, 3-2	Pittsburg
2/23	Wayne State, Neb.	L, 1-9	Pittsburg
2/25	Minnesota Duluth	L, 3-4	Pittsburg
2/25	Minnesota Duluth	W, 15-8	Pittsburg
2/26	Minnesota Duluth	W, 7-3	Pittsburg
2/26	Minnesota Duluth	W, 7-3	Pittsburg
3/4	SW Minnesota State	W, 16-12	Pittsburg
3/4	SW Minnesota State	W, 11-2	Pittsburg
3/5	SW Minnesota State	L, 0-1	Pittsburg
3/5	SW Minnesota State	L, 6-7	Pittsburg
3/7	Grand Valley State	W, 4-3	Pittsburg
3/8	Findlay	W, 10-9	Pittsburg
3/10	Concordia-St. Paul	L, 2-10	Pittsburg
3/10	Concordia-St. Paul	L, 8-10	Pittsburg
3/11	Concordia-St. Paul	L, 0-7	Pittsburg
3/11	Concordia-St. Paul	W, 12-1	Pittsburg
3/14	Upper Iowa	L, 13-15	Pittsburg
3/16	at Truman *	W, 11-0	Kirksville, Mo.
3/18	at Truman *	W, 4-1	Kirksville, Mo.
3/18	at Truman *	W, 4-3	Kirksville, Mo.
3/23	at Central Missouri *	L, 0-1	Warrensburg, Mo.
3/24	at Central Missouri *	L, 1-6	Warrensburg, Mo.
3/24	at Central Missouri *	L, 3-6	Warrensburg, Mo.
3/25	at Central Missouri *	L, 2-8	Warrensburg, Mo.
3/31	Washburn *	W, 7-3	Pittsburg
3/31	Washburn *	L, 8-15	Pittsburg
4/1	Washburn *	W, 15-5	Pittsburg
4/1	Washburn *	L, 10-12	Pittsburg
4/4	Emporia State *	W, 3-5	Pittsburg
4/6	Missouri Western *	W, 7-3	Pittsburg
4/6	Missouri Western *	L, 5-7	Pittsburg
4/7	Missouri Western *	W, 5-1	Pittsburg
4/7	Missouri Western *	L, 3-0	Pittsburg
4/16	at Southwest Baptist *	W, 4-4	Boivar, Mo.
4/16	at Southwest Baptist *	L, 2-10	Boivar, Mo.
4/18	Emporia State *	L, 6-10	Pittsburg
4/20	NW Missouri State *	W, 8-6	Pittsburg
4/21	NW Missouri State *	W, 3-2	Pittsburg
4/21	NW Missouri State *	W, 10-4	Pittsburg
4/22	NW Missouri State *	L, 11-12	Pittsburg
4/22	at Emporia State *	L, 3-4	Emporia, Kan.
4/28	Fort Hays State *	L, 0-1	Pittsburg
4/28	Fort Hays State *	L, 1-11	Pittsburg
4/29	Fort Hays State *	W, 12-3	Pittsburg
4/29	Fort Hays State *	W, 20-1	Pittsburg
5/1	at Southwest Baptist *	W, 15-7	Boivar, Mo.
5/1	at Southwest Baptist *	L, 2-12	Boivar, Mo.
5/3	at Emporia State *	L, 2-14	Emporia, Kan.
5/4	Missouri Southern *	L, 7-10	Pittsburg
5/5	Missouri Southern *	L, 9-11	Pittsburg
5/5	Missouri Southern *	L, 5-6	Pittsburg
5/6	Missouri Southern *	W, 9-1	Pittsburg

* MIAA game

2008

Head Coach: Steve Bever
Record: 22-28, 16-20 MIAA

Date	Opponent	Result	Site
2/2	at Cameron	L, 4-7	Lawton, Okla.
2/2	at Cameron	L, 0-4	Lawton, Okla.
2/3	at Cameron	L, 1-6	Lawton, Okla.
2/3	at Cameron	L, 4-7	Lawton, Okla.
3/1	SW Minnesota State	W, 11-8	Pittsburg
3/1	SW Minnesota State	W, 10-9	Pittsburg
3/2	SW Minnesota State	L, 15-11	Pittsburg
3/2	SW Minnesota State	L, 13-9	Pittsburg
3/8	at Missouri S&T	W, 10-8	Rolla, Mo.
3/9	at Missouri S&T	L, 4-3	Rolla, Mo.
3/9	at Missouri S&T	W, 9-3	Rolla, Mo.
3/12	Upper Iowa	W, 16-14	Pittsburg
3/14	Missouri Southern *	W, 5-4	Pittsburg

All-Time Scores

3/15	Missouri Southern *	L, 6-5	Pittsburg
3/16	Missouri Southern *	L, 1-7	Pittsburg
3/16	Missouri Southern *	W, 6-2	Pittsburg
3/21	Truman *	W, 12-7	Pittsburg
3/21	Truman *	W, 7-3	Pittsburg
3/22	Truman *	W, 2-0	Pittsburg
3/22	Truman *	W, 6-4	Pittsburg
3/28	Central Missouri *	L, 0-7	Pittsburg
3/28	Central Missouri *	L, 1-9	Pittsburg
3/29	Central Missouri *	L, 3-4	Pittsburg
3/29	Central Missouri *	L, 6-17	Pittsburg
4/1	at Emporia State *	L, 11-13	Emporia, Kan.
4/1	at Emporia State *	L, 5-8	Emporia, Kan.
4/4	at Washburn *	L, 5-6	Topeka, Kan.
4/5	at Washburn *	W, 7-0	Topeka, Kan.
4/5	at Washburn *	W, 7-1	Topeka, Kan.
4/6	at Washburn *	W, 9-5	Topeka, Kan.
4/13	at Missouri Western *	L, 3-4	St. Joseph, Mo.
4/13	at Missouri Western *	L, 4-5	St. Joseph, Mo.
4/14	at Missouri Western *	L, 2-4	St. Joseph, Mo.
4/14	at Missouri Western *	W, 6-5	St. Joseph, Mo.
4/16	Emporia State *	L, 5-17	Pittsburg
4/16	Emporia State *	L, 2-12	Pittsburg
4/18	Southwest Baptist *	W, 8-3	Pittsburg
4/18	Southwest Baptist *	W, 10-9	Pittsburg
4/19	Southwest Baptist *	L, 3-6	Pittsburg
4/19	Southwest Baptist *	L, 8-13	Pittsburg
4/22	at Drury	L, 5-7	Springfield, Mo.
4/22	at NW Missouri State *	L, 0-9	Maryville, Mo.
4/26	at NW Missouri State *	W, 10-9	Maryville, Mo.
4/27	at NW Missouri State *	L, 2-12	Maryville, Mo.
4/27	at NW Missouri State *	L, 0-10	Maryville, Mo.
4/30	Drury	L, 6-5	Pittsburg
5/3	at Fort Hays State *	W, 5-4	Hays, Kan.
5/3	at Fort Hays State *	W, 15-7	Hays, Kan.
5/4	at Fort Hays State *	W, 4-3	Hays, Kan.
5/4	at Fort Hays State *	L, 5-17	Hays, Kan.

* MIAA game

2009

Head Coach: Steve Bever
Record: 15-38, 12-26 MIAA

Date	Opponent	Result	Site
2/7	at Cameron	W, 6-5	Lawton, Okla.
2/7	at Cameron	L, 12-18	Lawton, Okla.
2/8	at Cameron	L, 2-15	Lawton, Okla.
2/8	at Cameron	L, 2-5	Lawton, Okla.
2/17	at Northeastern State	W, 16-14	Tablequah, Okla.
2/22	Wayne State, Neb.	W, 9-6	Pittsburg
2/22	Wayne State, Neb.	L, 7-11	Pittsburg
2/23	Wayne State, Neb.	L, 2-1	Pittsburg
2/23	Wayne State, Neb.	L, 8-10	Pittsburg
2/27	Central Missouri *	L, 1-7	Pittsburg
2/27	Central Missouri *	W, 6-5	Pittsburg
3/6	at Southwest Baptist *	W, 8-4	Bolivar, Mo.
3/6	at Southwest Baptist *	L, 10-11	Bolivar, Mo.
3/7	at Southwest Baptist *	L, 6-16	Bolivar, Mo.
3/7	at Southwest Baptist *	W, 18-14	Bolivar, Mo.
3/10	Northeastern State	L, 1-5	Pittsburg
3/13	Upper Iowa	L, 3-6	Pittsburg
3/13	Upper Iowa	L, 2-1	Pittsburg
3/14	Upper Iowa	L, 4-5	Pittsburg
3/14	Upper Iowa	L, 5-6	Pittsburg
3/20	Truman *	W, 5-0	Pittsburg
3/21	Truman *	W, 3-2	Pittsburg
3/21	Truman *	L, 5-10	Pittsburg
3/22	Truman *	W, 23-20	Pittsburg
3/28	at Nebraska-Omaha *	L, 2-3	Omaha, Neb.
3/28	at Nebraska-Omaha *	L, 1-4	Omaha, Neb.
3/29	at Nebraska-Omaha *	L, 0-8	Omaha, Neb.
4/29	at Fort Hays State *	L, 0-3	Fort Hays, Kan.
4/3	at Fort Hays State *	L, 6-9	Fort Hays, Kan.
4/4	at Fort Hays State *	L, 2-4	Fort Hays, Kan.
4/4	at Fort Hays State *	L, 2-3	Fort Hays, Kan.
4/8	at Emporia State *	L, 2-14	Emporia, Kan.
4/8	at Emporia State *	L, 10-14	Emporia, Kan.
4/10	Missouri Southern *	L, 0-16	Pittsburg
4/10	Missouri Southern *	L, 3-12	Pittsburg
4/11	at Missouri Southern *	W, 4-1	Joplin, Mo.
4/11	at Missouri Southern *	L, 1-5	Joplin, Mo.
4/15	Emporia State *	L, 2-12	Pittsburg
4/15	Emporia State *	L, 1-3	Pittsburg
4/17	Washburn *	L, 1-12	Pittsburg
4/17	Washburn *	W, 9-6	Pittsburg
4/18	Washburn *	W, 2-0	Pittsburg
4/18	Washburn *	L, 6-7	Pittsburg
4/22	at Drury	L, 6-7	Springfield, Mo.
4/22	at Missouri Western *	L, 3-8	Pittsburg
4/24	Missouri Western *	L, 4-8	Pittsburg
4/25	Missouri Western *	L, 3-9	Pittsburg
4/25	Missouri Western *	L, 15-18	Pittsburg
5/2	at NW Missouri State *	W, 3-2	Maryville, Mo.
5/2	at NW Missouri State *	L, 0-9	Maryville, Mo.
5/3	at NW Missouri State *	W, 8-2	Maryville, Mo.
5/3	at NW Missouri State *	W, 8-6	Maryville, Mo.

* MIAA game

2010

Head Coach: Steve Bever
Record: 15-38, 12-26 MIAA

Date	Opponent	Result	Site
2/16	at Newman	W, 8-7	Wichita, Kan.
2/26	vs. Nebraska-Omaha *	L, 0-10	Chanute, Kan.
2/26	vs. Nebraska-Omaha *	W, 4-3	Chanute, Kan.
2/27	vs. Nebraska-Omaha *	L, 4-10	Chanute, Kan.
2/27	vs. Nebraska-Omaha *	L, 4-10	Chanute, Kan.
3/23	at Missouri Southern *	W, 6-5	Joplin, Mo.
3/23	at Missouri Southern *	L, 6-14	Joplin, Mo.
3/26	at Washburn *	W, 5-3	Topeka, Kan.
3/6	at Washburn *	L, 3-15	Topeka, Kan.
3/7	at Washburn *	W, 8-4	Topeka, Kan.
3/7	at Washburn *	L, 7-8	Topeka, Kan.
3/14	Southwest Baptist *	W, 4-1	Pittsburg
3/14	Southwest Baptist *	W, 11-6	Pittsburg
3/15	Southwest Baptist *	W, 4-1	Pittsburg
3/15	Southwest Baptist *	L, 6-9	Pittsburg
3/18	at Central Missouri *	L, 2-4	Warrensburg, Mo.
3/18	at Central Missouri *	L, 5-10	Warrensburg, Mo.
3/19	at Central Missouri *	L, 2-13	Warrensburg, Mo.
3/19	at Central Missouri *	L, 2-9	Warrensburg, Mo.
3/26	at Truman *	L, 1-4	Kirksville, Mo.
3/26	at Truman *	L, 3-10	Kirksville, Mo.
3/27	at Truman *	L, 1-7	Kirksville, Mo.
3/27	at Truman *	W, 10-9	Kirksville, Mo.
3/31	Missouri Southern *	W, 11-5	Pittsburg
3/31	Missouri Southern *	W, 8-7	Pittsburg
4/4	Fort Hays State *	W, 13-11	Pittsburg
4/4	Fort Hays State *	L, 9-10	Pittsburg
4/5	Fort Hays State *	W, 19-3	Pittsburg
4/5	Fort Hays State *	L, 5-18	Pittsburg
4/9	at Emporia State *	L, 4-9	Emporia, Kan.
4/10	at Emporia State *	L, 6-10	Emporia, Kan.
4/10	at Emporia State *	L, 1-6	Emporia, Kan.
4/11	at Emporia State *	L, 3-15	Emporia, Kan.
4/13	at Ark.-Fort Smith	L, 4-5	Fort Smith, Ark.
4/17	Northwest Missouri *	L, 1-6	Pittsburg
4/17	Northwest Missouri *	L, 4-5	Pittsburg
4/18	Northwest Missouri *	L, 1-5	Pittsburg
4/18	Northwest Missouri *	W, 2-1	Pittsburg
4/24	at Missouri Western *	L, 0-2	St. Joseph, Mo.
4/24	at Missouri Western *	L, 4-9	St. Joseph, Mo.
4/25	at Missouri Western *	L, 4-6	St. Joseph, Mo.
4/25	at Missouri Western *	L, 11-12	St. Joseph, Mo.
4/28	Drury	L, 5-13	Pittsburg
4/28	Drury	W, 12-9	Pittsburg

* MIAA game

2011

Head Coach: Steve Bever
Record: 20-30, 16-28 MIAA

Date	Opponent	Result	Site
2/23	Bethany	W, 7-5	Pittsburg
2/23	Bethany	W, 7-6	Pittsburg
3/5	Emporia State *	L, 1-4	Pittsburg
3/5	Emporia State *	L, 6-10	Pittsburg
3/6	Emporia State *	L, 1-5	Pittsburg
3/6	Emporia State *	L, 6-13	Pittsburg
3/9	Northeastern State	W, 8-4	Pittsburg
3/11	Nebraska-Omaha *	L, 6-14	Pittsburg
3/11	Nebraska-Omaha *	W, 5-3	Pittsburg
3/12	Nebraska-Omaha *	L, 1-3	Pittsburg
3/12	Nebraska-Omaha *	W, 6-4	Pittsburg
3/16	Missouri Southern *	W, 6-0	Pittsburg
3/16	Missouri Southern *	L, 10-17	Pittsburg
3/19	at Lincoln *	L, 3-9	Jefferson City, Mo.
3/19	at Lincoln *	L, 7-9	Jefferson City, Mo.
3/20	at Lincoln *	L, 1-4	Jefferson City, Mo.
3/20	at Lincoln *	W, 19-8	Jefferson City, Mo.
3/22	at Bethany	W, 13-10	Lindsborg, Kan.
3/25	Southwest Baptist *	L, 3-4	Pittsburg
3/25	Southwest Baptist *	W, 2-1	Pittsburg
3/28	Southwest Baptist *	W, 6-2	Pittsburg
3/28	Southwest Baptist *	W, 4-3	Pittsburg
4/1	Fort Hays State *	L, 2-4	Pittsburg
4/2	Fort Hays State *	L, 4-12	Pittsburg
4/2	Fort Hays State *	L, 8-9	Pittsburg
4/3	Fort Hays State *	W, 17-11	Pittsburg
4/8	at Missouri Western *	W, 6-4	St. Joseph, Mo.
4/8	at Missouri Western *	L, 2-11	St. Joseph, Mo.
4/9	at Missouri Western *	L, 2-3	St. Joseph, Mo.
4/9	at Missouri Western *	L, 0-4	St. Joseph, Mo.
4/12	at Missouri Southern *	L, 3-9	Joplin, Mo.
4/12	at Missouri Southern *	L, 1-6	Joplin, Mo.
4/16	at NW Missouri State *	L, 5-6	Maryville, Mo.
4/16	at NW Missouri State *	L, 0-11	Maryville, Mo.
4/17	at NW Missouri State *	L, 1-3	Maryville, Mo.
4/17	at NW Missouri State *	W, 5-1	Maryville, Mo.
4/22	Truman *	W, 3-1	Pittsburg
4/22	Truman *	W, 11-10	Pittsburg
4/23	Truman *	W, 7-3	Pittsburg
4/23	Truman *	L, 3-8	Pittsburg
4/26	Tabor	L, 1-12	Pittsburg
4/29	at Central Missouri *	L, 6-10	Warrensburg, Mo.

All-Time Scores

4/29	at Central Missouri *	L, 3-12	Warrensburg, Mo.	4/4	Northeastern State *	L, 5-6	Pittsburg
4/30	at Central Missouri *	L, 2-8	Warrensburg, Mo.	4/4	Northeastern State *	W, 12-3	Pittsburg
4/30	at Central Missouri *	L, 5-15	Warrensburg, Mo.	4/6	Missouri Western *	L, 5-12	Pittsburg
5/3	at Drury	L, 1-4	Springfield, Mo.	4/6	Missouri Western *	L, 5-12	Pittsburg
5/7	at Washburn *	L, 2-3	Topeka, Kan.	4/7	Missouri Western *	W, 5-1	Pittsburg
5/7	at Washburn *	W, 9-3	Topeka, Kan.	4/9	Missouri-St. Louis	W, 7-2	St. Louis, Mo.
5/8	at Washburn *	W, 8-3	Topeka, Kan.	4/9	Missouri-St. Louis *	W, 0-3	St. Louis, Mo.
5/8	at Washburn *	W, 5-1	Topeka, Kan.	4/13	Lincoln *	W, 5-2	Jefferson City, Mo.
				4/13	Lincoln *	W, 10-0	Jefferson City, Mo.
				4/14	Lincoln *	L, 11-12	Jefferson City, Mo.
				4/16	Emporia State *	W, 5-0	Pittsburg
				4/16	Emporia State *	L, 2-9	Pittsburg
				4/20	Lindenwood *	L, 0-4	St. Charles, Mo.
				4/20	Lindenwood *	L, 2-7	St. Charles, Mo.
				4/21	Lindenwood *	L, 1-2	St. Charles, Mo.
				4/24	Missouri Southern *	W, 5-0	Pittsburg
				4/24	Missouri Southern *	L, 4-6	Pittsburg
				4/27	NW Missouri State *	W, 11-6	Pittsburg
				4/28	NW Missouri State *	W, 3-3	Pittsburg
				4/28	NW Missouri State *	L, 6-17	Pittsburg
				5/4	Central Missouri #	W, 11-3	Hays, Kan.
				5/4	Central Missouri #	L, 4-16	Hays, Kan.
				5/5	Central Missouri #	W, 9-7	Hays, Kan.
				5/9	Missouri Southern #	L, 0-9	Kansas City, Kan.
				5/9	Central Oklahoma #	W, 3-1	Kansas City, Kan.
				5/10	Missouri Western #	L, 4-11	Kansas City, Kan.

* MIAA game

2012

Head Coach: Steve Bever

Record: 20-28, 16-22 MIAA

Date	Opponent	Result	Site
2/7	at Rogers State	L, 1-4	Claremore, Okla.
2/7	at Rogers State	L, 3-11	Claremore, Okla.
2/27	Sioux Falls	W, 5-1	Pittsburg
2/27	Sioux Falls	W, 3-0	Pittsburg
3/3	Lincoln *	W, 6-1	Pittsburg
3/3	Lincoln *	W, 14-4	Pittsburg
3/4	Lincoln *	L, 3-4	Pittsburg
3/4	Lincoln *	W, 4-0	Pittsburg
3/7	at Northeastern State	L, 7-8	Tahlequah, Okla.
3/10	Washburn *	W, 4-3	Pittsburg
3/10	Washburn *	W, 11-8	Pittsburg
3/12	Washburn *	L, 1-17	Pittsburg
3/12	Washburn *	W, 7-6	Pittsburg
3/13	Rogers State	L, 4-18	Pittsburg
3/13	Rogers State	L, 6-8	Pittsburg
3/16	at Emporia State *	W, 23-10	Emporia, Kan.
3/17	at Emporia State *	L, 0-6	Emporia, Kan.
3/17	at Emporia State *	W, 9-5	Emporia, Kan.
3/18	at Emporia State *	L, 2-15	Emporia, Kan.
3/27	at Missouri Southern *	L, 1-2	Joplin, Mo.
3/27	at Missouri Southern *	L, 10-15	Joplin, Mo.
3/30	at Southwest Baptist *	L, 2-3	Bolivar, Mo.
3/30	at Southwest Baptist *	L, 12-13	Bolivar, Mo.
3/31	at Southwest Baptist *	L, 4-9	Bolivar, Mo.
3/31	at Southwest Baptist *	W, 5-4	Bolivar, Mo.
4/6	at Fort Hays State *	L, 1-2	Hays, Kan.
4/6	at Fort Hays State *	L, 6-11	Hays, Kan.
4/7	at Fort Hays State *	L, 5-25	Hays, Kan.
4/7	at Fort Hays State *	L, 4-5	Hays, Kan.
4/10	Missouri Southern *	L, 1-11	Pittsburg
4/10	Missouri Southern *	W, 2-0	Pittsburg
4/13	Missouri Western *	L, 1-12	Pittsburg
4/13	Missouri Western *	L, 1-15	Pittsburg
4/14	Missouri Western *	L, 5-13	Pittsburg
4/14	Missouri Western *	L, 17-7	Pittsburg
4/17	at Bacone	W, 2-1	Muskogee, Okla.
4/17	at Bacone	W, 2-0	Muskogee, Okla.
4/21	NW Missouri State *	W, 11-5	Pittsburg
4/21	NW Missouri State *	W, 10-1	Pittsburg
4/22	NW Missouri State *	W, 7-5	Pittsburg
4/22	NW Missouri State *	W, 5-4	Pittsburg
4/25	Drury	L, 8-10	Pittsburg
4/28	at Truman *	W, 4-1	Kirksville, Mo.
4/28	at Truman *	W, 9-8	Kirksville, Mo.
5/4	Central Missouri *	L, 3-13	Pittsburg
5/5	Central Missouri *	L, 2-18	Pittsburg
5/5	Central Missouri *	L, 1-5	Pittsburg
5/6	Central Missouri *	L, 4-6	Pittsburg

* MIAA game

2013

Head Coach: Matt Murray

Record: 29-24, 22-19 MIAA

Date	Opponent	Result	Site
2/16	Maryville	W, 18-1	Pittsburg
2/17	Maryville	W, 16-5	Pittsburg
2/28	Northeastern State *	W, 2-1	Tahlequah, Okla.
2/28	Northeastern State *	L, 10-11	Tahlequah, Okla.
3/3	Nebraska-Kearney *	W, 13-10	Pittsburg
3/3	Nebraska-Kearney *	W, 17-6	Pittsburg
3/4	Nebraska-Kearney *	L, 7-14	Pittsburg
3/6	Missouri Southern *	L, 1-4	Joplin, Mo.
3/6	Missouri Southern *	W, 5-2	Joplin, Mo.
3/8	Washburn *	W, 5-1	Pittsburg
3/8	Washburn *	L, 1-5	Pittsburg
3/9	Washburn *	W, 12-3	Pittsburg
3/12	Drury	W, 13-3	Pittsburg
3/12	Drury	L, 0-8	Pittsburg
3/15	Southwest Baptist *	W, 7-6	Pittsburg
3/15	Southwest Baptist *	L, 5-9	Pittsburg
3/16	Southwest Baptist *	W, 5-2	Pittsburg
3/20	Emporia State *	L, 6-10	Emporia, Kan.
3/20	Emporia State *	L, 2-5	Emporia, Kan.
3/21	Fort Hays State *	W, 5-2	Hays, Kan.
3/21	Fort Hays State *	L, 2-6	Hays, Kan.
3/22	Fort Hays State *	L, 8-14	Hays, Kan.
3/26	Central Oklahoma *	W, 11-7	Edmond, Okla.
3/26	Central Oklahoma *	W, 15-1	Edmond, Okla.
3/29	Truman *	W, 4-1	Pittsburg
3/29	Truman *	W, 7-1	Pittsburg
3/30	Truman *	W, 6-5	Pittsburg

4/4	Northeastern State *	L, 5-6	Pittsburg
4/4	Northeastern State *	W, 12-3	Pittsburg
4/6	Missouri Western *	L, 5-12	Pittsburg
4/6	Missouri Western *	L, 5-12	Pittsburg
4/7	Missouri Western *	W, 5-1	Pittsburg
4/9	Missouri-St. Louis	W, 0-3	St. Louis, Mo.
4/9	Missouri-St. Louis *	W, 7-2	St. Louis, Mo.
4/13	Lincoln *	W, 5-2	Jefferson City, Mo.
4/13	Lincoln *	W, 10-0	Jefferson City, Mo.
4/14	Lincoln *	L, 11-12	Jefferson City, Mo.
4/16	Emporia State *	W, 5-0	Pittsburg
4/16	Emporia State *	L, 2-9	Pittsburg
4/20	Lindenwood *	L, 0-4	St. Charles, Mo.
4/20	Lindenwood *	L, 2-7	St. Charles, Mo.
4/21	Lindenwood *	L, 1-2	St. Charles, Mo.
4/24	Missouri Southern *	W, 5-0	Pittsburg
4/24	Missouri Southern *	L, 4-6	Pittsburg
4/27	NW Missouri State *	W, 11-6	Pittsburg
4/28	NW Missouri State *	W, 3-3	Pittsburg
4/28	NW Missouri State *	L, 6-17	Pittsburg
5/4	Central Missouri #	W, 11-3	Hays, Kan.
5/4	Central Missouri #	L, 4-16	Hays, Kan.
5/5	Central Missouri #	W, 9-7	Hays, Kan.
5/9	Missouri Southern #	L, 0-9	Kansas City, Kan.
5/9	Central Oklahoma #	W, 3-1	Kansas City, Kan.
5/10	Missouri Western #	L, 4-11	Kansas City, Kan.

* MIAA Game

MIAA Tournament

2014

Head Coach: Matt Murray

Record: 18-32, 13-27 MIAA

Date	Opponent	Result	Site
2/14	vs. Oklahoma Christian	L, 4-9	Oklahoma City
2/15	vs. Oklahoma Christian	L, 1-8	Oklahoma City
2/15	vs. Oklahoma Christian	W, 12-2	Oklahoma City
2/21	at Fort Hays State *	L, 3-6	Hays, Kan.
2/22	at Fort Hays State *	W, 8-7	Hays, Kan.
2/22	at Fort Hays State *	L, 5-6	Hays, Kan.
2/23	at Fort Hays State *	W, 7-3	Hays, Kan.
2/27	Emporia State *	W, 2-1	Pittsburg
2/27	Emporia State *	L, 0-10	Pittsburg
2/28	Emporia State *	L, 5-6	Pittsburg
2/28	Emporia State *	W, 7-6	Pittsburg
3/7	at Central Missouri *	L, 1-6	Warrensburg, Mo.
3/7	at Central Missouri *	L, 6-16	Warrensburg, Mo.
3/9	at Central Missouri *	L, 2-8	Warrensburg, Mo.
3/9	at Central Missouri *	L, 2-19	Warrensburg, Mo.
3/11	at Newman	L, 8-13	Wichita, Kan.
3/14	Northeastern State *	W, 4-0	Pittsburg
3/14	Northeastern State *	L, 4-10	Pittsburg
3/14	Northeastern State *	W, 7-3	Pittsburg
3/14	Northeastern State *	W, 6-3	Pittsburg
3/19	Drury	W, 13-8	Pittsburg
3/21	Washburn *	W, 9-5	Pittsburg
3/22	Washburn *	L, 1-4	Pittsburg
3/22	Washburn *	W, 3-0	Pittsburg
3/23	Washburn *	W, 5-4	Pittsburg
3/25	Newman	W, 17-3	Pittsburg
3/28	at Lindenwood *	L, 6-7	St. Charles, Mo.
3/29	at Lindenwood *	L, 5-6	St. Charles, Mo.
3/29	at Lindenwood *	L, 2-4	St. Charles, Mo.
3/30	at Lindenwood *	L, 8-9	St. Charles, Mo.
4/1	Missouri Southern	L, 0-3	Pittsburg
4/4	Southwest Baptist *	L, 1-9	Pittsburg
4/5	Southwest Baptist *	L, 1-12	Pittsburg
4/5	Southwest Baptist *	L, 5-8	Pittsburg
4/6	Southwest Baptist *	L, 0-9	Pittsburg
4/9	Missouri-St. Louis	W, 11-4	Pittsburg
4/9	Missouri-St. Louis	W, 7-6	Pittsburg
4/11	at Missouri Western *	L, 4-6	St. Joseph, Mo.
4/11	at Missouri Western *	L, 1-4	St. Joseph, Mo.
4/12	at Missouri Western *	L, 0-1	St. Joseph, Mo.
4/12	at Missouri Western *	L, 3-8	St. Joseph, Mo.
4/15	at Missouri Southern	L, 4-6	Joplin, Mo.
4/17	Nebraska-Kearney *	W, 6-5	Pittsburg
4/18	Nebraska-Kearney *	L, 3-6	Pittsburg
4/18	Nebraska-Kearney *	L, 1-4	Pittsburg
4/19	Nebraska-Kearney *	L, 6-8	Pittsburg
4/25	at Northwest Missouri *	W, 5-2	Maryville, Mo.
4/25	at Northwest Missouri *	W, 4-3	Maryville, Mo.
4/25	at Northwest Missouri *	L, 2-11	Maryville, Mo.
4/25	at Northwest Missouri *	L, 2-8	Maryville, Mo.

* MIAA game

All-Time Scores

2015

Head Coach: Matt Murray

Record: 18-29, 12-20 MIAA

Date	Opponent	Result	Site
2/5	vs. Southwestern Oklahoma	W, 4-1	Grand Prairie, Texas
2/6	vs. Arkansas-Monticello	L, 3-7	Grand Prairie, Texas
2/7	vs. Ouachita Baptist	W, 7-3	Grand Prairie, Texas
2/8	vs. Northern Arkansas	L, 1-11	Grand Prairie, Texas
2/13	at Northeastern State	L, 4-18	Tablequah, Okla.
2/13	at Northeastern State	W, 7-5	Tablequah, Okla.
2/14	Northeastern State	L, 1-4	Pittsburg
2/14	Northeastern State	L, 3-8	Pittsburg
3/6	at Washburn *	L, 1-11	Topeka, Kan.
3/7	at Washburn *	L, 1-2	Topeka, Kan.
3/7	at Washburn *	L, 5-8	Topeka, Kan.
3/7	at Washburn *	L, 0-9	Topeka, Kan.
3/11	Rockhurst	L, 5-12	Pittsburg
3/14	Missouri Western *	W, 3-1	Pittsburg
3/14	Missouri Western *	L, 3-5	Pittsburg
3/15	Missouri Western *	L, 9-10	Pittsburg
3/15	Missouri Western *	W, 8-5	Pittsburg
3/20	at Nebraska-Kearney *	W, 17-7	Kearney, Neb.
3/21	at Nebraska-Kearney *	L, 9-19	Kearney, Neb.
3/21	at Nebraska-Kearney *	L, 6-9	Kearney, Neb.
3/22	at Nebraska-Kearney *	L, 3-19	Kearney, Neb.
3/24	at Missouri Southern	W, 9-7	Joplin, Mo.
3/24	at Missouri Southern	L, 0-1	Joplin, Mo.
3/27	Northwest Missouri *	L, 2-7	Pittsburg
3/28	Northwest Missouri *	W, 5-3	Pittsburg
3/28	Northwest Missouri *	L, 3-9	Pittsburg
3/29	Northwest Missouri *	W, 8-6	Pittsburg
4/4	at Southwest Baptist *	L, 1-4	Bolivar, Mo.
4/4	at Southwest Baptist *	W, 10-5	Bolivar, Mo.
4/6	at Southwest Baptist *	L, 4-7	Bolivar, Mo.
4/6	at Southwest Baptist *	W, 19-7	Bolivar, Mo.
4/10	Fort Hays State *	L, 3-11	Pittsburg
4/10	Fort Hays State *	W, 8-6	Pittsburg
4/11	Fort Hays State *	L, 5-8	Pittsburg
4/11	Fort Hays State *	L, 2-7	Pittsburg
4/15	Lincoln	W, 9-4	Pittsburg
4/15	Lincoln	L, 5-6	Pittsburg
4/16	Central Oklahoma *	L, 5-6	Pittsburg
4/16	Central Oklahoma *	W, 13-3	Pittsburg
4/17	Central Oklahoma *	W, 3-2	Pittsburg
4/17	Central Oklahoma *	W, 11-10	Pittsburg
4/22	at Missouri Southern	L, 3-5	Joplin, Mo.
4/22	at Missouri Southern	W, 6-3	Joplin, Mo.
4/24	at Emporia State *	L, 9-12	Emporia, Kan.
4/25	at Emporia State *	W, 11-10	Emporia, Kan.
4/25	at Emporia, Kan. *	W, 0-2	Emporia, Kan.
4/26	at Emporia, Kan. *	L, 8-9	Emporia, Kan.

* MIAA game

2016

Head Coach: Matt Murray

Record: 15-33, 9-29 MIAA

Date	Opponent	Result	Site
2/6	Sioux Falls	W, 6-4	Pittsburg
2/6	Sioux Falls	W, 4-3	Pittsburg
2/7	Sioux Falls	L, 13-16	Pittsburg
2/7	Sioux Falls	L, 9-12	Pittsburg
2/19	Minnesota Duluth	W, 14-7	Pittsburg
2/20	Minnesota Duluth	W, 19-18	Pittsburg
2/20	Minnesota Duluth	W, 9-8	Pittsburg
2/21	Minnesota Duluth	W, 7-6	Pittsburg
2/26	Emporia State *	L, 3-13	Pittsburg
2/27	Emporia State *	L, 7-22	Pittsburg
2/28	Emporia State *	L, 5-20	Pittsburg
3/4	at Central Missouri *	L, 1-2	Warrensburg, Mo.
3/5	at Central Missouri *	L, 0-8	Warrensburg, Mo.
3/6	at Central Missouri *	L, 1-12	Warrensburg, Mo.
3/10	at Missouri Western *	L, 6-7	St. Joseph, Mo.
3/11	at Missouri Western *	L, 10-17	St. Joseph, Mo.
3/11	at Missouri Western *	L, 0-4	St. Joseph, Mo.
3/16	Missouri S&T	L, 2-12	Pittsburg
3/19	Washburn *	L, 1-13	Pittsburg
3/20	Washburn *	W, 5-4	Pittsburg
3/21	Washburn *	L, 11-14	Pittsburg
3/22	at Northeastern State *	L, 12-13	Tablequah, Okla.
3/24	Central Oklahoma *	L, 2-13	Pittsburg
3/25	Central Oklahoma *	L, 4-7	Pittsburg
3/26	Central Oklahoma *	L, 1-14	Pittsburg
3/29	Northeastern State *	L, 6-9	Pittsburg
4/1	at Northwest Missouri *	L, 6-12	Maryville, Mo.
4/2	at Northwest Missouri *	L, 5-6	Maryville, Mo.
4/3	at Northwest Missouri *	L, 3-13	Maryville, Mo.
4/5	at Northeastern State *	L, 6-7	Tablequah, Okla.
4/8	Lincoln *	W, 10-8	Pittsburg
4/9	Lincoln *	W, 15-9	Pittsburg
4/10	Lincoln *	W, 11-1	Pittsburg
4/13	Missouri Southern *	L, 9-10	Pittsburg
4/14	at Nebraska-Kearney *	L, 5-9	Kearney, Neb.

4/15	at Nebraska-Kearney *	L, 11-21	Kearney, Neb.
4/15	at Nebraska-Kearney *	W, 10-9	Kearney, Neb.
4/20	at Missouri Southern *	W, 10-1	Joplin, Mo.
4/21	at Southwest Baptist *	W, 13-2	Bolivar, Mo.
4/22	at Southwest Baptist *	L, 1-5	Bolivar, Mo.
4/23	at Southwest Baptist *	L, 7-9	Bolivar, Mo.
4/27	Missouri Southern *	W, 5-4	Pittsburg
4/28	Fort Hays State *	W, 3-2	Pittsburg
4/29	Fort Hays State *	L, 6-11	Pittsburg
5/3	Southwest Baptist	W, 8-5	Pittsburg
5/5	Lindenwood *	L, 2-8	Pittsburg
5/6	Lindenwood *	L, 9-10	Pittsburg
5/7	Lindenwood *	L, 2-11	Pittsburg

* MIAA game

2017

Head Coach: Tom Myers

Record: 23-27, 17-19 MIAA

Date	Opponent	Result	Site
2/2	at Arkansas-Fort Smith	L, 5-6	Fort Smith, Ark.
2/3	vs. Henderson State	L, 2-4	Fort Smith, Ark.
2/4	vs. Henderson State	W, 2-9	Fort Smith, Ark.
2/11	Sioux Falls	W, 21-11	Pittsburg
2/11	Sioux Falls	W, 13-11	Pittsburg
2/12	Sioux Falls	W, 14-8	Pittsburg
2/18	Minnesota Duluth	W, 9-4	Pittsburg
2/18	Minnesota Duluth	L, 11-12	Pittsburg
2/19	Minnesota Duluth	W, 16-9	Pittsburg
2/19	Minnesota Duluth	W, 10-8	Pittsburg
2/25	at Emporia State *	L, 11-0	Emporia, Kan.
2/26	at Emporia State *	L, 13-8	Emporia, Kan.
2/27	at Emporia State *	L, 8-6	Emporia, Kan.
3/1	at Rogers State	L, 6-3	Claremore, Okla.
3/3	Central Missouri *	L, 7-4	Pittsburg
3/4	Central Missouri *	W, 13-6	Pittsburg
3/5	Central Missouri *	L, 5-7	Pittsburg
3/8	Rogers State	L, 17-22	Pittsburg
3/10	Missouri Western *	L, 1-2	Pittsburg
3/10	Missouri Western *	L, 4-9	Pittsburg
3/12	Missouri Western *	W, 10-7	Pittsburg
3/15	Bemidji State	L, 3-6	Pittsburg
3/17	at Washburn *	L, 4-7	Topeka, Kan.
3/18	at Washburn *	W, 9-7	Topeka, Kan.
3/19	at Washburn *	W, 5-4	Topeka, Kan.
3/21	Northeastern State	L, 3-5	Pittsburg
3/24	at Central Oklahoma *	W, 16-2	Edmond, Okla.
3/25	at Central Oklahoma *	W, 10-1	Edmond, Okla.
3/26	at Central Oklahoma *	L, 8-9	Edmond, Okla.
3/28	at Northeastern State	L, 6-11	Tablequah, Okla.
3/31	Northwest Missouri *	L, 0-7	Pittsburg
4/1	Northwest Missouri *	L, 2-7	Pittsburg
4/2	Northwest Missouri *	L, 4-11	Pittsburg
4/4	Northeastern State	W, 4-3	Pittsburg
4/11	at Missouri Southern *	W, 9-3	Joplin, Mo.
4/13	Nebraska-Kearney *	W, 10-6	Pittsburg
4/14	Nebraska-Kearney *	W, 16-9	Pittsburg
4/15	Nebraska-Kearney *	W, 10-5	Pittsburg
4/18	Missouri Southern *	W, 13-7	Pittsburg
4/23	Southwest Baptist *	L, 5-9	Pittsburg
4/23	Southwest Baptist *	W, 1-2	Pittsburg
4/24	Southwest Baptist *	W, 7-1	Pittsburg
4/26	Missouri Southern *	L, 3-16	Joplin, Mo.
5/1	at Fort Hays State *	W, 8-5	Fort Hays, Kan.
5/1	at Fort Hays State *	W, 8-6	Fort Hays, Kan.
5/2	at Fort Hays State *	W, 11-2	Fort Hays, Kan.
5/5	at Lindenwood *	L, 2-9	St. Charles, Mo.
5/6	at Lindenwood *	L, 5-7	St. Charles, Mo.
5/7	at Lindenwood *	L, 4-7	St. Charles, Mo.

* MIAA game

2018

Head Coach: Tom Myers

Record: 33-21, 23-13 MIAA

Date	Opponent	Result	Site
2/2	at Arkansas-Monticello	L, 7-8	Monticello, Ark.
2/3	at Arkansas-Monticello	L, 1-11	Monticello, Ark.
2/3	at Arkansas-Monticello	W, 13-5	Monticello, Ark.
2/8	at Colorado State-Pueblo	L, 12-13	Pueblo, Colo.
2/8	at Colorado State-Pueblo	W, 2-3	Pueblo, Colo.
2/9	at Colorado State-Pueblo	W, 6-3	Pueblo, Colo.
2/17	Mino State	L, 4-7	Pittsburg
2/18	Mino State	W, 8-9	Pittsburg
2/18	Mino State	W, 18-2	Pittsburg
2/25	Fort Hays State *	W, 12-3	Pittsburg
2/25	Fort Hays State *	W, 7-3	Pittsburg
2/26	Fort Hays State *	W, 18-5	Pittsburg
3/2	Lindenwood *	W, 6-5	Pittsburg
3/3	Lindenwood *	W, 7-5	Pittsburg
3/4	Lindenwood *	L, 2-7	Pittsburg
3/6	Wayne State	W, 12-2	Pittsburg
3/6	Wayne State	W, 10-3	Pittsburg

All-Time Scores

3/9	Emporia State*	W, 15-12	Pittsburg
3/9	Emporia State*	W, 5-2	Pittsburg
3/10	Emporia State*	L, 1-3	Pittsburg
3/17	at Central Missouri*	W, 9-6	Warrensburg, Mo.
3/17	at Central Missouri*	L, 9-13	Warrensburg, Mo.
3/18	at Central Missouri*	L, 6-7	Warrensburg, Mo.
3/20	at Northeastern State*	L, 6-7	Tahlequah, Okla.
3/22	at Missouri Western*	W, 11-3	St. Joseph, Mo.
3/23	at Missouri Western*	W, 6-3	St. Joseph, Mo.
3/23	at Missouri Western*	W, 4-2	St. Joseph, Mo.
3/28	at Missouri Southern*	L, 3-4	Pittsburg
3/29	Washburn*	L, 5-6	Pittsburg
3/30	Washburn*	W, 17-12	Pittsburg
3/31	Washburn*	W, 7-1	Pittsburg
4/4	Northeastern State*	W, 7-3	Pittsburg
4/8	Central Oklahoma*	L, 0-4	Pittsburg
4/9	Central Oklahoma*	W, 9-3	Pittsburg
4/9	Central Oklahoma*	L, 3-9	Pittsburg
4/11	Missouri Southern*	W, 11-8	Joplin, Mo.
4/12	at Northwest Missouri*	W, 16-3	Maryville, Mo.
4/12	at Northwest Missouri*	W, 5-0	Maryville, Mo.
4/13	at Northwest Missouri*	W, 8-3	Maryville, Mo.
4/17	at Northeastern State*	L, 6-9	Tahlequah, Okla.
4/24	Missouri Southern*	W, 7-4	Pittsburg
4/27	at Nebraska-Kearney*	L, 7-10	Kearney, Neb.
4/28	at Nebraska-Kearney*	W, 16-1	Kearney, Neb.
4/29	at Nebraska-Kearney*	W, 4-6	Kearney, Neb.
5/4	at Southwest Baptist*	L, 8-9	Bolivar, Mo.
5/5	at Southwest Baptist*	W, 16-9	Bolivar, Mo.
5/5	at Southwest Baptist*	W, 12-2	Bolivar, Mo.
5/10	Nebraska-Kearney #	W, 4-2	Warrensburg, Mo.
5/11	vs. Northeastern State #	W, 13-3	Warrensburg, Mo.
5/12	vs. Emporia State #	L, 0-4	Warrensburg, Mo.
5/13	vs. Emporia State #	L, 5-11	Warrensburg, Mo.
5/17	vs. Augustana !	L, 4-9	Magnolia, Ark.
5/18	at Southern Arkansas !	L, 1-5	Magnolia, Ark.

* MIAA Game

MIAA Tournament

! NCAA Division II Central Regional

2019

Head Coach: Bob Fornelli

Record: 31-21, 20-13 MIAA

Date	Opponent	Result	Site
2/1	vs. Oklahoma Christian	L, 5-6	Edmond, Okla.
2/2	vs. Southwestern Oklahoma	L, 8-9	Edmond, Okla.
2/3	vs. Southeastern Oklahoma	W, 8-7	Edmond, Okla.
2/9	Colorado State-Pueblo	W, 6-3	Pittsburg
2/9	Colorado State-Pueblo	W, 2-1	Pittsburg
2/10	Colorado State-Pueblo	W, 14-7	Pittsburg
2/14	at Newman	L, 3-7	Wichita, Kan.
2/17	Winona State	W, 6-4	Pittsburg
2/17	Winona State	L, 2-11	Pittsburg
2/22	Southwest Baptist*	W, 9-6	Pittsburg
2/23	Southwest Baptist*	L, 6-7	Pittsburg
2/24	Southwest Baptist*	W, 13-3	Pittsburg
3/1	at Washburn*	W, 12-3	Topeka, Kan.
3/1	at Washburn*	L, 0-7	Topeka, Kan.
3/2	at Washburn*	L, 2-4	Topeka, Kan.
3/6	Newman	L, 6-8	Pittsburg
3/9	at Lindenwood*	L, 4-7	St. Charles, Mo.
3/10	at Lindenwood*	W, 13-2	St. Charles, Mo.
3/11	at Lindenwood*	W, 5-2	St. Charles, Mo.
3/15	Northwest Missouri*	W, 10-0	Pittsburg
3/16	Northwest Missouri*	W, 3-2	Pittsburg
3/17	Northwest Missouri*	L, 1-7	Pittsburg
3/20	Baker	W, 5-3	Pittsburg
3/22	at Central Oklahoma*	L, 4-5	Edmond, Okla.
3/23	at Central Oklahoma*	L, 0-3	Edmond, Okla.
3/24	at Central Oklahoma*	L, 4-6	Edmond, Okla.
3/30	Central Missouri*	L, 5-6	Pittsburg
3/31	Central Missouri*	L, 2-3	Pittsburg
4/1	Central Missouri*	W, 4-2	Pittsburg
4/2	at Newman	L, 2-5	Wichita, Kan.
4/5	Northeastern State*	W, 11-6	Pittsburg
4/6	Northeastern State*	W, 5-4	Pittsburg
4/7	Northeastern State*	W, 9-7	Pittsburg
4/9	vs. Northwest Missouri	W, 3-2	Kansas City, Kan.
4/12	at Emporia State*	L, 3-9	Emporia, Kan.
4/13	at Emporia State*	W, 1-0	Emporia, Kan.
4/14	at Emporia State*	W, 7-4	Emporia, Kan.
4/16	vs. Arkansas Tech	W, 9-3	Springdale, Ark.
4/18	Missouri Western*	L, 3-7	Pittsburg
4/19	Missouri Western*	W, 7-4	Pittsburg
4/20	Missouri Western*	W, 14-10	Pittsburg
4/26	at Missouri Southern*	W, 4-1	Joplin, Mo.
4/27	at Missouri Southern*	W, 9-4	Joplin, Mo.
4/28	at Missouri Southern*	L, 4-8	Joplin, Mo.
5/3	at Fort Hays State*	W, 12-0	Hays, Kan.
5/4	at Fort Hays State*	W, 12-3	Hays, Kan.
5/5	at Fort Hays State*	W, 10-6	Hays, Kan.
5/9	Emporia State #	W, 5-4	Pittsburg

5/10	Central Missouri #	L, 4-5	Pittsburg
5/11	Central Oklahoma #	W, 2-1	Pittsburg
5/12	Central Oklahoma #	L, 8-9	Pittsburg

* MIAA Game

MIAA Tournament

2020

Head Coach: Bob Fornelli

Record: 14-8, 4-2 MIAA

Date	Opponent	Result	Site
1/31	vs. Southwestern Oklahoma	L, 14-0	Edmond, Okla.
1/31	vs. Emporia State	L, 0-6	Edmond, Okla.
2/1	vs. Henderson State	W, 6-2	Edmond, Okla.
2/2	Northwestern Oklahoma	L, 13-10	Edmond, Okla.
2/7	Winona State	L, 3-2	Pittsburg
2/8	Winona State	W, 10-9	Pittsburg
2/8	Winona State	L, 10-3	Pittsburg
2/14	Minnesota Crookston	W, 7-6	Pittsburg
2/15	Minnesota Crookston	L, 8-0	Pittsburg
2/16	Minnesota Crookston	W, 4-3	Pittsburg
2/21	Upper Iowa	W, 14-4	Pittsburg
2/21	Truman	W, 12-1	Pittsburg
2/22	Truman	W, 20-5	Pittsburg
2/22	Upper Iowa	W, 13-8	Pittsburg
2/28	Fort Hays State*	L, 7-4	Pittsburg
2/29	Fort Hays State*	W, 11-5	Pittsburg
3/1	Fort Hays State*	W, 9-3	Pittsburg
3/3	William Jewell	W, 10-7	Pittsburg
3/6	at Northeastern State*	L, 5-3	Tahlequah, Okla.
3/7	at Northeastern State*	W, 6-4	Tahlequah, Okla.
3/8	at Northeastern State*	W, 7-3	Tahlequah, Okla.

* MIAA Game

2021

Head Coach: Bob Fornelli

Record: 30-16, 21-12 MIAA

Date	Opponent	Result	Site
2/22	Missouri Western	W, 17-12	Pittsburg
2/23	Northwest Missouri	W, 20-2	Pittsburg
2/24	Minot State	W, 4-2	Pittsburg
2/27	at Fort Hays State*	W, 9-1	Hays, Kan.
2/27	at Fort Hays State*	W, 6-0	Hays, Kan.
2/28	at Fort Hays State*	L, 10-11	Hays, Kan.
3/5	Northeastern State*	W, 5-2	Pittsburg
3/1	Northeastern State*	L, 8-16	Pittsburg
3/6	Northeastern State*	L, 0-3	Pittsburg
3/14	Washburn*	L, 14-15	Pittsburg
3/15	Washburn*	L, 10-13	Pittsburg
3/15	Washburn*	W, 9-8	Pittsburg
3/20	at Northwest Missouri*	W, 7-1	Maryville, Mo.
3/20	at Northwest Missouri*	W, 6-3	Maryville, Mo.
3/21	at Northwest Missouri*	W, 9-2	Maryville, Mo.
3/27	at Central Oklahoma*	L, 2-8	Edmond, Okla.
3/27	at Central Oklahoma*	W, 10-3	Edmond, Okla.
3/28	at Central Oklahoma*	W, 10-5	Edmond, Okla.
3/30	Emporia State	L, 10-10	Pittsburg, Kan.
4/2	at Rogers State*	W, 9-1	Claremore, Okla.
4/3	at Rogers State*	W, 4-3	Claremore, Okla.
4/3	at Rogers State*	W, 2-0	Claremore, Okla.
4/6	at Washburn	W, 11-1	Topeka, Kan.
4/10	Central Missouri*	L, 3-10	Pittsburg
4/10	Central Missouri*	L, 6-18	Pittsburg
4/11	Central Missouri*	L, 1-13	Pittsburg
4/13	Emporia State	W, 12-1	Emporia, Kan.
4/17	Newman*	W, 13-3	Pittsburg
4/17	Newman*	L, 8-12	Pittsburg
4/18	Newman*	W, 5-1	Pittsburg
4/24	Missouri Southern*	W, 3-2	Pittsburg
4/24	Missouri Southern*	W, 4-3	Pittsburg
4/25	Missouri Southern*	W, 8-7	Pittsburg
4/30	at Missouri Western*	W, 5-1	St. Joseph, Mo.
5/1	at Missouri Western*	W, 7-6	St. Joseph, Mo.
5/1	at Missouri Western*	W, 5-2	St. Joseph, Mo.
5/7	Emporia State*	L, 10-11	Pittsburg
5/7	Emporia State*	L, 4-11	Pittsburg
5/8	Emporia State*	W, 9-7	Pittsburg
5/14	Washburn #	L, 3-5	Pittsburg
5/15	Washburn #	W, 8-5	Pittsburg
5/16	Washburn #	W, 9-7	Pittsburg
5/20	vs. Central Missouri #	L, 5-9	Joplin, Mo.
5/21	vs. Rogers State #	W, 7-6	Joplin, Mo.
5/21	vs. Central Oklahoma #	W, 2-1	Joplin, Mo.
5/22	vs. Central Missouri #	L, 2-11	Joplin, Mo.

* MIAA Game

MIAA Tournament

All-Time Scores

2022

Head Coach: Bob Fornelli

Record: 31-21, 21-12 MIAA

Date	Opponent	Result	Site
2/6	vs. Southwestern Oklahoma	W, 6-4	Edmond, Okla.
2/7	vs. Oklahoma Baptist	L, 4-10	Edmond, Okla.
2/8	vs. Northern State	W, 12-7	Edmond, Okla.
2/11	at Henderson State	L, 3-13	Arkadelphia, Ark.
2/12	at Ouachita Baptist	L, 9-10	Arkadelphia, Ark.
2/12	vs. Southern Arkansas	L, 3-6	Arkadelphia, Ark.
2/15	Oklahoma Baptist	L, 14-15	Pittsburg
2/19	Wayne State (Neb.)	W, 9-2	Pittsburg
2/20	Wayne State (Neb.)	L, 10-20	Pittsburg
2/21	Wayne State (Neb.)	W, 9-5	Pittsburg
2/27	at Missouri Southern *	W, 10-4	Joplin, Mo.
2/27	at Missouri Southern *	W, 21-8	Joplin, Mo.
2/28	at Missouri Southern *	L, 2-14	Joplin, Mo.
3/1	Southwest Baptist	W, 14-2	Pittsburg
3/4	Missouri Western *	W, 9-4	Pittsburg
3/5	Missouri Western *	W, 10-4	Pittsburg
3/5	Missouri Western *	W, 15-6	Pittsburg
3/12	Northwest Missouri *	W, 6-5	Pittsburg
3/13	Northwest Missouri *	W, 21-11	Pittsburg
3/14	Northwest Missouri *	W, 9-8	Pittsburg
3/16	at Emporia State *	W, 7-1	Emporia, Kan.
3/18	at Northeastern State *	L, 8-11	Tahlequah, Okla.
3/19	at Northeastern State *	W, 11-10	Tahlequah, Okla.
3/20	at Northeastern State *	L, 13-17	Tahlequah, Okla.
3/25	Fort Hays State *	W, 14-1	Pittsburg
3/26	Fort Hays State *	W, 10-5	Pittsburg
3/27	Fort Hays State *	W, 8-5	Pittsburg
3/29	Emporia State *	W, 11-2	Pittsburg
4/1	Central Oklahoma *	L, 3-5	Pittsburg
4/2	Central Oklahoma *	W, 3-2	Pittsburg
4/3	Central Oklahoma *	L, 11-14	Pittsburg
4/5	Arkansas Tech	W, 14-8	Pittsburg
4/8	Rogers State *	L, 3-5	Pittsburg
4/9	Rogers State *	W, 7-5	Pittsburg
4/10	Rogers State *	W, 23-3	Pittsburg
4/12	at Emporia State *	L, 10-11	Emporia, Kan.
4/14	at Central Missouri *	L, 1-7	Warrensburg, Mo.
4/15	at Central Missouri *	L, 5-8	Warrensburg, Mo.
4/16	at Central Missouri *	L, 0-11	Warrensburg, Mo.
4/19	at Missouri S&T	L, 2-5	Rolla, Mo.
4/21	at Newman *	W, 7-3	Wichita, Kan.
4/22	at Newman *	W, 9-0	Wichita, Kan.
4/23	at Newman *	W, 11-3	Wichita, Kan.
4/27	Missouri S&T	W, 12-7	Pittsburg
4/29	at Washburn *	W, 14-3	Topeka
4/30	at Washburn *	L, 8-10	Topeka
5/1	at Washburn *	W, 13-2	Topeka
5/6	Missouri Southern #	L, 0-6	Pittsburg
5/7	Missouri Southern #	W, 8-4	Pittsburg
5/8	Missouri Southern #	W, 17-13	Pittsburg
5/12	vs. Northeastern State #	L, 4-7	Edmond, Okla.
5/13	vs. Central Missouri #	L, 4-15	Edmond, Okla.

* MIAA Game

MIAA Tournament

2023

Head Coach: Bob Fornelli

Record: 33-20, 21-12 MIAA

Date	Opponent	Result	Site
2/3	vs. Southwestern Okla. ^	W, 2-1	Edmond, Okla.
2/4	vs. Oklahoma Baptist ^	L, 4-21	Edmond, Okla.
2/5	vs. Northern State ^	W, 7-4	Edmond, Okla.
2/10	Regis	W, 5-1	Pittsburg, Kan.
2/11	Regis	L, 11-14	Pittsburg, Kan.
2/11	Regis	W, 6-4	Pittsburg, Kan.
2/12	Regis	W, 16-3	Pittsburg, Kan.
2/17	Sioux Falls	W, 23-2	Pittsburg, Kan.
2/18	Metro State	W, 6-5	Pittsburg, Kan.
2/19	Sioux Falls	W, 14-11	Pittsburg, Kan.
2/19	Metro State	L, 8-14	Pittsburg, Kan.
2/21	at Oklahoma Baptist	L, 1-9	Shawnee, Okla.
2/24	Missouri Southern *	W, 8-3	Pittsburg, Kan.
2/25	Missouri Southern *	L, 16-20	Pittsburg, Kan.
2/26	Missouri Southern *	L, 14-19	Pittsburg, Kan.
3/4	at Missouri Western *	W, 14-2	St. Joseph, Mo.
3/5	at Missouri Western *	W, 4-3	St. Joseph, Mo.
3/6	at Missouri Western *	W, 15-1	St. Joseph, Mo.
3/10	Northwest Missouri *	W, 7-3	Pittsburg, Kan.
3/11	Northwest Missouri *	L, 1-3	Pittsburg, Kan.
3/12	Northwest Missouri *	W, 4-1	Pittsburg, Kan.
3/14	Emporia State *	W, 9-8	Pittsburg, Kan.
3/17	Northeastern State *	W, 11-7	Pittsburg, Kan.
3/19	Northeastern State *	W, 5-2	Pittsburg, Kan.
3/19	Northeastern State *	W, 12-0	Pittsburg, Kan.
3/24	at Fort Hays State *	W, 14-1	Hays, Kan.
3/24	at Fort Hays State *	W, 9-5	Hays, Kan.
3/25	at Fort Hays State *	W, 11-6	Hays, Kan.
3/28	at Emporia State *	L, 7-8	Emporia, Kan.
3/29	Missouri S&T	L, 7-13	Pittsburg, Kan.

3/31	at Central Oklahoma *	W, 16-12	Edmond, Okla.
4/1	at Central Oklahoma *	L, 6-10	Edmond, Okla.
4/2	at Central Oklahoma *	W, 9-5	Edmond, Okla.
4/4	at Drury	W, 6-5	Ozark, Mo.
4/6	at Rogers State *	L, 9-10	Claremore, Okla.
4/7	at Rogers State *	W, 14-10	Claremore, Okla.
4/8	at Rogers State *	W, 8-4	Claremore, Okla.
4/11	Emporia State *	W, 13-8	Pittsburg, Kan.
4/14	Central Missouri *	W, 6-5	Pittsburg, Kan.
4/15	Central Missouri *	L, 5-9	Pittsburg, Kan.
4/16	Central Missouri *	L, 5-7	Pittsburg, Kan.
4/18	at Missouri S&T	W, 14-3	Rolla, Mo.
4/21	Newman *	L, 6-7	Pittsburg, Kan.
4/22	Newman *	W, 13-1	Pittsburg, Kan.
4/23	Newman *	L, 0-11	Pittsburg, Kan.
4/28	Washburn *	L, 6-9	Pittsburg, Kan.
4/29	Washburn *	W, 10-1	Pittsburg, Kan.
4/30	Washburn *	L, 4-6	Pittsburg, Kan.
5/5	Central Oklahoma #	W, 12-7	Pittsburg, Kan.
5/6	Central Oklahoma #	L, 9-10	Pittsburg, Kan.
5/7	Central Oklahoma #	W, 14-8	Pittsburg, Kan.
5/11	at Central Missouri #	L, 2-13	Warrensburg, Mo.
5/12	vs. Missouri Southern #	L, 2-6	Warrensburg, Mo.

* MIAA Game

MIAA Tournament

^ UCO First Pitch Classic

All-Time Series History

OPPONENT	W- L	LAST MET	RESULT
Arkansas	1- 16	4/17/02	L, 5-1
Arkansas-Fort Smith	0- 3	2/4/2017	L, 8-2
Arkansas-Monticello	1- 3	2/3/18	W, 13-5
Arkansas Tech	2- 0	4/5/22	W, 14-8
Augustana (S.D.)	4- 1	5/17/18	L, 9-4
Bacone	2- 0	4/17/12	W, 2-0
Baker	10- 1	3/20/19	W, 5-3
Bemidji State	13- 1	3/15/17	L, 6-3
Benedictine	12- 5	3/26/91	L, 2-1
Bethany	3- 0	3/22/11	W, 13-10
Buena Vista	1- 2	3/18/67	W, 6-3
Cameron	31- 20	2/8/09	L, 5-2
Central Arkansas	0- 1	3/7/06	L, 22-4
Central Bible	2- 0	3/27/69	W, 14-0
Central Missouri	15- 05	5/11/23	L, 2-13
Central Oklahoma	19- 22	5/7/23	W, 14-8
Colorado State-Pueblo	5- 1	2/10/19	W, 14-7
Concordia-St. Paul	3- 3	3/11/07	W, 12-1
Dakota Wesleyan	2- 0	3/4/98	W, 15-3
Drury	11- 6	4/4/23	W, 6-5
College of Emporia	1- 1	5/1/62	W, 5-4
Emporia State	43- 81	4/11/23	W, 13-8
Findlay	3- 0	3/08/07	W, 10-9
Fort Hays State	35- 25	3/25/23	W, 11-6
Friends	11- 2	3/3/94	W, 11-2
Grand Valley State	5- 2	3/07/07	W, 4-3
Grandview	3- 1	3/11/06	W, 17-10
Hamline	2- 0	3/21/95	W, 13-4
Henderson State	2- 3	2/11/22	L, 3-13
Huron	3- 0	3/14/02	W, 17-5
Iowa Wesleyan	1- 0	3/20/00	W, 8-1
Jamestown	2- 0	3/9/02	W, 6-1
John Brown	7- 7	4/25/72	L, 4-1
Kansas	1- 3	3/20/96	W, 14-12
Lewis	1- 0	3/16/01	W, 8-7
Lincoln	31- 14	4/10/16	W, 11-1
Lindenwood	2- 14	3/4/18	L, 7-2
Mary (N.D.)	0- 1	3/17/06	L, 5-4
Maryville (Mo.)	2- 0	2/17/13	W, 16-5
McKendree	1- 0	3/15/00	W, 5-2
Metro State	3- 1	2/19/23	L, 8-14

OPPONENT	W- L	LAST MET	RESULT
Midland Lutheran	1- 0	3/20/01	W, 6-2
Minot State	4- 1	2/24/21	W, 4-2
Minnesota-Crookston	2- 1	2/16/20	W, 4-3
Minnesota Duluth	8- 4	2/19/17	W, 10-8
Minnesota-Morris	5- 1	3/22/99	W, 8-0
Minnesota State	2- 0	5/13/99	W, 5-3
Missouri S&T	40- 15	4/18/23	W, 14-3
Missouri-St. Louis	9- 16	4/9/14	W, 7-6
Missouri Southern	48- 66	5/12/23	L, 2-6
Missouri Valley	1- 1	3/9/94	L, 6-5
Missouri Western	42- 58	3/6/23	W, 15-1
Morningside	17- 3	3/8/06	W, 17-11
Mount Marty	1- 0	3/10/04	W, 27-11
Nebraska-Kearney	13- 12	5/10/18	W, 4-2
Nebraska-Omaha	9- 19	3/12/11	W, 6-4
Newman	11- 15	4/23/23	L, 0-11
Northeastern State	31- 32	3/19/23	W, 12-0
Northern Colorado	1- 1	3/7/99	L, 6-3
Northern State	13- 0	2/5/23	W, 7-4
Northwest Missouri	51- 44	3/12/23	W, 4-1
Northwestern (Iowa)	3- 0	3/1/04	W, 16-0
Northwestern Okla.	0- 1	2/2/20	L, 13-10
Oklahoma Baptist	0- 4	2/21/23	L, 1-9
Oklahoma Christian	1- 3	2/1/19	L, 6-5
Oral Roberts	0- 13	2/11/98	L, 9-4
Ottawa	2- 0	3/10/99	W, 13-2
Ouachita Baptist	1- 1	2/12/22	L, 9-10
Panhandle State	3- 0	2/22/03	W, 13-1
Parsons (Iowa)	0- 1	4/13/68	L, 8-1
Quincy	2- 0	2/22/03	W, 10-9
Regis	3- 3	2/12/23	W, 16-3
Rockhurst	13- 14	3/11/15	L, 12-5
Rogers State	8- 8	4/8/23	W, 8-4
St. Edward's	0- 3	2/14/05	L, 11-10
St. Olaf	3- 0	3/20/04	W, 3-1
Sioux Falls	13- 2	2/19/23	W, 14-11
South Dakota State	4- 2	3/7/03	W, 8-3
Southern Arkansas	1- 4	2/12/22	L, 3-6
Southeast Missouri	1- 2	4/7/91	L, 5-1
Southeastern Oklahoma	1- 2	2/3/19	W, 8-7
So. Illinois-Edwardsville	3- 4	2/17/02	L, 8-7

All-Time Series History

OPPONENT	W- L	LAST MET	RESULT
Southwest Baptist	71- 37	3/1/22	W, 14-2
SW Minnesota State	10- 5	3/2/08	L,13-9
Southwest Missouri	14- 16	3/13/01	L, 13-6
Southwestern	2- 0	3/20/71	W, 8-0
Southwestern Oklahoma	3- 2	2/3/23	W, 2-1
Sterling	1- 0	3/8/03	W, 4-3
Tabor	0- 1	4/26/11	L, 12-1
Truman	52- 12	2/22/20	W, 20-5
Upper Iowa	4- 5	2/22/20	W, 13-8
Washburn	60- 61	4/30/23	L, 4-6
Wayne State (Neb.)	18- 15	2/21/22	W, 9-5
West Texas A&M	2- 1	3/18/99	W, 11-0
York (Neb.)	1- 0	3/18/94	W, 25-4
William Jewell	2- 0	3/11/20	W, 7-3
Winona State	2- 4	2/8/20	L, 110-3
Wisconsin-Parkside	2- 0	3/14/98	W, 6-1
Wisconsin-Platteville	0- 1	3/13/06	L, 8-1
Wisconsin-River Falls	1- 0	3/27/97	W, 10-1
Wisconsin-Stevens Point	0- 1	3/16/93	L, 6-5
Wisconsin-Stout	2- 1	3/18/02	W, 6-1

MIAA Opponents in Bold

Coaches Records

Coach by Coach Records (Includes All Games)

Coach	Years	Won	Lost	Pct.
Al Ortolani, 1962-72	11	95	90	.514
Steve Bever, 1991-2012	22	565	529	.516
Matt Murray, 2013-16	4	80	118	.404
Tom Myers, 2017-2018	2	56	48	.538
Bob Fornelli, 2019-present	5	139	86	.618
TOTALS	44	935	871	.518

Season by Season Records

Year	Coach	Won	Lost	Pct.
2023	Bob Fornelli	33	20	.623
2022	Bob Fornelli	31	21	.596
2021	Bob Fornelli	30	16	.652
2020	Bob Fornelli	14	8	.636
2019	Bob Fornelli	31	21	.596
2018	Tom Myers	33	21	.611
2017	Tom Myers	23	27	.460
2016	Matt Murray	15	33	.313
2015	Matt Murray	18	29	.383
2014	Matt Murray	18	32	.360
2013	Matt Murray	29	24	.547
2012	Steve Bever	20	28	.421
2011	Steve Bever	20	30	.364
2010	Steve Bever	15	29	.341
2009	Steve Bever	15	38	.283
2008	Steve Bever	22	28	.440
2007	Steve Bever	24	30	.444
2006	Steve Bever	27	25	.519
2005	Steve Bever	29	21	.580
2004	Steve Bever	34	25	.576
2003	Steve Bever	32	19	.627
2002	Steve Bever	39	19	.672
2001	Steve Bever	26	25	.510
2000	Steve Bever	29	21	.580
1999	Steve Bever*	36	14	.720
1998	Steve Bever	36	16	.692
1997	Steve Bever	39	18	.684
1996	Steve Bever	23	25	.479
1995	Steve Bever	22	22	.500
1994	Steve Bever	30	20	.600
1993	Steve Bever	15	18	.455
1992	Steve Bever	17	26	.395
1991	Steve Bever	15	32	.319
1972	Al Ortolani	6	11	.353
1971	Al Ortolani	11	15	.423
1970	Al Ortolani	5	11	.313
1969	Al Ortolani	15	8	.652
1968	Al Ortolani	5	6	.455
1967	Al Ortolani	10	5	.667
1966	Al Ortolani †	10	7	.588
1965	Al Ortolani †	14	6	.700
1964	Al Ortolani	6	8	.417
1963	Al Ortolani	6	8	.417
1962	Al Ortolani	7	5	.583



Bever



Ortolani

* Mid-America Intercollegiate Athletics Association (MIAA) Champions

† Central Intercollegiate Conference (CIC) Champions....

Al Ortolani Field

The Pittsburg State baseball program enters its 29th full season at its on-campus facility, Al Ortolani Field.

Ortolani Field continues to draw reviews as one of the top playing facilities in the midwest.

Pittsburg State moved into the on-campus facility on April 1, 1995. The Gorillas had played at the city-owned and shared Jaycee Ball Park from 1962-72 and again from 1991-95.

The baseball facility is named in honor of longtime PSU athletic trainer Al Ortolani, who was the Gorillas first baseball coach (1962-72). Ortolani guided PSU to a 95-90 overall record, including a pair of Central Intercollegiate Conference titles and a trip to the NAIA District III playoffs.

After dropping a twinbill to Lincoln University on the inaugural day at Ortolani Field on April 1, 1995, the Gorillas won their remaining eight games at the facility in '95.

In 1996, PSU posted an 18-12 record in its first full season at Al Ortolani Field. The Gorillas posted a 23-3 (.885) home mark in 1999, the program's best home record, by percentage. PSU posted a program record 26 victories in 2002 (26-9). The Gorillas have won 20 or more home games in nine seasons (1997-2000, 2002-05, 2013, 2022).

Pitt State's all-time record at the facility stands at 486-299 (.619) entering the 2024 season.

Al Ortolani Field received a boost prior to the 2003 season with the installation of lights to the facility. In Summer 2017, Al Ortolani Field's grass infield and outfield was replaced with an AstroTurf surface thanks to private funding. In the winter of 2018 and early spring of 2019, PSU's Gene Bicknell Sports Complex received a \$1.8 million enhancement - entirely through private funding - which included the construction of a new locker room, coaching offices, batting cage, press box and grandstands at Al Ortolani Field.



Ortolani Milestones

Win No. 1

vs. Lincoln, April 2, 1995 (22-6)

Win No. 50

vs. Bemidji State, March 3, 1998 (9-0)

Win No. 100

vs. Huron, March 10, 2000 (3-2)

Win No. 200

vs. Truman, April 3, 2004 (6-3)

Win No. 250

vs. SW Minnesota State, March 4, 2007 (16-12)

Win No. 300

vs. Southwest Baptist, March 28, 2011 (6-2)

Win No. 350

vs. Missouri Western, March 15, 2015 (8-5)

Win No. 400

vs. Wayne State (Neb.), March 6, 2018 (10-3)

Win No. 450

vs. Wayne State (Neb.), Feb 21, 2022 (9-5)

Largest Margin of Victory

32, vs. Missouri S&T, April 21, 1999 (33-1)

Consecutive Wins

11, 3/23/98 - 4/11/98; 3/10/99 - 3/21/99

No-Hitters

vs. Wayne State, Feb. 17, 1996 (2-0)

Ortolani By Year

Year	Record	Pct.
1995	8- 2	.800
1996	18- 12	.600
1997	22- 7	.759
1998	25- 7	.781
1999	23- 3	.885
2000	20- 9	.690
2001	17- 12	.586
2002	26- 9	.743
2003	25- 8	.758
2004	24- 14	.632
2005	21- 9	.700
2006	17- 14	.548
2007	18- 21	.462
2008	12- 12	.500
2009	12- 12	.500
2010	9- 7	.563
2011	13- 13	.500
2012	13- 14	.481
2013	18- 10	.643
2014	13- 12	.643
2015	9- 12	.429
2016	12- 18	.400
2017	15- 12	.555
2018	17- 7	.708
2019	19- 9	.679
2020	10- 4	.714
2021	13- 12	.520
2022	20- 6	.769
2023	17- 12	.586
Totals	486- 299	.619

