

Pittsburg State

Men's Basketball

Record Book



Updated Entering 2023-24 Season

ANNUAL STAT LEADERS

1987	Lonnie McThompson
1986	Blake Kinsey
1985	Tony McCoy
1984	Troy Hill
1983	Barry O'Brien
1982	Reuben Ables
1981	Derek Thomas
1980	Calvin Jones
1979	Calvin Jones
1978	Steve Portz
1977	David Baldwin
1976	David Baldwin
1975	Calvin Kinzer
1974	Bob Williams
1973	Calvin Kinzer
1972	Erich Grotheer
1971	Erich Grotheer
1970	Doug Dodge
1969	Mike Jones
1968	Don Diggs
1967	David Niegsch
1966	Jim Chroust
1965	Jim Chroust
1964	Jim Chroust
1963	Jim Chroust
1962	Henry Heidebrecht
1961	Al Burdett
1960	Bernie Onelio
1959	Bernie Onelio
1958	Fred Harder

ASSISTS

2023	Quentin Hardict Jr.
2022	Ryan Pippins
2021	Martin Vogts
2020	A.J. Walker
2019	Grant Lozoya
2018	Jabari Antwine
2017	R.J. Pair
2016	Javis Flynn
2015	Javis Flynn
2014	Jake Bullard
2013	Kaleb Porter
2012	Eric Ray
2011	Logan Jones
2010	Zach Quick
2009	Spencer Magana
2008	Keith Windom
2007	Joe Bridges
2006	Joe Bridges
2005	Greg Campbell
2004	Jason Taylor
2003	Cedric Brooks
2002	Dan Stanley
2001	Brandon Pate
2000	Brandon Pate
1999	Oscar Gonzalez
1998	Oscar Gonzalez
1997	Oscar Gonzalez
1996	T.J. Roberts
1995	Brian Comstock
1994	Brian Comstock
1993	Mark Johnson
1992	Mark Johnson
1991	Michael Cook
1990	Tony Fleming
1989	Tony Fleming
1988	Tony Fleming
1987	Tony Fleming
1986	Jeff Guiot
1985	Tony McCoy
1984	Tony McCoy

228	1983	Mike Martin
164	1982	Mike Martin
294	1981	Russ Pennell

155
198

STEALS

164	2023	Quentin Hardict Jr./Deshaun English II	28
250	2022	Tyler Hawkins	24
200	2021	Martin Vogts	37
181	2020	Jah-Kobe Womack	39
238	2019	Demtrius Levarity	44
191	2018	Jabari Antwine	35
231	2017	Elijah Gaines	38
200	2016	Javis Flynn	60
209	2015	Javis Flynn	76
232	2014	Devon Branch	25
164	2013	Marky Nolen	55
210	2012	Andra Bailey	49
197	2011	Andra Bailey	42
282	2010	Spencer Magana	34
236	2009	Carlos Taylor	30
318	2008	Keith Windom	32
277	2007	Keith Windom	35
250	2006	Eddie Jackson	33
230	2005	Jason Taylor	34
301	2004	Jason Taylor	51
168	2003	Cedric Brooks	75
289	2002	Cedric Brooks	51
247	2001	Brandon Pate	62
229	2000	Brandon Pate	55
	1999	Oscar Gonzalez	53
	1998	Oscar Gonzalez	49
	1997	Alex Salazar	45
134	1996	T.J. Roberts	45
46	1995	Brian Comstock	37
57	1994	Brian Comstock	43
102	1993	Kevin Cooper	35
108	1992	Mark Johnson	41
83	1991	Michael Cook/Troy Wade	29
55	1990	Tony Fleming	55
139	1989	Tony Fleming	51
160	1988	Tony Fleming	66
110	1987	Tony Fleming	53

BLOCKED SHOTS

63	2023	Deshaun English II	35
76	2022	Zach Burch	21
100	2021	Zach Burch	13
96	2020	Christian Edmondson	36
82	2019	Christian Edmondson	32
107	2018	Deitrich Cole Jr.	21
117	2017	Creighton Brinker	37
108	2016	Denton Hays	19
102	2015	Lamine Dieng	21
149	2014	Devon Branch	15
138	2013	Rico Pierrevilus	31
181	2012	Rico Pierrevilus	28
158	2011	Andra Bailey	21
149	2010	Zach Quick	11
110	2009	TJ Stukes	36
95	2008	Cory Abercrombie	30
108	2007	Ed Morris	32
124	2006	Ed Morris	57
141	2005	Kiquan Sullivan	18
124	2004	Jamey Richardson	77
112	2003	Jamey Richardson	66
112	2002	Jai Pradia	51
89	2001	Jai Pradia	59
112	2000	Dan Stanley	21
131	1999	Doug Gillispie	29
160	1998	Doug Gillispie	29
88	1997	Doug Gillispie	15

ANNUAL STAT LEADERS

1996	Marc Eddington	15	1965	Jim Chroust	.540
1995	Mike Harris	29	1964	Delvin Locke	.424
1994	Saddrick Daniels	14	1963	Delvin Locke	.421
1993	Darrell Colbert	17	1962	Richard Massey	.443
1992	James Cureton	10	1961	Al Burdett	.430
1991	Troy Wade	8	1960	Fred Harder	.424
1990	Vince Samuels	16	1959	Fred Harder	.391
1989	Vince Samuels	22	1958	Parker Stolter	.468
1988	Jeff Greene	24			
1987	Lonnie McThompson	11			

FIELD GOAL PERCENTAGE

2023	Tane Prictor	.581
2022	Zach Burch	.600
2021	Zach Burch	.615
2020	Christian Edmondson	.647
2019	Christian Edmondson	.649
2018	Xavier Adams	.533
2017	Isaiah Hicks	.473
2016	Lamine Dieng	.597
2015	Trevor Gregory	.608
2014	Sam Pugh	.518
2013	A.J. Adams	.530
2012	Andra Bailey	.494
2011	Chris Ware	.539
2010	Rodney Grace	.524
2009	Rodney Grace	.508
2008	Cory Abercrombie	.586
2007	Cory Abercrombie	.573
2006	Ed Morris	.540
2005	Daniel Blair	.554
2004	Jamey Richardson	.546
2003	Oliver Vogt	.594
2002	Max Ruark	.597
2001	Max Ruark	.547
2000	Michael Rainey	.564
1999	Doug Gillispie	.624
1998	Javier Velazquez	.610
1997	Doug Gillispie	.706
1996	James Fulton	.581
1995	James Fulton	.619
1994	Saddrick Daniels	.516
1993	Darrell Colbert	.606
1992	Troy Wade	.529
1991	James Cureton	.559
1990	Scottie Fields	.546
1989	Jeff Greene	.560
1988	Jeff Greene	.536
1987	Jack Hall	.538
1986	Jeff Guiot	.512
1985	Tony McCoy	.500
1984	Blake Kinsey	.517
1983	Mike Martin	.469
1982	Reuben Ables	.513
1981	Derek Thomas	.467
1980	Calvin Jones	.580
1979	Calvin Jones	.571
1978	Don Simmons	.465
1977	Wayne Cichon	.497
1976	Wayne Cichon	.469
1975	Calvin Kinzer	.518
1974	Calvin Kinzer	.541
1973	Dick Dixon	.549
1972	Doug Baker	.536
1971	Mike Jones	.517
1970	Doug Baker	.536
1969	Mike Jones	.468
1968	Ron White	.456
1967	David Niegsch	.500
1966	Jim Chroust	.568

FREE THROW PERCENTAGE

2023	Albert McBride	.745
2022	Ryan Pippins	.836
2021	Ryan Pippins	.878
2020	A.J. Walker	.850
2019	Grant Lozoya	.879
2018	Donovan Franklin	.872
2017	Brandon Clifford	.875
2016	Josiah Gustafson	.885
2015	Josiah Gustafson	.838
2014	Sam Pugh	.919
2013	Kaleb Porter	.832
2012	Eric Ray	.739
2011	Eric Ray	.787
2010	Spencer Magana	.866
2009	David McKinnie	.905
2008	Spencer Magana	.811
2007	Cory Abercrombie	.723
2006	Joe Bridges	.868
2005	Jason Taylor	.769
2004	Ryan Odaffer	.773
2003	Cedric Brooks	.824
2002	Ryan Odaffer	.952
2001	Jeff Willms	.857
2000	Cedric Cobb	.824
1999	Oscar Gonzalez	.779
1998	Oscar Gonzalez	.857
1997	Oscar Gonzalez	.845
1996	Marc Eddington	.796
1995	James Sanders	.818
1994	Brian Comstock	.674
1993	Mark Johnson	.795
1992	Mark Johnson	.814
1991	Anthony Kelly	.821
1990	Tony Fleming	.861
1989	Tony Fleming	.855
1988	Lonnie McThompson	.815
1987	Lonnie McThompson	.775
1986	Jeff Guiot	.902
1985	Jay Parker	.852
1984	Kyle Folkerts	.880
1983	Kyle Folkerts	.763
1982	Chucky Allen	.772
1981	Derek Thomas	.776
1980	Greg Wolf	.777
1979	Greg Wolf	.838
1978	Steve Griffin/Greg Wolf	.769
1977	Steve Odaffer	.833
1976	Steve Odaffer	.831
1975	Calvin Kinzer	.731
1974	Calvin Kinzer	.803
1973	Calvin Kinzer	.735
1972	Doug Baker	.710
1971	Erich Grotheer	.743
1970	Ernest Lewis	.789
1969	Mike Jones	.800
1968	Ron White	.748
1967	David Niegsch	.707
1966	Lee Crawley	.817
1965	Jim Chroust	.767
1964	Jerry Couch	.814

ANNUAL STAT LEADERS

1963	Jerry Couch
1962	Don Miskimon
1961	Ron Maupin
1960	Fred Harder
1959	Fred Harder
1958	Fred Harder

3-POINT FIELD GOAL PERCENTAGE

2023	R.J. Forney Jr.
2022	Iziah James
2021	Martin Vogts
2020	Dejon Waters Jr.
2019	Donovan Franklin
2018	Dakota Jones
2017	Creighton Brinker
2016	Josiah Gustafson
2015	Josiah Gustafson
2014	Sam Pugh
2013	Marky Nolen
2012	Eric Ray
2011	Eric Ray
2010	Spencer Magana
2009	Carlos Taylor
2008	Carlos Taylor
2007	Carlos Taylor
2006	Joe Bridges
2005	Andy Wachter
2004	Ryan Odaffer
2003	Tommy Vosseler
2002	Jeff Willms
2001	Ryan Odaffer
2000	Matt Frazier
1999	Michael Jones
1998	Corey Shelby
1997	Corey Shelby
1996	Marc Eddington
1995	James Sanders
1994	Jay Spoonhour
1993	Mark Johnson
1992	Matt Sherrel
1991	Matt Sherrel
1990	Matt Sherrel
1989	Randy Cones
1988	Jared Peterson
1987	Tony Fleming

FIELD GOALS MADE

2023	Deshaun English II
2022	Tyler Hawkins
2021	Quentin Hardict Jr.
2020	Jah-Kobe Womack
2019	Grant Lozoya
2018	Xavier Adams
2017	Isaiah Hicks
2016	Trey Starks
2015	Josiah Gustafson
2014	Devon Branch
2013	Kaleb Porter
2012	JaVon McGee
2011	Eric Ray
2010	Rodney Grace
2009	Carlos Taylor
2008	Cory Abercrombie
2007	Cory Abercrombie
2006	Eddie Jackson
2005	Eddie Jackson
2004	Eddie Jackson
2003	Cedric Brooks
2002	Cedric Brooks
2001	Dan Stanley

.821	2000	Brandon Pate
.862	1999	Dan Stanley
.826	1998	Corey Shelby
.816	1997	Marc Eddington
.729	1996	Marc Eddington
.717	1995	Vinson Smith
	1994	Toraino Hellems
	1993	Darrell Colbert
	1992	Mark Johnson
	1991	Scottie Fields
	1990	Scottie Fields
	1989	Jeff Greene
	1988	Jeff Greene
	1987	Rodney Estes
	1986	Jeff Guiot
	1985	Tony McCoy
	1984	Tony McCoy
	1983	Mike Martin
	1981	Derek Allen

.417
.437
.398
.473
.384
.478
.432
.473
.425
.518
.372
.402
.475
.391
.367
.386
.414
.375
.455
.373
.436
.435
.444
.429
.445
.408
.381
.421
.376
.448
.429
.480
.487
.473
.451
.390
.436

152
83
85
135
225
179
112
147
162
164
120
153
102
151
166
197
176
174
195
179
193
188
173

200
127
133
196
204
163
199
175
130
152
215
230
288
187
257
219
192
146
176

FREE THROWS MADE

2023	Quentine Hardict Jr.	83
2022	Ryan Pippins	61
2021	Bobby Arthur-Williams Jr.	75
2020	Jah-Kobe Womack	87
2019	Grant Lozoya	160
2018	Xavier Adams	163
2017	Brandon Clifford	42
2016	Trey Starks	137
2015	Josiah Gustafson	124
2014	Devon Branch	137
2013	Kaleb Porter	99
2012	Eric Ray	102
2011	Eric Ray	85
2010	Rodney Grace	105
2009	Carlos Taylor	89
2008	Cory Abercrombie	108
2007	Ed Morris	113
2006	Eddie Jackson	115
2005	Jason Taylor	133
2004	Eddie Jackson	132
2003	Cedric Brooks	136
2002	Jai Pradia	104
2001	Dan Stanley	106
2000	Cedric Cobb	103
1999	Doug Gillispie	135
1998	Oscar Gonzalez	150
1997	Marc Eddington	111
1996	Marc Eddington	78
1995	Vinson Smith	105
1994	Toraino Hellems	67
1993	Mark Johnson	58
1992	Anthony Kelly	64
1991	Scottie Fields	102
1990	Scottie Fields	118
1989	Jeff Greene	116
1988	Jeff Greene	132
1987	Lonnie McThompson	79
1986	Jeff Guiot	110
1985	Tony McCoy	136
1984	Tony McCoy	87
1983	Barry O'Brien	53
1982	Derek Thomas	85
1981	Derek Thomas	76

3-POINT FIELD GOALS MADE

2023	R.J. Forney Jr.	70
2022	Iziah James	31
2021	Martin Vogts	49
2020	Jah-Kobe Womack	62

ANNUAL STAT LEADERS

2019	Grant Lozoya	62
2018	Grant Lozoya	44
2017	Creighton Brinker	39
2016	Josiah Gustafson	53
2015	Josiah Gustafson	48
2014	Ethan Cordray	45
2013	Kaleb Porter	68
2012	Eric Ray	43
2011	Adrian Herrera	33
2010	Spencer Magana	70
2009	Spencer Magana	56
2008	Carlos Taylor	39
2007	Keith Windom	43
2006	Eddie Jackson	74
2005	Eddie Jackson	115
2004	Eddie Jackson	84
2003	Cedric Brooks	61
2002	Cedric Brooks	66
2001	Brandon Pate	65
2000	Michael Jones	49
1999	Oscar Gonzalez	70
1998	Oscar Gonzalez	82
1997	Corey Shelby	56
1996	Oscar Gonzalez	65
1995	James Sanders	44
1994	Jay Spoonhour	47
1993	Mark Johnson	82
1992	Mark Johnson	71
1991	Matt Sherrel	37
1990	Matt Sherrel	53
1989	Tony Fleming	54
1988	Tony Fleming	47
1987	Tony Fleming	51

PLAYER STATISTICS (1990-PRES)

Cory Abercrombie (Piedmont, S.C./Independence Community College)

Year	G/GS	FG/FGA	Pct	3FG/A	Pct	FT/FTA	Pct	Pts	Avg	Reb	Avg	Ast	TO	Blk	Stl
2007	31/26	176/307	.573	0/0	.000	99/137	.723	451	14.5	183	5.9	25	65	17	22
2008	28/28	197/336	.586	0/0	.000	108/146	.740	502	17.9	285	10.2	33	83	30	30
Totals	59/54	373/643	.580	0/0	.000	207/283	.731	903	15.3	468	7.9	58	148	47	52

A.J. Adams (Jeffersonville, Ind./Eastern Arizona College)

Year	G/GS	FG/FGA	Pct	3FG/A	Pct	FT/FTA	Pct	Pts	Avg	Reb	Avg	Ast	TO	Blk	Stl
2013	27/22	96/181	.530	0/0	.000	73/116	.629	265	9.8	117	4.3	10	36	15	13

Xavier Adams (Flower Mound, Texas/University of New Mexico)

Year	G/GS	FG/FGA	Pct	3FG/A	Pct	FT/FTA	Pct	Pts	Avg	Reb	Avg	Ast	TO	Blk	Stl
2018	30/30	179/336	.533	16/67	.239	163/237	.688	537	17.9	217	7.2	63	71	19	32

Lindsey Adams (Jackson, Miss./Provine High School)

Year	G/GS	FG/FGA	Pct	3FG/A	Pct	FT/FTA	Pct	Pts	Avg	Reb	Avg	Ast	TO	Blk	Stl
1996	21/0	50/142	.352	18/48	.375	32/50	.640	150	7.1	35	1.7	31	55	4	18

Amos Alford (Wichita, Kan./Coffeyville Community College)

Year	G/GS	FG/FGA	Pct	3FG/A	Pct	FT/FTA	Pct	Pts	Avg	Reb	Avg	Ast	TO	Blk	Stl
1990	27/27	61/172	.355	13/39	.333	30/40	.750	165	6.1	60	2.2	36	39	3	17

Max Alexander (Buhler, Kan./Buhler High School)

Year	G/GS	FG/FGA	Pct	3FG/A	Pct	FT/FTA	Pct	Pts	Avg	Reb	Avg	Ast	TO	Blk	Stl
2023	2/0	1/2	.500	0/0	.000	0/1	.000	2	1.0	0	0.0	0	2	0	0

Jabari Antwine (Chicago, Ill./Moberly Area Community College)

Year	G/GS	FG/FGA	Pct	3FG/A	Pct	FT/FTA	Pct	Pts	Avg	Reb	Avg	Ast	TO	Blk	Stl
2018	26/12	81/183	.443	32/79	.405	47/65	.723	241	9.3	72	2.8	83	44	8	35

Bradley Argabright (Olpe, Kan./Olpe High School)

Year	G/GS	FG/FGA	Pct	3FG/A	Pct	FT/FTA	Pct	Pts	Avg	Reb	Avg	Ast	TO	Blk	Stl
2012	4/0	1/11	0.000	0/0	.000	0/0	.000	2	0.5	1	0.3	0	1	0	0

Bobby Arthur-Williams Jr. (Potomac, Md./University of Wisconsin Milwaukee)

Year	G/GS	FG/FGA	Pct	3FG/A	Pct	FT/FTA	Pct	Pts	Avg	Reb	Avg	Ast	TO	Blk	Stl
2021	19/19	70/153	.458	13/38	.342	75/121	.620	228	12.0	128	6.7	29	42	4	17
2022	14/14	57/126	.452	8/28	.286	44/68	.647	166	11.9	88	6.3	27	24	5	13
Totals	33/33	127/279	.455	21/66	.318	119/189	.630	394	11.9	216	6.5	56	66	9	30

Clint Arnett (Dodge City, Kan./Dodge City High School)

Year	G/GS	FG/FGA	Pct	3FG/A	Pct	FT/FTA	Pct	Pts	Avg	Reb	Avg	Ast	TO	Blk	Stl
1998	16/0	8/22	.364	0/1	.000	9/17	.529	25	1.6	28	1.8	3	6	0	2
1999	13/0	7/13	.538	0/0	.000	4/8	.500	18	1.4	12	0.9	1	4	1	2
Totals	29/0	15/35	.429	0/1	.000	13/25	.520	43	1.5	40	1.4	4	10	1	4

Andra Bailey (St. Louis, Mo./Allen County Community College)

Year	G/GS	FG/FGA	Pct	3FG/A	Pct	FT/FTA	Pct	Pts	Avg	Reb	Avg	Ast	TO	Blk	Stl
2011	25/19	92/175	.526	0/8	.000	46/76	.605	230	9.2	205	8.2	36	68	21	42
2012	31/29	122/247	.494	8/30	.267	78/115	.678	330	10.6	277	8.9	56	92	20	49
Totals	56/48	214/422	.507	8/38	.211	124/191	.649	560	10.0	482	8.6	92	160	41	91

Blake Bard (Webb City, Mo./Webb City High School)

Year	G/GS	FG/FGA	Pct	3FG/A	Pct	FT/FTA	Pct	Pts	Avg	Reb	Avg	Ast	TO	Blk	Stl
1999	13/0	10/21	.476	1/6	.167	0/3	.000	21	1.6	3	0.2	5	10	0	1

William Baumgardner (Vineland, N.J./Cumberland County College)

Year	G/GS	FG/FGA	Pct	3FG/A	Pct	FT/FTA	Pct	Pts	Avg	Reb	Avg	Ast	TO	Blk	Stl
2003	24/0	9/42	.214	2/10	.200	13/18	.722	33	1.4	17	0.7	28	23	0	8

Ricky Berry (Carbondale, Ill./Carl Sandburg College)

Year	G/GS	FG/FGA	Pct	3FG/A	Pct	FT/FTA	Pct	Pts	Avg	Reb	Avg	Ast	TO	Blk	Stl
1994	4/0	0/0	.000	0/0	.000	0/0	.000	0	0.0	2	0.5	1	1	0	1

Daniel Blair (Sugarland, Texas/Grambling State University)

Year	G/GS	FG/FGA	Pct	3FG/A	Pct	FT/FTA	Pct	Pts	Avg	Reb	Avg	Ast	TO	Blk	Stl
2005	30/0	62/112	.554	0/0	.000	105/142	.739	229	7.6	158	5.3	20	36	12	7
2006	28/26	75/141	.532	0/0	.000	111/166	.669	261	9.3	182	6.5	31	58	22	16
2007	31/5	40/81	.494	0/0	.000	56/79	.709	136	4.4	82	2.6	15	33	13	7
Totals	89/31	177/334	.530	0/0	.000	272/387	.703	626	7.0	422	4.7	66	127	47	30

Danny Bovain (Bronx, N.Y./St. John's University)

Year	G/GS	FG/FGA	Pct	3FG/A	Pct	FT/FTA	Pct	Pts	Avg	Reb	Avg	Ast	TO	Blk	Stl
2003	17/1	7/28	.250	4/16	.250	7/10	.700	25	1.5	19	1.1	4	7	0	2

Devon Branch (Aberdeen, Md./University of Oregon)

Year	G/GS	FG/FGA	Pct	3FG/A	Pct	FT/FTA	Pct	Pts	Avg	Reb	Avg	Ast	TO	Blk	Stl
2014	23/23	164/325	.505	11/46	.239	137/184	.745	476	20.7	123	5.3	71	89	15	25
2015	31/31	157/303	.518	8/36	.222	113/149	.758	435	14.0	105	3.4	71	89	11	47
Totals	54/54	321/628	.511	19/82	.232	250/333	.751	911	16.9	228	4.2	142	178	26	72

Joe Bridges (Houston, Texas/Rose State College)

Year	G/GS	FG/FGA	Pct	3FG/A	Pct	FT/FTA	Pct	Pts	Avg	Reb	Avg	Ast	TO	Blk	Stl
2006	28/23	50/145	.345	15/40	.375	66/76	.868	181	6.5	70	2.5	82	75	2	15
2007	31/26	66/157	.420	13/45	.289	62/86	.721	207	6.7	70	2.3	96	63	3	22
Totals	59/49	116/302	.384	28/85	.329	128/162	.790	388	6.6	140	2.4	178	138	5	37

Creighton Brinker (Seneca, Kan./Cloud County Community College)

Year	G/GS	FG/FGA	Pct	3FG/A	Pct	FT/FTA	Pct	Pts	Avg	Reb	Avg	Ast	TO	Blk	Stl
2016	28/0	23/45	.511	4/10	.400	7/13	.538	44	2.1	52	1.9	2	8	10	4
2017	27/21	68/150	.453	39/90	.433	18/27	.667	193	7.1	129	4.8	25	35	37	21
Totals	55/21	91/195	.466	43/100	.430	25/40	.625	237	2.6	181	1.9	27	43	47	25

Cedric Brooks (Killeen, Texas/Kilgore College)

Year	G/GS	FG/FGA	Pct	3FG/A	Pct	FT/FTA	Pct	Pts	Avg	Reb	Avg	Ast	TO	Blk	Stl
2002	27/26	188/405	.464	66/205	.322	95/122	.779	537	19.9	94	3.5	90	85	13	51
2003	28/28	193/445	.434	61/203	.300	136/165	.824	583	20.8	104	3.7	108	106	17	75
Totals	55/56	381/850	.448	127/408	.311	231/287	.805	1120	20.0	198	3.5	198	191	30	126

Blake Bullard (Cleora, Okla./Vinita High School)

Year	G/GS	FG/FGA	Pct	3FG/A	Pct	FT/FTA	Pct	Pts	Avg	Reb	Avg	Ast	TO	Blk	Stl
2013	23/15	48/104	.462	9/32	.281	56/84	.667	161	7.0	63	2.7	37	46	6	18
2014	26/26	115/250	.460	31/82	.378	124/165	.752	385	14.8	118	4.5	110	82	11	22
Totals	49/41	163/354	.460	40/114	.351	180/249	.723	546	11.1	181	3.7	147	128	17	40

Zach Burch (Butler, Mo./Rockhurst University)

Year	G/GS	FG/FGA	Pct	3FG/A	Pct	FT/FTA	Pct	Pts	Avg	Reb	Avg	Ast	TO	Blk	Stl
2021	20/13	56/91	.615	0/0	.000	24/36	.667	136	6.8	52	2.6	5	20	13	5
2022	22/6	42/70	.600	0/0	.000	20/38	.526	104	4.7	49	2.2	4	15	21	4
Totals	42/19	98/161	.608	0/0	.000	44/74	.594	240	5.7	101	2.4	9	35	33	9

Yeth Burris (Parsons, Kan./Labette County High School)

Year	G/GS	FG/FGA	Pct	3FG/A
------	------	--------	-----	-------

PLAYER STATISTICS (1990-PRES)

2000	29/29	95/183	.519	3/8	.375	103/125	.824	296	10.2	185	6.4	21	52	13	19
Totals	58/57	201/410	.490	4/11	.364	201/255	.788	607	10.5	335	5.8	38	105	20	34

Quentin Coffman (Emporia, Kan./Emporia High School)

Year	G/GS	FG/FGA	Pct	3FG/A	Pct	FT/FTA	Pct	Pts	Avg	Reb	Avg	Ast	TO	Blk	Stl
1996	13/0	4/11	.364	0/2	.000	6/9	.667	14	1.1	11	0.9	3	4	0	0

Darrell Colbert (McAlester, Okla./University of Missouri/Kansas City)

Year	G/GS	FG/FGA	Pct	3FG/A	Pct	FT/FTA	Pct	Pts	Avg	Reb	Avg	Ast	TO	Blk	Stl
1993	23/23	175/289	.606	0/0	.000	52/107	.486	402	17.5	183	8.0	10	47	17	14

Deitrich Cole, Jr. (Detroit, Mich./Moberly Area Community College)

Year	G/GS	FG/FGA	Pct	3FG/A	Pct	FT/FTA	Pct	Pts	Avg	Reb	Avg	Ast	TO	Blk	Stl
2018	26/14	59/94	.628	0/1	.000	22/39	.564	140	5.4	93	3.6	15	36	21	8

Brandon Coleman (Kansas City, Mo./Highland Community College)

Year	G/GS	FG/FGA	Pct	3FG/A	Pct	FT/FTA	Pct	Pts	Avg	Reb	Avg	Ast	TO	Blk	Stl
2010	17/1	20/69	.290	11/42	.262	8/10	.800	59	3.5	26	1.5	19	10	0	7

Brian Comstock (Fort Scott, Kan./Fort Scott Community College)

Year	G/GS	FG/FGA	Pct	3FG/A	Pct	FT/FTA	Pct	Pts	Avg	Reb	Avg	Ast	TO	Blk	Stl
1994	26/26	85/208	.409	28/77	.364	56/85	.659	254	9.8	97	3.7	104	61	0	41
1996	26/26	100/247	.405	28/84	.333	72/99	.727	300	11.5	96	3.7	98	72	2	37
Totals	52/52	185/455	.407	56/161	.348	128/184	.697	554	10.7	193	3.7	202	133	2	78

Randy Cones (Sugarland, Texas/Alvin Community College)

Year	G/GS	FG/FGA	Pct	3FG/A	Pct	FT/FTA	Pct	Pts	Avg	Reb	Avg	Ast	TO	Blk	Stl
1990	27/8	64/121	.529	19/39	.487	33/46	.717	180	6.7	90	3.3	27	19	7	13

Pancho Conley (Houston, Texas/University of Maryland/Eastern State)

Year	G/GS	FG/FGA	Pct	3FG/A	Pct	FT/FTA	Pct	Pts	Avg	Reb	Avg	Ast	TO	Blk	Stl
1996	27/25	108/224	.482	9/24	.375	59/95	.621	284	10.5	154	5.7	24	60	9	43
1997	18/6	18/46	.391	1/5	.200	18/41	.439	55	3.1	49	2.7	9	31	4	19
Totals	45/31	126/270	.467	10/29	.345	77/136	.566	339	7.5	203	4.5	33	91	13	62

Denver Cook (Cape Town, South Africa/Table View High School)

Year	G/GS	FG/FGA	Pct	3FG/A	Pct	FT/FTA	Pct	Pts	Avg	Reb	Avg	Ast	TO	Blk	Stl
2000	15/0	12/33	.364	0/0	.000	9/16	.563	33	2.2	40	2.7	4	9	20	4

Michael Cook (Wilberton, Okla./Eastern Oklahoma State College)

Year	G/GS	FG/FGA	Pct	3FG/A	Pct	FT/FTA	Pct	Pts	Avg	Reb	Avg	Ast	TO	Blk	Stl
1991	26/26	45/99	.455	1/9	.111	20/33	.606	111	4.3	91	3.5	124	67	3	29
1992	29/9	50/80	.625	1/3	.333	38/54	.704	139	4.8	97	3.4	64	31	7	21
Totals	55/35	95/179	.531	2/12	.167	58/87	.667	250	4.5	188	3.4	188	98	10	50

Kevin Cooper (Chanute, Kan./Neosho County Community College)

Year	G/GS	FG/FGA	Pct	3FG/A	Pct	FT/FTA	Pct	Pts	Avg	Reb	Avg	Ast	TO	Blk	Stl
1991	24/8	41/100	.410	2/8	.250	17/24	.708	101	4.2	35	1.5	25	28	0	6
1992	27/0	23/53	.434	1/2	.500	15/20	.750	62	2.3	23	0.9	19	10	3	8
1993	26/26	92/201	.458	8/32	.250	24/31	.774	216	8.3	113	4.4	54	52	5	35
Totals	77/34	156/354	.441	11/42	.262	56/75	.747	379	4.9	171	2.2	98	90	8	49

Ethan Cordray (Coffeyville, Kan./Coffeyville Community College)

Year	G/GS	FG/FGA	Pct	3FG/A	Pct	FT/FTA	Pct	Pts	Avg	Reb	Avg	Ast	TO	Blk	Stl
2013	21/0	13/29	.448	11/24	.458	6/9	.667	43	2.0	9	0.4	8	6	0	4
2014	26/5	53/140	.379	45/119	.378	5/8	.625	156	6.0	29	1.1	18	20	0	14
Totals	47/5	66/169	.390	56/143	.391	11/17	.647	199	4.2	38	0.8	26	26	0	18

James Cureton (Washington, D.C./Bartlesville Wesleyan College)

Year	G/GS	FG/FGA	Pct	3FG/A	Pct	FT/FTA	Pct	Pts	Avg	Reb	Avg	Ast	TO	Blk	Stl
1991	26/26	119/213	.559	0/2	.000	49/63	.778	287	11.0	158	6.1	21	49	7	20
1992	29/12	68/112	.607	0/1	.000	27/40	.675	163	5.6	143	4.9	29	18	10	25
Totals	55/38	187/325	.575	0/3	.000	76/103	.739	450	8.2	301	5.5	50	67	17	45

Saddrick Daniels (Rome, Ga./Connors State College)

Year	G/GS	FG/FGA	Pct	3FG/A	Pct	FT/FTA	Pct	Pts	Avg	Reb	Avg	Ast	TO	Blk	Stl
1994	26/25	126/242	.521	0/0	.000	52/87	.598	304	11.7	155	6.0	16	41	14	25

Chris Darnell (Kansas City, Kan./Garden City Community College)

Year	G/GS	FG/FGA	Pct	3FG/A	Pct	FT/FTA	Pct	Pts	Avg	Reb	Avg	Ast	TO	Blk	Stl
1995	17/0	8/27	.296	7/22	.318	5/13	.385	28	1.7	16	0.9	13	21	1	10

Alex Davis (Garland, Texas/Lamar Community College)

Year	G/GS	FG/FGA	Pct	3FG/A	Pct	FT/FTA	Pct	Pts	Avg	Reb	Avg	Ast	TO	Blk	Stl
1998	14/0	24/47	.511	1/3	.333	11/16	.688	60	4.3	28	2.0	8	14	2	7
1999	26/2	37/108	.343	2/9	.222	19/31	.613	95	3.7	85	3.3	9	26	5	16
Totals	40/2	61/155	.394	3/12	.250	30/47	.638	155	3.9	113	2.8	17	40	7	23

Lamine Dieng (Thies, Senegal)

Year	G/GS	FG/FGA	Pct	3FG/A	Pct	FT/FTA	Pct	Pts	Avg	Reb	Avg	Ast	TO	Blk	Stl
2015	26/13	90/157	.573	0/1	.000	36/55	.655	216	8.3	97	3.9	8	37	21	7

Billy Dicks (Milwaukee, Wis./Carl Sandburg College)

Year	G/GS	FG/FGA	Pct	3FG/A	Pct	FT/FTA	Pct	Pts	Avg	Reb	Avg	Ast	TO	Blk	Stl
1992	7/1	10/24	.417	3/7	.429	6/7	.857	29	4.1	5	0.7	12	8	1	4

Terrell Eaddy (Bronx, N.Y., Monroe College)

Year	G/GS	FG/FGA	Pct	3FG/A	Pct	FT/FTA	Pct	Pts	Avg	Reb	Avg	Ast	TO	Blk	Stl
2013	23/2	15/56	.268	5/19	.263	17/22	.773	52	2.3	47	2.0	16	21	1	9
2014	25/7	39/89	.438	4/15	.267	12/19	.632	94	3.8	97	3.9	3	17	3	15
Totals	48/9	54/145	.310	9/34	.264	29/41	.707	146	3.0	144	3.0	19	38	4	24

Marc Eddington (Columbus, Kan./Coffeyville Community College)

Year	G/GS	FG/FGA	Pct	3FG/A	Pct	FT/FTA	Pct	Pts	Avg	Reb	Avg	Ast	TO	Blk	Stl
2015	26/13	90/157	.573	0/1	.000	36/55	.655	216	8.3	97	3.9	8	37	21	7

1996	28/28	204/419	.487	53/126	.421	78/98	.796	539	19.3	218	7.8	36	79	15	28
1997	32/32	196/396	.495	48/140	.343	111/145	.766	551	17.2	148	4.6	57	49	11	41
Totals	60/60	400/815	.491	101/266	.380	189/243	.778	1090	18.2	366	6.1	93	128	26	69

Christian Edmondson (Flower Mound, Texas/ Flower Mound High School)

Year	G/GS	FG/FGA	Pct	3FG/A	Pct	FT/FTA	Pct	Pts	Avg	Reb	Avg	Ast	TO	Blk	Stl
2017	27/1	47/86	.547	0/0	.000	20/35	.571	114	4.2	86	3.2	3	27	12	8
2018	15/0	11/17	.647	0/1	.000	4/8	.500	26	1.7	30	2	2	2	4	0
2019	25/8	74/114	.649	0/0	.000	23/38	.605	171	6.8	124	5.0	5	15	32	1
2020	29/20	88/136	.647	0/1	.000	37/56	.661	213	7.3	169	5.8	9	37	36	12
Total	96/29	220/353	.623	0/2	.000	84/137	.613	524	5.5	409	4.3	19	81	84	21

Ray Elliott (Tulsa, Okla./ Nathan Hale High School)

Year	G/GS	FG/FGA	Pct	3FG/A	Pct	FT/FTA	Pct	Pts	Avg	Reb	Avg	Ast	TO	Blk	Stl
2019	30/0	51/139	.367	27/83	.325	14/22	.636	143	4.8	32	1.1	9	12	0	4
2020															

PLAYER STATISTICS (1990-PRES)

Cody Gafford (Olathe, Kan./Olathe East High School)

Year	G/GS	FG/FGA	Pct	3FG/A	Pct	FT/FTA	Pct	Pts	Avg	Reb	Avg	Ast	TO	Blk	Stl
2014	3/1	4/5	.800	0/0	.000	0/0	.000	10	3.3	10	3.3	0	0	0	0

Elijah Gaines (San Pedro, Calif./ Long Beach City College)

Year	G/GS	FG/FGA	Pct	3FG/A	Pct	FT/FTA	Pct	Pts	Avg	Reb	Avg	Ast	TO	Blk	Stl
2017	27/22	91/210	.433	18/55	.327	39/56	.696	239	8.9	108	4.0	31	57	11	38

Travis Galbreath (Tulsa, Okla./Murray State College)

Year	G/GS	FG/FGA	Pct	3FG/A	Pct	FT/FTA	Pct	Pts	Avg	Reb	Avg	Ast	TO	Blk	Stl
1993	7/0	10/17	.588	0/0	.000	4/8	.500	24	3.4	20	2.9	6	9	0	2

Mark Gant (St. Louis, Mo./Washon High School)

Year	G/GS	FG/FGA	Pct	3FG/A	Pct	FT/FTA	Pct	Pts	Avg	Reb	Avg	Ast	TO	Blk	Stl
1990	21/0	20/54	.370	2/11	.182	21/32	.656	63	3.0	44	2.1	13	16	2	7

Jerrold Gaston (Murphysboro, Ill./Vincennes University)

Year	G/GS	FG/FGA	Pct	3FG/A	Pct	FT/FTA	Pct	Pts	Avg	Reb	Avg	Ast	TO	Blk	Stl
2014	2/0	5/14	.357	1/5	.200	6/8	.750	17	8.5	2	1.0	3	2	0	0

Doug Gillispie (Neosho, Mo./Neosho High School)

Year	G/GS	FG/FGA	Pct	3FG/A	Pct	FT/FTA	Pct	Pts	Avg	Reb	Avg	Ast	TO	Blk	Stl
1996	25/0	30/41	.732	0/0	.000	18/29	.621	78	3.1	62	2.5	6	13	2	9
1997	31/25	101/143	.706	0/0	.000	60/114	.526	262	8.5	137	4.4	27	29	15	21
1998	30/29	123/203	.606	0/0	.000	128/199	.643	374	12.5	217	7.2	48	54	29	25
1999	28/28	118/189	.624	0/0	.000	135/218	.619	371	13.3	236	8.4	52	50	29	33
Totals	114/82	372/576	.646	0/0	.000	341/560	.609	1085	9.5	652	5.7	133	146	75	88

Antonio Givens II (Columbus, Ohio/Kent State University)

Year	G/GS	FG/FGA	Pct	3FG/A	Pct	FT/FTA	Pct	Pts	Avg	Reb	Avg	Ast	TO	Blk	Stl
2020	30/10	89/166	.536	0/2	.000	69/106	.651	247	8.2	128	4.3	7	38	6	16
2021	20/8	57/108	.528	1/3	.333	46/78	.590	161	8.1	59	3.0	21	24	5	14
2022	23/7	39/78	.500	0/2	.000	40/72	.556	118	5.1	87	3.8	10	27	3	9
Totals	73/25	105/352	.298	1/7	.142	155/256	.605	526	7.2	274	3.7	38	89	14	39

Oscar Gonzalez (Madrid, Spain/Virgen de Mirasiro High School)

Year	G/GS	FG/FGA	Pct	3FG/A	Pct	FT/FTA	Pct	Pts	Avg	Reb	Avg	Ast	TO	Blk	Stl
1996	28/28	93/217	.439	65/156	.417	51/69	.739	302	10.8	65	2.3	104	65	2	30
1997	32/32	82/225	.364	55/168	.327	87/103	.845	306	9.6	102	3.2	149	76	1	54
1998	30/30	131/305	.430	82/206	.398	150/175	.857	494	16.5	102	3.4	158	78	3	49
1999	29/29	97/254	.382	70/195	.359	116/149	.779	380	13.1	112	3.9	181	80	1	53
Totals	119/119	403/1001	.403	272/725	.375	404/496	.815	1482	12.5	381	3.2	592	299	7	186

Michael Gordon (Shawnee, Kan./Shawnee Mission North High)

Year	G/GS	FG/FGA	Pct	3FG/A	Pct	FT/FTA	Pct	Pts	Avg	Reb	Avg	Ast	TO	Blk	Stl
2003	7/0	1/6	.167	0/0	.000	3/4	.750	5	0.7	10	1.4	3	1	0	1

Rodney Grace (Omaha, Neb./Des Moines Area Community College)

Year	G/GS	FG/FGA	Pct	3FG/A	Pct	FT/FTA	Pct	Pts	Avg	Reb	Avg	Ast	TO	Blk	Stl
2009	26/23	98/193	.508	0/0	.000	68/121	.562	264	10.2	149	5.7	13	39	12	12
2010	27/27	151/288	.524	0/1	.000	105/190	.553	407	15.1	149	5.5	33	53	9	25
Totals	53/50	249/481	.518	0/1	.000	173/311	.556	671	12.7	298	5.6	46	92	21	37

Drake Green (Oakland, Calif./Cloud County Community College)

Year	G/GS	FG/FGA	Pct	3FG/A	Pct	FT/FTA	Pct	Pts	Avg	Reb	Avg	Ast	TO	Blk	Stl
2011	26/12	55/120	.458	11/26	.423	45/64	.703	166	6.4	61	2.3	15	28	0	15
2012	31/18	67/170	.394	13/48	.271	53/74	.716	200	6.5	63	2.0	22	51	3	16
Totals	57/30	122/290	.421	24/74	.324	98/138	.710	366	6.4	124	2.2	37	79	3	31

Trevor Gregory (Lee's Summit, Mo./Lee's Summit West High School)

Year	G/GS	FG/FGA	Pct	3FG/A	Pct	FT/FTA	Pct	Pts	Avg	Reb	Avg	Ast	TO	Blk	Stl
2014	26/23	43/69	.623	0/0	.000	43/70	.614	129	5.0	107	4.1	9	22	4	9
2015	31/26	79/130	.608	0/0	.000	45/78	.577	203	6.5	127	4.1	11	24	4	7
2016	16/5	26/47	.553	0/0	.000	12/15	.800	44	4.4	40	2.5	4	9	3	3
Totals	73/54	148/246	.583	0/0	.000	100/163	.595	376	5.1	284	3.3	24	55	11	19

Arjok Guguai (Manchester, N.H./Dodge City Community College)

Year	G/GS	FG/FGA	Pct	3FG/A	Pct	FT/FTA	Pct	Pts	Avg	Reb	Avg	Ast	TO	Blk	Stl
2012	23/3	11/24	.458	0/4	.000	0/1	.000	22	1.0	21	0.9	2	5	4	0

Francis Gunn (Marlboro, Md./Garrett College)

Year	G/GS	FG/FGA	Pct	3FG/A	Pct	FT/FTA	Pct	Pts	Avg	Reb	Avg	Ast	TO	Blk	Stl
2010	17/4	11/39	.282	1/3	.333	10/17	.588	33	1.9	18	1.1	7	21	1	1

Josiah Gustafson (Omaha, Neb./Millard North High School)

Year	G/GS	FG/FGA	Pct	3FG/A	Pct	FT/FTA	Pct	Pts	Avg	Reb	Avg	Ast	TO	Blk	Stl
2014	26/16	71/173	.410	14/57	.246	54/67	.806	210	8.1	77	3.0	41	40	2	8
2015	32/32	162/349	.464	48/113	.425	124/148	.838	496	15.5	116	3.6	40	56	7	24
2016	28/28	143/287	.498	53/112	.473	92/104	.885	431	15.4	143	5.1	45	46	13	17
2017	4/3	5/16	.313	2/8	.250	1/2	.500	13	3.3	6	1.5	5	3	1	1
Totals	90/79	381/825	.462	117/290	.403	271/321	.844	1,150	12.8	342	3.8	131	145	23	50

Grant Harding (Louisburg, Kan./Hesston College)

Year	G/GS	FG/FGA	Pct	3FG/A	Pct	FT/FTA	Pct	Pts	Avg	Reb	Avg	Ast	TO	Blk	Stl
2020	22/3	19/39	.487	2/10	.200	5/11	.455	45	2.0	50	2.3	12	14	6	5

Quentin Hardrick Jr. (Minneapolis, Minn./North Iowa Area Community College)

Year	G/GS	FG/FGA	Pct	3FG/A	Pct	FT/FTA	Pct	Pts	Avg	Reb	Avg	Ast	TO	Blk	Stl
2021	22/21	85/189	.450	15/50	.300	53/82	.646	238	10.8	59	2.7	65	55	9	24
2022	17/14	43/86	.500	8/26	.308	55/74	.743	149	8.8	41	2.4	39	34	3	12
2023	28/28	127/280	.429	31/78	.397	83/112	.741	368	13.1	102	3.6	134	95	3	28
Totals	67/63	255/555	.459	54/154	.351	191/268	.713	755	11.3	202	3.0	238	184	15	64

Claude Harris (Kansas City, Mo./Hickman Mills High School)

Year	G/GS	FG/FGA	Pct	3FG/A	Pct	FT/FTA	Pct	Pts	Avg	Reb	Avg	Ast	TO	Blk	Stl
1994	12/0	3/11	.273	0/0	.000	2/4	.500	8	0.7	2	0.2	2	7	1	3
1995	7/0	0/5	.000	0/0	.000	2/2	1.000	2	0.3	0	0.0	0	2	0	2
Totals	19/0	3/16	.188	0/0	.000	4/6	.667	10	0.5	2	0.1	2	9	1	5

Mike Harris (Dallas, Texas/Ranger College)

Year	G/GS	FG/FGA	Pct	3FG/A	Pct	FT/FTA	Pct	Pts	Avg	Reb	Avg	Ast	TO	Blk	Stl
1995	26/25	83/168	.494	0/0	.000	57/83	.687	223	8.6	184	7.1	23	40	29	13

Miles Harrison (Chicago, Ill./ Kennedy-King College)

Year	G/GS	FG/FGA	P
------	------	--------	---

PLAYER STATISTICS (1990-PRES)

2011	10/4	31/63	.492	6/20	.300	22/35	.629	90	9.0	33	3.3	7	20	1	10
2012	30/17	70/190	.368	28/89	.315	57/85	.671	225	7.5	73	2.4	37	45	3	18
2013	25/21	77/173	.445	13/44	.295	67/99	.677	234	9.4	104	4.2	43	51	1	15
Totals	65/42	178/426	.418	47/153	.307	146/219	.667	549	8.4	210	3.2	87	116	5	43

Jeff Ivory (Independence, Mo./Otero Community College)

Year	G/GS	FG/FGA	Pct	3FG/A	Pct	FT/FTA	Pct	Pts	Avg	Reb	Avg	Ast	TO	Blk	Stl
2008	23/4	32/62	.516	0/6	.000	1/1	1.00	65	2.8	43	1.9	11	12	4	4
2009	24/4	29/51	.569	0/5	.000	18/22	.818	76	3.2	55	2.3	5	12	3	7
Totals	47/8	61/113	.540	0/11	.000	19/23	.826	141	3.0	98	2.1	16	24	7	11

Aaron Jackson (Dallas, Texas/Coffeyville Community College)

Year	G/GS	FG/FGA	Pct	3FG/A	Pct	FT/FTA	Pct	Pts	Avg	Reb	Avg	Ast	TO	Blk	Stl
2008	26/0	23/60	.383	5/25	.200	8/12	.667	59	2.3	41	1.6	57	44	6	1

Eddie Jackson (Cleburne, Texas/Paris Junior College)

Year	G/GS	FG/FGA	Pct	3FG/A	Pct	FT/FTA	Pct	Pts	Avg	Reb	Avg	Ast	TO	Blk	Stl
2004	29/28	179/431	.415	84/230	.365	132/187	.706	574	19.8	101	3.5	54	61	5	37
2005	29/19	195/456	.428	115/274	.420	106/145	.731	611	21.1	89	3.1	54	36	2	25
2006	28/26	174/478	.364	74/263	.281	115/165	.697	537	19.2	90	3.2	51	67	0	33
Totals	86/73	548/1365	.402	273/767	.355	353/497	.711	1722	20.0	280	3.3	159	164	7	95

Mar'Qywell Jackson (Detroit, Mich./Moberly Area Community College)

Year	G/GS	FG/FGA	Pct	3FG/A	Pct	FT/FTA	Pct	Pts	Avg	Reb	Avg	Ast	TO	Blk	Stl
2018	12/0	23/75	.307	10/42	.238	12/20	.600	68	5.7	39	3.3	14	16	4	12

Norvett Jacques (Wichita, Kan./Rider College)

Year	G/GS	FG/FGA	Pct	3FG/A	Pct	FT/FTA	Pct	Pts	Avg	Reb	Avg	Ast	TO	Blk	Stl
1991	13/6	36/80	.450	9/19	.474	10/14	.714	91	7.0	31	2.4	26	30	1	9
1992	28/21	88/171	.515	15/44	.341	36/48	.750	227	8.1	73	2.6	61	58	3	13
Totals	41/27	124/251	.494	14/63	.222	46/62	.742	318	7.8	104	2.5	87	88	4	22

Iziah James (Virginia Beach, Va./Southern Illinois University Edwardsville)

Year	G/GS	FG/FGA	Pct	3FG/A	Pct	FT/FTA	Pct	Pts	Avg	Reb	Avg	Ast	TO	Blk	Stl
2022	19/17	75/170	.441	31/71	.437	16/21	.762	197	10.4	42	2.2	42	38	1	14

Mark Johnson (Omaha, Neb./Kilgore College)

Year	G/GS	FG/FGA	Pct	3FG/A	Pct	FT/FTA	Pct	Pts	Avg	Reb	Avg	Ast	TO	Blk	Stl
1992	29/28	130/307	.424	71/167	.425	57/70	.814	388	13.4	92	3.2	141	65	1	41
1993	25/23	146/327	.447	82/191	.429	58/73	.795	432	17.3	83	3.3	124	50	0	18
Totals	54/51	276/634	.435	153/358	.427	115/143	.804	820	15.2	175	3.2	265	115	1	59

Dakota Jones (Warrensburg, Mo./Warrensburg High School)

Year	G/GS	FG/FGA	Pct	3FG/A	Pct	FT/FTA	Pct	Pts	Avg	Reb	Avg	Ast	TO	Blk	Stl
2015	32/3	81/185	.438	29/69	.420	51/69	.739	242	7.6	53	1.7	39	50	1	12
2016	29/29	114/246	.463	44/100	.440	67/78	.859	339	11.7	73	2.5	58	49	0	14
2017	8/8	25/70	.357	12/32	.375	13/19	.684	75	9.4	15	9.4	13	17	1	8
2018	30/18	57/115	.496	33/69	.478	22/27	.815	169	5.6	38	1.3	38	13	0	7
Totals	99/57	277/616	.439	118/270	.428	153/193	.774	825	8.6	179	2.7	148	129	2	41

Jason Jones (Nixa, Mo./Nixa High School)

Year	G/GS	FG/FGA	Pct	3FG/A	Pct	FT/FTA	Pct	Pts	Avg	Reb	Avg	Ast	TO	Blk	Stl
2023	4/0	1/2	.500	0/0	.000	2/2	1.000	4	1.0	3	0.8	1	2	1	0

Logan Jones (Madison, Ind./Northern Idaho College)

Year	G/GS	FG/FGA	Pct	3FG/A	Pct	FT/FTA	Pct	Pts	Avg	Reb	Avg	Ast	TO	Blk	Stl
2011	26/14	60/135	.444	12/38	.316	39/66	.591	171	6.6	39	1.5	76	66	12	29

Michael Jones (Evanston, Wyo./Utah State University)

Year	G/GS	FG/FGA	Pct	3FG/A	Pct	FT/FTA	Pct	Pts	Avg	Reb	Avg	Ast	TO	Blk	Stl
1999	28/28	103/225	.458	49/110	.445	39/53	.736	294	10.5	126	4.5	45	41	2	17
2000	29/29	86/214	.402	49/121	.405	76/84	.905	297	10.2	112	3.9	46	49	13	22
Totals	57/57	189/439	.431	98/231	.424	115/137	.839	591	10.4	238	4.2	91	90	15	39

Jalen Justice (New Hope, Minn./Robbinsdale Cooper High School)

Year	G/GS	FG/FGA	Pct	3FG/A	Pct	FT/FTA	Pct	Pts	Avg	Reb	Avg	Ast	TO	Blk	Stl
2020	6/0	1/6	.167	1/3	.333	0/1	.000	3	0.5	2	0.3	2	1	0	0

Anthony Kelly (Gary, Ind./Fort Scott Community College)

Year	G/GS	FG/FGA	Pct	3FG/A	Pct	FT/FTA	Pct	Pts	Avg	Reb	Avg	Ast	TO	Blk	Stl
1991	23/4	81/169	.479	14/35	.400	55/67	.821	231	10.0	70	3.0	12	26	2	12
1992	29/26	129/290	.445	39/93	.419	64/95	.674	361	12.5	100	3.5	15	33	5	17
Totals	52/30	210/459	.458	53/128	.414	119/162	.735	592	11.4	170	3.3	27	59	7	29

Connor Kjer (La Habra, Calif./St. Edwards University)

Year	G/GS	FG/FGA	Pct	3FG/A	Pct	FT/FTA	Pct	Pts	Avg	Reb	Avg	Ast	TO	Blk	Stl
2014	25/11	62/137	.453	35/89	.393	17/20	.850	176	7.0	102	4.1	20	16	3	12
2015	32/14	55/125	.440	41/110	.373	17/24	.708	172	5.4	110	3.4	41	36	5	30
Totals	57/25	117/262	.447	76/199	.382	34/44	.773	348	6.1	212	3.7	61	52	8	42

Leonas Kotvainis (Palanga, Lithuania/University of Montevallo)

Year	G/GS	FG/FGA	Pct	3FG/A	Pct	FT/FTA	Pct	Pts	Avg	Reb	Avg	Ast	TO	Blk	Stl
2004	20/0	12/22	.545	0/0	.000	12/17	.706	36	1.8	29	1.5	5	16	2	4

Vladimir Kulic (Belgrade, Yugoslavia/Eleventh High School)

Year	G/GS	FG/FGA	Pct	3FG/A	Pct	FT/FTA	Pct	Pts	Avg	Reb	Avg	Ast	TO	Blk	Stl
2001	11/0	3/7	.429	1/4	.250	1/2	.500	8	0.7	2	0.2	0	3	0	0

Nathan Lang (Muskogee, Okla./Frank Phillips College)

Year	G/GS	FG/FGA	Pct	3FG/A	Pct	FT/FTA	Pct	Pts	Avg	Reb	Avg	Ast	TO	Blk	Stl
2007	31/1	28/70	.400	1/3	.333	29/43	.674	86	2.8	96	3.1	7	24	4	4
2008	23/20	67/147	.475	3/8	.375	34/64	.531	171	7.4	114	5.0	13	29	21	18
Totals	54/21	95/217	.438	4/11	.364	63/107	.589	257	4.7	210	3.9	20	53	25	22

R.J. Lawrence (Blue Springs, Mo./Blue Springs High School)

Year	G/GS	FG/FGA	Pct	3FG/A	Pct	FT/FTA	Pct	Pts	Avg	Reb	Avg	Ast	TO	Blk	Stl
2019	17/0	21/45	.467	10/24	.417	7/15	.467	59	3.5	12	0.7	15	4	0	10
2020	7/5	20/58	.345	11/37	.297	14/19	.737	65	9.3	14	2.0	21	10	1	6
2021	20/0	31/82	.378	13/41	.317	20/25	.800	95	4.8	23	1.2	17	17	2	11
2022	16/7	33/84	.393	14/35	.400	26/33	.788	106	6.6	29	1.8	32	10	0	6
Totals	60/12	105/269	.390	48/137	.350	67/92	.728	325	5.4	78	1.3	85	41	3	33

Michael Lemons (Michigan City, Ind./Tennessee State University)

Year	G/GS	FG/FGA	Pct	3FG/A	Pct	FT/FTA	Pct	Pts	Avg	Reb	Avg	Ast	TO	Blk	Stl
1993	8/8	38/92	.413	4/25	.160	46/64	.719	126	15.8	40	5.0	35	35	6	30

Demetrius Levarity (New Orleans, La./Sam Houston State University)

Year	G/GS	FG/FGA	Pct	3FG/A	Pct	FT/FTA	Pct	Pts	Avg	Reb	Avg	Ast	TO	Blk	Stl
2018	27/13	105/209	.502	37/90	.411	42/65	.646	289	10.7	151	5.6	27	18	15	20
2019	30/30	109/253	.431	36/118	.305	49/74	.662	303	10.1	142	4.7	29	34	17	44
Totals	57/43	214/462	.463	73/208	.351	91/139	.655	592	10.4	293	5.1	66	52	32	64

Eric Lolar (Arkansas City, Kan./Arkansas City High School)

Year	G/GS	FG/FGA	Pct	3FG/A	Pct	FT/FTA	Pct	Pts	Avg	Reb	Avg	Ast	TO	Blk	Stl
1993	15/0	13/29	.448	0/2	.000	10/14	.714	36	2.4	17	1.1	4	6	3	4

Grant Lozoya (Agoura Hills, Calif./Stetson University)

Year	G/GS	FG/FGA	Pct	3FG/A	Pct	FT/FTA	Pct	Pts	Avg	Reb	Avg	Ast	TO	Blk	Stl
2018	29/29	129/269	.480	44/114	.386	76/99	.768	378	13.0	91	3.1	78	71	9	32
2019	30/30	225/475	.474	62/170	.365	160/182	.879	672	22.4	190	6.3	108	76	8	28
Totals	59/58	354/744	.476												

PLAYER STATISTICS (1990-PRES.)

Year	G/GS	FG/FGA	Pct	3FG/A	Pct	FT/FTA	Pct	Pts	Avg	Reb	Avg	Ast	TO	Blk	Stl
2010	27/5	70/146	.479	0/0	.000	48/78	.615	188	7.0	166	6.1	17	21	5	23
2011	26/11	86/172	.500	0/2	.000	56/94	.596	228	8.8	181	7.0	18	41	4	26
2012	31/26	153/311	.492	1/2	.500	96/151	.636	403	13.0	207	6.7	20	63	6	48
2013	24/17	113/226	.500	1/2	.500	67/99	.677	294	12.3	162	6.8	25	47	4	23
Totals	108/59	422/855	.494	2/6	.333	267/422	.633	1113	10.3	716	6.6	80	172	19	120

David McKinnie (Chicago, Ill./Casper College)

Year	G/GS	FG/FGA	Pct	3FG/A	Pct	FT/FTA	Pct	Pts	Avg	Reb	Avg	Ast	TO	Blk	Stl
2009	26/4	27/108	.250	11/52	.212	38/42	.905	103	4.0	41	1.6	44	38	0	14

Pat McNally (Pittsburg, Kan./St. Mary's/Colgan High School)

Year	G/GS	FG/FGA	Pct	3FG/A	Pct	FT/FTA	Pct	Pts	Avg	Reb	Avg	Ast	TO	Blk	Stl
1998	10/0	11/20	.550	0/0	.000	10/23	.435	32	3.2	34	3.4	3	14	1	3

Edwin Minniefield (Tulsa, Okla./Central High School)

Year	G/GS	FG/FGA	Pct	3FG/A	Pct	FT/FTA	Pct	Pts	Avg	Reb	Avg	Ast	TO	Blk	Stl
1991	21/0	12/31	.387	0/0	.000	14/24	.583	38	1.8	33	1.6	3	11	1	2
1992	4/0	1/5	.200	0/0	.000	1/2	.500	3	0.8	2	0.5	0	1	0	0
1993	26/24	82/161	.509	1/7	.143	34/46	.739	199	7.7	132	5.1	20	35	11	21
Totals	51/24	95/197	.482	1/7	.143	49/72	.681	240	4.7	167	3.3	23	47	12	23

Sylvain Montreuil (Saint Martin D'Herès, France/Udall High School)

Year	G/GS	FG/FGA	Pct	3FG/A	Pct	FT/FTA	Pct	Pts	Avg	Reb	Avg	Ast	TO	Blk	Stl
2000	16/0	5/17	.294	1/7	.143	5/9	.556	16	1.0	10	0.6	10	13	0	2

Ike Moore (Fort Smith, Ark./Arkansas State University)

Year	G/GS	FG/FGA	Pct	3FG/A	Pct	FT/FTA	Pct	Pts	Avg	Reb	Avg	Ast	TO	Blk	Stl
2021	21/0	42/82	.512	17/37	.459	12/20	.600	113	5.4	53	2.5	29	16	4	11
2022	21/0	27/57	.474	4/25	.160	8/14	.571	66	3.1	27	1.3	9	12	0	6
Totals	42/0	69/139	.496	21/62	.339	20/34	.588	179	4.3	80	1.9	38	28	4	17

Ed Morris (Wichita, Kan./Garden City Community College)

Year	G/GS	FG/FGA	Pct	3FG/A	Pct	FT/FTA	Pct	Pts	Avg	Reb	Avg	Ast	TO	Blk	Stl
2006	28/21	116/215	.540	0/1	.000	80/129	.620	312	11.1	238	8.5	21	62	57	24
2007	31/30	162/283	.572	0/2	.000	113/181	.624	437	14.1	258	8.3	29	83	32	30
Totals	59/51	278/498	.558	0/3	.000	193/310	.663	749	12.7	496	8.4	50	145	89	54

Abdul Muhammad (Chicago, Ill./Southwest Missouri State University)

Year	G/GS	FG/FGA	Pct	3FG/A	Pct	FT/FTA	Pct	Pts	Avg	Reb	Avg	Ast	TO	Blk	Stl
1992	25/17	122/257	.475	1/7	.143	60/92	.652	305	12.2	118	4.7	22	56	7	34

Billy Murry (Great Bend, Kan./Barton County Community College)

Year	G/GS	FG/FGA	Pct	3FG/A	Pct	FT/FTA	Pct	Pts	Avg	Reb	Avg	Ast	TO	Blk	Stl
1990	12/0	22/66	.333	3/11	.273	29/40	.725	76	6.3	23	1.9	36	31	2	12

Jonathan Murry (Macon, Mo./Kansas City Kansas Community College)

Year	G/GS	FG/FGA	Pct	3FG/A	Pct	FT/FTA	Pct	Pts	Avg	Reb	Avg	Ast	TO	Blk	Stl
2018	10/0	9/22	.409	0/0	.000	4/6	.667	22	2.2	26	2.6	2	5	3	2
2019	14/0	4/10	.400	0/0	.000	4/9	.444	12	0.9	29	2.1	2	6	5	4
Totals	24/0	13/32	.406	0/0	.000	8/15	.533	34	1.4	55	2.3	4	11	8	6

Jerry Nash (Las Vegas, Nev./Lamar Community College)

Year	G/GS	FG/FGA	Pct	3FG/A	Pct	FT/FTA	Pct	Pts	Avg	Reb	Avg	Ast	TO	Blk	Stl
2008	6/0	1/2	.500	0/0	.000	1/4	.250	3	0.5	2	0.3	0	0	1	0

Andre Newton (Coffeyville, Kan./Coffeyville Community College)

Year	G/GS	FG/FGA	Pct	3FG/A	Pct	FT/FTA	Pct	Pts	Avg	Reb	Avg	Ast	TO	Blk	Stl
1995	6/0	2/6	.333	0/1	.000	0/0	.000	4	0.7	0	0.0	0	2	0	2

Gerald Norey (Chicago, Ill./Kankakee Community College)

Year	G/GS	FG/FGA	Pct	3FG/A	Pct	FT/FTA	Pct	Pts	Avg	Reb	Avg	Ast	TO	Blk	Stl
1997	10/8	28/56	.500	0/0	.000	10/18	.556	66	6.6	62	6.2	4	18	10	12

Marky Nolen (Wichita, Kan./Seward Community College)

Year	G/GS	FG/FGA	Pct	3FG/A	Pct	FT/FTA	Pct	Pts	Avg	Reb	Avg	Ast	TO	Blk	Stl
2012	30/14	82/195	.421	21/52	.404	62/85	.729	247	8.2	121	4.0	44	46	0	45
2013	26/15	86/195	.441	16/43	.372	73/111	.658	261	10.0	142	5.5	53	69	7	55
Totals	56/29	168/390	.431	37/95	.389	135/196	.689	508	9.1	263	4.7	97	115	7	100

Ryan Odaffer (Parsons, Kan./Labette County High School)

Year	G/GS	FG/FGA	Pct	3FG/A	Pct	FT/FTA	Pct	Pts	Avg	Reb	Avg	Ast	TO	Blk	Stl
2001	29/27	76/169	.450	48/108	.444	36/42	.857	236	8.1	54	1.9	80	65	0	17
2002	21/4	47/115	.409	27/66	.409	20/21	.952	141	6.7	26	1.2	39	38	1	18
2004	29/2	53/123	.431	28/75	.373	34/44	.773	168	5.8	35	1.2	30	31	0	20
2005	7/0	2/4	.500	2/3	.667	2/2	1.000	8	1.1	1	0.1	1	6	0	2
Totals	86/33	178/411	.433	105/252	.417	92/109	.844	553	6.4	116	1.3	150	140	1	57

Eric Osborne (Jacksonville, Fla./Daytona Beach Community College)

Year	G/GS	FG/FGA	Pct	3FG/A	Pct	FT/FTA	Pct	Pts	Avg	Reb	Avg	Ast	TO	Blk	Stl
1997	30/0	58/115	.504	2/12	.167	32/43	.744	150	5.0	81	2.7	20	34	13	19
1998	30/4	80/145	.552	5/16	.313	55/77	.714	220	7.3	130	4.3	35	43	16	26
Totals	60/4	138/260	.531	7/28	.250	87/120	.725	370	6.2	211	3.5	55	77	29	45

Robbie Ostermann (Manhattan, Kan./Manhattan High School)

Year	G/GS	FG/FGA	Pct	3FG/A	Pct	FT/FTA	Pct	Pts	Avg	Reb	Avg	Ast	TO	Blk	Stl
2018	6/0	9/17	.529	6/13	.462	0/0	.000	24	4.0	6	1.0	3	2	0	1

Quincy Owens (Milwaukee, Wis./Hill College)

Year	G/GS	FG/FGA	Pct	3FG/A	Pct	FT/FTA	Pct	Pts	Avg	Reb	Avg	Ast	TO	Blk	Stl
2010	8/1	21/42	.500	0/0	.000	13/19	.684	55	6.9	38	4.8	4	18	7	1

Chris Owens (Springdale, Ark. / Springdale High School)

Year	G/GS	FG/FGA	Pct	3FG/A	Pct	FT/FTA	Pct	Pts	Avg	Reb	Avg	Ast	TO	Blk	Stl
2016	21/2	49/118	.415	20/55	.365	21/33	.636	139	5.1	65	2.4	20	17	3	9

Josh Page (Springfield, Mo./Kickapoo High School)

Year	G/GS	FG/FGA	Pct	3FG/A	Pct	FT/FTA	Pct	Pts	Avg	Reb	Avg	Ast	TO	Blk	Stl
1995	5/0	1/4	.250	1/2	.500	1/2	.500	4	0.8	0	0.0	1	2	0	0

R.J. Pair (The Colony, Texas/The Colony High School)

Year	G/GS	FG/FGA	Pct	3FG/A	Pct	FT/FTA	Pct	Pts	Avg	Reb	Avg	Ast	TO	Blk	Stl
2017	27/26	86/225	.382	36/103	.350	20/27	.741	228	8.4	50	1.9	55	68	1	22

Brandon Pate (Las Cruces N.M./Northland Pioneer Community College)

Year	G/GS	FG/FGA	Pct	3FG/A	Pct	FT/FTA	Pct	Pts	Avg	Reb	Avg	Ast	TO	Blk	Stl
2000	29/29	200/466	.429	41/122	.336	79/96	.823	520	17.9	98	3.4	138	103	4	55
2001	30/30	165/360	.458	65/169	.385	81/97	.835	476	15.9	97	3.2	149	98	6	62
Totals	59/59	365/826	.442	106/291	.364	160/193	.829	996	16.9	195	3.3	287	201	10	117

Marvis Peebles (St. Louis, McCluer High School)

Year	G/GS	FG/FGA	Pct	3FG/A	Pct	FT/FTA	Pct	Pts	Avg	Reb	Avg	Ast	TO	Blk	Stl
2005	12/0	12/29	.414	1/8	.125	10/16	.625	35	2.9	16	1.3	17	8	4	1

Jordan Phelps (Broken Arrow, Okla./ Our Lady of the Lakes University)

Year	G/GS	FG/FGA	Pct	3FG/A	Pct	FT/FTA	Pct
------	------	--------	-----	-------	-----	--------	-----

PLAYER STATISTICS (1990-PRES)

Year	G/GS	FG/FGA	Pct	3FG/A	Pct	FT/FTA	Pct	Pts	Avg	Reb	Avg	Ast	TO	Blk	Stl
2011	26/25	102/208	.490	29/61	.475	85/108	.787	318	12.2	75	2.9	69	54	3	34
2012	31/30	124/264	.470	43/107	.402	102/138	.739	393	12.7	82	2.6	82	70	6	40
Totals	57/55	226/472	.479	72/168	.429	187/246	.760	711	12.5	157	2.8	151	124	9	74

Magic Reliford (Parsons, Kan./ Neosho Community College)

Year	G/GS	FG/FGA	Pct	3FG/A	Pct	FT/FTA	Pct	Pts	Avg	Reb	Avg	Ast	TO	Blk	Stl
2022	25/3	37/105	.352	24/67	.358	8/12	.667	106	4.2	27	1.1	15	4	4	10
2023	17/0	35/105	.333	18/53	.340	14/20	.700	102	6.0	35	2.1	28	11	1	11
Total	42/3	72/210	.343	42/120	.350	22/32	.688	208	4.9	62	1.5	43	25	5	21

Jamey Richardson (Moultrie, Ga./Missouri State University/West Plains)

Year	G/GS	FG/FGA	Pct	3FG/A	Pct	FT/FTA	Pct	Pts	Avg	Reb	Avg	Ast	TO	Blk	Stl
2003	28/24	159/298	.534	8/36	.222	79/111	.712	405	14.5	290	10.4	57	66	66	333
2004	28/28	153/280	.546	9/26	.346	106/150	.707	421	15.0	268	9.6	36	78	77	36
Totals	56/52	312/578	.539	17/62	.274	185/261	.708	826	14.7	558	9.9	93	144	143	369

Jeremy Richardson (Buffalo, N.Y./Brown Mackie College)

Year	G/GS	FG/FGA	Pct	3FG/A	Pct	FT/FTA	Pct	Pts	Avg	Reb	Avg	Ast	TO	Blk	Stl
2006	9/6	13/42	.310	2/5	.400	10/26	.385	38	4.2	34	3.8	7	23	3	12

T.J. Roberts (Kansas City, Kan./Schlagle High School)

Year	G/GS	FG/FGA	Pct	3FG/A	Pct	FT/FTA	Pct	Pts	Avg	Reb	Avg	Ast	TO	Blk	Stl
1995	26/6	52/115	.452	0/1	.000	16/21	.762	120	4.6	66	2.5	56	47	4	20
1996	27/27	116/196	.392	1/6	.167	46/85	.541	279	10.3	105	3.9	110	98	12	45
1997	32/25	101/267	.378	3/7	.439	34/51	.667	239	7.5	88	2.8	123	99	14	30
1998	30/30	109/265	.411	0/3	.000	36/54	.667	254	8.5	130	4.3	115	84	12	40
Totals	115/88	378/843	.448	4/17	.235	132/211	.626	892	7.8	389	3.4	404	328	42	135

James Robinson (Kansas City, Mo./Oak Park High School)

Year	G/GS	FG/FGA	Pct	3FG/A	Pct	FT/FTA	Pct	Pts	Avg	Reb	Avg	Ast	TO	Blk	Stl
2010	21/2	12/39	.308	3/15	.200	12/17	.706	39	1.9	24	1.1	25	18	0	10

Chris Roe (Iola, Kan./Independence Community College)

Year	G/GS	FG/FGA	Pct	3FG/A	Pct	FT/FTA	Pct	Pts	Avg	Reb	Avg	Ast	TO	Blk	Stl
2007	23/8	18/44	.409	12/33	.364	1/3	.333	49	2.1	15	0.7	17	8	1	3
2008	26/6	32/74	.432	22/56	.393	2/2	1.00	88	3.4	15	0.6	16	17	0	10
Totals	49/14	50/118	.424	34/89	.382	3/5	.600	137	2.8	30	0.6	33	25	1	23

Drew Roelfs (Pittsburg, Kan./Pittsburg High School)

Year	G/GS	FG/FGA	Pct	3FG/A	Pct	FT/FTA	Pct	Pts	Avg	Reb	Avg	Ast	TO	Blk	Stl
2020	15/3	10/26	.385	8/22	.364	6/9	.667	34	2.3	6	0.4	4	4	0	2

Henry Rogers (Hutchinson, Kan./Hutchinson Community College)

Year	G/GS	FG/FGA	Pct	3FG/A	Pct	FT/FTA	Pct	Pts	Avg	Reb	Avg	Ast	TO	Blk	Stl
2009	25/2	23/54	.426	0/3	.000	20/32	.625	66	2.6	62	2.5	12	24	2	12
2010	26/12	38/83	.458	2/4	.500	21/33	.636	99	3.8	75	2.9	13	32	9	17
Totals	51/14	61/137	.445	2/7	.286	41/65	.631	165	3.2	137	2.7	25	56	11	29

Max Ruark (Coffeyville, Kan./Field Kindley High School)

Year	G/GS	FG/FGA	Pct	3FG/A	Pct	FT/FTA	Pct	Pts	Avg	Reb	Avg	Ast	TO	Blk	Stl
1999	23/0	14/27	.519	0/2	.000	9/20	.450	37	1.6	37	1.6	7	4	3	8
2000	29/19	77/137	.562	0/0	.000	48/81	.593	202	7.0	169	5.8	41	46	9	36
2001	30/30	104/190	.547	0/1	.000	50/106	.472	258	8.6	190	6.3	50	59	1	43
2002	27/27	89/149	.597	0/1	.000	52/105	.495	230	8.5	217	8.0	53	54	7	31
Totals	109/76	284/503	.565	0/4	.000	159/312	.510	727	6.7	613	5.6	151	153	20	118

Alex Salazar (Colon, Panama/Weatherford College)

Year	G/GS	FG/FGA	Pct	3FG/A	Pct	FT/FTA	Pct	Pts	Avg	Reb	Avg	Ast	TO	Blk	Stl
1997	32/25	99/185	.535	0/1	.000	40/79	.506	238	7.4	205	6.4	17	37	14	45
1998	21/6	64/105	.610	0/0	.000	18/37	.486	146	7.0	104	5.0	9	18	6	30
Totals	53/31	163/290	.562	0/1	.000	58/116	.500	384	7.2	309	5.8	26	55	20	75

Vince Samuels (Houston, Texas/Clarendon College)

Year	G/GS	FG/FGA	Pct	3FG/A	Pct	FT/FTA	Pct	Pts	Avg	Reb	Avg	Ast	TO	Blk	Stl
1990	25/22	51/97	.526	0/1	.000	43/65	.662	145	5.8	137	5.5	7	30	16	7

James Sanders (Memphis, Tenn./Memphis East High School)

Year	G/GS	FG/FGA	Pct	3FG/A	Pct	FT/FTA	Pct	Pts	Avg	Reb	Avg	Ast	TO	Blk	Stl
1993	26/5	48/145	.331	13/43	.302	29/37	.784	138	5.3	28	1.1	35	33	1	9
1994	26/1	63/158	.399	34/95	.358	15/20	.750	175	6.7	34	1.3	40	39	1	6
1995	25/2	95/216	.440	44/117	.376	54/66	.818	288	11.5	25	1.0	32	32	1	17
Totals	77/8	206/519	.397	91/255	.357	98/123	.797	601	7.8	87	1.1	107	104	3	32

Jeremy Shaw (St. Louis, Mo./University of Detroit Mercy)

Year	G/GS	FG/FGA	Pct	3FG/A	Pct	FT/FTA	Pct	Pts	Avg	Reb	Avg	Ast	TO	Blk	Stl
2023	28/11	61/119	.513	14/38	.368	49/67	.731	185	6.6	70	2.5	28	47	4	14

Corey Shelby (Joliet, Ill./Kansas City Kansas Community College)

Year	G/GS	FG/FGA	Pct	3FG/A	Pct	FT/FTA	Pct	Pts	Avg	Reb	Avg	Ast	TO	Blk	Stl
1997	32/6	138/312	.442	56/147	.381	73/100	.730	405	12.7	58	1.8	64	59	3	34
1998	29/29	133/315	.422	58/142	.408	73/97	.753	397	13.7	68	2.3	70	61	6	39
Totals	61/35	271/627	.432	114/289	.394	146/197	.741	802	13.1	126	2.1	134	120	9	73

Zac Shepherd (Carthage, Mo./Carthage High School)

Year	G/GS	FG/FGA	Pct	3FG/A	Pct	FT/FTA	Pct	Pts	Avg	Reb	Avg	Ast	TO	Blk	Stl
2003	24/1	13/38	.342	7/22	.318	11/16	.688	44	1.8	15	0.6	6	17	1	3
2004	28/1	61/131	.466	6/24	.250	59/30	.633	147	5.3	70	2.5	14	32	7	18
2005	30/0	46/93	.495	3/18	.167	57/73	.781	152	5.1	73	2.4	20	39	3	5
2006	17/16	47/108	.435	4/18	.222	46/56	.821	144	8.5	81	4.8	20	35	5	16
Totals	99/18	167/370	.435	20/82	.239	133/175	.731	487	5.2	239	2.6	60	123	16	42

Matt Sherrel (Carthage, Mo./Carthage High School)

Year	G/GS	FG/FGA	Pct	3FG/A	Pct	FT/FTA	Pct	Pts	Avg	Reb	Avg	Ast	TO	Blk	Stl
1990	26/23	87/188	.463	53/112	.473	25/31	.807	252	9.7	71	2.7	40	35	0	12
1991	26/1	53/110	.482	37/76	.487	10/14	.714	153	5.9	37	1.4	26	9	0	4
1992	29/2	64/128	.500	48/100	.480	11/13	.846	187	6.5	49	1.7	16	15	0	3
Totals	81/26	204/426	.479	138/288	.479	46/58	.793	592	7.3	157	1.9	82	59	0	19

PLAYER STATISTICS (1990-PRES.)

Totals 105/60 378/951 .397153/409 .374 195/270 .722 1104 10.5 336 3.2 192 189 49 76

Jason Taylor (Decatur, Ga./Georgia Perimeter College)

Year	G/GS	FG/FGA	Pct	3FG/A	Pct	FT/FTA	Pct	Pts	Avg	Reb	Avg	Ast	TO	Blk	Stl
2004	29/28	139/335	.415	39/126	.310	78/117	.667	395	13.6	143	4.9	117	108	4	51
2005	29/28	114/302	.377	32/105	.305	133/173	.769	393	13.6	171	5.9	85	97	3	34
Totals	58/56	253/637	.397	71/231	.307	211/290	.728	788	15.6	314	5.4	202	205	7	85

Wes Thornton (Lenexa, Kan./Shawnee Mission West High School)

Year	G/GS	FG/FGA	Pct	3FG/A	Pct	FT/FTA	Pct	Pts	Avg	Reb	Avg	Ast	TO	Blk	Stl
2002	27/0	30/56	.536	1/11.000	40/55	.727	101	3.7	78	2.9	21	16	2	15	
2003	8/3	15/24	.625	1/6	.167	12/20	.600	43	5.4	31	3.9	9	8	1	4
2004	29/29	83/189	.439	18/54	.333	73/97	.753	257	8.9	199	6.9	46	30	9	18
2005	30/29	71/130	.546	15/41	.366	83/110	.755	240	8.0	156	5.2	55	38	10	27
Totals	94/61	199/399	.499	35/101	.347	208/282	.738	641	6.8	464	4.9	131	92	22	64

Brandon Twito (Sanger, Texas/Collin County Community College)

Year	G/GS	FG/FGA	Pct	3FG/A	Pct	FT/FTA	Pct	Pts	Avg	Reb	Avg	Ast	TO	Blk	Stl
2003	28/13	107/217	.493	0/0	.000	54/108	.500	268	9.6	150	5.4	22	66	15	9

Javier Velazquez (Madrid, Spain/Ramiro de Maeztu High School)

Year	G/GS	FG/FGA	Pct	3FG/A	Pct	FT/FTA	Pct	Pts	Avg	Reb	Avg	Ast	TO	Blk	Stl
1997	32/0	67/124	.540	0/0	.000	51/74	.689	185	5.8	136	4.3	14	50	8	18
1998	22/21	105/172	.610	3/14	.214	63/90	.700	276	12.5	141	6.4	27	48	14	17
Totals	54/21	172/296	.581	3/14	.214	114/164	.695	461	8.5	277	5.1	41	98	22	35

Demetrius Virginia (St. Louis, Mo./Allen County Community College)

Year	G/GS	FG/FGA	Pct	3FG/A	Pct	FT/FTA	Pct	Pts	Avg	Reb	Avg	Ast	TO	Blk	Stl
2011	19/0	7/19	.368	1/6	.167	4/41.000	19	1.0	4	0.2	3	3	0	4	
2012	12/0	2/10	.200	1/4	.250	5/8	.625	10	0.8	6	0.5	3	4	0	4
Totals	31/0	9/29	.310	2/10	.200	9/12	.750	29	0.9	10	0.3	6	7	0	8

Oliver Vogt (Basel, Switzerland/Rose State College)

Year	G/GS	FG/FGA	Pct	3FG/A	Pct	FT/FTA	Pct	Pts	Avg	Reb	Avg	Ast	TO	Blk	Stl
2002	27/0	41/71	.577	1/2	.500	54/79	.684	137	5.1	57	2.1	10	25	3	7
2003	28/14	101/170	.594	1/6	.167	81/117	.692	284	10.1	137	4.9	18	27	29	11
Totals	55/14	142/241	.589	2/8	.250	135/196	.689	421	7.7	194	3.5	28	52	32	18

Tommy Vosseler (Leavenworth, Kan./Immaculata High School)

Year	G/GS	FG/FGA	Pct	3FG/A	Pct	FT/FTA	Pct	Pts	Avg	Reb	Avg	Ast	TO	Blk	Stl
2002	22/0	12/44	.273	5/23	.217	12/16	.750	41	1.9	35	1.6	14	21	1	7
2003	28/28	79/176	.449	58/133	.436	21/32	.656	237	8.5	68	2.4	89	75	8	14
2004	29/10	28/82	.341	17/56	.304	10/15	.667	83	2.9	32	1.1	40	38	0	14
2005	30/4	11/48	.229	7/38	.184	6/9	.667	35	1.2	21	0.7	33	24	1	3
Totals	80/32	130/350	.371	87/250	.348	49/72	.681	396	5.0	156	2.0	176	158	10	38

Andy Wachter (Pittsburg, Kan./Wichita State University)

Year	G/GS	FG/FGA	Pct	3FG/A	Pct	FT/FTA	Pct	Pts	Avg	Reb	Avg	Ast	TO	Blk	Stl
2004	22/0	8/26	.308	4/13	.308	6/13	.462	26	1.2	9	0.4	16	12	1	3
2005	30/10	36/83	.434	25/55	.455	29/41	.707	126	4.2	35	1.2	26	29	0	7
2006	28/5	30/88	.341	20/58	.345	23/31	.742	103	3.7	38	1.4	41	18	0	11
Totals	60/15	74/197	.361	49/126	.369	58/85	.637	255	3.0	82	1.0	83	59	1	21

Lowell Wade (Lansing, Mich./Lansing Community College)

Year	G/GS	FG/FGA	Pct	3FG/A	Pct	FT/FTA	Pct	Pts	Avg	Reb	Avg	Ast	TO	Blk	Stl
1994	9/8	42/132	.318	13/56	.232	12/16	.750	109	12.1	22	2.4	40	22	0	27

Troy Wade (Des Moines, Iowa/Marshalltown Community College)

Year	G/GS	FG/FGA	Pct	3FG/A	Pct	FT/FTA	Pct	Pts	Avg	Reb	Avg	Ast	TO	Blk	Stl
1991	26/26	111/219	.507	2/5	.400	52/70	.743	276	10.6	175	6.7	65	44	8	29
1992	29/29	117/221	.529	0/5	.000	61/89	.685	295	10.2	205	7.1	73	50	5	30
Totals	55/55	228/440	.518	2/10	.200	113/159	.711	571	10.4	380	6.9	138	94	13	59

A.J. Walker (Kansas City, Mo./State Fair Community College)

Year	G/GS	FG/FGA	Pct	3FG/A	Pct	FT/FTA	Pct	Pts	Avg	Reb	Avg	Ast	TO	Blk	Stl
2019	30/30	82/207	.396	44/119	.370	20/26	.769	228	7.6	131	4.4	64	57	1	26
2020	23/23	130/313	.415	50/137	.365	68/80	.850	378	16.4	116	5.0	102	75	2	37
Totals	53/53	212/520	.408	94/256	.367	88/106	.830	606	11.4	247	4.7	166	132	3	63

Josh Walker (Derby, Kan./Derby High School)

Year	G/GS	FG/FGA	Pct	3FG/A	Pct	FT/FTA	Pct	Pts	Avg	Reb	Avg	Ast	TO	Blk	Stl
2010	12/9	27/48	.563	0/0	.000	4/17	.235	58	4.8	36	3.0	4	10	7	4

Brian Ward (Benedict, Kan./Allen County Community College)

Year	G/GS	FG/FGA	Pct	3FG/A	Pct	FT/FTA	Pct	Pts	Avg	Reb	Avg	Ast	TO	Blk	Stl
1996	8/1	4/13	.308	3/11	.273	2/4	.500	13	1.6	12	1.5	5	7	0	2

Chris Ware (Peoria, Ill./Lincoln College)

Year	G/GS	FG/FGA	Pct	3FG/A	Pct	FT/FTA	Pct	Pts	Avg	Reb	Avg	Ast	TO	Blk	Stl
2011	26/15	90/167	.539	0/0	.000	52/68	.765	232	8.9	119	4.6	10	50	14	10

Dejon Waters Jr. (Atlanta, Ga./Central Georgia Technical College)

Year	G/GS	FG/FGA	Pct	3FG/A	Pct	FT/FTA	Pct	Pts	Avg	Reb	Avg	Ast	TO	Blk	Stl
2020	30/22	86/206	.417	44/93	.473	50/70	.714	266	8.9	94	3.1	40	41	11	19
2022	27/3	52/139	.374	14/52	.269	35/58	.603	153	5.7	88	3.3	23	19	7	9
Totals	57/25	138/345	.400	58/145	.400	85/128	.664	419	7.4	182	3.2	63	60	18	28

Jay Wesley (Newark, N.J./Essex County Community College)

Year	G/GS	FG/FGA	Pct	3FG/A	Pct	FT/FTA	Pct	Pts	Avg	Reb	Avg	Ast	TO	Blk	Stl
1995	26/8	99/192	.516	1/1	1.000	48/77	.623	247	9.5	160	6.2	14	52	5	21
1996	7/0	17/35	.486	0/0	.000	10/13	.769	44	6.3	28	4.0	1	15	2	3
Totals	33/8	116/227	.511	1/1	1.000	58/90	.644	291	8.8	188	5.7	15	67	7	24

Justin White (Inman, Kan./University of South Alabama)

Year	G/GS	FG/FGA	Pct	3FG/A	Pct	FT/FTA	Pct	Pts	Avg	Reb	Avg	Ast	TO	Blk	Stl
2005	30/30	66/128	.516	0/0	.000	61/97	.629	193	6.4	151	5.0	12	34	16	30

Tony Wiatrak (St. Paul, Kan./East Central University)

Year	G/GS	FG/FGA	Pct	3FG/A	Pct	FT/FTA	Pct	Pts	Avg	Reb	Avg	Ast	TO	Blk	Stl
1993	26/5	62/132	.470	5/14	.357	27/46	.587	156	6.0	100	3.9	8	20	12	7

Jeff Willms (Hays, Kan./Dodge City Community College)

Year	G/GS	FG/FGA	Pct	3FG/A	Pct	FT/FTA	Pct	Pts	Avg	Reb	Avg	Ast	TO	Blk	Stl
2001	30/1	41/127	.323	32/104	.308	42/49	.857	156	5.2	66	2.2	30	25	4	8
2002	22/1	18/38	.474	10/23	.435	20/27	.741	66	3.0	14	0.6	9	11	0	5
Totals	52/2	59/165	.358	42/127	.331	62/76	.816	222	4.3	80	1.5	39	36	4	13

Alex Williams (Salina, Kan./Cloud County Community College)

Year	G/GS	FG/FGA	Pct	3FG/A	Pct	FT/FTA	Pct	Pts	Avg	Reb	Avg	Ast	TO	Blk	Stl
2014	26/10	57/110	.518	4/13	.308	26/38	.684	144	5.5	69	2.7	8	29	12	2

ALL-TIME RECORDS

Pitt State Team Categories (1990-present)

Field Goal Percentage (.605 or better)		
Opponent	Pct.	Date
Northwest Missouri	.733	1/12/91
vs. Alaska Fairbanks	.655	12/20/91
Avila	.647	12/14/91
William Jewell	.640	11/19/15
vs. St. Cloud State	.636	11/14/15
Drury	.632	12/2/92
Bethany	.621	11/22/13
Calvary Bible	.620	12/2/03
Baptist Bible	.620	12/16/17
Mesa State	.610	11/27/99
St. Mary	.609	12/2/97
vs. Eastern New Mexico	.609	11/29/13
at Southwest Baptist	.607	1/20/01
Northwest Missouri	.607	2/16/17
Central Bible	.605	12/10/02

Free Throw Percentage (.875 or better, min. 14 FTA)		
Opponent	Pct.	Date
Missouri S&T	1.000	2/16/91
Fort Hays State	.963	2/14/15
Washburn	.933	1/15/22
Northwest Missouri	.947	1/30/16
at Lindenwood	.947	1/5/19
vs. Alaska-Fairbanks	.941	12/20/91
Washburn	.938	1/18/92
vs. Arkansas Fort-Smith	.938	12/18/12
at Central Missouri	.933	2/2/08
at Missouri S&T	.929	2/5/05
at Regis	.929	11/27/15
Missouri Baptist	.917	12/7/98
Lincoln	.893	2/27/18
Rogers State	.882	1/29/22
at Missouri Southern	.882	11/20/93
Northwest Missouri	.882	1/6/18
Missouri Western	.879	1/27/16
at Washburn	.875	1/26/05
Missouri S&T	.875	1/22/05
at Central Missouri	.875	1/28/12
Central Oklahoma	.875	1/31/15
Southwest Baptist	.875	1/9/16
at Nebraska Kearney	.875	2/28/19
at Missouri Southern	.875	2/16/22

Three Point Field Goals Made (12 or more)		
Opponent	3FG	Date
at Central Oklahoma	16	1/17/19
vs. Drury	16	12/22/19
at Missouri Southern	16	2/11/23
Northeastern State	15	1/27/18
Baptist Bible	15	11/23/19
Sioux Falls	15	11/13/22
Avila	14	11/23/13
Lindenwood	14	12/8/16
Central Christian	14	12/30/17
Missouri Southern	14	2/20/18
Emporia State	14	1/23/19
Newman	14	1/28/23
Missouri Baptist	13	12/7/98
at Missouri Southern	13	2/23/05
Arkansas-Fort Smith	13	11/18/17
Baptist Bible	13	12/16/17
Bethany	13	12/31/19
Harris-Stowe	13	11/22/22
Emporia State	12	2/27/93
vs. Central Oklahoma	12	11/27/98
Bemidji State	12	11/22/03
Calvary Bible	12	12/2/03
Central Missouri	12	3/5/04
Lincoln	12	12/4/04
Lincoln	12	1/12/17
Northeastern State	12	12/5/18
Central Missouri	12	2/29/20
Lincoln	12	12/18/21
at Central Missouri	12	2/2/23

at Central Oklahoma 12 12/11/22

Total Assists (26 or more)		
Opponent	Tot	Date
Baptist Bible (Mo.)	32	12/16/17
Bartlesville Wesleyan	29	12/13/97
Emporia State	29	2/20/08
Lincoln	28	1/22/92
Calvary Bible	28	12/2/03
vs. Alaska-Fairbanks	27	12/20/91
at Southwest Baptist	27	1/20/01
Central Bible	27	12/10/02
Central Christian (Mo.)	26	12/30/17
vs. Central Oklahoma *	26	3/7/97
St. Mary	26	12/2/97
Lincoln	26	12/4/04

Total Turnovers (6 or less)		
Opponent	Tot	Date
vs. Missouri Southern	4	3/8/15
Missouri Western *	4	1/3/18
at Southwest Baptist	5	2/4/92
Truman *	5	2/24/99
Truman	5	1/29/00
Nebraska-Omaha	5	1/21/09
vs. Northern State	5	11/16/14
Lindenwood	5	1/3/15
at Lindenwood	5	1/21/16
Northwest Missouri	5	2/16/17
Baptist Bible	5	11/23/19
Emporia State	6	1/28/91
at at Emporia State	6	2/29/92
Truman	6	1/29/94
at Missouri S&T	6	2/24/94
Truman	6	1/27/01
Lindenwood	6	3/1/16
Washburn	6	3/9/19

Total Turnovers (27 or more)		
Opponent	Tot	Date
at Kansas	33	12/18/95
at Kansas	30	11/28/01
Newman	29	11/20/12
at Central Missouri	28	1/25/97
at Missouri Southern	28	1/9/08
at Drury	27	1/15/96
at Kansas	27	12/11/99
at Colorado Mines	27	11/19/05
at Central Missouri	27	12/29/08
Northwest Missouri	27	12/8/10
Lincoln	27	1/5/10
Baptist Bible	27	12/16/17

Total Steals (16 or more)		
Opponent	Tot	Date
Ottawa	21	12/19/96
Tabor	19	12/9/95
Baptist Bible (Mo.)	17	12/16/17
Mid-America Bible	17	12/12/98
Central Christian	17	11/20/99
Baptist Bible (Mo.)	17	12/16/17
vs. Christian Brothers	16	11/25/95
at Northwest Missouri	16	12/7/96
Missouri Baptist	16	12/20/97
Calvary Bible	16	12/2/03
MidAmerica Nazarene	16	11/18/11

* post-season game



ALL-TIME RECORDS

Pitt State Individual Categories (1990-present)

Points (32 or more)		
Player	Tot	Opponent, Date
Marc Eddington	40	at Northwest Missouri, 2/17/96
Eddie Jackson	39	Truman, 2/28/04
Brandon Pate	38	Southwest Baptist, 2/17/01
Grant Lozoya	38	vs. Indianapolis, 12/17/18
Eddie Jackson	37	Central Missouri, 1/29/05
Toraino Hellems	36	at Missouri S&T, 2/24/94
Cory Abercrombie	36	Southwest Baptist, 3/1/07
Grant Lozoya	35	at Missouri Western, 2/21/19
Eddie Jackson	34	at Missouri Southern, 2/23/05
Kaleb Porter	34	vs. Lincon, 11/16/12
Devon Branch	34	Washburn, 3/1/14
Josiah Gustafson	34	William Jewell, 11/19/15
Toraino Hellems	33	Missouri-St. Louis, 2/26/94
Eddie Jackson	33	Central Missouri, 3/5/04
Carlos Taylor	33	at Missouri Western, 12/3/08
Grant Lozoya	33	East Central, 11/23/18
Eddie Jackson	32	at Northwest Missouri, 1/15/05
Eddie Jackson	32	vs. Science and Arts, 12/11/04
Eddie Jackson	32	Lincoln, 12/4/04
Mark Johnson	32	Missouri S&T, 1/25/92
Mark Johnson	32	vs. Arkansas Tech, 11/28/92
James Sanders	32	Drury, 1/16/95
Marc Eddington	32	at Emporia State, 2/7/96
Marc Eddington	32	Washburn, 1/8/97
Eddie Jackson	32	Bemidji State, 11/22/03
Eddie Jackson	32	at Southwest Baptist, 1/3/06
Ed Morris	32	Truman, 2/11/06
Devon Branch	32	Southwest Baptist, 2/4/14
Grant Lozoya	32	Nebraska Christian, 11/29/18

Rebounds (16 or more)		
Player	Tot	Opponent, Date
Deshaun English II	23	vs. Lincoln, 11/28/22
Jamey Richardson	20	Bemidji State, 11/22/03
Doug Gillispie	18	Central Missouri, 1/23/99
Andra Bailey	18	Missouri Southern, 2/9/11
Christian Edmondson	18	vs. Upper Iowa, 11/8/19
Jay Wesley	17	at Truman, 1/28/95
Jamey Richardson	17	at Missouri S&T, 1/8/03
Ed Morris	17	at Washburn, 1/18/06
Deshaun English II	17	vs. Missouri Western, 12/1/22
Edwin Minniefield	16	Northwest Missouri, 1/10/93
Marc Eddington	16	at Central Missouri, 1/31/96
Alex Salazar	16	vs. Central Oklahoma, 3/7/97 *
Jamey Richardson	16	Northwestern Oklahoma, 11/29/02
Jamey Richardson	16	Colorado-Colorado Springs, 11/21/03
Ed Morris	16	at Missouri Southern, 2/15/06
Ed Morris	16	at Southwest Baptist, 1/9/07
Cory Abercrombie	16	Northwest Missouri, 1/19/08
T.J. Stukes	16	at Central Missouri, 12/29/08
Andra Bailey	16	vs. Southwest Baptist, 2/1/12

Assists (10 or more)		
Player	Tot	Opponent, Date
Javis Flynn	12	Emporia State, 1/14/15
Michael Cook	11	Lincoln, 3/2/91
Brian Comstock	11	Missouri-St. Louis, 2/26/94
Oscar Gonzalez	11	Park, 1/10/97
Oscar Gonzalez	11	William Jewell, 11/20/98
Cedric Brooks	11	Missouri Western, 1/11/03
Jay Spoonhour	10	at Missouri S&T, 1/23/93
Oscar Gonzalez	10	William Jewell, 11/21/97
Oscar Gonzalez	10	Bartlesville Wesleyan, 12/13/97
Oscar Gonzalez	10	Missouri Baptist, 12/7/98
Oscar Gonzalez	10	Mid-America Bible, 12/12/98
Oscar Gonzalez	10	at Washburn, 1/30/99
Oscar Gonzalez	10	Missouri Western, 2/6/99
Oscar Gonzalez	10	Truman, 2/24/99 *
Brandon Pate	10	John Brown, 11/26/99
Sam Pugh	10	Bethany, 11/22/13
Jake Bullard	10	vs. Eastern New Mexico, 11/29/13
Javis Flynn	10	Nebraska-Kearney, 2/12/15
Javis Flynn	10	vs. St. Cloud State, 11/14/15
Quentin Hardrict Jr.	10	vs. Central Oklahoma, 1

Blocked Shots (5 or more)		
Player	Tot	Opponent, Date
Jabari Antwine	10	Central Christian (Mo.), 12/30/17
Dan Stanley	6	Southwest Baptist, 1/22/00
Jamey Richardson	6	Emporia State, 3/1/03
Jai Pradia	5	at Missouri Southern, 2/14/01
Jai Pradia	5	Missouri Western, 1/3/01
Jai Pradia	5	Northwest Missouri, 2/2/02
Oliver Vogt	5	Truman, 2/15/03
Jamey Richardson	5	Bemidji State, 11/22/03
Jamey Richardson	5	Lincoln, 12/10/03
Jamey Richardson	5	Truman, 1/3/04
Jamey Richardson	5	Washburn, 2/4/04
Cory Abercrombie	5	at Central Missouri, 2/2/08
T.J. Stukes	5	at Central Missouri, 12/29/08
T.J. Stukes	5	Missouri Southern, 2/3/09
Creighton Brinker	5	St. Edwards, 11/24/16
Christian Edmondson	5	vs. Missouri Western, 2/2/19
Christian Edmondson	5	vs. Upper Iowa, 11/8/19

Three-Point Field Goals (7 or more)		
Player	Tot	Opponent, Date
Eddie Jackson	10	at Missouri Southern, 2/23/05
Eddie Jackson	9	Central Missouri, 1/29/05
Eddie Jackson	8	Washburn, 2/2/05
Eddie Jackson	8	at Rockhurst, 12/8/04
James Sanders	8	Drury, 1/16/95
Eddie Jackson	7	Drury, 12/12/04
Eddie Jackson	7	Lincoln, 12/4/04
Mark Johnson	7	vs. Arkansas Tech, 11/28/92
Mark Johnson	7	Southwest Baptist, 2/3/93
Oscar Gonzalez	7	at Emporia State, 2/7/96
Brandon Pate	7	Southwest Baptist, 2/17/01
Eddie Jackson	7	Central Missouri, 3/5/04
Donovan Franklin	7	at Central Oklahoma, 1/17/19
Jah-Kobe Womack	7	vs. Drury, 12/22/19

Steals (6 or more)		
Player	Tot	Opponent, Date
Kevin Cooper	8	at Central Missouri, 2/20/93
Pancho Conley	8	Tabor, 12/9/95
Michael Lemons	7	vs. North Alabama, 11/27/92
Javis Flynn	7	at Southwest Baptist, 12/20/14
Javis Flynn	7	vs. Minnesota State-Moorhead, 3/14/15
Michael Lemons	6	vs. Colorado Springs, 11/21/92
Michael Lemons	6	vs. Arkansas Tech, 11/28/92
Wade Lowell	6	vs. Harding, 11/27/93
Alex Salazar	6	Ottawa, 12/19/96
Brandon Pate	6	Missouri S&T, 2/7/01
Cedric Brooks	6	at Rockhurst, 12/7/02
Cedric Brooks	6	Northwest Missouri, 1/4/03
Cedric Brooks	6	Missouri S&T, 2/5/03
Jason Taylor	6	Rockhurst, 11/18/03
Andra Bailey	6	MidAmerica Nazarene, 11/18/11
JaVon McGee	6	at Southwest Baptist, 12/10/11
Marky Nolen	6	Nebraska-Kearney, 1/3/13
Javis Flynn	6	Central Oklahoma, 12/5/15

Pitt State All-Time Top Scoring list

Player	Pts	Opponent, Date
1. Jim Chroust	48	at Emporia State, 3/2/66 *
2. Jim Chroust	41	Lincoln, 2/8/66
Jim Chroust	41	Fort Hays State, 2/12/66
Jeff Greene	41	Benedictine, 1/11/89
5. Jim Chroust	40	at Washburn, 1/29/66
Dave Niegsch	40	at Rockhurst, 2/21/67
Marc Eddington	40	at Northwest Missouri, 2/17/96
8. Jeff Greene	39	Fort Hays State, 2/17/89
Eddie Jackson	39	Truman, 2/28/04
10. Brandon Pate	38	Southwest Baptist, 2/17/01
Grant Lozoya	38	Indianapolis, 12/17/18



ALL-TIME RECORDS

Pitt State Double-Double Performances (1990-present)

Deshaun English II Winona State, 11/11/22	10 points, 13 rebounds	Newman, 11/17/15		Benedictine, 12/21/09	
Deshaun English II Sioux Falls, 11/13/22	15 points, 11 rebounds	Jake Bullard vs West Texas A&M, 12/18/13	20 points, 11 rebounds	Jeff Ivory at Nebraska-Omaha, 2/28/09	18 points, 15 rebounds
Deshaun English II Quincy, 11/18/22	19 points, 11 rebounds	Jake Bullard vs Eastern New Mexico, 11/22/13	15 points, 10 assists	Rodney Grace at Emporia State, 2/18/09	11 points, 10 rebounds
Deshaun English II Lincoln, 11/28/22	17 points, 23 rebounds	Sam Pugh vs Bethany, 11/22/13	12 points, 10 assists	T.J. Stukes Central Missouri, 1/31/09	12 points, 10 rebounds
Deshaun English II Missouri Western, 12/1/22	10 points, 17 rebounds	JaVon McGee vs Central Missouri, 3/7/13 *	22 points, 11 rebounds	Rodney Grace at Truman, 1/28/09	10 points, 11 rebounds
Deshaun English II Avila, 12/29/22	15 points, 15 rebounds	Jake Bullard vs Truman, 3/4/13 *	14 points, 10 rebounds	T.J. Stukes Missouri Western, 1/24/09	10 points, 10 rebounds
Deshaun English II Rogers State, 1/19/23	16 points, 11 rebounds	JaVon McGee vs Northeastern State, 2/16/13	16 points, 10 rebounds	Rodney Grace Nebraska-Omaha, 1/21/09	22 points, 10 rebounds
Deshaun English II Northeastern State, 1/21/23	18 points, 13 rebounds	Rico Pierrevilus vs Truman, 2/7/13	20 points, 13 rebounds	T.J. Stukes Emporia State, 1/10/09	15 points, 12 rebounds
Deshaun English II Central Oklahoma, 1/26/23	21 points, 10 rebounds	Rico Pierrevilus at Missouri Western, 1/30/13	14 points, 11 rebounds	Carlos Taylor at Central Missouri, 12/29/08	29 points, 10 rebounds
Quentin Hardrict jr. Central Oklahoma, 1/26/23	21 points, 10 assists	JaVon McGee at Northeastern State, 1/23/13	14 points, 11 rebounds	Ivan Evans at Central Missouri, 12/29/08	10 points, 12 rebounds
Deshaun English II Central Missouri, 2/2/23	27 points, 12 rebounds	Rico Pierrevilus at Missouri Southern, 1/16/13	21 points, 12 rebounds	T.J. Stukes Truman, 12/6/08	15 points, 15 rebounds
Tane Prictor Missouri Southern, 2/11/23	12 points, 10 rebounds	Rico Pierrevilus at Central Missouri, 1/12/13	12 points, 10 rebounds	Ivan Evans Truman, 12/6/08	20 points, 10 rebounds
Deshaun English II Nebraska-Kearney, 2/18/23	23 points, 12 rebounds	Courtney Ingram at Lincoln, 1/10/13	16 points, 13 rebounds	Cory Abercrombie Truman, 3/1/08	13 points, 11 rebounds
Deshaun English II Emporia State, 2/23/23	16 points, 11 rebounds	JaVon McGee vs Dixie State, 12/19/12	12 points, 12 rebounds	Cory Abercrombie Missouri Southern, 2/27/08	18 points, 10 rebounds
Bobby Arthur-Williams Jr. Emporia State, 2/23/22	14 points, 11 rebounds	A.J. Adams vs Central Oklahoma, 12/6/12	17 points, 11 rebounds	Cory Abercrombie at Southwest Baptist, 2/23/08	20 points, 11 rebounds
Bobby Arthur-Williams Jr. Missouri Western, 1/1/22	24 points, 10 rebounds	JaVon McGee vs Southwestern College, 11/24/12	11 points, 15 rebounds	Cory Abercrombie at Washburn, 2/9/08	27 points, 13 rebounds
Anotnio Givens II Northeastern State, 12/11/21	10 points, 12 rebounds	JaVon McGee vs Lincoln, 11/16/12	14 points, 12 rebounds	Cory Abercrombie Fort Hays State, 2/7/08	24 points, 11 rebounds
Antonio Givens II Baker, 11/27/21	22 points, 10 rebounds	A.J. Adams vs Baker, 11/13/12	16 points, 10 rebounds	Cory Abercrombie at Central Missouri, 2/2/08	19 points, 12 rebounds
A.J. Walker Nebraska-Kearney, 3/4/20	21 points, 10 rebounds	Marky Nolen vs. Northwest Missouri, 3/3/12*	18 points, 13 rebounds	Cory Abercrombie at Fort Hays State, 1/30/08	15 points, 18 rebounds
Xavier Womack Baptist Bible, 11/23/19	12 points, 11 rebounds	JaVon McGee at Fort Hays State, 2/22/12	23 points, 11 rebounds	Cory Abercrombie at Missouri Western, 1/23/08	15 points, 12 rebounds
Christian Edmondson Upper Iowa, 11/8/19	19 points, 18 rebounds	Andra Bailey at Missouri Southern 2/8/12	19 points, 12 rebounds	Cory Abercrombie Southwest Baptist, 1/16/08	12 points, 11 rebounds
Christian Edmondson Missouri Southern, 2/16/19	22 points, 10 rebounds	Andra Bailey Southwest Baptist, 2/1/12	10 points, 16 rebounds	Michael Hutchingson at Emporia State, 1/12/08	12 points, 11 rebounds
Grant Lozoya Washburn, 1/26/19	26 points, 10 rebounds	Andra Bailey Fort Hays State, 1/14/12	10 points, 11 rebounds	Cory Abercrombie at Emporia State, 1/12/08	21 points, 15 rebounds
Grant Lozoya Central Oklahoma, 1/17/19	24 points, 10 rebounds	Andra Bailey at Lincoln, 1/4/12	13 points, 11 rebounds	Cory Abercrombie at Missouri Southern, 1/9/08	14 points, 15 rebounds
Grant Lozoya Central Missouri, 1/12/19	23 points, 10 rebounds	Andra Bailey Missouri Southern, 12/30/11	15 points, 12 rebounds	Cory Abercrombie at Truman, 1/5/08	16 points, 13 rebounds
Grant Lozoya Lindenwood, 1/05/19	23 points, 10 rebounds	Andra Bailey Central Missouri, 12/18/11	12 points, 12 rebounds	Cory Abercrombie Southwestern College, 12/29/07	21 points, 10 rebounds
Grant Lozoya Maryville, 11/19/18	18 points, 10 rebounds	Andra Bailey at Northwest Missouri, 12/7/11	18 points, 10 rebounds	Cory Abercrombie vs. Angelo State, 12/18/07	20 points, 15 rebounds
Donovan Franklin Maryville, 11/19/18	22 points, 11 rebounds	JaVon McGee Missouri Western, 11/30/11	17 points, 11 rebounds	Cory Abercrombie vs. Mid-America Christian, 11/23/07	27 points, 12 rebounds
Xavier Adams Lincoln, 2/27/18	10 points, 11 rebounds	Andra Bailey Missouri Western, 11/30/11	10 points, 11 rebounds	Cory Abercrombie vs Northwest Missouri, 3/3/07	18 points, 10 rebounds
Demetrius Levarity Lincoln, 2/27/18	13 points, 11 rebounds	Andra Bailey MidAmerica Nazarene, 11/18/11	27 points, 13 rebounds	Cory Abercrombie vs Southwest Baptist, 3/1/07	36 points, 11 rebounds
Xavier Adams Central Missouri, 2/24/18	21 points, 13 rebounds	Andra Bailey at Nebraska-Omaha, 2/26/11	15 points, 11 rebounds	Ed Morris at Truman, 2/24/07	22 points, 11 rebounds
Xavier Adams Lincoln, 1/11/18	24 points, 13 rebounds	JaVon McGee at Emporia State, 2/16/11	10 points, 10 rebounds	Ed Morris vs Northwest Missouri, 2/10/07	20 points, 15 rebounds
Xavier Adams Missouri Western, 1/03/18	26 points, 10 rebounds	Andra Bailey at Lincoln, 2/12/11	12 points, 10 rebounds	Ed Morris vs Washburn, 2/3/07	15 points, 13 rebounds
Jabari Antwine Central Christian, 12/30/17	12 points, 10 rebounds	JaVon McGee at Lincoln, 2/12/11	17 points, 10 rebounds	Ed Morris vs Missouri Western, 1/17/07	18 points, 14 rebounds
Xavier Adams Central Christian, 12/30/17	13 points, 12 rebounds	Andra Bailey Missouri Southern, 2/9/11	25 points, 18 rebounds	Cory Abercrombie at Northwest Missouri, 1/13/07	21 points, 10 rebounds
Xavier Adams Lincoln, 12/09/17	11 points, 10 rebounds	Andra Bailey Emporia State, 1/8/11	15 points, 12 rebounds	Ed Morris at Southwest Baptist, 1/9/07	20 points, 16 rebounds
Xavier Adams Lindenwood, 12/07/17	19 points, 10 Re-	JaVon McGee Emporia State, 1/8/11	14 points, 10 rebounds	Ed Morris vs Emporia State, 1/6/07	23 points, 12 rebounds
Demetrius Levarity Fort Hays, 12/2/17	19 points, 13 rebounds	Andra Bailey at Missouri S&T, 11/28/10	14 points, 11 rebounds	Ed Morris vs Truman, 12/30/06	15 points, 12 rebounds
Xavier Adams Saint Cloud State, 11/11/17	19 points, 10 rebounds	JaVon McGee Newman, 11/16/10	16 points, 12 rebounds	Ed Morris vs Southeastern Oklahoma, 12/20/06	14 points, 11 rebounds
Elijah Gaines Avila, 1/2/17	15 points, 11 rebounds	Chris Ware Newman, 11/16/10	10 points, 10 rebounds	Ed Morris vs West Texas AM, 11/17/06	13 points, 11 rebounds
Christian Edmondson Newman, 11/15/16	12 points, 15 rebounds	JaVon McGee at Nebraska-Omaha, 2/27/10	17 points, 12 rebounds	Ed Morris at Missouri Southern, 2/15/06	15 points, 16 rebounds
Josiah Gustafson at Emporia State, 2/6/16	19 points, 10 rebounds	JaVon McGee Missouri Southern, 1/2/10	13 points, 15 rebounds	Ed Morris at Truman, 2/11/06	32 points, 12 rebounds
Lamine Dieng	19 points, 13 rebounds	JaVon McGee at NW Missouri State, 12/30/09	11 points, 12 rebounds	Ed Morris Central Missouri, 1/25/06	15 points, 12 rebounds
		JaVon McGee	13 points, 13 rebounds	Ed Morris	13 points, 17 rebounds

ALL-TIME RECORDS

Pitt State Double-Double Performances (1990-present)

at Washburn, 1/18/06		Missouri Western, 1/11/03		Central Missouri, 1/3/00	
Eddie Jackson	32 points, 10 rebounds	Jamey Richardson	12 points, 12 rebounds	Michael Jones	24 points, 10 rebounds
at Southwest Baptist, 1/3/06		at Emporia State, 12/30/02		vs. Arkansas Tech, 12/4/99	
Daniel Blair	19 points, 13 rebounds	Jamey Richardson	16 points, 14 rebounds	Dan Stanley	10 point, 11 rebounds
vs. Seattle Pacific, 12/18/05		vs. Seattle Pacific, 12/17/02		vs. Arkansas Tech, 12/4/99	
Ed Morris	11 points, 10 rebounds	Jamey Richardson	17 points, 12 rebounds	Brandon Pate	19 points, 10 assists
vs. Seattle Pacific, 12/18/05		at St. Mary's (Texas), 12/16/02		John Brown, 11/26/99	
Daniel Blair	22 points, 10 rebounds	Jamey Richardson	20 points, 10 rebounds	Oscar Gonzalez	10 points, 10 assists
Missouri Western, 12/10/05		Central Bible, 12/10/02		Truman, 2/24/99 *	
Daniel Blair	22 points, 10 rebounds	Jamey Richardson	15 points, 12 rebounds	Cedric Cobb	12 points, 10 rebounds
Missouri Western, 12/10/05		at Rockhurst, 12/7/02		Missouri S&T, 2/22/99 *	
Daniel Blair	13 points, 11 rebounds	Jamey Richardson	16 points, 14 rebounds	Dan Stanley	18 points, 11 rebounds
Avila, 12/6/05		Lincoln, 11/30/02		Northwest Missouri, 2/10/99	
Jason Taylor	16 points, 10 rebounds	Jamey Richardson	15 points, 16 rebounds	Doug Gillespie	22 points, 11 rebounds
at Missouri Western, 2/9/05		Northwestern Oklahoma, 11/29/02		Missouri Western, 2/6/99	
Wes Thornton	12 points, 11 rebounds	Brandon Twito	23 points, 10 rebounds	Oscar Gonzalez	14 points, 10 assists
Washburn, 2/2/05		MidAmerica Nazarene, 11/26/02		Missouri Western, 2/6/99	
Daniel Blair	21 points, 10 rebounds	Jamey Richardson	21 points, 14 rebounds	Dan Stanley	18 points, 12 rebounds
Emporia State, 1/12/05		vs. Philander Smith, 11/23/02		at Washburn, 1/30/99	
Daniel Blair	17 points, 12 rebounds	Wes Thornton	11 points, 10 rebounds	Cedric Cobb	14 points, 14 rebounds
at Rockhurst, 12/8/04		vs. Philander Smith, 11/23/02		Missouri Southern, 1/27/99	
Jamey Richardson	12 points, 11 rebounds	Jai Pradia	20 points, 13 rebounds	Doug Gillespie	14 points, 11 rebounds
Truman, 2/28/04		Washburn, 2/26/02 *		at Missouri S&T, 1/25/99	
Wes Thornton	16 points, 11 rebounds	Jai Pradia	13 points, 10 rebounds	Doug Gillespie	17 points, 12 rebounds
at Southwest Baptist, 2/21/04		Washburn, 2/23/02		Emporia State, 1/16/99	
Jamey Richardson	21 points, 15 rebounds	Max Ruark	18 points, 14 rebounds	Doug Gillespie	12 points, 11 rebounds
Emporia State, 2/18/04		Truman, 2/16/02		at Emporia State, 1/4/99	
Wes Thornton	21 points, 14 rebounds	Jai Pradia	16 points, 10 rebounds	Oscar Gonzalez	14 points, 10 assists
Missouri S&T, 2/7/04		Missouri Southern, 2/13/02		Mid-America Bible, 12/12/98	
Jason Taylor	17 points, 10 rebounds	Jai Pradia	16 points, 10 rebounds	Oscar Gonzalez	19 points, 10 assists
Missouri S&T, 2/7/04		Central Missouri, 2/11/02		Missouri Baptist, 12/7/98	
Jamey Richardson	21 points, 10 rebounds	Wes Thornton	19 points, 10 rebounds	Doug Gillespie	20 points, 14 rebounds
at Washburn, 2/4/04		Emporia State, 2/4/02		Nebraska-Kearney, 12/1/98	
Jamey Richardson	19 points, 12 rebounds	Max Ruark	14 points, 11 rebounds	Doug Gillespie	19 points, 10 rebounds
at Central Missouri, 1/31/04		Northwest Missouri, 2/2/02		vs. Southwestern Oklahoma, 11/28/98	
Jamey Richardson	11 points, 13 rebounds	Jai Pradia	10 points, 13 rebounds	Michael Jones	20 points, 10 rebounds
at Missouri S&T, 1/24/04		Southwest Baptist, 1/23/02		William Jewell, 11/20/98	
Jamey Richardson	19 points, 10 rebounds	Jai Pradia	15 points, 11 rebounds	Oscar Gonzalez	10 points, 11 assists
at Missouri Western, 1/21/04		Missouri Southern, 1/16/02		William Jewell, 11/20/98	
Jamey Richardson	11 points, 11 rebounds	Max Ruark	13 points, 15 rebounds	Cedric Cobb	18 points, 13 rebounds
Northwest Missouri, 1/17/04		Missouri Southern, 1/16/02		Central Methodist, 11/14/98	
Wes Thornton	19 points, 12 rebounds	Jai Pradia	19 points, 13 rebounds	Doug Gillespie	15 points, 13 rebounds
Northwest Missouri, 1/17/04		Missouri S&T, 1/9/02		vs. Northwest Missouri, 3/5/98 *	
Jamey Richardson	24 points, 10 rebounds	Dan Stanley	17 points, 11 rebounds	Alex Salazar	15 points, 10 rebounds
at Emporia State, 1/14/04		Emporia State, 1/7/02		Central Missouri, 2/24/98 *	
Jamey Richardson	18 points, 13 rebounds	Jai Pradia	24 points, 11 rebounds	Alex Salazar	20 points, 10 rebounds
Southwest Baptist, 1/10/04		Central Missouri, 1/2/02		Lincoln, 2/14/98	
Jason Taylor	15 points, 12 rebounds	Max Ruark	10 points, 11 rebounds	Doug Gillespie	18 points, 15 rebounds
Southwest Baptist, 1/10/04		Central Missouri, 1/2/02		Central Missouri, 1/12/98	
Jamey Richardson	11 points, 14 rebounds	Jai Pradia	21 points, 14 rebounds	Doug Gillespie	10 points, 13 rebounds
at Missouri Southern, 1/7/04		Southwest Baptist, 2/26/01 *		Emporia State, 1/5/98	
Jason Taylor	24 points, 10 rebounds	Tim Smith	12 points, 10 rebounds	Doug Gillespie	15 points, 12 rebounds
at Truman, 1/3/04		Truman, 2/24/01		Bartlesville Wesleyan, 12/13/97	
Jamey Richardson	13 points, 15 rebounds	Brandon Pate	18 points, 10 rebounds	T.J. Roberts	13 points, 11 rebounds
Central Missouri, 12/30/03		Missouri S&T, 2/7/01		Bartlesville Wesleyan, 12/13/97	
Jamey Richardson	22 points, 10 rebounds	Jai Pradia	17 points, 11 rebounds	Oscar Gonzalez	12 points, 10 assists
at Lincoln, 12/10/03		Northwest Missouri, 2/3/01		Bartlesville Wesleyan, 12/13/97	
Jamey Richardson	21 points, 10 rebounds	Jai Pradia	14 points, 12 rebounds	Javier Velazquez	11 points, 10 rebounds
vs. St. Gregory's, 12/5/03		at Southwest Baptist, 1/20/01		Northeastern State, 11/29/97	
Wes Thornton	16 points, 12 rebounds	Max Ruark	11 points, 13 rebounds	Oscar Gonzalez	24 points, 10 assists
vs. Evangel, 11/28/03		Missouri Southern, 1/17/01		William Jewell, 11/21/97	
Jamey Richardson	15 points, 20 rebounds	Max Ruark	13 points, 12 rebounds	Javier Velazquez	11 points, 11 rebounds
vs. Bemidji State, 11/22/03		Washburn, 1/13/01		William Jewell, 11/21/97	
Wes Thornton	17 points, 11 rebounds	Jai Pradia	10 points, 10 rebounds	Doug Gillespie	12 points, 11 rebounds
Rockhurst, 11/18/03		Missouri Western, 1/3/01		vs. College of the Ozarks, 11/14/97	
Jamey Richardson	17 points, 13 rebounds	Tim Smith	19 points, 12 rebounds	Alex Salazar	20 points, 14 rebounds
vs. Northwest Missouri, 3/7/03 *		Newman, 12/9/00		vs. Texas A&M-Commerce, 3/8/97 *	
Jamey Richardson	10 points, 10 rebounds	Max Ruark	13 points, 11 rebounds	Alex Salazar	22 points, 16 rebounds
Emporia State, 3/1/03		vs. Lincoln, 12/2/00		vs. Central Oklahoma, 3/7/97 *	
Jamey Richardson	17 points, 10 rebounds	Dan Stanley	28 points, 11 rebounds	Oscar Gonzalez	10 points, 11 assists
at Central Missouri, 2/26/03		Mid-America Nazarene, 11/27/00		Park, 1/10/97	
Jamey Richardson	14 points, 12 rebounds	Dan Stanley	12 points, 11 rebounds	Gerald Norey	10 points, 13 rebounds
at Missouri Southern, 2/12/03		at Missouri Southern, 3/2/00 *		Bethel, 11/26/96	
Oliver Vogt	21 points, 10 rebounds	Cedric Cobb	12 points, 14 rebounds	James Fulton	10 points, 10 rebounds
at Missouri Western, 2/8/03		Emporia State, 2/23/00		at Central Missouri, 2/29/96 *	
Jamey Richardson	23 points, 15 rebounds	Dan Stanley	13 points, 13 rebounds	Marc Eddington	23 points, 11 rebounds
at Missouri Western, 2/8/03		Emporia State, 2/23/00		at Missouri S&T, 2/24/96	
Jamey Richardson	13 points, 10 rebounds	Dan Stanley	19 points, 11 rebounds	Pancho Conley	13 points, 11 rebounds
Missouri S&T, 2/5/03		at Southwest Baptist, 2/19/00		at Missouri S&T, 2/24/96	
Jamey Richardson	17 points, 12 rebounds	Dan Stanley	15 points, 10 rebounds	Marc Eddington	40 points, 11 rebounds
Central Missouri, 1/29/03		at Missouri S&T, 2/9/00		at Northwest Missouri, 2/17/96	
Jamey Richardson	14 points, 12 rebounds	Cedric Cobb	13 points, 12 rebounds	Pancho Conley	22 points, 16 rebounds
at Southwest Baptist, 1/21/03		Missouri Western, 2/20/00		at Truman, 2/10/96	
Oliver Vogt	19 points, 10 rebounds	Cedric Cobb	11 points, 10 rebounds	Marc Eddington	17 points, 10 rebounds
at Truman, 1/18/03		Northwest Missouri, 1/8/00		Missouri S&T, 1/20/96	
Greg Campbell	10 points, 10 rebounds	Cedric Cobb	14 points, 11 rebounds	Marc Eddington	15 points, 10 rebounds

ALL-TIME RECORDS

Pitt State Double-Double Performances (1990-present)

Northwest Missouri, 1/13/96	20 points, 13 rebounds
Marc Eddington Missouri Southern, 1/6/96	21 points, 12 rebounds
Marc Eddington Ottawa, 12/2/95	10 points, 10 rebounds
Jay Wesley Ottawa, 12/2/95	10 points, 10 rebounds
Pancho Conley Phillips (Okla.), 11/20/95	19 points, 11 rebounds
Marc Eddington at Missouri Southern, 11/18/95	10 points, 10 rebounds
Mike Harris at Central Missouri, 2/27/95 *	25 points, 10 rebounds
Vinson Smith Missouri S&T, 2/22/95	31 points, 10 rebounds
Vinson Smith Northwest Missouri, 2/15/95	15 points, 10 rebounds
Mike Harris at Southwest Baptist, 2/11/95	17 points, 13 rebounds
Mike Harris Emporia State, 2/8/95	18 points, 11 rebounds
Jeff Stewart Central Missouri, 2/4/95	22 points, 11 rebounds
Jay Wesley at Missouri Western, 1/25/95	13 points, 14 rebounds
Vinson Smith Missouri-St. Louis, 1/21/95	12 points, 10 rebounds
Mike Harris at Southwestern Oklahoma, 12/7/94	12 points, 10 rebounds
Mike Harris Fort Hays State, 12/3/94	14 points, 11 rebounds
Vinson Smith vs. Henderson State, 11/26/94	19 points, 12 rebounds
Toraino Hellems at Northwest Missouri, 3/1/94 *	20 points, 10 rebounds
Toraino Hellems at Northwest Missouri, 2/16/94	15 points, 10 rebounds
Saddrick Daniels at Northwest Missouri, 2/16/94	27 points, 11 rebounds
Toraino Hellems Missouri Southern, 2/5/94	12 points, 10 rebounds
Saddrick Daniels Truman, 1/29/94	20 points, 10 rebounds
Toraino Hellems Missouri Western, 1/26/94	11 points, 11 rebounds
Jeff Stewart vs. Harding, 11/27/93	14 points, 12 rebounds
Saddrick Daniels vs. Arkansas Tech, 11/26/93	18 points, 10 rebounds
Saddrick Daniels at Missouri Southern, 11/20/93	22 points, 11 rebounds
Darrell Colbert at Missouri Western, 2/6/93	17 points, 10 rebounds
Darrell Colbert at Missouri S&T, 1/23/93	12 points, 10 assists
Jay Spoonhour at Missouri S&T, 1/23/93	10 points, 11 rebounds
Ed Minniefield Lincoln, 1/20/93	21 points, 13 rebounds
Darrell Colbert Northwest Missouri, 1/10/93	15 points, 16 rebounds
Ed Minniefield Northwest Missouri, 1/10/93	28 points, 10 rebounds
Darrell Colbert Cameron, 1/5/93	17 points, 11 rebounds
Darrell Colbert at Missouri Southern, 12/11/92	18 points, 11 rebounds
Darrell Colbert Fort Hays State, 12/5/92	11 points, 15 rebounds
Darrell Colbert William Jewell, 11/30/92	23 points, 10 rebounds
Troy Wade at Missouri S&T, 3/3/92 *	14 points, 10 rebounds
Troy Wade at Emporia State, 2/29/92	12 points, 13 rebounds
Troy Wade at Missouri-St. Louis, 2/17/92	

ALL-TIME RECORDS

Most Games Played

32 1997

Most Wins

27 1956

Fewest Wins

2 1918 & 1920

Most Losses

24 1981

Fewest Losses

0 1930 & 1931

Highest Winning Percentage

1.000 1930 (21-0) & 1931 (20-0)

Lowest Winning Percentage

.133 1918 (2-13)

Most Consecutive Wins

47 Dec. 14, 1929 to Jan. 7, 1932

Most Consecutive Losses

15 Dec. 28, 1966 to Feb. 13, 1967

Most Points

Game: 120 vs. Baptist Bible, Dec. 16, 2017
Season: 2504 2019 (30 games)

Most Points Allowed

Game: 128 vs. Marymount, Jan. 5, 1981
Season: 2402 2019 (30 games)

Fewest Points

Game: 6 vs. Missouri State, Jan. 16, 1934 (Modern)
Season: 21 vs. Rockhurst, Jan. 10, 1946
Season: 1548 1966-67 (24 games)

Fewest Points Allowed

Game: 7 vs. Missouri, Jan. 16, 1934 (Modern)
Season: 25 vs. Northeastern State, Jan. 3, 1947
Season: 1432 1958-59 (24 games)

Largest Margin of Victory

89 vs. Baptist Bible, Dec. 16, 2017 (120-31)

Largest Margin of Defeat

55 vs. Kansas, Dec. 18, 1995 (103-48)

Highest Scoring Average

83.8 1963-64 (20 games)

Most Field Goals Made

Game: 49 vs. MidAmerica Nazarene, Nov. 28, 1987
Season: 954 1971-72 (30 games)

Fewest Field Goals Made

Game: 13 vs. Colorado Mines, Nov. 11, 2005
Season: 575 1958-59 (24 games)

Most Field Goal Attempts

Game: 88 vs. Bemidji State, Nov. 22, 2003
Season: 2102 1971-72 (30 games)

Fewest Field Goal Attempts

Game: 38 vs. St. Mary's, Dec. 17, 2005
Season: 1417 1983-84 (26 games)

Highest Field Goal Percentage

Game: .776 vs. SBU, Nov. 28, 1984 (38-49)
Season: .492 1998 (831-of-1690)

Lowest Field Goal Percentage

Game: .222 at Tarleton State, Nov. 12, 2012 (12-54)
Season: .372 1980 (827-of-2086)

Most 3-Point Field Goals Made

Game: 16 vs. Central Oklahoma, Jan. 17, 2019
Season: 255 2019 (30 games)

Fewest 3-Point Field Goals Made

Season: 89 1991 (26 games)

Most 3-Point Field Goal Attempts

Game: 39 vs. Bemidji State, Nov. 22, 2003
Season: 736 2019 (30 games)

Fewest 3-Point Field Goal Attempts

Season: 229 1991 (26 games)

Highest 3-Point Field Goal Percentage

Game: 1.000 vs. Missouri Western, Feb. 10, 1990 (4-4)
Season: .409 1986-87 (101-of-247)

Lowest 3-Point Field Goal Percentage

Season: .307 2006 (155-of-505)

Most Free Throws Made

Game: 41 vs. Southwest Baptist, Feb. 19, 2005
Season: 672 2005 (30 games)

Fewest Free Throws Made

Game: 0 vs. Emporia State, Mar. 3, 1986
Season: 226 1975 (25 games)

Most Free Throw Attempts

Game: 55 vs. Central Arkansas, Nov. 21, 1998
Season: 930 2005 (30 games)

Fewest Free Throw Attempts

Game: 0 vs. Emporia State, Mar. 3, 1986
Season: 321 1974 (21 games)

Highest Free Throw Percentage

Game: 1.000 vs. Missouri S&T, Feb. 16, 1991 (23-23)
Season: .765 1988 (384-of-502)

Lowest Free Throw Percentage

Game: .000 vs. Harding, Nov. 30, 1989 (0-2)
Season: .616 1957-58 (417-of-677)

Most Rebounds

Game: 59 at Central Missouri, Dec. 29, 2008
Season: 1210 1972 (30 games)

Fewest Rebounds

Game: 16 vs. Washburn, Feb. 9, 1985
Season: 767 1980 (27 games)

Highest Rebounding Average

46.8 1975

Lowest Rebounding Average

28.4 1980

Most Assists

Game: 32 vs. Baptist Bible, Dec. 16, 2017
Season: 494 1997 (32 games)

Most Turnovers

Game: 33 vs. Kansas, Dec. 18, 1995
Season: 492 2012 (31 games)

Most Steals

Game: 21 vs. Ottawa, Dec. 19, 1996
Season: 298 1997 (32 games)

Most Blocked Shots

Game: 9 four times, most recently vs. Avila, Dec. 4, 2006
Season: 159 2003 (28 games)

Individual Game Records

Most Points

48 Jim Chroust
vs. College of Emporia, Mar. 2, 1966

Most Rebounds

23 Jim Chroust
vs. Nebraska-Omaha, Jan. 15, 1966
Deshaun English II
vs. Lincoln, Nov. 28, 2022

Most Field Goals Attempted

32 Bob Williams
vs. Fort Hays State, Feb. 23, 1974
Jason Taylor
vs. Bemidji State, Nov. 22, 2003

Most Field Goals Made

18 Jim Chroust
vs. Lincoln, Feb. 8, 1966

Highest Field Goal Percentage

1.000 Doug Gillispie
vs. Drury, Dec. 9, 1996 (11-11)

Most 3-Point Field Goals Attempted

18 Eddie Jackson
vs. St. Mary's, Nov. 18, 2004

Most 3-Point Field Goals Made

10 Eddie Jackson
vs. Missouri Southern, Feb. 23, 2005

Highest 3-Point FG Percentage (five or more)

1.000 Brandon Pate
vs. Washburn, Feb. 10, 2001 (5-5)

Most Free Throws Attempted

22 Bruce Palmer
vs. Northwest Missouri, Dec. 11, 1954

Most Free Throws Made

21 Bruce Palmer
vs. Northwest Missouri, Dec. 11, 1954

Highest Free Throw Percentage (14 or more)

1.000 Bruce Palmer
vs. Northeastern State, Nov. 21, 1955 (16-16)
Marc Eddington
vs. Northwest Mo., Feb. 27, 1996 (14-14)

Most Assists

12 Javis Flynn
vs. Emporia State, Jan. 14, 2015

Most Turnovers

12 Michael Lemons
vs. Fort Hays State, Dec. 5, 1992

Most Blocked Shots

6 two times, most recently by:
Jamey Richardson
vs. Emporia State, March 1, 2003

Most Steals

8 two times, most recently by:
Pancho Conley
vs. Tabor, Dec. 9, 1995



Eddie Jackson set a PSU record by making 10 3-point field goals in a game against MSSU on Feb. 23, 2005.

ALL-TIME RECORDS

Career Scoring (Since 1923)

	G	Pts
1. Calvin Kinzer, 1972-75	102	1833
2. Eddie Jackson, 2004-06	86	1722
3. Jim Chroust, 1963-66	96	1587
4. Tony Fleming, 1987-90	108	1515
5. Dan Stanley, 1999-2002	115	1507
6. Oscar Gonzalez, 1996-99	119	1482
7. Greg Wolf, 1977-80	104	1434
8. Jeff Greene, 1988-89	56	1292
9. Bruce Palmer, 1953-56	96	1217
10. Josiah Gustafson, 2014-17	90	1150
11. Clinton Brown, 1948-51	96	1134
12. Cedric Brooks, 2002-03	55	1120
13. JaVon McGee, 2010-13	108	1113
14. Carlos Taylor, 2006-09	105	1104
15. Spencer Magana, 2007-10	108	1101
16. Marc Eddington, 1996-97	60	1090
17. Doug Gillispie, 1996-99	114	1085
18. Bob Williams, 1972-75	80	1053
19. Doug Dodge, 1969-71	71	1052
20. Grant Lozoya, 2018-19	59	1050

Season Scoring (Since 1923)

	G	Pts
1. Jeff Greene, 1988	29	716
2. Jim Chroust, 1966	28	688
3. Gene Daniels, 1979	29	681
4. Grant Lozoya, 2019	30	672
5. Jeff Guiot, 1986	29	624
6. Eddie Jackson, 2005	29	611
7. Greg Wolf, 1980	27	593
8. Donovan Franklin, 2019	30	591
9. Cedric Brooks, 2003	28	583
10. Jeff Greene, 1989	27	576
11. Eddie Jackson, 2004	29	574
11. Tony McCoy, 1985	31	574
13. Marc Eddington, 1997	32	551
14. Scottie Fields, 1990	27	550
15. Calvin Kinzer, 1973	27	543
16. Marc Eddington, 1996	28	539
17. Cedric Brooks, 2002	27	537
17. Eddie Jackson, 2006	28	537
17. Xavier Adams, 2018	30	537
20. Brandon Pate, 2000	29	520

Career Highest Scoring Average

(Since 1923, min. 35 games)	G	Pts	Avg
1. Jeff Greene, 1988-89	56	1292	23.1
2. Cedric Brooks, 2002-03	55	1120	20.4
3. Eddie Jackson, 2004-06	86	1722	20.0
4. Donovan Franklin, 2018-19	54	1021	18.9
5. Jeff Guiot, 1985-86	48	893	18.6
6. Tony McCoy, 1984-85	57	1045	18.3
7. Marc Eddington, 1996-97	60	1090	18.2
8. Scottie Fields, 1990-91	53	959	18.1
9. Calvin Kinzer, 1972-75	102	1833	18.0
10. Grant Lozoya, 2018-19	59	1050	17.8

Season Highest Scoring Average

(Since 1923, min. 20 games)	G	Pts	Avg
1. Jeff Greene, 1988	29	716	24.7
2. Jim Chroust, 1966	28	688	24.6
3. Gene Daniels, 1979	29	681	23.5
4. Grant Lozoya, 2019	30	672	22.4
5. Greg Wolf, 1980	27	593	22.0
6. Jeff Guiot, 1986	29	624	21.5
7. Jeff Greene, 1989	27	576	21.3
8. Donovan Franklin, 2019	28	591	21.1
9. Eddie Jackson, 2005	29	611	21.07
10. Cedric Brooks, 2003	28	583	20.8

Career Rebounds (From 1957)

	G	Reb
1. Jim Chroust, 1963-66	96	1036
2. Calvin Kinzer, 1972-75	102	768
3. JaVon McGee, 2010-13	108	716
4. Don Diggs, 1966-69	94	680
5. Bernie Onelio, 1958-60	78	669
6. Doug Gillispie, 1996-99	114	652
7. Dan Stanley, 1999-2002	115	633
8. Max Ruark, 1999-2002	109	613
9. Fred Harder, 1958-60	76	590
10. Lonnie McThompson, 1985-88	94	578

Season Rebounds (From 1957)

	G	Reb
1. Jim Chroust, 1966	28	318
2. Henry Heidebreicht, 1962	25	301
3. Tony McCoy, 1985	31	294
4. Jamey Richardson, 2003	28	290
5. Bernie Onelio, 1960	26	289
6. Cory Abercrombie, 2008	28	285
7. Don Diggs, 1968	26	282
8. Jim Chroust, 1965	25	277
Andra Bailey, 2012	31	277
10. Jamey Richardson, 2004	28	268

Career Highest Rebound Average

(From 1957, min. 35 games)	G	Reb	Avg
1. Jim Chroust, 1963-66	96	1036	10.8
2. Jamey Richardson, 2003-04	56	558	10.0
3. Bernie Onelio, 1958-60	78	669	8.6
Andra Bailey, 2010-2012	56	482	8.6
5. Dave Niegesch, 1965-67	59	491	8.3

Season Highest Rebound Average

(From 1957, min. 20 games)	G	Reb	Avg
1. Jim Chroust, 1964	20	250	12.5
2. Henry Heidebreicht, 1962	25	301	12.0
3. Jim Chroust, 1966	28	318	11.4
4. Bernie Onelio, 1960	26	289	11.12
5. Jim Chroust, 1965	25	277	11.08

Career Assists (From 1978)

	G	Ast
1. Oscar Gonzalez, 1996-99	119	592
2. Tony Fleming, 1987-90	108	425
3. T.J. Roberts, 1995-98	115	404
4. Javis Flynn, 2015-16	61	299
5. Greg Campbell, 2001-05	103	288
6. Brandon Pate, 2000-01	59	287
7. Dan Stanley, 1999-2002	115	282
8. Mark Johnson, 1992-93	54	265
9. Tony McCoy, 1984-85	57	248
10. Quentin Hardriet Jr., 2021-23	67	238

Season Assists (From 1978)

	G	Ast
1. Oscar Gonzalez, 1999	29	181
2. Tony McCoy, 1985	31	160
Javis Flynn, 2015	32	160
4. Oscar Gonzalez, 1998	30	158
5. Brandon Pate, 2001	30	149
6. Oscar Gonzalez, 1997	32	147
7. Mark Johnson, 1992	29	141
8. Javis Flynn, 2016	29	139
9. Brandon Pate, 2000	29	138
10. Quentin Hardriet Jr., 2023	28	134

Career Highest Assist Average

(From 1978, min. 35 games)	G	Ast	Avg
1. Oscar Gonzalez, 1996-99	119	592	4.97
2. Mark Johnson, 1992-93	54	265	4.91
3. Javis Flynn, 2015-16	61	299	4.90
4. Brandon Pate, 2000-01	59	287	4.86
5. Tony McCoy, 1984-85	57	248	4.35

Season Highest Assist Average

(From 1978, min. 20 games)	G	Ast	Avg
1. Oscar Gonzalez, 1999	29	181	6.24
2. Oscar Gonzalez, 1998	30	158	5.27
3. Tony McCoy, 1985	31	160	5.16
4. Javis Flynn, 2015	32	160	5.00
5. Brandon Pate, 2001	30	149	4.97

Career Steals (From 1984 †)

	G	Stl
1. Tony Fleming, 1987-90	108	225
2. Oscar Gonzalez, 1996-99	119	190
3. Javis Flynn, 2015-16	61	136
4. T.J. Roberts, 1995-98	115	135
5. Dan Stanley, 1999-2002	115	127
6. Cedric Brooks, 2002-03	55	126
7. JaVon McGee, 2010-13	108	120
8. Max Ruark, 1999-2002	109	118
9. Brandon Pate, 2000-01	59	117
10. Brian Comstock, 1993-95	53	103

† No steals recorded in 1985 season

Season Steals (From 1984)

	G	Stl
1. Jeff Guiot, 1986	29	83
2. Javis Flynn, 2015	32	76
3. Cedric Brooks, 2003	28	75
4. Tony Fleming, 1988	27	66
5. Brandon Pate, 2001	30	62
6. Tony McCoy, 1984	26	61
7. Javis Flynn, 2016	29	60
8. Tony Fleming, 1990	27	55
Marky Nolen, 2013	26	55
Brandon Pate, 2000	29	55

Career Highest Steal Average

(From 1978, min. 35 games)	G	Stl	Avg
1. Cedric Brooks, 2002-03	55	126	2.29
2. Javis Flynn, 2015-16	61	136	2.23
3. Tony Fleming, 1987-90	108	225	2.08
4. Brandon Pate, 2000-01	59	117	1.98
5. Brian Comstock, 1994-95	53	103	1.94

Season Highest Steal Average

(From 1978, min. 20 games)	G	Stl	Avg
1. Jeff Guiot, 1986	29	83	2.86
2. Cedric Brooks, 2003	28	75	2.68
3. Tony Fleming, 1988	27	66	2.44
4. Javis Flynn, 2015	32	76	2.38
5. Tony McCoy, 1984	26	61	2.34

Career Blocks (From 1986)

	G	Blk
1. Jamey Richardson, 2003-04	56	143
2. Jai Pradia, 2001-02	57	110
3. Ed Morris, 2006-07	59	89
4. Christian Edmondson, 2017-20	96	84
5. Doug Gillispie, 1996-99	114	75

Season Blocks (From 1986)

	G	Blk
1. Jamey Richardson, 2004	28	77
2. Jamey Richardson, 2003	28	66
3. Jai Pradia, 2001	30	59
4. Ed Morris, 2006	28	57
5. Jai Pradia, 2002	27	51

Career Games (Since 1923)

	G
1. Oscar Gonzalez, 1996-99	119
2. T.J. Roberts, 1995-98	115
Dan Stanley, 1999-2002	115
4. Doug Gillespie, 1996-99	114
5. Homer Cole, 1946-50 †	110
6. Max Ruark, 1999-2002	109
Tommy Vosseler, 2002-05	109
8. Tony Fleming, 1987-90	108
Spencer Magana, 2007-10	108
JaVon McGee, 2010-13	108

† Cole played for five seasons because of WWII



ALL-TIME RECORDS

Season Games (Since 1923)	G
1. Marc Eddington, 1997	32
1. Oscar Gonzalez, 1997	32
1. T.J. Roberts, 1997	32
1. Alex Salazar, 1997	32
1. Corey Shelby, 1997	32
1. Javier Velazquez, 1997	32
1. Javis Flynn, 2015	32
1. Josiah Gustafson, 2015	32
1. Denton Hays, 2015	32
1. Dakota Jones, 2015	32

Career Personal Fouls (Since 1923)	PF
1. Bruce Palmer, 1953-56	365
2. Jim Chroust, 1963-66	354
3. Fred Harder, 1957-60	347
4. Doug Gillispie, 1996-99	316
5. Homer Cole, 1946-50 †	296
6. Clinton Brown, 1948-51	283
7. Bob Williams, 1972-75	264
8. Bernie Onelio, 1957-60	256
9. Denton Hays, 2013-16	251
10. Don Diggs, 1966-69	247

† Cole played for five seasons because of WWII

Season Personal Fouls (Since 1923)	PF
1. Jake Bullard, 2014	110
2. Charles Gardner, 1972	109
3. Javier Velazquez, 1997	106
4. Ed Nealy, 1956	103
5. Jim Chroust, 1966	102
Lonnie McThompson, 1988	102
Vince Samuels, 1989	102
Andra Bailey, 2012	102
Marky Nolen, 2012	102
10. Wes Thornton, 2004	100
10. Bruce Palmer, 1956	100
10. Fred Harder, 1960	100

Career Field Goals Made (Since 1923)	FGM
1. Calvin Kinzer, 1972-75	768
2. Jim Chroust, 1963-66	575
3. Greg Wolf, 1977-80	571
4. Dan Stanley, 1999-2002	560
5. Tony Fleming, 1987-90	551
6. Eddie Jackson, 2004-06	548
7. Jeff Greene, 1988-89	518
8. Bob Williams, 1972-75	460
9. Clinton Brown, 1948-50	440
10. JaVon McGee, 2010-13	422

Season Field Goal Made (Since 1923)	FGM
1. Jeff Greene, 1988	288
2. Gene Daniels, 1979	269
3. Jeff Guiot, 1986	257
4. Jim Chroust, 1966	239
4. Greg Wolf, 1980	239
6. Calvin Kinzer, 1973	230
6. Jeff Greene, 1989	230
8. Grant Lozoya, 2019	225

Career Field Goal Attempts (From 1957)	FGA
1. Calvin Kinzer, 1972-75	1496
2. Eddie Jackson, 2004-06	1365
3. Tony Fleming, 1987-90	1262
4. Greg Wolf, 1977-80	1190
5. Dan Stanley, 1999-2002	1094

Season Field Goals Attempts (From 1957)	FGA
1. Gene Daniels, 1979	559
2. Jeff Greene, 1988	537
3. Jeff Guiot, 1986	502
4. Don Meadows, 1965	485
5. Greg Wolf, 1980	483

Career Field Goal Pct. (Min. 500 att., from 1957)	FGM-FGA	Pct.
1. Doug Gillispie, 1996-99	372-576	.646
2. Cory Abercrombie, 2007-08	373-643	.580
3. Calvin Jones, 1979-80	316-548	.576
4. Max Ruark, 1999-2002	284-503	.565
5. Jim Chroust, 1963-66	575-1045	.550

Season Field Goal Pct. (Min. 175 att., from 1957)	FGM-FGA	Pct.
1. Doug Gillispie, 1999	118-189	.624
2. Doug Gillispie, 1998	123-203	.6059
3. Darrell Colbert, 1993	175-289	.6055
4. Cory Abercrombie, 2008	197-336	.586
5. Dan Stanley, 1999	127-217	.585

Career 3-Point Field Goals Made (From 1987)	3ptM
1. Eddie Jackson, 2004-06	273
2. Oscar Gonzalez, 1996-99	272
3. Tony Fleming, 1987-90	197
4. Spencer Magana, 2007-10	178
5. Matt Sherrel, 1989-92	156
6. Mark Johnson, 1992-93	153
7. Carlos Taylor, 2006-09	153
8. Cedric Brooks, 2002-03	127
9. Josiah Gustafson, 2014-17	117
10. Corey Shelby, 1997-98	114

Season 3-Point Field Goals Made (From 1987)	3ptM
1. Eddie Jackson, 2005	115
2. Eddie Jackson, 2004	84
3. Mark Johnson, 1993	82
Oscar Gonzalez, 1998	82
5. Eddie Jackson, 2004	84
6. Mark Johnson, 1992	71
7. Oscar Gonzalez, 1999	70
Spencer Magana, 2010	70
R.J. Forney Jr., 2023	70
10. Kaleb Porter, 2013	68

Career 3-Point Field Goal Attempts (From 1987)	3ptA
1. Eddie Jackson, 2004-06	767
2. Oscar Gonzalez, 1996-99	725
3. Tony Fleming, 1987-90	509
4. Spencer Magana, 2007-10	485
5. Carlos Taylor, 2006-09	409
6. Cedric Brooks, 2002-03	408
7. Mark Johnson, 1992-93	358
8. Matt Sherrel, 1989-92	333
9. Brandon Pate, 2000-01	291
10. Josiah Gustafson, 2014-17	290

Season 3-Point Field Goals Attempts (From 1987)	3ptA
1. Eddie Jackson, 2005	274
2. Eddie Jackson, 2006	263
3. Eddie Jackson, 2004	230
4. Oscar Gonzalez, 1998	206
5. Cedric Brooks, 2002	205
6. Cedric Brooks, 2003	203
7. Oscar Gonzalez, 1999	195
8. Mark Johnson, 1993	191
9. Kaleb Porter, 2013	185
10. Spencer Magana, 2010	179

Career 3-Point FG Pct. (From 1987, min. 150 att.)	3M-3A	Pct.
1. Matt Sherrel, 1989-92	156-333	.468
2. Mark Johnson, 1992-93	153-358	.427
3. Michael Jones, 1999-2000	98-231	.4242
4. Matt Frazier, 1999-2000	75-177	.4237
5. Ryan Odaffer, 2001-05	105-252	.417

Season 3-Point FG Pct. (From 1987, min. 50 att.)	3M-3A	Pct.
1. Sam Pugh, 2014	43-83	.518
2. Matt Sherrel, 1991	37-76	.487
3. Matt Sherrel, 1992	48-100	.480
4. Dakota Jones, 2018	33-69	.478
5. Eric Ray, 2011	29-61	.475

Career Free Throws Made (Since 1923)	FTM
1. Bruce Palmer, 1957-60	569
2. Jim Chroust, 1963-66	451
3. Oscar Gonzalez, 1996-99	404
4. Eddie Jackson, 2004-06	353
5. Doug Gillispie, 1996-99	341
6. Dan Stanley, 1999-2002	318
7. Calvin Kinzer, 1972-75	297
8. Greg Wolf, 1977-80	292
9. Fred Harder, 1957-60	289
10. Daniel Blair, 2005-07	272
Donovan Franklin, 2018-19	272

Season Free Throws Made (Since 1923)	FTM
1. Jim Chroust, 1966	212
2. Bruce Palmer, 1956	211
3. Bruce Palmer, 1955	170
4. Xavier Adams, 2018	163
5. Grant Lozoya, 2019	160
6. Oscar Gonzalez, 1998	150
7. Lee Crawley, 1966	147
8. Ed Nealy, 1957	143
Gene Daniels, 1979	143
Donovan Franklin, 2019	143

Career Free Throw Attempts (Since 1957)	FTA
1. Bruce Palmer, 1953-56	736
2. Jim Chroust, 1963-66	608
3. Doug Gillispie, 1996-99	560
4. Eddie Jackson, 2004-06	497
5. Oscar Gonzalez, 1996-99	496
6. Dan Stanley, 1999-2002	491
7. Lee Olmstead, 1951-54	439
8. JaVon McGee, 2010-2013	422
9. Calvin Kinzer, 1972-75	396
10. Don Diggs, 1966-69	384

Season Free Throw Attempts (Since 1957)	FTA
1. Jim Chroust, 1966	278
2. Bruce Palmer, 1956	265
3. Xavier Adams, 2018	237
4. Gene Daniels, 1979	227
5. Doug Gillispie, 1999	218
6. Bruce Palmer, 1955	204
7. Oscar Gonzalez, 1998	199
8. Ed Nealy, 1957	198
9. Tony McCoy, 1985	195
10. Rodney Grace, 2010	190

Career Free Throw Pct. (From 1923, min. 100 att.)	FTM-FTA	Pct.
1. Donovan Franklin, 2018-19	272-311	.875
2. Kyle Folkerts, 1983-84	122-142	.859
3. Jeff Guiot, 1985-86	141-165	.855
4. Josiah Gustafson, 2014-17	271-321	.8442
5. Ryan Odaffer, 2001-05	92-109	.8440

Season Free Throw Pct. (From 1923, min. 45 att.)	FTM-FTA	Pct.
1. Norman Jeffery, 1947	58-59	.983
2. Michael Jones, 2000	76-84	.905
3. Jeff Guiot, 1986	110-122	.902
4. Josiah Gustafson, 2016	92-104	.885
5. Kyle Folkerts, 1984	73-83	.880



ALL-TIME SCORES

1908-09

Head Coach: Albert McLeland
Record: 4-0

Date	Opponent	Site	Score
12/19	at Erie HS	Erie, Kan.	W, 16-15
1/15	Pittsburg HS	Pittsburg	W, 19-15
1/22	at Fort Scott HS	Fort Scott, Kan.	W, 32-31
2/5	Erie HS	Pittsburg	W, 33-18



John Fuhrer
1910-14 (5 Yrs)
21 wins, 20 losses (.512)

Conference Titles (0)

1909-10

Head Coach: John Fuhrer
Record: 4-6

Date	Opponent	Site	Score
1/13	Marionville	Pittsburg	L, 22-35
1/21	Fort Scott HS	Pittsburg	W, 50-29
1/25	Fort Scott YMCA	Pittsburg	W, 37-35
1/28	Pittsburg HS	Pittsburg	W, 31-22
2/1	at Drury	Springfield, Mo.	L, 24-26
2/2	at Marionville	Marionville, Mo.	L, 26-50
2/21	Southwestern	Pittsburg	L, 24-78
2/26	Missouri State	Pittsburg	L, 33-39
2/28	Pittsburg HS	Pittsburg	L, 23-26
3/8	Pittsburg HS	Pittsburg	W, 30-18

1910-11

Head Coach: John Fuhrer
Record: 5-4

Date	Opponent	Site	Score
1/31	Pittsburg YMCA	Pittsburg	W, 43-37
2/1	Alma Athletic Club	Pittsburg	W, 62-27
2/7	Weir HS	Pittsburg	W, 50-18
2/8	Weir HS	Pittsburg	W, 41-20
2/25	Missouri State	Pittsburg	L, 21-30
2/27	at Missouri State	Springfield, Mo.	L, 21-23
2/28	at Marionville	Marionville, Mo.	L, 13-68
3/1	at Marionville	Marionville, Mo.	L, 36-42
3/9	Mulberry HS	Pittsburg	W, 39-25

1911-12

Head Coach: John Fuhrer
Record: 4-6

Date	Opponent	Site	Score
12/22	at Jasper Co. Ath. Club	Webb City, Mo.	L, 26-63
12/22	at Jasper Co. Ath. Club	Webb City, Mo.	L, 10-68
12/23	at Carthage YMCA	Carthage, Mo.	L, 36-50
1/11	Alba	Pittsburg	W, 56-10
1/18	Weir HS	Pittsburg	W, 41-11
1/19	Weir HS	Pittsburg	W, 50-18
1/25	Erie HS	Pittsburg	W, 60-11
2/8	at Drury	Springfield, Mo.	L, 21-40
2/9	at Drury	Springfield, Mo.	L, 27-38
2/10	at Marionville	Marionville, Mo.	L, 24-62

1912-13

Head Coach: John Fuhrer
Record: 4-4

Date	Opponent	Site	Score
1/14	Mindenmines HS	Pittsburg	W, 75-14
1/23	Mulberry HS	Pittsburg	W, 35-15
2/4	Monmouth	Pittsburg	W, 80-12
2/11	at Drury	Springfield, Mo.	L, 26-44
2/12	at Drury	Springfield, Mo.	L, 22-57
2/21	Marionville	Pittsburg	W, 36-33
2/28	Ottawa	Pittsburg	L, 37-42
3/1	Ottawa	Pittsburg	L, 30-54

1913-14

Head Coach: John Fuhrer
Record: 4-0

Date	Opponent	Site	Score
2/9	at Fort Scott HS	Fort Scott, Kan.	W, 35- 29
2/10	at Fort Scott HS	Fort Scott, Kan.	W, 44- 26
2/17	Pittsburg HS Alumni	Pittsburg	W, 46- 41
2/26	Kansas Mines	Pittsburg	W, 68- 21

1914-15

No intercollegiate team fielded



R.O. Courtright
1916-19 (4 Yrs)
21 wins, 40 losses (.344)

Conference Titles (0)

1915-16

Head Coach: R.O. Courtright
Record: 1-10

Date	Opponent	Site	Score
1/6	Pittsburg YMCA	Pittsburg	L, 28-32
1/13	at Missouri State	Springfield, Mo.	Lost
1/14	at Missouri State	Springfield, Mo.	Lost
1/15	at Drury	Springfield, Mo.	Lost
2/2	Kansas Mines	Pittsburg	W, 32-26
2/15	at Kansas Mines	Weir, Kan.	L, 30-37
2/7	at Southwestern	Winfield, Kan.	L, 27-44
2/21	at Central Oklahoma	Edmond, Okla.	L, 30-68
2/22	at Central Oklahoma	Edmond, Okla.	L, 30-39
2/23	at Chillico Indians	Oklahoma City	L, 27-55
3/3	at Baker	Baldwin City, Kan.	Lost

1916-17

Head Coach: R.O. Courtright
Record: 8-10

Date	Opponent	Site	Score
1/9	Pittsburg YMCA	Pittsburg	W, 29-25
1/12	Missouri State	Pittsburg	L, 26-42
1/13	Missouri State	Pittsburg	L, 21-44
1/23	Fort Hays State	Pittsburg	L, 26-47
1/24	Fort Hays State	Pittsburg	L, 28-43
2/2	Emporia State	Pittsburg	L, 24-48
2/6	at Pittsburg YMCA	Pittsburg	W, 59-39
2/9	at Central Missouri	Warrensburg, Mo.	L, 29-53
2/10	at Central Missouri	Warrensburg, Mo.	L, 30-53
2/16	Central Oklahoma	Pittsburg	W, 55-24
2/17	Central Oklahoma	Pittsburg	W, 42-33
2/22	at Ottawa	Ottawa, Kan.	W, 40-30
2/23	at Baker	Baldwin City, Kan.	W, 36-17
2/24	at St. Marys	St. Marys, Kan.	W, 36-33
2/26	at Haskell Indian Nations	Lawrence, Kan.	L, 28-31
2/28	Baker	Pittsburg	W, 48-31
3/7	Central Missouri	Pittsburg	L, 40-51
3/8	Central Missouri	Pittsburg	L, 26-30

1917-18

Head Coach: R.O. Courtright
Record: 3-14

Date	Opponent	Site	Score
1/4	Army Battery C&D	Pittsburg	L, 21-27
1/5	Army Battery C&D	Pittsburg	W, 47-24
1/8	at Central Missouri	Warrensburg, Mo.	L, 12-28
1/9	at Central Missouri	Warrensburg, Mo.	L, 14-47
1/10	at Rockhurst	Kansas City, Mo.	W, 31-28
1/25	at Missouri State	Springfield, Mo.	L, 9-50
1/26	at Missouri State	Springfield, Mo.	L, 26-50
2/15	Baker	Pittsburg	L, 31-45
2/16	Baker	Pittsburg	L, 12-51
2/19	Benedictine	Pittsburg	L, 20-29
2/20	Benedictine	Pittsburg	W, 26-21
2/27	at Ottawa	Ottawa, Kan.	L, 24-78
2/28	at Ottawa	Ottawa, Kan.	L, 20-50
3/1	at Baker	Baldwin City, Kan.	L, 16-46
3/2	at St. Marys	St. Marys, Kan.	L, 21-42
3/11	Central Missouri	Pittsburg	L, 28-46
3/12	Central Missouri	Pittsburg	L, 19-36

1918-19

Head Coach: R.O. Courtright
Record: 9-6

Date	Opponent	Site	Score
1/13	at Ottawa	Ottawa, Kan.	L, 17-48
1/14	at Baker	Baldwin City, Kan.	L, 16-44
1/15	at Haskell Indian Nations	Lawrence, Kan.	L, 22-37
1/22	All-Service	Pittsburg	W, 46-19
1/31	Erie HS	Pittsburg	W, 53-11
2/4	Mulberry HS	Pittsburg	L, 19-23
2/7	at Missouri State	Springfield, Mo.	W, 56-27
2/8	at Missouri State	Springfield, Mo.	W, 66-30
2/13	Benedictine	Pittsburg	W, 36-22
2/14	Benedictine	Pittsburg	W, 24-19
2/21	Missouri State	Pittsburg	W, 65-44
2/22	Missouri State	Pittsburg	W, 59-33
3/7	at Central Missouri	Warrensburg, Mo.	L, 30-41
3/8	at Central Missouri	Warrensburg, Mo.	L, 29-51
3/12	Haskell Indian Nations	Pittsburg	W, 47-30



Garfield Weede
1920-22 (3 Yrs)
31 wins, 32 losses (.492)

Conference Titles (0)

1919-20

Head Coach: Garfield Weede
Record: 2-12

Date	Opponent	Site	Score
1/9	at Missouri State	Springfield, Mo.	L, 24-46
1/10	at Missouri State	Springfield, Mo.	L, 22-28
1/15	Missouri State	Pittsburg	W, 30-28
1/16	Missouri State	Pittsburg	L, 30-31
1/20	at Baker	Baldwin City, Kan.	L, 17-23
1/21	at Ottawa	Ottawa, Kan.	L, 29-42
1/23	at Emporia State	Emporia, Kan.	L, 18-20
1/24	College of Emporia	Emporia, Kan.	W, 34-28
2/17	at St. Marys	St. Marys, Kan.	L, 23-29
2/18	at St. Marys	St. Marys, Kan.	L, 21-32
2/19	at Washburn	Topeka, Kan.	L, 21-48
2/20	at Washburn	Topeka, Kan.	L, 31-37
2/26	Haskell Indian Nations	Pittsburg	L, 17-37
2/27	Haskell Indian Nations	Pittsburg	L, 14-22

1920-21

Head Coach: Garfield Weede
Record: 20-8, 8-8 KIAC

Date	Opponent	Site	Score
12/17	at Mulberry Town Team	Mulberry, Kan.	W, 21-15
12/20	at St. Joseph-Hillyards	St. Joseph, Mo.	W, 33-23
12/21	at Atchison Am. Legion	Atchison, Kan.	W, 34-14
1/4	at Missouri State	Springfield, Mo.	W, 46-24
1/5	at Missouri State	Springfield, Mo.	W, 31-18
1/6	at Drury	Springfield, Mo.	W, 35-21
1/9	Mulberry Town Team	Pittsburg	W, 28-13
1/10	Mulberry Town Team	Pittsburg	W, 47-9
1/13	Drury	Pittsburg	W, 40-18
1/17	at Wichita State *	Wichita, Kan.	L, 26-33
1/18	at Southwestern *	Winfield, Kan.	L, 28-45
1/19	at Friends	Wichita, Kan.	W, 45-18
1/24	Southwestern *	Pittsburg	W, 32-31
1/25	Southwestern *	Pittsburg	L, 8-36
1/31	at Ottawa *	Ottawa, Kan.	L, 33-41
2/1	at Baker *	Baldwin City, Kan.	L, 23-26
2/2	at College of Emporia *	Emporia, Kan.	L, 32-39
2/3	at Emporia State *	Emporia, Kan.	L, 25-31
2/14	Baker *	Pittsburg	W, 46-21
2/15	Baker *	Pittsburg	W, 44-16
2/23	Haskell Indian Nations	Pittsburg	W, 42-27
2/24	Haskell Indian Nations	Pittsburg	W, 26-10
3/1	at Washburn *	Topeka, Kan.	L, 27-31
3/2	at St. Marys *	St. Marys, Kan.	W, 29-17
3/3	at St. Marys *	St. Marys, Kan.	W, 38-10
3/5	at Benedictine *	Atchison, Kan.	W, 31-15
3/7	Washburn *	Pittsburg	W, 24-19
3/8	Washburn *	Pittsburg	W, 27-17

* Kansas Intercollegiate

1921-22

Head Coach: Garfield Weede
Record: 9-12, 5-12 KIAC

Date	Opponent	Site	Score
1/2	at Carthage YMCA	Carthage, Mo.	W, 36-27
1/10	at Southwestern *	Winfield, Kan.	L, 21-42
1/11	at Sterling *	Sterling, Kan.	W, 38-32
1/12	at McPherson *	McPherson, Kan.	L, 15-27
1/13	at Bethany *	Lindsborg, Kan.	L, 12-24
1/23	at Emporia State *	Emporia, Kan.	L, 25-37
1/24	at College of Emporia *	Emporia, Kan.	L, 20-34
1/25	at Haskell Indian Nations	Lawrence, Kan.	W, 21-11
1/26	at Ottawa *	Ottawa, Kan.	L, 26-28
2/3	Ottawa *	Pittsburg	L, 36-41
2/4	Ottawa *	Pittsburg	W, 39-31
2/9	Haskell Indian Nations	Pittsburg	W, 32-18
2/11	Haskell Indian Nations	Pittsburg	W, 41-18
2/14	at Washburn *	Topeka, Kan.	L, 17-38
2/15	at St. Marys *	St. Marys, Kan.	W, 27-19
2/16	at St. Marys *	St. Marys, Kan.	W, 41-23
2/17	at Baker *	Baldwin City, Kan.	W, 33-21
2/22	Wichita State *	Wichita, Kan.	L, 23-28
2/23	Wichita State *	Pittsburg	L, 22-35
3/2	College of Emporia *	Pittsburg	L, 26-31
3/3	College of Emporia *	Pittsburg	L, 20-22

* Kansas Intercollegiate



ALL-TIME SCORES



John Lance
1923-34, '36-63 (40 Yrs)
582 wins, 323 losses (.643)

Conference Titles (15)
National Tournament Appearances (8)

1922-23

Head Coach: John Lance
Record: 15-9

Date	Opponent	Site	Score
1/8	Southwestern *	Pittsburg	L, 13-25
1/9	Southwestern *	Pittsburg	L, 17-27
1/16	Southwestern Oklahoma	Pittsburg	W, 20-15
1/17	Southwestern Oklahoma	Pittsburg	L, 16-40
1/19	at St. John's, Kan.	Winfield, Kan.	W, 23-21
1/20	at Southwestern *	Winfield, Kan.	W, 38-26
1/26	at Benedictine	Atchison, Kan.	W, 36-17
1/27	at Washburn *	Topeka, Kan.	W, 23-21
1/29	at Emporia State *	Emporia, Kan.	W, 33-26
1/30	at College of Emporia *	Emporia, Kan.	L, 22-27
2/5	Baker *	Pittsburg	W, 27-21
2/6	Baker *	Pittsburg	W, 20-18
2/9	Haskell Indian Nations	Pittsburg	W, 29-16
2/10	Haskell Indian Nations	Pittsburg	L, 15-19
2/16	at Haskell Indian Nations	Lawrence, Kan.	L, 24-25
2/17	at Baker *	Baldwin City, Kan.	W, 29-9
2/18	at Ottawa *	Ottawa, Kan.	W, 34-17
2/19	at St. Marys *	St. Marys, Kan.	W, 31-18
2/20	at St. Marys *	St. Marys, Kan.	W, 32-19
2/22	Ottawa *	Pittsburg	W, 17-14
2/26	Emporia State *	Pittsburg	L, 17-48
2/27	Emporia State *	Pittsburg	L, 25-30

AAU NATIONAL TOURNAMENT

3/13	vs. Los Angeles Ath. Club	Kansas City, Mo.	W, 32-28
3/14	vs. Two Harbors, Minn.	Kansas City, Mo.	L, 27-34

* Kansas Intercollegiate

1923-24

Head Coach: John Lance
Record: 10-10, 7-8 KIAC

Date	Opponent	Site	Score
1/11	Ottawa *	Pittsburg	W, 25-21
1/12	Ottawa *	Pittsburg, Kan.	L, 11-26
1/22	at K.C. Athletic Club	Kansas City, Mo.	L, 13-21
1/28	College of Emporia *	Pittsburg	L, 23-31
1/29	College of Emporia *	Pittsburg	L, 23-33
2/5	at Bethel *	N. Newton, Kan.	L, 25-35
2/6	at McPherson *	McPherson, Kan.	L, 24-25
2/7	at Kansas Wesleyan *	Salina, Kan.	W, 24-14
2/8	at Fort Hays State *	Hays, Kan.	W, 21-14
2/9	at Fort Hays State *	Hays, Kan.	W, 33-29
2/11	at St. Marys *	St. Marys, Kan.	W, 21-14
2/12	at St. Marys *	St. Marys, Kan.	L, 14-16
2/13	at St. Joseph-Hillyards	St. Joseph, Mo.	L, 8-61
2/14	at Benedictine	Atchison, Kan.	W, 53-12
2/22	at Ottawa *	Ottawa, Kan.	L, 20-24
2/23	at Emporia State *	Emporia, Kan.	L, 26-30
2/26	Haskell Indian Nations	Pittsburg	W, 24-21
2/27	Haskell Indian Nations	Pittsburg	W, 34-22
3/4	St. Marys *	Pittsburg	W, 37-28
3/5	St. Marys *	Pittsburg	W, 36-15

* Kansas Intercollegiate

1924-25

Head Coach: John Lance
Record: 14-2, 13-2 KIAC
KIAC Co-Champions

Date	Opponent	Site	Score
1/7	St. John's, Kan.	Pittsburg	W, 32-25
1/9	at St. Marys *	St. Marys, Kan.	W, 35-16
1/10	at St. Marys *	St. Marys, Kan.	W, 47-20
1/16	Ottawa *	Pittsburg	W, 26-16
1/17	Ottawa *	Pittsburg	W, 25-20
1/27	at Ottawa *	Ottawa, Kan.	W, 28-20
1/28	at Baker *	Baldwin City, Kan.	W, 37-18
2/2	McPherson *	Pittsburg	W, 42-16
2/3	McPherson *	Pittsburg	W, 51-24
2/12	Bethel *	Pittsburg	L, 22-45
2/13	Wichita State *	Pittsburg	L, 23-27
2/14	Wichita State *	Pittsburg	W, 23-19
2/23	at Emporia State *	Emporia, Kan.	W, 26-24
2/25	at College of Emporia *	Emporia, Kan.	W, 21-18
3/6	Friends *	Pittsburg	W, 28-24
3/7	Friends *	Pittsburg	W, 35-27

* Kansas Intercollegiate

1925-26

Head Coach: John Lance
Record: 19-4, 9-0 KIAC
KIAC Co-Champions
AAU National Tournament Qualifier

Date	Opponent	Site	Score
1/4	at Tulsa	Tulsa, Okla.	L, 27-31
1/5	at Oklahoma State	Stillwater, Okla.	L, 29-36
1/11	at St. John's	Winfield, Kan.	W, 35-22
1/12	at Southwestern *	Winfield, Kan.	W, 33-23
1/18	Ottawa *	Pittsburg	W, 31-11
1/23	Benedictine	Pittsburg	W, 65-24
1/27	Southwestern *	Pittsburg	W, 38-30
1/30	Emporia State *	Pittsburg	W, 35-30
2/3	Wichita State *	Pittsburg	W, 35-29
2/4	Wichita State *	Pittsburg	W, 35-27
2/8	College of Emporia *	Pittsburg	W, 48-21
2/9	College of Emporia *	Pittsburg	W, 28-22
2/13	at K.C. Athletic Club	Kansas City, Mo.	L, 24-27
2/15	at Benedictine	Atchison, Kan.	W, 29-10
2/16	at Ottawa *	Ottawa, Kan.	W, 19-17
2/22	Central Missouri	Pittsburg	W, 56-17
2/23	Central Missouri	Pittsburg	W, 48-12
2/25	Northwest Missouri	Pittsburg	W, 59-20
3/7	at Central Missouri	Warrensburg, Mo.	W, 57-28
3/8	at Central Missouri	Warrensburg, Mo.	W, 44-21

AAU NATIONAL TOURNAMENT

3/16	vs. Wichita State	Kansas City, Mo.	W, 37-34
3/17	vs. Washburn	Kansas City, Mo.	W, 29-21
3/18	vs. Emporia State	Kansas City, Mo.	L, 27-33

* Kansas Intercollegiate

1926-27

Head Coach: John Lance
Record: 16-2, 11-1 KIAC
KIAC Champions

Date	Opponent	Site	Score
1/3	Bethel *	Pittsburg	W, 33-19
1/5	at St. John's	Winfield, Kan.	W, 24-17
1/6	at Southwestern *	Winfield, Kan.	W, 25-16
1/9	at Oklahoma State	Stillwater, Okla.	W, 28-25
1/11	at Oklahoma State	Stillwater, Okla.	W, 33-30
1/15	Ottawa *	Pittsburg	W, 37-16
1/24	at Missouri State	Springfield, Mo.	W, 35-23
1/27	Bethany *	Pittsburg	W, 35-24
1/28	Bethany *	Pittsburg	W, 21-19
2/1	Wichita State *	Pittsburg	W, 37-24
2/7	at Wichita State *	Wichita, Kan.	L, 25-27
2/8	at Bethel *	North Newton, Kan.	W, 30-25
2/14	at Ottawa *	Ottawa, Kan.	W, 34-22
2/15	at Benedictine	Atchison, Kan.	W, 22-20
2/18	Fort Hays State *	Pittsburg	W, 28-20
2/19	Fort Hays State *	Pittsburg	W, 29-24
2/21	Missouri State	Pittsburg	L, 35-38
2/28	at College of Emporia *	Emporia, Kan.	W, 34-31

* Kansas Intercollegiate

1927-28

Head Coach: John Lance
Record: 16-5, 9-3 CICC
CICC Co-Champions

Date	Opponent	Site	Score
12/21	Northeastern State	Pittsburg	W, 50-17
12/22	Northeastern State	Pittsburg	W, 50-25
1/10	at Missouri State	Springfield, Mo.	L, 40-50
1/12	Washburn *	Pittsburg	W, 48-18
1/14	K.C. Athletic Club	Pittsburg	W, 45-14
1/18	Wichita State *	Pittsburg	L, 27-31
1/23	Missouri State	Pittsburg	W, 41-22
1/28	Southwestern *	Pittsburg	W, 39-23
1/30	at Emporia State *	Emporia, Kan.	L, 37-43
1/31	at College of Emporia *	Emporia, Kan.	W, 43-19
2/3	Fort Hays State *	Pittsburg	W, 49-17
2/10	at Wichita State *	Wichita, Kan.	W, 42-40
2/11	at Southwestern *	Winfield, Kan.	W, 33-23
2/17	at Washburn *	Topeka, Kan.	W, 43-26
2/18	at Fort Hays State *	Hays, Kan.	L, 21-22
2/22	Emporia State *	Pittsburg	W, 38-26
2/27	College of Emporia *	Pittsburg	W, 50-10

AAU NATIONAL TOURNAMENT

3/12	vs. Ameth DeMolay	Kansas City, Mo.	W, 50-21
3/13	vs. New Orleans Gymnasts	Kansas City, Mo.	W, 45-18
3/14	vs. Kansas City Life	Kansas City, Mo.	W, 37-36
3/15	vs. Sterling Milk	Kansas City, Mo.	L, 25-26

* Central Intercollegiate

1928-29

Head Coach: John Lance
Record: 13-10, 5-7 CIC

Date	Opponent	Site	Score
12/13	Ozark Wesleyan, Mo.	Pittsburg	W, 73-15
12/19	Northeastern State	Pittsburg	W, 52-21
12/20	Northeastern State	Pittsburg	W, 59-15
1/2	Drury	Pittsburg	W, 31-20
1/5	at Labette CC	Parsons, Kan.	W, 31-15
1/11	at Missouri State	Springfield, Mo.	L, 30-46
1/17	Southwestern *	Pittsburg	W, 38-35
1/19	Carey Salt	Pittsburg	W, 40-29
1/21	at Fort Hays State *	Hays, Kan.	L, 24-26
1/22	at Washburn *	Topeka, Kan.	L, 28-34
1/29	Wichita State *	Pittsburg	W, 32-26
1/31	Emporia State *	Pittsburg	L, 26-41
2/4	at Southwestern *	Winfield, Kan.	L, 30-34
2/5	at Wichita State *	Wichita, Kan.	L, 27-38
2/6	at Carey Salt	Hutchison, Kan.	W, 30-24
2/14	at College of Emporia *	Emporia, Kan.	W, 23-21
2/15	at Emporia State *	Emporia, Kan.	W, 26-24
2/19	Washburn *	Pittsburg	L, 19-28
2/23	Fort Hays State *	Pittsburg	L, 22-24
3/2	Missouri State	Pittsburg	L, 25-27
3/5	College of Emporia *	Pittsburg	W, 46-14
3/6	vs. Bethany	Winfield, Kan.	W, 33-28
3/7	vs. Wichita State	Winfield, Kan.	L, 25-27

* Central Intercollegiate

1929-30

Head Coach: John Lance
Record: 20-0, 12-0 CICC
CIC Champions

Date	Opponent	Site	Score
12/14	at Labette CC	Parsons, Kan.	W, 50-12
12/18	Oklahoma City	Pittsburg	W, 45-11
12/19	Oklahoma City	Pittsburg	W, 29-10
1/6	Arkansas	Pittsburg	W, 36-23
1/7	Arkansas	Pittsburg	W, 51-20
1/14	Washburn *	Pittsburg	W, 46-28
1/18	Fort Hays State *	Pittsburg	W, 23-16
1/21	College of Emporia *	Pittsburg	W, 37-9
1/23	Missouri State	Pittsburg	W, 34-23
1/27	at Southwestern *	Winfield, Kan.	W, 29-24
1/28	at Wichita State *	Wichita, Kan.	W, 55-46
1/29	at Carey Salt	Hutchison, Kan.	W, 44-29
2/3	at Fort Hays State *	Hays, Kan.	W, 33-17
2/4	at Washburn *	Topeka, Kan.	W, 50-21
2/8	Southwestern *	Pittsburg	W, 26-25
2/14	Wichita State *	Pittsburg	W, 44-36
2/18	Emporia State *	Pittsburg	W, 30-24
2/22	Drury	Pittsburg	W, 47-22
2/27	at College of Emporia *	Emporia, Kan.	W, 34-19
2/28	at Emporia State *	Emporia, Kan.	W, 45-27

* Central Intercollegiate

1930-31

Head Coach: John Lance
Record: 21-0, 12-0 CICC
CIC Champions

Date	Opponent	Site	Score
12/13	Southeastern Oklahoma	Pittsburg	W, 47-25
12/17	at Northeastern State	Tahlequah, Okla.	W, 53-30
12/18	at Arkansas	Fayetteville, Ark.	W, 40-31
12/19	at Arkansas	Fayetteville, Ark.	W, 28-26
12/31	at Northwest Missouri	Maryville, Mo.	W, 40-33
1/3	Northeastern State	Pittsburg	W, 59-22
1/8	at Missouri State	Springfield, Mo.	W, 56-25
1/14	at Fort Hays State *	Hays, Kan.	W, 29-21
1/20	at Washburn *	Topeka, Kan.	W, 34-22
1/24	Wichita State *	Pittsburg	W, 22-17
1/28	Emporia State *	Pittsburg	W, 46-18
1/31	Southwestern *	Pittsburg	W, 39-29
2/2	Northwest Missouri	Pittsburg	W, 42-40
2/6	College of Emporia *	Pittsburg	W, 49-27
2/9	at College of Emporia *	Emporia, Kan.	W, 41-20
2/10	at Emporia State *	Emporia, Kan.	W, 43-18
2/14	Fort Hays State *	Pittsburg	W, 38-23
2/16	Missouri State	Pittsburg	W, 63-25
2/19	Washburn *	Pittsburg	W, 30-16
2/23	at Southwestern *	Winfield, Kan.	W, 24-22
2/24	at Wichita State *	Wichita, Kan.	W, 21-19

* Central Intercollegiate

ALL-TIME SCORES

1931-32

Head Coach: John Lance
Record: 18-4, 11-1 CIC

CIC Champions

Date	Opponent	Site	Score
12/12	Southeastern Oklahoma	Pittsburg	W, 36-34
12/15	Ottawa	Pittsburg	W, 52-20
12/19	Arkansas	Pittsburg	W, 36-20
12/29	at Labette CC	Parsons, Kan.	W, 41-19
1/2	Northeastern State	Pittsburg	W, 41-19
1/5	at Missouri State	Springfield, Mo.	W, 41-24
1/7	Northwest Missouri	Pittsburg	L, 18-20
1/10	at Emporia State*	Emporia, Kan.	W, 31-27
1/11	at College of Emporia*	Emporia, Kan.	W, 32-22
1/16	Fort Hays State*	Pittsburg	W, 33-17
1/18	at Arkansas	Fayetteville, Ark.	L, 21-32
1/23	Washburn*	Pittsburg	W, 47-27
1/26	Missouri State	Pittsburg	W, 25-17
1/30	at Wichita State*	Wichita, Kan.	L, 36-38
2/1	at Southwestern*	Winfield, Kan.	W, 28-17
2/6	Emporia State*	Pittsburg	W, 37-20
2/9	at Northwest Missouri	Maryville, Mo.	L, 9-26
2/13	Southwestern*	Pittsburg	W, 46-23
2/15	Wichita State*	Pittsburg	W, 34-28
2/20	College of Emporia*	Pittsburg	W, 49-17
2/25	at Washburn*	Topeka, Kan.	W, 36-24
2/27	at Fort Hays State*	Hays, Kan.	W, 21-14

* Central Intercollegiate

1932-33

Head Coach: John Lance
Record: 16-3, 10-2 CIC

CIC Co-Champions

Date	Opponent	Site	Score
12/13	Ottawa	Pittsburg	W, 44-29
12/17	Northeastern State	Pittsburg	W, 49-18
12/21	Southeastern Oklahoma	Pittsburg	W, 37-32
1/5	at College of Emporia*	Emporia, Kan.	W, 35-30
1/6	at Emporia State*	Emporia, Kan.	W, 38-34
1/11	Wichita State*	Pittsburg	W, 52-22
1/14	Southwestern*	Pittsburg	W, 57-26
1/17	Missouri State	Pittsburg	W, 30-19
1/19	at Northwest Missouri	Maryville, Mo.	W, 22-19
2/2	College of Emporia*	Pittsburg	W, 42-31
2/4	Emporia State*	Pittsburg	W, 61-27
2/6	at Missouri State	Springfield, Mo.	L, 23-31
2/9	at Washburn*	Topeka, Kan.	L, 34-36
2/11	at Fort Hays State*	Hays, Kan.	W, 35-23
2/14	Northwest Missouri	Pittsburg	W, 29-27
2/18	at Wichita State*	Wichita, Kan.	L, 35-38
2/20	at Southwestern*	Winfield, Kan.	W, 26-20
2/25	Fort Hays State*	Pittsburg	W, 33-15
2/28	Washburn*	Pittsburg	W, 43-36

* Central Intercollegiate

1933-34

Head Coach: John Lance
Record: 12-8, 4-4 CIC

Date	Opponent	Site	Score
12/14	Coffeyville CC	Pittsburg	W, 32-24
12/16	Southeastern Oklahoma	Pittsburg	L, 30-46
12/19	Northeastern State	Pittsburg	W, 47-25
12/22	Colorado	Pittsburg	W, 22-15
12/23	Colorado	Pittsburg	L, 21-27
1/6	McPherson	Pittsburg	W, 41-16
1/9	at Northeastern State	Tahlequah, Okla.	W, 37-16
1/13	at Fort Hays State*	Hays, Kan.	W, 24-16
1/16	Missouri State	Pittsburg	L, 6-7
1/20	at Northwest Missouri	Maryville, Mo.	L, 13-20
1/27	at Coffeyville CC	Coffeyville, Kan.	W, 32-27
1/29	at Emporia State*	Emporia, Kan.	L, 17-34
2/1	at Missouri State	Springfield, Mo.	W, 17-16
2/3	Southwestern*	Pittsburg	W, 27-25
2/6	at Washburn*	Topeka, Kan.	W, 23-20
2/12	at Southwestern*	Winfield, Kan.	L, 12-21
2/17	Fort Hays State*	Pittsburg	W, 29-18
2/22	Emporia State*	Pittsburg	L, 26-38
2/24	Northwest Missouri	Pittsburg	W, 35-20
2/27	Washburn*	Pittsburg	L, 22-27

* Central Intercollegiate



Charles H. Morgan
1935 (1 Yr)

11 wins, 7 losses (.611)

Conference Titles (1)

1934-35

Head Coach: Charles H. Morgan †
Record: 11-7, 5-3 CIC

CIC Champions

Date	Opponent	Site	Score
12/12	Southeastern Oklahoma	Pittsburg	W, 59-32
12/15	Washburn	Pittsburg	W, 30-17
12/19	Northeastern State	Pittsburg	L, 31-32
1/1	at Colorado	Boulder, Colo.	W, 23-18
1/2	at Colorado	Boulder, Colo.	W, 29-15
1/4	at Northwest Missouri	Maryville, Mo.	W, 26-23
1/12	Fort Hays State*	Pittsburg	W, 25-21
1/15	at Missouri State	Springfield, Mo.	L, 26-27
1/19	Southwestern*	Pittsburg	W, 28-25
1/21	Northwest Missouri	Pittsburg	W, 21-19
1/28	at Emporia State*	Emporia, Kan.	W, 37-36
2/5	Missouri State	Pittsburg	L, 20-21
2/9	at Wichita State*	Wichita, Kan.	W, 28-19
2/11	at Southwestern*	Winfield, Kan.	W, 27-26
2/15	at Washburn*	Topeka, Kan.	L, 19-35
2/19	Wichita State*	Pittsburg	L, 30-36
2/23	at Fort Hays State*	Hays, Kan.	L, 31-36
2/26	Emporia State*	Pittsburg	L, 32-38

* Central Intercollegiate

† Morgan served as interim coach; Lance took leave of absence

1935-36

Head Coach: John Lance
Record: 12-13, 7-9 CIC

Date	Opponent	Site	Score
12/13	Southwestern Oklahoma	Pittsburg	W, 28-23
12/17	Southeastern Oklahoma	Pittsburg	W, 32-23
12/21	Wichita State*	Pittsburg	W, 34-22
1/1	Wichita State*	Pittsburg	W, 40-18
1/4	at Truman	Kirkville, Mo.	W, 53-32
1/7	at Truman	Kirkville, Mo.	L, 32-38
1/10	at Simpson, Iowa	Macomb, Ill.	W, 38-36
1/13	at Missouri State	Springfield, Mo.	L, 19-32
1/16	at Southwestern*	Winfield, Kan.	L, 24-30
1/19	at Southwestern*	Winfield, Kan.	L, 15-35
1/22	Emporia State*	Pittsburg	W, 46-30
1/25	Emporia State*	Pittsburg	W, 37-29
1/28	Missouri State	Pittsburg	L, 19-22
1/31	at Fort Hays State*	Hays, Kan.	L, 27-36
2/3	at Fort Hays State*	Hays, Kan.	L, 19-41
2/6	at Wichita State*	Wichita, Kan.	L, 34-35
2/9	at Wichita State*	Wichita, Kan.	L, 40-43
2/12	Northwest Missouri	Pittsburg	W, 39-27
2/15	at Emporia State*	Emporia, Kan.	L, 32-38
2/18	at Emporia State*	Emporia, Kan.	L, 34-36
2/21	Southwestern*	Pittsburg	W, 33-32
2/24	Southwestern*	Pittsburg	L, 24-34
2/27	at Northwest Missouri	Maryville, Mo.	L, 22-32
2/28	Fort Hays State*	Pittsburg	W, 32-28
2/29	Fort Hays State*	Pittsburg	W, 45-30

* Central Intercollegiate

1936-37

Head Coach: John Lance
Record: 17-7, 8-4 CIC

CIC Co-Champions

Date	Opponent	Site	Score
12/4	Southwestern Oklahoma	Pittsburg	W, 44-33
12/5	Southwestern Oklahoma	Pittsburg	W, 33-30
12/12	Washburn	Pittsburg	W, 45-21
12/17	at Emporia State*	Emporia, Kan.	W, 41-39
12/18	at Northwest Missouri	Maryville, Mo.	L, 28-30
1/4	Northwest Missouri	Pittsburg	W, 34-28
1/7	Truman	Pittsburg	W, 49-23
1/9	Washburn	Pittsburg	W, 32-28
1/11	Missouri State	Pittsburg	W, 34-22
1/13	Wichita State*	Pittsburg	W, 39-34
1/18	Mexico City YMCA	Pittsburg	W, 48-24
1/20	at Missouri State	Springfield, Mo.	L, 25-35
1/25	Emporia State*	Pittsburg	W, 38-32
1/26	Emporia State*	Pittsburg	W, 46-32

2/1	Mexico City YMCA	Pittsburg	W, 46-34
2/5	at Fort Hays State*	Hays, Kan.	L, 28-39
2/6	at Fort Hays State*	Hays, Kan.	W, 31-29
2/10	Southwestern*	Pittsburg	W, 33-27
2/11	Southwestern*	Pittsburg	W, 36-29
2/16	at Wichita State*	Wichita, Kan.	L, 22-29
2/17	at Wichita State*	Wichita, Kan.	L, 29-41
2/23	at Southwestern*	Winfield, Kan.	L, 24-35
2/27	Fort Hays State*	Pittsburg	W, 41-29
3/4	vs. Emporia State	Fredonia, Kan.	L, 34-41

* Central Intercollegiate

1937-38

Head Coach: John Lance
Record: 8-15, 3-9 CIC

Date	Opponent	Site	Score
12/9	Northeastern State	Pittsburg	W, 45-33
12/11	Southwestern Oklahoma	Pittsburg	W, 52-34
12/14	East Central, Okla.	Pittsburg	W, 45-28
12/16	Concordia, Minn.	Pittsburg	L, 31-38
12/20	at Northwest Missouri	Maryville, Mo.	L, 28-36
12/21	at Truman	Kirkville, Mo.	W, 40-29
1/3	at Missouri State	Springfield, Mo.	L, 23-25
1/7	Northwest Missouri	Pittsburg	L, 20-27
1/13	at Southwestern*	Winfield, Kan.	L, 33-39
1/14	at Southwestern*	Winfield, Kan.	L, 36-51
1/24	Emporia State*	Pittsburg	W, 38-36
1/26	Missouri State	Pittsburg	L, 23-28
2/1	Southwestern*	Pittsburg	L, 33-35
2/4	at McPherson	McPherson, Kan.	L, 33-59
2/5	at Fort Hays State*	Hays, Kan.	L, 38-48
2/9	Wichita State*	Pittsburg	L, 33-36
2/10	Wichita State*	Pittsburg	W, 32-28
2/14	at Wichita State*	Wichita, Kan.	L, 35-41
2/17	Truman	Pittsburg	W, 32-25
2/23	at Emporia State*	Emporia, Kan.	L, 38-43
2/24	at Emporia State*	Emporia, Kan.	L, 45-58
3/4	Fort Hays State*	Pittsburg	W, 51-43
3/5	Fort Hays State*	Pittsburg	L, 45-47

* Central Intercollegiate

1938-39

Head Coach: John Lance
Record: 17-8, 7-3 CIC

Date	Opponent	Site	Score
12/1	at Southwestern Oklahoma	Weatherford, Okla.	W, 46-41
12/2	at East Central, Okla.	Ada, Okla.	W, 46-33
12/10	Central Missouri	Pittsburg	W, 32-27
12/14	at Benedictine*	Atchison, Kan.	W, 41-30
12/15	at Central Missouri	Warrensburg, Mo.	W, 29-26
12/26	vs. East Central, Okla.	Oklahoma City	W, 36-31
12/27	vs. Central Oklahoma	Oklahoma City	W, 40-38
12/28	vs. Central Missouri	Oklahoma City	L, 26-33
12/29	vs. Drury	Oklahoma City	W, 39-30
12/29	vs. Texas Tech	Oklahoma City	W, 45-35
1/2	Northwest Missouri	Pittsburg	L, 35-36
1/5	Oklahoma City	Pittsburg	W, 32-31
1/7	at Missouri State	Springfield, Mo.	L, 28-38
1/11	Benedictine*	Pittsburg	W, 29-19
1/13	Fort Hays State*	Pittsburg	W, 46-31
1/16	at Northwest Missouri	Maryville, Mo.	L, 15-22
1/20	Wichita State*	Pittsburg	W, 36-26
1/31	at Southwestern*	Winfield, Kan.	W, 37-32
2/1	at Oklahoma City	Oklahoma City	L, 29-40
2/10	at Emporia State*	Emporia, Kan.	W, 56-46
2/11	at Fort Hays State*	Hays, Kan.	W, 40-33
2/15	at Wichita State*	Wichita, Kan.	L, 37-39
2/22	Emporia State*	Pittsburg	L, 40-44
2/28	Southwestern*	Pittsburg	L, 29-36
3/2	Missouri State	Pittsburg	W, 46-38

* Central Intercollegiate

1939-40

Head Coach: John Lance
Record: 16-11, 6-4 CIC

CIC Co-Champions

NAIA National Tournament Qualifier

Date	Opponent	Site	Score
12/4	Central Oklahoma	Pittsburg	L, 27-33
12/7	at Independence CC	Independence, Kan.	W, 49-25
12/9	Southwestern Oklahoma	Pittsburg	W, 54-30
12/12	at Oklahoma State	Stillwater, Okla.	L, 27-50
12/15	at Arkansas	Fayetteville, Ark.	W, 62-50
12/16	at Arkansas	Fayetteville, Ark.	L, 42-49



ALL-TIME SCORES

12/18	at Central Missouri	Warrensburg, Mo.	L, 32-39
12/28	vs. Phillips, Okla.	Oklahoma City	W, 42-41
12/28	vs. Arkansas	Oklahoma City	L, 33-44
12/29	vs. Southeastern Oklahoma	Oklahoma City	W, 30-23
12/30	vs. Baylor	Oklahoma City	W, 48-43
1/4	at Southwestern *	Winfield, Kan.	W, 46-36
1/8	at Benedictine *	Atchison, Kan.	W, 51-37
1/13	Fort Hays State *	Pittsburg	L, 31-42
1/20	Benedictine *	Pittsburg	W, 40-35
1/22	at Missouri State	Springfield, Mo.	W, 33-19
2/3	Emporia State *	Pittsburg	W, 61-43
2/7	at Wichita State *	Wichita, Kan.	W, 43-27
2/10	Central Missouri	Pittsburg	W, 42-27
2/16	at Emporia State *	Emporia, Kan.	L, 39-40
2/17	at Fort Hays State *	Hays, Kan.	L, 37-39
2/20	Missouri State	Pittsburg	L, 29-37
2/26	Southwestern *	Pittsburg	W, 37-35
3/3	Wichita State *	Pittsburg	L, 32-34

NAIA NATIONAL TOURNAMENT

3/11	vs. St. Joseph's, Ind.	Kansas City, Mo.	W, 47-26
3/13	vs. Texas A&M-Commerce	Kansas City, Mo.	W, 55-33
3/14	vs. San Diego State	Kansas City, Mo.	L, 30-32

* Central Intercollegiate

1940-41

Head Coach: John Lance

Record: 18-6, 7-1 CIC

CIC Champions

NAIA National Tournament Qualifier

Date	Opponent	Site	Score
12/2	Southwestern Oklahoma	Pittsburg	W, 29-28
12/4	at Independence CC	Independence, Kan.	W, 26-21
12/9	Central Missouri	Pittsburg	W, 40-31
12/11	Central Oklahoma	Pittsburg	W, 39-23
12/14	at Tulsa	Tulsa, Okla.	L, 34-39
12/16	at Central Missouri	Warrensburg, Mo.	W, 31-30
12/26	vs. Texas Christian	Oklahoma City	W, 56-36
12/27	vs. Texas Tech	Oklahoma City	W, 38-36
12/28	vs. Oklahoma State	Oklahoma City	W, 24-20
12/30	vs. Texas	Oklahoma City	W, 39-38
1/4	Arkansas	Pittsburg	W, 45-8
1/6	Benedictine *	Pittsburg	W, 41-0
1/10	at Southwestern *	Winfield, Kan.	L, 35-46
1/15	Tulsa	Pittsburg	L, 29-33
1/27	at Missouri State	Springfield, Mo.	W, 50-33
2/1	at Arkansas	Fayetteville, Ark.	L, 45-71
2/8	Fort Hays State *	Pittsburg	W, 51-43
2/13	at Emporia State *	Emporia, Kan.	W, 41-40
2/15	at Fort Hays State *	Hays, Kan.	W, 57-36
2/19	Missouri State	Pittsburg	W, 51-38
2/24	at Benedictine *	Atchison, Kan.	W, 36-31
3/1	Emporia State *	Pittsburg	W, 50-30
3/5	Southwestern *	Pittsburg	L, 49-32

NAIA NATIONAL TOURNAMENT

3/11	vs. Bemidji State	Kansas City, Mo.	L, 33-35
------	-------------------	------------------	----------

* Central Intercollegiate

1941-42

Head Coach: John Lance

Record: 23-5, 9-1 CIC

CIC Champions

NAIA National Tournament Semifinalist

Date	Opponent	Site	Score
12/3	Northeastern State	Pittsburg	W, 47-20
12/6	Southwestern Oklahoma	Pittsburg	W, 45-30
12/8	at Washburn *	Topeka, Kan.	W, 39-27
12/15	at Independence CC	Independence, Kan.	W, 48-33
12/17	at Central Missouri	Warrensburg, Mo.	W, 48-40
12/18	at Eastern Illinois	Charleston, Ill.	L, 44-45
12/20	at Indiana State	Terre Haute, Ind.	L, 34-49
12/26	vs. New Mexico	Oklahoma City	W, 63-38
12/27	vs. Southern Methodist	Oklahoma City	W, 40-37
12/29	vs. West Texas A&M	Oklahoma City	L, 55-57
12/30	vs. Texas	Oklahoma City	W, 46-41
1/5	Washburn *	Pittsburg	W, 35-25
1/8	at Benedictine *	Atchison, Kan.	W, 37-27
1/12	Southwestern *	Pittsburg	L, 45-57
1/17	Central Missouri	Pittsburg	W, 38-32
1/28	Missouri State	Pittsburg	W, 52-47
1/31	Fort Hays State *	Pittsburg	W, 45-35
2/6	at Southwestern *	Winfield, Kan.	W, 51-42
2/11	at Missouri State	Springfield, Mo.	W, 45-36
2/14	Emporia State *	Pittsburg	W, 56-36

2/21	Benedictine *	Pittsburg	W, 43-32
2/26	at Emporia State *	Emporia, Kan.	W, 44-40
2/28	at Fort Hays State *	Hays, Kan.	W, 48-42

NAIA NATIONAL TOURNAMENT

3/9	vs. Central Arkansas	Kansas City, Mo.	W, 37-34
3/11	vs. Luther, Iowa	Kansas City, Mo.	W, 49-38
3/12	vs. Missouri Valley	Kansas City, Mo.	W, 59-49
3/13	vs. Southeastern Oklahoma	Kansas City, Mo.	L, 36-37
3/14	vs. Central Missouri	Kansas City, Mo.	W, 58-47

* Central Intercollegiate

1942-43

Head Coach: John Lance

Record: 11-7, 7-3 CIC

Date	Opponent	Site	Score
12/7	Camp Crowder	Pittsburg	W, 58-27
12/14	at Arkansas	Fayetteville, Ark.	L, 46-57
12/19	at Camp Crowder	Neosho, Mo.	W, 40-38
12/28	vs. Rice	Oklahoma City	W, 40-39
12/29	vs. Northwest Missouri	Oklahoma City	L, 28-38
1/1	Arkansas	Pittsburg	L, 38-43
1/4	Fort Hays State *	Pittsburg	L, 38-53
1/7	Benedictine *	Pittsburg	W, 51-34
1/14	at Emporia State *	Emporia, Kan.	W, 43-36
1/15	at Southwestern *	Winfield, Kan.	L, 36-48
1/28	at Missouri State	Springfield, Mo.	L, 31-36
2/3	Missouri State	Pittsburg	W, 57-39
2/6	Washburn *	Pittsburg	W, 72-31
2/12	at Benedictine *	Atchison, Kan.	W, 51-32
2/13	at Washburn *	Topeka, Kan.	W, 35-25
2/15	at Fort Hays State *	Hays, Kan.	L, 67-80
2/18	Emporia State *	Pittsburg	W, 62-35
2/22	Southwestern *	Pittsburg	W, 49-33

* Central Intercollegiate

1943-44

Head Coach: John Lance

Record: 5-10

Date	Opponent	Site	Score
12/11	Camp Crowder	Pittsburg	W, 44-39
12/15	at Arkansas	Fayetteville, Ark.	L, 37-42
12/16	at Camp Chaffee	Fort Smith, Ark.	L, 46-57
1/3	at Kansas	Lawrence, Kan.	L, 21-35
1/4	at Olathe Clippers	Olathe, Kan.	L, 38-47
1/14	at Washburn	Topeka, Kan.	L, 25-28
1/19	Central Missouri	Pittsburg	W, 40-35
1/26	Olathe Clippers	Pittsburg	L, 39-53
1/29	Washburn	Pittsburg	W, 46-33
1/31	at Oklahoma State	Stillwater, Okla.	L, 23-34
2/2	at Camp Crowder	Neosho, Mo.	W, 36-27
2/7	Phillips 66 AAU	Pittsburg	L, 38-49
2/9	at Central Missouri	Warrensburg, Mo.	L, 40-41
2/16	Arkansas	Pittsburg	W, 50-41
2/21	vs. Drury	Joplin, Mo.	L, 31-35

1944-45

Head Coach: John Lance

Record: 12-6

Date	Opponent	Site	Score
12/1	Drury	Pittsburg	W, 69-36
12/7	Arkansas	Pittsburg	L, 37-45
12/11	at Independence Air Base	Independence, Kan.	W, 41-30
12/14	Camp Crowder	Pittsburg	W, 56-55
12/18	at Drury	Springfield, Mo.	W, 47-45
12/21	Phillips 66 AAU	Pittsburg	L, 34-65
1/4	at Camp Crowder	Neosho, Mo.	W, 36-24
1/6	Washburn	Pittsburg	W, 58-55
1/8	Phillips, Okla.	Pittsburg	W, 60-42
1/15	Independence Air Base	Pittsburg	W, 44-33
1/22	Fort Leavenworth	Pittsburg	W, 57-35
1/26	at Park, Mo.	Parkville, Mo.	L, 34-54
1/31	at Washburn	Topeka, Kan.	L, 36-56
2/1	at Olathe Clippers	Olathe, Kan.	W, 53-51
2/5	Park, Mo.	Pittsburg	W, 58-41
2/8	at Arkansas	Fayetteville, Ark.	L, 45-76
2/12	at Fort Leavenworth	Leavenworth, Kan.	L, 47-61
2/15	Olathe Clippers	Pittsburg	W, 60-44

1945-46

Head Coach: John Lance

Record: 9-7, 8-2 CIC

Date	Opponent	Site	Score
12/12	Camp Crowder	Pittsburg	W, 36-34
12/18	Missouri State	Pittsburg	L, 31-53
1/3	Southwestern *	Pittsburg	W, 42-34
1/10	Rockhurst	Pittsburg	L, 21-31
1/14	at Benedictine *	Atchison, Kan.	W, 63-28
1/15	at Washburn *	Topeka, Kan.	L, 36-42
1/22	at Missouri State	Springfield, Mo.	L, 36-44
1/25	at Emporia State *	Emporia, Kan.	W, 47-42
1/26	at Fort Hays State *	Hays, Kan.	W, 52-32
1/31	at Rockhurst	Kansas City, Mo.	L, 41-52
2/6	Benedictine *	Pittsburg	W, 86-34
2/11	at Camp Crowder	Neosho, Mo.	L, 37-43
2/16	Washburn *	Pittsburg	W, 43-41
2/19	at Southwestern *	Winfield, Kan.	L, 36-44
2/23	Fort Hays State *	Pittsburg	W, 53-33
2/23	Emporia State *	Pittsburg	W, 64-52

* Central Intercollegiate

1946-47

Head Coach: John Lance

Record: 12-11, 4-6 CIC

Date	Opponent	Site	Score
12/3	at Independence CC	Independence, Kan.	W, 47-29
12/5	Drury	Pittsburg	W, 44-33
12/9	Northeastern State	Pittsburg	W, 62-31
12/11	Northwestern Oklahoma	Pittsburg	L, 42-43
12/16	Southwestern Oklahoma	Pittsburg	W, 62-37
12/18	at Drury	Springfield, Mo.	L, 37-39
12/19	Missouri State	Pittsburg	L, 28-40
1/3	at Northeastern State	Tablequah, Okla.	W, 51-25
1/4	Arkansas	Pittsburg	W, 53-52
1/6	at Rockhurst	Kansas City, Mo.	W, 52-39
1/9	at Missouri State	Springfield, Mo.	L, 31-40
1/13	at Benedictine *	Atchison, Kan.	W, 44-42
1/14	at Washburn *	Topeka, Kan.	L, 42-43
1/16	Mexico University	Pittsburg	W, 66-50
1/25	Washburn *	Pittsburg	W, 46-45
1/31	at Emporia State *	Emporia, Kan.	L, 28-38
2/1	at Fort Hays State *	Hays, Kan.	L, 54-66
2/5	Benedictine *	Pittsburg	W, 56-40
2/11	at Southwestern *	Winfield, Kan.	W, 47-44
2/13	Rockhurst	Pittsburg	L, 51-55
2/20	Southwestern *	Pittsburg	L, 37-38
2/24	Emporia State *	Pittsburg	L, 48-50
3/1	Fort Hays State *	Pittsburg	L, 58-63

* Central Intercollegiate

1947-48

Head Coach: John Lance

Record: 9-12, 3-7 CIC

Date	Opponent	Site	Score
12/1	at Independence CC	Independence, Kan.	W, 40-38
12/3	at Arkansas	Fayetteville, Ark.	L, 42-75
12/6	at Drury	Springfield, Mo.	W, 49-38
12/9	Northeastern State	Pittsburg	W, 43-34
12/13	Missouri State	Pittsburg	L, 40-56
12/15	East Central, Okla.	Pittsburg	L, 47-52
12/17	at Northeastern State	Tablequah, Okla.	W, 46-41
1/3	at East Central, Okla.	Ada, Okla.	L, 36-54
1/5	at Arkansas State	Jonesboro, Ark.	W, 43-40
1/6	at Missouri State	Springfield, Mo.	L, 38-43
1/9	at Washburn *	Topeka, Kan.	L, 44-48
1/13	Benedictine *	Pittsburg	L, 51-60
1/17	at Southwestern *	Winfield, Kan.	W, 38-36
1/24	Drury	Pittsburg	W, 50-38
1/29	at Emporia State *	Emporia, Kan.	L, 31-58
1/30	at Fort Hays State *	Hays, Kan.	L, 44-52
2/5	Washburn *	Pittsburg	W, 45-39
2/9	at Benedictine *	Atchison, Kan.	L, 37-54
2/19	Southwestern *	Pittsburg	W, 62-48
2/23	Emporia State *	Pittsburg	L, 49-63
2/28	Fort Hays State *	Pittsburg	L, 51-53

* Central Intercollegiate

ALL-TIME SCORES

1948-49

Head Coach: John Lance

Record: 13-10, 5-7 CIC

Date	Opponent	Site	Score
12/4	Southwestern Oklahoma	Pittsburg	W, 64-29
12/8	Drury	Pittsburg	W, 62-40
12/11	Northeastern State	Pittsburg	W, 47-27
12/15	at Drury	Springfield, Mo.	W, 60-56
12/16	at Arkansas	Fayetteville, Ark.	L, 53-79
12/17	at Northeastern State	Tahlequah, Okla.	W, 47-40
1/3	Ottawa	Pittsburg	W, 76-67
1/5	Arkansas State	Pittsburg	W, 55-49
1/8	Southwestern*	Pittsburg	L, 46-50
1/12	Missouri State	Pittsburg	L, 27-32
1/14	at Benedictine*	Atchison, Kan.	L, 40-62
1/15	at Washburn*	Topeka, Kan.	L, 48-60
1/20	at Rockhurst*	Kansas City, Mo.	W, 72-37
1/22	at Ottawa	Ottawa, Kan.	W, 56-47
1/27	Emporia State*	Pittsburg	L, 55-62
1/31	Rockhurst*	Pittsburg	W, 59-47
2/5	Washburn*	Pittsburg	W, 59-46
2/10	at Missouri State	Springfield, Mo.	L, 41-43
2/12	Fort Hays State*	Pittsburg	L, 55-56
2/14	Benedictine*	Pittsburg	W, 64-60
2/18	at Southwestern*	Winfield, Kan.	W, 50-48
2/25	at Emporia State*	Emporia, Kan.	L, 55-60
2/26	at Fort Hays State*	Hays, Kan.	L, 51-56

* Central Intercollegiate

1949-50

Head Coach: John Lance

Record: 17-11, 6-6 CIC

CIC Co-Champions

Date	Opponent	Site	Score
12/1	at Arkansas	Fayetteville, Ark.	L, 41-59
12/2	at Drury	Springfield, Mo.	W, 56-39
12/3	Northeastern State	Pittsburg	W, 65-45
12/8	vs. Tarkio, Mo.	Kansas City, Mo.	W, 105-22
12/9	vs. William Jewell	Kansas City, Mo.	W, 46-35
12/10	vs. Northwest Missouri	Kansas City, Mo.	W, 41-36
12/12	Southwestern Oklahoma	Pittsburg	W, 52-31
12/16	at Peru State, Neb.	Peru, Neb.	L, 58-66
12/17	at Northwest Missouri	Maryville, Mo.	W, 49-41
12/27	vs. Northwestern Oklahoma	Enid, Okla.	W, 60-39
12/28	vs. North Texas	Enid, Okla.	W, 63-49
12/29	vs. Tulsa	Enid, Okla.	W, 52-45
1/3	Missouri State	Pittsburg	L, 38-51
1/5	at Southwestern*	Winfield, Kan.	W, 47-42
1/10	Drury	Pittsburg	W, 82-44
1/16	at Oklahoma City	Oklahoma City	L, 47-57
1/20	at Washburn*	Topeka, Kan.	L, 36-52
1/21	at Rockhurst*	Kansas City, Mo.	W, 56-41
1/30	at Missouri State	Springfield, Mo.	L, 29-43
2/2	Rockhurst*	Pittsburg	W, 77-58
2/4	Washburn*	Pittsburg	W, 52-44
2/6	Southwestern*	Pittsburg	L, 37-41
2/9	at Emporia State*	Emporia, Kan.	L, 51-67
2/11	at Fort Hays State*	Hays, Kan.	L, 52-60
2/15	Benedictine*	Pittsburg	W, 57-45
2/22	Emporia State*	Pittsburg	L, 53-59
2/25	Fort Hays State*	Pittsburg	L, 43-56
2/28	at Benedictine*	Atchison, Kan.	W, 47-35

* Central Intercollegiate

1950-51

Head Coach: John Lance

Record: 17-10, 8-4 CIC

Date	Opponent	Site	Score
11/28	East Central, Okla.	Pittsburg	L, 50-53
12/1	Northeastern State	Pittsburg	W, 36-35
12/2	Southwestern Oklahoma	Pittsburg	W, 78-55
12/5	at Missouri State	Springfield, Mo.	L, 69-80
12/7	at Northwest Missouri	Maryville, Mo.	W, 54-51
12/13	Indiana State	Pittsburg	W, 60-56
12/15	Drury	Pittsburg	L, 42-46
12/18	at East Central, Okla.	Ada, Okla.	L, 53-66
12/19	at Central Oklahoma	Edmond, Okla.	L, 59-60
12/27	at Phillips, Okla.	Enid, Okla.	W, 63-55
12/28	vs. Arkansas Tech	Enid, Okla.	L, 54-63
12/29	vs. Washburn	Enid, Okla.	W, 54-52
1/2	at Drury	Springfield, Mo.	W, 54-44
1/6	at Washburn*	Topeka, Kan.	L, 42-56
1/8	Southwestern*	Pittsburg	W, 56-47
1/13	Northwest Missouri	Pittsburg	W, 63-49
1/15	at Rockhurst*	Kansas City, Mo.	W, 68-54

1/16	at Benedictine*	Atchison, Kan.	L, 52-55
1/27	Emporia State*	Pittsburg	L, 56-61
2/1	at Southwestern*	Winfield, Kan.	W, 50-47
2/3	Rockhurst*	Pittsburg	W, 74-55
2/5	Missouri State	Pittsburg	W, 69-65
2/10	Washburn*	Pittsburg	W, 75-64
2/17	Fort Hays State*	Pittsburg	W, 73-49
2/23	at Emporia State*	Emporia, Kan.	W, 63-57
2/24	at Fort Hays State*	Hays, Kan.	L, 70-76
2/28	Benedictine*	Pittsburg	W, 61-53

* Central Intercollegiate

1951-52

Head Coach: John Lance

Record: 10-11, 4-6 CIC

Date	Opponent	Site	Score
11/28	Northeastern State	Pittsburg	L, 48-49
12/1	Southwestern Oklahoma	Pittsburg	W, 53-52
12/6	Peru State, Neb.	Pittsburg	W, 67-50
12/11	at Northeastern State	Tahlequah, Okla.	L, 45-46
12/17	Drury	Pittsburg	W, 58-49
12/19	Central Methodist	Pittsburg	W, 52-46
1/2	Northwest Missouri	Pittsburg	W, 79-61
1/5	Washburn*	Pittsburg	L, 62-69
1/11	at Southwestern*	Winfield, Kan.	W, 55-44
1/15	at Northwest Missouri	Maryville, Mo.	L, 54-64
1/19	at Benedictine*	Atchison, Kan.	L, 41-59
1/26	Southwestern*	Pittsburg	W, 59-56
1/29	at Rockhurst	Kansas City, Mo.	L, 68-81
1/31	at Arkansas	Fayetteville, Ark.	L, 37-53
2/1	Emporia State*	Pittsburg	W, 63-54
2/9	Rockhurst	Pittsburg	W, 77-54
2/14	at Emporia State*	Emporia, Kan.	L, 57-67
2/16	at Fort Hays State*	Hays, Kan.	L, 61-98
2/22	at Washburn*	Topeka, Kan.	L, 65-67
2/26	Benedictine*	Pittsburg	W, 68-56
2/29	Fort Hays State*	Pittsburg	L, 64-65

* Central Intercollegiate

1952-53

Head Coach: John Lance

Record: 12-11, 5-5 CIC

Date	Opponent	Site	Score
11/26	Northeastern State	Pittsburg	W, 71-65
11/29	Southwestern Oklahoma	Pittsburg	L, 62-71
12/5	at Northwest Missouri	Maryville, Mo.	W, 69-59
12/6	at Central Methodist	Fayette, Mo.	L, 54-61
12/13	East Central, Okla.	Pittsburg	W, 61-54
12/18	at Drury	Springfield, Mo.	L, 63-65
1/1	vs. Southwestern	Hutchinson, Kan.	W, 69-55
1/2	vs. Washburn	Hutchinson, Kan.	L, 59-80
1/3	vs. Fort Hays State	Hutchinson, Kan.	L, 60-62
1/6	at Washburn*	Topeka, Kan.	L, 61-64
1/10	Southwestern*	Pittsburg	W, 86-56
1/15	Benedictine*	Pittsburg	W, 82-63
1/17	at Rockhurst	Kansas City, Mo.	W, 75-59
1/23	at Southwestern*	Winfield, Kan.	W, 71-56
1/26	Northwest Missouri	Pittsburg	W, 71-61
1/29	at Arkansas	Fayetteville, Ark.	L, 63-79
1/31	Fort Hays State*	Pittsburg	W, 72-65
2/5	Rockhurst	Pittsburg	W, 81-69
2/7	Washburn*	Pittsburg	W, 70-69
2/12	at Emporia State*	Emporia, Kan.	L, 60-70
2/14	at Fort Hays State*	Hays, Kan.	L, 76-81
2/20	at Benedictine*	Atchison, Kan.	L, 59-64
2/26	Emporia State*	Pittsburg	L, 69-75

* Central Intercollegiate

1953-54

Head Coach: John Lance

Record: 14-7, 5-5 CIC

Date	Opponent	Site	Score
11/30	Northeastern State	Pittsburg	W, 88-75
12/3	East Central, Okla.	Pittsburg	W, 75-44
12/5	Southwestern Oklahoma	Pittsburg	W, 86-65
12/10	at Missouri Valley	Marshall, Mo.	W, 82-81
12/11	at Northwest Missouri	Maryville, Mo.	W, 72-64
12/17	Emporia State	Hutchinson, Kan.	W, 66-58
12/18	Benedictine	Hutchinson, Kan.	L, 62-64
12/19	Washburn	Hutchinson, Kan.	L, 71-91
1/2	Taylor, Ind.	Pittsburg	W, 89-58
1/6	Northwest Missouri	Pittsburg	W, 80-73
1/8	Washburn*	Pittsburg	W, 76-70

1/12	at Southwestern*	Winfield, Kan.	L, 59-71
1/16	Fort Hays State*	Pittsburg	W, 76-70
1/23	Drury	Pittsburg	W, 80-65
1/26	at Benedictine*	Atchison, Kan.	L, 64-72
1/30	Emporia State*	Pittsburg	W, 74-51
2/6	Southwestern*	Pittsburg	L, 75-78
2/11	at Emporia State*	Emporia, Kan.	W, 56-53
2/13	at Fort Hays State*	Hays, Kan.	L, 73-81
2/18	at Benedictine*	Atchison, Kan.	W, 50-41
2/23	at Washburn*	Topeka, Kan.	L, 65-83

* Central Intercollegiate

1954-55

Head Coach: John Lance

Record: 18-6, 7-3 CIC

Date	Opponent	Site	Score
11/16	vs. Phillips	Caney, Kan.	L, 68-89
11/23	Oklahoma Baptist	Pittsburg	W, 89-79
11/27	Northeastern State	Pittsburg	W, 76-62
12/1	Northwest Missouri	Pittsburg	W, 98-83
12/4	Southwestern Oklahoma	Pittsburg	W, 86-68
12/10	at Central Missouri	Warrensburg, Mo.	L, 62-77
12/11	at Northwest Missouri	Maryville, Mo.	W, 61-56
12/16	at Drury	Springfield, Mo.	W, 88-59
12/17	at Arkansas State	Jonesboro, Ark.	L, 69-84
1/1	Missouri Valley	Pittsburg	W, 90-59
1/4	Drury	Pittsburg	W, 81-58
1/8	Southwestern*	Pittsburg	W, 92-66
1/12	at Benedictine*	Atchison, Kan.	W, 68-57
1/15	Fort Hays State*	Pittsburg	W, 108-62
1/21	at Washburn*	Topeka, Kan.	W, 78-74
1/22	at Nebraska-Omaha	Omaha, Neb.	W, 65-59
1/29	East Central, Okla.	Pittsburg	W, 75-68
2/2	Benedictine*	Pittsburg	W, 79-54
2/5	Washburn*	Pittsburg	W, 88-62
2/11	at Emporia State*	Emporia, Kan.	L, 61-65
2/12	at Fort Hays State*	Hays, Kan.	L, 73-77
2/18	at Southwestern*	Winfield, Kan.	L, 62-68
2/21	Central Missouri	Pittsburg	W, 72-61
2/26	Emporia State*	Pittsburg	W, 70-57

* Central Intercollegiate

1955-56

Head Coach: John Lance

Record: 27-2, 9-1 CIC

CIC Champions

NAIA National Tournament Semifinalist

Date	Opponent	Site	Score
11/21	at Northeastern State	Tahlequah, Okla.	W, 79-56
11/22	at Oklahoma Baptist	Shawnee, Okla.	W, 77-67
11/23	at East Central, Okla.	Ada, Okla.	W, 81-66
12/3	Southwestern Oklahoma	Pittsburg	W, 79-58
12/6	Northeastern State	Pittsburg	W, 93-71
12/9	at William Jewell	Liberty, Mo.	W, 57-47
12/10	at Northwest Missouri	Maryville, Mo.	W, 81-70
12/27	vs. Peru State, Neb.	Ottawa, Kan.	W, 80-54
12/28	at Ottawa	Ottawa, Kan.	W, 67-47
12/29	vs. Missouri State	Ottawa, Kan.	W, 52-51
1/3	Northwest Missouri	Pittsburg	W, 77-64
1/7	at Benedictine*	Atchison, Kan.	W, 59-48
1/10	at Southwestern*	Winfield, Kan.	W, 95-54
1/14	Washburn*	Pittsburg	W, 78-68
1/21	Emporia State*	Pittsburg	W, 88-71
1/30	Benedictine*	Pittsburg	W, 74-63
2/4	Fort Hays State*	Pittsburg	W, 88-49
2/10	at Washburn*	Topeka, Kan.	W, 91-74
2/11	at Nebraska-Omaha	Omaha, Neb.	W, 78-76
2/14	Southwestern*	Pittsburg	W, 81-62
2/23	at Emporia State*	Emporia, Kan.	L, 83-87
2/25	at Fort Hays State*	Hays, Kan.	W, 87-68
3/5	at Bethel	N. Newton, Kan.	W, 75-67
3/6	Bethel	Pittsburg	W, 103-72

* Central Intercollegiate

Date	Opponent	Site	Score
3/13	vs. Elon, N.C.	Kansas City, Mo.	W, 77-55
3/14	vs. Georgia State	Kansas City, Mo.	W, 99-72
3/15	vs. Western Illinois	Kansas City, Mo.	W, 83-76
3/16	vs. McNeese State, La.	Kansas City, Mo.	L, 72-78
3/17	vs. Wheaton, Ill.	Kansas City, Mo.	W, 77-70

* Central Intercollegiate



ALL-TIME SCORES

1956-57

Head Coach: John Lance
Record: 12-12, 5-5 CIC

Date	Opponent	Site	Score
11/29	at Northeastern State	Tahlequah, Okla.	L, 56-62
11/30	at Central Oklahoma	Edmond, Okla.	L, 79-81
12/4	Northwest Missouri	Pittsburg	W, 98-77
12/7	Northeastern State	Pittsburg	L, 62-77
12/8	Southwestern Oklahoma	Pittsburg	L, 82-95
12/13	at Nebraska-Omaha	Omaha, Neb.	L, 71-79
12/14	at Northwest Missouri	Maryville, Mo.	L, 82-90
12/15	Central Oklahoma	Pittsburg	W, 71-67
12/18	North Texas	Pittsburg	W, 71-60
12/20	William Jewell	Pittsburg	L, 82-87
12/27	at Ottawa	Ottawa, Kan.	W, 87-78
12/28	vs. Missouri-Kansas City	Ottawa, Kan.	W, 98-68
12/29	vs. Oklahoma Baptist	Ottawa, Kan.	W, 88-76
1/8	Southwestern *	Pittsburg	W, 84-63
1/15	at Washburn *	Topeka, Kan.	L, 67-91
1/19	Benedictine *	Pittsburg	L, 60-66
1/25	Washburn *	Pittsburg	W, 86-65
1/28	East Central, Okla.	Pittsburg	W, 104-82
2/1	at Emporia State * #	Emporia, Kan.	W, 2-0
2/2	at Fort Hays State *	Hays, Kan.	L, 74-76
2/8	at Southwestern *	Winfield, Kan.	W, 87-69
2/16	Emporia State *	Pittsburg	L, 63-72
2/20	at Benedictine *	Atchison, Kan.	L, 55-63
2/23	Fort Hays State *	Pittsburg	W, 82-78

* Central Intercollegiate
forfeit victory

1957-58

Head Coach: John Lance
Record: 13-13, 4-7 CIC

Date	Opponent	Site	Score
12/4	at Central Missouri	Warrensburg, Mo.	W, 71-64
12/6	Northeastern State	Pittsburg	W, 80-66
12/7	Southwestern Oklahoma	Pittsburg	W, 77-65
12/12	at Northeastern State	Tahlequah, Okla.	W, 71-68
12/13	at East Central, Okla.	Ada, Okla.	L, 63-72
12/14	at North Texas	Denton, Texas	W, 77-62
12/17	vs. Central Oklahoma	Springfield, Mo.	L, 53-58
12/18	vs. Arkansas State	Springfield, Mo.	L, 58-68
12/19	Drury	Pittsburg	L, 53-57
12/26	vs. Southeast Missouri	Ottawa, Kan.	L, 83-84
12/27	vs. Rockhurst	Ottawa, Kan.	L, 67-79
12/29	vs. Emporia State	Ottawa, Kan.	L, 68-78
1/6	Central Missouri	Pittsburg	W, 81-71
1/10	at Southwestern *	Winfield, Kan.	L, 84-90
1/18	Washburn *	Pittsburg	W, 77-65
1/25	at Benedictine *	Atchison, Kan.	L, 54-56
1/27	at Northwest Missouri	Maryville, Mo.	W, 70-61
1/30	Emporia State *	Pittsburg	L, 67-68
2/1	Nebraska-Omaha	Pittsburg	W, 90-71
2/4	at Washburn *	Topeka, Kan.	L, 56-72
2/8	Fort Hays State *	Pittsburg	W, 79-67
2/11	Southwestern *	Pittsburg	W, 85-73
2/15	Northwest Missouri	Pittsburg	W, 94-56
2/21	at Emporia State *	Emporia, Kan.	L, 61-74
2/22	at Fort Hays State *	Hays, Kan.	W, 77-62
2/27	Benedictine *	Pittsburg	L, 59-70

* Central Intercollegiate

1958-59

Head Coach: John Lance
Record: 14-10, 5-5 CIC

Date	Opponent	Site	Score
12/2	Southwestern Oklahoma	Pittsburg	W, 84-65
12/5	at Quincy	Quincy, Ill.	L, 56-67
12/6	vs. Culver-Stockton	Quincy, Ill.	W, 56-53
12/8	at Northwest Missouri	Maryville, Mo.	L, 42-60
12/12	Northeastern State	Pittsburg	W, 79-55
12/13	Central Missouri	Pittsburg	W, 55-40
12/17	at Benedictine Heights	Tulsa, Okla.	W, 81-59
12/18	at Northeastern State	Tahlequah, Okla.	W, 79-49
1/5	at Central Missouri	Warrensburg, Mo.	L, 59-73
1/6	at Drury	Springfield, Mo.	W, 86-57
1/10	at Southwestern *	Winfield, Kan.	L, 73-74
1/13	Benedictine *	Pittsburg	W, 64-61
1/17	Washburn *	Pittsburg	W, 59-54
1/24	at Arkansas State	Jonesboro, Ark.	L, 50-51
1/27	Emporia State *	Pittsburg	L, 63-67
1/31	Arkansas State	Pittsburg	W, 60-50
2/4	Benedictine Heights	Pittsburg	W, 87-65

2/6	at Emporia State *	Emporia, Kan.	L, 68-73
2/7	at Fort Hays State *	Hays, Kan.	L, 51-63
2/12	Southwestern *	Pittsburg	W, 82-66
2/16	Northwest Missouri	Pittsburg	L, 48-53
2/18	at Washburn *	Topeka, Kan.	W, 62-60
2/21	Fort Hays State *	Pittsburg	W, 63-61
2/26	at Benedictine *	Atchison, Kan.	L, 52-56

* Central Intercollegiate

1959-60

Head Coach: John Lance
Record: 21-5, 7-1 CIC

CIC Champions
NAIA National Tournament Qualifier

Date	Opponent	Site	Score
11/24	Southwestern Oklahoma	Pittsburg	W, 82-55
12/1	Northwest Missouri	Pittsburg	W, 79-64
12/10	Drury	Pittsburg	W, 69-54
12/17	at Northeastern State	Tahlequah, Okla.	W, 55-54
12/18	at Benedictine Heights	Tulsa, Okla.	W, 77-70
1/4	at Central Missouri	Warrensburg, Mo.	W, 74-44
1/5	at Northwest Missouri	Maryville, Mo.	L, 55-67
1/9	Washburn *	Pittsburg	W, 54-50
1/13	Benedictine Heights	Pittsburg	W, 62-55
1/16	Fort Hays State *	Pittsburg	W, 67-62
1/19	Central Missouri	Pittsburg	W, 69-65
1/22	at Washburn *	Topeka, Kan.	W, 62-54
1/23	at Nebraska-Omaha *	Omaha, Neb.	W, 71-50
1/30	at Arkansas State	Jonesboro, Ark.	L, 71-81
2/2	at Benedictine	Atchison, Kan.	W, 62-60
2/6	Emporia State *	Pittsburg	W, 61-57
2/9	Arkansas State	Pittsburg	W, 75-51
2/13	Nebraska-Omaha *	Pittsburg	W, 72-62
2/15	Northwest Missouri	Pittsburg	W, 67-57
2/19	at Emporia State *	Emporia, Kan.	L, 44-74
2/20	at Fort Hays State *	Hays, Kan.	W, 78-76
2/25	Benedictine	Pittsburg	W, 75-59
2/29	at Bethany	Lindsborg, Kan.	L, 65-68
3/1	Bethany	Pittsburg	W, 61-39
3/2	Bethany	Pittsburg	W, 62-44

NAIA NATIONAL TOURNAMENT
3/8 vs. Findlay Kansas City, Mo. L, 61-76

* Central Intercollegiate

1960-61

Head Coach: John Lance
Record: 11-15, 4-4 CIC

Date	Opponent	Site	Score
11/22	Southwestern Oklahoma	Pittsburg	W, 99-64
11/29	Northeastern State	Pittsburg	W, 69-66
12/2	Central Oklahoma	Pittsburg	L, 59-71
12/3	at Northwest Missouri	Maryville, Mo.	L, 44-83
12/5	Central Missouri	Pittsburg	L, 71-82
12/8	Arkansas State	Pittsburg	L, 66-74
12/10	Austin College	Pittsburg	W, 76-54
12/12	at Central Missouri	Warrensburg, Mo.	L, 72-81
12/15	at Northeastern State	Tahlequah, Okla.	L, 58-66
12/16	at Central Oklahoma	Edmond, Okla.	L, 66-75
12/28	vs. Westminster, Mo.	Ottawa, Kan.	W, 94-75
12/29	vs. Rockhurst	Ottawa, Kan.	W, 83-71
12/30	vs. Western Illinois	Ottawa, Kan.	L, 80-83
1/7	Fort Hays State *	Pittsburg	W, 66-61
1/13	at Washburn *	Topeka, Kan.	L, 58-75
1/14	at Nebraska-Omaha *	Omaha, Neb.	W, 66-65
1/21	Washburn *	Pittsburg	W, 69-58
1/27	at Drury	Springfield, Mo.	L, 63-79
1/28	at Arkansas State	Jonesboro, Ark.	L, 60-66
2/4	Nebraska-Omaha *	Pittsburg	W, 75-56
2/8	at Benedictine	Atchison, Kan.	L, 70-73
2/11	Emporia State *	Pittsburg	L, 59-65
2/14	Northwest Missouri	Pittsburg	W, 67-65
2/17	at Emporia State *	Emporia, Kan.	L, 68-79
2/18	at Fort Hays State *	Hays, Kan.	L, 74-79
2/23	Benedictine	Pittsburg	W, 76-74

* Central Intercollegiate

1961-62

Head Coach: John Lance
Record: 11-14, 3-5 CIC

Date	Opponent	Site	Score
11/21	Southwestern Oklahoma	Pittsburg	W, 70-54
11/28	Northeastern State	Pittsburg	L, 53-61
12/2	Northwest Missouri	Pittsburg	W, 56-40
12/4	Central Missouri	Pittsburg	L, 65-75
12/8	John Brown	Pittsburg	W, 73-66

12/11	Central Oklahoma	Pittsburg	W, 83-78
12/14	at Northeastern State	Tahlequah, Okla.	W, 57-55
12/15	at Oklahoma Baptist	Shawnee, Okla.	L, 58-62
12/16	at Austin College	Sherman, Texas	W, 78-77
12/20	at Northwest Missouri	Maryville, Mo.	L, 67-88
12/29	vs. College of Idaho	Wichita, Kan.	W, 79-67
12/30	vs. Idaho State	Wichita, Kan.	L, 47-57
1/3	at Central Missouri	Warrensburg, Mo.	L, 66-92
1/6	Washburn *	Pittsburg	L, 53-65
1/12	at Emporia State *	Emporia, Kan.	L, 68-80
1/13	at Fort Hays State *	Hays, Kan.	L, 68-92
1/20	Emporia State *	Pittsburg	W, 84-80
1/27	Fort Hays State *	Pittsburg	L, 71-81
1/29	at Arkansas State	Jonesboro, Ark.	L, 74-91
2/3	Nebraska-Omaha *	Pittsburg	W, 75-59
2/7	Arkansas State	Pittsburg	L, 74-83
2/10	Benedictine	Pittsburg	L, 77-81
2/16	at Washburn *	Topeka, Kan.	W, 74-58
2/17	at Nebraska-Omaha *	Omaha, Neb.	L, 66-67
2/22	at Benedictine	Atchison, Kan.	W, 68-66

* Central Intercollegiate

1962-63

Head Coach: John Lance
Record: 13-10, 5-3 CIC

Date	Opponent	Site	Score
11/20	Southwestern Oklahoma	Pittsburg	W, 77-56
11/27	Northeastern State	Pittsburg	W, 78-72
12/4	Central Oklahoma	Pittsburg	L, 62-76
12/11	Oklahoma Baptist	Pittsburg	W, 81-61
12/13	at Northeastern State	Tahlequah, Okla.	W, 82-79
12/15	at Nebraska-Omaha *	Omaha, Neb.	W, 78-66
12/17	at Northwest Missouri	Maryville, Mo.	L, 63-78
12/28	vs. Rockhurst	Wichita, Kan.	W, 77-70
12/29	vs. Fort Hays State	Wichita, Kan.	L, 70-74
1/9	Arkansas State	Pittsburg	W, 103-84
1/14	Nebraska-Omaha *	Pittsburg	W, 88-78
1/16	Central Missouri	Pittsburg	L, 71-77
1/26	Fort Hays State *	Pittsburg	W, 96-83
1/29	at Emporia State *	Emporia, Kan.	W, 72-70
2/2	at Washburn *	Topeka, Kan.	L, 59-66
2/4	at Arkansas State	Jonesboro, Ark.	L, 59-63
2/7	Benedictine	Pittsburg	W, 82-75
2/9	at Central Missouri	Warrensburg, Mo.	L, 71-83
2/11	Northwest Missouri	Pittsburg	W, 63-53
2/16	at Fort Hays State *	Hays, Kan.	L, 79-95
2/20	Emporia State *	Pittsburg	L, 58-71
2/23	Washburn *	Pittsburg	W, 102-62
2/28	at Benedictine	Atchison, Kan.	L, 64-74

* Central Intercollegiate



Paul Lambert

1964-66 (3 Yrs)
44 wins, 29 losses (.603)

Conference Titles (2)
National Tournament Appearances (1)

1963-64

Head Coach: Paul Lambert
Record: 11-9, 4-4 CIC

Date	Opponent	Site	Score
11/21	Northeastern State	Pittsburg	L, 86-87
12/3	at Northeastern State	Tahlequah, Okla.	W, 79-71
12/7	at Central Missouri	Warrensburg, Mo.	L, 64-73
12/9	Northwest Missouri	Pittsburg	W, 93-70
12/14	Nebraska-Omaha *	Pittsburg	W, 91-73
12/16	at Oklahoma Baptist	Shawnee, Okla.	W, 88-83
12/17	at Central Oklahoma	Edmond, Okla.	L, 71-90
12/27	vs. Gustavus Adolphus	Wayne, Neb.	W, 84-73
12/28	vs. Dakota Wesleyan	Wayne, Neb.	L, 88-90
1/3	Ottawa	Pittsburg	W, 98-50
1/6	Emporia State *	Pittsburg	L, 77-80
1/11	at Benedictine	Atchison, Kan.	W, 92-75
1/13	at Nebraska-Omaha *	Omaha, Neb.	L, 73-79
1/18	at Northwest Missouri	Maryville, Mo.	L, 78-88
1/25	at Fort Hays State *	Hays, Kan.	L, 93-108
2/1	Washburn *	Pittsburg	W, 100-85
2/6	at Emporia State *	Emporia, Kan.	W, 69-66
2/15	Benedictine	Pittsburg	W, 86-63
2/22	Fort Hays State *	Pittsburg	W, 106-83
2/25	at Washburn *	Topeka, Kan.	L, 81-82

* Central Intercollegiate



ALL-TIME SCORES

1964-65

Head Coach: Paul Lambert
Record: 15-10, 6-2 CIC
CIC Champions

Date	Opponent	Site	Score
12/1	at Northeastern State	Tahlequah, Okla.	W, 57-56
12/4	at Rockhurst	Kansas City, Mo.	L, 79-106
12/5	vs. John Brown	Kansas City, Mo.	W, 88-61
12/8	Oklahoma Baptist	Pittsburg	W, 81-70
12/12	at Nebraska-Omaha *	Omaha, Neb.	L, 70-79
12/14	Northwest Missouri	Pittsburg	W, 83-69
12/17	at Missouri State	Springfield, Mo.	L, 68-98
12/21	vs. Truman	Rolla, Mo.	W, 76-64
12/22	vs. Central Missouri	Rolla, Mo.	L, 65-68
12/23	vs. Lincoln	Rolla, Mo.	L, 66-70
1/2	Central Missouri	Pittsburg	W, 70-58
1/4	Fort Hays State *	Pittsburg	W, 74-62
1/9	at Washburn *	Topeka, Kan.	L, 52-64
1/12	at Benedictine	Atchison, Kan.	L, 62-69
1/16	Nebraska-Omaha *	Pittsburg	W, 73-56
1/18	Northeastern State	Pittsburg	L, 70-71
1/30	at Benedictine	Atchison, Kan.	L, 65-82
2/1	at Northwest Missouri	Maryville, Mo.	W, 78-77
2/6	Washburn *	Pittsburg	W, 81-65
2/12	at Emporia State *	Emporia, Kan.	W, 71-65
2/13	at Fort Hays State *	Hays, Kan.	W, 83-79
2/20	Emporia State *	Pittsburg	W, 85-56
2/23	Missouri Valley	Pittsburg	W, 81-60
2/25	Rockhurst	Pittsburg	W, 76-69
2/27	vs. Benedictine #	Kansas City, Kan.	L, 87-92

* Central Intercollegiate
NAIA District 10 Playoffs

1965-66

Head Coach: Paul Lambert
Record: 18-10, 7-1 CIC
CIC Champions
NAIA National Tournament Qualifier

Date	Opponent	Site	Score
12/1	at Northwest Missouri	Maryville, Mo.	L, 79-82
12/4	at Ottawa	Ottawa, Kan.	W, 81-68
12/7	Missouri State	Pittsburg	W, 82-71
12/11	Nebraska-Omaha *	Pittsburg	W, 82-63
12/13	Southwest Baptist	Pittsburg	W, 85-74
12/16	Northwest Missouri	Pittsburg	W, 83-79
12/20	at Hardin-Simmons	Abilene, Texas	L, 70-81
12/21	at Hardin-Simmons	Abilene, Texas	W, 95-91
12/27	vs. Washburn	Emporia, Kan.	W, 96-78
12/28	vs. Rockhurst	Emporia, Kan.	W, 77-71
12/29	vs. Illinois State	Emporia, Kan.	L, 77-78
1/4	at Fort Hays State *	Hays, Kan.	W, 71-65
1/8	Washburn *	Pittsburg	W, 71-64
1/10	Central Missouri	Pittsburg	L, 80-81
1/15	at Nebraska-Omaha *	Omaha, Neb.	L, 61-67
1/18	Benedictine	Pittsburg	W, 74-62
1/26	at Central Missouri	Warrensburg, Mo.	L, 72-78
1/29	at Washburn *	Topeka, Kan.	W, 94-93
2/1	at Rockhurst	Kansas City, Mo.	L, 87-88
2/5	Emporia State *	Pittsburg	W, 92-74
2/8	Lincoln	Pittsburg	W, 119-94
2/12	Fort Hays State *	Pittsburg	W, 94-82
2/15	at Emporia State *	Emporia, Kan.	W, 82-71
2/19	at Benedictine	Atchison, Kan.	L, 80-81
2/22	Rockhurst	Pittsburg	L, 90-91
3/1	vs. Bethany #	Emporia, Kan.	W, 81-58
3/2	at Emporia State #	Emporia, Kan.	W, 85-84

* Central Intercollegiate
NAIA District 10 Playoffs



Bob Johnson
1967-80 (14 Yrs)
157 wins, 203 losses (.436)

Conference Titles (2)
National Tournament Appearances (1)

1966-67

Head Coach: Bob Johnson
Record: 6-18, 2-6 CIC

Date	Opponent	Site	Score
12/1	at McMurry, Texas	Abilene, Texas	L, 55-62
12/2	at Hardin-Simmons	Abilene, Texas	L, 62-83
12/6	at Northwest Missouri	Maryville, Mo.	W, 65-59
12/12	Northwest Missouri	Pittsburg	W, 70-60
12/15	Rockhurst	Pittsburg	W, 89-76
12/27	vs. St. John's, Minn.	St. Cloud, Minn.	W, 66-64
12/28	at St. Cloud State	St. Cloud, Minn.	L, 55-88
12/29	vs. Rockhurst	St. Cloud, Minn.	L, 61-78
1/3	Central Missouri	Pittsburg	L, 59-77
1/6	at Washburn *	Topeka, Kan.	L, 72-81
1/7	at Fort Hays State *	Hays, Kan.	L, 66-68
1/14	Nebraska-Omaha *	Pittsburg	L, 51-65
1/16	Benedictine	Pittsburg	L, 64-97
1/25	at Central Missouri	Warrensburg, Mo.	L, 60-65
1/28	at Benedictine	Atchison, Kan.	L, 67-86
1/31	at Missouri State	Springfield, Mo.	L, 64-82
2/4	Washburn *	Pittsburg	L, 52-66
2/7	at Nebraska-Omaha *	Omaha, Neb.	L, 43-45
2/11	at Emporia State *	Emporia, Kan.	L, 60-84
2/13	at Lincoln	Jefferson City, Mo.	L, 83-122
2/18	Fort Hays State *	Pittsburg	W, 76-68
2/20	at Southwest Baptist	Bolivar, Mo.	L, 61-68
2/21	at Rockhurst	Kansas City, Mo.	L, 67-78
2/25	Emporia State *	Pittsburg	W, 80-76

* Central Intercollegiate

1967-68

Head Coach: Bob Johnson
Record: 7-19, 1-7 CIC

Date	Opponent	Site	Score
12/1	at Northwestern Oklahoma	Alva, Okla.	L, 74-87
12/4	at Northwest Missouri	Maryville, Mo.	L, 48-65
12/6	Northeastern State	Pittsburg	L, 65-69
12/9	Central Missouri	Pittsburg	L, 72-74
12/11	Northwestern Oklahoma	Pittsburg	W, 85-71
12/13	at Missouri S&T	Rolla, Mo.	L, 62-76
12/16	at Rockhurst	Kansas City, Mo.	L, 75-105
12/20	at Central Missouri	Warrensburg, Mo.	L, 79-81
12/29	vs. Nebraska-Kearney	Wayne, Neb.	L, 72-77
12/30	at Wayne State, Neb.	Wayne, Neb.	L, 47-66
1/3	Northwest Missouri	Pittsburg	W, 58-56
1/6	at Nebraska-Omaha *	Omaha, Neb.	L, 70-76
1/10	at John Brown	Siloam Springs, Ark.	W, 74-73
1/13	Fort Hays State *	Pittsburg	W, 67-62
1/15	Benedictine	Pittsburg	L, 59-82
1/25	Missouri S&T	Pittsburg	W, 80-66
1/27	Emporia State *	Pittsburg	L, 75-83
1/29	John Brown	Pittsburg	W, 94-86
2/3	at Washburn *	Topeka, Kan.	L, 65-93
2/5	Rockhurst	Pittsburg	W, 77-65
2/7	Missouri State	Pittsburg	L, 63-79
2/10	Washburn *	Pittsburg	L, 62-69
2/12	Nebraska-Omaha *	Pittsburg	L, 75-89
2/16	at Emporia State *	Emporia, Kan.	L, 67-79
2/17	at Fort Hays State *	Hays, Kan.	L, 63-93
2/24	at Benedictine	Atchison, Kan.	L, 75-97

* Central Intercollegiate

1968-69

Head Coach: Bob Johnson
Record: 13-12, 4-6 RMAC

Date	Opponent	Site	Score
11/30	at Rockhurst	Kansas City, Mo.	L, 74-80
12/4	Northwest Missouri	Pittsburg	W, 86-78
12/7	at Central Missouri	Warrensburg, Mo.	L, 68-86
12/9	at Missouri Southern	Joplin, Mo.	W, 62-56
12/14	Fort Hays State *	Pittsburg	W, 101-76
12/16	Nebraska-Omaha *	Pittsburg	L, 61-65
12/19	Northeastern State	Pittsburg	W, 79-70
12/27	at Ottawa	Ottawa, Kan.	L, 73-85
12/28	vs. William Jewell	Ottawa, Kan.	W, 82-78
1/4	at Emporia State *	Emporia, Kan.	W, 69-61

1/6	at Nebraska-Omaha *	Omaha, Neb.	W, 81-69
1/11	at Washburn	Topeka, Kan.	L, 74-81
1/13	Central Missouri	Pittsburg	W, 72-62
1/23	at Missouri S&T	Rolla, Mo.	W, 78-62
1/27	at Benedictine	Atchison, Kan.	L, 55-62
1/31	at Southern Colorado *	Pueblo, Colo.	L, 70-100
2/1	at Northern Colorado *	Greeley, Colo.	L, 86-97
2/4	Rockhurst	Pittsburg	W, 68-63
2/8	Washburn	Pittsburg	W, 72-62
2/13	Missouri Southern	Pittsburg	W, 61-60
2/15	at Fort Hays State *	Hays, Kan.	L, 72-74
2/22	Northern Colorado *	Pittsburg	L, 78-85
2/24	Southern Colorado *	Pittsburg	L, 59-68
2/27	at Missouri State	Springfield, Mo.	L, 52-87
3/1	Emporia State *	Pittsburg	W, 66-61

* Rocky Mountain Athletic

1969-70

Head Coach: Bob Johnson
Record: 10-13, 5-7 RMAC

Date	Opponent	Site	Score
12/1	Central Missouri	Pittsburg	L, 81-84
12/6	at Northwest Missouri	Maryville, Mo.	L, 62-64
12/8	Missouri S&T	Pittsburg	W, 79-59
12/9	at Northeastern State	Tahlequah, Okla.	L, 66-88
12/13	Fort Hays State *	Pittsburg	L, 80-89
12/15	at Nebraska-Omaha *	Omaha, Neb.	L, 78-98
12/18	Rockhurst	Pittsburg	W, 98-83
12/29	vs. Fort Lewis	Denver, Colo.	W, 95-85
12/30	at Regis	Denver, Colo.	W, 89-76
1/5	at Washburn *	Topeka, Kan.	L, 75-82
1/8	Missouri Southern	Pittsburg	W, 85-79
1/10	Emporia State *	Pittsburg	W, 77-73
1/12	at Central Missouri	Warrensburg, Mo.	L, 83-102
1/24	at Fort Hays State *	Hays, Kan.	W, 102-86
1/30	Northern Colorado *	Pittsburg	L, 73-82
1/31	Southern Colorado *	Pittsburg	W, 81-69
2/4	at Missouri Southern	Joplin, Mo.	L, 60-71
2/7	Washburn *	Pittsburg	L, 83-87
2/9	Benedictine	Pittsburg	L, 68-77
2/14	at Emporia State *	Emporia, Kan.	W, 71-60
2/17	Nebraska-Omaha *	Pittsburg	W, 107-97
2/20	at Southern Colorado *	Pueblo, Colo.	L, 90-94
2/21	at Northern Colorado *	Greeley, Colo.	L, 93-95

* Rocky Mountain Athletic

1970-71

Head Coach: Bob Johnson
Record: 12-11, 6-6 RMAC

Date	Opponent	Site	Score
12/2	at Missouri S&T	Rolla, Mo.	W, 73-63
12/5	at Missouri Southern	Joplin, Mo.	L, 72-77
12/8	at Northeastern State	Tahlequah, Okla.	L, 76-85
12/10	at Arkansas	Fayetteville, Ark.	L, 82-107
12/14	at Sacred Heart	Wichita, Kan.	L, 82-84
12/19	at Nebraska-Omaha *	Omaha, Neb.	W, 90-74
1/4	Northwest Missouri	Pittsburg	W, 67-62
1/8	at Northern Colorado *	Greeley, Colo.	L, 84-90
1/9	at Southern Colorado *	Pueblo, Colo.	L, 73-81
1/12	Benedictine	Pittsburg	W, 76-71
1/16	at Fort Hays State *	Hays, Kan.	L, 67-86
1/19	at Emporia State *	Emporia, Kan.	W, 75-74
1/23	at Rockhurst	Kansas City, Mo.	W, 80-75
1/26	Washburn *	Pittsburg	W, 80-66
1/30	Fort Hays State *	Pittsburg	L, 72-73
2/1	Missouri Southern	Pittsburg	W, 83-77
2/5	Northern Colorado *	Pittsburg	L, 69-70
2/6	Southern Colorado *	Pittsburg	W, 75-66
2/9	Nebraska-Omaha *	Pittsburg	W, 73-59
2/13	at Washburn *	Topeka, Kan.	L, 67-72
2/16	Sacred Heart	Pittsburg	W, 84-79
2/18	at Benedictine	Atchison, Kan.	L, 59-81
2/23	Emporia State *	Pittsburg	W, 102-91

* Rocky Mountain Athletic



ALL-TIME SCORES

1971-72

Head Coach: Bob Johnson

Record: 22-8, 8-4 GPAC

NAIA District 10 Champions

NAIA National Tournament Qualifier

Date	Opponent	Site	Score
12/1	at Northwest Missouri	Maryville, Mo.	W, 71-61
12/4	Missouri Southern	Pittsburg	W, 69-67
12/6	Missouri S&T	Pittsburg	W, 92-85
12/10	at Benedictine	Atchison, Kan.	L, 72-87
12/11	at Nebraska-Omaha *	Omaha, Kan.	L, 91-100
12/14	Sacred Heart	Pittsburg	W, 88-70
12/29	Ottawa	Pittsburg	W, 82-67
12/30	Rockhurst	Pittsburg	W, 104-74
1/7	Northern Colorado *	Pittsburg	W, 96-77
1/8	Southern Colorado *	Pittsburg	W, 71-69
1/11	at Drury	Springfield, Mo.	W, 102-84
1/15	Fort Hays State *	Pittsburg	W, 71-56
1/18	Emporia State *	Pittsburg	L, 63-84
1/19	Central Missouri	Pittsburg	W, 85-72
1/22	at Sacred Heart	Wichita, Kan.	W, 74-64
1/25	at Washburn *	Topeka, Kan.	W, 84-66
1/29	at Fort Hays State *	Hays, Kan.	L, 62-78
2/4	at Northern Colorado *	Greeley, Colo.	W, 75-71
2/5	at Southern Colorado *	Pueblo, Colo.	L, 65-81
2/8	Nebraska-Omaha *	Pittsburg	W, 77-51
2/12	Washburn *	Pittsburg	W, 78-63
2/15	at Central Missouri	Warrensburg, Mo.	L, 86-89
2/19	Drury	Pittsburg	W, 83-74
2/22	at Emporia State *	Emporia, Kan.	W, 72-67
2/24	Benedictine	Pittsburg	W, 93-72
3/1	at Missouri Southern	Joplin, Mo.	L, 78-85
3/6	at Benedictine #	Atchison, Kan.	W, 82-75
3/8	vs. Marymount #	Wichita, Kan.	W, 72-65
NAIA NATIONAL TOURNAMENT			
3/14	vs. Western Carolina	Kansas City, Mo.	W, 98-75
3/15	vs. Gardner Webb, N.C.	Kansas City, Mo.	L, 87-91

* Great Plains Athletic

NAIA District 10 Playoffs

1972-73

Head Coach: Bob Johnson

Record: 12-15, 7-5 GPAC

Date	Opponent	Site	Score
11/27	at Missouri Southern	Joplin, Mo.	L, 69-89
12/2	Benedictine	Pittsburg	L, 65-70
12/4	Northwest Missouri	Pittsburg	L, 77-89
12/9	at Missouri S&T	Rolla, Mo.	W, 67-66
12/16	Drury	Pittsburg	L, 70-82
12/28	William Jewell	Pittsburg	W, 68-63
12/29	Southwest Baptist	Pittsburg	W, 72-55
1/6	at Nebraska-Omaha *	Omaha, Neb.	L, 79-83
1/8	at Benedictine	Atchison, Kan.	L, 61-63
1/10	at Drury	Springfield, Mo.	W, 96-90
1/13	Washburn *	Pittsburg	W, 78-68
1/15	Central Missouri	Pittsburg	W, 98-87
1/19	at Southern Colorado *	Pueblo, Colo.	L, 77-86
1/20	at Northern Colorado *	Greeley, Colo.	W, 95-93
1/25	at Emporia State *	Emporia, Kan.	W, 87-80
1/27	at Fort Hays State *	Hays, Kan.	L, 72-79
1/30	at Central Missouri	Warrensburg, Mo.	L, 70-74
2/3	Nebraska-Omaha *	Pittsburg	W, 72-61
2/10	at Washburn *	Topeka, Kan.	L, 59-63
2/12	Missouri State	Pittsburg	L, 69-71
2/16	Southern Colorado *	Pittsburg	L, 45-47
2/17	Northern Colorado *	Pittsburg	W, 76-70
2/20	Emporia State *	Pittsburg	W, 85-82
2/22	Fort Hays State *	Pittsburg	W, 78-57
2/26	at Rockhurst	Kansas City, Mo.	L, 69-70
2/28	Missouri Southern	Pittsburg	L, 51-64
3/5	at Marymount #	Salina, Kan.	L, 60-62

* Great Plains Athletic

NAIA District 10 Playoffs

1973-74

Head Coach: Bob Johnson

Record: 9-13, 3-7 GPAC

Date	Opponent	Site	Score
12/3	Missouri S&T	Pittsburg	W, 76-73
12/7	at Benedictine	Atchison, Kan.	L, 59-62
12/10	at Drury	Springfield, Mo.	L, 76-81
12/13	Missouri Southern	Pittsburg	W, 78-72
12/15	at Northwest Missouri	Maryville, Mo.	L, 77-89
1/9	Drury	Pittsburg	L, 86-87

1/12	at Washburn *	Topeka, Kan.	L, 71-82
1/18	Southern Colorado *	Pittsburg	W, 69-67
1/19	Northern Colorado *	Pittsburg	W, 75-73
1/24	Emporia State *	Pittsburg	L, 73-99
1/26	Fort Hays State *	Pittsburg	W, 108-70
1/30	at Newman	Wichita, Kan.	W, 78-74
2/2	Benedictine	Pittsburg	W, 64-52
2/7	at Missouri Southern	Joplin, Mo.	L, 78-91
2/9	Washburn *	Pittsburg	L, 70-82
2/11	at Missouri State	Springfield, Mo.	L, 80-97
2/15	at Southern Colorado *	Pueblo, Colo.	L, 88-101
2/16	at Northern Colorado *	Greeley, Colo.	L, 84-95
2/19	at Emporia State *	Emporia, Kan.	L, 82-99
2/23	at Fort Hays State *	Hays, Kan.	L, 73-89
2/27	Missouri State	Pittsburg	W, 75-61
3/2	Rockhurst	Pittsburg	W, 92-91

* Great Plains Athletic

1974-75

Head Coach: Bob Johnson

Record: 17-8, 9-1 GPAC

GPAC Champions

Date	Opponent	Site	Score
12/2	at Missouri S&T	Rolla, Mo.	L, 71-88
12/5	Drury	Pittsburg	L, 76-80
12/7	at Missouri State	Springfield, Mo.	L, 71-92
12/14	Benedictine	Pittsburg	W, 77-66
12/21	at Missouri Southern	Joplin, Mo.	L, 57-59
1/2	vs. Truman	Springfield, Mo.	L, 74-91
1/3	vs. Northwest Missouri	Springfield, Mo.	W, 81-78
1/4	vs. Missouri S&T	Springfield, Mo.	L, 80-82
1/8	at Drury	Springfield, Mo.	W, 79-72
1/14	at Benedictine	Atchison, Kan.	W, 64-63
1/16	Newman	Pittsburg	W, 88-76
1/18	Washburn *	Pittsburg	W, 87-79
1/21	at Rockhurst	Kansas City, Mo.	W, 88-87
1/24	at Southern Colorado *	Pueblo, Colo.	W, 69-67
1/25	at Northern Colorado *	Greeley, Colo.	L, 80-87
1/30	at Emporia State *	Emporia, Kan.	W, 96-85
2/1	at Fort Hays State *	Hays, Kan.	W, 82-80
2/8	Missouri Southern	Pittsburg	W, 73-71
2/10	Missouri State	Pittsburg	W, 72-71
2/17	at Washburn *	Topeka, Kan.	W, 70-64
2/21	Southern Colorado *	Pittsburg	W, 83-68
2/22	Northern Colorado *	Pittsburg	W, 84-80
2/25	Emporia State *	Pittsburg	W, 78-75
2/27	Fort Hays State *	Pittsburg	W, 83-74
3/3	Fort Hays State #	Pittsburg	L, 87-93

* Great Plains Athletic

NAIA District 10 Playoffs

1975-76

Head Coach: Bob Johnson

Record: 9-16, 5-7 GPAC

Date	Opponent	Site	Score
11/20	vs Culver-Stockton	Emporia, Kan.	W, 72-58
11/21	at Emporia State	Emporia, Kan.	L, 68-84
11/22	vs. Newman	Emporia, Kan.	L, 80-95
11/29	Benedictine	Pittsburg	L, 65-67
12/1	at Drury	Springfield, Mo.	L, 64-95
12/4	Missouri Southern	Pittsburg	L, 61-68
12/13	at Benedictine	Atchison, Kan.	L, 69-90
12/20	at Missouri State	Springfield, Mo.	L, 60-80
1/5	Drury	Pittsburg	L, 47-50
1/10	Nebraska-Kearney *	Pittsburg	L, 65-71
1/14	at Emporia State *	Emporia, Kan.	L, 53-62
1/17	at Washburn *	Topeka, Kan.	W, 84-64
1/20	Rockhurst	Pittsburg	W, 59-57
1/23	Northern Colorado *	Pittsburg	W, 65-64
1/24	Southern Colorado *	Pittsburg	W, 67-58
1/29	Emporia State *	Pittsburg	L, 63-65
1/31	Fort Hays State *	Pittsburg	W, 81-76
2/6	at Nebraska-Kearney *	Kearney, Neb.	L, 73-80
2/9	Missouri State	Pittsburg	L, 78-80
2/11	at Missouri Southern	Joplin, Mo.	W, 64-59
2/14	Washburn *	Pittsburg	L, 72-78
2/16	Missouri S&T	Pittsburg	W, 63-60
2/20	at Northern Colorado *	Greeley, Colo.	L, 73-86
2/21	at Southern Colorado *	Pueblo, Colo.	L, 73-81
2/26	at Fort Hays State *	Hays, Kan.	W, 67-56

* Great Plains Athletic

1976-77

Head Coach: Bob Johnson

Record: 15-12, 9-5 CSIC

Date	Opponent	Site	Score
11/18	vs. Arts and Science	Emporia, Kan.	L, 65-75
11/19	vs. Tabor	Emporia, Kan.	W, 87-56
11/20	vs. Langston	Emporia, Kan.	W, 90-77
11/23	at Drury	Springfield, Mo.	L, 62-87
11/29	at Benedictine	Atchison, Kan.	L, 56-89
12/3	at Missouri Western *	St. Joseph, Mo.	L, 80-81
12/6	at Missouri S&T	Rolla, Mo.	L, 51-81
12/9	Benedictine	Pittsburg	W, 81-64
12/11	at Missouri Southern *	Joplin, Mo.	W, 68-60
12/18	Missouri State	Pittsburg	W, 71-69
1/5	Drury	Pittsburg	W, 81-75
1/15	at Wayne State, Neb. *	Wayne, Neb.	L, 76-91
1/18	at Rockhurst	Kansas City, Mo.	L, 64-73
1/21	Emporia State *	Pittsburg	W, 66-61
1/22	Washburn *	Pittsburg	W, 57-56
1/28	at Nebraska-Kearney *	Kearney, Neb.	W, 77-70
1/29	at Fort Hays State *	Hays, Kan.	L, 50-51
2/4	at Washburn *	Topeka, Kan.	W, 51-49
2/5	at Emporia State *	Emporia, Kan.	L, 63-67
2/9	Missouri Southern *	Pittsburg	W, 77-66
2/11	Missouri Western *	Pittsburg	W, 80-70
2/12	Wayne State, Neb. *	Pittsburg	W, 76-65
2/14	at Missouri State	Springfield, Mo.	L, 79-81
2/18	Nebraska-Kearney *	Pittsburg	L, 71-80
2/19	Fort Hays State *	Pittsburg	W, 67-55
2/22	Newman	Pittsburg	W, 74-69
2/26	Benedictine #	Pittsburg	L, 48-49

* Central States Intercollegiate

NAIA District 10 Playoffs

1977-78

Head Coach: Bob Johnson

Record: 7-20, 2-12 CSIC

Date	Opponent	Site	Score
11/25	at Midwestern State	Wichita Falls, Texas	L, 61-85
11/26	vs. Howard Payne, Texas	Wichita Falls, Texas	L, 54-94
11/30	Benedictine	Pittsburg	W, 56-53
12/3	Missouri S&T	Pittsburg	L, 55-84
12/7	Drury	Pittsburg	L, 52-84
12/10	at Central Missouri	Warrensburg, Mo.	W, 82-78
12/14	at Missouri Southern *	Joplin, Mo.	L, 56-67
12/22	vs. Baker	Wichita, Kan.	W, 70-69
12/23	at Newman	Wichita, Kan.	L, 70-83
1/3	at Missouri State	Springfield, Mo.	L, 67-81
1/10	at Drury	Springfield, Mo.	L, 74-97
1/14	Missouri Southern *	Pittsburg	L, 64-79
1/20	Missouri Western *	Pittsburg	L, 49-59
1/21	Wayne State, Neb. *	Pittsburg	W, 83-76
1/24	Central Missouri	Pittsburg	W, 75-73
1/27	at Emporia State *	Emporia, Kan.	L, 59-62
1/28	at Washburn *	Topeka, Kan.	L, 55-75
2/3	Nebraska-Kearney *	Pittsburg	L, 68-75
2/4	Fort Hays State *	Pittsburg	W, 86-83
2/6	at Benedictine	Atchison, Kan.	W, 72-71
2/10	Washburn *	Pittsburg	L, 59-64
2/11	Emporia State *	Pittsburg	L, 64-69
2/17	at Missouri Western *	St. Joseph, Mo.	L, 64-73
2/18	at Wayne State, Neb. *	Wayne, Neb.	L, 76-87
2/24	at Nebraska-Kearney *	Kearney, Neb.	L, 61-102
2/25	at Fort Hays State *	Hays, Kan.	L, 93-108
2/28	Newman	Pittsburg	L, 63-66

* Central States Intercollegiate

1978-79

Head Coach: Bob Johnson

Record: 13-16, 6-8 CSIC

Date	Opponent	Site	Score
11/25	Marymount	Pittsburg	W, 91-85
11/29	at Benedictine +	Atchison, Kan.	L, 79-84
12/2	Bethany	Pittsburg	W, 101-80
12/6	Missouri Southern *	Pittsburg	W, 77-76
12/9	at Tulsa	Tulsa, Okla.	L, 79-107
12/22	Baker	Pittsburg	W, 85-82
12/23	at Newman	Wichita, Kan.	L, 86-90
1/3	at Friends	Wichita, Kan.	L, 75-84
1/4	vs. Ottawa	Wichita, Kan.	W, 103-96
1/6	vs. Southwestern	Wichita, Kan.	W, 88-64
1/8	at Marymount	Salina, Kan.	L, 79-94
1/15	Benedictine +	Pittsburg	L, 78-80
1/19	Washburn *	Pittsburg	W, 63-59
1/20	Emporia State *	Pittsburg	W, 77-70



ALL-TIME SCORES

1/26	at Fort Hays State *	Hays, Kan.	L, 70-102
1/27	at Nebraska-Kearney *	Kearney, Neb.	L, 79-103
2/2	at Emporia State *	Emporia, Kan.	L, 74-79
2/3	at Washburn *	Topeka, Kan.	L, 69-71
2/6	at Missouri Southern *	Joplin, Mo.	L, 64-73
2/9	Wayne State, Neb. *	Pittsburg	W, 76-70
2/10	Missouri Western * +	Pittsburg	W, 70-65
2/16	Fort Hays State *	Pittsburg	W, 97-79
2/17	Nebraska-Kearney *	Pittsburg	L, 80-81
2/19	at Missouri State	Springfield, Mo.	L, 75-80
2/23	at Wayne State, Neb. *	Wayne, Neb.	L, 59-60
2/24	at Missouri Western *	St. Joseph, Mo.	L, 60-62
2/27	Newman + + +	Pittsburg	W, 86-84
3/1	at Fort Hays State #	Hays, Kan.	W, 66-65
3/3	Southwestern #	Pittsburg	L, 73-82


+ overtime
 + + + triple overtime
 * Central States Intercollegiate
 # NAIA District 10 Playoffs

1979-80

Head Coach: Bob Johnson
 Record: 5-22, 3-11 CSIC

Date	Opponent	Site	Score
11/24	at Marymount	Salina, Kan.	L, 70-97
11/26	at Bethany	Lindsborg, Kan.	L, 71-72
11/28	Benedictine	Pittsburg	W, 88-73
12/1	Newman	Pittsburg	L, 67-72
12/8	Central Missouri	Pittsburg	L, 90-94
12/10	Missouri Southern *	Pittsburg	L, 82-87
12/14	vs. Southwestern	Wichita, Kan.	W, 67-66
12/15	at Friends	Wichita, Kan.	L, 77-79
1/3	vs. Marymount	Wichita, Kan.	L, 75-97
1/4	vs. Ozarks, Mo.	Wichita, Kan.	L, 84-104
1/7	Marymount	Pittsburg	L, 78-84
1/12	at Missouri Southern *	Joplin, Mo.	W, 70-68
1/14	at Benedictine	Atchison, Kan.	L, 59-75
1/18	Nebraska-Kearney *	Pittsburg	L, 78-100
1/19	Fort Hays State *	Pittsburg	W, 65-63
1/22	at Central Missouri	Warrensburg, Mo.	L, 73-87
1/25	Washburn *	Pittsburg	L, 55-88
1/26	Emporia State *	Pittsburg	W, 74-73
2/1	at Missouri Western *	St. Joseph, Mo.	L, 60-84
2/2	at Wayne State, Neb. *	Wayne, Neb.	L, 79-84
2/8	at Nebraska-Kearney *	Kearney, Neb.	L, 84-93
2/9	at Fort Hays State *	Hays, Kan.	L, 75-79
2/15	Missouri Western *	Pittsburg	L, 68-75
2/16	Wayne State, Neb. * +	Pittsburg	L, 78-80
2/22	at Emporia State *	Emporia, Kan.	L, 87-99
2/23	at Washburn *	Topeka, Kan.	L, 69-92
2/26	at Newman	Wichita, Kan.	L, 67-84

+ overtime
 * Central States Intercollegiate



John Hickman
 1981-84 (4 Yrs)
 35 wins, 79 losses (.307)

Conference Titles (0)

1980-81

Head Coach: John Hickman
 Record: 4-24, 1-13 CSIC

Date	Opponent	Site	Score
11/15	at John Brown	Siloam Sprngs, Ark.	L, 68-90
11/22	Marymount	Pittsburg	L, 69-88
11/25	at Benedictine	Atchison, Kan.	L, 59-67
11/27	Newman	Pittsburg	W, 68-63
12/2	at Missouri Southern *	Joplin, Mo.	L, 69-83
12/6	at Missouri S&T	Rolla, Mo.	L, 58-89
12/10	John Brown	Pittsburg	W, 79-75
12/13	at Newman	Wichita, Kan.	L, 69-73
12/19	at Friends	Wichita, Kan.	L, 71-85
12/20	vs. Bethel	Wichita, Kan.	L, 70-71
1/2	vs. Missouri S&T	Joplin, Mo.	L, 59-80
1/3	vs. Baker	Joplin, Mo.	L, 66-68
1/5	at Marymount	Salina, Kan.	L, 84-128
1/10	Missouri Southern *	Pittsburg	L, 62-78
1/12	Benedictine	Pittsburg	W, 82-71
1/16	at Emporia State *	Emporia, Kan.	L, 68-72
1/17	at Washburn *	Topeka, Kan.	L, 47-62
1/23	Wayne State, Neb. *	Pittsburg	L, 58-74
1/24	Missouri Western *	Pittsburg	L, 88-89

1/30	Fort Hays State *	Pittsburg	L, 61-71
1/31	Nebraska-Kearney *	Pittsburg	L, 70-77
2/6	at Wayne State, Neb. *	Wayne, Neb.	L, 69-74
2/7	at Missouri Western *	St. Joseph, Mo.	L, 61-63
2/11	at Avila, Mo.	Kansas City, Mo.	L, 85-89
2/13	Washburn *	Pittsburg	L, 48-68
2/14	Emporia State *	Pittsburg	W, 70-68
2/20	at Fort Hays State *	Hays, Kan.	L, 81-95
2/21	at Nebraska-Kearney *	Kearney, Neb.	L, 64-88

* Central States Intercollegiate

1981-82

Head Coach: John Hickman
 Record: 15-15, 7-7 CSIC

Date	Opponent	Site	Score
11/20	vs. Missouri-Kansas City	Liberty, Mo.	L, 61-63
11/21	at William Jewell	Liberty, Mo.	W, 63-49
11/24	Missouri Southern *	Pittsburg	W, 69-65
11/27	at Missouri State	Springfield, Mo.	L, 63-75
11/30	Ozarks, Mo.	Pittsburg	W, 72-63
12/2	at Saint Louis	St. Louis, Mo.	L, 50-66
12/5	at Evangel	Springfield, Mo.	W, 62-58
12/8	Avila, Mo.	Pittsburg	W, 65-59
12/10	Benedictine	Pittsburg	W, 91-71
12/12	Northeastern State +	Pittsburg	L, 69-71
1/5	Baker	Pittsburg	W, 78-59
1/7	Evangel	Pittsburg	W, 70-50
1/9	at Missouri Southern *	Joplin, Mo.	L, 67-74
1/13	at Northeastern State	Tahlequah, Okla.	L, 50-55
1/15	Wayne State, Neb. *	Pittsburg	W, 62-61
1/16	Missouri Western *	Pittsburg	L, 68-83
1/19	Baptist Bible	Pittsburg	W, 65-61
1/22	Nebraska-Kearney *	Pittsburg	W, 92-78
1/23	Fort Hays State *	Pittsburg	L, 48-50
1/29	at Washburn *	Topeka, Kan.	W, 63-61
1/30	at Emporia State *	Emporia, Kan.	L, 53-58
2/1	at Baker	Baldwin City, Kan.	L, 76-90
2/5	at Missouri Western *	St. Joseph, Mo.	L, 74-92
2/6	at Wayne State, Neb. *	Wayne, Neb.	W, 69-63
2/12	Emporia State *	Pittsburg	W, 67-57
2/13	Washburn *	Pittsburg	W, 74-63
2/15	at Benedictine ++	Atchison, Kan.	L, 69-72
2/19	at Fort Hays State *	Hays, Kan.	L, 64-66
2/20	at Nebraska-Kearney *	Kearney, Neb.	L, 58-96
2/25	at Emporia State #	Emporia, Kan.	L, 51-55

+ overtime
 ++ double overtime
 * Central States Intercollegiate
 # NAIA District 10 Playoffs

1982-83

Head Coach: John Hickman
 Record: 7-23, 2-12 CSIC

Date	Opponent	Site	Score
11/22	at Northeastern State	Tahlequah, Okla.	L, 47-48
11/23	at Oklahoma Baptist	Shawnee, Okla.	L, 72-85
11/30	Southwest Baptist	Pittsburg	L, 57-67
12/2	at Evangel	Springfield, Mo.	W, 74-49
12/4	at Missouri Southern *	Joplin, Mo.	W, 70-60
12/6	Northeastern State	Pittsburg	W, 39-37
12/8	Drury +	Pittsburg	L, 60-61
12/10	at Baker	Baldwin City, Kan.	L, 62-67
12/11	at Benedictine	Atchison, Kan.	L, 54-60
12/17	at Ozarks, Ark.	Clarksville, Ark.	L, 54-74
1/8	Missouri Southern * +	Pittsburg	L, 60-64
1/14	at Emporia State *	Emporia, Kan.	L, 58-70
1/15	at Washburn *	Topeka, Kan.	L, 64-72
1/18	Baker	Pittsburg	W, 86-53
1/21	Missouri Western * +	Pittsburg	L, 68-71
1/22	Wayne State, Neb. *	Pittsburg	W, 65-51
1/24	Benedictine	Pittsburg	L, 51-52
1/28	at Nebraska-Kearney *	Kearney, Neb.	L, 57-63
1/29	at Fort Hays State *	Hays, Kan.	L, 67-83
2/4	at Wayne State, Neb. *	Wayne, Neb.	L, 57-64
2/5	at Missouri Western *	St. Joseph, Mo.	L, 61-65
2/8	at Southwest Baptist	Bolivar, Mo.	L, 54-56
2/11	Washburn *	Pittsburg	L, 46-51
2/12	Emporia State *	Pittsburg	L, 56-66
2/14	at Drury	Springfield, Mo.	L, 61-80
2/18	Fort Hays State *	Pittsburg	L, 51-56
2/19	Nebraska-Kearney *	Pittsburg	L, 69-81
2/22	Evangel	Pittsburg	W, 69-56
2/26	Oklahoma Baptist	Pittsburg	W, 51-50
3/5	at Emporia State #	Emporia, Kan.	L, 60-64

+ overtime
 * Central States Intercollegiate
 # NAIA District 10 Playoffs

1983-84

Head Coach: John Hickman
 Record: 9-17, 4-10 CSIC

Date	Opponent	Site	Score
11/24	vs. Central Arkansas	Springfield, Mo.	L, 68-85
11/25	vs. Lincoln	Springfield, Mo.	L, 39-56
11/26	at Evangel	Springfield, Mo.	L, 55-59
11/29	Newman	Pittsburg	W, 76-62
12/3	at Missouri State	Springfield, Mo.	L, 47-72
12/5	Ottawa	Pittsburg	W, 90-72
12/7	Missouri Southern *	Pittsburg	W, 75-69
12/17	at Louisiana College	Pineville, La.	W, 70-65
12/19	at Phillips, Miss.	Gulfport, Miss.	W, 93-84
12/21	at Southern Mississippi	Hattiesburg, Miss.	L, 45-74
12/22	at Xavier, La.	New Orleans, La.	L, 57-70
1/6	Doane, Neb.	Pittsburg	W, 71-69
1/7	Nebraska Wesleyan	Pittsburg	L, 70-77
1/13	Wayne State, Neb. *	Pittsburg	W, 73-64
1/14	Missouri Western *	Pittsburg	L, 80-87
1/20	at Fort Hays State *	Hays, Kan.	L, 67-94
1/21	at Nebraska-Kearney *	Kearney, Neb.	L, 78-100
1/27	Emporia State *	Pittsburg	W, 84-77
1/28	Washburn *	Pittsburg	L, 46-59
2/3	Nebraska-Kearney *	Pittsburg	L, 74-86
2/4	Fort Hays State *	Pittsburg	L, 61-86
2/10	at Missouri Western *	St. Joseph, Mo.	L, 63-64
2/11	at Wayne State, Neb. *	Wayne, Neb.	W, 71-54
2/17	at Washburn *	Topeka, Kan.	L, 63-82
2/18	at Emporia State *	Emporia, Kan.	L, 68-74
2/22	at Missouri Southern *	Joplin, Mo.	L, 59-85

* Central States Intercollegiate



Jerry Reynolds
 1985 (1 Yr)
 16 wins, 15 losses (.516)

Conference Titles (0)

1984-85

Head Coach: Jerry Reynolds
 Record: 16-15, 4-10 CSIC

Date	Opponent	Site	Score
11/13	Benedictine	Pittsburg	W, 64-52
11/16	vs. Central Oklahoma	Tahlequah, Okla.	L, 63-64
11/17	at Northeastern State	Tahlequah, Okla.	L, 61-67
11/20	at Newman	Wichita, Kan.	W, 74-73
11/22	vs. Oklahoma Christian	Springfield, Mo.	L, 49-60
11/23	vs. Southwest Baptist	Springfield, Mo.	W, 88-48
11/24	vs. Ozarks, Ark.	Springfield, Mo.	W, 76-67
11/27	at John Brown	Siloam Springs, Ark.	W, 47-43
12/1	at Missouri Southern *	Joplin, Mo.	L, 55-61
12/4	John Brown	Pittsburg	W, 75-63
12/7	Belhaven, Miss.	Pittsburg	W, 79-67
12/7	vs. Midwestern State	Warrensburg, Mo.	W, 70-63
12/8	at Central Missouri	Warrensburg, Mo.	L, 47-62
1/12	Evangel	Pittsburg	W, 86-67
1/14	Missouri Southern *	Pittsburg	W, 64-57
1/18	at Nebraska-Kearney *	Kearney, Neb.	L, 73-90
1/19	at Fort Hays State *	Hays, Kan.	L, 44-59
1/25	Washburn *	Pittsburg	L, 67-77
1/26	Emporia State *	Pittsburg	W, 83-70
2/1	Missouri Western *	Pittsburg	W, 67-51
2/2	Wayne State, Neb. *	Pittsburg	L, 67-68
2/8	at Emporia State *	Emporia, Kan.	L, 67-80
2/9	at Washburn *	Topeka, Kan.	L, 55-79
2/12	at Benedictine	Atchison, Kan.	W, 68-65
2/15	Fort Hays State *	Pittsburg	L, 56-57
2/16	Nebraska-Kearney *	Pittsburg	L, 68-71
2/18	Park, Mo.	Pittsburg	W, 86-60
2/22	at Wayne State, Neb. *	Wayne, Neb.	L, 74-91
2/23	at Missouri Western *	St. Joseph, Mo.	W, 63-61
2/26	at Ottawa	Ottawa, Kan.	W, 85-73
3/2	at Marymount #	Salina, Kan.	L, 90-98

* Central States Intercollegiate

NAIA District 10 Playoffs



ALL-TIME SCORES



Ken Ash
1986-89 (4 Yrs)
48 wins, 66 losses (.421)

Conference Titles (0)

1985-86.....

Head Coach: Ken Ash

Record: 17-12, 5-9 CSIC

Date	Opponent	Site	Score
11/22	St. Mary of the Plains	Pittsburg	W, 71-52
11/23	Graceland	Pittsburg	W, 96-65
11/28	Ottawa	Pittsburg	W, 90-50
12/5	MidAmerica Nazarene	Pittsburg	W, 81-73
12/7	John Brown	Pittsburg	W, 71-61
12/9	at MidAmerica Nazarene	Olathe, Kan.	W, 75-69
12/14	at Benedictine	Atchison, Kan.	W, 62-52
1/9	at Missouri-Kansas City	Kansas City, Mo.	W, 67-62
1/10	vs. Emporia State	Kansas City, Mo.	L, 63-75
1/11	vs. William Jewell	Kansas City, Mo.	L, 80-95
1/14	at Missouri Southern *	Joplin, Mo.	L, 80-101
1/17	Emporia State *	Pittsburg	L, 67-69
1/18	Washburn *	Pittsburg	L, 57-59
1/21	at John Brown	Siloam Springs, Ark.	W, 67-65
1/24	at Missouri Western *	St. Joseph, Mo.	L, 58-75
1/25	at Wayne State, Neb. *	Wayne, Neb.	W, 63-61
1/31	Nebraska-Kearney *	Pittsburg	W, 82-76
2/1	Fort Hays State *	Pittsburg	L, 73-78
2/5	Benedictine	Pittsburg	W, 82-58
2/7	Wayne State, Neb. *	Pittsburg	W, 89-69
2/8	Missouri Western *	Pittsburg	W, 86-75
2/14	at Washburn * + + +	Topeka, Kan.	L, 89-92
2/15	at Emporia State *	Emporia, Kan.	L, 75-86
2/18	Newman	Pittsburg	W, 79-65
2/21	at Fort Hays State *	Hays, Kan.	L, 68-94
2/22	at Nebraska-Kearney *	Kearney, Neb.	L, 98-105
2/26	Missouri Southern *	Pittsburg	W, 86-72
3/1	Newman #	Pittsburg	W, 85-71
3/3	at Emporia State #	Emporia, Kan.	L, 62-82

+ + + triple overtime

* Central States Intercollegiate
NAIA District 10 Playoffs

1986-87.....

Head Coach: Ken Ash

Record: 8-20, 2-12 CSIC

Date	Opponent	Site	Score
11/22	Regis, Colo.	Pittsburg	W, 60-50
11/29	at Rockhurst	Kansas City, Mo.	L, 74-78
12/6	Avila, Mo.	Pittsburg	W, 71-49
12/8	at Regis	Denver, Colo.	W, 60-44
12/9	at Denver	Denver, Colo.	L, 59-78
12/12	at Missouri Southern *	Joplin, Mo.	L, 66-74
12/19	at MidAmerica Nazarene	Olathe, Kan.	L, 80-82
1/2	Philander Smith	Pittsburg	L, 68-93
1/3	MidAmerica Nazarene	Pittsburg	W, 102-76
1/8	vs. MidAmerica Nazarene	Liberty, Mo.	W, 82-79
1/9	vs. Rockhurst	Liberty, Mo.	L, 59-60
1/10	at William Jewell	Liberty, Mo.	L, 69-79
1/13	at Newman	Wichita, Kan.	L, 83-91
1/16	at Wayne State, Neb. *	Wayne, Neb.	L, 74-75
1/17	at Missouri Western *	St. Joseph, Mo.	W, 81-75
1/21	Benedictine	Pittsburg	L, 69-83
1/23	Fort Hays State *	Pittsburg	L, 74-81
1/24	Nebraska-Kearney *	Pittsburg	L, 77-94
1/30	Emporia State *	Pittsburg	L, 71-81
1/31	Washburn *	Pittsburg	L, 70-87
2/4	at Benedictine	Atchison, Kan.	W, 87-85
2/6	at Nebraska-Kearney *	Kearney, Neb.	L, 93-112
2/7	at Fort Hays State *	Hays, Kan.	L, 74-102
2/13	Missouri Western *	Pittsburg	W, 80-73
2/14	Wayne State, Neb. *	Pittsburg	L, 90-95
2/20	at Washburn *	Topeka, Kan.	L, 82-90
2/21	at Emporia State *	Emporia, Kan.	L, 88-105
2/25	Missouri Southern *	Pittsburg	L, 86-110

* Central States Intercollegiate

1987-88.....

Head Coach: Ken Ash

Record: 14-15, 6-8 CSIC

Date	Opponent	Site	Score
11/20	at Central Oklahoma	Edmond, Okla.	L, 94-95
11/21	vs. Southern Nazarene	Edmond, Okla.	L, 65-66
11/24	at Friends	Wichita, Kan.	L, 71-73
11/27	Northwest Missouri	Pittsburg	L, 83-88
11/28	MidAmerica Nazarene	Pittsburg	W, 116-95
12/4	Lincoln	Pittsburg	W, 73-64
12/7	at Benedictine	Atchison, Kan.	L, 84-103
12/8	Rockhurst	Pittsburg	W, 73-67
12/10	Bartlesville Wesleyan	Pittsburg	W, 68-62
12/12	Central Oklahoma	Pittsburg	W, 114-70
1/5	Missouri Southern *	Pittsburg	W, 72-64
1/8	Bethel	Pittsburg	W, 91-83
1/13	at Central Oklahoma	Edmond, Okla.	W, 92-88

1/15	at Washburn *	Topeka, Kan.	L, 67-82
1/16	at Emporia State *	Emporia, Kan.	L, 74-100
1/22	Wayne State, Neb. *	Pittsburg	W, 80-73
1/23	Missouri Western *	Pittsburg	W, 92-86
1/29	at Fort Hays State *	Hays, Kan.	L, 55-100
1/30	at Nebraska-Kearney *	Kearney, Neb.	L, 88-95
2/5	at Missouri Western *	St. Joseph, Mo.	L, 66-82
2/6	at Wayne State, Neb. * +	Wayne, Neb.	L, 69-71
2/12	Emporia State *	Pittsburg	W, 74-73
2/13	Washburn *	Pittsburg	L, 60-78
2/19	Nebraska-Kearney *	Pittsburg	W, 81-75
2/20	Fort Hays State *	Pittsburg	L, 65-72
2/24	at Northwest Missouri	Maryville, Mo.	L, 73-92
2/27	at Missouri Southern *	Joplin, Mo.	W, 86-61
3/2	Marymount #	Pittsburg	W, 108-99
3/4	at Washburn #	Topeka, Kan.	L, 61-80

+ overtime

* Central States Intercollegiate
NAIA District 10 Playoffs

1988-89.....

Head Coach: Ken Ash

Record: 9-19, 5-9 CSIC

Date	Opponent	Site	Score
11/18	Lincoln	Pittsburg	W, 85-65
11/21	vs. Oklahoma Christian	Tahlequah, Okla.	L, 74-99
11/22	at Northeastern State	Tahlequah, Okla.	L, 74-75
11/30	Northwest Missouri	Pittsburg	L, 58-82
12/1	Southwest Baptist	Pittsburg	L, 60-73
12/6	at Lincoln	Jefferson City, Mo.	W, 70-66
12/8	at Central Missouri	Warrensburg, Mo.	L, 57-91
12/10	at Missouri S&T	Rolla, Mo.	L, 68-78
12/17	at Northwest Missouri	Maryville, Mo.	L, 57-70
1/6	Lindenwood	Pittsburg	W, 105-68
1/7	Missouri S&T	Pittsburg	W, 72-65
1/11	Benedictine	Pittsburg	L, 116-118
1/14	at Southwest Baptist	Bolivar, Mo.	L, 66-85
1/17	at Missouri Southern *	Joplin, Mo.	W, 86-82
1/20	at Nebraska-Kearney *	Kearney, Neb.	L, 92-103
1/21	at Fort Hays State *	Hays, Kan.	L, 73-78
1/27	Washburn *	Pittsburg	W, 62-61
1/28	Emporia State *	Pittsburg	L, 65-78
2/3	Missouri Western *	Pittsburg	L, 65-66
2/4	Wayne State, Neb. *	Pittsburg	L, 73-82
2/10	at Emporia State *	Emporia, Kan.	L, 59-68
2/11	at Washburn *	Topeka, Kan.	L, 67-76
1/14	Bartlesville Wesleyan	Pittsburg	L, 73-74
2/17	Fort Hays State *	Pittsburg	W, 87-76
2/18	Nebraska-Kearney *	Pittsburg	W, 83-79
2/21	Missouri Southern	Pittsburg	W, 79-62
2/24	at Wayne State, Neb. *	Wayne, Neb.	L, 82-94
2/25	at Missouri Western *	St. Joseph, Mo.	L, 67-82

* Central States Intercollegiate



Dennis Hill
1990-95 (6 Yrs)
79 wins, 82 losses (.491)

Conference Titles (0)

1989-90.....

Head Coach: Dennis Hill

Record: 12-15, 6-10 MIAA

Date	Opponent	Site	Score
11/22	Bartlesville Wesleyan	Pittsburg	L, 59-65
11/24	John Brown	Pittsburg	W, 79-62
11/25	Harding	Pittsburg	L, 68-82
11/30	at Harding	Searcy, Ark.	W, 78-77
12/7	Rockhurst	Pittsburg	W, 77-69
12/15	at Alaska-Fairbanks	Fairbanks, Alaska	L, 80-84
12/16	at Alaska-Fairbanks	Fairbanks, Alaska	W, 78-67
12/18	at Alaska-Anchorage	Anchorage, Alaska	L, 55-85
12/19	at Alaska-Anchorage	Anchorage, Alaska	L, 63-87
1/5	Sterling	Pittsburg	W, 91-71
1/6	McPherson	Pittsburg	W, 79-61
1/10	Missouri Southern *	Pittsburg	L, 72-73
1/13	at Northwest Missouri *	Maryville, Mo.	L, 61-64
1/17	Southwest Baptist *	Pittsburg	W, 60-55
1/20	Washburn *	Pittsburg	W, 76-75
1/24	at Southeast Missouri *	Cape Girardeau, Mo.	L, 53-73
1/27	Missouri S&T *	Pittsburg	L, 48-50
1/31	at Missouri Southern *	Joplin, Mo.	W, 70-63
2/3	Missouri-St. Louis *	Pittsburg	W, 82-75
2/6	at Southwest Baptist *	Bolivar, Mo.	L, 44-57
2/10	Missouri Western *	Pittsburg	W, 74-72
2/14	Southwest Missouri *	Pittsburg	L, 73-80
2/17	at Missouri S&T *	Rolla, Mo.	L, 68-72
2/21	at Missouri-St. Louis * +	St. Louis, Mo.	L, 70-80
2/24	Central Missouri *	Pittsburg	L, 60-67
2/28	at Truman *	Kirksville, Mo.	L, 65-68
3/3	at Lincoln *	Jefferson City, Mo.	W, 84-77

+ overtime

* Missouri Intercollegiate

1990-91.....

Head Coach: Dennis Hill

Record: 10-16, 3-13 MIAA

Date	Opponent	Site	Score
11/23	vs. Texas A&M Commerce	Joplin, Mo.	W, 74-68
11/24	vs. St. Edward's	Joplin, Mo.	W, 87-48
11/26	Oral Roberts	Pittsburg	L, 87-101
12/4	at Rockhurst	Kansas City, Mo.	W, 72-66
12/8	at Missouri Baptist	St. Louis, Mo.	L, 60-67
12/10	at Emporia State	Emporia, Kan.	L, 72-78
12/15	William Jewell	Pittsburg	W, 83-71
12/20	Rockhurst	Pittsburg	W, 82-62
1/3	Missouri Baptist	Pittsburg	W, 91-65
1/9	at Missouri Southern *	Joplin, Mo.	L, 68-80
1/12	Northwest Missouri *	Pittsburg	W, 93-89
1/15	at Southwest Baptist *	Bolivar, Mo.	L, 53-74
1/19	at Washburn *	Topeka, Kan.	L, 59-79
1/23	Southwest Missouri *	Pittsburg	L, 66-71
1/26	at Missouri S&T *	Rolla, Mo.	L, 51-53
1/28	Emporia State	Pittsburg	W, 85-64
1/30	Missouri Southern *	Pittsburg	W, 82-69
2/2	at Missouri-St. Louis *	St. Louis, Mo.	L, 85-88
2/6	Southwest Baptist *	Pittsburg	L, 57-67
2/9	at Missouri Western *	St. Joseph, Mo.	L, 67-82
2/13	at Southeast Missouri *	Cape Girardeau, Mo.	L, 67-77
2/16	Missouri S&T *	Pittsburg	L, 79-80
2/18	Missouri-St. Louis *	Pittsburg	L, 71-77
2/23	at Central Missouri *	Warrensburg, Mo.	L, 76-93
2/25	Truman *	Pittsburg	L, 60-62
3/2	Lincoln *	Pittsburg	W, 80-65

* Missouri Intercollegiate

1991-92.....

Head Coach: Dennis Hill

Record: 21-8, 10-6 MIAA

Date	Opponent	Site	Score
11/23	McPherson	Pittsburg	W, 88-47
11/25	at William Jewell	Liberty, Mo.	W, 72-69
11/28	Grandview	Pittsburg	W, 84-66
12/3	at Drury	Springfield, Mo.	W, 68-64
12/6	William Jewell	Pittsburg	W, 74-69
12/7	Central Oklahoma	Pittsburg	W, 93-72
12/14	Avila, Mo.	Pittsburg	W, 83-65
12/18	Seattle Pacific	Pittsburg	L, 63-75
12/20	vs. Alaska-Fairbanks	Denver, Colo.	W, 94-79
12/21	at Metropolitan State	Denver, Colo.	W, 78-68
1/6	at Rockhurst	Kansas City, Mo.	W, 76-53
1/8	Missouri Southern *	Pittsburg	L, 67-72
1/11	at Northwest Missouri *	Maryville, Mo.	W, 68-61
1/15	Southwest Baptist *	Pittsburg	W, 80-58
1/18	Washburn *	Pittsburg	W, 72-71
1/22	Lincoln *	Pittsburg	W, 87-62
1/25	Missouri S&T * + +	Pittsburg	W, 101-99
1/29	at Missouri Southern *	Joplin, Mo.	L, 64-75
2/1	Missouri-St. Louis *	Pittsburg	W, 72-64
2/4	at Southwest Baptist *	Bolivar, Mo.	L, 51-60
2/8	Missouri Western *	Pittsburg	L, 74-83
2/12	at Lincoln *	Jefferson City, Mo.	W, 62-61
2/15	at Missouri S&T *	Rolla, Mo.	L, 70-78
2/17	at Missouri-St. Louis *	St. Louis, Mo.	L, 66-68
2/22	Central Missouri *	Pittsburg	W, 89-74
2/26	at Truman *	Kirksville, Mo.	W, 77-68
2/29	at Emporia State *	Emporia, Kan.	W, 73-72
3/3	at Missouri S&T #	Rolla, Mo.	W, 71-60
3/5	at Washburn # +	Topeka, Kan.	L, 54-67

+ overtime

+ + double overtime

* Missouri Intercollegiate
MIAA Tournament

1992-93.....

Head Coach: Dennis Hill

Record: 13-13, 6-10 MIAA

Date	Opponent	Site	Score
11/20	vs. Cameron	Hays, Kan.	L, 66-78
11/21	vs. Colorado-Colo. Springs	Hays, Kan.	W, 76-40
11/24	at Friends	Wichita, Kan.	L, 60-63
11/27	vs. North Alabama	Joplin, Mo.	W, 77-64
11/28	vs. Arkansas Tech +	Joplin, Mo.	L, 82-86
11/30	William Jewell	Pittsburg	W, 85-65
12/2	Drury	Pittsburg	W, 85-67
12/5	Fort Hays State	Pittsburg	W, 64-58
12/11	at Missouri Southern *	Joplin, Mo.	L, 58-74
12/19	Rockhurst	Pittsburg	W, 66-63
1/5	Cameron	Pittsburg	W, 78-58
1/10	Northwest Missouri *	Pittsburg	W, 92-82
1/12	at Southwest Baptist *	Bolivar, Mo.	L, 54-66
1/16	at Washburn *	Topeka, Kan.	L, 69-70
1/20	Lincoln *	Pittsburg	W, 87-77
1/23	at Missouri S&T *	Rolla, Mo.	L, 79-83
1/27	Missouri Southern *	Pittsburg	L, 58-69
1/30	at Missouri-St. Louis *	St. Louis, Mo.	L, 72-87
2/3	Southwest Baptist *	Pittsburg	L, 68-79
2/6	at Missouri Western *	St. Joseph, Mo.	L, 66-86
2/10	at Lincoln *	Jefferson City, Mo.	W, 63-61

ALL-TIME SCORES

2/13	Missouri S&T *	Pittsburg	W, 80-71
2/15	Missouri-St. Louis *	Pittsburg	W, 69-68
2/20	at Central Missouri *	Warrensburg, Mo.	L, 58-76
2/22	Truman * +	Pittsburg	W, 72-68
2/27	Emporia State *	Pittsburg	L, 72-78

+ overtime
* Mid-America Intercollegiate

1993-94

Head Coach: Dennis Hill
Record: 10-17, 8-8 MIAA

Date	Opponent	Site	Score
11/20	at Missouri Southern	Joplin, Mo.	L, 76-89
11/23	at Cameron	Lawton, Okla.	L, 79-83
11/26	vs. Arkansas Tech	Joplin, Mo.	L, 76-86
11/27	vs. Harding	Joplin, Mo.	W, 62-53
11/29	at William Jewell	Liberty, Mo.	L, 76-85
12/2	at Washington State	Pullman, Wash.	L, 57-74
12/4	at Seattle Pacific	Seattle, Wash.	L, 59-62
12/8	at Fort Hays State	Hays, Kan.	W, 81-76
12/18	Friends	Pittsburg	L, 61-65
1/5	at Central Missouri *	Warrensburg, Mo.	L, 64-74
1/8	at Southwest Baptist *	Bolivar, Mo.	W, 76-65
1/12	Northwest Missouri *	Pittsburg	L, 57-58
1/15	at Washburn *	Topeka, Kan.	L, 55-86
1/17	at Drury	Springfield, Mo.	L, 70-79
1/19	Missouri S&T *	Pittsburg	W, 91-74
1/22	at Missouri St. Louis *	St. Louis, Mo.	L, 71-86
1/26	Missouri Western *	Pittsburg	W, 77-66
1/29	Truman *	Pittsburg	W, 81-69
2/2	at Lincoln *	Jefferson City, Mo.	W, 84-75
2/5	Missouri Southern * ++	Pittsburg	W, 81-79
2/9	at Emporia State *	Emporia, Kan.	L, 73-95
2/12	Southwest Baptist * +	Pittsburg	L, 73-78
2/16	at Northwest Missouri * +	Maryville, Mo.	W, 68-62
2/19	Washburn *	Pittsburg	L, 74-83
2/24	at Missouri S&T *	Rolla, Mo.	W, 84-71
2/26	Missouri-St. Louis *	Pittsburg	L, 82-83
3/1	at Northwest Missouri #	Maryville, Mo.	L, 62-74

+ overtime
++ double overtime
* Mid-America Intercollegiate
MIAA Tournament

1994-95

Head Coach: Dennis Hill
Record: 13-13, 9-7 MIAA

Date	Opponent	Site	Score
11/19	Missouri Southern	Pittsburg	W, 85-80
11/21	MidAmerica Nazarene	Pittsburg	W, 89-85
11/25	vs. Arkansas Tech	Joplin, Mo.	L, 70-88
11/26	vs. Henderson State	Joplin, Mo.	W, 101-71
12/3	Fort Hays State	Pittsburg	L, 91-97
12/7	at Southwestern Oklahoma	Weatherford, Okla.	L, 79-89
12/10	Missouri Baptist	Pittsburg	W, 84-70
12/17	at Nebraska-Omaha +	Omaha, Neb.	L, 69-72
1/4	at Missouri Southern *	Joplin, Mo.	W, 80-72
1/7	Southwest Baptist *	Pittsburg	W, 73-68
1/11	at Northwest Missouri *	Maryville, Mo.	L, 56-82
1/14	Washburn *	Pittsburg	L, 82-85
1/16	Drury	Pittsburg	L, 90-97
1/18	at Missouri S&T *	Rolla, Mo.	W, 89-75
1/21	Missouri-St. Louis *	Pittsburg	L, 68-84
1/25	at Missouri Western *	St. Joseph, Mo.	W, 88-84
1/28	at Truman *	Kirksville, Mo.	L, 76-90
2/1	Lincoln *	Pittsburg	W, 83-81
2/4	Central Missouri * +	Pittsburg	L, 89-98
2/8	Emporia State *	Pittsburg	W, 78-73
2/11	at Southwest Baptist *	Bolivar, Mo.	W, 86-72
2/15	Northwest Missouri *	Pittsburg	W, 89-84
2/18	at Washburn *	Topeka, Kan.	L, 69-109
2/22	Missouri S&T *	Pittsburg	W, 94-76
2/25	at Missouri-St. Louis *	St. Louis, Mo.	L, 97-108
2/27	at Central Missouri #	Warrensburg, Mo.	L, 92-99

+ overtime
* Mid-America Intercollegiate
MIAA Tournament



Gene Iba
1996-2010 (15 Yrs)
261 wins, 172 losses (.603)

Conference Titles (1)
National Tournament Appearances (5)

1995-96

Head Coach: Gene Iba
Record: 14-14, 9-7 MIAA

Date	Opponent	Site	Score
11/18	at Missouri Southern	Joplin, Mo.	L, 73-83
11/20	at Fort Hays State	Hays, Kan.	L, 74-94
11/24	vs. Arkansas Tech	Joplin, Mo.	L, 46-69
11/25	vs. Phillip Brothers	Joplin, Mo.	W, 85-62
11/30	Phillips, Okla.	Pittsburg	L, 70-75
12/2	Ottawa	Pittsburg	W, 93-56
12/9	Tabor	Pittsburg	W, 77-64
12/16	at Phillips, Okla.	Enid, Okla.	L, 69-75
12/18	at Kansas	Lawrence, Kan.	L, 48-103
1/3	Missouri Southern *	Pittsburg	L, 66-69
1/6	Truman *	Pittsburg	W, 74-69
1/9	at Southwest Baptist *	Bolivar, Mo.	W, 71-68
1/13	Northwest Missouri *	Pittsburg	W, 69-65
1/15	at Drury	Springfield, Mo.	W, 62-55
1/17	at Missouri-St. Louis *	St. Louis, Mo.	L, 58-79
1/20	Missouri S&T * +	Pittsburg	W, 82-79
1/24	Missouri Western *	Pittsburg	L, 71-73
1/27	at Washburn *	Topeka, Kan.	L, 66-88
1/31	at Central Missouri *	Warrensburg, Mo.	L, 56-68
2/3	Lincoln *	Pittsburg	W, 74-72
2/7	at Emporia State *	Emporia, Kan.	L, 80-88
2/10	at Truman *	Kirksville, Mo.	W, 80-70
2/14	Southwest Baptist *	Pittsburg	W, 81-76
2/17	at Northwest Missouri *	Maryville, Mo.	W, 86-82
2/21	Missouri-St. Louis *	Pittsburg	W, 87-66
2/24	at Missouri S&T *	Rolla, Mo.	L, 76-84
2/27	at Northwest Missouri # +	Maryville, Mo.	W, 101-98
2/29	at Central Missouri #	Warrensburg, Mo.	L, 62-66

+ overtime
* Mid-America Intercollegiate
MIAA Tournament

1996-97

Head Coach: Gene Iba
Record: 24-8, 14-4 MIAA
MIAA Regular Season Runner-Up
MIAA Tournament Runner-Up
NCAA Division II Tournament (Sweet 16)

Date	Opponent	Site	Score
11/16	Southwestern Oklahoma	Pittsburg	W, 67-61
11/20	vs. Park, Mo.	Kansas City, Mo.	L, 63-67
11/26	Bethel	Pittsburg	W, 78-66
11/29	vs. Arkansas Tech	Joplin, Mo.	W, 62-53
11/30	vs. Georgia Southwestern	Joplin, Mo.	W, 73-69
12/4	Missouri S&T *	Pittsburg	W, 68-46
12/7	at Northwest Missouri *	Maryville, Mo.	W, 70-66
12/9	Drury	Pittsburg	L, 74-77
12/19	Ottawa	Pittsburg	W, 90-57
1/2	at Missouri Western *	St. Joseph, Mo.	W, 76-73
1/4	at Truman *	Kirksville, Mo.	W, 68-50
1/8	Washburn *	Pittsburg	L, 89-93
1/10	Park, Mo. +	Pittsburg	W, 97-89
1/13	Central Missouri *	Pittsburg	W, 93-58
1/15	at Lincoln *	Jefferson City, Mo.	W, 76-70
1/18	Emporia State *	Pittsburg	W, 72-59
1/22	Southwest Baptist *	Pittsburg	W, 66-56
1/25	at Central Missouri *	Warrensburg, Mo.	L, 73-83
1/29	Missouri Southern *	Pittsburg	W, 78-63
2/1	at Washburn *	Topeka, Kan.	L, 76-82
2/5	at Missouri S&T *	Rolla, Mo.	L, 62-74
2/8	Missouri Western *	Pittsburg	W, 97-79
2/12	Northwest Missouri *	Pittsburg	W, 63-62
2/15	Lincoln *	Pittsburg	W, 98-73
2/18	at Southwest Baptist *	Bolivar, Mo.	W, 70-64
2/22	at Missouri Southern *	Joplin, Mo.	W, 78-69

2/24	Truman #	Pittsburg	W, 91-79
2/26	Missouri Western #	Pittsburg	W, 97-80
2/28	at Washburn #	Topeka, Kan.	L, 63-77

NCAA DIVISION II NATIONAL TOURNAMENT

3/6	vs. Missouri Western	Topeka, Kan.	W, 72-70
3/7	vs. Central Oklahoma	Topeka, Kan.	W, 90-84
3/8	vs. Texas A&M-Commerce	Topeka, Kan.	L, 83-89

+ overtime
* Mid-America Intercollegiate
MIAA Tournament

1997-98

Head Coach: Gene Iba
Record: 24-6, 12-4 MIAA
NCAA Division II Tournament (Round of 32)

Date	Opponent	Site	Score
11/14	vs. Ozarks, Mo.	Springfield, Mo.	W, 82-74
11/15	at Evangel	Springfield, Mo.	W, 79-62
11/18	at Drury	Springfield, Mo.	W, 79-64
11/21	William Jewell	Pittsburg	W, 93-83
11/22	St. Edwards	Pittsburg	W, 87-70
11/28	Arkansas Tech	Joplin, Mo.	W, 77-48

11/29	Northeastern State	Joplin, Mo.	W, 71-59
12/2	St. Mary, Kan.	Pittsburg	W, 99-59
12/13	Bartlesville Wesleyan	Pittsburg	W, 103-57
12/20	Missouri Baptist	Pittsburg	W, 84-64
1/3	Truman *	Pittsburg	W, 93-64
1/5	Emporia State *	Pittsburg	W, 80-52
1/7	at Washburn *	Topeka, Kan.	L, 63-72
1/12	Central Missouri *	Pittsburg	W, 69-57
1/17	at Emporia State *	Emporia, Kan.	W, 70-55
1/21	Southwest Baptist *	Pittsburg	W, 65-51
1/24	at Central Missouri *	Warrensburg, Mo.	L, 67-72
1/26	Missouri S&T *	Pittsburg	W, 85-60
1/28	at Missouri Southern *	Joplin, Mo.	W, 83-76
1/31	Washburn *	Pittsburg	W, 75-72
2/4	at Missouri S&T *	Rolla, Mo.	L, 70-73
2/7	at Missouri Western *	St. Joseph, Mo.	W, 82-71
2/11	at Northwest Missouri *	Maryville, Mo.	L, 70-76
2/14	Lincoln *	Pittsburg	W, 105-56
2/19	at Southwest Baptist *	Bolivar, Mo.	W, 56-51
2/21	Missouri Southern *	Pittsburg	W, 77-60
2/24	Central Missouri #	Pittsburg	W, 85-67
2/26	at Northwest Missouri #	Maryville, Mo.	L, 70-79

NCAA DIVISION II NATIONAL TOURNAMENT

3/5	vs. Northwest Missouri	Canyon, Texas	W, 85-70
3/6	at West Texas A&M	Canyon, Texas	L, 79-90

* Mid-America Intercollegiate
MIAA Tournament

1998-99

Head Coach: Gene Iba
Record: 24-5, 14-2 MIAA
MIAA Regular Season Co-Champion
NCAA Division II Tournament (Round of 32)

Date	Opponent	Site	Score
11/14	Central Methodist	Pittsburg	W, 95-58
11/17	Drury	Pittsburg	W, 75-60
11/20	William Jewell	Pittsburg	W, 87-56
11/21	Central Arkansas	Pittsburg	W, 84-65
11/24	at Northeastern State	Tahlequah, Okla.	L, 63-75
11/27	vs. Central Oklahoma	Joplin, Mo.	W, 105-77
11/28	vs. Southwestern Oklahoma	Joplin, Mo.	W, 88-72
12/1	Nebraska-Kearney	Pittsburg	W, 83-75
12/7	Missouri Baptist	Pittsburg	W, 94-65
12/12	Mid-America Bible	Pittsburg	W, 105-62
1/4	at Emporia State *	Emporia, Kan.	W, 71-69
1/6	Washburn *	Pittsburg	W, 77-63
1/13	at Central Missouri *	Warrensburg, Mo.	W, 67-64
1/16	Emporia State *	Pittsburg	W, 66-62
1/18	at Southwest Baptist *	Bolivar, Mo.	W, 63-60
1/23	Central Missouri *	Pittsburg	W, 74-59
1/25	at Missouri S&T *	Rolla, Mo.	W, 77-64
1/27	Missouri Southern *	Pittsburg	W, 81-65
1/30	at Washburn *	Topeka, Kan.	W, 76-70
2/3	Missouri S&T *	Pittsburg	W, 76-57
2/6	Missouri Western *	Pittsburg	W, 76-67
2/10	Northwest Missouri *	Pittsburg	W, 82-56
2/13	at Lincoln *	Jefferson City, Mo.	W, 89-75
2/15	at Truman *	Kirksville, Mo.	L, 64-75
2/17	Southwest Baptist *	Pittsburg	W, 68-61
2/20	at Missouri Southern *	Joplin, Mo.	L, 69-80
2/22	Missouri S&T #	Pittsburg	W, 88-56
2/24	Truman #	Pittsburg	L, 74-76

NCAA DIVISION II NATIONAL TOURNAMENT

3/2	vs. Abilene Christian	Wichita Falls, Texas	L, 59-79
-----	-----------------------	----------------------	----------

* Mid-America Intercollegiate
MIAA Tournament

1999-2000

Head Coach: Gene Iba
Record: 16-13, 9-9 MIAA

Date	Opponent	Site	Score
11/20	Central Christian	Pittsburg	W, 96-47
11/23	Bethel	Pittsburg	W, 75-49
11/26	John Brown	Pittsburg	W, 68-64
11/27	Mesa State	Pittsburg	W, 86-54
11/30	at Drury	Springfield, Mo.	L, 60-75
12/3	vs. St. Francis, Ill.	Joplin, Mo.	W, 62-53
12/4	vs. Arkansas Tech	Joplin, Mo.	L, 61-67
12/11	at Kansas *	Lawrence, Kan.	L, 71-96
12/13	Northeastern State	Pittsburg	W, 71-61
1/3	Central Missouri *	Pittsburg	W, 91-79
1/5	at Missouri Western *	St. Joseph, Mo.	L, 76-87
1/8	Northwest Missouri *	Pittsburg	W, 81-77
1/12	Missouri S&T *	Pittsburg	W, 60-56
1/15	at Washburn *	Topeka, Kan.	L, 73-91
1/19	at Missouri Southern *	Joplin, Mo.	L, 61-76
1/22	Southwest Baptist *	Pittsburg	W, 87-61
1/26	at Emporia State *	Emporia, Kan.	W, 54-52
1/29	Truman *	Pittsburg	W, 74-58
1/31	at Central Missouri *	Warrensburg, Mo.	L, 71-85
2/2	Missouri Western * +	Pittsburg	W, 84-82
2/5	at Northwest Missouri *	Maryville, Mo.	L, 72-81
2/9	at Missouri S&T *	Rolla, Mo.	W, 60-58
2/12	Washburn *	Pittsburg	L, 68-82
2/16	Missouri Southern *	Pittsburg	L, 79-87
2/19	at Southwest Baptist *	Bolivar, Mo.	L, 85-93
2/23	Emporia State *	Pittsburg	W, 69-57
2/26	at Truman *	Kirksville, Mo.	L, 64-86
2/29	at Missouri Western #	St. Joseph, Mo.	W, 75-67
3/2	at Missouri Southern #	Joplin, Mo.	L, 85-96

+ overtime
* Mid-America Intercollegiate
MIAA Tournament



ALL-TIME SCORES

2000-01

Head Coach: Gene Iba

Record: 21-9, 13-5 MIAA

Date	Opponent	Site	Score
11/10	vs. Rollins S	Orlando, Fla.	L, 56-67
11/11	vs. St. Joseph's, Ind. S	Orlando, Fla.	L, 71-94
11/12	vs. Wayne State, Neb. S	Orlando, Fla.	L, 70-72
11/20	Bethany	Pittsburg	W, 85-79
11/22	Drury	Pittsburg	W, 93-55
11/27	Mid-America Nazarene	Pittsburg	W, 82-65
12/1	vs. Oakland City, Ind.	Joplin, Mo.	W, 71-60
12/2	vs. Lincoln	Joplin, Mo.	W, 79-69
12/5	at Northeastern State	Tahlequah, Okla.	W, 64-62
12/9	Newman	Pittsburg	W, 80-74
1/3	Missouri Western *	Pittsburg	W, 64-61
1/6	at Northwest Missouri *	Maryville, Mo.	L, 54-72
1/8	at Central Missouri *	Warrensburg, Mo.	L, 74-86
1/10	at Missouri S&T *	Rolla, Mo.	W, 68-67
1/13	Washburn *	Pittsburg	W, 77-64
1/17	Missouri Southern *	Pittsburg	W, 72-62
1/20	at Southwest Baptist *	Bolivar, Mo.	W, 93-63
1/24	Emporia State *	Pittsburg	W, 78-61
1/27	at Truman *	Kirksville, Mo.	W, 83-61
1/31	at Missouri Western *	St. Joseph, Mo.	L, 85-91
2/3	Northwest Missouri *	Joplin, Mo.	W, 80-71
2/5	Central Missouri *	Pittsburg	W, 69-52
2/7	Missouri S&T *	Pittsburg	W, 70-63
2/10	at Washburn *	Topeka, Kan.	L, 85-88
2/14	at Missouri Southern * +	Joplin, Mo.	W, 86-83
2/17	Southwest Baptist *	Pittsburg	L, 66-75
2/21	at Emporia State *	Emporia, Kan.	W, 80-68
2/24	Truman *	Pittsburg	W, 94-81
2/26	Southwest Baptist #	Pittsburg	W, 98-81
2/28	at Northwest Missouri #	Maryville, Mo.	L, 64-79

+ overtime
S Disney Division II Tipoff Classic
* Mid-America Intercollegiate
MIAA Tournament

2001-02

Head Coach: Gene Iba

Record: 17-10, 11-7 MIAA

Date	Opponent	Site	Score
11/16	Phlander Smith	Pittsburg	W, 95-58
11/17	Saint Martin's	Pittsburg	W, 69-38
11/21	Northeastern State	Pittsburg	L, 60-65
11/24	Sterling	Pittsburg	W, 93-69
11/28	at Kansas	Lawrence, Kan.	L, 62-105
11/30	vs. Panhandle State	Joplin, Mo.	W, 101-62
12/1	vs. Bacone	Joplin, Mo.	W, 89-37
12/8	at Drury	Springfield, Mo.	W, 101-81
1/2	Central Missouri *	Pittsburg	W, 72-61
1/5	at Northwest Missouri *	Maryville, Mo.	L, 56-72
1/7	Emporia State *	Pittsburg	W, 94-77
1/9	Missouri S&T *	Pittsburg	W, 81-78
1/12	at Missouri Western *	St. Joseph, Mo.	L, 64-76
1/16	at Missouri Southern *	Joplin, Mo.	L, 65-78
1/19	Truman *	Pittsburg	W, 93-68
1/23	Southwest Baptist *	Pittsburg	W, 80-64
1/26	at Washburn *	Topeka, Kan.	L, 75-89
2/2	Northwest Missouri *	Pittsburg	L, 81-90
2/4	at Emporia State *	Emporia, Kan.	W, 90-77
2/6	at Missouri S&T *	Rolla, Mo.	L, 72-82
2/9	Missouri Western *	Pittsburg	L, 68-83

2/11	at Central Missouri *	Warrensburg, Mo.	W, 61-52
2/13	Missouri Southern *	Pittsburg	W, 83-81
2/16	at Truman *	Kirksville, Mo.	W, 64-56
2/19	at Southwest Baptist *	Bolivar, Mo.	W, 84-61
2/23	Washburn *	Pittsburg	W, 90-69
2/26	at Washburn #	Topeka, Kan.	L, 73-80

* Mid-America Intercollegiate
MIAA Tournament

2002-03

Head Coach: Gene Iba

Record: 16-12, 8-10 MIAA

Date	Opponent	Site	Score
11/22	vs. Southwestern Oklahoma	Joplin, Mo.	W, 81-66
11/23	vs. Phlander Smith	Joplin, Mo.	W, 94-65
11/26	Mid-America Nazarene	Pittsburg	W, 78-66
11/29	Northwestern Oklahoma	Pittsburg	W, 86-64
11/30	Lincoln	Pittsburg	W, 88-62
12/7	at Rockhurst	Kansas City, Mo.	W, 75-69
12/10	Central Bible	Pittsburg	W, 109-64
12/16	at St. Mary's, Texas	San Antonio, Texas	L, 66-73
12/17	vs. Seattle Pacific	San Antonio, Texas	W, 70-64
12/30	at Emporia State *	Emporia, Kan.	L, 59-61
1/4	Northwest Missouri *	Pittsburg	W, 81-67
1/8	at Missouri S&T * +	Rolla, Mo.	W, 69-67
1/11	Missouri Western *	Pittsburg	W, 67-57
1/15	Missouri Southern *	Pittsburg	L, 69-74
1/18	at Truman * +	Kirksville, Mo.	W, 77-74
1/21	at Southwest Baptist *	Bolivar, Mo.	L, 65-68
1/25	Washburn *	Pittsburg	L, 72-73
1/29	Central Missouri *	Pittsburg	W, 78-76
2/1	at Northwest Missouri *	Maryville, Mo.	L, 64-92
2/5	Missouri S&T *	Pittsburg	W, 78-64
2/8	at Missouri Western *	St. Joseph, Mo.	L, 86-88
2/12	at Missouri Southern *	Joplin, Mo.	L, 75-80
2/15	Truman *	Pittsburg	W, 82-66
2/19	Southwest Baptist *	Pittsburg	W, 79-65

2/22	at Washburn *	Topeka, Kan.	L, 77-79
2/26	at Central Missouri *	Warrensburg, Mo.	L, 75-85
3/1	Emporia State *	Pittsburg	L, 75-80
3/7	vs. Northwest Missouri #	Kansas City, Mo.	L, 73-95

+ overtime
* Mid-America Intercollegiate
MIAA Tournament

2003-04

Head Coach: Gene Iba

Record: 16-12, 8-10 MIAA

Date	Opponent	Site	Score
11/18	Rockhurst	Pittsburg	W, 83-78
11/21	Colorado-Colorado Springs	Pittsburg	W, 73-55
11/22	Benidji State + + +	Pittsburg	L, 100-103
11/28	vs. Evangel	Springfield, Mo.	W, 77-70
11/29	at Drury	Springfield, Mo.	W, 88-67
12/2	Calvary Bible	Pittsburg	W, 110-45
12/5	vs. St. Gregory's	Joplin, Mo.	W, 80-67
12/6	vs. Central Baptist	Joplin, Mo.	W, 94-65
12/10	at Lincoln	Jefferson City, Mo.	W, 84-66
12/30	Central Missouri *	Pittsburg	L, 74-81
1/3	at Truman *	Kirksville, Mo.	W, 84-65
1/7	at Missouri Southern *	Joplin, Mo.	L, 69-75
1/10	Southwest Baptist *	Pittsburg	W, 74-69
1/14	at Emporia State *	Emporia, Kan.	L, 69-78
1/17	Northwest Missouri * +	Pittsburg	L, 70-72
1/21	at Missouri Western *	St. Joseph, Mo.	L, 71-54
1/24	at Missouri S&T *	Rolla, Mo.	L, 59-72
1/28	Washburn *	Pittsburg	W, 77-72
1/31	at Central Missouri *	Warrensburg, Mo.	W, 71-66
2/4	at Washburn *	Topeka, Kan.	L, 71-84
2/7	Missouri S&T *	Pittsburg	W, 92-72
2/11	Missouri Western *	Pittsburg	L, 70-72
2/14	at Northwest Missouri *	Maryville, Mo.	L, 64-82
2/18	Emporia State * + +	Pittsburg	L, 88-89
2/21	at Southwest Baptist *	Bolivar, Mo.	W, 85-83
2/25	Missouri Southern *	Pittsburg	W, 80-73
2/28	Truman *	Pittsburg	W, 86-80
3/5	vs. Central Missouri #	Kansas City, Mo.	W, 84-76
6/4	vs. Washburn #	Kansas City, Mo.	L, 75-88

+ overtime
+ + double overtime
+ + + triple overtime
* Mid-America Intercollegiate
MIAA Tournament

2004-05

Head Coach: Gene Iba

Record: 23-7, 13-5 MIAA

NCAA Division II Tournament (Round of 32)

Date	Opponent	Site	Score
11/19	vs. St. Mary's	Joplin, Mo.	W, 58-47
11/20	vs. Panhandle State	Joplin, Mo.	W, 70-61
11/29	Evangel	Pittsburg	W, 87-56
12/4	Lincoln	Pittsburg	W, 110-69
12/8	at Rockhurst	Kansas City, Mo.	W, 88-81
12/11	Science & Arts	Pittsburg	W, 102-76
12/12	Drury	Pittsburg	W, 76-60
12/18	vs. Eastern New Mexico	Las Vegas, Nev.	W, 83-63
12/19	vs. West Texas A&M	Las Vegas, Nev.	W, 64-51
12/30	at Central Missouri *	Warrensburg, Mo.	L, 71-90
1/2	Truman *	Pittsburg	W, 66-58
1/5	Missouri Southern *	Pittsburg	W, 75-66
1/8	at Southwest Baptist *	Bolivar, Mo.	L, 72-80
1/12	Emporia State * +	Pittsburg	W, 97-91
1/15	at Northwest Missouri *	Maryville, Mo.	W, 72-58
1/19	Missouri Western *	Pittsburg	L, 88-98
1/22	Missouri S&T *	Pittsburg	W, 53-44
1/26	at Washburn *	Topeka, Kan.	L, 61-76
1/29	Central Missouri *	Pittsburg	W, 95-86
2/2	Washburn *	Pittsburg	W, 83-81
2/5	at Missouri S&T *	Rolla, Mo.	W, 72-66
2/9	at Missouri Western *	St. Joseph, Mo.	W, 83-76
2/12	Northwest Missouri *	Pittsburg	W, 81-69
2/16	at Emporia State *	Emporia, Kan.	W, 76-65
2/19	Southwest Baptist *	Pittsburg	W, 94-70
2/23	at Missouri Southern *	Joplin, Mo.	L, 78-84
2/26	at Truman *	Kirksville, Mo.	W, 68-66
3/4	vs. Missouri Southern #	Kansas City, Mo.	L, 61-63

NCAA DIVISION II NATIONAL TOURNAMENT

3/12	vs. St. Mary's	Commerce, Texas	W, 73-59
3/13	vs. Tarleton State +	Commerce, Texas	L, 59-65

+ overtime
* Mid-America Intercollegiate
MIAA Tournament

2005-06

Head Coach: Gene Iba

Record: 9-19, 5-11 MIAA

Date	Opponent	Site	Score
11/19	vs. St. Mary's	Joplin, Mo.	W, 58-47
11/18	vs. Mesa State	Golden, Colo.	L, 62-77
11/19	at Colorado Mines	Golden, Colo.	L, 39-52
11/22	Rockhurst	Pittsburg	L, 56-59
11/25	vs. Benidji State	Joplin, Mo.	L, 66-71
11/26	vs. Missouri Baptist	Joplin, Mo.	L, 69-75
11/30	St. Gregory's	Pittsburg	W, 76-59
12/2	Hannibal-Lagrange	Pittsburg	W, 82-50
12/3	St. Joseph (Vt.)	Pittsburg	W, 106-48
12/6	Avila	Pittsburg	W, 69-58
12/10	Missouri Western *	Pittsburg	W, 80-60

12/17	vs. St. Mary's	Las Vegas, Nev.	L, 61-64
12/18	vs. Seattle Pacific	Las Vegas, Nev.	L, 77-83
1/3	at Southwest Baptist *	Bolivar, Mo.	L, 69-73
1/7	at Emporia State *	Emporia, Kan.	L, 68-80
1/11	Missouri Southern *	Pittsburg	L, 84-86
1/14	Truman *	Pittsburg	W, 68-55
1/18	at Washburn *	Topeka, Kan.	L, 58-71
1/21	at Northwest Missouri *	Maryville, Mo.	L, 42-90
1/25	Central Missouri *	Pittsburg	L, 78-80
2/1	at Central Missouri *	Warrensburg, Mo.	L, 74-79
2/4	Northwest Missouri *	Pittsburg	W, 64-42
2/8	Washburn *	Pittsburg	W, 67-60
2/11	at Truman * +	Kirksville, Mo.	L, 76-81
2/15	at Missouri Southern *	Joplin, Mo.	L, 63-75
2/18	Emporia State *	Pittsburg	W, 89-85
2/22	Southwest Baptist *	Pittsburg	L, 69-78
2/25	at Missouri Western *	St. Joseph, Mo.	L, 65-91
3/3	vs. Southwest Baptist #	Kansas City, Mo.	L, 51-67

+ overtime
* Mid-America Intercollegiate
MIAA Tournament

2006-07

Head Coach: Gene Iba

Record: 18-13, 9-9 MIAA

Date	Opponent	Site	Score
11/17	vs. West Texas A&M	Joplin, Mo.	W, 73-59
11/18	vs. Central Bible College	Joplin, Mo.	W, 81-36
11/24	Evangel	Pittsburg	W, 81-66
11/25	Colorado Mines	Pittsburg	W, 53-39
11/28	at Cameron	Lawton, Okla.	L, 72-87
12/4	Avila	Pittsburg	W, 65-47
12/7	Rhema Bible College	Pittsburg	W, 82-49
12/9	at Central Missouri *	Warrensburg, Mo.	L, 67-87
12/19	vs. Midwestern State	San Antonio, Texas	L, 71-74
12/20	vs. Southeastern Oklahoma	San Antonio, Texas	W, 77-72
12/30	Truman *	Pittsburg	W, 68-63
1/3	Missouri Southern *	Pittsburg	W, 84-71
1/6	Emporia State *	Pittsburg	L, 77-86
1/9	at Southwest Baptist * +	Bolivar, Mo.	L, 84-87
1/13	at Northwest Missouri *	Maryville, Mo.	L, 64-69
1/17	Missouri Western * +	Pittsburg	L, 69-71
1/20	at Washburn *	Topeka, Kan.	W, 84-79
1/22	Fort Hays State *	Pittsburg	L, 75-77
1/27	Central Missouri *	Pittsburg	L, 59-81
1/31	at Fort Hays State *	Hays, Kan.	W, 56-55
2/3	Washburn *	Pittsburg	W, 72-61
2/7	at Missouri Western *	St. Joseph, Mo.	L, 64-73
2/10	Northwest Missouri *	Pittsburg	W, 74-56
2/14	at Emporia State *	Emporia, Kan.	W, 91-88
2/17	Southwest Baptist *	Pittsburg	L, 51-58
2/21	at Missouri Southern *	Joplin, Mo.	W, 72-67
2/24	at Truman *	Kirksville, Mo.	W, 68-65
3/1	vs. Southwest Baptist #	Kansas City, Mo.	W, 73-70
3/3	vs. Northwest Missouri #	Kansas City, Mo.	W, 76-70
3/4	vs. Central Missouri #	Kansas City, Mo.	L, 56-59

NCAA DIVISION II NATIONAL TOURNAMENT

3/10	vs. Northwest Missouri #	Warrensburg, Mo.	L, 53-74
------	--------------------------	------------------	----------

+ overtime
* Mid-America Intercollegiate
MIAA Tournament
! NCAA-II National Tournament

2007-08

Head Coach: Gene Iba

Record: 18-10, 9-9 MIAA

Date	Opponent	Site	Score
11/16	Robert Morris-Springfield	Pittsburg	W, 97-52
11/17	Cameron	Pittsburg	W, 85-50
11/20	Rhema Bible College	Pittsburg	W, 85-39
11/23	vs. Mid-American Christian	Joplin, Mo.	W, 83-61
11/24	vs. Maryville	Joplin, Mo.	W, 83-51
11/28	at Newman	Wichita, Kan.	W, 78-76
12/17	vs. St. Mary's	San Antonio, Texas	W, 63-54
12/18	vs. Angelo State	San Antonio, Texas	W, 58-54
12/29	Southwestern College	Pittsburg	W, 93-58
1/2	Central Missouri *	Pittsburg	L, 63-74
1/5	at Truman *	Kirksville, Mo.	W, 62-59
1/9	at Missouri Southern *	Joplin, Mo.	L, 64-76
1/12	at Emporia State *	Emporia, Kan.	W, 72-63
1/16	Southwest Baptist *	Pittsburg	L, 61-85
1/19	Northwest Missouri *	Pittsburg	L, 46-62
1/23	at Missouri Western *	St. Joseph, Mo.	W, 69-55
1/26	Washburn *	Pittsburg	W, 82-69
1/30	at Fort Hays State * + + +	Hays, Kan.	L, 78-85
2/2	at Central Missouri *	Warrensburg, Mo.	L,

ALL-TIME SCORES

2008-09

Head Coach: Gene Iba

Record: 10-17, 5-15 MIAA

Date	Opponent	Site	Score
11/21	vs. Lincoln	Joplin, Mo.	W, 65-49
11/22	vs. Mid-America Christian	Joplin, Mo.	W, 73-53
11/24	Saint mary	Pittsburg	L, 67-71
11/28	Evangel +	Pittsburg	L, 94-98
11/29	Henderson State	Pittsburg	W, 66-55
12/3	at Missouri Western *	St. Joseph, Mo.	L, 75-86
12/6	Truman *	Pittsburg	W, 81-73
12/8	Newman	Pittsburg	W, 79-77
12/13	Southwest Baptist *	Pittsburg	L, 76-82
12/21	Southwestern College	Pittsburg	W, 95-44
12/29	at Central Missouri * +	Warrensburg, Mo.	L, 72-79
1/3	Northwest Missouri * +	Pittsburg	W, 63-61
1/3	at Missouri Southern *	Joplin, Mo.	L, 76-88
1/10	Emporia State * + + + +	Pittsburg	L, 100-102
1/14	at Washburn *	Topeka, Kan.	L, 73-85
1/17	at Fort Hays State *	Hays, Kan.	L, 63-74
1/21	Nebraska-Omaha * +	Pittsburg	W, 88-86
1/24	Missouri Western *	Pittsburg	L, 68-79
1/28	at Truman *	Kirkville, Mo.	W, 60-59
1/31	Central Missouri *	Pittsburg	L, 62-73
2/3	at Southwest Baptist *	Bolivar, Mo.	L, 67-81
2/7	at NW Missouri State *	Maryville, Mo.	L, 72-75
2/11	Missouri Southern *	Pittsburg	W, 76-58
2/18	at Emporia State *	Emporia, Kan.	L, 74-84
2/21	Washburn *	Pittsburg	L, 69-80
2/26	Fort Hays State *	Pittsburg	L, 59-65
2/28	at Nebraska-Omaha *	Omaha, Neb.	L, 78-86

+ overtime

+ + + + four overtimes

* Mid-America Intercollegiate

2009-10

Head Coach: Gene Iba

Record: 9-18, 3-17 MIAA

Date	Opponent	Site	Score
11/17	Stirling College	Pittsburg	W, 72-49
11/20	Haskell	Pittsburg	W, 96-54
11/21	Missouri S&T	Pittsburg	W, 63-62
11/24	at Newman	Wichita, Kan.	L, 46-68
11/27	vs. Southwestern College	Joplin, Mo.	W, 78-67
11/28	vs. Mid-America Christian	Joplin, Mo.	W, 72-55
12/2	Missouri Western *	Pittsburg	L, 77-80
12/5	at Truman *	Kirkville, Mo.	L, 63-77
12/12	at Northwest Baptist *	Bolivar, Mo.	L, 75-79
12/21	Benedictine	Pittsburg	W, 96-76
12/28	Central Missouri *	Pittsburg	L, 60-83
12/30	at NW Missouri State *	Maryville, Mo.	L, 65-73
1/2	Missouri Southern *	Pittsburg	W, 67-65
1/9	at Emporia State *	Emporia, Kan.	L, 66-76
1/13	Washburn *	Pittsburg	L, 54-62
1/16	Fort Hays State *	Pittsburg	L, 56-69
1/20	at Nebraska-Omaha *	Omaha, Neb.	W, 59-83
1/23	at Missouri Western *	St. Joseph, Mo.	L, 62-69
1/27	Truman *	Pittsburg	L, 58-62
1/30	at Central Missouri *	Warrensburg, Mo.	L, 61-72
2/3	Southwest Baptist *	Pittsburg	L, 71-83
2/6	NW Missouri State *	Pittsburg	W, 77-68
2/10	at Missouri Southern *	Joplin, Mo.	L, 51-77
2/17	Emporia State *	Pittsburg	L, 42-65
2/20	at Washburn *	Topeka, Kan.	L, 61-77
2/24	at Fort Hays State *	Hays, Kan.	L, 60-69
2/27	Nebraska-Omaha *	Pittsburg	W, 99-90

* Mid-America Intercollegiate



Kevin Muff
2011-2017 (7 Yrs)
97 wins, 102 losses (.487)

Conference Titles (1)
National Tournament Appearances (1)

2010-11

Head Coach: Kevin Muff

Record: 13-13, 9-13 MIAA

Date	Opponent	Site	Score
11/16	Newman	Pittsburg, Kan.	W, 95-68
11/19	vs. College of the Ozarks	Joplin, Mo.	W, 91-73
11/20	vs. Central Bible College	Joplin, Mo.	W, 75-45
11/28	at Missouri S&T	Rolla, Mo.	W, 64-61
12/1	at Missouri Western *	St. Joseph, Mo.	L, 79-94
12/4	Truman *	Pittsburg, Kan.	W, 91-68
12/8	NW Missouri State *	Pittsburg, Kan.	W, 75-66
12/11	Southwest Baptist *	Pittsburg, Kan.	L, 68-84
12/18	at Central Missouri *	Warrensburg, Mo.	L, 74-78
1/2	at Missouri Southern *	Joplin, Mo.	W, 77-75
1/5	Lincoln *	Pittsburg, Kan.	W, 72-69
1/8	Emporia State *	Pittsburg, Kan.	W, 80-61
1/12	at Washburn *	Topeka, Kan.	L, 66-82
1/15	at Fort Hays State *	Hays, Kan.	L, 71-78
1/18	Nebraska-Omaha *	Pittsburg, Kan.	L, 79-82
1/22	Missouri Western *	Pittsburg, Kan.	W, 79-75
1/26	at Truman *	Kirkville, Mo.	W, 58-56
1/29	Central Missouri *	Pittsburg, Kan.	W, 78-67
2/3	at Southwest Baptist *	Bolivar, Mo.	L, 73-82
2/5	at NW Missouri State *	Maryville, Mo.	L, 64-65

2/9	Missouri Southern *	Pittsburg, Kan.	L, 78-90
2/12	at Lincoln *	Jefferson City, Mo.	W, 85-68
2/16	at Emporia State *	Emporia, Kan.	L, 81-82
2/19	Washburn *	Pittsburg, Kan.	L, 68-72
2/23	Fort Hays State *	Hays, Kan.	L, 63-70
2/26	at Nebraska-Omaha *	Omaha, Neb.	L, 69-85

* Mid-America Intercollegiate

2011-12

Head Coach: Kevin Muff

Record: 17-14, 10-10 MIAA

Date	Opponent	Site	Score
11/11	vs. Eastern New Mexico	Stephenville, Texas	W, 77-71
11/12	at Tule Lake State	Stephenville, Texas	L, 40-57
11/18	MidAmerican Nazarene	Pittsburg, Kan.	W, 93-84
11/19	Avila	Pittsburg, Kan.	W, 88-78
11/22	Central Oklahoma	Pittsburg, Kan.	L, 72-79
11/26	Southwestern College	Pittsburg, Kan.	W, 104-71
11/30	Missouri Western *	Pittsburg, Kan.	W, 77-71
12/3	at Truman *	Kirkville, Mo.	L, 57-66
12/7	at NW Missouri State *	Maryville, Mo.	L, 70-73
12/10	at Southwest Baptist *	Bolivar, Mo.	W, 73-67
12/18	Central Missouri *	Pittsburg, Kan.	L, 57-65
12/30	Missouri Southern *	Pittsburg, Kan.	W, 97-87
1/4	at Lincoln *	Jefferson City, Mo.	W, 69-63
1/7	at Emporia State *	Emporia, Kan.	W, 75-68
1/11	Washburn *	Pittsburg, Kan.	W, 79-70
1/14	Fort Hays State *	Pittsburg, Kan.	L, 66-76
1/18	at Northeastern State *	Tahlequah, Okla.	L, 60-71
1/21	at Missouri Western *	St. Joseph, Mo.	W, 69-67
1/25	Truman *	Pittsburg, Kan.	W, 73-56
1/28	at Central Missouri *	Warrensburg, Mo.	L, 82-84
2/1	Southwest Baptist *	Pittsburg, Kan.	L, 65-73
2/4	NW Missouri State *	Pittsburg, Kan.	L, 74-78
2/8	at Missouri Southern * + +	Joplin, Mo.	L, 92-96
2/11	Lincoln *	Pittsburg, Kan.	L, 72-61
2/15	Emporia State *	Pittsburg, Kan.	W, 61-44
2/18	at Washburn *	Topeka, Kan.	L, 63-81
2/22	at Fort Hays State *	Hays, Kan.	L, 60-66
2/25	Northeastern State *	Pittsburg, Kan.	W, 78-54
3/2	vs. Central Missouri #	Kansas City, Mo.	W, 78-64
3/3	vs. NW Missouri State #	Kansas City, Mo.	W, 56-53
3/4	vs. Washburn #	Kansas City, Mo.	L, 63-67

+ overtime

+ + double overtime

* Mid-America Intercollegiate

MIAA Tournament

2012-13

Head Coach: Kevin Muff

Record: 17-10, 11-7 MIAA

Date	Opponent	Site	Score
11/13	Baker	Pittsburg, Kan.	W, 88-67
11/16	vs. Lincoln	Joplin, Mo.	W, 86-78
11/17	vs. Avila	Joplin, Mo.	W, 85-75
11/20	Newman	Pittsburg, Kan.	L, 79-89
11/24	Southwestern College	Pittsburg, Kan.	W, 73-60
11/28	William Jewell +	Pittsburg, Kan.	W, 74-69
12/6	Central Oklahoma *	Pittsburg, Kan.	W, 81-70
12/7	at Lindenwood * + + +	St. Charles, Mo.	W, 85-79
12/18	vs. Arkansas-Fort Smith	Las Vegas, Nev.	W, 84-76
12/19	vs. Dixie State	Las Vegas, Nev.	W, 67-63
1/3	Nebraska-Kearney *	Pittsburg, Kan.	W, 76-62
1/5	Northwest Missouri *	Pittsburg, Kan.	L, 51-62
1/10	at Lincoln *	Jefferson City, Mo.	W, 85-63
1/12	at Central Missouri *	Warrensburg, Mo.	L, 73-80
1/16	at Missouri Southern *	Joplin, Mo.	L, 80-87
1/19	Fort Hays State *	Pittsburg, Kan.	W, 72-69
1/23	at Northeastern State *	Tahlequah, Okla.	L, 62-64
1/30	at Missouri Western *	St. Joseph, Mo.	W, 57-56
2/2	at Washburn *	Topeka, Kan.	L, 51-67
2/7	Truman *	Pittsburg, Kan.	W, 79-75
2/9	Southwest Baptist *	Pittsburg, Kan.	L, 75-81
2/16	Northeastern State *	Pittsburg, Kan.	W, 89-59
2/20	at Emporia State *	Emporia, Kan.	L, 82-88
2/23	at Central Oklahoma *	Edmond, Okla.	L, 76-92
2/27	Missouri Southern *	Pittsburg, Kan.	W, 94-91
3/2	Emporia State *	Pittsburg, Kan.	W, 82-55
3/4	Truman #	Pittsburg, Kan.	W, 70-62
3/7	vs. Central Missouri #	Kansas City, Mo.	L, 63-69

+ overtime

+ + double overtime

* Mid-America Intercollegiate

MIAA Tournament

2013-14

Head Coach: Kevin Muff

Record: 8-18, 4-15 MIAA

Date	Opponent	Site	Score
11/13	at Newman	Wichita, Kan.	L, 76-80
11/19	at William Jewell	Liberty, Mo.	L, 80-93
11/22	Bethany	Pittsburg, Kan.	W, 108-77
11/23	Avila	Pittsburg, Kan.	W, 96-82
11/29	vs. Eastern New Mexico	Canyon, Texas	W, 86-84
11/30	at West Texas A&M	Canyon, Texas	L, 58-70
12/5	at Northwest Missouri *	Maryville, Mo.	L, 59-75
12/18	West Texas A&M	Pittsburg, Kan.	W, 85-79
1/4	at Lindenwood *	St. Charles, Mo.	L, 82-90
1/6	at Lincoln *	Jefferson City, Mo.	W, 87-72
1/9	Central Missouri *	Pittsburg, Kan.	L, 62-88
1/11	Missouri Western *	Pittsburg, Kan.	W, 85-82
1/15	at Emporia State *	Emporia, Kan.	L, 75-83

1/18	at Washburn *	Topeka, Kan.	L, 80-83
1/22	Nebraska-Kearney *	Pittsburg, Kan.	L, 80-82
1/25	Fort Hays State *	Pittsburg, Kan.	L, 75-78
1/29	Northeastern State *	Pittsburg, Kan.	W, 73-63
2/1	at Central Oklahoma *	Edmond, Okla.	L, 73-74
2/4	Southwest Baptist *	Pittsburg, Kan.	L, 74-89
2/8	Central Oklahoma *	Pittsburg, Kan.	L, 72-80
2/13	at Nebraska-Kearney *	Kearney, Neb.	L, 83-92
2/15	at Fort Hays State *	Hays, Kan.	L, 69-87
2/19	at Northeastern State *	Tahlequah, Okla.	L, 60-61
2/22	at Missouri Southern *	Joplin, Mo.	L, 90-110
2/26	Emporia State *	Pittsburg, Kan.	W, 84-76
3/1	Washburn * +	Pittsburg, Kan.	L, 90-92

+ overtime

* Mid-America Intercollegiate

2014-15

Head Coach: Kevin Muff

Record: 20-12, 12-7 MIAA

MIAA Postseason Tournament Champion

NCAA Division II Tournament Qualifier

Date	Opponent	Site	Score
11/15	vs. Augustana (S.D.)	Sioux Falls, S.D.	L, 69-86
11/16	vs. Northern State	Sioux Falls, S.D.	L, 68-75
11/19	at Arkansas Tech	Russellville, Ark.	W, 76-56
11/26	at West Texas A&M	Canyon, Texas	L, 63-72
11/28	at Tarleton State	Stephenville, Texas	L, 59-65
11/29	vs. Texas A&M-Kingsville	Stephenville, Texas	W, 95-83
12/2	Newman	Pittsburg, Kan.	W, 82-66
12/6	Northwest Missouri *	Bolivar, Mo.	W, 69-67
12/20	at Southwest Baptist *	Pittsburg, Kan.	W, 73-78
12/31	Arkansas Tech	Pittsburg, Kan.	W, 73-68
1/3	Lindenwood *	Pittsburg, Kan.	L, 65-69
1/5	Lincoln *	Pittsburg, Kan.	W, 74-50
1/8	at Central Missouri *	Warrensburg, Mo.	L, 54-66
1/10	at Missouri Western *	St. Joseph, Mo.	W, 63-61
1/14	Emporia State *	Pittsburg, Kan.	W, 59-58
1/17	Washburn *	Pittsburg, Kan.	W, 82-40
1/22	at Nebraska-Kearney *	Kearney, Neb.	L, 64-68
1/24	at Fort Hays State *	Hays, Kan.	W, 69-64
1/28	at Northeastern State *	Tahlequah, Okla.	W, 76-66
1/31	Central Oklahoma *	Pittsburg, Kan.	W, 78-61
2/7	at Central Oklahoma *	Edmond, Okla.	L, 65-82
2/12	Nebraska-Kearney *	Pittsburg, Kan.	W, 101-73
2/14	Fort Hays State *	Pittsburg, Kan.	W, 77-63
2/18	Northeastern State *	Pittsburg, Kan.	W, 87-73
2/21	Missouri Southern *	Pittsburg, Kan.	L, 63-66
2/25	at Emporia State *	Emporia, Kan.	L, 67-74
2/28	at Washburn *	Topeka, Kan.	L, 48-63
3/2	Northeastern State #	Pittsburg, Kan.	W, 69-54
3/5	vs. Lindenwood #	Kansas City, Mo.	W, 74-55
3/7	vs. Northwest Missouri #	Kansas City, Mo.	W, 65-58
3/8	vs. Missouri Southern #	Kansas City, Mo.	W, 91-65

2015-16

Head Coach: Kevin Muff

Record: 16-13, 11-11 MIAA

Date	Opponent	Site	Score
11/13	vs. Minnesota State	Joplin, Mo.	W, 62-59
11/14	vs. St. Cloud State	Joplin, Mo.	W, 85-69
11/17	at Newman	Wichita, Kan.	L, 89-98
11/19	William Jewell	Pittsburg, Kan.	W, 100-97
11/27	at Regis (Colo.)	Denver, Colo.	W, 80-62
11/28	at Metro State	Denver, Colo.	W, 72-61
12/2	Northeastern State *	Pittsburg, Kan.	W, 106-99
12/5	Central Oklahoma *	Pittsburg, Kan.	W, 74-71
12/10	at Missouri Western *	St. Joseph, Mo.	L, 66-69
12/13	at Northwest Missouri *	Maryville, Mo.	L, 48-73
12/16	Washburn *	Pittsburg, Kan.	L, 63-76
12/19	Emporia State *	Pittsburg, Kan.	L, 66-70
1/2	at Fort Hays State *	Hays, Kan.	L, 78-89
1/4	at Nebraska-Kearney *	Kearney, Neb.	L, 75-91
1/7	Central Missouri *	Pittsburg, Kan.	W, 80-69
1/9	Southwest Baptist *	Pittsburg, Kan.	L, 71-83
1/16	Missouri Southern *	Pittsburg, Kan.	W, 89-80
1/21	at Lindenwood *	St. Charles, Mo.	W, 70-66
1/23	at Lincoln *	Jefferson City, Mo.	L, 63-68
1/27	Missouri Western *	Pittsburg, Kan.	W, 95-73</

ALL-TIME SCORES

2016-17

Head Coach: Kevin Mull
Record: 5-22, 3-16 MIAA

Date	Opponent	Site	Score
11/11	vs. Minnesota State	St. Cloud, Minn.	L, 80-85
11/12	at St. Cloud State	St. Cloud, Minn.	L, 68-91
11/15	Newman	Pittsburg, Kan.	W, 84-76
11/17	at William Jewell	Liberty, Mo.	L, 57-81
11/23	vs Puerto Rico-Mayaguez	San Juan, P.R.	L, 60-63
11/24	vs St. Edward's	San Juan, P.R.	L, 54-62
11/25	vs Saint Rose	San Juan, P.R.	L, 44-67
12/1	Nebraska-Kearney*	Pittsburg, Kan.	L, 79-92
12/3	Fort Hays State*	Pittsburg, Kan.	L, 67-72
12/8	at Lindenwood*	St. Charles, Mo.	L, 83-89
12/10	at Lincoln (Mo.)*	Jefferson City, Mo.	L, 65-71
1/2	Avila (Mo.)	Pittsburg, Kan.	W, 60-56
1/5	at Mo. Western State*	St. Joseph, Mo.	W, 70-53
1/7	at Northwest Missouri*	Maryville, Mo.	L, 50-77
1/12	Lincoln (Mo.)*	Pittsburg, Kan.	L, 69-77
1/14	Lindenwood*	Pittsburg, Kan.	L, 55-76
1/18	Emporia State*	Emporia, Kan.	L, 51-58
1/21	Washburn*	Topeka, Kan.	L, 64-82
1/26	Central Oklahoma*	Pittsburg, Kan.	L, 71-78 +
1/28	Northeastern State*	Pittsburg, Kan.	W, 80-59
2/4	Missouri Southern*	Joplin, Mo.	L, 70-88
2/8	Central Missouri*	Pittsburg, Kan.	L, 58-73
2/11	at Southwest Baptist*	Bolivar, Mo.	L, 54-61
2/16	Northwest Missouri*	Pittsburg, Kan.	L, 64-90
2/18	Mo. Western State*	Pittsburg, Kan.	W, 65-63
2/21	Missouri Southern*	Pittsburg, Kan.	L, 64-71
2/25	at Central Missouri*	Warrensburg, Mo.	L, 75-81

* Mid-America Intercollegiate
+ overtime



Kim Anderson
2018-2022 (5 Yrs)
64 wins, 76 losses (.457)

Conference Titles (0)
National Tournament Appearances (0)

2017-18

Head Coach: Kim Anderson
Record: 17-13, 9-10 MIAA

Date	Opponent	Site	Score
11/10	Minnesota State	Pittsburg, Kan.	W, 90-80
11/11	St. Cloud State	Pittsburg, Kan.	W, 72-62
11/15	Haskell	Pittsburg, Kan.	W, 90-50
11/18	at Arkansas-Fort Smith	Fort Smith, Ark.	L, 95-104
11/21	vs. Newman	Kansas City, Mo.	W, 88-69
11/24	vs. Tampa	St. Petersburg, Fla.	W, 86-78
11/25	vs. Eckerd	St. Petersburg, Fla.	L, 105-114
11/30	at Nebraska-Kearney*	Kearney, Neb.	L, 89-101
12/2	at Fort Hays State*	Hays, Kan.	L, 74-77
12/7	Lindenwood*	Pittsburg, Kan.	L, 85-90
12/9	Lincoln	Pittsburg, Kan.	W, 77-66
12/16	Baptist Bible College	Pittsburg, Kan.	W, 120-31
12/30	Central Christian College	Pittsburg, Kan.	W, 112-53
1/3	Missouri Western*	Pittsburg, Kan.	W, 82-77
1/6	Northwest Missouri*	Pittsburg, Kan.	L, 58-84
1/11	at Lincoln*	Jefferson City, Mo.	L, 70-75
1/13	at Lindenwood*	St. Charles, Mo.	W, 85-65
1/17	Emporia State*	Pittsburg, Kan.	W-87-87
1/20	Washburn*	Pittsburg, Kan.	W, 76-74
1/25	at Central Oklahoma*	Edmond, Okla.	L, 88-91
1/27	at Northeastern State*	Tahlequah, Okla.	W, 96-82
2/3	Missouri Southern*	Pittsburg, Kan.	L, 76-90
2/7	at Central Missouri*	Warrensburg, Mo.	L, 85-87
2/10	Southwest Baptist*	Pittsburg, Kan.	W, 84-78
2/15	at Northwest Missouri*	Maryville, Mo.	L, 64-78
2/17	at Missouri Western*	St. Joseph, Mo.	W, 93-89
2/20	at Missouri Southern*	Joplin, Mo.	L, 88-92
2/24	Central Missouri*	Pittsburg, Kan.	W, 74-70
2/27	Lincoln #	Pittsburg, Kan.	W, 81-60
3/2	vs. Northwest Missouri #	Kansas City, Mo.	L, 73-79

* Mid-America Intercollegiate
MIAA Tournament
+ overtime

2018-19

Head Coach: Kim Anderson
Record: 17-13, 9-10 MIAA

Date	Opponent	Site	Score
11/9	vs. Wayne State	Warrensburg, Mo.	L, 92-95
11/10	vs. Harding	Warrensburg, Mo.	W, 99-76
11/10	Arkansas-Fort Smith	Pittsburg, Kan.	W, 79-71
11/19	vs. Maryville	Kansas City, Mo.	W, 71-66
11/23	East Central	Pittsburg, Kan.	W, 92-84
11/29	Nebraska Christian	Pittsburg, Kan.	W, 107-63
12/5	Northeastern State*	Pittsburg, Kan.	W, 86-78
12/8	Central Oklahoma*	Pittsburg, Kan.	W, 77-76
12/17	vs. Indianapolis	Las Vegas, Nev.	W, 89-76
12/18	vs. West Texas A&M	Las Vegas, Nev.	L, 80-93
12/29	Baker	Pittsburg, Kan.	W, 98-61
1/3	at Lincoln*	Jefferson City, Mo.	L, 85-96
1/5	at Lindenwood*	St. Charles, Mo.	W, 85-76
1/9	Southwest Baptist*	Pittsburg, Kan.	W, 87-76
1/12	Central Missouri*	Pittsburg, Kan.	W, 78-69
1/17	at Central Oklahoma*	Edmond, Okla.	W, 90-74

1/19	at Northeastern State*	L, 64-83	
1/23	Emporia State*	W, 90-66	
1/26	Washburn*	L, 82-92	
1/31	at Northwest Missouri*	L, 83-11	
2/2	at Missouri Western*	L, 87-95+	
2/7	Fort Hays State*	Pittsburg, Kan.	L, 75-77
2/9	Nebraska-Kearney*	Pittsburg, Kan.	L, 63-65
2/16	Missouri Southern*	Pittsburg, Kan.	L, 84-95
2/19	at Missouri Southern*	Joplin, Mo.	L, 81-94
2/21	at Emporia State*	Emporia, Kan.	W, 73-69
2/28	at Nebraska-Kearney*	Kearney, Neb.	W, 83-75
3/2	at Fort Hays State*	Hays, Kan.	L, 61-71
3/8	vs. Missouri Southern #	Kansas City, Mo.	W
3/9	vs. Washburn #	Kansas City, Mo.	L, 94-99

+ overtime
* Mid-America Intercollegiate
MIAA Tournament

2019-20

Head Coach: Kim Anderson
Record: 12-18, 7-12 MIAA

Date	Opponent	Site	Score
11/8	vs. Upper Iowa	Kansas City, Mo.	L, 62-73
11/9	vs. Sioux Falls	Kansas City, Mo.	W, 62-55
11/23	Baptist Bible	Pittsburg, Kan.	W, 110-57
11/29	Hastings	Pittsburg, Kan.	W, 72-69
11/30	Avila	Pittsburg, Kan.	W, 78-67
12/3	at Missouri Southern*	Joplin, Mo.	L, 64-95
12/5	Washburn	Pittsburg, Kan.	L, 59-66
12/18	Henderson State	Pittsburg, Kan.	L, 78-88
12/21	Montana State-Billings	Las Vegas, Nev.	L, 76-85
12/22	Drury +	Las Vegas, Nev.	L, 92-94
12/31	Bethany	Pittsburg, Kan.	L, 89-93
1/4	at Nebraska-Kearney* +	Kearney, Neb.	L, 80-81
1/6	at Fort Hays State*	Hays, Kan.	W, 79-68
1/9	Newman*	Pittsburg, Kan.	W, 65-62
1/11	Central Oklahoma*	Pittsburg, Kan.	L, 73-78
1/15	at Central Missouri*	Warrensburg, Mo.	W, 68-87
1/18	at Lincoln*	Jefferson City, Mo.	L, 84-85
1/25	Missouri Southern*	Pittsburg, Kan.	L, 72-79
1/29	Rogers State*	Pittsburg, Kan.	L, 72-80
2/1	Northeastern State*	Pittsburg, Kan.	W, 64-59
2/6	at Emporia State*	Emporia, Kan.	W, 77-74
2/8	at Washburn*	Topeka, Kan.	L, 75-76
2/12	Missouri Western*	Pittsburg, Kan.	L, 79-95
2/15	Northwest Missouri*	Pittsburg, Kan.	L, 60-95
2/20	at Missouri Western*	St. Joseph, Mo.	L, 76-94
2/22	at Northwest Missouri*	Maryville, Mo.	L, 64-73
2/26	Lincoln*	Pittsburg, Kan.	W, 73-56
2/29	Central Missouri*	Pittsburg, Kan.	W, 80-73
3/4	vs. Nebraska-Kearney #	Kansas City, Mo.	W, 79-76
3/5	vs. Rogers State #	Kansas City, Mo.	L, 69-71

+ overtime
* Mid-America Intercollegiate
MIAA Tournament

2020-21

Head Coach: Kim Anderson
Record: 10-12, 10-12 MIAA

Date	Opponent	Site	Score
11/21	at Central Oklahoma*	Edmond, Okla.	W, 77-66
11/24	at Newman*	Wichita, Kan.	W, 72-70
11/28	at Central Missouri*	Warrensburg, Mo.	L, 80-88
12/3	Rogers State*	Pittsburg, Kan.	L, 80-78
12/5	Northeastern State*	Pittsburg, Kan.	W, 81-71
12/10	at Lincoln*	Jefferson City, Mo.	L, 55-76
12/17	Missouri Western*	Pittsburg, Kan.	W, 87-84
1/2	Northwest Missouri*	Pittsburg, Kan.	L, 69-84
1/9	Missouri Southern*	Pittsburg, Kan.	W, 83-67
1/14	at Emporia State*	Emporia, Kan.	L, 72-75
1/16	at Washburn*	Topeka, Kan.	L, 62-84
1/21	Nebraska-Kearney*	Pittsburg, Kan.	L, 72-85
1/23	Fort Hays State*	Pittsburg, Kan.	W, 79-68
1/28	at Northeastern State*	Tahlequah, Okla.	W, 68-62
1/30	at Rogers State*	Claremore, Okla.	W, 86-75
2/4	Central Missouri*	Pittsburg, Kan.	W, 79-72
2/6	Lincoln*	Pittsburg, Kan.	W, 85-77
2/11	at Northwest Missouri*	Maryville, Mo.	L, 75-87
2/13	at Missouri Western*	St. Joseph, Mo.	L, 81-82
2/20	at Missouri Southern*	Joplin, Mo.	L, 74-93
2/25	Emporia State*	Pittsburg, Kan.	L, 57-78
2/27	Newman*	Pittsburg, Kan.	L, 77-79

* Mid-America Intercollegiate

2021-22

Head Coach: Kim Anderson
Record: 8-20, 7-15 MIAA

Date	Opponent	Site	Score
11/12	Winona State	Kansas City, Mo.	L, 68-79
11/14	Upper Iowa	Kansas City, Mo.	L, 66-69
11/19	Truman	Joplin, Mo.	L, 62-71
11/20	Southwest Baptist	Joplin, Mo.	L, 72-81
11/24	Henderson State	Arkadelphia, Ark.	L, 57-59
11/27	Baker	Pittsburg, Kan.	W, 68-50
12/1	Newman*	Pittsburg, Kan.	W, 71-66
12/4	Central Oklahoma*	Pittsburg, Kan.	L, 60-79
12/8	at Rogers State*	Claremore, Okla.	L, 70-82
12/11	at Northeastern State*	Tahlequah, Okla.	L, 42-59
12/15	Lincoln*	Pittsburg, Kan.	W, 86-75
12/18	Central Missouri*	Pittsburg, Kan.	L, 58-66
1/1	at Missouri Western*	St. Joseph, Mo.	W, 72-64

1/3	at Northwest Missouri*	Maryville, Mo.	L, 64-74
1/13	Emporia State*	Pittsburg, Kan.	L, 59-74
1/15	Washburn*	Pittsburg, Kan.	L, 79-80
1/20	at Nebraska Kearney*	Kearney, Neb.	L, 79-88
1/22	at Fort Hays State*	Hays, Kan.	L, 51-70
1/27	Northeastern State*	Pittsburg, Kan.	L, 54-60
1/29	Rogers State*	Pittsburg, Kan.	W, 88-79
2/5	at Lincoln*	Jefferson City, Mo.	L, 87-98
2/7	at Central Missouri*	Warrensburg, Mo.	W, 71-68
2/10	Northwest Missouri*	Pittsburg, Kan.	L, 68-80
2/12	Missouri Western*	Pittsburg, Kan.	L, 53-75
2/16	at Missouri Southern*	Joplin, Mo.	W, 95-82
2/19	Missouri Southern*	Pittsburg, Kan.	W, 73-71
2/23	at Emporia State*	Emporia, Kan.	L, 52-75
2/26	at Newman*	Wichita, Kan.	L, 63-73

* Mid-America Intercollegiate



Jeff Boschee
2023- (1 Yr)
8 wins, 20 losses (.286)

Conference Titles (0)
National Tournament Appearances (0)

2022-23

Head Coach: Jeff Boschee
Record: 8-20, 5-17 MIAA

Date	Opponent	Site	Score
11/11	vs. Winona State	Kansas City, Mo.	L, 50-60
11/13	vs. Sioux Falls	Kansas City, Mo.	W, 82-74
11/18	Quincy	Pittsburg, Kan.	L, 58-82
11/19	Illinois Springfield	Pittsburg, Kan.	L, 60-62
11/22	Harris-Stowe	Pittsburg, Kan.	W, 80-75
11/28	Lincoln*	Pittsburg, Kan.	W, 66-54
12/1	Missouri Western*	Pittsburg, Kan.	L, 65-66
12/3	Northwest Missouri*	Pittsburg, Kan.	L, 62-73
12/7	at Newman*	Wichita, Kan.	W, 69-64
12/11	at Central Oklahoma*	Edmond, Okla.	L, 60-77
12/17	Central Missouri*	Pittsburg, Kan.	L, 62-64
12/29	Avila	Pittsburg, Kan.	W, 66-54
1/2	at Missouri Southern*	Joplin, Mo.	L, 63-84
1/5	at Nebraska-Kearney*	Kearney, Neb.	L, 61-63
1/7	at Fort Hays State*	Hays, Kan.	L, 55-83
1/12	Emporia State*	Pittsburg, Kan.	L, 63-79
1/14	Washburn*	Pittsburg, Kan.	L, 63-93
1/19	at Rogers State*	Claremore, Okla.	L, 70-82
1/21	at Northeastern State*	Tahlequah, Okla.	L, 67-80
1/26	Central Oklahoma*	Pittsburg, Kan.	L, 70-80
1/28	Newman*	Pittsburg, Kan.	W, 93-81
2/2	at Central Missouri*	Warrensburg, Mo.	L, 71-90
2/4	at Lincoln*	Jefferson City, Mo.	L, 71-90
2/11	Missouri Southern* +	Pittsburg, Kan.	L, 93-103
2/16	Fort Hays State*	Pittsburg, Kan.	L, 49-71
2/18	Nebraska-Kearney*	Pittsburg, Kan.	W, 93-85
2/23	at Emporia State*	Emporia, Kan.	W, 68-67
2/25	at Missouri Western*	St. Joseph, Mo.	L, 45-69

+ overtime
* Mid-American Intercollegiate

ALL-TIME SERIES HISTORY

Opponent	W- L	First Met	Result	Last Met	Result
Abilene Christian	0- 1	Mar. 5, 1999	L, 59-79	Mar. 5, 1999	L, 59-79
Alaska-Anchorage	0- 2	Dec. 18, 1989	L, 55-85	Dec. 19, 1989	L, 63-87
Alaska-Fairbanks	2- 1	Dec. 15, 1989	L, 80-84	Dec. 20, 1991	W, 94-79
Alba	1- 0	Jan. 11, 1912	W, 56-10	Jan. 11, 1912	W, 56-10
All-Service	1- 0	Jan. 22, 1919	W, 46-19	Jan. 22, 1919	W, 46-19
Alma Athletic Club	1- 0	Feb. 1, 1911	W, 62-27	Feb. 1, 1911	W, 62-27
Ameth DeMolay	1- 0	Mar. 12, 1928	W, 50-21	Mar. 12, 1928	W, 50-21
Angelo State	1- 0	Dec. 18, 2007	W, 58-54	Dec. 18, 2007	W, 58-54
Arkansas	8-16	Jan. 6, 1930	W, 36-23	Dec. 10, 1970	L, 82-107
Arkansas-Fort Smith	2- 1	Dec. 18, 2012	W, 84-76	Nov. 17, 2018	W, 79-71
Arkansas State	5- 9	Jan. 5, 1948	W, 43-40	Feb. 4, 1963	L, 59-63
Arkansas Tech	4- 6	Dec. 28, 1950	L, 54-63	Dec. 31, 2014	W, 73-68
Army Battery C&D	1- 1	Jan. 4, 1918	L, 21-27	Jan. 5, 1918	W, 47-24
Arts & Science, Okla.	1- 1	Nov. 18, 1976	L, 65-75	Dec. 11, 2004	102-76
Atchison American Legion	1- 0	Dec. 21, 1920	W, 34-14	Dec. 21, 1920	W, 34-14
Athens State, Ala.	0- 1	Mar. 8, 1966	L, 79-88	Mar. 8, 1966	L, 79-88
Augustana, S.D.	0- 1	Nov. 15, 2014	L, 69-86	Nov. 15, 2014	L, 69-86
Austin College	2- 0	Dec. 10, 1960	W, 76-54	Dec. 16, 1961	W, 78-77
Avila, Mo.	10- 1	Feb. 11, 1981	L, 85-89	Dec. 29, 2022	W, 66-54
Bacone	1- 0	Dec. 1, 2001	W, 89-37	Dec. 1, 2001	W, 89-37
Baker	16-10	Mar. 3, 1916	Lost	Nov. 27, 2021	W, 68-50
Baptist Bible	3- 0	Jan. 19, 1982	W, 65-61	Nov. 23, 2019	W, 110-57
Bartlesville Wesleyan	2- 2	Dec. 10, 1987	W, 68-62	Dec. 13, 1997	W, 103-57
Baylor	1- 0	Dec. 30, 1939	W, 48-43	Dec. 30, 1939	W, 48-43
Belhaven	1- 0	Dec. 7, 1984	W, 79-67	Dec. 7, 1984	W, 79-67
Bemidji State	0- 3	Mar. 11, 1941	L, 33-35	Nov. 25, 2005	L, 66-71
Benedictine	61-46	Feb. 19, 1918	L, 20-29	Dec. 21, 2009	W, 96-76
Benedictine Heights	4- 0	Dec. 17, 1958	W, 81-59	Jan. 13, 1960	W, 62-55
Bethany	9- 4	Jan. 13, 1922	L, 12-24	Dec. 31, 2019	L, 89-93
Bethel	7- 3	Feb. 5, 1924	L, 25-35	Nov. 23, 1999	W, 75-49
Calvary Bible	1- 0	Dec. 2, 2003	W, 110-45	Dec. 2, 2003	W, 110-45
Cameron	2- 3	Nov. 20, 1992	L, 66-78	Nov. 17, 2007	W, 85-50
Camp Chaffee	0- 1	Dec. 16, 1943	L, 46-57	Dec. 16, 1943	L, 46-57
Camp Crowder	7- 1	Dec. 7, 1942	W, 58-27	Dec. 11, 1946	L, 37-43
Carey Salt	3- 0	Jan. 19, 1929	W, 40-29	Jan. 29, 1930	W, 44-29
Carthage YMCA	1- 1	Dec. 23, 1911	L, 36-50	Jan. 2, 1922	W, 36-27
Central Arkansas	2- 1	Mar. 9, 1942	W, 37-34	Nov. 21, 1998	W, 84-65
Central Baptist	1- 0	Dec. 6, 2003	W, 94-65	Dec. 6, 2003	W, 94-65
Central Bible	3- 0	Dec. 10, 2002	W, 109-64	Nov. 20, 2010	W, 75-45
Central Christian	2- 0	Nov. 20, 1999	W, 96-47	Dec. 30, 2017	W, 112-53
Central Missouri	49-77	Feb. 9, 1917	L, 29-53	Feb. 2, 2023	L, 73-81
Central Methodist	2- 1	Dec. 19, 1951	W, 52-46	Nov. 14, 1998	W, 95-58
Central Oklahoma	17-23	Feb. 21, 1916	L, 30-68	Jan. 26, 2023	L, 70-80
Chilocco Indians	0- 1	Feb. 23, 1916	L, 27-55	Feb. 23, 1916	L, 27-55
Christian Brothers	1- 0	Nov. 25, 1995	W, 85-62	Nov. 25, 1995	W, 85-62
Coffeyville CC	2- 0	Dec. 14, 1933	W, 32-24	Jan. 27, 1934	W, 32-24
Colorado	3- 1	Dec. 22, 1933	W, 22-15	Jan. 2, 1935	W, 29-15
Colorado-Colorado Springs	2- 0	Nov. 21, 1992	W, 76-40	Nov. 21, 2003	W, 73-55
Colorado Mines	1- 1	Nov. 19, 2005	L, 39-52	Nov. 25, 2006	W, 53-39
Concordia, Minn.	0- 1	Dec. 16, 1937	L, 31-38	Dec. 16, 1937	L, 31-38
Culver-Stockton	2- 0	Dec. 6, 1958	W, 56-53	Nov. 20, 1975	W, 72-58
Dakota Wesleyan	0- 1	Dec. 28, 1963	L, 88-90	Dec. 28, 1963	L, 88-90
Denver	0- 1	Dec. 9, 1986	L, 59-78	Dec. 9, 1986	L, 59-78
Dixie State	1- 0	Dec. 19, 2012	W, 67-63	Dec. 18, 2012	W, 67-63
Doane	1- 0	Jan. 6, 1984	W, 71-69	Jan. 6, 1984	W, 71-69
Drury	34-28	Feb. 2, 1910	L, 24-26	Dec. 22, 2019	L, 92-94
East Central, Okla.	9- 5	Dec. 14, 1937	W, 45-28	Nov. 23, 2018	W, 92-84
Eastern Illinois	0- 1	Dec. 18, 1941	L, 44-45	Dec. 18, 1941	L, 44-45
Eastern New Mexico	3- 0	Dec. 18, 2004	W, 83-63	Nov. 29, 2013	W, 86-84
Eckerd	0- 1	Nov. 25, 2017	L, 105-114	Nov. 25, 2017	L, 105-114
Elon	1- 0	Mar. 13, 1956	W, 77-55	Mar. 13, 1956	W, 77-55

Opponent	W- L	First Met	Result	Last Met	Result
College of Emporia	17- 7	Jan. 24, 1920	W, 34-28	Feb. 2, 1933	W, 42-31
Emporia State	99-103	Feb. 2, 1917	L, 24-48	Feb. 23, 2023	W, 68-67
Erie HS	4- 0	Dec. 19, 1908	W, 16-15	Jan. 31, 1919	W, 53-11
Evangel	9- 2	Dec. 5, 1981	W, 62-58	Nov. 11, 2008	L, 94-98
Findlay	0- 1	Mar. 8, 1960	L, 61-76	Mar. 8, 1960	L, 61-76
Fort Hays State	75-91	Jan. 23, 1917	L, 26-47	Feb. 16, 2023	L, 49-71
Fort Leavenworth	1- 1	Jan. 22, 1945	W, 57-35	Feb. 12, 1945	L, 47-61
Fort Lewis	1- 0	Dec. 29, 1969	W, 95-85	Dec. 29, 1969	W, 95-85
Fort Scott HS	4- 0	Jan. 22, 1909	W, 32-31	Feb. 10, 1914	W, 44-26
Fort Scott YMCA	1- 0	Jan. 25, 1910	W, 37-35	Jan. 25, 1910	W, 37-35
Friends	3- 6	Jan. 19, 1921	W, 45-18	Dec. 18, 1993	L, 61-65
Gardner-Webb	0- 1	Mar. 15, 1972	L, 87-91	Mar. 15, 1972	L, 87-91
Georgia Southwestern	1- 0	Nov. 30, 1996	W, 73-69	Nov. 30, 1996	W, 73-69
Georgia State	1- 0	Mar. 14, 1956	W, 99-72	Mar. 14, 1956	W, 99-72
Graceland	1- 0	Nov. 23, 1985	W, 96-65	Nov. 23, 1985	W, 96-65
Grandview	1- 0	Nov. 28, 1991	W, 84-66	Nov. 28, 1991	W, 84-66
Gustavus Adolphus	1- 0	Dec. 27, 1963	W, 84-73	Dec. 27, 1963	W, 84-73
Hannibal-Lagrange	1- 0	Dec. 2, 2005	W, 82-50	Dec. 2, 2005	W, 82-50
Hardin-Simmons	1- 2	Dec. 20, 1965	L, 70-81	Dec. 2, 1966	L, 62-83
Harding	3- 1	Nov. 25, 1989	L, 68-82	Nov. 10, 2018	W, 99-76
Harris-Stowe	1- 0	Nov. 22, 2022	W, 80-75	Nov. 22, 2022	W, 80-75
Haskell Indian Nations	11- 6	Feb. 26, 1917	L, 28-31	Nov. 15, 2017	W, 90-50
Hastings	1- 0	Nov. 29, 2019	W, 72-69	Nov. 29, 2019	W, 72-69
Henderson State	2- 2	Nov. 26, 1994	W, 101-71	Nov. 24, 2021	L, 57-59
Howard Payne	0- 1	Nov. 26, 1977	L, 54-94	Nov. 26, 1977	L, 54-94
College of Idaho	1- 0	Dec. 29, 1961	W, 79-67	Dec. 29, 1961	W, 79-67
Idaho State	0- 1	Dec. 30, 1961	L, 47-57	Dec. 30, 1961	L, 47-57
Illinois State	0- 1	Dec. 29, 1965	L, 77-78	Dec. 29, 1965	L, 77-78
Illinois Springfield	0- 1	Nov. 19, 2022	L, 60-62	Nov. 19, 2022	L, 60-62
Independence Air Base	2- 0	Dec. 11, 1944	W, 41-30	Jan. 15, 1945	W, 44-33
Independence CC	5- 0	Dec. 7, 1939	W, 49-25	Dec. 1, 1947	W, 40-38
Indianapolis	1- 0	Dec. 17, 2018	W, 89-76	Dec. 17, 2018	W, 89-76
Indiana State	1- 1	Dec. 20, 1941	L, 34-49	Dec. 13, 1950	W, 60-56
Jasper County Athletic Club	0- 2	Dec. 22, 1911	L, 26-63	Dec. 22, 1911	L, 10-68
John Brown	11- 1	Dec. 8, 1961	W, 73-66	Nov. 26, 1999	W, 68-64
Kansas	0- 5	Jan. 3, 1944	L, 21-35	Oct. 31, 2017	L, 54-100
K.C. Athletic Club	1- 2	Jan. 22, 1924	L, 13-21	Jan. 14, 1927	W, 45-14
Kansas City Life	1- 0	Mar. 14, 1928	W, 37-36	Mar. 14, 1928	W, 37-36
Kansas Mines	2- 1	Feb. 26, 1914	W, 68-21	Feb. 15, 1916	L, 30-37
Kansas Wesleyan	1- 0	Feb. 7, 1924	W, 24-14	Feb. 7, 1924	W, 24-14
Labette CC	3- 0	Jan. 5, 1929	W, 31-15	Dec. 29, 1931	W, 41-19
Langston	1- 0	Nov. 20, 1976	W, 90-77	Nov. 20, 1976	L, 90-77
Lincoln	36-12	Dec. 23, 1964	L, 66-70	Feb. 4, 2023	L, 71-90
Lindenwood	6- 6	Jan. 6, 1989	W, 105-68	Jan. 5, 2019	W, 85-76
Los Angeles Athletic Club	1- 0	Mar. 13, 1923	W, 32-28	Mar. 13, 1923	W, 32-28
Louisiana College	1- 0	Dec. 17, 1983	W, 70-65	Dec. 17, 1983	W, 70-65
Luther	1- 0	Mar. 11, 1942	W, 49-38	Mar. 11, 1942	W, 49-38
Marionville	1- 5	Jan. 13, 1910	L, 22-35	Feb. 21, 1913	W, 36-33
Marymount	3- 8	Mar. 8, 1972	W, 72-65	Mar. 2, 1988	W, 108-99
Maryville	2- 0	Nov. 24, 2007	W, 83-51	Nov. 19, 2018	W, 71-66
McMurry, Texas	0- 1	Dec. 1, 1966	L, 55-62	Dec. 1, 1966	L, 55-62
McNeese State	0- 1	Mar. 16, 1956	L, 72-78	Mar. 16, 1956	L, 72-78
McPherson	5- 3	Jan. 12, 1922	L, 15-27	Nov. 23, 1991	W, 88-47
Mesa State	1- 1	Nov. 27, 1999	W, 86-54	Nov. 18, 2005	L, 62-77
Metropolitan State	2- 0	Dec. 21, 1991	W, 78-68	Nov. 28, 2016	W, 72-61
Mexico City YMCA	2- 0	Jan. 18, 1937	W, 48-24	Feb. 1, 1937	W, 46-34
Mexico University	1- 0	Jan. 16, 1947	W, 66-50	Jan. 16, 1947	W, 66-50
Mid-Mid-America Bible	1- 0	Dec. 12, 1998	W, 105-62	Dec. 12, 1998	W, 105-62
America Christian	3- 0	Nov. 23, 2007	W, 83-61	Nov. 28, 2009	W, 72-55
MidAmerica Nazarene	9- 1	Dec. 5, 1985	W, 81-73	Nov. 18, 2011	W, 93-84
Midwestern State	1- 2	Nov. 25, 1977	L, 61-85	Dec. 19, 2006	L, 71-74



ALL-TIME SERIES HISTORY

Opponent	W- L	First Met	Result	Last Met	Result
Mindenmines HS	1- 0	Jan. 14, 1913	W, 75-14	Jan. 14, 1913	W, 75-14
Minnesota State	2- 1	Nov. 13, 2015	W, 62-59	Nov. 10, 2017	W, 90-80
Minnesota State-Moorhead	0- 1	Mar. 14, 2015	L, 68-80	Mar. 14, 2015	L, 68-80
Missouri-Kansas City	2- 1	Dec. 28, 1956	W, 98-68	Jan. 9, 1986	W, 67-62
Missouri-St. Louis	4-10	Feb. 3, 1990	W, 82-75	Feb. 21, 1996	W, 87-66
Missouri Baptist	4- 2	Dec. 8, 1990	L, 60-67	Nov. 26, 2005	L, 69-75
Missouri S&T	34-19	Dec. 13, 1967	L, 62-76	Nov. 28, 2010	W, 64-61
Missouri Southern	50-62	Dec. 9, 1968	W, 62-56	Feb. 11, 2023	L, 93-103 OT
Missouri Western	39-45	Dec. 3, 1976	L, 80-81	Feb. 25, 2023	L, 45-69
Missouri Valley	4- 0	Mar. 12, 1942	W, 59-49	Feb. 23, 1965	W, 81-60
Monmouth	1- 0	Feb. 4, 1913	W, 80-12	Feb. 4, 1913	W, 80-12
Montana State-Bilings	0- 1	Dec. 21, 2019	L, 76-85	Dec. 21, 2019	L, 76-85
Mulberry HS	2- 1	Mar. 9, 1911	W, 39-25	Feb. 4, 1919	L, 19-23
Mulberry Town Team	3- 0	Dec. 17, 1920	W, 21-15	Jan. 10, 1921	W, 47-9
Nebraska Christian	1- 0	Nov. 29, 2018	W, 107-63	Nov. 29, 2018	W, 107-63
Nebraska-Kearney	12-35	Dec. 29, 1967	L, 72-77	Feb. 18, 2023	W, 93-85
Nebraska-Omaha	20-19	Jan. 22, 1955	W, 65-59	Feb. 26, 2011	L, 69-85
Nebraska Wesleyan	0- 1	Jan. 7, 1984	L, 77-70	Jan. 7, 1984	L, 70-77
New Mexico	1- 0	Dec. 26, 1941	W, 63-38	Dec. 26, 1941	W, 63-38
New Orleans Gymnasts	1- 0	Mar. 13, 1928	W, 45-18	Mar. 13, 1928	W, 45-18
Newman	21-14	Jan. 30, 1974	W, 78-74	Jan. 28, 2023	W, 93-81
North Alabama	1- 0	Nov. 27, 1992	W, 77-64	Nov. 27, 1992	W, 77-64
North Texas	3- 0	Dec. 28, 1949	W, 63-49	Dec. 14, 1957	W, 77-62
Northeastern State	55-26	Dec. 21, 1927	W, 50-17	Jan. 21, 2023	L, 67-80
Northern Colorado	7- 9	Feb. 1, 1969	L, 86-97	Feb. 20, 1976	L, 73-86
Northwest Missouri	68-71	Feb. 25, 1926	W, 59-20	Dec. 3, 2022	L, 62-73
Northwestern Oklahoma	3- 2	Dec. 11, 1946	L, 42-43	Nov. 29, 2002	W, 86-64
Oakland City, Ind.	1- 0	Dec. 1, 2000	W, 71-60	Dec. 1, 2000	W, 71-60
Oklahoma Baptist	7- 2	Nov. 23, 1954	W, 89-79	Feb. 26, 1983	W, 51-50
Oklahoma Christian	0- 2	Nov. 22, 1984	L, 49-60	Nov. 21, 1988	L, 74-99
Oklahoma City	3- 2	Dec. 18, 1929	W, 45-11	Jan. 16, 1950	L, 47-57
Oklahoma State	3- 3	Jan. 5, 1926	L, 29-36	Jan. 31, 1944	L, 23-34
Olathe Clippers	2- 2	Jan. 4, 1944	L, 38-47	Feb. 15, 1945	W, 60-44
Oral Roberts	0- 1	Nov. 26, 1990	L, 87-101	Nov. 26, 1990	L, 87-101
Ottawa	27-12	Feb. 28, 1913	L, 37-42	Dec. 19, 1996	W, 90-57
Ozark Wesleyan, Mo.	1- 0	Dec. 13, 1928	W, 73-15	Dec. 13, 1928	W, 73-15
Ozarks, Ark.	1- 1	Dec. 17, 1982	L, 54-74	Nov. 24, 1984	W, 76-67
Ozarks, Mo.	3- 1	Jan. 4, 1980	L, 84-104	Nov. 19, 2010	W, 91-73
Panhandle State	2- 0	Nov. 30, 2001	W, 101-62	Nov. 20, 2004	W, 70-61
Park, Mo.	3- 2	Jan. 26, 1945	L, 34-54	Jan. 10, 1997	W, 97-89 OT
Peru State	2- 1	Dec. 16, 1949	L, 58-66	Dec. 27, 1955	W, 80-54
Phillander Smith	2- 1	Jan. 2, 1987	L, 68-93	Nov. 23, 2002	W, 94-65
Phillips, Miss.	1- 0	Dec. 19, 1983	W, 93-84	Dec. 19, 1983	W, 93-84
Phillips, Okla.	3- 3	Dec. 28, 1939	W, 42-41	Dec. 16, 1995	L, 69-75
Phillips 66AAU	0- 2	Feb. 7, 1944	L, 38-49	Dec. 21, 1944	L, 34-65
Pittsburg HS	3- 1	Jan. 15, 1909	W, 19-15	Mar. 8, 1910	W, 30-18
Pittsburg HS Alumni	1- 0	Feb. 17, 1914	W, 46-41	Feb. 17, 1914	W, 46-41
Pittsburg YMCA	3- 1	Jan. 31, 1911	W, 43-37	Feb. 6, 1917	W, 59-39
Puerto Rico-Mayaguez	0- 1	Nov. 23, 2016	L, 60-63	Nov. 23, 2016	L, 60-63
Quincy	0- 2	Dec. 5, 1958	L, 56-67	Nov. 18, 2022	L, 58-82
Regis	4- 0	Dec. 30, 1969	W, 89-76	Nov. 27, 2015	W, 80-62
Rhema Bible College	2- 0	Dec. 7, 2006	W, 82-49	Nov. 20, 2007	W, 85-39
Robert Morris-Springfield	1- 0	Nov. 16, 2007	W, 97-52	Nov. 16, 2007	W, 97-52
Rice	1- 0	Dec. 28, 1942	W, 40-39	Dec. 28, 1942	W, 40-39
Rockhurst	33-17	Jan. 10, 1918	W, 31-28	Nov. 22, 2005	L, 56-59
Rogers State	2- 5	Jan. 29, 2020	L, 72-80	Jan. 19, 2023	L, 70-82
Rollins	1- 0	Nov. 10, 2000	W, 56-67	Nov. 10, 2000	W, 56-67
Sacred Heart	3- 1	Dec. 14, 1970	L, 82-84	Jan. 22, 1972	W, 74-64
St. Cloud State	2- 2	Dec. 28, 1966	L, 55-88	Nov. 11, 2017	W, 72-62
St. Edward's	2- 1	Nov. 24, 1990	W, 87-48	Nov. 24, 2016	L, 54-62
St. Francis, Ill.	1- 0	Dec. 3, 1999	W, 62-53	Dec. 3, 1999	W, 62-53

Opponent	W- L	First Met	Result	Last Met	Result
St. Gregory's	2- 0	Dec. 5, 2003	W, 80-67	Nov. 30, 2005	W, 76-59
St. John's, Kan.	4- 0	Jan. 19, 1923	W, 23-21	Jan. 5, 1927	W, 24-17
St. John's, Minn.	1- 0	Dec. 27, 1966	W, 66-64	Dec. 27, 1966	W, 66-64
St. Joseph, Vt.	1- 0	Dec. 3, 2005	W, 106-48	Dec. 3, 2005	W, 106-48
St. Joseph-Hillyards	1- 1	Dec. 20, 1920	W, 33-23	Feb. 13, 1924	L, 8-61
St. Joseph's, Ind.	1- 1	Mar. 11, 1940	W, 47-26	Nov. 11, 2000	L, 71-94
Saint Louis	0- 1	Dec. 2, 1981	L, 50-66	Dec. 2, 1981	L, 50-66
Saint Martin's	1- 0	Nov. 17, 2001	W, 69-38	Nov. 17, 2001	W, 69-38
Saint Mary, Kan.	1- 1	Dec. 2, 1997	W, 99-59	Nov. 24, 2008	L, 67-71
St. Mary of the Plains	1- 0	Nov. 22, 1985	W, 71-52	Nov. 22, 1985	W, 71-52
St. Marys, Kan.	12- 4	Feb. 24, 1917	W, 36-33	Jan. 10, 1925	W, 47-20
St. Mary's, Texas	3- 2	Dec. 16, 2002	L, 66-73	Dec. 17, 2007	W, 63-54
Saint Rose	0- 1	Nov. 25, 2016	L, 44-67	Nov. 25, 2016	L, 44-67
San Diego State	0- 1	Mar. 14, 1940	L, 30-32	Mar. 14, 1940	L, 30-32
Seattle Pacific	1- 3	Dec. 18, 1991	L, 63-75	Dec. 18, 2005	L, 77-83
Simpson	1- 0	1935	W, 38-36	1935	W, 38-36
Sioux Falls (S.D.)	2- 0	Nov. 9, 2019	W, 62-55	Nov. 13, 2022	W, 82-74
Southeast Missouri	0- 5	Dec. 26, 1957	L, 83-84	Feb. 13, 1991	L, 67-77
Southeastern Oklahoma	7- 2	Dec. 13, 1930	W, 47-25	Dec. 20, 2006	W, 77-72
Southern Colorado	7- 9	Jan. 31, 1969	L, 70-100	Feb. 21, 1976	L, 73-81
Southern Methodist	1- 0	Dec. 27, 1941	W, 40-37	Dec. 27, 1941	W, 40-37
Southern Mississippi	0- 1	Dec. 21, 1983	L, 45-74	Dec. 21, 1983	L, 45-74
Southern Nazarene	0- 1	Nov. 21, 1987	L, 65-66	Nov. 21, 1987	L, 65-66
Southwest Baptist	31-35	Dec. 13, 1965	W, 85-74	Nov. 20, 2021	L, 72-81
Southwest Missouri	30-53	Feb. 26, 1910	L, 33-39	Dec. 3, 1983	L, 47-72
Southwestern College	55-30	Feb. 21, 1910	L, 24-78	Nov. 24, 2012	W, 73-60
Southwestern Oklahoma	26- 4	Jan. 16, 1923	W, 20-15	Nov. 22, 2002	W, 81-66
Sterling	4- 0	Jan. 11, 1922	W, 38-32	Nov. 17, 2010	W, 72-49
Sterling Milk	0- 1	Mar. 15, 1928	L, 25-26	Mar. 15, 1928	L, 25-26
Tabor	2- 0	Nov. 19, 1976	W, 87-56	Dec. 9, 1995	W, 77-64
Tampa	1- 0	Nov. 24, 2017	W, 86-78	Nov. 24, 2017	W, 86-78
Tarkio, Mo.	1- 0	Dec. 8, 1949	W, 105-22	Dec. 8, 1949	W, 105-22
Tarleton State	0- 3	Mar. 13, 2005	L, 59-65 OT	Nov. 28, 2014	L, 59-65
Taylor, Ind.	1- 0	Jan. 2, 1954	W, 89-58	Jan. 2, 1954	W, 89-58
Texas	2- 0	Dec. 30, 1940	W, 39-38	Dec. 30, 1941	W, 46-41
Texas A&M- Commerce	2- 1	Mar. 13, 1940	W, 55-33	Mar. 8, 1997	L, 83-89
Texas A&M-Kingsville	1- 0	Nov. 29, 2014	W, 95-83	Nov. 29, 2014	W, 95-83
Texas Christian	1- 0	Dec. 26, 1940	W, 56-36	Dec. 26, 1940	W, 56-36
Texas Tech	2- 0	Dec. 29, 1938	W, 45-35	Dec. 27, 1940	W, 38-36
Truman	36-12	1935	W, 53-32	Nov. 19, 2021	L, 62-71
Tulsa	1- 4	Jan. 4, 1926	L, 27-31	Dec. 9, 1978	L, 79-107
Two Harbors, Minn.	0- 1	Mar. 14, 1923	L, 27-34	Mar. 14, 1923	L, 27-34
Upper Iowa	0- 2	Nov. 8, 2019	L, 62-73	Nov. 12, 2021	L, 66-69
Washburn	81-108	Feb. 19, 1920	L, 21-48	Jan. 14, 2023	L, 63-93
Washington State	0- 1	Dec. 2, 1993	L, 57-74	Dec. 2, 1993	L, 57-74
Wayne State, Neb.	11-18	Dec. 30, 1967	L, 47-66	Nov. 9, 2018	L, 92-95
Weir HS	4- 0	Feb. 7, 1911	W, 50-18	Jan. 19, 1912	W, 50-18
West Texas A&M	3- 5	Dec. 29, 1941	L, 55-57	Dec. 18, 2018	L, 80-93
Western Carolina	1- 0	Mar. 14, 1972	W, 98-75	Mar. 14, 1972	L, 63-72
Western Illinois	1- 2	1935	L, 32-38	Dec. 30, 1960	L, 80-83
Westminster, Mo.	1- 0	Dec. 28, 1960	W, 94-75	Dec. 28, 1960	W, 94-75
Wheaton, Ill.	1- 0	Mar. 17, 1956	W, 77-70	Mar. 17, 1956	W, 77-70
Wichita State	20-20	Jan. 17, 1921	L, 26-33	Nov. 5, 2012	L, 56-100
Wiconia State	0- 2	Nov. 12, 2021	L, 68-79	Nov. 11, 2022	L, 50-60
William Jewell	13- 6	Dec. 9, 1949	W, 46-35	Nov. 17, 2016	L, 57-81
Xavier, La.	0- 1	Dec. 22, 1983	L, 57-70	Dec. 22, 1983	L, 57-70

MIAA Opponents in Bold

PSU VS. MIAA OPPONENTS

Pitt State vs. Central Missouri... 49-77 (.388) overall, 31-25 home, 15-48 away, 3-4 neutral

Overall: 49-77 (.388)	1/3/62	L, 66-92 (A)	2/24/98	W, 85-67 (H)	2/25/17	L, 75-81 (A)	2/24/90	L, 60-67	3/8/26	W, 44-21	12/30/04	L, 71-90	
2/9/17	L, 29-53 (A)	2/9/63	L, 71-77 (H)	1/13/99	W, 67-64 (A)	2/7/18	L, 85-87 (A)	2/22/92	W, 89-74	12/15/38	W, 29-26	L, 74-79	
2/10/17	L, 30-53 (A)	12/7/63	L, 71-83 (A)	1/23/99	W, 74-59 (H)	2/24/18	W, 74-70 (H)	2/4/95	L, 89-98	12/18/39	L, 32-39	L, 67-87	
3/7/17	L, 40-51 (H)	12/22/64	L, 64-73 (A)	1/3/00	W, 91-79 (H)	1/12/19	W, 78-69 (H)	1/13/97	W, 93-58	12/16/40	W, 31-30	1, 53-63	
3/8/17	L, 26-30 (H)	1/2/65	L, 65-68 (N)	1/31/00	L, 71-85 (A)	1/15/20	W, 68-57 (A)	1/12/98	W, 69-57	12/17/41	W, 48-40	12/29/08	L, 72-79
1/18/18	L, 12-28 (A)	1/10/66	W, 70-58 (H)	1/8/01	L, 74-86 (A)	2/29/20	W, 80-73 (H)	2/24/98	W, 85-67	2/9/44	L, 41-40	12/28/09	L, 60-83
1/9/18	L, 14-47 (A)	1/26/66	L, 80-81 (H)	2/5/01	W, 69-52 (H)	11/28/21	L, 80-88 (A)	1/23/99	W, 74-59	12/10/54	L, 62-77	12/18/10	L, 74-78
3/11/18	L, 28-46 (H)	1/3/67	L, 72-78 (A)	1/2/02	W, 72-61 (H)	2/4/21	W, 79-72 (H)	1/3/00	W, 91-79	12/4/57	W, 71-64	1/28/12	L, 82-84
3/12/18	L, 19-36 (H)	1/25/67	L, 59-77 (H)	2/11/02	W, 61-52 (A)	12/18/21	L, 58-66 (H)	2/5/01	W, 69-52	1/5/59	L, 59-73	1/12/13	L, 73-80
3/7/19	L, 30-41 (A)	12/9/67	L, 60-65 (A)	2/19/03	W, 78-76 (H)	2/7/22	W, 71-68 (A)	1/2/02	W, 72-61	1/4/60	W, 74-44	1/8/15	L, 54-66
3/8/19	L, 29-51 (A)	12/20/67	L, 72-74 (H)	2/26/03	L, 75-85 (A)	12/17/22	L, 62-64 (H)	1/29/03	W, 78-76	12/12/60	L, 72-81	2/17/16	W, 74-72
2/22/26	W, 56-17 (H)	12/7/68	L, 79-81 (A)	12/30/03	L, 74-81 (H)	2/2/23	L, 73-81 (A)	12/30/03	L, 74-81	1/3/62	L, 66-92	2/25/17	L, 75-81
2/23/26	W, 48-12 (H)	1/13/69	L, 68-86 (A)	1/31/04	W, 71-66 (A)			1/29/05	W, 95-86	2/9/63	L, 71-83	1/15/19	W, 68-57
3/7/26	W, 57-28 (A)	12/1/69	W, 48-12 (H)	3/5/04	W, 84-76 (N)			1/25/06	L, 78-80	12/7/63	L, 64-73	11/28/21	L, 80-88
3/8/26	W, 44-21 (A)	1/12/70	L, 81-84 (H)	12/30/04	L, 71-90 (A)			1/27/07	L, 59-81	1/26/66	L, 72-78	2/7/22	W, 71-68
12/10/38	W, 32-27 (H)	1/19/72	L, 83-102 (A)	1/29/05	W, 95-86 (H)	2/22/26	W, 56-17	1/2/08	L, 63-74	1/25/67	L, 60-65	2/2/23	L, 73-81
12/15/38	W, 29-26 (A)	2/15/72	W, 85-72 (H)	1/25/06	L, 78-80 (H)	2/23/26	W, 48-12	1/31/09	L, 62-73	12/20/67	W, 79-81		
12/28/38	L, 26-33 (N)	1/15/73	L, 86-89 (A)	2/1/06	L, 74-79 (A)	12/10/38	W, 32-27	1/30/10	L, 61-72	1/27/68			
12/18/39	L, 32-39 (A)	1/30/73	W, 88-87 (H)	12/9/06	L, 67-87 (A)	2/10/40	W, 42-27	1/29/11	W, 78-67	1/21/70	L, 83-102		
2/10/40	W, 42-27 (H)	12/10/77	L, 70-74 (A)	1/27/07	L, 59-81 (H)	12/9/40	W, 40-31	12/18/11	L, 57-65	2/15/72	L, 86-89	12/28/38	L, 26-33
12/9/40	W, 40-31 (H)	1/24/78	W, 82-78 (A)	3/4/07	L, 56-59 (N)	1/17/42	W, 38-32	1/9/14	L, 62-88	1/30/73	L, 70-74	12/28/38	(Oklahoma City)
12/16/40	W, 31-30 (A)	12/8/79	W, 75-73 (H)	1/2/08	L, 63-74 (H)	1/19/44	W, 40-35	1/7/16	W, 80-69	12/10/77	W, 82-78	3/14/42	W, 58-47
12/17/41	W, 48-40 (A)	1/22/80	L, 90-94 (H)	2/2/08	L, 53-63 (A)	2/21/55	W, 72-61	2/8/17	L, 58-73	1/22/80	L, 73-87		(Kansas City, Mo.)
1/17/42	W, 38-32 (H)	12/8/84	L, 73-87 (A)	12/29/08	L, 72-79 (A)	1/6/58	W, 81-71	2/24/18	W, 74-70	12/8/84	W, 47-62	12/22/64	L, 65-68
3/14/42	W, 58-47 (N)	12/8/88	L, 47-62 (A)	1/31/09	L, 62-73 (H)	12/13/58	W, 55-40	1/12/19	W, 78-69	12/8/88	L, 57-91		(Rolla, Mo.)
1/19/44	W, 40-35 (H)	2/24/90	L, 57-91 (A)	12/28/09	L, 60-83 (A)	1/19/60	W, 69-65	2/29/20	W, 80-73	2/23/91	L, 76-93	3/5/04	W, 84-76
2/9/44	L, 41-40 (A)	2/23/91	L, 60-67 (H)	1/30/10	L, 61-72 (H)	12/5/60	L, 71-82	2/4/21	W, 79-72	2/20/93	L, 58-76		(Kansas City, Mo.)
12/10/54	L, 62-77 (A)	2/22/92	L, 76-93 (A)	12/18/10	L, 74-78 (A)	12/4/61	L, 65-75	12/18/21	L, 58-66	1/5/94	L, 64-74	3/4/07	L, 56-59
2/21/55	W, 72-61 (H)	2/20/93	W, 89-74 (H)	1/29/11	W, 87-67 (H)	1/16/63	L, 71-77	12/17/22	L, 62-64	2/27/95	L, 92-99		(Kansas City, Mo.)
12/4/57	W, 71-64 (A)	1/5/94	L, 58-76 (A)	12/18/11	L, 57-65 (H)	1/2/65	W, 70-58			1/31/96	L, 56-68	3/2/12	W, 78-64
1/6/58	W, 81-71 (H)	2/4/95	L, 64-74 (A)	1/28/12	L, 82-84 (A)	1/10/66	L, 80-81			2/29/96	L, 62-66		(Kansas City, Mo.)
12/13/58	W, 55-40 (H)	2/27/95	L, 89-98 (H)	3/2/12	W, 78-64 (N)	1/3/67	L, 59-77			1/25/97	L, 73-83	3/7/13	L, 63-69
1/5/59	L, 59-73 (A)	1/31/96	L, 92-99 (A)	1/12/13	L, 73-80 (A)	12/9/67	L, 72-74	2/9/17	L, 29-53	1/24/98	L, 67-72		(Kansas City, Mo.)
1/4/60	W, 74-44 (A)	2/29/96	L, 56-68 (A)	3/7/13	L, 63-69 (N)	1/13/69	W, 72-62	2/10/17	L, 30-53	1/13/99	W, 67-64		
1/19/60	W, 69-65 (H)	1/13/97	L, 62-66 (A)	1/9/14	L, 62-88 (H)	12/1/69	L, 81-84	1/18/18	L, 12-28	1/31/00	L, 71-85		
12/5/60	L, 71-82 (H)	1/25/97	W, 69-65 (H)	1/8/15	L, 54-66 (A)	1/19/72	W, 85-72	1/9/18	L, 14-47	1/8/01	L, 74-86		
12/12/60	L, 72-81 (A)	1/12/98	L, 73-83 (A)	1/7/16	W, 80-69 (H)	1/15/73	W, 98-87	3/7/19	L, 30-41	2/11/02	W, 61-52		
12/4/61	L, 65-75 (H)	1/24/98	W, 69-57 (H)	2/17/16	W, 74-72 (A)	1/24/78	W, 75-73	3/8/19	L, 29-51	2/26/03	L, 75-85		
			L, 67-72 (A)	2/8/17	L, 58-73 (H)	12/8/79	L, 90-94	3/7/26	W, 57-28	1/31/04	W, 71-66		

Pitt State vs. Central Oklahoma... 17-23 (.425) overall, 12-7 home, 3-13 away, 3-2 neutral

Overall: 17-23 (.425)	12/16/60	L, 66-75 (A)	2/1/14	L, 73-74 (A)		2/8/14	L, 72-80	11/30/56	L, 79-81
2/21/16	L, 30-68 (A)	12/4/62	W, 83-78 (H)	2/8/14	L, 72-80 (H)	1/31/15	W, 78-61	12/16/60	L, 66-75
2/22/16	L, 30-39 (A)	12/17/63	L, 62-76 (H)	1/31/15	W, 78-61 (H)	12/5/15	W, 74-71	12/17/63	L, 71-90
2/16/17	W, 55-24 (H)	11/16/84	L, 71-90 (A)	2/7/15	L, 65-82 (A)	2/16/17	L, 71-78	11/20/87	L, 94-95
2/17/17	W, 42-33 (H)	11/20/87	L, 63-64 (N)	12/5/15	W, 74-71 (H)	2/17/17	W, 42-33	12/8/18	W, 77-76
12/27/38	W, 40-38 (N)	12/12/87	L, 94-95 (A)	1/26/17	L, 71-78 (H)	12/4/39	L, 27-33	1/11/20	L, 73-78
12/4/39	L, 27-33 (H)	1/13/88	W, 114-70 (H)	1/25/18	L, 88-91 (A)	12/11/40	W, 39-23	12/4/21	L, 60-79
12/11/40	W, 39-23 (H)	12/7/91	W, 92-88 (A)	12/8/18	W, 77-76 (H)	12/15/56	W, 71-67	1/26/23	L, 70-80
12/19/50	L, 59-60 (A)	3/7/97	W, 93-72 (H)	1/17/19	W, 90-74 (A)	12/2/60	L, 59-71		2/7/15
11/30/56	L, 79-81 (A)	11/27/98	W, 90-84 (N)	1/11/20	L, 73-78 (H)	12/11/61	W, 83-78		1/25/18
12/15/56	W, 71-67 (H)	11/22/11	W, 105-77 (N)	11/21/20	W, 77-66 (A)	12/4/62	L, 62-76		1/17/19
12/17/57	L, 53-58 (N)	12/6/12	L, 72-79 (A)	12/4/21	L, 60-79 (H)	12/12/87	W, 114-70	2/21/16	L, 30-68
12/2/60	L, 59-71 (H)	2/23/13	W, 81-70 (H)	12/11/22	L, 60-77 (A)	12/7/91	W, 93-72	2/22/16	L, 30-39
			L, 76-92 (A)	1/26/23	L, 70-80 (H)	12/6/12	W, 81-70	12/19/50	L, 59-60

Pitt State vs. Emporia State... 99-103 (.490) overall, 57-38 home, 41-61 away, 1-4 neutral

Overall: 99-103 (.490)	2/26/35	L, 32-38 (H)	2/23/48	L, 49-63 (H)	2/11/61	L, 59-65 (H)	1/24/74	L, 73-99 (H)	1/10/86	L, 63-75 (N)	2/4/02	W, 90-77 (A)	
1/23/20	L, 18-20 (A)	'35-36	W, 46-30 (H)	1/27/49	L, 55-62 (H)	2/17/61	L, 68-79 (A)	1/17/86	L, 82-99 (A)	1/17/86	L, 67-69 (H)	12/30/02	L, 59-61 (A)
2/3/21	L, 25-31 (A)	'35-36	W, 37-29 (H)	2/25/49	L, 55-60 (A)	1/12/62	L, 68-80 (A)	1/30/75	W, 96-85 (A)	1/15/86	L, 75-86 (A)	3/1/03	L, 75-80 (H)
1/23/22	L, 25-37 (A)	'35-36	L, 32-38 (A)	2/9/50	L, 51-67 (A)	1/20/62	W, 84-80 (H)	2/25/75	W, 78-75 (H)	3/3/86	L, 62-82 (A)	1/14/04	L, 69-78 (A)
1/29/23	W, 33-26 (A)	12/17/36	L, 34-36 (A)	2/22/50	L, 53-59 (H)	1/29/63	W, 72-70 (A)	11/21/75	L, 68-84 (A)	1/30/87	L, 71-81 (H)	2/18/04	L, 88-89 (H)
2/26/23	L, 17-48 (H)	1/25/37	W, 41-39 (A)	1/27/51	L, 56-61 (H)	2/20/63	L, 58-71 (H)	1/14/76	L, 53-62 (A)	2/21/87	L, 68-105 (A)	1/12/05	W, 97-91 (H)
2/27/23	L, 25-30 (H)	1/26/37	W, 38-32 (H)	2/23/51	W, 63-57 (A)	1/6/64	L, 77-80 (H)	1/29/76	L, 63-65 (H)	1/16/88	L, 74-100 (A)	2/16/05	W, 76-65 (A)
2/23/24	L, 26-30 (A)	3/4/37	W, 46-32 (H)	2/1/52	W, 63-54 (H)	2/6/64	W, 69-66 (A)	1/21/77	W, 66-61 (H)	1/22/88	W, 74-73 (H)	1/7/06	L, 68-80 (A)
2/23/25	W, 26-24 (A)	1/24/38	L, 34-41 (N)	2/14/52	L, 57-67 (A)	2/12/65	W, 71-65 (A)	2/5/77	L, 63-67 (A)	1/28/89	L, 65-78 (H)	2/18/06	W, 89-85 (H)
1/30/26	W, 35-30 (H)	2/23/38	W, 38-36 (H)	2/12/53	L, 60-70 (A)	2/20/65	W, 85-56 (H)	1/27/78	L, 59-62 (A)	1/10/89	L, 59-68 (A)	1/6/07	L, 77-86 (H)
3/18/26	L, 27-33 (N)	2/24/38	L, 38-43 (A)	2/26/53	L, 69-75 (H)	2/5/66	W, 92-74 (H)	2/11/78	L, 64-69 (H)	12/10/90	L, 72-78 (A)	2/14/07	W, 91-88 (A)
1/30/28	L, 37-43 (A)	1/30/39	L, 45-58 (A)	12/17/53	W, 66-58 (N)	2/15/66	W, 82-71 (A)	1/20/79	W, 77-70 (H)	1/28/91	W, 85-64 (H)	1/12/08	W, 72-63 (A)
2/22/28	W, 38-26 (H)	2/22/39	W, 56-46 (A)	1/30/54	W, 74-51 (H)	3/2/66	W, 85-84 (A)	2/2/79	L, 74-79 (A)	2/29/92	L, 74-79 (A)	2/20/08	W, 88-71 (H)

PSU VS. MIAA OPPONENTS

Pitt State vs. Emporia State... Continued

12/19/15	L, 66-70 (H)	3/1/41	W, 50-30	1/21/77	W, 66-61	12/19/15	L, 66-70	1/31/47	L, 28-38	2/22/80	L, 87-99	2/6/16	L, 66-78
2/6/16	L, 66-78 (A)	2/14/42	W, 56-36	2/11/78	L, 64-69	2/2/17	L, 24-48	1/29/48	L, 31-58	1/16/81	L, 68-72	1/18/17	L, 51-58
1/18/17	L, 51-58 (A)	2/18/43	W, 62-35	1/20/79	W, 77-70	1/17/18	W, 87-67	2/25/49	L, 55-60	1/30/82	L, 53-58	2/21/19	W, 73-69
2/2/17	L, 24-48 (H)	2/23/46	W, 64-52	1/26/80	W, 74-73	1/23/19	W, 90-66	2/9/50	L, 51-67	2/25/82	L, 51-55	2/6/20	W, 77-74
1/17/18	W, 87-67 (H)	2/24/47	L, 48-50	2/14/81	W, 70-68	1/14/21	L, 72-75	2/23/51	W, 63-57	1/14/83	L, 58-70	2/25/21	L, 57-78
1/23/19	W, 90-66 (H)	2/23/48	L, 49-63	2/12/82	W, 67-57	1/13/22	L, 59-74	2/14/52	L, 57-67	3/5/83	L, 60-64	2/23/22	L, 52-75
2/21/19	W, 73-69 (A)	1/27/49	L, 55-62	2/12/83	L, 56-66	1/12/23	L, 63-79	2/12/53	L, 60-70	2/18/84	L, 68-74	2/23/23	W, 68-67
2/6/20	W, 77-74 (A)	2/22/50	L, 53-59	1/27/84	W, 84-77			2/11/54	W, 56-53	2/8/85	L, 67-80		
1/14/21	L, 72-75 (A)	1/27/51	L, 56-61	1/26/85	W, 83-70			2/11/55	L, 61-65	2/15/86	L, 75-86		
2/25/21	L, 57-78 (H)	2/11/52	W, 63-54	1/17/86	L, 67-69			2/23/56	L, 83-87	3/3/86	L, 62-82		
1/13/22	L, 59-74 (H)	2/26/53	L, 69-75	1/30/87	L, 71-81	1/23/20	L, 18-20	2/1/57	W, 2-0	2/21/87	L, 68-105	3/18/26	L, 27-33
2/23/22	L, 52-75 (A)	12/17/53	W, 66-58	2/12/88	W, 74-73	2/3/21	L, 25-31	2/21/58	L, 61-74	1/16/88	L, 74-100	(Kansas City, Mo.)	
1/12/23	L, 63-79 (H)	1/30/54	W, 74-51	1/28/89	L, 65-78	1/23/22	L, 25-37	2/6/59	L, 68-73	2/10/89	L, 59-68	3/4/37	L, 34-41
2/23/23	W, 68-67 (A)	2/26/55	W, 70-57	1/28/91	L, 85-64	1/29/23	W, 33-26	2/19/60	L, 44-74	12/10/90	L, 72-78	(Fredonia, Kan.)	
		1/21/56	W, 88-71	2/27/93	L, 72-78	2/23/24	L, 26-30	2/17/61	L, 68-79	2/29/92	W, 73-72	12/17/53	W, 66-58
		2/16/57	L, 63-72	2/8/95	W, 78-73	2/23/25	W, 26-24	1/12/62	L, 68-80	2/9/94	L, 73-95	(Hutchinson, Kan.)	
		1/30/58	L, 67-68	1/18/97	W, 72-59	1/30/28	L, 37-43	2/19/63	W, 72-70	2/7/96	L, 80-88	12/29/57	L, 68-78
		1/27/59	L, 63-67	1/5/98	W, 80-52	2/15/29	W, 26-24	2/6/64	W, 69-66	1/17/98	W, 70-55	(Ottawa, Kan.)	
2/27/23	L, 17-48	2/6/60	W, 61-57	1/16/99	W, 66-62	2/28/30	W, 45-27	2/12/65	W, 71-65	1/4/99	W, 71-65	1/10/86	L, 63-75
1/30/26	W, 35-30	2/11/61	L, 59-65	2/23/00	W, 69-57	2/10/31	W, 43-18	2/15/66	W, 82-71	1/26/00	W, 54-52	(Kansas City, Mo.)	
2/22/28	W, 38-26	1/20/62	W, 84-80	1/24/01	W, 78-61	1/10/32	W, 31-27	3/2/66	W, 85-84	2/21/01	W, 80-68		
1/31/29	L, 26-41	2/20/63	L, 58-71	1/7/02	W, 94-77	1/6/33	W, 38-34	2/11/67	L, 60-84	2/4/02	W, 90-77		
2/18/30	W, 30-24	1/6/64	L, 77-80	3/1/03	L, 75-80	1/29/34	L, 17-34	2/16/68	L, 67-79	12/30/02	L, 59-61		
1/28/31	W, 46-18	2/20/65	W, 85-56	2/18/04	L, 88-89	1/28/35	W, 37-36	1/4/69	W, 69-61	1/14/04	L, 69-78		
2/6/32	W, 37-20	2/5/66	W, 92-74	1/12/05	W, 97-91	*35-36	L, 32-38	2/14/70	W, 71-60	2/16/05	W, 76-65		
2/4/33	W, 61-27	2/25/67	W, 80-76	2/18/06	W, 89-85	*35-36	L, 34-36	1/19/71	W, 75-74	1/7/06	L, 68-80		
2/22/34	L, 26-38	1/27/68	L, 75-83	1/6/07	L, 77-86	12/17/36	W, 41-39	2/22/72	W, 72-67	2/14/07	W, 91-88		
2/26/35	L, 32-38	3/1/69	W, 66-61	2/20/08	W, 88-71	2/23/38	L, 38-43	1/25/73	W, 87-80	1/12/08	W, 72-63		
*35-36	W, 46-30	1/10/70	W, 77-73	1/10/09	L, 100-102	2/24/38	L, 45-58	2/19/74	L, 82-99	2/18/09	L, 74-84		
*35-36	W, 37-29	2/23/71	W, 102-91	2/17/10	L, 42-65	2/10/39	W, 56-46	1/30/75	W, 96-85	1/9/10	L, 66-77		
1/25/37	W, 38-32	1/18/72	L, 63-84	1/8/11	W, 80-61	2/16/40	L, 39-40	1/12/75	L, 68-84	2/16/11	L, 81-82		
1/26/37	W, 46-32	2/20/73	W, 85-82	2/15/12	W, 61-44	2/13/41	W, 41-40	1/14/76	L, 53-62	1/7/12	W, 75-68		
1/24/38	W, 38-36	1/24/74	L, 73-99	3/2/13	W, 82-55	2/26/42	W, 44-40	2/5/77	L, 63-67	2/20/13	L, 82-88		
2/22/39	L, 40-44	2/25/75	W, 78-75	2/26/14	W, 84-76	1/14/43	W, 43-36	1/27/78	L, 59-62	1/15/14	L, 75-83		
2/3/40	W, 61-43	1/29/76	L, 63-65	1/14/15	W, 59-58	1/25/46	W, 47-42	2/2/79	L, 74-79	2/25/15	L, 67-74		

Neutral: 1-4 (200)

Pitt State vs. Fort Hays State... 75-91 (452) overall, 50-32 home, 25-54 away, 0-2 neutral

Overall: 75-91 (452)	2/11/50	L, 52-60 (A)	1/26/74	W, 108-70 (H)	1/19/13	W, 72-69 (H)	1/15/55	W, 108-62	1/23/21	W, 79-68	1/16/71	L, 67-86
	2/25/50	L, 43-56 (H)	2/23/74	L, 73-89 (A)	1/25/14	L, 75-78 (H)	2/4/56	W, 88-49	2/16/23	L, 49-71	1/29/72	L, 62-78
2/8/24	W, 21-14 (A)	2/17/51	W, 73-49 (H)	2/1/75	W, 82-80 (A)	2/15/14	L, 69-87 (A)	2/23/57	W, 82-78		1/27/73	L, 72-79
2/9/24	W, 33-29 (A)	2/24/51	L, 70-76 (A)	2/27/75	W, 83-74 (H)	1/24/15	W, 69-64 (A)	2/8/58	W, 79-67	Away: 25-56 (309)	2/23/74	L, 73-89
2/18/27	W, 28-20 (H)	1/16/52	L, 61-98 (A)	3/3/75	L, 87-93 (H)	2/14/15	W, 77-63 (H)	2/21/59	W, 63-61		2/1/75	W, 82-80
2/19/27	W, 29-24 (H)	2/29/52	L, 64-65 (H)	1/31/76	W, 81-76 (H)	1/21/16	L, 78-89 (A)	1/16/60	W, 67-62	2/8/24	W, 21-19	2/26/76
2/3/28	W, 49-17 (H)	1/3/53	L, 60-62 (N)	2/26/76	W, 67-56 (A)	2/11/16	W, 101-92 (H)	1/7/61	W, 66-61	2/9/24	W, 33-29	1/29/77
2/18/28	L, 21-22 (A)	1/31/53	W, 72-65 (H)	1/29/77	L, 50-51 (A)	12/31/16	L, 67-72 (H)	1/27/62	L, 71-81	2/18/28	L, 21-22	2/25/78
1/21/29	L, 24-26 (A)	2/14/53	L, 76-81 (A)	2/19/77	W, 67-55 (H)	12/21/17	L, 74-77 (A)	1/26/63	W, 96-83	1/21/29	L, 24-26	1/26/79
2/23/29	L, 22-24 (H)	1/16/54	W, 76-70 (H)	2/4/78	W, 86-83 (H)	2/7/19	L, 75-77 (H)	2/22/64	W, 106-83	2/3/30	W, 33-17	3/1/79
1/18/30	W, 23-16 (H)	2/13/54	L, 73-81 (A)	2/25/78	L, 93-108 (A)	3/2/19	L, 61-71 (A)	1/4/65	W, 74-62	1/14/31	W, 29-21	2/9/80
2/3/30	W, 33-17 (A)	1/15/55	W, 108-62 (H)	1/26/79	L, 70-102 (A)	1/6/20	W, 78-69 (A)	2/12/66	W, 94-82	2/27/32	W, 21-14	2/20/81
1/14/31	W, 29-21 (A)	2/12/55	L, 73-77 (A)	2/16/79	W, 97-79 (H)	1/23/21	W, 79-68 (H)	2/18/67	W, 76-68	2/11/33	W, 35-23	2/19/82
2/14/31	W, 38-23 (H)	2/4/56	W, 88-49 (H)	3/1/79	W, 66-65 (A)	1/22/22	L, 51-70 (A)	1/13/68	W, 67-62	1/13/34	W, 24-16	1/29/83
1/16/32	W, 33-17 (H)	2/25/56	W, 87-68 (A)	1/19/80	W, 65-63 (H)	1/7/23	L, 55-83 (A)	12/14/68	W, 101-76	2/23/35	L, 31-36	1/20/84
2/27/32	W, 21-14 (A)	2/2/57	L, 74-76 (A)	2/9/80	L, 75-79 (A)	2/16/23	L, 49-71 (H)	12/13/69	L, 80-89	*35-36	L, 27-36	1/19/85
2/11/33	W, 35-23 (A)	2/23/57	W, 82-78 (H)	1/30/81	L, 61-71 (H)			1/30/71	L, 72-73	*35-36	L, 19-41	2/21/86
2/25/33	W, 33-15 (H)	2/8/58	W, 79-67 (H)	2/20/81	L, 81-95 (A)			1/15/72	W, 71-56	2/5/37	L, 28-39	2/7/87
1/13/34	W, 24-16 (A)	2/22/58	W, 77-62 (A)	1/23/82	L, 40-50 (H)	Home: 50-33 (602)		2/22/73	W, 78-57	2/6/37	W, 31-29	1/29/88
2/17/34	W, 29-18 (H)	2/7/59	L, 51-63 (A)	2/19/82	L, 64-66 (A)	1/23/17	L, 26-47	1/26/74	W, 108-70	2/5/38	L, 38-48	1/21/89
1/12/35	W, 25-21 (H)	2/21/59	W, 63-61 (H)	1/29/83	L, 67-83 (A)	1/24/17	L, 28-43	2/27/75	W, 83-74	2/11/39	W, 40-33	12/8/93
2/23/35	L, 31-36 (A)	1/16/60	W, 67-62 (H)	2/18/83	L, 51-56 (H)	2/18/27	W, 28-20	3/3/75	L, 87-93	2/17/40	L, 37-39	11/20/95
*35-36	L, 27-36 (A)	2/20/60	W, 78-76 (A)	1/20/84	L, 67-94 (A)	2/19/27	W, 29-24	1/31/76	W, 81-76	2/15/41	W, 57-36	1/31/07
*35-36	L, 19-41 (A)	1/7/61	W, 66-61 (H)	2/4/84	L, 61-86 (H)	2/3/28	W, 49-17	2/19/77	W, 67-55	2/28/42	W, 48-42	1/30/08
*35-36	W, 32-28 (H)	2/18/61	L, 74-79 (A)	1/19/85	L, 44-59 (A)	2/23/29	L, 22-24	2/4/78	W, 86-83	2/15/43	L, 67-80	1/17/09
*35-36	W, 45-30 (H)	1/13/62	L, 68-92 (A)	2/15/85	L, 56-57 (H)	1/18/30	W, 23-16	2/16/79	W, 97-79	1/26/46	W, 52-32	2/24/10
2/5/37	L, 28-39 (A)	1/27/62	L, 71-81 (H)	2/1/86	L, 73-78 (H)	2/14/31	W, 38-23	1/19/80	W, 65-63	2/1/47	L, 54-66	1/15/11
2/6/37	W, 31-29 (A)	12/29/62	L, 70-74 (N)	2/21/86	L, 68-94 (A)	1/16/32	W, 33-17	1/30/81	L, 61-71	1/30/48	L, 44-52	2/22/12
2/27/37	W, 41-29 (H)	1/26/63	W, 96-83 (H)	1/23/87	L, 74-81 (H)	2/25/33	W, 33-15	1/23/82	L, 48-50	2/26/49	L, 51-56	2/15/14
2/5/38	L, 38-48 (A)	2/16/63	L, 79-95 (A)	2/7/87	L, 74-102 (A)	2/17/34	W, 29-18	2/18/83	L, 51-56	2/11/50	L, 52-60	1/24/15
3/4/38	W, 51-43 (H)	1/25/64	L, 93-108 (A)	1/29/88	L, 55-100 (A)	1/12/35	W, 25-21	2/4/84	L, 61-86	2/24/51	L, 70-76	1/2/16
3/5/38	L, 45-47 (H)	2/22/64	W, 106-83 (H)	2/20/88	L, 65-72 (H)	*35-36	W, 32-28	2/15/85	L, 56-57	2/16/52	L, 61-98	12/2/17
1/13/39	W, 46-31 (H)	1/4/65	L, 74-62 (H)	1/21/89	L, 73-78 (A)	*35-36	W, 45-30	2/1/86	L, 73-78	2/14/53	L, 76-81	3/2/19
2/11/39	W, 40-33 (A)	2/13/65	W, 83-79 (A)	2/17/89	W, 87-76 (H)	2/27/37	W, 41-29	1/23/87	L, 74-81	2/13/54	L, 73-81	1/6/20
1/13/40	L, 31-42 (A)	1/4/66	W, 71-65 (A)	12/5/92	W, 64-58 (H)	3/4/38	W, 51-43	2/20/88	L, 65-72	2/12/55	L, 73-77	1/22/22
2/17/40	L, 37-39 (A)	2/12/66	W, 94-82 (H)	12/8/93	W, 81-76 (A)	3/5/38	L, 45-47	2/17/89	W, 87-76	2/25/56	W, 87-68	1/7/23
2/8/41	W, 51-43 (H)	1/7/67	L, 66-68 (A)	12/3/94	L, 91-97 (H)	1/13/39						

PSU VS. MIAA OPPONENTS

Pitt State vs. Lincoln... 36-12 (.750) overall, 21-1 home, 12-9 away, 3-2 neutral

Overall: 36-12 (.750)		2/15/97		W, 98-73 (H)	12/9/17	W, 77-66 (H)	1/22/92	W, 87-62	1/3/19	L, 85-96
12/23/64	L, 66-70 (N)	2/14/98	W, 105-56 (H)	1/11/18	L, 70-75 (A)	1/20/93	W, 87-77	W, 87-77	1/18/20	L, 84-85
2/8/66	W, 119-94 (H)	2/13/99	W, 89-75 (A)	2/27/18	W, 81-60 (H)	2/1/95	W, 83-81	W, 83-81	12/10/20	L, 55-76
2/13/67	L, 83-122 (A)	11/30/02	W, 79-69 (N)	1/3/19	L, 85-96 (A)	2/3/96	W, 74-72	W, 74-72	2/5/22	L, 87-98
11/25/83	L, 39-56 (N)	12/10/03	W, 88-62 (H)	1/18/20	W, 84-66 (A)	2/15/97	W, 98-73	W, 98-73	2/4/23	L, 71-90
12/4/87	W, 85-65 (H)	12/4/04	W, 84-66 (A)	2/26/20	W, 73-56 (H)	2/14/98	W, 105-56	W, 105-56		
11/18/88	W, 85-65 (H)	11/21/08	W, 110-69 (H)	12/10/20	L, 55-76 (A)	11/30/02	W, 88-62	W, 88-62		
12/6/88	W, 70-66 (A)	1/5/11	W, 65-49, (N)	2/6/21	W, 85-77 (H)	12/4/04	W, 110-69	W, 110-69		
3/3/90	W, 84-77 (A)	2/12/11	W, 72-69 (H)	12/15/21	W, 86-75 (H)	1/5/11	W, 72-69	W, 72-69		
3/2/91	W, 80-65 (H)	1/4/12	W, 85-68 (A)	2/5/22	L, 87-98 (A)	2/11/12	W, 72-61	W, 72-61		
1/22/92	W, 87-62 (H)	2/11/12	W, 69-63 (A)	11/28/22	W, 66-54 (H)	1/15/15	W, 74-50	W, 74-50		
2/12/92	W, 62-61 (A)	11/16/12	W, 72-61 (H)	2/4/23	L, 71-90 (A)	1/12/17	L, 69-77	L, 69-77		
1/20/93	W, 87-77 (H)	1/10/13	W, 86-78 (N)			12/9/17	W, 77-66	W, 77-66		
2/10/93	W, 63-61 (A)	1/6/14	W, 85-63 (A)	Home: 21-1 (.955)		2/27/18	W, 81-60	W, 81-60		
2/2/94	W, 84-75 (A)	1/5/15	W, 79-72 (A)			2/26/20	W, 73-56	W, 73-56		
2/1/95	W, 83-81 (H)	1/23/16	W, 74-50 (H)	2/8/66	W, 119-94	2/6/21	W, 85-77	W, 85-77		
2/3/96	W, 74-72 (H)	12/10/16	L, 63-68 (A)	12/4/87	W, 73-64	12/15/21	W, 86-75	W, 86-75		
1/15/97	W, 76-70 (A)	1/12/17	L, 65-71 (A)	11/18/88	W, 85-65	11/28/22	W, 66-54	W, 66-54		
			L, 69-77 (H)	3/2/91	W, 80-65					

Away: 12-9 (.571)

L, 83-122		1/18/20	L, 85-96
W, 70-66		12/10/20	L, 84-85
W, 84-77		2/5/22	L, 55-76
W, 62-61		2/4/23	L, 87-98
W, 63-61			L, 71-90
W, 84-75	12/23/64		L, 66-70
W, 76-70	(Rolla, Mo.)		
W, 89-75	11/25/83		L, 39-56
W, 84-66	(Springfield, Mo.)		
W, 85-68	12/2/00		W, 79-69
W, 69-63	(Joplin, Mo.)		
W, 85-63	11/21/08		W, 65-49
W, 87-72	(Joplin, Mo.)		
L, 63-68	11/16/12		W, 86-78
L, 65-71	(Joplin, Mo.)		
L, 70-75			

Neutral: 3-2 (.600)

W, 62-56	12/23/64	L, 66-70
L, 60-71	(Rolla, Mo.)	
L, 72-77	11/25/83	L, 39-56
L, 78-85	(Springfield, Mo.)	
L, 69-89	12/2/00	W, 79-69
L, 78-85	(Joplin, Mo.)	
L, 78-85	11/21/08	W, 65-49
L, 69-75	(Joplin, Mo.)	
L, 63-75	11/16/12	W, 86-78
L, 77-75	(Joplin, Mo.)	
L, 92-96		

Pitt State vs. Missouri Southern... 50-62 (.446) overall, 33-21 home, 15-40 away, 2-1 neutral

Overall: 50-62 (.446)		12/1/84		L, 55-61 (A)	2/14/01	W, 86-83 (A)	2/20/18	L, 88-92 (A)	1/5/88	W, 72-64	2/11/23	L, 93-103 OT	2/20/99	L, 69-80
12/9/68	W, 62-56 (A)	1/14/85	W, 64-57 (H)	1/16/02	L, 65-78 (A)	2/16/19	L, 84-95 (H)	2/21/89	W, 79-62	W, 79-62			1/19/00	L, 61-76
2/13/69	W, 61-60 (H)	2/26/86	L, 80-101 (A)	2/13/02	W, 83-81 (H)	2/19/19	L, 81-94 (A)	1/10/90	L, 72-73	L, 72-73			3/2/00	L, 85-96
1/8/70	W, 85-79 (H)	12/12/86	W, 86-72 (H)	1/15/03	L, 69-74 (H)	3/8/19	W, 89-80 (N)	1/30/91	W, 82-69	W, 82-69			2/14/01	W, 86-83
2/4/70	L, 60-71 (A)	2/25/87	L, 66-74 (A)	2/12/03	L, 75-80 (A)	12/31/19	L, 64-95 (A)	1/8/92	L, 67-72	L, 67-72	12/9/68	W, 62-56	1/16/02	L, 65-78
12/5/70	L, 72-77 (A)	1/5/88	L, 86-110 (H)	1/7/04	L, 69-75 (A)	1/25/20	L, 72-79 (H)	1/27/93	L, 58-69	L, 58-69	2/4/70	L, 60-71	2/12/03	L, 75-80
2/17/71	W, 83-77 (H)	2/27/88	W, 72-64 (H)	2/25/04	W, 80-73 (H)	1/9/21	W, 83-67 (H)	2/5/94	W, 81-79	W, 81-79	12/5/70	L, 72-77	1/7/04	L, 69-75
12/4/71	W, 69-67 (H)	1/17/89	W, 86-61 (A)	1/5/05	W, 75-66 (H)	2/20/21	L, 74-93 (A)	11/19/94	W, 85-80	W, 85-80	3/1/72	L, 78-85	2/23/05	L, 78-84
3/1/72	L, 78-85 (A)	2/21/89	W, 86-82 (A)	2/23/05	L, 78-84 (A)	2/16/22	W, 95-82 (A)	1/3/96	L, 66-69	L, 66-69	11/27/72	L, 69-89	2/15/06	L, 63-75
11/27/72	L, 69-89 (A)	1/10/90	W, 79-62 (H)	3/4/05	L, 61-63 (N)	2/19/22	W, 73-71 (H)	1/29/97	W, 78-63	W, 78-63	2/7/74	L, 78-91	2/21/07	W, 72-67
2/28/73	L, 51-64 (H)	1/31/90	L, 72-73 (A)	1/11/06	L, 84-86 (H)	1/2/23	L, 63-84 (A)	2/21/98	W, 77-60	W, 77-60	12/21/74	L, 57-59	1/9/08	L, 64-76
12/13/73	W, 78-72 (H)	1/9/91	W, 70-63 (A)	2/15/06	L, 63-75 (A)	2/11/23	L, 93-103 OT (H)	1/27/99	W, 81-65	W, 81-65	2/11/76	W, 64-59	1/3/09	L, 76-88
2/7/74	L, 78-91 (A)	1/30/91	L, 68-80 (A)	1/3/07	W, 84-71 (H)			2/16/00	L, 79-87	L, 79-87	12/11/76	W, 68-60	2/10/10	L, 51-77
12/21/74	L, 57-59 (A)	1/8/92	W, 82-69 (H)	2/21/07	W, 72-67 (A)			1/17/01	W, 72-62	W, 72-62	12/14/77	L, 56-67	1/2/11	W, 77-75
2/8/75	W, 73-71 (H)	1/29/92	L, 67-72 (H)	1/9/08	L, 64-76 (A)			2/13/02	W, 83-81	W, 83-81	2/6/79	L, 64-73	2/8/12	L, 92-96
12/4/75	L, 61-68 (H)	12/11/92	L, 64-75 (A)	2/27/08	W, 64-68 (H)	2/13/69	W, 61-60	1/15/03	L, 69-74	L, 69-74	1/12/80	W, 70-68	1/16/13	L, 80-87
2/11/76	W, 64-59 (A)	1/27/93	L, 58-74 (A)	1/3/09	L, 76-88 (A)	1/8/70	W, 85-79	2/25/04	W, 80-73	W, 80-73	2/2/80	L, 69-83	2/22/14	L, 90-110
12/11/76	W, 68-60 (A)	11/20/93	L, 58-69 (H)	2/11/09	W, 76-58 (H)	2/1/71	W, 83-77	1/5/05	W, 75-66	W, 75-66	1/9/82	L, 67-74	2/27/16	L, 82-86
2/9/77	W, 77-66 (H)	2/5/94	L, 76-89 (A)	1/2/10	W, 67-65 (H)	12/4/71	W, 69-67	1/11/06	L, 84-86	L, 84-86	12/4/82	W, 70-60	2/4/17	L, 70-88
12/14/77	L, 56-67 (A)	11/19/94	W, 81-79 (H)	2/10/10	L, 51-77 (A)	2/28/73	L, 51-64	1/3/07	W, 84-71	W, 84-71	2/22/84	L, 59-85	2/20/18	L, 88-92
1/14/78	L, 64-79 (H)	1/4/95	W, 85-80 (H)	1/2/11	W, 77-75 (A)	12/13/73	W, 78-72	2/27/08	W, 78-72	W, 78-72	12/1/84	W, 64-68	12/1/84	L, 81-94
12/6/78	W, 77-76 (H)	11/18/95	W, 80-72 (A)	2/9/11	L, 78-90 (H)	2/8/75	W, 73-71	2/11/09	W, 76-58	W, 76-58	1/14/86	L, 80-101	12/2/19	L, 64-95
2/6/79	L, 64-73 (A)	1/3/96	L, 73-83 (A)	12/30/11	W, 97-87 (H)	12/4/75	L, 61-68	1/2/10	W, 67-65	W, 67-65	12/2/80	L, 66-74	2/20/21	L, 74-93
12/10/79	L, 82-87 (H)	1/29/97	L, 66-69 (H)	2/8/12	L, 92-96 (A)	2/9/77	W, 77-66	2/9/11	L, 78-90	L, 78-90	2/27/88	W, 86-61	2/16/22	W, 95-82
1/12/80	W, 70-68 (A)	2/22/97	W, 78-63 (H)	1/16/13	L, 80-87 (A)	1/14/78	L, 64-79	12/30/11	W, 97-87	W, 97-87	1/17/89	W, 86-82	1/2/23	L, 83-84
12/2/80	L, 69-83 (A)	1/28/98	W, 78-69 (A)	2/27/13	W, 94-91 (H)	12/6/78	W, 77-76	2/27/13	W, 94-91	W, 94-91	1/31/90	W, 70-63		
1/10/81	L, 62-78 (H)	2/21/98	W, 83-76 (A)	2/22/14	L, 90-110 (A)	12/10/79	L, 82-87	2/28/14	L, 63-66	L, 63-66	1/9/91	L, 68-80		
11/24/81	W, 69-65 (H)	1/27/99	W, 77-60 (H)	2/21/15	L, 63-66 (H)	1/10/81	L, 62-78	1/16/16	W, 89-80	W, 89-80	1/29/92	L, 64-75		
1/9/82	L, 67-74 (A)	2/20/99	W, 81-65 (H)	3/8/15	W, 91-65 (N)	11/24/81	W, 69-65	2/21/17	L, 64-71	L, 64-71	12/11/92	L, 58-74	3/4/05	L, 61-63
12/4/82	W, 70-60 (A)	1/19/00	L, 69-80 (A)	1/16/16	W, 89-80 (H)	1/8/83	L, 60-64	3/2/18	L, 76-90	L, 76-90	11/20/93	L, 76-89	(Kansas City, Mo.)	
1/8/83	L, 60-64 (H)	2/16/00	L, 61-76 (A)	2/27/16	L, 82-86 (A)	12/7/83	W, 75-69	2/16/19	L, 84-95	W, 84-95	1/4/95	W, 80-72	3/8/15	W, 91-65
12/7/83	W, 75-69 (H)	3/2/00	L, 79-87 (H)	2/4/17	L, 70-88 (A)	1/4/85	W, 64-57	1/25/20	L, 72-79	L, 72-79	11/18/95	L, 73-83	(Kansas City, Mo.)	
2/22/84	L, 59-85 (A)	1/17/01	L, 85-96 (A)	2/21/17	L, 64-71 (H)	2/26/86	W, 86-72	1/9/21	W, 83-67	W, 83-67	2/22/97	W, 78-69	3/8/19	W, 89-80
			W, 72-62 (H)	2/3/18	L, 76-90 (H)	2/25/87	L, 86-110	2/19/22	W, 73-71	W, 73-71	1/28/98	W, 83-76	(Kansas City, Mo.)	

Away: 15-40 (.273)

L, 69-80		2/20/99	L, 69-80
L, 61-76		1/19/00	L, 61-76
L, 85-96		3/2/00	L, 85-96
W, 86-83	2/14/01		W, 86-83
L, 65-78	1/16/02		L, 65-78
L, 75-80	2/12/03		L, 75-80
L, 69-75	1/7/04		L, 69-75
L, 78-84	2/23/05		L, 78-84
L, 63-75	2/15/06		L, 63-75
L, 72-67	2/21/07		L, 72-67
L, 64-76	2/21/07		L, 64-76
L, 80-87	1/16/13		L, 80-87
L, 90-110	2/22/14		L, 90-110
L, 82-86	2/27/16		L, 82-86
L, 70-88	2/4/17		L, 70-88
L, 88-92	2/20/18		L, 88-92
L, 81-94	2/19/19		L, 81-94
L, 64-9			

PSU VS. MIAA OPPONENTS

Pitt State vs. Nebraska-Kearney... 12-35 (.255) overall, 9-14 home, 2-20 away, 1-1 neutral

Overall: 12-35 (.255)													
12/29/67	L, 72-77 (N)	2/20/82	L, 58-96 (A)	1/3/13	W, 76-62 (H)	2/18/23	W, 93-85 (H)	2/19/88	W, 81-75	2/24/78	L, 61-102	2/28/19	W, 83-75
1/10/76	L, 65-71 (H)	1/28/83	L, 57-63 (A)	1/22/14	L, 80-82 (H)			2/18/89	W, 83-79	1/27/79	L, 79-103	3/4/20	W, 79-76
2/6/76	L, 73-80 (A)	2/19/83	L, 69-81 (H)	2/13/14	L, 83-92 (A)	Home: 9-14 (.391)		12/1/98	W, 83-75	2/8/80	L, 84-93	1/5/23	L, 61-63
1/28/77	W, 77-70 (A)	2/18/85	L, 78-100 (A)	1/22/15	L, 64-68 (A)			1/3/13	W, 76-62	2/21/81	L, 64-88	Neutral: 1-1 (.500)	
2/18/77	L, 71-80 (H)	2/16/85	L, 74-86 (H)	2/12/15	W, 101-73 (H)	1/10/76	L, 65-71	1/22/14	L, 80-82	2/20/82	L, 58-96		
2/3/78	L, 68-75 (H)	1/31/86	W, 82-76 (H)	1/4/16	L, 75-91 (A)	2/18/77	L, 71-80	2/12/15	W, 88-59	2/28/83	L, 57-63		
2/24/78	L, 61-102 (A)	2/22/86	L, 68-71 (H)	2/13/16	W, 77-61 (H)	2/3/78	L, 68-75	2/13/16	W, 77-61	1/21/84	L, 78-100	12/29/67	L, 72-77
1/27/79	L, 79-103 (A)	1/24/87	W, 82-76 (H)	12/1/16	L, 79-92 (H)	2/17/79	L, 80-81	12/1/16	L, 79-92	1/18/85	L, 73-90	(Wayne, Neb.)	
2/17/79	L, 80-81 (H)	2/6/87	L, 98-105 (A)	11/30/17	L, 89-101 (A)	1/18/80	L, 78-100	2/9/19	L, 63-65	2/22/86	L, 98-105	3/4/20	W, 79-76
1/18/80	L, 78-100 (H)	1/30/88	L, 77-94 (H)	2/9/19	L, 63-65 (H)	1/31/81	L, 70-77	1/21/21	L, 75-85	2/6/87	L, 93-112	(Kansas City, Mo.)	
2/8/80	L, 84-93 (A)	2/19/88	L, 93-112 (A)	2/28/19	W, 83-75 (A)	1/22/82	W, 92-78	2/18/23	W, 93-85	1/30/88	L, 88-95		
1/31/81	L, 70-77 (H)	1/20/89	L, 88-95 (A)	1/4/20	L, 80-81 (A)	2/19/83	L, 69-81			1/20/89	L, 92-103		
2/21/81	L, 64-88 (A)	2/18/89	W, 81-75 (H)	3/4/20	W, 79-76 (N)	2/3/84	L, 74-86	Away: 2-20 (.091)		2/13/14	L, 83-92		
1/22/82	W, 92-78 (H)	12/1/98	L, 92-103 (A)	1/21/21	L, 75-85 (H)	2/16/85	L, 68-71			2/22/15	L, 64-68		
			W, 83-79 (H)	1/20/22	L, 79-88 (A)	1/31/86	W, 82-76	2/6/76	L, 73-80	1/4/16	L, 75-91		
			W, 83-75 (H)	1/5/23	L, 61-63 (A)	1/24/87	L, 77-94	1/28/77	W, 77-70	11/30/17	L, 89-101		

Pitt State vs. Newman... 21-14 (.600) overall, 15-4 home, 5-9 away, 1-1 neutral

Overall: 21-14 (.600)													
1/30/74	W, 78-74 (A)	11/29/83	W, 76-62 (H)	11/15/16	W, 84-76 (H)	2/28/78	L, 63-66	2/27/21	L, 77-79	11/24/09	L, 46-68		
1/16/75	W, 88-76 (H)	11/20/84	W, 74-73 (A)	11/21/17	W, 88-69 (N)	2/27/79	W, 86-84	12/1/21	W, 71-66	11/13/13	L, 76-80		
1/12/75	L, 80-95 (N)	2/18/86	W, 79-65 (H)	1/9/20	W, 65-62 (H)	1/21/79	L, 67-72	1/28/23	W, 93-81	11/17/15	L, 89-98		
2/22/77	W, 74-69 (H)	3/1/86	W, 85-71 (H)	11/24/20	W, 72-70 (A)	11/27/80	W, 68-63	Away: 5-9 (.357)		11/24/20	W, 72-70		
12/23/77	L, 70-83 (A)	1/13/87	L, 83-91 (A)	2/27/21	L, 77-79 (H)	11/29/83	W, 76-62			2/26/22	L, 63-73		
2/28/78	L, 63-66 (H)	12/9/00	W, 80-74 (H)	12/1/21	W, 71-66 (H)	2/18/86	W, 79-65			12/7/22	W, 69-64		
2/27/79	W, 86-84 (H)	11/28/07	W, 78-76 (A)	2/26/22	L, 73-63 (A)	3/1/86	W, 85-71	1/30/74	W, 78-74	Neutral: 1-1 (.500)			
12/1/79	L, 67-72 (H)	12/8/08	W, 79-77 (H)	12/7/22	W, 69-64 (A)	12/9/00	W, 80-74	12/23/77	L, 70-83				
12/23/78	L, 86-90 (A)	11/24/09	L, 46-68 (A)	1/28/23	W, 93-81 (A)	12/8/08	W, 79-77	12/23/78	L, 86-90				
2/26/80	L, 67-84 (A)	11/16/10	W, 95-68 (H)			11/16/10	W, 95-68	2/26/80	L, 67-84	11/22/75	L, 80-95		
11/27/80	W, 68-63 (H)	11/20/12	L, 79-89 (H)	Home: 15-4 (.789)		11/20/12	L, 79-89	12/13/80	L, 69-73	(Emporia, Kan.)			
12/13/80	L, 69-73 (A)	11/13/13	L, 76-80 (A)	11/17/75	W, 88-76	11/17/16	W, 82-66	11/20/14	W, 74-73	11/21/17	W, 88-69		
		12/2/77	L, 98-89 (A)	1/16/75	W, 88-76	11/17/16	W, 84-76	1/13/87	L, 83-91	(Kansas City, Mo.)			
				2/22/77	W, 74-69	1/9/20	W, 65-62	11/27/07	W, 78-76				

Pitt State vs. Northeastern State... 55-26 (.679) overall, 36-10 home, 18-16 away, 1-0 neutral

Overall: 55-26 (.679)													
12/21/27	W, 50-17 (H)	11/27/54	W, 76-62 (H)	12/6/82	W, 39-37 (H)	1/28/21	W, 68-62 (A)	12/6/55	W, 93-71	Away: 18-16 (.529)		1/18/12	L, 60-71
12/22/27	W, 50-25 (H)	11/21/55	W, 79-56 (A)	11/17/84	L, 61-67 (A)	12/11/21	L, 42-59 (A)	12/7/56	L, 62-77	12/17/30	W, 53-30	1/23/13	L, 62-64
12/19/28	W, 52-21 (H)	12/6/55	W, 93-71 (H)	11/22/88	L, 74-75 (A)	1/27/22	L, 54-60 (H)	12/6/57	W, 80-66	1/9/34	W, 37-16	2/19/14	L, 60-61
12/20/28	W, 59-15 (H)	12/7/56	L, 56-62 (A)	11/29/97	W, 71-59 (N)	1/21/23	L, 67-80 (A)	12/12/58	W, 79-55	1/3/47	W, 46-41	1/28/15	W, 76-66
12/17/30	W, 53-30 (A)	12/7/56	L, 62-77 (H)	11/24/98	L, 63-75 (A)			11/29/60	W, 69-66	1/27/18	W, 96-82		
1/3/31	W, 59-22 (H)	12/6/57	W, 80-66 (H)	12/13/99	W, 71-61 (H)	Home: 36-10 (.782)		11/28/61	L, 53-61	12/17/47	W, 46-41	1/19/18	L, 64-83
12/1/32	W, 41-19 (H)	12/12/57	W, 71-68 (A)	12/5/00	W, 64-62 (A)	12/21/27	W, 50-17	11/27/62	W, 78-72	12/17/48	W, 47-40	1/28/21	W, 68-62
12/17/32	W, 49-18 (H)	12/12/58	W, 79-55 (H)	11/21/01	L, 60-65 (H)	12/22/27	W, 50-25	11/21/63	L, 86-87	12/17/48	L, 45-46	12/11/21	L, 42-59
12/19/33	W, 47-25 (H)	12/18/58	W, 79-49 (A)	12/8/08	W, 79-77 (A)	12/20/28	W, 52-21	12/6/67	L, 70-71	11/21/55	W, 79-56	1/21/23	L, 67-80
1/9/34	W, 37-16 (A)	12/17/59	W, 55-54 (A)	1/18/12	L, 60-71 (A)	12/19/28	W, 59-15	12/12/61	L, 65-69	11/29/56	L, 56-62	Neutral: 1-0 (.000)	
12/19/34	L, 31-32 (H)	11/29/60	W, 69-66 (H)	2/25/12	W, 78-54 (H)	12/20/28	W, 59-22	12/19/68	W, 79-70	12/12/57	W, 71-68		
12/9/37	W, 45-33 (H)	12/15/60	L, 58-66 (A)	1/23/13	L, 62-64 (A)	1/3/31	W, 49-18	12/12/81	L, 69-71	12/18/58	W, 79-49		
12/3/41	W, 47-20 (H)	11/28/61	L, 53-61 (H)	2/16/13	W, 88-59 (H)	1/2/32	W, 41-19	12/6/82	W, 39-37	12/17/59	W, 55-54	11/29/97	W, 71-59
12/9/46	W, 62-31 (H)	12/14/61	W, 57-55 (A)	1/29/14	W, 73-63 (H)	12/17/32	W, 47-25	12/13/99	W, 71-61	12/15/60	L, 58-66	(Joplin, Mo.)	
1/3/47	W, 51-25 (A)	11/27/62	W, 78-72 (H)	2/19/14	L, 60-61 (A)	12/19/33	L, 31-32	12/12/01	L, 60-65	12/14/61	W, 57-55		
12/9/47	W, 43-34 (H)	12/13/62	W, 82-79 (A)	1/28/15	W, 76-66 (A)	12/19/34	L, 31-32	2/25/12	W, 78-54	12/13/62	W, 82-79		
12/17/47	W, 46-41 (A)	11/21/63	L, 86-87 (H)	2/18/15	W, 87-73 (H)	12/9/37	W, 45-33	2/16/13	W, 88-59	12/3/63	W, 79-71		
12/11/48	W, 47-27 (H)	12/3/63	W, 79-71 (A)	3/2/15	W, 69-54 (H)	12/3/41	W, 47-20	1/29/14	W, 73-63	12/1/64	W, 57-56		
12/17/48	W, 47-40 (A)	12/1/64	W, 57-56 (A)	12/2/15	W, 106-99 (H)	12/9/46	W, 62-31	2/18/15	W, 87-73	12/9/69	L, 66-88		
12/3/49	W, 65-45 (H)	1/18/65	L, 70-71 (H)	1/28/17	W, 80-59 (H)	12/9/47	W, 43-34	3/2/15	W, 69-54	12/8/70	L, 76-85		
12/1/50	W, 36-35 (H)	12/6/67	L, 65-69 (H)	1/27/18	W, 96-82 (A)	12/11/48	W, 47-27	12/2/15	W, 106-99	1/13/82	L, 47-48		
11/28/51	L, 48-49 (H)	12/19/68	W, 79-70 (H)	12/8/18	W, 77-76 (H)	12/3/49	W, 65-45	1/28/17	W, 80-59	11/22/82	L, 50-55		
12/11/51	L, 45-46 (A)	12/9/69	L, 66-88 (A)	1/19/19	L, 64-83 (A)	12/1/50	W, 36-35	12/5/18	W, 86-78	11/17/84	L, 61-67		
11/26/52	W, 71-65 (H)	12/8/70	L, 76-85 (A)	12/5/18	W, 86-78 (H)	11/28/51	L, 48-49	2/1/20	W, 64-59	11/22/88	L, 74-75		
11/30/53	W, 88-75 (H)	12/12/81	L, 69-71 (H)	1/19/19	L, 64-83 (A)	11/26/52	W, 71-65	12/5/20	W, 81-71	11/24/98	L, 63-75		
		1/13/82	L, 50-55 (A)	2/1/20	W, 64-59 (H)	11/30/53	W, 88-75	1/27/22	L, 54-60	12/5/00	W, 64-62		
		11/22/82	L, 47-48 (A)	12/5/20	W, 81-71 (H)	11/27/54	W, 76-62			12/8/08	W, 79-77		



PSU VS. MIAA OPPONENTS

Pitt State vs. Northwest Missouri... 68-71 (.489) overall, 43-20 home, 19-46 away, 6-5 neutral

Overall: 68-71 (.489)		12/17/62	L, 63-78 (A)	2/1/03	L, 64-92 (A)	2/14/33	W, 29-27	12/8/10	W, 75-66	2/16/94	W, 68-62	3/3/12	W, 56-53
2/25/26	W, 59-20 (H)	2/11/63	W, 63-53 (H)	3/7/03	L, 73-95 (N)	2/24/34	W, 35-20	2/4/12	L, 74-78	3/1/94	L, 62-74	(Kansas City, Mo.)	L, 62-74
12/31/30	W, 40-33 (A)	12/9/63	W, 93-70 (H)	1/17/04	L, 70-72 (H)	1/21/35	W, 21-19	5/15/13	L, 51-62	1/11/95	L, 56-82	3/7/15	W, 65-58
2/2/31	W, 42-40 (H)	1/18/64	L, 78-88 (A)	2/14/04	L, 64-82 (A)	*35-36	W, 39-27	12/6/14	W, 69-67	2/17/96	W, 86-82	(Kansas City, Mo.)	L, 73-79
1/7/32	L, 18-20 (H)	12/14/64	W, 83-69 (H)	1/15/05	W, 72-58 (A)	1/4/37	W, 34-28	1/30/16	L, 74-81	2/27/96	W, 101-98	3/2/18	(Kansas City, Mo)
2/9/32	L, 9-26 (A)	2/1/65	W, 78-77 (A)	2/12/05	W, 81-69 (H)	1/7/38	L, 20-27	2/16/17	L, 64-90	12/7/96	W, 70-66		
1/19/33	W, 22-19 (A)	12/1/65	L, 79-82 (A)	1/21/06	L, 42-90 (A)	1/2/39	L, 35-36	1/6/18	L, 58-84	2/11/98	L, 70-76		
2/14/33	W, 22-19 (A)	12/16/65	W, 83-79 (H)	2/4/06	W, 64-42 (H)	1/13/51	W, 63-49	2/15/20	L, 60-95	2/26/98	L, 70-79		
1/20/34	L, 13-20 (A)	12/12/66	W, 65-59 (A)	1/31/07	W, 70-60 (H)	1/2/52	W, 79-61	1/2/21	L, 69-84	2/5/00	L, 72-81		
2/24/34	W, 35-20 (H)	12/4/67	W, 70-60 (H)	2/10/07	L, 48-65 (A)	1/26/53	W, 71-61	2/10/22	L, 68-80	1/6/01	L, 54-72		
1/4/35	W, 26-23 (A)	1/3/68	L, 58-56 (H)	3/10/07	L, 64-69 (A)	1/6/54	W, 80-73	12/3/22	L, 62-73	2/28/01	L, 64-79		
1/21/35	W, 21-19 (H)	12/4/68	W, 86-78 (H)	1/19/08	L, 53-74 (N)	1/3/56	W, 98-83			1/5/02	L, 56-72		
*35-36	W, 39-27 (H)	12/6/69	L, 62-64 (A)	2/16/08	L, 46-62 (H)	12/4/56	W, 77-64			2/1/03	L, 64-92		
*35-36	L, 22-32 (A)	1/4/71	W, 67-62 (H)	3/7/08	L, 71-42 (N)	2/15/58	W, 98-77			2/14/04	L, 64-82		
12/18/36	L, 28-30 (A)	12/1/71	W, 71-61 (A)	12/31/08	W, 63-61 (H)	2/16/59	L, 94-56	12/31/30	W, 40-33	1/15/05	W, 72-58		
1/4/37	W, 34-28 (H)	12/4/72	L, 77-89 (H)	2/7/09	L, 72-75 (A)	12/1/59	L, 48-53	2/9/32	L, 9-26	2/12/06	L, 42-90		
12/20/37	L, 28-36 (A)	12/15/73	L, 77-89 (A)	12/30/09	L, 72-75 (A)	2/15/60	W, 79-64	1/19/33	W, 22-19	1/31/07	L, 64-69		
1/7/38	L, 20-27 (H)	1/3/75	W, 81-78 (N)	2/6/10	W, 77-68 (H)	2/14/61	W, 67-57	1/20/34	L, 13-20	2/16/08	L, 46-67		
1/2/39	L, 35-36 (H)	11/27/87	W, 83-88 (H)	12/8/10	W, 75-66 (H)	12/2/61	W, 56-40	1/4/35	W, 26-23	2/7/09	L, 72-75		
1/16/39	L, 15-22 (A)	2/24/88	L, 73-92 (A)	2/5/11	L, 64-65 (A)	2/11/63	W, 63-53	12/18/36	L, 28-30	2/5/11	L, 64-65		
12/29/42	L, 28-38 (N)	11/30/88	L, 58-82 (H)	12/7/11	L, 70-73 (A)	12/9/63	W, 93-70	12/20/37	L, 28-36	12/7/11	L, 70-73		
12/10/49	W, 41-36 (N)	12/17/88	L, 57-70 (A)	2/4/12	L, 74-78 (H)	12/14/64	W, 83-69	1/16/39	L, 15-22	12/5/13	L, 59-75		
12/17/49	W, 49-41 (A)	1/13/90	L, 61-64 (A)	3/3/12	W, 56-53 (N)	12/16/65	W, 83-79	12/17/49	W, 49-41	12/13/15	L, 48-73		
12/7/50	W, 54-51 (A)	1/12/91	W, 93-89 (H)	1/5/13	L, 51-62 (H)	12/12/66	W, 70-60	12/7/50	W, 54-51	1/7/17	L, 50-77		
1/13/51	W, 63-49 (H)	1/11/92	W, 68-61 (A)	12/5/13	L, 59-75 (A)	1/3/68	W, 58-56	1/15/52	L, 54-64	2/15/18	L, 64-78		
1/2/52	W, 79-61 (H)	1/10/93	W, 92-82 (H)	12/6/14	W, 69-67 (H)	12/4/68	W, 86-78	12/5/52	W, 69-59	1/31/19	L, 83-111		
1/15/52	L, 54-64 (A)	1/12/94	L, 57-58 (H)	3/7/15	W, 65-58 (N)	1/4/71	W, 67-62	12/11/53	W, 72-64	2/22/20	L, 64-73		
12/5/52	W, 69-59 (A)	2/16/94	W, 68-62 (A)	12/13/15	L, 48-73 (A)	12/4/72	L, 77-89	12/11/54	W, 61-56	2/11/21	L, 75-87		
1/26/53	W, 71-61 (H)	3/1/94	L, 62-74 (A)	1/30/16	L, 74-81 (H)	11/27/87	L, 83-88	12/10/55	W, 81-70	1/3/22	L, 64-74		
12/11/53	W, 72-64 (A)	1/11/95	L, 56-82 (A)	1/7/17	L, 50-77 (A)	11/30/88	L, 58-82	12/14/56	L, 82-90				
1/6/54	W, 80-73 (H)	2/15/95	W, 89-84 (H)	2/16/17	L, 64-90 (H)	1/12/91	W, 93-89	1/27/58	W, 70-61				
12/1/54	W, 98-83 (H)	1/13/96	W, 69-65 (H)	1/6/18	L, 58-84 (H)	1/10/93	W, 92-82	12/8/58	L, 42-60				
12/11/54	W, 61-56 (A)	2/17/96	W, 86-82 (A)	2/15/18	L, 64-78 (A)	1/12/94	L, 57-58	1/5/60	L, 55-67	12/29/42	L, 28-38		
12/10/55	W, 81-70 (A)	2/27/96	W, 101-98 (A)	3/2/18	L, 73-79 (N)	2/15/95	W, 89-84	12/3/60	L, 44-83	(Oklahoma City)			
1/3/56	W, 77-64 (H)	12/7/96	W, 70-66 (A)	1/31/19	L, 83-111 (A)	1/13/96	W, 69-65	12/20/61	L, 67-88	12/10/49	W, 41-36		
12/4/56	W, 98-77 (H)	2/12/97	W, 63-62 (H)	2/15/20	L, 60-95 (H)	2/12/97	W, 63-62	12/17/62	L, 63-78	(Kansas City, Mo.)			
12/14/56	L, 82-90 (A)	2/11/98	L, 70-76 (A)	2/22/20	L, 64-73 (A)	2/10/99	W, 82-56	1/18/64	L, 78-88	1/3/75	W, 81-78		
1/27/58	W, 70-61 (A)	2/26/98	L, 70-79 (A)	1/2/21	L, 69-84 (H)	1/8/00	W, 81-77	2/1/65	W, 78-77	(Springfield, Mo.)			
2/15/58	W, 94-56 (H)	3/5/98	W, 85-70 (N)	2/11/21	L, 75-87 (A)	2/3/01	W, 80-71	12/1/65	L, 79-82	3/5/98	W, 85-70		
12/8/58	L, 42-60 (A)	2/10/99	W, 82-56 (H)	1/3/22	L, 64-74 (A)	2/2/02	L, 81-90	12/6/66	W, 65-59	(Canyon, Texas)			
2/16/59	L, 48-53 (H)	1/8/00	W, 81-77 (H)	2/10/22	L, 68-80 (H)	1/4/03	W, 81-67	12/4/67	L, 48-65	3/7/03	L, 73-95		
12/1/59	W, 79-64 (H)	2/5/00	L, 72-81 (A)	12/3/22	L, 62-73 (H)	1/17/04	L, 70-72	12/6/69	W, 62-64	(Kansas City, Mo.)			
1/5/60	L, 55-67 (A)	1/6/01	L, 54-72 (A)			2/12/05	W, 81-69	12/1/71	W, 71-61	3/3/07	W, 76-70		
2/15/60	W, 67-57 (H)	2/3/01	W, 80-71 (H)			2/4/06	W, 64-42	12/15/73	L, 77-89	(Kansas City, Mo.)			
12/3/60	L, 44-83 (A)	2/28/01	L, 64-79 (A)			2/10/07	W, 74-56	2/24/88	L, 73-92	3/10/07	L, 53-74		
2/14/61	W, 67-65 (H)	1/5/02	L, 56-72 (A)	2/25/26	W, 59-20	1/19/08	L, 46-62	12/17/88	L, 57-70	(Warrensburg, Mo.)			
12/2/61	W, 56-40 (H)	2/2/02	L, 81-90 (H)	2/2/31	W, 42-40	12/31/08	W, 63-61	1/13/90	L, 61-64	3/7/08	L, 42-71		
12/20/61	L, 67-88 (A)	1/4/03	W, 81-67 (H)	1/7/32	L, 18-20	2/6/10	W, 77-68	1/11/92	W, 68-61	(Kansas City, Mo.)			

Pitt State vs. Rogers State... 2-5 (.286) overall, 1-2 home, 1-2 away, 0-1 neutral

Overall: 2-5 (.286)		Neutral: 0-1 (.000)	
1/29/20	L, 72-80 (H)	3/5/20	L, 69-71
3/5/20	L, 69-71 (N)		(Kansas City, Mo.)
12/3/20	L, 80-87 (H)		
1/30/21	W, 86-75 (A)		
12/8/21	L, 70-82 (A)		
1/29/22	W, 88-79 (H)		
1/19/23	L, 70-82 (A)		
Home: 1-2 (.333)			
1/29/20	L, 72-80		
12/3/20	L, 80-87		
1/29/22	W, 88-79		
Away: 1-2 (.333)			
1/30/21	W, 86-75		
12/8/21	L, 70-82		
1/19/23	L, 70-82		



PSU VS. MIAA OPPONENTS

Pitt State vs. Washburn... 81-108 (.429) overall, 56-32 home, 22-71 away, 3-5 neutral

Overall: 81-108 (.429)			Home: 56-32 (.636)			Away: 22-71 (.237)			Neutral: 3-5 (.375)		
2/19/20	L, 21-48 (A)	2/16/62	W, 69-58 (H)	2/1/97	L, 76-82 (A)	2/16/46	W, 43-41	1/15/22	L, 79-80	1/15/94	L, 55-86
2/20/20	L, 31-37 (A)	2/2/63	L, 53-65 (H)	2/28/97	L, 63-77 (A)	1/25/47	W, 46-45	1/14/23	L, 63-93	2/18/95	L, 69-109
3/1/21	L, 27-31 (A)	2/23/63	W, 74-58 (A)	1/7/98	L, 63-72 (A)	2/5/48	W, 45-39			1/27/96	L, 66-88
3/7/21	W, 24-19 (H)	2/1/64	L, 59-66 (A)	1/31/98	L, 59-66 (A)	2/5/49	W, 59-46			2/1/97	L, 76-82
3/8/21	W, 27-17 (H)	2/25/64	W, 102-62 (H)	1/6/99	W, 102-62 (H)	2/4/50	W, 52-44			2/28/97	L, 63-77
2/14/22	L, 17-38 (A)	1/9/65	W, 100-85 (H)	1/30/99	W, 76-70 (A)	2/10/51	W, 75-64	2/19/20	L, 21-48	1/7/98	L, 63-72
1/27/23	W, 23-21 (A)	2/6/65	L, 81-82 (A)	1/15/00	L, 73-91 (A)	1/5/52	L, 62-69	2/20/20	L, 31-37	1/30/99	W, 76-70
3/17/26	W, 29-21 (N)	12/27/65	L, 52-64 (A)	2/12/00	L, 68-82 (H)	2/7/53	W, 70-69	3/1/21	L, 27-31	1/15/00	L, 73-91
1/12/28	W, 48-18 (H)	1/8/66	W, 81-65 (H)	1/13/01	W, 77-64 (H)	1/8/54	W, 76-70	2/14/22	L, 17-38	2/10/01	L, 85-88
2/17/28	W, 43-26 (A)	1/29/66	W, 96-78 (N)	2/10/01	L, 85-88 (A)	2/5/55	W, 88-62	1/27/23	W, 23-21	1/26/02	L, 75-89
1/22/29	L, 28-34 (A)	1/6/67	W, 71-64 (H)	1/26/02	L, 75-89 (A)	1/14/56	W, 78-68	2/17/28	W, 43-26	2/26/02	L, 73-80
2/19/29	L, 19-28 (H)	2/4/67	W, 94-93 (A)	2/23/02	W, 90-69 (H)	1/25/57	W, 86-65	1/22/29	L, 28-34	2/22/03	L, 77-79
1/14/30	W, 46-28 (H)	2/3/68	L, 72-81 (A)	2/26/02	L, 73-80 (A)	1/18/58	W, 77-65	2/4/30	W, 50-21	2/4/04	L, 71-84
2/4/30	W, 50-21 (A)	2/10/68	L, 52-66 (H)	1/25/03	L, 72-73 (H)	1/17/59	W, 59-54	1/20/31	W, 34-22	1/26/05	L, 61-76
1/20/31	W, 34-22 (A)	1/11/69	L, 65-93 (A)	2/22/03	L, 77-79 (A)	1/9/60	W, 54-50	2/25/32	W, 36-24	1/18/06	L, 58-71
2/19/31	W, 30-16 (H)	2/8/69	L, 62-69 (H)	1/28/04	W, 77-72 (H)	1/21/61	W, 69-58	2/9/33	L, 34-36	1/20/07	W, 84-79
1/23/32	W, 47-27 (H)	1/5/70	L, 74-81 (A)	2/4/04	L, 71-84 (A)	1/6/62	L, 53-65	2/6/34	W, 23-20	2/9/08	L, 56-67
2/25/32	W, 36-24 (A)	2/7/70	W, 72-62 (H)	3/6/04	L, 75-88 (N)	2/23/63	W, 102-62	2/15/35	L, 19-35	1/14/09	L, 73-85
2/9/33	L, 34-36 (A)	1/26/71	L, 75-82 (A)	1/26/05	L, 61-76 (A)	2/1/64	W, 100-85	12/8/41	W, 39-27	2/20/10	L, 61-77
2/28/33	W, 43-36 (H)	2/13/71	L, 83-87 (H)	2/2/05	W, 83-81 (H)	2/6/65	W, 81-65	2/13/43	W, 35-25	1/12/11	L, 66-82
2/6/34	W, 23-20 (A)	1/25/72	W, 80-66 (H)	1/18/06	L, 58-71 (A)	1/8/66	W, 71-64	1/14/44	L, 25-28	1/28/12	L, 63-81
2/27/34	L, 22-27 (H)	2/12/72	L, 67-72 (A)	2/8/06	W, 67-60 (H)	2/4/67	L, 52-66	1/31/45	L, 36-56	2/2/13	L, 51-67
12/15/34	W, 30-17 (H)	1/13/73	W, 84-66 (A)	1/20/07	W, 84-79 (A)	2/10/68	L, 62-69	1/15/46	L, 36-42	1/18/14	L, 80-83
2/15/35	L, 19-35 (A)	2/10/73	W, 78-63 (H)	2/3/07	W, 72-61 (H)	2/8/69	W, 72-62	1/14/47	L, 42-43	2/28/15	L, 48-63
12/12/36	W, 45-21 (H)	1/12/74	W, 78-68 (H)	1/26/08	W, 82-69 (H)	2/7/70	L, 83-87	1/9/48	L, 44-48	2/3/16	W, 82-71
1/9/37	W, 32-28 (H)	2/9/74	L, 59-63 (A)	2/9/08	L, 56-67 (A)	1/26/71	W, 80-66	1/15/49	L, 48-60	1/21/17	L, 64-82
12/8/41	W, 39-27 (A)	1/18/75	L, 71-82 (A)	1/14/09	L, 73-85 (A)	2/12/72	W, 78-63	1/20/50	L, 36-52	2/8/20	L, 75-76
1/5/42	W, 35-25 (H)	2/17/75	L, 70-82 (H)	2/21/09	L, 69-80 (H)	1/13/73	W, 78-68	1/6/51	L, 42-56	1/16/21	L, 62-84
2/6/43	W, 72-31 (H)	1/17/76	W, 87-79 (H)	1/13/10	W, 62-54 (H)	2/9/74	L, 70-82	2/22/52	L, 65-67		
2/13/43	W, 35-25 (A)	2/14/76	W, 70-64 (A)	2/20/10	W, 77-61 (H)	1/18/75	W, 87-79	1/6/53	L, 61-64		
1/14/44	L, 25-28 (A)	1/22/77	W, 84-64 (A)	1/12/11	L, 66-82 (A)	2/14/76	L, 72-78	2/23/54	L, 65-83		
1/29/44	W, 46-33 (H)	2/4/77	L, 72-78 (H)	2/19/11	L, 68-72 (H)	1/22/77	W, 57-56	1/21/55	W, 78-74	3/17/26	W, 29-21
1/6/45	W, 58-55 (H)	1/28/78	W, 57-56 (H)	1/11/12	W, 79-70 (H)	2/10/78	L, 59-64	2/10/56	L, 65-83	(Kansas City, Mo.)	
1/31/45	L, 36-56 (A)	2/10/78	W, 51-49 (A)	2/18/12	L, 63-81 (A)	1/19/79	W, 63-59	1/15/57	L, 67-91	12/29/50	W, 54-52
1/15/46	L, 36-42 (A)	1/19/79	L, 55-75 (A)	3/4/12	L, 63-67 (N)	1/25/80	L, 55-88	2/4/58	L, 56-72	(Enid, Okla.)	
2/16/46	W, 43-41 (H)	2/3/79	L, 59-64 (H)	2/2/13	L, 51-67 (A)	2/13/81	L, 48-68	2/18/59	W, 62-60	1/2/53	L, 59-80
1/14/47	L, 42-43 (A)	1/25/80	W, 63-59 (H)	1/18/14	L, 80-83 (A)	2/13/82	W, 74-63	1/22/60	W, 62-54	(Hutchinson, Kan.)	
1/25/47	W, 46-45 (H)	2/23/80	L, 69-71 (A)	3/11/14	L, 90-92 (H)	2/11/83	L, 46-51	1/13/61	L, 58-75	12/19/53	L, 71-91
1/9/48	L, 44-48 (A)	1/17/81	L, 55-88 (H)	1/17/15	W, 82-40 (H)	1/28/84	L, 46-59	2/16/62	W, 74-58	(Hutchinson, Kan.)	
2/5/48	W, 45-39 (H)	2/13/81	L, 69-92 (A)	2/28/15	L, 48-63 (A)	1/25/85	L, 67-77	2/2/63	L, 59-66	12/27/65	W, 96-78
1/15/49	L, 48-60 (A)	1/29/82	L, 47-62 (A)	12/16/15	L, 63-76 (H)	1/18/86	L, 57-59	2/25/64	L, 81-82	(Emporia, Kan.)	
2/5/49	W, 59-46 (H)	2/13/82	L, 48-68 (H)	2/3/16	W, 82-71 (A)	1/31/87	L, 70-87	1/9/65	L, 52-64	3/6/04	L, 75-88
1/20/50	L, 36-52 (A)	1/15/83	W, 63-61 (A)	1/21/17	L, 64-82 (A)	2/13/88	L, 60-78	1/29/66	W, 94-93	(Kansas City, Mo.)	
2/4/50	W, 52-44 (H)	2/11/83	W, 74-63 (H)	1/20/18	W, 76-74 (H)	1/27/89	W, 62-61	1/6/67	L, 72-81	3/4/12	L, 63-67
12/29/50	W, 54-52 (N)	1/28/84	L, 64-72 (A)	1/26/19	L, 82-92 (H)	2/20/90	W, 76-75	2/3/68	L, 65-93	(Kansas City, Mo.)	
1/6/51	L, 42-56 (A)	2/17/84	L, 46-51 (H)	3/9/19	L, 94-99 (N)	1/18/92	W, 72-71	1/11/69	L, 74-81	3/9/19	L, 94-99
2/10/51	W, 75-64 (H)	1/25/85	L, 46-59 (H)	12/15/19	L, 59-66 (H)	2/19/94	L, 74-83	1/5/70	L, 75-82	(Kansas City, Mo.)	
1/5/52	L, 62-69 (H)	2/9/85	L, 63-82 (A)	2/8/20	L, 75-76 (A)	1/14/95	L, 82-85	2/13/71	L, 67-72		
2/22/52	L, 65-67 (A)	1/18/86	L, 67-77 (H)	1/16/21	L, 62-84 (A)	1/8/97	L, 89-93	1/25/72	W, 84-66		
1/2/53	L, 59-80 (N)	2/14/86	L, 55-79 (A)	1/15/22	L, 79-80 (A)	1/31/98	W, 75-72	2/10/73	L, 59-63		
1/6/53	L, 61-64 (A)	1/31/87	L, 57-59 (H)	1/14/23	L, 63-93 (H)	1/6/99	W, 77-63	1/12/74	L, 71-82		
2/7/53	W, 70-69 (H)	2/20/87	L, 89-92 (A)			2/12/00	L, 68-82	2/17/75	W, 70-64		
12/19/53	L, 71-91 (N)	1/15/88	L, 70-87 (H)			1/13/01	W, 77-64	1/17/76	W, 84-64		
1/8/54	W, 76-70 (H)	2/13/88	L, 82-90 (A)			2/23/02	W, 90-69	2/4/77	W, 51-49		
2/23/54	L, 65-83 (A)	3/4/88	L, 82-90 (A)	3/7/21	W, 24-19	1/25/03	L, 72-73	1/28/78	L, 55-75		
1/21/55	W, 78-74 (A)	1/27/89	L, 60-78 (H)	3/8/21	W, 27-17	1/28/04	W, 77-72	2/3/79	L, 69-71		
2/5/55	W, 88-62 (H)	2/11/89	L, 60-78 (H)	1/12/28	W, 48-18	2/2/05	W, 83-81	2/23/80	L, 69-92		
1/14/56	W, 78-68 (H)	1/20/90	W, 62-61 (H)	2/19/29	L, 19-28	2/8/06	W, 67-60	1/17/81	L, 47-62		
2/10/56	W, 91-74 (A)	1/19/91	L, 67-76 (A)	1/14/30	W, 46-28	2/3/07	W, 72-61	1/29/82	W, 63-61		
1/15/57	L, 67-91 (A)	1/18/92	W, 76-75 (H)	2/19/31	W, 30-16	1/26/08	W, 82-69	1/15/83	L, 64-72		
1/25/57	W, 86-65 (H)	3/5/92	L, 59-79 (A)	1/23/32	W, 47-27	2/21/09	L, 69-80	2/17/84	L, 63-82		
1/18/58	W, 77-65 (H)	1/16/93	W, 72-71 (H)	2/28/33	W, 43-36	1/13/10	L, 54-62	2/9/85	L, 55-79		
2/4/58	L, 56-72 (A)	1/15/94	L, 54-67 (A)	2/27/34	L, 22-27	2/19/11	L, 68-72	2/14/86	L, 89-92		
1/17/59	W, 59-54 (H)	2/19/94	L, 69-70 (A)	12/15/34	W, 30-17	1/11/12	W, 79-70	2/20/87	L, 82-90		
2/18/59	W, 62-60 (A)	1/14/95	L, 55-86 (A)	12/12/36	L, 45-21	3/1/14	L, 90-92	1/15/88	L, 67-82		
1/9/60	W, 54-50 (H)	2/18/95	L, 74-83 (H)	1/9/37	W, 32-28	1/17/15	W, 82-40	3/4/88	L, 61-80		
1/22/60	W, 62-54 (A)	1/27/96	L, 82-85 (H)	1/5/42	W, 35-25	12/16/15	L, 63-76	2/11/89	L, 67-76		
1/13/61	L, 58-75 (A)	1/8/97	L, 69-109 (A)	2/6/43	W, 72-31	1/20/18	W, 76-74	1/19/91	L, 59-79		
			L, 66-88 (A)	1/29/44	W, 46-33	1/26/19	L, 82-92	3/5/92	L, 54-67		
			L, 89-93 (H)	1/6/45	W, 58-55	12/5/19	L, 59-66	1/16/93	L, 69-70		

ALL-TIME COACHES RECORDS

Year	Coach	W- L	Pct.
2023	Jeff Boschee	8-20	.286
2022	Kim Anderson	8-20	.286
2021	Kim Anderson	10-12	.455
2020	Kim Anderson	12-18	.400
2019	Kim Anderson	17-13	.567
2018	Kim Anderson	17-13	.567
2017	Kevin Muff	5-22	.185
2016	Kevin Muff	16-13	.552
2015	Kevin Muff	20-12	.625
2014	Kevin Muff	8-18	.308
2013	Kevin Muff	18-10	.643
2012	Kevin Muff	17-14	.548
2011	Kevin Muff	13-13	.500
2010	Gene Iba	9-18	.333
2009	Gene Iba	10-17	.370
2008	Gene Iba	18-10	.643
2007	Gene Iba	18-13	.581
2006	Gene Iba	9-19	.321
2005	Gene Iba	23- 7	.766
2004	Gene Iba	18-11	.621
2003	Gene Iba	16-12	.571
2002	Gene Iba	17-10	.630
2001	Gene Iba	21- 9	.700
2000	Gene Iba	16-13	.551
1999	Gene Iba	24- 5	.828
1998	Gene Iba	24- 6	.800
1997	Gene Iba	24- 8	.750
1996	Gene Iba	14-14	.500
1995	Dennis Hill	13-13	.500
1994	Dennis Hill	10-17	.370
1993	Dennis Hill	13-13	.500
1992	Dennis Hill	21- 8	.724
1991	Dennis Hill	10-16	.385
1990	Dennis Hill	12-15	.444
1989	Ken Ash	9-19	.357
1988	Ken Ash	14-15	.482
1987	Ken Ash	8-20	.286
1986	Ken Ash	17-12	.586
1985	Jerry Reynolds	16-15	.516
1984	John Hickman	9-17	.346
1983	John Hickman	7-23	.233
1982	John Hickman	15-15	.500
1981	John Hickman	4-24	.143
1980	Bob Johnson	5-22	.185
1979	Bob Johnson	13-16	.448
1978	Bob Johnson	7-20	.259

Year	Coach	W- L	Pct.
1977	Bob Johnson	15-12	.556
1976	Bob Johnson	9-16	.360
1975	Bob Johnson	17- 8	.680
1974	Bob Johnson	9-13	.409
1973	Bob Johnson	12-15	.444
1972	Bob Johnson	22- 8	.733
1971	Bob Johnson	12-11	.522
1970	Bob Johnson	10-13	.435
1969	Bob Johnson	13-12	.520
1968	Bob Johnson	7-19	.269
1967	Bob Johnson	6-18	.250
1966	Paul Lambert	18-10	.643
1965	Paul Lambert	15-10	.600
1964	Paul Lambert	11- 9	.550
1963	John Lance	13-10	.565
1962	John Lance	11-14	.440
1961	John Lance	11-15	.423
1960	John Lance	21- 5	.808
1959	John Lance	14-10	.583
1958	John Lance	13-13	.500
1957	John Lance	12-12	.500
1956	John Lance	27- 2	.931
1955	John Lance	18- 6	.750
1954	John Lance	14- 7	.667
1953	John Lance	12-11	.522
1952	John Lance	10-11	.476
1951	John Lance	17-10	.630
1950	John Lance	17-11	.607
1949	John Lance	13-10	.565
1948	John Lance	9-12	.429
1947	John Lance	12-11	.522
1946	John Lance	9- 7	.563
1945	John Lance	12- 6	.667
1944	John Lance	5-10	.333
1943	John Lance	11- 7	.611
1942	John Lance	23- 5	.821
1941	John Lance	18- 6	.750
1940	John Lance	16-11	.593
1939	John Lance	17- 8	.680
1938	John Lance	8-15	.318
1937	John Lance	17- 7	.708
1936	John Lance	12-13	.480
1935	Charles H. Morgan †	11- 7	.611
1934	John Lance	12- 8	.600
1933	John Lance	16- 3	.842
1932	John Lance	18- 4	.818

Year	Coach	W- L	Pct.
1931	John Lance	21- 0	1.000
1930	John Lance	20- 0	1.000
1929	John Lance	13-10	.565
1928	John Lance	16- 5	.762
1927	John Lance	16- 2	.889
1926	John Lance	19- 4	.826
1925	John Lance	14- 2	.875
1924	John Lance	10-10	.500
1923	John Lance	15- 9	.625
1922	Garfield Weede	9-12	.429
1921	Garfield Weede	20- 8	.714
1920	Garfield Weede	2-12	.167
1919	R.O. Courtright	9- 6	.600
1918	R.O. Courtright	3-14	.176
1917	R.O. Courtright	8-10	.444
1916	R.O. Courtright	1-10	.091
1915	No Basketball Team Fielded		
1914	John Fuhrer	4- 0	1.000
1913	John Fuhrer	4- 4	.500
1912	John Fuhrer	4- 6	.400
1911	John Fuhrer	5- 4	.556
1910	John Fuhrer	4- 6	.400
1909	Albert McLeland	4- 0	1.000

COACHES RECORDS			
	Yrs	W- L	Pct.
Jeff Boschee, 2023-	1	8- 20	.286
Kim Anderson, 2018-22	5	64- 76	.457
Kevin Muff, 2011-17	7	97- 102	.487
Gene Iba, 1996-2010	15	261- 172	.603
Dennis Hill, 1990-95	6	79- 82	.491
Ken Ash, 1986-89	4	48- 66	.421
Jerry Reynolds, 1985	1	16- 15	.516
John Hickman, 1981-84	4	35- 79	.307
Bob Johnson, 1967-80	14	157- 203	.436
Paul Lambert, 1964-66	3	44- 29	.603
Charles H. Morgan, 1935 †	1	11- 7	.611
John Lance, 1923-34, '36-63	40	582- 322	.644
Garfield Weede, 1920-22	3	31- 32	.492
R.O. Courtright, 1916-19	4	21- 40	.344
John Fuhrer, 1910-14	5	21- 20	.512
Albert McLeland, 1909	1	4- 0	1.000
TOTALS	114	1479-1265	.539

† served as interim coach



YEAR-BY-YEAR RECORDS

Year	Home	Away	Neutral	Overall
1908-09	2-0	2-0	—	4-0
1909-10	4-4	0-2	—	4-6
1910-11	5-1	0-3	—	5-4
1911-12	4-0	0-6	—	4-6
1912-13	4-2	0-2	—	4-4
1913-14	2-0	2-0	—	4-0
1914-15	No Team			
1915-16	1-1	0-9	—	1-10
1916-17	5-7	3-3	—	8-10
1917-18	2-6	1-8	—	3-14
1918-19	7-1	2-5	—	9-6
1919-20	1-3	1-9	—	2-12
1920-21	10-1	10-7	—	20-8
1921-22	3-5	6-7	—	9-12
1922-23	5-6	9-2	1-1	15-9
1923-24	5-3	5-7	—	10-10
1924-25	8-2	6-0	—	14-2
1925-26	11-0	6-3	2-1	19-4
1926-27	7-1	9-1	—	16-2
1927-28	9-1	4-3	3-1	16-5
1928-29	8-4	4-5	1-1	13-10
1929-30	12-0	8-0	—	20-0
1930-31	10-0	11-0	—	21-0
1931-32	11-1	7-3	—	18-4
1932-33	11-0	5-3	—	16-3
1933-34	7-5	5-3	—	12-8
1934-35	5-4	6-3	—	11-7
1935-36	10-2	2-11	—	12-13
1936-37	15-0	2-6	0-1	17-7
1937-38	7-6	1-9	—	8-15
1938-39	6-3	7-4	4-1	17-8
1939-40	5-4	6-5	5-2	16-11
1940-41	8-2	6-3	4-1	18-6
1941-42	8-1	8-2	7-2	23-5
1942-43	6-2	4-4	1-1	11-7
1943-44	4-2	1-7	0-1	5-10
1944-45	8-2	4-4	—	12-6
1945-46	6-2	3-5	—	9-7
1946-47	7-6	5-5	—	12-11
1947-48	4-5	5-7	—	9-12
1948-49	8-4	5-6	—	13-10
1949-50	6-4	5-7	6-0	17-11
1950-51	10-3	6-6	1-1	17-10
1951-52	9-3	1-8	—	10-11
1952-53	8-2	3-7	1-2	12-11
1953-54	9-1	4-4	1-2	14-7
1954-55	13-0	5-5	0-1	18-6
1955-56	9-0	12-1	6-1	27-2
1956-57	7-5	3-7	2-0	12-12
1957-58	8-3	5-5	0-5	13-13
1958-59	9-2	4-8	1-0	14-10
1959-60	14-0	7-4	0-1	21-5
1960-61	8-4	1-10	2-1	11-15
1961-62	6-6	4-7	1-1	11-14
1962-63	9-3	3-6	1-1	13-10
1963-64	6-2	4-6	1-1	11-9
1964-65	9-1	4-6	2-3	15-10
1965-66	9-2	6-6	3-2	18-10
1966-67	4-4	1-13	1-1	6-18
1967-68	6-7	1-11	0-1	7-19
1968-69	8-3	4-9	1-0	13-12

Year	Home	Away	Neutral	Overall
1969-70	6-5	3-8	1-0	10-13
1970-71	8-2	4-9	—	12-11
1971-72	13-1	7-6	2-1	22-8
1972-73	8-6	4-9	—	12-15
1973-74	8-3	1-10	—	9-13
1974-75	9-2	7-4	1-2	17-8
1975-76	5-7	3-8	1-1	9-16
1976-77	10-2	3-9	2-1	15-12
1977-78	4-8	2-11	1-1	7-20
1978-79	10-3	1-13	2-0	13-16
1979-80	3-8	1-12	1-2	5-22
1980-81	4-7	0-14	0-3	4-24
1981-82	11-3	4-11	0-1	15-15
1982-83	5-9	2-14	—	7-23
1983-84	6-5	3-10	0-2	9-17
1984-85	8-4	5-9	3-2	16-15
1985-86	12-3	5-7	0-2	17-12
1986-87	4-8	3-11	1-1	8-20
1987-88	12-3	2-11	0-1	14-15
1988-89	7-7	2-11	0-1	9-19
1989-90	8-6	4-9	—	12-15
1990-91	7-6	1-10	2-0	10-16
1991-92	11-3	9-5	1-0	21-8
1992-93	10-3	1-8	2-2	13-13
1993-94	4-5	5-11	1-1	10-17
1994-95	8-5	4-7	1-1	13-13
1995-96	8-3	5-10	1-1	14-14
1996-97	14-2	6-4	4-2	24-8
1997-98	14-0	6-6	4-0	24-6
1998-99	16-1	6-3	2-1	24-5
1999-00	12-2	3-10	1-1	16-13
2000-01	13-1	6-5	2-3	21-9
2001-02	10-3	5-7	2-0	17-10
2002-03	10-3	3-8	3-1	16-12
2003-04	8-5	6-5	4-1	18-11
2004-05	12-1	6-4	5-2	23-7
2005-06	9-4	0-9	0-6	9-19
2006-07	8-5	5-5	5-3	18-13
2007-08	10-3	5-6	3-1	18-10
2008-09	7-8	1-9	2-0	10-17
2009-10	7-7	0-11	2-0	9-18
2010-11	7-5	4-8	2-0	13-13
2011-12	10-5	4-8	3-1	17-14
2012-13	11-3	3-6	4-1	18-10
2013-14	6-6	1-12	1-0	8-18
2014-15	11-2	5-7	4-3	20-12
2015-16	8-5	6-8	2-0	16-13
2016-17	4-8	1-10	0-4	5-22
2017-18	12-3	3-9	2-1	17-13
2018-19	9-4	4-6	4-3	17-13
2019-20	7-8	3-6	2-4	12-18
2020-21	6-5	4-7	0-0	10-12
2021-22	5-7	3-9	0-4	8-20
2022-23	5-10	2-9	1-1	8-20
Totals	888-397	446-762	145-106	1479-1265
	(.691)	(.369)	(.578)	(.539)

ALL-TIME LETTERWINNERS

A.....

Cory Abercrombie, 2007-08
 Reuben Ables, 1981-82
 A.J. Adams, 2013
 James Adams, 1938-40
 Mike Adams, 1985-86
 Xavier Adams, 2017-18
 Bob Adamson, 1974-75
 Art Alexander, 1938
 Max Alexander, 2023
 Amos Alford, 1989-90
 Harold Alyea, 1920-21
 Paul Alyea, 1920-23
 Jess Anderson, 1926-28
 Jabari Antwine, 2017-18
 Steve Armstrong, 1968-69
 Gary Arnett, 1961-62
 Bobby Arthur-Williams Jr., 2021-22
 Pete Atkinson, 1936-38

B.....

Gus Babb, 1930
 Andra Bailey, 2011-12
 Donald Bain, 1952
 Doug Baker, 1969-72
 Fred Baker, 1934-37
 Dave Baldwin, 1976-77
 Charles Ball, 1949-50
 Harold Balzer, 1946-48
 Johnny Battles, 1969-70
 Will Baumgardner, 2003
 Curtis Beaman, 1949-50
 Gerald Beaman, 1949-50
 Andrew Beavers, 1978
 Herbert Benson, 1927-29
 Terry Benson, 1969-70
 Larry Berry, 1967
 D.J. Bertoncino, 1984-85
 Andrew Bertuzzi, 1943
 Derwood Bethel, 1933
 John Bewley, 1953-54
 Melvin Binford, 1925-26
 Daniel Blair, 2005-07
 Idris Boltz, 1925
 Danny Bovain, 2003
 Bryan Bowman, 1921
 Harold Bowman 1918
 Jimmie Bradshaw, 1919
 Devon Branch, 2014-15
 Dave Branson, 1972-73
 Clifford Breithaupt, 1927-29
 Joe Bridges, 2006-07
 Richard Brill, 1968
 Creighton Brinker, 2016
 Jack Broadhurst, '41-43, '46
 Terry Brooker, 1968
 Cedric Brooks, 2002-03
 Wade Brotherson, 1972-73
 Clinton Brown, 1948-51
 Edward Brown, 1965
 Merle Brown, 1941-42
 Jake Bullard, 2013-14
 Bert Buller, 1940
 Siegel Buman, 1912-13
 Zach Burch, 2021-22
 Al Burdett, 1961
 Seth Burris, 2008-09
 Frank Burton, 1913
 Mark Byrd, 1994-95

C.....

Ed Cain, 1955-56
 Kenneth Calloway, 1951-52
 Greg Campbell, 2001, '03-05
 Matt Campbell, 1996-97
 Brian Carpenter, 1967-68
 Eric Carr, 1982-83
 Marcel Cherry, 2019-20
 Jim Chroust, 1963-66

Wayne Cichon, 1976-77
 Charles Clark, 1948-49
 Trenton Clayton, 2019
 Nate Clevenger, 1995
 Brandon Clifford, 2017-18
 Cedric Cobb, 1999-2000
 Kenneth Cochran, 1954
 Carl Cockerill, 1917
 Clay Cockerill, 1917
 Darrell Colbert, 1993
 Homer Cole, 1946-50
 Deitrich Cole Jr., 2017-18
 Brandon Coleman, 2010
 Brian Comstock, 1994-95
 Randy Cones, 1989-90
 Pancho Conley, 1996
 Dale Conner, 1943, '47
 Fain Conner, 1913
 Bill Conrow, 1960
 Denver Cook, 2000
 Jeff Cook, 1980
 Michael Cook, 1991-92
 Glen Cooper, 1955, 1957
 Kevin Cooper, 1991-93
 Ethan Cordray, 2013-14
 Herbert Cormack, 1926-28
 Jerry Couch, 1963-64
 Don Coulter, 1939
 Kenneth Coulter, 1946-47
 W.H. Cox, 1913
 George Crawford, 1969
 Stanley Crawley, 1966
 Frank Cukjati, 1965
 James Cureton, 1991-92
 Steve Curran, 1981-82

D.....

C.R. Dabbs, 1912
 Gene Daniels, 1979
 Saddrick Daniels, 1994
 Alex Davis, 1998-99
 John Davis, 1916
 Roy Dennis, 1910-11
 Neil Deplue, 1972-74
 Lamine Dieng, 2015
 Don Diggs, 1966-69
 Dick Dixon, 1970-72
 Fremont Dixon, 1914
 Paul Dixon, 1973
 Doug Dodge, 1969-71
 Lisle Doughman, 1918-19
 Larry Douglas, 1949
 Douglas Duffey, 1947
 David Dunbar, 1961-62
 George Dunleavy, 1951-52
 Louis Dunn, 1968-69, '71

E.....

Terrell Eaddy, 2013-14
 Jesse Eastman, 1933-35
 Marc Eddington, 1996-97
 Christian Edmondson, 2017-20
 John Edwards, 1933-34
 Ray Elliott, 2019-20
 Jordan Embers, 2011
 Fred Emmerson, 1923
 Daryl England, 1964-65
 Deshaun English II, 2023
 Rodney Estes, 1987

F.....

Leonard Farrell, 1952-53
 Frank Farwell, 1939
 Gene Faurot, 1955-56
 Bill Feuerborn, 1969-70
 Scott Fields, 1990-91
 Tony Fleming, 1987-90
 Javis Flynn, 2015-16
 Kyle Folkerts, 1983-84

Bill Foote, 1969
 Bill Forbes, 1938-39
 R.J. Forney Jr., 2021-23
 Donovan Franklin, 2018-19
 Matt Frazier, 1999-2000
 Jack Frazier, 1958-59
 Sidney Friend, 1936
 Willie Fritz, 1980-81
 James Fulton, 1994-96

G.....

Cody Gafford, 2014
 Mark Gant, 1990
 Augustine Garcia, 1934
 Charles Gardner, 1971-72
 Wayne Gardner, 1931-32
 Bob Gastel, 1975-76
 Doug Gillispie, 1996-99
 Antonio Givens II, 2020-22
 Kay Goforth, 1927-30
 Oscar Gonzalez, 1996-99
 W.D. "Bill" Goodwin, 1917
 Robert Gough, 1960-61
 Rodney Grace, 2009-10
 Henry Granger, 1965
 Russ Granger, '41-42, '48-49
 Drake Green, 2011-12
 Jeff Greene, 1988-89
 Trevor Gregory, 2014-16
 Erich Grotheer, 1971-72
 Gene Grounds, 1984-86
 Arjok Guguai, 2012
 Jeff Guiot, 1985-86
 Josiah Gustafson, 2014-16

H.....

Dennis Habig, 1979
 Clarence Hackworth, '31-32
 Dan Hagan, 1952-53
 Jack Hall, 1987
 Jim Hamilton, 1942-43
 Buster Hamm, 1921
 Don Handley, 1933
 Fred Harder, 1957-60
 Grant Harding, 2020
 Quentin Hardriet Jr., 2021-23
 Tim Harries, 1974
 George Harris, 1934-37
 Lawrence Harris, 1914
 Mike Harris, 1995
 Ray Harris, 1978-79
 Archie Harrison, 1965-68
 Tyler Hawkins, 2022
 Denton Hays, 2013-16
 Henry Heidebrecht, 1962
 Toraino Hellems, 1994
 Dwight Henderson, 1964-67
 Adrian Hererra, 2011-12
 Joyce Herrold, 1933
 Curt Hicks, 1980
 Troy Hill, 1984
 Ralph Hinkle, 1918
 Francis "Arkie" Hoffman, 1925-28
 Jaxon Holden, 2016-18
 Ethan Holloway, 2020-23
 David Holt, 1963-64
 Phil Honeycutt, 1973, '75-76
 S.L. Householder, 1910-11
 Wayne Howard, 1941-42
 Kurtis Howey, 2001-02
 Cameron Huefner, 2021-22
 Dave Hudson, 1968, '70
 Marion Huffman, 1950-51
 Landen Hughlett, 2023
 Wilbur Humphries, 1943, '47
 Egbert Hunter, 1910-11
 Michael Hutchingson, 2007-08
 John Hutter, 1939, '41

I.....

Courtney Ingram, 2011-13
 Jeff Ivory, 2008-09

J.....

George Jack, 1931
 Eddie Jackson, 2004-05
 Jesse Jackson, 1912
 Mar'Qywell Jackson, 2017-18
 Norvett Jacques, 1991-92
 Norman Jeffery, 1946-47
 Bob Jenkins, 1962-64
 Eddie Johnson, 1951
 Elmer Johnson, 1928-31
 Eric Johnson, 1972-73
 Mark Johnson, 1992-93
 Richard Johnson, 1918-19
 Perry Johnson, 1913
 Brian Jones, 1976-78
 Calvin Jones, 1979-80
 Dakota Jones, 2015-18
 Jason Jones, 2023
 Logan Jones, 2011
 Michael Jones, 1999-2000
 Mike Jones, 1969, '71


K.....

Adam Kahler, 1932-33
 Anthony Kelly, 1991-92
 Kenny Kersten, 1965
 Gary Key, 1963
 Kris Killian, 1936
 William Kincaid, 1929-31
 Harley King, 1941-42
 Blake Kinsey, 1984, '86
 Calvin Kinzer, 1972-75
 Tom Kipp, 1946
 Connor Kjer, 2014-15

L.....

Greg Lambkins, 1985-86
 John Lance, 1916-17
 John Lance, Jr., 1941-42
 Ray Lance, 1941-43
 John Landers, 1922-23
 Nathan Lang, 2007
 Allau Lanyon, 1923-24
 Bill Lark, 1935
 Mike Lavin, 1955-56
 R.J. Lawrence, 2019, '21-22
 Jerry Leatherman, 1961
 Charles Lewis, 1953-54

Jim Chroust was a four-year letterwinner (1963-66).



ALL-TIME LETTERWINNERS

Ernie Lewis, 1969-70, '70
Leland Lewis, 1929-31
Demetrius Levarity, 2018-19
Tom Lindahl, 1958-60
Delwin Locke, 1963-64
Bill Long, 1950-51
Lowell Long, 1939-40
Randy Love, 1973-75
Grant Lozoya, 2018-19
Kevin Ludwig, 1983

M

Spencer Magana, 2007-10
Kenneth Mahan, 1939
Doug Majhers, 1965
Max Maletz, 1935-38
Mark Mann, 1982-83
Eric Marshall, 2011
Howard Martin, 1943
Mike Martin, 1982-83
Nick Maryland, 2023
Kyle Mason, 2006
Richard Massey, 1961
C.J. Masters, 2010
Ben Matthews, 1984
Mike Mattick, 1978
Richard Maupin, 1953-55
Ronald Maupin, 1960-61
Cedric Mayberry, 1998-99
Albert McBride, 2023
Ken McClure, 1931, '33-35
Carl McCormick, 1953
Justin McCoy, 2006-07, '09
Tony McCoy, 1984-85
J.R. McCreary, 1913
Marty McDermott, 1991
JaVon McGee, 2010-13
Walter McGregor, 1952-53
David McKinnie, 2009
M.V. McNally, 1914
Rick McPherson, 1980
Lonnie McThompson, '86-88
Don Meadows, 1964-65
Harold Meadows, 1938
Glenn Meisenheimer, '25-27
Earl Michie, 1916
Robert Miller, 1953-54
Ronald Miller, 1961
Orlin Milner, 1960-61
Edwin Minniefield, 1991, '93
Don Miskimon, 1962-63
Bill Mitchell, 1948-50
Guy Mitchell, 1942, '47-48
Sylvain Montreuil, 2000
Ike Moore, 2021-22
Bill Morgan, 1939-41
Ed Morris, 2006-07
Cleo Morrison, 1910-11
Dale Morrow, 1947-48
Eldon Mrstick, 1955-56
Abdul Muhammad, 1992
Howard Mullen, 1914
Lysle Mummert, 1926
Jonathan Murray, 2018-19
Robert Myers, 1932-34

N

Ed Nealy, 1956-57
Russell Neas, 1938
Carl Neff, 1955-56
John Newton, 1957-58
Dave Niegsch, 1965-67
Mark Nolen, 2012-13
Larry Norris, 1966

O

Barry O'Brian, 1982-83
Austin Ober, 1923-24
Ryan Odaffer, 2001-02, '04-05

Steve Odaffer, 1976-77
Lee Olmsted, 1951-54
Bernie Onelio, 1957-60
Eric Osborne, 1997-98
Robbie Ostermann, 2017-18
Perry Owaley, 1934-35
Chris Owens, 2016

P

Robert Palling, 1921-22
Bruce Palmer, 1953-56
Jay Parker, 1984-85
Lacel Parsons, 1924-25
Russell Partridge, 1986
Brandon Pate, 2000-01
Tyler Pate, 1972-73
Russ Pennell, 1981
Dennis Person, 1970
Jared Peterson, 1987-89
Rex Peterson, 1956-57
Jeff Pettz, 1982-83
Rico Pierrevilus, 2012-13
Ryan Pippens, 2021-22
Colton Pitko, 2017-18
Claude Plem, 1932
Ian Ponds, 2011-12
Steve Portz, 1976-78
Kaleb Porter, 2013
O.F. Potter, 1910-11
Calvin Poulina, 2023
Jai Pradia, 2001-02
Dewey Price, 1920-22
Tane Pricor, 2023
Sam Pugh, 2012-14
Charles Purma, 1922-25
Sean Pyle, 1985-86

Q

Zach Quick, 2010

R

Michael Rainey, 2000
Don Ransom, 1919
Clarence Ratzlaff, 1929-32
Clinton Rankin, 1935, '37
Eric Ray, 2011-12
Bill Ravenscroft, 1938
Ralph Redmond, 1958-60
D.O. Reed, 1910-11
Byron Reed, 1910-11
Carson Reeder, 1940
Ivon Reese, 1912
Lester Reffert, 1916
Magic Reliford, 2022-23
Jim Rhea, 1969-70
Edwin Rice, 1924
Jamey Richardson, 2003-04
Kenneth Richardson, 1963
Ted Richardson, 1967-68
Sumner Roberts, '30, '34-36
T.J. Roberts, 1995-98
Roger Robins, 1955-56
Chris Robinson, 1988
Jay Robinson, 2010
Chris Roe, 2007-08
Drew Roelfs, 2020-21
Henry Rogers, 2009-10
Lawrence Royer, 1934-37
Max Ruark, 1999-2002
Robert Russell, 1947
Don Rutherford, 1937-40
Elmer Ryals, 1910-11
Edwin Ryan, 1940-41, '46
Marvin Ryden, 1939-42
Steve Ryssemus, 1976-77

S

Marshall Sage, 1967

Alex Salazar, 1997-98
Vince Samuels, 1989-90
James Sanders, 1993-95
Tommie Saunders, 1981-82
Billy Savage, 1966-67
Arthur Scavezze, 1956-57
Kenneth Schlup, 1957-58
Ernest Schmidt, 1930-33
Art Scott, 1937
Kemo Scott, 1986
Leroy Scott, 1918-21
Tom Scott, 1927-30
Phil Scourten, 1978-79
Gib Scranton, 1959
Charles Seshier, 1922-25
Ron Shade, 1970
Deming Shaw, 1925-27
Jeremy Shaw, 2023
Corey Shelby, 1997-98
Zac Shepherd, 2003-06
Matt Sherrrel, 1989-92
Paul Shoemaker, 1974
William Short, 1925-26
James Shorters, 1994
Don Simmons, 1978-79
Jermaine Simmons, 1996
Mike Simon, 1974
Paul Smiley, 1912
Andy Smith, 2009-11
Leroy Smith, 1927
Lowell Smith, 1918
Randolph Smith, 1970-72
Steve Smith, 1983
Tim Smith, 2001
Vinson Smith, 1995
Glenn Smyth, 1951-52
James Sparks, 1947
Andrew Spieker, 2000-01
John Spillman, 1948-49
Jay Spoonhour, 1993-94
Jim Spychalski, 1988
Dan Stanley, 1999-2002
Trey Starks, 2015-16
William Starks, 1964
Keith Starling, 1979-80
MacDowell Steele, 1923-26
Pete Stein, 1952-53
Dave Stewart, 1964-65
Jeff Stewart, 1994-95
Walter Stewart, 1936
Bernard Stine, 1958
Doug Story, 1983-84
Douglas Story, 1949-52
Parker Stotler, 1957
T.J. Stukes, 2012
Don Sturdy, 1939-41
Hays Sturgeon, 1917
George Sweatt, 1920, '22

T

Victor Tanner, 1914, '16
Carlos Taylor, 2006-09
Jason Taylor, 2004-05
Mike Taylor, 1974-76
Montie Taylor, 1970-72
Orval Taylor, 1954-55
Rich Taylor, 1964
Derek Thomas, 1981
Harold Thomas, 1954
Jack Thomas, 1949-51
Steve Thomas, 1976-77
Joe Thomson, 1961-63
Wes Thornton, 2002-05
Eugene Tims, 1932-34
Sam Treece, 1981
Brandon Twito, 2003

U

Donald Uhlenhop, 1948-51

Leroy Uhlenhop, 1938-41
H.B. Unruh, 1946

V

Clyde Vail, 1923-24
Leslie Van Winkle, 1962-63
William Vauek, 1931-32
Javier Velazquez, 1997-98
Demetrius Virginia, 2011-12
Oliver Vogt, 2002-03
Martin Vogts, 2021
Tommy Vosseler, 2002-05

W

Andy Wachter, 2004-06
Francis Wachter, 1929-32
Troy Wade, 1991-92
A.J. Walker, 2019-20
Blaine Walker, 1916-17
Bill Waltz, 1942-43, '46-47
Richard Wanasek, 1942
Desmond Watson, 1982-83
Keith Watts, 1987-88
Chris Ware, 2011
Dejon Waters Jr., 2020, '22
George Wells, 1919-20
J. Ralph Wells, 1912-14, '16
Jay Wesley, 1995
Alan Whetzel, 1958-59
Edward White, 1960
Justin White, 2005
Ron White, 1968
Tony Wiatrak, 1993
Alex Williams, 2014
Bob Williams, 1973-75
Keith Williams, 1956-57
Joe Williams, 1916
Barry Williamson, 1972-74
Roger Williamson, 1974-75
Jeff Willms, 2001-02
Chris Wilson, 2012
Lucas Wilson, 2016-19
Keith Windom, 2007-08
Clinton Witty, 1972
Steve Wochos, 1959
Greg Wolf, 1977-80
Jah-Kobe Womack, 2020
Xavier Womack, 2020
James Wood, 1981
John Wood, 1974-75
Maurice Woodford, 1926-27

Y

R.A. York, 1917, '21


Z

Harry Zook, 1918, '21-2



ALL-CONFERENCE PLAYERS

Mid-America Intercollegiate Athletics Association



Ray

2022-23

Deshaun English Jr. H.M.

2021-22

Bobby Arthur-Williams Jr. H.M.

2020-21

Bobby Arthur-Williams Jr. 3rd
Quentin Hardrict Jr. H.M.

2019-20

A.J. Walker H.M.

2018-19

Grant Lozoya 3rd
Donovan Franklin 3rd

2017-18

Xavier Adams 3rd
Donovan Franklin H.M.

2015-16

Josiah Gustafson 2nd
Javis Flynn H.M./All-Defensive
Trey Starks H.M.

2014-15

Josiah Gustafson 3rd
Devon Branch 3rd
Javis Flynn All-Defensive

2013-14

Devon Branch 3rd

2012-13

Marky Nolen D.P.O.Y
JaVon McGee 3rd
Rico Pierrevilus H.M.
Kaleb Porter H.M.

2011-12

Andra Bailey 2nd/All-Defensive
Eric Ray H.M.
JaVon McGee H.M.

2010-11

Eric Ray 2nd
Andra Bailey H.M.

2009-10

Rodney Grace H.M.
Spencer Magana H.M.

2008-09

Carlos Taylor 2nd

2007-08

Cory Abercrombie 1st/All-Defensive
Keith Windom H.M.

2006-07

Ed Morris 1st/All-Defensive
Cory Abercrombie H.M.

2005-06

Eddie Jackson 1st
Ed Morris H.M./All-Defensive

2004-05

Eddie Jackson 1st/All-Defensive
Jason Taylor 2nd
Greg Campbell All-Defensive

2003-04

Jamey Richardson 1st/
All-Defensive
Eddie Jackson 2nd
Jason Taylor H.M.

2002-03

Cedric Brooks 1st
Jamey Richardson H.M.

2001-02

Cedric Brooks 1st
Jai Pradia H.M.
Max Ruark H.M.
Dan Stanley H.M.

00-01

Brandon Pate 1st
Dan Stanley 2nd

99-00

Brandon Pate 2nd

1998-99

Oscar Gonzalez 1st/M.V.P
Doug Gillispie 1st
Michael Jones H.M.
Dan Stanley H.M./F.O.Y

1997-98

Oscar Gonzalez 1st
Doug Gillispie 2nd
T.J. Roberts H.M.
Corey Shelby H.M.
Javier Velazquez H.M.

1996-97

Marc Eddington 1st
Oscar Gonzalez 2nd
Doug Gillispie H.M.

T.J. Roberts H.M.

1995-96

Marc Eddington 1st
Pancho Conley H.M.
Oscar Gonzalez H.M.
T.J. Roberts H.M.

1994-95

Vinson Smith H.M.

1993-94

Toraino Hellems 2nd
Saddrick Daniels H.M.
Jay Spoonhour H.M.

1992-93

Mark Johnson 2nd

1991-92


Mark Johnson 1st

1990-91


Scottie Fields 2nd
James Cureton H.M.
Troy Wade H.M.

1989-90

Scottie Fields 2nd
Tony Fleming H.M.



Gillispie




Roberts



Spoonhour




Johnson



Wade



Fields



Richardson




Ruark



Stanley



Pate



Gonzalez



ALL-CONFERENCE PLAYERS

Central States Intercollegiate Conference



Greene

1988-89

Jeff Greene 1st
 Tony Fleming H.M.
 Amos Alford H.M.

1987-88

Jeff Greene 1st
 Tony Fleming H.M.
 Lonnie McThompson H.M.




Fleming

1986-87

Rodney Estes H.M.

1985-86

Jeff Guiot 1st
 Mike Adams H.M.



Guiot

1984-85

Tony McCoy 1st
 Jeff Guiot H.M.
 Jay Parker H.M.


Great Plains Athletic Conference

1975-76

Mike Taylor 1st

1974-75

Calvin Kinzer 1st
 Bob Williams 1st



C. Jones

1973-74

Calvin Kinzer 1st
 Bob Williams 1st

1972-73

Calvin Kinzer 1st
 Dick Dixon H.M.
 Eric Johnson H.M.



Dodge

Rocky Mountain Athletic Conference

1971-72

Erich Grotheer 2nd
 Doug Baker 2nd

1970-71

Mike Jones 1st
 Doug Dodge 2nd




Wolf

1969-70

Doug Dodge 1st
 Bill Feuerborn 2nd

1967-68

Don Diggs 1st



Feuerborn



M. Taylor

1978-79

Gene Daniels 1st
 Calvin Jones H.M.
 Phil Scourten H.M.
 Greg Wolf H.M.

1977-78

Steve Portz H.M.
 Don Simmons H.M.

1976-77

No records available



B. Williams



M. Jones

ALL-CONFERENCE PLAYERS

Central Intercollegiate Conference



Crawley

1965-66

Jim Chroust 1st
Lee Crawley 1st
Dave Niegsch 2nd
Dwight Henderson H.M.
Keith Lindsey H.M.

1964-65

Daryl England 2nd
Don Meadows 2nd
Eddie Brown H.M.
Jim Chroust H.M.
Archie Harrison H.M.

1963-64

Jim Chroust 1st
Jerry Couch 1st
Delvin Locke 1st

1962-63

Delvin Locke 1st
David Holt 2nd

1961-62

Dave Dunbar 1st

1960-61

Bob Gough 1st
Ron Maupin 2nd

1959-60

Fred Harder 1st
Tom Lindahl 2nd
Bernie Onelio 2nd

1958-59

Bernie Onelio 1st

1957-58

Kenny Schulp 2nd
John Newton H.M.

1956-57

Ed Nealy 1st
Glenn Cooper 2nd

1955-56

Ed Cain 1st
Ed Nealy 1st
Carl Neff 1st
Bruce Palmer 1st

Roger Robins 2nd

1954-55

Bruce Palmer 1st
Dick Maupin 2nd
Roger Robins 2nd

1953-54

Bruce Palmer 1st
John Bewley 2nd

1952-53

Lynn Farrell 2nd
Lee Ohlmsted 2nd

1951-52

Ken Callaway 2nd
Lee Ohlmsted 2nd

1950-51

Clinton Brown 1st

1949-50

Clinton Brown 1st
Jack Thomas H.M.

1948-49

Clinton Brown 2nd
John Spillman 2nd

1947-48

Guy Mitchell 1st
Buck Balzer H.M.
Guy Mitchell H.M.

1946-47

Dale Conner 2nd
Guy Mitchell H.M.
Bill Waltz H.M.

1945-46

No Conference Schedule

1944-45

No Conference Schedule

1943-44

No Conference Schedule

1942-43

Jim Hamilton 1st

Ray Lance 2nd

1941-42

Merle Brown All-CIC
Marvin Ryden All-CIC

1940-41

Don Sturdy 1st
Leroy Uhlenhop 1st

1939-40

Jim Adams 1st
Carson Reeder 1st
Leroy Uhlenhop 2nd

1938-39

Don Sturdy 1st
Jim Adams 1st
Leroy Uhlenhop 2nd
Don Coulter H.M.
Bill Morgan H.M.

1936-37

Max Maletz 1st
Clinton Rankin 1st
Laurence Royer 2nd

1935-36

Max Maletz All-CIC

1934-35

Jesse Eastman All-CIC
Andy McClure All-CIC

1933-34

John Edwards 1st
Andy McClure 2nd
Robert Myers 2nd

1932-33

John Edwards 1st
Ernest Schmidt 1st
Jesse Eastman 2nd

1931-32

Clarence Ratzlaff 1st
Ernest Schmidt 1st
Francis Wachter 1st

1930-31

William Kincaid 1st

Clarence Ratzlaff 1st
Ernest Schmidt 1st
Elmer Johnson 2nd
Francis Wachter 2nd

1929-30

Ernest Schmidt 1st
Francis Wachter 1st
Clarence Ratzlaff 2nd

1928-29

Tom Scott 2nd

1927-28

Ray Goforth 1st
Francis Hoffman 1st



R. Lance



Reeder



Sturdy



Uhlenhop



Schmidt



Hoffman



Nealy



Brown



Onelio



R. Maupin



Henderson

ALL-DISTRICT PLAYERS

NCAA Division II Honorees



Morris

2007-08

Cory Abercrombie, F/C, First-Team
All-South Central District (NABC)
All-South Central Region (SIDs)

2006-07


Ed Morris, F, Second-Team
All-South Central District (NABC)



Jackson

2005-06

Eddie Jackson, G, Second-Team
All-South Central District (NABC)
All-South Central Region (SIDs)



Gonzalez

2003-04

Eddie Jackson, G, First-Team
All-South Central District (NABC)
All-South Central Region (SIDs)

2002-03


Cedric Brooks, G, First-Team
All-South Central Region (SIDs)



Greene

1998-99

Doug Gillispie, C, Second-Team
All-South Central District (NABC)
Oscar Gonzalez, G, First-Team
All-South Central District (NABC)
All-South Central Region (SIDs)



Kinzer

1997-98

Oscar Gonzalez, G, First-Team
All-South Central District (NABC)
All-South Central Region (SIDs)

1996-97

Marc Eddington, F, First-Team
All-South Central District (NABC)



Grotheer

1992-93

Mark Johnson, G, Second-Team
All-South Central District (NABC)

1989-90

Scottie Fields, F, Second-Team
All-South Central District (NABC)

NAIA Honorees

1988-89

Jeff Greene, F, First-Team
NAIA All-District 10

1987-88

Jeff Greene, F, First-Team
NAIA All-District 10

1985-86

Jeff Guiot, G, First-Team
NAIA All-District 10

1979-80

Greg Wolf, F, First-Team
NAIA All-District 10

1974-75

Calvin Kinzer, F, First-Team
NAIA All-District 10

1973-74

Calvin Kinzer, F, First-Team
NAIA All-District 10
Bob Williams, F, First-Team
NAIA All-District 10

1972-73

Calvin Kinzer, F, First-Team
NAIA All-District 10

1971-72

Erich Grotheer, F, First-team
NAIA All-District 10
Doug Baker, F, Second-Team
NAIA All-District 10

1970-71

Mike Jones, F, First-Team
NAIA All-District 10
Doug Dodge, F, Second-Team
NAIA All-District 10

1969-70

Bill Feuerborn, G, Second-Team
NAIA All-District 10

PSU ALL-AMERICANS

2007-08

Cory Abercrombie, Forward/Center

17.9 ppg, 10.2 rpg, 1.1 bpg

3rd-Team Basketball Times Division II All-America

3rd-Team Daktronics/Division II All-America

3rd-Team Division II Bulletin All-America

2005-06

Eddie Jackson, Guard

19.2 ppg, 3.2 rpg, 2.6 3's pg

H.M. Division II Bulletin All-America

2004-05

Eddie Jackson, Guard

21.1 ppg, 3.1 rpg, 4.0 3's pg

NABC All-America

2002-03

Cedric Brooks, Guard

20.8 ppg, 3.7 rpg, 3.9 apg

H.M. Division II Bulletin All-America

2000-01

Brandon Pate, Guard

17.2 ppg, 4.6 rpg, .495 FG

H.M. Division II Bulletin All-America

1998-99

Oscar Gonzalez, Point Guard

13.1 ppg, 6.2 apg, 2.4 3's pg

2nd-Team NABC All-America

2nd-Team Division II Bulletin All-America

1997-98

Oscar Gonzalez, Point Guard

16.5 ppg, 5.3 apg, 2.7 3's pg

3rd-Team NABC All-America

H.M. Division II Bulletin All-America

1996-97

Marc Eddington, Forward

17.2 ppg, 4.6 rpg, .495 FG

H.M. Division II Bulletin All-America

1985-86

Jeff Guiot, Guard

21.5 ppg, 4.5 apg, .512 FG

H.M. NAIA All-America

1974-75

Calvin Kinzer, Forward

19.4 ppg, 9.7 rpg, .530 FG

H.M. NAIA All-America

Bob Williams, Forward/Center

16.1 ppg, 9.0 rpg, .474 FG

H.M. NAIA All-America

1973-74

Calvin Kinzer, Forward

18.3 ppg, 7.6 rpg, .534 FG

H.M. NAIA All-America

1972-73

Calvin Kinzer, Forward

20.1 ppg, 7.7 rpg, .495 FG

H.M. NAIA All-America

1971-72

Erich Grotheer, Forward

14.2 ppg, 8.0 rpg, .452 FG

H.M. NAIA All-America

1970-71

Mike Jones, Forward

17.7 ppg, 5.2 rpg, .515 FG

H.M. NAIA All-America

1965-66

Jim Chroust, Post

24.1 ppg, 10.9 rpg, .571 FG

2nd-Team NAIA All-America

Lee Crawley, Guard

15.7 ppg, .453 FG

H.M. NAIA All-America

1964-65

Jim Chroust, Post

17.7 ppg, 11.1 rpg, .537 FG


H.M. NAIA All-America

1955-56


Bruce Palmer, Forward

15.7 ppg


Fi1strst-Team NAIA All-America




Cory Abercrombie




Eddie Jackson




Cedric Brooks




Brandon Pate




Oscar Gonzalez



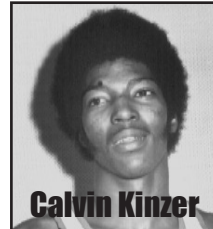
Marc Eddington




Jeff Guiot




Bob Williams




Calvin Kinzer




Erich Grotheer




Mike Jones



Lee Crawley



Jim Chroust



Bruce Palmer

