



**Pitt**

**2024 MEDIA GUIDE**

## TABLE OF CONTENTS

Quick Facts.....	Page 3
Charles L. Cost Field .....	Page 4
Coaches & Staff .....	Pages 5-16
Numerical Roster .....	Page 17
TV/Radio Roster .....	Page 18
Player Profiles .....	Page 19
Returner Bios .....	Pages 20-32
Newcomer Bios .....	Pages 33-43
Pitt Baseball History .....	Pages 44-49
Program Records & Leaders .....	Pages 50-62
Individual Accolades .....	Page 64
MLB Draft .....	Page 65
Panthers in the Postseason.....	Page 66
Opening Day Results .....	Pages 67-68
Pitt in the Polls .....	Page 69
Through the Years .....	Pages 70-71
Year-By-Year Breakdown .....	Pages 72-84
All-Time Series Results.....	Pages 85-104
All-Time Alphabetical Roster .....	Pages 105-110
All-Time Numerical Roster .....	Pages 111-115



# Panthers™



## 2024 SCHEDULE

### FEBRUARY

16	Maine	Port Charlotte, FL	1 PM
17	Maine	Port Charlotte, FL	1 PM
18	Maine	Port Charlotte, FL	12 PM
23	Washington^	Corpus Christi, TX	2 PM CDT
24	Maryland^	Corpus Christi, TX	2 PM CDT
25	Texas A&M - Corpus Christi^	Corpus Christi, TX	3 PM CDT
26	Texas A&M - Corpus Christi^	Corpus Christi, TX	10:30 AM CDT
28	YOUNGSTOWN STATE	Pittsburgh, PA	3 PM

### MARCH

1	Oklahoma \$	Las Vegas, NV	2 PM PST
2	Ohio State \$	Las Vegas, NV	1 PM PST
3	California \$	Las Vegas, NV	4 PM PST
6	ST. BONAVENTURE	Pittsburgh, PA	3 PM
8	North Carolina*	Chapel Hill, NC	5 PM
9	North Carolina*	Chapel Hill, NC	2 PM
10	North Carolina*	Chapel Hill, NC	1 PM
12	AKRON	Pittsburgh, PA	3 PM
15	BOSTON COLLEGE*	Pittsburgh, PA	3 PM
16	BOSTON COLLEGE*	Pittsburgh, PA	3 PM
17	BOSTON COLLEGE*	Pittsburgh, PA	1 PM
19	KENT STATE	Pittsburgh, PA	3 PM
22	VIRGINIA*	Pittsburgh, PA	3 PM
23	VIRGINIA*	Pittsburgh, PA	3 PM
24	VIRGINIA*	Pittsburgh, PA	1 PM
26	Penn State	State College, PA	5:30 PM
28	Virginia Tech*	Blackburg, VA	4 PM
29	Virginia Tech*	Blackburg, VA	4 PM
30	Virginia Tech*	Blackburg, VA	1 PM

### APRIL

2	Youngstown State	Youngstown, OH	5 PM
5	GEORGIA TECH*	Pittsburgh, PA	3 PM
6	GEORGIA TECH*	Pittsburgh, PA	3 PM
7	GEORGIA TECH*	Pittsburgh, PA	1 PM
9	Kent State	Kent, OH	TBD
12	DUKE*	Pittsburgh, PA	6 PM
13	DUKE*	Pittsburgh, PA	3 PM
14	DUKE*	Pittsburgh, PA	1 PM
16	West Virginia	Morgantown, WV	6:30 PM
19	Clemson*	Clemson, SC	6 PM
20	Clemson*	Clemson, SC	4 PM
21	Clemson*	Clemson, SC	1 PM
26	BRYANT	Pittsburgh, PA	6 PM
27	BRYANT	Pittsburgh, PA	3 PM
28	BRYANT	Pittsburgh, PA	1 PM
30	WEST VIRGINIA%	Pittsburgh, PA	6 PM

### MAY

3	Notre Dame*	South Bend, IN	6:30 PM
4	Notre Dame*	South Bend, IN	4 PM
5	Notre Dame*	South Bend, IN	2 PM
8	WRIGHT STATE	Pittsburgh, PA	4 PM
10	FLORIDA STATE*	Pittsburgh, PA	6 PM
11	FLORIDA STATE*	Pittsburgh, PA	3 PM
12	FLORIDA STATE*	Pittsburgh, PA	1 PM
14	PENN STATE	Pittsburgh, PA	3 PM
16	Miami*	Miami, FL	7 PM
17	Miami*	Miami, FL	6 PM
18	Miami*	Miami, FL	1 PM
21-26	ACC Tournament	Charlotte, NC	

### June

(May)31-2	NCAA Regionals	TBD
7-9	NCAA Super Regionals	TBD
14-24	NCAA College World Series	Omaha, NE

\*- ACC game  
 ^- Kleberg Bank College Classic  
 \$- Las Vegas College Baseball Classic  
 %- At PNC Park

## QUICK FACTS

Head Coach..... Mike Bell (Florida State, '96)  
 Record at Pitt..... 107-118 (6th season)  
 Career Record..... 107-118 (Same)  
 Assistant Coach/Recruiting Coord. .... Brandon Romans (UCF, '09)  
 Assistant Coach..... Chris Collazo (Monmouth, '09)  
 Assistant Coach..... Devin Mesoraco  
 Graduate Manager..... Sky Duff (Pitt, '23)  
 Director of Player Development..... Matt Gilbertson (Pitt, '22)  
 Director of Operations ..... Jack Anderson (Pitt, '23)

## BASEBALL INFORMATION

Stadium..... Charles L. Cost Field  
 Year Opened..... 2011  
 Capacity ..... 900  
 Surface..... Synthetic Grass  
 Dimensions ..... LF-325, CF-405, RF-330  
 Stadium Record..... 145-112 (.564)  
 Ticket Office Phone ..... 1-800-643-PITT (7488)  
 First Season ..... 1907  
 All-Time Record ..... 1,366-1,272-7 (.520)  
 All-Time Conference Record ..... 410-576 (.415)  
 All-Time ACC Record ..... 97-170 (.364)  
 All-Time Conference Tournament Record..... 15-25 (.368)  
 All-Time ACC Tournament Record ..... 6-4 (.625)  
 NCAA Appearances (Last)..... 3 (1995)  
 NCAA Tournament Record ..... 2-4 (.333)

## UNIVERSITY INFORMATION

School ..... University of Pittsburgh  
 Location ..... Pittsburgh, Pa.  
 Founded ..... 1787  
 Enrollment ..... 34,580  
 Nickname ..... Panthers  
 Colors..... Royal Blue & Gold  
 Conference..... Atlantic Coast Conference (ACC)  
 Affiliation ..... NCAA Division I  
 Website ..... www.PittsburghPanthers.com  
 Facebook..... /PittsburghPanthers  
 Athletics Twitter..... @Pitt\_ATHLETICS  
 Athletics Instagram..... @Pitt\_ATHLETICS  
 Baseball Twitter ..... @Pitt\_BASE  
 Baseball Instagram ..... @Pitt\_BASE  
 Chancellor..... Joan Gabel  
 Director of Athletics..... Heather Lyke

## MEDIA RELATIONS



**E.J. Borghetti** - Executive Associate AD  
 (FB)  
 Email: eborghetti@athletics.pitt.edu



**Dominic Pasquale** - Assistant Director  
 (BASE, 3FB)  
 Cell: 412-652-2574  
 Email: dpasquale@athletics.pitt.edu

**Matt Plizga**  
**Assistant AD of Media Relations**  
 (MBB, 2WLAX)  
 Email: mplizga@athletics.pitt.edu

**Louie Spina**  
**Director of Media Relations**  
 (WBB, MSOC)  
 Email: lspina@athletics.pitt.edu

**R.J. Sepich**  
**Director of Football Communications and Digital Strategy**  
 (FB, WRES)  
 Email: lspina@athletics.pitt.edu

**Charissa Coleman**  
**Assistant Director of Strategic Communications**  
 (VB)  
 Email: ccoleman@athletics.pitt.edu

**Halle Angelo**  
**Assistant Director of Strategic Communications**  
 (WSOC, GYM, 2S&D)  
 Email: hangelo@athletics.pitt.edu

**Elisabeth Schmidt**  
**Assistant Director of Strategic Communications**  
 (SB, S&D, 2MBB)  
 Email: eschmidt@athletics.pitt.edu

**Joe Lassi**  
**Director of Social Media**  
 (WLAX)  
 Email: jllassi@athletics.pitt.edu

**Cassie Smith**  
**Assistant Director of Social Media and Media Operations**  
 (XC, T&F)  
 Email: csmith@athletics.pitt.edu

**Ben Mitchell**  
**Director of Graphic Design and Digital Media**  
 Email: bimitchell@athletics.pitt.edu

**Dan Lee**  
**Asst. Director of Graphic Design**  
 Email: dtlee@athletics.pitt.edu

**Eric Davies**  
**Asst. Director of Digital Media**  
 Email: edavies@athletics.pitt.edu

## ACKNOWLEDGEMENTS

This media guide is a production of the Pitt Athletics Media Relations Office. Thanks to the Atlantic Coast Conference and all prior Pitt Athletics Media relations staff members.

**Editor**  
 Dominic Pasquale

**Graphic Design**  
 Ben Mitchell and Daniel Lee

**Contributions**  
 Ethan Edelman, Andrew Granados, Chloe Master, Orion Moses

**Photography**  
 Jeff Gamza, Matt Hawley, Pete Madia, Andy Mead, Alex Mowrey and Matt Keenan

**On the Cover**  
 Clockwise: C.J. Funk, Dom Popa, Matt Fernandez, Jayden Melendez, Ryan Andrade, Tyler Bischke, Jack Sokol



## CHARLES L. COST FIELD

Capacity.....	900
Surface.....	FieldTurf Synthetic Grass
Lighting.....	Seven light towers
Bullpens.....	Located along the left (home) and right (visitor) foul lines
Tickets.....	\$5 admittance
Left Field Foul Line.....	325 feet
Left Field Power Alley.....	375 feet
Center Field.....	405 feet
Right Field Power Alley.....	375 feet
Right Field Foul Line.....	325 feet
Left Field To Left-Center Wall Height.....	16 feet
Left-Center To Right Field Wall Height.....	8 feet
First Game.....	March 16, 2011 vs. Kent State (L, 10-8)
First Pitt Win.....	March 18, 2011 vs. Niagara (W, 9-6)
First Pitch.....	David Kaye (Pitt) on March 16, 2011
First Hit.....	Ben Klafczynski (Kent State) on March 16, 2011
First Home Run.....	David Chester (Pitt) on March 16, 2011

## ATTENDANCE

All-Time.....	65,690 (2011-present)
All-Time Sellouts.....	5
Season.....	9,650 (2013)
Single Game.....	986 (April 29, 2014 vs. No. 20 Clemson)
Conference Game.....	986 (April 29, 2014 vs. No. 20 Clemson)
Non-conference Game.....	802 (May 8, 2018 vs. Penn State)
March Game.....	607 (March 25, 2017 vs. Virginia Tech)
April Game.....	986 (April 29, 2014 vs. No. 20 Clemson)
May Game.....	802 (May 8, 2018 vs. Penn State)

## YEAR-BY-YEAR RECORDS

2011.....	18-7
2012.....	12-8
2013.....	25-5
2014.....	10-9
2015.....	12-13
2016.....	10-12
2017.....	12-12
2018.....	11-12
2019.....	12-14
2020.....	0-1
2021.....	11-10
2022.....	12-9
2023.....	10-10
<b>Total.....</b>	<b>155-122 (.564)</b>



## RECORDS AT COST FIELD

### TEAM RECORDS

Attendance:.....	986 (No. 20 Clemson, 4/29/14)
Longest game:.....	15 innings (Towson, 3/29/13)
Longest win streak:.....	9 (3/17/13-4/17/13)
Runs (Pitt):.....	20 (MD Eastern Shore, 5/3/17)
Runs (Opponent):.....	21 (Maryland, 5/11/14)
Margin (Pitt):.....	19 (MD Eastern Shore, 5/3/17)
Margin (Opponent):.....	20 (Maryland, 5/11/14)
Hits (Pitt):.....	21 (Niagara, 3/20/11)
Hits (Opponent):.....	19 (Cincinnati, 4/30/11)
Home Runs (Pitt):.....	4, 2x (Kent State, 3/30/16)
Home Runs (Opponent):.....	4, 2x (Wake Forest, 4/22/23)
Total Bases (Pitt):.....	38 (Niagara, 3/10/15)
Total Bases (Opponent):.....	39 (Wake Forest, 4/22/23)
Steals (Pitt):.....	6 (Coppin State, 4/17/13)
Steals (Opponent):.....	5 (Notre Dame, 4/11/11)
Putouts (Pitt):.....	45 (Towson, 3/29/13)
Putouts (Opponent):.....	44 (Towson, 3/29/13)
Assists (Pitt):.....	22 (Norte Dame, 4/2/11)
Assists (Opponent):.....	21 (Penn State, 3/17/15)
Errors (Pitt):.....	9 (Cincinnati, 4/18/12)
Errors (Opponent):.....	4 (Niagara, 3/10/15)
Strikeouts (Pitt):.....	15 (Georgia Tech, 4/14/18)
Strikeouts (Opponent):.....	18 (No. 1 Virginia, 4/6/14)

### INDIVIDUAL RECORDS

Runs (Pitt):.....	4, 3x (Alex Amos vs. UMES, 5/3/17)
Runs (Opponent):.....	4 (Johnson of Wake Forest, 4/22/23)
Hits (Pitt):.....	5 (Evan Oswald vs. YSU, 3/10/13)
Hits (Opponent):.....	5 (Johnson of Wake Forest, 4/22/23)
Home Runs (Pitt):.....	2, 7x (Johnson of Wake Forest, 4/22/23)
Home Runs (Opponent):.....	2, 5x (Payne of VT, 5/16/15)
Total Bases (Pitt):.....	10 (Anthony DeFabio vs. USF, 4/15/12)
Total Bases (Opponent):.....	13 (Johnson of Wake Forest, 4/22/23)
Steals (Pitt):.....	3, 2x (last, Liam Sabino vs. #19 Duke, 3/24/18)
Steals (Opponent):.....	3 (DeSico of Notre Dame, 4/1/11)
Putouts (Pitt):.....	19 (Cole MacLaren vs. Georgia Tech, 4/14/18)
Putouts (Opponent):.....	19 (White of Penn State, 3/17/15)
Assists (Pitt):.....	9, 2x (Evan Oswald vs. Toledo, 3/15/13)
Assists (Opponent):.....	10 (Skerpon of Penn State, 3/17/15)
Strikeouts (Pitt):.....	12, 2x (T.J. Zeuch vs. Duke, 5/19/16)
Strikeouts (Opponent):.....	18 (Kirby of No. 1 Virginia, 4/6/14)



## COACHES & STAFF



HEAD COACH

# MIKE BELL

@CoachMikeBell22

**Education:** Florida State, '96

**Playing Experience:** Montreal Expos; Baltimore Orioles (1995-2000); reached as high as AA

**Coaching Experience:** Tennessee (2005-07); Oklahoma (2008-11); Florida State (2012-18) Pitt (2019-present)

**Family:** Wife (Alicia); Daughter (Alexis); Son (Kyler)

Mike Bell enters his sixth season as head coach of the Pitt baseball program in 2024. Bell was hired in July of 2018, becoming the fifth head coach in Pitt baseball history and bringing 14 years of Division I coaching experience to the Panther program. He joined Pitt after a seven-year stint as the associate head coach and pitching coach at Florida State. Bell signed a new contract in August of 2022 that will ensure his leadership of the Panthers through at least the 2027 season.

Bell has guided the Panthers to 107 victories over his five seasons as head coach. Pitt has tallied four all-region honorees, 10 All-ACC selections and seven MLB Draft picks during the Bell era. As for success off the field, Coach Bell has seen 52 of his student-athletes graduate and earn degrees from the University of Pittsburgh over his five years.

The Panther baseball program notched another 20+ win campaign in 2023, as Pitt won 24 games and competed in the ACC Tournament for the third consecutive season under Coach Bell. Prior to Bell's tenure, Pitt made the ACC tournament just once.

The 2023 season was highlighted with wins over multiple top-ranked programs, including a shutout win over No. 2 Wake Forest on a Friday night in April. That would be more than just a win for Bell however, as it was his 100th win at Pitt and the 100th win as a head coach. The week prior, Pitt traveled to Charlottesville, VA and took the series from No. 7 Virginia, snapping their program record 23-game home win streak.

Graduate student, Kyle Hess, garnered all-conference recognition for the first time in his illustrious Pitt career in 2023, being named a Third Team All-ACC outfielder. Despite missing the first nine games due to injury, Hess still collected career highs in games played (45), hits (56), home runs (10), RBI (42), triples (6) and walks (24).

In June, Bell and the Panthers would watch as two of their pitchers were selected minutes from each other during the 2023 MLB Draft. Logan Evans was the first Panther off the board, being selected in the 12th round (367 overall) by the Seattle Mariners. Evans served as the Panthers' Saturday starter for a majority of the 2023 season, starting nine games while finishing with a 5-3 record, a 5.88 ERA and 42 strikeouts.

RHP Dylan Simmons was the second Panther to be se-

lected in the 2023 MLB Draft, going in the 15th round (438 overall) to the Cincinnati Reds. Simmons was a workhorse for Pitt out of the bullpen in 2023, serving as one of the first arms Bell would often turn to in relief. Simmons owned a 2-2 record with a 4.58 ERA, he struck out 60 batters in just 39.1 innings pitched and earned one save.

Pitt continued the program's ascension under Bell in 2022, posting a winning record with 29 victories, which tied for the program's most since joining the conference in 2014. The Panthers recorded five ACC series victories, including triumphs over a pair of top-five ranked squads (Louisville and Clemson). The Panthers qualified for the ACC Tournament for the second year in a row and just the third time since joining the league. Pitt advanced to the semifinals for the first time since 2018, logging wins over No. 7-seeded Georgia Tech and No. 2-seeded Louisville. The Panthers ended the regular season with an RPI ranking of 69, the 37th-toughest strength of schedule, 12 wins against quadrant one teams and 10 wins against the NCAA Tournament field.

Starting pitchers Matt Gilbertson (Second Team) and Billy Corcoran (Third Team) were named All-ACC selections, becoming the first tandem of Panther pitchers to earn All-ACC honors in the same season. Gilbertson was also named to the 2022 ABCA/Rawlings East All-Region Second Team after posting a team-best 9-3 record

and leading the team in ERA (3.74), WHIP (1.17), starts (15), innings pitched (96.1) and strikeouts (88). Corcoran signed as an undrafted free agent with the Arizona Diamondbacks after ranking among the ACC leaders in fewest walks allowed (1st; 8), innings pitched (8th; 85.1) and wins (T-8th; 7). He also tied for third in the NCAA in walks allowed per nine innings (0.84) and fifth in strikeout-to-walk ratio (8.62).

Catcher Tatem Levins was selected in the eighth round (No. 246) of the 2022 MLB Draft by the Seattle Mariners, becoming Pitt's highest draft pick since 2018 and the 94th draft selection Bell has worked with during his coaching career. Levins started all 56 games for the Panthers, leading the squad in batting average (.321), slugging percentage (.613), OPS (1.048), hits (68), extra base hits (27), home runs (16) and total bases (130).

Right-handed pitcher Baron Stuart was also signed by the New York Yankees as an undrafted free agent following the 2022 campaign. He appeared in a team-high 27 games out of the bullpen and logged a team-high seven saves for the Panthers, which ranked fifth in the Atlantic Coast Conference and tied for the fourth-most in a single season in program history.

The 2021 campaign saw Bell direct Pitt to its most successful season in the ACC. The Panthers set program records for their highest ranking in the polls (No. 14 by Baseball America), consecutive weeks in the polls (nine), RPI (50) and strength of schedule (30). In ACC play, Pitt set program-bests in ACC series wins (six) and ACC victories (16). The Panthers went 18-12 against teams that made the NCAA Regionals, tied for the second-best record against such opponents in the nation. The Panthers won 17 times against quadrant one teams and became just the second team to sweep Florida State and Miami in



## COACHES & STAFF

the same season.

With Bell serving as the pitching coach for the first time since becoming head coach of the Panthers, Mitch Myers was selected in the 12th round of the MLB Draft with the 368th pick by the Oakland Athletics. Myers was one of a program-best four Panthers selected to the All-ACC Third Team, joining Sky Duff, Nico Popa and David Yanni. Duff earned a selection to the ABCA/Rawlings All-East Region Second Team. A member of the 2019 Second Team, Popa became the first Panther to earn All-ACC honors twice. The all-time leader in program history in games played, starts and walks, Yanni had his best season as a Panther in 2021.

In 2020, Bell guided Pitt to a 10-6 record before the season was cut short due to COVID-19. Revamping the roster with 21 newcomers, Bell led the Panthers to a 10-1 start to the year, tied for the second-best start through 11 games in program history. Pitt's offense played a huge part, ranking second in the nation in doubles per game (2.88), 37th in slugging percentage (.447) and 38th in scoring (7.3 runs per game).

Since 2005, Bell has helped lead three teams to four College World Series appearances - Tennessee (2005), Oklahoma (2010) and Florida State (2012 & 2017). He has coached nine first round draft picks, 36 Top-10 round picks, 94 overall Draft picks, 19 Major Leaguers, and helped guide 12 Top-25 recruiting classes. In 2012, he was named the Perfect Game Assistant Coach of the Year and was named the No. 13 recruiter in the country by D1Baseball.com prior to the 2017 season.

In five of his seven seasons, Florida State pitchers recorded 500 or more strikeouts, including a pair of top 10 seasons in 2017 (640, fifth-most) and 2018 (635, seventh-most). The Seminoles posted a 314-136-0 record in his tenure, reaching a Super Regional on three occasions and advancing to the College World Series twice. Florida State captured three ACC titles in Bell's time in Tallahassee, taking home conference tournament titles in 2015, '17 and '18.

Bell made stops at Oklahoma and Tennessee in his time prior to Florida State. In his first seven seasons at the Division I level, including four at Oklahoma and

three at Tennessee, he helped recruit and develop 22 pitchers who were selected in the Major League Baseball draft. That includes three first-round selections - including 2006 No. 1 overall pick Luke Hochevar.

In four seasons at Oklahoma, Bell's pitching staffs established a number of new standards. His 2011 group posted a 3.00 ERA, which was the Sooners' lowest since 1978. Four of his hurlers earned All-Big 12 honors, including Second Team All-American Michael Rocha. The Sooners posted a 41-17 record and were ranked No. 15 in the USA Today/ESPN Coaches poll. In 2010, his pitching staff was instrumental in leading OU back to the College World Series for the first time since 1995.

Beyond his Division I experience, he spent two seasons as the pitching coach and recruiting coordinator at Division II perennial power Florida Southern, where the Mocs twice finished in the top 20 nationally in ERA. He launched his coaching career in 2002 at Brandon High, where he led the team to a district title and a regional runner-up finish as the head coach, earning Hillsborough County Coach of the Year honors.

A left-handed pitcher and first baseman for the Seminoles, Bell reached the College World Series as a player at Florida State in both 1994 and '95. Bell posted a two-year record of 14-4 with a 3.00 ERA and was twice named to the ACC Academic Honor Roll. He earned a bachelor's degree in physical education at Florida State in 1996 and previously spent two seasons as a pitcher at Hernando Community College, where he was a two-time All-Suncoast Conference selection.

Selected in the 20th round of the 1995 draft by the Montreal Expos, Bell spent six years in the minors, including the final three with the Baltimore Orioles' organization where he reached the Double-A level.

Bell is married to the former Alicia Favarato, a Florida State graduate, and the couple has two children, daughter, Alexis (18), and son, Kyler (16).



## COACHES & STAFF

### NCAA DIVISION I PITCHERS DRAFTED UNDER BELL

<i>Name</i>	<i>Year</i>	<i>Round (Pick)</i>	<i>Organization</i>
Logan Evans	2023	12 (367)	Seattle Mariners
Dylan Simmons	2023	15 (438)	Cincinnati Reds
Mitch Myers	2021	12 (368)	Oakland Athletics
Dan Hammer	2019	13 (378)	Baltimore Orioles
Derek West	2019	14 (436)	Houston Astros
Cole Sands	2018	5 (154)	Minnesota Twins
Andrew Karp	2018	6 (191)	Washington Nationals
Tyler Holton	2018	9 (279)	Arizona Diamondbacks
Cobi Johnson	2018	30 (896)	Toronto Blue Jays
Cobi Johnson	2017	29 (865)	Los Angeles Angels
Drew Carlton	2017	32 (965)	Detroit Tigers
Alec Byrd	2017	33 (986)	Colorado Rockies
Andrew Karp	2017	34 (1035)	Chicago Cubs
Tyler Holton	2017	35 (1049)	Miami Marlins
Jim Voyles	2017	38 (1144)	St. Louis Cardinals
William Strode	2015	10 (304)	Cleveland Guardians
Dylan Silva	2015	11 (335)	Seattle Mariners
Boomer Biegalski	2015	14 (428)	Oakland Athletics
Bryant Holtman	2015	24 (706)	Arizona Diamondbacks
Luke Weaver	2014	1 (27)	St. Louis Cardinals
Brandon Leibrandt	2014	6 (172)	Philadelphia Phillies
Peter Miller	2014	9 (261)	Seattle Mariners
Justin Gonzalez	2014	9 (270)	Arizona Diamondbacks
Gage Smith	2014	25 (760)	Detroit Tigers
Bryant Holtmann	2014	37 (1121)	Pittsburgh Pirates
Robert Benincasa	2012	7 (234)	Washington Nationals
Hunter Scantling	2012	14 (454)	Detroit Tigers
Peter Miller	2012	16 (484)	Los Angeles Angels
Robby Coles	2012	28 (836)	New York Mets
Scott Sitz	2012	28 (846)	Detroit Tigers
Burch Smith	2011	14 (443)	San Diego Padres
Ryan Duke	2011	25 (781)	Philadelphia Phillies
Michael Rocha	2011	26 (811)	Philadelphia Phillies
Jordan John	2011	28 (850)	Houston Astros
Tyson Seng	2011	33 (1002)	New York Mets
Bobby Shore	2011	41 (1233)	Seattle Mariners
Zach Neal	2010	17 (527)	Miami Marlins
Jeremy Erben	2010	22 (661)	Arizona Diamondbacks
Jason Chowning	2010	28 (843)	Houston Astros
Garrett Richards	2009	1A (42)	Los Angeles Angels
Andrew Doyle	2009	4 (124)	Texas Rangers
Chase Anderson	2009	9 (276)	Arizona Diamondbacks
Antwonie Hubbard	2009	26 (785)	Cleveland Guardians
James Adkins	2007	1A (39)	Los Angeles Dodgers
Luke Hochevar	2006	1 (1)	Kansas City Royals
Sean Watson	2006	2 (52)	Cincinnati Reds
Deunte Heath	2006	19 (580)	Atlanta Braves
Ty Pryor	2006	26 (791)	Cleveland Guardians



## COACHES & STAFF



**Brandon Romans** enters his first season as an assistant coach and recruiting coordinator for the University of Pittsburgh's baseball program. Romans works primarily with the hitters, outfielders and coaches third base. He also spearheads the Panthers' recruiting process throughout the year.

Romans has spent the past fourteen seasons coaching at the Division I level. He has spent the previous six seasons at Florida Gulf Coast University as their assistant coach and recruiting coordinator. Similar to his new role at Pitt, Romans worked with hitters, position players and was the third base coach for the Eagles during his tenure.

Romans was crucial in FGCU breaking multiple single-season program records over the duration of the 2023 season. Setting the team single season home run (142), RBI (550), walk (310), runs scored (578) total base (1,252) and slugging percentage (.592) records this past season. He also helped position players break six individual season records and six individual career records.

At the end of conference tournament play in 2023, FGCU led the nation in home runs (142) and slugging percentage (.592). At the end of the college baseball season, Romans' offense led the country in home runs per game (2.37), runs scored per game (9.63), slugging percentage (.592) and OPS (1.024). The only teams who finished with more home runs at the end of the season were the two teams who played for a national championship in Omaha in late June, Florida (146) and LSU (144).

He mentored the 2023 ASUN Baseball Player of the Year, Edrick Felix, who hit .366 with 25 home runs, 22 doubles and 83 RBI in their 60 games. Felix went on to be selected by the Chicago White Sox in the 14th round of the 2023 MLB draft. Eight of Romans' position players were given All-ASUN honors, as four were selected to the All-ASUN First Team. Three of those hitters were also named NCBWA All-Americans after their record-setting seasons.

ASSISTANT COACH/RECRUITING COORD.

## BRANDON ROMANS

 @Bromans08

**Education:** UCF, '09

**Playing Experience:** UCF (2007-2009)

**Coaching Experience:** UCF (2010-12, 2016); Jacksonville State (2013-15); Austin Peay (2017); Florida Gulf Coast (2018-2023)

**Family:** Wife (Emily); Son (Landon)

Under the tutelage of Romans, five Eagles were either drafted or signed as a result of the 2023 MLB Draft in July, the most by any mid-major school in the state of Florida. Throughout his career, he has now coached 58 players who have been drafted and 10 players who have been fortunate enough to the play in the big leagues.

During the 2022 season, five position players earned All-ASUN honors, two of them earning All-America honors in the process. Prior to arriving at FGCU, Romans was an assistant coach at Austin Peay for the 2017 season. That year, his team hit .287 and smacked a single-season program record 84 home runs as they ranked sixth in the nation in that category. They recorded notable wins against Mercer, Lipscomb, and ACC opponents N.C. State and Notre Dame.

From 2013 to 2015, Romans was the first assistant at Jacksonville State. During his time there he helped the Gamecocks record 98 victories, 55 conference victories, and a conference tournament championship in 2014.

In his first year at Jacksonville State, Romans coached two All-Americans in Michael Bishop and Travis Stout.

Romans began his coaching career at UCF as a volunteer assistant from 2010 to 2012, immediately followed his playing career for the Knights from 2007 to 2009. He would make his second stint at UCF during the 2016 season, that time as an assistant coach.

During his time at UCF, Romans helped engineer back-to-back NCAA tournament appearances in 2011 and 2012. The Knights won 45 games in 2012 and had the nation's highest road winning percentage (16-3, .842). Romans aided D.J. Hicks in earning a Dick Howser Trophy Semifinalist nomination in addition to his second consecutive All-America honor that year as well. During the 2011 season, UCF led the conference in home runs, doubles, runs scored and slugging percentage. The Knights also clinched a NCAA Tournament berth for the first time since 2004.

Romans spent three years as an outfielder at UCF where he had a career .314 batting average, hit 17 home runs and drove in 77 runs. As a senior in 2009, he hit .333 while leading the team in home runs (14) and RBI (49). The performance earned him Conference-USA Second Team All-Conference honors and a selection on the Johnny Bench Award Watch List.

Romans has a wife, Emily, and a son, Landon.



## COACHES & STAFF



**Chris Collazo** enters his first season as an assistant coach for the University of Pittsburgh's baseball program. In addition to being the first base coach, Collazo will work primarily with the infielders, hitters and will command defensive alignments. Chris has been in collegiate baseball for the last 12 years, spending this past season as an assistant coach and recruiting coordinator at the University of Delaware.

In his first season at Delaware, Collazo helped the Blue Hens clinch a berth in the conference tournament for the first time since 2018. Three of his position players would go on to earn all-conference honors, as the left side of his infield (shortstop JJ Freeman and third baseman Joey Loynd) would be named to the conference's first team. Loynd would also earn ABCA/Rawlings East All-Region Second Team Honors.

### ASSISTANT COACH

## CHRIS COLLAZO

@ChrisCollazo5

**Education:** Monmouth, '09

**Playing Experience:** Monmouth (2006-2009)

**Coaching Experience:** Felician College (2011);

**Wagner** (2012-2014); Villanova (2015); Mon-

**mouth** (2016-2022); Delaware (2023)

**Family:** Wife (N/A)

Prior to his year with Delaware, he spent the previous seven seasons at his alma mater, Monmouth. Collazo coached 15 players to all-conference (MAAC) selections during his tenure from 2016-2022. He began as an assistant coach in 2016 and was then promoted to assistant coach and recruiting coordinator in 2017. Collazo would remain in that role for the remainder of his time at Monmouth. He helped the Hawks win over 20 games in six out of his seven seasons while on the staff. During the 2020 season, where they only played 14 games, was the only season when they were unable to achieve that feat.

Five of Collazo's players earned All-MAAC honors during the 2022 season. During the 2021 season, Collazo mentored three position players who earned All-MAAC honors, this included a pair of first team selections. Freshman Dixon Black earned a Freshman All-American selection, a MAAC Rookie of the Year honor, and was named First Team All-MAAC. Alex Barker joined his teammate as a First Team All-MAAC selection and led the team in home runs with eight. Jalen Jenkins earned Second Team All-MAAC honors as he led Monmouth in hitting with his .359 batting average. The Hawks averaged 5.8 runs per game on the year and scored over 10 runs eight times throughout the 2021 season.

Under the tutelage of Collazo, a pair of Hawks earned 2019 Second Team All-MAAC selections in Zach Schild and Clay

Koniencki. Monmouth's 2018 squad saw successes at the plate as another pair of teammates earned all-conference honors. Shaine Hughes earned his second career First Team All-MAAC selection as transfer Kyle Norman earned Second Team All-MAAC honors. Monmouth's 30-win season included a 13-1 stretch at the end of the year to clinch the MAAC regular season title.

In Collazo's first season back with his alma mater in 2016, he led the MAAC's second best offense as Monmouth's team batting average (.277) was just two points below the conference lead. Three of his players, Dan Shea, Grant Lamberton, and Shaine Hughes earned First Team All-MAAC honors, with Lamberton and Hughes being the only unanimous selections in the conference. Shea and Lamberton were also named to the 2016 ABCA/Rawlings NCAA Division I East All-Region Second Team.

He spent the 2015 season with Villanova where he worked with the hitters and defense, and helped two of his players earn All-Big East honors. The Wildcats saw a 28-point jump in batting average from the previous year during his only season with the program.

Prior to his stint at Villanova, Collazo spent three years at Wagner as an assistant coach who worked closely with the hitters and infielders. Collazo's offense improved from his first year to his second, as the team showed jumps in batting average, slugging percentage, on-base percentage and extra base hits. While at Wagner, Collazo coached Ian Miller who was an all-conference player and Seattle Mariners draft pick.

Collazo spent his first collegiate season as an assistant coach at Felician College in 2011. He helped them to a 24-win season and aided three hitters to all-conference selections. He would spend the fall at Seton Hall before he began at Wagner the following year.

A 2009 graduate of Monmouth, Collazo finished his career tied for the program record in hits with 247. While that record has since been broken, his 247 hits are still good for second all-time in Monmouth baseball history. He was a first team all-conference selection in 2008 and 2009, a First Team All-NJCBA selection in 2009 and earned NJCBA All-Rookie honors as a freshman in 2006. Collazo was a part of two conference championship teams while at Monmouth in 2007 and 2009 and was the conference tournament MVP for his play during the NEC conference tournament in 2009.



**COACHES & STAFF**



ASSISTANT COACH

# DEVIN MESORACO

**Playing Experience:** Cincinnati Reds (2011-2018); New York Mets (2018)

**Coaching Experience:** Pitt (2020-present)

**Family:** Wife (Kira); Son (Luke)

**Devin Mesoraco** is entering his first season as an assistant coach and his fourth season as a member of the Pitt baseball coaching staff after being promoted from volunteer assistant to assistant coach this August.

Mesoraco was named the baseball volunteer assistant coach in September of 2020 and worked primarily with the program's catchers. In this new role he will continue to work with the program's catchers, while also serving as the bench coach with a focus on in-game offensive and defensive strategies.

The catching tandem of Jayden Melendez and Johnny Long III saw success both at the dish and behind it last season. Melendez was one of five Panthers last year to hit double digit home runs (10), he drove in 22 runs, slugged .550 and had a .909 OPS in addition to that. Long III recorded 23 hits, scored 14 runs, had 12 RBI and hit two home runs last season as well. The tandem each threw out seven would-be base stealers this past season, and were a calming presence behind the plate for the Panther pitching staff.

In 2022, catcher Tatem Levins was selected in the eighth round (No. 246) of the 2022 MLB Draft by the Seattle Mariners. Levins started all 56 games for the Panthers, leading the squad in batting average (.321), slugging percentage (.613), OPS (1.048), hits (68), extra base hits (27), home runs (16) and total bases (130).

Mesoraco joined the Panthers after spending eight years as a catcher in the big leagues. He made his MLB debut with the Cincinnati Reds on Sept. 3, 2011 and spent nearly his entire career with the organization before ending it with the Mets in 2018. He was selected to the MLB All-Star Game in 2014 and finished that season with 25 home runs and 80 runs batted, leading all major league catchers in home runs and slugging percentage (.534). He wrapped up his professional tenure with a career-batting average of .232, 58 homers and 192 RBI's.

Selected by the Reds with the 15th overall pick of the 2007 MLB Draft, Mesoraco had a decorated prep career at nearby Punxsutawney Area High School. He set school records in walks, runs, hits, doubles, home runs and stolen bases. As a senior he led the Chucks to the PIAA Class AAA State Championship and was named the Pennsylvania Gatorade Player of the Year.

Mesoraco lives in Pittsburgh with his wife Kira and son Luke.



## COACHES & STAFF



### GRADUATE MANAGER

## SKY DUFF

**Playing Experience:** Pitt (2019-2023)

**Sky Duff** spent the entirety of his five-year collegiate career at the University of Pittsburgh, breaking numerous school records and earning multiple individual and team awards during his time at Pitt. His name is littered all throughout the Pitt baseball record book.

He ranks first all-time in walks (171) and doubles (54), second all-time in career games played (213) and at-bats (794), third all-time in games started (207), fifth all-time in runs scored (163), eighth all-time in hits (226), and 13th all-time in total bases (314). Along with these accolades, Duff finished his career with 10 home runs, 10 stolen bases, two triples and 95 RBI while hitting .285 with a .420 on-base percentage.

Following what was arguably his best year at Pitt, in 2021, the then-junior earned ABCA/Rawlings All-East Region Second Team and All-ACC Third Team honors at third base. Duff recorded single-season career highs in many offensive statistical categories as he batted .366 and slugged .524 with 60 hits and 18 doubles while he maintained his .461 on-base percentage. He ended the season with active 21-game on-base and 13-game hit streaks, ranking fourth in the ACC in on-base percentage and fifth in the ACC in batting average.

Duff started in all 55 of the Panthers' games as a graduate student last season, collecting 55 hits, 54 runs scored, 47 walks, 25 RBI, 15 doubles and five home runs. He recorded the first three-double game of his career in a win against

Harvard early in the season, as he went 3-6 and drove in three runs.

Duff hit leadoff home runs against Georgia Tech and Notre Dame last year, the most in a single season for the fifth-year senior. His leadoff bomb against Notre Dame came in Pitt's opening game of the 2023 ACC Tournament, Duff would go 3-4 on the day with a walk and two runs scored as Pitt won 9-5. In the preceding game of the ACC Tournament, against No. 1 Wake Forest, Duff barreled up another ball in the first inning. That one would fall short of the wall but as he rounded first and cruised into second, he became Pitt's all-time leader in doubles.

The Shamong, NJ native played high school ball at Bishop Eustace Prep in Pennsauken, NJ. Freshman catcher, Sebastian Pisacreta, started his high school career there as well. Duff was a four-year varsity player at Bishop Eustace and helped lead them to two conference championships.



## COACHES & STAFF



The former All-ACC pitcher will begin his first season as the baseball program's Director of Player Development.

Gilbertson spent the last three years of his collegiate career at the University of Pittsburgh as he etched his name in the Pitt baseball record books. He finished his career eighth all-time in wins (17), 13th all-time in strikeouts (180) and 14th all-time in games started (32) and innings pitched (205.1).

Following his graduation in the spring of 2022, Gilbertson went out West to be an assistant coach with the Las Vegas Baseball Academy. There, he would run practices, camps, games and summer leagues for youth baseball players of all ages. During that time, Gilbertson was also an assistant trainer at Greathouse Physical Therapy and Sport Science where he would write and direct workout programs and progressions for youth, high school and collegiate baseball players.

Gilbertson was hired last August to be the head assistant baseball coach at the University of Saint Katherine in San Marcos, California for the 2023 season. While on staff last season, the Firebirds won 17 games and had a number of both team and individual accolades. One of his infielders, Jacob McLeod, earned an All-Conference Honorable Mention for his play last season. As his catcher, Michael Bennin, was an All-Defensive Team selection, named The California Pacific Conference Champion of Character and worked the most single season walks in program history (29). The team also threw out 30 would-be base stealers last year, a single-season program record.

After the conclusion of Saint Katherine's 2023 season, Gilbertson signed a contract with the Hroši Brno Baseball Club in the Czech Republic. In his one summer with the club, he threw two complete games, struck out 64 batters and maintained a 3.11 ERA over 55 innings pitched.

The Henderson, Nevada native was named an All-ACC and ABCA/Rawlings All-Region Pitcher following of his fifth-year senior season in 2022. Gilbertson posted a team-best

## DIRECTOR OF PLAYER DEVELOPMENT MATT GILBERTSON

**Education:** Pitt, '22

**Playing Experience:** College of Southern Nevada (2018-2019), Pitt (2020-2022)

9-3 record, with four of those wins coming against ranked opponents (No. 5 Virginia, No. 5 Louisville, No. 7 Georgia Tech and No. 20 Clemson), while also lead the in ERA (3.74), WHIP (1.17), starts (15), innings pitched (96.1) and strikeouts (88). Matt ranked among the national leaders in walks allowed per nine innings (8th - 1.03) and strikeout-to-walk ratio (12th - 7.91). He also ranked among the ACC leaders in wins (T-3rd - 9), innings pitched (4th - 96.1), innings per game (1st - 6.42), games started (T-8th - 15), strikeouts (T-8th - 88), strikeouts looking (2nd - 37), walks allowed (T-2nd - 11), shutouts (T-1st - 1) and complete games (T-1st - 1).

Gilbertson started in all 13 of the games he appeared in as a senior in 2021, as he led the team in innings pitched (85.0) and wins (6). Ranking seventh in the ACC in innings pitched and ninth in the ACC in wins. Gilbertson struck out 72 batters while finishing with a 4.45 ERA and a 1.29 WHIP.

In his first year at Pitt, Gilbertson was only able to appear in four games due to the COVID-shortened season of 2020. In those four appearances he made all four starts and struck out 20 batters while leading the team in ERA (1.13) and innings pitched (24.0).

His team-leading ERA and innings pitched were also good enough to rank him 6th in the ACC in those categories.

Prior to his arrival at the University of Pittsburgh, Gilbertson spent two years at the College of Southern Nevada from 2018-2019. He was a two-time Second Team All-SWAC selection and was named the Region-18 Postseason Most Outstanding Pitcher during his time there. As a sophomore he finished with a 10-1 record and had 75 strikeouts over 71.2 innings while maintaining a 2.39 ERA. As for his freshman year, Gilbertson held a 1.76 ERA and had a 5-2 record over 56.2 innings of work.

Gilbertson played at Green Valley High School in Henderson, Nevada where he was named First Team All-Southern Nevada in his junior and senior years. He also earned USA Today First Team All-Nevada Pitcher and Second Team All-Sunrise Region DH selections during his senior year, finishing with a 9-1 record and a 1.43 ERA over 50.1 innings pitched.



## COACHES & STAFF



DIRECTOR OF OPERATIONS

# JACK ANDERSON

**Education:** Pitt, '22

**Playing Experience:** Northwestern (2019-2020); State College of Florida (2021); Pitt (2022-2023)

**Jack Anderson** was hired as Director of Baseball Operations for Pitt baseball in December of 2023 by head coach **Mike Bell**.


In this role, Anderson will direct the team's day-to-day operations including itineraries, team travel, budget planning and coordinating community service events. He will also be the primary team liaison with the compliance, equipment, marketing and media relations departments.

For the past two seasons Anderson had become a staple in the Panthers' lineup. He played in 105 of Pitt's 111 games during that stretch, starting in 97 of those games. While at Pitt, Anderson batted .288 with 102 hits, 18 doubles, 12 home runs, 61 RBI and 84 walks. His 84 free passes in his two seasons for the Panthers rank him 15th all-time in walks in Pitt history.

As a senior, Anderson played and started in all 55 of Pitt's games last season, hitting .295 with six home runs, 35 RBI and 10 doubles. His 55 walks last year were the most in the single season by a Panther in program history.

The Mars, PA native played at Northwestern and State College of Florida before he came home for his final two years of collegiate baseball. He played in 19 games and started in 11 of them as a freshman for Northwestern in 2019. During his only year at State College of Florida in 2021, Anderson hit .314 with 59 hits, 15 doubles, 46 runs, five home runs and a .495 slugging percentage.

Anderson was a three-year all-section selection at local Mars Area High School for the Fightin' Planets. He helped them make their first WPIAL Championship appearance in school history, finishing as the WPIAL 5A Runner-Ups in 2017. He received four varsity letters while also serving as a team captain.



Left to right: Sky Duff, Chris Collazo, Mike Bell, Brandon Romans, Devin Mesoraco and Matt Gilbertson

**COACHES & STAFF**



**SPORT ADMINISTRATOR**  
**KATIE STUMPP**

**Katie Stumpp** was promoted to Associate Athletic Director of Administration in April 2021 and has oversight over baseball, spirit and band programs, and departmental oversight of Event Management and Camp Operations. She serves as a member of the Senior Leadership Team and Sport Administration team.

In 2020, Stumpp received her first promotion to Associate Athletic Director of Event Management, Camps and Operations. In this role she added the responsibility of leading the Event Management department and standardizing processes and procedures across 14 sports.

Upon initially arriving at Pitt, Stumpp was the Director of Sports Camps and developed the Pitt Sports Camps department within athletics. Stumpp guided the transition from coaches owning the sports camps to the University owning and operating the sports camps. Pitt Sports Camps is responsible for all camp operations, registration, website, marketing, hiring of student-athletes and contractors, and ensuring all state clearance requirements are met by the camps staff.

Prior to her arrival at Pitt, Stumpp spent time in the Compliance Department at Purdue University as the Assistant Director of Camps and Compliance, developing and imple-

menting the Time Management Plan process, revamping camps and clinics policies and procedures, and managing all compliance monitoring efforts. Additionally, Stumpp was responsible for the Student Athlete Internship program.

Stumpp also spent time at The Ohio State University as the Associate Director of Event Management from 2014-15, overseeing more than 1000 event staff for all 32 sports and the event management for five sports. Stumpp came to OSU after her initial stint at Purdue University in the Event Management department as the Facilities Utilization Manager.

Stumpp was a member of the 2010-11 NCAA post-graduate intern program and began her career in 2008 as the personal family assistant to former NBA Coach Jim O'Brien and his family.

A 2008 graduate of Marietta College with a Bachelor of Arts degree in Organizational Communications and Sport Management.

The Wheeling, W.V., native, Stumpp and her husband, Nick O'Malley, reside in Mt. Lebanon and have two kids, Nevin and Willow.



**STRENGTH & CONDITIONING**  
**TAYLOR GOSSMAN**

**Taylor Gossman** joined the University of Pittsburgh strength and conditioning staff in October of 2018 as an assistant strength and conditioning coach. Gossman oversees all aspects of strength and conditioning for baseball, cross country and track & field (jumping events, multis and pole vault).

Prior to Pitt, Gossman spent two years as a graduate assistant strength and conditioning coach at Mississippi State University from 2016-18. While at MSU, he worked directly with baseball, men's golf, women's soccer, and track and field. During his time as a GA at MSU, he was a part of a Super Regional appearance in 2017 and a College World Series appearance in '18 with baseball, as well as men's golf's first team postseason appearance in five years in '17 and women's soccer's best season finish in 16 years. Prior to working with Olympic sports, Gossman served as a strength and conditioning intern with Mississippi State's football team

from 2015-16. Before his internship at MSU, Gossman worked as a strength and conditioning coach at F.J. Reitz High School in Evansville, Ind., where he worked with seven varsity teams.

Gossman earned his master's degree in health promotion from Mississippi State University, and his bachelor's degree in exercise science from the University of Southern Indiana. He also holds certifications from the National Strength and Conditioning Association (CSCS), Titleist Performance Institute (TPI Lv.1) and American Red Cross (First Aid/CPR/AED).

## COACHES & STAFF



### ATHLETIC TRAINOR **MARK RICE**

**Mark Rice** joined the University of Pittsburgh athletic department in 2022 as the athletic trainer for the University of Pittsburgh baseball team, the second full-time athletic trainer in program history.

Rice got his athletic training career started at Pitt, as he served as a graduate assistant athletic trainer from 2001-03, rendering sports medicine services to both the football and baseball programs.

After serving as the head certified athletic trainer at Seneca Valley High School for a year, Rice spent over four years as an assistant athletic trainer at Temple. During his stint with the Owls, Rice was the head athletic trainer for baseball, assistant for football and co-trainer for men's and women's tennis and crew. He also oversaw graduate assistant athletic trainers for men's and women's gymnastics, men's and women's soccer and softball.

In addition to his experience in collegiate sports, Rice has worked as a clinical specialist for elizur, a certified orthotic fitter for Allegheny Health Network and a Casual Call Athletic Trainer.

Prior to rejoining the Panthers, Rice served in a dual role as an independent sales representative and business development representative for CB Orange Athletic Solutions. He also founded Brozone, the Pittsburgh-area mobile leader in athletic sports equipment.



### ACADEMIC COUNSELOR **GUNNAR GEYER**

**Gunnar Geyer** joined the University of Pittsburgh's Academic Support Service department in October of 2022 as a Learning Specialist and the Tutorial Coordinator.

Prior to coming to ASSSA, Gunnar worked at the University of Pittsburgh at Johnstown campus as an Academic and Career Counselor, First-Gen Coordinator, and Athletics Advisor. In his first year at Pitt Johnstown, Gunnar was awarded the Staff Advisor of the Year Award for his advising work with student-athletes and undeclared students.

A 2018, Bachelor of Science in Public Health and 2020, Masters in Student Affairs in Higher Education graduate of Slippery Rock University, Gunnar served as a student assistant for the men's basketball program. During his 3 years, Gunnar played an integral part in all basketball operations.

A Pittsburgh native, Gunnar resides in Allison Park.

## COACHES & STAFF



### NUTRITION

## RACHEL LUONG

**Rachel Luong MS, RD** joined the University of Pittsburgh Department of Athletics in July 2023 as the 2023-2024 Gatorade SNIP fellow. She works primarily with baseball, women's lacrosse, and cross country teams, and assists with the football team.

Prior to Pitt, Luong graduated from the University of Indianapolis' dietetic internship program in May 2023, with a concentration in sport nutrition. While there, she worked as the sport nutrition intern for UIndy's men and women basketball team and spent time with Ascension St. Vincent Sports Performance.

Luong graduated in 2022 with a concurrent bachelor's and master's degree in dietetics and exercise science at Iowa State University, where she was also a sports nutrition volunteer for the football and tennis team.



### STRATEGIC COMMUNICATIONS

## DOMINIC PASQUALE

**Dominic Pasquale** joined the University of Pittsburgh in July of 2023 as an Assistant Director of Strategic Communications, serving as the primary contact for the Pitt baseball program and as the third contact for the Pitt football program.

Pasquale stays at Pitt after serving as an intern in the media relations department for the past two years. As an intern in April of 2023, Pasquale was asked to assume the role of Pitt baseball sports information director for the remainder of their season. In this elevated role, he would run the day-to-day media operation for the Pitt baseball program.

As a student, Pasquale worked various sporting events, learning gameday operation skills, helping with office tasks and would get to work the First and Second Rounds of the NCAA March Madness Tournament. He worked every Pitt football home game during the 2021 and 2022 seasons, assisting with press box operations, helping with social media output and serving as the liaison for visiting sports information directors.

Pasquale graduated from the University of Pittsburgh in December of 2022 with a bachelor's degree in professional and media communications. Prior to arriving at Pitt, he attended Butler County Community College where he played baseball for two years.

Pasquale currently resides in Zelienople.

## 2024 Pitt Baseball Numerical Roster

No.	Name	Year	Pos.	B/T	Ht.	Wt.	Hometown/High School (Previous School)
1	Tyler Bischke	SR	INF	R/R	6-0	187	Pittsburgh, PA/Hampton (New Orleans)
2	Keeton Burroughs	FR	INF	R/R	5-8	155	Odessa, FL/Calvary Christian
4	Jake Kendro	SO	INF	R/R	6-0	177	North Huntingdon, PA/Norwin (Tennessee)
5	Austyn Winkleblech	FR	OF	R/R	5-10	153	Canonsburg, PA/Canon-McMillan
6	Dom Popa	SR	OF	L/L	5-11	177	Pittsburgh, PA/Seton-LaSalle
8	C.J. Funk	SR	OF	R/R	6-1	220	Bellefonte, PA/Bellefonte Area
9	Jonah St. Antoine	FR	INF	L/R	5-10	182	Grand Rapids, MI/Forest Hills Northern
11	Bryce Rudisill	FR	INF	L/R	5-11	202	Gettysburg, PA/Gettysburg Area
13	Justin Fogel	SR	C	L/R	6-0	195	Yardley, PA/Pennsbury (Penn State Abington)
14	Ryan Zuckerman	FR	INF	R/R	6-4	207	Yardley, PA/Pennsbury
15	Ethan Firoved	JR	LHP	L/L	6-0	207	Virginia Beach, Va./First Colonial (Tallahassee Community College)
16	Anthony LaSala	SO	INF	R/R	5-10	157	Aliquippa, Pa./Hopewell
17	Kyle Mosley	SR	RHP	R/R	6-2	154	Mansfield, Texas/Lake Ridge (Hill College)
18	Sebastian Pisacreta	FR	C	R/R	6-0	220	Moorestown, NJ/TNXL Academy
19	Gavin Chillot	FR	RHP	R/R	5-9	170	Springbrook Township, PA/North Pocono
20	Joey Cincimino	FR	RHP	R/R	5-10	175	Staten Island, NY/St. Joseph by the Sea
21	Turner Grau	GR	OF	L/R	6-3	190	Pittsburgh, PA/Avonworth (Youngstown State)
23	Chris Baker	GR	OF	L/R	5-10	189	Moorestown, NJ/ Moorestown (Virginia)
24	Ryan Partridge	GR	LHP	R/L	6-2	240	Wexford, PA/ North Allegheny (Penn State)
26	Will Hummel	FR	RHP	R/R	6-4	194	Mechanicsburg, PA/ Mechanicsburg Area
27	Matt Porter	JR	LHP	L/L	5-11	200	Crystal Lake, IL/Prairie Ridge (Lakeland College)
28	Phil Fox	R-SO	RHP	R/R	5-9	183	Ruffs Dale, PA/Hempfield Area (Gardner Webb)
29	Ryan Andrade	JR	RHP	R/R	6-2	157	Middletown, RI/Middletown (Rhode Island)
30	Matthew Fernandez	SR	RHP	R/R	6-0	194	Miami, FL/Florida Christian (Miami Dade Community College)
31	Kyle Demi	JR	RHP	R/R	6-2	229	Wexford, PA/North Allegheny
32	Erubiel Candelario	GR	RHP	R/R	6-1	188	Bronx, NY/Kipp (Marist College)
33	Luke Cantwell	JR	INF	L/R	6-0	197	Warrington, PA/Archbishop Wood (Fairleigh Dickinson)
34	Kayden Faulcon	FR	RHP	R/R	5-11	209	Yardley, PA/Pennsbury
35	Jayden Melendez	JR	C	R/R	5-9	185	Miami, FL/Westminster Christian (Florida International)
38	Holden Phelps	SR	RHP	R/R	6-6	200	Crystal Lake, IL/Prairie Ridge (Missouri)
39	Richie Dell	GR	RHP	R/R	6-2	198	Bridgeville, PA/South Fayette (Kent State)
40	Ryan Reed	SO	LHP	L/L	6-3	218	Ridley Park, PA/The Haverford School
43	Jack Sokol	SR	RHP	R/R	6-4	208	New Albany, OH/New Albany (Pensacola State)
44	Aidan Coleman	FR	RHP	R/R	6-1	203	San Antonio, TX/Reagan
45	Ben Kovel	GR	RHP	R/R	5-11	197	Merrick, NY/Sanford H. Calhoun (Fordham)
47	Gavin Lill	SO	RHP	R/R	6-4	227	West Chester, PA/West Chester East
48	Nathan Beime	GR	LHP	L/L	6-2	229	St. Mary's, PA/St. Mary's Area (Columbia)
55	Josh Spiegel	GR	C/INF	R/R	6-2	234	Harrison City, PA/Penn Trafford (Penn State)

Head Coach: Mike Bell (6th season)

Assistant Coach/Recruiting Coordinator: Brandon Romans (1st season)

Assistant Coach: Chris Collazo (1st season)

Assistant Coach: Devin Mesoraco (4th season)

Graduate Manager: Sky Duff (1st season)

Director of Player Development: Matt Gilbertson (1st season)

Director of Baseball Operations: Jack Anderson (1st season)

Athletic Trainer: Mark Rice (2nd season)

Strength & Conditioning Coach: Taylor Gossman (6th season)



1 Tyler BISCHKE



2 Keeton BURROUGHS



4 Jake KENDRO



5 Austyn WINKLEBLECH



6 Dom POPA



8 C.J. FUNK



9 Jonah ST. ANTOINE



11 Bryce RUDISILL



13 Justin FOGEL



14 Ryan ZUCKERMAN



15 Ethan FIROVED



16 Anthony LASALA



17 Kyle MOSLEY



18 Sebastian PISACRETA



19 Gavin CHILLOT



20 Joey CIANCIMINO



21 Turner GRAU



23 Chris BAKER



24 Ryan PARTRIDGE



26 Will HUMMEL



27 Matt PORTER



28 Phil FOX



29 Ryan ANDRADE



30 Matthew FERNANDEZ



31 Kyle DEMI



32 Erubiel CANDELARIO



33 Luke CANTWELL



34 Kayden FAULCON



35 Jayden MELENDEZ



38 Holden PHELPS



39 Richie DELL



40 Ryan REED



43 Jack SOKOL



44 Aidan COLEMAN



45 Ben KOVEL



47 Gavin LILL



48 Nathan BEIMEL



55 Josh SPIEGEL



HC Mike BELL



AC Brandon ROMANS



AC Chris COLLAZO



AC Devin MESORACO

# PLAYER PROFILES





#6 OUTFIELDER  
**DOM POPA**

L/L • SR • 5-11

PITTSBURGH, PA. • SETON-LASALLE



**Career:** Has played in 86 games with 44 starts ... Has collected 33 hits, including two home runs, eight doubles, and one triple, to go along with 35 walks, 18 RBI and 39 runs scored.

**2023:** Played in 39 games, made 27 starts ... Hit 2 home runs, had 10 RBI, worked 20 walks ... Had two outfield assists and did not commit an error ... Ended the season by hitting solo home runs in back-to-back games in the ACC Tournament ... Had first multiple-hit game of the season in a win against Harvard (2/26), went 2-4 with two runs and an RBI ... Went 2-4 with a double and a run scored in a win at Georgia Tech (5/6) ... Recorded two-hit game in series-opener at NC State (5/18) ... Hit a solo home run and first of his career in ACC Tournament win over Notre Dame (5/24) ... Hit solo home run against No. 1 Wake Forest (5/25) in ACC Tournament game.

**2022:** Played in 47 games with 17 starts ... Slashed .262/.444/.475 on the season and recorded 16 hits, including five doubles and a triple, to go along with 14 walks, eight RBI and 20 runs scored ... Logged his first career hit at High Point (3/9) ... Hit his first career triple against West Virginia (4/20) ... Went 3-for-3 with his first career double at Miami (4/23) ... Doubled for one of two hits against Oakland (5/4) ... Went 2-for-4 with a double and a run scored against Georgia Tech (5/20).

**2021:** Appeared in 12 games ... Drew a walk and scored four runs.

**Prior to Pitt:** Played at Seton LaSalle High School ... Helped team win the 2019 WPIAL AA Championship ... Had a .450 batting average ... Played for the Keystone State Bombers and Shoff Construction Chuckers ... Named Almanac Rookie of the Year and to the all-section team all three years ... Was a member of the National Honor Society and graduated with high honors ... Brother, Nico, and father, Alan, also played baseball at Pitt.



**POPA'S CAREER HIGHS**

Runs ..... 2 ..... 4x, last vs. Mount St. Mary's (3/4/23)  
Hits ..... 3 ..... at No. 5 Miami (4/23/22)  
2Bs ..... 1 ..... 8x, last at Georgia Tech (5/6/23)  
3Bs ..... 1 ..... vs. West Virginia (4/20/22)  
HRs ..... 1 ..... 2x, last vs. No. 1 Wake Forest (ACCT) (5/25/23)  
RBI ..... 2 ..... 2x, last vs. Maine (2/18/23)  
Walks ..... 3 ..... vs. Mount St. Mary's (3/4/23)  
Steals ..... 1 ..... 4x, last vs. Notre Dame (4/7/23)  
Putouts ..... 9 ..... vs. Louisville (5/25/22)  
Assists ..... 1 ..... 2x, last at NC State (5/18/23)

**H2P™**

**POPA'S CAREER STATS**

YEAR	AVG	GP-GS	AB	R	H	2B	3B	HR	RBI	SLG%	BB	HBP	SO	GDP	OB%	SF	SH	SB	PO	A	E	FLD%
2021	.000	12-0	6	4	0	0	0	0	0	.000	1	1	3	0	.250	0	0	0	1	0	0	1.000
2022	.262	35-17	61	16	16	5	1	0	8	.377	14	6	20	0	.444	0	2	2	50	0	0	1.000
2023	.191	39-27	89	19	17	3	0	2	10	.292	20	3	27	0	.357	0	4	2	58	2	0	1.000
<b>Total</b>	<b>.212</b>	<b>86-44</b>	<b>156</b>	<b>39</b>	<b>33</b>	<b>8</b>	<b>1</b>	<b>2</b>	<b>18</b>	<b>.314</b>	<b>35</b>	<b>10</b>	<b>50</b>	<b>0</b>	<b>.388</b>	<b>0</b>	<b>6</b>	<b>4</b>	<b>109</b>	<b>2</b>	<b>0</b>	<b>1.000</b>


# RETURNER BIOS



#8  
OUTFIELDER  
**CJ FUNK**

R/R • SR • 6-1

BELLEFONTE, PA. • BELLEFONTE AREA



**Career:** Has played in 109 career games with 100 starts ... Career slash line of .274/.441/.522 ... Has tallied 94 career hits with 23 doubles, four triples and 18 home runs to go along with 90 walks, 67 RBI and 84 runs scored.

**2023:** Played and started in all 55 games during his junior season ... Hit 13 home runs, 14 doubles, one triple, had 43 RBI, scored 48 runs, and slugged .549 ... Collected 13 multiple-RBI games and 10 multiple-hit games ... Hit a grand slam in home opener vs Bucknell (2/28) ... Went 3-5 with a two-run shot in comeback win vs Notre Dame (4/8) ... Hit a solo home run and went 3-4 with two runs scored at No. 7 Virginia (4/16) ... Went 3-3 with 3 RBI, including an RBI triple, vs California (4/30) ... Hit a solo home run at PNC Park vs Penn State (5/16).

**2022:** Started 45 of the 46 games he played in ... Slashed a career-best .298/.476/.631 with a career-high 42 hits, including nine doubles, three triples and five home runs, to go along with 41 walks, two stolen bases, 24 RBI and 35 runs scored ... Logged his first career hit against Canisius (2/19) ... Drove in his first career run against Canisius (2/20) ... Went 2-for-3 with his first career triple and drove in a career-high four runs against Lipscomb (2/26) ... Hit his first two career doubles in a 3-for-5 performance that included two RBI ... Went 2-for-2 with a double, drove in a run and scored a career-high three runs against Bucknell (3/15) ... Hit his first career home run against Virginia Tech (3/19) ... Put together a midseason nine-game hitting streak that included three multi-hit efforts.

**2021:** Appeared in eight games.

**Prior to Pitt:** Played at Bellefonte Area High School ... Led the PIAA in homers in 2018 ... Named a three-time Mountain League All-Star ... Finished his high school career with a .408 average, 13 home runs, 84 hits and 60 RBI ... WWBA Champions Northeast Qualifier while playing for Flood City, where he was a three-time All-Tournament Team selection for Perfect Game.



## FUNK'S CAREER HIGHS

Runs.....3.....6x, last at Duke (3/31/23)  
Hits.....3.....8x, last vs. Cal (4/30/23)  
2Bs.....2.....3x, last vs. West Virginia (4/19/23)  
3Bs.....1.....4x, last vs. Cal (4/30/23)  
HRs.....1.....18x, last vs. Penn State (5/16/23)  
RBI.....4.....3x, last vs. Notre Dame (4/6/23)  
Walks.....3.....5x, last at Youngstown State (4/4/23)  
Steals.....1.....6x, last at Kent State (4/11/23)  
Putouts.....6.....3x, last vs. Penn State (5/16/23)  
Assists.....1.....6x, last at NC State (5/18/23)



## FUNK'S CAREER STATS

YEAR	AVG	GP-GS	AB	R	H	2B	3B	HR	RBI	SLG%	BB	HBP	SO	GDP	OB%	SF	SH	SB	PO	A	E	FLD%
2021	.000	8-0	7	1	0	0	0	0	0	.000	0	1	6	0	.125	0	0	0	0	0	0	.000
2022	.298	46-45	141	35	42	9	3	5	24	.511	41	7	51	2	.476	0	0	2	76	2	3	.963
2023	.267	55-55	195	48	52	14	1	13	43	.549	49	6	72	2	.425	2	0	4	122	6	4	.970
<b>Total</b>	<b>.274</b>	<b>109-100</b>	<b>343</b>	<b>84</b>	<b>94</b>	<b>23</b>	<b>4</b>	<b>18</b>	<b>67</b>	<b>.522</b>	<b>90</b>	<b>14</b>	<b>129</b>	<b>4</b>	<b>.441</b>	<b>2</b>	<b>0</b>	<b>6</b>	<b>198</b>	<b>8</b>	<b>7</b>	<b>.967</b>



**#15 LEFT-HANDED PITCHER**  
**ETHAN FIROWED**

**L/L • JR • 6-0**

**VIRGINIA BEACH, VA • FIRST COLONIAL  
(TALLAHASSEE COMMUNITY COLLEGE)**



**2023:** Made 19 appearances during his sophomore campaign ... Made three starts ... Struck out 34 batters over 33 innings ... Struck out a career high nine batters in start vs. Harvard (2/25), allowed one run on four hits over five innings ... Threw a number of scoreless outings during the second half of the season ... Pitched a 1-2-3 inning in relief vs. West Virginia (4/19) at PNC Park ... Threw 2.2 scoreless innings in relief vs. No. 12 West Virginia (5/10), allowed 2 hits while he struck out four ... Threw two scoreless innings vs. No. 11 Miami (5/14), struck out one batter and only surrendered three hits.

**Prior to Pitt:** Made 15 appearances and 13 starts on the mound at Tallahassee Community College in 2022, going 10-3 with one complete game and 96 strikeouts over 76.2 frames en route to Panhandle Conference Pitcher of the Year honors ... Earned First Team All-State and Virginia Co-Player of the Year at First Colonial in 2019.



**FIROWED'S CAREER HIGHS/LOWS**

IP ..... 9 ..... vs. Northwest Florida State College (4/23/22)\*  
Hits ..... 0 ..... last vs. West Virginia (4/19/23)  
Runs ..... 0 ..... 10x, last vs. NC State (5/18/23)  
ER ..... 0 ..... 11x, last vs. NC State (5/18/23)  
Walks ..... 0 ..... 8x, last vs. NC State (5/18/23)  
Ks ..... 10 ..... vs. Shelton State Community College (2/11/22)\*  
Pitches ..... 80 ..... at Youngstown State (4/4/23)

**SEASON**

App ..... 19 ..... 2023  
Wins ..... 10 ..... 2022\*  
Starts ..... 13 ..... 2022\*  
Saves ..... -- ..... --

\* at Tallahassee State Community College

**H2P™**

**FIROWED'S CAREER STATS (TALLAHASSEE CC, 2022; PITT, 2023)**

YEAR	ERA	W-L	APP	GS	CG	SHO	SV	IP	H	R	ER	BB	SO	2B	3B	HR	BF	BAVG	WP	HBP	BK	SFA	SHA
2022	3.40	10-3	15	13	1	1	0	76.2	58	35	29	38	96	-	-	4	-	.212	7	4	1	-	-
2023	8.73	0-1	19	3	0	0	0	33.0	49	37	32	31	34	12	0	5	181	.338	7	4	0	1	0

# RETURNER BIOS



#16 INFIELDER

ANTHONY LASALA

R/R • SO • 5-10

ALIQUIPPA, PA • HOPEWELL



**2023:** Made 40 starts as a true freshman ... Helped turn 24 doubles plays while playing up the middle ... Scored 15 runs, had 11 RBI, hit five doubles, one triple, and one home run ... Finished second in the ACC in sacrifice bunts with nine ... Had two consecutive multi-hit games to start career ... Went 3-4 with a double and 2 RBI vs Maine (2/17) in first collegiate game then went 2-5 against Maine (2/18) in second career game ... Went 2-5 with an RBI double in a win at Duke (3/31) ... Had an RBI triple at NC State (5/19) ... Hit first career home run in the regular season finale at NC State (5/20).

**Prior to Pitt:** Played four years at Hopewell, guiding team to a WPIAL championship in 2021 after a runner-up finish in '19 ... Hit .382 with 40 runs scored and went 5-4 on the mound with a 1.39 ERA as a senior ... Earned all-section honors as both a junior and senior and was recognized as a Pittsburgh Post-Gazette Finest 10.



## LASALA'S CAREER HIGHS

Runs.....2.....3x, last at Youngstown State (4/4/23)  
 Hits.....3.....vs. Maine (2/17/23)  
 2Bs.....1.....5x, last at Georgia Tech (5/5/23)  
 3Bs.....1.....at NC State (5/19/23)  
 HRs.....1.....at NC State (5/20/23)  
 RBI.....2.....vs. Maine (2/17/23)  
 Walks.....2.....2x, last at Youngstown State (4/4/23)  
 Steals.....1.....2x, last vs. Cal (4/28/23)  
 Putouts.....5.....at NC State (5/20/23)  
 Assists.....9.....vs. Notre Dame (ACCT) (5/24/23)



## LASALA'S CAREER STATS

YEAR	AVG	GP-GS	AB	R	H	2B	3B	HR	RBI	SLG%	BB	HBP	SO	GDP	OB%	SF	SH	SB	PO	A	E	FLD%
2023	.149	43-40	121	15	18	5	1	1	11	.231	12	5	25	2	.252	1	9	2	60	98	5	.969
<b>Total</b>	<b>.149</b>	<b>43-40</b>	<b>121</b>	<b>15</b>	<b>18</b>	<b>5</b>	<b>1</b>	<b>1</b>	<b>11</b>	<b>.231</b>	<b>12</b>	<b>5</b>	<b>25</b>	<b>2</b>	<b>.252</b>	<b>1</b>	<b>9</b>	<b>2</b>	<b>60</b>	<b>98</b>	<b>5</b>	<b>.969</b>



**#17 RIGHT-HANDED PITCHER**  
**KYLE MOSLEY**

**R/R • SR • 6-2**  
 MANSFIELD, TX • LAKE RIDGE  
 (HILL COLLEGE)



**2023:** Was the Panther's Sunday starter ... Made 13 starts in his 14 appearances, struck out 45 batters over his 54.1 innings of work ... Had a season high seven strikeouts against both No. 11 Miami (5/14) and California (4/30) ... Threw 5.2 strong innings against Notre Dame (4/7), struck out four batters, surrendered only one run on four hits.

**Prior to Pitt:** Starting pitcher for three years at Hill College ... Struck out 83 hitters over 60.2 innings in the 2022 campaign for Hill College ... Played four years at Lake Ridge, helping team win a district title.



**MOSLEY'S CAREER HIGHS/LOWS**

IP ..... 7 ..... 6x, last vs. Temple College (4/13/22)\*  
 Hits ..... 0 ..... 2x, last vs. Kent State (3/22/23)  
 Runs ..... 0 ..... 6x, last vs. Kent State (3/22/23)  
 ER ..... 0 ..... 7x, last vs. Kent State (3/22/23)  
 Walks ..... 0 ..... 4x, last vs. Mount St. Mary's (3/3/23)  
 Ks ..... 10 ..... 2x, last vs. North Central Texas College (4/6/22)\*  
 Pitches ..... 95 ..... at NC State (5/20/23)

**SEASON**

App ..... 15 ..... 2022\*  
 Wins ..... 5 ..... 2021\*  
 Starts ..... 13 ..... 2023  
 Saves ..... 1 ..... 2021\*

\* at Hill College

**H2P™**

**MOSLEY'S CAREER STATS (HILL COLLEGE, 2020-22; PITT 2023)**

YEAR	ERA	W-L	APP	GS	CG	SHO	SV	IP	H	R	ER	BB	SO	2B	3B	HR	BF	BAVG	WP	HBP	BK	SFA	SHA
2020	4.18	4-2	7	1	1	0	0	280.0	25	14	13	13	22	-	-	1	-	-	0	-	0	-	-
2021	6.34	5-3	14	1	0	0	1	55.1	59	40	39	28	50	-	-	3	-	-	0	-	0	-	-
2022	5.93	4-5	15	0	0	0	0	60.2	59	45	40	28	83	-	-	10	-	-	0	-	0	-	-
2023	7.29	1-6	14	13	0	0	0	54.1	77	51	44	32	45	11	0	8	261	.355	5	7	-	1	4

# RETURNER BIOS



## #30 RIGHT-HANDED PITCHER MATT FERNANDEZ

R/R • SR • 6-0

MIAMI, FL • FLORIDA CHRISTIAN  
 (MIAMI DADE COMMUNITY COLLEGE/FIU)



**2023:** Appeared in 22 games and made two starts in first year with the Panthers, struck out 56 batters in 52 innings ... Struck out seven in his four innings of relief vs Mount St. Mary's (3/3) ... Gave up one run on two hits and struck out five over his four innings out of the bullpen at Florida State (3/12) ... Threw a season-high 5.2 score-less innings in relief vs Notre Dame (4/6), struck out season-high eight and only allowed one hit.

**Prior to Pitt:** Made 17 starts at Miami Dade Community College in 2022, going 7-5 and striking out 110 against just 39 walks over 91.1 innings as his team finished as Florida state runners-up ... Spent his 2021 freshman year at Florida International, where he made 13 appearances with 10 starts and struck out 37 in 40.2 innings ... Earned First Team All-American honors and Miami Dade County First Team recognition for the second year in a row at Florida Christian in 2019 as his team won a district championship and finished as regional runners-up both years ... Played two years of travel ball for the Florida Legends, making it to the Connie Mack World Series.



### FERNANDEZ'S CAREER HIGHS/LOWS

IP ..... 7.0 ..... vs. South Florida State College (3/18/22)\*  
 Hits ..... 0 ..... 3x, last vs. No. 2 Wake Forest (4/23/23)  
 Runs ..... 0 ..... 7x, last vs. Notre Dame (4/6/23)  
 ER ..... 0 ..... 9x, last vs. Notre Dame (4/6/23)  
 Walks ..... 0 ..... 11x, last vs. No. 1 Wake Forest (ACCT) (5/25/23)  
 Ks ..... 10 ..... 2x, last vs. North Central Texas College (4/6/22)\*  
 Pitches ..... 58 ..... at Florida State (3/12/23)

### SEASON

App ..... 22 ..... 2023  
 Wins ..... 2 ..... 2022\*  
 Starts ..... 10 ..... 2021\*\*  
 Saves ..... -- ..... --

\* at Miami Dade Community College

\*\* at FIU



### FERNANDEZ'S CAREER STATS (FIU, 2021; MIAMI DADE CC, 2022; PITT, 2023)

YEAR	ERA	W-L	APP	GS	CG	SHO	SV	IP	H	R	ER	BB	SO	2B	3B	HR	BF	BAVG	WP	HBP	BK	SFA	SHA
2021	7.08	1-3	13	10	0	0	0	40.2	52	40	32	24	37	10	0	7	198	.311	4	3	1	2	2
2022	4.38	2-2	16	2	1	0	0	86.1	79	57	42	36	106	3	-	2	-	-	6	8	-	-	-
2023	6.75	1-4	22	2	0	0	0	52.0	64	42	39	24	56	13	0	7	253	.298	8	11	0	1	2



**#31 RIGHT-HANDED PITCHER**  
**KYLE DEMI**

**R/R • JR • 6-2**

**WEXFORD, PA. • NORTH ALLEGHENY**



**2023:** Made five appearances on the mound in second season at Pitt ... Threw season-high 1.2 innings against Virginia Tech (3/25), gave up one run on two hits and had one strikeout ... Pitched one inning in relief only allowing one run vs No. 2 Wake Forest (4/22)..

**2022:** Made six relief appearances on the mound, tallying six strikeouts ... Made collegiate debut against Bucknell (3/15), striking out one ... Posted a season-high two strikeouts in back-to-back appearances, against Duke (5/8) and at West Virginia (5/10) ... Enjoyed a strong summer season with the Strasburg Express of the Valley League, garnering selection to the North Division roster for the 2022 Valley Baseball League All-Star Game and then All-Valley North Division Team honors at the conclusion of the season ... Went 1-0 with four saves in 15 appearances out of the bullpen, notching a 1.13 ERA (0.81 regular season) and striking out 30 over 24 innings of work ... His final seven games in Strasburg saw him fan 17 batters in 12 innings.

**Prior to Pitt:** Played for North Allegheny High School in Wexford, Pa. ... Helped lead team to 2021 WPIAL championship and PIAA 6A state finalist finish ... Named to the WPIAL First Team All-Section, Pittsburgh Post-Gazette All-Area Team and the TribLive HSSN Baseball All-Star Team ... Holds the school record for ERA, strikeouts, games won and games pitched ... Recorded a 0.87 ERA, 9-1 record, 81 strikeouts and 12 appearances as a senior ... Achieved Honor Roll status and was a member of the National Honor Society.



**DEMI'S CAREER HIGHS/LOWS**

IP ..... 1.2 .....vs. Virginia Tech (3/25/23)  
 Hits ..... 0 .....vs. Penn State (5/17/22)  
 Runs ..... 0 .....3x, last vs. Harvard (2/25/23)  
 ER ..... 0 .....2x, last: at West Virginia (5/10/22)  
 Walks ..... 0 .....4x, last: Georgia Tech (5/20/22)  
 Ks ..... 2 .....2x, last: at West Virginia (5/10/22)  
 Pitches ..... 24 ..... Duke (G2) (5/8/22)

**SEASON**

App ..... 6 .....2022  
 Wins ..... -- .....  
 Starts ..... -- .....  
 Saves ..... -- .....

**H2P™**

**DEMI'S CAREER STATS**

YEAR	ERA	W-L	APP	GS	CG	SHO	SV	IP	H	R	ER	BB	SO	2B	3B	HR	BF	BAVG	WP	HBP	BK	SFA	SHA
2022	16.62	0-1	6	0	0	0	0	4.1	9	8	8	4	6	2	0	1	27	.429	2	2	0	0	0
2023	16.20	0-0	5	0	0	0	0	3.1	7	6	6	5	2	1	0	1	22	.412	1	0	0	0	0
<b>Total</b>	<b>16.43</b>	<b>0-1</b>	<b>11</b>	<b>0</b>	<b>0</b>	<b>0</b>	<b>0</b>	<b>7.2</b>	<b>16</b>	<b>14</b>	<b>14</b>	<b>9</b>	<b>8</b>	<b>3</b>	<b>0</b>	<b>2</b>	<b>49</b>	<b>.421</b>	<b>3</b>	<b>2</b>	<b>0</b>	<b>0</b>	<b>0</b>

# RETURNER BIOS



## #32 RIGHT-HANDED PITCHER ERUBIEL CANELARIO

R/R • GR • 6-1  
 BRONX, NY • KIPP  
 (MARIST COLLEGE)



**2022:** Made seven starts in 15 appearances on the bump throughout his first year at Pitt ... Struck out 40 hitters over 40.2 innings of work ... Went 5.0 innings and earned a win at Stetson (3/5) ... Had back-to-back season-high seven strikeout performances ... Threw five scoreless innings, struck out seven, and earned a win as the starter at Youngstown State (4/4) ... Struck out seven over five innings against Kent State (4/11).

**Prior to Pitt:** Played four years at Marist College, making 34 appearances on the mound with 19 starts ... Posted a career record of 10-6, one save, a 4.17 ERA and 120 strikeouts over 123 innings of work ... Earned 2022 All-MAAC First Team honors after starting 14 games and totaling a conference-best eight wins, striking out 88 batters over 76.1 innings ... Played travel ball for the USC Knights, with team making an appearance in the Babe Ruth World Series.



### CANDELARIO'S CAREER HIGHS/LOWS

IP..... 7.0..... 2x, last at Fordham (3/19/22)\*  
 Hits..... 0..... 3x, last at Georgia Tech (5/7/23)  
 Runs..... 0..... 9x, last at Georgia Tech (5/7/23)  
 ER..... 0..... 14x, last at Georgia Tech (5/7/23)  
 Walks..... 0..... 14x, last at Georgia Tech (5/7/23)  
 Ks..... 10..... 4x, last vs. Iona (4/30/22)\*  
 Pitches..... 117..... vs. Canisius (5/26/22)\*

### SEASON

App..... 15..... 2x, (2022\*, 2023)  
 Wins..... 8..... 2022\*  
 Starts..... 14..... 2022\*  
 Saves..... 1..... 2021\*  
 \* at Marist College



### CANDELARIO'S CAREER STATS

YEAR	ERA	W-L	APP	GS	CG	SHO	SV	IP	H	R	ER	BB	SO	2B	3B	HR	BF	BAVG	WP	HBP	BK	SFA	SHA
2019	4.28	2-3	15	3	0	0	0	33.2	34	28	16	18	23	6	5	1	156	.264	1	4	0	2	3
2020	4.09	0-0	4	4	0	0	0	22.0	23	13	10	12	22	3	0	0	100	.267	2	2	2	0	0
2021	3.62	4-1	8	5	0	0	1	27.1	26	13	11	14	28	2	1	2	125	.250	4	4	0	2	1
2022	4.24	8-3	14	14	0	0	0	76.1	74	45	36	36	88	17	2	12	343	.248	6	6	0	1	2
2023	7.30	2-3	15	7	0	0	0	40.2	48	35	33	24	40	8	0	9	198	.298	5	7	0	3	3



**#35 CATCHER**

**JAYDEN MELENDEZ**

**R/R • JR • 5-9**

**MIAMI, FL • WESTMINSTER CHRISTIAN (FIU)**



**2022:** Played in 35 games in his first year at Pitt, started 27 games behind the dish ... Hit 10 home runs, two doubles, had 22 RBI, and slugged .550 ... Threw out seven would-be base stealers ... Went 2-4 with two solo home runs against Notre Dame (4/7) ... Hit grand slam in eighth inning of win vs California (4/28) ... Went 3-5 with a two RBI singles in win vs California (4/30) ... Went 3-5 with a double and a run scored in ACC Tournament win vs Notre Dame (5/24).

**Prior to Pitt:** Played in 41 games with 38 starts at Florida International in 2022, hitting .232 with 32 hits, including five doubles and three home runs, to go along with 12 RBI and 13 runs scored ... Played at Westminster Christian Academy ... Perfect Game grade of 10 ... Ranked the 118th best overall player and seventh-best catcher nationally by Perfect Game ... Ranked the 15th best overall player and second-best catcher in Florida by Perfect Game ... Named a Perfect Game All-American in 2020 ... Attended the 2020 MLB Draft Combine ... Named 2021 First-Team All-Dade by the Miami Herald ... Helped Westminster to a State Runner-up finish and District championship in 2021 ... Brother, MJ, currently plays for the Kansas City Royals.



**MELENDEZ'S CAREER HIGHS**

Runs ..... 2 ..... 8x, last vs. Penn State (5/16/23)  
 Hits ..... 3 ..... 3x, last vs. Notre Dame (ACCT) (5/24/23)  
 2Bs ..... 2 ..... vs. St. Thomas (2/20/22)\*  
 3Bs ..... -- .....  
 HRs ..... 2 ..... 2x, last vs. Notre Dame (4/7/23)  
 RBI ..... 4 ..... vs. Cal (via grand slam) (4/28/23)  
 Walks ..... 1 ..... 15x, last vs. No. 1 Wake Forest (ACCT) (5/25/23)  
 Steals ..... 1 ..... at Kent State (4/11/23)  
 Putouts ..... 19 ..... vs. Jacksonville (3/13/22)\*  
 CSBs ..... 2 ..... at Kent State (4/11/23)

**H2P™**

**MELENDEZ'S CAREER STATS (FIU, 2022; PITT, 2023)**

YEAR	AVG	GP-GS	AB	R	H	2B	3B	HR	RBI	SLG%	BB	HBP	SO	GDP	OB%	SF	SH	SB	PO	A	E	CSB	FLD%
2022	.232	41-38	138	13	32	5	0	3	12	.333	4	2	39	3	.264	0	4	0	363	32	3	10	.992
2023	.261	35-27	111	17	29	2	0	10	22	.550	11	6	28	0	.359	0	1	1	221	21	4	7	.984

# RETURNER BIOS



## #38 RIGHT-HANDED PITCHER HOLDEN PHELPS

R/R • SR • 6-6

CRYSTAL LAKE, PA • PRAIRIE RIDGE  
 (MISSOURI)



**2023:** PMade 10 appearances with five starts during his junior season ... Owned a 1-1 record over 24.1 innings, struck out 23 batters ... Fanned a season high seven batters over 5.2 innings at South Florida (3/7) ... Threw three innings of one run ball in relief vs Kent State (3/22) ... Came out of the bullpen vs Penn State (5/16) at PNC Park, struck out three over 2.2 innings.

**Prior to Pitt:** Made six appearances with one start as a sophomore at Missouri in 2022, striking out 10 in 6.2 innings ... Made 10 appearances as a freshman, fanning 12 in 12.2 frames ... Ranked as Illinois' Class of 2020 No. 4 right-handed pitcher and No. 9 overall prospect in the state per Perfect Game while at Prairie Ridge ... Top-250 overall recruit nationally and No. 81 right-handed pitching prospect as well ... 2020 Perfect Game Preseason First-Team Central Region ... 2019 Perfect Game Preseason Third-Team Underclassmen All-American ... Participated at 2019 Perfect Game National Showcase.



### PHELPS' CAREER HIGHS/LOWS

IP..... 5.2 ..... at South Florida (3/7/23)  
 Hits..... 0 ..... 7x, last vs. No. 11 Miami (5/12/23)  
 Runs..... 0 ..... 8x, last vs. No. 11 Miami (5/12/23)  
 ER..... 0 ..... 7x, last vs. No. 11 Miami (5/12/23)  
 Walks..... 0 ..... 12x, last vs. No. 12 Miami (5/12/23)  
 Ks..... 7 ..... at South Florida (3/7/23)  
 Pitches ..... 78 ..... at South Florida (3/7/23)

### SEASON

App..... 10 ..... 2x, (2021\*, 2023)  
 Wins..... 1 ..... 2x, (2022\*, 2023)  
 Starts..... 5 ..... 2023  
 Saves..... -- ..... --

\* at Missouri



### DEMI'S CAREER STATS

YEAR	ERA	W-L	APP	GS	CG	SHO	SV	IP	H	R	ER	BB	SO	2B	3B	HR	BF	BAVG	WP	HBP	BK	SFA	SHA
2021	9.95	0-1	10	1	0	0	0	12.2	21	15	14	6	12	6	0	1	68	.362	2	2	0	1	0
2022	4.05	1-0	6	1	0	0	0	6.2	8	5	3	8	10	0	0	3	38	.276	0	1	0	0	0
2023	7.03	1-1	10	5	0	0	0	24.1	27	22	19	10	23	8	0	1	112	.278	0	2	0	2	1



**#40 LEFT-HANDED PITCHER**  
**RYAN REED**

**L/L • SO • 6-3**

**RIDLEY PARK, PA • THE HAVERFORD SCHOOL**



**2023:** Made six appearances as a true freshman ... Allowed only one run over his 4.1 innings pitched, struck out four and finished with a 2.08 ERA ... Made collegiate debut vs No. 2 Wake Forest (4/22), threw one inning and struck out two batters ... Threw one scoreless inning at NC State (5/19).

**Prior to Pitt:** Member of The Haverford School's state championship team in 2022 ... Earned first team all-conference and all-county honors in 2021, registering a 1.61 ERA over 50.1 innings.



**REED'S CAREER HIGHS/LOWS**

IP ..... 1.0 ..... 3x, last at NC State (5/18/23)  
 Hits ..... 0 ..... 3x, last vs. No. 1 Wake Forest (ACCT) (5/25/23)  
 Runs ..... 0 ..... 5x, last vs. No. 1 Wake Forest (ACCT) (5/25/23)  
 ER ..... 0 ..... 5x, last vs. No. 1 Wake Forest (ACCT) (5/25/23)  
 Walks ..... 0 ..... 5x, last vs. No. 1 Wake Forest (ACCT) (5/25/23)  
 Ks ..... 2 ..... vs. No. 2 Wake Forest (4/22/23)  
 Pitches ..... 14 ..... at Georgia Tech (5/5/23)

**SEASON**

App ..... 6 ..... 2023  
 Wins ..... -- .....  
 Starts ..... -- .....  
 Saves ..... -- .....

**H2P™**

**REED'S CAREER STATS**

YEAR	ERA	W-L	APP	GS	CG	SHO	SV	IP	H	R	ER	BB	SO	2B	3B	HR	BF	BAVG	WP	HBP	BK	SFA	SHA
2023	2.08	0-0	6	0	0	0	0	4.1	6	1	1	1	4	0	0	0	20	.333	0	1	0	0	0
<b>Total</b>	<b>2.08</b>	<b>0-0</b>	<b>6</b>	<b>0</b>	<b>0</b>	<b>0</b>	<b>0</b>	<b>4.1</b>	<b>6</b>	<b>1</b>	<b>1</b>	<b>1</b>	<b>4</b>	<b>0</b>	<b>0</b>	<b>0</b>	<b>20</b>	<b>.333</b>	<b>0</b>	<b>1</b>	<b>0</b>	<b>0</b>	<b>0</b>

# RETURNER BIOS




**#43 RIGHT-HANDED PITCHER**

**JACK SOKOL**

**R/R • SR • 6-4**

**NEW ALBANY, OH • NEW ALBANY  
(PENSACOLA STATE, AUBURN)**



**2023:** Started 14 games during his junior campaign, appeared in 15 games ... Had arguably his best start of the season vs Mount St. Mary's (3/4), collected a season high 10 strikeouts over seven innings while only allowed two runs ... Fanned nine batters in his very next start against Florida State (3/10), he went 5.1 innings while only walking two batters and only allowing two runs ... Went five strong innings and earned a win at No. 7 Virginia (4/14), snapping their record home winning streak ... Threw five scoreless innings and earned a win in their shutout victory over No.2 Wake Forest (4/21).

**Prior to Pitt:** Made five appearances, including three starts as a freshman at Auburn in 2021, posting a 1-1 record and striking out nine batters in 11.2 innings of work ... Played prep ball at New Albany and travel ball for Ohio Elite and was rated the No. 4 player in Ohio according to Prep Baseball Report and the No. 6 player in the state according to Perfect Game ... Named a 2019 Perfect Game Preseason High Honorable Mention All-American ... Posted a career 19-1 record and 1.50 ERA ... Registered an 8-1 record and 1.04 ERA as a junior in 2019 and went on to earn a number of awards, including being named the Ohio Capital Conference Player of the Year, This Week Ohio News Player of the Year and All-Metro Columbus Ohio Player of the Year ... Also a two-time all-conference and all-district honoree ... Helped lead his team to back-to-back conference and district championships ... Broke the New Albany High School record for wins in a season by going 9-0 as a sophomore in 2018 ... Success continued with Ohio Elite as he posted a 5-1 record and 1.36 ERA while leading his team to four of seven tournament championships.



## SOKOL'S CAREER HIGHS/LOWS

IP..... 8.0 ..... vs. Tallahassee CC (4/7/22)\*\*  
 Hits..... 0 ..... 2x, last vs. Texas A&M (5/15/21)\*  
 Runs..... 0 ..... 4x, last vs. No. 2 Wake Forest (4/21/23)  
 ER..... 0 ..... 4x, last vs. No. 2 Wake Forest (4/21/23)  
 Walks..... 0 ..... 5x, last vs. Cal (4/28/23)  
 Ks..... 13 ..... vs. Tallahassee CC (4/7/22)\*\*  
 Pitches ..... 113 ..... at Duke (3/31/23)

## SEASON

App..... 15 ..... 2023  
 Wins..... 6 ..... 2023  
 Starts..... 14 ..... 2023  
 Saves ..... 1 ..... 2022\*\*

\* at Auburn

\*\* at Pensacola State College



## FUNK'S CAREER STATS

YEAR	ERA	W-L	APP	GS	CG	SHO	SV	IP	H	R	ER	BB	SO	2B	3B	HR	BF	BAVG	WP	HBP	BK	SFA	SHA
2021	5.40	1-1	5	3	0	0	0	11.2	8	7	7	11	9	5	0	1	48	.222	0	0	0	0	1
2022	4.13	3-5	10	9	0	0	1	56.2	55	30	26	11	68	-	-	4	-	-	1	5	0	-	-
2023	7.54	6-5	15	14	0	0	0	68.0	98	61	57	30	69	13	1	17	334	.338	5	10	0	4	0

RETURNER BIOS



#47

RIGHT-HANDED PITCHER

GAVIN LILL

R/R • SO • 6-4

WEST CHESTER, PA • WEST CHESTER EAST



2023: Redshirt - Did not play.

Prior to Pitt: Played four years at West Chester East ... Was ranked the No. 5 RHP in the state of Pennsylvania by Perfect Game.



LILL'S CAREER HIGHS/LOWS

IP	---	---
Hits	---	---
Runs	---	---
ER	---	---
Walks	---	---
Ks	---	---
Pitches	---	---
SEASON		
App	---	---
Wins	---	---
Starts	---	---
Saves	---	---

H2P<sup>TM</sup>

LILL'S CAREER STATS

YEAR	ERA	W-L	GP	GS	CG	SHO	SV	IP	H	R	ER	BB	SO	2B	3B	HR	BF	BAVG	WP	HBP	BK	SFA	SHA
2023	-	-	-	-	-	-	-	-	-	-	-	-	-	-	-	-	-	-	-	-	-	-	-
Total	-	-	-	-	-	-	-	-	-	-	-	-	-	-	-	-	-	-	-	-	-	-	-

# NEWCOMER BIOS



**#1** **INFIELDER**

**TYLER BISCHKE**

**R/R • SR • 6-0**

**PITTSBURGH, PA • HAMPTON  
(NEW ORLEANS)**



**Prior to Pitt:** Previously played at Kent State, Murray College State, and the University of New Orleans ... Made 44 starts in 45 games played last season at the University of New Orleans ... Hit .309 with 54 RBI, 16 doubles, 12 home runs and 73 hits while slugging .530 ... Named 2023 First Team All-Conference, 2023 All-Academic First Team, 2023 ABCA Second Team All-South Region, 2023 Second Team All-Louisiana and the 2023 Southland Baseball Student-Athlete of the Year ... Led Murray State College in runs scored during the 2021 season with 57 ... hit .331 with 35 RBI, 16 stolen bases and seven home runs that year ... Played both baseball and basketball at local Hampton High School ... Was named First Team All-State twice while at Hampton ... Helped the Pittsburgh Diamond Dawgs to a 2018 CABA World Series Title.

## BISCHKE'S CAREER STATS (2020, KENT STATE; 2021, MURRAY STATE; 2022-23, NEW ORLEANS)

YEAR	AVG	GP-GS	AB	R	H	2B	3B	HR	RBI	SLG%	BB	HBP	SO	GDP	OB%	SF	SH	SB	PO	A	E	FLD%
2020	.091	8-3	11	1	1	0	0	0	0	.091	1	1	3	0	.231	0	0	1	-	-	-	-
2021	.331	53-53	181	57	60	12	3	7	35	.547	50	-	37	-	.547	-	-	16	-	-	-	-
2022	.294	45-44	163	35	48	10	1	1	13	.387	19	1	36	4	.370	1	3	7	66	117	14	.929
2023	.309	60-60	236	58	73	16	0	12	54	.530	30	5	54	7	.397	1	2	2	111	142	3	.988




**#2** **INFIELDER**

**KEETON BURROUGHS**

**R/R • FR • 5-8**

**ODESSA, FL • CALVARY CHRISTIAN**



**Prior to Pitt:** Was a 2023 graduate of Calvary Christian High School in Odessa, FL ... Hit .303 in 32 games during his senior year ... Had 19 RBI, 30 runs scored, six doubles and one triple ... Helped Calvary Christian win the FHSAA state championship as a senior in 2023 ... Ranked as the 50th shortstop in the state of Florida.



**#4**

**INFIELDER**

**JAKE KENDRO**

**R/R • SO • 6-0**

**NORTH HUNTINGTON, PA • NORWIN  
(TENNESSEE)**



**Prior to Pitt:** Spent his freshman year at the University of Tennessee and helped them make a trip to the 2023 College World Series ... Played in 24 games as a freshman, made seven starts ... Had six RBI, six runs scored, hit four doubles and one home run in his first collegiate season ... Made the Dean's List as a freshman at Tennessee ... Played high school baseball for the Norwin Knights in nearby North Huntingdon, PA where he made back-to-back PIAA state playoff appearances ... Was a First Team All-Section performer during his junior and senior seasons at Norwin ... Hit .315 with three home runs as a junior in 2021 and hit .310 with four home runs as a senior in 2022 ... Was ranked a top 500 prospect by Perfect Game and the No. 22 overall player in all of Pennsylvania in 2022 ... Named a 2022 Perfect Game Preseason All-American honorable mention selection and Atlantic all-region team pick ... Two-time Perfect Game Preseason Underclassman All-American Honorable Mention selection (2020 & 2021) ... Earned four Perfect Game All-Tournament Team honors during his prep career, including the 2021 WWBA 17U National Championship and the 2019 WWBA Underclass World Championship.

**KENDRO'S CAREER STATS (2023, TENNESSEE)**

YEAR	AVG	GP-GS	AB	R	H	2B	3B	HR	RBI	SLG%	BB	HBP	SO	GDP	OB%	SF	SH	SB	PO	A	E	FLD%
2023	.219	24-7	32	6	7	4	0	1	6	.438	4	0	14	1	.306	0	1	0	12	27	1	.975




**#5**

**OUTFIELDER**

**AUSTIN WINKLEBLECH**

**R/R • FR • 5-10**

**CANONSBURG, PA • CANON-McMILLAN**



**Prior to Pitt:** Played baseball, football and ran track at local Canon-McMillon in Canonsburg, Pa where he was a First Team All-Conference starting pitcher and wide receiver ... Hit .291 as a senior, had six RBI, four doubles one triple and scored 23 runs ... Went 5-2 over 13 appearances during his senior year, maintained a 2.60 ERA and threw three complete games ... Set a WPIAL Championships record in the 100-meter dash, running a 10.62 in the preliminary round.



**#9**

**INFIELDER**

**JONAH ST. ANTOINE**

**L/R • FR • 5-10**

**GRAND RAPIDS, MI • FOREST HILLS NORTHERN**



**Prior to Pitt:** Played at Forest Hills Northern High School in Grand Rapids, Mi ... Hit .410 throughout his high school career, with 42 doubles, 15 triples, six home runs and 97 stolen bases ... Was a state semifinalist as a junior in 2022 ... Ranked as the No. 6 shortstop and a top 20 all-around player in the state of Michigan.

# NEWCOMER BIOS




**#11** **INFIELDER**

**BRYCE RUDISILL**

**L/R • FR • 5-11**

**GETTYSBURG, PA • GETTYSBURG AREA**



**Prior to Pitt:** Played three years on varsity at Gettysburg Area High School in Gettysburg, Pa ... Hit .333 in 60 career games in high school, totaled 55 RBI, 15 doubles and seven home runs in those three years ... Hit .389 with 23 RBI, three home runs, three triples, five doubles and 20 runs scored during his junior year ... Ranked the No. 2 third baseman and No. 28 overall player in Pennsylvania.



**#13** **CATCHER**

**JUSTIN FOGEL**

**L/R • SR • 6-0**

**YARDLEY, PA • PENNSBURY  
(PENN STATE ABINGTON)**



**Prior to Pitt:** Was a career .470 hitter with 25 home runs, 30 doubles, and 102 runs batted in at Division III Penn State Abington ... Led the nation in batting average during his junior season, hitting .497 while earning All-America and all-region honors ... Collected career-highs in nearly every offensive statistical category including hits (72), runs scores (54), RBI (53), home runs (15), doubles (14) and triples (2) in 2023 ... Was named the 2023 All-United East Player of the Year following his career year ... In 2022 he received multiple All-Region honors, being named to the ABCA/Rawlings All-Region 4 First Team and the D3Baseball.com All-Region 4 Third Team ... As a freshman in 2021, Fogel was an All-NEAC First Team selection, a NEAC Scholar-Athlete and was named NEAC Rookie of the Year ... He was the second player in program history to be named both Rookie of the Year and Player of the Year throughout his career ... Named to the Dean's List in 2021 and 2022.

## FOGEL'S CAREER STATS (2021-23, PENN STATE ABINGTON)

YEAR	AVG	GP-GS	AB	R	H	2B	3B	HR	RBI	SLG%	BB	HBP	SO	GDP	OB%	SF	SH	SB	PO	A	E	FLD%
2021	.412	24-23	85	25	35	6	0	3	25	.588	14	1	2	0	.481	4	2	10	115	21	1	.993
2022	.484	20-20	91	40	44	10	1	7	24	.846	13	5	4	1	.564	1	1	3	83	15	1	.990
2023	.497	34-34	145	54	72	14	2	15	53	.931	15	3	10	4	.549	1	0	8	1179	29	2	.990



**#14** **INFIELDER**

**RYAN ZUCKERMAN**

**R/R • FR • 6-4**

**YARDLEY, PA • PENNSBURY**



**Prior to Pitt:** Attended Pennsbury High School where he played both baseball and basketball ... Was an All-Area Team selection and a Carpenter Cup selection ... Ranked the No. 1 shortstop and No. 22 overall player in Pennsylvania ... High school teammates with current Pitt teammate Kayden Faulcon ... Was a Presidential Award winner, Honor Roll student and member of the National Honor Society in high school.



**#18 CATCHER**

**SEBASTIAN PISACRETA**

**R/R • FR • 6-0**

MOORESTOWN, NJ • TNXL ACADEMY



**Prior to Pitt:** Played for Sam Tropiano at Bishop Eustace in New Jersey where he helped win the 2021 South Jersey Diamond Classic Championship ... Hit .262 as a junior at Bishop Eustace with 5 home runs, 18 RBI and two doubles ... Played two years for Brian Martinez at TNXL Academy in Central Florida ... Helped the team earn back-to-back NAA Championships and was named an All-Star both years ... Ranked the No. 2 catcher and No. 9 overall player in the state of New Jersey by Perfect Game, is also ranked as the No. 42 catcher in the entire country.



**#19 RIGHT-HANDED PITCHER**

**GAVIN CHILLOT**

**R/R • FR • 5-9**

SPRINGBROOK TWP, PA • NORTH POCONO



**Prior to Pitt:** Played at North Pocono High School in Covington Township, PA ... Was a .340 hitter during his three years at the varsity level, totaling 10 home runs and 51 RBI, hitting .449 as a senior ... On the mound he finished his high school career with a 14-1 record and a 0.81 ERA ... Maintained a 0.53 ERA in 10 appearances as a junior and a 0.50 ERA in nine appearances as a senior ... Collected seven wins in each of his last two years ... Only allowed seven earned runs during his junior and senior years, struck out 131 batters in that time frame ... Threw a complete game shutout in his final high school start ... Ranked as the No. 21 overall player in Pennsylvania.



**#20 RIGHT-HANDED PITCHER**

**JOEY CIANCIMINO**

**R/R • FR • 5-10**

STATEN ISLAND, NY • ST. JOSEPH BY THE SEA



**Prior to Pitt:** Played at St. Joseph by the Sea High School in Staten Island, NY ... Was team MVP and won a Silver Slugger as a senior ... Named Most Outstanding Player by Staten Island Baseball Oldtimers and helped his team win the City Championship as a junior ... Earned four wins, a save, had 28 strikeouts and a 2.33 ERA over 21 innings pitched his junior year ... Also hit .320 with four home runs, five double and an on-base percentage of .490 as a junior ... Was ranked the No. 11 RHP in the state of New York by Perfect Game ... Played travel ball for TKR Reds in Staten Island, NY.

# NEWCOMER BIOS



**#21** **OUTFIELDER**

**TURNER GRAU**

**L/R • GR • 6-3**

**PITTSBURGH, PA • AVONWORTH  
(YOUNGTOWN STATE)**



**Prior to Pitt:** Played four years at Youngtown State University ... Started in 132 of the 134 games he played in ... Was a career .265 hitter with 89 RBI, 88 runs scored, 23 doubles, 15 triples and 12 home runs ... His 15 career triples are a program record ... Started in all 53 games he played in as a senior, hit .272 with 56 hits, seven triples and 28 RBI ... Led all of the Horizon League in triples (7) and ranked fourth in stolen bases (15) during the 2023 season ... Hit .295 and slugged .541 as a sophomore in 2021, starting in all 54 games he appeared in ... Had career highs in batting average, slugging percentage, hits (61), RBI (42), doubles (13), home runs (8) and triples (7) ... His seven triples led the Horizon League and ranked him second in the country ... Was a three-sport athlete (baseball, basketball and football) at Avonworth High School ... Was named All-Section in baseball as a sophomore and junior and All-Section in football as a junior ... Ranked as the 85th overall prospect in the state of Pennsylvania by Prep Baseball Report.

## GRAU'S CAREER STATS (2020-23, YOUNGTOWN STATE)

YEAR	AVG	GP-GS	AB	R	H	2B	3B	HR	RBI	SLG%	BB	HBP	SO	GDP	OB%	SF	SH	SB	PO	A	E	FLD%
2020	.163	14-13	49	5	8	1	0	0	8	.184	4	0	13	0	.222	1	0	0	30	0	1	.968
2021	.295	54-54	207	40	61	13	7	8	42	.541	13	3	44	1	.342	2	1	6	85	5	4	.957
2022	.213	13-12	47	4	10	0	1	1	11	.319	7	0	19	2	.309	1	0	1	8	0	0	1.000
2023	.272	53-53	206	39	56	9	7	3	28	.427	25	4	51	4	.359	2	0	15	167	1	4	.977



**#23** **OUTFIELDER**

**CHRIS BAKER**

**L/R • GR • 5-10**

**MOORESTOWN, NJ • MOORESTOWN  
(VIRGINIA)**



**Prior to Pitt:** Transferred to the University of Virginia ahead of the 2023 season after spending the previous four years at Washington College ... Played in 27 games as a graduate transfer for Virginia, had 12 RBI, 10 hits and four doubles ... Had a pinch-hit walk-off single against Florida State ... Was named First Team All-Centennial Conference at Washington College in 2021, was a second team selection in 2022 ... Was named to the 2021 ABCA/Rawlings All-Mid-Atlantic Region second team ... Led Washington College in runs scores (46), walks (25), steals (19) and triples (6) in 2022 as he hit .329 with 12 doubles, 29 RBI and slugged .530 ... His 46 runs tied a program record for most runs scored in a season ... 2022 Eldridge Eliason Award winner, given annually to an athlete with scholastic standing in the upper half of the class who had achieved the most in athletics ... Led the Centennial Conference and his team in home runs (5), RBI (29), runs scored (25), triples (3) and stolen bases (14) while tying for the lead in hits (34) during the 2021 season ... Played baseball and basketball at Moorestown High School in Moorestown, NJ ... Was a three-time First Team All-Liberty Division selection and a two-time Second Team All-Burlington County selection for baseball ... Was selected to play in the Carpenter Cup on three occasions.

## BAKER'S CAREER STATS (2019-22, WASHINGTON COLLEGE; 2023, VIRGINIA)

YEAR	AVG	GP-GS	AB	R	H	2B	3B	HR	RBI	TB	SLG%	BB	HBP	SO	GDP	OB%	SF	SH	SB	PO	A	E	FLD%
2019	.444	20-	72	21	32	9	0	2	18	47	.653	6	-	9	-	.500	-	-	10	-	-	-	-
2020	.358	14-	53	18	19	4	2	0	7	27	.509	4	-	8	-	.414	-	-	5	-	-	-	-
2021	.362	25-	94	25	34	6	3	5	29	61	.649	19	-	15	-	.483	-	-	14	-	-	-	-
2022	.329	39-	149	46	49	12	6	2	29	79	.530	25	-	15	-	.429	-	-	19	-	-	-	-
2023	.313	27-	32	4	10	4	0	0	12	14	.438	4	-	5	-	.389	-	-	0	-	-	-	-



**#24 LEFT-HANDED PITCHER**  
**RYAN PARTRIDGE**

**R/L • GR • 6-2**

**WEXFORD, PA • NORTH ALLEGHENY  
(PENN STATE)**



**Prior to Pitt:** Spent the previous four seasons at Penn State University ... Made 47 appearances over 61 innings of work while striking out 53 batters throughout his collegiate career ... Did not allow an earned run in 34 of his 47 appearances ... Made his first career start at PNC Park against Pitt late in the 2023 season ... Made 20 appearances in each of the last two seasons ... Earned a win and a save during his senior year, had a streak where he did not allow a run over 12 appearances ... Struck out 18 batters in 23.1 innings throughout his junior season in 2022, had a 3.38 ERA in his six appearances during conference games... Earned Academic All-Big Ten honors in his final three seasons at Penn State ... Was a 2023 College Sports Communicators' Academic All-District selection ... Played at North Allegheny High School in nearby Wexford, Pa. ... Was named first team all-section as a senior in 2019 ... Played his travel ball for the Pittsburgh Spikes and Allegheny Pirates.

**PARTRIDGE'S CAREER STATS (2020-23, PENN STATE)**

YEAR	ERA	W-L	APP	GS	CG	SHO	SV	IP	H	R	ER	BB	SO	2B	3B	HR	BF	BAVG	WP	HBP	BK	SFA	SHA
2020	0.00	0-0	2	0	0	0	0	2.0	1	0	0	0	2	0	0	0	6	.167	0	0	0	0	0
2021	0.00	0-0	5	0	0	0	0	2.2	4	2	0	3	4	1	0	0	16	.333	0	0	0	1	0
2022	6.94	0-0	20	0	0	0	0	23.1	23	18	18	18	18	6	1	1	115	.261	4	6	0	2	1
2023	5.73	1-2	20	1	0	0	1	33.0	38	25	21	14	29	8	1	2	152	.288	3	1	0	3	2



**#26 RIGHT-HANDED PITCHER**  
**WILL HUMMEL**

**R/R • FR • 6-4**

**MECHANICSBURG, PA • MECHANICSBURG AREA**



**Prior to Pitt:** Played at Mechanicsburg Area High School where he was a second team All-Mid Penn Conference all-star ... Was an honor roll student and a member of the National Honor Society in high school ... Played travel ball for the Upper Allen Wildcats and the Mid Penn Prospects.

## NEWCOMER BIOS



### #27 LEFT-HANDED PITCHER MATTHEW PORTER

L/L • JR • 5-11

CRYSTAL LAKE, MI • PRAIRIE RIDGE  
(LAKE LAND COLLEGE)



**Prior to Pitt:** Played his previous two seasons at Lake Land College in Mattoon, Illinois ... Appeared in 26 games over his two years at Lake Land and made 19 starts ... Had a 7-4 record and struck out 123 batters over 86.0 innings of work ... Made his first start and earned his first win against Black Hawk College on March 6 as he struck out eight hitters over just four innings ... Was an All-Conference selection with the Lakers ... Earned a cumulative 3.5 GPA over his two years at Lake Land ... Attended Prairie Ridge High School in Crystal Lake, Illinois where he was an All-Area selection.

#### PORTER'S CAREER STATS (2022-23, LAKE LAND COLLEGE)

YEAR	ERA	W-L	APP	GS	CG	SHO	SV	IP	H	R	ER	BB	SO	2B	3B	HR	BF	BAVG	WP	HBP	BK	SFA	SHA
2022	5.53	3-1	14	7	0	0	0	42.1	31	34	26	30	61	-	-	2	-	-	6	8	-	1	-
2023	4.53	4-3	12	12	0	0	0	43.2	36	27	22	42	62	-	-	2	-	-	5	5	-	-	-



### #28 RIGHT-HANDED PITCHER PHIL FOX

R/R • R-SO • 5-9

RUFFS DALE, PA • HEMPFIELD AREA  
(GARDNER-WEBB)



**Prior to Pitt:** Spent the past two years at Gardner-Webb University ... Underwent Tommy John Surgery in 2022 ... Was named to the Big South All-Freshman Team as a redshirt freshman in 2023 ... He appeared in 23 games and made one start over 30.1 innings ... Emerged as the team's closer and lead the Runnin' Bulldogs in that category with three saves last season ... Played at local Hempfield Area High School in Greensburg, PA where he was ranked as one of the top-500 players in the country ... As a two-way player in high school, he hit .300 with seven runs scored during his sophomore year while he maintained a 2.62 ERA on the mound in six appearances ... Played for the East Coast Sandhogs travel ball team that won the Perfect Game WWBA Northeast Qualifier.

#### FOX'S CAREER STATS (2023, GARDNER-WEBB)

YEAR	ERA	W-L	APP	GS	CG	SHO	SV	IP	H	R	ER	BB	SO	2B	3B	HR	BF	BAVG	WP	HBP	BK	SFA	SHA
2023	4.71	3-3	20	1	0	0	3	28.2	23	19	15	19	34	3	0	4	130	.223	5	6	1	0	2



#29 RIGHT-HANDED PITCHER  
**RYAN ANDRADE**

R/R • JR • 6-2

MIDDLETOWN, RI • MIDDLETOWN  
(RHODE ISLAND)



**Prior to Pitt:** Spent his first two seasons of collegiate baseball at the University of Rhode Island ... Was an All-Atlantic 10 Second Team performer as a sophomore ... Led the bullpen with his 20 appearances and earned seven saves as Rhode Island's primary closer in 2023, he had 38 strikeouts over 33.0 innings of work ... Went 1-1 in his 12 appearances as a freshman, struck out 22 batters in 24.0 innings ... Attended Middletown High School in Middletown, RI where he was named to the honor roll all four years ... Named the 2021 Rhode Island High School Player of the Year while earning First Team All-State honors ... Went 6-0 with a 0.58 ERA and 108 strikeouts as a senior, helping his high school win a state title.

ANDRADE'S CAREER STATS (2022-23, RHODE ISLAND)


YEAR	ERA	W-L	APP	GS	CG	SHO	SV	IP	H	R	ER	BB	SO	2B	3B	HR	BF	BAVG	WP	HBP	BK	SFA	SHA
2022	9.38	1-1	12	3	0	0	0	24.0	17	30	25	31	22	4	0	3	121	.200	12	3	0	1	1
2023	4.09	1-2	20	0	0	0	7	33.0	34	21	15	26	38	6	0	1	157	.281	6	3	0	2	4



#33 INFIELDER  
**LUKE CANTWELL**

L/R • JR • 6-0

WARRINGTON, PA • ARCHBISHOP WOOD  
(FAIRLEIGH DICKINSON)



**Prior to Pitt:** Spent the past two seasons at Fairleigh Dickinson University ... Played in 37 games as a freshman and made 30 starts, hit six home runs, four doubles and had 20 RBI ... Made massive improvements from his freshman year to his sophomore year at FDU ... His batting average jumped from .255 in 2022 to .331 in 2023 and he more than doubled his home run, double, stolen base and RBI totals ... Had 51 RBI, 50 hits, a team-leading 14 home runs, 13 doubles, six stolen bases and slugged .709 in 2023 ... Was a First Team All-NEC selection as a sophomore ... Was named to Fairleigh Dickinson's Dean's List ... Attended Archbishop Wood High School, located just north of Philadelphia, PA, where he was the first ever two-year captain ... Hit .404 as a senior with 16 RBI and five doubles and was named to the First Team All-Catholic League.

CANTWELL'S CAREER STATS (2022-23, FAIRLEIGH DICKINSON)

YEAR	AVG	GP-GS	AB	R	H	2B	3B	HR	RBI	SLG%	BB	HBP	SO	GDP	OB%	SF	SH	SB	PO	A	E	FLD%
2022	.255	37-30	106	27	27	4	0	6	20	.462	23	13	30	2	.441	1	0	1	135	7	5	.966
2023	.331	51-48	151	37	50	13	1	14	51	.709	32	18	37	1	.490	3	0	6	264	17	2	.993

# NEWCOMER BIOS



## #34 RIGHT-HANDED PITCHER KAYDEN FAULCON

R/R • FR • 5-11

YARDLEY, PA • PENNSBURY



**Prior to Pitt:** Attended Pennsbury High School ... Had a 13-2 record with a 1.56 ERA during his high school career, appearing 27 games and making 15 starts ... Attended high school with current Pitt teammate Ryan Zuckerman.



## #39 RIGHT-HANDED PITCHER RICHIE DELL

R/R • GR • 6-2

BRIDGEVILLE, PA • SOUTH FAYETTE  
(KENT STATE)



**Prior to Pitt:** Appeared in 45 games and earned 10 wins during his four-year career at Kent State ... Threw 136.2 innings for the Golden Flashes, made 18 starts and struck out 122 batters ... Threw a complete game, two-hit, shutout against Central Michigan during his junior year in 2022 and was named the MAC Pitcher of the Week ... Is a Bridgeville, Pa native and played at South Fayette High School ... He had a 6-2 record with a 1.94 ERA while hitting .339 with two home runs and 19 RBI during his senior year of high school ... Helped South Fayette win the WPIAL Class 4A baseball championship in 2018 ... Was the 38th ranked RHP in Pennsylvania coming out of high school, the 103 ranked player overall in Pa ... Played travel ball for the Pittsburgh Diamond Dawgs..

### DELL'S CAREER STATS (2020-23, KENT STATE)

YEAR	ERA	W-L	APP	GS	CG	SHO	SV	IP	H	R	ER	BB	SO	2B	3B	HR	BF	BAVG	WP	HBP	BK	SFA	SHA
2020	0.00	0-0	3	0	0	0	0	5.0	3	0	0	3	8	0	0	0	21	.176	0	1	0	0	0
2021	5.40	4-3	13	9	0	0	1	51.2	55	36	31	25	41	9	1	7	234	.272	5	5	0	1	1
2022	4.96	3-2	14	8	1	1	0	52.2	55	37	29	26	48	12	0	9	238	.268	3	4	0	0	3
2023	8.23	34	15	1	0	0	0	27.1	32	27	25	26	25	6	0	6	133	.314	3	2	0	1	2



## #44 RIGHT-HANDED PITCHER AIDAN COLEMAN

R/R • FR • 6-1

SAN ANTONIO, TX • REAGAN



**Prior to Pitt:** Played at Ronald Reagan High School in San Antonio, TX ... Was named First Team All-State in both 2022 and 2023 ... Was a 2022 All-State Tournament Team selection ... Named to the 2023 Elite Team and was a Texas 6A All Star ... Played travel ball for the Lonestar Baseball Club where they were ranked as the No.2 team in the south region and the No. 17 team in the country by Perfect Game ... Finished high school with a 3.8 GPA and was a member of the National Honor Society.



**#45 RIGHT-HANDED PITCHER**  
**BEN KOVEL**

**R/R • GR • 5-11**

**MERRICK, NY • SANFORD H. CALHOUN  
(FORDHAM)**



**Prior to Pitt:** Spent the previous four seasons at Fordham University ... Has made 65 appearances over his four year career, accumulating 108.2 innings of work ... Finished his Fordham career tied for seventh in saves, with 13 ... Spent the past two years in Fordham's closer role and earned 12 saves, four as a junior and eight as a senior (T-6th for a single season) ... Struck out a career-high 53 batters during his senior year in 2023 ... Named to the Atlantic 10 Commissioner's Honor Roll in two out of his final three years at Fordham.

**KOVEL'S CAREER STATS (2020-23, FORDHAM)**

YEAR	ERA	W-L	APP	GS	CG	SHO	SV	IP	H	R	ER	BB	SO	2B	3B	HR	BF	BAVG	WP	HBP	BK	SFA	SHA
2020	3.24	0-0	6	2	0	0	0	8.1	9	3	3	1	7	1	0	0	35	.273	1	1	0	0	0
2021	3.48	0-2	13	0	0	0	1	20.2	17	11	8	14	19	3	1	2	98	.218	1	1	0	2	2
2022	3.89	2-1	19	1	0	0	4	34.2	32	18	15	21	29	10	0	2	162	.248	3	7	2	3	2
2023	6.80	3-3	28	3	0	0	9	45.0	49	36	34	23	53	11	0	7	209	.278	10	6	1	2	2



**#48 RIGHT-HANDED PITCHER**  
**NATHAN BEIMEL**

**L/L • GR • 6-2**

**ST. MARY'S, PA • ST. MARY'S AREA  
(COLUMBIA)**



**Prior to Pitt:** Spent his previous three seasons at Columbia University ... Made two appearances out of the bullpen for the Lions as a freshman in 2020 ... Earned first career win at Nebraska after only allowing one run over his four innings of relief, would go on to win Ivy League Rookie of the Week because of his performance ... Was a four-year letter winner at St. Mary's Area High School ... Threw three consecutive no-hitters during his junior year ... Struck out 98 batters over 40 innings of work as a senior in 2019 ... Was named District MVP in both 2018 and 2019.

**BEIMEL'S CAREER STATS (COLUMBIA)**

YEAR	ERA	W-L	APP	GS	CG	SHO	SV	IP	H	R	ER	BB	SO	2B	3B	HR	BF	BAVG	WP	HBP	BK	SFA	SHA
2020	9.00	1-0	2	0	0	0	0	5.0	9	6	5	2	2	3	0	1	25	.429	1	1	0	0	1


# NEWCOMER BIOS



## #48 CATCHER/INFIELDER JOSH SPIEGEL

R/R • GR • 6-2

HARRISON CITY, PA • PENN TRAFFORD  
(PENN STATE)



**Prior to Pitt:** Began collegiate career at Oklahoma State before spending the past three seasons at Penn State ... Is ranked eighth in Penn State baseball program history for most doubles in a season with his 17 doubles during the 2022 season ... Started 41 out of 42 games as a redshirt senior in 2023, hit .276 with four doubles, three home runs, a triple and 25 RBI ... Hit .300 over his 55 games played in 2022, splitting time between catcher, first base and DH ... Smacked a team-high 17 doubles, with 10 home runs, two triples, 34 runs scored and 43 RBI ... Attended local Penn Trafford High School where he was a 2018 All-Atlantic Region First Team selection and a Perfect Game All-American Honorable Mention.

### SPIEGEL'S CAREER STATS (2020, OKLAHOMA STATE; 2021-23, PENN STATE)

YEAR	AVG	GP-GS	AB	R	H	2B	3B	HR	RBI	SLG%	BB	HBP	SO	GDP	OB%	SF	SH	SB	PO	A	E	CSB	FLD%
2020	.500	3-0	4	0	2	0	0	0	1	.500	0	0	1	0	.500	0	0	0	7	0	0	0	1.000
2021	.261	38-38	134	19	35	10	1	4	22	.440	10	2	43	3	.320	1	2	1	134	12	4	6	.937
2022	.300	55-53	207	34	62	17	2	10	43	.546	22	4	62	5	.374	2	0	0	307	19	8	1	.975
2023	.276	42-41	152	28	42	4	1	3	25	.375	15	3	37	3	.351	1	0	0	244	19	3	2	.989

## PITT BASEBALL HISTORY

The Panthers' roots in collegiate baseball date back to 1869, when the "University Nine" of the Western University of Pennsylvania defeated the Eckfords of East Liberty, 21-20, in a five-inning contest. According to the 1937 edition of the student yearbook, *The Owl*, the 19th-century slugfest was the "first game of consequence played at the University."

It was not until the following season in 1870 when the "University Nine" lost their first game, and despite the team's earliest successes, competitive baseball was only played intermittently for the next two decades. Toward the turn of the century from 1888-94, however, baseball flourished at the Western University of Pennsylvania, helping to define a period that has been referred to as the University's first "golden age" in athletics (1892-94).

Official sponsorship of the baseball program from the University came in 1907 and was followed by several changes to the school's identity. In 1908, the Western University of Pennsylvania changed its name to the University of Pittsburgh after relocating its campus to Pittsburgh's Oakland neighborhood and, as part of the move, adopted the "Panthers" nickname in 1909. It was also around this time when Dick Hoblitzell made his major league debut with the Cincinnati Reds (Sept. 5, 1908), becoming the first Pitt player to ever break into the big leagues. Hoblitzell's 1,130 hits and .278 batting average are the best career offensive marks of any former Panther in Major League Baseball.

Several highly credentialed names came to head Pitt's baseball team shortly after the University officially recognized the program. Thomas McCreery, the Panthers' first head coach on record to have played in the majors (1895-1903), anchored the 1912 unit in his first and only year with the team. Sam Wilson, Pitt's team captain in 1914, replaced Mays Edmundson (1913-14) in 1915. According to *The Gazette Times*, Wilson "was so popular with his teammates and showed such a fine knowledge of baseball that he was the unanimous choice for the leadership position."

James DeHart, one of the most renowned Panther athletes of the early-20th century, suited up with the baseball team to make history in the spring of 1916. Though he was not


the first to engage in multiple sports at the University, DeHart did become Pitt's first four-sport letterman. Best known for quarterbacking the Panthers' undefeated team in 1916 under the tutelage of Glenn "Pop" Warner, DeHart lettered in baseball, basketball, football and track and field at Pitt.

Walter Blair, who was a catcher for the New York Highlanders of the American League from 1907-11, coached the Panthers in 1917. At the end of the season, Pitt suspended all baseball activity due to waning interest in the sport. Not only was World War I a leading factor in the program's disbandment, but so too was the irregularity of scheduling, the lack of proper facilities and the growing popularity of football.

Three years passed without baseball at the University (1918-20) before Dick Harley, who played 740 games in the major leagues (1897-1903), resurrected the Panthers' program in 1921 with notable success. In the first season of the "Harley Era," Pitt went 13-6, recording the most wins in a single season during Harley's tenure as head coach. The Panthers struggled throughout much of 1922, but they did take two games from Penn State at the end of the season to knock the Nittany Lions out of contention for the Tri-State Championship. Team captain Steve Swetonic, who debuted with the Pittsburgh Pirates on April 17, 1929 as a reliever, helped Pitt rebound to win 11 of 17 games in 1923 and to finish at 8-3 in a shortened 1924 season.

All in all, Harley's Panthers excelled on the field during his four years at the helm and his influence on the program made him one of the most respected coaches in collegiate baseball. As noted in the 1923 edition of *The Owl*, "Coach Harley's years of experience served to great advantage in molding the genuine fighting spirit that characterized the backbone of the team."

In 1925, Pitt baseball entered its second hiatus in eight years and did not return until 1939 when Ralph Mitterling (1939-54, 89-106-1), the third consecutive Panther head coach with a background in Major League Baseball (1916, Philadelphia Athletics), took over the team (baseball has since been played continuously at the University). The




**Ralph Mitterling**

modern era of Pitt baseball was welcomed with the first ever game played at Pitt Stadium, a multi-purpose facility located at the heart of the University's campus, on May 5, 1939. Lefty Drobniowski set records in batting average (.458) and slugging percentage (.750) during the 1939 season - feats that remained untouched for the next 11 and 10 years, respectively. Ed Raymond, who was a member of the Panthers' only basketball team to advance to the Final Four (1941), also made his baseball debut in 1939.

1941 was the best season of Mitterling's first decade with the program, as it featured a seven-game win streak and undefeated record (3-0) against longtime rival West Virginia en route to a 9-3 overall finish. Pitt encountered a bout of misfortunes from 1942-48, going 16-41 during that time. Reviving the "genuine fighting spirit" of Panther teams of the past, the 1948 Pitt baseball team battled in three extra-innings affairs during its 11-game season, with the first of which lasting 15 innings against Juniata in a heartbreaking 3-2 loss (currently tied for the longest game in program history).

The program took a turn in a much more positive direction in 1949 when the Panthers won 11 games for the first time since 1923 behind the production of Frank Papiariello, whose .808 slugging percentage still stands as the team's single-season record. In 1950, George Lowe topped Drobniowski's single-season batting record with a .474 mark of his own and also recorded a .574 on-base percentage (program record). After floating under and above .500 in 1951 (9-10) and 1952 (7-5), an outstanding offensive resurgence paved the way to a 12-6-1 record in 1953. The Panthers won 11 of their last 13 games to finish the season, including



## PITT BASEBALL HISTORY



a whopping 36-6 victory over I.U.P. (the most runs and largest margin of victory in program history). Dick Shannon also became Pitt's first seven-game winner in 1953, tossing 95.1 innings on the year and working the most complete games (9) recorded by a Panther in a season.

Mitterling's final season at Pitt was highlighted by a 10-7 showing in 1954, capping off a coaching career that certainly cannot be overlooked. Mitterling produced some of the most successful baseball talents in Panthers history with three of his former players making their major league debuts while he was still coaching. Bob Malloy, whose 3.26 career ERA is the lowest of any former Pitt player with more than one season played in Major League Baseball, debuted with the Cincinnati Reds in 1943. Dave Pope (1952, Cleveland Indians), who batted .294 as a rookie, and Russ Kemmerer (1954, Boston Red Sox), each broke into the big leagues in the 1950s as well.

Bobby Lewis (1955-90, 399-383-1), a teacher in the University's Health, Physical Education and Recreation Department in the School of Education, was hired as Pitt's new head coach in 1954 and will go down as one of the most storied figures in school history for his work with the Panthers over the course of 36 seasons. As former athletic director Ed Bozik once said, Lewis was "a throwback to the simpler days of college athletics - a full-time faculty member and a coach second."

The Panthers were 34-39 in Lewis' first four seasons (1955-58), during which some of the most esteemed athletes in Pitt history made their baseball debuts. In 1955, Joe Walton, an All-American football player who helped lead the Panthers to consecutive bowl games in 1955 and 1956, appeared in his first collegiate baseball game playing center field. Walton was known to have incredible power at the plate and was described by Lewis as "a very fine ballplayer." In 1957, the Washington Redskins called his name in the second round of the NFL Draft and he later led a prominent coaching career in professional football from 1967-91. Walton often joked about how the curveball was what kept him from continuing to play baseball.

Mike Ditka, praised by Lewis for his ability to cover ground in the outfield, made his Pitt debut on the diamond in 1958. Ditka lettered in baseball, basketball and football for the Panthers and was the fifth overall pick of the 1961 NFL Draft by the Chicago Bears. He has since become a three-time Super Bowl Champion, as a player and as a coach, and has also been enshrined in both the College and Pro Football Hall of Fames.

1959 marked the beginning of a new era for Pitt baseball. The Panthers posted a 14-4 record that season and qualified for their first appearance in the NCAA Tournament, where they lost to Ithaca College, 4-3, in 11 innings in the opening round of the District 2 Regional. Senior shortstop George Schoeppner, whom Lewis considered as one of the best players he ever coached, was the catalyst of Pitt's 1959 team, becoming the Panthers' first-ever All-American and All-Region selection. Lewis' No. 10 and Schoeppner's No. 25 are the only baseball jersey numbers retired by the University.

From 1962-65, Pitt went 59-16 with four consecutive seasons of 11 or more wins. In 1963, the Panthers won the first eight games of the season averaging 10.4 runs per game and were led by the .494 batting average of Bob Cuthbert, topping Lowe's record set in 1950. Both Cuthbert and John Carlisle, who tossed no-hitters against Duquesne and Kent State while becoming the first Pitt pitcher to strike out 100 batters in a season (105), were All-Region selections that year.

The Panthers won 17 games for the second time in as many years in 1965 after opening the season at 10-0, the best start of any team in program history, and shutting out 10 of their opponents (also a program best). Qualifying for its second NCAA Tournament in six years, Pitt fell once again in the first round, this time to No. 7 Lafayette, 4-3, in the Princeton Regional. Fred Mazurek garnered All-American honors at the end of the season after leading the Panthers in batting (.466) and striking out just four times in 73 total at-bats. Pitching, however, defined Pitt's remarkable 1965

campaign. Lee Brueckel, who served as a starter and reliever for the Panthers, led the nation with a 0.68 ERA in 58.1 innings, striking out 63 batters and tossing six complete games (including four shutouts). Dave Blyshak also dominated the pitching charts with his 0.94 ERA. Brueckel (0.84) and Blyshak (1.74) are first and second, respectively, on the program's all-time ERA list.

Only five Pitt pitchers have recorded earned run averages below 1.00, and all five of such marks came between 1965 (Blyshak and Brueckel) and 1970. Don Stock continued the trend of the previous season with a 0.82 ERA in 1966. Dave Welty led the NCAA and set a single-season program record in 1967 with a 0.33 ERA, allowing just two earned runs in 55 innings to go along with a 6-1 record and 89 strikeouts. Welty, who pitched the program's third no-hitter in five seasons that year, is the only Panther to ever record a sub-1.00 ERA and have more than 80 strikeouts in the same season. Three years later, Frank Mincarelli held a 0.74 ERA in Pitt's inaugural season at Trees Field.

The 1970s were a period of offensive might for the Panthers. Ken Macha batted .415 as a junior in 1971 with seven home runs and 31 RBI in Pitt's 18-win season. He collected All-Region honors in 1972 and was drafted in the sixth round by the Pittsburgh Pirates - the Panthers' highest draft pick at the time. Macha went on to play six seasons with the Pirates, Montreal Expos and Toronto Blue Jays and also managed the Oakland Athletics (2003-06) and Milwaukee Brewers (2009-10).

Pitt's offense batted .339 in 1973 and went 10-3 on the season thanks to Jim Sufrin (.447), Paul Quarantillo (.433) and Dan Slain (.388), who each contributed to make the Panthers' lineup one of the nation's most potent congregations of college hitters. In 1974, Pete Martorelli became the best at getting on base in Pitt baseball history when he posted a .581 on-base percentage. Dan DeStout had one of the best offensive seasons ever by a Panther catcher when he batted .435 with five home runs in 1977.

Allen Lachowicz made his freshman debut in 1979, going 3-2 in five starts and recording a 1.50 ERA and 41 strikeouts in 36 innings pitched. Lachowicz was the Panthers' best starting pitcher since George Medich, who played 11 seasons in the big leagues and whose 124 career wins in Major League Baseball are the most by any former Panther. Playing a critical role in Pitt winning 17 of its last 19 games to finish at 25-8 in 1981, Lachowicz completed his junior campaign with a career-best 1.41 ERA and became the University's first and only first-round selection in the MLB Draft (Texas Rangers). Lachowicz struck out Reggie Jackson (Oakland Athletics) twice in his

## PITT BASEBALL HISTORY



first appearance with the Rangers - a game in which Lewis attended. When injuries closed the door on Lachowicz's young career in 1983, Lewis, who was always one to remind his players, "The degree comes first," advised him to return to school, which he did.

The early 1980s featured several record-breaking feats by Panther players, beginning with Mike Luciw completing two no-hitters in 1981. In 1983, Tony LaCava set records in batting average (.508) and on-base percentage (.623) and Aaron Krause closed his career with a program-best 17 wins and 17 complete games from 1981-84.

Pitt joined the Big East Conference in 1985, transitioning from independent competition to conference clashes with the likes of Seton Hall and St. John's. Aside from Chris Jelic (1985, Kansas City Royals) and Matt Stennett (1986, Houston Astros) being selected in the MLB Draft, Gregg Lamanti (12) and Dave Westwood (11) teaming up to become the first Panther teammates to hit for double-digit home runs in 1987 and Billy Sherbondy being named the 1988 Big East Rookie of the Year, Pitt struggled to make an immediate impact in the Big East. The Panthers finished last in the conference's South Division in four of five seasons from 1985-89 and fell to the bottom of the Big East when divisional play was removed from the conference's format in 1990.

Mark Jackson (1991-97, 183-143-1) was named Pitt baseball's next head coach shortly after Lewis' retirement in 1990, and it did not take long for him to create a buzz in the Big East. Following 15-30 and 25-22 finishes in 1991 and 1992, Jackson led the Panthers to their first appearance in the Big East Tournament in 1993. Pitt opened the season at 17-2 and finished at 30-13 (10-11, Big East) overall, placing sixth in the conference standings.

The Panthers remained steadfast with their winning mentality in 1994, winning 17 of their first 22 games of the season. Pitt went on to post a 36-16-1 (15-5, Big East) record and was crowned the Big East Regular Season Champion to guarantee a second consecutive conference tournament appearance. The Panthers led the nation in stolen bases (207) that year, with Craig Crawley (36), Bob Miller (31), Danny Gonzalez (27), Jason Conti (25) and Josh Tyler (24) carrying the weight on the base paths. Tyler, a First Team All-Big East selection, was also named the 1994 Big East Player of the Year.

Taking 16 of their first 18 games of the season and recording the most wins in program history (39), a record that remained unbroken until 2013, the 1995 Panthers finished fourth in the conference to head to their third-straight Big East Tournament. Unlike the previous two seasons, Pitt cruised through tournament play, defeating Providence, 10-4, in the championship game.

Having secured an automatic bid to the 1995 NCAA Tournament, the newly crowned Big East Tournament Champions advanced to the Mideast Regional in Knoxville, Tenn. The Panthers lost to No. 11 Oklahoma State, 6-3, in the first round but outslugged The Citadel, 12-10, and California, 9-4, in the following games to earn another shot against the Cowboys. Resilient and determined, the Panthers turned to their explosive offense to remain alive in the regional but fell once more to No. 11 Oklahoma State, 15-13, ending the best postseason run in program history. Tedde Campbell, who signed with the Pittsburgh Pirates in 1996, was the most reliable arm on the team that season, setting records in wins (15), games started (16), total appearances (26), innings pitched (135.0) and strikeouts (109). Leading Pitt's offense was Trent Babcock, who batted .352 with 13 home runs and 47 RBI in the best statistical season of his career.

The final two seasons of Jackson's career with the Panthers were not as decorated as the previous three as Pitt failed to gain entry to the Big East Tournament in 1996 and 1997. With growing interest spurring in the collegiate game, the Panthers played their first ever games before crowds gathered at Three

Rivers Stadium in 1996, where they defeated West Virginia, 3-1, and lost to Akron, 6-4. Pitt finished below the .500 mark (19-26) in 1997 for the first time since Jackson's first season as head coach, setting into motion a plan that intended to restore the program's prestige with permanence moving forward.

Athletic director Steve Pederson hired Joe Jordano as the Panthers' head coach on November 15, 1997, marking the beginning of a rebuilding project that has delivered an unprecedented amount of growth, productivity and success over the past 19 seasons. Jordano is the winningest coach in program history. Through his emphasis on excellence, integrity and passion, Jordano has played a crucial role in reestablishing the Panthers as a premier northeast program.

Jordano captured his first win with Pitt in the 1998 season opener in an 8-3 win against Northwood on March 2 and picked up his first conference victory against Georgetown, 5-1, on March 22. He was also welcomed by more than \$500,000 in renovations to Trees Field in 1999, which included the installment of an AstroTurf infield. Freshman Mike Gonda led the team in batting in 1999 with a .367 average in 47 games played. Joe Lydic hit .336 with 14 home runs and 53 RBI and Steve Dickinson batted .347 with 13 home runs and 47 RBI as well. In 2000, Ben Copeland stole 37 bases to set the program's single-season record for swipes as the Panthers snapped their



Jim Negrych

## PITT BASEBALL HISTORY

five-year drought from the Big East Tournament.

Pitt finished above .500 in conference play (14-11) for the first time in five seasons in 2002 and finished with a 36-16-1 overall record. The Panthers started the season at 10-0-1, the second-best start in program history, including a season-opening sweep against Maryland-Eastern Shore where they outscored the Hawks, 34-1, in the series. Brant Colamarino (19) and Brad Rea (18) combined for 37 of the Panthers' 60 home runs that season, with Rea finishing his Pitt career with All-American honors and the most career home runs (49), RBI (198) and total bases (428) in Panthers history.

On May 6, 2003, Pitt played its first ever game at PNC Park, losing to Duquesne in a low-scoring, 2-1 game. The Panthers returned to the Big East Tournament in 2004 following a 38-18 (17-9, Big East) season and hitting 61 home runs (program record) on the year. Jordano earned his first Big East Coach of the Year award that season, P.J. Hiser was named Big East Player of the Year, Nick Evangelista was named Big East Pitcher of the Year and Jim Negrych was named Big East Rookie of the Year. In 2005, Pitt went 33-22 (15-10, Big East) and advanced once more to the conference tournament. In the opening round, the Panthers upset top-seeded No. 23 St. John's, 4-1, but later lost to Notre Dame, 11-4, in their first Big East Tournament championship game since capturing the crown in 1995. Copeland and Negrych were named All-Americans and Robert Brant was named a Freshman All-American that season.

Although Pitt fell to 19-34 (7-19, Big East) in 2008, the Panthers bounced back at 28-21 (13-13, Big East) the following year, defeating West Virginia, 13-12, in a walk-off win on the final day of the season to earn a postseason berth. Chris Sedon batted .398 with a program-best 22 home runs and 62 RBI in 2009, a season in which he collected All-American honors. In 2010, Pitt (38-18) was without Sedon in the lineup, but the Panthers managed to put together the greatest offensive seasons in program history, posting a .364 team-batting average and setting school records in hits (772), runs (531) and RBI (481).

The 2010 Pitt baseball team was the first to have three starting position players with .400-plus batting averages as well, led by Sean Toole (.471), Joe Leonard (.433) and John Schultz (.404). Leonard solidified his reputation as one of the most formidable sluggers in program history when he set records in hits (104), doubles (23) and RBI (71). Schultz, on the other hand, finished first on the single-season list in runs scored (76) and second in hits (91). Complimenting the Panthers' offensive output was strong pitching

throughout the entirety of the season, as Corey Baker (11) and Matt Iannazzo (11) became the first duo to have double-digit wins in the same season. Leonard, Pitt's primary closer, also converted a program-best eight saves.

The 2011 season marked the Panthers' inaugural year at Charles L. Cost Field, a state-of-the-art stadium built within the Petersen Sports Complex. Since the gates opened, Pitt has gone 87-54 at home. Nearly 25,000 fans have witnessed some of the program's greatest players in recent memory take the field, including the record-six players taken in the 2011 MLB Draft. Kevan Smith (7th round, Chicago White Sox), a former quarterback at the University who was a catcher and designated hitter for the baseball team, is now regarded as one of the top prospects in the White Sox organization. In 2012, Iannazzo became the program's all-time leader in wins with 28.

The Panthers' 2013 season was one of the most successful seasons the program has ever had, cruising through a record-breaking 42-17 (18-6, Big East) campaign that featured eight weekend series sweeps while finding itself ranked in all five major collegiate baseball polls for the first time in history. Picked to finish seventh in the preseason coaches' poll with no Panthers selected to the preseason all-conference team, Pitt entered its final season as a Big East program off the radar and distant from any demanding expectations. However, the Panthers managed to exceed all predictions by competing for a share of the regular season title on the final day of conference play and seeing a program-best eight players take home Big East honors.

The season began with a three-game series sweep over perennial Missouri Valley Conference power Wichita State, marking the first time the Shockers had been swept at home in 43 seasons. Panthers also swept St. John's in three games during the first weekend of conference play. It was the first time in program history that the Panthers swept the previous season's Big East Tournament Champion in a three-game set as well as being the first time the Red Storm had been swept at home in 17 seasons. April 9th, however, characterized the Panthers' 2013 season. Pitt routed Youngstown State in a 24-7 win on the road and Casey Roche became the first player to hit for the cycle since Leonard in 2010, going 5-for-7 with 10 RBI, including a grand slam, in what was one of the most remarkable individual performances in Pitt baseball history. Roche was named an All-American by NCBWA.

The Panthers ranked seventh nationally in scoring (7.5) and in runs (444), 12th in on-base percentage (.403), 16th in slugging percentage (.448) and 20th in home runs (49). In the conference, Pitt finished first in batting average (.302), on-base percentage, slugging percentage, runs, RBI (394), home runs (by a 20-home run margin over Louisville), total bases (926) and walks (292). They converted 61 double plays on the season as well, which were the most among all conference teams and tied for 10th

nationally.

Pitt saw three players get selected in the 2013 MLB Draft, including Ethan Mildren (12th round, Minnesota Twins) and Matt Wotherspoon (20th round, Detroit Tigers), who teamed up to become the first Panthers in history to log more than 100 innings each in the same season, and Elvin Soto (16th round, Arizona Diamondbacks), the team's backstop behind the plate. Mildren and Soto each signed with their respective teams but Wotherspoon would return to lead the weekend rotation in 2014 after opting to remain at the University for his senior season.

On July 1, 2013, the University of Pittsburgh officially joined the Atlantic Coast Conference (ACC), setting the stage for one of the most anticipated eras in Pitt baseball history. With strength and stability now steering the future, the Panthers look to display their belonging in one of the most competitive baseball conferences in the country.


With the first season of competition in the nation's premier baseball conference ahead of them, the Panthers produced one of their most impressive seasons, competing to a record of 11-19 in ACC play and a mark of 22-30 overall. On the season, the Panthers knocked off nationally-ranked teams in No. 17 North Carolina, a sweep of No. 23 Georgia Tech at Charles L. Cost Field, a win over top-ranked Virginia, as well as a win over No. 20 Clemson.

For the second year in a row, the pitching staff posted a sub-four earned run average, following up a program-low 3.59 earned run average in 2013. The 3.97 team ERA from 2014 stands as the second lowest by a Pitt team since at least 1993. Three pitchers - Luke Curtis, Joseph Harvey and Matt Wotherspoon - who helped achieve the feat were selected in the 2014 Major League Baseball draft.

In their second full season as a member of the ACC, the Panthers posted a mark of 20-32 (9-21 ACC), beleaguered by talent lost to the professional draft, injuries that robbed the team of key personnel and improbable bouts of illness.

The Panthers made noise from the very beginning, hammering reigning A-10 champion Saint Louis, 18-1, on February 13 to mark the largest Opening Day margin of victory in school history.

After snow forced the teams to relocate to the USA Baseball National Training Complex in Cary, N.C., Pitt stole game one of its March 7-8 series with No. 1 Virginia, 1-0, to take a game from the Cavaliers while they sat atop the national rankings



## PITT BASEBALL HISTORY



for the second straight year. T.J. Zeuch fired eight shutout frames, surrendered just four hits, and struck out eight in a dominant outing that saw him get the best of Virginia's reigning All-American and 2014 ACC Co-Pitcher of the Year Nathan Kirby.

On March 15, Pitt's series victory over another ranked foe, No. 11 North Carolina, came in dramatic fashion as senior Eric Hess delivered a walkoff RBI single to right center to take the decisive final game, 3-2. The Panthers had previously won the series opener, 12-9, thanks in part to a three-run single from freshman Charles LeBlanc with the game tied, 9-9, in the seventh.

Pitt's final series of the year was a successful one, as the Panthers hosted and defeated Virginia Tech in two out of three to end the season. Pitt earned back-to-back shutout wins in games one and two, both with a score of 7-0, to mark the first time it had blanked its opponent in consecutive contests since 2011. With the pair of victories, the team ended the season winning four of the final six games -- three of which were played on the road.

The Panthers continued to improve in the 2016 season, one in which the record books were highlighted by the selection of ace righty Zeuch as the 21st overall pick in the MLB Draft. With the pick by the Toronto Blue Jays, Zeuch became the highest drafted player in Pitt history and just the second to be taken in the first round. In addition to Zeuch, Charles LeBlanc was taken in the fourth round by the Texas Rangers after posting one of the most prolific seasons in team history. LeBlanc won the ACC's batting title and was named to the All-ACC first team after smacking a .405 average. His mark was good for 13th in the nation and the highest in the ACC in seven seasons.

Leblanc's ACC selection was the first postseason ACC award for an individual since the team joined the league in 2013. Zeuch landed on the second team, while Nick Yarnall was named to the third team and Yaya Chentouf landed on the All-Freshman squad.

Pitt went 25-26-0 on the year, finishing with a mark of 10-18 in the ACC, including wins over nationally-ranked programs in No. 6 North Carolina, No. 11 Florida State, No. 14 Clemson and No. 25 Georgia Tech. Despite a hot start to ACC play, the Panthers struggled with tough tests against reigning national champion Virginia and ACC Coastal Division winner Miami as Pitt dropped six straight to end ACC play, narrowly missing the conference tournament.

The Panthers found success in the middle part of the ACC season during the 2017 contest after getting off to a slow start. After opening the year with one of the best starts in recent history, the team fell to 1-5 in ACC action, before a thrilling sweep of Coastal Division Virginia Tech gave the Panthers some much needed momentum. The Panthers would move on to take two-of-three from a solid Duke team in Durham, N.C., and would capture the program's first-ever victory over national powerhouse Miami. Pitt would earn marquee victories over No. 3 North Carolina and No. 20 Wake Forest.

Freshman Alex Amos landed on the ACC's All-Freshman team, marking the second straight season in which the Panthers earned at least one all-conference selection. Three Panthers would hear their names called in the 2017 MLB First Year Player Draft, as Josh Falk, Isaac Mattson and Josh Mitchell each moved on to pursue professional careers. Teammate Manny Pazos would also earn chance to play at the next level, singing as an undrafted free agent.

The Panthers reached new heights in the 2018 season, earning the program's first ever berth in the ACC Baseball Championship, earning national attention after sweeping pool play with victories over Georgia Tech and top-seeded and nationally ranked North Carolina. The Panthers opened the tournament with a 2-1 victory over the Yellow Jackets as redshirt senior ace Matt Pidich led the team to its first win in the ACC's postseason tournament. Pitt would battle back the following day, stunning top-seeded and eventual College World Series participant North Carolina, 5-4.

Pitt earned its first ever tournament berth after tying an output for ACC wins in a single season. After opening

the year 2-7 in the league, Pitt would win its first ever series over Virginia and earn back-to-back series wins over Boston College, Georgia Tech and Miami to fight back into the league's standings.

The Panthers again landed on the All-ACC teams, as both Liam Sabino and Ron Washington Jr. earned the honor. Additionally, freshman Chris Cappas would earn ACC All-Tournament Team recognition, with Sabino and redshirt senior Frank Maldonado earning All-Region honors.

Pitt would be represented well in the draft, as five players earned MLB selections. RJ Freure (sixth round), Matt Pidich (eighth round), Derek West (28th round), Sabino (35th round) and Yasin Chentouf (36th round) continued the Panthers' strong legacy.

The Panthers ushered in a new chapter in July of 2018, as former Florida State Associate Head Coach Mike Bell became the fifth head coach in Pitt baseball history. Bell, who joined the Panthers after serving as an NCAA Division I coach for 14 seasons, including seven at national powerhouse Florida State, led three teams to four College World Series appearances and looks to position the Panthers to national prominence.

After retooling the roster in 2019, the 2020 team showed promise in a season cut short due to COVID. Pitt started 10-1, tied for the second-best start through 11 games in program history. 21 newcomers to the team, the most of any ACC squad, made immediate impacts with over half the position players and two of the weekend starters featuring new starters.

In a season different from any previous year due to COVID, Bell and the Panthers



## PITT BASEBALL HISTORY

overcame the adversity to turn in the program's best season not only since joining the ACC in 2014, but in decades. Pitt opened the season with four series wins against teams that reached the NCAA Region-als for an 11-4 record to earn a ranking in the five major polls for just the second time in school history: Baseball America (No. 14, a program-best), D1Baseball.com (No. 15), Collegiate Baseball (No. 18), USA TODAY Sports Coaches' Poll (No. 18) and National Collegiate Baseball Writers' Association (No. 20).

After dropping the season-opener to Indiana State, the Panthers responded by outscoring the Sycamores 18-3 to claim the series. The national attention for Pitt however began next week with a sweep of No. 9 Florida State in Tallahassee. The sweep was the first over a top-10 ACC opponent and on the road against any opponent and just the second sweep over a ranked ACC team.

Pitt knocked off another top-ten ACC opponent on the road two weeks later, defeating No. 7 Georgia Tech 11-9 in the opener and then 18-12 in the finale. The 18 runs and 17 RBI's were the most against an ACC opponent. Pitt finished off five-straight weekends on the road with a series-win at Virginia, who reached the College World Series.

The Panthers continued to make history not only in program history, but in the ACC. With a home sweep of No. 15 Miami, Pitt became the second ACC school to sweep Miami and Florida State in the same season. Two more series wins were added against North Carolina and Boston College at home, and Pitt made its second appearance in the ACC Tournament that included its third win over North Carolina in the season. Pitt was almost as close as can be to making the NCAA tournament, finishing as the second-team out in the field announced by the NCAA committee.

Overall, the Panthers set program records for their highest ranking in the polls, consecutive weeks in the polls (nine), RPI (50) and strength of schedule (30). In ACC play, Pitt set program-bests in ACC series wins (six) and ACC victories (16). Pitt went 18-12 against teams that made the NCAA Regionals, tied for the second-best record in the nation. The Panthers won 17 times against Quad-one schools.

Mitch Myers became the highest drafted Panther since 2018. The junior right-hander was selected in the 12th round of the MLB draft with the No. 368 pick by the Oakland Athletics. Myers was one of a program-best four Panthers selected to the All-ACC Third Team: Sky Duff, Nico Popa and David Yanni.

Duff was selected to the ABCA/Rawlings All-East Region Second Team. The third baseman had a breakout campaign in his third year in Pittsburgh and enters 2022 with 21-game reached base and 13-game hitting streaks. A member of the 2019 second-team, Popa is the first Panther to earn All-ACC honors twice. The all-time leader in program history in games played, starts and walks, Yanni had his best season as a Panthers in 2021.

Pitt continued the program's ascension under Bell in 2022, posting a winning record with 29 victories, which tied for the program's most since joining the conference in 2014. The Panthers recorded five ACC series victories, including triumphs over a pair of top-five ranked squads (Louisville and Clemson). The Panthers qualified for the ACC Tournament for the second year in a row and just the third time since joining the league. Pitt advanced to the semifinals for the first time since 2018 as the No. 11 seed, logging

wins over No. 7-seeded Georgia Tech and No. 2-seeded Louisville. The Panthers ended the regular season with an RPI ranking of 69, the 37th-toughest strength of schedule, 12 wins against quadrant one teams and 10 wins against the NCAA Tournament field.

Starting pitchers Matt Gilbertson (Second Team) and Billy Corcoran (Third Team) were named All-ACC selections, becoming the first tandem of Panther pitchers to earn All-ACC honors in the same season. Gilbertson was also named to the 2022 ABCA/Rawlings East All-Region Second Team after posting a team-best 9-3 record and leading the team in ERA (3.74), WHIP (1.17), starts (15), innings pitched (96.1) and strikeouts (88). Corcoran signed as an undrafted free agent with the Arizona Diamondbacks after ranking among the ACC leaders in fewest walks allowed (1st; 8), innings pitched (8th; 85.1) and wins (T-8th; 7). He also tied for third in the NCAA in walks allowed per nine innings (0.84) and fifth in strikeout-to-walk ratio (8.62).

Catcher Tatem Levins was selected in the eighth round (No. 246) of the 2022 MLB Draft by the Seattle Mariners, becoming Pitt's highest draft pick since 2018 and the 94th draft selection Bell has worked with during his coaching career. Levins started all 56 games for the Panthers, leading the squad in batting average (.321), slugging percentage (.613), OPS (1.048), hits (68), extra base hits (27), home runs (16) and total bases (130).

Right-handed pitcher Baron Stuart was also signed by the New York Yankees as an undrafted free agent following the 2022 campaign. He appeared in a team-high 27 games out of the bullpen and logged a team-high seven saves for the Panthers, which ranked fifth in the Atlantic Coast Conference and tied for the fourth-most in a single season in program history.

The Panther baseball program notched another 20+ win campaign in 2023, as Pitt won 24 games and competed in the ACC Tournament for the third consecutive season under Coach Bell. Prior to Bell's tenure, Pitt made the ACC tournament just once.

The 2023 season was highlighted with wins over multiple top-ranked programs, including a shutout win over No. 2 Wake Forest on a Friday night in April. That would be more than just a win for Bell however, as it was his 100th win at Pitt and the 100th win as a head coach. The week prior, Pitt traveled to Charlottesville, VA and took the series from No. 7 Virginia, snapping their program record 23-game home win streak.

Graduate student, Kyle Hess, garnered all-conference recognition for the first time in his illustrious Pitt career in 2023, being named a Third Team All-ACC outfielder. Despite missing the first nine games of the season due to injury, Hess still collected career highs in games played (45), hits (56), home runs (10), RBI (42), triples (6) and walks (24).

In June, Bell and the Panthers would watch as two of their pitchers were selected minutes from each other during the 2023 MLB Draft. Logan Evans was the first Panther off the board, being selected in the 12th round (367 overall) by the Seattle Mariners. Evans served as the Panthers' Saturday starter for a majority of the 2023 season, starting nine games while finishing with a 5-3 record, a 5.88 ERA and 42 strikeouts.

RHP Dylan Simmons was the second Panther to be selected in the 2023 MLB Draft, going in the 15th round (438 overall) to the Cincinnati Reds. Simmons was a work-

horse for Pitt out of the bullpen in 2023, serving as one of the first arms Bell would often turn to in relief. Simmons owned a 2-2 record with a 4.58 ERA, he struck out 60 batters in just 39.1 innings pitched and earned one save.

## PITT BASEBALL HISTORY

### GENERAL RECORDS

Most Games Played (Since 1985)	59	2013
Most Games Won (Since 1985)	42	2013
Most Games Lost (Since 1985)	34	2008
Most Conference Games Won	18	2010 & 2013
Most Conference Games Lost	21	2015 & 2017
Highest Winning Percentage	.824	1963
Highest Winning Percentage (Since 1985)	.712	2013
Lowest Winning Percentage	.000	1943, 1944 & 1945
Lowest Winning Percentage (Since 1985)	.194	1989
Most Extra-Inning Games	5	1985, 2000, 2006, 2009, 2014 & 2015
Most Extra-Inning Wins	4	1985 & 2000
Most Extra-Inning Losses	4	2006
Most Consecutive Wins	11	2010
Most Consecutive Losses	16	1986
Most Consecutive Wins at Start of Season	10	1965
Most Consecutive Losses at Start of Season	8	2007
Most Shutouts Won	10	1965
Most Shutouts Lost	7	2014
Most Shutouts vs. One Team (Single Season)	2	14 times, last vs. UNC 2016
Most 1-0 Games Won	3	1967
Most 1-0 Games Lost	2	2014
Largest Shutout Win	23-0	1984 vs. Clarion
Largest Shutout Loss	23-0	1988 vs. Villanova

### SEASON TEAM BATTING (SINCE 1985)

Highest Batting Average	.364	2010
Lowest Batting Average	.237	2014
Most Runs	531	2010
Fewest Runs	115	1989
Most Hits	772	2010
Fewest Hits	254	1990
Most Doubles	146	2010
Fewest Doubles	38	1986
Most Triples	25	2015
Fewest Triples	4	1996 & 2001
Most Home Runs	79	2022
Fewest Home Runs	6	1989
Most Runs Batted In	481	2010
Fewest Runs Batted In	95	1989
Most Walks	326	2023
Fewest Walks	198	1986
Most Stolen Bases	207	1994
Fewest Stolen Bases	14	1989

### SEASON TEAM PITCHING (SINCE 1985)

Lowest ERA	3.59	2013
Highest ERA	8.62	1987
Most Innings Pitched	527.0	2013
Fewest Innings Pitched	189.0	1986
Most Hits	592	2010
Fewest Hits	250	1988
Most Runs	387	2022
Fewest Runs	193	1988
Most Earned Runs	338	2022
Fewest Earned Runs	134	1988
Most Strikeouts	493	2018
Fewest Strikeouts	110	1989
Most Walks	265	2002
Fewest Walks	146	1990

## PITT BASEBALL HISTORY

### FIRST-YEAR PLAYER RECORDS

#### INDIVIDUAL BATTING

Batting Average	.471	Sean Toole	2010
On-Base Percentage	.533	Tony LaCava	1982
Slugging Percentage	.796	Chris Sedon	2009
At-Bats	221	Jeff Wehler	2022
Runs	65	Chris Sedon	2009
Hits	80	Chris Sedon	2009
Doubles	20	Jim Negrych	2004
Triples	6	Travis Whitmore	2010
Home Runs	22	Chris Sedon	2009
Total Bases	160	Chris Sedon	2009
Runs Batted In	65	David Chester	2010
Stolen Bases	25	Jason Conti	1994
Walks	50	Noah Martinez	2023

#### SCORING RECORDS

##### MOST RUNS SCORED IN A GAME

Date	Opponent	PITT	OPP	W/L
1953	IUP	36	6	W
May 7, 2008	Coppin State	25	5	W
Feb. 29, 2008	MD-Eastern Shore	25	3	W
April 9, 2013	Youngstown State	24	7	W
April 25, 2010	West Virginia	24	9	W
1973	Gettysburg	24	5	W
1963	William & Mary	24	3	W
1950	VMI	24	2	W
May 6, 1993	Mercyhurst	23	13	W
1984	Clarion	23	0	W
1963	Allegheny	23	9	W
Feb. 24, 2012	Wofford	22	12	W
May 7, 2000	Notre Dame	22	18	W
March 28, 1990	Duquesne	22	3	W
1985	Westminster	22	8	W
1950	St. Vincent	22	5	W
March 15, 2022	Bucknell	21	6	W
March 6, 2018	St. Peter's	21	1	W
April 21, 2010	Youngstown State	21	12	W
April 14, 2010	Duquesne	21	9	W
March 3, 2001	Albany	21	10	W
1982	Towson	21	9	W

##### LARGEST MARGIN OF VICTORY

Date	Opponent	PITT	OPP	+/-
1953	IUP	36	6	+30
1984	Clarion	23	0	+23
Feb. 29, 2008	MD-Eastern Shore	25	3	+22
1950	VMI	24	2	+22
1963	William & Mary	24	3	+21
March 6, 2018	St. Peter's	21	1	+20
May 7, 2008	Coppin State	25	5	+20
May 3, 1993	Boston College	21	1	+20
1973	Gettysburg	24	4	+20
May 3, 2017	MD Eastern Shore	20	1	+19
March 24, 2005	Seton Hall	19	0	+19
May 5, 2002	Georgetown	19	0	+19
March 28, 1990	Duquesne	22	3	+19
March 8, 2003	Chicago State	20	2	+18
April 15, 2000	Connecticut	18	0	+18
Feb. 13, 2015	Saint Louis	18	1	+17
April 9, 2013	Youngstown State	24	7	+17
March 11, 2011	Central Michigan	19	2	+17
March 6, 1996	IUP	19	2	+17
April 12, 1995	Cleveland State	18	1	+17
1950	St. Vincent	22	5	+17

#### INDIVIDUAL PITCHING

Wins	8	Rhys Aldenhoven	2013
		Nick Evangelista	2003
		Mike Rohrbach	1995
ERA	0.33	Dave Welty	1967
Games	30	Nash Bryan	2023
Games Started	14	Jack Sokol	2023
		Logan Evans	2022
		Rhys Aldenhoven	2013
		Nick Evangelista	1995
Saves	8	Nash Bryan	2023
Innings Pitched	89.1	Nick Evangelista	1995
		Dave Welty	1967

##### MOST RUNS SCORED BY AN OPPONENT IN A GAME

Date	Opponent	PITT	OPP	W/L
1987	Seton Hall	9	27	L
1982	Rollins College	7	27	L
1987	Villanova	10	25	L
April 22, 2023	#2 Wake Forest	4	23	L
1988	Villanova	0	23	L
1978	Temple	5	23	L
1955	Navy	6	23	L
March 19, 2022	Virginia Tech	6	22	L
1986	Georgetown	10	22	L
1986	Florida State	1	22	L
May 16, 2005	Notre Dame	1	21	L
1984	Florida State	1	21	L
1980	Stetson	2	21	L
May 21, 2009	West Virginia	8	20	L
March 13, 2009	Ohio State	3	20	L
May 1, 2001	Akron	14	20	L
1955	Penn State	5	20	L
May 20, 2022	Georgia Tech	3	19	L
May 17, 2022	Penn State	6	19	L
April 7, 2010	Kent State	6	19	L
April 19, 1997	St. John's	14	19	L
1957	Geneva	8	19	L
1940	Virginia	5	19	L
1939	Duke	3	19	L

##### LARGEST MARGIN OF LOSS

Date	Opponent	PITT	OPP	+/-
1987	Seton Hall	9	27	-23
1988	Villanova	0	23	-23
1986	Florida State	1	21	-21
May 9, 2014	Maryland	1	21	-20
May 16, 2005	Notre Dame	1	21	-20
1984	Florida State	1	21	-20
1982	Rollins College	7	27	-20
April 22, 2023	#2 Wake Forest	4	23	-19
1980	Stetson	2	21	-19
April 16, 2022	Virginia	0	18	-18
1987	Seton Hall	9	27	-18
1978	Temple	5	23	-18
March 13, 2009	Ohio State	3	20	-17
March 25, 1995	Villanova	3	20	-17
1955	Navy	6	23	-17
1942	Ohio State	0	17	-17
April 23, 2023	#2 Wake Forest	1	17	-16
May 20, 2022	Georgia Tech	3	19	-16
March 19, 2022	Virginia Tech	6	22	-16
1986	Penn State	1	17	-16
1985	Florida State	2	18	-16
1953	Ohio	2	18	-16
1949	West Virginia	2	18	-16
1939	Duke	3	19	-16

## PITT BASEBALL HISTORY

### SINGLE SEASON BATTING LEADERS

#### BATTING AVERAGE

1.	Tom Horew	.508	1984
2.	Bob Cuthbert	.494	1963
3.	George Lowe	.474	1950
4.	Sean Toole	.471	2010
5.	Fred Mazurek	.466	1965
6.	Frank Gustine	.462	1969
7.	Lefty Drobniowski	.458	1939
8.	Ed Bodnar	.447	1984
	Jim Sufirin	.447	1973
	Al Ricciuti	.447	1961
11.	Ralph McNelly	.443	1992
12.	Joe Risacher III	.442	1983
13.	Tony LaCava	.441	1982
14.	Dan DeStout	.435	1977
15.	Joe Leonard	.433	2010
	Paul Quarantillo	.433	1973
17.	Rich Kline	.429	1981
18.	Frank Papariello	.423	1949
	Art Barnes	.423	1946
20.	Josh Tyler	.417	1994

#### ON BASE PERCENTAGE

1.	Tom Horew	.623	1984
2.	Glenn Howe	.588	1982
3.	Jeff Montgomery	.581	1995
	Pete Martorelli	.581	1974
5.	Ken Strish	.580	1993
	Ed Bodnar	.580	1984
7.	George Lowe	.574	1950
8.	Ralph McNelly	.569	1992
9.	Harry Little	.567	1955
10.	Tony LaCava	.533	1982
11.	Art Barnes	.531	1946
12.	Bobby Lewis	.529	1949
13.	Paul Quarantillo	.528	1973
14.	Joe Leonard	.521	2010
	Sean Toole	.521	2010
16.	Bobby Lewis	.517	1950
17.	Jim Negrych	.515	2006
18.	Rich Kline	.513	1981
19.	Kurt Womelsdorf	.511	1994
	Joe Groetsch	.511	1974

#### SLUGGING PERCENTAGE

1.	Frank Papariello	.808	1949
2.	Brant Colamarino	.802	2002
3.	Chris Sedon	.796	2009
4.	Ed Bodnar	.789	1984
5.	Dan DeStout	.768	1977
6.	Tony LaCava	.765	1982
7.	Gregg Lamanti	.759	1987
8.	P.J. Hiser	.758	2004
9.	Lefty Drobniowski	.750	1939
10.	Jim Sufirin	.737	1973
11.	Ken Macha	.732	1971
12.	Jim Dunlap	.729	1957
13.	Jeff Montgomery	.727	1994
14.	Al Lardo	.722	1993
15.	Rich Kline	.714	1981
16.	Danny Slain	.707	1974
17.	John Susi	.704	1977
18.	Ben Copeland	.703	2005

19.	Jim Dunlap	.698	1958
20.	Jim Negrych	.694	2005

#### AT BATS

1.	Joe Leonard	240	2010
2.	Casey Roche	233	2013
	Kevan Smith	233	2010
4.	Stephen Vranka	231	2013
	Rich Devereaux	231	2012
6.	John Shultz	225	2012
7.	Sean Conley	224	2008
8.	Sky Duff	222	2023
	Stephen Vranka	222	2012
10.	Jeff Wehler	221	2022
11.	Elvin Soto	219	2013
	Ben Copeland	219	2005
13.	Evan Oswald	217	2013
	Zach Duggan	217	2010
	Ben Copeland	217	2004
	Joe Lydic	217	1999
17.	Elvin Soto	216	2012
18.	Nico Popa	215	2019
	Stuart Rykaceski	215	2000
20.	Travis Whitmore	214	2010

#### RUNS

1.	John Shultz	76	2010
2.	Danny Lopez	67	2010
3.	Stephen Vranka	65	2013
	Chris Sedon	65	2009
	Ben Copeland	65	2005
6.	Ben Copeland	63	2004
7.	Joe Leonard	62	2010
8.	John Shultz	59	2011
9.	Brant Colamarino	58	2002
10.	Connor Perry	57	2019
	P.J. Hiser	57	2004
	Joe Lydic	57	2000
13.	Sky Duff	54	2023
14.	Casey Roche	53	2013
	Anothony Defabio	53	2012
	Joe Lydic	53	1999
17.	Noah Martinez	52	2023
	Jimmy Mayer	52	2006
	Jim Negrych	52	2005
	Danny Gonzalez	52	1994



# PITT BASEBALL HISTORY

## SINGLE SEASON BATTING LEADERS

### HITS

1.	Joe Leonard	104	2010
2.	John Shultz	91	2010
3.	Rick Devereaux	86	2012
4.	Kevan Smith	84	2010
	Ben Copeland	84	2005
6.	Kevan Smith	83	2011
7.	Chris Sedon	80	2009
8.	Charles Leblanc	79	2016
	Casey Roche	79	2013
	Travis Whitmore	79	2010
11.	Nico Popa	76	2019
	Jimmy Mayer	76	2006
	Jim Negrych	76	2004
	Brad Rea	76	2002
15.	Zach Duggan	75	2010
	Josh Tyler	75	1994
17.	Danny Lopez	73	2010
	Cory Brownsten	73	2010
	Joe Lydic	73	1999
20.	Stephen Vranka	72	2013
	Ben Copeland	72	2004

### DOUBLES

1.	Joe Leonard	23	2010
	Ben Copeland	23	2005
3.	John Shultz	20	2010
	Jim Negrych	20	2004
5.	Sky Duff	18	2021
	Stephen Vranka	18	2013
	Kevan Smith	18	2010
	Stuart Rykaceski	18	2003
	Brant Colamarino	18	2001
10.	Jeff Wehler	17	2022
	Ron Washington Jr.	17	2019
	Liam Sabino	17	2018
	Alex Kowalczyk	17	2016
	Casey Roche	17	2012
	Kevan Smith	17	2011
	Sean Conley	17	2008
16.	Anthony Defabio	16	2012
	Danny Lopez	16	2010
	Seth Button	16	2007
	Jimmy Mayer	16	2006
	Rolando Bello	16	2002
	Jon DeBernardis	16	1995


### TRIPLES

1.	Ben Copeland	10	2005
2.	Frank Maldonado	7	2016
	Ben Copeland	7	2004
	Bill Schmitt	7	1955
5.	Kyle Hess	6	2023
	Elvin Soto	6	2013
	Travis Whitmore	6	2010
8.	Nico Popa	5	2019
	Jacob Wright	5	2017
	Ronnie Sherman	5	2016
	Frank Maldonado	5	2015
	Aaron Schnurbusch	5	2015
	Stephen Vranka	5	2014
	Stephen Vranka	5	2013
	Stephen Vranka	5	2012
	Zach Duggan	5	2010
	Ken DiBucci	5	1983
17.	David Yanni	4	2019
	Ronnie Sherman	4	2015
	Sam Parente	4	2013

Boo Vazquez	4	2012
Zach Duggan	4	2011
Kevan Smith	4	2011
Travis Whitmore	4	2011
Joe Leonard	4	2010
Jordan Herr	4	2007
Mike Scanzano	4	2003
Joe Lydic	4	1999
Billy Sherbondy	4	1989
Chris Jelic	4	1985

### HOME RUNS

1.	Chris Sedon	22	2009
2.	P.J. Hiser	21	2004
3.	Brant Colamarino	19	2002
	Joe Lydic	19	2000
5.	Brad Rea	18	2002
6.	Tatem Levins	16	2022
	Liam Sabino	16	2018
	David Chester	16	2011
	Jim Negrych	16	2005
10.	Ron Washington Jr.	15	2022
	Connor Perry	15	2019
	David Chester	15	2010
13.	Joe Lydic	14	1999
14.	<b>CJ Funk</b>	<b>13</b>	<b>2023</b>
	Noah Martinez	13	2023
	Tom Cashman	13	2004
	Steve Dickinson	13	1999
	Steve Dickinson	13	1997
19.	David Yanni	12	2021
	Stevem Shelinsky Jr.	12	2013
	Brad Rea	12	2001
	Gregg Lamanti	12	1987



## PITT BASEBALL HISTORY

### SINGLE SEASON BATTING LEADERS

#### TOTAL BASES

1.	Chris Sedon	160	2009
2.	Joe Leonard	159	2010
3.	Ben Copeland	154	2005
4.	P.J. Hiser	150	2004
5.	Joe Lydic	143	2000
6.	Brant Colamarino	142	2002
	Brad Rea	142	2002
8.	Kevan Smith	141	2011
9.	Joe Lydic	137	1999
10.	David Chester	133	2011
11.	Tatem Levins	130	2022
12.	Jim Negrych	129	2005
13.	David Chester	126	2010
14.	Nico Popa	125	2019
	Liam Sabino	125	2018
	John Schultz	125	2010
17.	Rick Devereaux	124	2012
18.	Casey Roche	122	2013
19.	Connor Perry	121	2019
	Stephen Vranka	121	2013

#### RUNS BATTED IN

1.	Joe Leonard	71	2010
2.	P.J. Hiser	67	2004
3.	Brad Rea	66	2002
4.	Casey Roche	65	2013
	David Chester	65	2010
6.	Chris Sedon	62	2009
7.	David Chester	60	2011
	Jim Negrych	60	2006
9.	Jim Negrych	59	2005
10.	Brant Colamarino	58	2002
11.	Kevan Smith	56	2011
12.	Steven Shelinsky Jr.	54	2013
	Rick Devereaux	54	2012
14.	Noah Martinez	53	2023
	Tatem Levins	53	2022
	Joe Lydic	53	1999
17.	Zach Duggan	52	2010
	Jon DeBernardis	52	1995
19.	Sam Parente	49	2013
	Brad Rea	49	2001
	Joe Lydic	49	2000

#### STOLEN BASES

1.	Ben Copeland	37	2000
2.	Craig Crawley	36	1994
3.	Jason Conti	33	1995
4.	Scott Lobaugh	32	1997
5.	Jason Conti	31	1996
	Kurt Womelsdorf	31	1995
	Bob Miller	31	1994
8.	Ben Copeland	29	2005
9.	Danny Gonzalez	27	1994
10.	Kurt Womelsdorf	25	1996
	Jason Conti	25	1994
12.	David Cline	24	2005
	Josh Tyler	24	1994
14.	Danny Lopez	21	2008
	Ralph McNelly	21	1991
16.	Peter Parise	20	2004
	Stuart Rykaceski	20	2002
	Craig Crawley	20	1993

Josh Tyler	20	1993
Al Lardo	20	1992

#### WALKS

1.	Jack Anderson	55	2023
2.	Steven Shelinsky Jr.	51	2013
3.	Noah Martinez	50	2023
4.	<b>CJ Funk</b>	<b>49</b>	<b>2023</b>
5.	Sky Duff	47	2023
6.	Cole McLaren	44	2019
	Nick Mullins	44	2008
	Jim Negrych	44	2005
9.	David Yanni	43	2018
	John Schultz	43	2011
11.	<b>CJ Funk</b>	<b>41</b>	<b>2022</b>
	Sky Duff	41	2022
	Jacob Wright	41	2015
	Bryan Spamer	41	2003
15.	Sky Duff	40	2019
	David Chester	40	2011
	Jim Negrych	40	2006
	Brant Colamarino	40	2002
19.	Cole McLaren	39	2018
	Jacob Wright	39	2017

#### HIT BY PITCHES

1.	Josh Mellor	23	1995
2.	David Kirilloff	18	1989
3.	Anthony Defabio	17	2012
4.	David Chester	14	2010
5.	Frank Maldonado	13	2016
	Frank Maldonado	13	2015
7.	Tatem Levins	12	2022
	Nico Popa	12	2019
	Sam Parente	12	2013
	Casey Roche	12	2013
	Greg Christman	12	1992
	Pete Colangelo	12	1958
	Joe Walton	12	1957
14.	Alex Amos	11	2017
	Frank Maldonado	11	2017
	Alex Kowalczyk	11	2016
	Evan Oswald	11	2013



**Kevan Smith**

## PITT BASEBALL HISTORY

### SINGLE SEASON PITCHING LEADERS

#### GAMES

1.	Chase Smith	33	2019
2.	Nash Bryan	30	2023
3.	Jon Danielczyk	29	2014
4.	Baron Stuart	27	2022
	RJ Freure	27	2018
6.	Chase Smith	26	2021
	Sam Mersing	26	2017
	Tedde Campbell	26	1995
9.	Brady Devereux	25	2022
	Yasin Chentouf	25	2018
	Alex Caravella	25	2011
12.	Dylan Simmons	24	2023
	Brady Devereux	24	2019
	Hobie Harris	24	2015
	Cole Taylor	24	2010
	Justin Cicatello	24	2006
17.	CJ McKennitt	23	2022
	David Moore	23	2019
	Nick Parnell	23	2015
	Joseph Harvey	23	2013
	David Kaye	23	2008
	Brian Jacobsen	23	2003
	Mike Rohrbach	23	1996
	Mike Rohrbach	23	1995

#### GAMES STARTED

1.	Josh Mitchell	16	2017
	Tedde Campbell	16	1995
3.	Matt Gilbertson	15	2022
	Matt Pidich	15	2018
	Ethan Mildren	15	2013
	Matt Wotherspoon	15	2013
	Matt Iannazzo	15	2012
	Corey Baker	15	2010
9.	<b>Jack Sokol</b>	<b>14</b>	<b>2023</b>
	Billy Corcoran	14	2022
	Logan Evans	14	2022
	Josh Falk	14	2017
	T.J. Zeuch	14	2015
	Matt Wotherspoon	14	2014
	Rhys Aldenhoven	14	2013
	Ethan Mildren	14	2012
	Matt Wotherspoon	14	2012
	Corey Baker	14	2011
	Matt Iannazzo	14	2011
	Robert Brant	14	2007
	Paul Nardozi	14	2007
	Nick Evangelista	14	2004
	Nick Evangelista	14	2003


#### INNINGS PITCHED

1.	Tedde Campbell	135.0	1995
2.	Ethan Mildren	114.2	2013
3.	Matt Wotherspoon	106.2	2013
4.	Corey Baker	105.2	2010
5.	Matt Iannazzo	102.1	2011
6.	Matt Iannazzo	100.1	2012
7.	Matt Gilbertson	96.1	2022
8.	Ethan Mildren	95.2	2012
9.	Dick Shannon	95.1	1953
10.	Matt Iannazzo	93.1	2010
11.	Paul Nardozi	93.0	2007
12.	Matt Pidich	91.1	2018
	Matt Wotherspoon	91.1	2012
14.	Nate Reed	89.2	2008
15.	Robert Brant	88.2	2007
16.	T.J. Zeuch	88.1	2015
	Nick Evangelista	88.1	2003
18.	Rhys Aldenhoven	88.0	2013

19.	Robert Brant	86.0	2006
	Tedde Campbell	86.0	1994

#### WINS

1.	Tedde Campbell	15	1995
2.	Corey Baker	11	2010
	Matt Iannazzo	11	2010
4.	Ethan Mildren	10	2013
5.	Matt Gilbertson	9	2022
	Matt Wotherspoon	9	2013
	Gregg Mrochko	9	1994
8.	Rhys Aldenhoven	8	2013
	Matt Iannazzo	8	2011
	Nick Evangelista	8	2004
	Nick Evangelista	8	2003
	Mike Rohrbach	8	1995
	Larry LaMonde	8	1981
14.	Matt Iannazzo	7	2012
	Robert Brant	7	2005
	Bill Muldowney	7	2005
	Eric Ackerman	7	2002
	Aaron Krause	7	1981
	Allen Lachowicz	7	1981
	Dick Shannon	7	1953



**Billy Corcoran**

# PITT BASEBALL HISTORY SINGLE SEASON PITCHING LEADERS

SAVES			
1.	Dick Shannon .....	10 .....	1953
2.	Nash Bryan .....	8 .....	2023
	Yasin Chentouf .....	8 .....	2018
	Larry LaMonde .....	8 .....	1981
5.	Baron Stuart .....	7 .....	2022
	Billy Muldowney .....	7 .....	2005
	Tedde Campbell .....	7 .....	1995
	Allen Lachowicz .....	7 .....	1981
	Bob Russell .....	7 .....	1951
10.	Jordan McCrum .....	6 .....	2021
	Yasin Chentouf .....	6 .....	2016
	Tanner Wilt .....	6 .....	2012
	Nick Evangelista .....	6 .....	2003
	Joe Engel .....	6 .....	2001
	Rich Lowman .....	6 .....	1988
	Aaron Krause .....	6 .....	1984
	Tom Seebacher .....	6 .....	1982
	Aaron Krause .....	6 .....	1981
	Don Kennedy .....	6 .....	1976
	Dave Welly .....	6 .....	1967
	Dave Welly .....	6 .....	1966
	Larry Brent .....	6 .....	1950
	Bob Malloy .....	6 .....	1941

COMPLETE GAMES			
1.	Dick Shannon .....	10 .....	1953
2.	Larry LaMonde .....	8 .....	1981
3.	Billy Muldowney .....	7 .....	2005
	Tedde Campbell .....	7 .....	1995
	Allen Lachowicz .....	7 .....	1981
	Bob Russell .....	7 .....	1951
7.	Nick Evangelista .....	6 .....	2003
	Joe Engel .....	6 .....	2001
	Rich Lowman .....	6 .....	1988
	Aaron Krause .....	6 .....	1984
	Tom Seebacher .....	6 .....	1982
	Aaron Krause .....	6 .....	1981
	Don Kennedy .....	6 .....	1976
	Dave Welly .....	6 .....	1967
	Dave Welly .....	6 .....	1966
	Larry Brent .....	6 .....	1950
	Bob Malloy .....	6 .....	1941

20.	Matt Iannazzo .....	5 .....	2011
STRIKEOUTS			
1.	Tedde Campbell .....	109 .....	1995
2.	John Carlisle .....	105 .....	1963
3.	Matt Pidich .....	99 .....	2018
	Billy Muldowney .....	99 .....	2006
5.	RJ Freure .....	95 .....	2018
6.	T.J. Zeuch .....	90 .....	2015
	Paul Nardozzi .....	90 .....	2007
8.	Billy Muldowney .....	89 .....	2005
	Dave Welly .....	89 .....	1967
10.	Matt Gilbertson .....	87 .....	2022
	P.J. Hiser .....	87 .....	2002
12.	Matt Wotherspoon .....	86 .....	2012
13.	Matt Wotherspoon .....	85 .....	2013
14.	Mitch Myers .....	83 .....	2021
15.	Derek West .....	82 .....	2019
	Robert Brant .....	82 .....	2007
17.	Dan Hammer .....	80 .....	2019
	Robert Brant .....	80 .....	2006
	Dave Welly .....	80 .....	1968
20.	John Carlisle .....	78 .....	1962



Derek West



Baron Stuart

## PITT BASEBALL HISTORY

### CAREER BATTING LEADERS

#### GAMES PLAYED

1.	David Yanni	226	2016-2021
2.	Sky Duff	213	2019-2023
3.	Peter Parise	208	2004-07
4.	Nico Popa	203	2017-2021
	Bryan Spamer	203	2001-04
6.	Casey Roche	202	2011-13
7.	Sean Conley	201	2005-08
	Brad Rea	201	1999-02
9.	Ron Washington Jr	200	2018-22
10.	Scott Folmar	198	2000-03
11.	Stuart Rykaceski	197	1999-03
12.	Frank Maldonado	196	2014-18
13.	John Shultz	192	2008-11
14.	Danny Lopez	189	2007-10
15.	Zach Duggan	186	2008-11
16.	Lou Melucci	179	1996-99
17.	Kyle Hess	173	2019-2023
18.	Morgan Kietly	171	2006-09
19.	David Cline	169	2003-06
20.	Caleb Parry	168	2014-18

#### GAMES STARTED

1.	David Yanni	226	2016-2021
2.	Peter Parise	208	2004-07
3.	Sky Duff	207	2019-2023
4.	Nico Popa	203	2017-2021
5.	Bryan Spamer	203	2001-04
6.	Casey Roche	197	2011-13
7.	Sean Conley	196	2005-08
8.	Brad Rea	192	1999-02
9.	Scott Folmar	190	2000-03
10.	Frank Maldonado	187	2014-18
11.	John Schultz	184	2008-11
	Stuart Rykaceski	184	1999-03
13.	Danny Lopez	180	2007-10
14.	Lou Melucci	173	1996-99
15.	Kyle Hess	166	2019-2023
	Zach Duggan	166	2008-11
17.	Morgan Kietly	161	2006-09
18.	Jim Negrych	157	2004-06
19.	Ben Copeland	156	2003-05
20.	Caleb Parry	148	2014-18
	Jacob Wright	148	2015-17
	Joe Leonard	148	2008-10

#### BATTING AVERAGE

1.	Tony LaCava	.409	1982-83
2.	Fred Mazurek	.407	1963-65
3.	Tom Horew	.402	1982-85
4.	Chris Sedon	.398	2009
5.	Kevan Smith	.375	2009-11
6.	Jim Negrych	.374	2004-06
7.	Al Ricciuti	.371	1961-63
8.	Joe Leonard	.368	2008-10
9.	Mike Gonda	.367	1999
	Jim Dunlap	.367	1956-58
11.	Danny Gonzalez	.366	1993-94
12.	Sean Toole	.364	2010-11
13.	Bob Cuthbert	.362	1960-63
14.	Dan DeStout	.356	1976-77
	Pete Suder	.356	1960-61
16.	Tony Railing	.355	2001-02
17.	Travis Whitmore	.353	2010-11
	Paul Westwood	.353	1982-85
19.	John Shultz	.351	2008-11
20.	Bob Solonicke	.350	1969-71

#### ON BASE PERCENTAGE

1.	Brian Trymbiski	.556	2008-09
2.	Tony LaCava	.518	1982-83
3.	Jeff Montgomery	.513	1992-95
4.	Pete Martorelli	.497	1972-75
5.	Bill Schmitt	.485	1955-56
6.	Jim Negrych	.483	2004-06
7.	Tom Horew	.480	1982-85
8.	Josh Mellor	.479	1995-96
9.	Danny Gonzalez	.473	1993-94
10.	Ken Strish	.467	1992-94
11.	Craig Crawley	.463	1993-94
	Dennis Stinch	.463	1981-83
13.	Pat Walsh	.462	1992-93
14.	Richard Deiley	.458	1986-87
	Krapf	.458	1954-55
16.	Alex Amos	.456	2017
	Al Lardo	.455	1992-93
18.	Brant Colamarino	.453	2000-02
19.	Chris Sedon	.449	2009
20.	Bob Solonicke	.447	1969-71

#### SLUGGING PERCENTAGE

1.	Chris Sedon	.796	2009
2.	P.J. Hiser	.689	2002-02
3.	Tony LaCava	.667	1982-83
4.	Jim Dunlap	.663	1956-58
5.	Joe Lydic	.657	1999-00
6.	Jim Negrych	.645	2004-05
7.	Brant Colamarino	.635	2000-02
8.	Chris Jelic	.622	1984-85
9.	Ken Macha	.620	1970-72
10.	Dan DeStout	.619	1976-77
11.	David Chester	.615	2010-11
	Bill Schmitt	.615	1955-56
13.	Tatem Levins	.613	2022
14.	Liam Sabino	.595	2018
15.	Mike Gonda	.594	1999
16.	Brad Rhea	.586	1999-02
17.	Denny Little	.582	1988-91
18.	Paul Westwood	.571	1982-85
	Tom Horew	.571	1982-85
20.	Al Ricciuti	.570	1961-63

#### AT BATS

1.	Peter Parise	827	2004-07
2.	Sky Duff	794	2019-2023
3.	Sean Conley	785	2005-08
4.	David Yanni	774	2016-2021
5.	Ron Washington Jr	755	2018-22
	Casey Roche	755	2011-14
7.	Bryan Spamer	748	2001-04
8.	Danny Lopez	731	2007-10
	Brad Rhea	731	1999-02
10.	Nico Popa	726	2017-21
11.	John Schultz	715	2008-11
12.	Frank Maldonado	709	2014-18
13.	Stephen Vranka	705	2011-14
14.	Dan Williams	665	2005-08
15.	Stuart Rykaceski	654	1999-03
16.	Kyle Hess	651	2019-2023
17.	Lou Melucci	638	1996-99
18.	Zach Duggan	631	2008-11
	Ben Copeland	631	2003-05
20.	Morgan Kietly	629	2006-09

## PITT BASEBALL HISTORY

### CAREER BATTING LEADERS

#### RUNS

1.	David Yanni	244	2016-21
2.	John Schultz	184	2008-11
3.	Ben Copeland	165	2003-05
	Bryan Spamer	165	2001-04
5.	Sky Duff	163	2019-2023
6.	Stephen Vranka	161	2011-14
7.	Brad Rhea	148	1999-02
8.	Danny Lopez	147	2007-10
9.	Sean Conley	144	2005-08
10.	Stuart Rykaceski	143	1999-03
11.	Peter Parise	142	2004-07
12.	Jim Negrych	141	2004-06
13.	Casey Roche	138	2011-14
14.	Kevan Smith	137	2009-11
	Zach Duggan	137	2008-11
16.	Joe Leonard	135	2008-10
17.	Nico Popa	134	2017-21
18.	Lou Melucci	122	1996-99
19.	Jason Conti	120	1994-96
20.	Ron Washington Jr	119	2018-22
	Jacob Wright	119	2015-17

#### HITS

1.	Peter Parise	253	2004-07
2.	John Shultz	251	2008-11
3.	Bryan Spamer	250	2001-04
4.	Casey Roche	240	2011-14
5.	Brad Rhea	237	1999-02
6.	Danny Lopez	231	2007-10
7.	Sean Conley	227	2005-08
8.	Sky Duff	226	2019-2023
	Joe Leonard	226	2008-10
10.	Ben Copeland	215	2003-05
11.	Ron Washington Jr	214	2018-22
	Stuart Rykaceski	214	1999-03
13.	Jim Negrych	213	2004-06
14.	Nico Popa	208	2017-21
15.	Kevan Smith	204	2004-06
16.	Frank Maldonado	200	2014-18
17.	Lou Melucci	197	1996-99
18.	Kyle Hess	195	2019-2023
19.	David Yanni	187	2016-21
20.	Brant Colamarino	162	2000-02

#### DOUBLES

1.	Sky Duff	54	2019-2023
2.	John Shultz	53	2008-11
3.	Ben Copeland	51	2003-05
4.	David Yanni	38	2016-21
5.	Jim Negrych	48	2004-06
6.	Ron Washington Jr	47	2018-22
	Brad Rhea	47	1999-02
8.	Casey Roche	46	2011-14
9.	Stephen Vranka	44	2011-14
	Joe Leonard	44	2008-11
11.	Bryan Spamer	43	2001-04
12.	Kyle Hess	42	2019-2023
13.	Peter Parise	41	2004-07
14.	Kevan Smith	40	2009-11
	Stuart Rykaceski	40	1999-03
16.	Morgan Kielty	39	2006-09
17.	Danny Lopez	35	2007-10

	Sean Conley	35	2005-08
19.	Darrin Lenhart	34	1998-01
	Lou Melucci	34	1996-99

#### TRIPLES

1.	Ben Copeland	18	2003-05
2.	Frank Maldonado	16	2014-18
3.	Stephen Vranka	15	2011-14
4.	Kyle Hess	13	2019-2023
5.	Ken DiBucci	11	1982-85
6.	Nico Popa	10	2017-21
	Casey Roche	10	2011-14
	Travis Whitmore	10	2010-11
9.	Zach Duggan	9	2008-11
	Bill Schmitt	9	1955-56
11.	David Yanni	8	2016-21
12.	Jacob Wright	8	2015-17
	Chris Jelic	8	1984-85
14.	Danny Lopez	7	2008-10
	Dave Westwood	7	1985-89
	Jim Dunlap	7	1956-58
17.	Elvin Soto	6	2012-13
	Kevan Smith	6	2009-11
	Joe Leonard	6	2008-10
	John Shultz	6	2008-11
	Peter Parise	6	2004-07
	Mike Scanzano	6	2003-04
	Bryan Spamer	6	2001-04
	Chris Delsignore	6	1997-99
	Brian Lohman	6	1985-88

#### HOME RUNS

1.	Brad Rea	46	1999-02
2.	Ron Washington Jr	35	2018-22
3.	Jim Negrych	34	2004-06
4.	Joe Lydic	33	1999-00
	Steve Dickinson	33	1996-99
6.	Brant Colamarino	32	2000-02
7.	David Chester	31	2010-11
8.	David Yanni	28	2016-21
9.	Kyle Hess	27	2019-2023
10.	P.J. Hiser	26	2002-04
11.	Chris Sedon	22	2009
12.	Joe Leonard	20	2008-10
	Brian Lohman	20	1985-88
14.	Nico Popa	19	2017-21
15.	Kevan Smith	19	2009-11
	Tom Cashman	19	2003-04
	Gregg Lamanti	19	1985-88
18.	CJ Funk	18	2021-Pres.
	Seth Button	18	2004-07
	Lou Melucci	18	1996-99
	Robert Garvey	18	1994-97

## PITT BASEBALL HISTORY

### CAREER BATTING LEADERS

#### TOTAL BASES

1.	Brad Rea	428	1999-02
2.	Ron Washington Jr	370	2018-22
3.	Jim Negrych	367	2004-06
4.	Casey Roche	351	2011-14
5.	John Schultz	349	2008-11
6.	Kyle Hess	344	2019-2023
7.	Bryan Spamer	341	2001-04
8.	David Yanni	338	2016-21
	Ben Copeland	338	2003-05
10.	Peter Parise	333	2004-07
11.	Nico Popa	316	2017-21
	Danny Lopez	316	2007-10
13.	Sky Duff	314	2019-2023
14.	Kevan Smith	313	2009-11
15.	Frank Maldonado	308	2014-18
	Sean Conley	308	2005-08
17.	Brant Colamarino	297	2000-02
18.	Lou Melucci	295	1996-99
19.	Joe Lydic	280	1999-00
20.	Steve Dickinson	275	1996-99

#### RUNS BATTED IN

1.	Brad Rea	198	1999-02
2.	Jim Negrych	164	2004-06
3.	Casey Roche	159	2011-14
4.	Kyle Hess	152	2019-2023
5.	David Yanni	146	2016-21
6.	Ron Washington Jr	144	2018-22
7.	Joe Leonard	143	2008-10
8.	Bryan Spamer	140	2001-04
9.	Sean Conley	133	2005-08
10.	Danny Lopez	126	2007-10
	Peter Parise	126	2004-07
12.	David Chester	125	2010-11
	Steve Dickinson	125	1996-99
14.	Kevan Smith	123	2009-11
15.	Brant Colamarino	117	2000-02
	John Shultz	114	2008-11
	Ben Copeland	110	2003-05
18.	Lou Melucci	109	1996-99
19.	Zach Duggan	108	2008-11
	Stuart Rykaceski	108	1999-03

#### STOLEN BASES

1.	Jason Conti	89	1994-96
2.	Kurt Womelsdorf	88	1992-96
3.	Ben Copeland	83	2003-05
4.	Danny Lopez	71	2007-10
5.	David Cline	63	2003-06
6.	Craig Crawley	56	1993-94
7.	Josh Tyler	53	1992-94
8.	Stuart Rykaceski	51	1999-03
9.	Bob Miller	50	1993-95
10.	Zach Duggan	49	2008-11
11.	Bryan Spamer	46	2001-04
12.	Nico Popa	45	2017-21
13.	Brad Reese	44	1990-93
14.	Sam Crowley	41	1993-97
	Bryan Henne	41	1990-93
16.	Ralph McNelly	40	1990-92
17.	Lou Melucci	39	1996-99
	Danny Gonzalez	39	1993-94
	Kurt Allen	39	1992-94
20.	Jacob Wright	38	2015-17
	Mark Stevens	38	1977-80

#### WALKS

1.	Sky Duff	171	2019-2023
2.	David Yanni	148	2016-21
3.	John Shultz	142	2008-11
4.	Jacob Wright	115	2015-17
5.	Jim Negrych	107	2004-06
6.	Stuart Rykaceski	92	1999-03
7.	Bryan Spamer	91	2001-04
8.	<b>CJ Funk</b>	<b>90</b>	<b>2021-Pres.</b>
	Sean Conley	90	2005-08
	Scott Folmar	90	2000-03
11.	Ron Washington Jr	88	2018-22
	Dan Williams	88	2005-08
13.	Brant Colamarino	87	2000-02
14.	Casey Roche	86	2011-14
15.	Jack Anderson	84	2022-2023
	Ben Copeland	84	2003-05
	Sam Crowley	84	1993-97
18.	Cole Maclaren	83	2018-19
	Robert Garvey	83	1994-97
20.	Brad Rhea	76	1999-02

#### HIT BY PITCHES

1.	Frank Maldonado	46	2014-18
2.	Nico Popa	28	2017-21
3.	Casey Roche	27	2011-14
4.	Josh Mellor	26	1995-96
5.	David Yanni	25	2016-21
	Jacob Wright	25	2015-17
7.	Kyle Hess	24	2019-2023
	Steven Shelinsky, Jr.	24	2010-14
	David Chester	24	2010-11
10.	Zach Duggan	23	2008-11
11.	Anthony Defabio	22	2011-12
12.	Dan Williams	21	2005-08
	Sam Parente	20	2012-13
	Evan Oswald	20	2010-13
	Morgan Kielty	20	2006-09
	Greg Christman	20	1991-93
17.	Kurt Womelsdorf	19	1992-96
18.	Bryan Spamer	18	2001-04
	Brad Reese	18	1990-93
	David Krilloff	18	1989



## PITT BASEBALL HISTORY

### CAREER PITCHING LEADERS

#### APPEARANCES

1.	Chase Smith	89	2018-21
2.	Chris Gomez	72	2017-21
3.	Alex Caravella	69	2010-13
4.	J.R. Leonard	67	2010-14
5.	Brady Devereux	64	2019-2023
	Corey Baker	64	2008-11
	Jeff Barneyak	64	2001-05
8.	Sam Mersing	62	2014-17
9.	Matt Wotherspoon	60	2011-14
	Isaac Mattson	59	2015-17
	Robert Brant	59	2005-08
12.	Paul Nardozzi	58	2004-07
13.	Jory Coughenour	56	1997-00
	Matt Skokowski	56	1993-96
15.	Scott Schultz	55	1998-02
16.	Yasin Chentouf	54	2016-18
	Matt Iannazzo	54	2009-12
	Don Rhoten	54	2001-05
19.	John Schultz	53	1996-99
20.	Matt Irvin	51	1998-01

#### GAMES STARTED

1.	Paul Nardozzi	52	2004-07
2.	Matt Wotherspoon	50	2011-14
3.	Corey Baker	49	2008-11
4.	Matt Iannazzo	47	2009-12
	Robert Brant	47	2005-08
6.	Ethan Mildren	40	2011-13
7.	Nate Reed	37	2007-09
	Dan Rhoten	37	2001-05
9.	Dan Hammer	36	2017-19
10.	Matt Irvin	34	1998-01
	Jory Coughenour	34	1997-00
	Gregg Mrochko	34	1992-95
13.	Billy Corcoran	33	2019-22
	T.J. Zeuch	33	2014-16
15.	Matt Gilbertson	33	2020-22
16.	Erik Ackerman	30	1999-02
17.	Nick Evangelista	28	2003-04
	Tedde Campbell	28	1994-95
19.	John Schultz	26	1996-99
20.	Billy Muldowney	25	2005-06

#### INNINGS PITCHED

1.	Matt Iannazzo	342.0	2009-12
2.	Corey Baker	332.0	2008-11
3.	Matt Wotherspoon	327.1	2011-14
4.	Robert Brant	305.1	2005-08
5.	Paul Nardozzi	285.2	2004-07
6.	Ethan Mildren	281.1	2011-13
7.	Jory Coughenour	233.0	1997-00
8.	John Schultz	224.2	1996-99
9.	Don Rhoten	223.1	2001-05
10.	Tedde Campbell	221.0	1994-95
11.	Matt Irvin	217.1	1998-01
12.	T.J. Zeuch	213.2	2014-16
13.	Gregg Mrochko	208.0	1992-95
14.	Matt Gilbertson	205.1	2020-22
15.	Jeff Barneyak	202.1	2001-05
16.	Ronnie Moog	197.1	1955-57
17.	Billy Corcoran	189.0	2019-22
18.	Dan Hammer	187.1	2017-19
19.	Dave Welty	178.1	1966-68
20.	Alex Caravella	175.0	2010-13

#### WINS

1.	Matt Iannazzo	28	2009-12
2.	Corey Baker	24	2008-11
3.	Matt Wotherspoon	23	2011-14
4.	Tedde Campbell	21	1994-95
5.	Ethan Mildren	20	2011-13
	Gregg Mrochko	20	1992-95
7.	Paul Nardozzi	19	2004-07
8.	Matt Gilbertson	17	2020-22
	Aaron Krause	17	1981-84
10.	Nick Evangelista	16	2003-04
	Eric Ackerman	16	1999-02
12.	Robert Brant	15	2005-08
13.	Jeff Barneyak	14	2001-05
	Don Rhoten	14	2001-05
	Matt Irvin	14	1998-01
	Frank Craska	14	1983-86
17.	Sam Mersing	13	2014-17
	John Schultz	13	1996-99
	Mike Rohrbach	13	1995-96
	Allen Lachowicz	13	1979-81
	George Medich	13	1968-70
	Dave Welty	13	1966-68



**Matt Gilbertson**

# PITT BASEBALL HISTORY

## CAREER PITCHING LEADERS

### SAVES

1.	Yasin Chentouf	16	2016-18
2.	Joe Leonard	11	2008-10
3.	Joseph Harvey	9	2012-14
4.	Nash Bryan	8	2023
	Chase Smith	8	2018-21
	J.R. Leonardi	8	2010-14
	Tanner Wilt	8	2012-13
	Mike Rohrbach	8	1995-96
9.	Baron Stuart	7	2022
	Kyle Landi	7	2006-07
	Scott Schultz	7	1998-02
	Jason Rakaczewski	7	1996
13.	Jordan McCrum	6	2021
	Alex Caravella	6	2010-13
	Jimmy Blue	6	2002-04
	Lee Brueckel	6	1963-65
17.	Isaac Mattson	5	2015-17
	Ray Black	5	2010-11
	P.J. Hiser	5	2002-04
	Greg Paul	5	1998-01
20.	Peter Parise	4	2004-07
	Shaun Butler	4	2005
	Jeff Barnyak	4	2001-05
	Brian Jacobsen	4	2003
	Matt Skokowski	4	1993-96
	Dennis Terzich	4	1990-91

### ERA (MIN. 50 IP)

1.	Lee Brueckel	.084	1963-65
2.	Dave Blyshak	1.74	1964-65
3.	George Medich	1.85	1968-70
4.	Mike Niccols	1.86	1969-72
5.	Don Stock	1.96	1965-67
6.	John Carlisle	2.08	1962-63
7.	Dave Welty	2.12	1966-68
	Albert Sylanski	2.12	1970-72
9.	Allen Lachowicz	2.49	1979-81
10.	David Kaye	2.52	2008-11
11.	Rhys Aldenhoven	2.76	2013-14
12.	Bill Shamot	2.78	1971-74
13.	Billy Muldowney	2.81	2005-06
14.	Bob Conti	2.91	1958-60
15.	Jim Sylvis	2.98	1961-63
16.	Yasin Chentouf	3.09	2016-18
17.	Milan Popovich	3.19	1972-75
18.	Roger Johnson	3.31	1962-64
19.	Chase Smith	3.33	2018-21
	T.J. Zeuch	3.33	2014-16
	Ethan Mildren	3.33	2011-13

### COMPLETE GAMES

1.	Aaron Krause	17	1981-84
2.	Allen Lachowicz	16	1979-81
	Dave Welty	16	1966-68
4.	Ronnie Moog	14	1955-57
5.	Don Kennedy	12	1973-77
	Dick Shannon	12	1952-53
7.	Nick Evangelista	10	2003-04
	Tedde Campbell	10	1994-95
	Frank Craska	10	1983-86
	Larry LaMonde	10	1979-81
	Mike Luciw	10	1978-81
12.	Ethan Mildren	9	2011-13
	John Schultz	9	1996-99
	Don Koller	9	1977-80
	George Medich	9	1968-70
	Larry Brent	9	1949-50
17.	Tom Seebacher	8	1953-55

Don Miller	8	1952-54
Don Shanafelt	8	1952-54
Bob Russell	8	1950-52

### STRIKEOUTS

1.	Robert Brant	298	2005-08
2.	Paul Nardozi	268	2004-07
3.	Matt Wotherspoon	257	2011-14
4.	Matt Iannazzo	239	2009-12
5.	Dave Welty	238	1966-68
6.	Corey Baker	221	2008-11
7.	T.J. Zeuch	205	2014-16
8.	Ethan Mildren	197	2011-13
9.	Dan Hammer	189	2017-19
10.	Bill Muldowney	188	2005-06
11.	John Schultz	185	1996-99
12.	Nate Reed	183	2007-09
	John Carlisle	183	1962-63
14.	Matt Gilbertson	180	2020-22
15.	Matt Pidich	172	2014-18
16.	Matt Irvin	169	1998-01
	Tedde Campbell	169	1994-95
18.	Billy Corcoran	160	2019-22
	Don Rhoten	160	2001-05
20.	Jory Coughenour	154	1997-00



## PITT BASEBALL HISTORY

### YEARLY BATTING LEADERS (SINCE 1990)

YEAR	AVERAGE	HITS	HOME RUNS	RBI
1990	Chris Cioffi (.343)	Chris Cioffi (34)	Blane Vucci (3)	Blane Vucci/Matt Bianco (19)
1991	Denny Little (.377)	Denny Little (52)	Denny Little (8)	Denny Little (39)
1992	Ralph McNelly (.443)	Josh Tyler (40)	Pat Walsh (3)	Jerry Berteotti (42)
1993	Jerry Berteotti (.353)	Jerry Berteotti (30)	Eight Players (1)	Jerry Berteotti (30)
1994	Josh Tyler (.437)	Josh Tyler (59)	Josh Tyler/Tyler Shantz/Scott Etsell (6)	Craig Crawley/Jon DeBernardis (26)
1995	Kurt Womelsdorf (.377)	Jason Conti (68)	Rob Garvey (6)	Jon Debernardis (52)
1996	Bill Derr (.304)	Jason Conti (42)	John Herlihy/Rob Garvey (5)	Jason Conti (21)
1997	Scott Lobaugh (.353)	Chris Delsignore (51)	Steve Dickinson (13)	Steve Dickinson (41)
1998	Chris Delsignore (.306)	Chris Delsignore/Louis Melucci (22)	Jason Oliver/Louis Melucci/David Hoopes (2)	David Hoopes (17)
1999	Mike Gonda (.367)	Steve Dickinson (69)	Joe Lydic (14)	Joe Lydic (53)
2000	Joe Lydic (.340)	Joe Lydic/Stuart Rykaceski (71)	Joe Lydic (19)	Joe Lydic (49)
2001	Darrin Lenhart (.350)	Brant Colamarino (57)	Brad Rea (12)	Brad Rea (49)
2002	Brant Colamarino (.384)	Brad Rea (76)	Brant Colamarino (19)	Brad Rea (66)
2003	Bryan Spamer (.375)	Bryan Spamer (69)	Tom Cashman (6)	Bryan Spamer/Stuart Rykaceski (45)
2004	Jim Negrych (.389)	Jim Negrych (75)	P.J. Hiser (21)	P.J. Hiser (64)
2005	Ben Copeland (.384)	Ben Copeland (84)	Jim Negrych (16)	Jim Negrych (59)
2006	Jim Negrych (.396)	Jimmy Mayer (76)	Jim Negrych (11)	Jim Negrych (60)
2007	Gary Bucuren (.319)	Seth Button (63)	Seth Button (8)	Seth Button (31)
2008	Joe Leonard (.335)	Sean Conley (71)	Sean Conley (11)	Sean Conley (48)
2009	Chris Sedon (.398)	Chris Sedon (80)	Chris Sedon (22)	Chris Sedon (62)
2010	Joe Leonard (.433)	Joe Leonard (104)	David Chester (15)	Joe Leonard (71)
2011	Kevan Smith (.397)	Kevan Smith (83)	David Chester (16)	David Chester (60)
2012	Rick Devereaux (.372)	Rick Devereaux (86)	Rick Devereaux (7)	Rick Devereaux (54)
2013	Casey Roche (.339)	Casey Roche (79)	Steven Shelinsky, Jr. (12)	Casey Roche (65)
2014	Casey Roche (.272)	Stephen Vranka (57)	Boo Vazquez (6)	Boo Vazquez (39)
2015	Charles Leblanc (.291)	Charles Leblanc (57)	Jordan Frabasillo (6)	Charles Leblanc (30)
2016	Charles Leblanc (.405)	Charles Leblanc (79)	Nick Yarnall (11)	Charles Leblanc (46)
2017	Alex Amos (.304)	Caleb Perry (58)	Nick Banman (8)	Caleb Perry (47)
2018	Frank Maldonado (.300)	Liam Sabino/Frank Maldonado (60)	Liam Sabino (16)	Liam Sabino (44)
2019	Nico Popa (.353)	Nico Popa (76)	Connor Perry (15)	David Yanni (41)
2020	Kyle Hess (.373)	Kyle Hess (25)	Ron Washington Jr. (4)	Ron Washington Jr./Kyle Hess (20)
2021	Sky Duff (.366)	Sky Duff (60)	David Yanni (12)	Kyle Hess (33)
2022	Tatem Levins (.314)	Tatem Levins (68)	Tatem Levins (16)	Tatem Levins (53)
2023	Kyle Hess (.327)	Noah Martinez (63)	Noah Martinez/CJ Funk (13)	Noah Martinez (53)

### YEARLY PITCHING LEADERS (SINCE 1990)

YEAR	WINS	INNINGS	STRIKEOUTS	ERA
1990	Des Schnur (3)	Bill Brash (50.0)	Des Schnur (34)	Fred Iriti (5.71)
1991	Marc Picciano (3)	Chris Wittgartner (59.0)	Des Schnur (49)	Des Schnur (5.05)
1992	Bill Junker (4)	Bill Junker (37.3)	Bill Junker (27)	Bill Junker (2.89)
1993	Bill Junker (5)	Bill Junker (47.2)	Jason Rakers (41)	Bill Junker (3.97)
1994	Gregg Mrochko (9)	Tedde Campbell (86.0)	Tedde Campbell (39)	Tedde Campbell (4.96)
1995	Tedde Campbell (15)	Tedde Campbell (135.0)	Tedde Campbell (105)	Tedde Campbell (3.84)
1996	Mike Rohrbach (5)	Mike Rohrbach (64.0)	Mike Rohrbach (52)	Jason Rakaczewski (4.70)
1997	John Schultz (6)	John Schultz (62.2)	Chris Gallick (63)	Chris Gallick (4.27)
1998	--	--	--	--
1999	Matt Irvin (6)	John Schultz (79.0)	Matt Irvin (76)	John Schultz (3.65)
2000	Matt Irvin (6)	Jory Coughenour (76.2)	Jory Coughenour (52)	Jory Coughenour (4.23)
2001	Joe Engel (5)	Joe Engel (70.1)	Joe Engel (69)	Joe Engel (1.92)
2002	Eric Ackerman (7)	P.J. Hiser (74.2)	P.J. Hiser (87)	P.J. Hiser (3.01)
2003	Nick Evangelista (8)	Nick Evangelista (89.1)	Nick Evangelista (76)	Adam Luckette (2.94)
2004	Nick Evangelista (8)	Nick Evangelista (82.1)	Nick Evangelista (66)	Nick Evangelista (3.43)
2005	Robert Brant/Billy Muldowney (7)	Billy Muldowney (83.2)	Billy Muldowney (89)	Robert Brant (2.07)
2006	Billy Muldowney (5)	Rob Brant (86.0)	Billy Muldowney (99)	Billy Muldowney (3.16)
2007	Paul Nardozi (5)	Paul Nardozi (93.0)	Paul Nardozi (90)	Ryan Dunford (1.91)
2008	Nate Reed (5)	Nate Reed (89.2)	Nate Reed (70)	David Kaye (2.52)
2009	Corey Baker (6)	Nate Reed (84.0)	Nate Reed (60)	Josh Smith (4.33)
2010	Corey Baker/Matt Iannazzo (11)	Corey Baker (105.2)	Corey Baker (73)	Matt Iannazzo (3.76)
2011	Matt Iannazzo (8)	Matt Iannazzo (102.1)	Matt Iannazzo (62)	Matt Iannazzo (2.73)
2012	Matt Iannazzo (7)	Matt Iannazzo (100.1)	Matt Wotherspoon (86)	Ethan Mildren (3.76)
2013	Ethan Mildren (10)	Ethan Mildren (114.2)	Matt Wotherspoon (85)	Jon Danielczyk (1.69)
2014	Matt Wotherspoon (5)	Matt Wotherspoon (79.0)	Joseph Harvey (56)	Luke Curtis (2.17)
2015	T.J. Zeuch (5)	T.J. Zeuch (88.1)	T.J. Zeuch (90)	T.J. Zeuch (3.87)
2016	T.J. Zeuch (6)	Aaron Sandefur (74.0)	T.J. Zeuch (74)	T.J. Zeuch (3.10)
2017	Matt Pidich/RJ Freure (4)	Jash Falk (85.0)	Josh Falk (75)	Isaac Mattson (3.05)
2018	Matt Pidich (6)	Matt Pidich (91.1)	Matt Pidich (99)	Matt Pidich (3.05)
2019	Chase Smith (4)	Billy Corcoran (68.2)	Derek West (82)	Chase Smith (2.72)
2020	M. Gilbertson/G. Powell/M. Myers/B. Corcoran (2)	Matt Gilbertson (24.0)	Mitch Myers (30)	Matt Gilbertson (1.13)
2021	Matt Gilbertson (6)	Matt Gilbertson (85.0)	Mitch Myers (83)	Chris Gomez (2.27)
2022	Matt Gilbertson (9)	Matt Gilbertson (96.1)	Matt Gilbertson (88)	Matt Gilbertson (3.74)
2023	Jack Sokol (6)	Jack Sokol (68.0)	Jack Sokol (69)	Nash Bryan (3.83)

## PITT BASEBALL HISTORY

### .400 AVERAGE CLUB

1939	Lefty Drobniowski	458
1946	Art Barnes	423
1949	Frank Papariello	423
1950	George Lowe	474
1951	Ollie Niemela	413
1961	Al Ricciuti	447
1963	Bob Cuthbert	494
1965	Fred Mazurek	466
1969	Frank Gustine	462
1971	Ken Macha	415
1973	Jim Sufrin	447
	Paul Quarantillo	433
1977	Dan DeStout	435
1981	Rich Kline	429
1982	Tony LaCava	441
1983	Joe Risacher III	442
	Tom Horew	412
	Paul Westwood	410
1984	Tom Horew	508
	Ed Bodnar	447
1985	Tom Horew	405
1988	Brian Lohman	400
1992	Ralph McNelly	443
1993	Ken Strish	413
1994	Josh Tyler	417
2010	Sean Toole	471
	Joe Leonard	433
	John Schultz	404
2016	Charles Leblanc	405

### 10 HOME RUNS CLUB

1987	Gregg Lamanti	12
	Dave Westwood	11
1997	Steve Dickinson	13
1999	Joe Lydic	14
	Steve Dickinson	13
2000	Joe Lydic	19
	Brad Rhea	10
2001	Brad Rhea	12
2002	Brant Colamarino	19
	Brad Rhea	18
2004	P.J. Hiser	21
	Tom Cashman	13
2005	Jim Negrych	16
2006	Jim Negrych	11
2008	Sean Conley	11
2009	Chris Sedon	22
2010	David Chester	15
2011	David Chester	16
	Kevan Smith	11
2013	Steven Shelinsky, Jr.	12
2016	Nick Yarnall	11
2018	Liam Sabino	16
2019	Connor Perry	15
2021	David Yanni	12
2022	Tatem Levins	16
	Ron Washinton Jr.	15
2023	<b>CJ Funk</b>	<b>13</b>
	Noah Martinez	13
	<b>Jayden Melendez</b>	<b>10</b>
	Kyle Hess	10
	Justin Acal	10

### 75 HITS CLUB

1994	Josh Tyler	75
2002	Brad Rhea	76
2004	Jim Negrych	76
2005	Ben Copeland	84
2006	Jimmy Mayer	76
2009	Chris Sedon	80
2010	Joe Leonard	104
	John Schultz	91
	Kevan Smith	84
	Travis Whitmore	79
	Zach Duggan	75
2011	Kevan Smith	83
2012	Rick Devereaux	86
2013	Casey Roche	79
	Stephen Vranka	75
2016	Charles Leblanc	79

### 50 RBI CLUB

1995	Joe DeBernardis	52
1999	Joe Lydic	53
2002	Brad Rhea	66
	Brant Colamarino	58
2004	P.J. Hiser	67
2005	Jim Negrych	59
2006	Jim Negrych	60
2009	Chris Sedon	62
2010	Joe Leonard	71
	David Chester	65
	Zach Duggan	52
2011	David Chester	60
	Kevan Smith	56
2012	Rick Devereaux	54
2013	Casey Roche	65
	Steven Shelinsky, Jr.	54
	Sam Parente	51
2022	Tatem Levins	53
2023	Noah Martinez	53

### 25 STOLEN BASES CLUB

1994	Craig Crawley	36
	Bob Miller	31
	Danny Gonzalez	27
	Jason Conti	25
1995	Jason Conti	33
	Kurt Womelsdorf	31
1996	Jason Conti	31
	Kurt Womelsdorf	25
1997	Scott Lobaugh	32
2000	Ben Copeland	37

### 10 HOME RUNS & 50 RBI CLUB

1999	Joe Lydic	14 & 53
2002	Brad Rhea	18 & 66
	Brant Colamarino	19 & 58
2004	P.J. Hiser	21 & 67
2005	Jim Negrych	16 & 59
2006	Jim Negrych	11 & 60
2009	Chris Sedon	22 & 62
2010	David Chester	15 & 65
2011	David Chester	16 & 60
	Kevan Smith	11 & 56
2013	Steven Shelinsky, Jr.	12 & 54
2022	Tatem Levins	16 & 53
2023	Noah Martinez	13 & 53

### 50 RUNS & 25 STOLEN BASES CLUB

1994	Danny Gonzalez	52 & 27
------	----------------	---------

## PITT BASEBALL HISTORY

### INDIVIDUAL ACCOLADES

#### ALL-AMERICANS

1959	George Schoeppner	2010
1965	Fred Mazurek	
1995	Tedde Campbell	
2002	Brad Rea	
2004	P.J. Hiser	
	Jim Negrych	2011
2005	Robert Brant	
	Ben Copeland	2012
	Jim Negrych	2013
2006	Jim Negrych	
2008	Joe Leonard	
2009	Joe Leonard	
	Chris Sedone	2016
2010	Joe Leonard	2018
2013	Casey Roche	
2016	Charles Leblanc	2019

#### ACADEMIC ALL-AMERICANS

1970	Guy Caparelli
1985	Joe Murrar
1994	Josh Tyler
2011	Phil Konieczny
2012	Anthony Defabio

#### CONFERENCE COACHES OF THE YEAR

1994	Mark Jackson	Big East
2004	Joe Jordano	Big East
2013	Joe Jordano	Big East

#### CONFERENCE PLAYERS OF THE YEAR

1994	Josh Tyler	Big East
2004	P.J. Hiser	Big East
2010	Joe Leonard	Big East

#### CONFERENCE PITCHERS OF THE YEAR

2004	Nick Evangelista	Big East
------	------------------	----------

#### CONFERENCE ROOKIES OF THE YEAR

1988	Bill Sherbondy	Big East
2004	Jim Negrych	Big East

#### ALL-REGION

1958	George Schoeppner
1963	John Carlisle
	Bob Cuthbert
	Al Ricciuti
1965	Fred Mazurek
1969	George Medich
1972	Ken Macha
1975	Joe Groetsch
1981	Rich Kline
	Allen Lachowicz
1985	Chris Jelic
1995	Tedde Campbell
2002	Brad Rea
2003	Bryan Spamer
2004	P.J. Hiser
2005	Ben Copeland
	Jim Negrych
2006	Jim Negrych
2009	Chris Sedon

	Corey Baker	2009
	Cory Brownsten	2010
	Matt Iannazzo	
	Joe Leonard	
	John Schultz	
	David Chester	
	Kevan Smith	
	Rich Devereaux	
	Ethan Mildren	
	Sam Parente	
	Casey Roche	
	Elvin Soto	
	Charles Leblanc	
	Frank Maldonado	
	Liam Sabino	
	Nico Popa	
	Connor Perry	
	Sky Duff	
	Matt Gilbertson	

#### ALL-CONFERENCE

YEAR	NAME	TEAM	CONFERENCE
1985	Matt Stennett	1st	Big East
1987	Chuck Scales	1s	Big East
1988	Brian Lohman	1st	Big East
1993	Al Lardo	1st	Big East
	Brad Reese	1st	Big East
1994	Craig Crawley	1st	Big East
	Josh Tyler	1st	Big East
	Danny Gonzalez	2nd	Big East
	Tyler Shantz	2nd	Big East
	Ken Strish	2nd	Big East
1995	Jason Conti	2nd	Big East
	Kurt Womelsdorf	2nd	Big East
1997	Robert Garvey	2nd	Big East
1999	Lou Melucci	2nd	Big East
	Scott Folmar	Rookie	Big East
2000	Joe Lydic	2nd	Big East
	Mike Gonda	Rookie	Big East
2001	Joe Engel	3rd	Big East
2002	Brant Colamarino	1st	Big East
	Brad Rea	2nd	Big East
	P.J. Hiser	3rd	Big East
	Bryan Spamer	3rd	Big East
2003	Stuart Rykaceski	2nd	Big East
	Bryan Spamer	2nd	Big East
	Mike Scanzano	3rd	Big East
2004	Nick Evangelista	1st	Big East
	P.J. Hiser	1st	Big East
	Bryan Spamer	1st	Big East
	Ben Copeland	2nd	Big East
	Jim Negrych	2nd	Big East
	Tom Cashman	3rd	Big East
2005	Ben Copeland	1st	Big East
	Jim Negrych	1st	Big East
	Robert Brant	2nd	Big East
	Billy Muldowney	2nd	Big East
2006	Jim Negrych	1st	Big East
	Billy Muldowney	2nd	Big East
	Peter Parise	3rd	Big East
2007	Kyle Landis	3rd	Big East
	Paul Nardozi	3rd	Big East
2008	Seasn Conley	2nd	Big East

	Chris Sedon	1st	Big East
2010	Corey Baker	1st	Big East
	Cory Brownsten	1st	Big East
	Joe Leonard	1st	Big East
	Kevan Smith	1st	Big East
	Matt Iannazzo	2nd	Big East
	John Schultz	2nd	Big East
	David Chester	3rd	Big East
2011	David Chester	1st	Big East
	Kevan Smith	1st	Big East
	Matt Iannazzo	2nd	Big East
	John Schultz	2nd	Big East
	Anthony Defabio	3rd	Big East
	Casey Roche	3rd	Big East
2012	Rich Devereaux	1st	Big East
	Anthony Defabio	3rd	Big East
	Matt Iannazzo	3rd	Big East
2013	Ethan Mildren	1st	Big East
	Casey Roche	1st	Big East
2013	Elvin Soto	1st	Big East
	Rhys Aldenhoven	2nd	Big East
	Steven shelinsky Jr.	2nd	Big East
	Boo Vazquez	2nd	Big East
	Stephen Vranka	2nd	Big East
	Matt Wotherspoon	2nd	Big East
2016	Charles Leblanc	1st	ACC
	T.J. Zeuch	2nd	ACC
	Nick Yarnall	3rd	ACC
	Yaya Chentouf	Rookie	ACC
2017	Alex Amos	Rookie	ACC
2018	Liam Sabino	2nd	ACC
	Ron Washington Jr.	3rd	ACC
	Ron Washington Jr.	Rookie	ACC
2019	Nico Popa	2nd	ACC
	Derek West	2nd	ACC
	Connor Perry	3rd	ACC
2021	Sky Duff	3rd	ACC
	Mitch Myers	3rd	ACC
	Nico Popa	3rd	ACC
	David Yanni	3rd	ACC
2022	Matt Gilbertson	2nd	ACC
	Billy Corcoran	3rd	ACC
2023	Kyle Hess	3rd	ACC

# PITT BASEBALL HISTORY

## MLB DRAFT SELECTIONS (BY YEAR)

YEAR	PLAYER	ROUND	TEAM
1971	Terry Stokes	6	Boston Red Socks
1972	Ken Macha	6	Pittsburgh Pirates
1981	Allen Lachowicz	1	Texas Rangers
1985	Chris Kelic	2	Kansas City Royals
1986	Matt Stennett	11	Houston Astros
	Chuck Scales	25	Kansas City Royals
1987	Dave Westwood	11	San Francisco Giants
1988	Frank Merigliano	16	Chicago White Sox
1989	Darnell Dickerson	28	Kansas City Royals
1993	David Summer	41	Toronto Blue Jays
1994	Josh Tyler	24	Milwaukee Brewers
	Eric Dinyar	48	Detroit Tigers
1996	Jason Conti	32	Arizona Diamondbacks
1999	Lou Melucci	26	Montreal Expos
2000	Brant Colamarino	7	Oakland Athletics
	Joe Lydic	7	Houston Astros
	Jory Coughenour	20	Houston Astros
2002	Eric Ackerman	16	Kansas City Royals
2004	Nick Evangelista	26	Philadelphia Phillies
	P.J. Hiser	29	Cleveland Indians
	T.J. Gornati	44	San Francisco Giants
2005	Ben Copeland	4	San Francisco Giants
2006	Jimmy Negrych	6	Pittsburgh Pirates
	Billy Muldowney	8	Chicago Cubs
	Jimmy Mayer	30	Tampa Bay Devil Rays
2007	Kyle Landis	18	Cleveland Indians
	Paul Nardozi	31	Detroit Tigers
	Jordan Herr	41	Chicago Cubs
2009	Chris Sedon	10	Detroit Tigers
	Nate Reed	20	Chicago White Sox
2010	Joe Leonard	3	Atlanta Braves
	Cory Brownsten	15	Atlanta Braves
	Danny Lopez	17	Seattle Mariners
2011	Ray Black	7	San Francisco Giants
	Kevan Smith	7	Chicago White Sox
	David Chester	33	Boston Red Sox
	John Schultz	34	Florida Marlins
	Travis Whitmore	35	San Diego Padres
	Corey Baker	49	St. Louis Cardinals
2013	Ethan Mildren	12	Minnesota Twins
	Elvin Soto	16	Arizona Diamondbacks
	Matt Wotherspoon*	20	Detroit Tigers
2014	Luke Curtis	18	Milwaukee Brewers
	Joe Harvey	19	New York Yankees
	Matt Wotherspoon	34	New York Yankees
2015	Mark Berube	28	Oakland Athletics
	Hobee Harris	31	New York Yankees
	Rich Condeelis	36	Minnesota Twins
2016	T.J. Zeuch	1	Toronto Blue Jays
	Charles Leblanc	4	Texas Rangers
	Alex Kowalczyk	12	Texas Rangers
	Aaron Schnurbusch	28	Chicago White Sox
	Nick Yarnall	35	Los Angeles Dodgers
2017	Josh Falk	17	Oakland Athletics
	Issac Mattson	19	Los Angeles Angels
	Josh Mitchell	22	Kansas City Royals
2018	RJ Freure	6	Houston Astros
	Matt Pidich	8	Cincinnati Reds
	Derek West*	28	Atlanta Braves
	Liam Sabino	35	St. Louis Cardinals
	Yasin Chentouf	36	Detroit Tigers
2019	Dan Hammer	13	Baltimore Orioles
	Derek West	14	Houston Astros
	Connor Perry	28	Detroit Tigers
2022	Tatem Levins	8	Seattle Mariners
2023	Logan Evans	12	Seattle Mariners
	Dylan Simmons	15	Cincinnati Reds

(\*) Did not sign

## MLB DEBUTS

NAME	TEAM	DEBUT
Dick Hoblitzell	Cincinnati Reds	Sept. 5, 1908
Art Griggs	St. Louis Browns	May 2, 1909
Doc Ralston	Washington Senators	Sept. 8, 1910
Thomas Healy	Philadelphia Athletics	July 3, 1915
Steve Swetonic	Pittsburgh Pirates	April 17, 1929
Bob Malloy	Cincinnati Reds	May 4, 1943
Dave Pope	Cleveland Indians	July 1, 1952
Russ Kemmerer	Boston Red Sox	June 17, 1954
George Medich	New York Yankees	Sept. 5, 1972
Ken Macha	Pittsburgh Pirates	Sept. 14, 1974
Allen Lachowicz	Texas Rangers	Sept. 13, 1983
Chris Jelic	New York Mets	Sept. 30, 1990
Jason Rakers	Cleveland Indians	May 6, 1998
Jason Conti	Arizona Diamondbacks	June 29, 2000
Kevan Smith	Chicago White Sox	Sept. 1, 2016
Ray Black	San Francisco Giants	July 8, 2018
Matt Wotherspoon	Baltimore Orioles	April 3, 2019
Joe Harvey	New York Yankees	April 11, 2019
TJ Zeuch	Toronto Blue Jays	Sept. 3, 2019
Charles Leblanc	Miami Marlins	July 30, 2022
Blair Calvo	Colorado Rockies	May 30, 2023

## UNDRAFTED SIGNED

YEAR	PLAYER	TEAM
1908	Dick Hoblitzell*	Cincinnati Reds
	Art Griggs*	St. Louis Browns
	Doc Ralston*	Washington Senators
1915	Thomas Healy	Philadelphia Athletics
1929	Steve Swetonic	Pittsburgh Pirates
1939	Bob Hershey	Cleveland Indians
	John Naponic	Washington Senators
1940	Robert Folliart	New York Yankees
	Phillip Scheiding	Pittsburgh Pirates
1943	Bob Malloy	Cincinnati Reds
1946	Jospeh Kielb	Cincinnati Reds
	William Zeleznock	Pittsburgh Pirates
1948	Oland Canterna	Boston Red Sox
1949	Jack Smodic	Boston Red Sox
1952	Dave Pope	Cleveland Indians
1954	Russ Kemmerer	Boston Red Sox
1956	Jim Dunlap	Baltimore Orioles
1960	Fred Laningham	Philadelphia Phillies
1963	Al Ricciuti	Boston Red Sox
	Ron Suspansic	Baltimore Orioles
1965	Doug Chambers	Boston Red Sox
1967	Tom Beckett	San Francisco Giants
1968	Dave Welty	Boston Red Sox
1969	George McKenzie	Cincinnati Reds
1970	George Medich	Cincinnati Reds
1972	Rich Muse	Pittsburgh Pirates
1981	William Hoff	Milwaukee Brewers
	Larry LaMonde	Pittsburgh Pirates
	Mike Luciw	St. Louis Cardinals
1982	Dennis Stitch	Seattle Mariners
1983	Tony LaCava	Pittsburgh Pirates
1984	Aaron Krause	Montreal Expos
1985	Tom Horew	Chicago White Sox
1993	Jerry Berteotti	Los Angeles Dodgers
1996	Tedde Campbell	Pittsburgh Pirates
	Jason Rakers	Cleveland Indians
2003	Brad Rea	Pittsburgh Pirates
2006	Jeff Stevens	Atlanta Braves
2007	Peter Parise	St. Louis Cardinals
2012	Matt Iannazzo	Chicago Cubs
2017	Manny Pazos	Seattle Mariners
2019	Cole MacLaren	Detroit Tigers
2022	Baron Stuart	New York Yankees
2022	Billy Corcoran	Arizona Diamondbacks
2023	Jeffrey Wehler	Toronto Blue Jays

(\*) Western Univesrity of Pennsylvania

## PITT BASEBALL HISTORY

### PANTHERS IN THE POSTSEASON

YEAR	TOURNAMENT	LOCATION	OPPONENT	RESULT
1959	NCAA Tournament	District 2 Regional	Ithaca College	L, 4-3 (11)
1965	NCAA Tournament	Princeton, NJ	#7 Lafayette	L, 4-3
1994	Big East Tournament	Bristol, Conn.	Connecticut	L, 4-3
	Big East Tournament	Bristol, Conn.	Providence	L, 16-3
1995	Big East Tournament	Bristol, Conn.	Providence	W, 6-2
	Big East Tournament	Bristol, Conn.	Seton Hall	W, 11-10
	Big East Tournament	Bristol, Conn.	Providence	L, 4-0
	Big East Tournament	Bristol, Conn.	Providence	W, 10-4*
	NCAA Tournament	Knoxville, Tenn.	#11 Oklahoma State	L, 6-3
	NCAA Tournament	Knoxville, Tenn.	The Citadel	W, 12-10
	NCAA Tournament	Knoxville, Tenn.	California	W, 6-4
	NCAA Tournament	Knoxville, Tenn.	#11 Oklahoma State	L, 15-13
2000	Big East Tournament	Bridgewater, NJ	Rutgers	L, 11-3
	Big East Tournament	Bridgewater, NJ	Notre Dame	L, 15-7
2004	Big East Tournament	Bridgewater, NJ	St. John's	L, 4-2
	Big East Tournament	Bridgewater, NJ	Boston College	L, 8-4
2005	Big East Tournament	Bridgewater, NJ	#23 St. John's	W, 4-1
	Big East Tournament	Bridgewater, NJ	Notre Dame	L, 4-2
	Big East Tournament	Bridgewater, NJ	Boston College	W, 3-2 (12)
	Big East Tournament	Bridgewater, NJ	Notre Dame	L, 11-4*
2007	Big East Tournament	Brooklyn, NY	USF	L, 2-1
	Big East Tournament	Brooklyn, NY	Connecticut	L, 5-2
2009	Big East Tournament	Clearwater, Fla.	USF	L, 12-2 (8)
	Big East Tournament	Clearwater, Fla.	West Virginia	L, 20-8 (8)
2010	Big East Tournament	Clearwater, Fla.	Rutgers	L, 9-5
	Big East Tournament	Clearwater, Fla.	Cincinnati	W, 13-4
	Big East Tournament	Clearwater, Fla.	#18 Connecticut	L, 7-2
2011	Big East Tournament	Clearwater, Fla.	Louisville	W, 7-2
	Big East Tournament	Clearwater, Fla.	St. John's	L, 6-4
	Big East Tournament	Clearwater, Fla.	Louisville	L, 12-2 (8)
2012	Big East Tournament	Clearwater, Fla.	#22 Louisville	L, 8-4
	Big East Tournament	Clearwater, Fla.	USF	L, 12-5
2013	Big East Tournament	Clearwater, Fla.	St. John's	W, 10-2
	Big East Tournament	Clearwater, Fla.	Notre Dame	L, 5-3
	Big East Tournament	Clearwater, Fla.	#19 Seton Hall	W, 7-6 (12)
	Big East Tournament	Clearwater, Fla.	Notre Dame	L, 3-2(10)
2018	ACC Tournament	Durham, N.C.	Georgia Tech	W, 2-1
	ACC Tournament	Durham, N.C.	#5 North Carolina	W, 5-4
	ACC Tournament	Durham, N.C.	#25 Louisville	L, 5-2
2021	ACC Tournament	Charlotte, N.C.	North Carolina	W, 5-3
	ACC Tournament	Charlotte, N.C.	NC State	L, 3-2
2022	ACC Tournament	Charlotte, N.C.	Georgia Tech	W, 12-6
	ACC Tournament	Charlotte, N.C.	#9 Louisville	W, 6-5
	ACC Tournament	Charlotte, N.C.	NC State	L, 8-3
2023	ACC Tournament	Durham, N.C.	Notre Dame	W, 9-5
	ACC Tournament	Durham, N.C.	#1 Wake Forest	L, 10-2

(\*) Big East Tournament Championship game

### MISCELLANEOUS POSTSEASON INFORMATION

Record in Postseason Play.....	17-29 (.369)
Record in NCAA Tournament.....	2-4 (.333)
Record in Conference Tournament.....	13-24 (.351)
Record in ACC Tournament.....	6-4 (.600)
Record vs. Top-25 Ranked Opponents.....	3-7 (.300)
Last Game vs. Top-25 Ranked Opponent.....	2023 vs. #1 Wake Forest (L, 10-2)
Last Win vs. Top-25 Ranked Opponent.....	2022 vs. #9 Louisville (W, 6-5)
Last Time Scoring 10+ Runs.....	2022 vs. Georgia Tech (W, 12-6)
Last Time Allowing 10+ Runs.....	2023 vs. #1 Wake Forest (L, 10-2)
Most Runs Scored.....	1995 vs. #11 Oklahoma State (L, 15-13)
.....	2010 vs. Cincinnati (W, 13-4)
Most Runs Allowed.....	2009 vs. West Virginia (L, 20-8)
Last Time Shut Out.....	1995 vs. Providence (L, 4-0)
Longest Extra-Inning Win.....	2005 vs. Boston College - 12 innings (W, 3-2)
.....	2013 vs. Seton Hall - 12 innings (W, 7-6)
Longest Extra-Inning Loss.....	1959 vs. Ithaca College - 11 innings (L, 4-3)
Longest Winning Streak.....	2 games, three times (last, 2022)
Longest Losing Streak.....	6 games (2005-2010)

### 1995 MID EAST REGIONAL ALL-TOURNAMENT TEAM

Tedde Campbell  
Bill Derr

# PITT BASEBALL HISTORY

## OPENING DAY RESULTS

DATE	YEAR	H/A	OPPONENT	RESULT	W-L
	1939		Georgetown	L, 10-7	0-1
	1940		Duke	L, 10-9	0-2
	1941		Virginia	L, 6-5	0-3
	1942		Bucknell	L, 8-6	0-4
	1943		Navy	L, 7-1	0-5
	1944		Juniata	L, 8-7	0-6
	1945				0-7*
	1946		Salem	L, 4-1	0-7*
	1947				0-7*
	1948		Penn State	L, 2-1	0-8*
	1949		Waynesburg	W, 6-0	1-8*
	1950		VMI	L, 10-8	1-9*
	1951		Ohio	L, 91	1-10*
	1952		Ohio State	L, 7-5	1-11*
	1953		Atlantic Fleet	W, 3-2	2-11*
	1954		Quantico Marines	L, 7-5	2-12*
	1955		Ohio State	L, 16-7	2-13*
	1956		IUP	L, 5-4	2-14*
	1957		IUP	L, 6-2	2-15*
	1958		IUP	W, 4-3	3-15*
	1959		Virginia	L, 7-4	3-16*
	1960		Ohio State	L, 5-3	3-17*
	1961		California (Pa.)	L, 9-8	3-18*
	1962		Bucknell	W, 7-4	4-18*
	1963		Syracuse	W, 9-4	5-18*
	1964		Georgetown	L, 3-0	5-19*
	1965		Norfolk NAS	W, 3-0	6-19*
	1966		Norfolk NAS	W, 11-2	7-19*
	1967		George Washington	W, 2-0	8-19*
	1968		Kansas	W, 9-8	9-19*
	1969		Westminster	W, 5-2	10-19*
	1970		Steubenville	W, 13-1	11-19*
	1971		West Virginia	L, 7-0	11-20*
	1972		Steubenville	W, 10-3	12-20*
	1973		Steubenville	W, 5-0	13-20*
	1974				13-20*
	1975		West Virginia	W, 7-1	14-20*
	1976		Kent State	W, 2-1	15-20*
	1977		West Virginia	W, 10-5	16-20*
	1978		Duquesne	L, 16-4	16-21*
March 27	1979	A	Carnegie Mellon	W, 8-3	17-21*
	1980	A	Stetson	L, 11-3	17-22*
	1981	A	James Madison	L, 14-9	17-23*
	1982	H	Army	L, 14-13	17-24*
	1983	H	LIU-Brooklyn	W, 8-0	18-24*
	1984	A	Florida State	L, 5-0	18-25*
	1985	A	Florida State	L, 6-5	18-26*
	1986		Wake Forest	L, 19-2	18-27*
	1987		Central Florida	L, 9-5	18-28*
	1988		Villanova	L, 8-4	18-29*
	1989	A	Notre Dame	L, 16-9	18-30*
March 4	1990	H	St. Joseph's	L, 10-3	18-31*
March 2	1991	H	Mercyhurst	L, 7-6 (13)	18-32*
March 7	1992	H	Edinboro	W, 7-3	19-32*
March 6	1993	H	Pfeiffer	W, 8-5	20-32*
March 6	1994	H	Indianapolis	W, 15-5	21-32*
March 4	1995	H	St. Bonaventure	W, 10-1	22-32*
March 3	1996	H	York College	L, 2-1	22-33*
March 1	1997	H	Fairmont State	W, 11-8	23-33*
March 2	1998	H	Northwood	W, 8-3	24-33*
February 20	1999	A	Winthrop	L, 8-4	24-34*

## PITT BASEBALL HISTORY

### OPENING DAY RESULTS

DATE	YEAR	H/A	OPPONENT	RESULT	W-L
February 26	2000	A	Mount St. Mary's	W, 7-3	25-34*
March 3	2001	H	Albany	W, 21-10 (6)	26-34*
February 24	2002	A	Maryland-Eastern Shore	W, 8-1	27-34*
February 14	2003	A	Duke	L, 7-3	27-35*
February 20	2004	A	New Orleans	W, 3-2	28-35*
February 25	2005	H	Rider	W, 9-6	29-35*
February 17	2006	H	George Mason	L, 9-2	29-36*
February 16	2007	A	Coastal Carolina	L, 12-5	29-37*
February 23	2008	H	Virginia Tech	L, 7-3	29-38*
February 20	2009	H	Bradley	L, 9-8 (10)	29-39*
February 19	2010	A	Wofford	W, 18-6	30-39*
February 18	2011	H	Illinois	W, 10-6	31-39*
February 17	2012	H	Iowa	L, 7-5	31-40*
February 15	2013	A	Wichita State	W, 6-4	32-40*
February 15	2014	A	Coastal Carolina	W, 7-5	33-40*
February 13	2015	N	St. Louis	W, 18-1	34-40*
February 19	2016	N	Niagara	W, 19-10	35-40*
February 17	2017	N	Delaware	W, 5-3	36-40*
February 16	2018	N	Oakland	W, 9-3	37-40*
February 15	2019	N	Villanova	W, 7-2	38-40*
February 14	2020	N	Indiana State	W, 11-1	39-40*
February 19	2021	N	Indiana State	L, 0-4	39-41*
February 18	2022	N	Canisius	L, 3-11	39-42*
February 17	2023	N	Maine	W, 11-10	40-42*

(\*) records do not include the 1945, 1947 and 1974 seasons

### OPENING DAY RECORDS BY OPPONENT

OPPONENT	W-L	OPPONENT	W-L
Albany	1-0	Navy	0-1
Army	0-1	New Orleans	1-0
Atlantic Fleet	1-0	Niagara	1-0
Bradley	0-1	Norfolk N.A.S.	2-0
Bucknell	1-1	Northwood	1-0
California (Pa.)	0-1	Notre Dame	0-1
Canisius	0-1	Ohio	0-1
Carnegie Mellon	1-0	Ohio State	0-3
Central Florida	0-1	Penn State	0-1
Costal Carolina	1-1	Pfeiffer	1-0
Duke	0-2	Quantico Marines	0-1
Duquesne	0-1	Rider	1-0
Edinboro	1-0	Saint Louis	1-0
Fairmont State	1-0	Salem	0-1
Florida State	0-2	St. Bonaventure	1-0
George Mason	0-1	Stetson	0-1
Georgetown	0-2	Steubenville	3-0
George Washington	1-0	St. Joseph's	0-1
Illinois	1-0	Syracuse	1-0
Indiana State	1-0	Villanova	1-1
Indianapolis	1-0	Virginia	0-2
Iowa	0-1	Virginia Tech	0-1
IUP	1-2	VMI	0-1
James Madison	0-1	Wake Forest	0-1
Juniata	0-1	Waynesburg	1-0
Kansas	1-0	Westminster	1-0
Kent State	1-0	West Virginia	1-1
LIU-Brooklyn	1-0	Wichita State	1-0
Maine	1-0	Winthrop	0-1
Maryland-Eastern Shore	1-0	Wofford	1-0
Mercyhurst	0-1	York College	0-1
Mount St. Mary's	1-0		

### OPENING DAY RECORDS

Most Runs Scored	W, 21-10 vs. Albany (March 3, 2001)
Most Runs Allowed	L, 19-2 vs. Wake Forest (1986)
Last Shutout	W, 8-0 vs. LIU-Brooklyn (1983)
Last Time Shutout	L, 4-0 vs. Indiana State (Feb. 19, 2021)
Largest Shutout Win	W, 8-0 vs. LIU-Brooklyn (1983)
Worst Shutout Loss	L, 7-0 vs. West Virginia (1971)
Longest Extra-Inning Game	13 Innings (L, 7-6) vs. Mercyhurst (March 2, 1991)
Longest Extra-Inning Loss	13 Innings (L, 7-6) vs. Mercyhurst (March 2, 1991)
Longest Winning Streak	8 years (2013-20)
Longest Losing Streak	8 years (1984-91)



## PITT BASEBALL HISTORY

### PITT IN THE POLLS

#### HIGHEST TOP-25 NATIONAL RANKINGS

NO.	POLL	DATE RANKED
14	Baseball America	March 22, 2021
15	DIBaseball.com	March 22, 2021
16	Baseball America	May 11, 2021
	DIBaseball.com	May 11, 2021
	Baseball America	May 4, 2021
	Collegiate Baseball Newspaper	May 13, 2013
17	USA Today Sports Coaches'	May 4, 2021
	Collegiate Baseball	May 4, 2021
	DIBaseball.com	May 4, 2021
	Collegiate Baseball	April 27, 2021
	Baseball America	April 13, 2021
	Baseball America	April 6, 2021
	Baseball America	March 30, 2021
	Collegiate Baseball Newspaper	May 6, 2013
	Collegiate Baseball Newspaper	April 29, 2013
18	USA Today Sports Coaches'	May 11, 2021
	USA Today Sports Coaches'	April 20, 2021
	Collegiate Baseball	April 20, 2021
	Collegiate Baseball	March 22, 2021
	USA Today Sports Coaches'	March 22, 2021
	DIBaseball.com	March 15, 2021
19	Collegiate Baseball	May 11, 2021
	DIBaseball.com	April 13, 2021
	Baseball America	March 15, 2021
20	USA Today Sports Coaches'	April 13, 2021
	NCBWA	March 22, 2021
	Collegiate Baseball Newspaper	May 3, 2010
21	NCBWA	May 4, 2021
	Collegiate Baseball	April 13, 2021
	Baseball America	May 13, 2013
22	NCBWA	May 13, 2021
	Collegiate Baseball Newspaper	May 10, 2010
23	ESPN/USA Today Coaches'	May 13, 2013
	NCBWA	May 13, 2013
	Perfect Game USA	May 13, 2013
	Collegiate Baseball Newspaper	April 22, 2013
24	DIBaseball.com	April 6, 2021
	DIBaseball.com	March 30, 2021
	Baseball America	May 6, 2013
	Baseball America	May 10, 2010
	Collegiate Baseball Newspaper	April 26, 2010
	Collegiate Baseball Newspaper	April 19, 2010
	Collegiate Baseball Newspaper	April 12, 2012
	Collegiate Baseball Newspaper	March 29, 2010
25	Collegiate Baseball Newspaper	April 15, 2013

#### POLL BREAKDOWN (SORTED BY DATE)

BASEBALL AMERICA	
May 10, 2010	No. 24
May 6, 2013	No. 24
May 13, 2013	No. 24
March 15, 2021	No. 19
March 22, 2021	No. 14
March 30, 2021	No. 17
April 6, 2021	No. 17
April 13, 2021	No. 17
May 4, 2021	No. 16
May 11, 2021	No. 16
COLLEGIATE BASEBALL NEWSPAPER	
March 29, 2010	No. 24
April 12, 2010	No. 24
April 19, 2010	No. 24
April 26, 2010	No. 24
May 3, 2010	No. 20
May 10, 2010	No. 22
April 15, 2013	No. 25
April 22, 2013	No. 23
April 29, 2013	No. 17
May 6, 2013	No. 17
May 13, 2013	No. 16
March 22, 2021	No. 18
April 13, 2021	No. 21
April 20, 2021	No. 18
April 27, 2021	No. 17
May 4, 2021	No. 17
May 11, 2021	No. 19
DIBASEBALL.COM	
March 15, 2021	No. 18
March 22, 2021	No. 15
March 30, 2021	No. 24
April 6, 2021	No. 24
April 13, 2021	No. 19
May 4, 2021	No. 17
May 11, 2021	No. 16
ESPN/USA TODAY COACHES'	
May 13, 2013	No. 23
March 22, 2021	No. 18
April 13, 2021	No. 20
April 20, 2021	No. 18
May 4, 2021	No. 17
May 11, 2021	No. 18
NCBWA	
May 13, 2013	No. 23
March 22, 2021	No. 20
May 4, 2021	No. 21
May 13, 2021	No. 22
PERFECT GAME USA	
May 13, 2013	No. 23

#### TOP-25 RANKINGS MISCELLANEOUS INFORMATION

First Appearance.....	March 29, 2010 (No. 24)
Seasons In the Rankings.....	2010, 2013, 2021
Highest Top-25 Ranking .....	No. 14
.....	(Baseball America, March 22, 2021)
Most Consecutive Weeks in Top-25.....	9, twice
.....	(March-May 2021)
Highest Ranking (Baseball America).....	No. 14
Highest Ranking (Collegiate Baseball) .....	No. 16
Highest Ranking (DIBaseball.com).....	No. 15
Highest Ranking (USA Today Coaches').....	No. 17
Highest Ranking (NCBWA).....	No. 20
Highest Ranking (Perfect Game USA).....	No. 23
Total Weeks Ranked in Top-25.....	20
Total Weeks Ranked in Top-20.....	3

## PITT BASEBALL HISTORY THROUGH THE YEARS

Year	W	L	T	W%	Conf W	Conf L	Conf T	Conf W%	Head Coach
1939	3	10	-	.231	-	-	-	-	Ralph Mitterling
1940	2	10	-	.167	-	-	-	-	Ralph Mitterling
1941	9	3	-	.750	-	-	-	-	Ralph Mitterling
1942	4	8	-	.333	-	-	-	-	Ralph Mitterling
1943	0	4	-	.000	-	-	-	-	Ralph Mitterling
1944	0	7	-	.000	-	-	-	-	Ralph Mitterling
1945	0	7	-	.000	-	-	-	-	Ralph Mitterling
1946	4	4	-	.500	-	-	-	-	Ralph Mitterling
1947	5	3	-	.625	-	-	-	-	Ralph Mitterling
1948	3	8	-	.273	-	-	-	-	Ralph Mitterling
1949	11	8	-	.579	-	-	-	-	Ralph Mitterling
1950	10	6	-	.625	-	-	-	-	Ralph Mitterling
1951	9	10	-	.474	-	-	-	-	Ralph Mitterling
1952	7	5	-	.583	-	-	-	-	Ralph Mitterling
1953	12	6	1	.658	-	-	-	-	Ralph Mitterling
1954	10	7	-	.588	-	-	-	-	Ralph Mitterling
1955	8	12	-	.400	-	-	-	-	Bobby Lewis
1956	4	11	-	.267	-	-	-	-	Bobby Lewis
1957	11	10	-	.524	-	-	-	-	Bobby Lewis
1958	11	6	-	.647	-	-	-	-	Bobby Lewis
1959 <sup>#</sup>	14	4	-	.778	-	-	-	-	Bobby Lewis
1960	7	12	-	.368	-	-	-	-	Bobby Lewis
1961	4	9	-	.308	-	-	-	-	Bobby Lewis
1962	11	6	-	.647	-	-	-	-	Bobby Lewis
1963	14	3	-	.824	-	-	-	-	Bobby Lewis
1964	7	13	-	.350	-	-	-	-	Bobby Lewis
1965 <sup>#</sup>	17	4	-	.810	-	-	-	-	Bobby Lewis
1966	8	10	-	.444	-	-	-	-	Bobby Lewis
1967	13	3	-	.813	-	-	-	-	Bobby Lewis
1968	16	9	-	.640	-	-	-	-	Bobby Lewis
1969	7	6	-	.538	-	-	-	-	Bobby Lewis
1970	14	7	-	.667	-	-	-	-	Bobby Lewis
1971	18	8	-	.692	-	-	-	-	Bobby Lewis
1972	9	7	-	.563	-	-	-	-	Bobby Lewis
1973	10	3	-	.769	-	-	-	-	Bobby Lewis
1974	5	8	-	.385	-	-	-	-	Bobby Lewis
1975	10	4	-	.714	-	-	-	-	Bobby Lewis
1976	6	10	-	.375	-	-	-	-	Bobby Lewis
1977	10	9	-	.526	-	-	-	-	Bobby Lewis
1978	11	17	1	.397	-	-	-	-	Bobby Lewis
1979	14	6	-	.700	4	3	-	.571	Bobby Lewis
1980	14	13	-	.519	2	0	-	1.000	Bobby Lewis
1981	25	8	-	.758	7	3	-	.700	Bobby Lewis
1982	11	19	-	.367	3	6	-	.333	Bobby Lewis
1983	15	11	-	.577	-	-	-	-	Bobby Lewis
1984	13	8	-	.619	-	-	-	-	Bobby Lewis
1985	16	18	-	.471	6	12	-	.333	Bobby Lewis
1986	10	23	-	.303	3	15	-	.167	Bobby Lewis
1987	13	18	-	.419	5	13	-	.278	Bobby Lewis
1988	9	20	-	.310	3	14	-	.176	Bobby Lewis
1989	6	25	-	.194	0	17	-	.000	Bobby Lewis
1990	8	23	-	.258	4	17	-	.190	Bobby Lewis
1991	15	30	-	.333	4	15	-	.211	Mark Jackson
1992	25	22	-	.532	5	13	-	.278	Mark Jackson
1993	30	13	-	.698	10	11	-	.476	Mark Jackson
1994 <sup>^</sup>	31	16	1	.656	5	15	-	.250	Mark Jackson
1995 <sup>#</sup>	39	16	-	.709	12	9	-	.571	Mark Jackson
1996	24	20	2	.533	9	13	-	.409	Mark Jackson
1997	19	26	-	.422	8	17	-	.320	Mark Jackson
1998	12	27	1	.313	5	16	-	.238	Joe Jordano
1999	27	27	-	.500	11	15	-	.423	Joe Jordano
2000 <sup>*</sup>	31	24	-	.564	11	15	-	.423	Joe Jordano
2001	18	27	-	.400	6	18	-	.250	Joe Jordano

## PITT BASEBALL HISTORY THROUGH THE YEARS

Year	W	L	T	W%	Conf W	Conf L	Conf T	Conf W%	Head Coach
2002	36	16	1	.689	14	11	-	.560	Joe Jordano
2003	36	20	-	.643	13	13	-	.500	Joe Jordano
2004*	38	18	-	.679	17	9	-	.654	Joe Jordano
2005*	*33	22	-	.600	15	10	-	.600	Joe Jordano
2006	23	29	-	.442	10	17	-	.370	Joe Jordano
2007*	27	27	-	.500	15	12	-	.556	Joe Jordano
2008	19	34	-	.358	7	19	-	.269	Joe Jordano
2009*	28	21	-	.571	13	13	-	.500	Joe Jordano
2010*	38	18	-	.679	18	8	-	.692	Joe Jordano
2011*	33	23	-	.589	16	11	-	.593	Joe Jordano
2012*	28	28	-	.500	10	17	-	.370	Joe Jordano
2013*	42	17	-	.712	18	6	-	.750	Joe Jordano
2014	22	30	-	.423	11	19	-	.367	Joe Jordano
2015	20	32	-	.358	9	21	-	.300	Joe Jordano
2016	25	26	-	.490	10	18	-	.357	Joe Jordano
2017	23	30	-	.434	9	21	-	.300	Joe Jordano
2018+	29	26	-	.527	11	19	-	.367	Joe Jordano
2019	21	34	-	.382	8	22	-	.267	Mike Bell
2020	10	6	-	.625	0	3	-	.000	Mike Bell
2021+	23	20	-	.535	16	17	-	.485	Mike Bell
2022+	29	27	-	.518	13	16	-	.448	Mike Bell
2023+	24	31	-	.436	10	18	-	.357	Mike Bell

# NCAA TOURNAMENT APPEARANCE  
 \* BIG EAST TOURNAMENT APPEARANCE  
 ^ BIG EAST REGULAR SEASON CHAMPIONS  
 + ACC TOURNAMENT APPEARANCE



## PITT BASEBALL HISTORY

### YEAR-BY-YEAR BREAKDOWN

1964 (7-13)		
DATE	OPPONENT	W-L
	Georgetown	L, 3-2
	Georgetown	W, 2-1
	Cornell	L, 5-4
	Syracuse	L, 2-0
	Syracuse	L, 4-3
	Clarion	W, 8-0
	Bucknell	W, 3-2
	Duquesne	W, 2-1
	California (PA)	W, 2-0
	Dickinson	L, 10-9 (10)
	Navy	L, 4-3
	West Virginia	L, 1-0
	West Virginia	L, 6-4
	Duquesne	L, 10-3
	Hiram	W, 3-2 (10)
	Penn State	L, 5-3
	Penn State	L, 7-3
	Hiram	W, 11-3
	Penn State	L, 3-1
	Penn State	L, 3-0

1966 (8-10)		
DATE	OPPONENT	W-L
	Norfolk NAS	W, 11-2
	Norfolk NAS	W, 2-1
	Virginia	W, 7-1
	George Washington	L, 8-5
	Hiram	L, 8-1
	West Virginia	L, 1-0
	Westminster	L, 2-1
	Duquesne	W, 12-0
	Bucknell	W, 4-3
	West Virginia	L, 2-1
	Saint Vincent	W, 5-0
	Allegheny	W, 10-1
	Duquesne	W, 4-3
	Penn State	L, 9-1
	Penn State	L, 15-1
	Kent State	L, 9-3
	Southern Illinois	L, 10-1
	Southern Illinois	L, 11-0

1967 (13-3)		
DATE	OPPONENT	W-L
	George Washington	W, 2-0
	Georgetown	W, 11-6
	Cleveland State	W, 4-0
	Ashland	W, 10-6
	IUP	W, 1-0
	Grove City	W, 2-0
	Syracuse	W, 1-0
	Syracuse	L, 4-2
	Clarion	W, 6-5
	Westminster	W, 1-0/W, 5-3
	Penn State	L, 3-2
	Penn State	L, 3-0
	Saint Francis (PA)	W, 14-4
	Allegheny	W, 11-2
	Duquesne	W, 3-2

1968 (16-9)		
DATE	OPPONENT	W-L

Kansas	W, 9-8
Oregon	L, 5-4
UCLA	W, 4-3
UC-Riverside	L, 4-2
Mississippi State	L, 2-1
Tennessee	W, 4-0
BYU	L, 8-3
Bucknell	W, 5-1
West Virginia	L, 4-0
Ohio State	L, 7-1
Ohio State	L, 5-0
Saint Francis (PA)	W, 5-3
Gettysburg	W, 6-4
Ashland	W, 4-1
West Virginia	W, 4-3
Grove City	L, 4-3
Indiana	W, 10-9
Kent State	L, 10-8
Buffalo	W, 4-1
Syracuse	W, 12-8
Syracuse	W, 10-9
Clarion	W, 8-7
Allegheny	W, 5-0
Penn State	W, 5-3
Penn State	W, 4-0

1969 (7-6)		
DATE	OPPONENT	W-L
	Westminster	W, 5-2
	Buffalo	L, 15-12
	Bucknell	L, 4-3
	Grove City	W, 2-1
	West Virginia	W, 6-0
	Hiram	W, 18-4
	IUP	L, 5-2
	Gettysburg	L, 9-6
	Duquesne	W, 12-9
	Clarion	W, 6-2
	Penn State	W, 4-1
	Penn State	L, 7-4
	Kent State	L, 10-1

1970 (14-7)		
DATE	OPPONENT	W-L
	Stubenville	W, 13-1
	Stubenville	W, 4-2
	Bucknell	L, 3-2
	Duquesne	W, 8-1
	West Virginia	L, 2-1
	Grove City	W, 6-3
	Grove City	L, 2-1
	West Virginia	L, 6-4
	West Virginia	W, 7-4
	IUP	W, 6-1
	IUP	W, 5-2
	Buffalo	W, 9-3
	Buffalo	W, 9-3
	Syracuse	W, 6-2
	Syracuse	L, 9-2
	Geneva	W, 11-1
	Geneva	W, 4-0
	Westminster	W, 6-2
	Cleveland State	L, 2-1
	Penn State	L, 2-0

1971 (18-8)		
DATE	OPPONENT	W-L
	West Virginia	L, 7-0
	West Virginia	L, 7-3
	Stubenville	W, 11-0
	Stubenville	W, 7-0
	Bucknell	W, 6-2
	Buffalo	L, 4-3
	Saint Francis (PA)	W, 9-0
	Saint Francis (PA)	W, 9-0
	Grove City	W, 10-2
	Grove City	W, 5-1
	West Virginia	L, 6-5
	West Virginia	W, 4-2
	Gettysburg	W, 8-1
	Kent State	W, 7-5
	Temple	W, 8-3
	Temple	L, 5-0
	Clarion	L, 3-0
	Westminster	W, 5-1
	Westminster	W, 4-0
	Detroit	W, 11-7
	Cleveland State	W, 3-2
	IUP	W, 8-4
	IUP	W, 8-5
	Penn State	L, 4-1
	Penn State	L, 7-2
	Allegheny	W, 5-1

1972 (9-7)		
DATE	OPPONENT	W-L
	Stubenville	W, 10-3
	Stubenville	W, 6-1
	Allegheny	W, 7-4
	Bucknell	W, 1-0
	Gettysburg	W, 4-2
	Westminster	W, 6-1
	West Virginia	L, 4-1
	West Virginia	L, 3-1
	Kent State	W, 6-5
	Penn State	L, 3-1
	Temple	W, 7-4
	Temple	L, 4-2
	Buffalo	L, 7-1
	Buffalo	L, 9-4
	Syracuse	W, 4-1
	Syracuse	L, 4-1

1973 (10-3)		
DATE	OPPONENT	W-L
	Stubenville	W, 5-0
	Stubenville	W, 4-1
	Clarion	W, 14-3
	West Virginia	L, 8-4
	West Virginia	W, 3-2
	Bucknell	L, 3-2
	Gettysburg	W, 24-4
	Grove City	W, 10-5
	Grove City	W, 10-1
	Buffalo State	W, 2-1
	Buffalo State	W, 15-1
	Allegheny	W, 9-3

# PITT BASEBALL HISTORY YEAR-BY-YEAR BREAKDOWN

Cleveland State W, 13-4

1974 (5-8)		
DATE	OPPONENT	W-L
Records not available		

1975 (10-4)		
DATE	OPPONENT	W-L
	West Virginia	W, 7-1
	West Virginia	W, 4-2
	Penn State	W, 7-5
	Buffalo	W, 6-2
	Buffalo	L, 4-3
	West Virginia	L, 4-0
	West Virginia	W, 7-6
	Gettysburg	W, 6-2
	Clarion	L, 7-2
	Clarion	L, 4-2
	Buffalo	W, 9-1
	Temple	W, 8-5
	Westminster	W, 7-6
	Westminster	W, 9-6

1976 (6-10)		
DATE	OPPONENT	W-L
	Kent State	W, 2-1
	Kent State	W, 9-3
	at IUP	L, 2-0
	at IUP	L, 4-1
	West Virginia	L, 4-0
	West Virginia	L, 13-4
	Cleveland State	W, 5-2
	at Buffalo	L, 4-3
	at Buffalo	L, 9-1
	at Clarion	W, 8-1
	at Clarion	W, 5-4
	Penn State	L, 5-1
	Penn State	L, 17-5
	at Bucknell	W, 2-1
	at Temple	L, 4-2
	Saint John's	L, 10-1

1977 (10-9)		
DATE	OPPONENT	W-L
	West Virginia	W, 10-5
	West Virginia	L, 13-4
	Catholic University	L, 8-1
	IUP	L, 7-3
	IUP	W, 9-7
	Buffalo	W, 5-1
	Buffalo	L, 5-4
	Robert Morris	W, 13-0
	Robert Morris	W, 10-0
	West Virginia	W, 7-4
	West Virginia	W, 6-5
	Buffalo State	W, 10-2
	Penn State	L, 10-2
	Penn State	L, 6-1
	Gettysburg	W, 11-1
	Bucknell	L, 4-3
	Clarion	L, 6-2
	Clarion	W, 7-4
	Temple	L, 7-2

1978 (11-17-1)		
DATE	OPPONENT	W-L
	Duquesne	L, 16-4
	Carnegie Mellon	W, 8-1

Carnegie Mellon	W, 4-0
Kent State	L, 5-3
Kent State	W, 4-3
Robert Morris	W, 9-7
Robert Morris	W, 8-3
Carnegie Mellon	W, 19-4
Carnegie Mellon	W, 13-2
West Virginia	W, 5-3
West Virginia	L, 7-6
Howard	L, 9-2
Buffalo State	L, 2-1
Buffalo State	W, 6-4
Buffalo	L, 4-2
Buffalo	L, 9-2
Louisville	L, 5-0
West Virginia	L, 4-2
West Virginia	L, 8-0
Cleveland State	L, 5-4
Cleveland State	L, 7-2
Clarion	W, 12-6
Clarion	W, 6-2
Penn State	L, 15-10
Penn State	T, 4-4
IUP	L, 15-6
IUP	L, 4-2
Bucknell	L, 8-2
Temple	L, 23-5

1979 (14-6)		
DATE	OPPONENT	W-L
March 27	at Carnegie Mellon	W, 8-3
	at Carnegie Mellon	W, 7-0
March 31	at Robert Morris	W, 5-3
	at Robert Morris	W, 1-0
April 14	West Virginia	L, 9-5
	West Virginia	W, 2-1
April 20	vs. West Virginia	W, 3-2
	vs. Duquesne	W, 12-3
April 21	vs. George Washington	L, 7-3
April 25	Carnegie Mellon	W, 8-1
	Carnegie Mellon	W, 6-3
May 2	IUP	W, 5-2
	IUP	W, 5-1
May 5	Clarion	L, 3-0
	Clarion	W, 7-4
May 6	at Penn State	L, 1-0
	at Penn State	W, 7-5
May 7	Bucknell	L, 3-2
May 11	at Cleveland State	L, 3-2
	at Cleveland State	W, 8-3

1980 (14-13)		
DATE	OPPONENT	W-L
	at Stetson	L, 11-3
	vs. Virginia Tech	L, 9-6
	vs. Indiana	L, 6-0
	at Stetson	L, 21-2
	vs. Virginia Tech	L, 12-9
	vs. Indiana	W, 4-3
	at Stetson	L, 4-0
	Kent State	W, 4-2
	Kent State	L, 4-3
	Carnegie Mellon	W, 5-3
	Carnegie Mellon	W, 11-1
	Buffalo	L, 5-4
	Buffalo	L, 10-6
	Howard	L, 8-2
	Howard	W, 1-0

Carnegie Mellon	W, 6-0
Carnegie Mellon	W, 17-9
Akron	L, 7-1
Akron	W, 7-6
West Virginia	W, 2-1
West Virginia	W, 2-0
Penn State	W, 32
Penn State	W, 7-3
Clarion	W, 7-3
Clarion	L, 11-6
Bucknell	L, 9-3
Gettysburg	W, 7-6

1981 (25-8)		
DATE	OPPONENT	W-L
	at James Madison	L, 14-9
	at Virginia	L, 11-4
	at William & Mary	W, 13-2
	at VCU	W, 7-4
	at Kent State	L, 4-2
	at Kent State	W, 10-7
	Duquesne	W, 6-0
	Duquesne	W, 11-3
	at West Virginia	L, 1-0
	at West Virginia	L, 4-2
	at Westminster	W, 6-5
	at Westminster	W, 16-1
	at George Washington	W, 2-1
	at George Washington	L, 5-2
	West Virginia	W, 5-3
	West Virginia	W, 4-3
	Carnegie Mellon	W, 7-0
	Carnegie Mellon	W, 11-0
	at Carnegie Mellon	W, 6-3
	at Carnegie Mellon	W, 5-2
	Robert Morris	W, 5-0
	Robert Morris	L, 7-1
	Duquesne	W, 7-5
	Duquesne	W, 10-3
	Clarion	W, 7-1
	Clarion	W, 11-6
	at Penn State	W, 1-0
	at Penn State	L, 9-2
	Gettysburg	W, 12-8
	IUP	W, 7-5
	IUP	W, 5-1
	at Robert Morris	W, 7-2
	at Robert Morris	W, 4-0

1982 (11-19)		
DATE	OPPONENT	W-L
	vs. Army	L, 14-13
	at Rollins College	L, 9-3
	vs. Eastern Kentucky	L, 11-2
	vs. Army	L, 14-8
	at Rollins College	L, 27-7
	vs. Eastern Kentucky	L, 7-1
	Duquesne	W, 7-2
	Duquesne	W, 13-0
	Towson	W, 21-9
	Kent State	W, 6-4
	Kent State	L, 8-3
	West Virginia	L, 3-0
	West Virginia	W, 4-0
	Duquesne	L, 4-3
	Duquesne	W, 7-4
	George Washington	L, 5-1
	at West Virginia	L, 4-3

## PITT BASEBALL HISTORY

### YEAR-BY-YEAR BREAKDOWN

at West Virginia.....	L, 8-5
George Washington.....	L, 4-3
George Washington.....	W, 10-8
at Clarion.....	L, 4-3
at Clarion.....	W, 10-4
Cleveland State.....	L, 12-5
Cleveland State.....	L, 6-1 (11)
at Carnegie Mellon.....	W, 8-4
at Carnegie Mellon.....	W, 9-5
Robert Morris.....	L, 8-4
Robert Morris.....	L, 9-0
at Gettysburg.....	L, 13-10
at Bucknell.....	W, 6-4

#### 1983 (15-11)

DATE	OPPONENT	W-L
	vs. LIU-Brooklyn.....	W, 8-0
	vs. LIU-Brooklyn.....	W, 4-0
	vs. Wright State.....	L, 8-5
	vs. Wright State.....	L, 11-6
	at Florida State.....	L, 7-4
	at Florida State.....	L, 12-4
	at Florida State.....	L, 13-0
	at Kent State.....	L, 4-2
	at Kent State.....	L, 4-0
	Saint Vincent.....	W, 6-2
	Saint Vincent.....	W, 6-5
	Robert Morris.....	W, 5-2
	Robert Morris.....	W, 7-5
	Clarion.....	W, 4-1
	Clarion.....	W, 4-2
	IUP.....	W, 20-14
	IUP.....	W, 18-4
	at Robert Morris.....	W, 8-5
	at Robert Morris.....	L, 6-3
	Ohio.....	L, 8-4
	Ohio.....	L, 6-4
	Bucknell.....	W, 8-7 (10)
	Gettysburg.....	W, 11-8
	at Penn State.....	W, 12-5
	at Penn State.....	W, 9-4
	at Akron.....	L, 2-0

#### 1984 (13-8)

DATE	OPPONENT	W-L
	at Florida State.....	L, 5-0
	at Florida State.....	L, 21-1
	at Florida State.....	L, 5-0
	at Florida A&M.....	L, 13-6
	at Florida A&M.....	W, 10-6
	Carnegie Mellon.....	W, 10-0
	Carnegie Mellon.....	W, 9-3
	Kent State.....	W, 10-8
	Kent State.....	L, 5-4
	SUNY-Fredonia.....	W, 4-1
	SUNY-Fredonia.....	W, 7-2
	at IUP.....	W, 9-2
	at IUP.....	W, 5-2
	Howard.....	W, 11-2
	Howard.....	L, 10-2
	at Clarion.....	W, 23-0
	at Clarion.....	L, 10-6
	at Robert Morris.....	W, 9-0
	at Robert Morris.....	W, 9-0

at Gettysburg.....	W, 13-10
Penn State.....	L, 9-8

#### 1985 (16-18, 6-12 Big East)

DATE	OPPONENT	W-L
	at Florida State.....	L, 6-5
	at Florida State.....	L, 18-2
	at Florida State.....	L, 9-7
	at Robert Morris.....	W, 3-2 (10)
	at Robert Morris.....	W, 9-7 (10)
	Saint Vincent.....	W, 20-7
	at Seton Hall*.....	L, 8-2
	at Seton Hall*.....	L, 7-6
	at Seton Hall*.....	L, 11-2
	Villanova*.....	L, 8-4
	Villanova*.....	W, 7-6
	at Westminster.....	W, 22-8
	at Westminster.....	W, 16-8
	Seton Hall*.....	L, 11-2
	Seton Hall*.....	L, 8-4
	Seton Hall*.....	L, 10-4
	IUP.....	W, 13-9
	IUP.....	W, 7-6
	at Akron.....	W, 7-6
	at Georgetown*.....	L, 7-6
	at Georgetown*.....	L, 9-6
	at Georgetown*.....	L, 13-0
	at Georgetown*.....	W, 10-6
	at Georgetown*.....	L, 12-5
	at Georgetown*.....	W, 14-10
	at Cleveland State.....	W, 10-8 (11)
	at Villanova*.....	W, 15-5
	at Villanova*.....	W, 13-3
	Clarion.....	L, 8-2
	Bucknell.....	W, 3-2
	Villanova*.....	L, 7-3
	Villanova*.....	W, 8-7 (10)
	at Penn State.....	L, 6-4 (10)
	at Penn State.....	L, 4-2

#### 1986 (10-23, 3-15 Big East)

DATE	OPPONENT	W-L
	LIU-Brooklyn.....	W, 7-2
	Tennessee.....	L, 7-2
	Bradley.....	L, 10-1
	at Florida State.....	L, 7-0
	at Florida State.....	L, 10-2
	at Florida State.....	L, 22-1
	at Florida State.....	L, 17-1
	at Georgetown*.....	L, 7-6
	at Georgetown*.....	L, 8-6
	at Georgetown*.....	L, 8-7
	Kent State.....	L, 8-1
	at Villanova*.....	L, 6-5
	at Villanova*.....	L, 6-4
	at Villanova*.....	L, 3-2
	Seton Hall*.....	L, 15-1
	Seton Hall*.....	L, 7-3
	Seton Hall*.....	L, 5-4
	Georgetown*.....	W, 7-3
	Georgetown*.....	L, 22-10
	Georgetown*.....	L, 11-4
	Bucknell.....	W, 8-7
	Penn State.....	W, 7-3

Villanova*.....	L, 4-0
Villanova*.....	L, 6-2
Villanova*.....	L, 7-6
West Virginia.....	W, 16-6
Youngstown State.....	W, 14-2
Youngstown State.....	W, 10-3
Seton Hall*.....	L, 13-3
Seton Hall*.....	L, 7-3
Seton Hall*.....	W, 7-2
Clarion.....	W, 20-10

#### 1987 (113-18, 5-13 Big East)

DATE	OPPONENT	W-L
	UCF.....	L, 9-5
	Princeton.....	W, 12-11
	Seton Hall.....	L, 12-3
	UCF.....	L, 16-6
	Princeton.....	W, 7-6
	Seton Hall.....	L, 16-3
	UCF.....	L, 6-4
	Princeton.....	W, 7-5
	Seton Hall*.....	W, 11-8
	Seton Hall*.....	L, 27-9
	Seton Hall*.....	L, 7-6
	Villanova*.....	W, 15-13
	Villanova*.....	L, 18-4
	Villanova*.....	L, 11-5
	IUP.....	W, 13-9
	Georgetown*.....	L, 11-6
	Georgetown*.....	W, 15-14
	Georgetown*.....	L, 7-9
	Cleveland State.....	W, 12-0
	Seton Hall*.....	L, 6-0
	Seton Hall*.....	L, 13-2
	Seton Hall*.....	L, 18-6
	Bucknell.....	W, 10-9
	Youngstown State.....	W, 10-3
	Youngstown State.....	W, 7-3
	Georgetown*.....	W, 17-8
	Georgetown*.....	W, 17-14
	Georgetown*.....	L, 15-8
	Villanova*.....	L, 11-5
	Villanova*.....	L, 25-10
	Villanova*.....	L, 10-5

#### 1988 (9-20, 3-14 Big East)

DATE	OPPONENT	W-L
	Villanova.....	L, 8-4
	Detroit.....	L, 4-3
	Saint Joseph's.....	W, 6-3
	UCF.....	L, 1-0
	Iowa State.....	L, 6-4
	UCF.....	L, 3-0
	Villanova*.....	L, 10-3
	Villanova*.....	L, 23-0
	Seton Hall*.....	L, 3-2
	Seton Hall*.....	L, 6-5
	Seton Hall*.....	L, 8-5
	Penn State.....	W, 13-6
	Georgetown*.....	L, 5-3
	Georgetown*.....	W, 9-8
	Georgetown*.....	L, 9-7
	Cleveland State.....	W, 4-2

# PITT BASEBALL HISTORY

## YEAR-BY-YEAR BREAKDOWN

Akron	L, 10-7		at Georgetown*	W, 12-5		vs. Presbyterian	W, 10-4
Villanova*	L, 4-3	April 21	Villanova*	L, 12-1	March 10	vs. Allentown	W, 8-1
Villanova*	L, 18-12	April 22	Villanova*	L, 4-3		vs. Shenandoah	L, 2-1
Villanova*	L, 6-4		Villanova*	L, 6-5	March 11	vs. Wagner	W, 3-0
Villanova*	L, 9-6	April 29	at Saint John's*	L, 6-1		vs. New Hampshire	W, 13-0
IUP	W, 7-6		at Saint John's*	W, 7-6	March 12	vs. Fairmont State	W, 14-4
Seton Hall*	L, 8-7	April 30	at Saint John's	L, 14-3	March 13	vs. Kenyon	W, 12-4
Seton Hall*	L, 16-5	May 1	California (PA)	W, 12-6	March 14	vs. WV-Wesleyan	L, 9-8
Seton Hall*	L, 2-1		California (PA)	L, 7-6		vs. Wagner	W, 5-3
Georgetown*	W, 3-1	May 5	Connecticut*	L, 8-3	March 25	West Liberty	L, 11-0
Georgetown*	W, 9-0	May 6	Connecticut*	L, 16-4		West Liberty	W, 8-6
Bucknell	W, 3-0		Connecticut*	L, 15-3	March 26	Gannon	W, 10-0
West Virginia	W, 9-8	May 7	West Virginia	L, 6-4	March 28	at Saint John's*	L, 3-2 (8)

1989 (6-25, 0-17 Big East)			1991 (15-30, 4-15 Big East)					
DATE	OPPONENT	W-L	DATE	OPPONENT	W-L	DATE	OPPONENT	W-L
	Notre Dame	L, 16-9	March 2	vs. Mercyhurst	L, 7-6 (13)	March 29	at Providence*	L, 14-8
	Anderson	L, 17-3	March 3	vs. Northern Illinois	L, 6-5	April 4	at Providence*	W, 10-0
	UFC	L, 10-2	March 4	vs. Ferrum	L, 8-5	April 5	at Providence*	W, 8-5
	Bethel College	W, 7-4	March 5	vs. Indianapolis	L, 8-6	April 8	West Virginia	L, 5-0
	Eastern Michigan	W, 4-3		at Rollins College	L, 5-3	April 9	West Virginia	L, 10-2
	UCF	L, 16-1	March 6	vs. Penn State	W, 4-2	April 11	Point Park	W, 10-8
	Georgetown*	L, 8-1	March 7	vs. Northern Illinois	W, 5-4		Point Park	W, 8-5
	Georgetown*	L, 3-2		vs. UCF	L, 8-5	April 12	at Seton Hall*	L, 3-1
	Georgetown*	L, 3-2	March 9	vs. Saint Joseph's	L, 13-9 (12)	April 14	at Seton Hall*	L, 11-1
	Geneva	W, 5-0	March 12	Akron	L, 4-2		Point Park	L, 11-5
	Villanova*	L, 16-2	March 13	Davis & Elkins	W, 4-3	April 17	Point Park	W, 5-4
	Villanova*	L, 16-1		Davis & Elkins	W, 9-6		Point Park	W, 9-8
	Villanova*	L, 8-3	March 16	Mercyhurst	W, 4-3	April 18	Connecticut*	L, 8-5 (8)
	IUP	W, 6-3		Mercyhurst	W, 3-2	April 28	Connecticut*	L, 10-3
	Villanova*	L, 14-1	March 17	SUNY-Fredonia	W, 20-10		Connecticut*	L, 12-4
	Villanova*	L, 10-3		SUNY-Fredonia	W, 12-2	April 28	Allegheny	W, 7-2
	Akron	L, 6-5	March 19	Slippery Rock	L, 15-11	April 30	Allegheny	W, 15-2
	Cleveland State	L, 7-1	March 20	IUP	W, 8-6	May 2	at West Virginia	L, 14-8
	Youngstown State	W, 5-4	March 23	Saint John's*	L, 17-2		Georgetown*	L, 5-0
	Seton Hall*	L, 9-0		Saint John's*	L, 18-9	May 3	Georgetown*	L, 11-8
	Seton Hall*	L, 9-6	March 24	Saint John's*	L, 16-7	May 4	Georgetown*	W, 12-6
	Seton Hall*	L, 11-3	March 26	West Liberty	L, 10-4	May 5	Youngstown State	L, 9-7
	Geneva	L, 10-5	March 27	Duquesne	W, 11-6		Villanova*	W, 4-3
	Kent State	W, 9-7	March 29	at Connecticut*	W, 7-5	May 6	Villanova*	W, 5-4
	Georgetown*	L, 9-0	March 30	at Connecticut*	L, 6-2	May 7	Villanova*	L, 10-9
	Georgetown*	L, 7-5		at Connecticut*	L, 14-6	May 8	at Duquesne	W, 11-5
	Georgetown*	L, 11-10	April 3	Geneva	W, 13-11	May 10	Akron	W, 7-6 (10)
	Seton Hall*	L, 5-2	April 5	Akron	L, 8-4		at Akron	L, 16-11
	Seton Hall*	L, 7-2	April 6	Providence*	L, 12-4 (9)			
	Seton Hall*	L, 15-2		Providence*	L, 10-5			
	Bucknell	L, 18-8	April 7	Providence*	L, 17-9			
			April 13	Seton Hall*	L, 16-3			
				Seton Hall*	L, 8-7			
			April 15	Ashland	L, 5-4			
				Ashland	L, 15-4			
			April 20	at Villanova*	W, 10-8			
				at Villanova*	L, 13-9			
			April 29	at Georgetown*	L, 2-1			
				at Georgetown*	L, 7-3			
			April 30	at Georgetown*	L, 7-3			
			May 2	Bucknell	L, 5-2			
			May 4	at Boston College*	W, 17-10			
			May 5	at Boston College*	W, 9-7			
				at Boston College*	L, 9-1			
			May 7	vs. West Virginia	L, 2-1			

1990 (8-23, 4-17 Big East)			1992 (25-22, 5-13 Big East)			1993 (30-13, 10-11 Big East)		
DATE	OPPONENT	W-L	DATE	OPPONENT	W-L	DATE	OPPONENT	W-L
March 4	vs. Saint Joseph's	L, 10-3	March 7	vs. Edinboro	W, 7-3	March 6	vs. Pfeiffer	W, 8-5
March 5	vs. Anderson	L, 9-4	March 8	vs. Fairmont State	W, 3-2	March 7	vs. Saint Joseph's	W, 16-8
March 6	at Rollins College	L, 12-3	March 9	vs. Wooster	L, 14-1	March 8	vs. Philadelphia Textile	W, 9-3
March 7	vs. Quincy College	W, 4-2		vs. Rhode Island	W, 14-7	March 9	vs. Philadelphia Textile	W, 10-3
	vs. Northern Dakota State	W, 11-5				March 10	vs. Anderson	W, 8-7
March 8	at UCF	L, 14-2					vs. Anderson	W, 8-3
March 24	at Seton Hall*	L, 3-2 (8)				March 11	vs. Ohio Wesleyan	W, 5-1
	at Seton Hall*	L, 12-0					vs. North Florida	L, 10-6
March 25	at Seton Hall*	L, 6-0				March 12	vs. Eastern Menonite	W, 20-4
March 28	Duquesne	W, 22-3					vs. Wagner	W, 4-3
March 31	at Providence*	L, 17-6				March 13	vs. Wagner	W, 8-1
	at Providence*	L, 7-0				March 14	vs. John Carroll	W, 16-4
April 1	at Providence*	L, 14-8				March 27	vs. Northern Kentucky	W, 10-1
April 8	Boston College*	L, 12-2					at Villanova*	L, 9-1
	Boston College*	L, 5-3					at Villanova*	W, 13-10
April 9	Boston College*	W, 3-2				March 30	Geneva	W, 8-4
April 12	at Georgetown*	W, 2-0				March 31	Gannon	W, 16-2
April 13	at Georgetown*	L, 11-5				April 4	Saint John's*	W, 2-0
							Saint John's*	W, 4-2
						April 5	Saint John's*	L, 10-1

## PITT BASEBALL HISTORY

April 6	Saint Bonaventure	W, 9-7	May 4	Providence*	L, 9-4	May 25	vs. Oklahoma State (NCAA)	L, 6-3
April 9	at Connecticut*	L, 2-1	May 7	at Saint John's*	W, 10-6	May 26	vs. The Citadel (NCAA)	W, 12-10
	at Connecticut*	W, 16-2		at Saint John's*	L, 3-2	May 27	vs. California (NCAA)	W, 9-4
April 12	at Akron	W, 4-3	May 8	at Saint John's*	W, (F)		vs. Oklahoma State (NCAA)	L, 15-13
April 13	at Youngstown State	L, 7-3	May 10	Denison	W, 13-6			
April 14	Akron	W, 10-4	May 11	at West Virginia	W, 13-6		1996 (24-20-2, 9-13 Big East)	
April 18	Seton Hall*	W, 8-4	May 12	vs. Penn State	W, 8-7 (10)	DATE	OPPONENT	W-L
	Seton Hall*	W, 18-5		vs. Penn State	L, 5-2	March 3	vs. York College	L, 2-1
April 19	Seton Hall*	W, 10-6	May 18	vs. Connecticut (BEC)	L, 4-3		vs. Fordham	W, 16-6
April 23	West Liberty	W, 8-5	May 19	vs. Providence (BEC)	L, 16-3	March 4	vs. Saint Joseph's	L, 9-3
April 24	Providence*	L, 13-11					vs. Fordham	T, 7-7
	Providence*	L, 18-15		1995 (39-16, 12-9 Big East)			vs. Thomas Moore	W, 6-4
April 25	Providence*	W, 11-10	DATE	OPPONENT	W-L	March 5	vs. La Salle	W, 5-4
May 3	at Boston College*	W, 21-1	March 4	vs. Saint Bonventure	W, 10-1	March 6	vs. IUP	W, 19-2
	at Boston College*	L, 9-8	March 5	vs. Anderson	W, 7-4	March 7	vs. La Salle	W, 4-2
May 4	at Boston College*	L, 6-4	March 6	vs. Pace	W, 11-4		vs. Florida International	L, 6-4
May 6	Mercyhurst	W, 23-13	March 7	vs. North Carolina A&T	W, 4-0	March 8	vs. Colgate	W, 12-6
May 8	at Georgetown*	L, 3-1	March 9	vs. Fairleigh Dickinson	W, 5-2	March 9	vs. Lindenwood	W, 5-3
	at Georgetown*	L, 4-3		vs. Boston College	W, 13-3		vs. La Salle	L, 7-4
May 9	at Georgetown*	W, 11-3	March 10	vs. Hofstra	L, 7-2	March 10	vs. Hofstra	W, 3-2
May 11	at West Virginia	W, 12-5		vs. La Salle	W, 5-4	March 14	Duquesne	W, 8-5
May 13	at Villanova*	L, 10-2	March 11	vs. Fairleigh Dickinson	W, 3-2	March 16	Slippery Rock	W, 4-2
May 15	at Connecticut*	L, 5-3	March 12	vs. Western Illinois	L, 7-4		Slippery Rock	W, 2-1
			March 15	Duquesne	W, 4-0	March 17	Davis & Elkins	W, 7-2
1994 (31-16-1, 15-5 Big East)				Duquesne	W, 3-2	March 19	at Duquesne	W, 8-7
DATE	OPPONENT	W-L	March 17	Davis & Elkins	W, 15-0	March 23	at Villanova*	L, 9-8 (8)
March 6	vs. Indianapolis	W, 15-5	March 18	Gannon	W, 8-1		at Villanova*	L, 8-5
March 7	vs. Grand Valley State	W, 9-4	March 19	Slippery Rock	W, 7-6	March 24	at Georgetown*	L, 6-0
March 8	vs. Winona State	W, 5-3		Slippery Rock	W, 12-2		at Georgetown*	W, 6-5
March 9	vs. Boston College	W, 19-11	March 22	Marshall	W, 6-5	March 27	Duquesne	L, 5-4 (10)
March 10	vs. Virginia Tech	W, 12-4	March 23	at Duquesne	W, 6-5	March 30	Saint John's*	L, 2-0
March 11	vs. Virginia Tech	L, 7-4		at Duquesne	L, 6-4		Saint John's*	W, 5-3
March 12	vs. Evansville	W, 1-0 (12)	March 25	at Villanova*	L, 20-3	March 31	Saint John's*	L, 8-5
March 13	vs. Stetson	L, 9-5		at Villanova*	L, 12-9	April 2	at Akron	L, 9-1
March 15	at Marshall	W, 14-4	March 26	at Villanova*	L, 13-1	April 4	Rutgers*	L, 8-6 (12)
March 20	at Kent State	L, 7-6	March 28	at Akron	L, 9-2	April 6	Seton Hall*	W, 12-5
	at Kent State	L, 12-2	April 1	Saint John's*	W, 5-2	April 8	Youngstown State	W, 3-1
March 23	Duquesne	W, 6-3		Saint John's*	W, 11-4		Youngstown State	T, 4-4 (11)
	Duquesne	W, 18-5	April 2	Saint John's*	W, 5-4	April 10	at West Virginia*	W, 3-1
March 24	Geneva	T, 9-9	April 6	West Virginia	W, 15-4		at West Virginia*	L, 12-11
March 26	Boston College*	W, 12-11	April 8	Seton Hall*	L, 11-2	April 13	at Connecticut*	W, 6-3
	Boston College*	W, 10-1		Seton Hall*	L, 13-1		at Connecticut*	W, 10-3
March 27	Boston College*	W, 12-3	April 9	Seton Hall*	W, 12-5	April 14	at Connecticut*	L, 16-2
March 30	at Akron	W, 1-0	April 12	at Cleveland State	W, 18-1	April 17	at West Virginia	W, 3-1
April 1	Connecticut*	W, 12-7		at Cleveland State	W, 11-4	April 18	vs. Akron	L, 6-4
April 2	Connecticut*	W, 16-6	April 14	at Connecticut*	W, 8-3	April 20	Providence*	W, 9-8
	Connecticut*	W, 11-5	April 15	at Connecticut*	W, 8-5		Providence*	L, 14-12
April 5	Duquesne	W, 7-6		at Connecticut*	W, 5-4	April 21	Providence*	L, 18-8
	Duquesne	W, 8-3	April 20	Duquesne	W, 12-4	April 30	at Notre Dame*	L, 8-3
April 9	Villanova*	W, 3-2		Duquesne	W, 5-1		at Notre Dame*	L, 2-0
	Villanova*	W, 20-7	April 22	Providence*	L, 7-0	May 2	at Kent State	W, 5-4
April 11	Villanova*	W, 10-3		Providence*	L, 7-4	May 5	at Boston College*	L, 3-2
April 12	Youngstown State	L, 10-6	April 23	Providence*	L, 7-3		at Boston College*	W, 9-3
April 14	West Virginia	L, 10-8	May 1	at Georgetown*	W, 2-1			
April 16	Georgetown*	W, 15-5		at Georgetown*	W, 3-2		1997 (19-26, 8-17 Big East)	
April 17	Georgetown*	L, 9-7	May 3	at Georgetown*	W, 10-2	DATE	OPPONENT	W-L
	Georgetown*	W, 11-8	May 6	at Boston College*	L, 13-2	March 1	vs. Fairmont State	W, 11-8
April 19	at Saint Bonaventure	W, 10-9 (10)	May 7	at Boston College*	W, 4-3	March 2	vs. Monmouth	W, 10-0 (5)
April 21	Akron	L, 7-4		at Boston College*	W, 15-12		vs. Valparaiso	L, 6-4
April 23	at Seton Hall*	L, 8-4	May 12	at Dayton	W, 14-3	March 3	at Florida Atlantic	L, 14-2
	at Seton Hall*	L, 8-3	May 16	vs. Providence (BEC)	W, 6-2	March 4	vs. Valparaiso	W, 11-10
April 24	at Seton Hall*	W, 10-8	May 17	vs. Seton Hall (BEC)	W, 11-10	March 5	vs. Lynchburg	W, 6-1
May 3	Providence*	W, 15-9	May 18	vs. Providence (BEC)	L, 4-0	March 6	vs. William Patterson	L, 6-5
	Providence*	W, 10-0	May 19	vs. Providence (BEC)	W, 10-4	March 7	vs. Allentown	W, 4-0

# PITT BASEBALL HISTORY YEAR-BY-YEAR BREAKDOWN

March 8	vs. Saint Bonaventure	W, 10-3
	vs. Philadelphia Textile	W, 6-5
March 9	vs. Saint Joseph's	W, 7-4
March 13	vs. Saint Joseph's	W, 10-7
March 20	at Duquesne	L, 14-7
March 22	at Duquesne	L, 6-2
	Connecticut*	W, 5-4
	Connecticut*	L, 18-10
March 23	Connecticut*	L, 14-8
March 25	Duquesne*	W, 12-10
March 27	Georgetown*	W, 7-1
	Georgetown*	W, 14-8
March 29	Villanova*	W, 6-0
	Villanova*	L, 10-5
April 1	West Virginia*	L, 9-0
April 2	at Kent State	L, 7-6
April 5	at Seton Hall*	L, 11-0
	at Seton Hall*	L, 2-0
April 6	at Rutgers*	L, 6-5
	at Rutgers*	W, 6-4
April 9	at West Virginia*	L, 8-4
April 10	at Youngstown State	L, 7-4
April 13	Boston College*	W, 2-0
	Boston College*	W, 5-4
April 14	Boston College*	L, 9-6 (11)
April 16	West Virginia*	L, 14-11 (11)
April 17	Kent State	L, 9-7
April 19	at Saint John's*	L, 4-3
	at Saint John's*	L, 19-14
April 20	at Saint John's*	L, 14-5
April 27	Notre Dame*	L, 11-8 (8)
	Notre Dame*	W, 7-6
April 29	Duquesne	W, 19-18 (11)
April 1	at Akron	L, 9-4
May 3	at Providence*	W, 3-2
	at Providence*	L, 11-2
May 4	at Providence*	L, 14-4

## 1998 (12-27-1, 5-16 Big East)

DATE	OPPONENT	W-L
March 2	vs. Northwood	W, 8-3
March 3	vs. Eastern Michigan	L, 15-12
	vs. Eastern Michigan	L, 4-3
March 4	vs. Lewis	W, 3-2
March 5	vs. Saint Cloud State	W, 3-2
March 6	vs. Rhode Island	L, 7-1
March 7	vs. Wagner	L, 6-3
	vs. Chicago State	L, 14-7
March 8	vs. Saint Francis (NY)	L, 5-3
March 22	at Georgetown*	W, 5-1
	at Georgetown*	L, 15-1
March 25	at Duquesne	W, 14-4
March 28	at Rutgers*	L, 4-1
	at Rutgers*	L, 12-20
March 29	at Rutgers*	L, 9-6
March 31	Duquesne	W, 15-6
April 1	at West Virginia*	L, 10-7
April 4	Saint John's*	L, 2-0
	Saint John's*	L, 7-4
April 5	Saint John's*	L, 11-3
April 7	Youngstown State	W, 8-7
April 8	Cleveland State	L, 5-4
April 9	Providence*	L, 7-3
	Providence*	L, 10-3
April 11	Connecticut*	L, 3-2
	Connecticut*	W, 12-10
April 14	at Duquesne	T, 5-5
April 15	West Virginia*	L, 9-8

April 18	Notre Dame*	L, 11-0
	Notre Dame*	L, 12-1
April 28	at Youngstown State	L, 3-0
April 29	at West Virginia*	W, 5-3
May 3	Seton Hall*	L, 8-0
	Seton Hall*	W, 2-1
May 4	Seton Hall*	W, 11-0
May 5	at Kent State	W, 14-9
May 6	at Akron	L, 4-3
	at Akron	L, 8-7
May 8	at Ohio State	L, 5-3
May 9	at Boston College*	L, 12-9

## 1999 (27-27, 11-15 Big East)

DATE	OPPONENT	W-L
Feb. 20	at Winthrop	L, 8-4
	at Winthrop	L, 6-1
Feb. 21	at Winthrop	L, 8-5
Feb. 26	at Indiana	L, 9-1
Feb. 27	at Indiana	L, 15-8
March 6	vs. Northwood	W, 8-5
	vs. Bowling Green	L, 9-8
March 7	vs. Holy Cross	W, 5-4
	vs. Quinnipiac	W, 10-2
March 8	vs. Saint Cloud State	W, 11-0
March 10	vs. Wagner	W, 12-3
March 11	vs. Saint Francis (NY)	W, 8-0
March 12	vs. Maine	W, 16-7
	vs. Bowling Green	L, 12-8
March 13	vs. Bucknell	W, 5-4
March 23	Duquesne	L, 7-2
March 24	at Ohio	L, 16-11
March 27	at Connecticut*	W, 1-0
	at Connecticut*	W, 7-5 (11)
March 28	at Providence*	L, 5-3
	at Providence*	W, 18-4
March 31	Canisus	W, 8-2
	Canisus	W, 5-3
April 1	Georgetown*	L, 12-8
	Georgetown*	W, 13-0
April 3	Villanova*	W, 8-7
	Villanova*	W, 5-11
April 7	West Virginia*	W, 3-2
April 8	at Akron	W, 9-0
April 10	at Notre Dame*	L, 4-1
	at Notre Dame*	L, 3-2
April 11	at Notre Dame*	L, 9-8
April 13	at Wright State	W, 8-1
April 14	at West Virginia*	W, 11-9
April 17	at Saint John's*	L, 8-1
	at Saint John's*	L, 3-1
April 18	at Saint John's*	L, 14-5
April 20	at Kent State	L, 2-0
April 21	West Virginia*	L, 4-0
April 22	at Akron	L, 5-4
April 24	Boston College*	W, 8-5
	Boston College*	L, 9-6 (10)
April 25	Boston College*	W, 8-4
May 2	at Seton Hall*	L, 8-5
	at Seton Hall*	L, 13-5
May 3	at Seton Hall*	L, 13-9
May 4	Wright State	W, 7-4
May 5	at Ohio State	L, 7-1
May 6	Youngstown State	W, 13-5
May 11	at Duquesne	W, 7-3
	at Duquesne	W, 9-6
May 15	Rutgers*	W, 7-5
	Rutgers*	L, 6-4

May 16	Rutgers*	L, 14-8
--------	----------	---------

## 2000 (31-24, 11-15 Big East)

DATE	OPPONENT	W-L
Feb. 26	at Mount Saint Mary's	W, 7-3
	at Mount Saint Mary's	W, 6-3
Feb. 27	at Mount Saint Mary's	W, 20-6
March 3	at Florida State	L, 6-1
March 4	at Florida State	L, 12-0
March 5	at Florida State	L, 14-4
March 7	vs. Mount Saint Mary's	L, 3-1
March 8	vs. Chicago State	W, 11-9
	vs. Sacred Heart	W, 11-3
March 9	vs. Buffalo	W, 10-7
March 10	vs. Hartford	L, 8-6
	vs. Holy Cross	W, 7-4
March 11	vs. Indiana	W, 4-3
March 14	Duquesne	W, 14-8
March 15	Niagara	W, 3-2
	Niagara	W, 7-5
March 18	at Villanova*	W, 5-4 (10)
March 19	at Villanova*	L, 4-3
	at Villanova*	L, 4-2
March 22	Oakland	L, 9-4
	Oakland	W, 7-1
March 25	Georgetown*	W, 5-3
	Georgetown*	W, 5-2
March 26	Georgetown*	W, 7-5
March 28	at Cleveland State	W, 5-2
March 30	Buffalo	W, 8-3
	Buffalo	L, 3-2
April 1	Saint John's*	L, 7-2
	Saint John's*	L, 10-5
April 2	Saint John's*	W, 10-9 (12)
April 10	at West Virginia*	W, 3-2
	at West Virginia*	L, 10-8
April 12	Akron	W, 7-5
April 13	at Duquesne	W, 6-3 (10)
April 15	Connecticut*	W, 18-0
	Connecticut*	W, 10-3
April 16	Connecticut*	L, 8-2
April 18	Cleveland State	W, 8-7 (11)
April 20	at Rutgers*	L, 7-0
	at Rutgers*	L, 12-2
April 22	at Seton Hall*	L, 8-1
	at Seton Hall*	L, 6-5 (8)
May 2	at Youngstown State	W, 3-2 (8)
	at Youngstown State	W, 8-3
May 3	at Cincinnati	L, 8-7
May 4	Youngstown State	W, 9-3
May 6	at Notre Dame*	L, 7-0
	at Notre Dame*	L, 11-8 (10)
May 7	at Notre Dame*	W, 22-18
May 11	at Akron	L, 8-4
May 13	Boston College*	W, 8-6
	Boston College*	L, 9-4
May 14	Boston College*	W, 6-5
May 17	vs. Rutgers (BEC)	L, 11-3
May 18	vs. Notre Dame (BEC)	L, 15-7

## 2001 (18-27, 6-18 Big East)

DATE	OPPONENT	W-L
March 3	vs. Albany	W, 21-10 (6)
March 4	vs. Sacred Heart	W, 5-1
	vs. Holy Cross	W, 6-4 (6)
March 5	vs. Mount Saint Mary's	W, 9-5
March 7	at Miami (FL)	L, 6-2
March 8	vs. Holy Cross	W, 11-2

## MEDIA GUIDE

## PITT BASEBALL HISTORY

### YEAR-BY-YEAR BREAKDOWN

March 9	vs. Duquesne	L, 6-2	March 30	Boston College*	L, 5-3		West Virginia*	W, 4-0
March 10	vs. Marist	W, 12-11		Boston College*	L, 17-8	April 8	at Akron	W, 10-4
March 15	Niagara	L, 10-6	April 2	Cleveland State	W, 11-10	April 9	at Kent State	L, 14-3
March 17	at Georgetown*	W, 1-0	April 3	Akron	W, 9-8	April 12	Villanova*	W, 9-2
	at Georgetown*	L, 6-5	April 4	Canisus	W, 7-4		Villanova*	W, 7-1
March 18	at Georgetown*	W, 10-8		Canisus	W, 4-1	April 13	Villanova*	W, 10-5
March 20	at Ohio	W, 2-1	April 11	at Notre Dame*	W, 7-4	April 15	Ohio	W, 6-5
	at Ohio	L, 10-7		at Notre Dame*	L, 12-2	April 17	at Notre Dame*	L, 5-2
March 23	Notre Dame*	L, 3-0	April 14	at Seton Hall*	L, 2-0		at Notre Dame*	W, 5-3
	Notre Dame*	L, 3-0		at Seton Hall*	W, 7-5	April 19	at Georgetown*	W, 11-3
March 25	Seton Hall*	L, 7-2	April 20	at Rutgers*	L, 9-1		at Georgetown*	W, 8-3
	Seton Hall*	L, 7-6		at Rutgers*	L, 13-2	April 26	Buffalo	W, 4-0
March 28	Duquesne	W, 8-7	April 21	at Rutgers*	W, 2-1	April 27	Buffalo	L, 7-4
March 29	Canisus	L, 9-6	April 27	Villanova*	W, 8-4	April 29	at Niagara	W, 10-3
	Canisus	W, 7-5		Villanova*	L, 8-2	April 30	at Canisus	W, 5-0
March 31	West Virginia*	L, 6-5	April 28	Villanova*	W, 5-1		at Canisus	W, 8-2
	West Virginia*	W, 3-2	May 1	at Canisus	W, 14-10	May 3	at Boston College*	L, 4-3
April 1	West Virginia*	L, 7-1		at Canisus	L, 7-5	May 4	at Boston College*	L, 5-0
April 3	Cleveland State	W, 8-2	May 2	at Niagara	W, 11-4		at Boston College*	L, 8-1
April 4	Kent State	W, 6-5 (10)	May 4	Georgetown*	W, 8-2	May 6	vs. Duquesne	L, 2-1
April 5	Youngstown State	W, 10-9		Georgetown*	W, 9-2	May 10	Virginia Tech*	L, 4-3
April 7	at Connecticut*	L, 7-4	May 5	Georgetown*	W, 19-0		Virginia Tech*	W, 14-13
	at Connecticut*	L, 3-1	May 7	at Cleveland State	W, 6-5	May 11	Virginia Tech*	W, 17-16
April 8	at Connecticut*	L, 8-4	May 8	at Akron	L, 14-5	May 17	at Connecticut*	L, 3-0
April 14	at Saint John's*	L, 5-2	May 11	at West Virginia*	L, 16-6		at Connecticut*	W, 3-1
	at Saint John's*	L, 10-9 (10)		at West Virginia*	L, 12-9	May 18	at Connecticut*	L, 10-4
April 28	Rutgers*	L, 4-0	May 14	Youngstown State	W, 4-1			
	Rutgers*	W, 8-0	May 15	Kent State	W, 3-2			
April 29	Rutgers*	L, 6-0	May 18	Connecticut*	W, 12-11	DATE	2004 (38-18, 17-9 Big East) OPPONENT	W-L
May 1	Akron	L, 20-14		Connecticut*	W, 7-4	Feb. 20	at New Orleans	W, 3-2
May 2	at Kent State	L, 13-12	May 19	Connecticut*	L, 5-2	Feb. 21	at New Orleans	W, 9-3
May 5	at Villanova*	L, 8-5				Feb. 22	at New Orleans	L, 10-3
May 6	at Villanova*	L, 5-1		2003 (36-20, 13-13 Big East)		March 7	vs. Sacred Heart	W, 14-6
	at Villanova*	L, 15-10	DATE	OPPONENT	W-L		vs. Evansville	L, 7-4
May 9	at Akron	L, 3-2	Feb. 14	at Duke	L, 7-3	March 8	vs. Temple	W, 16-2
May 10	at Niagara	L, 6-5	Feb. 15	at Duke	W, 2-1	March 9	vs. Mount Saint Mary's	W, 8-0
May 12	Virginia Tech*	W, 4-1	Feb. 22	at New Orleans	L, 8-7	March 11	vs. Florida International	L, 7-3
	Virginia Tech*	W, 4-1		at New Orleans	W, 5-3	March 12	vs. Iona	W, 6-3
May 13	Virginia Tech*	L, 5-3	Feb. 23	at New Orleans	L, 10-0	March 13	vs. Iona	W, 9-1
			Feb. 28	vs. Purdue	W, 8-7		vs. Manhattan	W, 15-10
			March 1	vs. Sacred Heart	W, 6-0	March 14	vs. Rider	W, 10-6
			March 2	vs. Mount Saint Mary's	W, 16-1	March 23	at Ohio	W, 15-11
			March 3	vs. Detroit	W, 8-0	March 24	Niagara	W, 9-8
				vs. Sacred Heart	W, 6-3		Niagara	L, 4-3
Feb. 24	at MD-Eastern Shore	W, 8-1	March 4	vs. Mount Saint Mary's	W, 8-6	March 27	at Virginia Tech*	W, 3-0
	at MD-Eastern Shore	W, 11-0 (5)	March 5	vs. Detroit	W, 15-0		at Virginia Tech*	W, 5-4
Feb. 25	at MD-Eastern Shore	W, 15-0	March 7	vs. Florida International	L, 10-2	March 28	at Virginia Tech*	W, 12-11
March 1	vs. CW Post	W, 2-0	March 8	vs. Chicago State	W, 20-2	March 31	Kent State	W, 3-1
	vs. CW Post	W, 9-5	March 15	Niagara	W, 11-1	April 3	Boston College*	W, 9-4
March 2	vs. Holy Cross	W, 7-1	March 16	Niagara	W, 3-2		Boston College*	L, 4-2
March 3	vs. Holy Cross	W, 9-5		Niagara	W, 5-4	April 4	Boston College*	W, 7-6
	vs. Lehigh	W, 8-8		Niagara	W, 5-4	April 6	at Duquesne	L, 9-5
March 4	vs. Lehigh	T, 8-8	March 18	Cleveland State	W, 9-5	April 8	at Rutgers*	L, 4-0
March 5	vs. Adelphi	W, 3-2	March 19	Kent State	W, 10-7		at Rutgers*	L, 8-5
March 6	vs. Fairfield	W, 7-5	March 22	Seton Hall*	W, 2-1		at Rutgers*	L, 8-5
March 8	at Florida State	L, 7-2		Seton Hall*	W, 8-7	April 10	at West Virginia*	W, 2-0
March 9	at Florida State	L, 11-2		Seton Hall*	L, 6-5		at West Virginia*	W, 7-2
March 10	at Florida State	L, 15-3	March 23	Seton Hall*	W, 14-4	April 14	at Akron	W, 11-0
March 13	Duquesne	W, 19-3	March 25	Duquesne	W, 14-4		at Akron	L, 4-3
March 16	Niagara	W, 5-4	March 29	at Saint John's*	L, 4-1		at Akron	L, 4-3
	Niagara	W, 8-2		at Saint John's*	L, 7-1	April 17	New York Tech	W, 9-3
March 23	at Virginia Tech*	W, 10-7	March 30	at Saint John's*	L, 8-3		New York Tech	W, 11-3
	at Virginia Tech*	W, 5-2	April 2	at Youngstown State	W, 7-1	April 18	New York Tech	W, 9-3
March 24	at Virginia Tech*	L, 8-5	April 4	Rutgers*	W, 5-4	April 23	Georgetown*	W, 6-5
March 28	Saint John's	L, 13-6		Rutgers*	L, 7-5		Georgetown*	L, 2-1
	Saint John's	W, 12-8	April 6	West Virginia*	L, 10-8	April 25	Notre Dame*	W, 8-0

# PITT BASEBALL HISTORY YEAR-BY-YEAR BREAKDOWN

April 28	Notre Dame*	W, 7-6
April 30	at Kent State	L, 8-7
	Villanova*	W, 14-2
	Villanova*	W, 11-9
May 1	Villanova*	L, 8-5
May 4	at Buffalo	W, 20-5
May 5	at Niagara	W, 16-7
May 8	at Seton Hall*	W, 3-2
	at Seton Hall*	W, 13-7
May 9	at Seton Hall*	W, 10-5
May 11	at Akron	W, 15-8
May 12	vs. Duquesne	W, 5-1
May 15	Connecticut*	L, 3-1
May 16	Connecticut*	W, 5-2
	Connecticut*	L, 6-2
May 18	at Youngstown State	W, 10-3
May 22	Saint John's*	W, 6-4
	Saint John's*	L, 6-5
May 23	Saint John's*	L, 17-4
May 27	vs. Saint John's (BEC)	L, 4-2
May 28	vs. Boston College (BEC)	L, 8-4

## 2005 (33-22, 15-10 Big East)

DATE	OPPONENT	W-L
Feb. 25	vs. Rider	W, 9-6
	at Coastal Carolina	L, 11-8
Feb. 26	at Coastal Carolina	L, 6-5
Feb. 27	vs. Rider	W, 6-4
March 5	vs. La Salle	W, 9-7 (11)
March 6	vs. Wagner	W, 11-2
March 7	vs. La Salle	W, 9-5
March 8	at Miami (FL)	L, 3-0
March 11	vs. Temple	L, 2-1
March 12	vs. Temple	W, 13-6
March 13	vs. Temple	L, 5-3
	vs. Lafayette	W, 4-2
March 19	Canisus	W, 9-0
	Canisus	W, 13-3
March 20	Canisus	W, 11-3
March 24	Seton Hall*	W, 19-0
	Seton Hall*	L, 10-6
March 26	Rutgers*	L, 5-3
	Rutgers*	L, 7-1
March 29	Niagara	W, 12-0
March 30	Kent State	W, 12-2
April 3	at Saint John's*	L, 2-0
April 4	at Saint John's*	L, 3-2
	at Saint John's*	L, 4-2
April 6	vs. Penn State	L, 9-0
April 9	at Connecticut*	W, 8-7
	at Connecticut*	L, 2-1
April 10	at Connecticut*	W, 9-6
April 12	at Akron	W, 17-15
April 13	vs. Duquesne	W, 9-2
April 16	Villanova*	W, 6-4
	Villanova*	L, 9-8 (10)
April 17	Villanova*	W, 8-3
April 20	at Kent State	L, 9-4
April 30	West Virginia*	W, 6-5
	West Virginia*	W, 11-0
May 1	West Virginia*	W, 8-7
May 4	at Niagara	L, 8-3
May 8	at Boston College*	W, 9-3
May 9	at Boston College*	L, 3-0
	at Boston College*	W, 6-1
May 10	vs. Ohio	L, 5-4
May 11	at Cleveland State	W, 10-6
May 15	Notre Dame*	W, 4-1

May 16	Notre Dame*	W, 8-5
May 17	Notre Dame*	L, 21-1
May 18	Duquesne	L, 5-1
May 19	Youngstown State	W, 16-2
	at Georgetown*	W, 6-1
	at Georgetown*	W, 9-5
May 20	at Georgetown*	W, 5-2
May 26	vs. Saint John's (BEC)	W, 4-1
May 27	vs. Notre Dame (BEC)	L, 4-2
	vs. Boston College (BEC)	W, 3-2 (12)
May 28	vs. Notre Dame (BEC)	L, 11-4

## 2006 (23-29, 10-17 Big East)

DATE	OPPONENT	W-L
Feb. 17	vs. George Mason	L, 9-2
	at Coastal Carolina	W, 11-5
Feb. 18	at Coastal Carolina	W, 6-0
Feb. 19	vs. George Mason	L, 3-1 (11)
Feb. 24	at Vanderbilt	L, 2-1 (11)
Feb. 25	at Belmont	W, 14-7
Feb. 26	at Lipscomb	L, 4-0
March 4	vs. Boston College	L, 6-5 (10)
March 5	vs. Boston College	L, 10-5
March 6	at Rollins College	W, 4-0
March 7	vs. Sacred Heart	W, 16-6
March 8	at Bethune-Cookman	L, 6-0
March 9	vs. Saint Joseph's	W, 9-3
March 11	vs. Sacred Heart	W, 10-5
	vs. Saint Joseph's	W, 14-2
March 17	at Seton Hall*	W, 8-3
March 18	at Seton Hall*	L, 2-1
March 19	at Seton Hall*	W, 8-1
March 22	Duquesne	W, 18-8
March 24	at West Virginia*	L, 8-4
March 25	at West Virginia*	L, 6-2
March 26	at West Virginia*	L, 13-4
March 29	Kent State	L, 14-4
March 31	at Notre Dame*	L, 6-1
April 1	at Notre Dame*	L, 4-3
April 2	at Notre Dame*	L, 9-8
April 5	vs. Penn State	L, 7-4 (11)
April 8	Saint John's*	L, 6-2
	Saint John's*	W, 3-2
April 9	Saint John's*	L, 12-5
April 13	at Villanova*	W, 9-5
	at Villanova*	L, 6-3
April 15	at Villanova*	L, 6-3
April 18	at Ohio	W, 15-1
April 19	Akron	W, 10-6
April 22	USF*	W, 7-1
	USF*	L, 5-3
April 23	USF*	W, 11-9
May 2	at Kent State	L, 17-14
May 3	at Cleveland State	W, 11-8
May 6	at Rutgers*	W, 12-11
	at Rutgers*	L, 15-9
May 7	at Rutgers*	L, 10-5
May 9	vs. Akron	L, 15-11
May 10	vs. Duquesne	L, 8-7
May 12	Connecticut*	L, 5-4
May 13	Connecticut*	L, 6-4
May 14	Connecticut*	W, 11-9
May 17	at Ohio State	W, 7-3 (6)
May 18	Georgetown*	W, 14-0
May 19	Georgetown*	W, 3-2 (10)
May 20	Georgetown*	L, 8-7

## 2007 (27-27, 15-12 Big East)

DATE	OPPONENT	W-L
Feb. 16	at Coastal Carolina	L, 12-5
Feb. 17	vs. Virginia Tech	L, 7-3
Feb. 18	vs. Old Dominion	L, 10-5
Feb. 23	at Vanderbilt	L, 4-3
Feb. 24	at Belmont	L, 11-4
Feb. 25	at Lipscomb	L, 4-2
March 5	vs. Sacred Heart	L, 7-0
	vs. Michigan State	L, 4-3
March 6	vs. Sacred Heart	W, 5-1
March 7	vs. Saint Joseph's	W, 6-0
March 8	vs. Saint Joseph's	W, 13-6
March 9	vs. Lehigh	W, 9-0 (7)
	vs. Lehigh	W, 10-4
March 12	vs. Sacred Heart	W, 9-1
March 16	at USF*	L, 4-2
March 17	at USF*	W, 5-2
March 18	at USF*	L, 5-2
March 24	Cincinnati*	L, 19-5
March 25	Cincinnati*	W, 3-0 (7)
	Cincinnati*	W, 3-2
March 28	Kent State	L, 3-0
March 30	Notre Dame*	W, 4-2
March 31	Notre Dame*	W, 5-0
April 4	Youngstown State	L, 7-5
April 5	at Louisville*	L, 7-1
April 6	at Louisville*	W, 6-4
April 7	at Louisville*	W, 6-2
April 10	at Akron	W, 4-2 (14)
April 13	at Saint John's	W, 10-9
April 14	at Saint John's	L, 8-1
	at Saint John's	L, 15-1
April 18	Cleveland State	W, 12-5
April 20	Villanova*	W, 11-6
April 21	Villanova*	W, 8-7
April 22	Villanova*	W, 6-5
April 28	New York Tech	L, 9-4
April 29	New York Tech	L, 6-4
	New York Tech	L, 8-6
May 1	Akron	W, 5-4
May 2	Ohio	L, 9-7
May 5	at Georgetown*	W, 9-2
	at Georgetown*	L, 1-0
May 6	at Georgetown*	W, 6-2
May 8	at Central Michigan	W, 6-5
May 9	at Central Michigan	W, 9-0
May 11	Rutgers*	L, 10-9 (10)
May 12	Rutgers*	L, 5-2
May 13	Rutgers*	W, 5-4 (11)
May 15	at Cleveland State	W, 16-15
May 17	Seton Hall*	W, 5-4 (11)
May 18	Seton Hall*	L, 9-1
May 19	Seton Hall*	L, 8-3
May 22	vs. USF (BEC)	L, 2-1
May 23	vs. Connecticut (BEC)	L, 5-2

## 2008 (19-34, 7-19 Big East)

DATE	OPPONENT	W-L
Feb. 23	vs. Virginia Tech	L, 7-3
	vs. Maryland	L, 10-5
Feb. 24	vs. Virginia Tech	W, 12-8
Feb. 29	at MD-Eastern Shore	W, 25-3
March 1	vs. Rhode Island	L, 6-4
March 2	at MD-Eastern Shore	W, 10-0 (7)
March 8	vs. East Carolina	L, 10-5
	vs. Georgia Southern	L, 3-2 (10)
March 9	vs. Michigan	L, 7-0
March 11	at UCF	L, 8-2

## PITT BASEBALL HISTORY

## YEAR-BY-YEAR BREAKDOWN

March 13	vs. Penn	W, 14-2	March 25	Youngstown State	L, 7-4	April 13	at Penn State	L, 14-8
March 15	vs. Bethune-Cookman	W, 6-5	March 27	Notre Dame*	L, 5-4	April 14	Duquesne	W, 21-9
March 16	vs. Cornell	L, 8-5	March 28	Notre Dame*	W, 15-7	April 16	at Villanova*	W, 8-5
	vs. New Jersey Tech	W, 17-2	March 29	Notre Dame*	W, 14-11	April 17	at Villanova*	W, 12-7
March 20	at West Virginia*	L, 15-12	March 31	Alrpm	W, 17-5	April 18	at Villanova*	W, 5-3
March 21	at West Virginia*	L, 12-6	April 1	at Duquesne	W, 6-4	April 20	Kent State	L, 16-3
March 22	at West Virginia*	L, 8-1	April 3	at USF*	L, 8-1	April 21	Youngstown State	W, 21-12
March 26	at Ohio State	L, 9-1	April 4	at USF*	L, 13-5	April 23	at West Virginia*	W, 13-9
March 28	Louisville*	W, 7-2	April 5	at USF*	L, 10-8 (10)	April 24	at West Virginia*	W, 6-3
March 29	Louisville*	W, 5-4	April 9	at Louisville*	L, 7-3	April 25	at West Virginia*	W, 24-9
March 30	Louisville*	L, 6-4 (1)	April 11	at Louisville*	L, 1-0 (8)	May 1	Connecticut*	L, 11-7
April 2	Kent State	L, 7-0		at Louisville*	L, 3-2 (10)		Connecticut*	W, 13-4
April 4	at Seton Hall*	L, 1-0	April 17	Seton Hall*	W, 3-1	May 5	Akron	W, 15-12
April 5	at Seton Hall*	L, 3-0	April 18	Seton Hall*	W, 5-2	May 7	at Seton Hall*	W, 5-2
April 6	at Seton Hall*	L, 15-5	April 19	Seton Hall*	W, 5-4	May 8	at Seton Hall*	W, 14-2
April 8	Duquesne	W, 9-8	April 25	Rutgers*	L, 10-4		at Seton Hall*	L, 9-7
April 9	Penn State	L, 6-5		Rutgers*	W, 8-6	May 12	vs. Duquesne	L, 10-9
April 11	at Cincinnati*	L, 6-3	April 26	Rutgers*	W, 12-8	May 14	at Cincinnati*	W, 12-2
April 12	at Cincinnati*	L, 3-2 (11)	April 29	at Cleveland State	W, 10-0	May 15	at Cincinnati*	W, 8-5
April 13	at Cincinnati*	W, 3-2	May 2	at Georgetown*	L, 7-5	May 16	at Cincinnati*	L, 3-1
April 15	at Ohio	L, 17-9		at Georgetown*	W, 6-5	May 20	USF*	W, 8-7
April 16	Duquesne	W, 17-6	May 5	Cleveland State	W, 9-7	May 21	USF*	L, 7-3
April 18	Saint John's*	W, 6-3	May 6	Duquesne	L, 5-2		USF*	L, 14-12 (1)
April 19	Saint John's*	L, 7-4	May 8	at Connecticut*	W, 7-4	May 26	vs. Rutgers (BEC)	L, 9-5
April 20	Saint John's*	L, 11-8	May 9	at Connecticut*	L, 14-6	May 27	vs. Cincinnati (BEC)	W, 13-4
April 25	Georgetown*	W, 9-2	May 10	at Connecticut*	L, 8-5	May 28	vs. Connecticut (BEC)	L, 7-2
April 26	Georgetown*	W, 17-11	May 14	West Virginia*	W, 9-1			
	Georgetown*	L, 7-4	May 15	West Virginia*	W, 13-12			
April 29	at Kent State	L, 9-2		West Virginia*	L, 16-4			
April 30	Cleveland State	W, 9-1	May 20	vs. UCF (BEC)	L, 12-2 (8)	Feb. 18	vs. Illinois	W, 10-6
May 2	at Villanova*	L, 4-3	May 21	vs. West Virginia (BEC)	L, 20-8 (8)	Feb. 19	vs. Iowa	W, 3-2 (11)
May 3	at Villanova*	L, 8-4				Feb. 20	vs. Perdue	L, 5-3
May 4	at Villanova*	L, 16-10				March 4	at Wofford	W, 11-5
May 6	vs. Coppin State	W, 17-3				March 6	at Wofford	L, 6-1
May 7	vs. Central Michigan	L, 10-8				March 8	at North Carolina A&T	W, 12-0
	vs. Coppin State	W, 25-5				March 9	at North Carolina A&T	W, 6-2
May 9	Notre Dame*	L, 5-4 (10)				March 11	vs. Central Michigan	W, 19-2
May 10	Notre Dame*	W, 5-3				March 12	vs. Army	W, 4-1
May 13	Akron	L, 4-2					vs. Army	W, 7-0
May 14	at Cleveland State	W, 4-2 (5)				March 13	vs. Michigan State	L, 7-4
May 15	vs. Connecticut*	L, 14-10	March 5	vs. Albany	W, 18-4	March 14	vs. Indiana	L, 9-2
May 16	vs. Connecticut*	L, 6-5		vs. Ball State	W, 8-5	March 16	Kent State	L, 10-7
May 17	vs. Connecticut*	L, 7-5	March 6	at Coastal Carolina	L, 9-6	March 18	Niagara	W, 9-6
			March 7	vs. Toledo	L, 11-7	March 19	Youngstown State	W, 7-0
			March 10	at Florida Atlantic	L, 10-7		Toledo	W, 5-4
			March 13	Fordham	W, 10-1	March 20	Niagara	W, 18-9
			March 14	Fordham	W, 13-0	March 22	Akron	L, 4-3
				Fordham	W, 10-3	March 25	at Connecticut*	L, 7-0
			March 17	Youngstown State	W, 15-11	March 26	at Connecticut*	L, 9-2
March 4	at Ohio	L, 9-8	March 19	at Saint Joseph's	W, 14-1	March 27	at Connecticut*	W, 4-0
March 7	vs. Saint Bonaventure	W, 12-8 (11)	March 20	at La Salle	W, 20-11	March 29	Ohio	L, 9-4
March 8	vs. Akron	W, 8-5	March 21	at Temple	W, 7-1	April 1	Notre Dame*	W, 6-5
March 9	vs. Saint Joseph's	W, 17-5	March 24	Penn State	W, 7-4	April 2	Notre Dame*	W, 3-2 (11)
March 10	vs. SIU-Edwardsville	W, 6-0	March 26	Saint John's*	W, 4-1	April 3	Notre Dame*	L, 8-6
March 11	vs. Miami (FL)	L, 11-6	March 27	Saint John's*	W, 13-1	April 5	at Cleveland State	W, 13-5
March 13	at Ohio State	L, 20-3	March 28	Saint John's*	W, 5-3 (7)	April 6	at Kent State	L, 9-5
March 14	vs. Long Island	W, 12-2	April 1	at Rutgers*	L, 9-8	April 9	Villanova*	W, 15-6
March 15	vs. North Dakota State	W, 3-2 (11)	April 2	at Rutgers*	L, 6-1		Villanova*	W, 9-5
	vs. MD-Baltimore	W, 12-8	April 3	at Rutgers*	W, 6-5	April 10	Villanova*	W, 7-3
March 17	at Youngstown State	W, 7-6	April 6	at Akron	W, 5-4	April 13	at Penn State	L, 5-4
March 20	Cincinnati*	W, 18-4	April 7	at Kent State	L, 19-6	April 15	at Georgetown*	W, 15-9
March 21	Cincinnati*	W, 5-0	April 9	Louisville*	W, 8-3		at Georgetown*	W, 13-4
March 22	Cincinnati*	L, 9-5	April 10	Louisville*	W, 15-5	April 17	at Georgetown*	L, 3-2
March 24	at Akron	W, 14-13	April 11	Louisville*	L, 9-7	April 19	Youngstown State	W, 7-2 (5)
2011 (33-23, 16-11 Big East)								
						DATE	OPPONENT	W-L
April 29	at Kent State	L, 9-2		West Virginia*	L, 16-4	Feb. 18	vs. Illinois	W, 10-6
April 30	Cleveland State	W, 9-1	May 20	vs. UCF (BEC)	L, 12-2 (8)	Feb. 19	vs. Iowa	W, 3-2 (11)
May 2	at Villanova*	L, 4-3	May 21	vs. West Virginia (BEC)	L, 20-8 (8)	Feb. 20	vs. Perdue	L, 5-3
May 3	at Villanova*	L, 8-4				March 4	at Wofford	W, 11-5
May 4	at Villanova*	L, 16-10				March 6	at Wofford	L, 6-1
May 6	vs. Coppin State	W, 17-3				March 8	at North Carolina A&T	W, 12-0
May 7	vs. Central Michigan	L, 10-8				March 9	at North Carolina A&T	W, 6-2
	vs. Coppin State	W, 25-5				March 11	vs. Central Michigan	W, 19-2
May 9	Notre Dame*	L, 5-4 (10)				March 12	vs. Army	W, 4-1
May 10	Notre Dame*	W, 5-3					vs. Army	W, 7-0
May 13	Akron	L, 4-2				March 13	vs. Michigan State	L, 7-4
May 14	at Cleveland State	W, 4-2 (5)				March 14	vs. Indiana	L, 9-2
May 15	vs. Connecticut*	L, 14-10	March 5	vs. Albany	W, 18-4	March 16	Kent State	L, 10-7
May 16	vs. Connecticut*	L, 6-5		vs. Ball State	W, 8-5	March 18	Niagara	W, 9-6
May 17	vs. Connecticut*	L, 7-5	March 6	at Coastal Carolina	L, 9-6	March 19	Youngstown State	W, 7-0
			March 7	vs. Toledo	L, 11-7		Toledo	W, 5-4
			March 10	at Florida Atlantic	L, 10-7	March 20	Niagara	W, 18-9
			March 13	Fordham	W, 10-1	March 22	Akron	L, 4-3
			March 14	Fordham	W, 13-0	March 25	at Connecticut*	L, 7-0
				Fordham	W, 10-3	March 26	at Connecticut*	L, 9-2
			March 17	Youngstown State	W, 15-11	March 27	at Connecticut*	W, 4-0
March 4	at Ohio	L, 9-8	March 19	at Saint Joseph's	W, 14-1	March 29	Ohio	L, 9-4
March 7	vs. Saint Bonaventure	W, 12-8 (11)	March 20	at La Salle	W, 20-11	April 1	Notre Dame*	W, 6-5
March 8	vs. Akron	W, 8-5	March 21	at Temple	W, 7-1	April 2	Notre Dame*	W, 3-2 (11)
March 9	vs. Saint Joseph's	W, 17-5	March 24	Penn State	W, 7-4	April 3	Notre Dame*	L, 8-6
March 10	vs. SIU-Edwardsville	W, 6-0	March 26	Saint John's*	W, 4-1	April 5	at Cleveland State	W, 13-5
March 11	vs. Miami (FL)	L, 11-6	March 27	Saint John's*	W, 13-1	April 6	at Kent State	L, 9-5
March 13	at Ohio State	L, 20-3	March 28	Saint John's*	W, 5-3 (7)	April 9	Villanova*	W, 15-6
March 14	vs. Long Island	W, 12-2	April 1	at Rutgers*	L, 9-8		Villanova*	W, 9-5
March 15	vs. North Dakota State	W, 3-2 (11)	April 2	at Rutgers*	L, 6-1	April 10	Villanova*	W, 7-3
	vs. MD-Baltimore	W, 12-8	April 3	at Rutgers*	W, 6-5	April 13	at Penn State	L, 5-4
March 17	at Youngstown State	W, 7-6	April 6	at Akron	W, 5-4	April 15	at Georgetown*	W, 15-9
March 20	Cincinnati*	W, 18-4	April 7	at Kent State	L, 19-6		at Georgetown*	W, 13-4
March 21	Cincinnati*	W, 5-0	April 9	Louisville*	W, 8-3	April 17	at Georgetown*	L, 3-2
March 22	Cincinnati*	L, 9-5	April 10	Louisville*	W, 15-5	April 19	Youngstown State	W, 7-2 (5)
March 24	at Akron	W, 14-13	April 11	Louisville*	L, 9-7			

# PITT BASEBALL HISTORY

## YEAR-BY-YEAR BREAKDOWN

April 21	Rutgers*	W, 4-0
	Rutgers*	W, 3-0
April 23	Rutgers*	W, 8-3
April 30	Cincinnati*	W, 9-8
	Cincinnati*	L, 9-6
May 1	Cincinnati*	L, 9-8
May 4	at Akron	W, 6-0
May 6	at Saint John's	L, 2-1
May 7	at Saint John's	L, 7-0
May 8	at Saint John's	L, 8-7 (10)
May 11	Penn State	L, 10-3
May 13	West Virginia*	W, 12-1
May 14	West Virginia*	W, 5-2
May 15	West Virginia*	W, 10-6
May 19	at USF*	W, 6-5
May 20	at USF*	L, 7-2
May 21	at USF*	L, 4-3
May 25	vs. Louisville (BEC)	W, 7-3
May 26	vs. Saint John's (BEC)	L, 6-4
May 27	vs. Louisville (BEC)	L, 12-2 (8)

### 2012 (28-28, 10-17 Big East)

DATE	OPPONENT	W-L
Feb. 17	vs. Iowa	L, 7-5
	vs. Michigan	W, 9-8
Feb. 18	vs. Northwestern	L, 12-11 (10)
Feb. 19	vs. Indiana	L, 12-7
Feb. 24	at Wofford	W, 22-12
Feb. 25	at Wofford	L, 8-7
Feb. 26	at Wofford	W, 8-4
March 2	at Coastal Carolina	W, 3-1
March 6	vs. Sacred Heart	L, 7-6
March 7	vs. Sacred Heart	W, 5-4
March 8	vs. Xavier	W, 6-5
March 10	vs. Miami (OH)	L, 6-1
	vs. Akron	L, 12-4
March 11	vs. Michigan State	W, 3-1
March 16	Hartford	W, 4-2
March 17	Hartford	W, 8-3
March 18	Hartford	W, 10-6
March 21	at Penn State	L, 5-3
March 23	at Notre Dame*	L, 6-5
March 24	at Notre Dame*	L, 3-2
March 25	at Notre Dame*	L, 7-5
March 28	Kent State	W, 6-5
March 30	at Cincinnati*	L, 2-0
March 31	at Cincinnati*	W, 6-0
April 1	at Cincinnati*	W, 10-9 (11)
April 4	Youngstown State	W, 9-1
April 5	Connecticut*	L, 8-2
April 6	Connecticut*	L, 3-1
April 7	Connecticut*	L, 5-3
April 10	at Akron	W, 9-5
April 11	Penn State	W, 5-3
April 13	USF*	W, 2-1
April 14	USF*	L, 6-5
April 15	USF*	L, 9-8
April 17	at Kent State	L, 6-5
April 18	Akron	W, 3-2
April 20	at West Virginia*	L, 8-4
April 22	at West Virginia*	W, 14-5
	at West Virginia*	L, 7-5
April 28	Georgetown*	W, 5-0
April 29	Georgetown*	L, 6-3
	Georgetown*	W, 8-3
May 1	at Ohio	W, 5-1
May 5	at Rutgers*	W, 5-2
	at Rutgers*	L, 3-1

May 6	at Rutgers*	W, 4-3
May 8	Akron	W, 8-2
May 11	at Seton Hall*	W, 7-4
May 12	at Seton Hall*	L, 4-1
	at Seton Hall*	L, 4-3
May 15	at Youngstown State	W, 5-2
May 17	Louisville*	L, 6-5 (12)
May 18	Louisville*	W, 8-2
May 19	Louisville*	L, 9-5
May 23	vs. Louisville (BEC)	L, 8-4
May 24	vs. USF (BEC)	L, 12-5

### 2013 (42-17, 18-6 Big East)

DATE	OPPONENT	W-L
Feb. 15	at Wichita State	W, 6-4
Feb. 16	at Wichita State	W, 10-8
Feb. 17	at Wichita State	W, 11-3
Feb. 23	at Wofford	W, 4-3
Feb. 24	at Wofford	L, 3-2 (7)
	at Wofford	W, 19-8
March 1	at The Citadel	L, 8-0
March 2	vs. UNC Asheville	L, 5-4
March 3	vs. VCU	L, 6-4
March 9	Youngstown State	W, 9-2
	Manhattan	W, 6-5
March 10	Manhattan	W, 9-3
	Yountstown State	W, 16-1
March 12	West Virginia	L, 8-7
March 15	Niagara	W, 17-3
	Toledo	W, 4-2
March 16	Niagara	L, 7-5
March 17	Toledo	W, 9-5
March 22	at Saint John's*	W, 12-9
March 23	at Saint John's*	W, 14-2
March 24	at Saint John's*	W, 11-2
March 27	at Penn State	W, 10-8
March 29	Towson	W, 5-2
	Towson	W, 2-1 (15)
March 30	Towson	W, 7-5
April 2	at Akron	W, 11-7
April 5	at USF*	L, 1-0
April 6	at USF*	L, 7-6
April 7	at USF*	L, 3-2
April 9	at Youngstown State	W, 24-7
April 12	Notre Dame*	W, 4-0
April 13	Notre Dame*	W, 4-2
April 14	Notre Dame*	W, 12-3
April 16	Youngstown State	W, 11-9
April 17	Coppin State	W, 10-4 (7)
	Coppin State	L, 6-3 (7)
April 20	Rutgers*	W, 14-5
	Rutgers*	W, 9-4
April 21	Rutgers*	W, 6-3
April 27	Cincinnati*	W, 7-3
	Cincinnati*	W, 4-3
April 28	Cincinnati*	W, 10-9
April 30	West Virginia	W, 7-6
May 1	Akron	L, 6-1
May 3	Georgetown*	W, 8-3
May 4	Georgetown*	W, 13-3
May 5	Georgetown*	W, 6-2
May 8	Ohio	W, 6-5
May 11	Villanova*	W, 4-3
	Villanova*	W, 12-4
May 12	Villanova*	W, 10-2
May 14	Kent State	L, 6-5
May 16	Louisville*	L, 5-2
May 17	Louisville*	L, 12-4

May 18	Louisville*	L, 7-4
May 22	Saint John's (BEC)	W, 10-2
May 23	Notre Dame (BEC)	L, 5-3
May 24	Seton Hall (BEC)	W, 7-6 (12)
May 25	Notre Dame (BEC)	L, 3-2 (10)

### 2014 (22-30, 11-19 ACC)

DATE	OPPONENT	W-L
Feb. 15	at Coastal Carolina	W, 7-5
Feb. 16	at Coastal Carolina	W, 10-6
	at Coastal Carolina	L, 8-5 (7)
Feb. 21	vs. Butler	W, 15-7
Feb. 22	at USC-Upstate	W, 5-2
Feb. 23	vs. Fordham	L, 9-2
Feb. 28	vs. Ohio State	L, 6-2
March 1	at Eastern Carolina	L, 4-2
March 2	vs. Western Kentucky	L, 3-2 (11)
March 8	at #17 North Carolina*	L, 9-5
	at #17 North Carolina*	L, 2-1
March 9	at #17 North Carolina*	W, 6-4
March 11	at Presbyterian	W, 12-3
March 12	at Presbyterian	W, 10-9 (11)
March 14	at Virginia Tech*	L, 11-5
March 15	at Virginia Tech*	L, 11-10
	at Virginia Tech*	L, 11-7
March 18	Youngstown State	W, 12-1
March 19	Akron	W, 11-8
March 21	Duke*	W, 3-2
March 22	Duke*	W, 5-1
	Duke*	W, 8-5
March 25	at West Virginia	L, 6-3
March 28	#23 Georgia Tech*	W, 4-3 (13)
March 29	#23 Georgia Tech*	W, 5-0
March 30	#23 Georgia Tech*	W, 4-2
April 1	West Virginia	L, 6-4
April 2	at Youngstown State	L, 7-6
April 4	#1 Virginia*	L, 4-0
April 5	#1 Virginia*	W, 2-1
April 6	#1 Virginia*	L, 3-0
April 8	Akron	L, 7-5
April 11	at #20 Miami (FL)*	L, 12-2
April 12	at #20 Miami (FL)*	L, 1-0 (10)
April 13	at #20 Miami(FL)*	L, 7-2
April 16	at Kent State	L, 4-1
April 18	#20 Clemson*	L, 3-2 (11)
April 19	#20 Clemson*	L, 3-0
April 20	#20 Clemson*	W, 13-4
April 26	at Arkansas-Pine Bluff	W, 3-2
	at Arkansas-Pine Bluff	W, 4-2 (7)
April 27	at Arkansas-Pine Bluff	L, 5-0
May 2	at Boston College*	L, 3-2
May 3	at Boston College*	W, 5-4
May 4	at Boston College*	W, 16-11
May 7	at Ohio	W, 6-1
May 9	Maryland*	L, 21-1
May 10	Maryland*	L, 5-1
May 11	Maryland*	L, 6-4
May 13	Kent State	Cancelled
May 15	at Notre Dame*	L, 3-0
May 16	at Notre Dame*	L, 1-0
May 17	at Notre Dame*	L, 5-4

### 2015 (20-32, 9-21 ACC)

DATE	OPPONENT	W-L
Feb. 13	vs. Saint Louis	W, 18-1
Feb. 14	vs. Kansas State	L, 7-0
Feb. 15	vs. Ohio State	L, 8-0
Feb. 20	at Wofford	L, 5-3

## PITT BASEBALL HISTORY

### YEAR-BY-YEAR BREAKDOWN

Feb. 21	at USC-Upstate	W, 10-4	March 13	at #6 North Carolina*	W, 5-0		Virginia Tech*	W, 3-2
Feb. 22	vs. ETSU	L, 10-4	March 16	at Kent State	W, 9-4	March 28	West Virginia	L, 8-4
Feb. 27	vs. VCU	L, 5-4 (12)	March 18	#11 Florida State*	L, 17-4	March 31	at Duke*	L, 14-0
Feb. 28	vs. VCU	W, 6-1	March 19	#11 Florida State*	L, 10-2	April 1	at Duke*	W, 9-8 (10)
March 1	vs. VCU	L, 3-2 (10)	March 20	#11 Florida State*	W, 5-2	April 2	at Duke*	W, 6-2
March 7	vs. #1 Virginia*	W, 1-0	March 24	Boston College*	L, 6-4	April 4	Penn State	W, 3-2
	vs. #1 Virginia*	L, 2-1	March 25	Boston College*	W, 5-0	April 7	at #22 Virginia*	L, 12-1
March 8	vs. #1 Virginia*	L, 10-3	March 26	Boston College*	W, 5-4	April 8	at #22 Virginia*	L, 5-2
March 10	Niagara	W, 18-4	March 30	Kent State	W, 13-5	April 9	at #22 Virginia*	L, 4-3
March 11	Niagara	W, 6-4	April 1	at #14 Clemson*	L, 14-6	April 14	Miami*	W, 10-3
March 13	#11 North Carolina*	W, 12-9	April 2	at #14 Clemson*	W, 15-5	April 15	Miami*	L, 1-0
March 14	#11 North Carolina*	L, 3-1	April 3	at #14 Clemson*	L, 4-3		Miami*	L, 5-3
March 15	#11 North Carolina*	W, 3-2 (10)	April 5	at Penn State	L, 7-0	April 18	at Penn State	W, 9-1
March 17	Penn State	L, 6-1 (12)	April 8	at #25 Georgia Tech*	L, 6-3	April 19	Kent State	L, 12-8
March 18	Akron	W, 13-7	April 9	at #25 Georgia Tech*	Cancelled	April 21	#3 North Carolina*	L, 5-2
March 20	at Duke*	L, 5-3	April 10	at #25 Georgia Tech*	W, 13-6	April 22	#3 North Carolina*	L, 3-1
March 21	at Duke*	W, 4-3 (10)	April 12	at West Virginia	W, 4-1	April 23	#3 North Carolina*	W, 11-9
March 22	at Duke*	L, 7-6	April 15	at Virginia Tech*	L, 5-4	April 29	SIUE	L, 6-4
March 25	at Youngstown State	W, 8-4	April 16	at Virginia Tech*	W, 6-5		SIUE	W, 7-6
March 27	at North Carolina State*	L, 14-5	April 17	at Virginia Tech*	W, 8-3	April 30	SIUE	W, 17-5
March 28	at North Carolina State*	L, 7-1	April 20	at Youngstown State	W, 17-5	May 2	MD Eastern Shore	W, 9-4
March 29	at North Carolina State*	L, 9-2	April 23	Miami (OH)	W, 5-0	May 3	MD Eastern Shore	W, 20-1
March 31	West Virginia	L, 4-1		Miami (OH)	W, 4-3	May 6	at Georgia Tech*	L, 8-7
April 4	Notre Dame*	L, 8-1	April 24	Miami (OH)	W, 8-7	May 7	at Georgia Tech*	L, 4-3
	Notre Dame*	L, 7-1	April 30	#20 Virginia*	L, 5-1	May 8	at Georgia Tech*	L, 5-2
April 5	Notre Dame*	L, 7-3		#20 Virginia*	L, 7-6	May 10	Youngstown State	W, 3-2
April 7	at Akron	Cancelled	May 1	#20 Virginia*	L, 9-1	May 12	NC State*	L, 7-4
April 8	Youngstown State	W, 12-1	May 3	MD Eastern Shore	W, 9-1	May 13	NC State*	L, 8-6
April 10	Wake Forest*	W, 8-3	May 4	MD Eastern Shore	L, 9-6	May 14	NC State*	L, 14-6
April 11	Wake Forest*	L, 12-4	May 6	at Notre Dame*	W, 4-2	May 16	at West Virginia	L, 2-0
April 12	Wake Forest*	W, 8-4	May 7	at Notre Dame*	W, 8-5	May 18	at #20 Wake Forest*	L, 7-4
April 14	Kent State	L, 1-0	May 8	at Notre Dame*	L, 5-0	May 19	at #20 Wake Forest*	W, 5-4
April 17	at #13 Florida State*	L, 15-2	May 10	Youngstown State	W, 5-3 (5)	May 20	at #20 Wake Forest*	L, 14-4
April 18	at #13 Florida State*	L, 6-5	May 11	Penn State	L, 11-6			
	at #13 Florida State*	L, 10-6	May 13	at #4 Miami (FL)*	L, 7-6			
April 25	Fairfield	W, 10-3	May 14	at #4 Miami (FL)*	L, 4-3 (11)			
	Fairfield	L, 3-2	May 15	at #4 Miami (FL)*	L, 8-4			
April 26	Fairfield	W, 5-2	May 17	West Virginia	L, 10-4			
April 29	at Penn State	L, 8-7	May 19	Duke*	L, 2-1 (10)			
May 2	#16 Miami (FL)*	L, 9-5	May 20	Duke*	L, 7-5			
	#16 Miami (FL)*	L, 12-0	M 21	Duke*	Cancelled			
May 3	#16 Miami (FL)*	L, 9-3						
May 8	at Georgia Tech*	L, 9-1						
May 9	at Georgia Tech*	W, 8-6						
May 10	at Georgia Tech*	L, 10-3						
May 12	at West Virginia	W, 4-1						
May 14	Virginia Tech*	W, 7-0						
May 15	Virginia Tech*	W, 7-0						
May 16	Virginia Tech*	L, 13-7						
<b>2016 (25-26, 10-18 ACC)</b>			<b>2017 (23-30, 9-21 ACC)</b>			<b>2018 (29-26, 11-19 ACC)</b>		
<b>DATE</b>	<b>OPPONENT</b>	<b>W-L</b>	<b>DATE</b>	<b>OPPONENT</b>	<b>W-L</b>	<b>DATE</b>	<b>OPPONENT</b>	<b>W-L</b>
Feb. 19	vs. Niagara	W, 19-10	Feb. 17	Delaware	W, 5-3	Feb. 16	Oakland	W, 9-3
Feb. 20	vs. Toledo	W, 7-2		Kansas State	L, 5-4	Feb. 17	St. Louis	L, 6-5
	vs. Ohio State	L, 11-8 (13)	Feb. 18	Ohio State	W, 7-2		Toledo	W, 17-3
Feb. 21	vs. Niagara	W, 5-4	Feb. 19	Delaware	W, 3-2	Feb. 18	Oakland	W, 2-0
Feb. 26	at Grambling State	W, 16-6	Feb. 24	Siena	W, 8-2	Feb. 23	Presbyterian	W, 4-3
Feb. 27	at Grambling State	W, 14-6	Feb. 25	Siena	W, 6-4	Feb. 24	USC Upstate	W, 3-1
Feb. 28	at Grambling State	W, 18-5		Siena	W, 11-5		Seton Hall	L, 1-0
March 4	at New Orleans	L, 12-5	March 3	at Wofford	L, 4-3	March 2	Massachusetts	W, 3-2
March 5	at New Orleans	L, 13-6	March 4	at USC Upstate	L, 9-5	March 3	Butler	W, 3-0
March 6	at New Orleans	L, 8-5	March 5	at USC Upstate	W, 3-1		Massachusetts	W, 9-0
March 11	at #6 North Carolina*	L, 14-2	March 10	Wright State	L, 3-1	March 4	Massachusetts	W, 10-5
March 12	at #6 North Carolina*	L, 4-0	March 11	at #4 Louisville*	L, 8-2	March 6	St. Peter's	W, 21-1
			March 12	at #4 Louisville*	L, 3-1	March 9	at Virginia Tech*	L, 4-1
			March 17	Notre Dame*	L, 10-5	March 10	at Virginia Tech*	L, 3-1
			March 19	Notre Dame*	L, 4-3 (11)		at Virginia Tech*	W, 15-10
				Notre Dame*	W, 2-1 (12)	March 13	Youngstown State	postponed
			March 21	at Kent State	L, 7-6	March 16	at North Carolina*	L, 15-3
			March 24	Virginia Tech*	W, 9-5	March 17	at North Carolina*	L, 4-0
			March 25	Virginia Tech*	W, 8-2	March 18	at North Carolina*	L, 13-2
						March 21	at Penn State	Cancelled
						March 23	#19 Duke*	L, 12-6
						March 24	#19 Duke*	W, 8-7
						March 25	#19 Duke*	L, 6-5
						March 27	at West Virginia	Postponed
						March 30	(RV) Virginia*	L, 10-7
						March 31	(RV) Virginia*	W, 7-5
						April 1	(RV) Virginia*	W, 4-1
						April 3	Youngstown State	W, 9-5

## PITT BASEBALL HISTORY

### YEAR-BY-YEAR BREAKDOWN

April 4	Youngstown State	Cancelled	April 7	at Duke	L, 9-10 (10)	March 22	at RV Virginia*	L, 10-4
April 7	at Boston College*	W, 9-4	April 10	at Penn State	W, 7-2	March 24	Bucknell	W, 17-9
	at Boston College*	W, 6-4 (13)	April 12	Wake Forest	W, 8-3	March 26	#22 Virginia Tech*	L, 5-1
April 8	at Boston College*	L, 8-0	April 13	Wake Forest	L, 8-20	March 27	#22 Virginia Tech*	L, 8-4
April 10	Kent State	L, 4-1		Wake Forest	L, 6-7	March 28	#22 Virginia Tech*	L, 8-4
April 11	at West Virginia	L, 12-1	April 16	Youngstown St.	W, 16-6	April 3	#12 Notre Dame*	L, 4-1
April 13	Georgia Tech*	L, 7-3	April 17	at Kent State	L, 8-9	April 4	#12 Notre Dame*	W, 3-2
April 14	Georgia Tech*	W, 4-3 (14)	April 20	Notre Dame	W, 4-2	April 5	#12 Notre Dame*	L, 11-5
April 15	Georgia Tech*	W, 6-5		Notre Dame	L, 0-9	April 6	West Virginia	W, 5-1
April 17	West Virginia	Cancelled	April 21	Notre Dame	L, 1-4	April 9	#15 Miami*	W, 12-6
April 18	at Kent State	L, 2-0	April 26	Presbyterian	W, 7-5	April 10	#15 Miami*	W, 6-4
April 20	at Miami*	W, 2-1	April 27	Presbyterian	W, 2-1	April 11	#15 Miami*	W, 12-5
April 21	at Miami*	W, 3-0		Presbyterian	L, 7-9 (12)	April 13	Lipscomb	W, 9-6
	at Miami*	L, 3-0	April 30	MD Eastern Shore	W, 11-0	April 14	Lipscomb	Cancelled
April 28	LIU Brooklyn	W, 2-1	May 1	MD Eastern Shore	W, 26-2	April 16	North Carolina*	W, 6-2
	LIU Brooklyn	W, 1-0	May 3	at #25 Florida State	W, 10-0	April 17	North Carolina*	W, 3-2
April 29	LIU Brooklyn	L, 5-1	May 4	at #25 Florida State	L, 6-15	April 18	North Carolina*	L, 10-9
May 1	MD Eastern Shore	W, 15-3	May 5	at #25 Florida State	L, 6-12	May 5	at West Virginia	L, 8-2
May 2	MD Eastern Shore	W, 18-5	May 7	Western Michigan	W, 14-3	May 7	Boston College*	W, 4-1
May 4	at Notre Dame*	L, 7-4	May 10	#11 North Carolina	W, 7-1	May 8	Boston College*	W, 4-3
May 5	at Notre Dame*	L, 7-5	May 11	#11 North Carolina	L, 6-10	May 8	Boston College*	L, 6-2
May 6	at Notre Dame*	W, 8-7		#11 North Carolina	W, 7-3	May 14	NC State*	L, 3-2
May 8	Penn State	W, 3-2	May 14	#20 West Virginia	L, 4-9	May 15	NC State*	L, 9-7
May 11	(RV) Louisville*	L, 6-3	May 16	at #7 Georgia Tech	L, 7-12	May 16	NC State*	L, 10-3
May 12	(RV) Louisville*	L, 6-5	May 17	at #7 Georgia Tech	L, 0-2	May 20	at Wake Forest*	L, 6-1
May 13	(RV) Louisville*	L, 8-5	May 18	at #7 Georgia Tech	W, 9-3	May 21	at Wake Forest*	L, 12-5
May 17	#7 Clemson*	L, 16-6				May 22	at Wake Forest*	L, 10-2
May 18	#7 Clemson*	L, 4-1				May 25	vs. No. 6 North Carolina^	W, 5-3
May 19	#7 Clemson*	L, 5-0				May 27	vs. No. 3 NC State^	L, 3-2
May 22	Georiga Tech (ACC)	W, 1-0						
May 23	#6 North Carolina (ACC)	W, 5-4						
May 26	Louisville (ACC)	L, 5-2						
<b>2019 (21-34, 8-22 ACC)</b>			<b>2020 (10-6, 0-3 ACC)</b>			<b>2022 (29-27, 13-16 ACC)</b>		
<b>DATE</b>	<b>OPPONENT</b>	<b>W-L</b>	<b>DATE</b>	<b>OPPONENT</b>	<b>W-L</b>	<b>DATE</b>	<b>OPPONENT</b>	<b>W-L</b>
Feb. 5	Villanova	W, 7-2	Feb. 14	vs. Indiana State	W, 11-1	Feb. 18	vs. Canisius	L, 11-3
Feb. 16	Iowa	L, 1-10	Feb. 15	vs. Saint Joseph's	W, 14-8	Feb. 19	vs. Canisius	W, 12-2
	Marshall	L, 2-7	Feb. 16	vs. Ohio State	L, 1-4	Feb. 19	vs. Canisius	W, 4-0
Feb. 17	Milwaukee	L, 8-9	Feb. 21	vs. Iowa	W, 10-8	Feb. 20	vs. Canisius	L, 15-7
Feb. 23	USC Upstae	W, 6-3	Feb. 22	vs. Eastern Michigan	W, 3-2	Feb. 25	vs. Bradley	W, 4-3
Feb. 24	Bucknell	W, 8-2	Feb. 23	vs. Eastern Michigan	W, 10-4	Feb. 26	vs. Bradley	L, 3-2
March 1	vs. Hofsta	W, 1-0	Feb. 28	vs. Eastern Michigan	W, 3-2	Feb. 26	at Lipscomb	W, 16-0
March 2	vs. Saint Peters	W, 17-7(8)	Feb. 29	vs. Lehigh	W, 15-4	Feb. 27	at Lipscomb	W, 6-5
	vs. Butler	W, 4-3	March 1	vs. Central Conn. State	W, 7-5	March 4	vs. Army	L, 5-3
March 3	vs. Central Michigan	L, 3-4	March 6	vs. Lehigh	W, 10-0	March 5	vs. Ohio State	W, 6-5
March 8	#20 NC State	L, 3-4	March 7	vs. Central Conn. State	W, 14-2	March 6	vs. Campbell	W, 11-5
March 9	#20 NC State	L, 3-21	March 8	Youngstown State	L, 5-7	March 9	at High Point	W, 15-5
March 10	#20 NC State	L, 5-6	March 10	at #6 Miami	L, 4-5	March 11	at #14 North Carolina	L, 7-4
March 12	Penn State	L, 3-7	March 7	at #6 Miami	L, 0-5	March 12	at #14 North Carolina	L, 4-3
March 13	Youngstown St.	L, 2-4	March 8	at #6 Miami	L, 2-14	March 13	at #14 North Carolina	L, 9-2
March 15	Virginia Tech	L, 4-11	March 10	at USF	L, 8-12	March 15	Bucknell	W, 21-6
March 16	Virginia Tech	L, 1-16	<b>*Season cancelled due to COVID-19 Pandemic*</b>			March 16	Youngstown State	L, 5-2
March 17	Virginia Tech	W, 1-0				March 18	at Virginia Tech	W, 4-3
March 20	Kent State	L, 4-6				March 19	at Virginia Tech	L, 22-6
March 22	at Virginia	L, 3-13				March 20	at Virginia Tech	L, 7-1
March 23	at Virginia	L, 5-7				March 25	#20 Clemson	W, 8-0
March 24	at Virginia	L, 2-5				March 25	#20 Clemson	W, 10-7
March 27	at Youngstown St.	L, 2-3				March 30	West Virginia	W, 9-6
March 29	Miami	L, 10-13				April 2	#5 Louisville	W, 8-7
March 30	Miami	W, 11-10				April 2	#5 Louisville	L, 14-6
March 31	Miami	L, 3-5				April 3	#5 Louisville	W, 6-3
April 3	at West Virginia	L, 4-5				April 6	at Youngstown State	W, 9-1
April 6	at Duke	L, 0-2				April 8	at Boston College	W, 13-3
	at Duke	L, 5-6				April 9	at Boston College	L, 9-8
						April 10	at Boston College	W, 10-9
						April 12	at Kent State	W, 12-5
						April 15	#5 Virginia	W, 9-4

## PITT BASEBALL HISTORY YEAR-BY-YEAR BREAKDOWN

April 16	#5 Virginia	L, 18-0	April 21	vs. No. 2 Wake Forest*	W, 3-0
April 17	#5 Virginia	W, 4-1	April 22	vs. No. 2 Wake Forest*	L, 23-4
April 20	RV West Virginia	L, 3-2	April 23	vs. No. 2 Wake Forest*	L, 17-1
April 22	at #4 Miami	L, 2-1 (10)	April 28	vs. Cal	W, 14-6
April 23	at #4 Miami	L, 2-17	April 29	vs. Cal	W, 5-3
April 24	at #4 Miami	W, 9-4	April 30	vs. Cal	W, 10-5
April 29	North Carolina A&T	W, 10-0	May 3	at West Virginia	L, 10-0 (7 inn.)
April 30	North Carolina A&T	L, 9-5	May 5	at Georgia Tech*	L, 11-1
April 30	North Carolina A&T	W, 13-9	May 6	at Georgia Tech*	W, 5-0
May 4	Oakland	L, 8-4	May 7	at Georgia Tech*	L, 15-3
May 7	Duke	W, 14-4	May 10	vs. West Virginia	L, 9-8
May 8	Duke	W, 3-2	May 12	vs. No. 11 Miami*	L, 9-8
May 8	Duke	L, 15-5	May 13	vs. No. 11 Miami*	W, 7-4
May 10	at West Virginia	L, 9-1	May 14	vs. No. 11 Miami*	L, 5-4
May 13	at #8 Notre Dame	L, 8-3	May 16	vs. Penn State	W, 11-3
May 14	at #8 Notre Dame	L, 8-1	May 18	at NC State*	L, 7-2
May 15	at #8 Notre Dame	W, 5-2	May 19	at NC State*	L, 17-8
May 17	Penn State	L, 19-6	May 20	at NC State*	L, 8-2
May 19	Georgia Tech	L, 8-7	May 24	vs. Notre Dame^	W, 9-5
May 20	Georgia Tech	L, 19-3	May 25	vs. No. 1 Wake Forest^	L, 10-2
May 21	Georgia Tech	L, 13-7			
May 24	vs. No. 7 Georgia Tech^	W, 12-6			
May 25	vs. No. 2 Louisville^	W, 6-5			
May 28	vs. No. 10 NC State^	L, 8-3			

\* Conference game

^ Conference tournament game

### 2023 (24-31, 10-18 ACC)

DATE	OPPONENT	W-L
Feb. 17	vs. Maine	W, 11-10
Feb. 18	vs. Maine	L, 11-7
Feb. 19	vs. Maine	L, 8-5
Feb. 24	vs. Harvard	W, 12-10
Feb. 25	vs. Harvard	L, 8-4
Feb. 25	vs. Harvard	W, 11-3 (7 inn.)
Feb. 26	vs. Harvard	W, 17-7 (8 inn.)
Feb. 28	vs. Bucknell	W, 11-8
March 3	vs. Mount St. Mary's	L, 7-4
March 4	vs. Mount St. Mary's	W, 10-2
March 4	at Stetson	L, 6-5
March 5	at Stetson	W, 9-2
March 7	at South Florida	L, 2-1
March 10	at Florida State*	L, 3-2 (12 inn.)
March 11	at Florida State*	L, 5-3
March 12	at Florida State*	W, 8-6 (7 inn.)
March 17	vs. North Carolina*	L, 17-7
March 18	vs. North Carolina*	Cancelled
March 19	vs. North Carolina*	Cancelled
March 22	vs. Kent State	W, 8-3
March 24	vs. Virginia Tech*	W, 5-4
March 25	vs. Virginia Tech*	L, 20-12
March 26	vs. Virginia Tech*	W, 5-4
March 28	at Penn State	L, 16-8
March 31	at Duke*	W, 13-1
April 1	at Duke*	L, 11-7
April 2	at Duke*	L, 8-0
April 4	at Youngstown State	W, 13-7
April 6	vs. Notre Dame*	L, 10-8
April 7	vs. Notre Dame*	L, 11-2
April 8	vs. Notre Dame*	W, 9-5
April 10	vs. Youngstown State	L, 9-4
April 11	at Kent State	L, 5-2
April 14	at No. 7 Virginia*	W, 7-5
April 15	at No. 7 Virginia*	W, 6-4
April 16	at No. 7 Virginia*	L, 8-5
April 19	vs. West Virginia	L, 9-4



## PITT BASEBALL HISTORY

### ALL-TIME SERIES RESULTS

School.....	Record		
Adelphi.....	1-0	Eastern Michigan.....	4-2
Air Force.....	1-0	East Tennessee State.....	0-1
Akron.....	30-25	Edinboro.....	1-0
Albany.....	2-0	Evansville.....	1-1
Allegheny.....	20-3	Fairfield.....	3-1
Allentown.....	2-0	Farleigh Dickinson.....	2-0
Anderson.....	3-1	Fairmont State.....	3-0
Arkansas Pine Bluff.....	2-1	Ferrum.....	0-1
Army.....	3-6	Florida A&M.....	1-1
Ashland.....	3-1	Florida Atlantic.....	0-2
Atlantic Fleet.....	1-0	Florida International.....	0-1
Ball State.....	1-0	Florida State.....	6-28
Belmont.....	0-1	Fordham.....	4-1-1
Bethany.....	6-0	Fort Eustis.....	0-1
Bethel College.....	1-0	Fort Lee.....	1-0
Bethune-Cookman.....	1-1	Gannon.....	3-0
Boston College.....	32-27	Geneva.....	9-3-1
Bowling Green.....	0-2	George Mason.....	0-2
Bradley.....	2-3	Georgia Tech.....	13-15
Bucknell.....	25-12	Georgetown.....	56-42
Buffalo.....	10-14	George Washington.....	3-5
Buffalo State.....	4-1	Georgia Southern.....	0-1
Butler.....	2-0	Gettysburg.....	10-3
BYU.....	0-1	Grambling State.....	3-0
California.....	4-0	Grand Valley State.....	1-0
California (PA).....	8-2	Grove City.....	7-2
Campbell.....	1-0	Hartford.....	3-1
Canisus.....	13-4	Harvard.....	3-1
Carnegie Mellon.....	21-0	High Point.....	1-0
Case Western Reserve.....	4-0	Hiram.....	6-1
Catholic University.....	0-1	Hofstra.....	1-1
Central Connecticut State.....	2-0	Holy Cross.....	5-0
Central Michigan.....	3-1	Howard.....	2-3
Chicago State.....	2-1	Illinois.....	1-0
Cincinnati.....	14-8	Indiana.....	3-5
The Citadel.....	1-1	Indiana State.....	3-1
Clarion.....	24-13-1	Indianapolis.....	1-1
Clemson.....	4-7	Iona.....	2-0
Cleveland State.....	24-9	Iowa.....	2-1
Coastal Carolina.....	5-5	Iowa State.....	0-1
Colgate.....	2-0	Ithaca.....	0-1
Connecticut.....	26-41	IUP.....	34-15
Coppin State.....	3-1	Jacksonville.....	1-0
Cornell.....	1-5	James Madison.....	0-1
Davis & Elkins.....	4-0	John Carroll.....	1-0
Dayton.....	1-0	Juniata.....	7-8
Delaware.....	2-0	Kansas.....	0-1
Denison.....	1-0	Kansas State.....	0-2
Detroit.....	3-1	Kent State.....	29-43
Dickinson.....	0-1	Kenyon.....	1-0
Duke.....	12-19	Lafayette.....	1-1
Duquesne.....	59-23-1	La Salle.....	6-1
East Carolina.....	0-2	Lehigh.....	4-0
Eastern Kentucky.....	0-2	Lewis.....	1-0
Eastern Menonite.....	1-0	Lindenwood.....	1-0
		Lipscomb.....	3-1
		LIU-Brooklyn.....	6-1
		Louisville.....	11-22
		Lynchburg.....	1-0
		Maine.....	2-2
		Manhattan.....	2-0
		Marist.....	1-0
		Marshall.....	2-0
		Maryland.....	1-6
		Maryland-Eastern Shore.....	10-1
		Massachusetts.....	3-0
		Memphis.....	1-0
		Mercyhurst.....	3-1
		Miami (FL).....	9-24
		Miami (OH).....	3-1
		Michigan.....	1-1
		Michigan State.....	1-2
		Mississippi State.....	0-1
		Monmouth.....	1-0
		Mount Saint Mary's.....	8-2
		Navy.....	5-13
		New Hampshire.....	1-0
		New Orleans.....	3-6
		New York Tech.....	0-3
		Niagara.....	19-5
		New Jersey Tech.....	1-0
		Norfolk NAS.....	6-2
		North Carolina.....	11-16
		North Carolina A&T.....	5-1
		NC State.....	1-17
		North Dakota State.....	2-0
		North Florida.....	0-1
		Northeastern Illinois.....	1-1
		Northern Kentucky.....	1-0
		Northwestern.....	0-1
		Northwood.....	2-0
		Notre Dame.....	27-53
		Oakland.....	3-2
		Ohio.....	8-19
		Ohio State.....	3-21
		Ohio Wesleyan.....	1-0
		Oklahoma State.....	0-2
		Old Dominion.....	0-1
		Oregon.....	0-1
		Pace.....	1-0
		Penn.....	1-0
		Penn State.....	34-72-1
		Pfeiffer.....	1-0
		Philadelphia Textile.....	3-0
		Point Park.....	4-0
		Presbyterian.....	4-0
		Princeton.....	3-0
		Providence.....	9-23
		Purdue.....	1-1
		Quantico Marines.....	1-4
		Quincy College.....	1-1
		Quinnipiac.....	1-0

## PITT BASEBALL HISTORY ALL-TIME SERIES RESULTS

Rhode Island.....	1-2	Waynesburg.....	3-0
Richmond.....	1-0	West Liberty.....	2-2
Rider.....	3-0	West Virginia.....	75-90
Robert Morris.....	16-4	West Virginia Wesleyan.....	0-1
Rollins Colelege.....	1-4	Western Illinois.....	0-1
Rutgers.....	18-27	Western Kentucky.....	0-1
Sacred Heart.....	3-2	Westminster.....	19-3
Salem.....	2-2	Wichita State.....	3-0
Seton Hall.....	28-65	William & Mary.....	2-0
Shenandoah.....	0-1	William Patterson.....	0-1
Siena.....	3-0	Winthrop.....	0-3
SIU-Edwardsville.....	3-1	Winona State.....	1-0
Slippery Rock.....	6-3	Wofford.....	7-6
South Carolina.....	0-2	Wooster.....	0-1
Southern Illinois.....	0-2	Wright State.....	2-3
Saint Bonaventure.....	5-0	Xavier.....	1-0
Saint Cloud State.....	2-0	York College.....	0-1
Saint Francis (NY).....	0-1	Youngstown State.....	38-12-1
Saint Francis (PA).....	6-0		
Saint John's.....	22-47		
Saint Joseph's.....	11-3		
Saint Louis.....	1-1		
Saint Peter's.....	1-0		
Saint Vincent.....	11-2		
South Florida.....	1-1		
Steston.....	1-5		
Steubenville.....	8-0		
SUNY-Fredonia.....	4-0		
Syracuse.....	13-8		
Temple.....	6-8		
Tennessee.....	1-1		
Thiel.....	1-1		
Thomas Moore.....	1-0		
Toledo.....	6-1		
Towson.....	4-0		
UCF.....	0-10		
UCLA.....	1-0		
UC-Riverside.....	0-1		
UMBC.....	1-0		
UNC Asheville.....	0-1		
USC Upstate.....	4-1		
USF.....	4-18		
Valparaiso.....	1-1		
Vanderbilt.....	0-1		
VCU.....	2-3		
Villanova.....	38-52		
Virginia.....	11-22		
Virginia Tech.....	23-23		
VMI.....	2-2		
Wagner.....	5-2		
Wake Forest.....	5-12		
Washington & Jefferson.....	8-0		
Wayne State.....	3-0		



# PITT BASEBALL HISTORY

## ALL-TIME SERIES RESULTS

ADELPHI			
March 5, 2002	N	W, 3-2	1-0

AIR FORCE			
Feb. 22, 2009	N	W, 10-9	1-0

AKRON			
Series	54 GP; Pitt Leads, 29-25		
at Pitt			12-7
- at Charles L. Cost Field			4-2
at Akron			14-13
Neutral Site			2-2

\*location does not include games played in 1980, 1988 and 1989

Postseason Record	None		
First Meeting		1980; L, 7-1	
Last Meeting		3/18/15; W, 13-7	
Last Pitt Win		Same	
Last Akron Win		4/8/14; L, 7-5	
Current Streak		W1	

1980		L, 7-1	0-1
1980		W, 7-6	1-1
1983	A	L, 2-0	1-2
1985	A	W, 7-6	2-2
1988		L, 10-7	2-3
1989		L, 6-5	2-4
March 12, 1991	H	L, 4-2	2-5
April 5, 1991	H	L, 8-4	2-6
May 8, 1992	H	W, 7-6 (10)	3-6
May 10, 1992	A	L, 16-11	3-7
April 12, 1993	A	W, 4-3	4-7
April 14, 1993	H	W, 10-4	5-7
March 30, 1994	A	W, 1-0	6-7
April 21, 1994	H	L, 7-4	6-8
March 28, 1995	A	L, 9-2	6-9
April 2, 1996	A	L, 9-1	6-10
April 18, 1996	N	W, 6-4	7-10
May 1, 1997	A	L, 9-4	7-11
May 6, 1998	A	L, 4-3	7-12
May 6, 1998	A	L, 8-7	7-13
April 8, 1999	A	W, 9-0	8-13
April 22, 1999	A	L, 5-4	8-14
April 12, 2000	H	W, 7-5	9-14
May 11, 2000	A	L, 8-4	9-15
May 1, 2001	H	L, 20-14	9-16
May 9, 2001	A	L, 3-2	9-17
April 3, 2002	H	W, 9-8	10-17
May 8, 2002	A	L, 14-5	10-18
April 8, 2003	A	W, 10-4	11-18
April 14, 2004	A	W, 11-0	12-18
April 14, 2004	A	L, 4-3	12-19
May 11, 2004	A	W, 15-8	13-19
April 12, 2005	A	W, 17-15	14-19
April 19, 2006	H	W, 10-6	15-19
May 9, 2006	N	L, 15-11	15-20
April 10, 2007	A	W, 4-2 (14)	16-20
May 1, 2007	H	W, 5-4	17-20
May 13, 2008	H	L, 4-2	17-21
March 8, 2009	N	W, 8-5	18-21
March 24, 2009	A	W, 14-13	19-21
March 31, 2009	H	W, 17-5	20-21
April 6, 2010	A	W, 5-4	21-21
May 5, 2010	H	W, 15-12	22-21
March 22, 2011	H	L, 4-3	22-22
May 4, 2011	A	W, 6-0	23-22
March 10, 2012	N	L, 12-4	23-23
April 10, 2012	A	W, 9-5	24-23
April 18, 2012	H	W, 3-2	25-23

May 8, 2012	H	W, 8-2	26-23
April 2, 2013	A	W, 11-7	27-23
May 1, 2013	H	L, 6-1	27-24
March 19, 2014	H	W, 11-8	28-24
April 8, 2014	A	L, 7-5	28-25
March 18, 2015	H	W, 13-7	29-25

ALBANY			
March 3, 2001	N	W, 21-10	1-0
March 5, 2010	N	W, 18-4	2-0

ALLEGHENY			
1949		W, 8-3	1-0
1950		W, 11-2	2-0
1951		W, 14-3	3-0
1952		W, 6-1	4-0
1952		W, 7-1	5-0
1953		W, 10-3	6-0
1954		W, 10-4	7-0
1956		L, 9-7	7-1
1957		W, 7-0	8-1
1958		W, 3-0	9-1
1961		L, 5-4 (11)	9-2
1962		L, 5-3	9-3
1962		W, 13-1	10-3
1963		W, 23-9	11-3
1963		W, 11-5	12-3
1966		W, 10-1	13-3
1967		W, 11-2	14-3
1968		W, 5-0	15-3
1971		W, 5-1	16-3
1972		W, 7-4	17-3
1973		W, 9-3	18-3
April 28, 1992	H	W, 7-2	19-3
April 28, 1992	H	W, 15-2	20-3

ALLENTOWN			
March 10, 1992	N	W, 8-1	1-0
March 7, 1997	N	W, 4-0	2-0

ANDERSON			
1989		L, 17-3	0-1
March 5, 1990	N	L, 9-4	0-2
March 9, 1993	N	W, 8-7	1-2
March 9, 1993	N	W, 8-3	2-2
March 5, 1995	N	W, 7-4	3-1

ARKANSAS-PINE BLUFF			
April 26, 2014	A	W, 3-2	1-0
April 26, 2014	A	W, 4-2 (7)	2-0
April 27, 2014	A	L, 5-0	2-1

ARMY			
1941		W, 9-3	1-0
1942		L, 12-1	1-1
1943		L, 9-2	1-2
1945		L, 18-8	1-3
1982	N	L, 14-13	1-4
1982	N	L, 14-8	1-5
March 12, 2011	N	W, 4-1	2-5
March 12, 2011	N	W, 7-0	3-5

ASHLAND			
1967		W, 10-6	1-0
1968		W, 4-1	2-0
April 15, 1991	H	L, 5-4	2-1
April 15, 1991	H	L, 15-4	3-1

ATLANTIC FLEET			
1953		W, 3-2	1-0

BALL STATE			
March 5, 2010	N	W, 8-5	1-0

BELMONT			
Feb. 24, 2007	A	L, 11-4	0-1

BETHANY			
1949		W, 14-9	1-0
1950		W, 6-1	2-0
1951		W, 7-0	3-0
1952		W, 12-0	4-0
1953		W, 10-4	5-0
1954		W, 3-2	6-0

BETHEL COLLEGE			
1989		W, 7-4	1-0

BETHUNE-COOKMAN			
March 8, 2006	A	L, 6-0	0-1
March 15, 2008	H	W, 6-5	1-1

BOSTON COLLEGE			
Series	59 GP; Pitt Leads, 32-27		
at Pitt			15-11
- at Charles L. Cost Field			4-2
at Boston College			14-13
Neutral Site			3-3
Postseason Record	1-1		
First Meeting		4/8/90; L, 12-2	
Last Meeting		4/10/22; W, 10-9	
Last Pitt Win		4/10/22; W, 10-9	
Last Boston College Win		4/9/22; L, 9-8	
Current Streak		W1	

April 8, 1990	H	L, 12-2	0-1
April 8, 1990	H	L, 5-3	0-2
April 9, 1990	H	W, 3-2	1-2
May 4, 1991	A	W, 17-10	2-2
May 5, 1991	A	W, 9-7	3-2
May 5, 1991	A	L, 9-1	3-3
May 3, 1993	A	W, 21-1	4-3
May 3, 1993	A	L, 9-8	4-4
May 4, 1993	A	L, 6-4	4-5
March 9, 1994	N	W, 19-11	5-5
March 26, 1994	H	W, 12-11	6-5
March 26, 1994	H	W, 10-1	7-5
March 27, 1994	H	W, 12-3	8-5
March 9, 1995	N	W, 13-3	9-5
May 6, 1995	A	L, 13-2	9-6
May 7, 1995	A	W, 4-3	10-6
May 7, 1995	A	W, 15-12	11-6
May 5, 1996	A	L, 3-2	11-7
May 5, 1996	A	W, 9-3	12-7
April 13, 1997	H	W, 2-0	13-7
April 13, 1997	H	L, 5-4	13-8
April 14, 1997	H	L, 9-6 (11)	13-9
May 9, 1998	A	L, 12-9	13-10
April 24, 1999	H	W, 8-5	14-10
April 24, 1999	H	L, 9-6 (10)	14-11
April 25, 1999	H	W, 8-4	15-11
May 13, 2000	H	W, 8-6	16-11
May 13, 2000	H	L, 9-4	16-12
May 14, 2000	H	W, 6-5	17-12
March 30, 2002	H	L, 5-3	17-13
March 30, 2002	H	L, 17-8	17-14
May 3, 2003	A	L, 4-3	17-15

## PITT BASEBALL HISTORY

### ALL-TIME SERIES RESULTS

May 4, 2003	A	L, 5-0	17-16
May 4, 2003	A	L, 8-1	17-17
April 3, 2004	H	W, 9-4	18-17
April 3, 2004	H	L, 4-2	18-18
April 4, 2004	H	W, 7-6	19-18
May 28, 2004	N	L, 8-4	19-19
May 8, 2005	A	W, 9-3	20-19
May 9, 2005	A	L, 3-0	20-20
May 9, 2005	A	W, 6-1	21-20
May 27, 2005	N	W, 3-2 (12)	22-20
March 4, 2006	N	L, 6-5 (10)	22-21
March 5, 2006	N	L, 10-5	22-22
May 2, 2014	A	L, 3-2	22-23
May 3, 2014	A	W, 5-4	23-23
May 4, 2014	A	W, 16-11	24-23
March 24, 2016	H	L, 6-4	24-24
March 25, 2016	H	W, 5-0	25-24
March 26, 2016	H	W, 5-4	26-24
April 7, 2018	A	W, 9-4	27-24
April 7, 2018	A	W, 6-4 (13)	28-24
April 8, 2018	A	L, 8-0	28-25
May 7, 2021	H	W, 4-1	29-25
May 8, 2021	H	W, 4-3	30-25
May 8, 2021	H	L, 6-2	30-26
April 8, 2022	A	W, 12-3	31-26
April 9, 2022	A	L, 9-8	31-27
April 10, 2022	A	W, 10-9	32-27

#### BOWLING GREEN

March 6, 1999	N	L, 9-8	0-1
March 12, 1999	N	L, 12-8	0-2

#### BRADLEY

1986		L, 10-1	0-1
Feb. 20, 2009	N	L, 9-8 (10)	0-2
Feb. 26, 2010	N	W, 3-2	1-2
Feb. 25, 2022	N	W, 4-3	2-2
Feb. 26, 2022	N	L, 3-2	2-3

#### BUCKNELL

Series	38 GP; Pitt Leads, 26-12
at Pitt	3-1
- at Charles L. Cost Field	3-0
at Bucknell	None
Neutral Site	2-0
*location does not include games played up until 1991	
Postseason Record	None
First Meeting	1942; L, 8-6
Last Meeting	2/28/23; W, 11-8
Last Pitt Win	2/28/23; W, 11-8
Last Bucknell Win	5/2/91; L, 5-2
Current Streak	W5

1942		L, 8-6	0-1
1942		W, 7-2	1-1
1943		L, 7-6	1-2
1944		L, 10-6	1-3
1955		W, 7-5	2-3
1956		W, 10-5	3-3
1957		W, 1-0	4-3
1958		W, 8-7	5-3
1959		W, 8-0	6-3
1960		W, 12-10	7-3
1962		W, 7-4	8-3

1964		W, 3-2	9-3
1965		W, 5-0	10-3
1966		W, 4-3	11-3
1968		W, 5-1	12-3
1969		L, 4-3	12-4
1970		L, 3-2	12-5
1971		W, 6-2	13-5
1972		W, 1-0	14-5
1973		L, 3-2	14-6
1976		W, 2-1	15-6
1977		L, 4-3	15-7
1978		L, 8-2	15-8
1979		L, 3-2	15-9
1980		L, 9-3	15-10
1982		W, 6-4	16-10
1983		W, 8-7 (10)	17-10
1985		W, 3-2	18-10
1986		W, 8-7	19-10
1987		W, 10-9	20-10
1988		W, 3-0	21-10
1989		L, 18-8	21-11
May 2, 1991	H	L, 5-2	21-12
March 13, 1999	N	W, 5-4	22-12
Feb. 24, 2019	N	W, 8-2	23-12
March 24, 2021	H	W, 17-9	24-12
March 15, 2022	H	W, 21-6	25-12
February 28, 2023	H	W, 11-8	26-12

#### BUFFALO

1968		W, 4-1	1-0
1969		L, 15-12	1-1
1970		W, 9-3	2-1
1970		W, 9-3	3-1
1971		L, 4-3	3-2
1972		L, 7-1	3-3
1972		L, 9-4	3-4
1975		W, 6-2	4-4
1975		L, 4-3	4-5
1975		W, 9-1	5-5
1976	A	L, 4-3	5-6
1976	A	L, 9-1	5-7
1977		W, 5-1	6-7
1977		L, 5-4	6-8
1978		L, 4-2	6-9
1978		L, 9-2	6-10
1980		L, 5-4	6-11
1980		L, 10-6	6-12
March 9, 2000	N	W, 10-7	7-12
March 30, 2000	H	W, 8-3	8-12
March 30, 2000	H	L, 3-2	8-13
April 26, 2001	H	W, 4-0	9-13
April 27, 2001	H	L, 7-4	9-14
May 27, 2004	A	W, 20-5	10-14

#### BUFFALO STATE

1973		W, 2-1	1-0
1973		W, 15-1	2-0
1977		W, 10-2	3-0
1978		L, 2-1	3-1
1978		W, 6-4	4-1

#### BUTLER

Feb. 21, 2014	N	W, 15-7	1-0
March 3, 2018	N	W, 3-0	2-0

March 2, 2019	N	W, 4-3 (10)	3-0
---------------	---	-------------	-----

#### BYU

1968		L, 8-3	0-1
------	--	--------	-----

#### CALIFORNIA

May 27, 1995 (NCAA)	N	W, 9-4	1-0
April 28, 2023	H	W, 14-6	2-0
April 29, 2023	H	W, 5-3	3-0
April 30, 2023	H	W, 10-5	4-0

#### CALIFORNIA (PA)

1957		W, 15-6	1-0
1958		W, 6-5	2-0
1961		L, 9-8	2-1
1962		W, 3-1	3-1
1963		W, 5-1	4-1
1964		W, 2-0	5-1
1965		W, 6-5 (10)	6-1
May 1, 1990	H	W, 12-6	7-1
May 1, 1990	H	L, 7-6	7-2
May 27, 1995	N	W, 9-4	8-2

#### CAMPBELL

March 6, 2022	N	W, 11-5	1-0
---------------	---	---------	-----

#### CANISIUS

March 31, 1999	H	W, 8-2	1-0
March 31, 1999	H	W, 5-3	2-0
March 29, 2001	H	L, 9-6	2-1
March 29, 2001	H	W, 7-5	3-1
April 4, 2002	H	W, 7-4	4-1
April 4, 2002	H	W, 4-1	5-1
May 1, 2002	A	W, 14-10	6-1
May 1, 2002	A	L, 7-5	6-2
April 30, 2003	A	W, 5-0	7-2
April 30, 2003	A	W, 8-2	8-2
March 19, 2005	H	W, 9-0	9-2
March 19, 2005	H	W, 13-3	10-2
March 20, 2005	H	W, 11-3	11-2

#### CARNEGIE MELLON

1978		W, 8-1	1-0
1978		W, 4-0	2-0
1978		W, 19-4	3-0
1978		W, 13-2	4-0
March 27, 1979	A	W, 8-3	5-0
March 27, 1979	A	W, 7-0	6-0
April 25, 1979	H	W, 8-1	7-0
April 25, 1979	H	W, 6-3	8-0
1980	H	W, 5-3	9-0
1980	H	W, 11-1	10-0
1980	H	W, 6-0	11-0
1980	H	W, 6-0	12-0
1980	H	W, 17-9	13-0
1981	H	W, 7-0	14-0
1981	H	W, 11-0	15-0
1981	A	W, 6-3	16-0
1981	A	W, 5-2	17-0
1982	A	W, 8-4	18-0
1982	A	W, 9-5	19-0
1984	H	W, 10-0	20-0
1984	H	W, 9-3	21-0

# PITT BASEBALL HISTORY

## ALL-TIME SERIES RESULTS

CASE WESTERN RESERVE			
1949	W, 9-4	1-0	
1950	W, 6-0	2-0	
1951	W, 6-3	3-0	
1951	W, 10-9	4-0	

CATHOLIC UNIVERSITY			
1977	L, 8-1	0-1	

CENTRAL CONNECTICUT STATE			
Feb. 28, 2020	N	W, 7-5	1-0
March 1, 2020	N	W, 14-2	2-0

CENTRAL MICHIGAN			
May 8, 2007	A	W, 6-5	1-0
May 9, 2007	A	W, 9-0	2-0
May 7, 2008	H	L, 10-8	2-1
March 11, 2011	N	W, 19-2	3-1
March 3, 2019	N	L, 3-4	3-2

CHICAGO STATE			
March 7, 1998	N	L, 14-7	0-1
March 8, 2000	N	W, 11-9	1-1
March 8, 2003	N	W, 20-2	2-1

CINCINNATI			
Series	22 GP; Pitt Leads, 14-8		
at Pitt	8-4		
- at Charles L. Cost Field	4-2		
at Cincinnati	5-4		
Neutral Site	1-0		
Postseason Record	None		
First Meeting	1942; L, 8-6		
Last Meeting	3/24/21; W, 17-9		
Last Pitt Win	Same		
Last Cincinnati Win	Same		
Current Streak	W3		

March 24, 2007	H	L, 19-5	0-1
March 25, 2007	H	W, 3-0 (7)	1-1
March 25, 2007	H	W, 3-2	2-1
April 11, 2008	A	L, 6-3	2-2
April 12, 2008	A	L, 3-2	2-3
April 13, 2008	A	W, 3-2	3-3
March 20, 2009	H	W, 18-4	4-3
March 21, 2009	H	W, 5-0	5-3
March 22, 2009	H	L, 9-5	5-4
May 14, 2010	A	W, 12-2	6-4
May 15, 2010	A	W, 8-5	7-4
May 16, 2010	A	L, 3-1	7-5
May 27, 2010	N	W, 13-4	8-5
April 30, 2011	H	W, 9-8	9-5
April 30, 2011	H	L, 9-5	9-6
May 1, 2011	H	L, 9-8	9-7
March 30, 2012	A	L, 2-0	9-8
March 31, 2012	A	W, 6-0	10-8
April 1, 2012	A	W, 10-9 (11)	11-8
April 27, 2013	H	W, 7-3	12-8
April 27, 2013	H	W, 4-3	13-8
April 28, 2013	H	W, 10-9	14-8

THE CITADEL			
May 26, 1995 (NCAA)	N	W, 12-10	1-0
March 1, 2013	N	L, 8-0	1-1

CLARION			
1947	L, 2-0	0-1	

1949	W, 7-3	1-1	
1950	L, 6-5	1-2	
1951	W, 9-3	2-2	
1953	T, 6-6	2-2-1	
1954	W, 10-5	3-2-1	
1957	W, 12-6	4-2-1	
1959	W, 6-1	5-2-1	
1960	L, 6-0	5-3-1	
1961	W, 1-0	6-3-1	
1964	W, 8-0	7-3-1	
1967	W, 6-5	8-3-1	
1968	W, 8-7	9-3-1	
1969	W, 6-2	10-3-1	
1971	L, 3-0	10-4-1	
1973	W, 14-3	11-4-1	
1975	L, 7-2	11-5-1	
1975	L, 4-2	11-6-1	
1976	W, 8-1	12-6-1	
1976	W, 5-4	13-6-1	
1977	L, 6-2	13-7-1	
1977	W, 7-4	14-7-1	
1978	W, 12-6	15-7-1	
1978	W, 6-2	16-7-1	
May 5, 1979	H	L, 3-0	16-8-1
May 5, 1979	H	W, 7-4	17-8-1
1980	W, 7-3	18-8-1	
1980	L, 11-6	18-9-1	
1981	H	W, 11-6	19-9-1
1981	H	W, 7-1	20-9-1
1982	A	L, 4-3	20-10-1
1983	H	W, 4-1	21-11-1
1983	H	W, 4-2	22-11-1
1984	A	W, 23-0	23-11-1
1984	A	L, 10-6	23-12-1
1985	H	L, 8-2	23-13-1
1986	W, 20-10	24-13-1	

CLEMSON			
Series	11 GP; Clemson Leads, 7-4		
at Pitt	3-5		
- at Charles L. Cost Field	3-5		
at Clemson	1-2		
Neutral Site	0-0		
Postseason Record	n/a		
First Meeting	4/18/14; L, 3-2 (11)		
Last Meeting	3/25/22; W, 10-7		
Last Pitt Win	3/25/22; W, 10-7		
Last Clemson Win	5/19/18; L, 5-0		
Current Streak	W2		

April 18, 2014	H	L, 3-2 (11)	0-1
April 19, 2014	H	L, 3-0	0-2
April 20, 2014	H	W, 13-4	1-2
April 1, 2016	A	L, 14-6	1-3
April 2, 2016	A	W, 15-5	2-3
April , 2016	A	L, 4-3	2-4
May 17, 2018	H	L, 16-6	2-5
May 18, 2018	H	L, 4-1	2-6
May 19, 2018	H	L, 5-0	2-7
March 25, 2022	H	W, 8-0	3-7
March 25, 2022	H	W, 10-7	4-7

CLEVELAND STATE			
1967	W, 4-0	1-0	
1970	L, 2-1	1-1	
1971	W, 3-2	2-1	
1973	L, 13-4	2-2	
1976	W, 5-2	3-2	

1978	L, 5-4	3-3	
1978	L, 7-2	3-4	
May 11, 1979	A	L, 3-2	3-5
May 11, 1979	A	W, 8-3	4-5
1982	H	L, 12-5	4-6
1982	H	L, 6-1 (11)	4-7
1985	A	W, 10-8 (11)	5-7
1987		W, 12-0	6-7
1988		W, 4-2	7-7
1989		L, 7-1	7-8
April 12, 1995	A	W, 18-1	8-8
April 12, 1995	A	W, 11-4	9-8
April 8, 1998	H	L, 5-4	9-9
March 28, 2000	A	W, 5-2	10-9
April 18, 2000	H	W, 8-7 (11)	11-9
April 3, 2001	H	W, 8-2	12-9
April 2, 2002	H	W, 11-10	13-9
May 7, 2002	A	W, 6-5	14-9
March 18, 2003	H	W, 9-5	15-9
May 11, 2005	A	W, 10-6	16-9
May 3, 2006	A	W, 11-8	17-9
April 18, 2007	H	W, 12-5	18-9
May 15, 2007	A	W, 16-15	19-9
April 30, 2008	H	W, 9-1	20-9
May 14, 2008	A	W, 4-2	21-9
April 29, 2009	A	W, 10-0	22-9
May 5, 2009	H	W, 9-7	23-9
April 5, 2011	A	W, 13-5	24-9

COASTAL CAROLINA			
Feb. 25, 2005	A	L, 11-8	0-1
Feb. 26, 2005	A	L, 6-5	0-2
Feb. 17, 2006	A	W, 11-5	1-2
Feb. 18, 2006	A	W, 6-0	2-2
Feb. 16, 2007	A	L, 12-5	2-3
March 6, 2010	A	L, 9-6	2-4
March 2, 2012	A	W, 3-1	3-4
Feb. 15, 2014	A	W, 7-5	4-4
Feb. 16, 2014	A	W, 10-6	5-4
Feb. 16, 2014	A	L, 8-5 (7)	5-5

COLGATE			
1962		W, 10-5	1-0
March 8, 1996	N	W, 12-6	2-0

CONNECTICUT			
Series	66 GP; UConn Leads, 41-26		
at Pitt	12-22		
- at Charles L. Cost Field	0-3		
at Connecticut	14-15		
Neutral Site	0-3		
Postseason Record	0-3		
First Meeting	5/5/90; L, 8-3		
Last Meeting	4/7/12; L, 5-3		
Last Connecticut Win	Same		
Last Pitt Win	3/27/11; 4-0		
Current Streak	L3		

May 5, 1990	H	L, 8-3	0-1
May 6, 1990	H	L, 16-4	0-2
May 6, 1990	H	L, 15-3	0-3
March 29, 1991	A	W, 7-5	1-3
March 30, 1991	A	L, 6-2	1-4
March 30, 1991	A	L, 14-6	1-5
April 17, 1992	H	L, 8-5 (8)	1-6
April 17, 1992	H	L, 10-3	1-7
April 18, 1992	H	L, 12-4	1-8
April 9, 1993	A	L, 2-1	1-9

## PITT BASEBALL HISTORY

### ALL-TIME SERIES RESULTS

April 9, 1993	A	W, 16-2	2-9
May 15, 1993	A	L, 5-3	2-10
April 1, 1994	H	W, 12-7	3-10
April 2, 1994	H	W, 16-6	4-10
April 2, 1994	H	W, 11-5	5-10
May 18, 1994	N	L, 4-3	5-11
April 14, 1995	A	W, 8-3	6-11
April 15, 1995	A	W, 8-5	7-11
April 15, 1995	A	W, 5-4	8-11
April 13, 1996	A	W, 6-3	9-11
April 13, 1996	A	W, 10-3	10-11
April 14, 1996	A	L, 16-2	10-12
March 22, 1997	H	W, 5-4	11-12
March 22, 1997	H	L, 18-10	11-13
March 23, 1997	H	L, 14-8	11-14
April 11, 1998	H	L, 3-2	11-15
April 11, 1998	H	W, 12-10	12-15
March 27, 1999	A	W, 1-0	13-15
March 27, 1999	A	W, 7-5 (11)	14-15
April 15, 2000	H	W, 18-0	15-15
April 15, 2000	H	W, 10-3	16-15
April 16, 2000	H	L, 8-2	16-16
April 7, 2001	A	L, 7-4	16-17
April 7, 2001	A	L, 3-1	16-18
April 8, 2001	A	L, 8-4	16-19
May 18, 2002	H	W, 12-11	17-19
May 18, 2002	H	W, 7-4	18-19
May 19, 2002	H	L, 5-2	18-20
May 17, 2003	A	L, 3-0	18-21
May 17, 2003	A	W, 3-1	19-21
May 18, 2003	A	L, 10-4	19-22
May 15, 2004	H	L, 3-1	19-23
May 16, 2004	H	W, 5-2	20-23
May 16, 2004	H	L, 6-2	20-24
April 9, 2005	A	W, 8-7	21-24
April 9, 2005	A	L, 2-1	21-25
April 10, 2005	A	W, 9-6	22-25
May 12, 2006	H	L, 5-4	22-26
May 13, 2006	H	L, 6-4	22-27
May 14, 2006	H	W, 11-9	23-27
May 23, 2007	N	L, 5-2	23-28
May 15, 2008	H	L, 14-10	23-29
May 17, 2008	H	L, 6-5	23-30
May 17, 2008	H	L, 7-5	23-31
May 8, 2009	A	W, 7-4	24-31
May 9, 2009	A	L, 14-6	24-32
May 10, 2009	A	L, 8-5	24-33
May 1, 2010	H	L, 11-7	24-34
May 1, 2010	H	W, 13-4	25-34
May 28, 2010	N	L, 7-2	25-35
March 25, 2011	A	L, 7-0	25-36
March 26, 2011	A	L, 9-2	25-37
March 27, 2011	A	W, 4-0	26-38
April 5, 2012	H	L, 8-2	26-38
April 6, 2012	H	L, 3-1	26-39
April 7, 2012	H	L, 5-3	26-40

#### COPPIN STATE

May 6, 2008	H	W, 17-3	1-0
May 7, 2008	H	W, 25-5	2-0
April 17, 2013	H	W, 10-4 (7)	3-0
April 17, 2013	H	L, 6-3 (7)	3-1

#### CORNELL

1955		L, 10-7	0-1
1956		L, 3-1	0-2
1957		L, 6-3	0-3
1958		W, 4-3	1-3
1964		L, 5-4	1-4
March 16, 2008	H	L, 8-5	1-5

#### DAVIS & ELKINS

March 13, 1991	H	W, 4-3	1-0
March 13, 1991	H	W, 9-6	2-0
March 17, 1995	H	W, 15-0	3-0
March 17, 1996	H	W, 7-2	4-0

#### DAYTON

May 12, 1995	A	W, 14-3	1-0
--------------	---	---------	-----

#### DELAWARE

Feb. 17, 2017	N	W, 5-3	1-0
Feb. 19, 2017	N	W, 3-2	2-0

#### DENISON

May 10, 1994	H	W, 13-6	1-0
--------------	---	---------	-----

#### DETROIT

1971		W, 11-7	1-0
1988		L, 4-3	1-1
March 3, 2003	N	W, 8-0	2-1
March 5, 2003	N	W, 15-0	3-1

#### DICKINSON

1964		L, 10-9 (10)	0-1
------	--	--------------	-----

#### DUKE

Series 31 GP; Duke Leads, 19-12			
at Pitt 6-5			
- at Charles L. Cost Field 6-5			
at Duke 5-10			
Neutral Site 0-0			
Postseason Record n/a			
*location does not include games played in 1939 & 1940			
First Meeting 1939; L, 10-7			
Last Meeting 4/2/23; L, 8-0			
Last Pitt Win 3/31/23; W, 13-1			
Last Duke Win 4/2/23; L, 8-0			
Current Streak L2			

1939		L, 10-7	0-1
1939		L, 13-6	0-2
1940		L, 10-9	0-3
Feb. 14, 2003		L, 7-3	0-4
Feb. 15, 2003		W, 2-1	1-4
March 21, 2014	H	W, 3-2	2-4
March 22, 2014	H	W, 5-1	3-4
March 22, 2014	H	W, 8-5	4-4
March 20, 2015	A	L, 5-3	4-5
March 21, 2015	A	W, 4-3 (10)	5-5
March 22, 2015	A	L, 7-6	5-6
May 19, 2016	H	L, 2-1 (10)	5-7
May 20, 2016	H	L, 7-5	5-8
March 31, 2017	A	L, 14-0	5-9
April 1, 2017	A	W, 9-8 (10)	6-9
April 2, 2017	A	W, 6-2	7-9
March 23, 2018	H	L, 12-6	7-10
March 24, 2018	H	W, 8-7	8-10

March 25, 2018	H	L, 6-5	8-11
April 6, 2019	A	L, 2-0	8-12
April 6, 2019	A	L, 6-5	8-13
April 7, 2019	A	L, 10-9 (10)	8-14
March 5, 2021	A	L, 3-1	8-15
March 6, 2021	A	L, 8-1	8-16
March 7, 2021	A	W, 5-4	9-16
May 7, 2022	H	W, 14-4	10-16
May 8, 2022	H	W, 3-2 (G1)	11-16
May 8, 2022	H	L, 15-5 (G2)	11-17
March 31, 2023	A	W, 13-1	12-17
April 1, 2023	A	L, 11-7	12-18
April 2, 2023	A	L, 8-0	12-19

#### DUQUESNE

Series 83 GP; Pitt Leads, 59-23-1	
at Pitt 12-22	
- at Charles L. Cost Field None	
at Duquesne 14-15	
Neutral Site 3-4	
*location does not include games played up until 1979	
Postseason Record None	
First Meeting 1952; L, 9-8	
Last Meeting 5/12/10; L, 10-9	
Last Duquesne Win Same	
Last Pitt Win 4/14/10; 21-9	
Current Streak L1	

1952		L, 9-8	0-1
1953		W, 3-0	1-1
1953		W, 5-1	2-1
1954		L, 3-0	2-2
1954		W, 14-5	3-2
1955		L, 6-3	3-3
1956		L, 6-1	3-4
1956		W, 2-1	4-4
1957		L, 7-2	4-5
1957		W, 3-0	5-5
1958		W, 5-1	6-5
1959		W, 14-0	7-5
1959		W, 9-5	8-5
1960		L, 5-4	8-6
1961		W, 11-2	9-6
1961		W, 3-2	10-6
1962		W, 10-0	11-6
1962		L, 3-2	11-7
1963		W, 6-0	12-7
1963		W, 5-4	13-7
1964		L, 10-3	13-8
1964		W, 2-1	14-8
1965		W, 5-1	15-8
1965		W, 10-0	16-8
1966		W, 4-3	17-8
1967		W, 3-2	18-8
1969		W, 12-9	19-8
1970		W, 8-1	20-8
1978		L, 5-3	20-9
April 20, 1979	N	W, 12-3	21-9
1981	H	W, 6-0	22-9
1981	H	W, 11-3	23-9
1981	H	W, 7-5	24-9
1981	H	W, 10-3	25-9
1982	H	W, 7-2	26-9

## PITT BASEBALL HISTORY

### ALL-TIME SERIES RESULTS

1982	H	W, 13-0	27-9
1982	H	L, 4-3	27-10
1982	H	W, 7-4	28-10
March 28, 1990	H	W, 22-3	29-10
March 27, 1991	H	W, 11-6	30-10
May 7, 1992	A	W, 11-5	31-10
March 23, 1994	H	W, 6-3	32-10
March 23, 1994	H	W, 18-5	33-10
April 5, 1994	H	W, 7-6	34-10
April 5, 1994	H	L, 8-3	34-11
March 15, 1995	H	W, 4-0	35-11
March 15, 1995	H	W, 3-2	36-11
March 23, 1995	A	W, 6-5	37-11
March 23, 1995	A	L, 6-4	37-12
April 20, 1995	H	W, 12-4	38-12
April 20, 1995	H	W, 5-1	39-12
March 14, 1996	H	W, 8-5	40-12
March 19, 1996	A	W, 8-7	41-12
March 27, 1996	H	L, 5-4 (10)	41-13
March 13, 1997	A	L, 14-7	41-14
March 20, 1997	A	L, 6-2	41-15
March 25, 1997	H	W, 12-10	42-15
April 29, 1997	H	W, 19-18 (11)	43-15
March 25, 1998	A	W, 14-4	44-15
March 31, 1998	H	W, 15-6	45-15
April 14, 1998	A	T, 5-5	45-15-1
March 23, 1999	H	L, 7-2	45-16-1
May 11, 1999	A	W, 7-3	46-16-1
May 11, 1999	A	W, 9-6	47-16-1
March 14, 2000	H	W, 14-8	48-16-1
April 13, 2000	A	W, 6-3 (10)	49-16-1
March 9, 2001	N	L, 6-2	49-17-1
March 28, 2001	H	W, 8-7	50-17-1
March 13, 2002	H	W, 19-3	51-17-1
March 25, 2003	H	W, 14-4	52-17-1
May 6, 2003	N	L, 2-1	52-18-1
April 6, 2004	A	L, 9-5	52-19-1
May 12, 2004	N	W, 5-1	53-19-1
April 13, 2005	N	W, 9-2	54-19-1
May 17, 2005	H	L, 5-1	54-20-1
March 22, 2006	H	W, 18-8	55-20-1
May 10, 2006	N	L, 8-7	55-21-1
April 8, 2008	H	W, 9-8	56-21-1
April 16, 2008	A	W, 17-6	57-21-1
April 1, 2009	A	W, 6-4	58-21-1
May 6, 2009	H	L, 5-2	58-22-1
April 14, 2010	H	W, 21-9	59-22-1
May 12, 2010	N	L, 10-9	59-23-1

#### EAST CAROLINA

March 8, 2008	H	L, 10-5	0-1
March 1, 2014	A	L, 4-2	0-2

#### EASTERN KENTUCKY

1982	N	L, 11-2	0-1
1982	N	L, 7-1	0-2

#### EASTERN MENONITE

March 11, 1993	N	W, 20-4	1-0
----------------	---	---------	-----

#### EASTERN MICHIGAN

1989		W, 4-3	1-0
March 3, 1998	N	L, 15-12	1-1
March 3, 1998	N	L, 4-3	1-2
Feb. 21, 2020	N	W, 3-2	2-2
Feb. 22, 2020	N	W, 10-4	3-2
Feb. 23, 2020	N	W, 3-2	4-2

#### EASTERN TENNESSEE STATE

Feb. 22, 2015	N	L, 10-4	0-1
---------------	---	---------	-----

#### EDINBORO

March 7, 1992	N	W, 7-3	1-0
---------------	---	--------	-----

#### EVANSVILLE

March 12, 1994	N	W, 1-0 (12)	1-0
March 7, 2004	N	L, 7-4	1-1

#### FAIRFIELD

March 6, 2002	N	W, 7-5	1-0
April 25, 2015	H	W, 10-3	2-0
April 25, 2015	H	L, 3-2	2-1
April 26, 2015	H	W, 5-2	3-1

#### FARLEIGH DICKINSON

March 9, 1995	N	W, 5-2	1-0
March 11, 1995	N	W, 3-2	2-0

#### FAIRMONT STATE

March 7, 1992	N	W, 3-2	1-0
March 12, 1992	N	W, 14-4	2-0
March 1, 1997	N	W, 11-8	3-0

#### FERRUM

March 4, 1991	N	L, 8-5	0-1
---------------	---	--------	-----

#### FLORIDA A&M

1984	A	L, 13-6	0-1
1984	A	W, 10-6	1-1

#### FLORIDA ATLANTIC

March 3, 1997	A	L, 14-2	0-1
March 10, 2010	A	L, 10-7	0-2

#### FLORIDA INTERNATIONAL

March 7, 1996	N	L, 6-4	0-1
---------------	---	--------	-----

#### FLORIDA STATE

Series	34 GP; Florida State Leads, 28-6
at Pitt	1-2
- at Charles L. Cost Field	1-2
at Florida State	5-26
Neutral Site	0-0
Postseason Record	n/a
First Meeting	1983; L, 13-0
Last Meeting	3/11/23; L, 5-3
Last Pitt Win	2/28/21; W, 9-7 (13)
Last Florida State Win	3/11/23; 5-3
Current Streak	W1

1983	A	L, 13-0	0-1
1983	A	L, 12-4	0-2
1983	A	L, 7-4	0-3
1984	A	L, 5-0	0-4
1984	A	L, 21-1	0-5
1984	A	L, 5-0	0-6
1985	A	L, 6-5	0-7
1985	A	L, 18-2	0-8
1985	A	L, 9-7	0-9
1986	A	L, 7-0	0-10
1986	A	L, 10-2	0-11
1986	A	L, 22-1	0-12
1986	A	L, 17-1	0-13
March 3, 2000	A	L, 6-1	0-14
March 4, 2000	A	L, 12-0	0-15
March 5, 2000	A	L, 14-4	0-16
March 8, 2002	A	L, 7-2	0-17

March 9, 2002	A	L, 11-2	0-18
March 10, 2002	A	L, 15-3	0-19
April 17, 2015	A	L, 15-2	0-20
April 18, 2015	A	L, 6-5	0-21
April 18, 2015	A	L, 10-6	0-22
March 18, 2016	H	L, 17-4	0-23
March 19, 2016	H	L, 10-2	0-24
March 20, 2016	H	W, 5-2	1-24
May 3, 2019	A	W, 10-0	2-24
May 4, 2019	A	L, 15-6	2-25
May 5, 2019	A	L, 12-6	2-26
Feb. 26, 2021	A	W, 1-0	3-26
Feb. 27, 2021	A	W, 7-2	4-26
Feb. 28, 2021	A	W, 9-7 (13)	5-26
March 10	A	L, 3-2 (12)	5-27
March 11	A	L, 5-3	5-28
March 12	A	W, 8-6 (7)	6-28

#### FORDHAM

March 3, 1996	N	W, 16-6	1-0
March 4, 1996	N	T, 7-7	1-0-1
March 13, 2010	N	W, 10-1	2-0-1
March 14, 2010	N	W, 13-0	3-0-1
March 14, 2010	N	W, 10-1	4-0-1
Feb. 23, 2014	N	L, 9-2	4-1-1

#### FORT EUSTIS

1953		L, 16-3	0-1
------	--	---------	-----

#### FORT LEE

1965		W, 12-0	1-0
------	--	---------	-----

#### GANNON

March 26, 1992	H	W, 10-0	1-0
March 31, 1993	H	W, 16-2	2-0
March 18, 1995	H	W, 8-1	3-0

#### GENEVA

1948		L, 9-5	0-1
1951		W, 4-2	1-1
1953		W, 5-0	2-1
1955		W, 16-8	3-1
1956		W, 6-2	4-1
1957		L, 19-8	4-2
1970		W, 11-2	5-2
1970		W, 4-0	6-2
1989		W, 5-0	7-2
1989		L, 10-5	7-3
April 3, 1991	H	W, 13-11	8-3
March 30, 1993	H	W, 8-4	9-3
March 24, 1994	H	T, 9-9	9-3-1

#### GEORGE MASON

Feb. 17, 2006	N	L, 9-2	0-1
Feb. 19, 2006	N	L, 3-1 (11)	0-2

#### GEORGETOWN

Series	98 GP; Georgetown Leads, 56-42
at Pitt	20-10
- at Charles L. Cost Field	7-2
at Georgetown	25-19
Neutral Site	None
*location does not include games played until 1985 and 1987-89	
Postseason Record	None
First Meeting	1939; L, 10-7
Last Meeting	5/5/13; W, 6-2
Last Pitt Win	Same
Last Georgetown Win	4/29/12; 6-3

## PITT BASEBALL HISTORY

### ALL-TIME SERIES RESULTS

Current Streak		W4				
			March 25, 2000	H	W, 5-3	29-34
			March 25, 2000	H	W, 5-2	30-34
			March 26, 2000	H	W, 7-5	31-34
1939	L, 10-7	0-1	March 17, 2001	A	W, 1-0	32-34
1958	W, 9-3	1-1	March 17, 2001	A	L, 6-5	32-35
1960	W, 4-3	2-1	March 18, 2001	A	W, 10-8	33-35
1964	W, 2-1	3-1	May 4, 2002	H	W, 8-2	34-35
1964	L, 3-2	3-2	May 4, 2002	H	W, 9-2	35-35
1965	W, 3-2	4-2	May 5, 2002	H	W, 19-0	36-35
1967	W, 11-6	5-2	April 19, 2003	A	W, 11-3	37-35
1985	A W, 14-10	6-2	April 19, 2003	A	W, 8-3	38-35
1985	A L, 12-5	6-3	April 23, 2004	H	W, 6-5	39-35
1985	A W, 10-6	7-3	April 23, 2004	H	L, 2-1	39-36
1985	A L, 13-0	7-4	May 19, 2005	A	W, 6-1	40-36
1985	A L, 9-6	7-5	May 19, 2005	A	W, 9-5	41-36
1985	A L, 7-6	7-6	May 20, 2005	A	W, 5-2	42-36
1986	A L, 7-6	7-7	May 20, 2005	A	W, 14-0	43-36
1986	A L, 8-6	7-8	May 19, 2006	H	W, 3-2 (10)	44-36
1986	A L, 8-7	7-9	May 20, 2006	H	L, 8-7	44-37
1986	H W, 7-3	8-9	May 5, 2007	A	W, 9-2	45-37
1986	H L, 22-10	8-10	May 5, 2007	A	L, 1-0	45-38
1986	H L, 11-4	8-11	May 6, 2007	A	W, 6-2	46-38
1987	L, 11-6	8-12	April 26, 2008	H	W, 9-2	47-38
1987	W, 15-14	9-12	April 27, 2008	H	W, 17-11	48-38
1987	L, 9-7	9-13	April 27, 2008	H	L, 7-4	48-39
1987	W, 17-8	10-13	May 2, 2009	A	L, 7-5	48-40
1987	W, 17-14	11-13	May 2, 2009	A	W, 6-5	49-40
1987	L, 15-8	11-14	April 15, 2011	A	W, 15-9	50-40
1988	L, 5-3	11-15	April 15, 2011	A	W, 14-3	51-40
1988	W, 9-8	12-15	April 17, 2011	A	L, 3-2	51-41
1988	L, 9-7	12-16	April 28, 2012	H	W, 5-0	52-41
1988	W, 3-1	13-16	April 29, 2012	H	L, 6-3	52-42
1988	W, 9-0	14-16	April 29, 2012	H	W, 8-3	53-42
1989	L, 8-1	14-17	May 3, 2013	A	W, 8-3	54-42
1989	L, 3-2	14-18	May 4, 2013	A	W, 13-3	55-42
1989	L, 3-2	14-19	May 5, 2013	A	W, 6-2	56-42
1989	L, 9-0	14-20				
1989	L, 7-5	14-21				
1989	L, 11-10	14-22				
April 12, 1990	A W, 2-0	15-22	<b>GEORGE WASHINGTON</b>			
April 13, 1990	A L, 11-5	15-23	1966		L, 8-5	0-1
April 13, 1990	A W, 12-5	16-23	1967		W, 2-0	1-1
April 29, 1991	A L, 2-1	16-24	April 21, 1979	N	L, 7-3	1-2
April 29, 1991	A L, 7-3	16-25	1981	A	W, 2-1	2-2
April 30, 1991	A L, 7-3	16-26	1981	A	L, 5-2	2-3
May 2, 1992	H L, 5-0	16-27	1982	H	L, 5-1	2-4
May 2, 1992	H L, 11-8	16-28	1982	H	L, 4-3	2-5
May 3, 1992	H W, 12-6	17-28	1982	H	W, 10-8	3-5
May 8, 1993	A L, 3-1	17-29				
May 8, 1993	A L, 4-3	17-30	<b>GEORGIA SOUTHERN</b>			
May 9, 1993	A W, 11-3	18-30	March 8, 2008	A	L, 3-2	0-1
April 16, 1994	H W, 15-5	19-30				
April 17, 1994	H L, 9-7	19-31	<b>GETTYSBURG</b>			
April 17, 1994	H W, 11-8	20-31	1951		L, 6-2	0-1
May 1, 1995	A W, 2-1	21-31	1968		W, 6-4	1-1
May 1, 1995	A W, 3-2	22-31	1969		L, 9-6	1-2
May 3, 1995	A W, 10-2	23-31	1971		W, 8-1	2-2
March 24, 1996	A L, 6-0	23-32	1972		W, 4-2	3-2
March 24, 1996	A W, 6-5	24-32	1973		W, 24-4	4-2
March 27, 1997	H W, 7-1	25-32	1975		W, 6-2	5-2
March 27, 1997	H W, 14-8	26-32	1977		W, 11-1	6-2
March 22, 1998	A W, 5-1	27-32	1980	H	W, 7-6	7-2
March 22, 1998	A L, 15-1	27-33	1981	H	W, 12-8	8-2
April 1, 1999	H L, 12-8	27-34	1982	A	L, 13-10	8-3
April 1, 1999	H W, 13-0	28-34	1983	H	W, 11-8	9-3
			1984	A	W, 13-10	10-3

<b>GEORGIA TECH</b>			
Series	25 GP; Georgia Tech Leads, 15-13		
at Pitt		6-2	
- at Charles L. Cost Field		6-2	
at Georgia Tech		5-13	
Neutral Site		2-0	
Postseason Record		2-0	
First Meeting	3/28/14; W, 4-3 (13)		
Last Meeting	5/7/23; L, 15-3		
Last Pitt Win	5/6/23; W, 5-0		
Last Georgia Tech Win	5/7/23; L, 15-3		
Current Streak		L1	

March 28, 2014	H	W, 4-3 (13)	1-0
March 29, 2014	H	W, 5-0	2-0
March 30, 2014	H	W, 4-2	3-0
May 8, 2015	A	L, 9-1	3-1
May 9, 2015	A	W, 8-6	4-1
May 10, 2015	A	L, 10-3	4-2
April 8, 2016	H	L, 6-3	4-3
April 10, 2016	H	W, 13-6	5-3
May 6, 2017	A	L, 8-7	5-4
May 7, 2017	A	L, 4-3	5-5
May 8, 2017	A	L, 5-2	5-6
April 13, 2018	H	L, 7-3	5-7
April 14, 2018	H	W, 4-3 (14)	6-7
April 15, 2018	H	W, 6-5	7-7
May 22, 2018 (ACC)	N	W, 2-1	8-7
May 16, 2019	A	L, 12-7	8-8
May 17, 2019	A	L, 2-0	8-9
May 18, 2019	A	W, 9-3	9-9
March 12, 2021	A	W, 11-9	10-9
March 13, 2021	A	L, 5-3	10-10
March 14, 2021	A	W, 18-12	11-10
May 19, 2022	H	L, 8-7	11-11
May 20, 2022	H	L, 19-3	11-12
May 21, 2022	H	L, 13-7	11-13
May 24, 2022	N	W, 12-6	12-13
May 5, 2023	A	L, 11-1	12-14
May 6, 2023	A	W, 5-0	13-14
May 7, 2023	A	L, 15-3	13-15

<b>GRAND VALLEY STATE</b>			
March 7, 1994	N	W, 9-4	1-0

<b>GRAMBLING STATE</b>			
Feb. 26, 2016	A	W, 16-6	1-0
Feb. 27, 2016	A	W, 14-6	2-0
Feb. 28, 2016	A	W, 18-5	3-0

<b>GROVE CITY</b>			
1967		W, 2-0	1-0
1968		L, 4-3	1-1
1969		W, 2-1	2-1
1970		W, 6-3	3-1
1970		L, 2-1	3-2
1971		W, 10-2	4-2
1971		W, 5-1	5-2
1973		W, 10-5	6-2
1973		W, 10-1	7-2

<b>HARTFORD</b>			
March 10, 2000	N	L, 8-6	0-1

# PITT BASEBALL HISTORY

## ALL-TIME SERIES RESULTS

March 16, 2012	H	W, 4-2	1-1
March 17, 2012	H	W, 8-3	2-1
March 18, 2012	H	W, 10-6	3-1

### HARVARD

February 24, 2023	N	W, 12-10	1-0
February 25, 2023	N	L, 8-4	1-1
February 25, 2023	N	W, 11-3 (7 inn.)	2-1
February 26, 2023	N	W, 17-7 (8 inn.)	3-1

### HIGH POINT

March 9, 2022	A	W, 15-5	1-0
---------------	---	---------	-----

### HIRAM

1963		W, 5-4	1-0
1964		W, 3-2 (10)	2-0
1964		W, 11-3	3-0
1965		W, 5-1	4-0
1966		L, 8-1	4-1
1969		W, 18-4	5-1
1970		W, 5-1	6-1

### HOFSTRA

March 10, 1995	N	L, 7-2	0-1
March 10, 1996	N	W, 3-2	1-1
March 1, 2019	N	W, 1-0	2-1

### HOLY CROSS

March 7, 1998	N	W, 5-4	1-0
March 10, 2000	N	W, 7-4	2-0
March 4, 2001	N	W, 6-4	3-0
March 2, 2002	N	W, 7-1	4-0
March 3, 2002	N	W, 9-5	5-0

### HOWARD

1978		L, 9-2	0-1
1980		L, 8-2	0-2
1980		W, 1-0	1-2
1984		W, 11-2	2-2
1984		L, 10-2	2-3

### ILLINOIS

Feb. 18, 2011	N	W, 10-6	1-0
---------------	---	---------	-----

### INDIANA

1968		W, 10-9	1-0
1980	N	L, 6-0	1-1
1980	N	W, 4-3	2-1
Feb. 26, 1999	A	L, 9-1	2-2
Feb. 27, 1999	A	L, 15-8	2-3
March 11, 2000	N	W, 4-3	3-3
March 14, 2011	N	L, 9-2	3-4
Feb. 19, 2012	N	L, 12-7	3-5

### INDIANA STATE

Feb. 14, 2020	N	W, 11-1	1-0
Feb. 19, 2021	N	L, 4-0	1-1
Feb. 20, 2021	N	W, 8-2	2-1
Feb. 21, 2021	N	W, 10-1	3-1

### INDIANA (PA)

1939		W, 6-5	1-0
1940		L, 7-6	1-1
1941		W, 4-2	2-1
1942		W, 8-5	3-1
1953		W, 36-6	4-1
1954		W, 3-2	5-1
1955		W, 14-1	6-1

1956		L, 5-4	6-2
1957		L, 6-2	6-3
1958		W, 4-3	7-3
1959		W, 7-6	8-3
1959		W, 3-2	9-3
1960		L, 8-6	9-4
1960		L, 10-2	9-5
1962		L, 7-5	9-6
1965		W, 4-0	10-6
1967		W, 1-0	11-6
1968		W, 10-9	12-6
1969		L, 5-2	12-7
1970		W, 6-1	13-7
1970		W, 5-2	14-7
1971		W, 8-4	15-7
1971		W, 8-5	16-7
1976	A	L, 2-0	16-8
1976	A	L, 4-1	16-9
1977		W, 9-7	17-9
1977		L, 7-3	17-10
1978		L, 15-6	17-11
1978		L, 4-2	17-12
May 2, 1979	H	W, 5-2	18-12
May 2, 1979	H	W, 5-1	19-12
1980	N	L, 6-0	19-13
1980	N	W, 4-3	20-13
1981	H	W, 7-5	21-13
1981	H	W, 5-1	22-13
1983	H	W, 20-14	23-13
1983	H	W, 18-4	24-13
1984	A	W, 9-2	25-13
1984	A	W, 5-2	26-13
1985	H	W, 13-9	27-13
1985	H	W, 7-6	28-13
1987		W, 13-9	29-13
1988		W, 7-6	30-13
1989		W, 6-3	31-13
March 20, 1991	H	W, 8-6	32-13
March 6, 1996	N	W, 19-2	33-13
Feb. 26, 1999	A	L, 9-1	33-14
Feb. 27, 1999	A	L, 15-8	33-15
March 11, 2000	N	W, 4-3	34-15

### INDIANAPOLIS

March 5, 1991	N	L, 8-6	0-1
March 6, 1994	N	W, 15-5	1-1

### IONA

March 12, 2004	N	W, 6-3	1-0
March 13, 2004	N	W, 9-1	2-0
Feb. 16, 2020	N	W, 10-8	3-0

### IOWA

Feb. 19, 2011	N	W, 3-2 (11)	1-0
Feb. 27, 2012	N	L, 7-5	1-1
Feb. 16, 2019	N	L, 10-1	1-2

### IOWA STATE

1988		L, 6-4	0-1
------	--	--------	-----

### ITHACA

1959		L, 4-3 (11)	0-1
------	--	-------------	-----

### JACKSONVILLE

Feb. 23, 2021		W, 7-2	1-0
---------------	--	--------	-----

### JAMES MADISON

1981	A	L, 14-9	0-1
------	---	---------	-----

### JOHN CARROLL

March 13, 1993	N	W, 16-4	1-0
----------------	---	---------	-----

### JUNIATA

1943		L, 9-8	0-1
1944		L, 8-7	0-2
1944		L, 4-2	0-3
1946		W, 11-4	1-3
1946		W, 6-3	2-3
1948		L, 3-2 (15)	2-4
1949		W, 17-5	3-4
1951		W, 4-3	4-4
1953		W, 7-6	5-4
1954		L, 10-4	5-5
1955		L, 8-7	5-6
1958		L, 11-7	5-7
1959		W, 13-4	6-7
1960		L, 13-12 (10)	6-8
1963		W, 10-4	7-8

### KANSAS

1968		W, 9-8	0-1
------	--	--------	-----

### KANSAS STATE

Feb. 14, 2015	N	L, 7-0	0-1
Feb. 17, 2017	N	L, 5-4	0-2

### KENT STATE

Series	72 GP; Kent State Leads, 43-29
at Pitt	12-12
- at Charles L. Cost Field	4-5
at Kent State	5-22
Neutral Site	n/a
Postseason Record	n/a
<i>*location does not include games played in 1986, 1989 &amp; prior to 1979</i>	
First Meeting	1951; W, 11-4
Last Meeting	4/11/23; L, 5-2
Last Pitt Win	3/22/23; W, 8-3
Last Kent State Win	4/11/23; L, 5-2
Current Streak	L1

1951		W, 11-4	1-0
1957		W, 6-2	2-0
1958		W, 5-4	3-0
1959		W, 5-3	4-0
1960		L, 7-3	4-1
1960		L, 7-5	4-2
1961		L, 9-2	4-3
1962		W, 2-1	5-3
1963		W, 10-0	6-3
1963		L, 4-1	6-4
1966		L, 9-3	6-5
1968		L, 10-8	6-6
1969		L, 10-1	6-7
1971		W, 7-5	7-7
1972		W, 6-5	8-7
1976		W, 2-1	9-7
1976		W, 9-3	10-7
1978		W, 4-3	11-7
1978		L, 5-3	11-8
1980	H	W, 4-2	12-8
1980	H	L, 4-3	12-9
1981	A	L, 4-2	12-10
1981	A	W, 10-7	13-10
1982	H	W, 6-4	14-10
1982	H	L, 8-3	14-11

## MEDIA GUIDE

## PITT BASEBALL HISTORY

### ALL-TIME SERIES RESULTS

1983	A	L, 4-2	14-12
1983	A	L, 4-0	14-13
1984	H	W, 10-8	15-13
1984	H	L, 5-4	15-14
1986		L, 8-1	15-15
1989		W, 9-7	16-15
March 20, 1994	A	L, 7-6	16-16
March 20, 1994	A	L, 12-2	16-17
May 2, 1996	A	W, 5-4	17-17
April 2, 1997	A	L, 7-6	17-18
April 17, 1997	H	L, 9-7	17-19
May 5, 1998	A	W, 14-9	18-19
April 20, 1999	A	L, 2-0	18-20
April 4, 2001	H	W, 6-5 (10)	19-20
May 2, 2001	A	L, 13-12	19-21
May 15, 2002	H	W, 3-2	20-21
March 19, 2003	H	W, 10-7	21-21
April 9, 2003	A	L, 14-3	21-22
March 31, 2004	H	W, 3-1	22-22
April 28, 2004	A	L, 8-7	22-23
March 30, 2005	H	W, 12-2	23-23
April 20, 2005	A	L, 9-4	23-24
March 29, 2006	H	L, 14-4	23-25
May 2, 2006	A	L, 17-14	23-26
March 28, 2007	A	L, 3-0	23-27
April 2, 2008	H	L, 7-0	23-28
April 29, 2008	A	L, 9-2	23-29
April 7, 2010	A	L, 19-6	23-30
April 20, 2010	H	L, 16-3	23-31
March 16, 2011	H	L, 10-7	23-32
April 6, 2011	A	L, 9-5	23-33
March 28, 2012	H	W, 6-5	24-33
April 17, 2012	A	L, 6-5	24-34
May 14, 2013	H	W, 6-5	25-34
April 16, 2014	A	L, 4-1	25-35
April 14, 2015	H	L, 1-0	25-36
March 16, 2016	A	W, 9-4	26-36
March 30, 2016	H	W, 13-5	27-36
March 21, 2017	A	L, 7-6	27-37
April 19, 2017	H	L, 12-8	27-38
April 10, 2018	H	L, 4-1	27-39
April 18, 2018	A	L, 2-0	27-40
March 20, 2019	H	L, 6-4	27-41
April 17, 2019	A	L, 9-8	27-42
April 12, 2022	A	W, 12-5	28-42
March 22, 2023	H	W, 8-3	29-42
April 11, 2023	A	L, 5-4	29-43

#### KENYON

March 13, 1992	N	W, 12-4	1-0
----------------	---	---------	-----

#### LAFAYETTE

1965		L, 4-3	0-1
March 13, 2005	N	W, 4-2	1-1

#### LA SALLE

March 10, 1995	N	W, 5-4	1-0
March 5, 1996	N	W, 5-4	2-0
March 7, 1996	N	W, 4-2	3-0
March 9, 1996	N	L, 7-4	3-1
March 5, 2005	N	W, 9-7 (11)	4-1
March 7, 2005	N	W, 9-5	5-1
March 20, 2010	A	W, 20-11	6-1

#### LEHIGH

March 9, 2007	N	W, 9-0	1-0
March 9, 2007	N	W, 10-4	2-0
Feb. 28, 2020	N	W, 15-4	3-0
Feb. 29, 2020	N	W, 10-0	4-0

#### LEWIS

March 4, 1998	N	W, 3-2	1-0
---------------	---	--------	-----

#### LINDENWOOD

March 9, 1996	N	W, 5-3	1-0
---------------	---	--------	-----

#### LIPSCOMB

Feb. 25, 2007	A	L, 4-2	0-1
April 13, 2021	A	W, 9-6	1-1
Feb. 26, 2022	H	W, 16-0	2-1

#### LIU-BROOKLYN

1983	N	W, 8-0	1-0
1983	N	W, 4-0	2-0
1986		W, 7-2	3-0
March 14, 2009	N	W, 12-2	4-0
April 18, 2018	H	W, 2-1	5-0
April 29, 2018	H	W, 1-0	6-0
April 29, 2018	H	L, 5-1	6-1

#### LOUISVILLE

Series	33 GP; Louisville Leads, 22-11
at Pitt	8-6
- at Charles L. Cost Field	3-6
at Louisville	2-10
Neutral Site	2-3
Postseason Record	1-4
First Meeting	1978; L, 5-0
Last Meeting	5/25/22; W, 6-5 (ACC Tournament)
Last Pitt Win	5/25/22; W, 6-5 (ACC Tournament)
Last Louisville Win	4/2/22; L, 14-6
Current Streak	W2

1978		L, 5-0	0-1
April 5, 2007	A	L, 7-1	0-2
April 6, 2007	A	W, 6-4	1-2
April 7, 2007	A	W, 6-2	2-2
March 28, 2008	H	W, 7-2	3-2
March 29, 2008	H	W, 5-4	4-2
March 30, 2008	H	L, 6-4	4-3
April 9, 2009	A	L, 7-3	4-4
April 11, 2009	A	L, 1-0	4-5
April 11, 2009	A	L, 3-2	4-6
April 9, 2010	H	W, 8-3	5-6
April 10, 2010	H	W, 15-5	6-6
April 11, 2010	H	L, 9-7	6-7
May 25, 2011	N	W, 7-2	7-7
May 27, 2011	N	L, 12-2	7-8
May 17, 2012	H	L, 6-5 (12)	7-9
May 18, 2012	H	W, 8-2	8-9
May 19, 2012	H	L, 9-5	8-10
May 23, 2012	N	L, 8-4	8-11
May 16, 2013	A	L, 5-2	8-12
May 17, 2013	A	L, 12-4	8-13
May 18, 2013	A	L, 7-4	8-14
March 10, 2017	A	L, 3-0	8-15
March 11, 2017	A	L, 8-2	8-16
March 12, 2017	A	L, 3-1	8-17

May 11, 2018	H	L, 6-3	8-18
May 12, 2018	H	L, 6-5	8-19
May 13, 2018	H	L, 8-5	8-20
May 26, 2018 (ACC)	N	L, 5-2	8-21
April 2, 2022	H	W, 8-7	9-21
April 2, 2022	H	L, 14-6	9-22
April 3, 2022	H	W, 6-3	10-22
May 25, 2022	N	W, 6-5	11-22

#### LYNCHBURG

March 5, 1997	N	W, 6-1	1-0
---------------	---	--------	-----

#### MAINE

March 12, 1999	H	W, 16-7	1-0
February 17	N	W, 11-10	2-0
February 18	N	L, 11-7	2-1
February 19	N	L, 5-8	2-2

#### MANHATTAN

March 9, 2013	H	W, 6-5	1-0
March 10, 2013	H	W, 9-3	2-0

#### MARIST

March 10, 2001	H	W, 12-11	1-0
----------------	---	----------	-----

#### MARSHALL

March 15, 1994	A	W, 14-4	1-0
March 22, 1995	H	W, 6-5	2-0
Feb. 16, 2019	N	L, 7-2	2-1

#### MARYLAND

1940		L, 14-0	0-1
1950		L, 8-5	0-2
Feb. 23, 2008	H	L, 10-5	0-3
March 15, 2009	N	W, 12-8	1-3
May 9, 2014	H	L, 21-1	1-4
May 10, 2014	H	L, 5-1	1-5
May 11, 2014	H	L, 6-4	1-6

#### MASSACHUSETTS

March 2, 2018	N	W, 3-2	1-0
March 3, 2018	N	W, 9-0	2-0
March 4, 2018	N	W, 10-5	3-0

#### MEMPHIS

Feb. 27, 2010	N	W, 9-8	1-0
---------------	---	--------	-----

#### MERCYHURST

March 2, 1991	N	L, 7-6 (13)	0-1
March 16, 1991	H	W, 4-3	1-1
March 16, 1991	H	W, 3-2	2-1
May 5, 1993	H	W, 23-13	3-1

#### MIAMI (FL)

Series	33 GP; Miami Leads, 24-9
at Pitt	6-9
- at Charles L. Cost Field	6-9
at Miami	3-14
Neutral Site	0-1
Postseason Record	n/a
First Meeting	3/7/01; L, 6-2
Last Meeting	5/14/23; L, 5-4
Last Pitt Win	5/13/23; W, 7-4
Last Miami Win	5/14/23; L, 5-4

# PITT BASEBALL HISTORY ALL-TIME SERIES RESULTS

Current Streak L1

March 7, 2001	A	L, 6-2	0-1
March 8, 2005	A	L, 3-0	0-2
March 11, 2009	N	L, 11-6	0-3
April 11, 2014	A	L, 12-2	0-4
April 12, 2014	A	L, 1-0 (10)	0-5
April 13, 2014	A	L, 7-2	0-6
May 2, 2015	H	L, 9-5	0-7
May 2, 2015	H	L, 12-0	0-8
May 3, 2015	H	L, 9-3	0-9
May 13, 2016	A	L, 7-6	0-10
May 14, 2016	A	L, 4-3 (11)	0-11
May 15, 2016	A	L, 8-4	0-12
April 14, 2017	H	W, 10-3	1-12
April 14, 2017	H	L, 1-0	1-13
April 15, 2017	H	L, 5-3	1-14
April 20, 2018	A	W, 2-1	2-14
April 21, 2018	A	W, 3-0	3-14
April 22, 2018	A	L, 3-0	3-15
March 29, 2019	H	L, 13-10	3-16
March 30, 2019	H	W, 11-10	4-16
March 31, 2019	H	L, 5-3	4-17
March 6, 2020	A	L, 4-5	4-18
March 7, 2020	A	L, 0-5	4-19
March 8, 2020	A	L, 2-14	4-20
April 9, 2021	H	W, 12-6	5-20
April 10, 2021	H	W, 6-4	6-20
April 11, 2021	H	W, 12-5	7-20
April 22, 2022	A	L, 2-1 (10)	7-21
April 23, 2022	A	L, 17-2	7-22
April 24, 2022	A	W, 9-4	8-22
May 12, 2023	H	L, 9-8	8-23
May 13, 2023	H	W, 7-4	9-23
May 14, 2023	H	L, 5-4	9-24

## MIAMI (OH)

March 10, 2012	N	L, 6-1	0-1
April 23, 2016	H	W, 5-0	1-1
April 23, 2016	H	W, 4-3	2-1
April 24, 2016	H	W, 8-7	3-1

## MICHIGAN

March 9, 2008	H	L, 7-0	0-1
---------------	---	--------	-----

## MICHIGAN STATE

March 5, 2007	N	L, 4-3	0-1
March 13, 2011	N	L, 7-4	0-2
March 11, 2012	N	W, 3-1	1-2

## MILWAUKEE

Feb. 17, 2019	N	L, 9-8	0-1
---------------	---	--------	-----

## MISSISSIPPI STATE

1968		L, 2-1	0-1
------	--	--------	-----

## MONMOUTH

March 2, 1997	N	W, 10-0	1-0
---------------	---	---------	-----

## MOUNT ST. MARY'S

Feb. 26, 2000	A	W, 7-3	1-0
Feb. 26, 2000	A	W, 6-3	2-0
Feb. 27, 2000	A	W, 20-6	3-0
March 7, 2000	N	L, 3-1	3-1
March 5, 2001	N	W, 9-5	4-1
March 2, 2003	N	W, 16-1	5-1
March 4, 2003	N	W, 8-6	6-1
March 9, 2004	N	W, 8-0	7-1

March 3, 2023	N	L, 7-4	7-2
March 4, 2023	N	W, 10-2	8-2

## NAVY

1940		L, 13-7	0-1
1941		W, 4-3	1-1
1943		L, 7-1	1-2
1944		L, 10-5	1-3
1946		L, 9-3	1-4
1951		W, 9-3	2-4
1953		W, 14-1	3-4
1954		L, 5-3	3-5
1955		L, 23-6	3-6
1956		L, 9-2	3-7
1957		L, 7-5	3-8
1958		L, 7-4	3-9
1959		L, 9-8	3-10
1960		W, 3-2 (12)	4-10
1962		L, 9-1	4-11
1963		W, 4-2	5-11
1964		L, 4-3	5-12
Feb. 22, 2009	N	L, 3-1	5-13

## NEW HAMPSHIRE

March 11, 1992	N	W, 13-0	1-0
----------------	---	---------	-----

## NEW ORLEANS

Feb. 22, 2003	A	L, 8-7	0-1
Feb. 22, 2003	A	W, 5-3	1-1
Feb. 23, 2003	A	L, 10-0	1-2
Feb. 20, 2004	A	W, 3-2	2-2
Feb. 21, 2004	A	W, 9-3	3-2
Feb. 22, 2004	A	L, 10-3	3-3
March 4, 2016	A	L, 12-5	3-4
March 5, 2016	A	L, 13-6	3-5
March 6, 2016	A	L, 8-5	3-6

## NEW YORK TECH

April 28, 2007	H	L, 9-4	0-1
April 29, 2007	H	L, 6-4	0-2
April 29, 2007	H	L, 8-6	0-3

## NIAGARA

March 15, 2000	H	W, 3-2	1-0
March 15, 2000	H	W, 7-5	2-0
March 15, 2001	H	L, 10-6	2-1
May 10, 2001	A	L, 6-5	2-2
March 16, 2002	H	W, 5-4	3-2
March 16, 2002	H	W, 8-2	4-2
May 2, 2002	A	W, 11-4	5-2
March 15, 2003	H	W, 11-1	6-2
March 16, 2003	H	W, 3-2	7-2
March 16, 2003	H	W, 5-4	8-2
April 29, 2003	A	W, 10-3	9-2
March 24, 2004	H	W, 9-8	10-2
March 24, 2004	H	L, 4-2	10-3
May 8, 2004	A	W, 16-7	11-3
March 29, 2005	H	W, 12-0	12-3
May 4, 2005	A	L, 8-3	12-4
March 18, 2011	N	W, 9-6	13-4
March 20, 2011	N	W, 19-8	14-4
March 15, 2013	H	W, 17-3	15-4
March 16, 2013	H	L, 7-5	15-5
March 10, 2015	H	W, 18-4	16-5
March 11, 2015	H	W, 6-4	17-5
Feb. 19, 2016	N	W, 19-10	18-5
Feb. 21, 2016	N	W, 5-4	19-5

## NEW JERSEY TECH

March 16, 2008	H	W, 17-2	1-0
----------------	---	---------	-----

## NORFOLK N.A.S.

1950		W, 17-11	1-0
1953		L, 4-2	1-1
1953		L, 6-4	1-2
1955		W, 4-3	2-2
1965		W, 3-0	3-2
1965		W, 8-0	4-2
1966		W, 11-2	5-2
1966		W, 2-1	6-2

## NORTH CAROLINA

Series	27 GP; North Carolina Leads, 16-11
at Pitt	7-6
- at Charles L. Cost Field	7-6
at North Carolina	2-10
Neutral Site	2-0
Postseason Record	2-0
First Meeting	3/8/14; L, 9-5
Last Meeting	3/17/23; L, 17-7
Last Pitt Win	May 25, 2021; W, 5-3 (ACC Tournament)
Last North Carolina Win	3/17/23; L, 17-7
Current Streak	L4

March 8, 2014	A	L, 9-5	0-1
March 8, 2014	A	L, 2-1	0-2
March 9, 2014	A	W, 6-4	1-2
March 13, 2015	H	W, 12-9	2-2
March 14, 2015	H	L, 3-1	2-3
March 15, 2015	H	W, 3-2 (10)	3-3
March 11, 2016	A	L, 14-2	3-4
March 12, 2016	A	L, 4-0	3-5
March 13, 2016	A	W, 5-0	4-5
April 21, 2017	H	L, 5-2	4-6
April 22, 2017	H	L, 3-1	4-7
April 23, 2017	H	W, 11-9	5-7
March 16, 2018	A	L, 15-3	5-8
March 17, 2018	A	L, 4-0	5-9
March 18, 2018	A	L, 13-2	5-10
May 23, 2018 (ACC)	N	W, 5-4	6-10
May 10, 2019	H	W, 7-1	7-10
May 11, 2019	H	L, 10-6	7-11
May 11, 2019	H	W, 7-3	8-11
April 17, 2021	H	W, 6-2	9-11
April 17, 2021	H	W, 3-2	10-11
April 18, 2021	H	L, 10-9	10-12
May 25, 2021	N	W, 5-3	11-12
March 11, 2022	A	L, 7-4	11-13
March 12, 2022	A	L, 4-3	11-14
March 13, 2022	A	L, 9-2	11-15
March 17, 2023	H	L, 17-1	11-16

## NORTH CAROLINA A&T

March 7, 1995	N	W, 4-0	1-0
March 8, 2011	A	W, 12-0	2-0
March 9, 2011	A	W, 6-2	3-0
April 29, 2022	H	W, 10-0	4-0
April 30, 2022	H	L, 9-5	4-1
April 30, 2022	H	W, 13-9	5-1

## NC STATE

Series	18 GP; NC State Leads, 17-1
at Pitt	0-6
- at Charles L. Cost Field	0-6
at NC State	0-9
Neutral Site	0-2

## PITT BASEBALL HISTORY

### ALL-TIME SERIES RESULTS

Postseason Record	0-2
<i>*location does not include game played in 1941</i>	
First Meeting	1941; W, 3-1
Last Meeting	5/18/23; L, 7-2
Last NC State Win	Same
Last Pitt Win	1941; 3-1
Current Streak	L16

1941		W, 3-1	1-0
March 27, 2015	A	L, 14-5	1-1
March 28, 2015	A	L, 7-1	1-2
March 29, 2015	A	L, 9-2	1-3
May 12, 2017	H	L, 7-4	1-4
May 13, 2017	H	L, 8-6	1-5
May 14, 2017	H	L, 14-6	1-6
March 8, 2019	H	L, 4-3	1-7
March 9, 2019	H	L, 21-3	1-8
March 10, 2019	H	L, 6-5	1-9
May 14, 2021	H	L, 3-2	1-10
May 15, 2021	H	L, 9-7	1-11
May 16, 2021	H	L, 10-3	1-12
May 27, 2021	N	L, 3-2	1-13
May 28, 2022	N	L, 8-3	1-14
May 18, 2023	A	L, 7-2	1-15
May 19, 2023	A	L, 17-8	1-16
May 20, 2023	A	L, 8-2	1-17

#### NORTH DAKOTA STATE

March 7, 1990	N	W, 11-5	1-0
March 15, 2009	N	W, 3-2	2-0

#### NORTH FLORIDA

March 10, 1993	N	L, 10-6	0-1
----------------	---	---------	-----

#### NORTHEASTERN ILLINOIS

March 3, 1991	N	L, 6-5	0-1
March 7, 1991	N	W, 5-4	1-1

#### NORTHERN KENTUCKY

March 14, 1993	N	W, 10-1	1-0
----------------	---	---------	-----

#### NORTHWESTERN

Feb. 18, 2012	N	L, 12-11 (10)	0-1
---------------	---	---------------	-----

#### NORTHWOOD

March 2, 1998	N	W, 8-3	1-0
March 6, 1999	N	W, 8-5	2-0

#### NOTRE DAME

Series	80 GP; Notre Dame Leads, 53-27
at Pitt	18-19
- at Charles L. Cost Field	10-12
at Notre Dame	8-24
Neutral Site	1-5
Postseason Record	1-6
First Meeting	1951; L, 5-1
Last Meeting	5/24/23; W, 9-5 (ACC Tournament)
<i>*location does not include games played in 1951, 1952 &amp; 1989</i>	
Last Notre Dame Win	4/7/23; L, 11-2
Last Pitt Win	5/24/23; W, 9-5 (ACC Tournament)
Current Streak	W2

1951		L, 5-1	0-1
1951		L, 10-5	0-2

1952		L, 18-3	0-3
1952		L, 9-4	0-4
1989		L, 16-9	0-5
April 30, 1996	A	L, 8-3	0-6
April 30, 1996	A	L, 2-0	0-7
April 27, 1997	H	L, 11-8 (8)	0-8
April 27, 1997	H	W, 7-6	1-8
April 18, 1998	H	L, 11-0	1-9
April 27, 1997	H	W, 7-6	1-8
April 18, 1998	H	L, 11-0	1-9
April 18, 1998	H	L, 12-1	1-10
April 10, 1999	A	L, 4-1	1-11
April 10, 1999	A	L, 3-2	1-12
April 11, 1999	A	L, 9-8	1-13
May 6, 2000	A	L, 7-0	1-14
May 6, 2000	A	L, 11-8 (10)	1-15
May 7, 2000	A	W, 22-18	2-15
May 18, 2000	N	L, 15-7	2-16
March 23, 2001	H	L, 3-0	2-17
March 23, 2001	H	L, 3-0	2-18
April 11, 2002	A	W, 7-4	3-18
April 11, 2002	A	L, 12-2	3-19
April 17, 2003	A	L, 5-2	3-20
April 17, 2003	A	W, 5-3	4-20
April 25, 2004	H	W, 8-6	5-20
April 25, 2004	H	W, 7-6	6-20
May 15, 2005	H	W, 4-1	7-20
May 15, 2005	H	W, 8-5	8-20
May 16, 2005	H	L, 21-1	8-21
May 27, 2005	N	L, 4-2	8-22
May 28, 2005	N	L, 11-4	8-23
March 31, 2006	A	L, 6-1	8-24
April 1, 2006	A	L, 4-3	8-25
April 2, 2006	A	L, 9-8	8-26
March 30, 2007	H	W, 4-2	9-26
March 31, 2007	H	W, 5-0	10-26
May 9, 2008	A	L, 5-4	10-27
May 10, 2008	A	W, 5-3	11-27
March 27, 2009	H	L, 5-4	11-28
March 28, 2009	H	W, 15-7	12-28
March 29, 2009	H	W, 14-11	13-28
April 1, 2011	H	W, 6-5	14-28
April 2, 2011	H	W, 3-2	15-28
April 3, 2011	H	L, 8-6	15-29
March 23, 2012	A	L, 6-5	15-30
March 24, 2012	A	L, 3-2	15-31
March 25, 2012	A	L, 7-5	15-32
April 12, 2013	H	W, 4-0	16-32
April 13, 2013	H	W, 4-2	17-32
April 14, 2013	H	W, 12-3	18-32
May 23, 2013	N	L, 5-3	18-33
May 25, 2013	N	L, 3-2 (10)	18-34
May 15, 2014	A	L, 3-0	18-35
May 16, 2014	A	L, 1-0	18-36
May 17, 2014	A	L, 5-4	18-37
April 4, 2015	H	L, 8-1	18-38
April 4, 2015	H	L, 7-1	18-39
April 5, 2015	H	L, 7-3	18-40
May 6, 2016	A	W, 4-2	19-40
May 7, 2016	A	W, 8-5	20-40
May 8, 2016	A	L, 5-0	20-41
March 17, 2017	H	L, 10-5	20-42
March 19, 2017	H	L, 4-3 (11)	20-43
March 19, 2017	H	W, 1-2 (12)	21-43

May 4, 2018	A	L, 7-4	21-44
May 5, 2018	A	L, 7-5	21-45
May 6, 2018	A	W, 8-7	22-45
April 20, 2019	H	W, 4-2	23-45
April 20, 2019	H	L, 9-0	23-46
April 21, 2019	H	L, 4-1	23-47
April 3, 2021	H	L, 4-1	23-48
April 4, 2021	H	W, 3-2	24-48
April 5, 2021	H	L, 11-5	24-49
May 13, 2022	A	L, 8-3	24-50
May 14, 2022	A	L, 8-1	24-51
May 15, 2022	A	W, 5-2	25-51
April 6, 2023	H	L, 10-8	25-52
April 7, 2023	H	L, 11-2	25-53
April 8, 2023	H	W, 9-5	26-53
May 24, 2023	N	W, 9-5	27-53

#### OAKLAND

March 22, 2000	H	L, 9-4	0-1
March 22, 2000	H	W, 7-1	1-1
Feb. 16, 2018	N	W, 9-3	2-1
Feb. 18, 2018	N	W, 2-0	3-1
May 4, 2022	H	L, 8-4	3-2

#### OHIO

1942		L, 11-3	0-1
1951		L, 9-1	0-2
1951		L, 4-3	0-3
1953		L, 9-7	0-4
1953		L, 18-2	0-5
1954		L, 6-2	0-6
1954		L, 5-4 (10)	0-7
1955		W, 6-4	1-7
1955		L, 9-2	1-8
1956		L, 13-1	1-9
1956		L, 7-4	1-10
1983	H	L, 8-4	1-11
1983	H	L, 6-4	1-12
March 24, 1999	A	L, 7-2	1-13
March 20, 2001	A	W, 2-1	2-13
March 20, 2001	A	L, 10-7	2-14
April 15, 2003	H	W, 6-4	3-14
March 23, 2004	A	W, 15-11	4-14
May 10, 2005	N	L, 5-4	4-15
April 18, 2006	A	W, 15-1	5-15
May 2, 2007	H	L, 9-7	5-16
April 15, 2008	A	L, 17-9	5-17
March 4, 2009	N	L, 9-8	5-18
March 29, 2011	H	L, 9-4	5-19
May 1, 2012	A	W, 5-1	6-19
May 8, 2013	H	W, 6-5	7-19
May 7, 2014	A	W, 6-1	8-19

#### OHIO STATE

Series	24 GP; Ohio State Leads, 21-3
at Pitt	0-1
- at Charles L. Cost Field	None
at Ohio State	1-2
Neutral Site	2-5
<i>*location does not include games played until 1998</i>	
Postseason Record	None
First Meeting	1942; L, 14-0
Last Meeting	2/15/20; L, 4-1
Last Pitt Win	3/5/22; W, 6-5

# PITT BASEBALL HISTORY

## ALL-TIME SERIES RESULTS

Last Ohio State Win 2/15/20; L, 4-1  
Current Streak W1

1942		L, 14-0	0-1
1942		L, 17-0	0-2
1952		L, 7-5	0-3
1955		L, 16-7	0-4
1955		L, 11-3	0-5
1955		L, 8-1	0-6
1957		L, 7-6	0-7
1957		L, 5-1	0-8
1960		L, 5-3	0-9
1960		L, 1-0	0-10
1960		L, 3-2	0-11
1968		L, 7-1	0-12
1968		L, 5-0	0-13
May 8, 1998	H	L, 5-3	0-14
May 5, 1999	A	L, 7-1	0-15
May 17, 2006	A	W, 7-3 (6)	1-15
March 26, 2008	A	L, 9-1	1-16
March 13, 2009	N	L, 20-3	1-17
Feb. 28, 2014	N	L, 6-2	1-18
Feb. 15, 2015	N	L, 8-0	1-19
Feb. 20, 2016	N	L, 11-8 (13)	1-20
Feb. 18, 2017	N	W, 7-2	2-20
Feb. 15, 2020	N	L, 4-1	2-21
March 5, 2022	N	W, 6-5	3-21

### WESLEYAN

March 10, 1993	N	W, 5-1	1-0
----------------	---	--------	-----

### OKLAHOMA STATE

May 25, 1995 (NCAA)	N	L, 6-3	0-1
May 27, 1995 (NCAA)	N	L, 15-13	0-2

### OLD DOMINION

Feb. 18, 2007	N	L, 10-5	0-1
---------------	---	---------	-----

### OREGON

1968		L, 5-4	0-1
------	--	--------	-----

### PACE

March 6, 1995	N	W, 11-4	1-0
---------------	---	---------	-----

### PENN

March 11, 2008	H	W, 14-2	1-0
----------------	---	---------	-----

### PENN STATE

Series	107 GP; Penn State Leads, 72-34-1
at Pitt	6-6
- at Charles L. Cost Field	3-3
at Penn State	6-10
Neutral Site	3-3
Postseason Record	n/a

\*location does not include games played in 1986, 1988 & prior to 1979

First Meeting	1939; L, 9-5
Last Meeting	5/16/23; W, 11-3
Last Pitt Win	Same
Last Penn State Win	3/28/23; 16-8
Current Streak	W1

1939		L, 9-5	0-1
1939		L, 1-0	0-2
1939		L, 17-7	0-3
1939		L, 14-2	0-4
1940		L, 6-4	0-5
1940		L, 6-1	0-6
1941		W, 19-5	1-6

1941		L, 10-3	1-7
1942		L, 7-5	1-8
1942		L, 12-6	1-9
1944		L, 16-6	1-10
1944		L, 2-1	1-11
1946		L, 2-0	1-12
1948		L, 2-1	1-13
1948		L, 14-8	1-14
1948		L, 13-7	1-15
1948		W, 4-3 (11)	2-15
1949		L, 5-0	2-16
1949		L, 9-0	2-17
1950		L, 6-0	2-18
1950		L, 10-2	2-19
1951		L, 5-2	2-20
1951		L, 12-0	2-21
1952		W, 8-6	3-21
1952		L, 4-1	3-22
1953		W, 4-0	4-22
1953		W, 6-5	5-22
1954		W, 5-4	6-22
1954		W, 2-1	7-22
1955		L, 20-5	7-23
1955		L, 6-5	7-24
1956		L, 4-2	7-25
1956		W, 3-2	8-25
1957		L, 16-3	8-26
1957		L, 7-4	8-27
1958		L, 2-0	8-28
1958		L, 6-0	8-29
1959		W, 6-5 (11)	9-29
1959		L, 10-0	9-30
1960		W, 3-0	10-30
1960		W, 3-2	11-30
1961		L, 14-1	11-31
1961		L, 6-2	11-32
1964		L, 5-3	11-33
1964		L, 7-3	11-34
1964		L, 3-1	11-35
1964		L, 3-0	11-36
1965		L, 2-1	11-37
1965		W, 7-0	12-37
1966		L, 9-1	12-38
1966		L, 15-1	12-39
1967		L, 3-2	12-40
1967		L, 3-0	12-41
1968		W, 5-3	13-41
1968		W, 4-0	14-41
1969		W, 4-1	15-41
1969		L, 7-4	15-42
1970		L, 2-0	15-43
1971		L, 4-1	15-44
1971		L, 7-2	15-45
1972		L, 3-1	15-46
1975		W, 7-5	16-46
1976		L, 5-1	16-47
1976		L, 17-5	16-48
1977		L, 10-2	16-49
1977		L, 6-1	16-50
1978		L, 15-10	16-51
1978		T, 4-4	16-51-1
May 6, 1979	A	L, 1-0	16-52-1
May 6, 1979	A	W, 7-5	17-52-1
1980	H	W, 3-2	18-52-1
1980	H	W, 7-3	19-52-1
1981	A	W, 1-0	20-52-1
1981	A	L, 9-2	20-53-1
1983	A	W, 12-5	21-53-1

1983	A	W, 9-4	22-53-1
1984	H	L, 9-8	22-54-1
1985	A	L, 6-4 (10)	22-55-1
1985	A	L, 4-2	22-56-1
1986		W, 7-3	23-56-1
1988		W, 13-6	24-56-1
March 6, 1991	N	W, 4-2	25-56-1
May 12, 1994	N	W, 8-7 (10)	26-56-1
May 12, 1994	N	L, 5-2	26-57-1
April 6, 2005	N	L, 9-0	26-58-1
April 5, 2006	N	L, 7-4 (11)	26-59-1
April 9, 2008	H	L, 6-5	26-60-1
March 4, 2009	A	L, 9-8	26-61-1
March 24, 2010	H	W, 7-4	27-61-1
April 13, 2010	A	L, 14-8	27-62-1
April 13, 2011	A	L, 5-4	27-63-1
May 11, 2011	H	L, 10-3	27-64-1
March 21, 2012	A	L, 5-3	27-65-1
April 11, 2012	H	W, 5-3	28-65-1
March 27, 2013	A	W, 10-8	29-65-1
March 17, 2015	H	L, 6-1 (12)	29-66-1
April 29, 2015	A	L, 8-7	29-67-1
April 5, 2016	A	L, 7-0	29-68-1
May 11, 2016	H	L, 11-6	29-69-1
April 4, 2017	H	W, 3-2	30-69-1
April 18, 2017	A	W, 9-1	31-69-1
May 8, 2018	H	W, 3-2	32-69-1
March 12, 2019	H	L, 7-3	32-70-1
April 10, 2019	A	W, 7-2	33-70-1
May 17, 2022	H	L, 19-6	33-71-1
March 28, 2023	A	L, 16-8	33-72-1
May 16, 2023	N	W, 11-3	34-72-1

### PFEIFFER

March 6, 1993	N	W, 8-5	1-0
---------------	---	--------	-----

### PHILADELPHIA TEXTILE

March 8, 1993	N	W, 9-3	1-0
March 8, 1993	N	W, 10-3	2-0
March 8, 1997	N	W, 6-5	3-0

### POINT PARK

April 9, 1992	H	W, 10-8	1-0
April 9, 1992	H	W, 8-5	2-0
April 14, 1992	H	W, 5-4	3-0
April 14, 1992	H	W, 9-8	4-0

### PRESBYTERIAN

March 9, 1992	N	W, 10-4	1-0
March 11, 2014	A	W, 12-3	2-0
March 12, 2014	A	W, 10-9 (11)	3-0
Feb. 23, 2018	N	W, 4-3	4-0
April 26, 2019	H	W, 7-5	5-0
April 27, 2019	H	W, 2-1	6-0
April 27, 2019	H	L, 9-7 (12)	6-1

### PRINCETON

1987		W, 12-11	1-0
1987		W, 7-6	2-0
1987		W, 7-5	3-0

### PROVIDENCE

Series	32 GP; Providence Leads, 22-10
at Pitt	2-12
- at Charles L. Cost Field	None
at Providence	6-8
Neutral Site	2-2
Postseason Record	None

## PITT BASEBALL HISTORY

### ALL-TIME SERIES RESULTS

First Meeting	3/31/90; L, 17-6
Last Meeting	3/28/99; W, 18-4
Last Pitt Win	Same
Last Providence Win	2/28/99; 5-3
Current Streak	W1

March 31, 1990	A	L, 17-6	0-1
March 31, 1990	A	L, 7-0	0-2
April 1, 1990	A	L, 14-8	0-3
April 6, 1991	H	L, 12-4 (9)	0-4
April 6, 1991	H	L, 10-5	0-5
April 7, 1991	H	L, 17-9	0-6
April 4, 1992	A	L, 14-8	0-7
April 4, 1992	A	W, 10-0	1-7
April 5, 1992	A	W, 8-5	2-7
April 24, 1993	H	L, 13-11	2-8
April 24, 1993	H	L, 18-15	2-9
April 25, 1993	H	W, 11-10	3-9
May 3, 1994	A	W, 15-9	4-9
May 3, 1994	A	W, 10-0	5-9
May 4, 1994	A	L, 9-4	5-10
May 19, 1994	N	L, 16-3	5-11
April 22, 1995	H	L, 7-0	5-12
April 22, 1995	H	L, 7-4	5-13
April 23, 1995	H	L, 7-3	5-14
May 16, 1995	N	W, 6-2	6-14
May 18, 1995	N	L, 4-0	6-15
May 19, 1995	N	W, 10-4	7-15
April 20, 1996	H	W, 9-8	8-15
April 20, 1996	H	L, 14-12	8-16
April 21, 1996	H	L, 18-8	8-17
May 3, 1997	A	W, 3-2	9-17
May 3, 1997	A	L, 11-2	9-18
May 4, 1997	A	L, 14-4	9-19
April 9, 1998	H	L, 7-6	9-20
April 9, 1998	H	L, 10-3	9-21
March 28, 1999	A	L, 5-3	9-22
March 28, 1999	A	W, 18-4	10-22

#### PURDUE

Feb. 28, 2003	N	W, 8-7	1-0
Feb. 20, 2011	N	L, 5-3	1-1

#### QUANTICO MARINES

1954	L, 7-5	0-1
1954	W, 7-6 (10)	1-1
1955	L, 8-6	1-2
1956	L, 8-4	1-3
1956	L, 9-3	1-4

#### QUINCY COLLEGE

March 7, 1990	N	W, 4-2	1-0
---------------	---	--------	-----

#### QUINNIPIAC

March 7, 1999	W, 10-2	1-0
---------------	---------	-----

#### RHODE ISLAND

March 9, 1992	N	W, 14-7	1-0
March 6, 1998	N	L, 7-1	1-1
March 1, 2008	H	L, 6-4	1-2

#### RICHMOND

1941	W, 9-5	1-0
------	--------	-----

#### RIDER

March 14, 2004	N	W, 10-6	1-0
Feb. 28, 2005	N	W, 9-6	2-0
Feb. 29, 2005	N	W, 6-4	3-0

#### ROBERT MORRIS

ROBERT MORRIS			
1977		W, 13-0	1-0
1977		W, 10-0	2-0
1978		W, 9-7	3-0
1978		W, 8-3	4-0
March 31, 1979	A	W, 5-3	5-0
March 31, 1979	A	W, 1-0	6-0
1981	H	W, 5-0	7-0
1981	H	L, 7-1	7-1
1981	A	W, 7-2	8-1
1981	A	W, 4-0	9-1
1982	H	L, 8-4	9-2
1982	H	L, 9-0	9-3
1983	H	W, 5-2	10-3
1983	H	W, 7-5	11-3
1983	A	W, 8-5	12-3
1983	A	L, 6-3	12-4
1984	A	W, 9-0	13-4
1984	A	W, 9-0	14-4
1985	A	W, 3-2 (10)	15-4
1985	A	W, 9-7 (10)	16-4

#### ROLLINS COLLEGE

1982	A	L, 9-3	0-1
1982	A	L, 27-7	0-2
March 6, 1990	A	L, 12-3	0-3
March 5, 1991	A	L, 5-3	0-4
March 6, 2006	A	W, 4-0	1-4

#### RUTGERS

Series	45 GP; Rutgers Leads, 27-18
at Pitt	12-11
- at Charles L. Cost Field	6-0
at Rutgers	6-15
Neutral Site	0-1
Postseason Record	0-1
First Meeting	3/31/90; L, 17-6
Last Meeting	3/28/99; W, 18-4
Last Pitt Win	Same
Last Providence Win	2/28/99; 5-3
Current Streak	W1

April 4, 1996	H	L, 8-6 (12)	0-1
April 6, 1997	A	L, 6-5	0-2
April 6, 1997	A	W, 6-4	1-2
March 28, 1998	A	L, 4-1	1-3
March 28, 1998	A	L, 12-2	1-4
March 29, 1998	A	L, 9-6	1-5
May 15, 1999	H	W, 7-5	2-5
May 15, 1999	H	L, 6-4	2-6
May 16, 1999	H	L, 14-8	2-7
April 20, 2000	A	L, 7-0	2-8
April 20, 2000	A	L, 12-2	2-9
April 28, 2001	H	L, 4-0	2-10
April 28, 2001	H	W, 8-0	3-10
April 29, 2001	H	L, 6-0	3-11
April 20, 2002	A	L, 9-1	3-12
April 20, 2002	A	L, 13-2	3-13
April 21, 2002	A	W, 2-1	4-13

April 4, 2003	H	W, 5-4	5-13
April 4, 2003	H	L, 7-5	5-14
April 8, 2004	A	L, 4-0	5-15
April 8, 2004	A	L, 8-5	5-16
March 26, 2005	H	L, 5-3	5-17
March 26, 2005	H	L, 7-1	5-18
May 6, 2006	A	W, 12-11	6-18
May 6, 2006	A	L, 15-9	6-19
May 7, 2006	A	L, 10-5	6-20
May 11, 2007	H	L, 10-9 (10)	6-21
May 12, 2007	H	L, 5-2	6-22
May 13, 2007	H	W, 10-9 (10)	7-22
April 25, 2009	H	L, 14-10	7-23
April 25, 2009	H	W, 8-6	8-23
April 26, 2009	H	W, 12-8	9-23
April 1, 2010	A	L, 9-8	9-24
April 2, 2010	A	L, 6-1	9-25
April 3, 2010	A	W, 6-5	10-25
May 26, 2010	N	L, 9-5	10-26
April 21, 2011	H	W, 4-0	11-26
April 21, 2011	H	W, 3-0	12-26
April 23, 2011	H	W, 8-3	13-26
May 5, 2012	A	W, 5-2	14-26
May 5, 2012	A	L, 3-1	14-27
May 6, 2012	A	W, 4-3	15-27
April 20, 2013	H	W, 14-5	16-27
April 20, 2013	H	W, 9-4	17-27
April 21, 2013	H	W, 6-3	18-27

#### SACRED HEART

March 5, 2007	N	L, 7-0	0-1
March 6, 2007	N	W, 5-1	1-1
March 12, 2007	N	W, 9-1	2-1
March 6, 2012	N	L, 7-6	2-2
March 7, 2012	N	W, 5-4	3-2

#### SAINT LOUIS

Feb. 13, 2015	N	W, 18-1	1-0
---------------	---	---------	-----

#### SALEM

1946	L, 4-1	0-1
1946	W, 6-3	1-1
1949	W, 2-1	2-1
1949	L, 9-7	2-2

#### SETON HALL

Series	93 GP; Seton Hall Leads, 66-27
at Pitt	13-14
- at Charles L. Cost Field	6-0
at Seton Hall	10-26
Neutral Site	2-1
*location does not include games played from 1986-89	
Postseason Record	2-0
First Meeting	1985; L, 8-2
Last Meeting	2/24/18; L, 1-0
Last Seton Hall Win	Same
Last Pitt Win	5/24/13; 7-6 (13)
Current Streak	L1

1985	A	L, 8-2	0-1
1985	A	L, 7-6	0-2
1985	A	L, 11-2	0-3
1985	H	L, 11-2	0-4

# PITT BASEBALL HISTORY ALL-TIME SERIES RESULTS

1985	H	L, 8-4	0-5	March 24, 2005	H	L, 10-6	17-56	March 8, 1999	N	W, 11-0	2-0
1985	H	L, 10-4	0-6	March 17, 2006	A	W, 8-3	18-56	<b>ST. FRANCIS (NY)</b>			
1986		L, 15-1	0-7	March 18, 2006	A	L, 2-1	18-57	March 8, 1998	N	L, 5-3	0-1
1986		L, 7-3	0-8	March 19, 2006	A	W, 8-1	19-57	<b>ST. FRANCIS (PA)</b>			
1986		L, 15-4	0-9	May 17, 2007	H	W, 5-4 (11)	20-57	1953		W, 8-6	1-0
1986		L, 13-3	0-10	May 18, 2007	H	L, 9-1	20-58	1967		W, 5-3	2-0
1986		L, 7-3	0-11	May 19, 2007	H	L, 8-3	20-59	1967		W, 14-4	3-0
1986		W, 7-2	1-11	April 4, 2008	A	L, 1-0	20-60	1968		W, 5-3	4-0
1987		L, 12-3	1-12	April 5, 2008	A	L, 3-0	20-61	1971		W, 9-0 (F)	5-0
1987		L, 16-3	1-13	April 6, 2008	A	L, 15-5	20-62	1971		W, 9-0 (F)	6-0
1987		W, 11-8	2-13	April 17, 2009	H	W, 3-1	21-62	<b>ST. JOHN'S</b>			
1987		L, 27-9	2-14	April 18, 2009	H	W, 5-2	22-62	<b>Series</b>	69 GP; St. John's Leads, 47-22		
1987		L, 7-6	2-15	April 19, 2009	H	W, 5-4	23-62	<b>at Pitt</b>	14-18		
1987		L, 6-0	2-16	May 7, 2010	A	W, 5-2	24-62	<b>- at Charles L. Cost Field</b>	None		
1987		L, 13-2	2-17	May 8, 2010	A	W, 14-2	25-62	<b>at St. John's</b>	6-26		
1987		L, 18-6	2-18	May 8, 2010	A	L, 9-7	25-63	<b>Neutral Site</b>	2-2		
1988		L, 3-2	2-19	May 11, 2012	A	W, 7-4	26-63	<i>*location does not include games played in 1976</i>			
1988		L, 6-5	2-20	May 12, 2012	A	L, 4-1	26-64	<b>Postseason Record</b>	2-2		
1988		L, 8-5	2-21	May 12, 2012	A	L, 4-3	26-65	<b>First Meeting</b>	1976; L, 10-1		
1988		L, 8-7	2-22	May 24, 2013	N	W, 7-6 (12)	27-65	<b>Last Meeting</b>	5/22/13; W, 10-2		
1988		L, 16-5	2-23	Feb. 24, 2018	N	L, 1-0	27-66	<b>Last Pitt Win</b>	Same		
1988		L, 2-1	2-24	<b>SHENANDOAH</b>				<b>Last St. John's Win</b>	5/26/11; 6-4		
1989		L, 9-0	2-25	March 10, 1992	N	L, 2-1	0-1	<b>Current Streak</b>	W4		
1989		L, 9-6	2-26	<b>SIENA</b>				1976		L, 10-1	0-1
1989		L, 11-3	2-27	Feb. 24, 2017	N	W, 8-2	1-0	April 29, 1990	A	L, 6-1	0-2
1989		L, 5-2	2-28	Feb. 25, 2017	N	W, 6-4	2-0	April 29, 1990	A	W, 7-6	1-2
1989		L, 7-2	2-29	Feb. 25, 2017	N	W, 11-5	3-0	April 30, 1990	A	L, 14-3	1-3
1989		L, 15-2	2-30	<b>SIU-EDWARDSVILLE</b>				March 23, 1991	H	L, 17-2	1-4
March 24, 1990	A	L, 3-2 (8)	2-31	March 10, 2009	N	W, 6-0	1-0	March 23, 1991	H	L, 18-9	1-5
March 24, 1990	A	L, 12-0	2-32	April 29, 2017	H	L, 6-4	1-1	April 24, 1991	H	L, 16-7	1-6
March 25, 1990	A	L, 6-0	2-33	April 29, 2017	H	W, 7-6	2-1	March 28, 1992	A	L, 3-2 (8)	1-7
April 13, 1991	H	L, 16-3	2-34	April 30, 2017	H	W, 17-5	3-1	March 28, 1992	A	L, 4-3	1-8
April 13, 1991	H	L, 8-7	2-35	<b>SLIPPERY ROCK</b>				March 29, 1992	A	L, 7-4	1-9
April 11, 1992	A	L, 3-1	2-36	1960		W, 7-5	1-0	April 4, 1993	H	W, 4-2	2-9
April 11, 1992	A	L, 11-1	2-37	1961		L, 8-2	1-1	April 4, 1993	H	W, 2-0	3-9
April 12, 1992	A	L, 11-5	2-38	1961		L, 12-2	1-2	April 5, 1993	H	L, 10-1	3-10
April 18, 1993	H	W, 8-4	3-38	1963		W, 3-2	2-2	May 7, 1994	A	W, 10-6	4-10
April 18, 1993	H	W, 18-5	4-38	March 19, 1991	H	L, 15-11	2-3	May 7, 1994	A	L, 3-2	4-11
April 19, 1993	H	W, 10-6	5-38	March 19, 1995	H	W, 7-6	3-3	May 8, 1994	A	L, 9-0 (F)	4-12
April 23, 1994	A	L, 8-4	5-39	March 19, 1995	H	W, 12-2	4-3	April 1, 1995	H	W, 5-2	5-12
April 23, 1994	A	L, 8-3	5-40	March 16, 1996	H	W, 4-2	5-3	April 1, 1995	H	W, 11-4	6-12
April 24, 1994	A	W, 10-8	6-40	March 16, 1996	H	W, 2-1	6-3	April 2, 1995	H	W, 5-4	7-12
April 8, 1995	H	L, 11-2	6-41	<b>SOUTH CAROLINA</b>				March 30, 1996	H	L, 2-0	7-13
April 8, 1995	H	L, 13-1	6-42	1939		L, 10-7	0-1	March 30, 1996	H	W, 5-3	8-13
April 9, 1995	H	W, 12-5	7-42	1941		L, 12-3	0-2	March 31, 1996	H	L, 8-5	8-14
May 17, 1995	N	W, 11-10	8-42	<b>SOUTH FLORIDA</b>				April 19, 1997	A	L, 4-3	8-15
April 6, 1996	H	W, 12-5	9-42	2023	A	L, 2-1	0-1	April 19, 1997	A	L, 19-14	8-16
April 5, 1997	A	L, 11-0	9-43	<b>SOUTHERN ILLINOIS</b>				April 20, 1997	A	L, 14-5	8-17
April 5, 1997	A	L, 2-1	9-44	1966		L, 10-1	0-1	April 4, 1998	H	L, 2-0	8-18
May 3, 1998	H	L, 8-0	9-45	1966		L, 11-0	0-2	April 4, 1998	H	L, 7-4	8-19
May 3, 1998	H	W, 2-1	10-45	<b>ST. BONAVENTURE</b>				April 5, 1998	H	L, 11-3	8-20
May 4, 1998	H	W, 11-0	10-46	April 6, 1993	H	W, 9-7	1-0	April 17, 1999	A	L, 8-1	8-21
May 2, 1999	A	L, 8-5	10-47	April 19, 1994	A	W, 10-9 (10)	2-0	April 17, 1999	A	L, 3-1	8-22
May 2, 1999	A	L, 13-5	10-48	March 4, 1995	N	W, 10-1	3-0	April 18, 1999	A	L, 14-5	8-23
May 3, 1999	A	L, 13-9	10-49	March 7, 1997	N	W, 10-3	4-0	April 1, 2000	H	L, 7-2	8-24
April 22, 2000	A	L, 8-1	10-50	March 7, 2009	N	W, 12-8	5-0	April 1, 2000	H	L, 10-5	8-25
April 22, 2000	A	L, 6-5 (8)	10-51	<b>ST. CLOUD STATE</b>				April 2, 2000	H	W, 10-9 (12)	9-25
March 25, 2001	H	L, 7-2	10-52	March 5, 1998	N	W, 3-2	1-0	April 14, 2001	A	L, 10-9 (10)	9-26
March 25, 2001	H	L, 7-6	10-53					April 14, 2001	A	L, 5-2	9-27
April 14, 2002	A	L, 2-0	10-54					March 28, 2002	H	L, 13-6	9-28
April 14, 2002	A	W, 7-5	11-54					March 28, 2002	H	W, 12-8	10-28
March 22, 2003	H	W, 2-1	12-54					March 29, 2003	A	L, 4-1	10-29
March 22, 2003	H	W, 8-7	13-54					March 29, 2003	A	L, 7-1	10-30
March 23, 2003	H	L, 6-5	13-55					March 30, 2003	A	L, 8-3	10-31
May 8, 2004	A	W, 3-2	14-55								
May 8, 2004	A	W, 13-7	15-55								
May 9, 2004	A	W, 10-5	16-55								
March 24, 2005	H	W, 19-0	17-55								

## PITT BASEBALL HISTORY

### ALL-TIME SERIES RESULTS

May 22, 2004	H	W, 6-4	11-31
May 22, 2004	H	L, 6-5	11-32
May 23, 2004	H	L, 17-4	11-33
May 27, 2004	N	L, 4-2	11-34
April 3, 2005	A	L, 2-0	11-35
April 4, 2005	A	L, 3-2	11-36
April 4, 2005	A	L, 4-2	11-37
May 26, 2005	N	W, 4-1	12-37
April 8, 2006	H	L, 6-2	12-38
April 8, 2006	H	W, 3-2	13-38
April 9, 2006	H	L, 12-5	13-39
April 13, 2007	A	W, 10-9	14-39
April 14, 2007	A	L, 8-1	14-40
April 14, 2007	A	L, 15-1	14-41
April 18, 2008	H	W, 6-3	15-41
April 19, 2008	H	L, 7-4	15-42
April 20, 2008	H	L, 11-8	15-43
March 26, 2010	H	W, 4-1	16-43
March 27, 2010	H	W, 13-1	17-43
March 28, 2010	H	W, 5-3	18-43
May 6, 2011	A	L, 2-1	18-44
May 7, 2011	A	L, 7-0	18-45
May 8, 2011	A	L, 8-7	18-46
May 26, 2011	N	L, 6-4	18-47
March 22, 2013	A	W, 12-9	19-47
March 23, 2013	A	W, 14-2	20-47
March 24, 2013	A	W, 11-2	21-47
May 22, 2013	N	W, 10-2	22-47

#### ST. JOSEPH'S

1988		W, 6-3	1-0
March 4, 1990	N	L, 10-3	1-1
March 9, 1991	N	L, 13-9 (12)	1-2
March 7, 1993	N	W, 16-8	2-2
March 4, 1996	N	L, 9-3	2-3
March 8, 1997	N	W, 7-4	3-3
March 9, 1997	N	W, 10-7	4-3
March 9, 2006	N	W, 9-3	5-3
March 11, 2006	N	W, 14-2	6-3
March 7, 2007	N	W, 6-0	7-3
March 8, 2007	N	W, 13-6	8-3
March 9, 2009	N	W, 17-5	9-3
March 19, 2010	A	W, 14-1	10-3
Feb. 14, 2020	N	W, 14-8	11-3

#### ST. LOUIS

Feb. 17, 2018	N	L, 6-5	0-1
---------------	---	--------	-----

#### ST. PETER'S

March 6, 2018	N	W, 21-1	1-0
March 2, 2019	N	W, 17-7 (8)	2-0

#### ST. VINCENT

1949		W, 6-4	1-0
1949		L, 8-7	1-1
1950		W, 22-5	2-1
1955		W, 7-2	3-1
1957		W, 12-5	4-1
1957		W, 15-1	5-1
1960		W, 15-0	6-1
1961		W, 7-2	7-1
1965		L, 4-3	7-2
1966		W, 5-0	8-2
1983		W, 6-2	9-2

1983		W, 6-5	10-2
1985	H	W, 20-7	11-2

#### STETSON

1980	A	L, 11-3	0-1
1980	A	L, 21-2	0-2
1980	A	L, 4-0	0-3
March 13, 1994	N	L, 9-5	0-4
March 4, 2023	A	L, 6-5	0-5
March 5, 2023	A	W, 9-2	1-5

#### STEUBENVILLE

1970		W, 13-1	1-0
1970		W, 4-2	2-0
1971		W, 11-0	3-0
1971		W, 7-0	4-0
1972		W, 10-3	5-0
1972		W, 6-1	6-0
1973		W, 5-0	7-0
1973		W, 4-1	8-0

#### SUNY-FREDONIA

1984	H	W, 4-1	1-0
1984	H	W, 7-2	2-0
March 17, 1991	H	W, 20-10	3-0
March 17, 1991	H	W, 12-2	4-0

#### SYRACUSE

1955		L, 6-4	0-1
1958		L, 8-3	0-2
1958		W, 7-0	1-2
1959		W, 12-2	2-2
1959		W, 7-1	3-2
1962		L, 13-6	3-3
1962		W, 8-5	4-3
1963		W, 9-4	5-3
1963		W, 2-1	6-3
1964		L, 2-0	6-4
1964		L, 4-3	6-5
1965		W, 1-0 (10)	7-5
1965		W, 2-1	8-5
1967		W, 1-0	9-5
1967		L, 4-2	9-6
1968		W, 12-8	10-6
1968		W, 10-9	11-6
1970		W, 6-2	12-6
1970		L, 9-2	12-7
1972		W, 4-1	13-7
1972		L, 4-1	13-8

#### TEMPLE

1942		L, 15-9	0-1
1971		W, 8-3	1-1
1971		L, 5-0	1-2
1972		W, 7-4	2-2
1972		L, 4-2	2-3
1975		W, 8-5	3-3
1976	A	L, 4-2	3-4
1977		L, 7-2	3-5
1978		L, 23-5	3-6
March 23, 2004	N	W, 16-2	4-6
March 11, 2005	N	L, 2-1	4-7
March 12, 2005	N	W, 13-6	5-7
March 13, 2005	N	L, 5-3	5-8

March 21, 2010	A	W, 7-1	6-8
----------------	---	--------	-----

#### TENNESSEE

1968		W, 4-0	1-0
1986		L, 7-2	1-1

#### THIEL

1950		W, 6-1	1-0
1951		L, 7-6	1-1

#### THOMAS MOORE

March 4, 1996	N	W, 6-4	1-0
---------------	---	--------	-----

#### TOLEDO

Feb. 28, 2010	N	W, 11-3	1-0
March 7, 2010	N	L, 11-7	1-1
March 19, 2011	N	W, 5-4	2-1
March 15, 2013	H	W, 4-2	3-1
March 17, 2013	H	W, 9-5	4-1
Feb. 20, 2016	N	W, 7-2	5-1
Feb. 17, 2018	N	W, 17-3	6-1

#### TOWSON

1982	H	W, 21-9	1-0
March 29, 2013	H	W, 5-2	2-0
March 29, 2013	H	W, 2-1 (15)	3-0
March 30, 2013	H	W, 7-5	4-0

#### UCF

1987		L, 9-5	0-1
1987		L, 16-6	0-2
1987		L, 6-4	0-3
1988		L, 1-0	0-4
1988		L, 3-0	0-5
1989		L, 10-2	0-6
1989		L, 16-1	0-7
March 8, 1990	A	L, 14-2	0-8
March 7, 1991	N	L, 8-5	0-9
March 11, 2008	A	L, 8-2	0-10

#### UCLA

1968		W, 4-3	1-0
------	--	--------	-----

#### UC-RIVERSIDE

1968		L, 4-2	0-1
------	--	--------	-----

#### UMBC

March 15, 2009	N	W, 12-8	1-0
----------------	---	---------	-----

#### UM-EASTERN SHORE

Feb. 24, 2002	A	W, 8-1	1-0
Feb. 24, 2002	A	W, 11-0	2-0
Feb. 25, 2002	A	W, 15-0	3-0
Feb. 29, 2008	A	W, 25-3	4-0
March 2, 2008	A	W, 10-0	5-0
May 3, 2016	H	W, 9-1	6-0
May 4, 2016	H	L, 9-6	6-1
May 2, 2017	H	W, 9-4	7-1
May 3, 2017	H	W, 20-1	8-1
May 1, 2018	H	W, 15-3	9-1
May 2, 2018	H	W, 18-5	10-1
April 30, 2019	H	W, 11-10	11-1
May 1, 2019	H	W, 26-2	12-1

#### UNC ASHEVILLE

## PITT BASEBALL HISTORY

### ALL-TIME SERIES RESULTS

March 2, 2013 N L, 5-4 (10) 0-1

#### USC-UPSTATE

Feb. 22, 2014 A W, 5-2 1-0  
Feb. 21, 2015 A W, 10-4 2-0  
March 4, 2017 A L, 9-5 2-1  
March 4, 2017 A W, 3-1 3-1  
Feb. 24, 2018 A W, 3-1 4-1  
Feb. 23, 2019 A W, 6-3 5-1

#### USF

March 16, 2007 A L, 4-2 0-1  
March 17, 2007 A W, 5-2 1-1  
March 18, 2007 A L, 5-2 1-2  
May 22, 2007 N L, 2-1 1-3  
April 3, 2009 A L, 8-1 1-4  
April 4, 2009 A L, 13-5 1-5  
April 5, 2009 A L, 10-8 1-6  
May 20, 2009 N L, 12-2 1-7  
May 20, 2010 H W, 8-7 2-7  
May 21, 2010 H L, 7-3 2-8  
May 21, 2010 H L, 14-12 (10) 2-9  
May 19, 2011 A W, 6-5 3-9  
May 20, 2011 A L, 7-2 3-10  
May 21, 2011 A L, 4-3 3-11  
April 13, 2012 H W, 2-1 4-11  
April 14, 2012 H L, 6-5 4-12  
April 15, 2012 H L, 9-8 4-13  
May 24, 2012 N L, 12-5 4-14  
April 5, 2013 A L, 1-0 4-15  
April 6, 2013 A L, 7-6 4-16  
April 7, 2013 A L, 3-2 4-17  
March 10, 2020 A L, 12-8 4-18

#### VALPARAISO

March 2, 1997 N L, 6-4 0-1  
March 4, 1997 N W, 11-10 1-1

#### VANDERBILT

Feb. 23, 2007 A L, 4-3 0-1

#### VILLANOVA

**Series** 91 GP; Villanova Leads, 52-39  
**at Pitt** 26-9  
**- at Charles L. Cost Field** 6-0  
**at Villanova** 10-20  
**Neutral Site** 1-0  
*\*location does not include games played from 1986-89*  
**Postseason Record** None  
**First Meeting** 1985; L, 8-4  
**Last Meeting** 2/15/19; W, 7-2  
**Last Pitt Win** Same  
**Last Villanova Win** 5/4/08; 16-10  
**Current Streak** W10

1985 H L, 8-4 0-1  
1985 H W, 7-6 1-1  
1985 A W, 15-5 2-1  
1985 A W, 13-3 3-1  
1985 H L, 7-3 3-2  
1985 H W, 8-7 (10) 4-2  
1986 L, 6-5 4-3  
1986 L, 6-4 4-4  
1986 L, 3-2 4-5  
1986 L, 4-0 4-6  
1986 W, 6-2 5-6

1986 L, 7-6 5-7  
1987 W, 15-13 6-7  
1987 L, 18-4 6-8  
1987 L, 11-5 6-9  
1987 L, 11-5 6-10  
1987 L, 25-10 6-11  
1987 L, 10-5 6-12  
1988 L, 8-4 6-13  
1988 L, 10-3 6-14  
1988 L, 23-0 6-15  
1988 L, 4-3 6-16  
1988 L, 18-12 6-17  
1988 L, 6-4 6-18  
1988 L, 9-6 6-19  
1989 L, 16-2 6-20  
1989 L, 16-1 6-21  
1989 L, 8-3 6-22  
1989 L, 14-1 6-23  
1989 L, 10-3 6-24  
1989 L, 12-1 6-25  
1989 L, 4-3 6-26  
1989 L, 6-5 6-27  
1989 W, 10-8 7-27  
1989 L, 13-9 7-28  
1989 W, 4-3 8-28  
1989 W, 5-4 9-28  
1989 L, 10-9 9-29  
1989 L, 9-1 9-30  
1989 L, 13-10 9-31  
1989 L, 10-2 9-32  
1989 W, 3-2 10-32  
1989 W, 20-7 11-32  
1989 W, 10-3 12-33  
1989 L, 20-3 12-34  
1989 L, 12-9 12-35  
1989 L, 13-1 12-36  
1989 L, 9-8 (8) 12-37  
1989 L, 8-5 12-38  
1989 W, 6-0 13-38  
1989 L, 10-5 13-39  
1989 W, 8-7 14-39  
1989 W, 15-11 15-39  
1989 W, 5-4 (10) 16-39  
1989 L, 4-3 16-40  
1989 L, 4-2 16-41  
1989 L, 8-5 16-42  
1989 L, 5-1 16-43  
1989 L, 15-10 16-44  
1989 W, 8-4 17-44  
1989 L, 8-2 17-45  
1989 W, 5-1 18-45  
1989 W, 9-2 19-45  
1989 W, 7-1 20-45  
1989 W, 10-5 21-45  
1989 W, 14-2 22-45  
1989 W, 11-9 23-45  
1989 L, 8-5 23-46  
1989 W, 6-4 24-46  
1989 L, 9-8 (10) 24-47  
1989 W, 8-3 25-47  
1989 W, 9-5 26-47  
1989 L, 6-3 26-48  
1989 L, 6-3 26-49  
1989 W, 11-6 27-49  
1989 W, 8-7 28-49  
1989 W, 6-5 29-49  
1989 L, 4-3 29-50

May 3, 2008 A L, 8-4 29-51  
May 4, 2008 A L, 16-10 29-52  
April 16, 2010 A W, 8-3 30-52  
April 17, 2010 A W, 12-7 31-52  
April 18, 2010 A W, 5-3 32-52  
April 9, 2011 H W, 15-6 33-52  
April 9, 2011 H W, 9-5 34-52  
April 10, 2011 H W, 7-3 35-52  
May 10, 2013 H W, 4-3 36-52  
May 11, 2013 H W, 12-4 37-52  
May 11, 2013 H W, 10-2 38-52  
Feb. 15, 2019 N W, 7-2 39-52

#### VIRGINIA

**Series** 33 GP; Virginia Leads, 22-11  
**at Pitt** 5-7  
**- at Charles L. Cost Field** 5-7  
**at Virginia** 5-11  
**Neutral Site** 1-2  
**Postseason Record** n/a  
*\*location does not include games played in 1940, 1941, 1959, 1962 & 1966*  
**First Meeting** 1940; L, 19-5  
**Last Meeting** 4/16/22; L, 8-5  
**Last Virginia Win** Same  
**Last Pitt Win** 4/15/23; W, 6-4  
**Current Streak** L1

1940 L, 19-5 0-1  
1941 L, 6-5 0-2  
1959 L, 7-4 0-3  
1962 L, 4-2 0-4  
1966 W, 7-1 1-4  
1981 A L, 11-4 1-5  
April 4, 2014 H L, 4-0 1-6  
April 5, 2014 H W, 2-1 2-6  
April 6, 2014 H L, 3-0 2-7  
March 7, 2015 A W, 1-0 3-7  
March 7, 2015 A L, 2-1 3-8  
March 8, 2015 A L, 10-3 3-9  
April 30, 2016 H L, 5-1 3-10  
April 30, 2016 H L, 7-6 3-11  
May 1, 2016 H L, 9-1 3-12  
April 7, 2017 A L, 12-1 3-13  
April 8, 2017 A L, 5-2 3-14  
April 9, 2017 A L, 4-3 3-15  
March 30, 2018 H L, 10-7 3-16  
March 31, 2018 H W, 7-5 4-16  
April 1, 2018 H W, 4-1 5-16  
March 22, 2019 A L, 13-3 5-17  
March 23, 2019 A L, 7-5 5-18  
March 24, 2019 A L, 5-2 5-19  
March 20, 2021 A W, 2-1 6-19  
March 21, 2021 A W, 6-2 7-19  
March 22, 2021 A L, 10-4 7-20  
April 15, 2022 H W, 9-4 8-20  
April 16, 2022 H L, 18-0 8-21  
April 17, 2022 H W, 4-1 9-21  
April 14, 2023 A W, 7-5 10-21  
April 15, 2023 A W, 6-4 11-21  
April 16, 2023 A L, 8-5 11-22

#### VIRGINIA COMMONWEALTH

1981 A W, 7-4 1-0  
March 3, 2013 N L, 6-4 1-1  
Feb. 27, 2015 N L, 5-4 (12) 1-2  
Feb. 28, 2015 N W, 6-1 2-2  
Feb. 29, 2015 N L, 3-2 (10) 2-3

## PITT BASEBALL HISTORY

### ALL-TIME SERIES RESULTS

VIRGINIA MILITARY INSTITUTE		
1950	L, 10-8	0-1
1950	W, 24-2	1-1
1957	W, 8-3	2-1
1957	L, 11-9	2-2

VIRGINIA TECH		
Series	46 GP; Series Tied, 23-23	
at Pitt	13-10	
- at Charles L. Cost Field	8-7	
at Virginia Tech	9-8	
Neutral Site	1-4	
Postseason Record	n/a	
First Meeting	1980; L, 9-6	
Last Meeting	3/26/23; 5-4	
Last Pitt Win	Same	
Last Virginia Tech Win	3/25/23; 20-12	
Current Streak	W1	

1980	N	L, 9-6	0-1
1980	N	L, 12-9	0-2
March 10, 1994	N	W, 12-4	1-2
March 11, 1994	N	L, 7-4	1-3
May 12, 2001	H	W, 4-1	2-3
May 12, 2001	H	W, 4-1	3-3
May 13, 2001	H	L, 5-3	3-4
March 23, 2002	A	W, 10-7	4-4
March 23, 2002	A	W, 5-2	5-4
March 24, 2002	A	L, 8-5	5-5
May 10, 2003	H	L, 4-3	5-6
May 10, 2003	H	W, 14-13	6-6
May 11, 2003	H	W, 17-16	7-6
March 27, 2004	A	W, 3-0	8-6
March 27, 2004	A	W, 5-4	9-6
March 28, 2004	A	W, 12-11	10-6
Feb. 17, 2007	N	L, 7-3	10-7
Feb. 23, 2008	H	L, 7-3	10-8
Feb. 24, 2008	H	W, 12-8	11-8
March 14, 2014	A	L, 11-5	11-9
March 15, 2014	A	L, 11-10	11-10
March 15, 2014	A	L, 11-7	11-11
May 14, 2015	H	W, 7-0	12-11
May 15, 2015	H	W, 7-0	13-11
May 16, 2015	H	L, 13-7	13-12
April 15, 2016	A	L, 5-4	13-13
April 16, 2016	A	W, 6-5	14-13
April 17, 2016	A	W, 8-3	15-13
March 24, 2017	H	W, 9-5	16-13
March 25, 2017	H	W, 8-2	17-13
March 25, 2017	H	W, 3-2	18-13
March 9, 2018	A	L, 4-1	18-14
March 10, 2018	A	L, 3-1	18-15
March 11, 2018	A	W, 15-10	19-15
March 15, 2019	H	L, 11-4	19-16
March 16, 2019	H	L, 16-1	19-17
March 17, 2019	H	W, 1-0	20-17
March 26, 2021	H	L, 5-1	20-18
March 27, 2021	H	L, 8-4	20-19
March 28, 2021	H	L, 8-4	20-20
March 18, 2022	A	W, 4-3	21-20
March 19, 2022	A	L, 22-6	21-21
March 20, 2022	A	L, 7-1	21-22
March 24, 2023	H	W, 5-4	22-22

March 25, 2023	H	L, 20-12	22-23
March 26, 2023	H	W, 5-4	23-23

WAGNER			
March 11, 1992	N	L, 2-1	0-1
March 14, 1992	N	W, 5-3	1-1
March 11, 1993	N	W, 4-3	2-1
March 12, 1993	N	W, 8-1	3-1
March 7, 1998	N	L, 6-3	3-2
March 10, 1999	N	W, 12-3	4-2
March 6, 2005	N	W, 11-2	5-2

WAKE FOREST			
Series	17 GP; Wake Forest Leads, 12-5		
at Pitt	4-5		
- at Charles L. Cost Field	4-5		
at Wake Forest	1-5		
Neutral Site	0-1		
Postseason Record	0-1		
First Meeting	5/25/23; L 10-2		
Last Meeting	5/25/23; L 10-2		

*\*location does not include game played in 1940*

First Meeting	1940; L, 8-7		
Last Meeting	5/25/23; L 10-2 (ACC Tournament)		
Last Wake Forest Win	Same		
Last Pitt Win	4/21/23; W, 3-0		
Current Streak	L3		

1940		L, 8-7	0-1
April 10, 2015	H	W, 8-3	1-1
April 11, 2015	H	L, 12-4	1-2
April 12, 2015	H	W, 8-4	2-2
May 18, 2017	A	L, 7-4	2-3
May 19, 2017	A	W, 4-5	3-3
May 20, 2017	A	L, 14-4	3-4
April 12, 2019	H	W, 8-3	4-4
April 13, 2019	H	L, 20-8	4-5
April 13, 2019	H	L, 7-6	4-6
May 20, 2021	A	L, 6-1	4-7
May 21, 2021	A	L, 12-5	4-8
May 22, 2021	A	L, 10-2	4-9
April 21, 2023	H	W, 3-0	5-9
April 22, 2023	H	L, 23-4	5-10
April 23, 2023	H	L, 17-1	5-11
May 25, 2023	N	L, 10-2	5-12

WASHINGTON & JEFFERSON			
1948		W, 6-5	1-0
1948		W, 3-1	2-0
1949		W, 13-6	3-0
1949		W, 8-5	4-0
1950		W, 10-1	5-0
1954		W, 14-4	6-0
1955		W, 13-3	7-0
1962		W, 16-0	8-0

WAYNE STATE			
1959		W, 3-2	1-0
1965		W, 2-0	2-0
1965		W, 2-0	3-0

WAYNESBURG			
1949		W, 6-0	1-0
1949		W, 9-1	2-0

1950		W, 10-3	3-0
------	--	---------	-----

WEST LIBERTY			
March 26, 1991	H	L, 10-4	0-1
March 25, 1992	H	L, 11-0	0-2
March 25, 1992	H	W, 8-6	1-2
April 23, 1993	H	W, 8-5	2-2

WEST VIRGINIA	
Series	166 GP; West Virginia Leads, 91-75
at Pitt	21-20
- at Charles L. Cost Field	5-6
at West Virginia	16-27
Neutral Site	1-3
Postseason Record	n/a

*\*location does not include games played in 1986, 1988 & prior to 1979*

First Meeting	1939; W, 3-0	
Last Meeting	5/10/23; L, 9-8	
Last Pitt Win	3/30/22; 9-6	
Last West Virginia Win	5/10/23; L, 9-8	
Current Streak	L5	

1939		W, 3-0	1-0
1939		L, 10-7	1-1
1939		L, 9-5	1-2
1939		W, 10-7	2-2
1940		W, 7-3	3-2
1940		W, 7-2	4-2
1940		L, 10-9	4-3
1940		L, 11-3	4-4
1941		W, 10-4	5-4
1941		W, 7-5	6-4
1941		W, 5-3	7-4
1942		W, 12-8	8-4
1942		W, 6-4	9-4
1946		W, 3-1	10-4
1948		L, 11-4	10-5
1948		L, 4-3 (10)	10-6
1948		L, 4-2	10-7
1949		L, 18-2	10-8
1949		L, 11-9	10-9
1949		L, 7-4	10-10
1949		L, 6-4	10-11
1950		W, 7-4	11-11
1950		L, 16-9	11-12
1951		L, 7-0	11-13
1951		L, 12-7	11-14
1952		W, 6-5	12-14
1952		W, 5-2 (10)	13-14
1953		W, 7-1	14-14
1954		L, 4-3	14-15
1955		W, 3-1	15-15
1957		W, 3-2	16-15
1958		W, 3-2	17-15
1958		W, 6-5 (13)	18-15
1959		W, 6-3	19-15
1960		L, 7-6 (11)	19-16
1960		L, 2-0	19-17
1961		L, 6-0	19-18
1961		L, 11-4	19-19
1962		W, 2-0	20-19
1962		W, 4-3	21-19
1963		L, 7-4	21-20
1963		L, 6-4	21-21

## PITT BASEBALL HISTORY

### ALL-TIME SERIES RESULTS

1964	L, 1-0	21-22	April 1, 1998	A	L, 10-7	49-58
1964	L, 6-4	21-23	April 15, 1998	H	L, 9-8	49-59
1965	L, 5-2	21-24	April 19, 1998	A	W, 5-3	50-59
1965	W, 4-1	22-24	April 7, 1999	H	W, 3-2	51-59
1966	L, 1-0	22-25	April 14, 1999	A	W, 11-9	52-59
1966	L, 2-1	22-26	April 21, 1999	H	L, 4-0	52-60
1968	L, 4-0	22-27	April 10, 2000	A	L, 10-8	52-61
1968	W, 4-3	23-27	April 10, 2000	A	W, 3-2	53-61
1969	W, 6-0	24-27	March 31, 2001	H	L, 6-5	53-62
1970	L, 6-4	24-28	March 31, 2001	H	W, 3-2	54-62
1970	W, 7-4	25-28	April 1, 2001	H	L, 7-1	54-63
1970	W, 6-3	26-28	May 11, 2002	A	W, 12-9	55-63
1971	L, 7-0	26-29	May 11, 2002	A	L, 16-6	55-64
1971	L, 7-3	26-30	April 6, 2003	H	L, 10-8	55-65
1971	L, 6-5	26-31	April 6, 2003	H	W, 4-0	56-65
1971	W, 4-2	27-31	April 10, 2004	A	W 2-0	57-65
1972	L, 4-1	27-32	April 10, 2004	A	W, 7-2	58-65
1972	L, 3-1	27-33	April 30, 2005	H	W, 6-5	59-65
1973	L, 8-4	27-34	April 30, 2005	H	W, 11-0	60-65
1973	W, 3-2	28-34	May 1, 2005	H	W, 8-7	61-65
1975	W, 7-1	29-34	March 24, 2006	A	L, 8-4	61-66
1975	W, 4-2	30-34	March 25, 2006	A	L, 6-2	61-67
1975	L, 4-0	30-35	March 26, 2006	A	L, 13-4	61-68
1975	W, 7-6	31-35	March 20, 2008	A	L, 15-12	61-69
1976	L, 4-0	31-36	March 21, 2008	A	L, 12-6	61-70
1976	L, 13-4	31-37	March 22, 2008	A	L, 8-1	61-71
1977	W, 10-5	32-37	May 14, 2009	H	W, 9-1	62-71
1977	L, 13-4	32-38	May 15, 2009	H	W, 13-12	63-71
1977	W, 7-4	33-38	May 15, 2009	H	L, 16-4	63-72
1977	W, 6-5	34-38	May 21, 2009	N	L, 20-8	63-73
1978	W, 5-3	35-38	April 23, 2010	A	W, 13-9	64-73
1978	L, 7-6	35-39	April 24, 2010	A	W, 6-3	65-73
1978	L, 4-2	35-40	April 25, 2010	A	W, 24-9	66-73
1978	L, 8-0	35-41	May 13, 2011	H	W, 12-1	67-73
April 14, 1979	H	L, 9-5	May 14, 2011	H	W, 5-2	68-73
April 14, 1979	H	W, 2-1	May 15, 2011	H	W, 10-6	69-73
April 20, 1979	H	W, 3-2	April 20, 2012	A	L, 8-4	69-74
1980	H	W, 2-1	April 22, 2012	A	W, 14-5	70-74
1980	H	W, 2-0	April 22, 2012	A	L, 7-5	70-75
1981	A	L, 1-0	March 12, 2013	H	L, 8-7	70-76
1981	A	L, 4-2	April 30, 2013	A	W, 7-6	71-76
1981	H	W, 5-3	March 25, 2014	A	L, 6-3	71-77
1981	H	W, 4-3	April 1, 2014	H	L, 6-4	71-78
1982	H	L, 3-0	March 31, 2015	H	L, 4-1	71-79
1982	H	W, 4-0	May 12, 2015	A	W, 4-1	72-79
1982	A	L, 4-3	April 12, 2016	A	W, 4-1	73-79
1982	A	L, 8-5	May 17, 2016	H	L, 10-4	73-80
1986	W, 16-6	43-47	March 28, 2017	H	L, 8-4	73-81
1988	W, 9-8	44-47	May 16, 2017	A	L, 2-0	73-82
May 7, 1990	A	L, 6-4	April 11, 2018	A	L, 12-1	73-83
May 7, 1991	A	L, 2-1	April 3, 2019	A	L, 5-4	73-84
April 8, 1992	H	L, 5-0	May 14, 2019	N	L, 9-4	73-85
April 8, 1992	H	L, 10-2	April 6, 2021	H	W, 5-1	74-85
April 30, 1992	A	L, 14-8	May 5, 2021	A	L, 8-2	74-86
May 11, 1993	A	W, 12-5	March 30, 2022	H	W, 9-6	75-86
April 14, 1994	H	L, 10-8	April 20, 2022	H	L, 3-2	75-87
May 11, 1994	A	W, 13-6	May 10, 2022	A	L, 9-1	75-88
April 6, 1995	H	W, 15-4	April 19, 2023	N	L, 9-4	75-89
April 10, 1996	A	W, 3-1	May 3, 2023	A	L, 10-0	75-90
April 10, 1996	A	L, 12-11	May 10, 2023	H	L, 9-8	75-91
April 17, 1996	N	W, 3-1				
April 1, 1997	H	L, 9-0				
April 9, 1997	A	L, 8-4				
April 16, 1997	H	L, 14-11 (11)				

#### WEST VIRGINIA WESLEYAN

March 14, 1992	N	L, 9-8	0-1
----------------	---	--------	-----

#### WESTERN ILLINOIS

March 12, 1995	N	L, 7-4	0-1
----------------	---	--------	-----

#### WESTERN KENTUCKY

March 2, 2014	N	L, 3-2 (11)	0-1
---------------	---	-------------	-----

#### WESTERN MICHIGAN

May 7, 2019	H	W, 14-3	1-0
-------------	---	---------	-----

#### WESTMINSTER

1952		W, 12-4	1-0
1954		W, 11-6	2-0
1956		L, 15-8	2-1
1957		W, 16-3	3-1
1958		L, 6-4	3-2
1959		W, 6-5	4-2
1962		W, 6-2	5-2
1963		W, 6-5	6-2
1965		W, 11-3	7-2
1966		L, 2-1	7-3
1967		W, 1-0	8-3
1969		W, 5-2	9-3
1970		W, 6-2	10-3
1971		W, 5-1	11-3
1971		W, 4-0	12-3
1972		W, 6-1	13-3
1975		W, 7-6	14-3
1975		W, 9-6	15-3
1981	A	W, 6-5	16-3
1981	A	W, 16-1	17-3
1985	A	W, 22-8	18-3
1985	A	W, 16-8	19-3

#### WICHITA STATE

Feb. 15, 2013	A	W, 6-4	1-0
Feb. 16, 2013	A	W, 10-8	2-0
Feb. 17, 2013	A	W, 11-3	3-0

#### WILLIAM & MARY

1963		W, 24-3	1-0
1981	A	W, 13-2	2-0

#### WILLIAM PATTERSON

March 6, 1997	N	L, 6-5	0-1
---------------	---	--------	-----

#### WINTHROP

Feb. 20, 1999	A	L, 8-4	0-1
Feb. 20, 1999	A	L, 6-1	0-2
Feb. 21, 1999	A	L, 8-5	0-3

#### WINONA STATE

March 8, 1994	N	W, 5-3	1-0
---------------	---	--------	-----

#### WOFFORD

Feb. 19, 2010	A	W, 18-6	1-0
Feb. 20, 2010	A	W, 7-3	2-0
Feb. 21, 2010	A	L, 9-8	2-1
March 4, 2011	A	W, 11-5	3-1
March 6, 2011	A	L, 6-1	3-2
Feb. 24, 2012	A	W, 22-12	4-2
Feb. 25, 2012	A	L, 8-7	4-3
Feb. 26, 2012	A	W, 8-4	5-3
Feb. 23, 2013	A	W, 4-3	6-3
Feb. 24, 2013	A	L, 3-2 (7)	6-4

## PITT BASEBALL HISTORY

### ALL-TIME SERIES RESULTS

Feb. 24, 2013	A	W, 19-8	7-4
Feb. 20, 2015	A	L, 5-3	7-5
March 3, 201	A	L, 4-3	7-6

#### WOOSTER

March 8, 1992	N	L, 14-1	0-1
---------------	---	---------	-----

#### WRIGHT STATE

1983	N	L, 8-5	0-1
1983	N	L, 11-6	0-2
April 13, 1999	A	W, 8-1	1-2
May 4, 1999	H	W, 7-4	2-2
March 5, 2017	N	L, 3-1	2-3

#### XAVIER

March 8, 2012	N	W, 6-5	1-0
---------------	---	--------	-----

#### YORK COLLEGE

March 3, 1996	N	L, 2-1	0-1
---------------	---	--------	-----

#### YOUNGSTOWN STATE

Series	51 GP; Pitt Leads, 38-12-1
at Pitt	20-7-1
- at Charles L. Cost Field	10-4
at Youngstown State	12-5
Neutral Site	1-0
Postseason Record	n/a

*\*location does not include games played prior to 1991*

First Meeting	1986; W, 14-2
Last Meeting	4/10/22; L, 9-4
Last Pitt Win	4/4/23; W, 13-7
Last Youngstown State Win	4/10/22; L, 9-4
Current Streak	L1

1986		W, 14-2	1-0
1986		W, 10-3	2-0
1987		W, 10-3	3-0
1987		W, 7-3	4-0
1989		W, 5-4	5-0
May 4, 1992	H	L, 9-7	5-1
April 13, 1993	A	L, 9-3	5-2
April 12, 1994	H	L, 10-6	5-3
April 8, 1996	H	W, 3-1	6-3
April 8, 1996	H	T, 4-4 (11)	6-3-1
April 10, 1997	A	L, 7-4	6-4-1
April 7, 1998	H	W, 8-7	7-4-1
April 28, 1998	A	L, 3-0	7-5-1
May 6, 1999	H	W, 13-5	8-5-1
May 2, 2000	A	W, 3-2 (8)	9-5-1
May 3, 2000	A	W, 8-3	10-5-1
May 4, 2000	H	W, 9-3	11-5-1
April 5, 2001	H	W, 10-9	12-5-1
May 14, 2002	H	W, 4-1	13-5-1
April 2, 2003	A	W, 7-1	14-5-1
May 18, 2004	A	W, 10-3	15-5-1
May 18, 2005	H	W, 16-2	16-5-1
April 4, 2007	H	L, 7-5	16-6-1
March 17, 2009	A	W, 7-6	17-6-1
March 25, 2009	H	W, 7-4	18-6-1
March 17, 2010	H	W, 15-11	19-6-1
April 21, 2010	A	W, 21-12	20-6-1
March 19, 2011	N	W, 7-0	21-6-1
April 19, 2011	H	W, 7-2	22-6-1
April 4, 2012	H	W, 9-1	23-6-1
May 15, 2012	A	W, 5-0	24-6-1

March 9, 2013	H	W, 9-2	25-6-1
March 10, 2013	H	W, 16-1	26-6-1
April 9, 2013	A	W, 24-7	27-6-1
April 16, 2013	H	W, 11-9	28-6-1
March 18, 2014	H	W, 12-1	29-6-1
April 2, 2014	A	L, 7-6	29-7-1
March 25, 2015	A	W, 8-4	30-7-1
April 8, 2015	H	W, 12-1	31-7-1
April 20, 2016	A	W, 17-5	32-7-1
May 10, 2016	H	W, 5-3	33-7-1
May 10, 2017	H	W, 3-2 (10)	34-7-1
April 3, 2018	H	W, 9-5	35-7-1
March 13, 2019	H	L, 4-2	35-8-1
March 27, 2019	A	L, 3-2	35-9-1
April 16, 2019	H	W, 16-6	36-9-1
March 4, 2020	H	L, 7-5	36-10-1
March 16, 2022	H	L, 5-2	36-11-1
April 6, 2022	A	W, 9-1	37-11-1
April 4, 2023	A	W, 13-7	38-11-1
April 10, 2023	H	L, 9-4	38-12-1



# PITT BASEBALL HISTORY

## ALL-TIME ALPHABETICAL ROSTER

### A

Acal, Justin .....	2023
Ackerman, Eric .....	1999-2002
Adams, Jon .....	1981
Adlesic, Joe .....	1977
Agi, Murad .....	1994-95
Albert, Sean .....	1988-89
Albert, Tyler .....	2014
Aldenhoven, Rhys .....	2013-14
Alex, Andy .....	1962
Allen, Kurt .....	1992-94
Alman, Bill .....	1945
Alvarez, Danny .....	2018
Amos, Alex .....	2017-19
Anderson, C. ....	1961
Anderson, Jack .....	2022-2023
Anderson, Jordan .....	2020-22
Anderson, Steve .....	1982
<b>Andrade, Ryan .....</b>	<b>2024-Pres.</b>
Anthony, Philip .....	1994-95
Antonini, Andres .....	2019
Axler, Noah .....	1993

### B

Bach, Jarett .....	2020-21
Bache, Darryl .....	1982-85
Badke, B. ....	1950
Bailey, Keith .....	1991
Bair, Brendon .....	2022
Baker, Chad .....	2005-06
<b>Baker, Chris .....</b>	<b>2024-Pres.</b>
Baker, Corey .....	2008-11
Baker, Lefty .....	1941
Balazentis, Bob .....	1998
Balestrino, Joseph .....	1975
Baltzer, Dennis .....	1974
Banaszak, Ed .....	1972-73
Banman, Nick .....	2017-18
Barnes, Art .....	1946-49
Barnyak, Jeff .....	2001-05
Barr, Jeff .....	1969
Barto, Cameron .....	2020-2023
Barton, R. ....	1961-62
Bassage, Mike .....	2004-07
Bassett, Ron .....	1972-73
Bautista, Jonathan .....	2022-2023
Bayus, John .....	1991
Beahn, Rob .....	2002
Bean, Chris .....	1992-95
Beasock, Darren .....	1989
Beauvais, Andrew .....	2019
Behrend, Andy .....	1974-75
<b>Beimel, Nathan .....</b>	<b>2024-Pres.</b>
Beirne, Clayton .....	1994
Belfiglio, Andrew .....	2013-14
Bell, Bobby .....	2006-07
Bell, Cephus .....	1979
Bell, Michael .....	2003
Bellisario, Earl .....	1969-70
Bello, Rolando .....	2001-02
Berteotti, Jerry .....	1990-93

Berube, Marc .....	2015
Bianco, Marc .....	1976-80
Bianco, Matt .....	1988-90
Bianco, Michael .....	1974-77
Bianco, Val .....	1974-76
Biano, Mark .....	1980
Biehl, Charles .....	1945
Billick, Dick .....	1945
Bircher, Brian .....	2003-04
<b>Bischke, Tyler .....</b>	<b>2024-Pres.</b>
Bishop, Rick .....	1994
Bitonte, Randy .....	1984
Black, Ray .....	2009-11
Blauzdis, John .....	1974
Bloebaum, Adam .....	2020
Blue, Jimmy .....	2003-04
Blyshak, Dave .....	1964-65
Bodnar, Ed .....	1984
Bonasorte, Charles .....	1975
Bonelli, Ernie .....	1940-41
Bonidie, Michael .....	1986
Boriska, Arthur .....	1941
Bortnick, Art .....	1978
Bowers, Joel .....	1994
Boyle, Jim .....	1977-79
Brady, Jack .....	1940
Brannon, Ed .....	1979
Brant, Robert .....	2005-08
Brash, Bill .....	1990
Brent, Larry .....	1950-51
Breymer, Ricky .....	2008-09
Brickner, Bob .....	1969
Britt, Charis .....	2000-01
Brodzinski, Mike .....	2002
Brown, Bart .....	1939
Brown, Bill .....	1997-98
Brown, Cliff .....	1968-70
Brown, T. ....	1962
Brown, Travis .....	1997
Brownsten, Cory .....	2009-10
Brueckel, Lee .....	1965
Brush, John .....	1986-87
Bryan, Nash .....	2023
Bucuren, Gary .....	2007-08
Burger, Joe .....	2000-03
Burke, Roger .....	1988-89
<b>Burroughs, Keeton .....</b>	<b>2024-Pres.</b>
Bush, Albert .....	1939-41
Butch, Alfred .....	1939
Butler, Shaun .....	2005-06
Button, Seth .....	2006-07
Buzzi, John .....	1986
Byrne, P. ....	1960-61

### C

Calder, Deryl .....	1946-50
Calvo, Blair .....	2017-18
Camacho, Christian .....	2019
Campbell, Ryan .....	2015
Canterna, Oland .....	1948-49
Campbell, Tedde .....	1994-95
<b>Candelario, Erubiel .....</b>	<b>2023-Pres.</b>

<b>Cantwell, Luke .....</b>	<b>2024-Pres.</b>
Caparelli, Guy .....	1970-73
Cappas, Chris .....	2018-21
Caravella, Alex .....	2010-13
Caraway, Doug .....	1999-2000
Carlisle, John .....	1962
Carpenetti, Duke .....	1988-91
Carr, Ken .....	1978
Carra, Larry .....	1961-62
Carroll, John .....	1986-87
Carter, Joe .....	1995-96
Casey, P. ....	1946-47
Cashman, Tom .....	2003-04
Cecere, Ralph .....	1990-92
Cerminaro, Rob .....	1992
Chada, Alex .....	1995
Chaikin, Bryan .....	1997
Chambers, Doug .....	1964-65
Chamness, Eric .....	2005-06
Chentouf, Yasin .....	2016-18
Chester, David .....	2010-11
Chir, John .....	1972-74
<b>Chillot, Gavin .....</b>	<b>2024-Pres.</b>
Chobany, Mike .....	1981
Chrisman, Brian .....	2008
Christman, Greg .....	1991-93
<b>Ciencimino, Joey .....</b>	<b>2024-Pres.</b>
Ciavarella, Harry .....	1997-2000
Cicatello, Justin .....	2005-06
Cioff, J. ....	1961-62
Cioffi, Chris .....	1988-90
Citron, Jack .....	1945
Clagett, Sean .....	1983
Clark, Justin .....	2020
Claus, Michael .....	1986-89
Cline, David .....	2003-06
Cobb, T. ....	1960
Coble, Harrison .....	2022
Cohen, Allan .....	1945
Colamarino, Brant .....	2000-02
Colangelo, Pete .....	1959-60
Colcombe, Tom .....	2020-21
<b>Coleman, Aidan .....</b>	<b>2024-Pres.</b>
Collett, Josh .....	2021
Condeelis, Rich .....	2015
Conley, Sean .....	2005-08
Connolly, E. ....	1946
Connolly, J. ....	1948
Conti, Jason .....	1994-96
Consolaro, Vic .....	1945
Conti, Bob .....	1960
Cooke, Ken .....	1967-68
Cope, W. ....	1951
Copeland, Ben .....	2003-05
Corcoran, Billy .....	2019-22
Cornwell, Adam .....	2017
Cosgrove, Jim .....	1981-84
Coughenour, Jory .....	1997-2000
Craska, Frank .....	1983-86
Crawley, Craig .....	1993-94
Crist, Dave .....	1976-79
Crowley, Sam .....	1993-97
Culpo, Gus .....	2016

## PITT BASEBALL HISTORY

### ALL-TIME ALPHABETICAL ROSTER

Cunningham, George .....	1940-41
Curtis, Ed .....	1992-94
Curits, Luke .....	2011-14
Cuthbert, Bob .....	1960-62

## D

Danielczyk, Jon .....	2010-14
David, Sammy .....	1946-47
Davidson, Wayne .....	1983
DeBernardis, Jon .....	1994-95
DeCello, Dave .....	1978-79
Defabio, Anthony .....	2011-12
Deiley, Richard .....	1986-87
<b>Dell, Richie .....</b>	<b>2024-Pres.</b>
Delsignore, Chris .....	1997-99
DeMeo, P.J. ....	2014-17
<b>Demi, Kyle .....</b>	<b>2022-Pres.</b>
Derr, Bill .....	1992-96
DeSantis, Matt .....	2004
DeStout, Dan .....	1976-77
Devereux, Brady .....	2019-2023
Devereaux, Rick .....	2011-12
Devey, D. ....	1950-53
Devine, Jimmy .....	2013
Devlin, Ryan .....	2004
Dian, Adam .....	2014
DiBagno, Ric .....	1976
DiBucci, Ken .....	1982-85
Dickinson, Steve .....	1996-99
Diehle, Doug .....	1976
Dindak, John .....	1978
DiSaia, Tony .....	1976-79
Ditka, Mike .....	1958-60
Domanick, Kirk .....	1990-92
Donovan, Bill .....	1972
Dooley, Kevin .....	2008-11
Dorst, Dave .....	1968
Douglas, Michael .....	2011-12
Dragani, Ben .....	2022
Drobniewski, Lefty .....	1940
Droll, Will .....	2022-2023
Duda, Joe .....	1979-82
Duderstadt, Jay .....	1986-87
Duff, Sky .....	2019-2023
Dugan, James .....	1939
Duggan, Zach .....	2007-11
Dukevick, Walt .....	1978-80
Dunford, Ryan .....	2006-09
Dunmyer, Jack .....	1974-76
Duskocy, Dana .....	1997
Dwdak, John .....	1976
Dzubak, E. ....	1951

## E

Edgar, Harry .....	1973-74
Egen, Jim .....	1940
Ehrat, Austin .....	2011
Elborne, Tom .....	1982
Ellex, Lucas .....	2010-11
Emery, Milt .....	1953
Emge, Matt .....	2014-15

Engel, Joe .....	2001-03
Etsell, Scott .....	1994
Evangelista, Nick .....	2003-04
<b>Evans, Logan .....</b>	<b>2022-Pres.</b>
Everett, Snuffy .....	1985

## F

Fairbrother, Ryan .....	2009-10
Falace, Sam .....	2023
Falk, Josh .....	2016-17
Falvo, Mark .....	1977
Fanelli, Neal .....	1978-79
Farquharson, Jerome .....	1997
Farris, Charles .....	1975
Fassio, Virg .....	1945-47
<b>Faulcon, Kayden .....</b>	<b>2024-Pres.</b>
Fausnaught, Don .....	1984-86
Fedoris, Andy .....	1972
Fedoris, Mike .....	1970-73
Feirstein, Paul .....	1986
Fenoglietto, R. ....	1978-81
Ferguson, David .....	2021-22
<b>Fernandez, Matthew .....</b>	<b>2023-Pres.</b>
Filek, Rudy .....	1953
Finrock, J. ....	1950
<b>Firoved, Ethan .....</b>	<b>2023-Pres.</b>
Fisher, B. ....	1962
Fisher, Ed .....	1942-43
Fisher, Erik .....	1991
Fitzpatrick, Mike .....	1979-82
<b>Fogel, Justin .....</b>	<b>2024-Pres.</b>
Foley, Kevin .....	1998
Foliart, Robert .....	1939-40
Folmar, Scott .....	2000-03
Ford, Daniel .....	2005
Ford, Tim .....	1989
<b>Fox, Phil .....</b>	<b>2024-Pres.</b>
Frabasillo, Jordan .....	2014-15
Franko, J. ....	1950
Franks, Brock .....	2021-22
Fredland, John .....	1969-70
Freidman, Eli .....	2004-05
Freidman, Robert .....	1981-82
Freure, RJ .....	2017-18
Frontino, Samuel .....	2020-21
<b>Funk, C.J. ....</b>	<b>2021-Pres.</b>
Funkhouser .....	1939
Furman, Dan .....	2014-17

## G

Galle, Fred .....	1982-85
Gallew, Sean .....	1999
Gallick, Chris .....	1996-98
Gallo, Frank .....	1945
Garbee, Tyler .....	2016-17
Garda, Marty .....	1982-83
Gardo, Dan .....	2007
Garvey, Robert .....	1994-97
Gavran, Rich .....	1984-86
Geiger, Bob .....	1940
Gennock, J. ....	1948
George, Trevor .....	1994-95

Gerber, Brian .....	2018
Giamarusti, Nick .....	2022
Giarusso, J. ....	1962
Gibson, Chuck, .....	1950-51
Gilbertson, Matt .....	2020-22
Gissendanner, Darrell .....	1979-82
Glass, Sam .....	1968-69
Goelz, Frank .....	1939-41
Goettler, Jamie .....	1992-94
Goldberg, George .....	1945-48
Gomez, Christopher .....	2017-21
Gonzalez, Danny .....	1993-94
Goodell, Frank .....	1940
Gornati, T.J. ....	2000-04
Gralewski, Tim .....	1988-90
<b>Grau, Turner .....</b>	<b>2024-Pres.</b>
Griffith, Alex .....	2016-17
Grigaliunas, Steve .....	1991-92
Grgurich, T. ....	1961
Groesch, Joe .....	1972-75
Grubb, Glenn .....	1940
Guadagnino, Guy .....	1940-41
Guerriero, Greg .....	1990
Guckert, E. ....	1950-51
Gustine, Frank .....	1968-70
Guth, Christopher .....	1998
Guthrie, L. ....	1960-61

## H

Hacke, Tom .....	1982
Hackett, Jeff .....	1986-88
Haines, Chip .....	1988-89
Haluska, Ed .....	1939-40
Halvonik, Joe .....	1945
Hammer, Daniel .....	2017-19
Hanawalt, Bob .....	1990-93
Hansen, Stephen .....	2021
Happ, Christopher .....	1999-2000
Hardy, J. ....	1960
Harner, Chris .....	2008-10
Harnett, Bruce .....	1976
Harris, Albie .....	1969
Harris, Hobie .....	2014-15
Harris, Jeff .....	1993
Hartman, Darren .....	1982-84
Hartman, George .....	1939-40
Harvey, Joseph .....	2011-14
Hay, John .....	2004-05
Heckert, Brett .....	2023
Henne, Bryan .....	1990-93
Henriksen, Kevin .....	2016-19
Henry, Hugh .....	2008-09
Hergenroder, Paul .....	1968-69
Herley, John .....	1999
Herlihy, John .....	1996
Hershman, Howard .....	1939
Hess, Kyle .....	2019-2023
Hetzler, Doug .....	1989
Hightower, Edmond .....	1979-80
Herr, Jordan .....	2007-08
Hess, Eric .....	2012-15
Hill, Bennette .....	2013
Hipsky, Joe .....	1999

## PITT BASEBALL HISTORY

### ALL-TIME ALPHABETICAL ROSTER

Hiser, P.J.	2003-04
Hoffman, Steve	1988-89
Hogan, Jack	2018-19
Holbrook, Allen	1939-41
Holcomb, Zach	2020
Hollis, Roy	1951-53
Hood, Nathan	2009-10
Hoopes, David	1998-99
Hoppa, Jason	1995-96
Hoppock, Grant	2020
Horew, Tom	1982-85
Howard, Melvin	1975-76
Howe, Glenn	1981-84
Howie, Ron	1969-70
Hudee, Rudy	1949-50
Hughes, Eddie	1939
Hughes, Snuffy	1940
Hulett, Bryce	2020-22
Hull, Bill	1969
<b>Hummel, Will</b>	<b>2024-Pres.</b>
Hundstad, Richard	1974-76
Hustava, Ken	1982-84

## I

Iannazzo, Matt	2009-12
Icardi, Aldo	1941
Ignatzak, F.	1961
Iritti, Fred	1990-92
Irvin, Matt	1998-2001
Isaac, Mike	1997
Ismaili, Lucas	2021

## J

Jackson, Doug	1988-90
Jacobs, George	1940-42
Jacobsen, Brian	2003
Jacobson, M.	1950
Janicki, Ron	1998
Jehling, Robert	1991
Jelic, Chris	1984-85
Jenner, Scott	1980
Johnson, Andy	1939-41
Johnson, Brad	2011
Johnson, Buck	1946
Johnson, Kevin	2012
Johnson, Matt	2014-16
Johnson, Martang	1993
Johnston, Ben	1998
Jones, Edgar	1940-41
Jory, Jerry	1973-74
Joyce, Corey	2000-01
Joyce, John P.	1974
Junker, Bill	1992-93

## K

Kahn, Bill	1945
Kaiser, Bill	1945
Kammermeier, Lou	2000-01
Kaminski, Frank	1995
Kane, H.	1962
Kartsonas, Alex	1985-86
Kartsonas, Nick	1960
Katchur, Erik	1999-2000
Katz, Larry	1940-41

Kaye, David	2008-11
Keiper, Edward	1939-40
Kelley, David	1993
Kelly, Ed	1972-73
Kelly, Jeff	2010-13
Kemmerer, Russ	1950
<b>Kendro, Jake</b>	<b>2024-Pres.</b>
Kennedy, Don	1973-77
Kennedy, Tyler	2022
Kessler, Edward	1975-76
Ketterer, K.	1960
Kielb, Joe	1944
Kielty, Morgan	2006-09
Kienzl, Steve	1966-67
Kirilloff, David	1989
Kirwan, William	2018-19
Klapak, Zach	2019
Klein, Joe	1940
Kleindl, David	1986
Klick, Richard	1997-98
Kline, Jim	1946
Kline, Rich	1978-81
Knauff, Josh	1999-2001
Knox, Kevin	1996-97
Knuth, Ben	2007
Kochka, Paul	1980
Kohl, Bob	1968-70
Koller, Donnie	1977-80
Konieczny, Philip	2008-11
Konuszewski, Quin	2022-2023
Kopp, Chris	1998
Koschak, John	1982-83
<b>Kovel, Ben</b>	<b>2024-Pres.</b>
Kowalczyk, Alex	2015-16
Kramer, Kevin	1993-96
Krane, Charles	1939-40
Krause, Aaron	1981-84
Kremer, Don	1988-90
Kubicek, Steve	1995-98
Kulina, Kaylor	2017
Kun, L.	1960
Kuss, Andrew	2004-05
Kutney, Nolan	2023
Kuzio, J.	1946
Kwasniewski, Lance	1992-93
Kyle, Bob	1953

## L

LaBenne, Joe	1995
LaCava, Tony	1982-83
Lachowicz, Allen	1980-81
Lacovara, Andrew	2009
Laidig, Gary	1968
Lamanti, Gregg	1985-88
Lamberger, Dave	1982
Lambert, Luke	2022-2023
LaMonde, Larry	1979-81
Landis, Kyle	2005-07
Laningham, F.	1960
Lardo, A.J.	2013-14
Lardo, Al	1992-93
<b>LaSala, Anthony</b>	<b>2023-Pres.</b>
Lawler, Rob	2006-07
Lawry, Ed	1939
Lazer, Ed	1984
Lazeski, Kevin	1997-2000
Leblanc, Charles	2015-16

Leitera, Jim	1985-86
Leitholf, Kurt	1976-78
Lenhart, Darrin	1998-2001
Leonard, Joe	2008-10
Leonardi, J.R.	2010-14
Leonheart, Eric	1986
Lepkowski, R.	1953
Lepor, Mike	2007
Lester, Dylan	2020-22
Levins, Tatem	2022
Levish, Denny	1973-74
Lewis, Blair	2016
Lewis, Bobby	1950-51
Liberatore, Collin	2016-17
<b>Lill, Gavin</b>	<b>2023-Pres.</b>
Lipari, Billy	2013
Little, Denny	1990-91
Little, Harry	1953
Litzinger, Matt	2006-09
Livingston, Robert	1970-72
Lloyd, Joseph	2005
Lobaugh, Scott	1996-97
Lohman, Brian	1985-88
Lomond, P.	1950-53
Long, Bill	1983
Long, Casey	2003
Long III, Johnny	2022-2023
Lopez, Danny	2007-10
Lotito, Luca	2019
Lovener, Bob	1945
Lovett, Walter	1939
Lowe, George	1950-51
Lowman, Rich	1985-88
Lozar, John	1945
Lubrani, Russell	1989-90
Lucchini, Robert	1945-48
Luciow, Mike	1978-81
Luckette, Adam	2001-05
Luther, Robert	1973
Lydic, Joe	1999-2000

## M

Macha, Ken	1970-72
Macierowski, Jay	1976
Mack, Rich	1968
Macke, Pete	2012-13
MacLaren, Cole	2018-19
Mahalik, Chris	1978-81
Mahony, Chris	2000-01
Majestic, Gary	1976-77
Maldonado, Frank	2014-18
Maldonado, Lucas	2018-19
Malic, F.	1960
Mallett, H.	1961
Malloy, Edward	1969
Malloy, Bob	1941
Manerino, A.	1946
Marciante, Tony	2004
Marco, Christopher	1991
Marcus, Jon	1984-85
Marhefka, W.	1951
Martha, David	1974
Martha, P.	1962
Martin, Scott	1973-74
Martinez, Carlos	2023
Martinez, Noah	2023
Martorelli, Pete	1972-75

## PITT BASEBALL HISTORY

### ALL-TIME ALPHABETICAL ROSTER

Mascaro, Aaron	1999-2001
Maser, R.	1960
Massa, Ernie	1990-92
Massa, Marc	1979-81
Matich, G.	1948
Matthews, Don	1945
Mattson, Isaac	2015-17
Matulevic, J.	1960-61
Mauker, Richard	1939
Mayer, Jimmy	2003-06
Mayer, Stu	1979
Maystrovich, M.	1950
Mazurek, Fred	1963-65
McAloon, Tim	1982-83
McAllister, Jawan	2015-16
McCain, Joe	1968-69
McCann, James	1939
McCamment, Keegan	2005
McCarthy, R.J.	1995
McClellan, Pat	1970
McCrum, Jordan	2021
McCullough, James	1941-42
McCullough, J.	1948
McGill, R.	1961
McGough, Dennis	1969
McGuire, J.	1950
McHugh, Joe	2015-16
McKee, Bill	1942-44
McKennitt, C.J.	2020-22
McKenzie, George	1968
McKnight, Scott	1994
McManus, Michael	2018
McNelly, Ralph	1990-92
McRoberts, T.	1953
Meade, Chad	1997
Mears, H.	1960
Medich, George	1967-70
Megale, Michael	2005
Mehalovich, Mark	1996-97
<b>Melendez, Jayden</b>	<b>2023-Pres.</b>
Mellor, Josh	1995-96
Melucci, Lou	1996-99
Mench, Howard	1968
Mendez, JC	2019
Mercurio, Frank	2009-10
Merigliano, Dom	1988
Mergiliano, Frank	1986-88
Mersiglio, Clyde	1945
Mersing, Sam	2014-17
Messiano, Charles	1978-80
Metlin, Sol	1939
Mhalik, C.	1981
Michael, Shawn	1994
Milanovich, Sam	1940
Mildren, Ethan	2011-13
Miles, Dave	1973-75
Miller, Bob	1993-95
Miller, Jack	1974
Miller, Keaton	2014
Miller, Michael	1974-76
Miller, Mike	1982-83
Miller, Ryan	2022
Miller, Tom	1972
Milligan, G.	1953

Mincarelli, Frank	1969-70
Minsinger, Jerry	1973-75
Miranca, Mike	1990
Mitchell, G.	1950-51
Mitchell, Josh	2014-17
Mitchell, Mike	1940
Moclaka, Paul	1979
Monroe, Richard	1972-74
Montefusco, Nick	2014
Montgomery, Jeff	1992-95
Moore, David	2019-20
Moran, Tim	1981
Morell, Clayton	2015-16
Morrison, Jim	1994-95
Morton, Mike	1982
Moskiewicz, Bryce	2019
<b>Mosley, Kyle</b>	<b>2023-Pres.</b>
Mrochko, Gregg	1992-95
Muckle, Ken	1977
Muldowney, Billy	2005-06
Muldowney, Brian	2006-08
Mullins, Nick	2007-08
Murphy, Pat	1950-51
Murray, Andy	1939
Murray, Joe	1983-85
Murse, Jeff	1995-96
Muse, Rich	1970
Musial, Jeff	1976
Muzeka, Mike	2003-05
Myers, Bill	1940
Myers, Bob	1982-84
Myers, Dave	1940
Myers, Mitch	2020-21

## N

Nania, Don	1976-78
Nardozi, Paul	2004-07
Navarro, Kris	2018-19
Negrych, Jim	2004-06
Nelson, Steven	1995
Nessler, AJ	2023
New, R.	1960
Niccols, Mike	1969-72
Niemela, Olli	1951-53
Nochols, Phil	1969-70
Nowicki, Ed	1983-85
Novosel, Luke	2011-13
Nystrom, Lynn	1974-75

## O

O'Farrell, Bryce	2018-19
O'Grodnick, Ron	1969-70
O'Leary, T.J.	1987-89
Obras, Bill	1979-80
Oehlberg, Michael	2002-03
Oles, Alex	2006
Oliver, Jason	1997-99
Orpneck, Rich	1968-69
O'Rourke, D.	1946
Osborn, Bill	1986-88
Oswald, Evan	2010-13
<b>Oswald, Zack</b>	<b>2023-Pres.</b>
Overbeek, Josh	2022

## P

Pade, E.	1951-53
Padilla, Ramon	2021
Pagan, T.J.	2017-18
Pager, John	1945
Pahoulis, Manoli	2009-10
Palandro, Phil	1983-85
Pall, L.	1950
Papciak, Brad	1999-2002
Papst, Chris	2000-03
Pardini, Harry	1971-73
Pardini, Joe	1983-84
Parente, Sam	2012-13
Parise, Peter	2004-07
Parnell, Nick	2014-15
Parry, Caleb	2014-18
<b>Partridge, Ryan</b>	<b>2024-Pres.</b>
Pastin, Jim	1978-81
Patry, Ron	1973
Paul, Greg	1998-2001
Pavlovic, Steve	1950-51
Pazos, Manny	2014-17
Peluso, John	2012-13
Perella, Jim	1970
Perry, Connor	2018-19
Pfister, Dan	2009-10
<b>Phelps, Holden</b>	<b>2023-Pres.</b>
Phinney, Jackson	2021
Picciano, Marc	1991
Pidich, Matt	2014-18
Pierce, George	1945
<b>Pisacreta, Sebastian</b>	<b>2024-Pres.</b>
Pitney, B.	1961
Pokrzywinski, Mike	1999-2001
Pommerschein, Red	1939-40
Ponzi, Paul	1988
Poole, Brad	1995
Popa, Alan	1986-87
<b>Popa, Dom</b>	<b>2021-Pres.</b>
Popa, Nico	2017-21
Popovich, Milan	1972-75
<b>Porter, Matt</b>	<b>2024-Pres.</b>
Pouliot, Chris	2020-21
Powell, Grant	2020
Proctor, Sam	2015
Ptacek, Charles	1940
Pugh, Jextln	2015-16
Pyle, Wyne	1969

## Q

Qualk, Les	1974-77
Quarantillo, Paul	1971-73

## R

Raffa, Len	1972
Rager, Mark	2003
Rago, S.	1951-53
Railing, Tony	2001-02
Rakaczewski, Jason	1996

# PITT BASEBALL HISTORY

## ALL-TIME ALPHABETICAL ROSTER

Rakers, Jason	1992
Randisi, Chris	1994
Rau, Steve	1991-92
Razzano, T.	1948
Rea, Brad	1999-2002
Reale, Eric	1980-83
Reber, Jim	1944-45
Reed, Nate	2007-09
<b>Reed, Ryan</b>	<b>2023-Pres.</b>
Reeder, D.	1961
Reese, Brad	1990-93
Reese, C.	1953
Reesman, Peyton	2017-18
Reinhart, Roy	1945
Rellis, W.	1951
Renck, Matt	2015
Reppert, Ray	1945
Reppert, Ray	1969
Rhoads, Scott	1995
Rhoten, Don	2001-05
Rhoten, Mike	2003
Ricciuti, Al	1961-62
Richardson, Robert	1993-94
Ripepi, Drew	2023
Risacher III, Joe	1982-83
Richards, Tex	1946
Ripp, Milton	1939-40
Roach, Neil	1986
Roche, Casey	2011-14
Rodgers, Dennis	2000-01
Rodriguez, Renan	2014
Rohrbach, Mike	1995-96
Rojtas, Ron	1991
Roman, David	1991
Ronan, Mason	2019-20
Roperti, Tony	1977-79
Rosefield, R.	1948
Rosen, Scott	1991-93
Rosing, Eric	1995-98
Ross, J.	1950-51
Rossi, Anthony	2005-08
Rossi, Jeremy	2000
Rossman, Bernard	1975-76
Rosta, N.	1951
Roth, Jason	1991-93
<b>Rudisill, Bryce</b>	<b>2024-Pres.</b>
Ruscello, Brian	2003
Russell, Bob	1950-53
Ryan, Tom	1985-86
Ryan, Jr., Gregory	2019
Rybczak, Alex	2003-04
Rykaceski, Stuart	1999-2003

## S

Sabino, Liam	2017-18
Sachianich, Duane	1980
Sadowski, Ed	1970
Sakanich, Duane	1977-80
Samarkos, Nico	2018-21
Sandefur, Aaron	2015-16
Sanberg, Eric	1986
Santangelo, Grant	2020
Sauer, Fred	1965
Sawyer, Corey	2021
Scala, Dave	1983-86
Scales, Chuckie	1986-87

Scalzo, Joe	1951-53
Scanzano, Mike	2003-04
Schaich, Rich	1986-87
Scheiding, Phil	1939
Scherb, Max	1945
Schildecker, Bill	1939
Schmidt, G.	1948
Schmidtke, Bill	1970
Schoeppner, George	1959
Schnur, Des	1988-91
Schnurbusch, Aaron	2015-16
Schubert, Brendan	2006
Schultz, John	1996-99
Schultz, John	2008-11
Schultz, Scott	1998-2002
Schultz, Todd	2002-03
Schwadrow, Tim	1979-83
Schweinbraten, E.	1946-48
Scott, H.	1948
Secoli, Frank	1985
Sedon, Chris	2009
Seebacher, Tom	1982-85
Seneca, Paul	1972-74
Shaffer, Brian	1993-94
Shaffer, Robert	1994-97
Shamot, Bill	1971-74
Shanafelt, Don	1953
Shannon, Dick	1953
Shannon, Mike	1984-86
Shantz, Tyler	1994-95
Shapiro, S.	1950-51
Shaw, Brett	1997
Shelinsky, Jr., Steven	2010-14
Sherbondy, Billy	1988-91
Sherman, Ron	2015-16
Shields, Jason	1995
Shoemaker, Matt	1999-2000
Shultz, John	2008
Shuster, Keith	1983-86
Shutterfly, Ralph	1960-62
Siegle, Don	1972-75
Sillup, Patrick	1999
Simmons, Dylan	2023
Simpson, Jim	1940
Simpson, John	1972
Sisto, Guy	1996
Skinner, Dan	1976-77
Skokowski, Matt	1993-96
Slain, Danny	1971-74
Slattery, Ryan	2023
Smith, Chase	2018-21
Smith, Josh	2008-09
Smith, Kevan	2009-11
Smith, Tom	1968
Smodic, Daniel	1975-78
Smodic, Jack	1946-50
Snyder, Ben	2015
Snyder, John	1939
Snyder, J.	1948-49
Snyder, Ken	1968-69
Sofran, Jeff	1996-98
<b>Sokol, Jack</b>	<b>2023-Pres.</b>
Solomon, John	1981-82
Solonicke, Bob	1969-71
Soto, Elvin	2012-13
Soto, Kris	2019
Spamer, Bryan	2001-04

Spearman, Zion	2020
Speck, Ted	1979
<b>Spiegel, Josh</b>	<b>2024-Pres.</b>
Spiggelmeyer, Brian	1997
Spotts, Vince	1990-91
<b>St. Antoine, Jonah</b>	<b>2024-Pres.</b>
Stafford, Charles	1998
Stanky, Eddie	1953
Starrett, D.	1953
Steiner, Doug	1981-83
Stennett, Matt	1984-86
Stevens, Jeff	2005-06
Stevens, Mark	1977-80
Stevenson, Kent	1969
Stevenson, Scott	1970
Stickel, Tom	1968
Stitch, Dennis	1981-83
Stock, Don	1967
Stokes, Greg	1998
Stokes, Terry	1970-71
Straloski, Ed	1939-41
Strish, Ken	1992-94
Stuart, Baron	2022
Sturtevant, Caleb	2023
Sucre, Edgar	2004-07
Sucre, Ron	2010-13
Suder, Pete	1960-61
Sufrin, Scott	1972-75
Summers, Hayden	2022
Suspansic, Ron	1962
Supura, M.	1961-62
Susi, John	1977
Sweet, P.	1950
Swavely, Adam	2000-01
Sylanski, Albert	1970-73
Sylvis, Jim	1961-62

## T

Tarabek, Matt	2021
Tavarez, Tommy	2022-2023
Taylor, Cole	2008-11
Terzich, Dennis	1989-92
Thomas, Matt	2007-08
Tick, Bob	1979
Toboz, Dennis	1970-93
Tokarczyk, Matt	2004-05
Tonte, Chris	2008-09
Toole, Sean	2010-11
Travisano, Matt	2023
Trees, Bill	1968-69
Tremont, Charles	1945
Treola, Joe	1939-40
Trimbur, Greg	1990-91
Troppman, Dan	2000-01
Troy, Gus	1939
Trymbiski, Brian	2007-09
Tyler, Josh	1992-94

## U

Uptergraf, Howard	1939-41
-------------------	---------

## V

Vaiksner, Andy	1940
----------------	------

## PITT BASEBALL HISTORY

### ALL-TIME ALPHABETICAL ROSTER

Vaiksner, John .....	1941-42
Varshine, Stephen .....	1997-98
Vasey, Donnie .....	1995
Vazquez, Boo .....	2012-15
Veenia, Bill .....	1945
Vera, Nick .....	2020
Verrastro, Dominic.....	2021-22
Vicari, Aaron .....	1998-99
Vickroy, Steve .....	1999-2000
Vincent, Mickey .....	1989-93
Vollmar, Carl .....	1992-96
Vranka, Stephen .....	2011-14
Vucci, Blane .....	1990-91

### W


Walker, Mason.....	2020
Walsh, Pat .....	1992-93
Warnek, W. ....	1951-53
Warner, Chris .....	2006-09
Wash, Riley .....	2020-21
Washington Jr., Ron.....	2018-22
Wasiecko, John .....	1946-48
Wasielewski, Mark .....	1985-86
Waugh, Matt .....	1991
<b>Winkleblech, Austyn .....</b>	<b>2024-Pres.</b>
Weaver, Jon .....	1988-89
Webb, Brad .....	2001-04
Webster, Allen .....	1975-76
Wehler, Jeffrey.....	2022
Welty, Dave .....	1966-68
Wermuth, Rick .....	1968-69
West, Derek .....	2016-19
Westwood, Dave .....	1985-89
Westwood, Paul .....	1982-85
Wetzal, Barry .....	1962-65
Whitmore, Travis .....	2010-11
Wilk, Joseph .....	1941-42
Williams, Andre .....	2000-03
Williams, Dan .....	2005-08
Williams, David .....	1941-42
Williamson, Drew .....	1961-62
Wilmoth, Chris .....	2003
Wilson, Billy .....	1997
Wilson, Derik .....	2011-12
Wilson, Keith .....	1990
Wilt, Tanner .....	2012-13
Wingertsahn, Denny .....	1967-68
Wirth, Dick .....	1960
Witkowski, Allen .....	1976
Wittengail, Al .....	1945
Wittgartner, Chris .....	1990-91
Wolfson, Erik .....	1991
Wolsonovich, Dylan .....	2012-14
Womelsdorf, Kurt .....	1992-96
Wood, Mike .....	2007-08
Workman, Jason .....	1996-97
Wotherspoon, Matt .....	2011-14
Wrangel, Garrett.....	2015-16
Wright, Jacob .....	2015-17
Wylie, Findlay .....	1977

### Y

Yakopec, Dave .....	2012-13
Yanchus, E. ....	1946
Yanni, David .....	2016-21
Yarnall, Nick .....	2014-16
Yedlicka, J. ....	1962
Yuskas, Rich .....	1990-91

### Z

Zambriczki, Mike .....	2001-05
Zanicopolous, G. ....	1960
Zdarko, Timothy .....	1975
Zeuch, T.J. ....	2014-16
Zientarski, Zach.....	2017
Zigarella, F. ....	1950
Zingle, Max .....	2006-07
<b>Zuckerman, Ryan .....</b>	<b>2024-Pres.</b>



# PITT BASEBALL HISTORY

## ALL-TIME NUMERICAL ROSTER

### 1

Rob Lawler .....	2006
Morgan Kielty .....	2007-09
Manoli Pahoulis .....	2010
Michael Douglas .....	2011-12
Nico Popa .....	2017-21
Tommy Tavaraz .....	2022-2023
<b>Tyler Bischke .....</b>	<b>2024-Pres.</b>

### 2

Jerry Berteotti .....	1990-93
Donnie Vasey .....	1995
David Hoopes .....	1998-88
Alex Rybczak .....	2003-04
Justin Cicatello .....	2005
Brian Muldowney .....	2006-08
Gary Bucuren .....	2008
John Schultz .....	2010-11
Dylan Wolsonovich .....	2012-14
P.J. DeMeo .....	2015-17
Kris Navarro .....	2019
Samuel Frontino .....	2020-21
Jeffrey Wehler .....	2022
Justin Acal .....	2023
<b>Keeton Burroughs .....</b>	<b>2024-Pres.</b>

### 3

Roger Burke .....	1989
Ralph McNelly .....	1991-92
Danny Gonzalez .....	1993-94
Mark Mehalovich .....	1996-97
Richard Klick .....	1998
Brad Papciak .....	1999-2002
Mike Scanzano .....	2003-04
Daniel Ford .....	2005
Nathan Hood .....	2009-10
Pete Macke .....	2012-13
Frank Maldonado .....	2014-18
<b>Sky Duff .....</b>	<b>2019-2023</b>

### 4

Mike Claus .....	1988-89 (missing 87-86)
Erik Fisher .....	1991
Ken Strish .....	1993-94
Chris Delsignore .....	1997-99
Dennis Rodgers .....	2000-01
Brian Jacobsen .....	2003
Jim Negrych .....	2004-06
Brian Trymbiski .....	2007-09
Ricky Breymer .....	2009
Ron Sucre .....	2010-13
Dan Furman .....	2014-17
Bryce O'Farrell .....	2018-19
Nico Samarkos .....	2020-21
Matt Travisano .....	2023
<b>Jake Kendro .....</b>	<b>2024-Pres.</b>

### 5

David Kirilloff .....	1989
Bil Brash .....	1990

Scott Etsell .....	1994
Ed Curtis .....	1993
Kevin Foley .....	1998
Joe Lydic .....	1999-2000
Bryan Spamer .....	2001-04
Michael Megale .....	2005
Sean Conley .....	2006-08
Cory Brownsten .....	2010
Evan Oswald .....	2011-13
Matt Johnson .....	2014-16
Kaylor Kulina .....	2017
Connor Perry .....	2018-19
Jordan Anderson .....	2020-22
<b>Austyn Winkleblech .....</b>	<b>2024-Pres.</b>

### 6

Bryan Henne .....	1990-93
Jason Conti .....	1994-96
Lou Melucci .....	1998-99
Scott Fulmar .....	2000-03
Jared Colliche .....	2004
Robert Brant .....	2005-08
Anthony Defabio .....	2011-12
Caleb Parry .....	2014-18
Chrisitan Camacho .....	2019
<b>Dom Popa .....</b>	<b>2021-Pres.</b>

### 7

Tyler Shantz .....	1995
Jason Workman .....	1997
John Schultz .....	1996
Aaron Mascaro .....	1999-2001
Brian Bircher .....	2003-04
Peter Parise .....	2005-07
Danny Lopez .....	2008-10
Elvin Soto .....	2012-13
Nick Montefusco .....	2014
Joe McHugh .....	2015-16
Danny Alvarez .....	2018

### 8

Fred Iriti .....	1990
Martang Johnson .....	1993
Joel Bowers .....	1994
Jim Morrison .....	1995
Steve Dickinson .....	1996-99
Dan Troppman .....	2000-01
Rob Beahn .....	2002
Chris Wilmoth .....	2003
Mike Zambriczki .....	2004-05
Edgar Sucre .....	2004-07
Corey Baker .....	2008-11
Eric Hess .....	2012-15
Brady Devereux .....	2019-2023
<b>C.J. Funk .....</b>	<b>2024-Pres.</b>

### 9

T.J. O'Leary .....	1988-89
Blane Vucci .....	1990-91
Pat Walsh .....	1992
Sam Crowley .....	1993-94
Rob Garvey .....	1995-97
Harry Ciavarella .....	1998, 2000

Erik Katchur .....	1999
Tony Railing .....	2001-02
Brian Ruscello .....	2003
Matt DeSantis .....	2004
Keegan McCammet .....	2005
Seth Button .....	2007
Zach Duggan .....	2009-11
John Peluso .....	2012-13
Keaton Miller .....	2014
Matt Renck .....	2015
Yasin Chentouf .....	2016-18
Mason Ronan .....	2019
Nolan Kutley .....	2023
<b>Jonah St. Antoine .....</b>	<b>2024-Pres.</b>

### 10

Kirk Domanick .....	1991-92
Scott Rhoads .....	1995
Mike Isaac .....	1997

### 11

Ralph McNelly .....	1990
Steve Grigallunas .....	1991
Chad Meade .....	1997
Bob Balazentis .....	1998
Brad Rea .....	1999-2002
Mike Muzeka .....	2003-05
Mike Lepor .....	2007
Anthony Rossi .....	2007-08
Chris Tonte .....	2009
Joe Leonard .....	2010
Matt Wotherspoon .....	2011-14
Jawan McAllister .....	2015-16
Liam Sabino .....	2017-18
David Moore .....	2019-20
Brock Franks .....	2021-22
Quin Konuszewski .....	2023
<b>Bryce Rudisill .....</b>	<b>2024-Pres.</b>

### 12

Keith Wilson .....	1990
Mickey Vincent .....	1989-91, 93
Joe LaBenne .....	1995
Lou Melucci .....	1996-97
Matt Irvin .....	1998-2001
Michael Bell .....	2003
Jimmy Mayer .....	2004-06
Gary Bucuren .....	2008
Brian Trymbiski .....	2009
Kevan Smith .....	2010-11
Hobie Harris .....	2014-15
Tyler Garbee .....	2016-17
Chase Smith .....	2018-21
<b>Caleb Sturtevant .....</b>	<b>2023-Pres.</b>

### 13

Steve Hoffman .....	1988-89
Brad Reese .....	1990-93
Jeff Sofran .....	1996-97
Ben Copeland .....	2003-05
Morgan Kielty .....	2006
Rob Lawler .....	2007
Frank Mercurio .....	2010
Luke Curtis .....	2011-14

## PITT BASEBALL HISTORY

### ALL-TIME NUMERICAL ROSTER

Jacob Wright .....	2015-17
Michael McManus .....	2018
Andres Antonini .....	2019
Corey Sawyer .....	2021
Nick Giamarusti .....	2022
Drew Ripepi .....	2023
<b>Justin Fogel .....</b>	<b>2024-Pres.</b>

#### 14

Greg Trimbur .....	1990-91
Kurt Womelsdorf .....	1992-96
Charles Stafford .....	1998
Christopher Happ .....	1999-2000
Don Rhoten .....	2001-05
Chris Warner .....	2006-09
Dan Pfister .....	2010
Joseph Harvey .....	2011-14
Charles Leblanc .....	2015-16
Alex Amos .....	2017-19
Jackson Phinney .....	2021
Tatem Levins .....	2022
Carlos Martinez .....	2023
<b>Ryan Zuckerman .....</b>	<b>2024-Pres.</b>

#### 15

David Westwood .....	1985
Mike Miranca .....	1990
Keith Bailey .....	1991
Chris Kopp .....	1998
Joe Hipsky .....	1999
Joe Engel .....	2001-03
Peter Parise .....	2004
Kyle Landis .....	2005-07
Hugh Henry .....	2008
Ray Black .....	2009-11
Renan Rodriguez .....	2014
Alex Kowalczyk .....	2015-16
Bryce Hulett .....	2020-22
<b>Ethan Firoved .....</b>	<b>2023-Pres.</b>

#### 16

Ralph Cecere .....	1990-92
Eric Rosing .....	1995-98
Steve Vickroy .....	1999-2000
T.J. Gornati .....	2001-06
Brendan Schubert .....	2006
Kevin Dooley .....	2008-11
Jordano Frabasillo .....	2014-15
David Yanni .....	2015
<b>Anthony LaSala .....</b>	<b>2023-Pres.</b>

#### 17

Chris Wittgartner .....	19910
Kevin Lazeski .....	1998-2000
Jeff Barnyak .....	2001-05
Justin Cicatello .....	2006
Dan Gardo .....	2007
Dan Pfister .....	2009
Travis Whitmore .....	2010-11

Tanner Wilt .....	2012-13
Alex Griffith .....	2016-17
Chris Cappas .....	2018-21
Josh Overbeek .....	2022
<b>Kyle Mosley .....</b>	<b>2023-Pres.</b>

#### 18

Roger Burke .....	1988
Carl Frenchik .....	1989-90
John Bayus .....	1991
Kurt Allen .....	1992-94
Joe Carter .....	1995-96
Bill Brown .....	1998
Doug Caraway .....	1999-2000
David Wagner .....	2004
Mike Zambriczi .....	2001-03
Jeff Stevens .....	2005-06
Ben Knuth .....	2007
Chris Tonte .....	2008
Ryan Fairbrother .....	2009
Steven Shelinsky, Jr. ....	2010-14
Ron Sherman .....	2015-16
Dan Hammer .....	2017-19
Matt Tarabek .....	2021
Johnny Long III .....	2022-203
<b>Sebastian Pisacreta .....</b>	<b>2024-Pres.</b>

#### 19

Vince Spotts .....	1990-91
Scott Rosen .....	1992-93
Rob Shaffer .....	1994-95
Harry Ciavarella .....	1997, 1999
Mike Porzywinski .....	2000-01
Tom Cashman .....	2003-04
Billy Muldowney .....	2005-06
Zach Duggan .....	2007-08
Matt Iannazzo .....	2009
Lucas Ellex .....	2010-11
Sam Parente .....	2012-13
Sam Mersing .....	2014-17
Bryce Moskiewicz .....	2019
Lucas Ismaili .....	2021
Luke Lambert .....	2022-2023
<b>Gavin Chillot .....</b>	<b>2024-Pres.</b>

#### 20

Doug Jackson .....	1988-90
Erik Wolfson .....	1991
Bill Junker .....	1992-93
Philip Anthony .....	19954
Brian Spigelmyer .....	1997
Greg Paul .....	1998-2000
Jimmy Blue .....	2003-04
John Hay .....	2005
Matt Litzinger .....	2006-08
Andrew Lacovara .....	2009
Philip Konieczny .....	2010-11
Kevin Johnson .....	2012
Billy Lipari .....	2013

Matt Emge .....	2014
Aaron Schnurbusch .....	2015-16
Blair Calvo .....	2017-18
Zach Klapak .....	2019
Cameron Barto .....	2020-2023

#### 21

Darren Beasock .....	1989
Ernie Massa .....	1990-92
Pat Walsh .....	1993
Ed Curtis .....	1994
Sam Crowley .....	1995-97
Josh Knauff .....	1999-2001
P.J. Hiser .....	2003-04
Shaun Butler .....	2005-06
Nick Mullins .....	2007-08
Matt Litzinger .....	2009
Chris Harner .....	2010
Stephen Vranka .....	2011-14
Sam Proctor .....	2015
Kyle Hess .....	2019-2023
<b>Turner Grau .....</b>	<b>2024-Pres.</b>

#### 22

Chris Cioffi .....	1988-90
Fred Iriti .....	1991-92
Josh Mellor .....	1995-96
Charis Britt .....	2000-01
Dan Williams .....	2006-08
Cole Taylor .....	2009-11
Dave Yakopec .....	2012-13
Nick Parnell .....	2014-15
Josh Falk .....	2016-17
Kris Navarro .....	2018
<b>Mike Bell .....</b>	<b>2019-Pres.</b>

#### 23

David Westwood .....	1988-89
Kirk Domanick .....	1990
Steve Rau .....	1991-92
Jason Oliver .....	1998-99
Stuart Rykaceski .....	2000-03
Matt Iannazzo .....	2010-12
Bennette Hill .....	2013
Ron Washington, Jr. ....	2018-22
Noah Martinez .....	2023
<b>Chris Baker .....</b>	<b>2024-Pres.</b>

#### 24

Billy Sherbondy .....	1988-91
Al Lardo .....	1992-93
Shawn Michael .....	1994
Frank Kaminski .....	1995
Stephen Varshine .....	1997-98
Mike Gonda .....	1999-2000
Chris Papst .....	2001-03
Ryan Devlin .....	2004
Anthony Rossi .....	2005-06
Jordan Herr .....	2007-08
Kevan Smith .....	2009

# PITT BASEBALL HISTORY

## ALL-TIME NUMERICAL ROSTER

David Chester .....	2010-11
Boo Vazquez .....	2012-15
Jextin Pugh .....	2015-16
David Yanni .....	2016-21
Ben Dragani .....	2022
Dylan Simmons .....	2023
<b>Ryan Partridge .....</b>	<b>2024-Pres.</b>

25

Sean Alber .....	1988-89
Don Kremer .....	1990
Scott Rosen .....	1991
Greg Christman .....	1992-93
Jason Shields .....	1995
John Schultz .....	1998-99
Chris Papst .....	2000

26

Duke Carpenetti .....	1989-91
Jeff Montgomery .....	1992
Jeff Sofran .....	1998
Shawn Gallew .....	1999
Corey Joyce .....	2000-01
Brant Colamarino .....	2002
Casey Long .....	2003
Eli Friedman .....	2004-05
Chad Baker .....	2006
Ben Snyder .....	2015
Gregory Ryan, Jr. ....	2019
Ramon Padilla .....	2021
Baron Stuart .....	2022
<b>Will Hummel .....</b>	<b>2024-Pres.</b>

27

Tim Gralewski .....	1988
Russell Lubrani .....	1989-90
Rich Yuskas .....	1991
Steve Grigallunas .....	1992
David Kelley .....	1993
Jason Hoppa .....	1995-96
Bill Wilson .....	1997
Scott Schultz .....	1998-2002
David Cline .....	2003-06
Mike Wood .....	2007-08
Ryan Fairbrother .....	2010
Derik Wilson .....	2011-12
Andrew Belfiglio .....	2013-14
Marc Berube .....	2015
Clayton Morell .....	2015-16
Zach Zientarski .....	2017
Mitch Myers .....	2020-21
Hayden Summers .....	2022
Zack Oswald .....	2023
<b>Matt Porter .....</b>	<b>2024-Pres.</b>

28

Des Schnur .....	1988-91
Ken Strish .....	1992
Craig Crawley .....	1993-94
Adam Swavely .....	2000-01
Todd Schultz .....	2002-03
Eric Chamness .....	2005-06
Brian Chrisman .....	2008
Manoli Pahoulis .....	2009

Peyton Reeseaman .....	2017-18
Luca Lotito .....	2019
Jordan McCrum .....	2021
Brendon Bair .....	2022
Sam Falace .....	2023
<b>Phil Fox .....</b>	<b>2024-Pres.</b>

29

Greg Guerriero .....	1990
Matt Waugh .....	1991
Lance Kwasniewski .....	1992-93
Carl Vollmar .....	1994-96
Andre Williams .....	2000-03
John Hay .....	2004
David Kaye .....	2008-11
Jimmy Devine .....	2013
Adam Dian .....	2014
Garrett Wrabel .....	2015-16
Nick Banman .....	2017-18
Chris Pouliot .....	2020-21
Jonathan Bautista .....	2022-2023
<b>Ryan Andrade .....</b>	<b>2024-Pres.</b>

30

Tim Ford .....	1989
Ron Rojtas .....	1991
Gregg Mrochko .....	1992-95
Chris Gallick .....	1996-97
Joe Jordano .....	1998-18
Tyler Kennedy .....	2022
<b>Matthew Fernandez .....</b>	<b>2023-Pres.</b>

31

Tim Gralewski .....	1989-90
Jory Coughenour .....	1998-2000
Rolando Bello .....	2001-02
Jim Mayer .....	2003
Mike Bassage .....	2004
Dan Williams .....	2005
Max Zingle .....	2006-07
Josh Smith .....	2008
J.R. Leonardi .....	2010-14
Isaac Mattson .....	2015-17
Nico Samarkos .....	2018-19
Stephen Hansen .....	2021
<b>Kyle Demi .....</b>	<b>2022-Pres.</b>

32

Chip Haines .....	1988-89
Denny Terzich .....	1990-91
Ed Curtis .....	1992
Kevin Kramer .....	1993-96
Jason Oliver .....	1997
Eric Ackerman .....	2000-02
Nick Evangelista .....	2003-04
Mike Bassage .....	2005-07
Alex Caravella .....	2010-13
Tyler Albert .....	2014
Collin Liberatore .....	2016-17
Billy Corcoran .....	2019-22
<b>Erubiel Candelario .....</b>	<b>2023-Pres.</b>

33

Doug Hetzler .....	1989
Rich Yuskas .....	1990
David Roman .....	1991
Jason Rakers .....	1992
Matt Skokowski .....	1994-96
Mike Porzywinski .....	1999
Mike Rhoten .....	2003
Andrew Kuss .....	2004-05
Alex Oles .....	2006
Danny Lopez .....	2007
Nate Reed .....	2008-09
Jeff Kelly .....	2010-13
Nick Yarnall .....	2014-16
RJ Freure .....	2017-18
Kris Soto .....	2019
Riley Wash .....	2020-21
Jack Anderson .....	2022-2023
<b>Luke Cantwell .....</b>	<b>2024-Pres.</b>

34

Matt Bianco .....	1988-90
Denny Terzich .....	1992
Darrin Lenhart .....	1998-2001
Paul Nardozzi .....	2004-07
Cole Taylor .....	2008
Josh Smith .....	2009
Rick Devereaux .....	2011-12
T.J. Zeuch .....	2014-16
Chris Gomez .....	2017-21
Will Droll .....	2022-2023
<b>Kayden Faulcon .....</b>	<b>2024-Pres.</b>

35

Denny Little .....	1990-91
Denny Terzich .....	1989
Murad Agi .....	1994-95
Steve Kubicek .....	1998
Richard Klick .....	19987
Matt Shoemaker .....	2000
Mark Rager .....	2003
Chris Harner .....	2008-09
Evan Oswald .....	2010
Matt Pidich .....	2014
Aaron Sandefur .....	2015-16
Jack Hogan .....	2018
Tom Colcombe .....	2020-21
Harrison Coble .....	2022
<b>Jayden Melendez .....</b>	<b>2023-Pres.</b>

36

Jon Weaver .....	1988-89
Bob Hanawalt .....	1990-92
Christopher Guth .....	1998
Matt Shoemaker .....	1999
Rick Alexander .....	2000
Brad Webb .....	2001-04
Chris Sedon .....	2009
Dylan Lester .....	2020-22
Nash Bryan .....	2023
<b>Cameron Grindle .....</b>	<b>2024-Pres.</b>

## PITT BASEBALL HISTORY ALL-TIME NUMERICAL ROSTER

37

Rob Jehling.....	1991
Rob Cerninaro.....	1992
Bob Miller.....	1993-95
Rob Shaffer.....	1996-97
Rhys Aldenhoven.....	2013-14
Rich Condeelis.....	2015

38

Duke Carpenetti.....	1989
Marc Picciano.....	1991
Jeff Montgomery.....	1994
Carl Vollmar.....	1992-93
Ben Johnston.....	1998
Steve Kubicek.....	1995
Patrick Sillup.....	1999
Brant Colamarino.....	2000-01
Michael Oehlberg.....	2002-03
Chad Baker.....	2005
C.J. McKennitt.....	2020-22
<b>Holden Phelps.....</b>	<b>2023-Pres.</b>

39

Don Kremer.....	1988-89
Jason Roth.....	1991-93
Chris Randisi.....	1994
Brad Poole.....	1995
Lou Kammermeir.....	2000-01
Joseph Lloyd.....	2005
Cory Brownsten.....	2009
C.J. Funk.....	2021-2023
<b>Richie Dell.....</b>	<b>2024-Pres.</b>

40

Chris Wittgartner.....	1991
Chris Mahony.....	2000-01
Matt Tokarczyk.....	2004-05
Philip Konieczny.....	2008-09
Ethan Mildren.....	2011-13
Josh Mitchell.....	2014-17
William Kirwan.....	2018
<b>Ryan Reed.....</b>	<b>2023-Pres.</b>

41

Greg Christman.....	1991
Josh Tyler.....	1992-94
Jeff Murse.....	1995-96
Travis Brown.....	1997
Aaron Vicari.....	1998
Joe Burger.....	2000-03
Tony Marciante.....	2004
Stuart Rykaceski.....	1999
Sean Conley.....	2005
Bobby Bell.....	2006-07
John Schultz.....	2008-09
Casey Roche.....	2011-14
Matt Pidich.....	2015-18
Jarett Bach.....	2020-21

42

Jeff Harris.....	1993
Scott Lobaugh.....	1996-97
Jeremy Rossi.....	2000
Edgar Sucre.....	2004-05
Ryan Dunford.....	2006-10
Luke Novosel.....	2011-13
P.J. DeMeo.....	2014
Blair Lewis.....	2016
Adam Cornwell.....	2017
Lucas Maldonado.....	2019

43

Chris Bean.....	1992-95
Dana Duskocy.....	1997
Jason Workman.....	1996
Hugh Henry.....	2009
Brad Johnson.....	2011
Manny Pazos.....	2014-17
Cole MacLaren.....	2018
Josh Collett.....	2021
Ryan Miller.....	2022
<b>Jack Sokol.....</b>	<b>2023-Pres.</b>

44

Jamie Goettler.....	1992-94
Philip Anthony.....	1995
John Herlihy.....	1996
Chris Gallick.....	1998
Aaron Vicari.....	1999
Erik Katchur.....	2000
Adam Luckette.....	2001-05
Seth Button.....	2006
Nate Reed.....	2007
Ricky Breymer.....	2008
Frank Mercurio.....	2009
Sean Toole.....	2010-11
A.J. Lardo.....	2013-14
Matt Emge.....	2015
TJ Pagan.....	2017-18
AJ Nessler.....	2023
<b>Aidan Coleman.....</b>	<b>2024-Pres.</b>

45

Bill Derr.....	1992-96
Greg Stokes.....	1998
John Herley.....	1999
Joe Leonard.....	2008-09
Jon Danielczyk.....	2010-14
Ryan Campbell.....	2015
Gus Culp.....	2016
JC Mendez.....	2019
Matt Gilbertson.....	2020-22
Brett Heckert.....	2023
<b>Ben Kovel.....</b>	<b>2024-Pres.</b>

46

Jason Rakaczewski.....	1996
Bryan Chaikin.....	1997
Derek West.....	2016
Quin Konuszewski.....	2022

47

Tedde Campbell.....	1994-95
Matt Skokowski.....	1993
Kevin Lazeski.....	1997
<b>Gavin Lill.....</b>	<b>2023-Pres.</b>

48

Bob Hanawalt.....	1993
John DeBernardis.....	1994-95
Guy Sisto.....	1996
Ron Janicki.....	1998
Jory Coughenour.....	1997
Eric Ackerman.....	1999
T.J. Gornati.....	2000
Kevin Henriksen.....	2016-19
David Ferguson.....	2021-22
Ryan Slattery.....	2023
<b>Nathan Beimel.....</b>	<b>2024-Pres.</b>

49

Brian Shaffer.....	1993-94
R.J. McCarthy.....	1995
Brett Shaw.....	1997
Dominic Verrastro.....	2021-22

50

Robert Richardson.....	1993-94
------------------------	---------

51

Noah Axler.....	1993
Alex Chada.....	1995
Tyler Shantz.....	1994
Steve Kubicek.....	1996
Bill Brown.....	1997

52

Jeff Montgomery.....	1995
John Schultz.....	1997

52

Rick Bishop.....	1994
Steve Kubicek.....	1997

54

Mike Rohrbach.....	1995-96
--------------------	---------

55

Trevor George.....	1994-95
Kevin Knox.....	1996-97
<b>Logan Evans.....</b>	<b>2022-2023</b>
<b>Josh Spiegel.....</b>	<b>2024-Pres.</b>

**PITT BASEBALL HISTORY**  
**ALL-TIME NUMERICAL ROSTER**

**56**

Jim Morrison .....1995

**57**

Clayton Beirne .....1994



## 2024 PITT BASEBALL SCHEDULE

### FEBRUARY

SUN	MON	TUE	WED	THU	FRI	SAT
				1	2	3
4	5	6	7	8	9	10
11	12	13	14	15	16 #	17 #
18 #	19	20	21	22	23 ^	24 ^
25 ^	26 ^	27	28	29		

# AT PORT CHARLOTTE, FL    ^ KLEBERG BANK COLLEGE CLASSIC (CORPUS CHRISTI, TX)

### APRIL

SUN	MON	TUE	WED	THU	FRI	SAT
	1	2	3	4	5 *	6 *
7	8	9	10	11	12 *	13 *
14 *	15	16	17	18	19 *	20 *
21 *	22	23	24	25	26	27
28	29	30				

### MARCH

SUN	MON	TUE	WED	THU	FRI	SAT
					1	2
3	4	5	6	7	8 *	9 *
10 *	11	12	13	14	15 *	16 *
17 *	18	19	20	21	22 *	23 *
24 *	25	26	27	28 *	29 *	30 *
31	\$ LAS VEGAS COLLEGE BASEBALL CLASSIC					

### MAY

SUN	MON	TUE	WED	THU	FRI	SAT
			1	2	3 *	4 *
5 *	6	7	8	9	10 *	11 *
12 *	13	14	15	16 *	17 *	18 *
19	20	21	22	23	24	25
26	27	28	29	30	31	

AWAY



HOME



\*DENOTES ACC MATCHUP

