

# 2024-25 PITT WOMEN'S BASKETBALL MEDIA GUIDE



**Pitt**

# QUICK FACTS

## GENERAL INFORMATION

Location ..... Pittsburgh, Pa.  
 Founded ..... 1787  
 Affiliation ..... NCAA Division I  
 Conference ..... Atlantic Coast (ACC)  
 Enrollment ..... 34,934  
 Colors ..... Blue (PMS 661) & Yellow (PMS 1235)  
 Nickname ..... Panthers  
 Mascot ..... Roc  
 Home Arena (Capacity) ..... Petersen Events Center (12,508)

## UNIVERSITY ATHLETICS PERSONNEL

Chancellor ..... Joan Gabel (Juris Doctor, Georgia, 1993)  
 Athletic Director ..... Allen Greene (Notre Dame, 2000)  
 WBB Sport Administrator ..... Jen Tuscano (Pitt-Johnstown, 1999)  
 Senior Woman Administrator ..... Jen Tuscano (Pitt-Johnstown, 1999)

## TEAM INFORMATION

2023-24 Overall Record ..... 8-24  
 2023-24 Overall Record Breakdown ..... 5-11 (H), 2-9 (A), 1-4 (N)  
 2023-24 ACC Record ..... 2-16  
 2023-24 ACC Record Breakdown ..... 0-9 (H), 2-7 (A)  
 ACC Regular Season Finish ..... 14th  
 ACC Tournament Finish ..... 0-1, First Round  
 Starters Returning/Lost ..... 2/3  
 Newcomers ..... 7

## TEAM HISTORY

First Season of Basketball ..... 1974-75  
 All-Time Overall Record ..... 666-798 (.455, 50 seasons)  
 All-Time ACC Record ..... 35-148 (.191, 11 seasons)  
 All-Time NCAA Tournament Record ..... 6-4  
 All-Time ACC Tournament Record ..... 2-11  
 Petersen Events Center Record ..... 167-165 (.503, 22 seasons)  
 NCAA Appearances/Last ..... Four/2015  
 WNIT Appearances/Last ..... Five/2010

## BASKETBALL STAFF

Head Coach ..... Tory Verdi (Keene State, 1996)  
 Seasons at Pitt ..... Entering 2nd Season  
 Career Record/Years ..... 211-178 (13)  
 Record at Pitt/Years ..... 8-24 (1)  
 Career NCAA Appearances as Head Coach ..... 1  
 NCAA Appearances as Pitt Head Coach ..... 0  
 Assistant Coach ..... Candice Finley (Eastern Kentucky, 2002)  
 Seasons at Pitt ..... 2nd  
 Assistant Coach ..... John Marcum (Oklahoma Baptist, 1997)  
 Seasons at Pitt ..... 1st  
 Assistant Coach ..... Devan Newman (Oregon, 2007)  
 Seasons at Pitt ..... 1st  
 Assistant Coach / Director of NIL ..... Anthony Brammer (Old Dominion, 2008)  
 Seasons at Pitt ..... 2nd  
 Director of Operations ..... Abby Anderson (St. Francis, 2021)  
 Seasons at Pitt ..... 3rd  
 Director of Video & Player Performance ..... Brandon Jackson (EMU, 2018)  
 Seasons at Pitt ..... 2nd  
 Asst. Dir. of Creative Content ..... Chloe Hatfield (Oklahoma State, 2023)  
 Seasons at Pitt ..... 2nd  
 Strength & Conditioning Coach ..... Michelle Van Dyke  
 Athletic Trainer ..... Meghann Lassi  
 Academic Coordinator ..... Felisha Hamiel  
 Equipment Manager ..... Dan Glynn  
 Administrative Assistant ..... Felisha Hamiel  
 Ticket Office Phone ..... (412) 648-PITT (Petersen Events Center)

## STRATEGIC COMMUNICATIONS

WBB Contact ..... Isaiah Green  
 Email ..... igrreen@athletics.pitt.edu  
 Cell Phone ..... (910) 583-6790  
 Mailing Address ..... P.O. Box 7436, Pittsburgh, PA 15213-0436  
 Overnight Address ..... 3719 Terrace St., Pittsburgh, PA 15261  
 Website ..... www.pittsburghpanthers.com  
 Facebook ..... www.facebook.com/pittwomensbasketball  
 Twitter/Instagram ..... @Pitt\_WBB



# 2024-25 ROSTER

## NUMERICAL

NO.	NAME	YR.	POS.	HT.	HOMETOWN / HIGH SCHOOL (LAST SCHOOL)
0	Brooklynn Miles	Sr.	G	5-5	Frankfort, KY / Franklin County (Kentucky)
1	Aaryn Battle	So.	G	5-10	Sewell, NJ / Camden Catholic
2	Amiya Jenkins	Jr.	G	5-10	Lexington, KY / Anderson County (Kentucky)
3	MaKayla Elmore	Sr.	F	6-3	Fostoria, OH / Hopewell-London (Clemson)
5	Kiara Williams	Fr.	F	6-0	Palm Bay, FL / Palm Bay
10	Bella Perkins	Sr.	G	5-9	Fairfax, VA / Paul VI Catholic (USC)
11	Marley Washenitz	Jr.	G	5-7	Fairmont, WV / Fairmont
13	Lauren Rust	So.	F	6-0	Victoria, British Columbia, Canada / The Webb School
14	Raeven Boswell	Jr.	G	5-11	Austin, TX / Lake Travis (Georgia Tech)
15	Khadija Faye	Gr.	F	6-4	Dakar, Senegal / Father Lopez Catholic (Texas Tech / Texas)
20	Aislin Malcolm	So.	G	5-10	Carnegie, PA / Chartiers Valley
22	Audrey Biggs	Fr.	G	6-0	Catlettsburg, KY / Boyd County
23	Mikayla Johnson	R-So.	G	6-1	Anchorage, AK / Bartlett (Colorado)

## ALPHABETICAL

NO.	NAME	YR.	POS.	HT.	HOMETOWN / HIGH SCHOOL (LAST SCHOOL)
1	Aaryn Battle	So.	G	5-10	Sewell, NJ / Camden Catholic
22	Audrey Biggs	Fr.	G	6-0	Catlettsburg, KY / Boyd County
14	Raeven Boswell	Jr.	G	5-11	Austin, TX / Lake Travis (Georgia Tech)
3	MaKayla Elmore	Sr.	F	6-3	Fostoria, OH / Hopewell-London (Clemson)
15	Khadija Faye	Gr.	F	6-4	Dakar, Senegal / Father Lopez Catholic (Texas Tech / Texas)
2	Amiya Jenkins	Jr.	G	5-10	Lexington, KY / Anderson County (Kentucky)
23	Mikayla Johnson	R-So.	G	6-1	Anchorage, AK / Bartlett (Colorado)
20	Aislin Malcolm	So.	G	5-10	Carnegie, PA / Chartiers Valley
0	Brooklynn Miles	Sr.	G	5-5	Frankfort, KY / Franklin County (Kentucky)
10	Bella Perkins	Sr.	G	5-9	Fairfax, VA / Paul VI Catholic (USC)
13	Lauren Rust	So.	F	6-0	Victoria, British Columbia, Canada / The Webb School
11	Marley Washenitz	Jr.	G	5-7	Fairmont, WV / Fairmont
5	Kiara Williams	Fr.	F	6-0	Palm Bay, FL / Palm Bay

## STAFF

Tory Verdi - Head Coach  
 Candice Finley - Assistant Coach  
 John Marcum - Assistant Coach  
 Devan Newman - Assistant Coach  
 Anthony Brammer - Assistant Coach / Director of NIL  
 Brandon Jackson - Director of Video & Player Performance  
 Ace  
 Abby Anderson - Director of Operations  
 Chloe Hatfield - Asst. Director of Creative Content  
 Michelle Van Dyke - Strength & Conditioning Coach

## PRONUNCIATIONS

**AMIYA** Jenkins Uh - Me - Yuh  
**MARLEY WASHENITZ** Wash - uh - nitz  
**KHADIJA** Faye Ha - D - Jah



# MEET THE PANTHERS



**0**  
**BROOKLYNN MILES | G | SR**  
 Frankfort, KY  
 Franklin County (Kentucky)



**1**  
**AARYN BATTLE | G | SO**  
 Sewell, NJ  
 Camden Catholic



**2**  
**AMIYA JENKINS | G | JR**  
 Lexington, KY  
 Anderson County (Kentucky)



**3**  
**MAKAYLA ELMORE | F | SR**  
 Fostoria, OH  
 Hopewell-London (Clemson)



**5**  
**KIARA WILLIAMS | F | FR**  
 Palm Bay, FL  
 Palm Bay



**10**  
**BELLA PERKINS | G | SR**  
 Fairfax, VA  
 Paul VI Catholic (USC)



**11**  
**MARLEY WASHENITZ | G | JR**  
 Fairmont, WV  
 Fairmont



**13**  
**LAUREN RUST | F | SO**  
 Victoria, British Columbia, Canada  
 The Webb School



**14**  
**RAEVEN BOSWELL | F | GR**  
 Austin, TX  
 Lake Travis (Georgia Tech)



**15**  
**KHADIJA FAYE | C | GR**  
 Dakar, Senegal  
 Father Lopez Catholic (Texas Tech/Texas)



**20**  
**AISLIN MALCOLM | G | JR**  
 Carnegie, PA  
 Chartiers Valley



**22**  
**AUDREY BIGGS | G | FR**  
 Cattlesburg, KY  
 Boyd County



**23**  
**MIKAYLA JOHNSON | G | R-SO**  
 Anchorage, AK  
 Bartlett (Colorado)



**TORY VERDI**  
 Head Coach | 2nd Season



**CANDICE FINLEY**  
 Assistant Coach | 2nd Season



**JOHN MARCUM**  
 Assistant Coach | 1st Season



**DEVAN NEWMAN**  
 Assistant Coach | 1st Season



**ANTHONY BRAMMER**  
 Assistant Coach | 2nd Season



**BRANDON JACKSON**  
 Video/Player Development  
 2nd Season



**ABBY ANDERSON**  
 Director of Basketball Ops  
 3rd Season

## SQUAD BREAKDOWN

### 2023-24 STARTERS RETURNING (3)

Name	Ht.	Cl.	Pos.	GP/GS	PPG	RPG
Marley Washenitz	5-7	Jr.	G	31/30	4.1	3.9
Aislin Malcolm	5-10	Jr.	G	32/31	9.3	1.6
Aaryn Battle	5-10	So.	G	32/19	4.8	2.5

### OTHER PLAYERS RETURNING (3)

Name	Ht.	Cl.	Pos.	GP/GS	PPG	RPG
Bella Perkins	5-9	Sr.	G	31/6	7.7	1.8
Lauren Rust	6-0	So.	F	15/1	0.6	0.7
Raeven Boswell	5-11	Jr.	G	8/0	0.8	0.3

### NEWCOMERS (7)

Name	Cl.	Pos.	Ht.	Hometown / High School (Last School)
Brooklynn Miles	Sr.	G	5-5	Frankfort, KY / Franklin County (Kentucky)
Amiya Jenkins	Jr.	G	5-10	Lexington, KY / Anderson County (Kentucky)
MaKayla Elmore	Sr.	F	6-3	Fostoria, OH / Hopewell-London (Clemson)
Kiara Williams	Fr.	F	6-0	Palm Bay, FL / Palm Bay
Khadija Faye	Gr.	F	6-4	Dakar, Senegal / Father Lopez Catholic (Texas Tech / Texas)
Audrey Biggs	Fr.	G	6-0	Catlettsburg, KY / Boyd County
Mikayla Johnson	R-So.	G	6-1	Anchorage, AK / Bartlett (Colorado)

### STARTERS LOST (2)

Name	Ht.	Cl.	Pos.	GP/GS	PPG	RPG
Liatu King	6-0	Sr.	F	32/32	18.7	10.3
Ayodele Rapuluchi	6-1	Jr.	F	32/15	4.7	6.2



# TORY VERDI

**HEAD COACH | 2ND SEASON**

**HOMETOWN:** New Britain, Connecticut  
**EDUCATION:** Keene State '96 - B.S. in elementary education;  
 Hartford '03 - M.S. in computer technology  
**FAMILY:** Wife - Heather, three children - Avery, Bradyn, Tyler

**CAREER HIGHLIGHTS:**

- Owns a 211-178 (.542) career record as a head coach
- Totaled five WNIT appearances and one NCAA Tournament appearance
- Set program record for wins in a season and conference wins in a season at UMass in 2022-23 with 27 wins overall and 14 A-10 wins.
- Clinched program's first A-10 Regular Season title in 2022-23
- Led UMass to first A-10 Conference Tournament title in 2021-22 season
- Coached two conference Player of the Year award recipients and a total of 18 All-Conference members

Tory Verdi (pronounced Ver - dee) was announced as the University of Pittsburgh's 10th women's basketball coach on April 7, 2023. In 13 seasons as an NCAA Division I head coach, Verdi has compiled a 211-178 ledger entering the 2024-25 campaign, including stops at Columbia (2004-05), Eastern Michigan (2012-2016), Massachusetts (2016-23) and Pitt (2023-current).

In his first year guiding the Panthers, Verdi developed the ACC's Most Improved Player, Liatu King into one of the premier players across the league. Under Verdi, King saw improvements in nearly every statistical category en route to also garnering All-ACC First Team honors.

Prior to arriving at Pitt, Verdi spent the previous seven seasons at Massachusetts where he helped lead the Minutewomen to 128 wins. Verdi guided the program to new heights as it secured its first regular season Atlantic 10 title in 2022-23 after earning the program's first Atlantic 10 Tournament Championship and NCAA Tournament berth in 2021-22.

With a wealth of experience at both the collegiate and professional levels, Verdi-coached teams have advanced to postseason play in 17 of the past 23 seasons. Over his seven years in Amherst, Mass., Verdi turned Massachusetts women's basketball into a consistent contender in the A-10 and beyond, returning the program to heights not seen since the 1990s.

The 2022-23 season turned into one of the most successful campaigns in program history as the Minutewomen posted a 27-7 overall record and a 14-2 A-10 mark, while qualifying for the WNIT and advancing to the second round for just the third time in program history. The potent offensive attack posted the highest scoring average (76.2 ppg) since the 1979-80 season and marked the third straight season it led the A-10 in scoring offense. The offense was led by Becky Hammon Mid-Major



Player of the Year, Sam Breen, who earned Atlantic 10 Player of the Year honors after averaging 17.3 points, 10.1 rebounds and 3.6 assists while shooting 47.5% from the floor and connecting on 46 three-pointers.

The 2021-22 season shattered glass ceilings and broke records, as the program garnered its first Atlantic 10 Championship title to earn an automatic bid into the NCAA Tournament for the first appearance since 1998. On March 5, 2022, UMass stopped Saint Joseph's for Verdi's 100th win at the helm of Massachusetts to advance to the A-10 Finals. The No. 3-seeded Minutewomen defeated No. 1 seed Dayton in the title game to hoist the A-10 trophy.

Throughout the season, UMass made history receiving votes in a national poll for the first time since the 1994-95 season and earned votes five times during the year. Individually, Massachusetts saw Samantha Breen and Destiney Philoxy become the 21st and 22nd Minutewomen to eclipse the 1,000th career point each. Both Philoxy and Breen played in their 100th career games that year, as well.

Capped by a berth in the WNIT, the 2020-21 season was one to remember with the program's first national postseason appearance since 1998, in addition to the first trip to the Atlantic 10 Championship Game since '98. On March 22, 2021, UMass defeated Ohio in the WNIT Consolation Final, securing Verdi's 150th career victory as a collegiate head coach. On that special day, UMass also made history garnering multiple postseason wins for the first time.

The 2019-20 season featured a slew of team and individual superlatives. UMass tied a program record with 20 wins, set a new top mark with an 11-game winning streak and finished tied for fourth place in the A-10, the highest under the league's current format. Massachusetts hosted, and won, an A-10 Tournament game at the Mullins Center for the first time since 1998, en route to the league Quarterfinals.

Verdi's Minutewomen made tremendous strides during his first two seasons (2016-17, 2017-18), garnering a pair of A-10 All Rookie selections and Hailey Leidel's Rookie of the Year nod in 2017. Maggie Mulligan was one of the league's most improved players during that time with 33 double-doubles.

Prior to Verdi's arrival in Amherst, he accumulated a head coaching record of 72-61 across four seasons at Eastern Michigan. His teams advanced to the 2015 and 2016 WNIT, including a Sweet Sixteen appearance, and the Mid-American Conference Championship Game in 2015.

Arriving at EMU for the 2012-13 campaign, he took an 8-22 squad to a record of 24-13 in 2014-15 and 22-12 in 2015-16. He also secured the MAC's No. 1 recruiting class twice during his tenure.

Under Verdi, the 2015-16 MAC West Division preseason favorite Eagles made their mark in the EMU record books. Defensively, the team totaled the fourth-most rebounds in a single season (1,364), while also ranking seventh all-time in blocks (92) and third in steals (386).

EMU's high-tempo offense poured in 2,445 points, the third-most in a single season in school history, along with dishing out 435 assists, good for seventh-most. Additionally, the Eagles converted 218 three-pointers, ranking fourth all-time and marking the third consecutive season in which EMU made 200 or more triples.

A large part of Verdi's 2014-15 record-setting performance came from the Eagles late run during the regular season and into postseason play. EMU finished the regular season with wins in its final four games, while also winning seven of its last eight. The Eagles appeared in eight postseason games, winning six of them. The Eagles advanced to the Mid-American Conference Tournament



Championship, winning four-of-five MAC Tournament games, before advancing to the Sweet 16 of the 2015 WNIT. The Eagles rewrote the EMU record book with 124 different all-time top performances, including the most points in a season (2,549), field goals made (936), rebounds (1,539) and three-pointers made (223).

Verdi spent two seasons as the top assistant and recruiting coordinator at Kansas (2010-11, 2011-12). The Jayhawks advanced to the 2012 NCAA Sweet Sixteen and the 2011 WNIT Second Round.

Prior to his arrival in Lawrence, Verdi was an assistant coach at Nebraska for five seasons (2005-10). The Huskers advanced to the postseason every year Verdi served on staff in Lincoln and collected the Big 12 Regular-Season Championship in 2009-10 with a 16-0 conference record. History was made that season as the Huskers secured a No. 1 seed in the NCAA tournament and reached the Sweet Sixteen.

Verdi spent three seasons on staff with the WNBA's Connecticut Sun (2003-05), reaching the postseason during each year and winning the Eastern Conference in 2005.

In 2004-05, Columbia tabbed Verdi the top assistant and eventual interim head coach.

Verdi was inducted into the New Britain Sports Hall of Fame on April 24, 2016.

He graduated from Keene State in 1996 with a bachelor's degree in elementary education. Following that, he completed his master's degree in computer technology from Hartford in 2003.

#### **The Tory Verdi File**

Hometown: New Britain, Connecticut

Alma Mater: Keene State [1996]

Wife: Heather Verdi

Children: Tyler, Avery and Bradyn





# CANDICE FINLEY

Assistant Coach / Recruiting Coordinator  
2nd Season | Eastern Kentucky, '02

**Candice Finley** enters her second season as assistant coach and recruiting coordinator for Pitt women's basketball in 2024-25. She oversees the Pitt recruiting efforts while also working closely with the Panthers' wing players.

Finley brought 15 years of collegiate coaching experience to the Panthers' sidelines. She came to Pitt after spending the previous four seasons at Xavier, one season as assistant coach/recruiting coordinator (2019-20) and three seasons as associate head coach/recruiting coordinator (2020-23). During her time at Xavier, she primarily worked with the Musketeer's post players.

During her four seasons at Xavier, Finley helped two players earn All-BIG EAST honors (Fernanda Ovalle, A'riana Gray) while off the court, 16 players earned Academic All-BIG EAST Honors. Ayanna Townsend was also named the 2021-22 BIG EAST Women's Basketball Scholar-Athlete of the Year, becoming the first Musketeer to earn the academic honor.

Finley helped forward Courtney Prenger turn in the best season of her career in 2022-23 as she started 29 games while averaging 7.0 points and 3.9 rebounds while shooting 46.7% from the floor. Prenger also notched 40 blocks on the season which ranks 10th in a single season in program history while posting 109 rejections in her career, ranking sixth in program history for career blocks. She also helped freshman Fernanda Ovalle earn Big East All-Freshman Team honors after averaging 8.4 points and 4.4 rebounds.

Xavier finished the 2021-22 season with a .746 free-throw percentage, ranking third in single-season program history. The Musketeers also

**HOMETOWN:** Detroit, MI

**ALMA MATER:** Eastern Kentucky, '02

**PLAYING CAREER:**

- Four-year letterwinner at Eastern Kentucky (1997-01)
- Played professionally in Luxembourg (2001-02)

**COACHING CAREER:**

- Assistant Coach / Recruiting Coordinator - Pitt (2023-Present)
- Associate Head Coach - Xavier (2020-23)
- Assistant Coach / Recruiting Coordinator - Xavier (2019-20)
- Assistant Coach / Recruiting Coordinator - UMass (2017-19)
- Assistant Coach / Recruiting Coordinator - Eastern Michigan (2012-16)
- Assistant Coach - Eastern Kentucky (2008-11)
- Assistant Coach - Southern Connecticut State (2007-08)
- Head Coach - Romulus High School (2005-07)

finished the year with 89 blocks to rank ninth in single-season program history.

Individually, Finley helped Townsend turn in a solid career as she netted over 500 points, 300 rebounds and 80 blocks which ranks seventh all-time in program history. Townsend was also tabbed the 2021-22 BIG EAST Women's Basketball Scholar-Athlete of the Year.

Xavier finished the COVID-19 shortened season (2020-21) ranked second in the BIG EAST in steals per game (9.9), while ranking 35th in the NCAA. The 9.9 steals per game also ranked fourth in single-season Xavier history.

Individually, Aaliyah Dunham finished the 2020-21 campaign ranked first in the BIG EAST in assist/turnover ratio (3.17) - while ranking sixth in the NCAA. She also finished the year ranked 52nd in the NCAA in steals per game (2.47).

Finley helped coach All-BIG EAST performer A'riana Gray in 2019-20. The forward led the conference in rebounding for the second time in as many seasons. She also helped coach point guard Aaliyah Dunham who finished the season averaging 4.5 assists per game, ranking fourth in the BIG EAST.

Prior to her stint in Cincinnati with the Musketeers, Finley spent six seasons as an assistant coach working under Verdi at UMass (2017-19) and Eastern Michigan (2012-16). In her two seasons at UMass, Finley helped the Minutewomen post 30 wins after only winning nine games during the 2016-17 season. She also served as the recruiting coordinator during her time in Amherst, hauling in the 57th ranked class in the country in 2018 (according to Blue Star Basketball).

Prior to UMass, she spent four seasons at Eastern Michigan (2012-16) - helping the Eagles post two 20-win seasons and advancing to three postseason tournaments. The Eagles won eight games during her first season (2012-13) on the bench before recording 24 wins only two seasons later and playing in the WNIT Sweet 16.

Along with coaching the post players, she served as the recruiting coordinator and was key in twice securing the No. 1 recruiting classes in the Mid-American Conference. On the court, Finley's post players saw continued growth and progression with several more than doubling their offensive output from previous seasons.

Finley also has assistant coaching stops at Eastern Kentucky (2008-11), Southern Connecticut State (2007-08) and Romulus (Mich.) from 2003-05. She also served as head coach at Romulus High School from 2005-07.

Finley played professionally in Luxembourg for one season following a standout playing career at Eastern Kentucky.

A three-year starter at Eastern Kentucky (1997-01), Finley concluded her playing career with

more than 1,000 points, nearly 500 rebounds and more than 100 steals while making 45.4% of her field goal attempts. She earned Second Team All-Ohio Valley Conference honors as a senior after leading the team in scoring (13.0) and rebounding (5.5). Finley also helped the Lady Colonels secure the 1998 OVC Championship.

She graduated from Eastern Kentucky in 2002 with a bachelor's degree in apparel design & merchandising.

The Detroit, MI, native also won three state titles as a player at Bishop Borgess HS.





# JOHN MARCUM

Assistant Coach / Defensive Coordinator  
1st Season | Oklahoma Baptist, '97

Head coach Tory Verdi announced the addition of assistant coach **John Marcum** to the University of Pittsburgh women's basketball coaching staff on April 12, 2024. Marcum joins the staff with 18+ years collegiate coaching experience with stops at Chipola College, Syracuse, Butler, Grand Canyon, East Carolina, Indiana State, Cal Baptist, and Oklahoma Baptist.

Marcum spent last season as the head coach at Chipola College leading the team to 24-8 record and an FCSAA Region VIII Tournament second round appearance.

Prior to his stint at Chipola College, he served as assistant coach and recruiting coordinator at Syracuse. Marcum signed two top ten recruiting classes composed of multiple McDonald's All-Americans, including Kamilla Cardoso, the top-ranked center and No. 5 overall player in the Class of 2020. In the 2020-21 season, Cardoso won multiple Atlantic Coast Conference awards including Freshman of the Year and Co-Defensive Player of the Year. She was also named a member of the All-Freshman Team, All-Defensive Team, and All-ACC First Team. Emily Engstler earned ACC Sixth Player of the Year honors as one of the top players off the bench in the country averaging 10.5 points and 9.1 rebounds per game and the Orange led the ACC in blocks per game (7.0).

In his second season with the Orange, Marcum worked with Alaysia Styles, Syracuse's lone post player, a guard who played the entire season out of position due to limited personnel. Under Marcum's guidance, Styles posted the best numbers of her career averaging 10.3 points and 6.1 rebounds per game. Styles scored in double figures in 18 of Syracuse's 29 games and recorded a career-high 21 points shooting 5-for-9 from the field and a perfect 10-for-10 at the free throw line

in a road win against Pitt on Feb. 13.

From 2017-2020, Marcum was the top assistant for the Butler women's basketball team. After finishing 6-25 in the season prior to Marcum's arrival, the Bulldogs improved by nine wins in his first season and posted their first 20-win season since 2010-11 in year two. Overall, the Bulldogs were 57-38 in his three seasons in Indianapolis.

Marcum's first head coaching job was at NCAA Division II school, California Baptist, where he led the Lancers to a 47-12 record in two seasons (2010-12). Cal Baptist won their first conference championship in program history and made their first national tournament appearance since 1982 during Marcum's tenure.

After beginning his coaching career in 2002 as a men's basketball assistant coach at his alma mater, Oklahoma Baptist, Marcum transitioned to the women's basketball game in 2007 and spent three seasons as an assistant coach at Oklahoma Baptist.

Marcum also served one season as an assistant coach under Kareem Abdul-Jabbar for the Oklahoma Storm of the former United States Basketball League, leading the Storm to the 2002 USBL Championship.

Marcum played collegiate baseball and graduated from Oklahoma Baptist in 1997 with a bachelor's degree in secondary education. He was a member of OBU's NAIA World Series team in 1996 and served as the President of OBU's Fellowship of Christian Athletes chapter. He earned his master's in secondary education with a concentration in physical education in 2003 from East Central University.



# DEVAN NEWMAN

Assistant Coach

1st Season | Oregon, '07

Head coach Tory Verdi announced the addition of assistant coach **Devan Newman** to the Pitt women's basketball coaching staff on July 8, 2024.

Newman brings 15+ years of NCAA Division I coaching experience, highlighted by a four year stint at Louisville where she served in a variety of capacities.

Newman arrives from Binghamton where she served as the associate head coach since 2021 and previously as an assistant coach from 2018-21.

During the 2019-20 campaign, Newman helped the Bearcats record the best start (9-0) and the most wins in school history. Additionally, during each of her six seasons, she helped produce multiple all-conference honorees.

Prior to her stint at Binghamton, Newman served as an assistant coach at Weber State from 2011-18. Notably, during the 2015-16 season, the Wildcats won a school record 23 games and reached the Women's Basketball Invitational (WBI) championship game.

Newman began her career as a graduate assistant at Louisville, before being promoted to assistant director of operations/special assistant to the head coach. She earned her bachelor's degree in sport administration from Oregon in 2007, before earning her master's degree in sport administration from Louisville in 2009.





# ANTHONY BRAMMER

Assistant Coach / Director of NIL  
2nd Season | Old Dominion, '08

**Anthony Brammer** is entering his second season as assistant coach and director of NIL for the Pitt women's basketball program in 2024-25.

In his role as assistant coach, Brammer is involved in on-court instruction as well as player development. In the newly founded role of director of NIL, Brammer is responsible for helping players develop and manage their brands, educating student-athletes on how to make smart decisions, while maximizing their NIL opportunities, and serving as an NIL liaison between internal units.

Brammer came to Pitt following one season as assistant women's basketball coach at the University of Evansville where he helped the Aces post their best season since 2016-17. Brammer helped senior guard Abby Feit earn Second Team All-Missouri Valley Conference after pacing the Aces with a career-high 15.5 points and 7.6 rebounds while connecting on 44.6% of her field goal attempts and leading the team with 54 three-pointers.

Prior to joining the Aces staff, Brammer spent four seasons as the University of South Florida's head video coordinator. At USF, he was responsible for the video breakdown, self-scout and opponent scouts, along with the team's video exchange. In addition, he was also responsible for the Enhancing U and community outreach programs for the team and oversaw the managerial staff and male practice players, among other duties.

Prior to USF, Brammer served as a technical support representative with Synergy Sports Technology from 2015-19 when he trained clients on all of Synergy's products and features. Synergy is the global provider of data, analytics and tools that coaches and general managers rely upon to evaluate players, create scouting reports and build game plans.

A native of Yorktown, VA, Brammer also served as an assistant coach at Lecanto High School in Lecanto, Fla., from 2015-17, when he assisted with on and off the court practices and development, workouts and team-building exercises.

The first of Brammer's two stops at USF came from 2010 to 2014 when he served as video coordinator for the Bulls' men's basketball program under former head coach Stan Heath. In 2012 the men's basketball team finished fourth in the BIG EAST Conference - with Heath being named BIG EAST Coach of the Year - and advanced to the NCAA Tournament, defeating California and Temple before falling to Ohio, one game shy of the Sweet 16. In that role, Brammer's responsibilities consisted of assisting the coaching staff with each of the opponent scouting reports, coordinating game film break down and editing for self-scouting and evaluation, along with handling the film exchange and creating the video playbook.

Brammer received his Bachelor of Science degree in sports management in 2008 from Old Dominion University (ODU), in Norfolk, VA, where he was a member and treasurer of the Sport Management Association. He went on to earn a Master of Science degree in sports management from ODU in 2010.

While attending Old Dominion, Brammer became the head manager of the men's basketball team, where he assisted the coaching staff during practices, coordinated game film and completed other administrative duties before rising to the position of graduate student manager and administrative assistant.

Brammer has also volunteered at several basketball camps. He worked as a graduate assistant for the Nike-affiliated Boo Williams 17 & Under AAU Team, from 2006-08 when he assisted in developing multiple NBA and NCAA Division I players.



# ABBY ANDERSON

Director of Basketball Operations  
3rd Season | Scranton, '21

**Abby Anderson** begins her second season as the Director of Basketball Operations and third season overall for the Pitt women's basketball program in 2024-25. Anderson assists Verdi with overall logistics for the program, along with planning and executing all team travel and activities.

Anderson previously spent the 2022-23 season as the Panthers' assistant director of recruiting operations. In her role, Anderson assisted the coaching staff in all aspects of recruiting including travel and official visits.

She joined the Panthers' staff after a successful collegiate playing career at the University of Scranton and Saint Francis College. She capped her career in 2021-22 at the University of Scranton where she led the team in scoring (17.6 ppg), rebounding (9.2 rpg) and assists (2.9 apg). As a graduate student, Anderson earned WBCA All-American and D3hoops.com fifth Team All-American accolades. She also garnered D3hoops All-Region and All-Landmark Conference First Team honors while leading the Landmark Conference in rebounding, ranking second in scoring and fourth in three-point shooting. She also earned WBCA Division III Senior All-Star Team and WBCA Ring of Honor recognition after her strong 2021-22 campaign.

Anderson played her first three years of college basketball at St. Francis College from 2017-2020. For her career, she averaged 4.9 points and 3.2 rebounds in 90 games (11 starts). She was a two-time member of the NEC Commissioner's Honor Roll while also being the recipient of the 2019-20 Women's Basketball Team Coaches Award.

She earned her bachelor's degree in accounting with a minor in information technology from St. Francis College in 2021 before earning her master's degree in finance from the University of Scranton in 2023.





# BRANDON JACKSON

Director of Video & Player Performance  
2nd Season | Wittenberg, '14

**Brandon Jackson** is entering his second season as director of video & player development for the Pitt women's basketball program in 2024-25. He is in charge of coaches film and breakdown while also helping in player development for the program.

Jackson is a familiar face for Verdi as the two have worked together for a total of nine seasons (one at Pitt, four at EMU, four at UMass). Prior to coming to Pittsburgh, Jackson spent the previous four seasons as director of video operations for the UMass women's basketball program where he utilized film breakdown software daily, charting offensive and defensive tendencies. He also helped to breakdown film with players following practices to help with their development.

Prior to UMass, he spent five seasons at Eastern Michigan as the video coordinator for women's basketball. In his role, Jackson broke down film with players and coaches while also contributing by creating graphics and presentations for team bonding activities.





# CHLOE HATFIELD

Assistant Director of Creative Content  
2nd Season | Oklahoma State, '23

**Chloe Hatfield** is entering her second season as assistant director of creative content for the Pitt women's basketball program in 2024-25. She handles all creative content (photo, video, graphics) both internally and externally for the program.

Hatfield joined the Panthers after spending the previous five seasons as a student intern in the creative services department at Oklahoma State. She spent her first four seasons at Oklahoma State working with the women's basketball program as their main creative. She produced content (photo, video, motion graphics) for the Cowgirls social media accounts as well as in-house needs. Traveled with the team over her four years and helped create the programs brand and identity through creative avenues during her time with the program.

During the 2022-23 school year, Hatfield switched roles and began working with the OSU women's golf and wrestling programs as their lead creative. In her role, she produced all the content for the two programs while also planning out the social calendars for the programs. She helped to define and develop a brand for both programs through storytelling of the program, student-athletes, and coaching staffs.

# SUPPORT STAFF



**MICHELLE VAN DYKE**  
Strength and Conditioning Coach



**MEGHANN LASSI**  
Athletic Trainer



**CHRISTINA "TILLY" SHEETS**  
Academic Counselor



**Isaiah Green**  
Director of Strategic Communications



**FELISHA HAMIEL**  
Administrative Assistant

# ATHLETIC ADMINISTRATION



**Allen Greene**  
Director of Athletics



**JEN TUSCANO**  
Sport Administrator  
SWA

# Panthers



**KHADIJA**

**FAYE\*\***

**15**

**GRADUATE STUDENT | CENTER | 6-4  
DAKAR, SENEGAL / FATHER LOPEZ CATHOLIC [FL] (TEXAS TECH/TEXAS)**

**2023-24 (Texas):** Played in 29 games for Texas in the 2023-24 season and started in seven games...Averaged 5.5 points per game and 3.5 rebounds per game...Scored in double-figures in seven games...Season-high 15 points against Arizona State.

**2022-23 (Texas):** Faye played in all 36 games on the season and made 27 starts at Texas...A key in the rebounding game, Faye tallied double-digit rebounds in six games and had seven or more rebounds in 14 games. Had for or more offensive rebounds in eight games for Texas...Averaged 5.9 points and 5.1 rebounds on the season for Texas...Registered five double-doubles for the season... Recorded a double-double with 15 points and 13 rebounds against TCU...Scored a season-high 19 points and added nine rebounds in win over Alabama State.

**2021-22 (Texas Tech):** Made 19 appearances with nine starts at Texas Tech...Missed the final 10 games of the season due to injury...Grabbed five offensive rebounds and 10 total rebounds in a win over Weber State (Nov. 16)...Poured in a career-high 22 points on perfect 9-of-9 shooting from the field and 4-for-4 from the line...Erupted for 15 points, 5 rebounds and 6 blocks against No. 20 Georgia (Dec. 2)...Grabbed 11 rebounds and had three blocks in a win against No. 9 Texas (Jan. 5)...Scored 11 points with eight rebounds and five steals against All-American Ayoka Lee and the Kansas State Wildcats (Jan. 15)...Had 18 points and 9 rebounds at TCU (Jan. 19).

**2020-21 (Texas Tech):** Started the final 15 games at Texas Tech after missing the first six games of the season to represent Senegal in the U18 FIBA Afrobasket games in Egypt...Averaged 5.6 points, 4.9 rebounds and 1.1 blocks per game...Her 1.1 blocks per game ranked ninth in the Big 12 and second on the team... Ranked third among Big 12 freshmen in rebounding...Finished with four double-digit scoring games, which included one 20-point game...Had six multi-block games...Had one double-double on the year...Led the Lady Raiders in rebounding five times, steals twice and blocks six times...In only the second game of her collegiate career, had 10 points, four rebounds, four blocks and a steal in the win over Incarnate Word (Dec. 29)

**Prep:** Played her senior season (2019-20) at Father Lopez Catholic High School in Daytona Beach, Fla. ... She helped the Green Wave to a 26-3 record and a trip to the Class 3A state quarterfinals as a senior ... Faye was ranked as the No. 13 center in the class of 2020 by ESPN ... Averaged 22.3 points per game at Father Lopez, grabbed 12.6 rebounds, blocked 4.4 shots and recorded 3.3 steals per game ... Selected the News-Journal Girls Basketball Player of the Year ... In her first game she scored 28 points, grabbed 24 rebounds and blocked seven shots.

**International Competition:** Played for Senegal on the U18 team at the FIBA U18 Women African Championship ... Averaged 11.3 points per game and 10.5 rebounds per game in the tournament ... In game against Egypt to open the tournament scored 14 points and grabbed 15 rebounds ... She led all players in rebounding in the tournament ... Gold medalist with Senegal at the 2023 Francophone Games, held in Kinshasa, Democratic Republic of the Congo ... In one game scored 20 points, grabbed nine rebounds and added four steals and two blocked shots.

**Personal:** Born in Senegal ... One of five children in her family, and is the first in her family to play collegiate sports ... Off the court in high school, she was a member of her school's French Honor Society ... Her hobbies include watching movies and hanging out with friends ... She hopes to one day be a gynecologist.



**Khadija Faye**



# Partners



**BROOKLYNN**

**MILES\*\***

**0**

**SENIOR | GUARD | 5-5  
FRANKFORT, KY / FRANKLIN COUNTY (KENTUCKY)**

**2023-24 (Kentucky):** Played in 32 games, starting in 27 of them in the 2023-24 season...Had an average of 5.8 points per game and 29.8 minutes per game... Scored double digits in seven games in her junior year... Has a career high of seven assists.

**2022-23 (Tennessee):** Appeared in 23 games during the 2022-23 season ... averaged 0.8 points per game...Made three 3s and grabbed three rebounds in back-to-back games against Chattanooga and Wright State.

**2021-22 (Tennessee):** Appeared in 33 games in her freshman year ... averaged 19.5 minutes a game, 2.5 points per game, and 2.8 rebounds a game... Was named SEC Freshman of the Week for her performance against Georgia State.

**High School:** Was ranked 62nd in the Class of 2021 coming out of high school...Attended Franklin County High School... In her senior year, she was named 2021 Miss Kentucky Basketball, 2021 Kentucky Gatorade Player, and 2021 Lexington Herald-Leader Player of the year...Averaged per game her senior year with 15.8 points, 5.4 assists, 3.7 rebounds, and 3.3 steals. During her four years of basketball, she had a total of 2,278 points, 624 assists, 477 rebounds, and 451 steals...She was a four-time 11th Regional All-Tournament Team selection from 2017-2021...Three-time Coaches 11th Region Team and State Journal All-Country MVP... As well as a 41st District MVP honoree 2019-202... Was also a two-time Lexington Herald-Leader and Louisville Courier Journal All-State First Team member 2020-2021.

**Personal:** Born April 3, 2003...Daughter of Gordon Miles and Rachel Holt... Has one sister and one brother.



**Brooklynn Miles**



# Partners



**AARYN**

**BATTLE**

**1**

**SOPHOMORE | GUARD | 5-10  
SEWELL, NJ / CAMDEN CATHOLIC**

**2023-24:** One of three Panthers to appear in all 32 games during the 2023-24 season ... Made 19 starts during her rookie campaign ... Ranked fifth on the team, averaging 4.8 points per game ... Knocked down 12 three-pointers, ranking fourth on the team ... Scored in double figures five times ... Notched a career-high 17 points in the win over Le Moyne (12/28), while playing all 40 minutes.

**High School:** Played four years of basketball at Camden Catholic for head coach Christine Matera... Helped lead her team to a 21-11 record during her senior season while averaging a career-high 16.9 points, 5.0 rebounds and 4.0 assists... Named McDonalds All American Game nominee, All-South Jersey First team and All-Olympic Conference First Team following her senior season... Topped 1,000 career points during her senior season... Finished her junior season averaging 13.9 points, 5.0 assists and 3.9 rebounds while being named All\_South Jersey Second Team... Averaged 14.9 points, 4.7 assists and 3.8 rebounds during her sophomore season in 2020-21 while earning First Team All-Olympic Conference recognition... As a freshman, she averaged 11.9 points, 7.0 rebounds and 3.2 assists while earning the Top Newcomer award.

**Personal:** Born July 29, 2005... Daughter of Latica and Anthony Battle Sr... Has one brother, Anthony... Enjoys photography and trying new foods... Lists her favorite athletes as Damian Lillard and Jayson Tatum... Her favorite TV show is Suits... Enjoys R&B music... Undecided major at Pitt.



**Aaryn Battle**



# Partners



**AMIYA**

**JENKINS**

**2**

**JUNIOR | GUARD | 5-10  
LEXINGTON, KY / ANDERSON COUNTY (KENTUCKY)**

**2023-24 (Kentucky):** Appeared in 26 games at Kentucky, starting 17 of them in her 2023-24 season...She had an average per game of 7.5 points, 3.3 rebounds, tallying 14 assists and 15 steals, as well as averaging 22.6 minutes per game.

**2022-23 (Kentucky):** Played in 26 games during her rookie season at Kentucky, averaging 3.2 points per game and 1.3 rebounds per game in 8.9 minutes per game ... She also combined for nine assists, eight steals and a block on the season ... Had five rebounds, five points and a career-high tying three assist against Florida in the 2023 SEC Tournament First Round ... Recorded a career-high eight rebounds at Vanderbilt, adding seven points ... Had two points on 2-of-2 from the line at then-No. 1/1 South Carolina ... Had four points, two rebounds and an assist against then-No. 24/23 Arkansas ... Had a career-high nine points against then-RV/No. 24 Louisville, adding a rebound ... Scored four points in first true road game of the season at Minnesota, adding a career-high three assists, a block and a steal ... Scored eight points against UNC-Greensboro, adding two rebounds, a steal and an assist ... Had two points, a rebound, an assist and a steal against Dayton in the Bahamas ... Came off the bench to play some big minutes in the second half against then-No. 14/14 Virginia Tech in the Bahamas, recording seven points, four rebounds and two steals ... Scored seven points against Coastal Carolina, adding two rebounds ... Scored eight points on 3-of-4 from the field against Morehead State, knocking down her first career 3-pointer.

**High School:** Led her team to a 30-5 record as a senior putting up monster numbers for the Bearcats ... Averaged 20.6 points, 5.1 rebounds, 4.1 steals and 2.9 assists per game ... Shot 53 percent from the field, 45 percent from 3 and 73 percent from the free-throw line as a senior ... Finished her high school career with 2,212 points, 739 rebounds and led Anderson County to three straight KHSAA Eighth Region championships ... A four-star prospect by ESPN.com, ranked 31st at her position and 94th overall by the organization ... Named the 2021 MaxPreps Kentucky Player of the Year for her impressive junior season where she led Anderson County to a 28-3 record and a semifinal appearance in the Girl's Sweet 16 ... Played in 28 games, averaging 17.2 points per game as a junior, hitting over 54 percent from the field and was named to the Lexington Herald-Leader All-State girls' basketball first team ... As a sophomore, she played in 36 games, averaging 15.2 points per game while hitting 57.3 percent from the field ... Helped Anderson County to the 30th District and Eighth Region championships as a sophomore, winning one game at the KHSAA Girls Sweet 16 before it was canceled due to COVID.



**Amiya Jenkins**



# Partners



**MAKAYLA**

**ELMORE**

**3**

**SENIOR | FORWARD | 6-3  
FOSTORIA, OH / HOPEWELL-LONDON (CLEMSON)**

**2023-24 (Clemson):** Played in all 31 games, starting in 28 ... Scored a career-high 17 points against Wake Forest ... Led the team in rebounds 10 times and in assists three times ... Snagged a career-high 11 rebounds against Arkansas Pine Bluff and again at No. 24 North Carolina ... Named to the All-ACC Academic Team for the second time ... Graduated with her bachelors in sports communication.

**2022-23 (Clemson):** Played in all 35 games ... Grabbed 100 rebounds on the season ... Scored a season-high nine points against Louisville ... Named to the All-ACC Academic Team.

**2021-22 (Clemson):** Played in 27 games ... Averaged 0.8 points per game and 1.1 rebounds per game ... Turned in a season-high four points at Miami (Feb. 27) ... Pulled down a career-high 5 rebounds against Syracuse in the ACC Tournament.

**High School:** Ranked the No. 18 forward by ESPN ... Scored over 2000 points in her high school career ... Three-time First Team All-Ohio ... Three-time First Team District 6 ... District 6 Player of the Year as a sophomore ... All-Ohio Player of the Year as a junior ... First Team All-Sandusky Bay Conference River League and Co-Player of the Year as a junior ... Two-time first team All-Blanchard Valley Conference (freshman/sophomore) ... As a sophomore, broke her own school single-season free throw record (148), broke her own school single-season rebound record (326) and reached 1,000 career points ... Broke school's single-game scoring record as a junior (41 points) ... Nominated for Gatorade Player of the Year as a junior ... Played for Sports City U and Ohio Energy.

**Personal:** Born January 4, 2003 ... Daughter of Sara Scherger & Melvin Elmore ... Has two brothers, Donovan Elmore and Ramon James, and two sisters, Shakea Tanner and Masia Elmore.



**MaKayla Elmore**



# Panthers



**KIARA**

**WILLIAMS**

**5**

**FRESHMAN | FORWARD | 6-0  
PALM BAY, FL / PALM BAY**

**High School:** Averaged 10.6 points and 7.4 rebounds per game during her senior campaign at Palm Bay High School ... Led her team to the quarterfinals of the 2024 Florida High School Athletic Association (FHSAA) 4A Girls Basketball Playoffs ... Led Florida's 4A District 8 in doubles-doubles during her senior season with six, while ranking second in blocks per game (0.8) ... As a junior, averaged 13.1 points and 8.0 rebounds, along with 2.3 assists, 1.7 steals and 0.4 blocks per game.

**Personal:** Born on Nov. 8, 2005 ... Daughter of Sophia Heholt ... Has two brothers, Daniel and Anthony.



**Kiara Williams**



# Partners



**BELLA**

**PERKINS**

**10**

**SENIOR | GUARD | 5-9  
FAIRFAX, VA / PAUL VI CATHOLIC (USC)**

**2023-24:** Made 31 appearances during the 2023-24 campaign, while making six starts ... Led the team in three's made (52) ... Ranked fourth on the team in scoring, averaging 7.7 points per game ... Notched a career-high 22 points in the victory over Lehigh (12/10) ... Tallied a team-high 21 points in the season-opener against Yale (11/7) ... Recorded 16 points, while shooting 4-of-5 from beyond the arc at North Carolina (2/15) ... Logged 3+ assists in six games.

**2022-23 (at USC):** Appeared in 10 games during her sophomore campaign... Finished the season averaging 10.0 minutes and 3.5 points per game while shooting 42.9% from the floor and 40% from behind the arc... Opened her season scoring 12 points while going 3-for-4 from deep in a win over CSU Bakersfield (11/8)... Tied a career-high with 15 points while going 5-for-8 from the floor and 3-for-6 from behind the arc in 17 minutes of work in the win over Idaho State (11/12)... Recorded three assists in 16 minutes of work against Utah State (11/26)... Appeared in a pair of Pac-12 games while netting a triple in seven minutes of work in a road game against Oregon (1/1)... Had five games with 10+ minutes played off the bench.

**2021-22 (at USC):** Appeared in 25 games while earning six starts at guard during her freshman season... Was the first USC freshman to start a game in 2021-22... Finished the season averaging 2.6 points, 1.0 rebounds and 0.9 assists per game... Recorded a career-high 15 points, four rebounds and a steal while going 5-for-6 from three-point range in the win over Washington State (1/14)... Finished with 10 points while going 4-for-9 from the floor and 2-for-4 from behind the arc in a career-high 31 minutes of work at Colorado (1/7)... Dealt out a career-high five assists to go along with five points and a career-high four rebounds in her collegiate debut vs. Hawai'i (11/11), also hitting her first collegiate three-pointer in that game... Had seven games with at least five points scored... Played 20+ minutes in six games.

**High School:** Perkins was the 2021 Gatorade Virginia Player of the Year out of Paul VI Catholic High in Chantilly, Va.... As a senior, helped team reach the Geico National Championship Game and was named MVP in the semifinals... Averaged 16.0 points, 3.7 rebounds, 3.4 assists and 3.3 steals per game as a senior... Also named to 2019 and 2020 VISAA All-State Team... As a junior, was selected MVP of the 2020 VISAA State Championship, which marked Paul VI's 14th consecutive state title... Also MVP at the Palm Beach Holiday Classic and She Got Game Classic in 2019... Earned All-Tournament Team honors at the 2018 Junior Orange Bowl Classic... Played club for EYBL Fairfax Stars... An honor student, also served as a peer mentor in the Options Program.

**Personal:** Born June 18, 2003 in Atlanta, Georgia... Daughter of Christopher and Lauren Perkins... Has one brother, Ian... Lists playing in the Geico Nationals on ESPN as her most thrilling moment... Enjoys painting, listening to music with candles and hanging out with friends in her free time... Has always wanted to travel the world and own a RV... Hopes to travel to Bora Bora, Hawai'i, New York and London... Majoring in communication and hopes to pursue a career as a sports broadcaster on ESPN.



**Kiara Williams**



# Partners



**MARLEY**

**WASHENITZ**

**11**

**JUNIOR | GUARD | 5-7  
FAIRMONT, WV / FAIRMONT**

**2023-24:** One of three Panthers to start in 30 or more games ... Led the team in total assists (109), while ranking second in steals (41) ... Ranked third on the team in total minutes (863) ... Tallied 5+ assists in nine games, including two games with 10 or more ... Logged 5+ rebounds in 11 games ... Scored in double figures on four occasions ... Notched 13 points, 10 rebounds and six assists in the win over Lehigh (12/10) ... Recorded 10 points and nine boards against Georgia (12/20) ... Registered 30+ minutes in 17 games.

**2022-23:** Appeared in 28 games while earning 16 starts at point guard during her freshman season at Pitt... Earned All-ACC Academic Team honors for the first time in her career... Closed out her first season averaging 14.5 minutes, 3.3 points, 1.5 assists and 1.3 rebounds while ranking fifth on the squad with 25 steals and connecting on 11 three-pointers... Ranked fifth on the team in assists (43) while also ranking fourth among ACC freshman in total assists... Helped lead Pitt to a comeback win over Towson (11/25) as she came off the bench and netted 11 points, five rebounds and four assists in 17 minutes of work... Earned her first career start in the win over Loyola (MD) (12/7) as she finished with two points, five assists, four rebounds and two blocks in 25 minutes... Recorded a career-high seven assists in a road game against Syracuse (1/5) while adding four points, five rebounds and three steals in 27 minutes of action... Netted 10 points, two rebounds and two blocks while going 4-for-6 from the floor and 2-for-2 from deep in a road loss at Louisville (1/8)... Scored in double figures three times... Had multiple assists 13 times while also notching multiple steals four times in her first season... Posted six games with 20+ minutes played.

**High School:** Was a four-year starter at Fairmont Senior High School for head coach Corey Hines... Two-time West Virginia State Player of the Year and four-time West Virginia All-State First Team selection and State Tournament team member... Appeared in four state tournaments while advancing to the State Championship game three times, winning the state title as a freshman... Finished off her impressive high school career with 2,000 points, 781 rebounds, 512 steals and 464 assists... Posted huge numbers as a senior as she averaged 29.2 ppg, 11.0 rpg, 7.7 spg and 5.0 apg while also netting 15 double-doubles and leading her squad to a 22-2 record and appearance in the state title game... Capped her final season scoring 20+ in 14 games, 30+ in eight games and 40+ in two games while also recording one triple-double... Named 2021 Gatorade West Virginia Player of the Year while also being selected to the USA Today Top 50 and McDonalds All-American Top-150 lists.

**Personal:** Born February 23, 2004... Daughter of Terri and Frank Washenitz... Has two brothers, Mason and Trey... Enjoys snowboarding and hanging out with friends and family... Her favorite athlete is Steph Curry... Lists her favorite TV shows as Outer Banks and Stranger Things... Related to Mary Lou Retton who won the 1984 Olympic Gold medal in the individual all-around competition while also winning two silver and two bronze medals... Intends on majoring in business at Pitt.



**Marley Washenitz**



# Panthers



**LAUREN**

**RUST**

**13**

**SOPHOMORE | FORWARD | 6-0  
VICTORIA, BRITISH COLUMBIA, CANADA / THE WEBB SCHOOL**

**2023-24:** Made 15 appearances during her freshman campaign ... Earned her first career start at Virginia Tech (12/31) ... Recorded a rebound in eight games ... Logged blocks against Duke (2/1) and NC State (2/11) ... Tallied a season-high 12 minutes at Boston College (1/14).

**High School:** Played her junior and senior seasons of high school basketball at the Webb School in Bell Buckle, Tennessee for head coach Matthew Shewmake... Led her squad to a 32-4 overall record during her senior season as the squad notched their third consecutive TSSAA Division II A State title... Earned Prep Girls Hoop All-Tennessee Team honors following her senior season... Named to the 2023 BioSteel All Canadian Games roster which features the top 24 Canadian born high school players... Led her team to the TSSAA Division II A State title as a junior as she netted 12 points and four rebounds in the championship game... Played in the U17 Canada Nationals and earned First Team All-Star honors after averaging 9.8 points and a tournament-best 11.2 rebounds per game... Also played in U18 Canada Games... Played two years of volleyball at The Webb School, being named team MVP as a junior and earning TSSAA All-District Award as a senior.

**Personal:** Born March 11, 2005... Daughter of Julie and Chris Rust... Has two brothers, Carson and Henry... Also enjoys skiing, boating and painting... Lists her favorite athletes as Steve Nash, Serena Williams, DK Metcalf and Kobe Bryant... Her favorite food is sushi... Her favorite TV shows are The Last Dance and Outer Banks... Undecided major at Pitt.



**Lauren Rust**



# Partners



**RAEVEN**

**BOSWELL**

**14**

**JUNIOR | GUARD | 5-11  
AUSTIN, TX / LAKE TRAVIS (GEORGIA TECH)**

**2023-24:** Appeared in eight games during the 2023-24 campaign ... Logged a season-high 14 minutes against Miami (2/29), while tallying four points and two rebounds.

**2022-23 (at Georgia Tech):** Appeared in five games her inaugural collegiate season...Made collegiate debut against Kennesaw State (11/13), playing four minutes and attempting a three-pointer...Pulled down a rebound and recorded an assist in win over Central Michigan (12/11)... Connected on a pair of three-pointers against Furman (12/21) and hit a free throw to finish with seven points... Took the floor in her first ACC game at No. 10 Notre Dame (2/23), playing three minutes and pulling down a rebound...Saw game action against No. 9 Virginia Tech (2/26), playing just under three minutes.

**High School:** Multi-sport athlete at Lake Travis High School competing in basketball, track and field and volleyball...Helped lead basketball to district championships in 2019-20 and 2020-21...Awarded all-state honors by the Texas Girls Coaches Association... Three-time All-Vype honoree (2019, 2020 and 2021)... Earned spot on 2021 All-Centex second team...Three-time all-district first team honoree...Named 2019 all-district newcomer...Helped volleyball collect back-to-back district championships in 2019-20 and 2020-21... Also helped Cavaliers to regional quarterfinals in 2019 and 2020...As a member of the track and field team, helped Cavaliers to 2020-21 district championship...

**Personal:** Comes from a long line of athletes in her family...Her father, Mark, was a two-time Olympic high jumper for Canada, competing in the 2000 Summer Olympics in Sydney, Australia and the 2004 Summer Olympics in Athens, Greece.



**Raeven Boswell**



# Partners



**AISLIN**

**MALCOLM**

**20**

**JUNIOR | GUARD | 5-10  
CARNEGIE, PA / CHARTIERS VALLEY**

**2023-24:** One of three Panthers to start in 30 or more games ... Ranked second on the team in scoring (9.3) and minutes per game (33.5) ... Shot a team-best 31.6 percent from beyond the arc ... Scored in double figures on 14 occasions ... Tallied three or more rebounds in seven games, while registering three or more assists in nine games ... Notched a career-high 21 points on 8-of-11 shooting from the field and 5-for-6 shooting from beyond the arc in the win over Northern Kentucky (11/24) ... Dished out five assists in the win against Lehigh (12/10).

**2022-23:** Appeared in 23 games off the bench for the Panthers during her freshman season... Finished the season averaging 9.6 minutes and 3.1 points while grabbing 18 rebounds and nine assists... Led the team in three-point field goal percentage (41.2%) while connecting on 21 three-pointers which ranked fifth on the team... Her 41.2% from deep led all ACC freshman with at least 20 made triples while also ranking sixth among NCAA freshman in 3pt% (minimum 50 attempts)... Posted back-to-back games with nine points while make three triples against Towson (11/25) and DePaul (11/26) in the Fort Myers Tip-Off Tournament... Played a career-high 25 minutes at Syracuse (1/5) and finished with nine points on 3-for-5 from behind the arc while adding an assist... Made at least one three-pointer in 13 games while making multiple triples five times... Had seven games with five or more points... Grabbed multiple rebounds five times... Played double digit minutes nine times while recording 20+ minutes played in two games.

**High School:** Was a four-year starter and three-year team captain at Chartiers Valley High School in Bridgeville, PA... Helped turn the Colts into a perennial power in the state of Pennsylvania as she finished off her career owning a 110-7 overall record including a Pennsylvania state record 64-game winning streak from her freshman season until her junior season... Led her team to three WPIAL titles and a PIAA title (three appearances) during her storied high school career... Earned First Team All-State honors three times during her career (sophomore, junior, senior)... Three-time Pittsburgh Post-Gazette Fab Five Team member and two-time Pittsburgh Post-Gazette 5A Player of the Year... Finished off her high school career as Chartiers Valley's all-time leading scorer (1,770 points) and all-time leader in three-point field goals (280)... Her 280 triples also rank third in WPIAL women's basketball history... Led Chartiers Valley to a 28-3 record during her senior season while averaging 16.1 points, 4.7 rebounds, 2.5 assists and 2.0 steals while connecting on 43% of her field goals and 41% of her three-pointers... Four-star recruit who is rated as the 98th best player (#34 guard) in the country and third best player in the state of Pennsylvania according to ESPN HoopGurlz.

**Personal:** Born September 1, 2003... Daughter of Marla and Bob Malcolm... Has three siblings, Cian, Olan and Amaleen... Enjoys playing pickleball and hanging out with family... Her favorite athlete is Kevin Durant... Her favorite TV shows are One Tree Hill and Love Island... Majoring in accounting at Pitt.



**Aislin Malcolm**



# Partners



**AUDREY**

**BIGGS**

**22**

**FRESHMAN | GUARD | 6-0  
CATTLESBURG, KY / BOYD COUNTY**

**High School:** After suffering a torn ACL during the 2022 summer, returned midway through her junior campaign and averaged 12.0 points and 4.9 rebounds across 13 games for Boyd County ... Helped lead the squad to the Region 16 championship game and earned a roster spot in the Kentucky-Indiana All-Star girls basketball game following the season ... Had a huge sophomore season in 2021-22 as she averaged 17.5 points and 7.0 rebounds while shooting 44 percent from the floor and earning 16th Region All-Tournament Team honors ... Surpassed the 1,000-point plateau during her sophomore campaign.

**Personal:** Born on Dec. 20, 2005 ... Daughter of Amy and Brian Biggs ... Has two brothers, Bryce and Brock ... Brother (Bryce) currently plays football at West Virginia ... Dad (Brian) played basketball at Alice Lloyd College ... Intends to major in broadcast journalism ... Enjoys traveling the world.



**Audrey Biggs**



# Partners



**MIKAYLA**

**JOHNSON**

**23**

**REDSHIRT SOPHOMORE | GUARD | 6-1  
ANCHORAGE, AK / BARTLETT (COLORADO)**

**2023-24 (Colorado):** Played in 15 games...Scored 29 total points...Had a season-high 6 points vs Le Moyne (11/8)... Made the 2024 Pac-12 Winter Academic Honor Roll

**2022-23 (Colorado):** Did not play, after joining the team midway through the season.

**High School:** Graduated early and joined the Buffs at the start of the January (2023) semester ... Played in 23 games as a junior, averaging 17.1 points, 5.6 rebounds and 2.6 assists per game ... Johnson was the 2022 Cook Inlet Conference Player of the Year, helping Bartlett finish 11-3 in conference play.



**Mikayla Johnson**



# CAREER GAME-BY-GAME STATISTICS

## Brooklynn Miles

### 2021-22 Opp. (at Tenn.)PTS REB AST BLK STL

Southern Ill.	4	1	2	0	2
at UCF	0	2	3	0	1
South Fla.	2	2	1	0	0
Texas	0	3	1	0	0
Kansas	0	2	1	0	1
Oklahoma St.	0	6	0	0	0
Tennessee Tech	2	5	4	0	0
at Virginia Tech	2	3	6	0	2
Georgia St.	11	4	3	0	2
Stanford	5	3	2	0	1
ETSU	6	1	2	0	2
Chattanooga	6	6	4	0	2
Alabama	4	3	4	0	1
at Arkansas	0	3	1	0	0
Texas A&M	2	3	2	0	0
at Ole Miss	2	4	1	0	1
at Vanderbilt	2	5	3	0	0
Kentucky	2	3	1	0	1
at Georgia	3	3	0	0	2
at Auburn	0	0	0	0	1
Arkansas	2	4	2	0	0
at Florida	0	0	3	0	0
at UCONN	0	0	0	0	0
Missouri	2	1	2	0	1
Vanderbilt	3	1	1	0	0
at Alabama	0	5	2	0	1
at South Carolina	2	2	1	0	1
LSU	4	3	0	0	2
Alabama	5	4	4	1	0
Kentucky	4	4	4	0	0
Buffalo	5	3	1	0	1
Belmont	3	2	1	0	1
Louisville	0	1	1	0	0

### 2022-23 Opp. (at Tenn.)PTS REB AST BLK STL

at Ohio St.	0	0	0	0	0
Massachusetts	0	1	1	0	0
Indiana	3	2	1	0	1
Rutgers	0	3	2	0	0
UCLA	2	1	0	0	1
Gonzaga	0	0	0	0	0
Colorado	0	0	0	0	1
Eastern Ky.	4	2	3	0	1
Virginia Tech	0	1	0	0	0
Chattanooga	2	3	3	0	1
Wright St.	2	3	3	0	1
UCF	2	1	2	0	0
at Stanford	0	0	0	0	0
Wofford	0	3	1	0	0
at Florida	0	0	0	0	0
Florida	0	0	0	0	0
Ole Miss	0	0	0	0	0
Vanderbilt	0	0	0	0	0
at Arkansas	0	1	0	0	0
at Kentucky	0	1	0	0	0
Saint Louis	4	0	0	0	0
Toledo	0	1	0	0	1
Virginia Tech	0	0	0	0	1

### 2023-24 Opp. (at Kentucky)PTS REB AST BLK STL

ETSU	10	3	4	0	1
USC Upstate	10	3	4	0	1
Austin Peay	8	4	7	0	0
at FGCU	2	5	3	0	0
NC State	5	4	1	0	2
Colorado	4	3	1	0	1
Cincinnati	3	4	2	0	0
Boston College	9	1	6	1	4
Tennessee Tech	1	4	3	0	0
Minnesota	5	1	5	0	1
at Louisville	2	1	3	0	0
Furman	0	1	1	1	1

Lipscomb	8	4	3	0	1
Samford	13	1	6	0	3
Arkansas	12	3	1	0	1
at Tennessee	6	0	2	0	3
Vanderbilt	11	2	2	0	1
at South Carolina	2	2	1	0	2
Missouri	4	4	3	0	1
at Arkansas	8	0	1	0	0
at Alabama	14	3	5	0	1
Mississippi St.	6	7	3	0	2
at Georgia	3	2	3	0	2
Texas A&M	5	2	3	0	1
at Auburn	4	2	3	0	3
Florida	7	4	0	1	2
at Mississippi St.	3	3	2	0	0
South Carolina	2	3	3	0	1
Ole Miss	5	2	2	0	0
at LSU	1	3	7	1	2
Georgia	11	5	5	0	1
Tennessee	0	3	3	0	1

## Aaryn Battle

### 2023-24 Opp. PTS REB AST BLK STL

Yale	0	0	0	0	1
West Virginia	0	0	0	0	0
at George Mason	10	3	0	0	2
at Duquesne	8	3	1	0	0
Coppin St.	3	1	5	1	0
Northern Ky.	9	3	4	1	1
Akron	9	3	3	0	1
Saint Francis	11	5	7	0	1
Binghamton	8	3	2	0	0
Lehigh	6	3	3	0	1
Ball St.	1	4	3	0	1
Georgia	3	3	2	1	0
Le Moyne	17	6	3	0	1
at Virginia tech	0	6	1	0	1
Notre Dame	9	5	1	0	1
Georgia Tech	0	0	3	0	0
Louisville	2	1	2	1	0
<b>at Boston College</b>	<b>4</b>	<b>4</b>	<b>2</b>	<b>0</b>	<b>0</b>
<b>Syracuse</b>	<b>0</b>	<b>0</b>	<b>1</b>	<b>0</b>	<b>0</b>
<b>at Virginia</b>	<b>0</b>	<b>1</b>	<b>0</b>	<b>0</b>	<b>0</b>
<b>at Louisville</b>	<b>2</b>	<b>1</b>	<b>2</b>	<b>0</b>	<b>0</b>
<b>Duke</b>	<b>2</b>	<b>1</b>	<b>1</b>	<b>0</b>	<b>0</b>
<b>at Notre Dame</b>	<b>0</b>	<b>0</b>	<b>1</b>	<b>0</b>	<b>0</b>
<b>Florida St.</b>	<b>7</b>	<b>3</b>	<b>1</b>	<b>0</b>	<b>2</b>
<b>NC State</b>	<b>11</b>	<b>2</b>	<b>0</b>	<b>1</b>	<b>0</b>
<b>at North Carolina</b>	<b>11</b>	<b>0</b>	<b>1</b>	<b>0</b>	<b>0</b>
<b>at Clemson</b>	<b>5</b>	<b>3</b>	<b>1</b>	<b>0</b>	<b>2</b>
<b>Wake Forest</b>	<b>4</b>	<b>2</b>	<b>2</b>	<b>0</b>	<b>1</b>
<b>at Syracuse</b>	<b>6</b>	<b>1</b>	<b>3</b>	<b>1</b>	<b>2</b>
<b>at Miami</b>	<b>0</b>	<b>5</b>	<b>4</b>	<b>0</b>	<b>1</b>
<b>Boston College</b>	<b>2</b>	<b>6</b>	<b>5</b>	<b>0</b>	<b>0</b>
<b>Georgia Tech ^</b>	<b>4</b>	<b>2</b>	<b>2</b>	<b>0</b>	<b>0</b>

## Amiya Jenkins

### 2023-24 Opp. (at Kentucky)PTS REB AST BLK STL

Radford	4	0	0	0	2
Morehead St.	8	0	0	0	0
Coastal Carolina	7	2	0	0	0
Bellarmine	1	2	0	0	0
Virginia Tech	7	4	0	0	1
Dayton	2	1	1	0	1
UNC Greensboro	8	2	1	0	1
at Minnesota	4	0	3	1	1
Louisville	9	1	0	0	0
at Missouri	0	0	0	0	0
Arkansas	4	2	1	0	0
at Georgia	0	0	0	0	0
LSU	0	0	0	0	0
South Carolina	0	0	0	0	0
at Florida	0	0	0	0	0
Auburn	0	0	0	0	0
Missouri	2	0	0	0	0

at South Carolina	2	0	0	0	0
at Ole Miss	7	1	0	0	0
Georgia	3	4	0	0	1
at Vanderbilt	7	8	0	0	0
at Texas A&M	0	0	0	0	0
Tennessee	2	0	0	0	0
Florida	5	5	3	0	0
Alabama	0	2	0	0	0
Tennessee	2	0	0	0	0

### 2023-24 Opp. (at Kentucky)PTS REB AST BLK STL

ETSU	16	4	0	0	1
USC Upstate	5	4	0	0	2
Austin Peay	8	5	1	0	1
at FGCU	18	6	1	0	1
NC State	8	6	1	0	0
Colorado	5	3	1	0	0
Cincinnati	0	2	1	0	0
Lipscomb	20	4	0	1	0
Samford	6	4	0	0	1
Arkansas	8	3	0	1	1
at Tennessee	0	1	0	0	1
Vanderbilt	5	1	1	0	0
at South Carolina	0	3	1	1	2
Missouri	2	1	1	0	0
at Arkansas	11	5	0	0	0
at Alabama	13	4	0	0	0
Mississippi St.	6	2	0	0	1
at Georgia	2	0	1	0	0
at Auburn	8	2	0	0	0
Florida	10	7	1	0	0
at Mississippi St.	6	3	0	0	2
South Carolina	0	0	1	0	0
Ole Miss	10	2	0	0	0
at LSU	14	2	0	0	1
Georgia	8	7	2	0	0
Tennessee	7	4	1	1	2

## MaKayla Elmore

### 2021-22 Opp. (at Clemson)PTS REB AST BLK STL

USC Upstate	0	2	0	0	0
at South Carolina	2	0	0	0	0
<b>North Florida</b>	<b>0</b>	<b>0</b>	<b>0</b>	<b>0</b>	<b>0</b>
<b>Mount St. Mary's</b>	<b>0</b>	<b>2</b>	<b>0</b>	<b>1</b>	<b>1</b>
<b>Northwestern</b>	<b>0</b>	<b>1</b>	<b>0</b>	<b>0</b>	<b>0</b>
<b>Presbyterian</b>	<b>0</b>	<b>1</b>	<b>1</b>	<b>0</b>	<b>1</b>
<b>at Syracuse</b>	<b>0</b>	<b>1</b>	<b>0</b>	<b>0</b>	<b>1</b>
<b>Wofford</b>	<b>3</b>	<b>2</b>	<b>0</b>	<b>0</b>	<b>1</b>
<b>LSU</b>	<b>0</b>	<b>0</b>	<b>0</b>	<b>0</b>	<b>0</b>
<b>NC State</b>	<b>0</b>	<b>1</b>	<b>0</b>	<b>1</b>	<b>0</b>
<b>at North Carolina</b>	<b>0</b>	<b>1</b>	<b>0</b>	<b>0</b>	<b>0</b>
<b>Boston College</b>	<b>3</b>	<b>0</b>	<b>0</b>	<b>1</b>	<b>2</b>
<b>Florida St.</b>	<b>0</b>	<b>0</b>	<b>0</b>	<b>1</b>	<b>1</b>
<b>at Wake Forest</b>	<b>0</b>	<b>0</b>	<b>0</b>	<b>0</b>	<b>0</b>
<b>at Florida St.</b>	<b>0</b>	<b>0</b>	<b>0</b>	<b>0</b>	<b>0</b>
<b>Pittsburgh</b>	<b>0</b>	<b>1</b>	<b>0</b>	<b>0</b>	<b>0</b>
<b>Georgia Tech</b>	<b>3</b>	<b>0</b>	<b>0</b>	<b>0</b>	<b>0</b>
<b>Louisville</b>	<b>0</b>	<b>3</b>	<b>1</b>	<b>1</b>	<b>0</b>
<b>at Virginia</b>	<b>0</b>	<b>0</b>	<b>1</b>	<b>0</b>	<b>1</b>
<b>at Virginia Tech</b>	<b>0</b>	<b>3</b>	<b>1</b>	<b>0</b>	<b>0</b>
<b>Wake Forest</b>	<b>0</b>	<b>1</b>	<b>0</b>	<b>0</b>	<b>0</b>
<b>at Georgia Tech</b>	<b>0</b>	<b>0</b>	<b>0</b>	<b>0</b>	<b>0</b>
<b>Duke</b>	<b>2</b>	<b>0</b>	<b>0</b>	<b>0</b>	<b>0</b>
<b>at Notre Dame</b>	<b>3</b>	<b>3</b>	<b>0</b>	<b>0</b>	<b>1</b>
<b>at Miami</b>	<b>4</b>	<b>5</b>	<b>0</b>	<b>1</b>	<b>0</b>
<b>Syracuse</b>	<b>2</b>	<b>5</b>	<b>0</b>	<b>1</b>	<b>0</b>
<b>Virginia Tech</b>	<b>0</b>	<b>0</b>	<b>0</b>	<b>0</b>	<b>0</b>

### 2022-23 Opp. (at Clemson)PTS REB AST BLK STL

Gardner-Webb	4	6	1	1	3
Wofford	3	1	0	0	0
Richmond	2	8	0	2	3
South Carolina	3	1	0	2	1
Kansas St.	0	1	0	2	1
Arkansas	3	3	1	1	1

# CAREER GAME-BY-GAME STATISTICS

Northern Ariz.	6	6	1	1	0
at Charleston So.	2	5	0	3	1
at Georgia St.	7	4	1	1	0
Charlotte	0	7	2	0	2
Western Caro.	6	1	1	1	0
at NC State	0	0	0	0	1
<b>Radford</b>	<b>0</b>	<b>6</b>	<b>2</b>	<b>1</b>	<b>1</b>
<b>Virginia Tech</b>	<b>0</b>	<b>0</b>	<b>0</b>	<b>0</b>	<b>0</b>
<b>Wake Forest</b>	<b>0</b>	<b>0</b>	<b>0</b>	<b>0</b>	<b>0</b>
<b>at Florida St.</b>	<b>0</b>	<b>3</b>	<b>0</b>	<b>0</b>	<b>0</b>
<b>Syracuse</b>	<b>5</b>	<b>0</b>	<b>0</b>	<b>0</b>	<b>0</b>
<b>at Duke</b>	<b>0</b>	<b>0</b>	<b>0</b>	<b>0</b>	<b>0</b>
<b>at Pittsburgh</b>	<b>0</b>	<b>1</b>	<b>0</b>	<b>0</b>	<b>0</b>
<b>Notre Dame</b>	<b>3</b>	<b>1</b>	<b>0</b>	<b>0</b>	<b>0</b>
<b>at Boston College</b>	<b>5</b>	<b>4</b>	<b>0</b>	<b>0</b>	<b>0</b>
<b>at Georgia Tech</b>	<b>6</b>	<b>3</b>	<b>0</b>	<b>0</b>	<b>1</b>
<b>North Carolina</b>	<b>0</b>	<b>2</b>	<b>0</b>	<b>0</b>	<b>0</b>
<b>Miami</b>	<b>3</b>	<b>2</b>	<b>0</b>	<b>1</b>	<b>1</b>
<b>at Wake Forest</b>	<b>0</b>	<b>1</b>	<b>0</b>	<b>1</b>	<b>0</b>
<b>Geogria Tech</b>	<b>3</b>	<b>0</b>	<b>0</b>	<b>0</b>	<b>0</b>
<b>at Louisville</b>	<b>9</b>	<b>5</b>	<b>1</b>	<b>0</b>	<b>0</b>
<b>at Miami</b>	<b>1</b>	<b>3</b>	<b>1</b>	<b>2</b>	<b>0</b>
<b>Virginia</b>	<b>0</b>	<b>3</b>	<b>1</b>	<b>0</b>	<b>0</b>
<b>Florida St.</b>	<b>6</b>	<b>6</b>	<b>1</b>	<b>1</b>	<b>0</b>
<b>Pittsburgh</b>	<b>0</b>	<b>4</b>	<b>1</b>	<b>1</b>	<b>0</b>
<b>North Carolina</b>	<b>2</b>	<b>3</b>	<b>2</b>	<b>0</b>	<b>0</b>
<b>High Point</b>	<b>3</b>	<b>8</b>	<b>1</b>	<b>0</b>	<b>1</b>
<b>Auburn</b>	<b>0</b>	<b>1</b>	<b>0</b>	<b>0</b>	<b>0</b>
<b>Florida</b>	<b>5</b>	<b>1</b>	<b>0</b>	<b>1</b>	<b>0</b>

2023-24 Opp. (at Clemson)	PTS	REB	AST	BLK	STL
Winthrop	2	7	2	0	0
Charleston So.	2	8	3	0	2
Mercer	9	7	0	0	1
at South Carolina	3	6	0	0	1
Longwood	4	7	1	1	3
Mississippi St.	6	4	2	0	0
Tulsa	3	9	0	0	0
Ark.-Pine Bluff	6	11	2	2	2
at Auburn	0	10	0	0	0
Duke	2	5	1	0	1
Georgia St.	4	6	0	0	1
Air Force	6	4	3	2	2
ETSU	4	7	0	1	0
at North Carolina	6	11	3	0	1
Florida St.	8	4	0	0	0
at Georgia Tech	2	1	1	0	0
at Syracuse	8	4	0	0	0
Louisville	8	4	0	0	1
at Virginia Tech	6	4	0	0	3
NC State	0	7	0	2	0
Wake Forest	2	8	4	0	0
Boston College	3	3	3	0	0
at Virginia	4	6	1	2	2
at Miami	3	3	1	0	1
Georgia Tech	4	2	1	0	1
Pittsburgh	0	0	1	0	0
at Notre Dame	2	5	0	0	1
Miami	2	4	1	0	1
at Wake Forest	17	6	2	0	1
at Florida St.	4	4	1	1	1
Boston College	2	3	1	0	1

BELLA PERKINS	PTS	REB	AST	BLK	STL
2021-22 Opp.					
Hawaii	5	4	5	0	0
at Virginia	0	2	1	0	0
Western Michigan	2	1	1	0	0
Missouri State	2	0	0	0	0
Seton Hall	0	0	0	0	0
San Francisco	2	0	1	0	0
CSUN	3	0	1	0	3
Texas Southern	2	1	3	0	1
at Colorado	10	0	1	0	0
Arizona	2	1	1	0	2

Washington State	15	4	0	0	1
Washington	0	2	0	0	0
at UCLA	0	1	0	0	0
UCLA	5	0	0	0	0
at Oregon State	5	2	3	0	0
at Oregon	5	1	1	0	0
California	0	1	2	0	1
Stanford	0	3	0	0	2
at Utah	0	0	0	0	0
at Washington State	0	1	0	0	0
Utah	3	0	1	0	1
Colorado	5	1	0	0	1
at Arizona State	0	0	0	0	0
at Arizona	0	0	1	0	0
UCLA	0	0	1	0	0

2022-23 Opp.	PTS	REB	AST	BLK	STL
CSU Bakersfield	12	1	1	0	0
Idaho State	15	0	0	0	1
at San Diego	0	0	0	0	0
at San Francisco	0	0	0	0	1
Penn	0	0	0	0	0
Utah State	0	0	3	1	0
California Baptist	0	0	0	0	0
Saint Mary's (CA)	5	1	0	0	1
at Oregon	3	1	0	1	0
California	0	0	0	0	0

2023-24 Opp.	PTS	REB	AST	BLK	STL
Yale	21	1	2	0	2
West Virginia	8	1	5	0	0
at George Mason	2	2	1	0	0
at Duquesne	11	4	0	0	0
Coppin St.	7	2	1	0	0
Northern Ky.	0	3	0	0	0
Akron	3	0	2	0	0
Saint Francis	13	3	3	0	0
Binghamton	2	1	0	0	0
Lehigh	22	3	5	0	3
Ball St.	10	2	1	0	0
Georgia	6	4	0	0	1
at Virginia Tech	4	1	2	0	0
Notre Dame	0	0	0	0	0
Georgia Tech	13	2	0	1	0
Louisville	5	0	1	0	0
at Boston College	3	1	0	0	1
Syracuse	10	1	3	0	0
at Virginia	4	1	1	0	0
at Louisville	6	1	1	0	0
Duke	3	1	0	0	1
at Notre Dame	0	2	0	0	0
Florida St.	0	1	0	0	1
NC State	0	0	0	0	1
at North Carolina	16	3	2	0	2
at Clemson	16	3	0	0	0
Wake Forest	8	2	2	0	1
at Syracuse	11	3	1	0	0
at Miami	8	2	0	0	0
Boston College	10	4	3	0	1
Georgia Tech ^	16	2	3	0	1

MARLEY WASHENITZ	PTS	REB	AST	BLK	STL
2022-23 Opp.					
at Coppin State	0	0	0	0	1
George Mason	0	0	0	0	0
Bryant	2	1	1	0	1
Towson	11	5	4	1	1
DePaul	2	3	1	0	1
Maryland	5	1	2	0	1
Illinois	4	2	2	0	1
Loyola Maryland	2	4	5	2	1
Ball State	0	1	3	0	0
Louisville	7	2	3	0	3
North Alabama	10	4	3	0	1
at Wake Forest	0	0	0	0	1

Miami	5	0	1	0	2
at Syracuse	4	5	7	1	3
at Louisville	10	2	0	2	0
Clemson	5	0	2	0	1
Virginia Tech	4	1	2	0	1
at Florida State	0	3	0	1	1
North Carolina	0	0	2	0	1
at Boston College	0	0	2	0	0
at Duke	2	0	2	0	1
Virginia	6	0	0	0	1
at Notre Dame	0	0	0	0	0
at Georgia Tech	5	0	0	0	2
Boston College	5	0	0	0	0
Notre Dame	2	1	1	0	0
Syracuse	0	1	0	0	0
Clemson ^	0	1	0	0	0

2023-24 Opp.	PTS	REB	AST	BLK	STL
Yale	11	2	7	1	1
West Virginia	2	5	2	0	1
at George Mason	1	2	1	0	0
at Duquesne	3	2	3	0	1
Coppin St.	2	3	3	0	2
Northern Ky.	3	3	4	0	1
Akron	3	7	6	0	0
Saint Francis	2	1	8	0	1
Binghamton	5	5	3	0	1
Lehigh	13	10	6	0	2
Ball St.	5	7	5	0	3
Georgia	10	9	3	0	5
Le Moyne	4	10	7	5	3
at Virginia Tech	0	6	1	0	2
Notre Dame	0	1	2	0	1
Georgia Tech	4	4	3	0	2
Louisville	4	1	3	0	1
at Boston College	6	3	1	0	2
Syracuse	2	9	6	1	0
at Virginia	6	1	4	0	1
at Louisville	4	1	3	0	2
Duke	3	2	0	0	3
at Notre Dame	5	3	2	1	3
Florida St.	6	6	8	1	0
NC State	10	2	2	1	1
at North Carolina	4	2	3	0	0
at Clemson	6	6	5	0	0
Wake Forest	2	3	3	0	1
at Syracuse	0	2	2	0	0
at Miami	2	2	0	0	0
Boston College	0	0	3	0	1

Lauren Rust	PTS	REB	AST	BLK	STL
2023-24 Opp.					
at Duquesne	0	0	0	0	0
Coppin St.	0	0	1	0	0
Northern Ky.	2	2	0	0	0
Saint Francis	0	1	0	0	0
Binghamton	0	0	0	0	0
Le Moyne	2	0	0	0	0
at Virginia Tech	0	2	0	0	0
Louisville	0	0	0	0	0
at Boston College	5	2	1	0	0
at Louisville	0	0	0	0	0
Duke	0	1	0	1	0
at Notre Dame	0	0	0	0	0
NC State	0	1	0	1	0
Boston College	0	1	0	0	0
Georgia Tech	0	1	0	0	0

RAEVEN BOSWELL	PTS	REB	AST	BLK	STL
2022-23 Opp.					
Kennesaw State	0	0	0	0	0
Central Michigan	0	1	1	0	0
Furman	7	2	0	0	0
at Notre Dame	0	1	0	0	0

# CAREER GAME-BY-GAME STATISTICS

Virginia Tech	0	0	0	0	0
<b>2023-24 Opp.</b>	<b>PTS</b>	<b>REB</b>	<b>AST</b>	<b>BLK</b>	<b>STL</b>
Le Moyne	0	0	0	0	0
at Virginia Tech	1	0	0	0	0
Louisville	0	0	0	0	1
at Virginia	0	0	0	0	0
Duke	0	0	0	0	0
NC State	0	0	0	0	0
at Miami	4	2	0	0	0
Boston College	1	0	0	0	0

## Khadija Faye

<b>2020-21 Opp. (at Texas Tech)</b>	<b>PTS</b>	<b>REB</b>	<b>AST</b>	<b>BLK</b>	<b>STL</b>
Southern U.	6	4	1	0	0
UIW	10	4	1	4	1
at Oklahoma St.	2	1	0	0	0
Oklahoma	8	7	1	3	1
Iowa St.	2	6	0	0	1
at West Virginia	2	6	0	1	0
Texas	3	2	0	1	1
at Kansas	0	3	3	0	0
at TCU	0	1	0	0	0
West Virginia	4	2	0	2	0
at Texas	6	4	1	0	1
Kansas St.	20	14	2	2	1
at Iowa St.	3	1	0	1	0
Baylor	6	4	0	1	0
Oklahoma St.	10	8	1	0	0
Kansas	4	8	1	2	0
at Kansas St.	4	6	3	1	4
at Oklahoma	10	5	1	0	0
Kansas St.	7	8	1	1	0

<b>2021-22 Opp. (at Texas Tech)</b>	<b>PTS</b>	<b>REB</b>	<b>AST</b>	<b>BLK</b>	<b>STL</b>
Southeastern La.	4	6	0	0	0
Weber St.	3	10	0	2	1
Lamar University	7	4	0	0	0
Texas St.	22	5	0	1	0
Ball St.	4	2	1	0	1
Old Dominion	5	4	0	2	0
New Mexico	9	6	1	2	1
Georgia	15	5	1	6	0
UNLV	2	5	1	0	0
Ole Miss	4	3	0	1	0
Oklahoma	0	1	0	0	0
at Texas	2	11	0	3	0
Oklahoma St.	4	9	0	1	0
at West Virginia	4	5	0	2	1
Kansas St.	11	8	0	0	5
at TCU	18	9	1	3	3
at Kansas	4	9	1	1	2
Baylor	4	8	1	0	1
Iowa St.	0	6	0	0	0

<b>2022-23 Opp. (at Texas)</b>	<b>PTS</b>	<b>REB</b>	<b>AST</b>	<b>BLK</b>	<b>STL</b>
Louisiana	0	0	1	0	0
at UCONN	0	0	0	0	0
Marquette	1	0	0	0	0
Louisville	2	3	0	0	0
Rutgers	6	5	0	1	1
Princeton	2	2	1	2	0
South Fla.	4	3	0	0	1
Southern U.	6	7	0	2	0
Alabama St.	19	9	2	2	5
at Jackson St.	14	12	2	1	1
Southern California	8	6	0	1	0
Houston Christian	16	11	1	1	3
Tex. A&M-Commerce	14	10	0	0	2
Kansas St.	9	5	2	1	3
at TCU	15	13	0	1	2
at Oklahoma St.	5	9	0	1	0
Kansas	3	7	1	0	0

Iowa St.	5	2	0	1	0
at Texas Tech	1	4	0	1	0
at Baylor	2	0	1	1	0
Oklahoma	3	2	0	0	0
Oklahoma St.	4	9	1	5	1
at West Virginia	4	4	0	1	1
at Kansas	6	10	1	3	4
Texas Tech	7	7	1	1	1
TCU	8	4	1	0	1
at Iowa St.	4	3	0	1	2
West Virginia	121	11	0	1	2
at Oklahoma	1	3	2	0	2
Baylor	4	1	0	0	0
at Kansas St.	8	1	0	2	0
Kansas St.	8	8	0	0	1
Oklahoma St.	4	7	0	2	2
Iowa St.	2	3	0	1	0
East Carolina	6	3	0	1	2
Louisville	0	0	0	0	0

<b>2023-24 Opp. (at Texas)</b>	<b>PTS</b>	<b>REB</b>	<b>AST</b>	<b>BLK</b>	<b>STL</b>
Southern U.	6	5	0	2	1
Liberty	5	6	1	1	4
UT Arlington	10	5	0	0	1
Louisiana Tech	5	4	0	0	0
Arizona St.	15	7	0	2	3
High Point	10	8	0	1	2
South Fla.	0	2	0	1	1
UCONN	4	1	0	0	0
Long Beach St.	10	7	0	1	1
at Arizona	5	4	0	0	1
at UTRGV	8	5	0	2	0
Jackson St.	14	5	0	2	0
Baylor	2	4	0	1	0
at Texas Tech	5	1	1	0	1
at West Virginia	8	2	0	1	1
TCU	6	3	0	0	1
Kansas	14	8	1	2	1
at Oklahoma St.	0	0	0	0	0
Oklahoma	2	1	0	1	0
Cincinnati	4	4	1	0	0
at Oklahoma	0	0	0	0	0
BYU	2	0	0	0	1
Kansas	3	1	0	0	0
Kansas St.	0	2	0	0	0
Iowa St.	0	1	0	0	0
Drexel	10	7	0	1	0
Alabama	2	2	0	1	0
Gonzaga	8	3	0	1	2
NC State	2	3	0	0	0

## AISLIN MALCOLM

<b>2022-23 Opp.</b>	<b>PTS</b>	<b>REB</b>	<b>AST</b>	<b>BLK</b>	<b>STL</b>
George Mason	3	1	0	0	0
Bryant	7	0	2	0	0
Duquesne	3	0	0	0	1
Towson	9	3	1	0	1
DePaul	9	3	0	0	2
Maryland	5	2	0	0	0
Illinois	3	0	0	0	0
Loyola Maryland	0	4	1	0	0
Louisville	6	0	0	0	0
North Alabama	6	1	1	0	1
at Wake Forest	0	0	0	0	0
at Syracuse	9	0	1	0	0
at Louisville	2	2	0	0	1
Clemson	0	0	0	0	0
Virginia Tech	0	0	0	0	0
at Florida State	3	1	2	0	0
at Boston College	0	0	1	0	0
at Duke	0	0	0	0	0
Virginia	3	1	0	1	0
at Notre Dame	0	0	0	0	0
at Georgia Tech	0	0	0	0	0
Notre Dame	3	0	0	0	0

Syracuse	0	0	0	0	0
<b>2023-24 Opp.</b>	<b>PTS</b>	<b>REB</b>	<b>AST</b>	<b>BLK</b>	<b>STL</b>
Yale	4	1	2	0	0
West Virginia	6	1	4	0	0
at George Mason	18	1	3	0	1
at Duquesne	2	4	0	0	1
Coppin St.	13	3	2	2	3
Northern Ky.	21	2	7	0	0
Akron	15	1	2	0	0
Saint Francis	14	2	2	0	0
Binghamton	18	6	2	0	0
Lehigh	4	2	5	0	0
Ball St.	3	0	1	0	0
Georgia	12	3	2	1	0
Le Moyne	12	1	3	0	2
at Virginia Tech	9	2	3	0	0
Notre Dame	2	1	3	1	0
Georgia Tech	19	2	2	1	2
Louisville	5	3	2	1	0
at Boston College	8	2	0	2	1
Syracuse	2	1	3	1	0
at Virginia	11	1	3	1	1
at Louisville	7	0	2	0	1
Duke	6	1	1	0	0
at Notre Dame	8	3	1	0	0
Florida St.	12	1	2	1	0
NC State	3	0	2	0	0
at North Carolina	8	0	2	0	0
at Clemson	13	1	2	0	2
Wake Forest	7	1	1	1	1
at Syracuse	2	4	2	1	0
at Miami	4	0	1	0	0
Boston College	12	1	1	0	1
Georgia Tech ^	16	0	1	0	1

## Mikayla Johnson

<b>2023-24 Opp. (at Colorado)</b>	<b>PTS</b>	<b>REB</b>	<b>AST</b>	<b>BLK</b>	<b>STL</b>
Le Moyne	6	3	1	0	2
Cincinnati	0	0	0	0	1
Kentucky	4	0	0	0	0
NC State	2	0	0	0	0
Boston U.	3	0	0	0	1
at Air Force	0	2	0	1	0
Northern Colo.	0	1	0	0	0
at Arizona St.	0	0	0	0	0
UCLA	0	0	0	0	0
at Washington	2	1	0	0	0
Oregon	5	2	0	0	0
Oregon St.	2	0	0	0	0
Washington St.	0	0	0	0	0
Oregon	5	3	0	0	1
Oregon St.	2	0	0	0	0
Washington St.	0	0	0	0	0
Oregon	5	3	0	0	1
Drake	0	0	0	0	0

^ - ACC Tournament

### 2023-24 PANTHER TRENDS

Overall.....	8-24
At home.....	5-11
On the road.....	2-9
At neutral sites.....	1-4
Games decided by 3 points or fewer.....	0-2
Games decided by 4-10 points.....	2-8
Games decided by 11-19 points.....	2-8
Games decided by 20+ points.....	4-6
Overtime.....	0-2
Double Overtime.....	0-0
vs. AP Top 25.....	0-8
Leading after the 1Q.....	3-3
Tied after the 1Q.....	0-2
Trailing after the 1Q.....	5-19
Leading at Halftime.....	7-3
Tied at Halftime.....	0-0
Trailing at Halftime.....	1-21
Leading after the 3Q.....	6-4
Tied after the 3Q.....	0-0
Trailing after the 3Q.....	2-20
Pitt shoots 45% or better.....	5-4
Opponent shoots 45% or better.....	2-6
Pitt shoots less than 45%.....	3-20
Opponent shoots less than 45%.....	6-18
Pitt shoots 40% or better from 3.....	4-2
Pitt shoots 39% or worse from 3.....	4-22
Pitt outrebounds opponent.....	6-9
Pitt is (ties) outrebounded by opponent....	2-15
Pitt has more turnovers than opponent....	1-21
Pitt has same # of turnovers as opponent.....	0-0
Pitt has fewer turnovers than opponent.....	7-3
Pitt has 7 or more steals.....	5-8
Pitt has 6 or fewer steals.....	3-16
Pitt scores 80 points or more.....	3-0
Pitt scores 70-79 points.....	3-2
Pitt scores 60-69 points.....	0-6
Pitt scores 50-59 points.....	2-11
Pitt scores 49 or fewer points.....	0-5
Opponent scores 80 points or more.....	1-3
Opponent scores 70-79 points.....	1-11
Opponent scores 60-69 points.....	2-9
Opponent scores 50-59 points.....	3-1
Opponent scores 49 or fewer points.....	1-0
On Mondays.....	0-0
On Tuesdays.....	1-2
On Wednesdays.....	1-3
On Thursdays.....	1-8
On Fridays.....	1-0
On Saturdays.....	0-3
On Sundays.....	3-9
In November.....	3-5
In December.....	3-3
In January.....	1-6
In February.....	1-8
In March.....	0-2
Wearing White.....	4-12
Wearing Blue.....	3-10
Wearing Gold.....	1-0
Wearing Pink.....	0-2

### PRODUCTION TRACKER AT PITT (Returning Players)

	21-22	22-23	23-24	TTL
<b>DOUBLE-DOUBLES</b>				
Marley Washenitz	-	-	1	1
<b>10+ POINTS</b>				
Aislin Malcolm	-	-	14	14
Bella Perkins	-	-	12	12
Marley Washenitz	-	3	4	7
Aaryn Battle	-	-	5	5
<b>20+ POINTS</b>				
Bella Perkins	-	-	2	2
Aislin Malcolm	-	-	1	1
<b>10+ REBOUNDS</b>				
Marley Washenitz	-	-	2	2
<b>30+ MINUTES</b>				
Aislin Malcolm	-	-	27	27
Marley Washenitz	-	-	13	13
Bella Perkins	-	-	5	5
<b>40+ MINUTES</b>				
Aislin Malcolm	-	-	4	4
Marley Washenitz	-	-	1	1
<b>LED IN POINTS</b>				
Aaryn Battle	-	-	2	2
Bella Perkins	-	-	2	2
Marley Washenitz	-	-	2	2
<b>LED IN REBOUNDS</b>				
Marley Washenitz	-	-	3	3
<b>LED IN ASSISTS</b>				
Marley Washenitz	-	8	13	21
Aislin Malcolm	-	1	4	5
Aaryn Battle	-	-	2	2

### CURRENT PITT STREAKS

<b>ALL GAMES</b>	<b>L5</b>
Last Win: 2/18/24 at Clemson	
<b>AT PETERSEN EVENTS CENTER</b>	<b>L9</b>
Last Win: 12/28/23 vs. Le Moyne	
<b>ON THE ROAD</b>	<b>L4</b>
Last Win: 2/18/24 at Clemson	
<b>NEUTRAL SITES</b>	<b>L4</b>
Last Win: 11/24/23 vs. Northern Kentucky	
<b>VS. RANKED OPPONENTS</b>	<b>L60</b>
Last Win: 3/21/15 vs. No. 17/18 Chattanooga	
<b>NON-CONFERENCE (HOME)</b>	<b>W4</b>
Last Loss: 12/28/23 vs. Le Moyne	
<b>NON-CONFERENCE (ROAD/NEUTRAL)</b>	<b>L3</b>
Last Loss: 12/20/23 vs. Georgia	
<b>ACC (REGULAR SEASON)</b>	<b>L4</b>
Last Win: 2/18/24 at Clemson	
<b>ACC (HOME)</b>	<b>L11</b>
Last Win: 1/16/22 vs. Wake Forest	
<b>ACC (ROAD)</b>	<b>L2</b>
Last Win: 2/18/24 at Clemson	
<b>WHEN SCORING 80+ POINTS</b>	<b>W26</b>
Last Win: 12/10/23 vs. Lehigh	
<b>WHEN SCORING 90+ POINTS</b>	<b>W24</b>
Last Win: 12/10/23 vs. Lehigh	
<b>WHEN SCORING 100+ POINTS</b>	<b>W3</b>
Last Loss: 2/8/89 at Providence	
<b>GAMES SCORING 70 OR MORE POINTS</b>	<b>0</b>
Last Time: 3/6/24 vs. Georgia Tech (60)	
<b>GAMES ALLOWING 59 OR FEWER POINTS</b>	<b>0</b>
Last Time: 3/6/24 vs. Georgia Tech	
<b>GAMES WITH A 15-POINT SCORER</b>	<b>1</b>
Last Miss: 3/3/24 vs. Boston College	

### ALL-TIME VS. NON-CONFERENCE OPPONENTS

TEAM	RECORD	LAST TIME
Canisius	1-0	12/29/93 - W, 80-53, H
Bucknell	2-1	12/20/17 - W, 57-39, H
West Virginia	18-29	11/11/23 - L, 71-62, H
Binghamton	1-0	12/3/23 - W, 73-62, H
Delaware St.	0-0	N/A
Robert Morris	24-0	12/5/06 - W, 79-69, H
Kansas	0-0	N/A
Auburn	0-0	N/A
Northern Iowa	0-0	N/A
Duquesne	23-17	11/18/23 - L, 56-55, A
Saint Peter's	0-0	N/A
New Hampshire	0-0	N/A
Utah Tech	0-0	N/A

### ALL-TIME VS. THE ACC

TEAM	RECORD	LAST TIME
Miami	9-27	2/29/24 - L, 64-44, A
Georgia Tech	4-9	1/7/24 - L, 68-58, H
Duke	0-16	2/1/24 - L, 69-38, H
Louisville	2-26	1/11/24 - L, 74-44, H
SMU	1-0	11/24/79 - W, 62-56, N
NC State	2-11	2/11/24 - L, 83-47, H
North Carolina	6-8	2/15/24 - L, 75-62, A
Virginia Tech	5-15	12/21/23 - L, 91-41, A
Stanford	0-2	3/29/08 - L, 72-53, N
Cal	0-1	12/20/98 - L, 40-35, N
Boston College	20-35	1/14/24 - L, 84-71 (OT), A
Notre Dame	4-35	1/4/24 - L, 71-66, H
Virginia	7-6	1/25/24 - W, 56-52, A
Florida State	0-11	2/8/24 - L, 76-60, H
Clemson	10-10	2/18/24 - W, 72-57, A
Syracuse	19-52	1/21/24 - L, 72-59, H
Wake Forest	5-9	2/22/24 - L, 65-50, H

### 2023-24 RETURNING DOUBLE-DOUBLES

Marley Washenitz (1)
13 points, 10 rebounds vs. Lehigh (12/10/23)

## WIN/LOSS DIFFERENTIAL

**WINS (8):** 4 (1), 5 (1), 11(1), 12 (1), 15 (1), 17 (1), 25 (1), 31 (1)  
**LOSSES (24):** 1(1), 3 (1), 5 (2), 6(1), 9 (1), 10 (2), 11 (1), 13 (3), 15 (1), 16 (1), 18 (2), 19 (1), 25 (1), 26 (1), 30 (1), 31 (1), 36 (1), 50 (1)

### STARTING LINEUP COMBINATIONS

Date	Opponent	G	G	G/F	F	F
11/7/23	Yale	Washenitz	Perkins	Malcolm	King	Ayodele
11/11/23	West Virginia	Washenitz	Perkins	Malcolm	King	Ayodele
11/15/23	George Mason	Washenitz	Perkins	Malcolm	King	Ayodele
11/18/23	Duquesne	Washenitz	Battle	Malcolm	King	Ayodele
11/21/23	Coppin St.	Washenitz	Battle	Malcolm	King	Ayodele
11/24/23	Northern Ky.	Washenitz	Battle	Malcolm	King	Ayodele
11/25/23	Akron	Washenitz	Battle	Malcolm	King	Ayodele
11/29/23	Saint Francis	Washenitz	Battle	Malcolm	King	Ayodele
12/03/23	Binghamton	Washenitz	Battle	Malcolm	King	Hutcherson
12/10/23	Lehigh	Washenitz	Battle	Malcolm	King	Hutcherson
12/19/23	Ball St.	Washenitz	Battle	Malcolm	King	Hutcherson
12/20/23	Georgia	Washenitz	Perkins	Malcolm	King	Jordan
12/28/23	Le Moyne	Washenitz	Battle	Malcolm	King	Hutcherson
12/31/23	Virginia Tech	Washenitz	Perkins	Malcolm	King	Rust
1/04/24	Notre Dame	Washenitz	Perkins	Hutcherson	King	Jordan
1/07/24	Georgia Tech	Washenitz	Malcolm	Hutcherson	King	Ayodele
1/11/24	Louisville	Washenitz	Battle	Malcolm	King	Hutcherson
1/14/24	Boston College	Timmerson	Battle	Malcolm	King	Ayodele
1/21/24	Syracuse	Washenitz	Timmerson	Malcolm	King	Ayodele
1/25/24	Virginia	Washenitz	Timmerson	Malcolm	King	Jordan
1/28/24	Louisville	Washenitz	Timmerson	Malcolm	King	Jordan
2/01/24	Duke	Washenitz	Timmerson	Malcolm	King	Jordan
2/04/24	Notre Dame	Washenitz	Timmerson	Malcolm	King	Jordan
2/08/24	Florida St.	Washenitz	Timmerson	Malcolm	King	Jordan
2/11/24	NC State	Washenitz	Battle	Malcolm	King	Jordan
2/15/24	North Carolina	Washenitz	Battle	Malcolm	King	Jordan
2/18/24	Clemson	Washenitz	Battle	Malcolm	King	Jordan
2/22/24	Wake Forest	Washenitz	Battle	Malcolm	King	Jordan
2/25/24	Syracuse	Washenitz	Battle	Malcolm	King	Ayodele
2/29/24	Miami	Washenitz	Battle	Malcolm	King	Ayodele
3/03/24	Boston College	Washenitz	Battle	Malcolm	King	Ayodele
3/06/24	Georgia Tech ^	Timmerson	Battle	Malcolm	King	Ayodele

^ - ACC Tournament Game

## CAREER STARTS

PLAYER	20-21	21-22	22-23	23-24	TOTAL	STREAK	GAMES PLAYED
0 Brooklynn Miles	-	-	-	27*	27	2	88
1 Aaryn Battle	-	-	-	19	19	8	32
2 Amiya Jenkins	-	-	-	17*	17	7	52
3 MaKayla Elmore	-	-	-	28*	28	3	93
10 Bella Perkins	-	6*	-	6	12	-	66
11 Marley Washenitz	-	-	16	30	46	-	59
13 Lauren Rust	-	-	-	1	1	-	15
14 Raeven Boswell	-	-	-	-	-	-	13
15 Khadija Faye	15*	9*	27*	7*	58	-	103
20 Aislin Malcolm	-	-	-	31	31	16	55
23 Mikalya Johnson	-	-	-	-	-	-	15

\* At previous school

## HIGH/LOW ANALYSIS

**POINTS, ANY HALF**  
 H: 50 vs. Lehigh, 12/10/23  
 L: 15 at Miami, 2/29/24

**POINTS, 1ST QUARTER**  
 H: 26 vs. Saint Francis, 11/29/23  
 L: 3 vs. Duke, 2/1/24

**POINTS, FIRST HALF**  
 H: 50 vs. Lehigh, 12/10/23  
 L: 15 at Miami, 2/29/24

**POINTS, 2ND QUARTER**  
 H: 31 vs. Lehigh, 12/10/23  
 L: 5 at Miami, 2/29/24

**POINTS, SECOND HALF**  
 H: 15 at Miami, 2/29/24  
 L: 20 vs. Duke 2/1/24

**POINTS, 3RD QUARTER**  
 H: 29 vs. Florida St., 2/8/24  
 L: 10 vs. Notre Dame, 2/4/24

**POINTS, ANY QUARTER**  
 H: 31 (2nd) vs. Lehigh, 12/10/23  
 L: 3 (1st) vs. Duke, (2/1/24)

**POINTS, 4TH QUARTER**  
 H: 30 vs. Lehigh, 12/10/23  
 L: 6 vs. Louisville (1/11/24)

## CAREER MILESTONE WATCH

### Brooklynn Miles

Milestone	Currently	To Go	Date Achieved/Opponent
400 points	286	114	--
250 rebounds	207	43	--
100 career games played	88	12	--

### Khadija Faye

Milestone	Currently	To Go	Date Achieved/Opponent
700 points	602	98	--
500 rebounds	495	5	--
225 field goals made	223	2	--
200 free throws made	156	44	--
100 blocks	97	3	--
100 steals	84	16	--

### Marley Washenitz

Milestone	Currently	To Go	Date Achieved/Opponent
250 points	219	31	--
200 rebounds	157	43	--
100 steals	66	34	--
50 games started	46	4	--

### Aislin Malcolm

Milestone	Currently	To Go	Date Achieved/Opponent
400 points	367	33	--
100 rebounds	68	32	--
100 3-pointers made	63	37	--
100 assists	79	21	--

### Aaryn Battle

Milestone	Currently	To Go	Date Achieved/Opponent
200 points	154	46	--
100 rebounds	79	21	--
100 steals	66	34	--

### MaKalya Elmore

Milestone	Currently	To Go	Date Achieved/Opponent
100 games played	93	7	--
350 rebounds	305	45	--
250 points	241	9	--
50 blocks	40	10	--

# 2023-24 CUMULATIVE SEASON STATISTICS (32 GAMES)



## 2023-24 Pittsburgh Women's Basketball Combined Team Statistics All games

Page 1/1  
as of Nov 03, 2024

### Game Records

Record	Overall	Home	Away	Neutral
ALL GAMES	8-24	5-11	2-9	1-4
CONFERENCE	2-16	0-9	2-7	0-0
NON-CONFERENCE	6-8	5-2	0-2	1-4

### Score by Periods

Team	1st	2nd	3rd	4th	OT	TOT
Pittsburgh	431	485	558	455	16	1945
Opponents	554	543	523	559	32	2211

### Team Box Score

No.	Player	Total			3-Point			F-Throw		Rebounds				Other								
		GP-GS	MIN	AVG	FG-FGA	FG%	3FG-3FGA	3FG%	FT-FTA	FT%	OFF	DEF	TOT	AVG	PF	DQ	A	TO	BLK	STL	PTS	AVG
2	KING, Liatu	32-32	1131:57	35.4	246-470	.523	0-0	.000	106-149	.711	108	221	329	10.3	90	1	57	108	47	59	598	18.7
20	MALCOLM, Aislin	32-31	1072:57	33.5	111-301	.369	42-133	.316	32-43	.744	1	49	50	1.6	44	0	70	88	13	17	296	9.3
14	JORDAN, Jala	29-11	574:50	19.8	90-229	.393	13-55	.236	45-56	.804	39	89	128	4.4	79	3	25	45	23	20	238	8.2
10	PERKINS, Bella	31-6	712:24	23.0	87-279	.312	52-170	.306	12-20	.600	9	47	56	1.8	36	0	39	44	1	16	238	7.7
1	BATTLE, Aaryn	32-19	742:39	23.2	61-148	.412	12-42	.286	20-28	.714	22	57	79	2.5	40	1	65	63	9	18	154	4.8
15	AYODELE, FAVOR	32-15	565:54	17.7	45-97	.464	0-0	.000	60-92	.652	96	102	198	6.2	97	4	11	29	15	18	150	4.7
11	WASHENITZ, Marley	31-30	863:03	27.8	43-161	.267	5-39	.128	37-51	.725	30	90	120	3.9	95	6	109	111	10	41	128	4.1
0	HUTCHERSON, Gabby	26-7	332:17	12.8	36-103	.350	8-26	.308	12-19	.632	15	53	68	2.6	22	0	8	17	8	6	92	3.5
3	TIMMERSON, Jasmine	24-8	367:30	15.3	10-47	.213	5-26	.192	11-19	.579	2	22	24	1.0	14	0	39	27	2	9	36	1.5
55	BOSWELL, Raeven	8-0	34:50	4.4	2-10	.200	0-1	.000	2-4	.500	2	0	2	0.3	1	0	0	2	0	1	6	0.8
13	RUST, Lauren	15-1	51:40	3.4	2-8	.250	0-0	.000	5-6	.833	4	7	11	0.7	6	0	2	7	2	0	9	0.6
Team											61	80	141					19				
<b>Total</b>		<b>32</b>	<b>6450</b>		<b>733-1853</b>	<b>.396</b>	<b>137-492</b>	<b>.278</b>	<b>342-487</b>	<b>.702</b>	<b>389</b>	<b>817</b>	<b>1206</b>	<b>37.7</b>	<b>524</b>	<b>15</b>	<b>425</b>	<b>560</b>	<b>130</b>	<b>205</b>	<b>1945</b>	<b>60.8</b>
<b>Opponents</b>		<b>32</b>	<b>6450</b>		<b>790-1923</b>	<b>.411</b>	<b>260-744</b>	<b>.349</b>	<b>371-497</b>	<b>.746</b>	<b>359</b>	<b>782</b>	<b>1141</b>	<b>35.7</b>	<b>511</b>	<b>4</b>	<b>506</b>	<b>452</b>	<b>115</b>	<b>302</b>	<b>2211</b>	<b>69.1</b>

### Team Statistics

	UP	OPP
<b>Scoring</b>	<b>1945</b>	<b>2211</b>
Points per game	60.8	69.1
Scoring margin	-8.3	-
<b>Field goals-att</b>	<b>733-1853</b>	<b>790-1923</b>
Field goal pct	.396	.411
<b>3 point fg-att</b>	<b>137-492</b>	<b>260-744</b>
3-point FG pct	.278	.349
3-pt FG made per game	4.3	8.1
<b>Free throws-att</b>	<b>342-487</b>	<b>371-497</b>
Free throw pct	.702	.746
F-Throws made per game	10.7	11.6
<b>Rebounds</b>	<b>1206</b>	<b>1141</b>
Rebounds per game	37.7	35.7
Rebounding margin	+2.0	-
<b>Assists</b>	<b>425</b>	<b>506</b>
Assists per game	13.3	15.8
<b>Turnovers</b>	<b>560</b>	<b>452</b>
Turnovers per game	17.5	14.1
Turnover margin	-3.4	-
Assist/turnover ratio	0.8	1.1
<b>Steals</b>	<b>205</b>	<b>302</b>
Steals per game	6.4	9.4
<b>Blocks</b>	<b>130</b>	<b>115</b>
Blocks per game	4.1	3.6
<b>Winning streak</b>	<b>0</b>	<b>-</b>
Home win streak	0	-
<b>Attendance</b>	<b>22323</b>	<b>41270</b>
Home games-Avg/Game	16-1395	11-3752
Neutral site-Avg/Game	-	5-1393

### Team Results

Date	Opponent	Score	Att.
11/07/2023	Yale	W 79-74	1199
11/11/2023	West Virginia	L 62-71	1505
11/15/2023	at George Mason	L 52-60	1181
11/18/2023	at Duquesne	L 55-56	2555
11/21/2023	Coppin St.	L 56-61	3155
11/24/2023	vs Northern Ky.	W 88-57	200
11/25/2023	vs Akron	Lot 72-75	200
11/29/2023	Saint Francis	W 87-62	894
12/03/2023	Binghamton	W 73-62	950
12/10/2023	Lehigh	W 94-82	983
12/19/2023	vs Ball St.	L 62-73	108
12/20/2023	vs Georgia	L 59-65	133
12/28/2023	Le Moyne	W 56-39	1097
12/31/2023	at Virginia Tech	L 41-91	6078
01/04/2024	Notre Dame	L 66-71	1285
01/07/2024	Georgia Tech	L 58-68	1653
01/11/2024	Louisville	L 44-74	868
01/14/2024	at Boston College	Lot 71-84	1126
01/21/2024	Syracuse	L 59-72	1555
01/25/2024	at Virginia	W 56-52	3817
01/28/2024	at Louisville	L 58-77	9452
02/01/2024	Duke	L 38-69	1199
02/04/2024	at Notre Dame	L 53-78	7170
02/08/2024	Florida St.	L 60-76	1124
02/11/2024	NC State	L 47-83	2001
02/15/2024	at North Carolina	L 62-75	2508
02/18/2024	at Clemson	W 72-57	880
02/22/2024	Wake Forest	L 50-65	1111
02/25/2024	at Syracuse	L 53-63	4178
02/29/2024	at Miami (FL)	L 44-62	2325
03/03/2024	Boston College	L 58-84	1744
03/06/2024	vs Georgia Tech	L 60-73	6322

# 2023-24 COMBINED SEASON STATISTICS (ACC ONLY)



## 2023-24 Pittsburgh Women's Basketball Combined Team Statistics In Conference games

### Game Records

Record	Overall	Home	Away	Neutral
ALL GAMES	2-16	0-9	2-7	0-0
CONFERENCE	2-16	0-9	2-7	0-0
NON-CONFERENCE	0-0	0-0	0-0	0-0

### Score by Periods

Team	1st	2nd	3rd	4th	OT	TOT
Pittsburgh	195	254	319	216	6	990
Opponents	307	305	321	349	19	1301

### Team Box Score

No.	Player				Total		3-Point		F-Throw		Rebounds											
		GP-GS	MIN	AVG	FG-FGA	FG%	3FG-3FGA	3FG%	FT-FTA	FT%	OFF	DEF	TOT	AVG	PF	DQ	A	TO	BLK	STL	PTS	AVG
2	KING, Liatu	18-18	633:53	35.2	135-260	.519	0-0	.000	57-83	.687	57	137	194	10.8	54	1	31	64	24	30	327	18.2
14	JORDAN, Jala	16-10	373:15	23.3	51-137	.372	9-37	.243	35-39	.897	29	60	89	5.6	46	1	12	30	17	13	146	9.1
20	MALCOLM, Aislin	18-17	603:36	33.5	54-173	.312	17-80	.213	13-18	.722	0	23	23	1.3	22	0	32	59	10	9	138	7.7
10	PERKINS, Bella	18-2	395:37	22.0	43-153	.281	28-92	.304	3-7	.429	4	24	28	1.6	15	0	16	28	1	9	117	6.5
1	BATTLE, Aaryn	18-9	374:42	20.8	28-69	.406	5-19	.263	4-5	.800	8	32	40	2.2	24	1	30	40	3	10	65	3.6
11	WASHENITZ, Marley	18-17	470:17	26.1	23-84	.274	3-21	.143	15-20	.750	6	48	54	3.0	53	4	51	58	4	20	64	3.6
15	AYODELE, Favor	18-6	280:38	15.6	15-34	.441	0-0	.000	28-35	.800	46	46	92	5.1	56	2	6	16	6	10	58	3.2
0	HUTCHERSON, Gabby	12-3	144:57	12.1	13-40	.325	4-10	.400	5-8	.625	4	20	24	2.0	8	0	5	6	4	3	35	2.9
3	TIMMERSON, Jasmine	15-7	274:22	18.3	8-34	.235	4-19	.211	9-15	.600	1	14	15	1.0	12	0	25	21	1	9	29	1.9
55	BOSWELL, Raeven	7-0	33:43	4.8	2-9	.222	0-1	.000	2-4	.500	2	0	2	0.3	1	0	0	2	0	1	6	0.9
13	RUST, Lauren	8-1	40:01	5.0	1-6	.167	0-0	.000	3-4	.750	2	5	7	0.9	6	0	1	6	2	0	5	0.6
Team											35	38	73							13		
Total		18	3625		373-999	.373	70-279	.251	174-238	.731	194	447	641	35.6	297	9	209	343	72	114	990	55.0
Opponents		18	3625		466-1098	.424	147-412	.357	222-291	.763	204	455	659	36.6	267	3	293	236	67	180	1301	72.3

### Team Statistics

	UP	OPP
<b>Scoring</b>	<b>990</b>	<b>1301</b>
Points per game	55.0	72.3
Scoring margin	-17.3	-
<b>Field goals-att</b>	<b>373-999</b>	<b>466-1098</b>
Field goal pct	.373	.424
<b>3 point fg-att</b>	<b>70-279</b>	<b>147-412</b>
3-point FG pct	.251	.357
3-pt FG made per game	3.9	8.2
<b>Free throws-att</b>	<b>174-238</b>	<b>222-291</b>
Free throw pct	.731	.763
F-Throws made per game	9.7	12.3
<b>Rebounds</b>	<b>641</b>	<b>659</b>
Rebounds per game	35.6	36.6
Rebounding margin	-1.0	-
<b>Assists</b>	<b>209</b>	<b>293</b>
Assists per game	11.6	16.3
<b>Turnovers</b>	<b>343</b>	<b>236</b>
Turnovers per game	19.1	13.1
Turnover margin	-5.9	-
Assist/turnover ratio	0.6	1.2
<b>Steals</b>	<b>114</b>	<b>180</b>
Steals per game	6.3	10.0
<b>Blocks</b>	<b>72</b>	<b>67</b>
Blocks per game	4.0	3.7
<b>Winning streak</b>	<b>0</b>	<b>-</b>
Home win streak	0	-
<b>Attendance</b>	<b>12540</b>	<b>37534</b>
Home games-Avg/Game	9-1393	9-4170
Neutral site-Avg/Game	-	0-0

### Team Results

Date	Opponent		Score	Att.
12/31/2023	at Virginia Tech	L	41-91	6078
01/04/2024	Notre Dame	L	66-71	1285
01/07/2024	Georgia Tech	L	58-68	1653
01/11/2024	Louisville	L	44-74	868
01/14/2024	at Boston College	Lot	71-84	1126
01/21/2024	Syracuse	L	59-72	1555
01/25/2024	at Virginia	W	56-52	3817
01/28/2024	at Louisville	L	58-77	9452
02/01/2024	Duke	L	38-69	1199
02/04/2024	at Notre Dame	L	53-78	7170
02/08/2024	Florida St.	L	60-76	1124
02/11/2024	NC State	L	47-83	2001
02/15/2024	at North Carolina	L	62-75	2508
02/18/2024	at Clemson	W	72-57	880
02/22/2024	Wake Forest	L	50-65	1111
02/25/2024	at Syracuse	L	53-63	4178
02/29/2024	at Miami (FL)	L	44-62	2325
03/03/2024	Boston College	L	58-84	1744

# ALL-TIME PANTER COACHES

NAME	YEARS (#)	WON	LOST	PCT.
Jean Condo	1974-75 (1)	10	6	.625
Pat Wallace	1975-77 (2)	35	16	.686
Jean Balthaser	1977-80 (3)	47	42	.528
Judy Saurer	1980-85 (5)	85	56	.603
Kirk Bruce	1985-98 (13)	158	214	.425
Traci Waites	1998-03 (5)	53	85	.384
Agnus Berenato	2003-13 (10)	161	149	.519
Suzie McConnell-Serio	2013-18 (5)	67	87	.435
Lance White	2018-23 (5)	42	99	.298
Tory Verdi	2023-Present (1)	8	24	.250
<b>TOTALS</b>	<b>51ST SEASON</b>	<b>666</b>	<b>778</b>	<b>.461</b>



**JEAN CONDO**  
1974-75 (One Season)



**PAT WALLACE**  
1975-77 (Two Seasons)



**JEAN BALTHASER**  
1977-80 (Three Seasons)



**JUDY SAURER**  
1980-85 (Five Seasons)



**KIRK BRUCE**  
1985-98 (13 Seasons)



**TRACI WAITES**  
1998-03 (Five Seasons)



**AGNUS BERENATO**  
2003-13 (10 Seasons)



**SUZIE MCCONNELL-SERIO**  
2013-18 (Five Seasons)



**LANCE WHITE**  
2018-2023 (Five Seasons)



**TORY VERDI**  
2023-Present (Second Season)

## YEAR-BY-YEAR RESULTS

YEAR	COACH	OVERALL	CONFERENCE
1974-75	Jean Condo	10-6	--
1975-76	Pat Wallace	16-8	--
1976-77	Pat Wallace	19-8	--
1977-78	Jean Balthaser	14-14	--
1978-79	Jean Balthaser	12-17	--
1979-80	Jean Balthaser	21-11	--
1980-81	Judy Saurer	22-8	--
1981-82	Judy Saurer	14-14	--
1982-83	Judy Saurer	17-11	5-3 (Big East)
1983-84	Judy Saurer	16-12	6-2 (Big East)
1984-85	Judy Saurer	16-12	10-6 (Big East)
1985-86	Kirk Bruce	11-16	5-11 (Big East)
1986-87	Kirk Bruce	7-21	1-15 (Big East)
1987-88	Kirk Bruce	14-15	5-11 (Big East)
1988-89	Kirk Bruce	11-17	3-13 (Big East)
1989-90	Kirk Bruce	15-14	6-10 (Big East)
1990-91	Kirk Bruce	16-13	10-6 (Big East)
1991-92	Kirk Bruce	11-18	6-12 (Big East)
1992-93	Kirk Bruce	15-12	10-8 (Big East)
1993-94	Kirk Bruce	21-10	12-6 (Big East)
1994-95	Kirk Bruce	17-11	10-8 (Big East)
1995-96	Kirk Bruce	6-24	3-15 (Big East)
1996-97	Kirk Bruce	8-22	3-15 (Big East)
1997-98	Kirk Bruce	6-21	3-15 (Big East)
1998-99	Traci Waites	8-19	3-15 (Big East)
1999-00	Traci Waites	16-13	7-9 (Big East)
2000-01	Traci Waites	9-18	3-13 (Big East)
2001-02	Traci Waites	8-19	3-13 (Big East)
2002-03	Traci Waites	12-16	4-12 (Big East)
2003-04	Agnus Berenato	6-20	2-14 (Big East)
2004-05	Agnus Berenato	13-15	5-11 (Big East)
2005-06	Agnus Berenato	22-11	9-7 (Big East)
2006-07	Agnus Berenato	24-9	10-6 (Big East)
2007-08	Agnus Berenato	24-11	10-6 (Big East)
2008-09	Agnus Berenato	25-8	12-4 (Big East)
2009-10	Agnus Berenato	16-15	5-11 (Big East)
2010-11	Agnus Berenato	14-17	5-11 (Big East)
2011-12	Agnus Berenato	8-22	0-16 (Big East)
2012-13	Agnus Berenato	9-21	0-16 (Big East)
2013-14	Suzie McConnell-Serio	11-20	3-13 (ACC)
2014-15	Suzie McConnell-Serio	20-12	9-7 (ACC)
2015-16	Suzie McConnell-Serio	13-18	4-12 (ACC)
2016-17	Suzie McConnell-Serio	13-17	4-12 (ACC)
2017-18	Suzie McConnell-Serio	10-20	2-14 (ACC)
2018-19	Lance White	11-20	2-14 (ACC)
2019-20	Lance White	5-26	1-17 (ACC)
2020-21	Lance White	5-14	3-12 (ACC)
2021-22	Lance White	11-19	2-16 (ACC)
2022-23	Lance White	10-20	3-15 (ACC)
2023-24	Tory Verdi	8-24	2-16 (ACC)

**51ST SEASON 666-778 208-499**

**UPDATED: October 6, 2024**

# PANTHERS ALL-TIME AWARD WINNERS

## NATIONAL AWARDS

### WBCA ALL-AMERICANS

Jennifer Bruce, 1985 (All-District)  
 Lorri Johnson, 1991 (All-District)  
 Jonna Huemrich, 1994 (Honorable Mention)  
 Mercedes Walker, 2007, 2008 (District 1)  
 Shavonte Zellous, 2009 (Region 1)

### ASSOCIATED PRESS ALL-AMERICANS THIRD TEAM

Shavonte Zellous, 2009

### HONORABLE MENTION

Mercedes Walker, 2007, 2008

### COSIDA ACADEMIC ALL-AMERICANS

Pam Miklasevich, 1981

### NANCY LIEBERMAN AWARD FINALISTS

Brianna Kiesel, 2015

## REGIONAL/DISTRICT

### WBCA ALL-REGION NOMINEES

Brianna Kiesel (Region 2), 2015

### KODAK ALL-DISTRICT

Jennifer Bruce (District 2), 1985  
 Lorri Johnson (District 2), 1991

## ACC

### ALL-ACC FIRST TEAM

Brianna Kiesel, 2015  
 Liatu King, 2024

### HONORABLE MENTION

Jayla Everett, 2021

### ACC ALL-DEFENSIVE TEAM

Brianna Kiesel, 2015

### ACC ALL-FRESHMAN TEAM

Brenna Wise, 2016  
 Dayshanette Harris, 2020

### ACC MOST IMPROVED PLAYER

Liatu King, 2024

### ACC ALL-ACADEMIC TEAM

Loliya Briggs, 2014  
 Aysia Bugg, 2020  
 Yacine Diop, 2015  
 Dayshanette Harris, 2020, 2021, 2022, 2023  
 Emy Hayford, 2023  
 Gabby Hutcherson, 2023, 2024  
 Maliyah Johnson, 2023  
 Brianna Kiesel, 2014, 2015  
 Liatu King, 2022, 2023  
 Aislin Malcolm, 2024  
 Bella Perkins, 2024  
 Avery Strickland, 2023  
 Destiny Strother, 2023  
 Jasmine Timmerson, 2024  
 Cassidy Walsh, 2019  
 Kalista Walters, 2018  
 Marley Washenitz, 2023, 2024  
 Jasmine Whitney, 2019  
 Monica Wignot, 2015  
 Brenna Wise, 2016, 2017

### ACC HONOR ROLL

Kauai Bradley, 2016, 2018, 2019  
 Aysia Bugg, 2016, 2017, 2018, 2019, 2020  
 Jonna Chatzileonti, 2024  
 Sandrine Clesca, 2021, 2022  
 Yacine Diop, 2017  
 Mary Dunn, 2022  
 Taisha Exanor, 2021  
 Cynthia Ezeja, 2020  
 Destinie Gibbs, 2016, 2017  
 Alayna Gribble, 2017, 2018  
 Dayshanette Harris, 2020, 2021, 2022  
 Brandi Harvey-Carr, 2017  
 Emy Hayford, 2020, 2021, 2022  
 Tracey Hueston, 2021  
 Gabby Hutcherson, 2023, 2024  
 Rita Igbokwe, 2020  
 Maliyah Johnson, 2022  
 Jala Jordan, 2024  
 Cara Judkins, 2018, 2019, 2020, 2021  
 Brianna Kiesel, 2014, 2015  
 Liatu King, 2021, 2022  
 Tehya Lyons, 2019  
 Aislin Malcolm, 2023, 2024  
 Kyla Nelson, 2018

Bella Perkins, 2024  
 Frederique Potvin, 2016  
 Ismini Prapa, 2019, 2020, 2022  
 Lauren Rust, 2024  
 Jordan Serio, 2015  
 Madison Serio, 2016, 2017  
 Destiny Strother, 2021  
 Jasmine Timmerson, 2024  
 Cassidy Walsh, 2016, 2017, 2018, 2019  
 Kalista Walters, 2016, 2017, 2018  
 Marley Washenitz, 2023, 2024  
 Jasmine Whitney, 2017  
 Monica Wignot, 2015  
 Brenna Wise, 2016, 2017

### ACC PLAYERS OF THE WEEK

Brianna Kiesel (Jan. 6, 2014; Dec. 29, 2014)  
 Liatu King (Dec. 4, 2023)

### ACC FRESHMEN OF THE WEEK

Yacine Diop (Dec. 8, 2014)  
 Jasmine Whitney (Nov. 14, 2016; Dec. 12, 2016)  
 Amber Brown (Dec. 9, 2019; Jan. 6, 2020)  
 Dayshanette Harris (Feb. 3, 2020)

### ACC POSTGRADUATE SCHOLARSHIP

Brianna Kiesel, 2015  
 Emy Hayford, 2023

## BIG EAST

### CO-BIG EAST PLAYER OF THE YEAR

Jennifer Bruce, 1984

### BIG EAST ROOKIE OF THE YEAR

Jonna Huemrich, 1991

### BIG EAST MOST IMPROVED PLAYER

Shavonte Zellous, 2007

## ALL-BIG EAST

### FIRST TEAM

Jennifer Bruce, 1983, 1984, 1985  
 Jonna Huemrich, 1993, 1994  
 Lorri Johnson, 1989, 1991  
 Pam Miklasevich, 1983  
 Mercedes Walker, 2006, 2007  
 Shavonte Zellous, 2007, 2008, 2009

### SECOND TEAM

Taneisha Harrison, 2011  
 Jonna Huemrich, 1992  
 Lorri Johnson, 1990  
 Carol Morton, 1995  
 Xenia Stewart, 2009  
 Mercedes Walker, 2008  
 Mallorie Winn, 2006

### THIRD TEAM

Jill Colabrese, 1994  
 Connie Hurt, 1990  
 Jenine Joyce, 1995  
 Turia Ransom, 1993  
 Laine Selwyn, 2003

### HONORABLE MENTION

Chelsea Cole, 2010, 2011  
 Brianna Kiesel, 2013  
 Latoya Kincaid, 2004  
 Laine Selwyn, 2002  
 Jania Sims, 2010  
 Mercedes Walker, 2005

### BIG EAST ALL-ROOKIE TEAM

Julie Callan, 1984  
 Chelsea Cole, 2008  
 Taneisha Harrison, 2008  
 Latia Howard, 1995  
 Jonna Huemrich, 1991  
 Brianna Kiesel, 2012  
 Maureen McConnell, 1990  
 Turia Ransom, 1990  
 Jennifer Shingler, 1987  
 Jania Sims, 2007  
 Mercedes Walker, 2005  
 Pepper Wilson, 2009  
 Mandy Wittenmyer, 2000

## COACHES AWARDS

### NAISMITH COACH OF THE YEAR SEMIFINALIST

Suzie McConnell-Serio, 2015

### BIG EAST COACHES OF THE YEAR

Judy Saurer, 1984  
 Traci Waites, 2000

## WBCA ALL-AMERICANS



JENNIFER BRUCE >> 1985, ALL-DISTRICT




LORRI JOHNSON >> 1991, ALL-DISTRICT



JONNA HUEMRICH >> 1994, HONORABLE MENTION



MARCEDES WALKER >> 2007, 2008, DISTRICT



SHAVONTE ZELLOUS >> 2009, REGION 1

# THE VARSITY WALK

Between the Cathedral of Learning and Heinz Chapel in Oakland is a sidewalk called the Varsity Walk, where the names of outstanding Pitt student-athletes are embedded in the stones.

The Varsity Walk was conceived in 1950. The names of new members are added each year.

The hand-carved stones were first presented as the Athletic Committee Award and the Charles C. Hartwig Award. The Athletic Committee recognized the best athlete from any sport. The Charles Hartwig Award was given to the senior athlete who promoted and sponsored the best interests of Pitt athletics, in honor of the 1934 All-American tight end. In 1971, the award's names were changed to Panther and Blue-Gold awards, respectively.

Today, the Panther Award is presented to the graduating senior-athlete who has promoted Pittsburgh athletics through his/her outstanding athletic achievement. The Blue-Gold Award is given to the seniors who best represent the student-athlete ideal based on academic scholarship, athletic achievement, leadership qualities, and citizenship.

## 1974-75

Mary E. Klobchar (Blue-Gold Award)

## 1984-85

Jennifer Bruce (Panther Award)

## 1989-90

Jennifer Shingler (Blue-Gold Award)  
Lorri Johnson (Panther Award)

## 1993-94

Jonna Huemrich (Panther Award)

## 1994-95

Carol Morton (Panther Award)

## 2000-01

Monique Toney (Blue-Gold Award)

## 2007-08

Mercedes Walker (Panther Award)


## 2008-09

Shavonte Zellous (Panther Award)

## 2014-15

Brianna Kiesel (Blue-Gold and Panther Award)

- Second female ever to earn both awards, third overall
- (Megan Dooley – 2009-10, volleyball, Jeff Delaney – 1978-79, football)



# PANTHERS IN THE PROS

## CURRENT/FORMER PLAYERS IN THE WNBA


- Laine Selwyn, Indiana Fever, 2008
- Mercedes Walker, Houston Comets, 2008
- Shavonte Zellous, Detroit Shock, Indiana Fever, New York Liberty, Seattle Storm, Washington Mystics 2009-2021
- Brianna Kiesel, Tulsa Shock, Indiana Fever, Dallas Wings, Atlanta Dream - 2017-19

## WNBA DRAFT PICKS

- Shavonte Zellous, 2009 1st round, 11th pick, Detroit Shock
- Brianna Kiesel, 2015 2nd round, 13th pick, Tulsa Shock

## CURRENT/FORMER PLAYERS OVERSEAS

- Chelsea Cole – Club Baloncesto Las Rozas (Spain, Euroleague)
- Taneisha Harrison – CSU Alba Iulia (Romania, Euroleague)
- Brandi Harvey-Carr – Widzew Łódź (Poland)
- Brianna Kiesel – ASA Jerusalem (Israel); Uni Győr (Hungary, Euroleague); Udominate Umea (Sweden); AZS-UMCS Lublin (Poland)
- Karlyle Lim – Samsung Life Bichumi (Korea, WKBL)
- Laine Selwyn – Ramat Hasharon Electra (Israel, Euroleague)
- Xenia Stewart – Odra Brzeg (Poland, Euroleague)
- Mercedes Walker – Botas (Turkey), Pozzuoli (Italy), Elitzur Netanya (Israel), Napoli (Euroleague)
- Shavonte Zellous – Besiktas (Turkey); TTT Riga (Latvia, Euroleague); Eletra Ramat (Israel), Mersin (Turkey; Galatasaray (Euroleague); Fenerbahçe (Euroleague); Adana (Turkey)
- Danielle Garven - CAB Madeira (Portugal)
- Mary Dunn - Singleton SuperValu Brunell (Ireland)



SHAVONTE ZELLOUS >> SEATTLE STORM (2019-20)



LAIN SELWYN >> INDIANA FEVER (2008)



MARCEDES WALKER >> HOUSTON COMETS (2008)



BRIANNA KIESEL >> ATLANTA DREAM (2017)

# PANTHERS IN THE NCAA TOURNAMENT

## ALL-TIME NCAA TOURNAMENT RESULTS (6-4)

DATE	SEED	OPPONENT	SCORE	LOCATION
March 18, 2007	No. 8	No. 9 James Madison	W, 71-61	Pittsburgh, Pa.
March 20, 2007	No. 8	No. 1 Tennessee	L, 68-54	Pittsburgh, Pa.
March 22, 2008	No. 6	No. 11 Wyoming	W, 63-58	Albuquerque, N.M.
March 24, 2008	No. 6	No. 3 Baylor	W, 67-59	Albuquerque, N.M.
March 29, 2008	No. 6	No. 2 Stanford	L, 72-53	Spokane, Wash.
March 21, 2009	No. 4	No. 13 Montana	W, 64-35	Seattle, Wash.
March 23, 2009	No. 4	No. 12 Gonzaga	W, 65-60	Seattle, Wash.
March 29, 2009	No. 4	No. 1 Oklahoma	L, 70-59	Oklahoma City, Okla.
March 21, 2015	No. 10	No. 7 Chattanooga	W, 51-40	Knoxville, Tenn.
March 23, 2015	No. 10	No. 2 Tennessee	L, 77-67	Knoxville, Tenn.

## 2006-07

Pitt hosted its first-ever NCAA Women's Basketball Tournament first and second rounds on March 18 and 20, 2007 at the Petersen Events Center. The pressure was on for the Panthers to make the tournament for the first time in school history and to play on their home court.

Before the season even began, that goal looked to be in jeopardy as star point guard **Mallorie Winn** went down with a season-ending knee injury. The team pressed on, however, playing to a school-record 24 wins and their first-ever NCAA Tournament.

Pitt, a No. 8 seed, met up with No. 9 seeded James Madison in the first round. Junior center **Mercedes Walker** dominated at both ends of the court for 20 points and 15 rebounds and Pitt shook off the stubborn Dukes for a 71-61 victory – the program's first win in its first NCAA Tournament. **Shavonte Zellous** added 17 points for the eighth-seeded Panthers.

After the first round win over JMU, the Panthers were slated to meet up with No. 1 seeded Tennessee. The Petersen Events Center was rocking with anticipation.

Tennessee jumped out to a quick start, taking a 40-24 lead heading into the locker room. The Panthers were not finished, however, as they pulled to within nine midway through the second half behind the physical play of Walker and the quick touch of Zellous.

The Lady Vols went on to a 68-54 victory to end Pitt's first run in the NCAA Tournament. Tennessee would go on to win the NCAA Tournament that year.

## 2007-08

Despite being named a No. 6 seed, the Panthers were shipped out west to Albuquerque, N.M., for their second trip to the NCAA Tournament. First up, the Cowgirls of Wyoming.

Pitt got off to a bit of a slow start at the Pit, in front of a biased, and raucous crowd of 6,097.



Brianna Kiesel set a school record in NCAA Tournament play with 32 points against Tennessee in 2015.

The Panthers continued to fight, however, and took the lead from redshirt sophomore **Sophonria Sallard**, who had played sparingly during the season. Sallard turned in a 6 for 6 performance and had the game of her life, helping to lead Pitt to a 63-58 victory.

**Shavonte Zellous** again led the team with 21 points and **Mallorie Winn** scored her 1,000th career point with a key three-pointer down the stretch. It was a hard-fought contest, but Pitt pulled out the 63-58 win down the stretch.

Up next for Pitt was the No. 3 seed and 12th-ranked Baylor Bears, who were just three years removed from a national championship. Pitt was the underdog in the game, but never approached it that way as the Panthers out-scored Baylor 41-31 in the second half to secure the 67-59 victory.

Zellous led the team with 19 points and **Mercedes Walker** added 17 on the night. Walker was having an exceptional night, but picked up two quick fouls and was forced to leave the game with 5:28 remaining.

Zellous took over and hit a critical three free throws after being fouled on a three-point

attempt late in the game. The Bears could not recover and Pitt earned its first trip to the Sweet 16 to face Stanford.

Some expected Pitt to show up at the Sweet 16 meeting with No. 2 seed Stanford and simply bow out gracefully. The Panthers, however, had other plans for the night.

Pitt battled throughout the game and trailed by just one point with 8 and a half minutes remaining.

The Cardinal proved to be too much, however, as Pitt went cold for more than three minutes and Stanford went on to a 72-52 victory where the game was much tighter than the final score. Zellous scored a team-high 22 points and the Panthers held Wade Trophy winner Candace Wiggins to 14 points, while not allowing her a first basket until 11:17 into the game.

## 2008-09

Ranked 15th in the country, the Panthers appeared in the NCAA Tournament for the third consecutive year, receiving a team-best No. 4 seed in the Oklahoma City Regional. Pitt traveled to Seattle, Wash. to play the No. 13 seed Montana Lady Grizzlies in the first round.

The Lady Grizzlies came out with a lot of energy and gave the Panthers a challenge in the first half as Pitt took just a one-point lead into the locker room at halftime. Powered by a strong defensive effort, the Panthers held the Lady Grizzlies to 10 second half points, tying the NCAA tournament record for fewest points allowed in a half.

All-American **Shavonte Zellous** kept the Panthers in the game in the first half scoring 15 of her game-high 31 points, becoming Pitt's all time single-season scoring leader in the process.

Sophomore **Shayla Scott** contributed 11 points, including a pair of 3-pointers to start off the second half.

Next up was No. 12 seed Gonzaga, who had just upset the fifth-seeded Xavier, and had the home crowd advantage. The Bulldogs did not make the game easy and battled with the Panthers until the final seconds but Pitt's experience – capitalizing on Gonzaga's critical mistakes late in the game – was the difference in the 65-60 victory.

Zellous scored nine of her 24 points in the final four minutes including two drives off of turnovers and a pair of free throws that put the Panthers up 63-60 with 15.9 seconds left. Senior **Xenia Stewart** hit two foul shots that sealed the game with three seconds left, helping the Panthers earn their second straight Sweet 16 appearance.

The Panthers traveled to Oklahoma City to face the fourth-ranked and No. 1 seeded Oklahoma



Pitt was the final at-large team selected to the 2015 NCAA Tournament field, picked as a No. 10 seed. The Panthers went on to upset No. 7

Sooners. Pitt stayed with the Sooners the first half of the game, going into halftime down by nine. But, with an arena filled with raucous Oklahoma fans and freshman point guard Whitney Hand having a career night with 22 points, the Sooners created a deficit that was too much to overcome in the second half.

The Panthers tried to make a rally the last 10 minutes of the second half, but their comeback efforts came up short as Oklahoma defeated the Panthers 70-59. Zellous led the Panthers with 18 points as their season came to an end.

**2014-15**

It was 8:52 p.m. on March 16, 2015, and the name Pittsburgh had still not been called.

There were four teams left to be revealed for the NCAA Tournament. You could cut the tension with a knife in the women's locker room which was hosting a watch party.

Surely the Panthers weren't going to get snubbed, right? A 19-11 regular season record, a seventh place finish in the ACC at 9-7, and four wins over top-50 RPI teams, it seemed like Pitt had done enough. But the Panthers were hoping not to have their bubbles burst.

Miami, who finished eighth in the ACC standing, had been called about 40 minutes earlier. It was hard to not think of the worst case scenario.

As the team, the coaches, their families, friends and Pitt athletic employees waited, Dari Nowkhah unveiled the last four teams for the 2015 NCAA Tournament.

"The 7 vs. 10 game in Knoxville, the seventh-seeded Chattanooga Mocs ... <pause > ... and the tenth-seeded Pittsburgh Panthers."

Pandemonium ensued.

Screams, laughter, tears, hugs. Every possible

emotion you could think of, that locker room experienced it that night. Come to find out, the Panthers were the last at-large team announced.

The other three teams in the Knoxville bracket (Boise State, Chattanooga and Tennessee) had known they were going to be in. But not the Pitt Panthers.

And there it was. Pitt's fourth NCAA Tournament in program history, the first since 2009, and the first for head coach Suzie McConnell-Serio. "#PittWomensHoops" was trending in Pittsburgh that night.

Coming off an 11-20 season in McConnell-Serio's first season as Pitt's head coach, the Panthers were picked to finish last in the ACC, which made it all the more sweet when they heard their name called for the NCAA Tournament.

The Panthers went on to defeat the seventh-seeded and 17th-ranked Mocs in the first round of the tournament 51-40, snapping Chattanooga's 25 game winning streak.

Then came an opportunity to do what 55 other teams could not do – beat Tennessee on its home court in the NCAA Tournament.

Senior guard **Brianna Kiesel** did all she could, scoring a career-high 32 points. However, the Vols made their free throws down the stretch and went on for a 77-67 victory, ending Pitt's magical and unforeseeable season. Pitt had a final record of 20-12.

It was truly a season no one saw coming – unless you asked the coaches and the players. Suzie McConnell-Serio, for leading one of the nation's biggest turnarounds, was named a Naismith National Coach of the Year semifinalist.

**NCAA TOURNAMENT SUPERLATIVES**

**INDIVIDUAL**

POINTS.....	32
..... Brianna Kiesel vs. Tennessee (3/23/15)	
FIELD GOALS MADE.....	13
..... Shavonte Zellous vs. Montana (3/21/09)	
FREE THROWS MADE .....	10
..... Shavonte Zellous vs. Gonzaga (3/23/09)	
FREE THROW PERCENTAGE (min. 8 made).....	83.3 (10-12)
..... Shavonte Zellous vs. Gonzaga (3/23/09)	
3FG MADE.....	3
..... Mallorie Win vs. Stanford (3/29/08)	
3FG PERCENTAGE (min. 2 made).....	100.0 (2-2)
..... Xenia Stewart vs. Gonzaga (3/23/09)	
REBOUNDS.....	15
..... Mercedes Walker vs. James Madison (3/18/07)	
ASSISTS .....	5
. Four times, last Jania Sims vs. Tennessee (3/20/07)	
BLOCKS .....	5
... Twice, last Monica Wignot vs. Tennessee (3/23/15)	
STEALS .....	4
..... Shavonte Zellous vs. Montana (3/21/09)	

**TEAM**

POINTS.....	71
.....vs. James Madison (3/18/07)	
FIELD GOALS MADE.....	26
..... vs. Montana (3/21/09)	
FREE THROWS MADE .....	21
.....vs. James Madison (3/18/07)	
FREE THROW PERCENTAGE (min. 10 made).....	90.9 (20-22)
..... vs. Gonzaga (3/23/09)	
3FG MADE.....	5
..... vs. Gonzaga (3/23/09)	
3FG PERCENTAGE (min. 4 made).....	45.4 (5-11)
..... vs. Gonzaga (3/23/09)	
REBOUNDS.....	45
.....vs. Oklahoma (3/29/09)	
ASSISTS .....	18
.....vs. James Madison (3/18/07)	
BLOCKS .....	10
..... vs. Gonzaga (3/23/09)	
STEALS .....	9
..... Twice, last vs. Gonzaga (3/23/09)	

**DOUBLE-DOUBLES (2)**

Stasha Carey vs. Chattanooga (3/21/15)..... 16 p, 13 r  
 Mercedes Walker vs. James Madison (3/18/07) .20 p, 15 r

# PANTHERS IN THE WNIT

## ALL-TIME WNIT RESULTS (7-5)

DATE	OPPONENT	SCORE	LOCATION
March 26, 1981	Georgia*	L, 100-69	Amarillo, Texas
March 27, 1981	Baylor*	W, 101-81	Amarillo, Texas
March 28, 1981	Tennessee Tech*	W, 93-91	Amarillo, Texas
March 24, 1994	Gonzaga*	W, 89-77 (OT)	Amarillo, Texas
March 25, 1994	Oklahoma*	L, 86-77	Amarillo, Texas
March 26, 1994	Tulane*	W, 71-66	Amarillo, Texas
March 16, 2000	Cincinnati	L, 76-60	Pittsburgh, Pa.
March 18, 2006	Delaware	W, 64-57	Pittsburgh, Pa.
March 22, 2006	Mississippi^	W, 85-76	Pittsburgh, Pa.
March 24, 2006	Virginia^	W, 68-58	Pittsburgh, Pa.
March 27, 2006	Marquette	L, 77-64	Milwaukee, Wisc.
March 19, 2010	Toledo	L, 70-58	Toledo, Ohio

\* Formerly National Women's Invitational Tournament  
 ^ Played at Fitzgerald Field House



Karlyle Lim, 2006



Shavonte Zellous, 2006



Mercedes Walker, 2006



Mallorie Winn, 2006

# PANTHERS IN THE ACC TOURNAMENT

## ALL-TIME ACC TOURNAMENT RESULTS (2-11)

DATE	SEED	OPPONENT	SCORE	LOCATION
March 5, 2014	No. 14	No. 11 Wake Forest	L, 72-58	Greensboro, N.C.
March 5, 2015	No. 7	No. 15 Virginia Tech	L, 51-45	Greensboro, N.C.
March 2, 2016	No. 12	No. 13 UNC	W, 82-72 (OT)	Greensboro, N.C.
March 3, 2016	No. 12	No. 5 Miami	L, 77-55	Greensboro, N.C.
March 1, 2017	No. 11	No. 14 UNC	L, 72-60	Conway, S.C.
Feb. 28, 2018	No. 14	No. 11 Wake Forest	L, 72-38	Greensboro, N.C.
Mar. 6, 2019	No. 14	No. 11 Duke	L, 86-64	Greensboro, N.C.
Mar. 4, 2020	No. 15	No. 10 Notre Dame	W, 67-65	Greensboro, N.C.
Mar. 5, 2020	No. 15	No. 7 Georgia Tech	L, 68-58	Greensboro, N.C.
Mar. 3, 2021	No. 12	No. 13 Boston College	L, 67-56	Greensboro, N.C.
Mar. 2, 2022	No. 15	No. 10 Duke	L, 55-52	Greensboro, N.C.
Mar. 1, 2023	No. 15	No. 10 Clemson	L, 71-53	Greensboro, N.C.
Mar. 6, 2024	No. 15	No. 10 Georgia Tech	L, 73-60	Greensboro, N.C.

### 2015-16

In a wild overtime game, Pitt outlasted North Carolina in the opening round of the 2016 ACC Tournament, 82-72, earning its first tournament win as a member of the league.

For the second time of the season against the Tar Heels, the Panthers had three players tally double-doubles, led by freshman **Brenna Wise** who had a monster game with a career-high 25 points and 10 rebounds.

**Stasha Carey** added 15 points and 10 rebounds, while **Yacine Diop** had 14 points and 12 rebounds. Point guard **Aysia Bugg** also had a standout performance with a career-best 20 points, and contributed seven rebounds and six assists.

With Pitt clinging to a 3-point lead, North Carolina's Jamie Cherry hit a desperation 30-foot 3-pointer with 0:01 seconds on the clock to force overtime. The Panthers regrouped and opened the extra session on a 7-0 run and ultimately outscored the Tar Heels 15-5 in overtime.

After the thrilling overtime victory against UNC, the Panthers had a hard time slowing down Miami offensively as the Hurricanes shot 60 percent for the game.

Both Wise and Diop scored 17 points for the Panthers. In her first ever postseason action, Wise averaged 21 points and eight rebounds in the two games.



**Brenna Wise, 2016**  
25 points, 10 rebounds

### 2019-20

The Panthers saved their best game of the season for the opening round of the ACC Tournament as freshman **Dayshyanette Harris** knocked down the game-winning jumper with 2.7 seconds left to secure a 67-65 victory for Pitt.

Harris drained a jumper with 2.7 seconds left to give Pitt the 67-65 lead over the defending ACC champs before securing the win with a steal on the ensuing inbound pass by the Irish.

The freshman sensation, Harris, finished off her first career double-double with 20 points, 10 rebounds, three assists and three steals as the Panthers notched their second ACC Tournament win in program history. It was the sixth double-double for a Panther in the ACC Tournament.

Junior **Gabbie Green** finished off her game with 14 points on 4-for-5 from behind the arc while **Amber Brown** added 12 points and Ismini Prapa came off the bench and netted 12 points on 4-for-4 from deep in the win.

After the thrilling win over Notre Dame, the Panthers weren't able to advance to the quarterfinals for the first time as #7 Georgia Tech earned the 68-58 win.

Harris once again led the Pitt charge as she netted 21 points and five boards while Brown added 12 points and seven rebounds in the defeat.



**Dayshyanette Harris, 2020**  
20 points, 10 rebounds

## ACC TOURNAMENT SUPERLATIVES

### INDIVIDUAL

**POINTS**.....25  
..... Brenna Wise vs. North Carolina (3/2/16)

**FIELD GOALS MADE**.....9  
..... 2x, last Dayshyanette Harris vs. Georgia Tech (3/5/20)

**FREE THROWS MADE**.....12  
..... Brenna Wise vs. North Carolina (3/2/16)

**FREE THROW PERCENTAGE (min. 6 made)**..1.000 (6-6)  
..... Amber Brown vs. Clemson (3/1/23)

**3FG MADE**.....4  
..... 4x, last Aislin Malcolm vs. GT (3/6/24)

**3FG PERCENTAGE (min. 3 made)**.....1.000 (4-4)  
..... Ismini Prapa vs. Notre Dame (3/4/20)

**REBOUNDS**.....12  
..... 2x, last Yacine Diop vs. North Carolina (3/2/16)

**ASSISTS**.....6  
..... 2x, last Jasmine Whitney vs. Duke (3/6/19)

**BLOCKS**.....4  
..... 3x, last Rita Igbokwe/Cara Judkins vs. ND (3/4/20)

**STEALS**.....6  
..... Jasmine Whitney vs. Duke (3/6/19)

**TEAM POINTS**.....82  
..... vs. North Carolina (3/2/16)

**FIELD GOALS MADE**.....28  
..... vs. Notre Dame (3/4/20)

**FREE THROWS MADE**.....22  
..... vs. North Carolina (3/2/16)

**FREE THROW PERCENTAGE (min. 10 made)**.....88.0 (22-25)  
..... vs. North Carolina (3/2/16)

**3FG MADE**.....9  
..... 2x, last vs. Notre Dame (3/4/20)

**3FG PERCENTAGE (min. 4 made)**.....56.3 (9-13)  
..... vs. Notre Dame (3/4/20)

**REBOUNDS**.....52  
..... vs. North Carolina (3/2/16)

**ASSISTS**.....16  
..... 2x, last vs. Duke (3/6/19)

**BLOCKS**.....8  
..... vs. Notre Dame (3/4/20)

**STEALS**.....8  
..... vs. Boston College (3/3/21)

### DOUBLE-DOUBLES (6)

Dayshyanette Harris vs. Notre Dame (3/4/20) ..  
20p, 10 r  
Brenna Wise vs. North Carolina (3/2/16).....  
25 p, 10 r  
Stasha Carey vs. North Carolina (3/2/16).....  
15 p, 10 r  
Yacine Diop vs. North Carolina (3/2/16).....  
14 p, 12 r  
Stasha Carey vs. Virginia Tech (3/5/15).....  
13 p, 10 r

# RETIRED NUMBERS



# LORRI JOHNSON 24

Wearing jersey No. 24, Lorri Johnson dazzled Pitt fans from 1987 to 1991. Johnson is the University of Pittsburgh's all-time leading scorer, with 2,312 career points. Known for her uncanny ability to score the basketball, Johnson earned All-America honors during her senior campaign in 1991 and closed out her career being named to the All-Big East team three times. The New Castle, PA native led the Panthers in scoring in each of her four seasons including scoring the third most points (677) in a season in program history in the 1988-89 season. She also currently holds the school record for points in a game as she netted 45 against Kent State on Dec. 18, 1990. Her 266 field goals in the 1988-89 campaign are a school record and she currently ranks eighth in school history with 908 rebounds across her illustrious career. Johnson's No. 24 was retired at halftime of the Panthers ACC game against Boston College inside the Petersen Events Center on Jan. 13, 2019. She becomes the first female athlete at Pitt to have her jersey retired.

### CAREER NOTES


- Native of New Castle, PA and New Castle High School
- All-time leading scorer in New Castle HS history and second all-time in Lawrence County women's basketball history with 2,110 career points in high school
- Named WBCA All-American, All-District and Kodak All-District 2 during her impressive 1991 campaign that saw her average 23.0 points/game
- Three-Time All-Big East selection in 1989, 1990 and 1991. Earned First Team All-Big East accolades in 1989 and 1991
- Led the Panthers in scoring in each of her four seasons
- Ranks second in school history with 876 career field goals, just behind Jennifer Bruce
- Her 218 career steals rank fifth in program history while her 908 career rebounds and 76.0% career free throw percentage rank eighth and ninth, respectively
- First Pitt female basketball player to see her jersey retired in program history

### SCHOOL RECORDS

- Career, points (2312)
- Career, points per game average (20.5)
- Season, FG's made (266)
- Season, points by a sophomore (667)
- Game, points (45)
- Game, three-point field goals (7)

### NOTABLE PERFORMANCES

- Set the school record for points in a game as she netted 45 points in a win over Kent State on Dec. 18, 1990.
- Totaled 39 points in a win over crosstown rival Duquesne, 11/29/90.
- Netted 39 points in a home game against Syracuse, 1/11/89.
- Finished off the win over Cleveland State on 12/19/88 going 14-for-16 from the floor while netting 35 points.
- Connected on a school record seven three-pointers against Seton Hall, 2/7/90.



### CAREER STATISTICS

Year	GP	GS	FG	FGA	Total			Pct	FT	FTA	Pct	Rebounds			Pts	Avg		
					Pct	3FG	3FGA					Tot	Avg	Ast			Blk	Stl
1987-88	29	29	169	326	.518	5	9	.556	79	99	.798	181	6.2	40	11	20	422	14.6
1988-89	28	28	266	477	.558	25	70	.357	120	164	.732	243	8.7	56	14	75	677	24.2
1989-90	28	28	201	453	.444	42	129	.326	124	158	.785	228	8.1	73	12	71	568	20.3
1990-91	28	28	240	498	.482	37	90	.411	128	172	.744	256	9.1	57	12	52	645	23.0
<b>TOTAL</b>	<b>113</b>	<b>113</b>	<b>876</b>	<b>1754</b>	<b>.499</b>	<b>109</b>	<b>298</b>	<b>.366</b>	<b>451</b>	<b>593</b>	<b>.761</b>	<b>908</b>	<b>8.0</b>	<b>236</b>	<b>49</b>	<b>218</b>	<b>2312</b>	<b>20.5</b>

# RETIRED NUMBERS

# JENNIFER BRUCE 12



Starring for the Panthers from 1981-85, Bruce remains one of the most productive and decorated players in Pitt basketball history. More than three decades following the conclusion of her collegiate career, she remains the second all-time leading scorer in Pitt basketball history—men’s or women’s—with 2,295 points. She averaged 20.5 points and 8.9 rebounds over her four seasons. Bruce’s scoring average is tied for the highest in program history (with the late Lorri Johnson). An exceptional all-around player, she still ranks in the top 10 of nearly every major statistical category for Pitt women’s basketball, including blocks (third, 203), rebounds (fifth, 998) and steals (seventh, 203). A three-time first-team All-Big East honoree, Bruce was named the 1984 Big East Co-Player of the Year after she averaged 23.8 points and 10.3 rebounds per game. She was named to the Big East Silver Anniversary Squad, recognizing the league’s greatest players over its initial 25 years. Bruce’s No. 12 was retired at halftime of the Panthers ACC game against Notre Dame inside the Petersen Events Center on Feb. 19, 2023.

### CAREER NOTES

- Native of Pittsburgh, PA and Carrick High School
- Four-year member of the Carrick basketball team while earning Player of the Year honors (1978-79), First Team All District, Second Team All-Area and team MVP three times
- Named WBCA All-American, All-District and Kodak All-District 2 during her impressive 1985 campaign that saw her average 24.3 points and 8.8 rebounds per game
- Named First Team All-Big East in 1983, 1984 and 1985. One of two three-time First Team All-Big East members (Shavonte Zellous)
- Led Pitt in scoring in her final three seasons (1983, 1984, 1985). Ranks Second in program history in career points (2,295)
- Ranks fifth in program history in rebounds (998)
- Her 24.3 points per game during the 1984-85 season are a program record for highest scoring average

in a season

- Holds the program record for career field goals made with 896
- Ranks second in program history with 503 made free throws in her career
- Second Pitt female basketball player to see her jersey retired in program history.

### CAREER RANKINGS

- Career, FG’s made (896) - 1st
- Career, points per game average (20.5) - T-1st
- Career, points (2295) - 2nd
- Career, rebounds (998) - 5th
- Season, points per game average (24.3) - 1st
- Season, points (681) - 2nd
- Season, FG’s made (259) - 2nd
- Season, FT’s made (180) - 3rd
- Season, rebounds per game (10.3) - T-8th
- Game, FT’s attempted (19) - 1st



### CAREER STATISTICS

Year	GP	GS	FG	FGA	Total			Pct	FT	FTA	Pct	Rebounds					Pts	Avg
					Pct	3FG	3FGA					Tot	Avg	Ast	Blk	Stl		
1981-82	28	27	153	294	.520	-	-	64	98	.653	221	7.9	25	18	43	370	13.2	
1982-83	28	28	241	435	.554	-	-	96	148	.649	268	9.6	51	28	67	578	20.6	
1983-84	28	28	243					180			288	10.3	103	29		666	23.8	
1984-85	28	28	259					163			246	8.8				681	24.3	
<b>TOTAL</b>	<b>112</b>	<b>111</b>	<b>896</b>								<b>998</b>	<b>8.9</b>		<b>203</b>	<b>203</b>	<b>2295</b>	<b>20.5</b>	

# ALL-TIME SERIES RECORDS

Akron.....	3-1	Hofstra.....	1-0
American.....	4-1	Holy Cross.....	2-0
Appalachian State.....	1-0	Houston.....	0-1
Arizona.....	2-0	Howard.....	6-0
Arkansas.....	1-1	Illinois.....	0-1
Arkansas State.....	1-0	Immaculata.....	0-3
Ashland.....	1-2	Indiana.....	4-4
Austin Peay.....	2-0	Indiana (Pa.).....	4-0
Ball State.....	4-2	Iowa.....	0-1
Baylor.....	2-0	James Madison.....	2-2
Binghamton.....	1-0	Kansas State.....	0-1
Boise State.....	1-0	Kean.....	1-0
Boston College.....	20-36	Kentucky.....	0-1
Boston University.....	1-0	Kent State.....	8-5
Bowie State.....	1-0	Lafayette.....	3-1
Brown.....	1-0	La Salle.....	7-1
Bryant.....	2-0	Lehigh.....	1-0
Buffalo.....	1-1	Le Moyne.....	1-0
Bucknell.....	2-1	Liberty.....	1-0
Cal Poly.....	1-0	LIU.....	1-0
California-Berkeley.....	0-1	Lock Haven.....	4-1
California-Irvine.....	0-1	Long Beach State.....	1-0
California (Pa.).....	1-0	Louisiana-Monroe.....	1-0
Campbell.....	1-0	Louisville.....	2-27
Canisius.....	1-0	Loyola (Chicago).....	1-0
CC Allegheny County.....	3-0	Loyola (Md.).....	8-0
Central Connecticut State.....	2-0	Loyola Marymount.....	0-1
Central Florida.....	0-2	Marquette.....	2-10
Central Missouri.....	0-1	Marshall.....	3-1
Central Michigan.....	2-0	Maryland.....	1-10
Central State.....	1-0	Massachusetts.....	1-0
College of Charleston.....	1-0	McNeese State.....	1-0
Charleston (W.Va.) (formerly Morris Harvey).....	3-0	Mercer.....	1-1
Charlotte.....	1-1	Miami (Fla.).....	9-27
Chattanooga.....	1-0	Miami (Ohio).....	1-2
Cheyney State.....	0-8	Michigan.....	3-3
Chicago State.....	1-0	Michigan State.....	3-0
Cincinnati.....	11-5	Minnesota.....	0-1
Clemson.....	10-10	Mississippi State.....	0-2
Cleveland State.....	11-1	Missouri.....	0-1
Coppin State.....	3-2	Missouri-Kansas City.....	1-0
Connecticut.....	9-41	Monmouth.....	2-0
Cornell.....	2-0	Montana.....	1-0
Dayton.....	0-1	Morehead State.....	0-1
Delaware.....	4-1	Morgan State.....	1-0
Delaware State.....	3-0	Mount St. Mary's.....	9-0
DePaul.....	4-10	National College.....	1-0
Detroit.....	2-2	New Orleans.....	1-0
Drexel.....	1-1	Niagara.....	3-0
Duke.....	0-16	Norfolk State.....	2-0
Duquesne.....	23-18	North Carolina.....	6-8
East Carolina.....	1-0	North Carolina A&T.....	1-0
Eastern Kentucky.....	1-2	NC State.....	2-11
Eastern Michigan.....	2-2	North Alabama.....	1-0
East Stroudsburg.....	2-0	North Florida.....	1-0
Edinboro.....	5-5	Northeastern.....	0-3
Elon.....	1-0	Northern Kentucky.....	4-1
Fairfield.....	1-0	Northwestern.....	4-1
Fairleigh Dickinson.....	1-0	Notre Dame.....	4-36
Fairmont State.....	3-0	Ohio.....	8-1
Federal City.....	2-0	Ohio State.....	3-10
FIU.....	1-1	Oklahoma.....	0-2
Florida.....	2-1	Old Dominion.....	3-3
Florida A&M.....	1-0	Ole Miss.....	2-1
Florida Atlantic.....	1-0	Penn State.....	13-30
Florida State.....	0-11	Pepperdine.....	1-0
Fordham.....	3-1	Princeton.....	0-2
Frostburg State.....	1-0	Providence.....	20-29
Furman.....	1-0	Purdue.....	1-1
George Mason.....	3-1	Queens.....	0-2
Georgetown.....	27-26	Radford.....	3-0
George Washington.....	3-1	Rhode Island.....	0-1
Georgia.....	0-2	Richmond.....	1-1
Georgia Tech.....	4-10	Rider.....	1-1
Glassboro State.....	1-0	Robert Morris.....	24-0
Gonzaga.....	2-0	Rutgers.....	4-26
Hampton.....	1-1	Sacred Heart.....	1-0
Hartford.....	0-2	Saint Francis (Pa.).....	11-3
Harvard.....	1-0	Saint Joseph's.....	1-3
Hawaii.....	0-1	Saint Vincent.....	3-0
High Point.....	0-2	St. Bonaventure.....	3-0

## NOTABLE SERIES

### MOST WINS VS. OPPONENT:

Georgetown - 27  
 Seton Hall - 26  
 Robert Morris - 24  
 Duquesne - 23  
 Boston College, Providence, Villanova - 20

### MOST LOSSES VS. OPPONENT:

Syracuse - 53  
 Connecticut - 41  
 Villanova - 37  
 Boston College, Notre Dame - 36

### MOST GAMES VS. OPPONENT:

Syracuse - 72  
 Villanova - 57  
 Boston College - 56  
 Georgetown - 53  
 Connecticut, St. John's - 50

St. Francis (N.Y.).....	1-0
St. John's.....	16-34
San Diego.....	0-1
San Diego State.....	1-1
Seton Hall.....	26-23
Siena.....	2-1
Slippery Rock.....	10-5
SMU.....	1-0
South Carolina.....	0-2
South Carolina State.....	2-0
South Dakota.....	0-1
South Dakota State.....	0-1
South Florida.....	7-5
Stanford.....	0-2
Stony Brook.....	1-1
Syracuse.....	19-53
Temple.....	4-1
Tennessee.....	0-5
Tennessee State.....	1-0
Tennessee Tech.....	1-1
Texas.....	0-1
Texas A&M.....	0-2
Texas-Arlington.....	2-0
Texas Tech.....	0-2
Toledo.....	0-3
Towson.....	6-0
Tulane.....	1-0
UMES.....	1-0
UNC-Greensboro.....	1-0
UNCW.....	2-1
UNLV.....	0-1
UTEP.....	1-0
Utah.....	2-0
Valdosta.....	1-0
Valparaiso.....	3-0
Vanderbilt.....	0-1
Vermont.....	1-0
Villanova.....	20-37
Virginia.....	7-6
VCU.....	1-1
Virginia Tech.....	5-15
Wagner.....	5-0
Wake Forest.....	5-9
Washington.....	0-1
West Chester.....	1-1
West Liberty.....	1-0
Western Michigan.....	2-0
West Virginia.....	18-29
West Virginia State.....	1-0
William & Mary.....	3-1
William Patterson.....	1-0
William Penn.....	1-0
Wisconsin.....	1-3
WKU.....	2-0
Wyoming.....	2-0
Xavier.....	1-2
Yale.....	1-0
Youngstown State.....	17-5

# SERIES RECORDS (GAME-BY-GAME)

## AKRON

### PITT LEADS, 3-1

at Pitt: Pitt leads, 2-0  
at Akron: Pitt leads, 1-0  
at Neutral Sites: Akron leads, 1-0  
Current Streak: Akron, W1  
Dec. 4, 1982 ..... H ..... W ..... 72-63  
Nov. 22, 2005 ..... H ..... W ..... 91-46  
Nov. 29, 2006 ..... A ..... W ..... 74-55  
Nov. 25, 2023 ..... N • ..... L (OT) ..... 75-72  
• Daytona Beach Classic (Daytona Beach, FL)

## AMERICAN

### PITT LEADS, 4-1

at Pitt: Pitt leads, 3-1  
at American: Pitt leads, 1-0  
at Neutral Sites: N/A  
Current Streak: Pitt, W4  
Nov. 29, 1986 ..... H ..... L ..... 61-59  
Dec. 2, 1987 ..... A ..... W ..... 76-71  
Dec. 3, 1988 ..... H ..... W ..... 98-61  
Nov. 24, 2001 ..... H ..... W ..... 84-60  
Dec. 22, 2015 ..... H ..... W ..... 76-58

## APPALACHIAN STATE

### PITT LEADS, 1-0

at Pitt: Pitt leads, 1-0  
at Appalachian St.: N/A  
at Neutral Sites: N/A  
Current Streak: Pitt, W1  
Nov. 27, 2009 ..... H ..... W ..... 63-56

## ARIZONA

### PITT LEADS, 2-0

at Pitt: N/A  
at Arizona: Pitt leads, 1-0  
at Neutral Sites: Pitt leads, 1-0  
Current Streak: Pitt, W2  
Dec. 2, 2001 ..... A • ..... W ..... 81-80  
Nov. 10, 2007 ..... N • • ..... W ..... 81-58  
• Arizona Basketball Classic (Tucson, AZ)  
• WBCA Classic (University Park, PA)

## ARKANSAS

### SERIES TIED, 1-1

at Pitt: N/A  
at Arkansas: N/A  
at Neutral Sites: Series tied 1-1  
Current Streak: Pitt, W1  
Nov. 25, 1994 ..... N • ..... L ..... 76-75  
Nov. 24, 2018 ..... N • • ..... W ..... 61-54  
• UNLV 7-UP Desert Classic (Las Vegas, NV)  
• Challenge in Music City (Nashville, TN)

## ARKANSAS STATE

### PITT LEADS, 1-0

at Pitt: Pitt leads, 1-0  
at Arkansas State: N/A  
at Neutral Sites: N/A  
Current Streak: Pitt, W1  
Nov. 25, 2017 ..... H ..... W ..... 87-47

## ASHLAND

### ASHLAND LEADS, 2-1

at Pitt: Series tied, 1-1  
at Ashland: Ashland leads, 1-0  
at Neutral Sites: N/A  
Current Streak: Pitt, W1  
Jan. 22, 1975 ..... H ..... L ..... 80-63  
March 8, 1975 ..... A ..... L ..... 64-58  
Jan. 21, 1976 ..... H ..... W ..... 78-55

## AUSTIN PEAY

### PITT LEADS, 2-0

at Pitt: Pitt leads, 1-0  
at Austin Peay: Pitt leads, 1-0  
at Neutral Sites: N/A  
Current Streak: Pitt, W2  
Dec. 20, 2009 ..... A ..... W(OT) ..... 76-75  
Dec. 28, 2010 ..... H ..... W ..... 75-53

## BALL STATE

### PITT LEADS, 4-2

at Pitt: Pitt leads, 2-1  
at Ball State: Pitt leads, 2-0  
at Neutral Sites: Ball State leads, 1-0  
Current Streak: Ball State, W2  
Dec. 30, 1993 ..... H • ..... W ..... 79-69  
Nov. 14, 2013 ..... A ..... W ..... 63-58  
Dec. 18, 2014 ..... H ..... W ..... 59-47  
Dec. 4, 2021 ..... A ..... W ..... 64-54  
Dec. 11, 2022 ..... H ..... L ..... 68-66 (OT)  
Dec. 19, 2023 ..... N • • ..... L ..... 73-62  
• Lady Panther Invitational  
• Sun Coast Challenge (Tampa, FL)

## BAYLOR

### PITT LEADS, 2-0

at Pitt: N/A  
at Baylor: N/A  
at Neutral Sites: Pitt leads, 2-0  
Current Streak: Pitt, W2  
March 27, 1981 ..... N • ..... W ..... 101-81  
March 24, 2008 ..... N • • ..... W ..... 67-59  
• National Women's Invitational Tourn.  
(Amarillo, TX)  
• NCAA Second Round (Albuquerque, NM)

## BINGHAMTON

### PITT LEADS, 1-0

at Pitt: Pitt leads, 1-0  
at Binghamton: N/A  
at Neutral Sites: N/A  
Current Streak: Pitt, W1  
Dec. 3, 2023 ..... H ..... W ..... 73-62

## BOISE STATE

### PITT LEADS, 1-0

at Pitt: N/A  
at Boise State: N/A  
at Neutral Sites: Pitt leads, 1-0  
Current Streak: Pitt, W1  
Nov. 25, 2006 ..... N • ..... W ..... 71-70  
• Duck Invitational (Eugene, Ore.)

## BOSTON COLLEGE

### BOSTON COLLEGE LEADS, 36-20

at Pitt: BC leads, 15-11  
at Boston College: BC leads, 20-7  
at Neutral Sites: Pitt leads, 2-1  
Current Streak: Pitt, W1  
Jan. 31, 1983 ..... A ..... W ..... 70-62  
Feb. 25, 1984 ..... A ..... W ..... 62-48  
Jan. 16, 1985 ..... A ..... W ..... 53-52  
Feb. 16, 1985 ..... H ..... W ..... 70-61  
Jan. 9, 1986 ..... H ..... L ..... 69-57  
Feb. 8, 1986 ..... A ..... L ..... 71-57  
Jan. 10, 1987 ..... A ..... L ..... 91-55  
Feb. 11, 1987 ..... H ..... L ..... 60-52  
Jan. 7, 1988 ..... A ..... L ..... 70-44  
Feb. 6, 1988 ..... H ..... L (OT) ..... 75-67  
Jan. 14, 1989 ..... A ..... L ..... 67-58  
Feb. 15, 1989 ..... H ..... L ..... 69-65  
Jan. 13, 1990 ..... H ..... W ..... 85-76  
Feb. 14, 1990 ..... A ..... L ..... 77-58  
Jan. 19, 1991 ..... A ..... W ..... 74-70  
Feb. 20, 1991 ..... H ..... W ..... 85-70  
March 2, 1991 ..... N (BET1)W ..... 82-78  
Jan. 18, 1992 ..... A ..... W ..... 65-62

Feb. 19, 1992 ..... H ..... L ..... 67-63  
March 6, 1992 ..... N (BET2)W ..... 70-59  
Jan. 19, 1993 ..... H ..... W ..... 69-64  
Feb. 20, 1993 ..... A ..... L ..... 59-57  
Jan. 3, 1994 ..... A ..... W ..... 82-63  
Jan. 30, 1994 ..... H ..... W ..... 74-65  
Jan. 14, 1995 ..... H ..... W ..... 71-63  
Feb. 11, 1995 ..... A ..... L ..... 69-53  
Jan. 20, 1996 ..... H ..... W ..... 72-69  
Jan. 15, 1997 ..... A ..... L ..... 70-66  
Feb. 22, 1997 ..... H ..... L ..... 84-59  
Jan. 21, 1998 ..... A ..... L ..... 75-64  
Feb. 13, 1999 ..... H ..... L ..... 86-65  
Feb. 23, 1999 ..... A ..... L ..... 72-66  
Jan. 29, 2000 ..... A ..... L ..... 85-54  
Feb. 20, 2000 ..... H ..... L ..... 66-52  
Feb. 24, 2001 ..... A ..... L (OT) ..... 65-63  
Jan. 12, 2002 ..... H ..... L ..... 81-57  
Feb. 16, 2002 ..... A ..... L ..... 64-37  
Feb. 22, 2003 ..... H ..... L ..... 78-52  
Feb. 5, 2004 ..... A ..... L ..... 79-44  
Jan. 29, 2005 ..... A ..... L ..... 72-55  
Jan. 30, 2014 ..... H ..... W ..... 67-65  
Jan. 24, 2015 ..... H ..... W ..... 78-70  
Jan. 21, 2016 ..... A ..... L ..... 54-43  
Jan. 5, 2017 ..... H ..... W ..... 56-43  
Feb. 11, 2018 ..... A ..... L ..... 72-61  
Jan. 13, 2019 ..... H ..... L ..... 59-55  
Jan. 5, 2020 ..... H ..... L ..... 79-70  
Feb. 20, 2020 ..... A ..... L ..... 70-59  
Feb. 16, 2021 ..... A ..... W ..... 83-80  
Mar. 3, 2021 ..... N • • ..... L ..... 67-56  
Jan. 13, 2022 ..... H ..... L ..... 75-64  
Feb. 15, 2022 ..... A ..... L ..... 69-57  
Jan. 29, 2023 ..... A ..... L ..... 74-60  
Feb. 16, 2023 ..... H ..... W ..... 75-64  
Jan. 14, 2024 ..... A ..... L (OT) ..... 84-71  
Mar. 3, 2024 ..... H ..... L ..... 84-58  
(BET1) Big East Tournament (Washington, D.C.)  
(BET2) Big East Tournament (Storrs, CT)  
• ACC Tournament (Greensboro, N.C.)

## BOSTON UNIVERSITY

### PITT LEADS, 1-0

at Pitt: Pitt leads, 1-0  
at Boston: N/A  
at Neutral Sites: N/A  
Current Streak: Pittsburgh, W1  
Jan. 23, 1983 ..... H ..... W ..... 75-74

## BOWIE STATE

### PITT LEADS, 1-0

at Pitt: Pitt leads, 1-0  
at Bowie State: N/A  
at Neutral Sites: N/A  
Current Streak: Pitt, W1  
Dec. 5, 1981 ..... H • ..... W ..... 112-62  
• Pitt Tournament

## BROWN

### PITT LEADS, 1-0

at Pitt: Pitt leads, 1-0  
at Brown: N/A  
at Neutral Sites: N/A  
Current Streak: Pitt, W1  
Nov. 24, 2012 ..... H ..... W ..... 58-57

## BRYANT

### PITT LEADS, 2-0

at Pitt: Pitt leads, 2-0  
at Bryant: N/A  
at Neutral Sites: N/A  
Current Streak: Pitt, W2  
Dec. 6, 2016 ..... H ..... W ..... 76-60  
Nov. 16, 2022 ..... H ..... W ..... 93-54

**BUFFALO****SERIES TIED, 1-1**

at Pitt: Buffalo leads, 1-0  
 at Buffalo: Pitt leads, 1-0  
 at Neutral Sites: N/A  
 Current Streak: Buffalo, W1  
 Dec. 29, 2012 ..... A ..... W ..... 91-77  
 Dec. 1, 2013 ..... H ..... L ..... 66-62

**BUCKNELL****PITT LEADS, 2-1**

at Pitt: Pitt leads, 2-1  
 at Bucknell: N/A  
 at Neutral Sites: N/A  
 Current Streak: Pitt, W2  
 Nov. 20, 2001 ..... H ..... L ..... 58-57  
 Nov. 8, 2013 ..... H ..... W ..... 66-51  
 Dec. 20, 2017 ..... H ..... W ..... 57-39

**CAL POLY****PITT LEADS, 1-0**

at Pitt: Pitt leads, 1-0  
 at Cal Poly: N/A  
 at Neutral Sites: N/A  
 Current Streak: Pitt, W1  
 Dec. 18, 2007 ..... H ..... W ..... 83-58

**CAL****CALIFORNIA-BERKELEY LEADS, 1-0**

at Pitt: N/A  
 at Cal: N/A  
 at Neutral Sites: Cal leads, 1-0  
 Current Streak: Cal, W1  
 Dec. 20, 1998 ..... N • ..... L ..... 35-40  
 • Oakland Tribune Classic (Oakland, CA)

**CALIFORNIA-IRVINE****CALIFORNIA-IRVINE LEADS, 1-0**

at Pitt: N/A  
 at Cal-Irvine: Cal-Irvine leads 1-0  
 at Neutral Sites: N/A  
 Current Streak: Cal-Irvine, W1  
 Dec. 28, 2000 ..... A ..... L ..... 70-74

**CALIFORNIA (PA)****PITT LEADS, 1-0**

at Pitt: Pitt leads, 1-0  
 at California: N/A  
 at Neutral Sites: N/A  
 Current Streak: Pitt, W1  
 Nov. 15, 2006 ..... H ..... W ..... 71-58

**CAMPBELL****PITT LEADS, 1-0**

at Pitt: N/A  
 at Campbell: N/A  
 at Neutral Sites: Pitt leads, 1-0  
 Current Streak: Pitt, W1  
 Dec. 29, 1999 ..... N • ..... W ..... 70-60  
 • Georgia Tech/Atlanta Marriott Invite (Atlanta, GA)

**CANISIUS****PITT LEADS, 1-0**

at Pitt: Pitt leads, 1-0  
 at Canisius: N/A  
 at Neutral Sites: N/A  
 Current Streak: Pitt, W1  
 Dec. 29, 1993 ..... H • ..... W ..... 80-53  
 • Lady Panther Invitational

**CC ALLEGHENY COUNTY****PITT LEADS, 3-0**

at Pitt (H): Pitt leads, 2-0  
 at CCAC: Pitt leads, 1-0  
 at Neutral Sites: N/A  
 Current Streak: Pitt, W3  
 Jan. 15, 1975 ..... H ..... W ..... 75-37  
 Jan. 10, 1976 ..... H ..... W ..... 82-29  
 Jan. 22, 1977 ..... A ..... W ..... 112-25

**CENTRAL CONNECTICUT STATE****PITT LEADS, 2-0**

at Pitt: Pitt leads, 2-0  
 at Central Conn. State: N/A  
 at Neutral Sites: N/A  
 Current Streak: Pitt, W2  
 Nov. 28, 2003 ..... H ..... W ..... 75-59  
 Nov. 11, 2019 ..... H ..... W ..... 81-73

**CENTRAL MISSOURI****CENTRAL MISSOURI LEADS, 1-0**

at Pitt: N/A  
 at Central Missouri: N/A  
 at Neutral Sites: Central Missouri leads, 1-0  
 Current Streak: Central Missouri, W1  
 Dec. 16, 1977 ..... N • ..... L ..... 59-61  
 • Mississippi Invitational (Oxford, MS)

**CENTRAL MICHIGAN****PITT LEADS, 2-0**

at Pitt: Pitt leads, 1-0  
 at Mount Pleasant: Pitt leads, 1-0  
 at Neutral Sites: N/A  
 Current Streak: Pitt, W2  
 Dec. 31, 2010 ..... A ..... W ..... 94-78  
 Nov. 20, 2011 ..... H ..... W ..... 77-70

**CENTRAL STATE****PITT LEADS, 1-0**

at Pitt: Pitt leads, 1-0  
 at Central State: N/A  
 at Neutral Sites: N/A  
 Current Streak: Pitt, W1  
 Dec. 3, 1983 ..... H ..... W ..... 95-46

**COLLEGE OF CHARLESTON****PITT LEADS, 1-0**

at Pitt: N/A  
 at Charleston: N/A  
 at Neutral Sites: Pitt leads, 1-0  
 Current Streak: Pitt, W1  
 Dec. 22, 1978 ..... N • ..... W ..... 69-53  
 • Carolina Christmas Classic (Chapel Hill, NC)

**CHARLESTON (WV)****PITT LEADS, 3-0**

at Pitt: Pitt leads, 2-0  
 at Charleston: Pitt leads, 1-0  
 at Neutral Sites: N/A  
 Current Streak: Pitt, W2  
 Nov. 27, 1978 ..... H • ..... W ..... 100-70  
 Nov. 30, 1979 ..... A ..... W ..... 57-56  
 Dec. 10, 1980 ..... H ..... W ..... 77-65  
 • Charleston (WV) as Morris Harvey College

**CHARLOTTE****SERIES TIED, 1-1**

at Pitt: Charlotte leads, 1-0  
 at Charlotte: N/A  
 at Neutral Sites: Pitt leads, 1-0  
 Current Streak: Charlotte, W1

Nov. 9, 2007 ..... N • ..... W ..... 85-68  
 Dec. 4, 2016 ..... H ..... L ..... 63-70  
 • WBCA Classic (University Park, PA)

**CHATTANOOGA****PITT LEADS, 1-0**

at Pitt: N/A  
 at Chattanooga: N/A  
 at Neutral Sites: Pitt leads, 1-0  
 Current Streak: Pitt, W1  
 March 21, 2015 ..... N • ..... W ..... 51-40  
 • NCAA Tournament First Round (Knoxville, TN)

**CHEYNEY STATE****CHEYNEY STATE LEADS, 8-0**

at Pitt: Cheyney State leads, 4-0  
 at Cheyney: Cheyney State leads, 2-0  
 at Neutral Sites: Cheyney State leads, 2-0  
 Current Streak: Cheyney State, W8  
 Dec. 14, 1975 ..... H • ..... L ..... 32-47  
 Feb. 14, 1976 ..... A ..... L ..... 44-77  
 March 11, 1976 ..... N • • ..... L ..... 50-62  
 Feb. 15, 1979 ..... H ..... L ..... 49-61  
 March 2, 1979 ..... N • • ..... L ..... 46-62  
 Dec. 7, 1980 ..... H • ..... L ..... 55-65  
 Jan. 30, 1982 ..... A ..... L ..... 59-85  
 Jan. 16, 1983 ..... H ..... L ..... 56-97  
 • Pitt Tournament  
 • • EAIW Regional Championships

**CHICAGO STATE****PITT LEADS, 1-0**

at Pitt: Pitt leads, 1-0  
 at Chicago State: N/A  
 at Neutral Sites: N/A  
 Current Streak: Pitt, W1  
 Dec. 31, 2017 ..... H ..... W ..... 87-49

**CINCINNATI****PITT LEADS, 11-5**

at Pitt: Pitt, 4-3  
 at Cincinnati: Pitt leads, 5-2  
 at Neutral Sites: Pitt leads, 2-0  
 Current Streak: Cincinnati, W1  
 Dec. 5, 1982 ..... H ..... L ..... 59-85  
 Nov. 28, 1999 ..... A ..... W ..... 58-55  
 March 16, 2000 ..... H • ..... L ..... 60-76  
 Feb. 4, 2006 ..... A ..... W ..... 64-63  
 March 4, 2006 ..... N (BET) ..... W ..... 77-62  
 Feb. 13, 2007 ..... H ..... W ..... 55-44  
 March 3, 2007 ..... N (BET) ..... W ..... 76-71  
 Jan. 12, 2008 ..... A ..... W ..... 86-61  
 Feb. 2, 2009 ..... H ..... W ..... 68-53  
 Feb. 27, 2010 ..... A ..... W ..... 72-60  
 Feb. 1, 2011 ..... H ..... W ..... 79-48  
 Feb. 11, 2012 ..... A ..... L ..... 57-62  
 Feb. 20, 2013 ..... H ..... L ..... 50-59  
 Nov. 21, 2017 ..... A ..... W ..... 66-46  
 Nov. 16, 2018 ..... H ..... W ..... 65-48  
 Dec. 21, 2019 ..... A ..... L ..... 69-53  
 • WNIT  
 (BET) Big East Tournament (Hartford, CT)

**CLEMSON****SERIES TIED, 10-10**

at Pitt: Series tied, 4-4  
 at Clemson: Pitt leads, 5-4  
 at Neutral Sites: Clemson leads, 2-1  
 Current Streak: Pitt, W1  
 Dec. 17, 1976 ..... N • ..... W ..... 72-61  
 Dec. 21, 1978 ..... N • • ..... L ..... 68-75  
 Dec. 6, 1981 ..... H • • • ..... W ..... 67-64  
 Jan. 23, 1984 ..... A ..... L ..... 72-94

Dec. 21, 2003	H.....L.....	47-62
Dec. 11, 2004	A.....L.....	38-51
Jan. 12, 2014	A.....L.....	67-77
Feb. 16, 2014	H.....W.....	56-43
March 1, 2015	H.....W.....	61-56
Jan. 31, 2016	A.....W.....	59-56
Feb. 9, 2017	H.....L.....	46-54
Feb. 1, 2018	A.....W.....	58-42
Jan. 20, 2019	H.....L.....	65-59
Jan. 16, 2020	A.....L.....	75-67
Dec. 13, 2020	H.....W.....	80-71
Jan. 26, 2021	A.....W.....	79-69
Jan. 27, 2022	A.....W.....	78-73 (OT)
Jan. 15, 2023	H.....L.....	72-57
Mar. 1, 2023	N ••••L.....	71-53
Feb. 18, 2024	A.....W.....	72-57

- Mississippi Invitational (Oxford, MS)
- Carolina Christmas Classic (Chapel Hill, NC)
- Pitt Tournament
- ACC Tournament (Greensboro, NC)

### CLEVELAND STATE

#### PITT LEADS, 11-1

at Pitt: Pitt leads, 6-1  
 at Cleveland State: Pitt leads, 4-0  
 at Neutral Sites: Pitt leads, 1-0  
 Current Streak: Pitt, W1

Jan. 17, 1979	H.....W.....	79-41
Jan. 23, 1980	A.....W.....	75-64
Feb. 21, 1981	H.....W.....	80-65
Feb. 6, 1982	A.....W.....	73-61
Feb. 2, 1983	H.....W (OT).....	75-68
Feb. 22, 1984	H.....L.....	66-78
Jan. 14, 1987	A.....W.....	72-63
Jan. 25, 1988	H.....W.....	75-62
Dec. 19, 1988	A.....W.....	76-65
Nov. 24, 1989	H •.....W.....	77-73
Dec. 28, 1989	N ••.....W.....	80-52
Dec. 28, 1992	H •.....W.....	83-69

- Lady Panther Invitational
- Burger King Classic (Miami, FL)

### COPPIN STATE

#### PITT LEADS, 3-2

at Pitt: Series tied, 2-2  
 at Coppin State: Pitt leads, 1-0  
 at Neutral Sites: N/A  
 Current Streak: Coppin State, W1

Dec. 29, 1996	H •.....W.....	81-35
Nov. 25, 2003	H.....L.....	75-61
Dec. 7, 2021	H.....W.....	67-51
Nov. 7, 2022	A.....W.....	56-41
Nov. 21, 2023	H.....L.....	61-56

- Lady Panther Invitational

### CONNECTICUT

#### CONNECTICUT LEADS, 41-9

at Pitt: UConn leads, 17-4  
 at Connecticut: UConn leads, 21-4  
 at Neutral Sites: UConn leads, 3-1  
 Current Streak: UConn, W27

Feb. 9, 1983	A.....W.....	79-67
Jan. 28, 1984	A.....W.....	78-56
March 2, 1984	N (BET1)W.....	60-57
Jan. 23, 1985	H.....W.....	89-59
Feb. 23, 1985	A.....W.....	62-59
Jan. 18, 1986	A.....W.....	57-53
Feb. 19, 1986	H.....W.....	73-59
Jan. 3, 1987	A.....L.....	62-56
Jan. 31, 1987	H.....L.....	75-62
Jan. 13, 1988	H.....L.....	62-56
Feb. 13, 1988	A.....L.....	80-54
Jan. 7, 1989	A.....L.....	90-60
Feb. 4, 1989	H.....L.....	77-63
Jan. 24, 1990	A.....L.....	81-68
Feb. 24, 1990	H.....L (OT).....	82-80
Jan. 26, 1991	H.....W.....	61-59
Feb. 25, 1991	A.....L.....	79-55
Jan. 25, 1992	H.....L.....	71-53

Feb. 26, 1992	A.....L.....	90-47
March 7, 1992	A (BET2) L.....	86-50
Jan. 24, 1993	A.....L.....	73-52
Feb. 24, 1993	H.....W.....	76-74
Feb. 4, 1994	H.....L.....	80-63
Feb. 20, 1994	A.....L.....	83-59
Jan. 2, 1995	A.....L.....	100-67
Feb. 16, 1995	H.....L.....	71-43
March 5, 1995	N (BET3) L.....	95-63
Jan. 27, 1996	A.....L.....	91-52
March 4, 1996	A (BET2) L.....	83-51
Dec. 7, 1996	H.....L.....	78-51
Feb. 19, 1997	A.....L.....	103-71
Jan. 14, 1998	H.....L.....	83-46
Jan. 7, 1999	H.....L.....	106-52
Jan. 31, 1999	A.....L.....	79-43
Jan. 15, 2000	A.....L.....	88-36
Jan. 20, 2001	H.....L.....	83-43
Jan. 2, 2002	A.....L.....	112-43
Jan. 25, 2003	H.....L.....	76-55
Feb. 17, 2003	N (BET4) L.....	97-42
Jan. 26, 2005	H.....L.....	89-53
Feb. 22, 2005	A.....L.....	97-49
Jan. 21, 2006	H.....L.....	65-54
Feb. 17, 2007	A.....L.....	82-68
Feb. 17, 2008	H.....L.....	90-64
March 10, 2008	N (BET5) L.....	74-47
Feb. 15, 2009	A.....L.....	95-42
Jan. 30, 2010	H.....L.....	98-56
Jan. 22, 2011	A.....L.....	66-46
Feb. 21, 2012	H.....L.....	86-37
Feb. 26, 2013	A.....L.....	76-36

(BET1) Big East Tournament (Queens, NY)  
 (BET2) Big East Tournament (Storrs, CT)  
 (BET3) Big East Tournament (South Orange, NJ)  
 (BET4) Big East Tournament (Piscataway, NJ)  
 (BET5) Big East Tournament (Hartford, CT)

### CORNELL

#### PITT LEADS, 2-0

at Pitt: Pitt leads, 2-0  
 at Cornell: N/A  
 at Neutral Sites: N/A  
 Current Streak: Pitt, W2

Nov. 26, 2016	H.....W.....	56-44
Nov. 13, 2017	H.....W.....	51-39

### DAYTON

#### DAYTON LEADS, 1-0

at Pitt: N/A  
 at Dayton: N/A  
 at Neutral Sites: Dayton leads, 1-0

Current Streak: Dayton, W1  
 Dec. 30, 1982 ..... N •.....L.....79-61  
 • Dial Christmas Classic (Miami, FL)

### DELAWARE

#### PITT LEADS, 4-1

at Pitt: Pitt leads, 3-1  
 at Delaware: Pitt leads, 1-0  
 at Neutral Sites: N/A

Current Streak: Delaware, W1  
 Feb. 12, 1979 ..... A.....W.....77-69  
 Nov. 26, 1989 ..... H •.....W.....73-56  
 Dec. 29, 1992 ..... H •.....W.....68-51  
 Mar. 18, 2006 ..... H ••.....W.....64-57  
 Dec. 6, 2020 ..... H.....L.....85-79  
 • Lady Panther Invitational  
 •• WNIT

### DELAWARE STATE

#### PITT LEADS, 3-0

at Pitt: Pitt leads, 3-0  
 at Delaware State: N/A  
 at Neutral Sites: N/A

Current Streak: Pitt, W2  
 Dec. 9, 2000 ..... H.....W.....65-36  
 Dec. 30, 2014 ..... H.....W.....93-58  
 Nov. 20, 2015 ..... H.....W.....77-43

### DEPAUL

#### DEPAUL LEADS, 10-4

at Pitt: Series tied, 2-2  
 at DePaul: DePaul leads, 5-1  
 at Neutral Sites: DePaul leads, 3-1  
 Current Streak: DePaul, W7

Dec. 6, 1980	H •.....W (OT).....	85-84
Jan. 3, 2006	A.....L.....	81-75
March 5, 2006	N (BET) L.....	69-46
Feb. 24, 2007	H.....W.....	87-80
Jan. 6, 2008	A.....W.....	97-68
Jan. 10, 2009	H.....L.....	69-62
March 8, 2009	N (BET) W.....	62-59
Feb. 23, 2010	A.....L.....	68-57
Dec. 7, 2010	H.....L.....	67-51
Jan. 14, 2012	A.....L.....	86-83
Jan. 29, 2013	A.....L.....	57-55
March 2, 2013	A.....L.....	81-73
Dec. 19, 2013	N.....L.....	77-63
Nov. 26, 2022	N ••.....L.....	74-59

- Pitt Tournament
- Fort Myers Tip-Off (Ft. Myers, FL)
- (BET) Big East Tournament (Hartford, CT)

### DETROIT

#### SERIES TIED, 2-2

at Pitt: Pitt leads, 2-0  
 at Detroit: Detroit leads, 2-0  
 at Neutral Sites: N/A  
 Current Streak: Detroit, W1

Jan. 10, 1981	H.....W.....	79-65
Feb. 7, 1982	A.....L.....	70-59
Feb. 5, 1983	H.....W.....	66-58
Dec. 29, 1984	A.....L.....	86-66

### DREXEL

#### SERIES TIED, 1-1

at Pitt: Series tied, 1-1  
 at Drexel: N/A  
 at Neutral Sites: N/A  
 Current Streak: Pitt, W1

Nov. 26, 2011	H.....L.....	71-50
Dec. 14, 2014	H.....W.....	72-53

### DUKE

#### DUKE LEADS, 16-0

at Pitt: Duke leads, 5-0  
 at Duke: Duke leads, 7-0  
 at Neutral Sites: Duke leads, 4-0  
 Current Streak: Duke, W16

Dec. 21, 2006	N •.....L.....	72-51
Dec. 8, 2007	N ••.....L.....	51-49
Nov. 24, 2010	H.....L.....	93-55
Dec. 4, 2011	A.....L.....	92-43
Jan. 26, 2014	A.....L.....	111-67
Jan. 29, 2015	A.....L.....	62-45
Jan. 28, 2016	H.....L.....	70-48
Feb. 12, 2017	A.....L.....	62-48
Jan. 28, 2018	H.....L.....	58-46
Feb. 3, 2019	A.....L.....	74-55
Mar. 6, 2019	N •••.....L.....	86-64
Feb. 13, 2020	H.....L.....	73-56
Feb. 3, 2022	H.....L.....	54-39
Mar. 2, 2022	N •••.....L.....	55-52
Feb. 2, 2023	A.....L.....	53-44
Feb. 1, 2024	H.....L.....	69-38

- Caribbean Classic (Cancun, Mexico)
- Maggie Dixon Classic (MSG, New York)
- ACC Tournament (Greensboro, NC)

### DUQUESNE

#### PITT LEADS, 23-18

at Pitt: Pitt leads, 13-7  
 at Duquesne: Series tied, 9-9  
 at Neutral Sites: Duquesne leads, 2-1  
 Current Streak: Duquesne, W1

Dec. 6, 1974	H •.....W.....	91-32
Dec. 5, 1979	H.....W.....	72-37
Feb. 1, 1984	H.....W.....	84-55
Feb. 9, 1985	H.....W.....	96-84
Dec. 11, 1986	A.....W.....	69-68
Dec. 11, 1987	H.....W.....	85-69
Dec. 28, 1988	A.....W.....	79-70

Dec. 9, 1989	H	W	88-51
Nov. 29, 1990	A	W	80-68
Nov. 30, 1991	H ••	W	78-74
Dec. 1, 1992	A	W	80-67
Nov. 27, 1993	H	W	66-50
Nov. 30, 1994	A	W	74-71
Nov. 29, 1995	N •••	L	55-53
Dec. 21, 1996	N •••	W	74-59
Feb. 5, 1998	N •••	L	68-62
Dec. 4, 1998	A	L	65-58
Jan. 1, 2000	H	W (OT)	62-57
Nov. 29, 2000	A	L	67-59
Dec. 8, 2001	H	L	63-54
Dec. 3, 2002	A	L	62-60
Dec. 3, 2003	H	L	92-80
Dec. 7, 2004	A	L	82-71
Nov. 30, 2005	H	W	82-69
Nov. 19, 2006	A	W	61-56
Dec. 22, 2007	H	W	72-54
Dec. 3, 2008	A	W	66-47
Dec. 29, 2009	H	L	72-63
Dec. 31, 2010	A	L	70-62
Dec. 28, 2011	H	L	70-57
Dec. 8, 2012	A	L	70-61
Dec. 29, 2013	H	W	67-57
Dec. 7, 2014	A	L	87-77
Dec. 30, 2015	H	L	79-65
Dec. 29, 2016	A	L	63-54
Nov. 16, 2017	H	L	66-53
Dec. 29, 2018	A	W	66-58
Nov. 23, 2019	H	L	81-62
Nov. 20, 2021	A	W	69-64
Nov. 19, 2022	H	W	61-45
Nov. 18, 2023	A	L	56-55

### EAST CAROLINA

#### PITT LEADS, 1-0

at Pitt: N/A  
at East Carolina: N/A  
at Neutral Sites: Pitt leads, 1-0  
Current Streak: Pitt, W1  
Dec. 19, 2006 ..... N • ..... W ..... 70-53  
• Caribbean Classic (Cancun, Mexico)

### EASTERN KENTUCKY

#### EASTERN KENTUCKY LEADS, 2-1

at Pitt: Series tied, 1-1  
at Eastern Kentucky: ECU leads, 1-0  
at Neutral Sites: N/A  
Current Streak: Pitt, W1  
Dec. 30, 1986 ..... A ..... L ..... 101-93  
Nov. 25, 1988 ..... H • ..... L ..... 82-79  
Dec. 17, 2002 ..... H ..... W ..... 78-68  
• Lady Panther Invitational

### EASTERN MICHIGAN

#### SERIES TIED, 2-2

at Pitt: Series tied, 1-1  
at Eastern Michigan: Series tied, 1-1  
at Neutral Sites: N/A  
Current Streak: Pitt, W1  
Feb. 3, 1979 ..... H ..... W ..... 73-59  
Jan. 20, 1980 ..... A ..... L (OT) ..... 79-74  
Dec. 30, 1983 ..... H ..... L ..... 75-67  
Dec. 19, 1989 ..... A ..... W ..... 87-76

### EAST STROUDSBURG

#### PITT LEADS, 2-0

at Pitt: Pitt leads, 1-0  
at East Stroudsburg: N/A  
at Neutral Sites: Pitt leads, 1-0  
Current Streak: Pitt, W2  
March 12, 1976 ..... N • ..... W ..... 64-55  
Dec. 3, 1976 ..... H •• ..... W ..... 91-56  
• EAIW Regional Championships  
• Pitt Tournament

### EDINBORO

#### SERIES TIED, 5-5

at Pitt: Pitt leads, 4-2  
at Edinboro: Edinboro leads, 3-1  
at Neutral Sites: N/A  
Current Streak: Pitt, W2  
Jan. 25, 1975 ..... A ..... L ..... 76-63  
Jan. 28, 1976 ..... H ..... L ..... 64-56  
Feb. 2, 1977 ..... A ..... L ..... 77-66  
Feb. 24, 1977 ..... H ..... W ..... 87-84  
Dec. 5, 1977 ..... H • ..... W ..... 77-74  
Feb. 22, 1978 ..... H ..... W ..... 80-64  
Dec. 10, 1978 ..... H • ..... L ..... 67-48  
Jan. 31, 1979 ..... A ..... L ..... 69-43  
Jan. 16, 1980 ..... H ..... W ..... 75-54  
Jan. 28, 1981 ..... A ..... W ..... 58-50  
• Pitt Tournament

### ELON

#### PITT LEADS, 1-0

at Pitt: Pitt leads, 1-0  
at Elon: N/A  
at Neutral Sites: N/A  
Current Streak: Pitt, W1  
Nov. 28, 2008 ..... H • ..... W ..... 84-49  
• Pitt Thanksgiving Tournament

### FAIRFIELD

#### PITT LEADS, 1-0

at Pitt: N/A  
at Fairfield: N/A  
at Neutral Sites: Pitt leads, 1-0  
Current Streak: Pitt, W1  
Dec. 30, 1981 ..... N • ..... W ..... 66-62  
• La Salle Tournament (Philadelphia, PA)

### FAIRLEIGH DICKINSON

#### PITT LEADS, 1-0

at Pitt: Pitt leads, 1-0  
at FDU: N/A  
at Neutral Sites: N/A  
Current Streak: Pitt, W1  
Nov. 19, 2019 ..... H ..... W ..... 69-60

### FAIRMONT STATE

#### PITT LEADS, 3-0

at Pitt: Pitt leads, 2-0  
at Fairmont: Pitt leads, 1-0  
at Neutral Sites: N/A  
Current Streak: Pitt, W3  
Nov. 18, 1981 ..... H ..... W ..... 65-29  
Nov. 19, 1982 ..... A ..... W ..... 79-59  
Nov. 22, 1983 ..... H ..... W ..... 100-55

### FEDERAL CITY

#### PITT LEADS, 2-0

at Pitt: Pitt leads, 1-0  
at Federal City: Pitt leads, 1-0  
at Neutral Sites: N/A  
Current Streak: Pitt, W2  
Feb. 8, 1976 ..... H ..... W ..... 56-52  
Jan. 28, 1977 ..... A ..... W ..... 89-65

### FIU

#### SERIES TIED, 1-1

at Pitt: N/A  
at FIU: FIU leads 1-0  
at Neutral Sites: Pitt leads 1-0  
Current Streak: FIU, W1  
Dec. 29, 1989 ..... N • ..... W ..... 76-71  
Dec. 27, 1997 ..... A •• ..... L ..... 80-65  
• Burger King Classic (Miami, FL)  
• Florida International Tournament (Miami, FL)

### FLORIDA

#### PITT LEADS, 2-1

at Pitt: Pitt leads, 2-0  
at Florida: Florida leads, 1-0

at Neutral Sites: N/A  
Current Streak: Pitt, W1  
Dec. 20, 1984 ..... H ..... W ..... 72-68  
Dec. 21, 2008 ..... A ..... L ..... 90-83  
Nov. 20, 2009 ..... H ..... W ..... 81-58

### FLORIDA A&M

#### PITT LEADS, 1-0

at Pitt: N/A  
at Florida A&M: Pitt leads, 1-0  
at Neutral Sites: N/A  
Current Streak: Pitt, W1  
Dec. 19, 2008 ..... A ..... W ..... 89-59

### FLORIDA ATLANTIC

#### PITT LEADS, 1-0

at Pitt: N/A  
at Florida Atlantic: Pitt leads, 1-0  
at Neutral Sites: N/A  
Current Streak: Pitt, W1  
Dec. 7, 2002 ..... A • ..... W ..... 101-87  
• Radisson Suites Roundball Classic (Boca Raton, FL)

### FLORIDA STATE

#### FLORIDA STATE LEADS, 11-0

at Pitt: Florida State leads, 6-0  
at FSU: Florida State leads, 5-0  
at Neutral Sites: N/A  
Current Streak: Florida State, W11  
Jan. 2, 2014 ..... H ..... L ..... 78-69  
Jan. 15, 2015 ..... A ..... L ..... 58-43  
Jan. 17, 2016 ..... H ..... L ..... 66-55  
Feb. 23, 2017 ..... A ..... L ..... 79-48  
Feb. 4, 2018 ..... H ..... L ..... 66-59  
Feb. 17, 2019 ..... A ..... L ..... 78-46  
Feb. 1, 2020 ..... H ..... L ..... 66-41  
Dec. 20, 2020 ..... A ..... L ..... 67-53  
Feb. 27, 2022 ..... H ..... L ..... 57-52  
Jan. 22, 2023 ..... A ..... L ..... 74-37  
Feb. 8, 2024 ..... H ..... L ..... 76-60

### FORDHAM

#### PITT LEADS, 3-1

at Pitt: Pitt leads, 2-0  
at Fordham: Series tied, 1-1  
at Neutral Sites: N/A  
Current Streak: Pitt, W1  
Dec. 31, 2003 ..... H ..... W ..... 62-48  
Dec. 30, 2004 ..... A ..... W ..... 58-51  
Dec. 3, 2017 ..... A ..... L ..... 58-55  
Dec. 5, 2018 ..... H ..... W ..... 65-62

### FROSTBURG STATE

#### PITT LEADS, 1-0

at Pitt: Pitt leads, 1-0  
at Frostburg State: N/A  
at Neutral Sites: N/A  
Current Streak: Pitt, W1  
Feb. 15, 1975 ..... H ..... W ..... 68-29

### FURMAN

#### PITT LEADS, 1-0

at Pitt: Pitt leads, 1-0  
at Furman: N/A  
at Neutral Sites: N/A  
Current Streak: Pitt, W1  
Nov. 25, 2002 ..... H ..... W ..... 75-45

### GEORGE MASON

#### PITT LEADS, 3-1

at Pitt: Pitt leads, 2-0  
at George Mason: George Mason leads, 1-0  
at Neutral Sites: Pitt leads, 1-0  
Current Streak: George Mason, W1  
Nov. 23, 1991 ..... N • ..... W ..... 73-68  
Nov. 25, 2020 ..... H ..... W ..... 72-57  
Nov. 12, 2022 ..... H ..... W ..... 63-45  
Nov. 15, 2023 ..... A ..... L ..... 60-52  
• Hoss s/Red Flash Classic (Loretto, PA)

## GEORGETOWN

### PITT LEADS, 27-26

at Pitt: Pitt leads, 15-11

at Georgetown: Georgetown leads, 12-11

at Neutral Sites: Georgetown leads, 3-1

Current Streak: Georgetown, W7

Feb. 18, 1981	H.....W.....	86-72
Feb. 17, 1982	A.....L.....	79-67
Feb. 16, 1983	H.....W.....	75-59
March 4, 1983	N (BET1) L.....	61-60
Jan. 10, 1984	H.....W.....	81-64
Dec. 15, 1984	H.....W.....	69-68
Jan. 26, 1985	A.....W.....	90-50
Jan. 2, 1986	N •.....W.....	65-55
Jan. 29, 1986	A.....L.....	77-69
Dec. 13, 1986	H.....L.....	67-66
Jan. 24, 1987	A.....L.....	65-53
Jan. 16, 1988	A.....L.....	69-64
Feb. 17, 1988	H.....W.....	76-74
Dec. 10, 1988	A.....W.....	70-69
Jan. 28, 1989	H.....W.....	72-58
March 2, 1989	N (BET1) L.....	61-57
Jan. 6, 1990	H.....W.....	85-72
Feb. 3, 1990	A.....W.....	64-63
Jan. 2, 1991	H.....W.....	85-65
Jan. 30, 1991	A.....L.....	80-72
Jan. 29, 1992	A.....L.....	88-77
Feb. 29, 1992	H.....W.....	70-67
Jan. 16, 1993	H.....W.....	74-70
Feb. 6, 1993	A.....L.....	84-74
Jan. 12, 1994	A.....W.....	77-58
Feb. 23, 1994	H.....W.....	78-64
Jan. 25, 1995	A.....W.....	70-63
Feb. 8, 1995	H.....W.....	80-71
Jan. 17, 1996	A.....W.....	80-74
Jan. 9, 1997	A.....L (OT).....	74-64
Feb. 5, 1997	H.....L.....	84-67
Feb. 3, 1998	H.....L.....	72-56
Jan. 13, 1999	A.....L.....	80-61
Feb. 16, 1999	H.....L.....	76-71
Feb. 27, 1999	N (BET2) L.....	70-52
Feb. 26, 2000	H.....W.....	77-66
Jan. 24, 2001	H.....L.....	76-56
Jan. 5, 2002	A.....W.....	63-61
Jan. 23, 2002	H.....L.....	73-56
Jan. 29, 2003	A.....W.....	91-72
Feb. 14, 2004	H.....L.....	72-61
Jan. 22, 2005	A.....W.....	85-81
Feb. 1, 2006	H.....W.....	79-62
Feb. 26, 2007	A.....W.....	68-58
March 3, 2008	H.....W.....	70-33
Jan. 27, 2009	A.....W.....	50-39
Feb. 10, 2010	H.....L.....	66-63
Feb. 23, 2011	A.....L.....	67-57
Dec. 7, 2011	H.....L.....	82-54
Jan. 26, 2013	A.....L.....	69-57
Feb. 23, 2013	H.....L.....	72-70
Nov. 19, 2018	A.....L.....	70-41
Nov. 16, 2019	H.....L.....	66-56

(BET1) Big East Tournament (Providence, RI)  
(BET1) Big East Tournament (Piscataway, NJ)  
• Played at Civic Arena (Pittsburgh, PA)

## GEORGE WASHINGTON

### PITT LEADS, 3-1

at Pitt: Pitt leads, 2-0

at George Washington: Series tied, 1-1

at Neutral Sites: N/A

Current Streak: George Washington, W1

Jan. 6, 1980	H.....W.....	81-57
Feb. 25, 1981	A.....W.....	92-74
Jan. 6, 1982	H.....W.....	85-51
Feb. 19, 1983	A.....L.....	63-61

## GEORGIA

### GEORGIA LEADS, 2-0

at Pitt: N/A

at Georgia: N/A

at Neutral Sites: Georgia leads, 2-0

Current Streak: Georgia, W2

March 26, 1981	N •.....L.....	100-69
Dec. 20, 2023	N ••.....L.....	65-59

• National Women's Invitational Tourn.  
(Amarillo, TX)

•• Sun Coast Challenge (Tampa, FL)

## GEORGIA TECH

### GEORGIA TECH LEADS, 10-4

at Pitt: Georgia Tech leads, 5-1

at Georgia Tech: Series tied, 3-3

at Neutral Sites: Georgia Tech leads, 2-0

Current Streak: Georgia Tech, W2

Dec. 30, 1999	A •.....W.....	75-69
Feb. 3, 2014	H.....L.....	77-66
Jan. 18, 2015	A.....W.....	75-72(OT)
Feb. 25, 2016	H.....L.....	66-60
Feb. 19, 2017	A.....L.....	71-57
Jan. 14, 2018	H.....W.....	68-62
Feb. 7, 2019	A.....L.....	67-55
Feb. 6, 2020	H.....L.....	77-48
Mar. 5, 2020	N ••.....L.....	68-58
Feb. 28, 2021	A.....L.....	65-60
Jan. 11, 2022	H.....L.....	63-52
Feb. 12, 2023	A.....W.....	85-79 (2OT)
Jan. 7, 2024	H.....L.....	68-58
Mar. 6, 2024	N ••.....L.....	73-60

• Marriott NW Holiday Tournament (Atlanta, GA)  
•• ACC Tournament (Greensboro, N.C.)

## GLASSBORO STATE

### PITT LEADS, 1-0

at Pitt: Pitt leads, 1-0

at Glassboro State: N/A

at Neutral Sites: N/A

Current Streak: Pitt, W1

Dec. 13, 1975	H •.....W.....	74-63
---------------	----------------	-------

• Pitt Tournament

## GONZAGA

### PITT LEADS, 2-0

at Pitt: N/A

at Gonzaga: N/A

at Neutral Sites: Pitt leads, 2-0

Current Streak: Pitt, W2

March 24, 1994	N •.....W.....	89-77
March 23, 2009	N ••.....W.....	65-60

• NIT (Amarillo, TX)  
•• NCAA Tournament (Schic, WA)

## HAMPTON

### SERIES TIED 1-1

at Pitt: Hampton leads, 1-0

at Hampton: Pitt leads, 1-0

at Neutral Sites: N/A

Current Streak: Hampton, W1

Dec. 11, 1999	A.....W.....	86-65
Nov. 12, 2011	H.....L.....	60-37

## HARTFORD

### HARTFORD LEADS, 2-0

at Pitt: Hartford leads, 1-0

at Hartford: N/A

at Neutral Sites: Hartford leads, 1-0

Current Streak: Hartford, W2

Dec. 29, 1991	N •.....L.....	67-65
Dec. 6, 2003	H.....L.....	60-54

• Seel-Bach Cardinal Tourny (Louisville, Ky.)

## HARVARD

### PITT LEADS, 1-0

at Pitt: N/A

at Harvard: N/A

at Neutral Sites: Pitt leads, 1-0

Current Streak: Pitt, W1

Nov. 30, 2007	N •.....W.....	70-54
---------------	----------------	-------

• Marshall Classic (Huntington, WV)

## HAWAII

### HAWAII LEADS, 1-0

at Pitt: N/A

at Hawaii: Hawaii leads, 1-0

at Neutral Sites: N/A

Current Streak: Hawaii, W1

Nov. 29, 1996 .....A •.....L.....65-34  
• Wahine Classic (Honolulu, HI)

## HIGH POINT

### HIGH POINT LEADS, 2-0

at Pitt: N/A

at High Point: High Point leads, 1-0

at Neutral Sites: High Point leads, 1-0

Current Streak: High Point, W2

Dec. 23, 1978	N •.....L.....	87-61
Dec. 2, 2011	A.....L.....	82-75

• UNC Tournament (Chapel Hill, NC)

## HOFSTRA

### PITT LEADS, 1-0

at Pitt: Pitt leads, 1-0

at Hofstra: N/A

at Neutral Sites: N/A

Current Streak: Pitt, W1

Nov. 29, 2020	H.....W.....	71-58
---------------	--------------	-------

## HOLY CROSS

### PITT LEADS, 2-0

at Pitt: Pitt leads, 2-0

at Holy Cross: N/A

at Neutral Sites: N/A

Current Streak: Pitt, W1

Dec. 6, 2015	H.....W.....	56-50
Dec. 22, 2021	H.....W.....	67-56

## HOUSTON

### HOUSTON LEADS, 1-0

at Pitt: N/A

at Houston: N/A

at Neutral Sites: Houston leads, 1-0

Current Streak: Houston, W1

Dec. 2, 1990	N •.....L.....	111-51
--------------	----------------	--------

• Buckeye Classic (Columbus, OH)

## HOWARD

### PITT LEADS, 6-0

at Pitt: Pitt leads, 4-0

at Howard: Pitt leads, 2-0

at Neutral Sites: N/A

Current Streak: Pitt, W6

Jan. 16, 1978	H.....W.....	62-46
Dec. 2, 1978	A.....W.....	78-75
Jan. 5, 1980	H.....W.....	64-56
Feb. 13, 1981	A.....W.....	66-50
Feb. 3, 1982	H.....W.....	77-59
Dec. 31, 2002	H.....W.....	94-75

## ILLINOIS

### ILLINOIS LEADS, 1-0

at Pitt: Illinois leads, 1-0

at Illinois: N/A

at Neutral Sites: N/A

Current Streak: Illinois, W1

Nov. 30, 2022	H.....L.....	79-63
---------------	--------------	-------

## IMMACULATA

### IMMACULATA LEADS, 3-0

at Pitt: N/A

at Immaculata: Immaculata leads, 2-0

at Neutral Sites: Immaculata leads, 1-0

Current Streak: Immaculata, W3

Feb. 19, 1977	A.....L.....	81-74
Feb. 27, 1978	A.....L.....	82-75
March 3, 1978	N •.....L.....	93-71

• EIAIW Regional Championships

## INDIANA

### SERIES TIED, 4-4

at Pitt: Pitt leads, 2-1

at Indiana: Indiana leads, 2-0

at Neutral Sites: Pitt tied, 2-1

Current Streak: Pitt, W1

Dec. 8, 1978	H •.....W.....	62-36
Dec. 22, 1979	N ••.....L.....	66-56
Feb. 3, 1980	A.....L.....	53-47

Dec. 13, 1980.....H.....W.....70-65  
 Dec. 19, 1980.....N ••.....W.....64-63  
 Jan. 20, 1982.....A.....L.....69-59  
 Nov. 26, 1983.....H.....L.....65-63  
 Dec. 20, 2011.....N •••.....W.....77-72 (OT)  
 • Pitt Tournament  
 •• UNC Christmas Classic (Chapel Hill, NC)  
 ••• Caribbean Classic (Cancun, Mexico)

**INDIANA (PA.)**

**PITT LEADS, 4-0**  
 at Pitt: Pitt leads, 3-0  
 at IUP: Pitt leads, 1-0  
 at Neutral Sites: N/A  
 Current Streak: Pitt, W4  
 Feb. 25, 1975.....A.....W.....72-47  
 Dec. 12, 1975.....H.....W.....109-45  
 Feb. 25, 1976.....H.....W.....56-39  
 Dec. 8, 1979.....H •.....W.....72-56  
 • Pitt Tournament

**IOWA**

**IOWA LEADS 1-0**  
 at Pitt: Iowa leads, 1-0  
 at Iowa: N/A  
 at Neutral Sites: N/A  
 Current Streak: Iowa, W1  
 Dec. 4, 1992.....H.....L.....70-59

**JAMES MADISON**

**SERIES TIED, 2-2**  
 at Pitt: Pitt leads 2-1  
 at James Madison: 0-1  
 at Neutral Sites: N/A  
 Current Streak: James Madison, W2  
 March 18, 2007..H •.....W.....71-61  
 Dec. 29, 2007.....N ••.....W.....69-61  
 Dec. 4, 2013.....H.....L.....71-61  
 Nov. 23, 2014.....A.....L.....80-64  
 • NCAA Tournament (Pittsburgh, PA)  
 •• Wagner Tournament (Staten Island, NY)

**KANSAS STATE**

**KANSAS STATE LEADS, 1-0**  
 at Pitt: N/A  
 at Kansas State: KSU leads, 1-0  
 at Neutral Sites: N/A  
 Current Streak: Kansas State, W1  
 Nov. 27, 1981.....A.....L.....79-63  
 • Converse Classic (Manhattan, KS)

**KEAN**

**PITT LEADS, 1-0**  
 at Pitt: N/A  
 at Kean: N/A  
 at Neutral Sites: Pitt leads, 1-0  
 Current Streak: Pitt, W1  
 March 12, 1976..N •.....W.....109-72  
 • EAIAW Regional Championship

**KENTUCKY**

**KENTUCKY LEADS, 1-0**  
 at Pitt: N/A  
 at Kentucky: N/A  
 at Neutral Sites: Kentucky leads, 1-0  
 Current Streak: Kentucky, W1  
 Dec. 16, 1976.....N •.....L.....67-61  
 • Mississippi Invitational (Oxford, MS)

**KENT STATE**

**PITT LEADS, 8-5**  
 at Pitt: Pitt leads, 5-2  
 at Kent State: Series tied, 3-3  
 at Neutral Sites: N/A  
 Current Streak: Kent State, W3  
 Jan. 19, 1977.....H.....W.....98-38  
 Dec. 9, 1981.....H.....L.....72-67  
 Dec. 1, 1982.....A.....W.....59-58  
 Dec. 17, 1983.....H.....W.....73-71  
 Dec. 10, 1985.....A.....L.....88-59  
 Dec. 17, 1986.....H.....W.....73-63  
 Dec. 20, 1987.....A.....W.....81-69

Dec. 6, 1988.....H.....W.....110-82  
 Jan. 10, 1990.....A.....W.....77-66  
 Dec. 18, 1990.....H.....W.....111-97  
 Dec. 22, 1992.....A.....L.....77-61  
 Dec. 1, 1999.....H.....L.....76-68  
 Nov. 25, 2000.....A.....L (OT).....77-67

**LAFAYETTE**

**PITT LEADS, 3-1**  
 at Pitt: Pitt leads, 3-1  
 at Lafayette: N/A  
 at Neutral Sites: N/A  
 Current Streak: Pitt, W1  
 Nov. 21, 1999.....H.....W.....80-43  
 Dec. 31, 2011.....H.....W.....74-69 (OT)  
 Nov. 17, 2013.....H.....L.....48-45  
 Nov. 12, 2021.....H.....W.....72-63

**LA SALLE**

**PITT LEADS, 7-1**  
 at Pitt: Pitt leads, 4-0  
 at La Salle: Pitt leads, 3-1  
 at Neutral Sites: N/A  
 Current Streak: Pitt, W2  
 Jan. 12, 1977.....H.....W.....73-60  
 Jan. 30, 1978.....A.....W.....99-81  
 Jan. 10, 1979.....H.....W.....71-57  
 Feb. 9, 1980.....A.....W.....78-66  
 Jan. 7, 1981.....H.....W.....89-77  
 Dec. 29, 1981.....A •.....L.....58-55  
 Jan. 29, 1982.....A.....W.....62-60  
 Jan. 12, 1983.....H.....W.....85-67  
 • LaSalle Tournament (Philadelphia, PA)

**LEHIGH**

**PITT LEADS, 1-0**  
 at Pitt: Pitt leads, 1-0  
 at Lehigh: N/A  
 at Neutral Sites: N/A  
 Current Streak: Pitt, W1  
 Dec. 10, 2023.....H.....W.....94-82

**LE MOYNE**

**PITT LEADS, 1-0**  
 at Pitt: Pitt leads, 1-0  
 at Le Moyne: N/A  
 at Neutral Sites: N/A  
 Current Streak: Pitt, W1  
 Dec. 28, 2023.....H.....W.....56-39

**LIBERTY**

**PITT LEADS, 1-0**  
 at Pitt: N/A  
 at Liberty: N/A  
 at Neutral Sites: Pitt leads, 1-0  
 Current Streak: Pitt, W1  
 Dec. 20, 2006.....N •.....W.....54-47  
 • Caribbean Classic (Cancun, Mexico)

**LIU**

**PITT LEADS, 1-0**  
 at Pitt: Pitt leads, 1-0  
 at LiU: N/A  
 at Neutral Sites: N/A  
 Current Streak: Pitt, W1  
 Nov. 17, 2021.....H.....W.....92-41

**LOCK HAVEN**

**PITT LEADS, 4-1**  
 at Pitt: Pitt leads, 2-0  
 at Lock Haven: Series tied, 1-1  
 at Neutral Sites: Pitt leads, 1-0  
 Current Streak: Pitt, W4  
 Feb. 21, 1976.....A.....L.....60-54  
 Feb. 26, 1977.....H.....W.....77-72  
 March 9, 1977.....N •.....W.....77-75  
 Feb. 18, 1978.....A.....W.....90-70  
 Feb. 17, 1979.....H.....W.....55-48  
 • EAIAW Regional Championship

**LONG BEACH STATE**

**PITT LEADS, 1-0**  
 at Pitt: N/A  
 at Long Beach State: N/A  
 at Neutral Sites: Pitt leads, 1-0  
 Current Streak: Pitt, W1  
 Dec. 3, 2004.....N •.....W.....64-62  
 • Stony Brook Tournament (Stony Brook, NY)

**LOUISIANA-MONROE**

**PITT LEADS, 1-0**  
 at Pitt: N/A  
 at ULM: N/A  
 at Neutral Sites: Pitt leads, 1-0  
 Current Streak: Pitt, W1  
 Dec. 20, 2013.....N •.....W.....76-61  
 • Duel in the Desert (Las Vegas, Nev.)

**LOUISVILLE**

**LOUISVILLE LEADS, 27-2**  
 at Pitt: Louisville leads, 12-2  
 at Louisville: Louisville leads, 13-0  
 at Neutral Sites: Louisville leads, 2-0  
 Current Streak: Louisville, W23  
 Feb. 8, 2006.....H.....L.....71-63  
 Jan. 24, 2007.....A.....L.....72-59  
 Jan. 27, 2008.....H.....W.....76-67  
 Feb. 28, 2009.....A.....L.....75-51  
 March 9, 2009.....N (BET).....L.....69-63  
 Feb. 14, 2010.....H.....W.....72-69  
 March 5, 2010.....N (BET).....L.....79-71  
 Jan. 2, 2011.....A.....L.....79-68  
 Feb. 14, 2012.....H.....L.....71-66 (OT)  
 Feb. 9, 2013.....A.....L.....78-45  
 Jan. 4, 2015.....H.....L.....63-57  
 Feb. 8, 2015.....A.....L.....48-35  
 Feb. 11, 2016.....H.....L.....84-61  
 Feb. 28, 2016.....A.....L.....65-36  
 Jan. 8, 2017.....A.....L.....73-52  
 Jan. 29, 2017.....H.....L.....63-48  
 Jan. 18, 2018.....H.....L.....77-51  
 Feb. 25, 2018.....A.....L.....81-49  
 Jan. 27, 2019.....A.....L.....70-42  
 Mar. 3, 2019.....H.....L.....67-40  
 Jan. 26, 2020.....A.....L.....83-49  
 Feb. 23, 2020.....H.....L.....79-47  
 Feb. 18, 2021.....H.....L.....82-58  
 Jan. 6, 2022.....A.....L.....81-39  
 Feb. 24, 2022.....H.....L.....66-55  
 Dec. 18, 2022.....H.....L.....77-53  
 Jan. 8, 2023.....A.....L.....76-69  
 Jan. 11, 2024.....H.....L.....74-44  
 Jan. 28, 2024.....A.....L.....77-58  
 (BET) Big East Tournament (Hartford, CT)

**LOYOLA (CHICAGO)**

**PITT LEADS, 1-0**  
 at Pitt: Pitt leads, 1-0  
 at Loyola: N/A  
 at Neutral Sites: N/A  
 Current Streak: Pitt, W1  
 Nov. 17, 2016.....H.....W.....59-35

**LOYOLA (MD.)**

**PITT LEADS, 8-0**  
 at Pitt: Pitt leads, 6-0  
 at Loyola: Pitt leads, 1-0  
 at Neutral Sites: Pitt leads, 1-0  
 Current Streak: Pitt, W8  
 Dec. 5, 1993.....N •.....W.....88-75  
 Nov. 28, 2010.....H.....W.....73-45  
 Nov. 18, 2011.....H.....W.....65-59  
 Dec. 5, 2012.....H.....W.....57-47  
 Nov. 23, 2013.....A.....W.....60-54  
 Nov. 30, 2014.....H.....W.....84-46  
 Nov. 21, 2016.....H.....W.....74-44  
 Dec. 7, 2022.....H.....W.....78-42  
 • MCI First American Classic (Nashville, TN)

**LOYOLA MARYMOUNT****LOYOLA MARYMOUNT LEADS, 1-0**

at Pitt: N/A  
 at Loyola Marymount: Loyola leads, 1-0  
 at Neutral Sites: N/A  
 Current Streak: Loyola Marymount, W1  
 Dec. 30, 2000 ..... A ..... L ..... 74-57

**MARQUETTE****MARQUETTE LEADS, 10-2**

at Pitt: Series tied, 2-2  
 at Marquette: Marquette leads, 5-0  
 at Neutral Sites: Marquette leads, 3-0  
 Current Streak: Marquette, W6  
 Jan. 18, 2006 ..... A ..... L ..... 71-62  
 March 27, 2006 ..... A ..... L ..... 77-64  
 Jan. 9, 2007 ..... H ..... W (OT) ..... 91-87  
 March 4, 2007 ..... N ..... L ..... 61-51  
 Feb. 23, 2008 ..... A ..... L ..... 76-69  
 Jan. 30, 2009 ..... H ..... W ..... 86-54  
 Jan. 2, 2010 ..... A ..... L ..... 66-55  
 Jan. 29, 2011 ..... H ..... L ..... 65-61  
 Mar. 19, 2011 ..... N (BET) ..... L ..... 74-70  
 Feb. 4, 2012 ..... A ..... L ..... 72-48  
 Jan. 19, 2013 ..... H ..... L ..... 74-65  
 Mar. 4, 2013 ..... N (BET) ..... L ..... 66-43  
 • WNIT  
 (BET) Big East Tournament (Hartford, CT)

**MARSHALL****PITT LEADS, 3-1**

at Pitt: Pitt leads, 2-0  
 at Marshall: Series tied, 1-1  
 at Neutral Sites: N/A  
 Current Streak: Pitt, W2  
 Feb. 25, 1986 ..... H ..... W ..... 78-75  
 Dec. 8, 1986 ..... A ..... L ..... 67-60  
 Dec. 1, 2007 ..... A ..... W ..... 70-66  
 Nov. 28, 2009 ..... H ..... W ..... 80-58  
 • Pitt Thanksgiving Tournament

**MARYLAND****MARYLAND LEADS, 10-1**

at Pitt: Maryland leads, 3-1  
 at Maryland: Maryland leads, 5-0  
 at Neutral Sites: Maryland leads, 2-0  
 Current Streak: Maryland, W3  
 Feb. 15, 1977 ..... A ..... L ..... 82-53  
 Feb. 16, 1978 ..... H ..... L ..... 86-68  
 Jan. 24, 1979 ..... A ..... L ..... 81-74  
 Jan. 26, 1980 ..... H ..... L ..... 67-66  
 Jan. 21, 1981 ..... A ..... L ..... 83-72  
 Jan. 23, 1982 ..... H ..... L ..... 74-72  
 Nov. 27, 2007 ..... A ..... L ..... 90-77  
 Dec. 2, 2008 ..... H ..... W ..... 86-57  
 Feb. 6, 2014 ..... A ..... L ..... 94-46  
 Nov. 28, 2015 ..... N ..... L ..... 70-49  
 Nov. 27, 2022 ..... N ..... L ..... 87-63  
 • Paradise Jam (U.S. Virgin Islands)  
 • Fort Myers Tip-Off (Ft. Myers, FL)

**MASSACHUSETTS****PITT LEADS, 1-0**

at Pitt: N/A  
 at Massachusetts: N/A  
 at Neutral Sites: Pitt leads, 1-0  
 Current Streak: Pitt, W1  
 Nov. 24, 1991 ..... N ..... W ..... 65-56  
 • Hoss's/Red Flash Classic (Loretto, PA)

**MCNEESE STATE****PITT LEADS, 1-0**

at Pitt: N/A  
 at McNeese State: N/A  
 at Neutral Sites: Pitt leads, 1-0  
 Current Streak: Pitt, W1  
 Dec. 20, 2016 ..... N ..... W ..... 71-65  
 • Patrick Harrington Classic (Niceville, FL)

**MERCER****SERIES TIED, 1-1**

at Pitt: N/A  
 at Mercer: N/A  
 at Neutral Sites: Series tied, 1-1  
 Current Streak: Mercer, W1  
 Dec. 15, 1976 ..... N ..... W ..... 108-100  
 Dec. 20, 1979 ..... N ..... L ..... 90-78  
 • Mississippi Invitational (Oxford, MS)  
 • UNC Tournament (Chapel Hill, NC)

**MIAMI (FLA.)****MIAMI LEADS, 27-9**

at Pitt: Miami leads, 8-6  
 at Miami: Miami leads, 17-1  
 at Neutral Sites: Series tied, 2-2  
 Current Streak: Miami, W10  
 Dec. 31, 1982 ..... A ..... L ..... 79-75 (2OT)  
 Jan. 11, 1992 ..... H ..... L ..... 73-54  
 Feb. 11, 1992 ..... A ..... L ..... 79-64  
 Jan. 29, 1993 ..... H ..... L ..... 55-50  
 March 1, 1993 ..... A ..... L ..... 77-65  
 Jan. 9, 1994 ..... H ..... W ..... 71-66  
 Feb. 2, 1994 ..... A ..... W ..... 59-53  
 March 5, 1994 ..... N (BET) ..... W ..... 70-60  
 Jan. 7, 1995 ..... H ..... W ..... 73-61  
 Feb. 1, 1995 ..... A ..... L ..... 54-50  
 Dec. 22, 1995 ..... H ..... L ..... 73-63  
 March 2, 1996 ..... N (BET) ..... W ..... 52-49  
 Jan. 6, 1997 ..... H ..... W ..... 64-59  
 Feb. 12, 1997 ..... A ..... L ..... 89-61  
 March 1, 1997 ..... N (BET) ..... L ..... 64-50  
 Jan. 24, 1998 ..... A ..... L ..... 72-55  
 Jan. 2, 1999 ..... A ..... L ..... 75-60  
 Jan. 10, 1999 ..... H ..... W ..... 63-61  
 Feb. 29, 2000 ..... A ..... L ..... 80-60  
 Jan. 30, 2001 ..... H ..... W ..... 84-74  
 Feb. 17, 2001 ..... A ..... L ..... 96-69  
 Feb. 2, 2002 ..... A ..... L ..... 77-61  
 Jan. 22, 2003 ..... H ..... L ..... 79-76  
 Jan. 17, 2004 ..... A ..... L ..... 77-68  
 March 2, 2014 ..... A ..... L ..... 67-54  
 Feb. 1, 2015 ..... H ..... W ..... 81-66  
 Jan. 7, 2016 ..... A ..... L ..... 79-55  
 March 3, 2016 ..... N ..... L ..... 77-55  
 Jan. 2, 2017 ..... H ..... L ..... 82-50  
 Feb. 15, 2018 ..... A ..... L ..... 82-58  
 Feb. 10, 2019 ..... H ..... L ..... 65-51  
 Mar. 1, 2020 ..... A ..... L ..... 73-54  
 Jan. 21, 2021 ..... H ..... L ..... 72-68  
 Feb. 17, 2022 ..... A ..... L ..... 60-50  
 Jan. 1, 2023 ..... H ..... L ..... 74-67  
 Feb. 29, 2024 ..... A ..... L ..... 62-44  
 (BET) Big East Tournament (Storrs, CT)  
 • Dial Christmas Classic (Miami, FL)  
 • ACC Tournament (Greensboro, NC)

**MIAMI (OHIO)****MIAMI LEADS, 2-1**

at Pitt: Tied, 1-1  
 at Miami (Ohio): N/A  
 at Neutral Sites: Miami (OH) leads, 1-0  
 Current Streak: Miami, W1  
 Dec. 1, 1996 ..... N ..... L ..... 70-62  
 Nov. 15, 1998 ..... H ..... W ..... 75-56  
 Dec. 17, 2019 ..... H ..... L ..... 80-71  
 • Wahine Classic (Honolulu, HI)  
 • Pittsburgh Panther Invitational

**MICHIGAN****SERIES TIED, 3-3**

at Pitt: Pitt leads, 2-0  
 at Michigan: Michigan leads, 2-1  
 at Neutral Sites: Michigan leads, 1-0  
 Current Streak: Pitt, W1  
 Dec. 27, 1989 ..... N ..... L ..... 71-59  
 Dec. 17, 1991 ..... A ..... W ..... 74-72  
 Dec. 19, 1992 ..... H ..... W ..... 64-62  
 Nov. 20, 2013 ..... A ..... L ..... 83-75  
 Nov. 20, 2014 ..... H ..... W ..... 85-64

Dec. 3, 2015 ..... A ..... L ..... 82-45  
 • Pittsburgh Panther Invitational

**MICHIGAN STATE****PITT LEADS, 3-0**

at Pitt: Pitt leads, 1-0  
 at Michigan State: Pitt leads, 1-0  
 at Neutral Sites: Pitt leads, 1-0  
 Current Streak: Pitt, W3  
 Jan. 20, 1979 ..... H ..... W ..... 55-52  
 Jan. 18, 1980 ..... A ..... W ..... 78-56  
 Dec. 21, 2011 ..... N ..... W ..... 64-54  
 • Caribbean Classic (Cancun, Mexico)

**MINNESOTA****MINNESOTA LEADS, 1-0**

at Pitt: N/A  
 at Minnesota: Minnesota leads, 1-0  
 at Neutral Sites: N/A  
 Current Streak: Minnesota, W1  
 Nov. 17, 2010 ..... A ..... L ..... 73-63

**MISSISSIPPI****PITT LEADS, 2-1**

at Pitt: Pitt leads, 1-0  
 at Mississippi: N/A  
 at Neutral Sites: Tied, 1-1  
 Current Streak: Pitt, W2  
 Nov. 24, 1978 ..... N ..... L ..... 78-61  
 March 22, 2006 ..... N ..... W ..... 85-76  
 Nov. 30, 2019 ..... N ..... W ..... 58-50  
 • Tennessee Tech Tip-Off Tournament (Cookeville, TN)  
 • WNIT (Fitzgerald Field House)  
 • Daytona Beach Inv. (Daytona Beach, FL)

**MISSISSIPPI STATE****MISSISSIPPI STATE LEADS, 2-0**

at Pitt: N/A  
 at Mississippi State: N/A  
 at Neutral Sites: Mississippi State leads, 2-0  
 Current Streak: Mississippi State, W2  
 Dec. 17, 1977 ..... N ..... L ..... 68-59  
 Dec. 20, 2001 ..... N ..... L ..... 88-86  
 • Mississippi Invitational (Oxford, MS)  
 • Torneo Cancun de Basquetbol (Cancun, Mexico)

**MISSOURI****MISSOURI LEADS, 1-0**

at Pitt: Missouri leads, 1-0  
 at Missouri: N/A  
 at Neutral Sites: N/A  
 Current Streak: Missouri, W1  
 Nov. 27, 2005 ..... H ..... L ..... 69-60  
 • Pitt Thanksgiving Classic

**MISSOURI - KANSAS CITY****PITT LEADS, 1-0**

at Pitt: N/A  
 at UMKC: N/A  
 at Neutral Sites: Pitt leads, 1-0  
 Current Streak: Pitt, W1  
 Nov. 27, 1987 ..... N ..... W ..... 81-75  
 • 7-UP Desert Classic (Las Vegas, NV)

**MONMOUTH****PITT LEADS, 2-0**

at Pitt: N/A  
 at Monmouth: N/A  
 at Neutral Sites: Pitt leads, 2-0  
 Current Streak: Pitt, W2  
 Dec. 28, 1981 ..... N ..... W ..... 78-70  
 Dec. 28, 1997 ..... N ..... W ..... 61-49  
 • LaSalle Tournament (Philadelphia, PA)  
 • FIU Tournament (Miami, FL)

**MONTANA****PITT LEADS, 1-0**

at Pitt: N/A  
 at Montana: N/A  
 at Neutral Sites: Pitt leads, 1-0  
 Current Streak: Pitt, W1  
 March 21, 2009...N • ..... W.....64-35  
 • NCAA Tournament (Schic, WA)

**MOREHEAD STATE****MOREHEAD STATE LEADS, 1-0**

at Pitt: N/A  
 at Morehead State: N/A  
 at Neutral Sites: Morehead State leads, 1-0  
 Current Streak: Morehead State, W1  
 Nov. 23, 1979.....N • .....L.....55-54  
 • Bearcat Classic (Cincinnati, OH)

**MORGAN STATE****PITT LEADS, 1-0**

at Pitt: Pitt leads, 1-0  
 at Morgan State: N/A  
 at Neutral Sites: N/A  
 Current Streak: Pitt, W1  
 Nov. 29, 1997.....H • .....W.....55-43  
 • Lady Panther Invitational

**MOUNT ST. MARY'S****PITT LEADS, 9-0**

at Pitt: Pitt leads, 8-0  
 at MSM: Pitt leads, 1-0  
 at Neutral Sites: N/A  
 Current Streak: Pitt, W9  
 Nov. 17, 2006.....H.....W.....77-55  
 Nov. 20, 2007.....A.....W.....82-31  
 Dec. 31, 2009.....H.....W.....57-47  
 Dec. 4, 2010.....H.....W.....89-65  
 Nov. 29, 2011.....H.....W.....58-45  
 Dec. 20, 2012.....H.....W.....67-49  
 Nov. 26, 2013.....H.....W.....78-43  
 Dec. 8, 2015.....H.....W.....74-57  
 Nov. 12, 2016.....H.....W.....89-54

**NATIONAL COLLEGE****PITT LEADS, 1-0**

at Pitt: Pitt leads, 1-0  
 at National: N/A  
 at Neutral Sites: N/A  
 Current Streak: Pitt, W1  
 Nov. 27, 1982.....H.....W.....93-39

**NEW ORLEANS****PITT LEADS, 1-0**

at Pitt: Pitt leads, 1-0  
 at New Orleans: N/A  
 at Neutral Sites: N/A  
 Current Streak: Pitt, W1  
 Nov. 9, 2018.....H.....W.....90-38

**NIAGARA****PITT LEADS, 3-0**

at Pitt: Pitt leads, 2-0  
 at Niagara: Pitt leads, 1-0  
 at Neutral Sites: N/A  
 Current Streak: Pitt, W3  
 Dec. 8, 1993.....A.....W.....73-46  
 Dec. 29, 1994.....H • .....W.....86-70  
 Nov. 17, 2014.....H.....W.....70-54  
 • Lady Panther Invitational

**NORFOLK STATE****PITT LEADS, 2-0**

at Pitt: Pitt leads, 1-0  
 at Norfolk State: Pitt leads, 1-0  
 at Neutral Sites: N/A  
 Current Streak: Pitt, W2  
 Dec. 29, 2002.....H.....W.....104-78  
 Dec. 17, 2003.....A.....W.....64-44

**NORTH ALABAMA****PITT LEADS, 1-0**

at Pitt: Pitt leads, 1-0  
 at North Alabama: N/A  
 at Neutral Sites: N/A  
 Current Streak: Pitt, W1  
 Dec. 21, 2022.....H.....W.....85-83

**NORTH CAROLINA****NORTH CAROLINA LEADS, 8-6**

at Pitt: Pitt leads, 4-2  
 at North Carolina: UNC leads, 5-1  
 at Neutral Sites: Series tied, 1-1  
 Current Streak: North Carolina, W5  
 Jan. 2, 1981.....H.....W.....79-67  
 Feb. 13, 2014.....A.....L.....86-50  
 Jan. 8, 2015.....H.....W.....84-59  
 Feb. 18, 2016.....A.....W.....76-60  
 Mar. 2, 2016.....N • .....W.....82-72 (OT)  
 Jan. 15, 2017.....H.....W.....68-48  
 Mar. 1, 2017.....N • • .....L.....72-60  
 Jan. 7, 2018.....A.....L.....68-67  
 Feb. 14, 2019.....H.....W.....91-78  
 Dec. 30, 2019.....A.....L.....70-62  
 Feb. 14, 2021.....H.....L.....81-72  
 Feb. 10, 2022.....A.....L.....64-54  
 Jan. 26, 2023.....H.....L.....72-57  
 Feb. 15, 2024.....A.....L.....75-62  
 • ACC Tournament (Greensboro, NC)  
 • • ACC Tournament (Conway, SC)

**NORTH CAROLINA A&T****PITT LEADS, 1-0**

at Pitt: N/A  
 at NC A&T: Pitt leads, 1-0  
 at Neutral Sites: N/A  
 Current Streak: Pitt, W1  
 Nov. 23, 2004.....A.....W.....86-71

**NORTH CAROLINA STATE****NC STATE LEADS, 11-2**

at Pitt: NC State leads, 6-0  
 at NC State: NC State leads, 5-1  
 at Neutral Sites: Pitt leads, 1-0  
 Current Streak: NC State, W9  
 Jan. 16, 1982.....A.....L.....72-63  
 Dec. 22, 2001.....N • .....W.....82-65  
 Feb. 27, 2014.....H.....L.....79-68  
 Feb. 5, 2015.....A.....W.....60-50  
 Jan. 10, 2016.....H.....L.....78-76 (3OT)  
 Jan. 26, 2017.....A.....L.....55-42  
 Feb. 22, 2018.....H.....L.....77-66  
 Jan. 10, 2019.....A.....L.....63-34  
 Jan. 23, 2020.....H.....L.....88-44  
 Feb. 25, 2021.....A.....L.....83-53  
 Dec. 10, 2021.....H.....L.....89-54  
 Feb. 26, 2023.....A.....L.....68-63  
 Feb. 11, 2024.....H.....L.....83-47  
 • Torneo Cancun de Basquetbol

**NORTH FLORIDA****PITT LEADS, 1-0**

at Pitt: Pitt leads, 1-0  
 at North Florida: N/A  
 at Neutral Sites: N/A  
 Current Streak: Pitt, W1  
 Nov. 17, 2009.....H.....W.....61-35

**NORTHEASTERN****NORTHEASTERN LEADS, 3-0**

at Pitt: NU leads, 1-0  
 at Northeastern: NU leads, 1-0  
 at Neutral Sites: NU leads, 1-0  
 Current Streak: NU, W3  
 Dec. 21, 1983.....H.....L.....72-61  
 Dec. 6, 1985.....N • .....L.....52-49  
 Jan. 16, 1989.....A.....L.....63-58  
 • Investors Classic (Charlottesville, VA)

**NORTHERN KENTUCKY****PITT LEADS, 4-1**

at Pitt: Pitt leads, 2-0  
 at Northern Kentucky: NKU leads, 1-0  
 at Neutral Sites: Pitt leads, 2-0  
 Current Streak: Pitt, W4  
 Jan. 3, 1979.....A.....L.....70-61  
 Dec. 1, 1979.....H.....W.....80-55  
 Dec. 21, 1979.....N • .....W.....68-62  
 Nov. 22, 1980.....H.....W.....106-72  
 Nov. 24, 2023.....N • • .....W.....88-57  
 • UNC Tournament (Chapel Hill, NC)  
 • • Daytona Beach Classic (Daytona Beach, FL)

**NORTHWESTERN****PITT LEADS, 4-1**

at Pitt: Pitt leads, 1-0  
 at Northwestern: Pitt leads, 2-1  
 at Neutral Sites: Pitt leads, 1-0  
 Current Streak: Pitt, W4  
 Jan. 6, 1979.....A.....L.....61-55  
 Dec. 18, 1979.....H.....W.....81-71  
 Jan. 17, 1981.....A.....W.....76-74  
 Nov. 29, 2018.....A • .....W.....52-49  
 Nov. 26, 2021.....N • • .....W.....72-60  
 • ACC/Big Ten Challenge  
 • • Paradise Jam (U.S. Virgin Islands)

**NOTRE DAME****NOTRE DAME LEADS, 36-4**

at Pitt: Notre Dame leads, 18-2  
 at Notre Dame: Notre Dame leads, 17-0  
 at Neutral Sites: Pitt leads, 2-1  
 Current Streak: Notre Dame, W7  
 Feb. 7, 1996.....A.....L.....90-51  
 Feb. 17, 1996.....H.....L.....89-51  
 Jan. 18, 1997.....A.....L.....65-49  
 Dec. 31, 1997.....H.....L.....66-46  
 Feb. 15, 1998.....A.....L.....75-60  
 Jan. 16, 1999.....H.....L.....81-72  
 Jan. 18, 2000.....H.....L.....67-53  
 Feb. 9, 2000.....A.....L.....81-74  
 Feb. 7, 2001.....A.....L.....72-58  
 Feb. 27, 2001.....H.....L.....82-63  
 Feb. 5, 2002.....H.....L.....68-56  
 Feb. 26, 2003.....A.....L.....77-69  
 March 8, 2003.....N • .....L.....73-65  
 Feb. 21, 2004.....H.....L.....72-68  
 Feb. 5, 2005.....H.....L.....75-47  
 Feb. 28, 2006.....A.....L.....72-65  
 Jan. 31, 2007.....H.....W.....71-62  
 Feb. 10, 2008.....A.....L.....81-66  
 March 9, 2008.....N • .....W.....64-53  
 Feb. 3, 2009.....H.....W.....82-70  
 Feb. 6, 2010.....A.....L.....86-76  
 Jan. 15, 2011.....H.....L.....82-50  
 Jan. 17, 2012.....A.....L.....120-44  
 Jan. 23, 2013.....H.....L.....73-47  
 Jan. 16, 2014.....H.....L.....109-66  
 Feb. 26, 2015.....A.....L.....87-59  
 Jan. 3, 2016.....H.....L.....65-55  
 Jan. 12, 2017.....A.....L.....86-54  
 Jan. 25, 2018.....H.....L.....87-53  
 Jan. 3, 2019.....A.....L.....100-44  
 Jan. 2, 2020.....H.....L.....60-52  
 Feb. 9, 2020.....A.....L.....74-52  
 Mar. 4, 2020.....N • • .....W.....67-65  
 Feb. 22, 2021.....H.....L.....59-48  
 Dec. 19, 2021.....A.....L.....85-59  
 Jan. 23, 2022.....H.....L.....77-63  
 Feb. 9, 2023.....A.....L.....69-63  
 Feb. 19, 2023.....H.....L.....83-43  
 Jan. 4, 2024.....H.....L.....71-66  
 Feb. 4, 2024.....A.....L.....78-53  
 • Big East Tournament  
 • • ACC Tournament - Greensboro, NC

**OHIO****PITT LEADS, 8-1**

at Pitt: Pitt leads, 5-0  
 at Ohio: Pitt leads, 2-0  
 at Neutral Sites: Tied, 1-1  
 Current Streak: Ohio, W1  
 Feb. 7, 2024.....H.....W.....74-28

Nov. 22, 1982	H	W	98-78
Dec. 28, 1983	H	W	89-68
Dec. 7, 1987	H	W	71-69
Dec. 4, 1999	H	W	71-60
Dec. 2, 2000	A	W	88-79
Dec. 9, 2006	A	W	77-69
Dec. 5, 2007	N •	W	69-55
Nov. 29, 2019	N ••	L	72-50

• Fifth Third Bank Classic (Huntington, WV)  
•• Daytona Beach Inv. (Daytona Beach, FL)

### OHIO STATE

#### OHIO STATE LEADS, 10-3

at Pitt: Ohio State leads, 3-1  
at Ohio State: Ohio State leads, 5-2  
at Neutral Sites: Ohio State leads, 2-0  
Current Streak: Pitt, W1

Feb. 22, 1975	A	W	57-53
Jan. 12, 1976	H	W	56-50
Dec. 10, 1976	A •	L	64-59
Jan. 17, 1977	A	L	93-67
Dec. 10, 1977	H	L	58-53
Dec. 20, 1980	N ••	L	65-58
Feb. 20, 1982	A	L	71-55
Dec. 10, 1983	H	L	83-75
Dec. 1, 1990	A •••	L	84-71
Nov. 15, 1995	A ••••	L	85-50
Dec. 18, 1996	H	L	66-54
Dec. 2, 1998	A	L	75-40
Dec. 3, 2014	A	W	78-74

• Mississippi Tourn. (game played in Columbus, OH)  
•• UNC Tournament (Chapel Hill, NC)  
••• Buckeye Classic (Columbus, OH)  
•••• Preseason WNIT (Columbus, OH)

### OKLAHOMA

#### OKLAHOMA LEADS, 2-0

at Pitt: N/A  
at Oklahoma: N/A  
at Neutral Sites: Oklahoma leads, 2-0  
Current Streak: Oklahoma, W2  
March 25, 1994... N •..... L..... 86-77  
March 29, 2009... N ••..... L..... 70-59  
• NIT (Amarillo, TX)  
•• NCAA Tournament (Norman, OK)

### OLD DOMINION

#### SERIES TIED, 3-3

at Pitt: Pitt leads, 1-1  
at Old Dominion: Pitt leads, 1-1  
at Neutral Sites: Series tied, 1-1  
Current Streak: Pitt, W3

Jan. 10, 1978	H	L	75-56
Jan. 13, 1979	A	L	97-55
Nov. 30, 1984	N •	L	89-64
Jan. 2, 2013	A	W	55-54
Dec. 15, 2013	H	W	63-49
Nov. 27, 2015	N ••	W	67-58

• Wildcat Tournament (Evanston, IL)  
•• Paradise Jam (U.S. Virgin Islands)

### PENN STATE

#### PENN STATE LEADS, 30-13

at Pitt: Pitt leads, 12-11  
at Penn State: Penn State leads, 19-1  
at Neutral Sites: N/A  
Current Streak: Penn State, W4

Dec. 7, 1974	H •	W	67-63
Feb. 18, 1975	H	L	64-60
Feb. 20, 1976	A	L	97-60
March 13, 1976	H ••	W	68-60
Dec. 5, 1976	H •	W	71-66
Feb. 12, 1977	H	W	69-68
Jan. 24, 1978	A	L	81-60
March 4, 1978	H •••	W	80-79
Jan. 27, 1979	H	L	68-56
Dec. 9, 1979	H •	W	58-45
Feb. 13, 1980	A	L	68-48
Feb. 29, 1980	A ••••	L	89-61
Feb. 11, 1981	H	W	83-78
Feb. 10, 1982	A	L	81-67
Feb. 12, 1983	H	W	86-69
Feb. 8, 1984	A	L	93-56

Feb. 4, 1985	H	L	81-73
Feb. 5, 1986	A	L	91-51
Dec. 5, 1987	H	L	73-71
Nov. 30, 1988	A	W	74-70
Dec. 6, 1989	H	L	98-53
Dec. 6, 1990	A	L	88-57
Dec. 7, 1992	H	L	82-69
Dec. 19, 1993	A	L	94-65
Dec. 4, 1994	H	L	66-55
Dec. 6, 1995	A	L	77-56
Dec. 15, 1996	H	L	66-44
Dec. 14, 1997	A	L	81-64
Nov. 18, 1998	H	W	49-46
Dec. 21, 1999	A	L	79-56
Dec. 16, 2000	H	L	84-62
Dec. 16, 2001	A	L	78-63
Dec. 14, 2002	H	W (OT)	92-88
Dec. 14, 2003	A	L	96-44
Dec. 9, 2004	H	L	84-79 (OT)
Dec. 2, 2005	A	L	69-60
Dec. 1, 2006	H	W	60-51
Nov. 11, 2007	A •••••	L	80-74
Nov. 24, 2008	H	W	80-59
Dec. 12, 2009	A	L	77-73
Dec. 10, 2016	A	L	91-62
Dec. 17, 2017	H	L	59-48
Dec. 5, 2019	A	L	78-73

• Pitt Invitational  
•• AIAW Mid-Atlantic Tournament (Pittsburgh, PA)  
••• EIAW Mid-Atlantic Tournament (Pittsburgh, PA)  
•••• EIAW Mid-Atlantic Tourn. (University Park, PA)  
••••• WBCA Classic (University Park, PA)

### PEPPERDINE

#### PITT LEADS 1-0

at Pitt: N/A  
at Pepperdine: Pitt leads, 1-0  
at Neutral Sites: N/A  
Current Streak: Pitt, W1  
Dec. 19, 2005..... A..... W..... 79-64

### PRINCETON

#### PRINCETON LEADS, 2-0

at Pitt: Princeton leads, 1-0  
at Princeton: Princeton leads, 1-0  
at Neutral Sites: N/A  
Current Streak: Princeton, W2  
Nov. 14, 2014..... H..... L..... 59-43  
Dec. 12, 2015..... A..... L..... 61-47

### PROVIDENCE

#### PROVIDENCE LEADS, 29-20

at Pitt: Pitt leads, 15-10  
at Providence: Providence leads, 17-5  
at Neutral Sites: Providence leads, 2-0  
Current Streak: Providence, W2  
Jan. 5, 1983..... H..... W..... 75-68  
Feb. 4, 1984..... H..... W..... 81-75  
Jan. 2, 1985..... A..... L..... 71-69 (2OT)  
Jan. 30, 1985..... H..... W..... 80-72  
Dec. 14, 1985..... A..... L..... 88-67  
Jan. 25, 1986..... H..... L..... 96-71  
Jan. 28, 1987..... H..... L..... 103-68  
Feb. 23, 1987..... A..... L..... 96-78  
Jan. 2, 1988..... A..... L..... 86-78  
Jan. 30, 1988..... H..... W..... 91-82  
Jan. 9, 1989..... H..... L..... 92-73  
Feb. 8, 1989..... A..... L..... 123-105  
Jan. 3, 1990..... A..... L..... 98-74  
Jan. 29, 1990..... H..... L..... 101-90  
March 3, 1990..... N (BET1) L..... 89-88  
Jan. 5, 1991..... A..... L..... 111-87  
Feb. 2, 1991..... H..... L..... 108-97  
March 4, 1991..... N (BET2) L..... 107-92  
Jan. 3, 1992..... A..... L..... 109-90  
Feb. 1, 1992..... H..... L..... 91-83  
Jan. 2, 1993..... H..... W..... 81-67  
Feb. 3, 1993..... A..... W..... 85-84  
Jan. 26, 1994..... H..... W..... 90-72  
Feb. 26, 1994..... A..... L..... 93-82  
Jan. 18, 1995..... H..... W..... 78-51

Feb. 18, 1995	A	W	76-72
Dec. 9, 1995	H	L	73-69 (OT)
Feb. 21, 1996	A	L	90-65
Jan. 22, 1997	H	L	78-65
Jan. 3, 1998	A	L	75-70
Feb. 21, 1998	H	W	70-54
Feb. 20, 1999	A	L	91-71
Jan. 12, 2000	A	L	77-76
Feb. 5, 2000	H	W	63-41
Jan. 2, 2001	H	W	68-53
Feb. 26, 2002	A	L	91-77
Jan. 11, 2003	H	L	80-77
Feb. 8, 2003	A	L	57-54
Jan. 10, 2004	H	W	64-51
Feb. 19, 2005	H	W	63-47
Feb. 28, 2005	A	W	80-43
Jan. 14, 2006	H	W	75-65
Feb. 3, 2007	A	W	84-40
Jan. 19, 2008	H	W	81-61
Jan. 7, 2009	A	L	77-69
Jan. 23, 2010	A	W	72-58
Feb. 15, 2011	H	W	60-57
Jan. 28, 2012	A	L	66-50
Feb. 6, 2013	H	L	85-83 (2OT)

(BET1) Big East Tournament (Storrs, CT)  
(BET2) Big East Tournament (Washington, DC)

### PURDUE

#### SERIES TIED, 1-1

at Pitt: Purdue leads, 1-0  
at Purdue: Pitt leads, 1-0  
at Neutral Sites: N/A  
Current Streak: Purdue, W1  
Feb. 1, 1980..... A..... W..... 66-62  
Nov. 30, 2016..... H..... L..... 67-61

### QUEENS

#### QUEENS LEADS, 2-0

at Pitt: N/A  
at Queens: Queens leads, 2-0  
at Neutral Sites: N/A  
Current Streak: Queens, W2  
Feb. 24, 1978..... A..... L..... 74-68  
Jan. 12, 1980..... A..... L..... 79-70

### RADFORD

#### PITT LEADS SERIES, 3-0

at Pitt: Pitt leads, 3-0  
at Radford: N/A  
at Neutral Sites: N/A  
Current Streak: Pitt, W3  
Nov. 21, 2010..... H..... W..... 77-46  
Nov. 26, 2014..... H..... W..... 72-47  
Nov. 10, 2021..... H..... W..... 82-63

### RHODE ISLAND

#### RHODE ISLAND LEADS SERIES, 1-0

at Pitt: Rhode Island leads, 1-0  
at Rhode Island: N/A  
at Neutral Sites: N/A  
Current Streak: Rhode Island, W1  
Dec. 3, 1995..... H..... L..... 69-66

### RICHMOND

#### SERIES TIED, 1-1

at Pitt: Richmond leads, 1-0  
at Richmond: Pitt leads, 1-0  
at Neutral Sites: N/A  
Current Streak: Pitt, W1  
Nov. 30, 1997..... H •..... L..... 85-71  
Nov. 24, 1998..... A..... W..... 69-66  
• Lady Panther Invitational

### RIDER

#### SERIES TIED, 1-1

at Pitt: Series tied, 1-1  
at Rider: N/A  
at Neutral Sites: N/A  
Current Streak: Pitt, W1  
Dec. 16, 2012..... H..... L..... 65-48

**ROBERT MORRIS****PITT LEADS, 24-0**

at Pitt: Pitt leads, 12-0  
at Robert Morris: Pitt leads, 12-0  
at Neutral Sites: N/A  
Current Streak: Pitt, W24

Feb. 17, 1976	A	W	62-24
Dec. 6, 1983	A	W	62-54
Nov. 28, 1984	H	W	82-44
Dec. 21, 1985	H	W	68-66
Feb. 3, 1986	A	W	69-61
Feb. 14, 1987	A	W	70-58
Feb. 2, 1988	A	W (OT)	83-82
Dec. 21, 1988	H	W	87-63
Nov. 25, 1990	H	W	80-71
Dec. 10, 1992	A	W	70-50
Nov. 30, 1993	H	W	82-60
Dec. 17, 1994	A	W	59-54
Dec. 2, 1995	H	W	80-51
Nov. 26, 1996	A	W	68-64
Nov. 21, 1997	H	W	62-44
Nov. 14, 1998	H	W	89-49
Nov. 24, 1999	A	W	63-45
Nov. 22, 2000	H	W	81-49
Nov. 27, 2001	A	W	88-53
Nov. 22, 2002	H	W	90-51
Dec. 19, 2003	A	W	61-47
Dec. 1, 2004	H	W	78-59
Dec. 6, 2005	A	W	66-36
Dec. 5, 2006	H	W	79-69

• Pitt Invitational

**RUTGERS****RUTGERS LEADS, 26-4**

at Pitt: Rutgers leads, 12-3  
at Rutgers: Rutgers leads, 13-1  
at Neutral Sites: N/A  
Current Streak: Pitt, W1

Feb. 25, 1978	A	L	88-67
Feb. 23, 1979	H	L	91-72
Feb. 23, 1980	A	L	96-57
Feb. 28, 1981	H	L	87-73
March 7, 1981	A	W	91-80
Feb. 27, 1982	A	L	95-64
Feb. 26, 1983	H	W	75-68
Feb. 11, 1996	A	L	63-57
Feb. 26, 1996	H	L	68-48
Feb. 1, 1997	A	L	59-53
Jan. 6, 1998	H	W	66-56
Feb. 18, 1998	A	L	70-56
Feb. 3, 1999	H	L	65-54
Dec. 8, 1999	A	L	58-52
Feb. 4, 2001	H	L	69-61
Jan. 15, 2002	A	L	82-70
Feb. 19, 2002	H	L	60-59
Feb. 16, 2003	A	L	67-53
Feb. 11, 2003	H	L	75-61
Jan. 11, 2005	A	L	68-41
Feb. 25, 2005	H	L	63-42
Feb. 25, 2006	H	L	65-50
Jan. 6, 2007	A	L	63-39
Feb. 2, 2008	H	L	64-60
Feb. 10, 2009	A	W	61-53 (OT)
Jan. 10, 2010	H	L	52-46
Feb. 8, 2011	A	L	54-42
Jan. 10, 2012	H	L	63-39
Mar. 4, 2013	A	L	65-44
Dec. 1, 2021	H	W	58-50

• EAIWA Regional Tournament  
• ACC/B1G Challenge

**SACRED HEART****PITT LEADS, 1-0**

at Pitt: Pitt leads, 1-0  
at Sacred Heart: N/A  
at Neutral Sites: N/A  
Current Streak: Pitt, W1  
Nov. 18, 2000 ..... H ..... W ..... 68-58

**SAINT FRANCIS (PA.)****PITT LEADS 11-3**

at Pitt: Pitt leads, 8-1  
at Saint Francis: Pitt leads, 3-2  
at Neutral Sites: N/A  
Current Streak: Pitt, W5

Nov. 23, 1990	H	W	66-46
Dec. 20, 1994	H	W	82-60
Dec. 18, 1995	A	L	81-51
Dec. 4, 1996	A	W	65-44
Nov. 25, 1997	H	L	65-63
Dec. 30, 2001	H	W	81-71
Nov. 27, 2002	A	W	70-61
Nov. 24, 2009	H	W	75-70
Dec. 1, 2010	A	L	85-71
Nov. 15, 2011	H	W	78-50
Dec. 28, 2014	H	W	97-59
Nov. 16, 2015	A	W	74-59
Dec. 21, 2019	H	W	78-75 (OT)
Nov. 29, 2023	H	W	87-62

**SAINT JOSEPH'S****ST. JOSEPH'S LEADS, 3-1**

at Pitt: Pitt leads, 1-0  
at St. Joseph's: St. Joseph's leads, 2-0  
at Neutral Sites: St. Joseph's leads, 1-0  
Current Streak: St. Joseph's, W1

Feb. 13, 1976	A	L	76-64
March 10, 1977	N	W	101-64
Feb. 10, 1978	H	W	77-70
Feb. 10, 1979	A	L	65-56

• EAIWA Regional Championships

**SAINT VINCENT****PITT LEADS, 3-0**

at Pitt: Pitt leads, 2-0  
at Saint Vincent: Pitt leads, 1-0  
at Neutral Sites: N/A  
Current Streak: Pitt, W3  
Nov. 24, 1984 ..... H ..... W ..... 102-69  
Nov. 30, 1985 ..... A ..... W ..... 75-64  
Jan. 26, 1987 ..... H ..... W ..... 95-78

**ST. BONAVENTURE****PITT LEADS, 3-0**

at Pitt: Pitt leads, 2-0  
at St. Bonaventure: Pitt leads, 1-0  
at Neutral Sites: N/A  
Current Streak: Pitt, W3  
Nov. 26, 1988 ..... H ..... W ..... 74-69  
Dec. 30, 2005 ..... H ..... W ..... 68-55  
Nov. 21, 2006 ..... A ..... W ..... 75-62  
• Lady Panther Invitational

**ST. FRANCIS (N.Y.)****PITT LEADS, 1-0**

at Pitt: N/A  
at St. Francis: Pitt leads, 1-0  
at Neutral Sites: N/A  
Current Streak: Pitt, W1  
Dec. 28, 2004 ..... A ..... W ..... 88-62

**ST. JOHN'S****ST. JOHN'S LEADS 34-16**

at Pitt: St. John's leads 15-10  
at St. John's: St. John's leads 18-5  
at Neutral Sites: St. John's leads 1-1  
Current Streak: St. John's, W4  
Dec. 8, 1982 ..... H ..... L ..... 69-58  
Feb. 11, 1984 ..... H ..... W ..... 83-64  
Jan. 19, 1985 ..... H ..... L ..... 73-67  
Feb. 20, 1985 ..... A ..... L ..... 68-67  
Jan. 15, 1986 ..... H ..... L ..... 55-54  
Feb. 15, 1986 ..... A ..... L ..... 58-55  
Jan. 17, 1987 ..... H ..... L ..... 66-56  
Feb. 18, 1987 ..... A ..... L ..... 65-42  
Jan. 20, 1988 ..... H ..... L ..... 76-66  
Feb. 20, 1988 ..... A ..... L ..... 80-77  
March 5, 1988 ..... H (BET1) L ..... 93-73  
Jan. 21, 1989 ..... H ..... W ..... 68-66  
Feb. 22, 1989 ..... A ..... L ..... 74-67  
Jan. 21, 1990 ..... H ..... W ..... 92-76

Feb. 21, 1990	A	L	86-81
Jan. 23, 1991	H	L	68-56
Feb. 23, 1991	A	W	75-70
Jan. 21, 1992	H	L	70-54
Feb. 22, 1992	A	L	77-69
Jan. 31, 1993	A	L	77-64
Feb. 13, 1993	H	W	60-54
Jan. 22, 1994	H	W	73-59
Feb. 11, 1994	A	W	73-60
Jan. 4, 1995	H	W	83-65
Feb. 4, 1995	A	L	82-57
March 4, 1995	N (BET2)	W	73-67
Jan. 10, 1996	H	L	57-54
Jan. 2, 1997	A	W	50-46
Feb. 25, 1997	H	L	66-54
Jan. 27, 1998	A	L	67-57
Jan. 5, 1999	A	L	68-58
Jan. 20, 1999	H	W	75-58
Jan. 5, 2000	H	W	64-57
Feb. 2, 2000	A	L	56-47
March 4, 2000	N (BET3)	L	75-62
Jan. 27, 2001	A	L	38-33
Feb. 9, 2002	H	W	77-45
Jan. 18, 2003	A	W	75-51
Feb. 1, 2003	H	L	69-66
Jan. 24, 2004	A	L	83-72
Jan. 4, 2005	H	L	60-57
Feb. 12, 2005	A	L	49-39
Jan. 11, 2006	A	L	72-55
Jan. 13, 2007	H	L	76-69
Jan. 22, 2008	A	W	70-64
March 2, 2009	H	W	79-60
March 1, 2010	H	L	77-65
Feb. 26, 2011	A	L	72-63
Jan. 31, 2012	H	L	66-51
Jan. 16, 2013	A	L	61-32

(BET1) Big East Tournament (Pittsburgh, PA)  
(BET2) Big East Tournament (South Orange, NJ)  
(BET3) Big East Tournament (Storrs, CT)  
• Game played at Seton Hall (South Orange, NJ)

**SAN DIEGO****SAN DIEGO LEADS, 1-0**

at Pitt: N/A  
at San Diego: San Diego leads, 1-0  
at Neutral Sites: N/A  
Current Streak: San Diego, W1  
Dec. 31, 1995 ..... A ..... L ..... 61-58

**SAN DIEGO STATE****SERIES TIED, 1-1**

at Pitt: N/A  
at San Diego: Series Tied, 1-1  
at Neutral Sites: N/A  
Current Streak: Pitt, W1  
Dec. 29, 1995 ..... A ..... L ..... 83-69  
Dec. 22, 2005 ..... A ..... W ..... 78-56

**SETON HALL****PITT LEADS, 26-23**

at Pitt: Pitt leads, 14-8  
at Seton Hall: Seton Hall leads, 12-11  
at Neutral Sites: Seton Hall leads, 3-1  
Current Streak: Seton Hall, W2  
Jan. 8, 1983 ..... H ..... W ..... 79-71  
Jan. 14, 1984 ..... A ..... L ..... 65-58  
March 3, 1984 ..... N (BET1) L ..... 80-68  
Jan. 12, 1985 ..... A ..... W ..... 76-58  
Feb. 13, 1985 ..... H ..... W ..... 76-50  
Jan. 4, 1986 ..... A ..... W (OT) ..... 75-73  
Feb. 1, 1986 ..... H ..... W ..... 72-59  
Jan. 22, 1987 ..... A ..... L ..... 81-60  
Feb. 21, 1987 ..... H ..... W ..... 77-71  
Feb. 26, 1987 ..... N (BET2) L ..... 77-64  
Jan. 23, 1988 ..... H ..... W ..... 85-79  
Feb. 24, 1988 ..... A ..... W ..... 83-67  
Jan. 24, 1989 ..... A ..... L ..... 89-73  
Feb. 25, 1989 ..... H ..... L ..... 74-73  
Jan. 8, 1990 ..... A ..... L ..... 81-66  
Feb. 7, 1990 ..... H ..... L ..... 74-68  
March 3, 1990 ..... N (BET3) W ..... 84-77  
Jan. 16, 1991 ..... A ..... W ..... 70-58  
Feb. 16, 1991 ..... H ..... L ..... 75-59  
Jan. 15, 1992 ..... A ..... W ..... 74-69  
Feb. 15, 1992 ..... H ..... W ..... 62-59

Jan. 5, 1993.....H.....W.....64-60
Feb. 18, 1993.....A.....W.....59-47
Jan. 16, 1994.....H.....L.....63-52
Feb. 13, 1994.....A.....L.....75-72
March 6, 1994.....N (BET3).....L.....66-54
Jan. 11, 1995.....A.....L.....73-57
Jan. 28, 1995.....H.....L.....58-53
Feb. 24, 1996.....A.....L.....82-71
Jan. 4, 1997.....H.....L.....73-62
Feb. 15, 1997.....A.....W.....56-54
Jan. 17, 1998.....H.....L.....72-62
Dec. 9, 1998.....H.....W.....55-46
Feb. 10, 1999.....A.....L.....62-53
Feb. 16, 2000.....H.....W.....84-56
Jan. 10, 2001.....A.....L.....62-60
Feb. 23, 2002.....H.....W.....68-53
Jan. 4, 2003.....A.....L.....59-54
March 4, 2003.....H.....W.....57-54
Jan. 14, 2004.....A.....W.....61-56
Jan. 19, 2005.....A.....W.....62-59
Feb. 14, 2006.....H.....W.....58-56
Jan. 27, 2007.....A.....L.....51-50
Feb. 6, 2008.....H.....W.....64-44
Jan. 20, 2009.....A.....W.....76-40
Feb. 20, 2010.....H.....W.....78-57
Jan. 12, 2011.....A.....W.....64-58
Feb. 25, 2012.....H.....L.....63-39
Jan. 5, 2013.....A.....L.....69-56
(BET1) Big East Tournament (Queens, NY)
(BET2) Big East Tournament (Villanova, PA)
(BET3) Big East Tournament (Storrs, CT)

### SIENA

#### PITT LEADS, 2-1

at Pitt: Pitt leads, 2-1  
at Siena: N/A  
at Neutral Sites: N/A  
Current Streak: Pitt, W1

Dec. 8, 1984.....H.....W.....87-55
Dec. 28, 1996.....H •.....L.....62-61
Nov. 13, 2012.....H.....W.....75-50

- Lady Panther Invitational

### SLIPPERY ROCK

#### PITT LEADS, 10-5

at Pitt: Pitt leads, 10-3  
at Slippery Rock: Series tied, 2-2  
at Neutral Sites: N/A  
Current Streak: Pitt, W5

Dec. 8, 1974.....H •.....W.....62-53
Feb. 12, 1975.....H.....L.....69-58
Feb. 10, 1976.....A.....L.....62-57
March 2, 1976.....H.....W.....56-53
Dec. 4, 1976.....H •.....W.....76-62
Feb. 6, 1977.....H.....W.....69-66
March 1, 1977.....A.....L.....65-60
Dec. 3, 1977.....H •.....L.....70-69
Feb. 7, 1978.....A.....W.....72-71
Dec. 9, 1978.....H •.....L.....67-65
Feb. 7, 1979.....H.....W.....56-53
Dec. 7, 1979.....H •.....W.....73-40
Feb. 6, 1980.....A.....W.....93-48
Feb. 4, 1981.....H.....W.....72-53
Nov. 23, 2016.....H.....W.....94-48

- Pitt Tournament

### SMU

#### PITT LEADS, 1-0

at Pitt: N/A  
at SMU: N/A  
at Neutral Sites: Pitt leads, 1-0  
Current Streak: Pitt, W1

Nov. 24, 1979.....N •.....W.....62-56
---------------------------------------

- Bearcat Classic (Cincinnati, OH)

### SOUTH CAROLINA

#### SOUTH CAROLINA LEADS, 2-0

at Pitt: South Carolina leads, 1-0  
at South Carolina: South Carolina leads, 1-0  
at Neutral Sites: N/A  
Current Streak: South Carolina, W2

Dec. 19, 1981.....H.....L.....73-60
-------------------------------------

Jan. 21, 1984.....A.....L.....78-68
-------------------------------------

### SOUTH CAROLINA STATE

#### PITT LEADS, 2-0

at Pitt: N/A  
at South Carolina State: Pitt leads, 1-0  
at Neutral Sites: Pitt leads, 1-0  
Current Streak: Pitt, W2

Jan. 20, 1984.....A.....W (OT).....73-67
Nov. 26, 2004.....N •.....W.....73-45

- UNC Greensboro Tournament

### SOUTH DAKOTA STATE

#### SOUTH DAKOTA STATE LEADS, 1-0

at Pitt: N/A  
at South Dakota State: N/A  
at Neutral Sites: SDSU leads, 1-0  
Current Streak: SDSU, W1

Nov. 26, 2015.....N •.....L.....56-55
---------------------------------------

- Paradise Jam (U.S. Virgin Islands)

### SOUTH DAKOTA

#### SOUTH DAKOTA LEADS, 1-0

at Pitt: N/A  
at South Dakota: N/A  
at Neutral Sites: South Dakota leads, 1-0  
Current Streak: South Dakota, W1

Nov. 27, 2021.....N •.....L.....72-61 (OT)
--

- Paradise Jam (U.S. Virgin Islands)

### SOUTH FLORIDA

#### PITT LEADS, 7-5

at Pitt: Pitt leads, 4-2  
at South Florida: USF leads, 3-2  
at Neutral Sites: Series tied, 1-1  
Current Streak: USF, W3

Jan. 8, 2006.....H.....W.....66-64
Feb. 11, 2006.....A.....W.....60-58
Jan. 20, 2007.....H.....W.....73-48
Feb. 10, 2007.....A.....W.....69-65
March 1, 2008.....A.....L.....65-64
Jan. 17, 2009.....H.....W.....79-47
Jan. 20, 2010.....A.....L.....68-51
Feb. 12, 2011.....H.....W.....70-66
March 4, 2011.....N •.....W.....63-60
Feb. 18, 2012.....A.....L.....62-50
March 2, 2012.....N •.....L.....60-59
Feb. 3, 2013.....H.....L.....78-60

- Big East Tournament (Hartford, Conn.)

### STANFORD

#### STANFORD LEADS, 2-0

at Pitt: Stanford leads, 1-0  
at Stanford: N/A  
at Neutral Sites: Stanford leads, 1-0  
Current Streak: Stanford, W2

Dec. 5, 1986.....H.....L.....59-49
March 29, 2008.....N •.....L.....72-53

- NCAA Sweet 16 (Spokane, WA)

### STONY BROOK

#### SERIES TIED, 1-1

at Pitt: Stony Brook leads, 1-0  
at Stony Brook: Pitt leads, 1-0  
at Neutral Sites: N/A  
Current Streak: Stony Brook, W1

Dec. 4, 2004.....A •.....W.....89-86
Dec. 8, 2019.....H.....L.....59-56

- Stony Brook Tournament (Stony Brook, NY)

### SYRACUSE

#### SYRACUSE LEADS, 53-19

at Pitt: Syracuse leads, 23-12  
at Syracuse: Syracuse leads, 28-7  
at Neutral Sites: Syracuse leads, 2-0  
Current Streak: Syracuse, W26

Jan. 30, 1980.....H.....W.....83-65
Jan. 31, 1981.....A.....L.....73-68
Dec. 12, 1981.....H.....W.....94-65
Dec. 11, 1982.....A.....L.....79-70
Feb. 18, 1984.....A.....L.....88-67

Jan. 5, 1985.....A.....W.....72-69
Feb. 2, 1985.....H.....L.....70-67
March 1, 1985.....N •.....L.....56-55
Jan. 11, 1986.....A.....L.....78-68
Feb. 12, 1986.....H.....L.....73-58
Feb. 28, 1986.....N •.....L.....58-57
Jan. 8, 1987.....H.....L.....77-64
Feb. 7, 1987.....A.....L.....78-50
Jan. 9, 1988.....H.....L.....84-68
Feb. 10, 1988.....A.....L.....86-50
Jan. 11, 1989.....H.....L.....79-72
Feb. 11, 1989.....A.....L.....62-60
Jan. 17, 1990.....A.....L.....82-54
Feb. 17, 1990.....H.....W.....79-67
Jan. 7, 1991.....A.....W.....72-57
Feb. 6, 1991.....H.....W.....62-54
Jan. 5, 1992.....A.....L.....56-51
Feb. 5, 1992.....H.....W.....58-53
Jan. 13, 1993.....A.....L.....61-59
Feb. 27, 1993.....H.....W.....57-48
Jan. 5, 1994.....A.....W.....71-61
Feb. 5, 1994.....H.....W.....61-55
Dec. 7, 1994.....A.....W.....75-63
Feb. 22, 1995.....H.....W.....70-67
Jan. 6, 1996.....A.....L.....72-61
Feb. 14, 1996.....H.....L.....71-60
Jan. 12, 1997.....H.....L.....78-70
Dec. 3, 1997.....A.....L.....72-70
Feb. 11, 1998.....H.....W.....58-49
Feb. 7, 1999.....A.....L.....70-69
Jan. 25, 2000.....H.....W.....80-66
Jan. 6, 2001.....A.....L.....70-55
Jan. 26, 2002.....H.....L.....75-71
March 1, 2003.....A.....L.....71-61
Jan. 7, 2004.....H.....L.....71-51
Jan. 2, 2005.....A.....W.....63-57
Jan. 16, 2005.....H.....L.....68-55
Dec. 8, 2005.....H.....W.....67-55
Jan. 16, 2007.....A.....W.....84-75
Jan. 9, 2008.....H.....W.....85-75
Jan. 24, 2009.....A.....W.....77-75
Feb. 2, 2010.....H.....L.....87-80 (OT)
Jan. 26, 2011.....A.....L.....69-60
Jan. 7, 2011.....H.....L.....83-60
Feb. 16, 2013.....A.....L.....80-39
Jan. 19, 2014.....H.....L.....58-47
Feb. 23, 2014.....A.....L.....67-36
Jan. 22, 2015.....H.....L.....68-60
Feb. 22, 2015.....A.....L.....68-54
Jan. 14, 2016.....A.....L.....71-48
Feb. 21, 2016.....H.....L.....70-56
Feb. 2, 2017.....A.....L.....93-65
Feb. 26, 2017.....H.....L.....73-57
Jan. 21, 2018.....A.....L.....70-52
Feb. 19, 2018.....H.....L.....62-53
Jan. 17, 2019.....H.....L.....82-50
Feb. 21, 2019.....A.....L.....90-63
Jan. 19, 2020.....H.....L.....69-51
Feb. 16, 2020.....A.....L.....71-53
Jan. 28, 2021.....A.....L.....80-57
Feb. 7, 2021.....H.....L.....71-67
Jan. 30, 2022.....A.....L.....80-72
Feb. 13, 2022.....H.....L.....67-65
Jan. 5, 2023.....A.....L.....89-71
Feb. 23, 2023.....H.....L.....85-55
Jan. 21, 2024.....H.....L.....72-59
Feb. 25, 2024.....A.....L.....63-53

- Big East Tournament

### TEMPLE

#### PITT LEADS, 4-1

at Pitt: Pitt leads, 3-0  
at Temple: Series tied, 1-1  
at Neutral Sites: N/A  
Current Streak: Pitt, W4

Feb. 1, 1975.....A.....L.....59-55
Feb. 28, 1976.....H.....W.....62-59
Feb. 17, 1977.....A.....W.....90-61
Dec. 2, 1977.....H •.....W.....77-40
Dec. 4, 1977.....H •.....W.....64-54

- Pitt Tournament

**TENNESSEE****TENNESSEE LEADS, 5-0**

at Pitt: Tennessee leads, 2-0  
 at Tennessee: Tennessee leads, 2-0  
 at Neutral Sites: Tennessee leads, 1-0  
 Current Streak: Tennessee, W5  
 Dec. 16, 1977 ..... N • ..... L ..... 83-55  
 Jan. 28, 1983 ..... H ..... L ..... 73-60  
 Jan. 4, 1984 ..... A ..... L ..... 88-64  
 March 20, 2007 ..... H •• ..... L ..... 68-54  
 March 23, 2015 ..... A •• ..... L ..... 77-67  
 • Mississippi Invitational (Oxford, MS)  
 •• NCAA Tournament Second Round

**TENNESSEE STATE****PITT LEADS, 1-0**

at Pitt: N/A  
 at Tenn. State: N/A  
 at Neutral Sites: Pitt leads, 1-0  
 Current Streak: Pitt, W1  
 Nov. 25, 2018 ..... N • ..... W ..... 78-56  
 • Challenge in Music City (Nashville, TN)

**TENNESSEE TECH****SERIES TIED, 1-1**

at Pitt: N/A  
 at Tenn. Tech: Tennessee Tech leads, 1-0  
 at Neutral Sites: Pitt leads, 1-0  
 Current Streak: Pitt, W1  
 Nov. 25, 1978 ..... A • ..... L ..... 78-70  
 March 28, 1981 ..... N •• ..... W ..... 93-91  
 • Tennessee Tech Tip-Off Tournament (Cookeville, TN)  
 •• WNIT (Amarillo, TX)

**TEXAS****TEXAS LEADS, 1-0**

at Pitt: Texas leads, 1-0  
 at Texas: N/A  
 at Neutral Sites: N/A  
 Current Streak: Texas, W1  
 Jan. 2, 1980 ..... H ..... L ..... 68-65

**TEXAS A&M****TEXAS A&M LEADS, 2-0**

at Pitt: N/A  
 at Texas A&M: N/A  
 at Neutral Sites: A&M leads, 2-0  
 Current Streak: A&M, W1  
 Nov. 16, 2008 ..... N • ..... L ..... 56-50  
 Nov. 25, 2021 ..... N • ..... L ..... 57-46  
 • State Farm Tipoff Classic (Baton Rouge, LA)  
 •• Paradise Jam (U.S. Virgin Islands)

**TEXAS ARLINGTON****PITT LEADS, 2-0**

at Pitt: N/A  
 at UT Arlington: N/A  
 at Neutral Sites: Pitt leads, 2-0  
 Current Streak: Pitt, W2  
 Nov. 26, 1994 ..... N • ..... W ..... 74-64  
 Dec. 20, 2010 ..... N • ..... W ..... 95-61  
 • UNLV 7-UP Desert Classic (Las Vegas, NV)  
 • Las Vegas Hoops Classic (Las Vegas, NV)

**TEXAS TECH****TEXAS TECH LEADS, 2-0**

at Pitt: N/A  
 at Texas Tech: N/A  
 at Neutral Sites: Texas Tech leads, 2-0  
 Current Streak: Texas Tech, W2  
 Dec. 28, 1991 ..... N • ..... L ..... 94-63  
 Dec. 19, 2010 ..... N •• ..... L ..... 78-65  
 • Seel-Bach Cardinal Tournament (Louisville, KY)  
 • Las Vegas Holiday Hoops Classic

**TOLEDO****TOLEDO LEADS, 3-0**

at Pitt: Toledo leads, 1-0  
 at Toledo: Toledo leads, 2-0  
 at Neutral Sites: N/A  
 Current Streak: Toledo, W3  
 Dec. 8, 1990 ..... A ..... L ..... 81-67  
 Dec. 1, 1991 ..... H • ..... L ..... 69-60  
 March 19, 2010 ..... A •• ..... L ..... 70-58  
 • Lady Panther Invitational  
 •• WNIT

**TOWSON****PITT LEADS, 6-0**

at Pitt: Pitt leads, 4-0  
 at Towson: Pitt leads, 1-0  
 at Neutral Sites: Pitt leads, 1-0  
 Current Streak: Pitt, W6  
 Jan. 30, 1976 ..... H ..... W ..... 66-52  
 Jan. 29, 1977 ..... A ..... W ..... 73-48  
 Jan. 22, 1978 ..... H ..... W ..... 87-59  
 Nov. 26, 2005 ..... H • ..... W ..... 69-50  
 Nov. 19, 2017 ..... H ..... W ..... 81-63  
 Nov. 25, 2022 ..... N •• ..... W ..... 72-62  
 • Pitt Thanksgiving Tournament  
 •• Fort Myers Tip-Off (Fort Myers, FL)

**TULANE****PITT LEADS, 1-0**

at Pitt: N/A  
 at Tulane: N/A  
 at Neutral Sites: Pitt leads, 1-0  
 Current Streak: Pitt, W1  
 March 26, 1994 ..... N • ..... W ..... 71-66  
 • WNIT (Amarillo, TX)

**UCF****UCF LEADS, 2-0**

at Pitt: UCF leads, 1-0  
 at UCF: UCF leads, 1-0  
 at Neutral Sites: N/A  
 Current Streak: UCF, W2  
 Nov. 7, 2018 ..... H ..... L ..... 61-58  
 Nov. 6, 2019 ..... A ..... L ..... 74-58

**UMES****PITT LEADS, 1-0**

at Pitt: Pitt leads, 1-0  
 at UMES: N/A  
 at Neutral Sites: N/A  
 Current Streak: Pitt, W1  
 Dec. 21, 2000 ..... H ..... W ..... 77-34

**UNC-GREENSBORO****PITT LEADS, 1-0**

at Pitt: N/A  
 at UNC-Greensboro: Pitt leads, 1-0  
 at Neutral Sites: N/A  
 Current Streak: Pitt, W1  
 Nov. 27, 2004 ..... A • ..... W ..... 62-55  
 • UNC Greensboro Tournament

**UNCW****PITT LEADS, 2-1**

at Pitt: Pitt leads, 2-0  
 at UNCW: N/A  
 at Neutral Sites: UNCW leads, 1-0  
 Current Streak: Pitt, W2  
 Dec. 6, 2002 ..... N • ..... L ..... 79-59  
 Dec. 9, 2017 ..... H ..... W ..... 74-55  
 Dec. 18, 2018 ..... H ..... W ..... 60-56  
 • Radisson Suites Roundball Classic (Boca Raton, FL)

**UNLV****UNLV LEADS, 1-0**

at Pitt: N/A  
 at UNLV: UNLV leads, 1-0  
 at Neutral Sites: N/A  
 Current Streak: UNLV, W1

Nov. 28, 1987 ..... A • ..... L ..... 73-66  
 • 7-UP Desert Classic (Las Vegas, NV)

**UTEP****PITT LEADS, 1-0**

at Pitt: N/A  
 at UTEP: N/A  
 at Neutral Sites: Pitt leads, 1-0  
 Current Streak: Pitt, W1  
 Dec. 19, 2016 ..... N • ..... W ..... 71-46  
 • Patrick Harrington Classic (Niceville, FL)

**UTAH****PITT LEADS, 2-0**

at Pitt: N/A  
 at Utah: N/A  
 at Neutral Sites: Pitt leads, 2-0  
 Current Streak: Pitt, W2  
 Dec. 1, 1984 ..... N • ..... W ..... 74-50  
 Nov. 24, 2006 ..... N •• ..... W ..... 59-51  
 • Wildcat Tournament (Evanston, IL)  
 •• Duck Invitational (Eugene, Ore.)

**VALDOSTA****PITT LEADS, 1-0**

at Pitt: N/A  
 at Valdosta: N/A  
 at Neutral Sites: Pitt leads, 1-0  
 Current Streak: Pitt, W1  
 Dec. 15, 1977 ..... N • ..... W ..... 65-63  
 • Mississippi Invitational (Oxford, MS)

**VAPLARAISO****PITT LEADS, 3-0**

at Pitt: Pitt leads, 2-0  
 at Valparaiso: Pitt leads, 1-0  
 at Neutral Sites: N/A  
 Current Streak: Pitt, W3  
 Dec. 8, 2009 ..... H ..... W ..... 77-52  
 Dec. 11, 2010 ..... A ..... W ..... 86-51  
 Dec. 10, 2011 ..... H ..... W ..... 65-56

**VANDERBILT****VANDERBILT LEADS, 1-0**

at Pitt: N/A  
 at Vanderbilt: Vanderbilt leads, 1-0  
 at Neutral Sites: N/A  
 Current Streak: Vanderbilt, W1  
 Dec. 4, 1993 ..... A • ..... L ..... 82-64  
 • MCI First American Classic (Nashville, TN)

**VERMONT****PITT LEADS, 1-0**

at Pitt: N/A  
 at Vermont: Pitt leads, 1-0  
 at Neutral Sites: N/A  
 Current Streak: Pitt, W1  
 Nov. 19, 2005 ..... A ..... W ..... 70-49

**VILLANOVA****VILLANOVA LEADS, 37-20**

at Pitt: Villanova leads, 17-10  
 at Villanova: Villanova leads, 17-8  
 at Neutral Sites: Villanova leads, 3-2  
 Current Streak: Villanova, W3  
 Feb. 18, 1977 ..... A ..... W ..... 89-41  
 Feb. 11, 1978 ..... H ..... L ..... 69-67  
 Feb. 20, 1979 ..... A ..... L ..... 70-64  
 Feb. 16, 1980 ..... H ..... W ..... 70-53  
 Nov. 29, 1980 ..... N • ..... L ..... 77-55  
 Feb. 7, 1981 ..... A ..... L ..... 60-56  
 Feb. 15, 1982 ..... H ..... L ..... 72-67  
 Feb. 23, 1983 ..... A ..... L ..... 79-64  
 Jan. 7, 1984 ..... H ..... W ..... 71-68 (OT)  
 Jan. 8, 1985 ..... H ..... L ..... 65-64  
 Feb. 6, 1985 ..... A ..... L ..... 80-68  
 Jan. 22, 1986 ..... A ..... L ..... 62-53  
 Feb. 22, 1986 ..... H ..... L ..... 88-56  
 Jan. 6, 1987 ..... H ..... L ..... 92-73  
 Feb. 4, 1987 ..... A ..... L ..... 79-56

Jan. 28, 1988.....A.....L.....74-61
Feb. 27, 1988.....H.....W.....75-73
March 4, 1988.....H (BET1)W.....54-51
Jan. 4, 1989.....A.....L.....58-50
Feb. 1, 1989.....H.....L.....61-58
Jan. 27, 1990.....A.....L.....83-67
Feb. 26, 1990.....H.....W.....81-75
Jan. 9, 1991.....H.....W.....68-62
Feb. 9, 1991.....A.....W.....68-62
Jan. 8, 1992.....H.....W.....63-56
Feb. 8, 1992.....A.....L.....66-54
Jan. 9, 1993.....A.....W.....61-56
Feb. 10, 1993.....H.....L.....70-53
March 6, 1993.....N (BET2)L.....74-59
Dec. 11, 1993.....A.....W.....70-63
Feb. 16, 1994.....H.....L.....67-65 (OT)
Jan. 21, 1995.....A.....L.....63-62
Feb. 25, 1995.....H.....W.....49-44
Jan. 13, 1996.....A.....L.....83-64
Jan. 24, 1996.....H.....L.....71-55
March 3, 1996.....N (BET3)W.....59-57
Jan. 29, 1997.....A.....L.....54-40
Dec. 7, 1997.....H.....L.....64-57
Feb. 7, 1998.....A.....L.....48-42
Feb. 28, 1998.....N (BET4)L.....56-51
Jan. 27, 1999.....H.....L.....61-45
Feb. 23, 2000.....A.....W.....64-62
Feb. 14, 2001.....H.....L.....73-44
Feb. 13, 2002.....A.....L.....83-59
Feb. 11, 2003.....H.....L.....63-47
Feb. 8, 2004.....A.....L.....75-45
March 2, 2004.....H.....L.....56-45
Feb. 2, 2005.....H.....L.....70-49
Jan. 28, 2006.....A.....W.....59-56
Feb. 6, 2007.....H.....W.....66-53
Jan. 30, 2008.....A.....W.....72-63
March 8, 2008.....N (BET5)W.....69-63
Feb. 18, 2009.....H.....W.....70-54
Feb. 17, 2010.....A.....W.....74-69
Feb. 28, 2011.....H.....L.....54-52
Jan. 3, 2012.....A.....L.....70-62
Jan. 12, 2013.....H.....L.....68-52
(BET1) Big East Tournament (Pittsburgh, PA)
(BET2) Big East Tournament (Providence, RI)
(BET3) Big East Tournament (Storrs, CT)
(BET4) Big East Tournament (Piscataway, NJ)
(BET5) Big East Tournament (Hartford, CT)
• Dial Christmas Classic (Miami, FL)

### VIRGINIA

#### PITT LEADS, 7-6

at Pitt: Pitt leads, 4-2  
at Virginia: Virginia leads, 4-3  
at Neutral Sites: N/A  
Current Streak: Pitt, W1

Nov. 25, 1995.....A.....L.....103-56
Nov. 22, 1996.....H.....L.....64-55
March 24, 2006.....N •.....W.....68-58
Jan. 5, 2014.....A.....W.....79-75
Feb. 19, 2015.....H.....W.....68-63 (OT)
Jan. 24, 2016.....A.....W.....58-55
Jan. 22, 2017.....H.....W.....62-54
Dec. 28, 2017.....A.....L.....62-50
Jan. 24, 2019.....H.....L.....74-57
Feb. 27, 2020.....A.....L.....66-55
Feb. 20, 2022.....A.....L.....74-65
Feb. 5, 2023.....H.....W.....60-51
• WNIT (Fitzgerald Field House)

### VIRGINIA COMMONWEALTH

#### SERIES TIED, 1-1

at Pitt: Pitt leads, 1-0  
at VCU: VCU leads, 1-0  
at Neutral Sites: N/A  
Current Streak: VCU, W1

Dec. 3, 1989.....H.....W.....82-63
Dec. 28, 1990.....A.....L.....98-62

### VIRGINIA TECH

#### VIRGINIA TECH LEADS, 15-5

at Pitt: Virginia Tech leads, 5-3  
at Virginia Tech: VT leads, 9-1  
at Neutral Sites: Series tied, 1-1  
Current Streak: VT, W8

Feb. 19, 1980.....H.....W.....76-54
-------------------------------------

Nov. 30, 1996.....N •.....W.....72-63
Feb. 11, 2001.....A.....L.....86-50
Dec. 5, 2001.....H.....L.....83-64
Jan. 15, 2002.....A.....L.....61-53
Jan. 21, 2004.....H.....L.....67-57
Feb. 28, 2004.....A.....L.....85-55
Feb. 20, 2014.....A.....L.....69-62
Feb. 12, 2015.....H.....W.....53-35
March 5, 2015.....N ••.....L.....51-45
Feb. 14, 2016.....A.....W.....59-48
Feb. 16, 2017.....H.....W.....72-64
Jan. 11, 2018.....A.....L.....89-66
Jan. 31, 2019.....H.....L.....58-74
Jan. 9, 2020.....A.....L.....68-56
Dec. 10, 2020.....A.....L.....88-71
Feb. 4, 2021.....H.....L.....74-55
Jan. 20, 2022.....A.....L.....75-65
Jan. 19, 2023.....H.....L.....69-62
Dec. 31, 2023.....A.....L.....91-41
• Wahine Classic (Honolulu, HI)
•• ACC Tournament (Greensboro, NC)

### WAGNER

#### PITT LEADS, 5-0

at Pittsburgh: Pitt leads, 2-0  
at Wagner: Pitt leads, 3-0  
at Neutral Sites: N/A  
Current Streak: Pitt, W5

Dec. 30, 2007.....A.....W.....85-41
Dec. 16, 2008.....H.....W.....98-41
Nov. 20, 2012.....H.....W.....65-39
Dec. 7, 2013.....A.....W.....69-55
Nov. 13, 2016.....H.....W.....67-41

### WAKE FOREST

#### WAKE FOREST LEADS, 9-5

at Pitt: Wake Forest leads, 4-2  
at Wake Forest: Wake Forest leads, 3-2  
at Neutral Sites: WF leads, 2-1  
Current Streak: Wake Forest, W2

Dec. 21, 1998.....N •.....W.....53-46
Feb. 9, 2014.....H.....L.....74-70
March 5, 2014.....N ••.....L.....72-58
Feb. 15, 2015.....A.....W.....65-41
Feb. 4, 2016.....H.....L.....60-49
Feb. 5, 2017.....A.....L.....57-48
Jan. 4, 2018.....H.....L.....58-49
Feb. 28, 2018.....N ••.....L.....72-38
Feb. 28, 2019.....A.....W.....70-64
Jan. 30, 2020.....H.....W.....53-48
Feb. 11, 2021.....A.....L.....64-61
Jan. 16, 2022.....H.....W.....65-57
Dec. 29, 2022.....A.....L.....66-51
Feb. 22, 2024.....H.....L.....65-50
• Oakland Tribune Classic (Oakland, CA)
•• ACC Tournament (Greensboro, NC)

### WASHINGTON

#### WASHINGTON LEADS, 1-0

at Pitt: N/A  
at Washington: N/A  
at Neutral Sites: Washington leads, 1-0  
Current Streak: Washington, W1  
Dec. 21, 2013.....N •.....L.....76-69  
• Duel in the Desert (Las Vegas, Nev.)

### WEST CHESTER

#### SERIES TIED, 1-1

at Pitt: Pitt leads, 1-0  
at West Chester: West Chester leads, 1-0  
at Neutral Sites: N/A  
Current Streak: West Chester, W1  
Feb. 11, 1977.....H.....W.....83-72  
Jan. 28, 1978.....A.....L.....70-65

### WEST LIBERTY

#### PITT LEADS, 1-0

at Pitt: Pitt leads, 1-0  
at West Liberty: N/A  
at Neutral Sites: N/A  
Current Streak: Pitt, W1  
Feb. 4, 1975.....H.....W.....85-38

### WESTERN MICHIGAN

### PITT LEADS, 2-0

at Pitt: Pitt leads, 1-0  
at Western Michigan: Pitt leads, 1-0  
at Neutral Sites: N/A  
Current Streak: Pitt, W2  
Nov. 20, 2008.....A •.....W.....88-60  
Dec. 5, 2009.....H.....W.....89-65  
• State Farm Tipoff Classic

### WEST VIRGINIA

#### WEST VIRGINIA LEADS, 29-18

at Pitt: WVU leads, 12-11  
at West Virginia: WVU leads, 14-7  
at Neutral Sites: WVU leads, 3-0  
Current Streak: WVU, W6

Jan. 18, 1975.....A.....W.....81-57
Jan. 17, 1976.....H.....W.....73-41
Jan. 8, 1977.....A.....W.....71-60
Jan. 7, 1978.....H.....W.....70-67
Feb. 5, 1979.....A.....W.....69-67
Jan. 9, 1980.....H.....W.....80-67
Jan. 14, 1981.....A.....W.....78-67
Jan. 27, 1982.....H.....W.....75-43
Jan. 22, 1983.....A.....L.....84-66
Jan. 18, 1984.....H.....W.....77-61
Dec. 5, 1984.....A.....L.....77-63
Dec. 3, 1985.....H.....L.....68-64
Dec. 3, 1986.....N •.....L.....61-56
Dec. 30, 1987.....N •.....L.....63-62
Dec. 30, 1988.....A.....L.....67-63
Dec. 22, 1989.....H.....L.....80-65
Dec. 21, 1991.....A.....L.....91-63
Jan. 4, 1996.....A.....L.....73-65
Jan. 31, 1996.....H.....W.....82-79
Feb. 9, 1997.....H.....L.....95-86
Jan. 8, 1998.....A.....L.....65-50
Jan. 31, 1998.....H.....L.....86-61
Jan. 24, 1999.....A.....L.....83-57
Jan. 8, 2000.....H.....W.....74-54
Dec. 6, 2000.....A.....L.....65-58
Jan. 13, 2001.....H.....W.....75-67 (OT)
Jan. 19, 2002.....A.....L.....80-63
Feb. 19, 2003.....H.....W.....67-61
Jan. 3, 2004.....A.....L.....65-58
Jan. 31, 2004.....H.....L.....56-36
Feb. 16, 2005.....H.....L.....61-55
March 5, 2005.....N (BET).....L.....77-68
Feb. 19, 2006.....A.....W.....62-58
Feb. 20, 2007.....H.....L.....57-46
Feb. 13, 2008.....A.....L.....56-35
Feb. 26, 2008.....H.....W.....77-75 (OT)
Jan. 4, 2009.....H.....W.....72-63
Jan. 24, 2009.....A.....W.....72-60
Jan. 5, 2010.....A.....L.....63-59
Jan. 17, 2010.....H.....L.....69-54
Feb. 5, 2011.....A.....W.....60-53
Feb. 19, 2011.....H.....L.....90-79
Jan. 21, 2012.....H.....L.....54-43
Feb. 27, 2012.....A.....L.....60-42
Dec. 7, 2017.....A.....L.....73-52
Dec. 8, 2018.....H.....L.....77-43
Nov. 11, 2023.....H.....L.....71-62

### WEST VIRGINIA STATE

#### PITT LEADS, 1-0

at Pitt: Pitt leads, 1-0  
at West Virginia State: N/A  
at Neutral Sites: N/A  
Current Streak: Pitt, W1  
Dec. 13, 2008.....H.....W.....85-37

### WILLIAM & MARY

#### PITT LEADS, 3-1

at Pitt: William & Mary leads, 2-0  
at William & Mary: Pitt leads, 1-0  
at Neutral Sites: Pitt leads, 1-0  
Current Streak: Pitt, W2  
Dec. 30, 1990.....A.....W.....68-59  
Nov. 16, 2001.....H.....L.....77-72  
Nov. 18, 2005.....N.....W.....76-49  
Nov. 11, 2012.....H.....W.....76-74

---

**WILLIAM PATTERSON**

---

**PITT LEADS, 1-0**

at Pitt: Pitt leads, 1-0  
at William Patterson: N/A  
at Neutral Sites: N/A  
Current Streak: Pitt, W1  
Jan. 15, 1978.....H.....W.....100-56

---

**WILLIAM PENN**

---

**PITT LEADS, 1-0**

at Pitt: N/A  
at William Penn: N/A  
at Neutral Sites: Pitt leads, 1-0  
Current Streak: Pitt, W1  
Nov. 28, 1981.....N.....W.....75-65  
• Converse Classic (Manhattan, KS)

---

**WISCONSIN**

---

**WISCONSIN LEADS, 3-1**

at Pitt: Wisconsin leads, 1-0  
at Wisconsin: N/A  
at Neutral Sites: Wisconsin leads, 2-1  
Current Streak: Wisconsin, W3  
Dec. 7, 1985.....N.....W.....73-64  
Nov. 30, 2001.....N.....L.....92-75  
Nov. 29, 2017.....H.....L.....58-57  
Nov. 23, 2018.....N.....L.....57-42  
• Investors Classic (Charlottesville, VA)  
•• Arizona Basketball Classic (Tucson, AZ)  
••• Challenge in Music City

---

**WESTERN KENTUCKY**

---

**PITT LEADS, 2-0**

at Pitt: Pitt leads, 1-0  
at WKU: Pitt leads, 1-0  
at Neutral Sites: N/A  
Current Streak: Pitt, W2  
Dec. 30, 2008.....H.....W.....93-50  
Dec. 22, 2009.....A.....W.....76-60

---

**WYOMING**

---

**PITT LEADS, 2-0**

at Pitt: N/A  
at Wyoming: N/A  
at Neutral Sites: Pitt leads, 2-0  
Current Streak: Pitt, W2  
Nov. 30, 1980.....N.....W.....79-76  
March 22, 2008...N.....W.....63-58  
• Dial Christmas Classic (Miami, FL)  
•• NCAA Tournament First Round  
(Albuquerque, NM)

---

**XAVIER**

---

**XAVIER LEADS, 2-1**

at Pitt: Series tied, 1-1  
at Xavier: Xavier leads, 1-0  
at Neutral Sites: N/A  
Current Streak: Xavier, W2  
Dec. 30, 1984.....H.....W.....75-63  
Dec. 21, 2002.....A.....L.....82-65  
Dec. 28, 2003.....H.....L.....72-48  
• Lady Panther Invitational

---

**YALE**

---

**PITT LEADS, 1-0**

at Pitt: Pitt leads, 1-0  
at Yale: N/A  
at Neutral Sites: N/A  
Current Streak: Pitt, W1  
Nov. 7, 2023.....H.....W.....79-74

---

**YOUNGSTOWN STATE**

---

**PITT LEADS, 17-5**

at Pitt: Pitt leads, 12-3  
at Youngstown State: Pitt leads, 5-2  
at Neutral Sites: N/A  
Current Streak: Youngstown State, W1  
Feb. 2, 1975.....H.....W.....86-37

Dec. 5, 1980.....H.....W.....80-62  
Jan. 11, 1982.....H.....W.....83-54  
Dec. 17, 1982.....A.....W.....75-66  
Nov. 29, 1983.....H.....W.....83-65  
Dec. 22, 1984.....A.....L.....86-84 (OT)  
Dec. 30, 1985.....H.....W.....76-61  
Dec. 20, 1986.....A.....W.....58-57  
Dec. 22, 1987.....H.....W.....71-64  
Feb. 18, 1989.....A.....W.....83-73  
Dec. 22, 1990.....H.....L.....75-62  
Dec. 5, 1991.....A.....L.....82-74  
Dec. 18, 1999.....H.....W.....67-51  
Dec. 19, 2000.....A.....W.....86-67  
Nov. 29, 2008.....H.....W.....99-42  
Dec. 2, 2009.....A.....W.....89-37  
Nov. 12, 2010.....H.....W.....78-58  
Nov. 9, 2012.....H.....L.....64-50  
Dec. 21, 2014.....H.....W.....78-52  
Nov. 14, 2016.....H.....W.....63-50  
Nov. 10, 2017.....H.....W.....66-58  
Nov. 13, 2018.....H.....L.....64-55  
• Pitt Thanksgiving Tournament

# YEAR-BY-YEAR RESULTS

## 1974-75

Record: 10-6  
Home: 7-3, Away: 3-3  
Head Coach: Jean Condo

Pitt Tournament			
D6	Duquesne	W	91-32
D7	Penn State	W	67-63
D8	Slippery Rock	W	62-53
J15	C.C.A.C.	W	75-37
J18	at West Virginia	W	81-57
J22	Ashland	L	80-63
J25	at Edinboro	L	76-63
F1	at Temple	L	59-55
F4	West Liberty	W	85-38
F2	Youngstown State	W	86-37
F12	Slippery Rock	L	69-58
F15	Frostburg State	W	68-29
F18	Penn State	L	64-60
F22	at Ohio State	W	57-53
F25	at IUP	W	72-47
M8	at Ashland	L	64-68

Total points (1,101-Pitt; 858-opponent)

## 1975-76

Record: 16-8  
Home: 12-3, Away: 1-5, Neutral: 3-0  
Head Coach: Pat Wallace

Pitt Tournament			
D12	IUP	W	109-45
D13	Glassboro State	W	74-63
D14	Cheyney State	L	47-32
J10	C.C.A.C.	W	82-29
J12	Ohio State	W	56-50
J17	West Virginia	W	73-41
J21	Ashland	W	78-55
J28	Edinboro	L	64-56
J30	Towson State	W	66-52
F7	Ohio	W	74-28
F8	Federal City	W	56-52
F10	at Slippery Rock	L	62-57
F13	at St. Joseph's (Pa.)	L	76-64
F14	at Cheyney State	L	77-44
F17	at Robert Morris	W	62-24
F20	at Penn State	L	97-60
F21	at Lock Haven	L	60-54
F25	IUP	W	56-39
F28	Temple	W	62-59
M2	Slippery Rock	W	56-53
EAIAW Regional Championships			
M11	Cheyney State	L	62-50
M12	vs. Kean	W	109-72
M12	vs. East Stroudsburg	W	64-55
M13	vs. Penn State	W	68-60

Total points (1,562-Pitt; 1,322-opponent)

## 1976-77

Record: 19-8  
Home: 10-0, Away: 6-5, Neutral: 3-3  
Head Coach: Pat Wallace

Pitt Tournament			
D3	East Stroudsburg	W	91-56
D4	Slippery Rock	W	76-62
D5	Penn State	W	71-66
D10	at Ohio State	L	64-59
Mississippi Invitational (Oxford, Miss.)			
D15	vs. Mercer	W	108-100
D16	vs. Kentucky	L	67-61
D17	vs. Clemson	W	72-61
J8	at West Virginia	W	71-60
J12	LaSalle	W	73-60
J17	at Ohio State	L	93-67
J19	Kent State	W	98-38
J22	at C.C.A.C.	W	112-25
J28	at Federal City	W	89-65

J29	at Towson State	W	73-48
F2	at Edinboro	L	77-66
F6	Slippery Rock	W	69-66
F11	West Chester	W	83-72
F12	Penn State	W	69-68
F15	at Maryland	L	82-53
F17	at Temple	W	90-61
F18	at Villanova	W	89-41
F19	at Immaculata	L	81-74
F24	Edinboro	W	87-84
F26	Lock Haven	W	77-72
EAIAW Regional Championships			
M1	vs. Slippery Rock	L	65-60
M9	vs. Lock Haven	W	77-55
M10	vs. St. Joseph's	L	101-64

Total points (2,079-Pitt; 1,784-opponent)

## 1977-78

Record: 14-14  
Home: 9-6, Away: 3-5, Neutral: 2-3  
Head Coach: Jean Balthaser

Pitt Tournament			
D2	Temple	W	77-40
D3	Slippery Rock	L	70-69
D4	Temple	W	64-54
D5	Edinboro	W	77-74
D10	Ohio State	L	58-53
Mississippi Invitational (Oxford, MS)			
D15	vs. Valdosta	W	65-63
D16	vs. Tennessee	L	83-55
D16	vs. Central Missouri	L	68-59
D17	at Mississippi State	L	68-59
J7	West Virginia	W	70-67
J10	Old Dominion	L	75-56
J15	William Patterson	W	100-56
J16	Howard	W	62-46
J22	Towson State	W	87-59
J24	at Penn State	L	81-60
J28	at West Chester	L	70-55
J30	at La Salle	W	99-81
F7	at Slippery Rock	W	72-71
F10	St. Joseph's	W	77-70
F11	Villanova	L	69-67
F16	Maryland	L	86-68
F18	at Lock Haven	W	90-70
F22	Edinboro	W	80-64
F24	at Queens	L	74-68
F25	at Rutgers	L	88-67
F27	Immaculata	L	82-75
EAIAW Regional Championships			
M3	vs. Immaculata	L	93-71
M4	vs. Penn State	W	80-79

Total points (2,052-Pitt; 1,760-opponent)

## 1978-79

Record: 12-17  
Home: 8-5, Away: 3-8, Neutral: 1-4  
Head Coach: Jean Balthaser

Tennessee Tech Tournament (Cookeville, TN)			
N24	vs. Mississippi	L	78-61
N25	at Tennessee Tech	L	78-70
N27	Morris Harvey	W	100-70
D2	at Howard	W	78-75
Pitt Tournament			
D8	Indiana	W	62-36
D9	Slippery Rock	L	67-65
D10	Edinboro	L	67-48
UNC Christmas Classic (Chapel Hill, NC)			
D21	vs. Clemson	L	75-68
D22	vs. Col. of Charleston	W	69-53
D23	vs. High Point	L	87-61
J3	at Northern Kentucky	L	70-61
J6	at Northwestern	L	61-55
J10	La Salle	W	71-57
J13	at Old Dominion	L	97-55
J17	Cleveland State	W	79-41

J20	Michigan State	W	55-52
J24	at Maryland	L	81-74
J27	Penn State	L	68-56
J31	at Edinboro	L	69-43
F3	Eastern Michigan	W	73-59
F5	at West Virginia	W	69-67
F7	Slippery Rock	W	56-53
F10	at St. Joseph's	L	65-56
F12	at Delaware	W	77-69
F15	Cheyney State	L	61-49
F17	Lock Haven	W	55-48
F20	at Villanova	L	70-64
F23	Rutgers	L	91-72
EAIAW Regional Championships			
M-2	vs. Cheyney State	L	62-46

Total points (1,848-Pitt; 1,927-opponent)

## 1979-80

Record: 21-11  
Home: 13-2, Away: 6-5, Neutral: 2-4  
Head Coach: Jean Balthaser

Bearcat Classic (Cincinnati, OH)			
N23	vs. Morehead State	L	55-54
N24	vs. SMU	W	62-56
N30	at Charleston (W.Va.)	W	57-56
D1	Northern Kentucky	W	80-55
D5	Duquesne	W	72-37
D7	Slippery Rock	W	73-40
D8	IUP	W	72-56
D9	Penn State	W	58-45
Pitt Tournament			
D18	Northwestern	W	81-71
UNC Tournament (Chapel Hill, NC)			
D20	vs. Mercer	L	90-78
D21	vs. Northern Kentucky	W	68-62
D22	vs. Indiana	L	66-56
J2	Texas	L	68-65
J5	Howard	W	64-56
J6	George Washington	W	81-57
J9	West Virginia	W	80-67
J12	at Queens	L	79-70
J16	Edinboro	W	75-54
J18	at Michigan State	W	78-56
J20	at Eastern Michigan	L	79-74(OT)
J23	at Cleveland State	W	75-64
J26	Maryland	L	67-66
J30	Syracuse	W	83-65
F1	at Purdue	W	66-62
F3	at Indiana	L	53-47
F6	at Slippery Rock	W	93-48
F9	at La Salle	W	78-66
F13	at Penn State	L	68-48
F16	Villanova	W	70-53
F19	Virginia Tech	W	76-54
F23	at Rutgers	L	96-57
EAIAW Regional Championships			
F29	vs. Penn State	L	89-61

Total points (2,004-Pitt; 1,990-opponent)

## 1980-81

Record: 22-8  
Home: 11-2, Away: 6-3, Neutral: 5-3  
Head Coach: Judy Saurer

Pitt Tournament			
N22	at Northern Kentucky	W	106-72
Dial Christmas Classic (Miami, FL)			
N29	vs. Villanova	L	77-55
N30	vs. Wyoming	W	79-76
Pitt Tournament			
D5	Youngstown State	W	80-62
D6	DePaul	W	85-84(OT)
D7	Cheyney State	L	65-55
D10	Charleston (W.Va.)	W	77-65
D13	Indiana	W	70-65
UNC Tournament (Chapel Hill, NC)			
D19	vs. Indiana	W	64-63
D20	vs. Ohio State	W	65-58

J2	North Carolina	W	79-67
J7	La Salle	W	89-77
J10	Detroit	W	79-65
J14	at West Virginia	W	78-67
J17	at Northwestern	W	76-74
J21	at Maryland	L	83-72
J28	at Edinboro	W	58-50
J31	at Syracuse	L	73-68
F4	Slippery Rock	W	72-53
F7	at Villanova	L	60-56
F11	Penn State	W	83-78
F13	at Howard	W	66-50
F18	Georgetown	W	86-72
F21	Cleveland State	W	80-65
F25	at George Washington	W	92-74
F28	Rutgers	L	87-73
Regional Tournament			
M7	vs. Rutgers (REG)	L	91-80
National Women's Invitational Tourn. (Amarillo, TX)			
M26	vs. Georgia	L	100-69
M27	vs. Baylor	W	101-81
M28	vs. Tennessee Tech	W	93-91

Total points (2,283-Pitt; 2,145-opponent)

### 1981-82

Record: 14-14  
Home: 9-4, Away: 2-10, Neutral: 3-0  
Head Coach: Judy Saurer

N18	Fairmont State	W	65-29
N22	Niagara	W	100-61
Converse Classic (Manhattan, KS)			
N27	at Kansas State	L	79-63
N28	vs. William Penn	W	75-65
Pitt Tournament			
D5	Bowie State	W	112-62
D6	Clemson	W	67-64
D9	Kent State	L	72-67
D12	Syracuse	W	94-65
D19	South Carolina	L	73-60
La Salle Tournament (Philadelphia, PA)			
D28	vs. Monmouth	W	78-70
D29	at La Salle	L	58-55
D30	vs. Fairfield	W	66-62
J6	George Washington	W	85-51
J11	Youngstown State	W	83-54
J16	at N.C. State	L	72-63
J20	at Indiana	L	69-59
J23	Maryland	L	74-72
J27	West Virginia	W	75-43
J29	at La Salle	W	62-60
J30	at Cheyney State	L	85-59
F3	Howard	W	77-59
F6	at Cleveland State	W	73-61
F7	at Detroit	L	70-59
F10	at Penn State	L	81-67
F15	Villanova	L	72-67
F17	at Georgetown	L	79-67
F20	at Ohio State	L	71-55
F27	at Rutgers	L	95-64

Total points (2,218-Pitt; 1,900-opponent)

### 1982-83

Record: 17-11 • Big East Record: 5-3  
Home: 12-4, Away: 5-5, Neutral: 0-2  
Head Coach: Judy Saurer

N19	at Fairmont State	W	79-59
N22	Ohio	W	98-78
N27	National College	W	93-39
D1	at Kent State	W	59-58
D4	Akron	W	72-63
D5	Cincinnati	L	85-59
D8	St. John's*	L	69-58
D11	at Syracuse*	L	79-70
D17	at Youngstown State	W	75-66
Dial Christmas Classic (Miami, FL)			
D30	vs. Dayton	L	79-61
D31	at Miami	L	79-75[20T]
J5	Providence*	W	75-68

J8	Seton Hall*	W	79-71
J12	La Salle	W	85-67
J16	Cheyney State	L	97-56
J22	at West Virginia	L	84-66
J23	Boston University	W	75-74
J28	Tennessee	L	73-60
J31	at Boston College*	W	70-62
F2	Cleveland State	W	75-68[OT]
F5	Detroit	W	66-58
F9	at Connecticut*	W	79-67
F12	Penn State	W	86-69
F16	Georgetown*	W	75-59
F19	at George Washington	L	63-71
F23	at Villanova*	L	79-64
F26	Rutgers	W	75-68
Big East Tournament (Providence, RI)			
M4	vs. Georgetown	L	61-60

Total points (2,006-Pitt; 1,884-opponent)

### 1983-84

Big East Regular Season Champions  
Record: 16-12 • Big East Record: 6-2  
Home: 11-5, Away: 4-6, Neutral: 1-1  
Head Coach: Judy Saurer

N22	Fairmont State	W	100-55
N26	Indiana	L	65-63
N29	Youngstown State	W	83-65
D3	Central State	W	95-46
D6	at Robert Morris	W	62-54
D10	Ohio State	L	83-75
D17	Kent State	W	73-71
D21	Northeastern	L	72-61
D28	Ohio	W	89-68
D30	Eastern Michigan	L	75-67
J4	at Tennessee	L	88-64
J7	Villanova*	W	71-68[OT]
J10	Georgetown*	W	81-64
J14	at Seton Hall*	L	65-58
J18	West Virginia	W	77-61
J20	at South Carolina St.	W	73-67[OT]
J21	at South Carolina	L	78-68
J23	at Clemson	L	94-72
J28	at Connecticut*	W	78-56
F1	Duquesne	W	84-55
F4	Providence*	W	81-75
F8	at Penn State	L	93-56
F11	St. John's*	W	83-64
F18	at Syracuse*	L	88-67
F22	Cleveland State	L	78-66
F25	at Boston College*	W	62-48
Big East Tournament (Queens, NY)			
M2	vs. Connecticut	W	60-57
M3	vs. Seton Hall	L	80-66

Total points (2,037-Pitt; 1,933-opponent)

### 1984-85

Record: 16-12 • Big East Record: 10-6  
Home: 10-4, Away: 5-6, Neutral: 1-2  
Head Coach: Judy Saurer

N24	St. Vincent	W	102-69
N28	Robert Morris	W	82-44
Wildcat Tournament/Northwestern (Evanston, IL)			
N30	vs. Old Dominion	L	89-64
D1	vs. Utah	W	74-50
D5	at West Virginia	L	77-63
D8	Siena	W	87-55
D15	Georgetown*	W	69-68
D20	Florida	W	72-68
D22	at Youngstown State	L	86-84[OT]
D29	at Detroit	L	86-66
J2	at Providence*	L	69-71[20T]
J5	at Syracuse*	W	72-69
J8	Villanova*	L	65-64
J12	at Seton Hall*	W	76-58
J16	at Boston College*	W	53-52
J19	St. John's*	L	73-67
J23	Connecticut*	W	89-59
J26	at Georgetown*	W	90-50

J30	Providence*	W	80-72
F2	Syracuse*	L	70-67
F4	Penn State	L	81-73
F6	at Villanova*	L	80-68
F9	Duquesne	W	96-84
F13	Seton Hall*	W	76-50
F16	Boston College*	W	70-61
F20	at St. John's*	L	68-67
F23	at Connecticut*	W	62-59
Big East Tournament (Syracuse, NY)			
M1	vs. Syracuse	L	56-55

Total points (2,057-Pitt; 1,870-opponent)

### 1985-86

Record: 11-16 • Big East Record: 5-11  
Home: 5-6, Away: 4-8, Neutral: 2-2  
Head Coach: Kirk Bruce

N30	at St. Vincent	W	75-64
D3	West Virginia	L	68-64
Investors Classic Tournament (Charlottesville, VA)			
D6	vs. Northeastern	L	52-49
D7	vs. Wisconsin	W	73-64
D10	at Kent State	L	88-59
D14	at Providence*	L	88-67
D21	Robert Morris	W	68-66
D30	Youngstown State	W	76-61
J2	vs. Georgetown (CA)*	W	65-55
J4	at Seton Hall*	W	75-73[OT]
J9	Boston College*	L	69-57
J11	at Syracuse*	L	78-68
J15	St. John's*	L	55-54
J18	at Connecticut*	W	57-53
J22	at Villanova*	L	62-53
J25	Providence*	L	96-71
J29	at Georgetown*	L	77-69
F1	Seton Hall*	W	72-59
F3	at Robert Morris	W	69-61
F5	at Penn State	L	91-51
F8	at Boston College*	L	71-57
F12	Syracuse*	L	73-58
F15	at St. John's*	L	58-55
F19	Connecticut*	W	73-59
F22	Villanova*	L	88-56
F25	Marshall	W	78-75[OT]
Big East Tournament (Chestnut Hill, MA)			
F28	vs. Syracuse	L	58-57

(CA) Civic Arena

Total points (1,726-Pitt; 1,872-opponent)

### 1986-87

Record: 7-21 • Big East Record: 1-15  
Home: 3-9, Away: 4-10, Neutral: 0-2  
Head Coach: Kirk Bruce

N29	American	L	61-59
D3	vs. West Virginia (AHS)	L	61-59
D5	Stanford	L	59-49
D8	at Marshall	L	67-60
D11	at Duquesne	W	69-68
D13	Georgetown*	L	67-66
D17	Kent State	W	73-63
D20	at Youngstown State	W	58-57
D30	at Eastern Kentucky	L	101-93
J3	at Connecticut*	L	62-56
J6	Villanova*	L	92-73
J8	Syracuse*	L	77-64
J10	at Boston College*	L	91-55
J14	at Cleveland State	W	72-63
J17	St. John's*	L	66-56
J22	at Seton Hall*	L	81-60
J24	at Georgetown*	L	55-53
J26	St. Vincent	W	95-78
J28	Providence*	L	103-68
J31	Connecticut*	L	75-62
F4	at Villanova*	L	79-56
F7	at Syracuse*	L	78-50
F11	Boston College*	L	60-52
F14	at Robert Morris	W	70-58

F18	at St. John's*	L	65-42
F21	Seton Hall*	W	77-71
F23	at Providence*	L	96-78
Big East Tournament (Villanova, PA)			
F26	vs. Seton Hall	L	77-64
(AHS) Altoona High School			

Total points (1,786-Pitt; 2,041-opponent)

**1987-88**

Record: 14-15 • Big East Record: 5-11  
Home: 9-6, Away: 4-8, Neutral: 1-1  
Head Coach: Kirk Bruce

7-UP Desert Classic (Las Vegas, NV)			
N27	vs. Missouri-KC	W	81-75
N28	at UNLV	L	73-66
D2	at American	W	76-71
D5	Penn State	L	73-71
D7	Ohio	W	71-69
D11	Duquesne	W	85-69
D20	at Kent State	W	81-69
D22	Youngstown State	W	71-64
D30	vs. West Virginia (AHS)	L	63-62
J2	at Providence*	L	86-78
J7	at Boston College*	L	70-44
J9	Syracuse*	L	84-68
J13	Connecticut*	L	62-56
J16	at Georgetown*	L	69-64
J20	St. John's*	L	76-66
J23	Seton Hall*	W	85-79
J25	Cleveland State	W	75-62
J28	at Villanova*	L	74-61
J30	Providence*	W	91-82
F2	at Robert Morris	W	83-82(OT)
F6	Boston College*	L	75-67(OT)
F10	at Syracuse*	L	86-50
F13	at Connecticut*	L	80-54
F17	Georgetown*	W	76-74
F20	at St. John's*	L	80-77
F24	at Seton Hall*	W	83-67
F27	Villanova*	W	75-73

Big East Tournament (Pittsburgh, PA)			
M4	Villanova	W	54-51
M5	St. John's	L	93-73
(AHS) Altoona High School			

Total points (2,044-Pitt; 2,118-opponent)

**1988-89**

Record: 11-17 • Big East Record: 3-13  
Home: 6-7, Away: 5-9, Neutral: 0-1  
Head Coach: Kirk Bruce

Lady Panthers Invitational			
N25	Eastern Kentucky	L	82-79
N26	St. Bonaventure	W	74-69
N30	at Penn State	W	74-70
D3	American	W	98-61
D6	Kent State	W	110-82
D10	at Georgetown*	W	70-69
D19	at Cleveland State	W	76-65
D21	Robert Morris	W	87-63
D28	at Duquesne	W	79-70
D30	at West Virginia	L	67-63
J4	at Villanova*	L	58-50
J7	at Connecticut*	L	90-60
J9	Providence*	L	92-73
J11	Syracuse*	L	79-72
J14	at Boston College*	L	67-58
J16	at Northeastern	L	63-58
J21	St. John's*	W	68-66
J24	at Seton Hall*	L	89-73
J28	Georgetown*	W	72-58
F1	Villanova*	L	61-58
F4	Connecticut*	L	77-63
F8	at Providence*	L	123-105
F11	at Syracuse*	L	62-60
F15	Boston College*	L	69-65
F18	at Youngstown State	W	83-73
F22	at St. John's*	L	74-67
F25	Seton Hall*	L	74-73

Big East Tournament (Providence, RI)			
M2	vs. Georgetown	L	61-57

Total points (2,025-Pitt; 2,034-opponent)

**1989-90**

Record: 15-14 • Big East Record: 6-10  
Home: 9-5, Away: 3-7, Neutral: 3-2  
Head Coach: Kirk Bruce

Lady Panthers Invitational			
N24	Cleveland State	W	77-73
N26	Delaware	W	73-56
D3	Va. Commonwealth	W	82-63
D6	Penn State	L	98-53
D9	Duquesne	W	88-51
D19	at Eastern Michigan	W	87-76
D22	West Virginia	L	80-65
Burger King Classic (Miami, FL)			
D27	vs. Michigan	L	71-59
D28	vs. Cleveland State	W	80-52
D29	vs. FIU	W	76-71
J3	at Providence*	L	98-74
J6	Georgetown*	W	85-72
J8	at Seton Hall*	L	81-66
J10	at Kent State	W	77-66
J13	Boston College*	W	85-76
J17	at Syracuse*	L	82-54
J21	St. John's*	W	92-76
J24	at Connecticut*	L	81-68
J27	at Villanova*	L	83-67
J29	Providence*	L	101-90
F3	at Georgetown*	W	64-63
F7	Seton Hall*	L	74-68
F14	at Boston College*	L	77-58
F17	Syracuse*	W	79-67
F21	at St. John's*	L	86-81
F24	Connecticut*	L	82-80(OT)
F26	Villanova*	W	81-75
Big East Tournament (Storrs, CT)			
M3	vs. Seton Hall	W	84-77
M4	vs. Providence	L	89-88

Total points (2,020-Pitt; 2,197-opponents)

**1990-91**

Record: 16-13 • Big East Record: 10-6  
Home: 8-4, Away: 7-7, Neutral: 1-2  
Head Coach: Kirk Bruce

Buckeye Classic (Columbus, OH)			
D1	at Ohio State	L	84-71
D2	vs. Houston	L	111-51
D6	at Penn State	L	88-57
D8	at Toledo	L	81-67
D18	Kent State	W	111-97
D22	Youngstown State	L	75-62
D28	at VCU	L	98-62
D30	at William & Mary	W	68-57
J2	Georgetown*	W	85-65
J5	at Providence*	L	111-87
J7	at Syracuse*	W	72-57
J9	Villanova*	W	68-62
J16	at Seton Hall*	W	70-58
J19	at Boston College*	W	74-70
J23	St. John's*	L	68-56
J26	Connecticut*	W	61-59
J30	at Georgetown*	L	80-72
F2	Providence*	L	108-97
F6	Syracuse*	W	62-54
F9	at Villanova*	W	68-62
F16	Seton Hall*	L	75-59
F20	Boston College*	W	85-70
F23	at St. John's*	W	75-70
F25	at Connecticut*	L	79-55
Big East Tournament (Washington, DC)			
M2	vs. Boston College	W	82-78
M3	vs. Providence	L	107-92

Total points (2,118-Pitt; 2,209-opponents)

**1991-92**

Record: 11-18 • Big East Record: 6-12  
Home: 5-6, Away: 3-9, Neutral: 3-3  
Head Coach: Kirk Bruce

Red Flash Classic (Loretto, PA)			
N23	vs. George Mason	W	73-68
N24	vs. Massachusetts	W	65-56
Lady Panthers Invitational			
N30	Duquesne	W	78-74
D1	Toledo	L	69-60
D5	at Youngstown State	L	82-74
D17	at Michigan	W	74-72
D21	at West Virginia	L	91-63
Seel-Bach Cardinal Tournament (Louisville, KY)			
D28	vs. Texas Tech	L	91-63
D29	vs. Hartford	L	67-65
J3	at Providence*	L	109-90
J5	at Syracuse*	L	56-51
J8	Villanova*	W	63-56
J11	Miami*	L	73-54
J15	at Seton Hall*	W	74-69
J18	at Boston College*	W	65-62
J21	St. John's*	L	70-54
J25	Connecticut*	L	71-53
J29	at Georgetown*	L	88-77
F1	Providence*	L	91-83
F5	Syracuse*	W	58-53
F8	at Villanova*	L	66-54
F11	at Miami*	L	79-64
F15	Seton Hall*	W	62-59
F19	Boston College*	L	76-63
F22	at St. John's*	L	77-69
F26	at Connecticut*	L	90-47
F29	Georgetown*	W	70-67
Big East Tournament (Storrs, CT)			
M6	vs. Boston College	W	70-59
M7	vs. Connecticut	L	86-50

Total points (1,886-Pitt; 2,127-opponents)

**1992-93**

Record: 15-12 • Big East Record: 10-8  
Home: 10-4, Away: 5-7, Neutral: 0-1  
Head Coach: Kirk Bruce

D1	at Duquesne	W	80-67
D4	Iowa	L	70-59
D7	Penn State	L	82-69
D10	at Robert Morris	W	70-50
D19	Michigan	W	64-62
D22	at Kent State	L	77-61
Lady Panthers Invitational			
D28	Cleveland State	W	83-69
D29	Delaware	W	68-51
J2	Providence*	W	81-67
J5	Seton Hall*	W	64-60
J9	at Villanova*	W	61-56
J13	at Syracuse*	L	61-59
J16	Georgetown*	W	74-70
J19	Boston College*	W	69-64
J24	at Connecticut*	L	73-52
J29	Miami*	L	55-50
J31	at St. John's*	L	77-64
F3	at Providence*	W	85-84
F6	at Georgetown*	L	84-74
F10	Villanova*	L	70-53
F13	St. John's*	W	60-54
F18	at Seton Hall*	W	59-47
F20	at Boston College*	L	59-57
F24	Connecticut*	W	76-74
F27	Syracuse*	W	57-48
M1	at Miami*	L	77-65
Big East Tournament (Providence, RI)			
M6	vs. Villanova	L	74-59

Total points (1,773-Pitt; 1,782-opponents)

**1993-94**

Record: 21-10 • Big East Record: 12-6  
 Home: 10-3, Away: 7-5, Neutral: 4-2  
 Head Coach: Kirk Bruce

N27	Duquesne	W	66-50
N30	Robert Morris	W	82-60
MCI	First American Classic (Nashville, TN)		
D4	at Vanderbilt	L	82-64
D5	vs. Loyola	W	88-75
D8	at Niagara	W	73-46
D11	at Villanova*	W	70-63
D19	at Penn State	L	94-65
	Lady Panthers Invitational		
D29	Canisius	W	80-53
D30	Ball State	W	79-69
J3	at Boston College*	W	82-63
J5	at Syracuse*	W	71-61
J9	Miami*	W	71-66
J12	at Georgetown*	W	77-58
J16	Seton Hall*	L	63-52
J22	St. John's*	W	73-59
J26	Providence*	W	90-72
J30	Boston College*	W	74-65
F2	at Miami*	W	59-53
F4	Connecticut*	L	80-63
F5	Syracuse*	W	61-55
F11	at St. John's*	W	73-60
F13	at Seton Hall*	L	75-72
F16	Villanova*	L	67-65(OT)
F20	at Connecticut*	L	83-59
F23	Georgetown*	W	78-64
F26	at Providence*	L	93-82
	Big East Tournament (Storrs, CT)		
M5	vs. Miami	W	70-60
M6	vs. Seton Hall	L	66-54
	National Women's Invitational Tourn. (Amarillo, TX)		
M24	vs. Gonzaga	W	89-77(OT)
M25	vs. Oklahoma	L	86-77
M26	vs. Tulane	W	71-66

Total Points (2,230-Pitt; 2,077-opponents)

**1994-95**

Record: 17-11 • Big East Record: 10-8  
 Home: 10-3, Away: 5-6, Neutral: 2-2  
 Head Coach: Kirk Bruce

	7-UP Desert Classic (Las Vegas, NV)		
N25	vs. Arkansas	L	76-75
N26	vs. TX-Arlington	W	74-64
N30	at Duquesne	W	74-71
D4	Penn State	L	66-55
D7	at Syracuse*	W	75-63
D17	at Robert Morris	W	59-54
D20	St. Francis (Pa.)	W	82-60
	Lady Panthers Invitational		
D29	Niagara	W	86-70
D30	Xavier	W	75-63
J2	at Connecticut*	L	100-67
J4	St. John's*	W	83-65
J7	Miami*	W	73-61
J11	at Seton Hall*	L	73-57
J14	Boston College*	W	71-63
J18	Providence*	W	78-51
J21	at Villanova*	L	63-62
J25	at Georgetown*	W	70-63
J28	Seton Hall*	L	58-53
F1	at Miami*	L	54-50
F4	at St. John's*	L	82-57
F8	Georgetown*	W	80-71
F11	at Boston College*	L	69-53
F16	Connecticut*	L	71-43
F18	at Providence*	W	76-72
F22	Syracuse*	W	70-67
F25	Villanova*	W	49-44
	Big East Tournament (South Orange, NJ)		
M4	vs. St. John's	W	73-67
M5	vs. Connecticut	L	95-63

Total points (1,883-Pitt; 1,876-opponents)

**1995-96**

Record: 6-24 • Big East Record: 3-15  
 Home: 3-8, Away: 1-15, Neutral: 2-1  
 Head Coach: Kirk Bruce

	Preseason WNIT (Columbus, OH)		
N15	at Ohio State	L	85-50
N25	at Virginia	L	103-56
N29	vs. Duquesne (CA)	L	55-53
D2	Robert Morris	W	80-51
	Lady Panthers Invitational		
D3	Rhode Island	L	69-66
D6	at Penn State	L	77-56
D9	Providence*	L	73-69(OT)
D18	at St. Francis (Pa.)	L	81-51
D22	Miami*	L	73-63
D29	at San Diego State	L	83-69
D31	at San Diego	L	61-58
J4	at West Virginia*	L	73-65
J6	at Syracuse*	L	72-61
J10	St. John's*	L	57-54
J13	at Villanova*	L	83-54
J17	at Georgetown*	W	80-74
J20	Boston College*	W	72-69
J24	Villanova*	L	71-55
J27	at Connecticut*	L	91-52
J31	West Virginia*	W	82-79
F7	at Notre Dame*	L	90-51
F11	at Rutgers*	L	63-57
F14	Syracuse*	L	71-60
F17	Notre Dame*	L	89-51
F21	at Providence*	L	90-65
F24	at Seton Hall*	L	82-71
F26	Rutgers*	L	68-48
	Big East Tournament (Storrs, CT)		
M2	vs. Miami	W	52-49
M3	vs. Villanova	W	59-57
M4	at Connecticut	L	83-51

(CA) Civic Arena

Total points (1,819-Pitt; 2,222-opponent)

**1996-97**

Record: 8-22 • Big East Record: 3-15  
 Home: 2-12, Away: 4-8, Neutral: 2-2  
 Head Coach: Kirk Bruce

N22	Virginia	L	64-55
N26	at Robert Morris	W	68-64
	Wahine Classic Tournament (Honolulu, HI)		
N29	at Hawaii	L	65-34
N30	vs. Virginia Tech	W	72-63
D1	vs. Miami (OH)	L	70-62
D4	at St. Francis	W	65-44
D7	Connecticut*	L	78-51
D15	Penn State	L	66-44
D18	Ohio State	L	66-54
D21	vs. Duquesne (CA)	W	74-59
	Lady Panthers Invitational		
D28	Siena	L	62-61
D29	Coppin State	W	81-35
J2	at St. John's*	W	50-46
J4	Seton Hall*	L	73-62
J6	Miami*	W	64-59
J9	at Georgetown*	L	74-67(OT)
J12	Syracuse*	L	78-70
J15	at Boston College*	L	70-66
J18	at Notre Dame*	L	65-49
J22	Providence*	L	78-64
J29	at Villanova*	L	54-40
F1	at Rutgers*	L	59-53
F5	Georgetown*	L	84-67
F9	West Virginia*	L	95-86
F12	at Miami*	L	89-61
F15	at Seton Hall*	W	56-54
F19	at Connecticut*	L	103-71
F22	Boston College*	L	84-59
F25	St. John's*	L	66-54
	Big East Tournament (Storrs, CT)		
M1	vs. Miami	L	64-50

(CA) Civic Arena

Total points (1,811-Pitt; 2,031-opponents)

**1997-98**

Record: 6-21 • Big East Record: 3-15  
 Home: 5-8, Away: 0-11, Neutral: 1-2  
 Head Coach: Kirk Bruce

N21	Robert Morris	W	62-44
N25	St. Francis (Pa.)	L	65-63
	Lady Panthers Invitational		
N29	Morgan State	W	55-43
N30	Richmond	L	85-71
D3	at Syracuse*	L	72-70
D7	Villanova*	L	64-57
D14	at Penn State	L	81-64
	FIU Tournament (Miami, FL)		
D27	at Fla. International	L	80-65
D28	vs. Monmouth	W	61-49
D31	Notre Dame*	L	66-46
J3	at Providence*	L	75-70
J6	Rutgers*	W	66-56
J8	at West Virginia*	L	65-50
J14	Connecticut*	L	83-46
J17	Seton Hall*	L	72-62
J21	at Boston College*	L	75-64
J24	at Miami*	L	72-55
J27	at St. John's*	L	67-57
J31	West Virginia*	L	86-61
F3	Georgetown*	L	72-56
F5	vs. Duquesne (CA)	L	68-62
F7	at Villanova*	L	48-42
F11	Syracuse*	W	58-49
F15	at Notre Dame*	L	75-60
F18	at Rutgers*	L	70-56
F21	Providence*	W	70-54
	Big East Tournament (Piscataway, NJ)		
F28	vs. Villanova	L	56-51

(CA) Civic Arena

Total points (1,600-Pitt; 1,792-opponents)

**1998-99**

Record: 8-19 • Big East Record: 3-15  
 Home: 6-6, Away: 1-12, Neutral: 1-1  
 Head Coach: Traci Waites

	Pittsburgh Panther Invitational		
N14	Robert Morris	W	89-49
N15	Miami (OH)	W	75-56
N18	Penn State	W	49-46
N24	at Richmond	W	69-66
D2	at Ohio State	L	75-40
D4	at Duquesne	L	65-58
D9	Seton Hall*	W	55-46
	Oakland Tribune Classic (Oakland, CA)		
D20	at California	L	40-35
D21	vs. Wake Forest	W	53-46
J2	at Miami*	L	75-60
J5	at St. John's*	L	68-58
J7	Connecticut*	L	106-52
J10	Miami*	W	63-61
J13	at Georgetown*	L	80-61
J16	Notre Dame*	L	81-72
J20	St. John's*	W	75-58
J24	at West Virginia*	L	83-57
J27	Villanova*	L	61-45
J31	at Connecticut*	L	79-43
F3	Rutgers*	L	65-54
F7	at Syracuse*	L	70-69
F10	at Seton Hall*	L	62-53
F13	Boston College*	L	72-66
F16	Georgetown*	L	76-71
F20	at Providence*	L	91-71
F23	at Boston College*	L	72-66
	Big East Tournament (Piscataway, NJ)		
F27	vs. Georgetown	L	70-52

Total points (1,610-Pitt; 1,833-opponents)

**1999-00**

Record: 16-13 • Big East Record: 7-9  
 Home: 10-4, Away: 5-8, Neutral: 1-1  
 Head Coach: Traci Waites

N21	Lafayette	W	80-43
N24	at Robert Morris	W	63-45
N28	at Cincinnati	W	58-55
D1	Kent State	L	76-68
D4	Ohio	W	71-60
D8	at Rutgers*	L	58-52
D11	at Hampton	W	86-65
D18	Youngstown State	W	67-51
D21	at Penn State	L	79-56
Georgia Tech Marriott Invitational (Atlanta, GA)			
D29	vs. Campbell	W	70-60
D30	at Georgia Tech	W	75-69
J1	Duquesne	W	62-57(OT)
J5	St. John's*	W	64-57
J8	West Virginia*	W	74-54
J12	at Providence*	L	77-76
J15	at Connecticut*	L	88-36
J18	Notre Dame*	L	67-53
J25	Syracuse*	W	80-66
J29	at Boston College*	L	85-54
F2	at St. John's*	L	56-47
F5	Providence*	W	63-41
F9	at Notre Dame*	L	81-74
F16	Seton Hall*	W	84-56
F20	Boston College*	L	66-52
F23	at Villanova*	W	64-62
F26	Georgetown*	W	77-66
F29	at Miami*	L	80-60

Big East Tournament (Storrs, CT)

M4 vs. St. John's L 75-62

Women's National Invitation Tournament

M16 Cincinnati L 76-60

Total Points (1,888-Pitt; 1,871-opponents)

**2000-01**

Record: 9-18 • Big East Record: 3-13  
 Home: 7-6, Away: 2-12, Neutral: 0-0  
 Head Coach: Traci Waites

N18	Sacred Heart	W	68-58
N22	Robert Morris	W	81-49
N25	at Kent State	L	77-76(OT)
N29	at Duquesne	L	67-59
D2	at Ohio	W	88-79
D6	at West Virginia*	L	65-58
D9	Delaware State	W	65-36
D16	Penn State	L	84-62
D19	at Youngstown State	W	86-67
D21	Maryland-Eastern Shore	W	77-34
D28	at UC-Irvine	L	74-70
D30	at Loyola Marymount	L	75-57
J2	Providence*	W	68-53
J6	at Syracuse*	L	70-55
J10	at Seton Hall*	L	62-60
J13	West Virginia*	W	75-67(OT)
J20	Connecticut*	L	83-43
J24	Georgetown*	L	76-56
J27	at St. John's*	L	38-33
J30	Miami*	W	84-74
F4	Rutgers*	L	69-61
F7	at Notre Dame*	L	72-58
F11	at Virginia Tech*	L	86-50
F14	Villanova*	L	73-44
F17	at Miami*	L	96-69
F24	at Boston College*	L	65-63(OT)
F27	Notre Dame*	L	82-63

Total Points (1,720-Pitt; 1830-opponents)

**2001-02**

Record: 8-19 • Big East Record: 3-13  
 Home: 4-9, Away: 3-8, Away: 1-2  
 Head Coach: Traci Waites

N16	William & Mary	L	77-72
-----	----------------	---	-------

N20	Bucknell	L	58-57
N24	American	W	84-60
N27	at Robert Morris	W	88-53
Arizona Basketball Classic (Tuscon, AZ)			
N30	vs. Wisconsin	L	92-75
D2	at Arizona	W	81-80
D5	Virginia Tech*	L	83-64
D8	Duquesne	L	63-54
D16	at Penn State	L	78-63
Torneo Cancun de Basquetbol (Cancun, Mexico)			
D20	vs. Mississippi State	L	88-86
D22	vs. NC State	W	82-65
D30	St. Francis (Pa.)	W	81-71
J2	at Connecticut*	L	112-43
J5	at Georgetown*	W	63-61
J12	Boston College*	L	81-57
J15	at Rutgers*	L	82-70
J19	at West Virginia*	L	80-63
J23	Georgetown*	L	73-56
J26	Syracuse*	L	75-71
F2	at Miami*	L	77-61
F5	Notre Dame*	L	68-56
F9	St. John's*	W	77-45
F13	at Villanova*	L	83-59
F16	at Boston College*	L	64-37
F19	Rutgers*	L	60-59
F23	Seton Hall*	W	68-53
F26	at Providence*	L	91-77

Total Points (1,804-Pitt; 1,973-opponents)

**2002-03**

Record: 12-16 • Big East Record: 4-12  
 Home: 8-6, Away: 4-8, Neutral: 0-2  
 Head Coach: Traci Waites

N22	Robert Morris	W	90-51
N25	Furman	W	75-45
N27	at St. Francis (Pa.)	W	70-61
D3	at Duquesne	L	62-60
Radisson Suites Roundball Classic (Boca Raton, FL)			
D6	vs. UNC-Wilmington	L	79-59
D7	at Florida Atlantic	W	101-87
D14	Penn State	W	92-88(OT)
D17	Eastern Kentucky	W	78-68
D21	at Xavier	L	82-65
D29	Norfolk State	W	104-78
D31	Howard	W	94-75
J4	at Seton Hall*	L	59-54
J11	Providence*	L	80-77
J15	at Virginia Tech*	L	61-53
J18	at St. John's*	W	75-51
J22	Miami*	L	79-76
J25	Connecticut*	L	76-55
J29	at Georgetown*	W	91-72
F1	St. John's*	L	69-66
F8	at Providence*	L	57-54
F11	Villanova*	L	63-47
F16	at Rutgers*	L	67-53
F19	West Virginia*	W	67-61
F22	Boston College*	L	78-52
F26	at Notre Dame*	L	77-69
M1	at Syracuse*	L	71-61
M4	Seton Hall*	W	57-54
Big East Tournament (Piscataway, NJ)			
M8	vs. Notre Dame	L	73-65

Total Points (1,960-Pitt; 1,924-opponents)

**2003-04**

Record: 6-20 • Big East Record: 2-14  
 Home: 3-12, Away: 3-8, Neutral: 0-0  
 Head Coach: Agnus Berenato

N25	Coppin State	L	75-61
N28	Central Conn. State	W	75-59
D3	Duquesne	L	92-80
D6	Hartford	L	60-54
D14	at Penn State	L	96-42
D17	at Norfolk State	W	64-44
D19	at Robert Morris	W	61-47
D21	Clemson	L	62-47

D28	Xavier	L	72-48
D31	Fordham	W	62-48
J3	at West Virginia*	L	65-58
J7	Syracuse*	L	71-51
J10	Providence*	W	64-51
J14	at Seton Hall*	W	61-56
J17	at Miami*	L	77-68
J21	Virginia Tech*	L	67-57
J24	at St. John's*	L	83-72
J31	West Virginia*	L	56-36
F5	at Boston College*	L	79-44
F8	at Villanova*	L	75-45
F11	Rutgers*	L	75-61
F14	Georgetown*	L	72-61
F17	at Connecticut*	L	97-42
F21	Notre Dame*	L	72-68
F28	at Virginia Tech*	L	85-55
M2	Villanova*	L	56-45

Total Points (1,484-Pitt; 1,792-opponents)

**2004-05**

Record: 13-15 • Big East Record: 5-11  
 Home: 2-8, Away: 9-6, Neutral: 2-1  
 Head Coach: Agnus Berenato

N23	at North Carolina A&T	W	86-71
UNC Greensboro Tournament (Greensboro, NC)			
N26	vs. South Carolina St.	W	73-45
N27	at UNC Greensboro	W	62-55
D1	Robert Morris	W	78-59
Stony Brook Tournament (Stony Brook, NY)			
D3	vs. Long Beach State	W	64-62
D4	at Stony Brook	W	89-86
D7	at Duquesne	L	82-71
D9	Penn State	L	84-79(OT)
D11	at Clemson	L	51-38
D28	at St. Francis (NY)	W	88-62
D30	at Fordham	W	58-51
J2	at Syracuse*	W	63-57
J4	St. John's*	L	60-57
J11	at Rutgers*	L	68-41
J16	Syracuse*	L	68-55
J19	at Seton Hall*	W	62-59
J22	at Georgetown*	W	85-81
J26	Connecticut*	L	89-53
J29	at Boston College*	L	72-55
F2	Villanova*	L	70-49
F5	Notre Dame*	L	75-47
F12	at St. John's*	L	49-39
F16	West Virginia*	L	61-55
F19	Providence*	W	63-47
F22	at Connecticut*	L	97-49
F25	Rutgers*	L	63-42
F28	at Providence*	W	80-43
Big East Tournament (Hartford, CT)			
M5	vs. West Virginia	L	77-68

Total Points (1,749-Pitt; 1,844-opponents)

**2005-06**

Record: 22-11 • Big East Record: 9-7  
 Home: 12-4, Away: 8-6, Neutral: 2-1  
 Head Coach: Agnus Berenato

N18	vs. William & Mary	W	76-49
N19	at Vermont	W	70-49
N22	Akron	W	91-46
Pitt Thanksgiving Classic			
N26	Towson	W	69-50
N27	Missouri	L	69-60
N30	Duquesne	W	82-69
D2	at Penn State	L	69-60
D6	at Robert Morris	W	66-36
D8	Syracuse	W	67-55
D19	at Pepperdine	W	79-64
D22	at San Diego State	W	78-56
D30	St. Bonaventure	W	68-55
J3	at DePaul*	L	81-75
J8	USF*	W	66-64
J11	at St. John's*	L	72-55
J14	Providence*	W	75-65

J18	at Marquette*	L	71-62
J21	Connecticut*	L	65-54
J28	at Villanova*	W	59-56
F1	Georgetown*	W	79-62
F4	at Cincinnati*	W	64-63
F8	Louisville*	L	71-63
F11	at USF*	W	60-58
F14	Seton Hall*	W	58-56
F19	at West Virginia*	W	62-58
F25	Rutgers*	L	65-50
F28	at Notre Dame*	L	72-65

Big East Tournament (Hartford, CT)

M4	vs. Cincinnati	W	77-62
M5	vs. DePaul	L	69-46

Women's National Invitation Tournament

M18	Delaware	W	64-57
M22	vs. Mississippi (FFH)	W	85-76
M24	vs. Virginia (FFH)	W	68-58
M27	at Marquette	L	77-64

(FFH) Fitzgerald Field House

Total Points (2,217-Pitt; 2,045-opponents)

**2006-07**

Record: 24-9 • Big East Record: 10-6  
Home: 12-3, Away: 7-4, Neutral: 5-2  
Head Coach: Agnus Berenato

N15	California (PA)	W	71-58
N17	Mount St. Mary's	W	77-55
N19	at Duquesne	W	61-56
N21	at St. Bonaventure	W	75-62

Duck Invitational (Eugene, OR)

N24	vs. Utah	W	59-51
N25	vs. Boise State	W	71-70
N29	at Akron	W	74-55
D1	Penn State	W	60-51
D5	Robert Morris	W	79-69
D9	at Ohio	W	77-69

Caribbean Classic (Cancun, Mexico)

D19	vs. East Carolina	W	70-53
D20	vs. Liberty	W	54-47
D21	vs. Duke	L	72-51
J6	at Rutgers*	L	63-39
J9	Marquette*	W	91-87(OT)
J13	St. John's*	L	76-69
J16	at Syracuse*	W	84-75
J20	USF*	W	73-48
J24	at Louisville*	L	72-59
J27	at Seton Hall*	L	51-50
J31	Notre Dame*	W	71-62
F3	at Providence*	W	84-40
F6	Villanova*	W	66-53
F10	USF*	W	69-65
F13	Cincinnati*	W	55-44
F17	at Connecticut*	L	82-68
F20	West Virginia*	L	57-46
F24	DePaul*	W	87-80
F26	at Georgetown*	W	68-58

Big East Tournament (Hartford, CT)

M3	vs. Cincinnati	W	76-71
M4	vs. Marquette	L	61-51

NCAA Tournament (Pittsburgh, Pa.)

M18	James Madison	W	71-61
M20	Tennessee	L	68-54

Total Points (2,210-Pitt; 2,042-opponents)

**2007-08**

Record: 24-11 • Big East Record: 10-6  
Home: 9-2, Away: 7-6, Neutral: 8-3  
Head Coach: Agnus Berenato

WBCA Classic (State College, PA)

N9	vs. Charlotte	W	85-68
N10	vs. Arizona	W	81-58
N11	at Penn State	L	80-74
N20	at Mount St. Mary's	W	82-31
N27	at Maryland	L	90-77

Fifth Third Bank Classic (Huntington, WV)

N30	vs. Harvard	W	70-54
-----	-------------	---	-------

D1	at Marshall	W	70-66
D5	Ohio	W	69-55

Maggie Dixon Classic (Madison Square Garden)

D8	vs. Duke	L	51-49
D18	Cal Poly	W	83-58
D22	Duquesne	W	72-54

Wagner Classic (Staten Island, NY)

D29	vs. James Madison	W	69-61
N23	at Wagner	W	85-41
J6	at DePaul*	W	97-68
J9	Syracuse*	W	85-75
J12	at Cincinnati*	W	86-61
J19	Providence*	W	81-61
J22	at St. John's*	W	70-64
J27	Louisville*	W	76-67
J30	at Villanova*	W	72-63
F2	Rutgers*	L	64-60
F6	Seton Hall*	W	64-44
F10	at Notre Dame*	L	81-66
F13	at West Virginia*	L	56-35
F17	Connecticut*	L	90-64
F23	at Marquette*	L	76-69
F26	West Virginia*	W	77-75(OT)
M1	at USF*	L	65-64
M3	Georgetown*	W	70-33

Big East Tournament (Hartford, CT)

M8	vs. Villanova	W	69-63
M9	vs. Notre Dame	W	64-53
M10	vs. Connecticut	L	74-47

NCAA Tournament (Albuquerque, NM)

M22	vs. Wyoming	W	63-58
M24	vs. Baylor	W	67-59

NCAA Tournament, Regional (Spokane, WA)

M29	vs. Stanford	L	72-53
-----	--------------	---	-------

Total Points (2,465-Pitt; 2,189-opponents)

**2008-09**

Record: 25-8 • Big East Record: 12-4  
Home: 14-1, Away: 8-4, Neutral: 3-3  
Head Coach: Agnus Berenato

State Farm Tipoff Classic (Baton Rouge, LA)

N16	vs. Texas A&M	L	56-50
N20	at Western Michigan	W	88-60
N24	Penn State	W	80-59

Pitt Thanksgiving Tournament

N28	Elon	W	84-49
N29	Youngstown State	W	92-42
D3	at Duquesne	W	66-47
D7	Maryland	W	86-57
D13	West Virginia State	W	85-37
D16	Wagner	W	98-41
D19	at Florida A&M	W	89-59
D21	at Florida	L	90-83
D30	WKU	W	93-50
J4	West Virginia*	W	72-63
J7	at Providence*	L	77-69
J10	DePaul*	L	69-62
J17	USF*	W	79-47
J20	at Seton Hall*	W	76-40
J24	at Syracuse*	W	77-75
J27	at Georgetown*	W	50-39
J30	Marquette*	W	86-54
F3	Notre Dame*	W	82-70
F10	at Rutgers*	W	61-53(OT)
F15	at Connecticut*	L	95-42
F18	Villanova*	W	70-54
F21	Cincinnati*	W	68-53
F24	at West Virginia*	W	72-60
F28	at Louisville*	L	75-51
M2	St. John's*	W	79-60

Big East Tournament (Hartford, CT)

M8	vs. DePaul	W	62-59
M9	vs. Louisville	L	69-63

NCAA Tournament (Seattle, WA)

M21	vs. Montana	W	64-35
M23	vs. Gonzaga	W	65-60

NCAA Tournament, Regional (Oklahoma City, OK)

M29	vs. Oklahoma	L	70-69
-----	--------------	---	-------

Total Points (2,410-Pitt; 1,924-opponents)

**2009-10**

Record: 16-15 • Big East Record: 5-11  
Home: 10-8, Away: 6-6, Neutral: 0-1  
Head Coach: Agnus Berenato

N17	North Florida	W	61-35
N20	Florida	W	81-58
N24	Saint Francis (Pa.)	W	75-70
N27	Appalachian State	W	63-56
N28	Marshall	W	80-58
D2	at Youngstown State	W	89-37
D5	Western Michigan	W	89-65
D8	Valparaiso	W	77-52
D12	at Penn State	L	77-73
D20	at Austin Peay	W	76-75(OT)
D22	at Western Kentucky	W	76-60
D29	Duquesne	L	72-63
D31	Mount St. Mary's	W	57-47
J2	Marquette*	L	66-55
J5	at West Virginia*	L	63-59
J10	Rutgers*	L	52-46
J17	West Virginia*	L	69-54
J20	at USF*	L	68-51
J23	at Providence*	W	72-58
J30	Connecticut*	L	98-56
F2	Syracuse*	L	87-80(OT)
F6	at Notre Dame*	L	86-76
F10	Georgetown*	L	66-63
F14	Louisville*	W	72-69
F17	at Villanova*	W	74-69
F20	Seton Hall*	W	78-57
F23	at DePaul*	L	68-57
F27	at Cincinnati*	W	72-60
M1	St. John's*	L	77-65

Big East Tournament (Hartford, CT)

M5	vs. Louisville	L	79-71
----	----------------	---	-------

Women's National Invitation Tournament

M19	at Toledo	L	70-58
-----	-----------	---	-------

Total Points (2,119-Pitt; 2,024-opponents)

**2010-11**

Record: 14-17 • Big East Record: 5-11  
Home: 8-7, Away: 4-8, Neutral: 2-2  
Head Coach: Agnus Berenato

N12	Youngstown St.	W	78-58
N17	at Minnesota	L	73-63
N21	Radford	W	77-46
N24	Duke	L	93-55
N28	Loyola	W	73-45
D1	at Saint Francis (Pa.)	L	85-71
D4	Mount St. Mary's	W	89-65
D7	DePaul	L	67-51
D11	at Valparaiso	W	86-51

Las Vegas Hoops Classic (Las Vegas, NV)

D19	vs. Texas Tech	L	78-65
D20	vs. UT-Arlington	W	95-61
D28	Austin Peay	W	75-53
D31	at Central Michigan	W	94-78
D31	Duquesne	L	70-62
J2	at Louisville*	L	79-68
J12	at Seton Hall*	W	64-58
J15	Notre Dame*	L	82-50
J22	at Connecticut*	L	66-46
J26	at Syracuse*	L	69-60
J29	Marquette*	L	74-70(OT)
F1	Cincinnati*	W	79-48
F5	at West Virginia*	W	60-53
F8	at Rutgers*	L	54-42
F12	USF*	W	70-66
F15	Providence*	W	60-57
F19	West Virginia*	L	90-79
F23	at Georgetown*	L	67-56
F26	at St. John's*	L	72-63
F28	Villanova*	L	54-52

Big East Tournament (Hartford, CT)

M4	vs. USF	W	63-60
M5	vs. Marquette	L	65-61

Total Points (2,055-Pitt; 2,002-opponents)

**2011-12**

Record: 8-22 - Big East Record: 0-16  
 Home: 6-11, Away: 0-10, Neutral: 2-1  
 Head Coach: Agnus Berenato

N12	Hampton	L	60-37
N15	Saint Francis (Pa.)	W	78-50
N18	Loyola (Md.)	W	65-69
N20	Central Michigan	W	77-70
N26	Drexel	L	71-50
N29	Mount St. Mary's	W	58-45
D2	at High Point	L	82-75
D4	at Duke	L	92-43
D7	Georgetown*	L	82-54
D10	Valparaiso	W	65-56
Caribbean Classic (Cancun, Mexico)			
D20	vs. Indiana	W	77-72 [OT]
D21	vs. Michigan State	W	64-54
D28	Duquesne	L	70-57
D31	Lafayette	W	74-69 [OT]
J3	at Villanova*	L	70-62
J7	Syracuse*	L	83-60
J10	Rutgers*	L	63-39
J14	at DePaul*	L	86-83
J17	at Notre Dame*	L	120-44
J21	West Virginia*	L	54-43
J28	at Providence*	L	66-50
J31	St. John's*	L	66-51
F4	at Marquette*	L	72-48
F11	at Cincinnati*	L	62-57
F14	Louisville*	L	71-66[OT]
F18	at USF*	L	62-50
F21	Connecticut*	L	86-37
F25	Seton Hall*	L	63-39
F27	at West Virginia*	L	60-42
Big East Tournament (Hartford, CT)			
M2	vs. USF	L	60-59

Total Points (1,645-Pitt; 2,016-opponents)

**2012-13**

Record: 9-21 - Big East Record: 0-16  
 Home: 7-10, Away: 2-10, Neutral: 0-1  
 Head Coach: Agnus Berenato

N9	Youngstown St.	L	64-50
N11	William & Mary	W	76-74
N13	Siena	W	75-50
N20	Wagner	W	65-39
N24	Brown	W	58-57
N26	Longwood	W	86-60
D1	at Lafayette	L	68-65
D5	Loyola	W	57-47
D8	at Duquesne	L	70-61
D16	Rider	L	65-48
D20	Mount St. Mary's	W	67-49
D29	at Buffalo	W	91-77
J2	at Old Dominion	W	55-54
J5	at Seton Hall*	L	69-56
J12	Villanova*	L	68-52
J16	at St. John's*	L	61-32
J19	Marquette*	L	74-65
J23	Notre Dame*	L	73-47
J26	at Georgetown*	L	69-57
J29	at DePaul*	L	57-55
F3	USF*	L	78-60
F6	Providence*	L	85-83 [2OT]
F9	at Louisville*	L	78-45
F16	at Syracuse*	L	80-39
F20	Cincinnati*	L	59-50
F23	Georgetown*	L	72-70
F26	at Connecticut*	L	76-36
M2	DePaul*	L	81-73
M4	at Rutgers	L	65-44
Big East Tournament (Hartford, CT)			
M8	vs. Marquette	L	66-43

Total Points (1,645-Pitt; 2,016-opponents)

**2013-14**

Record: 11-20 - ACC Record: 3-13  
 Home: 6-9, Away: 4-8, Neutral: 1-3  
 Head Coach: Suzie McConnell-Serio

N8	Bucknell	W	66-51
N14	at Ball State	W	63-58
N17	Lafayette	L	48-45
N20	at Michigan	L	83-75
N23	at Loyola (Md.)	W	60-54
N26	Mount St. Mary's	W	78-43
D1	Buffalo	L	66-62
D4	James Madison	L	71-61
D7	at Wagner	W	69-55
D15	Old Dominion	W	63-49
Duel in the Desert (Las Vegas, NV)			
D19	vs. DePaul	L	77-63
D20	vs. Louisiana-Monroe	W	76-61
D21	vs. Washington	L	76-69
D29	Duquesne	W	67-57
J1	Florida State*	L	78-69
J5	at Virginia*	W	79-75
J12	at Clemson*	L	77-67
J16	Notre Dame*	L	109-66
J19	Syracuse*	L	58-47
J26	at Duke*	L	111-67
J30	Boston College*	W	67-65
F3	Georgia Tech*	L	77-66
F6	at Maryland*	L	94-46
F9	Wake Forest*	L	74-70
F13	at North Carolina*	L	86-50
F16	Clemson*	W	56-43
F20	at Virginia Tech*	L	69-62
F23	at Syracuse*	L	67-36
F27	NC State*	L	79-68
M2	at Miami*	L	67-54
ACC Tournament (Greensboro, NC)			
M5	vs. #11 Wake Forest	L	72-58

\* ACC Game

Total Points (1,945-Pitt; 2,150-Opponents)

**2014-15**

Record: 20-12 - ACC Record: 9-7  
 Home: 15-3, Away: 4-8, Neutral: 1-1  
 Head Coach: Suzie McConnell-Serio

N14	Princeton	L	59-43
N17	Niagara	W	70-54
N20	Michigan	W	85-64
N23	at James Madison	L	80-64
N26	Radford	W	72-47
N30	Loyola (Md.)	W	84-46
D3	at Ohio State^	W	78-74
D7	at Duquesne	L	87-77
D14	Drexel	W	72-53
D18	Ball State	W	59-47
D21	Youngstown State	W	78-52
D28	Saint Francis (Pa.)	W	97-59
D30	Delaware State	W	93-58
J4	Louisville*	L	63-57
J8	North Carolina*	W	84-59
J15	at Florida State*	L	58-43
J18	at Georgia Tech*	W	75-72 [OT]
J22	Syracuse*	L	68-60
J24	Boston College*	W	78-70
J29	at Duke*	L	62-45
F1	Miami*	W	81-66
F5	at NC State*	W	60-50
F8	at Louisville*	L	48-35
F12	Virginia Tech*	W	53-35
F15	at Wake Forest*	W	65-41
F19	Virginia*	W	68-63 [OT]
F22	at Syracuse*	L	68-54
F26	at Notre Dame*	L	87-58
M1	Clemson*	W	61-56
ACC Tournament (Greensboro, NC)			
M5	vs. #15 Virginia Tech	L	51-45
NCAA Tournament (Knoxville, TN)			
M21	vs. Chattanooga	W	51-40
M23	at Tennessee	L	77-67

^ ACC/Big Ten Challenge  
 \* ACC Game

Total Points (2,113-Pitt; 1,914-opponents)

**2015-16**

Record: 13-18 - ACC Record: 4-12  
 Home: 6-9, Away: 5-6, Neutral: 2-3  
 Head Coach: Suzie McConnell-Serio

N13	Wagner	W	67-41
N16	at Saint Francis (Pa.)	W	74-59
N20	Delaware State	W	77-43
Paradise Jam (U.S. Virgin Islands)			
N26	vs. South Dakota State	L	55-54
N27	vs. Old Dominion	W	67-58
N28	vs. Maryland	L	70-49
D3	at Michigan^	L	82-45
D6	Holy Cross	W	56-50
D8	Mount St. Mary's	W	74-57
D12	at Princeton	L	61-47
D20	Rider	W	75-44
D22	American	W	76-58
D30	Duquesne	L	65-79
J3	Notre Dame*	L	65-55
J7	at Miami*	L	79-55
J10	NC State*	L	78-76[3OT]
J14	at Syracuse*	L	71-48
J17	Florida State*	L	66-55
J21	at Boston College*	L	54-43
J24	at Virginia*	W	58-55
J28	Duke*	L	70-48
J31	at Clemson*	W	59-56
F4	Wake Forest*	L	60-49
F11	Louisville*	L	84-61
F14	at Virginia Tech*	W	59-48
F18	at North Carolina*	W	76-60
F21	Syracuse*	L	70-56
F25	Georgia Tech*	L	66-60
F28	at Louisville*	L	65-36
ACC Tournament (Greensboro, NC)			
M2	vs. #13 North Carolina	W	82-72 [OT]
M3	vs. #5 Miami	L	77-55

^ ACC/Big Ten Challenge  
 \* ACC Game

Total Points (1,857-Pitt; 1,953-opponents)

**2016-17**

Record: 13-17 - ACC Record: 4-12  
 Home: 11-6, Away: 0-10, Neutral: 2-1  
 Head Coach: Suzie McConnell-Serio

N12	Mount St. Mary's	W	89-54
N14	Youngstown State	W	63-50
N17	Loyola Chicago	W	59-35
N21	Loyola (Md.)	W	74-44
N23	Slippery Rock	W	94-48
N26	Cornell	W	56-44
N30	Purdue^	L	67-61
D4	Charlotte	L	70-63
D6	Bryant	W	76-60
D10	at Penn State	L	91-62
Patrick Harrington Classic (Niceville, FL)			
D19	vs. UTEP	W	71-46
D20	vs. McNeese State	W	71-65
D29	at Duquesne	L	63-54
J2	Miami*	L	82-50
J5	Boston College*	W	56-43
J8	at Louisville*	L	73-52
J12	at Notre Dame*	L	86-54
J15	North Carolina*	W	68-48
J22	Virginia*	W	62-54
J26	at NC State*	L	55-42
J29	Louisville*	L	63-48
F2	at Syracuse*	L	93-65
F5	at Wake Forest*	L	57-48
F9	Clemson*	L	54-46
F12	at Duke*	L	62-48
F16	Virginia Tech*	W	72-64

F19 at Georgia Tech\* L 71-57  
 F23 at Florida State\* L 79-48  
 F26 Syracuse\* L 73-57  
 ACC Tournament (Conway, SC)  
 M1 vs. #14 North Carolina L 72-60

^ ACC/Big Ten Challenge  
 \* ACC Game

Total Points (1,826-Pitt; 1,866-opponents)

**2017-18**

Record: 10-20 - ACC Record: 2-14  
 Home: 8-10, Away: 2-9, Neutral: 0-1  
 Head Coach: Suzie McConnell-Serio

N10 Youngstown State W 66-58  
 N13 Cornell W 51-39  
 N16 Duquesne L 66-53  
 N19 Towson W 81-63  
 N21 at Cincinnati W 66-46  
 N25 Arkansas State W 87-47  
 N29 Wisconsin^ L 58-57  
 D3 at Fordham L 58-55  
 D7 at West Virginia L 73-52  
 D9 UNCW W 74-55  
 D17 Penn State L 59-48  
 D20 Bucknell W 57-39  
 D28 at Virginia\* L 62-50  
 D31 Chicago State W 87-49  
 J4 Wake Forest\* L 58-49  
 J7 at North Carolina\* L 68-67  
 J11 at Virginia Tech\* L 89-66  
 J14 Georgia Tech\* W 68-62  
 J18 Louisville\* L 77-51  
 J21 at Syracuse\* L 70-52  
 J25 Notre Dame\* L 87-53  
 J28 Duke\* L 58-46  
 F1 at Clemson\* W 58-42  
 F4 Florida State\* L 66-59  
 F11 at Boston College\* L 72-61  
 F15 at Miami\* L 82-58  
 F19 Syracuse\* L 62-53  
 F22 NC State\* L 77-66  
 F25 at Louisville\* L 81-49  
 ACC Tournament (Greensboro, NC)  
 F28 vs. #11 Wake Forest L 72-38

^ Big Ten/ACC Challenge  
 \* ACC Game

Total Points (1,778-Pitt; 1,895-opponents)

**2018-19**

Record: 11-20 - ACC Record: 2-14  
 Home: 6-10, Away: 3-8, Neutral: 2-2  
 Head Coach: Lance White

N7 Central Florida L 61-58  
 N9 New Orleans W 90-38  
 N13 Youngstown State L 64-55  
 N16 Cincinnati W 65-48  
 N19 at Georgetown L 70-41  
 Challenge in Music City (Nashville, TN)  
 N23 vs. Wisconsin L 57-42  
 N24 vs. Arkansas W 61-54  
 N25 vs. Tennessee St. W 78-56  
 N29 at Northwestern ^ W 52-49  
 D5 Fordham W 65-62  
 D8 West Virginia L 77-43  
 D18 UNCW W 60-56  
 D21 Saint Francis (PA) W 78-75 (OT)  
 D29 at Duquesne W 66-58  
 J3 at #2 Notre Dame\* L 100-44  
 J10 at #8 NC State\* L 63-34  
 J13 Boston College\* L 59-55  
 J17 #12 Syracuse\* L 82-50  
 J20 Clemson\* L 65-59  
 J24 Virginia\* L 74-57  
 J27 at #4 Louisville\* L 70-42  
 J31 Virginia Tech\* L 74-58  
 F3 at Duke\* L 74-55

F7 at Georgia Tech\* L 67-55  
 F10 #25 Miami\* L 65-51  
 F14 North Carolina\* W 91-78  
 F17 at #21 Florida State\* L 78-46  
 F21 at #18 Syracuse\* L 90-63  
 F28 at Wake Forest\* W 70-64  
 M3 #2 Louisville\* L 67-40  
 ACC Tournament (Greensboro, NC)  
 M6 vs. #11 Duke L 86-64

^ ACC/Big Ten Challenge  
 \* ACC Game

Total Points (1,788-Pitt; 2,081-opponents)

**2019-20**

Record: 5-26 - ACC Record: 1-17  
 Home: 3-12, Away: 0-12, Neutral: 2-2  
 Head Coach: Lance White

N6 at Central Florida L 74-58  
 N11 Central Conn. St. W 81-73  
 N16 Georgetown L 66-56  
 N19 Fairleigh Dickinson W 69-60  
 N23 Duquesne L 81-62  
 Daytona Beach Invitational (Daytona Beach, FL)  
 N29 vs. Ohio L 72-50  
 N30 vs. Ole Miss W 58-50  
 D5 Penn State ^ L 78-73  
 D8 Stony Brook L 59-56  
 D17 Miami (OH) L 80-71  
 D21 at Cincinnati L 69-53  
 D30 at North Carolina\* L 70-62  
 J2 Notre Dame\* L 60-52  
 J5 Boston College\* L 79-70  
 J9 at Virginia Tech\* L 68-56  
 J16 at Clemson\* L 75-67 (OT)  
 J19 Syracuse\* L 69-51  
 J23 #8 NC State\* L 88-44  
 J26 at #5 Louisville\* L 83-49  
 J30 Wake Forest\* W 53-48  
 F1 #14 Florida State\* L 66-41  
 F6 Georgia Tech\* L 77-48  
 F9 at Notre Dame\* L 74-52  
 F13 Duke\* L 73-56  
 F16 at Syracuse\* L 71-53  
 F20 at Boston College\* L 70-59  
 F23 #5 Louisville\* L 79-47  
 F27 at Virginia\* L 66-55  
 M1 at Miami\* L 73-54  
 ACC Tournament (Greensboro, NC)  
 M4 vs. #10 Notre Dame W 67-65  
 M5 vs. #7 Georgia Tech L 68-58

^ ACC/Big Ten Challenge  
 \* ACC Game

Total Points (1,781-Pitt; 2,184-opponents)

**2020-21**

Record: 5-14 - ACC Record: 3-12  
 Home: 3-7, Away: 2-6, Neutral: 0-1  
 Head Coach: Lance White

N25 George Mason W 72-57  
 N29 Hofstra W 71-58  
 D6 Delaware L 85-79  
 D10 at Virginia Tech\* L 88-71  
 D13 Clemson\* W 80-71  
 D20 at Florida State\* L 67-53  
 J21 Miami\* L 72-68  
 J26 at Clemson\* W 79-69  
 J28 at Syracuse\* L 80-57  
 F4 Virginia Tech\* L 74-55  
 F7 Syracuse\* L 71-67  
 F11 at Wake Forest\* L 64-61 (OT)  
 F14 North Carolina\* L 81-72  
 F16 at Boston College\* W 83-80  
 F18 #3 Louisville\* L 82-58  
 F22 Notre Dame\* L 59-48  
 F25 at #2 NC State\* L 83-53  
 F28 at Georgia Tech L 65-60  
 ACC Tournament (Greensboro, NC)

M3 vs. #13 Boston College L 67-56

\* ACC Game

Total Points (1,243-Pitt; 1,373-opponents)

**2021-22**

Record: 11-19 - ACC Record: 2-16  
 Home: 7-8, Away: 3-8, Neutral: 1-3  
 Head Coach: Lance White

N10 Radford W 82-63  
 N12 Lafayette W 72-63  
 N17 LIU W 92-41  
 N20 at Duquesne W 69-64  
 Paradise Jam (U.S. Virgin Islands)  
 N25 vs. Texas A&M L 57-46  
 N26 vs. Northwestern W 72-60  
 N27 vs. South Dakota L 72-61 (OT)  
 D1 Rutgers ^ W 58-50  
 D4 at Ball State W 64-54  
 D7 Coppin State W 67-51  
 D10 #2 NC State\* L 89-54  
 D19 at #21 Notre Dame\* L 85-59  
 D22 Holy Cross W 67-56  
 J6 at #3 Louisville\* L 81-39  
 J11 #15 Georgia Tech\* L 63-52  
 J13 Boston College\* L 75-64  
 J16 Wake Forest\* W 65-57  
 J20 at Virginia Tech\* L 75-65  
 J23 #19 Notre Dame\* L 77-63  
 J27 at Clemson\* W 78-73 (OT)  
 J30 at Syracuse\* L 80-72  
 F3 Duke\* L 54-39  
 F10 at #23 North Carolina\* L 64-54  
 F13 Syracuse\* L 67-65  
 F15 at Boston College\* L 69-57  
 F17 at Miami\* L 60-50  
 F20 at Virginia\* L 74-65  
 F24 vs. #4 Louisville\* L 66-55  
 F27 Florida State\* L 57-52  
 ACC Tournament (Greensboro, NC)  
 M2 vs. #10 Duke L 55-52

^ ACC/B1G Challenge  
 \* ACC Game

Total Points (1,850-Pitt; 1,952-opponents)

**2022-23**

Record: 10-20 - ACC Record: 3-15  
 Home: 7-9, Away: 2-8, Neutral: 1-3  
 Head Coach: Lance White

N7 at Coppin State W 56-41  
 N12 George Mason W 63-45  
 N16 Bryant W 93-54  
 N19 Duquesne W 61-45  
 Fort Myers Tip-Off (Fort Myers, FL)  
 N25 vs. Towson W 72-62  
 N26 vs. DePaul L 74-59  
 N27 vs. #14 Maryland L 87-63  
 N30 Illinois^ L 92-71  
 D7 Loyola (MD) W 78-42  
 D11 Ball State L 68-66 (OT)  
 D18 Louisville\* L 77-53  
 D21 North Alabama W 85-83  
 D29 at Wake Forest\* L 66-51  
 J1 Miami\* L 74-67  
 J5 at Syracuse\* L 89-71  
 J8 at Louisville\* L 76-69  
 J15 Clemson\* L 72-57  
 J19 #12 Virginia Tech\* L 69-62  
 J22 at Florida State\* L 74-37  
 J26 #15 North Carolina\* L 72-57  
 J29 at Boston College\* L 74-60  
 F2 at #16 Duke\* L 53-44  
 F5 Virginia\* W 60-51  
 F9 at #10 Notre Dame\* L 69-63  
 F12 at Georgia Tech\* W 85-79 (2OT)  
 F16 Boston College\* W 75-64  
 F19 #10 Notre Dame\* L 83-43  
 F23 Syracuse\* L 85-55

F26 at NC State\* L 68-63  
 ACC Tournament (Greensboro, NC)  
 M1 vs. #10 Clemson L 71-53

^ ACC/B1G Challenge  
 \* ACC Game

Total Points (1,892-Pitt; 2,059-opponents)

**2023-24**

Record: 8-24 - ACC Record: 2-16  
 Home: 5-11, Away: 2-9, Neutral: 1-4  
 Head Coach: Tory Verdi

N7 Yale W 79-74  
 N11 West Virginia L 71-62  
 N15 at George Mason L 60-52  
 N18 at Duquesne L 56-55  
 N21 Coppin State L 61-51  
 Daytona Beach Classic (Daytona Beach, FL)  
 N24 vs. No. Kentucky W 88-57  
 N25 vs. Akron L 75-72 (OT)  
 N29 Saint Francis (PA) W 87-62  
 D3 Binghamton W 73-62  
 D10 Lehigh W 94-82  
 Sun Coast Challenge (Tampa, FL)  
 D19 vs. Ball State L 73-62  
 D20 vs. Georgia L 65-59  
 D28 Le Moyne W 56-39  
 D31 at #14 Virginia Tech\* L 91-41  
 J4 #16 Notre Dame\* L 71-66  
 J7 Georgia Tech\* L 68-58  
 J11 #15 Louisville\* L 74-44  
 J14 at Boston College\* L 84-71 (OT)  
 J21 Syracuse\* L 72-59  
 J25 at Virginia\* W 56-52  
 J28 at #18 Louisville\* L 77-58  
 F1 Duke\* L 69-38  
 F4 at #14 Notre Dame\* L 78-53  
 F8 Florida State\* L 76-60  
 F11 #3 NC State\* L 83-47  
 F15 at North Carolina\* L 75-62  
 F18 at Clemson\* W 72-57  
 F22 Wake Forest\* L 65-50  
 F25 at #17 Syracuse\* L 63-53  
 F29 at Miami\* L 62-44  
 M3 Boston College\* L 84-58  
 ACC Tournament (Greensboro, NC)  
 M6 vs. #10 Georgia Tech L 73-60

\* ACC Game

Total Points (1,945-Pitt; 2211-opponents)

**NOTABLE SEASONS/STREAKS**

**MOST WINS:** 25 (2008-09)  
**FEWEST WINS:** 5 (2019-20, 2020-21)  
**MOST LOSSES:** 26 (2019-20)  
**FEWEST LOSSES:** 6 (1974-75)  
**MOST GAMES:** 35 (2007-08)  
**FEWEST GAMES:** 16 (1974-75)  
**HIGHEST WIN PERCENTAGE:** 75.8, 25-8 (2008-09)  
**LOWEST WIN PERCENTAGE:** 16.1%, 5-26 (2019-20)  
**LONGEST WINNING STREAK:** 12 games (2006-07)

GAME	DATE	OPPONENT	SCORE
1	11/15/06	California (Pa.)	71-58
2	11/17/06	Mount St. Mary's	77-55
3	11/19/06	at Duquesne	61-56
4	11/21/06	at St. Bonaventure	75-62
5	11/24/06	vs. Utah*	59-51
6	11/25/06	vs. Boise State*	71-70
7	11/29/06	at Akron	74-55
8	12/1/06	Penn State	60-51
9	12/5/06	Robert Morris	79-69
10	12/9/06	at Ohio	77-69
11	12/19/06	vs. East Carolina**	70-53
12	12/20/06	vs. Liberty**	54-47

\* - Duck Invitational (Eugene, Ore.)  
 \*\* - Caribbean Classic (Cancun, Mexico)

**LONGEST LOSING STREAK:** 17 games, 2x; most recently in 2013

# MISCELLANEOUS RESULTS

## ACC/BIG TEN CHALLENGE RESULTS

Year	Opponent	Result	Score
2014-15	at Ohio State	W	78-74
2015-16	at Michigan	L	82-45
2016-17	Purdue	L	67-61
2017-18	Wisconsin	L	58-57
2018-19	at Northwestern	W	52-49
2019-20	at Penn State	L	78-73
2021-22	Rutgers	W	58-50
2022-23	Illinois	L	92-71

ALL-TIME RECORD: 3-5

## ACC OPENERS

Year	Opponent	Result	Score
2013-14	No. 21 Florida State	L	78-69
2014-15	No. 7 Louisville	L	63-57
2015-16	No. 3 Notre Dame	L	65-55
2016-17	No. 14 Miami (Fla.)	L	82-50
2017-18	at Virginia	L	62-50
2018-19	at No. 2 Notre Dame	L	100-44
2019-20	at North Carolina	L	70-62
2020-21	at Virginia Tech	L	88-71
2021-22	No. 2 NC State	L	89-54
2022-23	Louisville	L	77-53
2023-24	at #14 Virginia Tech	L	91-41

ALL-TIME RECORD: 0-11

## HOME OPENERS

Year	Opponent	Result	Score
1974-75	Duquesne •	W	91-32
1975-76	IUP •	W	109-45
1976-77	East Stroudsburg •	W	91-56
1977-78	Temple •	W	77-40
1978-79	Morris Harvey	W	100-70
1979-80	Northern Kentucky	W	80-55
1980-81	Youngstown State •	W	80-62
1981-82	Fairmont State	W	65-29
1982-83	Ohio	W	98-78
1983-84	Fairmont State	W	100-55
1984-85	St. Vincent	W	102-69
1985-86	West Virginia	L	64-68
1986-87	American	L	59-61
1987-88	Penn State	L	71-73
1988-89	Eastern Kentucky ••	L	79-82
1989-90	Cleveland State ••	W	77-73
1990-91	St. Francis (Pa.)	W	66-46
1991-92	Duquesne ••	W	78-74
1992-93	Iowa	L	59-70
1993-94	Duquesne	W	66-50
1994-95	Penn State	L	55-66
1995-96	Robert Morris	W	80-51
1996-97	Virginia	L	55-64
1997-98	Robert Morris	W	62-44
1998-99	Robert Morris ••••	W	89-49
1999-00	Lafayette	W	80-43
2000-01	Sacred Heart	W	68-58
2001-02	William & Mary	L	72-77
2002-03	Robert Morris	W	90-51
2003-04	Coppin State	L	61-75
2004-05	Robert Morris	W	78-59
2005-06	Akron	W	91-46
2006-07	California (PA)	W	71-58
2007-08	Ohio	W	69-55
2008-09	Penn State	W	80-59
2009-10	North Florida	W	61-35
2010-11	Youngstown State	W	78-58
2011-12	Hampton	L	37-60
2012-13	Youngstown state	L	50-64
2013-14	Bucknell	W	66-51
2014-15	Princeton	L	43-59
2015-16	Wagner	W	67-41
2016-17	Mount St. Mary's	W	89-54

2017-18	Youngstown State	W	66-58
2018-19	Central Florida	L	61-58
2019-20	Central Conn. St.	W	81-73
2020-21	George Mason	W	72-57
2021-22	Radford	W	82-63
2022-23	George Mason	W	63-45
2023-24	Yale	W	79-74

- Pitt Tournament
- Lady Panthers Invitational
- Pittsburgh Panther Invitational

ALL-TIME RECORD: 37-13  
AT THE PETE (SINCE 2002-03): 17-5

## OVERTIME RESULTS

Date	Opponent	Result	Score
1/20/80	at Eastern Michigan	L	79-74
12/6/80	DePaul	W	85-84
12/31/82	Miami (Fla.)	L	79-75 (2OT)
2/2/83	Cleveland State	W	75-68
1/7/84	Villanova	W	71-68
1/20/84	at South Carolina St.	W	73-67
12/22/84	at Youngstown State	L	86-84
1/2/85	at Providence	L	71-69 (2OT)
1/4/86	at Seton Hall	W	75-73
2/25/86	Marshall	W	78-75
2/2/88	at Robert Morris	W	83-82
2/6/88	Boston College	L	75-67
2/24/90	Connecticut	L	82-80
2/16/94	Villanova	L	67-65
3/24/94	vs. Gonzaga •	W	89-77
12/9/95	Providence	L	73-69
1/9/97	at Georgetown	L	74-67
1/1/00	Duquesne	W	62-57
11/25/00	at Kent State	L	77-67
1/13/01	West Virginia	W	75-67
2/24/01	at Boston College	L	65-63
12/14/02	Penn State	W	92-88
12/9/04	Penn State	L	84-79
1/9/07	Marquette	W	91-87
2/26/08	West Virginia	W	77-75
2/10/09	at Rutgers	W	61-53
12/20/09	at Austin Peay	W	76-75
2/2/10	Syracuse	L	80-87
1/29/11	Marquette	L	70-74
12/20/11	Indiana ••	W	77-72
12/31/11	Lafayette	W	74-69
2/14/12	Louisville	L	66-71
2/6/13	Providence	L	83-85 (2OT)
1/18/15	at Georgia Tech	W	75-72
2/19/15	Virginia	W	68-63
1/10/16	NC State	L	76-78 (3OT)
3/2/16	vs. North Carolina ••••	W	82-72
12/21/18	St. Francis (PA)	W	78-75
1/16/20	at Clemson	L	75-67
2/11/21	at Wake Forest	L	64-61
11/27/21	vs. South Dakota	L	72-61
1/27/22	at Clemson	W	78-73
12/11/22	Ball State	L	68-66
2/12/23	at Georgia Tech	W	85-79 (2OT)
11/25/23	vs. Akron	L	75-72
1/14/24	at Boston College	L	84-71

- WNIT (Amarillo, TX)
- Caribbean Classic (Cancun, Mexico)
- ACC Tournament (Greensboro, NC)

ALL-TIME RECORD: 23-23  
ALL-TIME RECORD IN HOME GAMES: 13-12  
ALL-TIME RECORD IN AWAY GAMES: 8-9  
ALL-TIME RECORD IN NEUTRAL SITE: 3-1  
ALL-TIME RECORD IN DOUBLE OVERTIME: 1-3  
ALL-TIME RECORD IN TRIPLE OVERTIME: 0-1

## PITT 100-POINT GAMES

Date	Opponent	Result	Score
12/12/75	IUP	W	109-45
3/12/76	vs. Kean •	W	109-72
12/15/76	at Mercer	W	108-100
1/22/77	at C.C.A.C.	W	112-25
1/15/78	William Patterson	W	100-56
11/27/78	Morris Harvey	W	100-70
11/22/80	at Northern Kentucky	W	106-72
3/27/81	vs. Baylor ••	W	101-81
11/22/81	Niagara	W	100-61
12/5/81	Bowie State •••	W	112-62
11/22/83	Fairmont State	W	100-55
11/24/84	St. Vincent	W	102-69
12/6/88	Kent State	W	110-82
2/8/89	at Providence	L	105-123
12/18/90	Kent State	W	111-97
12/7/02	at Florida Atlantic	W	101-87
12/29/02	Norfolk State	W	104-78

- EAIW Regional Championships
- National Women's Invitational Tour. (Amarillo, TX)
- Pitt Tournament

ALL-TIME RECORD: 16-1  
ALL-TIME RECORD IN HOME GAMES: 10-0  
ALL-TIME RECORD IN AWAY GAMES: 4-1  
ALL-TIME RECORD IN NEUTRAL SITE: 2-0  
OPPONENT 100-POINT GAMES

Date	Opponent	Result	Score
12/15/76	vs. Mercer •	W	108-100
3/10/77	vs. St. Joseph's ••	L	101-64
3/26/81	vs. Georgia •••	L	100-69
12/30/86	at Eastern Kentucky	L	101-93
1/28/87	Providence	L	103-68
2/8/89	at Providence	L	123-105
1/29/90	Providence	L	101-90
12/2/90	vs. Houston ••••	L	111-51
1/5/91	at Providence	L	111-87
2/2/91	Providence	L	108-97
3/3/91	vs. Providence •••••	L	107-92
1/3/92	at Providence	L	109-90
1/2/95	at Connecticut	L	100-67
11/25/95	at Virginia	L	103-56
2/19/97	at Connecticut	L	103-71
1/7/99	Connecticut	L	106-52
1/2/02	at Connecticut	L	112-43
1/17/12	at Notre Dame	L	120-44
1/16/14	Notre Dame	L	109-66
1/26/14	at Duke	L	111-67
1/3/19	at No. 2 Notre Dame	L	100-44

- Mississippi Invitational (Oxford, MS)
- EAIW Regional Championships
- National Women's Invitational Tour. (Amarillo, TX)
- Buckeye Classic (Columbus, OH)
- Big East Tournament (Washington, DC)

ALL-TIME RECORD: 1-20  
ALL-TIME RECORD IN HOME GAMES: 0-5  
ALL-TIME RECORD IN AWAY GAMES: 0-11  
ALL-TIME RECORD IN NEUTRAL SITE: 1-4

**LARGEST MARGINS OF VICTORY**

Date	Opponent	Score	Margin
1/22/77	at C.C.A.C	112-25	+87
12/12/75	IUP	109-45	+64
12/6/74	Duquesne	91-32	+59
12/16/08	Wagner	98-41	+57
11/29/08	Youngstown State	99-42	+57
11/27/82	National College	93-39	+54
1/10/76	C.C.A.C	82-29	+53
11/9/18	New Orleans	90-38	+52
12/2/09	at Youngstown State	89-37	+52
11/17/21	LIU	92-41	+51

**FEWEST COMBINED POINTS SCORED**

Date	Opponent	Score	Total
1/27/01	at St. John's	33-38	71
12/20/98	at California	35-40	75
12/14/75	Cheyney State	32-47	79
2/17/76	Robert Morris	62-24	86
2/12/05	at St. John's	39-49	88
12/11/04	at Clemson	38-51	89
11/13/17	Cornell	51-39	90
2/7/98	at Villanova	42-48	90
3/21/15	vs. Chattanooga •	51-40	91
1/31/04	West Virginia	36-56	92

• NCAA Tournament (Knoxville, TN)

**MOST POINTS ALLOWED IN A QUARTER**

Date	Opponent	Points	Quarter
11/27/22	Maryland	36	3rd
3/3/24	Boston College	33	3rd
1/11/18	Virginia Tech	33	1st
1/5/23	Syracuse	32	4th
11/30/22	Illinois	32	2nd
1/3/19	Notre Dame	32	1st
12/19/21	Notre Dame	31	3rd
2/11/24	#3 NC State	30	2nd
2/25/21	NC State	30	3rd
1/23/20	NC State	30	3rd

**LARGEST MARGINS OF DEFEAT**

Date	Opponent	Score	Margin
1/17/12	at Notre Dame	120-44	-76
1/2/02	at Connecticut	112-43	-69
12/2/90	vs. Houston •	111-51	-60
1/3/19	at No. 2 Notre Dame	100-44	-56
2/17/04	at Connecticut	97-42	-55
1/7/99	Connecticut	106-52	-54
12/15/00	at Connecticut	95-42	-53
12/14/03	at Penn State	96-44	-52
1/15/00	at Connecticut	88-36	-52
12/31/23	at #14 Virginia Tech	91-41	-50

• Buckeye Classic (Columbus, OH)

**MOST POINTS SCORED IN A QUARTER**

Date	Opponent	Points	Quarter
12/10/20	Virginia Tech	32	1st
2/16/17	Virginia Tech	32	4th
12/10/23	Lehigh	31	2nd
1/21/21	Miami	31	1st
12/13/20	Clemson	31	4th
12/31/17	Chicago State	31	3rd
12/10/23	Lehigh	30	4th
11/25/22	Towson	30	4th
2/16/21	Boston College	30	3rd
11/23/16	Slippery Rock	30	2nd
11/9/18	New Orleans	30	2nd

**FEWEST POINTS ALLOWED IN A QUARTER**

Date	Opponent	Points	Quarter
11/21/16	Loyola	2	2nd
11/20/15	Delaware State	2	4th
11/13/17	Cornell	3	2nd
12/31/17	Chicago State	4	2nd
11/24/23	Northern Kentucky	5	4th
11/7/22	Coppin State	5	2nd
11/25/20	George Mason	5	1st
11/7/18	UCF	5	1st
12/20/17	Bucknell	5	2nd
11/29/17	Wisconsin	5	4th
11/19/17	Towson	5	1st

**MOST COMBINED POINTS SCORED**

Date	Opponent	Score	Total
2/8/89	at Providence	105-123	228
12/18/90	Kent State	111-97	208
12/5/76	vs. Mercer •	108-100	208
2/2/91	Providence	97-108	205
1/3/92	at Providence	90-109	199
3/3/91	vs. Providence ••	92-107	199
1/5/91	at Providence	87-111	198
12/30/86	at Eastern Kentucky	93-101	194
12/6/88	Kent State	110-82	192
1/29/90	Providence	90-101	191

• Mississippi Invitational (Oxford, MS)  
 •• Big East Tournament (Washington, DC)

**FEWEST POINTS SCORED IN A QUARTER**

Date	Opponent	Points	Quarter
2/10/19	Miami	2	2nd
2/1/20	Florida State	2	1st
2/1/24	Duke	3	1st
1/21/16	Boston College	3	4th
2/25/24	at #17 Syracuse	4	4th
2/28/16	Louisville	4	2nd
1/4/18	Wake Forest	4	2nd
11/13/17	Cornell	4	2nd
1/3/19	Notre Dame	4	2nd
1/19/20	Syracuse	4	4th
1/23/20	NC State	4	3rd
2/9/20	Notre Dame	4	4th
2/3/22	Duke	4	1st
3/1/23	Clemson	4	2nd

**ALL-TIME VS. RANKED OPPONENTS (Score order)**

DATE	LOCATION	OPPONENT	PITT RANKING	RESULT
<b>1976-77 (0-3)</b>				
12/16/76	A	#17 Kentucky		L, 67-61
2/15/77	A	#13 Maryland		L, 82-53
2/19/77	H	#3 Immaculata		L, 81-74
<b>1977-78 (1-5)</b>				
12/10/77	H	#18 Ohio State		L, 68-53
12/16/77	H	#5 Tennessee		L, 83-55
1/10/78	H	#8 Old Dominion		L, 75-56
1/24/78	A	#14 Penn State		L, 81-60
2/16/78	H	#7 Maryland		L, 86-68
3/4/78	H	#12 Penn State		W, 80-79
<b>1978-79 (0-5)</b>				
1/1/79	A	#1 Old Dominion		L, 97-55
1/24/79	A	#5 Maryland		L, 81-74
1/27/79	H	#12 Penn State		L, 68-56
2/15/79	H	#5 Cheyney State		L, 61-49
3/2/79	H	#5 Cheyney State		L, 62-46
<b>1979-80 (0-3)</b>				
12/20/79	H	#20 Mercer	#19	L, 90-78
1/2/80	H	#4 Texas		L, 68-65
1/26/80	H	#15 Maryland		L, 67-66
<b>1980-81 (0-4)</b>				
12/7/80	H	#9 Cheyney State		L, 65-55
1/21/81	H	#14 Maryland		L, 83-72
2/28/81	H	#5 Rutgers		L, 87-73
3/7/81	A	#9 Rutgers		L, 91-80
<b>1981-82 (0-5)</b>				
12/19/81	H	#3 South Carolina		L, 73-60
1/16/82	A	#5 N.C. State		L, 72-63
1/23/82	H	#6 Maryland		L, 74-72
1/30/82	A	#14 Penn State		L, 81-67
2/27/82	A	#7 Rutgers		L, 95-64
<b>1982-83 (2-2)</b>				
1/16/83	H	#5 Cheyney State		L, 97-56
1/28/83	H	#8 Tennessee		L, 73-60
2/12/83	H	#14 Penn State		W, 86-69
2/26/83	H	#18 Rutgers		W, 75-68
<b>1983-84 (1-2)</b>				
1/4/84	A	#11 Tennessee		L, 88-64
1/23/84	A	#17 Clemson		L, 94-72
2/11/84	H	#18 St. John's		W, 83-64
<b>1984-85 (0-2)</b>				
11/31/84	H	#2 Old Dominion		L, 89-64
2/4/85	H	#10 Penn State		L, 81-73
<b>1985-86 (0-1)</b>				
2/5/86	A	#14 Penn State		L, 91-51
<b>1986-87: (Played no ranked teams)</b>				
<b>1987-88: (Played no ranked teams)</b>				
<b>1988-89: (Played no ranked teams)</b>				
<b>1989-90 (0-2)</b>				
1/3/90	A	#23 Providence		L, 98-74
3/4/90	H	#22 Providence		L, 89-88
<b>1990-91 (1-5)</b>				
12/6/90	A	#13 Penn State		L, 88-57
1/5/91	A	#23 Providence		L, 111-87
1/26/91	H	#18 Connecticut		W, 61-59
2/2/91	H	#19 Providence		L, 108-97
2/25/91	A	#13 Connecticut		L, 79-55
2/3/91	H	#16 Providence		L, 107-92
<b>1991-92 (0-2)</b>				
1/11/92	H	#25 Miami		L, 73-54
2/11/92	A	#8 Miami		L, 79-64
<b>1992-93 (0-2)</b>				
12/4/92	H	#4 Iowa		L, 70-59
12/23/92	H	#23 Penn State		L, 82-69
<b>1993-94 (0-7)</b>				
12/4/93	H	#5 Vanderbilt		L, 82-64
12/19/93	A	#4 Penn State		L, 94-65
1/16/94	H	#24 Seton Hall		L, 63-52
2/4/94	H	#9 Connecticut		L, 80-63
2/13/94	H	#18 Seton Hall		L, 75-72
2/20/94	A	#4 Connecticut		L, 83-59
3/6/94	H	#15 Seton Hall		L, 66-53
<b>1994-95 (0-6)</b>				
12/4/94	H	#7 Penn State		L, 66-55
1/2/95	H	#2 Connecticut		L, 100-67
1/11/95	A	#20 Seton Hall		L, 73-57
1/28/95	H	#25 Seton Hall		L, 58-53
2/16/95	H	#1 Connecticut		L, 71-43
3/5/95	H	#1 Connecticut		L, 95-63
<b>1995-96 (0-3)</b>				
12/25/95	H	#6 Virginia		L, 103-56
12/6/95	H	#3 Penn State		L, 77-56
1/27/96	H	#3 Connecticut		L, 83-51
<b>1996-97 (0-5)</b>				
11/22/96	H	#7 Virginia		L, 64-55
12/7/96	H	#2 Connecticut		L, 78-51
12/15/96	H	#12 Penn State		L, 65-44
1/18/97	H	#21 Notre Dame		L, 65-49
2/19/97	H	#1 Connecticut		L, 103-71
<b>1997-98 (0-2)</b>				

12/27/97	A	#24 Florida Intl.		L, 80-65-80
1/14/98	H	#3 Connecticut		L, 83-46-83
<b>1998-99 (0-4)</b>				
1/7/99	H	#1 Connecticut		L, 106-52
1/16/99	H	#9 Notre Dame		L, 81-72
1/31/99	H	#5 Connecticut		L, 79-43
2/3/99	H	#12 Rutgers		L, 65-54
<b>1999-00 (0-7)</b>				
12/8/99	A	#13 Rutgers		L, 58-52
12/21/99	A	#6 Penn State		L, 76-56
1/15/00	A	#1 Connecticut		L, 88-35
1/18/00	H	#5 Notre Dame		L, 67-55
1/29/00	A	#18 Boston College		L, 85-54
2/9/00	A	#5 Notre Dame		L, 84-74
2/20/00	H	#19 Boston College		L, 66-52
<b>2000-01 (0-5)</b>				
12/16/00	H	#12 Penn State		L, 84-62
1/20/01	H	#1 Connecticut		L, 83-43
2/4/01	H	#14 Rutgers		L, 69-61
2/7/01	A	#1 Notre Dame		L, 72-58
2/14/01	H	#25 Villanova		L, 73-44
<b>2001-02 (1-5)</b>				
11/30/01	H	#20 Wisconsin		L, 92-75
12/16/01	A	#23 Penn State		L, 78-63
12/22/01	H	#17 N.C. State		W, 82-65
1/2/02	A	#1 Connecticut		L, 112-43
1/12/02	H	#24 Boston College		L, 81-57
2/16/02	A	#20 Boston College		L, 64-37
<b>2002-03 (1-4)</b>				
12/14/02	H	#11 Penn State		W, 92-88OT
1/25/03	H	#2 Connecticut		L, 76-55
2/11/03	H	#19 Villanova		L, 63-47
2/16/03	A	#23 Rutgers		L, 67-53
2/22/03	H	#22 Boston College		L, 78-52
<b>2003-04 (0-5)</b>				
12/14/03	A	#7 Penn State		L, 96-44
1/17/04	A	#21 Miami		L, 77-68
1/21/04	H	#23 VA Tech		L, 67-57
2/5/04	A	#25 Boston College		L, 79-44
2/17/04	A	#1 Connecticut		L, 97-42
<b>2004-05 (0-6)</b>				
1/11/05	A	#4 Rutgers		L, 68-41
1/26/05	H	#9 Connecticut		L, 89-53
1/29/05	A	#14 Boston College		L, 72-55
2/5/05	H	#6 Notre Dame		L, 75-47
2/22/05	A	#11 Connecticut		L, 97-49
2/25/05	H	#9 Rutgers		L, 63-42
<b>2005-06 (0-4)</b>				
1/3/06	A	#13 DePaul		L, 81-75
1/21/06	H	#5 Connecticut		L, 65-54
2/25/06	H	#7 Rutgers		L, 65-50
3/5/06	H	#15 DePaul		L, 69-46
<b>2006-07 (1-5)</b>				
12/21/06	H	#4 Duke	#22	L, 72-51
1/9/07	H	#16 Marquette		W, 91-87 (OT)
1/24/07	A	#18 Louisville		L, 72-59
2/17/07	A	#5 Connecticut		L, 82-68
3/4/07	H	#23 Marquette		L, 61-51
3/20/07	H	#3 Tennessee		L, 68-54
<b>2007-08 (4-8)</b>				
11/27/08	A	#3 Maryland		L, 90-77
12/8/08	H	#15 Duke		L, 51-49
1/6/09	A	#15 DePaul		W, 97-68
2/2/09	H	#4 Rutgers	#14	L, 64-60
2/10/09	A	#16 Notre Dame	#15	L, 81-66
2/13/09	A	#11 West Virginia	#18	L, 56-35
2/17/09	H	#2 Connecticut	#18	L, 90-64
2/26/09	H	#13 West Virginia		W, 77-75 (OT)
3/9/09	H	#9 Notre Dame		W, 64-53
3/10/09	H	#1 Connecticut		L, 74-47
3/24/09	H	#12 Baylor		W, 67-59
3/29/09	H	#4 Stanford		L, 72-53
<b>2008-09 (2-6)</b>				
11/16/08	H	#10 Texas A&M		L, 56-50
12/7/08	H	#8 Maryland	#28	W, 86-57
12/21/08	A	#20 Florida	#16	L, 90-83
2/3/09	H	#19 Notre Dame	#22	W, 82-70
2/15/09	A	#1 Connecticut	#19	L, 95-42
2/28/09	A	#8 Louisville	#15	L, 75-51
3/9/09	H	#5 Louisville	#15	L, 69-63
3/29/09	H	#4 Oklahoma	#15	L, 70-59
<b>2009-10 (0-6)</b>				
1/5/10	A	#22 West Virginia		L, 63-59
1/17/10	H	#18 West Virginia		L, 69-54
1/30/10	H	#1 Connecticut		L, 98-56
2/6/10	A	#3 Notre Dame		L, 86-76
2/10/10	H	#16 Georgetown		L, 66-63
3/1/10	H	#16 St. John's		L, 77-65
<b>2010-11 (1-5)</b>				
11/24/10	H	#6 Duke		L, 93-55
1/15/11	H	#12 Notre Dame		L, 82-50
1/22/11	A	#2 Connecticut		L, 66-46
2/5/11	A	#14 West Virginia		W, 60-53
2/19/11	H	#21 West Virginia		L, 90-79
3/5/11	N	#20 Marquette		L, 65-61
<b>2011-12 (0-7)</b>				
12/4/11	A	#7/6 Duke		L, 92-43
12/7/11	H	#19/20 Georgetown		L, 82-54
1/10/12	H	#8/9 Rutgers		L, 63-39
1/14/12	A	#21/19 DePaul		L, 86-83

1/17/12	A	#2/2 Notre Dame		L, 120-44
2/14/12	H	#19/16 Louisville		L, 71-66 (OT)
2/21/12	H	#4/4 Connecticut		L, 86-37
<b>2012-13 (0-4)</b>				
1/1/13	H	#2/3 Notre Dame		L, 73-47
2/9/13	A	#11 Louisville		L, 78-45
2/16/13	A	#23 Syracuse		L, 80-39
2/26/13	A	#3 Connecticut		L, 76-36
<b>2013-14 (0-6)</b>				
1/2/14	H	#21 Florida State		L, 78-69
1/16/14	H	#2 Notre Dame		L, 109-66
1/26/14	A	#3 Duke		L, 111-67
2/6/14	A	#10 Maryland		L, 94-46
2/13/14	A	#17 North Carolina		L, 86-50
2/27/14	H	#13 NC State		L, 79-68
<b>2014-15 (2-9)</b>				
11/23/14	A	rv/#23 James Madison		L, 80-64
1/4/15	H	#7/6 Louisville		L, 63-57
1/8/15	H	#8/6 North Carolina		W, 84-59
1/15/15	A	#20/19 Florida State		L, 58-43
1/22/15	H	#23/22 Syracuse		L, 68-60
1/29/15	A	#17/16 Duke		L, 62-45
2/8/15	H	#8/9 Louisville		L, 48-35
2/22/15	A	#25/rv Syracuse		L, 68-54
2/26/15	A	#4/4 Notre Dame		L, 87-59
3/21/15	N	#17/18 Chattanooga		W, 51-40
3/23/15	N	#6/5 Tennessee		L, 77-67
<b>2015-16 (0-7)</b>				
11/28/15	N	#6/6 Maryland		L, 70-49
1/3/16	H	#3/3 Notre Dame		L, 65-55
1/17/16	H	#16/14 Florida State		L, 66-55
1/21/16	H	#12/12 Louisville		L, 84-61
2/21/16	H	#23/18 Syracuse		L, 70-56
2/28/16	A	#10/10 Louisville		L, 65-36
3/3/17	N	#21/21 Miami (FL)		L, 77-55
<b>2016-17 (0-9)</b>				
1/2/17	H	#14/11 Miami (FL)		L, 82-50-82
1/8/17	A	#8/9 Louisville		L, 73-52
1/12/17	A	#6/6 Notre Dame		L, 86-54
1/26/17	A	#18/18 NC State		L, 55-42
1/29/17	H	#9/8 Louisville		L, 63-48
2/2/17	A	#24/21 Syracuse		L, 93-65
2/12/17	A	#14/15 Duke		L, 62-48
2/23/17	A	#8/11 Florida State		L, 79-48
2/26/17	H	#20/21 Syracuse		L, 73-57
<b>2017-18 (0-7)</b>				
12/7/17	A	#10/11 West Virginia		L, 73-52
1/18/18	H	#2/2 Louisville		L, 77-51
1/25/18	H	#5/5 Notre Dame		L, 87-53
1/28/18	H	#18/18 Duke		L, 58-46
2/4/18	H	#10/11 Florida State		L, 66-59
2/22/18	H	#21/22 NC State		L, 77-66

# GREAT PANTHER SCORERS (1,000+ POINTS)



1. **LORRI JOHNSON (1987-91)**  
2,312 CAREER POINTS  
113 GAMES >> 20.5 PPG



12. **XENIA STEWART (2005-09)**  
1,330 CAREER POINTS  
131 GAMES >> 10.1 PPG



2. **JENNIFER BRUCE (1981-85)**  
2,295 CAREER POINTS  
112 GAMES >> 20.5 PPG



13. **LIATU KING (2020-24)**  
1,168 CAREER POINTS  
107 GAMES >> 10.9 PPG




3. **SHAVONTE ZELLOUS (2005-09)**  
2,251 CAREER POINTS  
133 GAMES >> 16.9 PPG



14. **LATIA HOWARD (1994-96)**  
1,155 CAREER POINTS  
88 GAMES >> 13.1 PPG



4. **DEBBIE LEWIS (1977-82)**  
1,941 CAREER POINTS  
126 GAMES >> 15.4 PPG



15. **MANDY WITTENMYER (1999-03)**  
1,152 CAREER POINTS  
96 GAMES >> 12.0 PPG




5. **BRIANNA KIESEL (2011-15)**  
1,938 CAREER POINTS  
122 >> 15.9 PPG



16. **BROOKE STEWART (1999-03)**  
1,114 CAREER POINTS  
111 GAMES >> 10.0 PPG



6. **MARCEDES WALKER (2004-08)**  
1,870 CAREER POINTS  
125 GAMES >> 15.0 PPG



17. **CONNIE HURT (1987-91)**  
1,103 CAREER POINTS  
105 GAMES >> 10.5 PPG



7. **JONNA HUEMRICH (1990-94)**  
1,807 CAREER POINTS  
116 GAMES >> 15.6 PPG




18. **JANIA SIMS (2006-11)**  
1,097 CAREER POINTS  
109 GAMES >> 10.1 PPG



8. **PAM MIKLASEVICH (1979-83)**  
1,637 CAREER POINTS  
102 GAMES >> 16.0 PPG



19. **YACINE DIOP (2014-18)**  
1,093 CAREER POINTS  
93 GAMES >> 11.8 PPG



9. **WANDA RANDOLPH (1976-79)**  
1,479 CAREER POINTS  
78 GAMES >> 19.0 PPG




20. **DAYSHANNETTE HARRIS (2019-23)**  
1,085 CAREER POINTS  
102 GAMES >> 10.6 PPG



10. **TANEISHA HARRISON (2007-11)**  
1,372 CAREER POINTS  
130 GAMES >> 10.6 PPG



21. **JENNIFER SHINGLER (1986-90)**  
1,081 CAREER POINTS  
108 GAMES >> 10.0 PPG




11. **LAIN SELWYN (1999-03)**  
1,344 CAREER POINTS  
111 GAMES >> 12.1 PPG

## GREAT PANTHER REBOUNDERS (900+)



1. **MARCEDES WALKER (2004-08)**  
1,162 CAREER REBOUNDS



5. **JENNIFER BRUCE (1981-85)**  
998 CAREER REBOUNDS



2. **WANDA RANDOLPH (1976-79)**  
1,107 CAREER REBOUNDS



6. **PAM MIKLASEVICH (1979-83)**  
968 CAREER REBOUNDS



3. **GAIL AUGHBURNS (1978-82)**  
1,007 CAREER REBOUNDS



7. **JONNA HUEMRICH (1990-94)**  
954 CAREER REBOUNDS



4. **CHELSEA COLE (2007-11)**  
1,003 CAREER REBOUNDS



8. **LORRI JOHNSON (1987-91)**  
908 CAREER REBOUNDS

## PANTHERS 1,000 POINT /1,000 REBOUND CLUB



**MARCEDES WALKER (2004-08)**  
1,870 CAREER POINTS / 1,162 CAREER REBOUNDS



**WANDA RANDOLPH (1976-79)**  
1,479 CAREER POINTS / 1,107 CAREER REBOUNDS

# PANTHERS RECORDS

## INDIVIDUAL RECORDS

### SINGLE GAME

<b>Points</b>	45, Lorri Johnson vs. Kent State (12/18/90)
<b>Field Goal Attempts</b>	31, Wanda Randolph vs. Tennessee (12/16/77)
<b>Field Goal % (min. 10 attempts)</b>	1.000 (12-12), Kalista Walters vs. Chicago State (12/31/17)
<b>3FG Made</b>	7, 7x, last Alayna Gribble vs. Georgia Tech (1/14/18)
<b>3FG Attempts</b>	18, Erin Maloy vs. Miami (1/11/92)
<b>3FG Percentage</b>	100.0 (5-5) 2x, last Jasmine Whitney vs. Mount St. Mary's (11/12/16)
<b>Free Throws Made</b>	16, Laine Selwyn vs. Providence (2/26/02)
<b>Free Throw Attempts</b>	19, Jennifer Bruce vs. Seton Hall (2/13/85)
<b>Free Throw Percentage</b>	100.0, (13-13) Brenna Wise vs. Virginia Tech (2/16/17)
<b>Rebounds</b>	30, Debbie Jones vs. Glassboro (12/13/75)
<b>Assists</b>	16, 3x, last Laine Selwyn vs. St. Francis (12/30/01)
<b>Blocks</b>	11, Wanda Randolph vs. St. Joseph's (2/10/78)
<b>Steals</b>	10, Debbie Lewis vs. Wyoming (11/30/80)

### SEASON

<b>Points</b>	747, Shavonte Zellous (2008-09)
<b>Scoring Average</b>	24.3, Jennifer Bruce (1984-85)
<b>Field Goals Made</b>	266, Lorri Johnson (1988-89)
<b>3FG Made</b>	73, Erin Maloy (1991-92)
<b>Free Throws Made</b>	198, Shavonte Zellous (2008-09)
<b>Rebounds</b>	402, Wanda Randolph (1976-77)
<b>Assists</b>	186, Debbie Lewis (1981-82) & Kim Tirik (1983-84)
<b>Blocks</b>	93, Wanda Randolph (1977-78)
<b>Steals</b>	99, Carol Morton (1994-95)
<b>Minutes</b>	1,172, Mallorie Winn (2005-06) & Shavonte Zellous (2006-07)

### CAREER

<b>Points</b>	2,312, Lorri Johnson (1987-91)
<b>Field Goals Made</b>	896, Jennifer Bruce (1981-95)
<b>Field Goal Attempts</b>	1,862, Shavonte Zellous (2005-09)
<b>Field Goal Percentage</b>	.577, Turia Ransom (1989-93)
<b>3FG Made</b>	195, Brooke Stewart (1999-03)
<b>3FG Attempts</b>	641, Brooke Stewart (1999-03)
<b>Free Throws Made</b>	595, Shavonte Zellous (2005-09)
<b>Free Throw Attempts</b>	793, Shavonte Zellous (2005-09)
<b>Free Throw Percentage</b>	.814, Stephanie Petho (1992-96)
<b>Rebounds</b>	1,162, Mercedes Walker (2004-08)
<b>Assists</b>	638, Debbie Lewis (1977-81)
<b>Blocks</b>	241, Gail Aughburns (1978-82)
<b>Steals</b>	290, Carol Morton (1991-95)

## TEAM RECORDS

### SINGLE GAME

<b>Points</b>	112 vs. Allegheny CC (1/22/77) 112 vs. Bowie State (12/5/81)
<b>Field Goals Made</b>	51 vs. Allegheny CC (1/22/77)
<b>Field Goal Attempts</b>	113 vs. Kent State (1/24/77)
<b>3FG Made</b>	15 vs. Arkansas State (11/25/17)
<b>3FG Attempts</b>	35 vs. Notre Dame (1/25/18)
<b>Free Throws Made</b>	37 vs. Providence (1/23/10)
<b>Free Throw Attempts</b>	52 vs. St. John's (3/4/95)
<b>Rebounds</b>	84 vs. East Stroudsburg (12/3/76)
<b>Assists</b>	34 at Florida Atlantic (12/7/02)
<b>Blocks</b>	14 vs. Loyola (Md.) (11/30/14)
<b>Steals</b>	25 vs. Niagara (11/22/81)
<b>Fouls</b>	35 vs. Providence (2/8/89)

### SEASON

<b>Points</b>	2,465 (2007-08)
<b>Scoring Average</b>	77.8 (1976-77)
<b>Field Goal Percentage</b>	.464 (1984-85)
<b>3FG Percentage</b>	.355 (2008-09)
<b>Free Throw Percentage</b>	.754 (2016-17)
<b>Rebounds</b>	1,452 (2007-08)
<b>Rebound Average</b>	48.8 (1976-77)
<b>Assists</b>	508 (2007-08)
<b>Steals</b>	354 (1980-81)



**Lorri Johnson** is the Panthers all-time leading scorer with 2,312 career points scored as well as the single game scoring leader as she netted 45 points against Kent State in 1990.

# SCORING RECORDS

## TEAM RECORDS

### POINTS SCORED

Game	112 vs. Allegheny CC (1/22/77), vs. Bowie State (12/5/81)
Season	2,465 (2007-08)

### SCORING AVERAGE

Season	77.8 (1976-77)
--------	----------------

## INDIVIDUAL RECORDS

### POINTS SCORED

Game	45, Lorri Johnson vs. Kent State (12/18/90)
Season	747, Shavonte Zellous (2008-09)
Career	2,312, Lorri Johnson (1987-91)

### HIGHEST SCORING AVERAGE

Season	24.3, Jennifer Bruce (1984-85)
--------	--------------------------------

## CAREER LEADERS

### POINTS SCORED

	Pts.	Player	Seasons
1.	2,312	Lorri Johnson	1987-91
2.	2,295	Jennifer Bruce	1981-85
3.	2,251	Shavonte Zellous	2005-09
4.	1,941	Debbie Lewis	1978-82
5.	1,938	Brianna Kiesel	2011-15
6.	1,870	Mercedes Walker	2004-08
7.	1,807	Jonna Huemrich	1990-94
8.	1,637	Pam Miklasevich	1979-83
9.	1,479	Wanda Randolph	1976-79
10.	1,372	Taneisha Harrison	2007-11

## SEASON LEADERS

### POINTS SCORED

	Pts.	Player	Season
1.	747	Shavonte Zellous	2008-09
2.	681	Jennifer Bruce	1984-85
3.	677	Lorri Johnson	1988-89
4.	666	Jennifer Bruce	1983-84
5.	645	Lorri Johnson	1990-91
6.	631	Shavonte Zellous	2006-07
7.	619	Shavonte Zellous	2007-08
8.	598	Liatu King	2023-24
9.	590	Brianna Kiesel	2014-15
10.	578	Jennifer Bruce	1982-83

### BY CLASS

Freshman:	575	Pam Miklasevich	1979-80
Sophomore:	667	Lorri Johnson	1988-89
Junior:	666	Jennifer Bruce	1983-84
Senior:	747	Shavonte Zellous	2008-09

### SCORING AVERAGE

	PPG	Player	Season
1.	24.3	Jennifer Bruce	1984-85
2.	24.2	Lorri Johnson	1988-89
3.	23.8	Jennifer Bruce	1983-84
4.	23.0	Lorri Johnson	1990-91
5.	22.6	Shavonte Zellous	2008-09
6.	21.2	Wanda Randolph	1976-77
7.	20.6	Jennifer Bruce	1982-83
8.	20.3	Lorri Johnson	1989-90
9.	19.1	Shavonte Zellous	2006-07
10.	18.7	Liatu King	2023-24

## SINGLE-GAME LEADERS

	Pts.	Player	Date	Opponent
1.	45	Lorri Johnson	12/18/90	vs. Kent State
2.	42	Shavonte Zellous	12/21/08	vs. Florida
3.	39	Lorri Johnson	11/29/90	vs. Duquesne
	39	Lorri Johnson	1/11/89	vs. Syracuse
	39	Wanda Randolph	1/22/77	vs. Mercer

## YEAR-BY-YEAR LEADERS

Year	Leader	Pts.-Avg.
1974-75	Mary Ellen Klobchar	216-13.5
1975-76	Debbie Jones	334-13.9
1976-77	Wanda Randolph	550-21.2
1977-78	Wanda Randolph	500-18.5
1978-79	Wanda Randolph	429-17.1
1979-80	Pam Miklasevich	575-18.0
1980-81	Pam Miklasevich	432-14.9
1981-82	Debbie Lewis	464-16.6
1982-83	Jennifer Bruce	578-20.6
1983-84	Jennifer Bruce	666-23.8
1984-85	Jennifer Bruce	681-24.3
1985-86	Kim Gannis	382-14.7
1986-87	Sally Sheerer	342-14.3
1987-88	Lorri Johnson	422-14.6
1988-89	Lorri Johnson	677-24.2
1989-90	Lorri Johnson	568-20.3
1990-91	Lorri Johnson	645-23.0
1991-92	Jonna Huemrich	472-16.3
1992-93	Jonna Huemrich	485-18.0
1993-94	Jonna Huemrich	560-18.1
1994-95	Jenine Joyce/Stephanie Petho	357-12.8
1995-96	Latia Howard	409-13.6
1996-97	Latia Howard	446-14.9
1997-98	Alecia Balich	229-8.5
1998-99	Nickeia Morris	354-13.1
1999-00	Mandy Wittenmyer	339-12.1
2000-01	Mandy Wittenmyer	322-12.4
2001-02	Laine Selwyn	394-14.6
2002-03	Laine Selwyn	458-16.4
2003-04	Latoya Kincaid	374-14.4
2004-05	Mercedes Walker	347-13.3
2005-06	Mercedes Walker	553-16.8
2006-07	Shavonte Zellous	631-19.1
2007-08	Shavonte Zellous	619-18.2
2008-09	Shavonte Zellous	747-22.6
2009-10	Taneisha Harrison	400-12.9
2010-11	Taneisha Harrison	479-15.5
2011-12	Brianna Kiesel	408-13.6
2012-13	Brianna Kiesel	448-14.9
2013-14	Brianna Kiesel	492-16.4
2014-15	Brianna Kiesel	590-18.4
2015-16	Brenna Wise	332-10.7
2016-17	Brenna Wise	428-14.3
2017-18	Yacine Diop	470-15.7
2018-19	Danielle Garven	367-11.8
2019-20	Dayshanette Harris	380-12.7
2020-21	Jayla Everett	293-15.4
2021-22	Jayla Everett	271-13.6
2022-23	Amber Brown	295-9.8
2023-24	Liatu King	598-18.7



**Jennifer Bruce** led the Panthers in scoring three times during her impressive career. She currently ranks second in program history in career points (2,295) while posting the highest scoring average (24.3 ppg) during the 1984-85 campaign.

# REBOUNING RECORDS

## TEAM RECORDS

### REBOUNDS

Game	84 vs. East Stroudsburg (12/3/76)
Season	1,452 (2007-08)

### REBOUNDS PER GAME

Season	48.8 (1976-77)
--------	----------------

## INDIVIDUAL RECORDS

### REBOUNDS

Game	30, Debbie Jones vs. Glassboro (12/13/75)
Season	402, Wanda Randolph (1976-77)
Career	1,162, Mercedes Walker (2004-08)

### REBOUNDS PER GAME

Season	15.5, Wanda Randolph (1976-77)
--------	--------------------------------

## CAREER LEADERS

### REBOUNDS

	Rebs.	Player	Seasons
1.	1,162	Mercedes Walker	2004-08
2.	1,107	Wanda Randolph	1976-79
3.	1,007	Gail Aughburns	1978-82
4.	1,003	Chelsea Cole	2007-11
5.	998	Jennifer Bruce	1981-85
6.	968	Pam Miklasevich	1979-83
7.	954	Jonna Huemrich	1990-94
8.	908	Lorri Johnson	1987-91
9.	830	Liatu King	2023-24
10.	753	Shavonte Zellous	2005-09

## SEASON LEADERS

### REBOUNDS

	Rebs.	Player	Season
1.	402	Wanda Randolph	1976-77
2.	391	Pam Miklasevich	1987-90
3.	372	Wanda Randolph	1977-78
4.	340	Chelsea Cole	2009-10
5.	334	Debbie Jones	1975-76
6.	333	Wanda Randolph	1978-79
7.	329	Liatu King	2023-24
8.	320	Mercedes Walker	2007-08
9.	318	Chelsea Cole	2010-11
10.	306	Mercedes Walker	2006-07

### BY CLASS

Freshman:	402	Wanda Randolph	1976-77
Sophomore:	372	Wanda Randolph	1977-78
Junior:	340	Chelsea Cole	2009-10
Senior:	329	Liatu King	2023-24

### REBOUNDS PER GAME

	RPG	Player	Season
1.	15.5	Wanda Randolph	1976-77
2.	13.9	Debbie Jones	1975-76
3.	13.8	Wanda Randolph	1977-78
4.	13.3	Wanda Randolph	1978-79
5.	12.2	Pam Miklasevich	1979-80
6.	11.4	Debbie Jones	1974-75
7.	11.3	Chelsea Cole	2009-10
8.	10.3	Liatu King	2023-24
	10.3	Chelsea Cole	2010-11
	10.3	Jennifer Bruce	1983-84

## SINGLE-GAME LEADERS

	Rebs.	Player	Date	Opponent
1.	30	Debbie Jones	12/13/75	vs. Glassboro
2.	25	Wanda Randolph	2/18/77	vs. Lock Haven
3.	23	Pam Miklasevich	1/30/80	vs. Syracuse
	23	Wanda Randolph	2/24/77	vs. Edinboro
	23	Debbie Jones	2/28/76	vs. Temple

## YEAR-BY-YEAR LEADERS

Year	Leader	Rebs.-Avg.
1974-75	Debbie Jones	171-11.4
1975-76	Debbie Jones	334-13.9
1976-77	Wanda Randolph	402-15.5
1977-78	Wanda Randolph	372-13.8
1978-79	Wanda Randolph	333-13.3
1979-80	Pam Miklasevich	391-12.2
1980-81	Gail Aughburns	281-9.4
1981-82	Gail Aughburns	276-10.2
1982-83	Jennifer Bruce	268-9.6
1983-84	Jennifer Bruce	103-10.3
1984-85	Jennifer Bruce	246-8.8
1985-86	Sally Sheerer	151-6.3
1986-87	Sally Sheerer	198-8.3
1987-88	Sally Sheerer	192-6.6
1988-89	Lorri Johnson	243-8.7
1989-90	Lorri Johnson	228-8.1
1990-91	Lorri Johnson	256-9.1
1991-92	Jonna Huemrich	230-7.9
1992-93	Jonna Huemrich	233-8.6
1993-94	Jonna Huemrich	296-9.5
1994-95	Latia Howard	223-8.0
1995-96	Latia Howard	218-7.3
1996-97	Latia Howard	223-7.4
1997-98	Nickeia Morris	211-8.4
1998-99	Nickeia Morris	222-8.2
1999-00	Mandy Wittenmyer	218-7.8
2000-01	Mandy Wittenmyer	218-8.4
2001-02	Laine Selwyn	158-5.9
2002-03	Laine Selwyn	174-6.2
2003-04	Latoya Kincaid	190-7.3
2004-05	Mercedes Walker	236-9.1
2005-06	Mercedes Walker	300-9.1
2006-07	Mercedes Walker	306-9.6
2007-08	Mercedes Walker	320-9.4
2008-09	Shayla Scott	221-6.7
2009-10	Chelsea Cole	340-11.3
2010-11	Chelsea Cole	318-10.3
2011-12	Leeza Burdgett	210-7.2
2012-13	Asia Logan	201-7.2
2013-14	Asia Logan	208-6.7
2014-15	Stasha Carey	245-7.7
2015-16	Brenna Wise	235-7.6
2016-17	Brenna Wise	193-6.4
2017-18	Yacine Diop	193-6.4
2018-19	Cara Judkins	173-5.6
2019-20	Amber Brown	238-7.7
2020-21	Rita Igbokwe	117-6.2
2021-22	Rita Igbokwe	223-7.4
2022-23	Liatu King	228-7.6
2023-24	Liatu King	329-10.3



**Chelsea Cole** led Pitt in rebounding in 2009-10 (11.3 rpg) and 2010-11 (10.3 rpg). Her 11.3 rpg were the most in a single season by a Pitt player since 1979-80 when Pam Miklasevich grabbed 12.2 rpg.

# ASSIST RECORDS

## TEAM RECORDS

### MOST ASSISTS

Game	34 at Florida Atlantic (12/7/02)
Season	508 (2007-08)

## INDIVIDUAL RECORDS

### MOST ASSISTS

Game	16, Laine Selwyn vs. St. Francis (12/30/01)
	Kim Tirik vs. West Virginia (1/18/84)
	Debbie Lewis vs. La Salle (1/30/78)
Season	186, Kim Tirik (1983-84)
	Debbie Lewis (1981-82)
Career	638, Debbie Lewis (1977-81)

## CAREER LEADERS

### ASSISTS

	Asts.	Player	Seasons
1.	638	Debbie Lewis	1977-81
2.	592	Kim Tirik	1982-86
3.	534	Carol Morton	1991-95
4.	530	Laine Selwyn	1999-03
5.	433	Brianna Kiesel	2011-15
	433	Jania Sims	2006-11
7.	393	Jennifer Shingler	1986-90
8.	392	Xenia Stewart	2005-09
9.	374	Jasmine Whitney	2016-19
10.	366	Amy Kunich	2001-05

## SEASON LEADERS

### ASSISTS

	Asts.	Player	Season
1.	186	Kim Tirik	1983-84
	186	Debbie Lewis	1981-82
3.	184	Carol Morton	1993-94
4.	178	Carol Morton	1994-95
5.	170	Kim Tirik	1984-85
6.	165	Debbie Lewis	1979-80
7.	164	Laine Selwyn	2002-03
8.	161	LaToya Blanton	1998-99
9.	158	Laine Selwyn	2001-02
10.	152	Jania Sims	2006-07

## BY CLASS

Freshman:	152	Jania Sims	2006-07
Sophomore:	165	Debbie Lewis	1979-80
Junior:	184	Carol Morton	1993-94
Senior:	186	Debbie Lewis	1981-82

## SINGLE-GAME LEADERS

	Asts.	Player	Date	Opponent
1.	16	Laine Selwyn	12/30/01	vs. St. Francis
	16	Kim Tirik	1/18/84	vs. West Virginia
	16	Debbie Lewis	1/30/78	vs. La Salle
4.	15	Debbie Lewis	2/6/82	vs. Cleveland State
5.	14	Three players tied		

## YEAR-BY-YEAR LEADERS

Year	Leader	Asts.
1976-77	Kathy Paczkowski	46
1977-78	Debbie Lewis	108
1978-79	Kathy Paczkowski	119
1979-80	Debbie Lewis	165
1980-81	Debbie Lewis	150
1981-82	Debbie Lewis	186
1982-83	Kim Tirik	116
1983-84	Jennifer Bruce	103
1984-85	Kim Tirik	170
1985-86	Kim Tirik	116
1986-87	Jen Shingler	81
1987-88	Jen Shingler	101
1988-89	Jen Shingler	121
1989-90	Maureen McConnell	139
1990-91	Maureen McConnell	95
1991-92	Carol Morton	109
1992-93	Jonna Huemrich	68
1993-94	Carol Morton	184
1994-95	Carol Morton	178
1995-96	Jo Jo Guzman	109
1996-97	Jo Jo Guzman	127
1997-98	Monique Toney	72
1998-99	LaTonya Blanton	161
1999-00	Monique Toney	126
2000-01	Laine Selwyn	125
2001-02	Laine Selwyn	158
2002-03	Laine Selwyn	164
2003-04	Amy Kunich	53
2004-05	Amy Kunich	119
2005-06	Mallorie Winn	131
2006-07	Jania Sims	152
2007-08	Mallorie Winn	121
2008-09	Xenia Stewart	98
2009-10	Jania Sims	117
2010-11	Jania Sims	115
2011-12	Brianna Kiesel	89
2012-13	Brianna Kiesel	89
2013-14	Brianna Kiesel	111
2014-15	Brianna Kiesel	144
2015-16	Aysia Bugg	117
2016-17	Jasmine Whitney	100
2017-18	Jasmine Whitney	134
2018-19	Jasmine Whitney	140
2019-20	Dayshanette Harris	79
2020-21	Dayshanette Harris	70
2021-22	Dayshanette Harris	79
2022-23	Emy Hayford	53
2023-24	Marley Washenitz	109



**Jasmine Whitney** led the Panthers in assists three straight seasons (2016-19) while going over the 100 assist plateau in each season. Whitney ranks ninth in school history with 374 career assists.

# BLOCK RECORDS

## TEAM RECORDS

### MOST BLOCKS

Game 14 vs. Loyola (Md.) (11/30/14)

## INDIVIDUAL RECORDS

### BLOCKS

Game 11, Wanda Randolph vs. St. Joseph's (2/10/78)

Season 93, Wanda Randolph (1977-78)

Career 241, Gail Aughburns (1978-82)

## CAREER LEADERS

### BLOCKS

	Blks.	Player	Seasons
1.	241	Gail Aughburns	1978-82
2.	211	Wanda Randolph	1976-79
3.	203	Jennifer Bruce	1981-85
4.	190	Nickeia Morris	1996-00
5.	189	Connie Hurt	1987-91
6.	171	Chelsea Cole	2007-11
7.	170	Kim Tirik	1982-86
8.	162	Jill McElhinny	1989-93
9.	157	Rita Igbokwe	2019-2022
10.	147	Jennifer Shingler	1986-90

## SEASON LEADERS

### BLOCKS

	Blks.	Player	Season
1.	93	Wanda Randolph	1977-78
2.	83	Monica Wignot	2014-15
3.	77	Gail Aughburns	1979-80
4.	73	Gail Aughburns	1980-81
5.	68	Rita Igbokwe	2021-22
6.	64	Wanda Randolph	1978-79
7.	62	Connie Hurt	1989-90
8.	61	Nickeia Morris	1998-99
9.	60	Rita Igbokwe	2019-20
10.	59	Nickeia Morris	1997-98

## BY CLASS

Freshman:	60	Rita Igbokwe	2019-20
Sophomore:	93	Wanda Randolph	1977-78
Junior:	73	Gail Aughburns	1980-81
Senior:	83	Monica Wignot	2014-15

## SINGLE-GAME LEADERS

	Blks.	Player	Date	Opponent
1.	11	Wanda Randolph	2/10/78	vs. St. Joseph's
2.	10	Wanda Randolph	2/24/77	vs. Edinboro
3.	9	Monica Wignot	1/15/15	at Georgia Tech
	9	Gail Aughburns	1/16/80	vs. Edinboro
	9	Wanda Randolph	2/22/78	vs. Edinboro

## YEAR-BY-YEAR LEADERS

Year	Leader	Blks.
1975-76	Debbie Jones	13
1976-77	Wanda Randolph	54
1977-78	Wanda Randolph	93
1978-79	Wanda Randolph	64
1979-80	Gail Aughburns	77
1980-81	Gail Aughburns	73
1981-82	Gail Aughburns	56
1982-83	Jennifer Bruce	28
1983-84	Jennifer Bruce	29
1984-85	Jenny Tyner	39
1985-86	Tabatha Long	6
1986-87	Sally Sheerer	11
1987-88	Connie Hurt	26
1988-89	Connie Hurt	45
1989-90	Connie Hurt	62
1990-91	Connie Hurt	54
1991-92	Carolyn Miller	17
1992-93	Jonna Huemrich	27
1993-94	Jonna Huemrich	27
1994-95	Latia Howard	32
1995-96	Latia Howard	28
1996-97	Nickeia Morris	25
1997-98	Nickeia Morris	59
1998-99	Nickeia Morris	61
1999-00	Nickeia Morris	45
2000-01	Bettina Love	35
2001-02	Bettina Love	32
2002-03	Mandy Wittenmyer	19
2003-04	Jennifer Brown	20
2004-05	Jennifer Brown	24
2005-06	Mercedes Walker	36
2006-07	Mercedes Walker	35
2007-08	Chelsea Cole	38
2008-09	Pepper Wilson	44
2009-10	Chelsea Cole	43
2010-11	Chelsea Cole	56
2011-12	Kyra Dunn	36
2012-13	Asia Logan	19
2013-14	Asia Logan	37
2014-15	Monica Wignot	83
2015-16	Stasha Carey	48
2016-17	Brandi Harvey-Carr	31
2017-18	Kalista Walters	53
2018-19	Cara Judkins	34
2019-20	Rita Igbokwe	60
2020-21	Rita Igbokwe	29
2021-22	Rita Igbokwe	68
2022-23	Liatu King	43
2023-24	Liatu King	47



After a four-year standout career on the Pitt volleyball team, **Monica Wignot** played her first season of basketball in 2014-15 and recorded a team-high 83 blocks, the 2nd most in a single season in program history.

# STEAL RECORDS

## TEAM RECORDS

### MOST STEALS

Game	25 vs. Niagara (11/22/81)
Season	354 (1980-81)

## INDIVIDUAL RECORDS

### MOST STEALS

Game	10, Debbie Lewis vs. Wyoming (11/30/80)
Season	99, Carol Morton (1994-95)
Career	290, Carol Morton (1991-95)

## CAREER LEADERS

### STEALS

	Stls.	Player	Seasons
1.	290	Carol Morton	1991-95
2.	250	Debbie Lewis	1978-82
3.	232	Laine Selwyn	1999-03
4.	224	Jonna Huemrich	1990-94
5.	218	Lorri Johnson	1987-91
6.	209	Gail Aughburns	1978-82
7.	203	Jennifer Bruce	1981-85
8.	198	Brianna Kiesel	2011-15
9.	170	Kim Tirik	1982-86
10.	162	Jasmine Whitney	2016-19
	162	Jill McElhinny	1989-93

## SEASON LEADERS

### STEALS

	Stls.	Player	Season
1.	99	Carol Morton	1994-95
2.	94	Carol Morton	1993-94
3.	92	Debbie Lewis	1980-81
4.	86	Laine Selwyn	2002-03
5.	78	Debbie Lewis	1979-80
6.	76	Lisa Fubio	1984-85
7.	75	Lorri Johnson	1998-99
8.	71	Lorri Johnson	1989-90
	71	Gail Aughburns	1989-81
10.	68	Brianna Kiesel	2014-15

## BY CLASS

Freshman:	65	Michelle Katkowski	1996-97
Sophomore:	78	Debbie Lewis	1979-80
Junior:	94	Carol Morton	1993-94
Senior:	99	Carol Morton	1994-95

## SINGLE-GAME LEADERS

	Stls.	Player	Date	Opponent
1.	10	Debbie Lewis	11/30/80	vs. Wyoming
2.	9	Laine Selwyn	1/15/03	vs. Virginia Tech
	9	Carol Morton	1/14/95	vs. Boston College
	9	Debbie Lewis	12/6/80	vs. DePaul
	9	Debbie Lewis	1/26/80	vs. Maryland

## YEAR-BY-YEAR LEADERS

Year	Leader	Stls.
1978-79	Wanda Randolph	37
1979-80	Debbie Lewis	78
1980-81	Debbie Lewis	92
1981-82	Debbie Lewis	63
1982-83	Jennifer Bruce	67
1983-84	Lisa Fubio	60
1984-85	Lisa Fubio	76
1985-86	Kim Gannis	48
1986-87	Jane Plake	35
1987-88	Jen Shingler	30
1988-89	Lorri Johnson	75
1990-91	Jonna Huemrich	53
1991-92	Carol Morton	61
1992-93	Jill McElhinny	46
1993-94	Carol Morton	94
1994-95	Carol Morton	99
1995-96	Gina Montesano	48
1996-97	Michelle Katkowski	65
1997-98	Monique Toney	32
1998-99	LaTonya Blanton	39
1999-00	Monique Toney	41
2000-01	Laine Selwyn	53
2001-02	Laine Selwyn	67
2002-03	Laine Selwyn	86
2003-04	Latoya Kincaid	31
2004-05	Katie Histed	34
2005-06	Mercedes Walker	49
2006-07	Xenia Stewart	51
2007-08	Taneisha Harrison	38
2008-09	Xenia Stewart	52
2009-10	Taneisha Harrison	38
2010-11	Taneisha Harrison	34
2011-12	Ashlee Anderson	43
2012-13	Brianna Kiesel	46
2013-14	Brianna Kiesel	49
2014-15	Brianna Kiesel	68
2015-16	Stasha Carey	54
2016-17	Kauai Bradley	51
2017-18	Jasmine Whitney	52
2018-19	Jasmine Whitney	65
2019-20	Dayshyanette Harris	53
2020-21	Dayshyanette Harris	20
2021-22	Amber Brown	29
2022-23	Dayshyanette Harris	38
2023-24	Liatu King	59



**Laine Selwyn** ranks 3rd all-time in steals in a career at Pitt (232). She led the Panthers in thefts in three of her four seasons sporting the blue and gold.

# YEAR-BY-YEAR STATISTICAL LEADERS

## SCORING

Year	Leader	Pts.-Avg.
1974-75	Mary Ellen Klobchar	216-13.5
1975-76	Debbie Jones	334-13.9
1976-77	Wanda Randolph	550-21.2
1977-78	Wanda Randolph	500-18.5
1978-79	Wanda Randolph	429-17.1
1979-80	Pam Miklasevich	575-18.0
1980-81	Pam Miklasevich	432-14.9
1981-82	Debbie Lewis	464-16.6
1982-83	Jennifer Bruce	578-20.6
1983-84	Jennifer Bruce	666-23.8
1984-85	Jennifer Bruce	681-24.3
1985-86	Kim Gannis	382-14.7
1986-87	Sally Sheerer	342-14.3
1987-88	Lorri Johnson	422-14.6
1988-89	Lorri Johnson	677-24.2
1989-90	Lorri Johnson	568-20.3
1990-91	Lorri Johnson	645-23.0
1991-92	Jonna Huemrich	472-16.3
1992-93	Jonna Huemrich	485-18.0
1993-94	Jonna Huemrich	560-18.1
1994-95	Jenine Joyce/Stephanie Petho	357-12.8
1995-96	Latia Howard	409-13.6
1996-97	Latia Howard	446-14.9
1997-98	Alecia Balich	229-8.5
1998-99	Nickeia Morris	354-13.1
1999-00	Mandy Wittenmyer	339-12.1
2000-01	Mandy Wittenmyer	322-12.4
2001-02	Laine Selwyn	394-14.6
2002-03	Laine Selwyn	458-16.4
2003-04	Latoya Kincaid	374-14.4
2004-05	Mercedes Walker	347-13.3
2005-06	Mercedes Walker	553-16.8
2006-07	Shavonte Zellous	631-19.1
2007-08	Shavonte Zellous	619-18.2
2008-09	Shavonte Zellous	747-22.6
2009-10	Taneisha Harrison	400-12.9
2010-11	Taneisha Harrison	479-15.5
2011-12	Brianna Kiesel	408-13.6
2012-13	Brianna Kiesel	448-14.9
2013-14	Brianna Kiesel	492-16.4
2014-15	Brianna Kiesel	590-18.4
2015-16	Brenna Wise	332-10.7
2016-17	Brenna Wise	428-14.3
2017-18	Yacine Diop	470-15.7
2018-19	Danielle Garven	367-11.8
2019-20	Dayshyanette Harris	380-12.7
2020-21	Jayla Everett	293-15.4
2021-22	Jayla Everett	271-13.6
2022-23	Amber Brown	295-9.8
2023-24	Liatu King	598-18.7

## REBOUNDING

Year	Leader	Rebs.-Avg.
1974-75	Debbie Jones	171-11.4
1975-76	Debbie Jones	334-13.9
1976-77	Wanda Randolph	402-15.5
1977-78	Wanda Randolph	372-13.8
1978-79	Wanda Randolph	333-13.3
1979-80	Pam Miklasevich	391-12.2
1980-81	Gail Aughburns	281-9.4
1981-82	Gail Aughburns	276-10.2
1982-83	Jennifer Bruce	268-9.6
1983-84	Jennifer Bruce	103-10.3
1984-85	Jennifer Bruce	246-8.8
1985-86	Sally Sheerer	151-6.3
1986-87	Sally Sheerer	198-8.3
1987-88	Sally Sheerer	192-6.6
1988-89	Lorri Johnson	243-8.7
1989-90	Lorri Johnson	228-8.1
1990-91	Lorri Johnson	256-9.1
1991-92	Jonna Huemrich	230-7.9
1992-93	Jonna Huemrich	233-8.6

1993-94	Jonna Huemrich	296-9.5
1994-95	Latia Howard	223-8.0
1995-96	Latia Howard	218-7.3
1996-97	Latia Howard	223-7.4
1997-98	Nickeia Morris	211-8.4
1998-99	Nickeia Morris	222-8.2
1999-00	Mandy Wittenmyer	218-7.8
2000-01	Mandy Wittenmyer	218-8.4
2001-02	Laine Selwyn	158-5.9
2002-03	Laine Selwyn	174-6.2
2003-04	Latoya Kincaid	190-7.3
2004-05	Mercedes Walker	236-9.1
2005-06	Mercedes Walker	300-9.1
2006-07	Mercedes Walker	306-9.6
2007-08	Mercedes Walker	320-9.4
2008-09	Shayla Scott	221-6.7
2009-10	Chelsea Cole	340-11.3
2010-11	Chelsea Cole	318-10.3
2011-12	Leeza Burdgress	210-7.2
2012-13	Asia Logan	201-7.2
2013-14	Asia Logan	208-6.7
2014-15	Stasha Carey	245-7.7
2015-16	Brenna Wise	235-7.6
2016-17	Brenna Wise	193-6.4
2017-18	Yacine Diop	193-6.4
2018-19	Cara Judkins	173-5.6
2019-20	Amber Brown	238-7.7
2020-21	Rita Igbokwe	117-6.2
2021-22	Rita Igbokwe	223-7.4
2022-23	Liatu King	228-7.6
2023-24	Liatu King	329-10.3

## ASSISTS

Year	Leader	Asts.
1976-77	Kathy Paczkowski	46
1977-78	Debbie Lewis	108
1978-79	Kathy Paczkowski	119
1979-80	Debbie Lewis	165
1980-81	Debbie Lewis	150
1981-82	Debbie Lewis	186
1982-83	Kim Tirik	116
1983-84	Jennifer Bruce	103
1984-85	Kim Tirik	170
1985-86	Kim Tirik	116
1986-87	Jen Shingler	81
1987-88	Jen Shingler	101
1988-89	Jen Shingler	121
1989-90	Maureen McConnell	139
1990-91	Maureen McConnell	95
1991-92	Carol Morton	109
1992-93	Jonna Huemrich	68
1993-94	Carol Morton	184
1994-95	Carol Morton	178
1995-96	Jo Jo Guzman	109
1996-97	Jo Jo Guzman	127
1997-98	Monique Toney	72
1998-99	LaTonya Blanton	161
1999-00	Monique Toney	126
2000-01	Laine Selwyn	125
2001-02	Laine Selwyn	158
2002-03	Laine Selwyn	164
2003-04	Amy Kunich	53
2004-05	Amy Kunich	119
2005-06	Mallorie Winn	131
2006-07	Janias Sims	152
2007-08	Mallorie Winn	121
2008-09	Xenia Stewart	98
2009-10	Janias Sims	117
2010-11	Janias Sims	115
2011-12	Brianna Kiesel	89
2012-13	Brianna Kiesel	89
2013-14	Brianna Kiesel	111
2014-15	Brianna Kiesel	144
2015-16	Aysia Bugg	117

# YEAR-BY-YEAR STATISTICAL LEADERS

2016-17	Jasmine Whitney	100
2017-18	Jasmine Whitney	134
2018-19	Jasmine Whitney	140
2019-20	Dayshyanette Harris	79
2020-21	Dayshyanette Harris	70
2021-22	Dayshyanette Harris	79
2022-23	Emy Hayford	53
2023-24	Marley Washenitz	109

## BLOCKS

Year	Leader	Blks.
1975-76	Debbie Jones	13
1976-77	Wanda Randolph	54
1977-78	Wanda Randolph	93
1978-79	Wanda Randolph	64
1979-80	Gail Aughburns	77
1980-81	Gail Aughburns	73
1981-82	Gail Aughburns	56
1982-83	Jennifer Bruce	28
1983-84	Jennifer Bruce	29
1984-85	Jenny Tyner	39
1985-86	Tabatha Long	6
1986-87	Sally Sheerer	11
1987-88	Connie Hurt	26
1988-89	Connie Hurt	45
1989-90	Connie Hurt	62
1990-91	Connie Hurt	54
1991-92	Carolyn Miller	17
1992-93	Jonna Huemrich	27
1993-94	Jonna Huemrich	27
1994-95	Latia Howard	32
1995-96	Latia Howard	28
1996-97	Nickeia Morris	25
1997-98	Nickeia Morris	59
1998-99	Nickeia Morris	61
1999-00	Nickeia Morris	45
2000-01	Bettina Love	35
2001-02	Bettina Love	32
2002-03	Mandy Wittenmyer	19
2003-04	Jennifer Brown	20
2004-05	Jennifer Brown	24
2005-06	Mercedes Walker	36
2006-07	Mercedes Walker	35
2007-08	Chelsea Cole	38
2008-09	Pepper Wilson	44
2009-10	Chelsea Cole	43
2010-11	Chelsea Cole	56
2011-12	Kyra Dunn	36
2012-13	Asia Logan	19
2013-14	Asia Logan	37
2014-15	Monica Wignot	83
2015-16	Stasha Carey	48
2016-17	Brandi Harvey-Carr	31
2017-18	Kalista Walters	53
2018-19	Cara Judkins	34
2019-20	Rita Igbokwe	60
2020-21	Rita Igbokwe	29
2021-22	Rita Igbokwe	68
2022-23	Liatu King	43
2023-24	Liatu King	47

## STEALS

Year	Leader	Stls.
1978-79	Wanda Randolph	37
1979-80	Debbie Lewis	78
1980-81	Debbie Lewis	92
1981-82	Debbie Lewis	63
1982-83	Jennifer Bruce	67
1983-84	Lisa Fubio	60
1984-85	Lisa Fubio	76
1985-86	Kim Gannis	48
1986-87	Jane Plake	35
1987-88	Jen Shingler	30
1988-89	Lorri Johnson	75

1990-91	Jonna Huemrich	53
1991-92	Carol Morton	61
1992-93	Jill McElhinny	46
1993-94	Carol Morton	94
1994-95	Carol Morton	99
1995-96	Gina Montesano	48
1996-97	Michelle Katkowski	65
1997-98	Monique Toney	32
1998-99	LaTonya Blanton	39
1999-00	Monique Toney	41
2000-01	Laine Selwyn	53
2001-02	Laine Selwyn	67
2002-03	Laine Selwyn	86
2003-04	Latoya Kincaid	31
2004-05	Katie Histed	34
2005-06	Mercedes Walker	49
2006-07	Xenia Stewart	51
2007-08	Taneisha Harrison	38
2008-09	Xenia Stewart	52
2009-10	Taneisha Harrison	38
2010-11	Taneisha Harrison	34
2011-12	Ashlee Anderson	43
2012-13	Brianna Kiesel	46
2013-14	Brianna Kiesel	49
2014-15	Brianna Kiesel	68
2015-16	Stasha Carey	54
2016-17	Kauai Bradley	51
2017-18	Jasmine Whitney	52
2018-19	Jasmine Whitney	65
2019-20	Dayshyanette Harris	53
2020-21	Dayshyanette Harris	20
2021-22	Amber Brown	29
2022-23	Dayshyanette Harris	38
2023-24	Liatu King	59



A four-year starter at point guard for the Panthers, **Brianna Kiesel** led Pitt in steals for three straight seasons, becoming just the third player in program history to do so. As a senior, Kiesel snagged a career-high 68 steals.

# SINGLE GAME RECORDS

## INDIVIDUAL

### FIELD GOALS ATTEMPTED

	FGA	Player	Date	Opponent
1.	31	Wanda Randolph	12/16/77	vs. Tennessee
	31	Brianna Kiesel	2/6/13	vs. Providence
3.	30	Wanda Randolph	2/23/79	vs. Rutgers
	30	Wanda Randolph	12/21/78	vs. Clemson
5.	29	Debbie Lewis	3/4/78	vs. Penn State

### FIELD GOAL PERCENTAGE (MIN 8 MADE)

	FG%	Player (FGM-A)	Date	Opponent
1.	1.000	Kalista Walters (12-12)	12/31/17	vs. Chicago State
2.	.875	Lorri Johnson (14-16)	12/19/88	vs. Cleveland State

### 3FG MADE

	3FGM	Player	Date	Opponent
1.	7	Alayna Gribble	1/14/18	vs. Georgia Tech
	7	Alayna Gribble	2/2/17	at Syracuse
	7	Abby Dowd	1/14/12	at DePaul
	7	Haley Harguth	1/15/02	at Rutgers
	7	Haley Harguth	1/12/02	vs. Boston College
	7	Erin Maloy	2/1/92	vs. Providence
	7	Lorri Johnson	2/7/90	vs. Seton Hall

### 3FG ATTEMPTED

	3FGA	Player	Date	Opponent
1.	18	Erin Maloy	1/11/92	vs. Miami

### 3FG PERCENTAGE (MIN 4 MADE)

	3FG%	Player (3FGM-A)	Date	Opponent
1.	1.000	Jasmine Whitney (5-5)	11/12/16	vs. Mount St. Mary's
	1.000	Aysia Buqq (5-5)	11/27/15	vs. Old Dominion
3.	1.000	Ismi Prapa (4-4)	3/4/20	vs. Notre Dame
	1.000	Shayla Scott (4-4)	12/31/10	at Central Michigan
	1.000	Ashlee Anderson (4-4)	12/31/10	at Central Michigan

### FREE THROWS MADE

	FTM	Player	Date	Opponent
1.	16	Laine Selwyn	2/26/02	vs. Providence

### FREE THROWS ATTEMPTED

	FTA	Player	Date	Opponent
1.	19	Jennifer Bruce	2/13/85	vs. Seton Hall

### FREE THROW PERCENTAGE

	FT%	Player	Date	Opponent
1.	1.000	Brenna Wise (13-13)	2/16/17	vs. Virginia Tech
	1.000	Brianna Kiesel (12-12)	2/5/15	at NC State
	1.000	Shavonte Zellous (12-12)	3/3/07	vs. Cincinnati
4.	1.000	Latia Howard (11-11)	12/21/96	vs. Duquesne
5.	1.000	Jayla Everett (10-10)	11/29/20	vs. Hofstra
	1.000	Brianna Kiesel (10-10)	2/1/15	vs. Miami
	1.000	Jennifer Shingler (10-10)	1/30/90	vs. Providence

### POINTS

	Pts.	Player	Date	Opponent
1.	45	Lorri Johnson	12/18/90	vs. Kent State
2.	42	Shavonte Zellous	12/21/08	vs. Florida
3.	39	Lorri Johnson	11/29/90	vs. Duquesne
	39	Lorri Johnson	1/11/89	vs. Syracuse
	39	Wanda Randolph	1/22/77	vs. Mercer

### REBOUNDS

	Rebs.	Player	Date	Opponent
1.	30	Debbie Jones	12/13/75	vs. Glassboro
2.	25	Wanda Randolph	2/18/77	vs. Lock Haven
3.	23	Pam Piklasevich	1/30/80	vs. Syracuse
	23	Wanda Randolph	2/24/77	vs. Edinboro
	23	Debbie Jones	2/28/76	vs. Temple

### ASSISTS


	Asts.	Player	Date	Opponent
1.	16	Laine Selwyn	12/30/01	vs. St. Francis
	16	Kim Tirik	1/18/84	vs. West Virginia
	16	Debbie Lewis	1/30/78	vs. La Salle
4.	15	Debbie Lewis	2/6/82	vs. Cleveland State
5.	14	Three players tied		

### BLOCKS

	Blks.	Player	Date	Opponent
1.	11	Wanda Randolph	2/10/78	vs. St. Joseph's
2.	10	Wanda Randolph	2/24/77	vs. Edinboro
3.	9	Monica Wignot	1/15/15	at Georgia Tech
	9	Renita Aughburns	1/16/80	vs. Edinboro
	9	Wanda Randolph	2/22/78	vs. Edinboro

### STEALS

	Stls.	Player	Date	Opponent
1.	10	Debbie Lewis	11/30/80	vs. Wyoming
2.	9	Laine Selwyn	1/15/03	vs. Virginia Tech
	9	Carol Morton	1/14/95	vs. Boston College
	9	Debbie Lewis	12/6/80	vs. DePaul
	9	Debbie Lewis	1/26/80	vs. Maryland



**Wanda Randolph** is the only Panther in program history to record double digit blocks in a game as she recorded a preprogram record 11 swats vs. St. Joseph's in 1978 and 10 rejections against Edinboro in 1977.

# SINGLE GAME RECORDS

## TEAM

### POINTS

	Pts.	Opponent	Date	Result
Overall	112	at Allegheny CC	1/22/77	W, 112-25
	112	vs. Bowie State	12/5/81	W, 112-62
Home	112	vs. Bowie State	12/5/81	W, 112-62
Away	112	at Allegheny CC	1/22/77	W, 112-25
Neutral	109	vs. Kean	3/12/76	W, 109-72
In a loss	105	at Providence	2/8/89	L, 123-105
By an opponent	123	at Providence	2/8/89	L, 123-105
Both teams total	228	at Providence	2/8/89	L, 123-105

### FEWEST POINTS

	Pts.	Opponent	Date	Result
Overall	32	vs. Cheyney State	12/14/75	L, 47-32
	32	at St. John's	1/16/13	L, 61-32
Home	32	vs. Cheyney State	12/14/75	L, 47-32
Away	32	at St. John's	1/16/13	L, 61-32
Neutral	38	vs. Wake Forest	2/28/18	L, 72-38
In a win	49	vs. Villanova	2/25/95	W, 49-44
	49	vs. Penn State	11/18/98	W, 49-46
By an opponent	24	at Robert Morris	2/17/76	W, 62-24
Both teams total	71	at St. John's	1/27/01	L, 38-33

### FIELD GOALS MADE

	FGM	Opponent	Date
1.	51	vs. Allegheny CC	1/22/77

### FIELD GOALS ATTEMPTED

	FGA	Opponent	Date
1.	113	vs. Kent State	1/24/77

### 3FG MADE

	3FGM	Opponent	Date
1.	15	vs. Arkansas St.	11/25/17
2.	13	vs. Michigan	11/20/14

### 3FG ATTEMPTED

	3FGA	Opponent	Date
1.	35	vs. Notre Dame	1/25/18
2.	30	vs. North Carolina	2/14/21
	30	vs. Mt. St. Mary's	11/12/16
	30	vs. Duke	1/28/16

### FREE THROWS MADE

	FTM	Opponent	Date
1.	37	vs. Providence	1/23/10

### FREE THROWS ATTEMPTED

	FTA	Opponent	Date
1.	52	vs. St. John's	3/4/95

### REBOUNDS

	Rebs.	Opponent	Date
1.	84	vs. East Stroudsburg	12/3/76

### ASSISTS

	Assts.	Opponent	Date
1.	34	at FAU	12/7/02

### BLOCKS

	Blks.	Opponent	Date
1.	14	vs. Loyola (Md.)	11/30/14

### STEALS

	Stls.	Opponent	Date
1.	25	vs. Niagara	11/22/81



The Panthers connected on a program record 15 three-pointers in a 87-47 victory over Arkansas State inside the Pete on 11/25/17. Junior **Kauai Bradley** drilled a team-high three triples in the victory.



The Panthers grabbed a program record 68 rebounds in a home double overtime loss to Providence on Feb. 7, 2013. Freshman Loliya Briggs grabbed a career-high nine rebounds in the loss.

# SEASON RECORDS

## INDIVIDUAL

### FIELD GOALS MADE

FGM	Player	Season
1. 266	Lorri Johnson	1988-89
2. 259	Jennifer Bruce	1984-85
3. 246	Liatu King	2023-24
4. 245	Shavonte Zellous	2008-09
5. 243	Jennifer Bruce	1983-84
6. 241	Jennifer Bruce	1982-83
7. 240	Lorri Johnson	1990-91
8. 230	Pam Miklasevich	1979-80
9. 229	Shavonte Zellous	2007-08
10. 227	Wanda Randolph	1976-77

### 3PT FIELD GOALS MADE

3FGM	Player	Season
1. 73	Erin Maloy	1991-92
2. 71	Haley Harquth	2001-02
3. 65	Cassidy Walsh	2018-19
4. 60	Gabbie Green	2019-20
60	Mallorie Winn	2007-08
6. 59	Shavonte Zellous	2008-09
59	Mallorie Winn	2005-06
8. 58	Brooke Stewart	2000-01
9. 54	Taneisha Harrison	2010-11
10. 53	Taneisha Harrison	2009-10

### FREE THROWS MADE

FTM	Player	Season
1. 198	Shavonte Zellous	2008-09
2. 182	Shavonte Zellous	2006-07
3. 180	Jennifer Bruce	1983-84
4. 164	Brianna Kiesel	2014-15
5. 163	Jennifer Bruce	1984-85
6. 151	Brianna Kiesel	2013-14
7. 147	Shavonte Zellous	2007-08
147	Laine Selwyn	2002-03
9. 134	Mercedes Walker	2007-08
10. 128	Lorri Johnson	1990-91

### POINTS

Pts.	Player	Season
1. 747	Shavonte Zellous	2008-09
2. 681	Jennifer Bruce	1984-85
3. 677	Lorri Johnson	1988-89
4. 666	Jennifer Bruce	1983-84
5. 645	Lorri Johnson	1990-91
6. 631	Shavonte Zellous	2006-07
7. 619	Shavonte Zellous	2007-08
8. 598	Liatu King	2023-24
9. 590	Brianna Kiesel	2014-15
10. 578	Jennifer Bruce	1982-83

### POINTS AVERAGE

PPG	Player	Season
1. 24.3	Jennifer Bruce	1984-85
2. 24.2	Lorri Johnson	1988-89
3. 23.8	Jennifer Bruce	1983-84
4. 23.0	Lorri Johnson	1990-91
5. 22.6	Shavonte Zellous	2008-09
6. 21.2	Wanda Randolph	1976-77
7. 20.6	Jennifer Bruce	1982-83
8. 20.3	Lorri Johnson	1989-90
9. 19.1	Shavonte Zellous	2006-07
10. 18.7	Liatu King	2023-24

## INDIVIDUAL (CONT.)

### REBOUNDS

Rebs.	Player	Season
1. 402	Wanda Randolph	1976-77
2. 391	Pam Miklasevich	19879-80
3. 372	Wanda Randolph	1977-78
4. 340	Chelsea Cole	2009-10
5. 334	Debbie Jones	1975-76
6. 333	Wanda Randolph	1978-79
7. 329	Liatu King	2023-24
8. 320	Mercedes Walker	2007-08
9. 318	Chelsea Cole	2010-11
10. 306	Mercedes Walker	2006-07

### REBOUND AVERAGE

RPG	Player	Season
1. 15.5	Wanda Randolph	1976-77
2. 13.9	Debbie Jones	1975-76
3. 13.8	Wanda Randolph	1977-78
4. 13.3	Wanda Randolph	1978-79
5. 12.2	Pam Miklasevich	1979-80
6. 11.4	Debbie Jones	1974-75
7. 11.3	Chelsea Cole	2009-10
8. 10.3	Liatu King	2023-24
10.3	Chelsea Cole	2010-11
10.3	Jennifer Bruce	1983-84

### ASSISTS

Asts.	Player	Season
1. 186	Kim Tirik	1983-84
186	Debbie Lewis	1981-82
3. 184	Carol Morton	1993-94
4. 178	Carol Morton	1994-95
5. 170	Kim Tirik	1984-85

## INDIVIDUAL (CONT.)

6. 165	Debbie Lewis	1979-80
7. 164	Laine Selwyn	2002-03
8. 161	LaToya Blanton	1998-99
9. 158	Laine Selwyn	2001-02
10. 152	Jania Sims	2006-07

### BLOCKS

Blks.	Player	Season
1. 93	Wanda Randolph	1977-78
2. 83	Monica Wignot	2014-15
3. 77	Gail Aughburns	1979-80
4. 73	Gail Aughburns	1980-81
5. 68	Rita Igbokwe	2021-22
6. 64	Wanda Randolph	1978-79
7. 62	Connie Hurt	1989-90
8. 61	Nickeia Morris	1998-99
9. 60	Rita Igbokwe	2019-20
10. 59	Nickeia Morris	1997-98

### STEALS

Stls.	Player	Season
1. 99	Carol Morton	1994-95
2. 94	Carol Morton	1993-94
3. 92	Debbie Lewis	1980-81
4. 86	Laine Selwyn	2002-03
5. 78	Debbie Lewis	1979-80
6. 76	Lisa Fubio	1984-85
7. 75	Lorri Johnson	1998-89
8. 71	Lorri Johnson	1989-90
71	Gail Aughburns	1980-81
10. 68	Brianna Kiesel	2014-15



The 1983-84 campaign was one to remember for **Kim Tirik** as she tied the program record for assists in a season with 186 dimes as a sophomore. Tirik notched two seasons with at least 170 assists and currently ranks second on the Panthers all-time assists charts with 592 career assists to her name.

# TEAM SEASON RECORDS

## FIELD GOAL PERCENTAGE

	FG%	Season
1.	.464	1984-85
2.	.458	1983-84
	.458	1982-83
4.	.455	1975-76
5.	.444	1979-80
6.	.435	1992-93
7.	.434	1993-94
8.	.433	1999-00
	.433	2006-07
10.	.427	2010-11

## 3FG PERCENTAGE

	3FG%	Season
1.	.355	2008-09
2.	.353	2002-03
3.	.329	2007-08
4.	.327	2018-19
5.	.326	2003-04
	.326	1993-94
7.	.325	2009-10
8.	.320	2022-23
9.	.318	2017-18
10.	.317	2010-11

## FREE THROW PERCENTAGE

	FT%	Season
1.	.754	2016-17
2.	.740	2002-03
3.	.736	2008-09
4.	.720	1987-88
5.	.713	2010-11
6.	.708	2022-23
7.	.702	2023-24
	.702	1989-90
9.	.699	2006-07
10.	.697	2014-15

## SCORING AVERAGE

	PPG	Season
1.	77.8	1976-77
2.	76.0	1980-81
3.	75.5	1974-75
4.	75.2	1989-90
5.	73.5	1984-85
6.	73.0	1990-91
7.	72.8	1983-84
8.	72.3	1988-89
9.	71.9	1993-94
10.	71.6	1982-83

## POINTS

	Pts.	Season
1.	2,465	2007-08
2.	2,410	2008-09
3.	2,279	1980-81
4.	2,230	1993-94
5.	2,218	1979-80
6.	2,217	2005-06
7.	2,210	2006-07
8.	2,181	1989-90
9.	2,128	1976-77
10.	2,119	2009-10

## REBOUNDS

	Rebs.	Season
1.	1,452	2007-08
2.	1,437	2008-09
3.	1,401	1979-90
4.	1,355	2005-06
5.	1,317	1976-77
6.	1,316	2021-22
7.	1,313	1980-81
8.	1,302	2009-10
9.	1,282	2014-15
10.	1,266	2006-07

## REBOUND AVERAGE

	RPG	Season
1.	48.8	1976-77
2.	46.9	1975-76
3.	43.9	2021-22
4.	43.8	1980-81
	43.8	1979-80
6.	43.5	2008-09
	43.5	1977-78
8.	43.3	1990-91
9.	43.1	1974-75
10.	42.8	2004-05

## ASSISTS

	Asts.	Season
1.	508	2007-08
2.	486	2006-07
3.	479	2014-15
4.	477	2008-09
5.	476	2005-06
6.	464	1979-80
7.	460	2016-17
	460	2009-10
9.	456	1990-91
10.	450	2010-11

## STEALS

	Stls.	Season
1.	354	1980-81
2.	329	1981-82
3.	294	1979-80
4.	288	1990-91
5.	281	1982-83
6.	274	1994-95
7.	264	2017-18
	264	2007-08
9.	262	2002-03
	262	1989-90



The 2007-08 Panthers scored a program record 2,465 points as they advanced to their first Sweet 16 in school history. Junior guard **Shavonte Zellous** finished the season averaging 18.2 PPG while also averaging 20.7 PPG in the NCAA Tournament.

# TOP SEASON PERFORMANCES BY CLASS

## FRESHMAN

### POINTS

	Pts.	Player	Season
1.	575	Pam Miklasevich	1979-80
2.	550	Wanda Randolph	1976-77
3.	463	Penny Welsh	1979-80
4.	422	Lorri Johnson	1987-88
5.	408	Brianna Kiesel	2011-12

### REBOUNDS

	Rebs.	Player	Season
1.	402	Wanda Randolph	1976-77
2.	391	Pam Miklasevich	1979-80
3.	271	Penny Welsh	1979-80
4.	245	Stasha Carey	2014-15
5.	238	Amber Brown	2019-20

### ASSISTS

	Asts.	Player	Season
1.	152	Jania Sims	2006-07
2.	139	Maureen McConnell	1989-90
3.	116	Kim Tirik	1982-83
4.	113	Xenia Stewart	2005-06
5.	109	Carol Morton	1991-92

### BLOCKS

	Blks.	Player	Season
1.	60	Rita Igbokwe	2019-20
2.	54	Wanda Randolph	1976-77
3.	47	Stasha Carey	2014-15
4.	44	Pepper Wilson	2008-09
5.	38	Chelsea Cole	2007-08

### STEALS

	Stls.	Player	Season
1.	65	Michelle Katkowski	1996-97
2.	61	Carol Morton	1991-92
3.	60	Lisa Fubio	1983-84
4.	53	Dayshanette Harris	2019-20
	53	Jonna Huemrich	1990-91

### 3FG MADE

	3FG	Player	Season
1.	71	Haley Harguth	2001-02
2.	50	Brooke Stewart	1999-00
3.	46	Alayna Gribble	2016-17
4.	44	Maddy Brown	2005-06
5.	39	Avery Strickland	2022-23

## SOPHOMORE

### POINTS

	Pts.	Player	Season
1.	667	Lorri Johnson	1988-89
2.	631	Shavonte Zellous	2006-07
3.	578	Jennifer Bruce	1982-83
4.	553	Mercedes Walker	2005-06
5.	548	Debbie Lewis	1979-80

### REBOUNDS

	Rebs.	Player	Season
1.	372	Wanda Randolph	1977-78
2.	334	Debbie Homes	1975-76
3.	302	Gail Aughburns	1979-80
4.	300	Mercedes Walker	2005-06
5.	268	Jennifer Bruce	1982-83

### ASSISTS

	Asts.	Player	Season
1.	165	Debbie Lewis	1979-80
2.	161	LaTonya Blanton	1998-99
3.	134	Jasmine Whitney	2017-18
4.	125	Laine Selwyn	2000-01
5.	117	Aysia Bugg	2015-16

### BLOCKS

	Blks.	Player	Season
1.	93	Wanda Randolph	1977-78
2.	77	Gail Aughburns	1979-80
3.	59	Nickeia Morris	1997-98
4.	48	Stasha Carey	2015-16
5.	45	Connie Hurt	1988-89

### STEALS

	Stls.	Player	Season
1.	78	Debbie Lewis	1979-80
2.	76	Lisa Fubio	1984-85
3.	75	Lorri Johnson	1988-89
4.	67	Jennifer Bruce	1982-83
5.	54	Stasha Carey	2015-16

### 3FG MADE

	3FG	Player	Season
1.	71	Erin Maloy	1991-92
2.	58	Brooke Stewart	2000-01
3.	51	Fred Potvin	2014-15
3.	42	Aislin Malcolm	2023-24
	42	Kyla Nelson	2018-19
	42	Alayna Gribble	2017-18

## JUNIOR

### POINTS

	Pts.	Player	Season
1.	666	Jennifer Bruce	1983-84
2.	619	Shavonte Zellous	2007-08
3.	586	Lorri Johnson	1989-90
4.	523	Mallorie Winn	2005-06
5.	508	Mercedes Walker	2006-07

### REBOUNDS

	Rebs.	Player	Season
1.	340	Chelsea Cole	2009-10
2.	333	Wanda Randolph	1978-79
3.	306	Mercedes Walker	2006-07
4.	233	Jonna Huemrich	1992-93
5.	228	Liatu King	2022-23
	228	Lorri Johnson	1989-90

### ASSISTS

	Asts.	Player	Season
1.	184	Carol Morton	1993-94
2.	170	Kim Tirik	1984-85
3.	158	Laine Selwyn	2001-02
4.	150	Debbie Lewis	1980-81
5.	140	Jasmine Whitney	2018-19

### BLOCKS

	Blks.	Player	Season
1.	73	Gail Aughburns	1980-81
2.	68	Rita Igbokwe	2021-22
3.	65	Connie Hurt	1989-90
4.	64	Wanda Randolph	1978-79
5.	61	Nickeia Morris	1998-99

### STEALS

	Stls.	Player	Season
1.	94	Carol Morton	1993-94
2.	92	Debbie Lewis	1980-81
3.	71	Lorri Johnson	1989-90
	71	Gail Aughburns	1980-81
5.	67	Laine Selwyn	2001-02

### 3FG MADE

	3FG	Player	Season
1.	60	Gabbie Green	2019-20
2.	59	Mallorie Winn	2005-06
3.	53	Taneisha Harrison	2009-10
4.	52	Bella Perkins	2023-24
	52	Jayla Everett	2020-21

## SENIOR

### POINTS

	Pts.	Player	Season
1.	747	Shavonte Zellous	2008-09
2.	681	Jennifer Bruce	1984-85
3.	645	Lorri Johnson	1990-91
4.	598	Liatu King	2023-24
5.	590	Brianna Kiesel	2014-15

### REBOUNDS

	Rebs.	Player	Season
1.	329	Liatu King	2023-24
2.	320	Mercedes Walker	2007-08
3.	318	Chelsea Cole	2010-11
4.	296	Jonna Huemrich	1993-94
5.	276	Gail Aughburns	1981-82

### ASSISTS

	Asts.	Player	Season
1.	186	Debbie Lewis	1981-82
2.	178	Carol Morton	1994-95
3.	164	Laine Selwyn	2002-03
4.	157	LaTonya Blanton	1998-99
5.	144	Brianna Kiesel	2014-15

### BLOCKS

	Blks.	Player	Season
1.	83	Monica Wignot	2014-15
2.	56	Chelsea Cole	2010-11
	56	Gail Aughburns	1981-82
4.	54	Connie Hurt	1990-91
5.	47	Liatu King	2023-24

### STEALS

	Stls.	Player	Season
1.	99	Carol Morton	1994-95
2.	86	Laine Selwyn	2002-03
3.	68	Brianna Kiesel	2014-15
4.	63	Debbie Lewis	1981-82
5.	59	Liatu King	2023-24

### 3FG MADE

	3FG	Player	Season
1.	65	Cassidy Walsh	2018-19
2.	60	Mallorie Winn	2007-08
3.	59	Shavonte Zellous	2008-09
4.	54	Taneisha Harrison	2010-11
5.	52	Brianna Kiesel	2014-15

# CAREER RECORDS

## FIELD GOALS MADE

	FGM	Player	Seasons
1.	896	Jennifer Bruce	1981-85

## FIELD GOALS ATTEMPTED

	FGA	Player	Seasons
1.	1,862	Shavonte Zellous	2005-09

## FIELD GOAL PERCENTAGE

	FG%	Player	Seasons
1.	.586	Kalista Walters	2015-19
2.	.577	Turia Ransom	1989-93
3.	.534	Dallas Williams	1999-03
4.	.524	Farrah Woods	1994-98
5.	.523	Marcedes Walker	2004-08
6.	.517	Nickeia Morris	1996-00
7.	.491	Mandy Wittenmyer	1999-03
8.	.490	Lorri Johnson	1987-91
9.	.485	Chelsea Cole	2007-11
10.	.485	Jonna Huemrich	1990-94

## 3FG MADE

	3FGM	Player	Seasons
1.	195	Brooke Stewart	1999-03
2.	166	Erin Maloy	1990-94
3.	150	Taneisha Harrison	2007-11
4.	126	Fred Potvin	2013-16
5.	123	Brianna Kiesel	2011-15
6.	119	Mallorie Winn	2005-08
7.	118	Shayla Scott	2007-11
8.	117	Monique Toney	1997-01
9.	114	Haley Harguth	2001-03
10.	113	Alecia Balic	1995-99

## 3FG ATTEMPTED

	3FGA	Player	Seasons
1.	641	Brooke Stewart	1999-03
2.	497	Erin Maloy	1990-94
3.	489	Taneisha Harrison	2007-11
4.	434	Brianna Kiesel	2011-15
5.	379	Fred Potvin	2013-16
6.	362	Aysia Bugg	2014-20
7.	361	Shayla Scott	2007-11
8.	350	Mallorie Winn	2005-08
9.	340	Monique Toney	1997-01
10.	326	Kauai Bradley	2015-19

## FREE THROWS MADE

	FTM	Player	Seasons
1.	595	Shavonte Zellous	2005-09

## FREE THROWS ATTEMPTED

	FTA	Player	Seasons
1.	793	Shavonte Zellous	2005-09

## FREE THROW PERCENTAGE

	FT%	Player	Seasons
1.	.814	Stephanie Petho	1992-96
2.	.801	Pam Miklasevich	1979-83
3.	.795	Brianna Kiesel	2011-15
4.	.786	Janias Sims	2006-11
5.	.779	Jennifer Shingler	1986-90
6.	.778	Monique Toney	1997-01
7.	.770	Laine Selwyn	1999-03
8.	.768	Sally Sheerer	1984-88
9.	.760	Lorri Johnson	1987-91
10.	.757	Jill Colabrese	1990-94

## POINTS

	Pts.	Player	Seasons
1.	2,312	Lorri Johnson	1987-91
2.	2,295	Jennifer Bruce	1981-85
3.	2,251	Shavonte Zellous	2005-09
4.	1,941	Debbie Lewis	1978-82
5.	1,938	Brianna Kiesel	2011-15
6.	1,870	Marcedes Walker	2004-08
7.	1,807	Jonna Huemrich	1990-94
8.	1,637	Pam Miklasevich	1979-83
9.	1,479	Wanda Randolph	1976-79
10.	1,372	Taneisha Harrison	2007-11

## REBOUNDS

	Rebs.	Player	Seasons
1.	1,162	Marcedes Walker	2004-08
2.	1,107	Wanda Randolph	1976-79
3.	1,007	Gail Aughburns	1978-82
4.	1,003	Chelsea Cole	2007-11
5.	998	Jennifer Bruce	1981-85
6.	968	Pam Miklasevich	1979-83
7.	954	Jonna Huemrich	1990-94
8.	908	Lorri Johnson	1987-91
9.	830	Liattu King	2023-24
10.	753	Shavonte Zellous	2005-09

## ASSISTS

	Asts.	Player	Seasons
1.	638	Debbie Lewis	1977-81
2.	592	Kim Tirik	1982-86
3.	534	Carol Morton	1991-95
4.	530	Laine Selwyn	1999-03
5.	433	Brianna Kiesel	2011-15
6.	433	Janias Sims	2006-11
7.	393	Jennifer Shingler	1986-90
8.	392	Xenia Stewart	2005-09
9.	374	Jasmine Whitney	2016-19
10.	366	Amy Kunich	2001-05

## BLOCKS

	Blks.	Player	Seasons
1.	241	Gail Aughburns	1978-82
2.	211	Wanda Randolph	1976-79
3.	203	Jennifer Bruce	1981-85
4.	190	Nickeia Morris	1996-00
5.	189	Connie Hurt	1987-91
6.	171	Chelsea Cole	2007-11
7.	170	Kim Tirik	1982-86
8.	162	Jill McElhinny	1989-93
9.	157	Rita Igbokwe	2019-22
10.	147	Jennifer Shingler	1986-90

## STEALS

	Stls.	Player	Seasons
1.	290	Carol Morton	1991-95
2.	250	Debbie Lewis	1978-82
3.	232	Laine Selwyn	1999-03
4.	224	Jonna Huemrich	1990-94
5.	218	Lorri Johnson	1987-91
6.	209	Gail Aughburns	1978-82
7.	203	Jennifer Bruce	1981-85
8.	198	Brianna Kiesel	2011-15
9.	170	Kim Tirik	1982-86
10.	169	Kauai Bradley	2015-19



Dominant center **Marcedes Walker** (2004-08) closed out her impressive career for the Panthers as the all-time leading rebounder (1,162) while also ranking sixth in career points (1,870).

# PETERSEN EVENTS CENTER



A 12,508-seat basketball and multipurpose arena, the Petersen Events Center serves as the home for the Pitt men's and women's basketball programs, as well as numerous campus events, graduation ceremonies, concerts and modern recreational and fitness facilities.

Combined with the premier venues of Heinz Field, the UPMC Sports Performance Complex, the Fitzgerald Field House, Trees Pool and Petersen Sports Complex, the Petersen Events Center offers students, parents and fans an enthralling sports experience that stretches from Oakland to the South Side to the booming North Shore.

## UPDATED AMENITIES:

The Petersen Events Center looked significantly different for the 2019-20 season with the court flip as well as extensive upgrades and improvements throughout the venue. Already bolstered by the \$12.5 million addition of Pitt Studios in 2018, The Pete now features: LED lighting throughout the entire building, a new state-of-the-art centerhung video board, two end zone replay/stats boards, free public WiFi and a dedicated media WiFi network, a new media seating area and media room, enhanced and expanded premium seating areas, new in venue dining options at the PEC Food Court, and improved directional signage and environmental branding throughout the venue.

Back of the house upgrades included: men's and women's basketball locker room and lounge renovations, an enhancement of the teaching space with the creation of a theatre-style video room, expansion of the basketball office space with a new grand entrance as well as conference rooms for men's and women's basketball, redesign of areas around the locker rooms to create a more dynamic pathway to and from the main court.

## PREMIUM SEATING UPGRADES/EXPANSION:

The Petersen Events Center features several premium seating options including; the Courtside Club, Platinum Club, Champions Club, and upper and lower level suites. All premium seating sections (outside of the suites) are available for purchase as part of the reseat process and have access to the Campus View Club.

## PEC FOOD COURT

The food court on the lawn level of Petersen Events Center will also see changes heading into 2019-20 with Chik-fil-a and a new sushi location, Roc 'N Rolled, joining Sub Connection, Salad Sensations and Burrito Bowl as reliable, high quality food stops housed within the Petersen Events Center. The PEC Food Court is open daily throughout the school year, including during games and other special events at the venue.

## YEARLY RECORDS AT PETERSEN EVENTS CENTER (22 SEASONS)

YEAR	WINS	LOSSES	PCT.
2002-03	8	6	.571
2003-04	3	12	.200
2004-05	2	8	.200
2005-06	12	4	.750
2006-07	11	2	.846
2007-08	9	2	.818
2008-09	14	1	.933
2009-10	10	8	.556
2010-11	8	7	.533
2011-12	6	11	.353
2012-13	7	10	.412
2013-14	6	9	.353
2014-15	15	3	.833
2015-16	6	9	.353
2016-17	11	6	.647
2017-18	8	10	.444
2018-19	6	10	.375
2019-20	3	12	.200
2020-21	3	7	.300
2021-22	7	8	.467
2022-23	7	9	.438
2023-24	5	11	.313
<b>TOTALS</b>	<b>167</b>	<b>165</b>	<b>.503</b>

# PETERSEN EVENTS CENTER RECORDS

## PITTSBURGH RECORDS

TEAM	STAT	INDIVIDUAL
104 vs. Norfolk State (12/29/02)	Points	36, Asia Logan vs. William & Mary (11/11/12)
39, 3x; last vs. WKU (12/30/08)	FG Made	13, 4x; last by Liatu King vs. Notre Dame (1/4/24)
81 vs. Louisville (2/8/06)	FG Attempted	31, Brianna Kiesel vs. Providence (2/6/13)
67.2 vs. Youngstown State (11/29/08)	FG Percentage	1.000 (min. 5 made) 12-of-12, Kalista Walters vs. Chicago State (12/31/17)
13 vs. Michigan (11/20/14)	3FG Made	6, 3x; last by Aysia Bugg vs. Central Conn. State (11/11/19)
30, 3x; last vs. North Carolina (2/14/21)	3FG Attempted	15, Jessica Allen vs. Clemson (12/21/03)
69.2 (min. 5 attempts) vs. Akron (11/22/05)	3FG Percentage	1.000 (min. 5 made), 5-of-5 by Jasmine Whitney vs. Mount St. Mary's (11/12/16)
30 vs. Syracuse (1/9/08)	FT Made	15, Brianna Kiesel vs. Central Michigan (11/20/11)
37 vs. Syracuse (1/9/08)	FT Attempted	17, Brianna Kiesel vs. Central Michigan (11/20/11)
94.7, 18-of-19, (min. 6 made) vs. Holy Cross (12/6/15)	FT Percentage	1.000 (multiple times), last 10-10 by Jayla Everett vs. Hofstra (11/29/20)
68 vs. Providence (2/6/13)	Rebounds	22, Chelsea Cole vs. Seton Hall (2/20/10)
32 vs. Slippery Rock (11/23/16)	Assists	14, 2x; last by Shavonte Zellous vs. DePaul (2/24/07)
28, 3x; last vs. Boston College (3/3/24)	Turnovers	12, Marley Washenitz vs. West Virginia (11/11/23)
14 vs. Loyola (11/30/14)	Blocks	6, 3x; last by Liatu King vs. Georgia Tech (1/7/24)
18 vs. New Orleans (11/9/18)	Steals	8, Shayla Scott vs. Youngstown State (11/12/10)

## OPPONENT RECORDS

TEAM	STAT	INDIVIDUAL
112 by Notre Dame (1/16/14)	Points	37, Ella Stemmer (Lehigh, 12/10/23)
40 by Notre Dame (1/16/14)	FG Made	13, Laura Kurz (Villanova, 2/18/09)
78 by Notre Dame (2/3/09)	FG Attempted	30, Kelly Mazzante (Penn State, 12/14/02)
62.2 by Xavier (12/28/03)	FG Percentage	
19 by Lehigh (12/10/23)	3FG Made	10, Ella Stemmer (Lehigh, 12/10/23)
48 by Youngstown State (11/12/10)	3FG Attempted	18, 2x; last by Dyaisha Fairl (Syracuse, 1/21/24)
75.0 (9-of-12) by Notre Dame (1/6/14)	3FG Percentage	1.000 (5-for-5) by Kate Deeble (Wake Forest, 2/22/24)
34 by Syracuse (1/7/12)	FT Made	15, lasia Hemingway (Syracuse, 1/7/12)
39 by George Mason (11/25/20)	FT Attempted	18, Alex Klein (Bryant, 12/6/16)
59 by Bucknell (11/8/13)	Rebounds	21, Sugriery Monsac (Robert Morris (12/1/04)
27 by Connecticut (2/21/12)	Assists	14, Nadirah McKenith (St. John's, 3/1/10)
29 (2x), last by New Orleans (11/9/18)	Turnovers	12, Jill Furstenburg (Providence, 2/19/05)
10 (4x) last by Lafayette (12/31/11)	Blocks	6 (3x), last Rashidat Junaid (Rutgers, 1/10/10)
18 by West Virginia (11/11/23)	Steals	7, 2x; last by JoJo Lacey (Boston College, 3/3/24)



# ALL-TIME LETTERWINNERS

## A

Alexander, Autumn.....	1999-00
Allen, Jessica.....	2002-05
Anderson, Ashlee.....	2009-14
Anderson, Marvadene "Bubbles".....	2011-16
Anderson, Rita.....	1987-90
Andrews, Jamie.....	1974-75
Arent, Lori.....	1980-81
Aughburns, Gail.....	1978-82
Ayodele, Rapuluchi.....	2023-24

## B

Bajuszik, Joyce.....	1973-75
Baker, Diedra.....	1987-88
Baker, Sandy.....	1988-91
Balich, Alecia.....	1995-99
Barkley, Celeste.....	1999-01
Barr, Pam (MGR).....	1982-85
<b>Battle, Aaryn..... 2023-Pres.</b>	
Becher, Denise.....	1987-89
<b>Biggs, Audrey..... 2024-Pres.</b>	
Blanton, LaTonya.....	1997-99
Bolfert, Tressa.....	1992-96
<b>Boswell, Raeven..... 2023-Pres.</b>	
Bradley, Kauai.....	2015-19
Braxton, Ashleigh.....	2006-08
Briggs, Loliya.....	2011-14
Brizzi, Brianna.....	2011-13
Brown, Amber.....	2019-23
Brown, Jennifer.....	2003-05
Brown, Maddy.....	2005-06
Bruce, Jennifer.....	1981-85
Bugg, Aysia.....	2014-20
Burdgess, Leeza.....	2009-11
Burkholder, Leann.....	1986-88
Byrd, Shaunda.....	1985-89

## C

Callan, Julie.....	1983-84
Campbell, Jackie.....	1998-02
Carey, Stasha.....	2014-16
Chatzileonti, Ioanna.....	2023-24
Clesca, Sandrine.....	2020-23
Colabrese, Jill.....	1990-94
Cole, Chelsea.....	2007-11
Collins, Stephanie.....	1981-85
Conway, Jan.....	1975-76
Cook, Tanisha.....	1998-99
Coyne, Sharon.....	1974-75

## D

Daniels, LaRochelle.....	1981-82
Davis, Marquel.....	2010-14
Diehl, Leslie.....	1975-76
DiGiacomo, Cindy.....	1975-76

Diop, Yacine.....	2014-18
DiVirgilio, Netty.....	1974-75
Dolby, Lori.....	1980-81
Dorogy, Mary Beth.....	1974-75
Dowd, Abby.....	2010-13
Dugan, Peggy.....	1976-80
Dugan, Carol.....	1978-82
Dunn, Kyra.....	2010-12
Dunn, Mary.....	2021-22
Durham, LaTonya.....	1995-96

## E

Earp, Shavon.....	2002-03
Elder, Dana.....	1975-79
<b>Elmore, MaKayla..... 2024-Pres.</b>	
Evans, Gail.....	1973-75
Evans, Tracy.....	1978-79
Everett, Jayla.....	2020-22
Exanor, Taisha.....	2020-23
Ezeja, Cynthia.....	2019-23

## F

Falvey, Susan.....	1985-89
<b>Faye, Khadija..... 2024-Pres.</b>	
Fessler, Lisa.....	1989-93
Fingers, Tiffany.....	1989-93
Ford, Jenean.....	2000-01
Fornadel, Julie.....	1991-96
Fournier, Jackie.....	2000
Fry, Robin.....	1975-79
Fubio, Lisa.....	1983-85
Fuller, Yasmin.....	2010-11

## G

Gannis, Kim.....	1982-86
Gannon, Kathy.....	1979-81
Garven, Danielle.....	2017-19
George, Pam.....	1982-83
Gibbs, Destinie.....	2015-17
Gibbs, Ronda.....	1981-83
Gilhooley, Ellen.....	1981-85
Golden, Chyna.....	2011-14
Gordon, Brittany.....	2011-16
Green, Gabbie.....	2019-21
Greene, Sharon.....	1980-81
Gribble, Alayna.....	2016-19
Griffiths, Cindy.....	1982-83
Guzman, Jo Jo.....	1994-97

## H

Halesworth, Valerie.....	1984-87
Harguth, Haley.....	2001-03
Harris, Dayshanette.....	2019-23
Harrison, Taneisha.....	2007-11
Harvey-Carr, Brandi.....	2016-17

Hayford, Emy.....	2019-23
Henry, Jaala.....	2017-19
Higgins, Bridget.....	2012-13
Histed, Katie.....	2002-05
Holman, Amy.....	1985-89
Holmes, Holly.....	1987-89
Howard, Latia.....	1993-98
Huemrich, Jonna.....	1990-94
Hueston, Tracey.....	2020-22
Hughes, Brooke.....	2003-06
Hunter, Tamica.....	1996-99
Hurt, Connie.....	1987-91
Hutcherson, Gabby.....	2022-24
Hyman, Brooke.....	1998-99

## I

Igbokwe, Rita.....	2019-22
--------------------	---------

## J

<b>Jenkins, Amiya..... 2024-Pres.</b>	
Johnson, Lorri.....	1987-91
Johnson, Maliyah.....	2021-23
<b>Johnson, Mikayla..... 2024-Pres.</b>	
Judkins-, Cara.....	2017-21
Jones, Debbie.....	1974-76
Jordan, Jala.....	2023-24
Joyce, Jenine.....	1990-95

## K

Kantner, Dee Dee.....	1979-80
Katkowski, Michelle.....	1996-00
Kelleher, Jennifer.....	2000-01
Kiesel, Brianna.....	2011-15
Kincaid, Latoya.....	2002-04
King, Liatu.....	2020-24
Klobchar, Mary Ellen.....	1974-75
Knight, Jahsyni.....	2018-20
Kosciotek, Ann Marie.....	1976-77
Koziol, Susan.....	1980-81
Krueger, McKenzie.....	1996-98
Krupski, Carol.....	1973-75
Kunich, Amy.....	2001-05

## L

Labach, Nancy.....	1976-77
Lamark, Marcella.....	2019-21
Lamb, Tania.....	2015-18
Larkin, Bridget.....	2002-05
Lawrence, LaTonya.....	1996-00
Lesnick, Linda.....	1975-78
Lewis, Channise.....	2022-23
Lewis, Debbie.....	1977-81
Lim, Karlyle.....	2004-08
Loeffler, Kit.....	1975-79
Logan, Asia.....	2010-14

Long, Tabatha.....1985-89  
Love, Bettina.....1999-02  
Love, Lynn.....1979-83  
Lyons, Tehya.....2018-19

---

**M**

---

Mack, Whitney .....1987-91  
**Malcolm, Aislin ..... 2022-Pres.**  
Maloy, Erin.....1990-94  
Maser, Joan .....1975-77  
Matarazzi, Becky .....1976-77  
Maziarz, Rebecca .....1981-85  
McCallister, Melanie .....1979-81  
McConnell, Maureen.....1989-91  
McElhinny, Jill .....1989-93  
McManus, Cora .....2011-15  
Miklasevich, Pam .....1979-83  
Montesano, Gina.....1995-00  
Montgomery, Patricia.....1974-75  
Moore, Stacy.....2002-04  
Morris, Allisha .....2001-05  
Morris, Nickeia .....1996-00  
Morton, Carol .....1991-95  
Miles, Katina.....1993-94  
**Miles, Brooklyn..... 2024-Pres.**  
Miller, Carolyn.....1990-94  
Miller, Erin.....1993-95  
Murray, Debra .....1977-79

---

**N**

---

Nelson, Kellie .....1995-96  
Nelson, Kyla.....2017-20  
Novosel, Pam .....1983-87  
Nwude, Selena.....2006-10

---

**O**

---

Ogoke, Sarah .....2008-10

---

**P**

---

Paczkowski, Kathy.....1976-80  
Parey, Renee .....1973-75  
Paul, Patricia .....1983-87  
**Perkins, Bella ..... 2023-Pres.**  
Petho, Stephanie .....1992-96  
Pettepier, Krista.....2011-13  
Plake, Jane .....1983-87  
Popovec, Kate .....2008-10  
Porter, TiAnna.....2011-12  
Potvin, Fred.....2013-16  
Prapa, Ismini .....2018-22

---

**R**

---

Randolph, Wanda .....1976-79  
Ransom, Turia .....1989-93  
Raymond, Kim .....1974-78  
Rehm, Anne .....1978-80

Renaud, Jessica.....2010-11  
Roma, Renee .....1981-83  
Rodriguez, Pika .....2017-19  
Rodriguez, Rita.....1977-79  
**Rust, Lauren ..... 2023-Pres.**  
Ryndycz, Jessica.....2000-02

---

**S**

---

Sallard, Sophronia.....2007-10  
Schneider, Margie .....1974-75  
Scott, Shayla .....2007-11  
Selwyn, Laine.....1999-03  
Senkowski, Mimi .....1975-78  
Senneca, Kelly .....1993-97  
Serio, Jordan .....2014-15  
Serio, Madison.....2015-17  
Shaffer, Carolyn.....1980-81  
Sheerer, Sally .....1984-88  
Shingler, Jennifer.....1986-90  
Sholokhova, Vika.....2004-05  
Siedel, Geri .....1974-75  
Sims, Jania .....2006-11  
Singleton, Phyllis.....1974-75  
Sitlinger, Jill .....1985-89  
Stewart, Brooke.....1999-03  
Stewart, Xenia .....2005-09  
Stinner, Debbie.....1974-75  
Strickland, Avery .....2022-23  
Stripling, Stephanie.....1977-79  
Strother, Destiny.....2020-23  
Stufflet, Sheila .....2000-04  
Szramowski, Kathy.....1974-76  
Swain, Robyn .....1999-00

---

**T**

---

Tafen, Sylvie .....2005-08  
Tarasi, Beth .....1980-82  
Taylor, Cheron.....2002-06  
Taylor, Danielle .....2003-07  
Thompson, Melissa .....1993-97  
Thomas, Brittaney.....2008-10  
Threatt, Karen .....1986-90  
Timmerson, Jasmine .....2023-24  
Tirik, Kim .....1982-86  
Toney, Monique .....1997-01  
Tuney, Terru .....1973-74  
Tyner, Jennifer .....1983-87

---

**V**

---

Vogt, Terri .....1975-77

---

**W**

---

Walker, Mercedes .....2004-08  
Walsh, Cassidy.....2015-19  
Walters, Kalista .....2015-19  
Warren, Jaime .....1994-96  
**Washenitz, Marley ..... 2022-Pres.**  
Webb, Kortni.....1995-99

Welch, Chelsea .....2013-14  
Welsh, Barb .....1975-78  
Welsh, Penny.....1979-81  
Whitney, Jasmine .....2016-19  
Whitworth, Nicole.....1997-99  
Wigham, Kim .....1980-81  
Wignot, Monica .....2014-15  
Williams, Dallas.....1999-03  
**Williams, Kiara ..... 2024-Pres.**  
Wilson, Shawnice .....2008-10  
Winn, Mallorie .....2005-08  
Wise, Brenna .....2015-17  
Wittenmyer, Mandy .....1999-03  
Woods, Farrah .....1994-98

---

**Z**

---

Zaken, Diane.....1974-78  
Zellous, Shavonte .....2004-09  
Ziemba, Anita.....1974-75