

# 2022 Pitt Baseball Game Notes

Media Relations: Korey Blucas • kblucas@athletics.pitt.edu • (724) 799-4480 • 3719 Terrace St. Pittsburgh, Pa. 15261

## 2022 SCHEDULE

### FEBRUARY

|    |            |                      |             |
|----|------------|----------------------|-------------|
| 18 | Canisius!  | Port Charlotte, Fla. | L, 11-3     |
| 19 | Canisius!  | Port Charlotte, Fla. | W, 12-2     |
| 19 | Canisius!  | Port Charlotte, Fla. | W, 4-0      |
| 20 | Canisius!  | Port Charlotte, Fla. | L, 15-7     |
| 25 | Bradley\$  | Nashville, Tenn.     | W, 4-3      |
| 26 | Bradley\$  | Nashville, Tenn.     | L, 3-2      |
| 26 | Lipscomb\$ | Nashville, Tenn.     | W, 16-0 (7) |
| 27 | Lipscomb\$ | Nashville, Tenn.     | W, 6-5      |

### MARCH

|    |                     |                      |           |
|----|---------------------|----------------------|-----------|
| 4  | Army%               | Fayetteville, N.C.   | L, 5-3    |
| 5  | Ohio State%         | Fayetteville, N.C.   | W, 6-5    |
| 6  | Campbell%           | Fayetteville, N.C.   | W, 11-5   |
| 9  | High Point          | High Point, N.C.     | W, 15-5   |
| 11 | #14 North Carolina* | Chapel Hill, N.C.    | L, 7-4    |
| 12 | #14 North Carolina* | Chapel Hill, N.C.    | L, 4-3    |
| 13 | #14 North Carolina* | Chapel Hill, N.C.    | L, 9-2    |
| 15 | Bucknell            | Pittsburgh, Pa.      | W, 21-5   |
| 16 | Youngstown State    | Pittsburgh, Pa.      | L, 5-2    |
| 18 | Virginia Tech*      | Blacksburg, Va.      | W, 4-3    |
| 19 | Virginia Tech*      | Blacksburg, Va.      | L, 22-6   |
| 20 | Virginia Tech*      | Blacksburg, Va.      | L, 7-1    |
| 25 | #20 Clemson*        | Pittsburgh, Pa.      | W, 8-0    |
| 25 | #20 Clemson*        | Pittsburgh, Pa.      | W, 10-7   |
| 26 | #20 Clemson*        | Pittsburgh, Pa.      | Cancelled |
| 29 | Penn State          | University Park, Pa. | PPD       |
| 30 | West Virginia       | Pittsburgh, Pa.      | W, 9-6    |

### APRIL

|    |                     |                    |              |
|----|---------------------|--------------------|--------------|
| 2  | #5 Louisville*      | Pittsburgh, Pa.    | W, 8-7       |
| 2  | #5 Louisville*      | Pittsburgh, Pa.    | L, 14-6      |
| 3  | #5 Louisville*      | Pittsburgh, Pa.    | W, 6-3       |
| 5  | Kent State          | Pittsburgh, Pa.    | PPD          |
| 6  | Youngstown State    | Youngstown, Ohio   | W, 9-1       |
| 8  | Boston College*     | Brighton, Mass.    | W, 13-3      |
| 9  | Boston College*     | Brighton, Mass.    | L, 9-8       |
| 10 | Boston College*     | Brighton, Mass.    | W, 10-9      |
| 12 | Kent State          | Kent, Ohio         | W, 12-5      |
| 15 | #5 Virginia*        | Pittsburgh, Pa.    | W, 9-4       |
| 16 | #5 Virginia*        | Pittsburgh, Pa.    | L, 18-0      |
| 17 | #5 Virginia*        | Pittsburgh, Pa.    | W, 4-1       |
| 20 | (RV) West Virginia^ | Pittsburgh, Pa.    | L, 3-2 (11)  |
| 22 | #4 Miami*           | Coral Gables, Fla. | L, 2-1 (10)  |
| 23 | #4 Miami*           | Coral Gables, Fla. | L, 17-2      |
| 24 | #4 Miami*           | Coral Gables, Fla. | W, 9-4       |
| 29 | North Carolina A&T  | Pittsburgh, Pa.    | W, 10-0 (8)  |
| 30 | North Carolina A&T  | Pittsburgh, Pa.    | L, 9-5       |
| 30 | North Carolina A&T  | Pittsburgh, Pa.    | W, 13-9 (10) |

### MAY

|    |                     |                   |         |
|----|---------------------|-------------------|---------|
| 4  | Oakland             | Pittsburgh, Pa.   | L, 8-4  |
| 7  | Duke*               | Pittsburgh, Pa.   | W, 14-4 |
| 8  | Duke*               | Pittsburgh, Pa.   | W, 3-2  |
| 8  | Duke*               | Pittsburgh, Pa.   | L, 15-5 |
| 10 | West Virginia       | Morgantown, W.Va. | L, 9-1  |
| 13 | #8 Notre Dame*      | South Bend, Ind.  | L, 8-3  |
| 14 | #8 Notre Dame*      | South Bend, Ind.  | L, 8-1  |
| 15 | #8 Notre Dame*      | South Bend, Ind.  | W, 5-2  |
| 17 | Penn State^         | Pittsburgh, Pa.   | L, 19-6 |
| 19 | Georgia Tech*       | Pittsburgh, Pa.   | L, 8-7  |
| 20 | Georgia Tech*       | Pittsburgh, Pa.   | L, 19-3 |
| 21 | Georgia Tech*       | Pittsburgh, Pa.   | L, 13-7 |
| 24 | No. 7 Georgia Tech+ | Charlotte, N.C.   | 11 AM   |
| 25 | No. 2 Louisville+   | Charlotte, N.C.   | 11 AM   |

!- Snowbird Classic

\$- Music City College Classic

%- All-American Classic

\*- ACC game

^ - played at PNC Park

+ - ACC Tournament

## GAMES

53-54

## ACC Tournament: #7 Georgia Tech & #2 Louisville

11 AM | May 24-25, 2022

Truist Field • Charlotte, N.C.



### #11 Pitt

**Record:**  
**27-26, Overall**  
**13-16, ACC**

Head Coach: Mike Bell  
Season at Pitt: 4th

### #7 Georgia Tech

**Record:**  
**33-21, Overall**  
**15-15, ACC**

Head Coach: Danny Hall  
Season at Georgia Tech: 29th

### #2 Louisville

**Record:**  
**38-16-1, Overall**  
**18-11-1, ACC**

Head Coach: Dan McDonnell  
Season at Louisville: 16th

## PROBABLE STARTERS

**Matt Gilbertson**

RHP • Senior  
8-3 • 3.55 ERA • 1.14 WHIP

Tuesday (#7 Georgia Tech)

**John Medich**

RHP • RS-Senior  
4-4 • 5.72 ERA • 1.61 WHIP

TBA

Wednesday (vs. #2 Louisville)

TBA

## PITT'S PROJECTED LINEUP

| Pos. | No. | Player             | B/T    | AVG  | GP-GS | OBP  | SLG  | H  | BB | R  | HR | RBI  |
|------|-----|--------------------|--------|------|-------|------|------|----|----|----|----|------|
| C    | 14  | Tatem Levins       | R/R    | .313 | 53-53 | .430 | .611 | 62 | 31 | 40 | 15 | 52   |
| 1B   | 15  | Bryce Hulett       | L/L    | .274 | 53-53 | .400 | .453 | 52 | 36 | 30 | 8  | 31   |
| 2B   | 2   | Jeffrey Wehler     | R/R    | .283 | 50-50 | .377 | .424 | 58 | 28 | 44 | 2  | 31   |
| 3B   | 3   | Sky Duff           | L/R    | .287 | 45-45 | .433 | .372 | 47 | 39 | 31 | 2  | 20   |
| SS   | 11  | Brock Franks       | R/R    | .231 | 43-43 | .296 | .476 | 33 | 11 | 24 | 9  | 23   |
| LF   | 23  | Ron Washington Jr. | R/R    | .272 | 45-43 | .383 | .574 | 44 | 24 | 32 | 13 | 37   |
| CF   | 5   | Jordan Anderson    | R/R    | .198 | 36-30 | .295 | .229 | 19 | 10 | 12 | 0  | 9    |
| RF   | 39  | CJ Funk            | R/R    | .297 | 43-42 | .486 | .523 | 38 | 40 | 34 | 5  | 24   |
| DH   | 33  | Jack Anderson      | R/R    | .275 | 47-39 | .393 | .463 | 41 | 28 | 26 | 6  | 26   |
| P    | No. | Player             | APP-GS | W-L  | ERA   | IP   | H    | R  | ER | K  | BB | WHIP |
| RHP  | 45  | Matt Gilbertson    | 14-14  | 8-3  | 3.55  | 91.1 | 93   | 40 | 36 | 87 | 11 | 1.14 |
| RHP  | 32  | Billy Corcoran     | 13-13  | 7-5  | 4.24  | 80.2 | 85   | 47 | 38 | 66 | 8  | 1.15 |
| RHP  | 55  | Logan Evans        | 13-13  | 4-7  | 6.93  | 63.2 | 83   | 58 | 49 | 49 | 15 | 1.54 |

## BULLPEN

| P   | No. | Player            | APP-GS | W-L | ERA   | IP   | H  | R  | ER | K  | BB | WHIP |
|-----|-----|-------------------|--------|-----|-------|------|----|----|----|----|----|------|
| LHP | 24  | Ben Dragani       | 14-4   | 2-1 | 8.75  | 23.2 | 29 | 24 | 23 | 21 | 30 | 2.49 |
| RHP | 36  | Dylan Lester      | 21-0   | 0-0 | 7.24  | 27.1 | 30 | 25 | 22 | 32 | 18 | 1.76 |
| RHP | 38  | CJ McKennitt      | 21-0   | 0-0 | 8.02  | 21.1 | 24 | 20 | 19 | 24 | 17 | 1.92 |
| RHP | 26  | Baron Stuart      | 25-0   | 1-4 | 5.93  | 44.0 | 53 | 39 | 29 | 60 | 17 | 1.59 |
| RHP | 29  | Jonathan Bautista | 14-5   | 0-1 | 6.85  | 22.1 | 28 | 20 | 17 | 21 | 20 | 2.15 |
| LHP | 46  | Quin Konuszewski  | 19-0   | 0-0 | 11.40 | 15.0 | 19 | 19 | 19 | 17 | 14 | 2.20 |
| RHP | 8   | Brady Devereux    | 23-0   | 4-2 | 4.75  | 36.0 | 38 | 22 | 19 | 30 | 13 | 1.42 |



## 2018: No. 12 Pitt 2, No. 8 Georgia Tech 1

- Making its first appearance at the ACC Championship, the Panthers scored twice in the seventh inning and held off the Yellow Jackets.
- A two-out single up the middle by Caleb Parry plated Liam Sabino as Pitt went up 1-0. Chris Cappas dropped his first career triple into right center in the next at bat, scoring Parry.
- Matt Pidich (6-2) went 7.0 innings, allowing one run of just three hits and one walk.
- RJ Freure secured his second save of the season, throwing 2.0 innings with just one hit allowed and three strikeouts.

## 2018: No. 12 Pitt 5, No. 1 North Carolina 4

- Pitt battled back from two early deficits and stunned top-seeded North Carolina, 5-4 to advance to the semifinals.
- For the second consecutive day, Chris Cappas provided a key extra-base hit for the Panthers in Pitt's decisive two-run seventh inning. With his team trailing 4-3, Cappas slapped a ball down the left field line, scoring Ron Washington Jr.
- The very next pitch saw Pitt take the lead for good when Cole MacLaren perfectly executed a squeeze bunt, as Caleb Parry ran home from third, giving the Panthers a 5-4 advantage that wouldn't be relinquished by pitcher Derek West, who concluded the game with 5.0 hitless innings on the mound.
- Lucas Maldonado led off the bottom of the third with a double, scoring following another double by David Yanni, who then was plated by a Nick Banman single to level the contest.

## 2018: No. 5 Louisville 5, No. 12 Pitt 2

- The Panthers and fifth-seeded Cardinals both reached their first ACC semifinal in program history.
- Louisville posted an early run in the bottom of the first inning and extended its lead in the fourth inning with a pair of runs to take a 3-0 advantage.
- Ron Washington Jr. blasted a two-run home run over the fence in right field in the sixth inning.
- Louisville regained its three-run advantage in the bottom of the seventh inning on a two-run homer of its own.

## 2021: No. 10 Pitt 5, No. 6 North Carolina 3

- Ron Washington, Jr. produced a go-ahead sac fly in the fifth inning and hit what proved to be the game-winning two-run homer in the eighth inning.
- Mitch Myers picked up the win, going 4.2 innings with two runs, six hits, two walks and five strikeouts, and Jordan McCrum picked up his sixth save of the season, allowing no hits and two walks with three strikeouts.
- Sky Duff and Kyle Hess each reached base twice with a hit and walk.

## 2021: No. 3 NC State, No. 10 Pitt 2

- The Panthers fell to one of the hottest teams in the nation to end its stay in the tournament.
- Matt Gilbertson threw his first complete game as a Panther, allowing four hits, three runs and three walks with 20 strikeouts while producing 22 outs in the last 22 batters faced.
- Ron Washington, Jr. had both of the Panthers' two RBI with a one-run triple in the first inning and another on a fielder's choice in the third inning.

## PANTHERS IN THE POSTSEASON

| YEAR | TOURNAMENT          | LOCATION            | OPPONENT           | RESULT      |
|------|---------------------|---------------------|--------------------|-------------|
| 1959 | NCAA Tournament     | District 2 Regional | Ithaca College     | L, 4-3 (11) |
| 1965 | NCAA Tournament     | Princeton, NJ       | #7 Lafayette       | L, 4-3      |
| 1994 | Big East Tournament | Bristol, Conn.      | Connecticut        | L, 4-3      |
|      | Big East Tournament | Bristol, Conn.      | Providence         | L, 16-3     |
| 1995 | Big East Tournament | Bristol, Conn.      | Providence         | W, 6-2      |
|      | Big East Tournament | Bristol, Conn.      | Seton Hall         | W, 11-10    |
|      | Big East Tournament | Bristol, Conn.      | Providence         | L, 4-0      |
|      | Big East Tournament | Bristol, Conn.      | Providence         | W, 10-4*    |
|      | NCAA Tournament     | Knoxville, Tenn.    | #11 Oklahoma State | L, 6-3      |
|      | NCAA Tournament     | Knoxville, Tenn.    | The Citadel        | W, 12-10    |
|      | NCAA Tournament     | Knoxville, Tenn.    | California         | W, 6-4      |
|      | NCAA Tournament     | Knoxville, Tenn.    | #11 Oklahoma State | L, 15-13    |
| 2000 | Big East Tournament | Bridgewater, NJ     | Rutgers            | L, 11-3     |
|      | Big East Tournament | Bridgewater, NJ     | Notre Dame         | L, 15-7     |
| 2004 | Big East Tournament | Bridgewater, NJ     | St. John's         | L, 4-2      |
|      | Big East Tournament | Bridgewater, NJ     | Boston College     | L, 8-4      |
| 2005 | Big East Tournament | Bridgewater, NJ     | #23 St. John's     | W, 4-1      |
|      | Big East Tournament | Bridgewater, NJ     | Notre Dame         | L, 4-2      |
|      | Big East Tournament | Bridgewater, NJ     | Boston College     | W, 3-2 (12) |
|      | Big East Tournament | Bridgewater, NJ     | Notre Dame         | L, 11-4*    |
| 2007 | Big East Tournament | Brooklyn, NY        | USF                | L, 2-1      |
|      | Big East Tournament | Brooklyn, NY        | Connecticut        | L, 5-2      |
| 2009 | Big East Tournament | Clearwater, Fla.    | USF                | L, 12-2 (8) |
|      | Big East Tournament | Clearwater, Fla.    | West Virginia      | L, 20-8 (8) |
| 2010 | Big East Tournament | Clearwater, Fla.    | Rutgers            | L, 9-5      |
|      | Big East Tournament | Clearwater, Fla.    | Cincinnati         | W, 13-4     |
|      | Big East Tournament | Clearwater, Fla.    | #18 Connecticut    | L, 7-2      |
| 2011 | Big East Tournament | Clearwater, Fla.    | Louisville         | W, 7-2      |
|      | Big East Tournament | Clearwater, Fla.    | St. John's         | L, 6-4      |
|      | Big East Tournament | Clearwater, Fla.    | Louisville         | L, 12-2 (8) |
| 2012 | Big East Tournament | Clearwater, Fla.    | #22 Louisville     | L, 8-4      |
|      | Big East Tournament | Clearwater, Fla.    | USF                | L, 12-5     |
| 2013 | Big East Tournament | Clearwater, Fla.    | St. John's         | W, 10-2     |
|      | Big East Tournament | Clearwater, Fla.    | Notre Dame         | L, 5-3      |
|      | Big East Tournament | Clearwater, Fla.    | #19 Seton Hall     | W, 7-6 (12) |
|      | Big East Tournament | Clearwater, Fla.    | Notre Dame         | L, 3-2(10)  |
| 2018 | ACC Tournament      | Durham, N.C.        | Georgia Tech       | W, 2-1      |
|      | ACC Tournament      | Durham, N.C.        | #5 North Carolina  | W, 5-4      |
|      | ACC Tournament      | Durham, N.C.        | #25 Louisville     | L, 5-2      |
| 2021 | ACC Tournament      | Charlotte, N.C.     | North Carolina     | W, 5-3      |
| 2021 | ACC Tournament      | Charlotte, N.C.     | #16 NC State       | L, 2-1      |

(\*) Big East Tournament Championship game

### MISCELLANEOUS POSTSEASON INFORMATION

|   |   |
|---|---|
| Record in Postseason Play.....            | 14-27 (.342)                                  |
| Record in NCAA Tournament.....            | 2-4 (.333)                                    |
| Record in Conference Tournament.....      | 11-22 (.300)                                  |
| Record in ACC Tournament.....             | 3-2 (.600)                                    |
| Record vs. Top-25 Ranked Opponents.....   | 2-7 (.222)                                    |
| Last Game vs. Top-25 Ranked Opponent..... | 2021 vs. #16 NC State (L, 2-1)                |
| Last Win vs. Top-25 Ranked Opponent.....  | 2018 vs. #5 North Carolina (W, 5-4)           |
| Last Time Scoring 10+ Runs.....           | 2013 vs. St. John's (W, 10-2)                 |
| Last Time Allowing 10+ Runs.....          | 2012 vs. USF (L, 12-5)                        |
| Most Runs Scored.....                     | 1995 vs. #11 Oklahoma State (L, 15-13)        |
| .....                                     | 2010 vs. Cincinnati (W, 13-4)                 |
| Most Runs Allowed.....                    | 2009 vs. West Virginia (L, 20-8)              |
| Last Time Shut Out.....                   | 1995 vs. Providence (L, 4-0)                  |
| Longest Extra-Inning Win.....             | 2005 vs. Boston College - 12 innings (W, 3-2) |
| .....                                     | 2013 vs. Seton Hall - 12 innings (W, 7-6)     |
| Longest Extra-Inning Loss.....            | 1959 vs. Ithaca College - 11 innings (L, 4-3) |
| Longest Winning Streak.....               | 2 games, twice (last, 1995)                   |
| Longest Losing Streak.....                | 6 games (2005-2010)                           |





Pitt starting pitchers Matt Gilbertson (second-team) and Billy Corcoran (third-team) were named All-ACC selections, the league announced Monday. They are the first tandem of Panther pitchers to earn All-ACC (first-third team) honors in the same season and the eighth and ninth overall selections under head coach Mike Bell to earn the distinction in his three full seasons guiding the program (no season awards given in 2020 due to COVID).

Gilbertson has served as a very effective No. 1 pitcher for Pitt all season. The senior has posted a team-best 3.55 ERA, 1.14 WHIP, 8-3 record, 87 strikeouts to 11 walks and a .261 opposing batting average. Entering the postseason he ranks in the ACC first in innings pitched (91.1) and strikeouts looking (37), tied for first in games started (14), tied for third in least walks allowed (11), tied for fourth in wins, sixth in strikeouts and 12th in ERA. In the nation he's ninth in walks allowed per nine innings (1.08), 13th in starts, 13th in strikeout-to-walk ratio (7.82), 24th in wins and 76th in strikeouts.

The right-handed pitcher ranks in program history tied for ninth in career wins (16), 14th in strikeouts (179) and 15th in games started (31) and innings pitched (200.1). This year, he ranks in single-season program history tied for seventh in wins and tied for 10th in strikeouts (87) and tied for 14th in starts. In his 10 ACC starts, Gilbertson has 56 strikeouts to just seven walks in 74.2 innings pitched.

Billy Corcoran bounced back tremendously from a limited 2020 season due to an injury with a career-best 2021 spring. This season he ranks in the ACC first in least walks allowed (8), sixth in innings pitched (80.2) and tied for sixth in wins (7). In the nation, he's fourth in walks allowed per nine innings (0.89), 10th in strikeout-to-walk ratio (8.25) and 67th in victories.

Corcoran was named the ACC Pitcher of the Week on April 25, earning the honors with a win at No. 4 Miami on April 24 in which he had eight strikeouts, one walk and one run in seven innings. He has gone at least six innings in all but one appearance this season and allowed just four walks in his last nine starts with a combined 53 strikeouts in 56.2 innings pitched. In program history, he ranks 14th in games started (31), 18th in innings pitched (184.1) and 19th in strikeouts (157).

**LEADING OFF**

- No. 11 seed Pitt baseball faces No. 7 Georgia Tech Tuesday and No. 2 Louisville Wednesday both at 11 a.m. in Charlotte, N.C. at Truist Field for Pool B play in the ACC Tournament. The Panthers are playing in the league's postseason tournament for the second-straight year for the first time and third overall since joining for the 2014 season.

**ALL-TIME SERIES**

- Georgia Tech has the edge 13-11, and Louisville has the edge 22-10.
- The Yellow Jackets swept the Panthers in this year's series.
- Pitt took this year's series against then-ranked No. 5 Louisville 2-1 with an 8-7 win in the opener and a 6-3 win in the closer.
- The Panthers' latest and only postseason meeting against Georgia Tech occurred at the ACC Tournament on May 22, 2018, in which Pitt won 2-1.
- Pitt is looking to secure its first postseason victory against Louisville.

**RPI TALK**

- With the Panthers' improved play and strong wins in April, they find themselves in the upper portion of the RPI rankings.
- Pitt currently stands at No. 72 (.5427) with a strength of schedule at 30 (.5538).
- With its strong slate of opponents, Pitt is 10-16 against quadrant one teams (squads ranked 1-50) and 1-0 against quadrant two teams (squads ranked 50-100).
- Two wins against No. 9 Louisville, No. 15 Virginia and No. 30 Clemson.
- One win versus No. 4 Virginia Tech, No. 8 Miami, No. 17 Notre Dame, No. 35 West Virginia and No. 60 Campbell.
- The ACC is the second-highest rated league in the country.

**ACC TOURNAMENT**

- The ACC tournament format features four pools (A, B, C and D) with three teams each as the winners of each one advance to the semifinals Saturday with championship Sunday.
- Due to the league's tiebreaker of the higher seed advancing, Pitt must win both of its games in Pool B to advance in the tournament.
- Three games (11 a.m., 3 p.m. and 7 p.m.) are played Tuesday-Friday, so the Panthers would have a two-day break if they win.
- Its potential semifinal would come against the Pool C winner (No. 3 Miami, No. 6 Wake Forest or No. 10 NC State) Saturday at 5 p.m. in the second game of the day with the championship the next day.

**HOME RUN HITTING SQUAD**

- The story of the Pitt offense so far this season has been its home run hitting ability.
- With 73 in 53 games, the Panthers rank in the nation 48th in homers per game (1.38) and 49th in homers.
- Additionally, Pitt is 58th in on-base percentage (.392) and 83rd in slugging percentage (.461).
- Tatem Levins has been the leader of that power-hitting squad, blasting 15 to place 90th in the nation.
- All nine of the batters in the current starting lineup have hit at least two with Levins hitting 15, Washington, Jr. blasting 13, Brock Franks registering nine, Bryce

Hulett hitting eight and Jack Anderson with six.

- CJ Funk hit his first collegiate homer at Virginia Tech (Saturday, March 19) and has hit four in his last 21 games (two against No. 5 Louisville, April 2 and 3, and at Boston College, April 9).
- Filling in the infield due to multiple injuries, freshman Tommy Tavaréz has hit four in his last 16 starts (at Youngstown State, April 6, at Boston College, April 8, at Kent State, April 12 and against No. 5 Virginia, April 15).

**HOME SERIES WIN OVER NO. 5 VIRGINIA**

- Pitt won its fourth-straight ACC series and third in a row against a ranked team for the first time with two wins (9-4 Friday and 4-1 Sunday) over No. 5 Virginia.
- Winners of 11 of the last 15 games, Pitt improves to 6-2 at home in ACC play, all against ranked teams (8-0 and 10-7 over then-No. 20 Clemson, March 25, 8-7 and 6-3 against then-No. 5 Louisville, April 2-3 and 9-4 over Virginia Friday).
- Pitt has taken six series including this one against ranked league opponents the last two seasons (No. 9 Florida State, No. 7 Georgia Tech and No. 15 Miami last year with both being sweeps over the Yellow Jackets and Hurricanes).
- Starting pitching was the key for Pitt as Matt Gilbertson won his fifth-straight start in the series-opener, throwing eight innings with eight hits, four runs, no walks and eight strikeouts.
- Billy Corcoran recorded a win for the third time in a row in the finale, throwing seven innings with no earned runs, no walks, seven hits and four strikeouts.
- Tommy Tavaréz and Tatem Levins each hit a homer Friday and were the main catalyst of the off-fense for the weekend with three RBI each.
- Tavaréz went 4-8 with four walks, and Levins also racked up four hits with three walks.

**SERIES WIN AT BC**

- Pitt won its third-straight ACC series last weekend at Boston College, winning the first game 13-3 and clinching the series 10-9 Sunday.
- The Panthers have won two of three games in all five ACC series against the Eagles (2022, 2021, 2018, 2016 and 2014).
- Starting pitching was a key once again for the Panthers' weekend success, as Matt Gilbertson won his four-straight start and went seven innings for the third time in a row in Friday's victory.
- Billy Corcoran went six innings with one earned run, four hits, one walk and five strikeouts for his second-straight start.
- The Panthers' offense was explosive once again, hitting three triples Friday, the most in an ACC game, and racked up 17 total extra-base hits, including five homers.

**HOME SERIES WIN OVER NO. 5 LOUISVILLE**

- Pitt won its second-straight home series over a ranked ACC team by taking two games (8-7 and 6-3) last weekend over No. 5 Louisville.
- Starting pitching led the Panthers to the two victories.
- Matt Gilbertson picked up his second-straight win in the series-opener, going seven innings with two runs, eight hits and no walks with five strikeouts.
- Billy Corcoran threw his first collegiate

**QUICK FACTS**

**UNIVERSITY INFORMATION**

|                            |  |
|----------------------------|--|
| School .....               | University of Pittsburgh                   |
| Location .....             | Pittsburgh, Pa.                            |
| Founded .....              | 1787                                       |
| Enrollment .....           | 34,934                                     |
| Nickname .....             | Panthers                                   |
| Colors.....                | Pitt Royal and Gold PMS (PMS 661/PMS 1235) |
| Conference.....            | Atlantic Coast Conference (ACC)            |
| Affiliation .....          | NCAA Division I                            |
| Website .....              | www.PittsburghPanthers.com                 |
| Facebook.....              | PittsburghPanthers                         |
| Athletics Twitter.....     | @Pitt_ATHLETICS                            |
| Athletics Instagram.....   | @Pitt_ATHLETICS                            |
| Baseball Twitter .....     | @Pitt_BASE                                 |
| Baseball Instagram .....   | @Pitt_BASE                                 |
| Chancellor.....            | Dr. Patrick Gallagher                      |
| Director of Athletics..... | Heather Lyke                               |

**COACHING STAFF**

|  |                                      |
|--|--------------------------------------|
| Head Coach .....                             | Mike Bell (Florida State, '96)       |
| Record at Pitt .....                         | 81-86 (4th season)                   |
| Career Record .....                          | Same                                 |
| Assistant Coach/Recruiting Coordinator ..... | Ty Megahee (Mercer, '06)             |
| Assistant Coach.....                         | Joe Mercadante (Florida, '03)        |
| Volunteer Assistant Coach .....              | Devin Mesoraco                       |
| Director of Player Development.....          | Drew Linder (Florida State, '18)     |
| Director of Operations .....                 | Austin Thompson (Florida State, '18) |

**PANTHERS AT A GLANCE**

|  |                      |
|--|----------------------|
| First Season .....                         | 1907                 |
| All-Time Record .....                      | 1,340-1,240-7 (.519) |
| All-Time Conference Record .....           | 386-545 (.417)       |
| All-Time ACC Record .....                  | 87-152 (.364)        |
| All-Time Conference Tournament Record..... | 12-23 (.343)         |
| All-Time ACC Tournament Record .....       | 3-2 (.600)           |
| NCAA Appearances (Last).....               | 3 (1995)             |
| NCAA Tournament Record .....               | 2-4 (.333)           |

**CHARLES L. COST FIELD**

|                           |                        |
|---------------------------|------------------------|
| Stadium.....              | Charles L. Cost Field  |
| Year Opened.....          | 2011                   |
| Capacity .....            | 900                    |
| Surface.....              | Synthetic Grass        |
| Dimensions .....          | LF-325, CF-405, RF-330 |
| Stadium Record.....       | 133-103 (.564)         |
| Ticket Office Phone ..... | 1-800-643-PITT (7488)  |

**MEDIA RELATIONS**

|  |                            |
|--|----------------------------|
| Executive Associate AD for Media Relations ..... | E.J. Borghetti             |
| Assistant Director/Baseball.....                 | Korey Blucas               |
| Email .....                                      | kblucas@athletics.pitt.edu |
| Office.....                                      | 412-648-4807               |
| Cell .....                                       | 724-799-4480               |
| Media Relations Office .....                     | 412-648-8240               |

**PRONUNCIATION GUIDE**

|                       |                            |
|-----------------------|----------------------------|
| Brendon Bair .....    | Bear                       |
| Billy Corcoran.....   | cork-rin                   |
| Brady Devereux.....   | dev-eh-row                 |
| Ben Dragani.....      | Druh-gone-ee               |
| Nick Giamarusti.....  | Gee-uh-mur-rue-stee        |
| Quin Konuszewski..... | Kon-uh-schev-ski           |
| Ty Megahee .....      | Muh-gay-hee                |
| Jeffrey Wehler .....  | (Like the animal) Whale-uh |



complete game in the finale, tying a career-high with nine strikeouts, allowing no walks and just four hits and retiring the side in all but two innings.

- Pitt had its four-straight game with 8+ runs (8-0 and 10-7 over No. 20 Clemson last Friday and 8-6 over West Virginia Wednesday), the first time since 2013 (12-9, 14-2 and 11-2 at Saint John's March 22-24 and 10-8 at Penn State March 27).
- Having not played each other since 2018, Pitt won its first ACC series over Louisville and the first overall since winning two of three at home on April 9-10, 2010 (8-3 and 15-5).
- Pitt has taken five series against ranked league opponents the last two seasons (No. 9 Florida State, No. 7 Georgia Tech and No. 15 Miami last year with both being sweeps over the Yellow Jackets and Hurricanes).
- The Panthers finished with six homers in the series, two each by CJ Funk and Kyle Hess.

#### BACKYARD BRAWL WIN

- A brand-new game added a day before play, Pitt defeated rival West Virginia 9-6 at home Wednesday, March 30 in the first of three scheduled games for the Backyard Brawl.
- The Panthers scored three unanswered runs to secure the victory.
- Sky Duff knocked in the game-winning run in the fourth inning, singling through the right side with two outs to bring home Jeffrey Wehler.
- Tatem Levins blasted his team-leading ninth homer of the season, a two-run shot to right field in the ninth inning.
- Brock Franks completed a six-run frame in the first inning with a three-run homer to right field, as all six runs came with two outs.
- Brady Devereux picked up the win in relief, allowing no runs, two hits and one walk with two strikeouts.
- Baron Stuart recorded his second-straight save and third of the season, retiring all four batters faced to end the game with two strikeouts.
- Quin Konuszewski, Dylan Lester, C.J. McKennitt, Stuart and Devereux combined to only allow four batters reach base on two walks and two hits over 5.1 innings of scoreless relief.
- Levins reached base in all five trips to the plate with his homer, two walks and two hit-by-pitches.
- Bryce Hulett reached four times, going 2-3 with two RBI and two walks.

#### A TWO-GAME SWEEP OF NO. 20 CLEMSON

- In its first home ACC and weekend series, Pitt swept the only two games played against No. 20 Clemson, winning a doubleheader Friday 8-0 and 10-7.
- The series finale was cancelled due to weather.
- The Panthers recorded its first series win over the Tigers in four tries since joining the ACC for the 2014 season.
- The ACC series victory was also the first of the season and the fourth against a ranked squad in the last two seasons No. 9 Florida State, No. 7 Georgia Tech and No. 15 Miami last year with both being sweeps over the Yellow Jackets and Hurricanes).
- Pitchers Matt Gilbertson and Logan Evans both earned the wins with nine strikeouts

each, with Gilbertson throwing seven shutout innings and Evans going five with just one run allowed.

- The Panthers belted five homers, two by Washington, Jr. and one each from Anderson, Franks and Hulett.
- Baron Stuart threw two scoreless innings of relief in both games, earning the save with retiring all six batters faced with five strikeouts and allowing just one hit and no walks with four strikeouts in the first game.
- The Panthers finished with 28 hits and 10 walks on the day with all but two starters reaching base four times with at least three hits.
- Hess had a doubleheader-high six hits with two doubles.
- Washington, Jr. led both teams with four extra-base hits, two homers and two doubles.
- Hulett finished a single short of the cycle in game two.
- Funk drew a day-high four walks and added two hits.

#### BREAKOUT SEASON FOR WASHINGTON, JR.

- Ron Washington, Jr. has saved his best season for last in his five-year career at Pitt.
- Already an established bat in the ACC his entire career as an all-freshman selection in 2018, he has taken his game to another level this spring, especially the power numbers.
- Despite missing eight games and limited to a pinch-hit appearance twice due to an injury, he is second on the team in extra-base hits (23), RBI (37), slugging percentage (.574) and total bases (93) along with four stolen bases.
- In 162 at-bats, he has already established a season-best 13 homers (eight last year) and four steals (two in 2021 and 2018).
- Entering this year, he posted a season-best of a .480 slugging percentage last year (not counting a .492 total in the shortened 2020 season).
- He continues to etch his name in the record book, ranking in program history third in total bases (360), tied for third in homers (33), tied for fifth in doubles (47), sixth in at-bats (743), seventh in RBI (139), tied for seventh in games started (192), tied for ninth in games played (197), tied for 11th in walks (87) and 12th in hits (210).

#### BREAKOUT SEASON FOR HULETT

- Bryce Hulett has enjoyed a tremendous season as one of the Panthers' top hitters.
- Known for his tremendous glove at first base since he started his career in Pittsburgh in 2020, Hulett excelled at the plate this spring.
- He recorded a .274 batting average and .400 on-base percentage along with .853 OPS, .453 slugging percentage and 52 hits, 17 for extra-base.
- His power has seen an uptick with eight homers, eight doubles and a triple in 190 at-bats (eight, three and zero in 154 last season), and he's drawn more walks and cut down drastically on strikeouts (averaging one per 4.75 at-bats, compared to last year's 55 in 157, average of one every 2.85 at-bats).

#### SLUGGING TATEM

- For the season, Tatem Levins has been an effective power hitter, ranking 90th in

#### Top-100 NCAA Ranks

| Team Category                  | Rank | Total |
|--------------------------------|------|-------|
| Base on balls                  | 11   | 306   |
| Home runs                      | 49   | 73    |
| Home runs per game             | 48   | 1.38  |
| On base percentage             | 58   | .392  |
| Shutouts                       | 30   | 4     |
| Slugging percentage            | 83   | .461  |
| Strikeout-to-walk ratio        | 93   | 2.19  |
| Triples                        | 67   | 14    |
| Triples per game               | 76   | 0.26  |
| Walks allowed per nine innings | 86   | 3.98  |

| Individual Category            | Rank | Total |
|--------------------------------|------|-------|
| <b>Billy Corcoran</b>          |      |       |
| Complete games                 | 62   | 1     |
| Strikeout-to-walk ratio        | 10   | 8.25  |
| Victories                      | 67   | 7     |
| Walks allowed per nine innings | 4    | 0.89  |

|                 |    |      |
|-----------------|----|------|
| <b>Sky Duff</b> |    |      |
| Walks           | 78 | 39   |
| Walks per game  | 34 | 0.87 |

|                    |    |   |
|--------------------|----|---|
| <b>Logan Evans</b> |    |   |
| Complete games     | 62 | 1 |

|                          |    |      |
|--------------------------|----|------|
| <b>Brock Franks</b>      |    |      |
| Sacrifice bunts          | 39 | 8    |
| Sacrifice bunts per game | 31 | 0.19 |

|                    |    |      |
|--------------------|----|------|
| <b>CJ Funk</b>     |    |      |
| Walks              | 69 | 40   |
| Walks per game     | 14 | 0.93 |
| On base percentage | 42 | .486 |

|                                |    |      |
|--------------------------------|----|------|
| <b>Matt Gilbertson</b>         |    |      |
| Complete games                 | 62 | 1    |
| Games started                  | 13 | 14   |
| Strikeout-to-walk ratio        | 13 | 7.82 |
| Strikeouts                     | 76 | 86   |
| Victories                      | 24 | 8    |
| Walks allowed per nine innings | 9  | 1.08 |

|                     |    |    |
|---------------------|----|----|
| <b>Tatem Levins</b> |    |    |
| Home runs           | 90 | 15 |

|                      |    |    |
|----------------------|----|----|
| <b>Baron Stuart</b>  |    |    |
| Pitching appearances | 97 | 25 |
| Saves                | 62 | 7  |

the nation with 15 homers that included a five-game home run streak (Lipscomb, Feb. 27-at High Point, March 9) and a pair of two-homer performances in the 9-4 win at No. 4 Miami (April 24) and the 21-5 win over Bucknell (March 15).

- Overall this season, he has boasted a team-leading 52 RBI, 1.041 OPS and 26 extra-base hits.
- In the five-game stretch with a homer he registered a .545 batting average (12-22), 12 hits, 12 RBI, 28 total bases, a 1.273 slugging percentage and .545 on-base percentage.
- In program history, Levins ranks for a single-season tied for eighth in home runs and tied for 13th in hit by pitches.
- Levins was named ACC Player of the Week March 7 for in his performance at the All-American Classic.
- Levins homered in all three games and posted nine RBI and a 1.231 slugging percentage.
- He opened the tournament in Fayetteville, N.C. with a 2-4 performance at the plate with a solo homer and double against Army.
- He had a two-run homer in the 6-5 comeback win over Ohio State.
- In the 11-5 victory over Campbell, he saved his best performance for last with a grand slam and two other hits, six RBI and two runs.
- He was also named one of Collegiate Baseball's Players of the Week.

#### THE DUFFMAN

- Sky Duff had a breakout campaign in 2021, his third year in Pittsburgh, and earned spots on the All-ACC Third-Team and ABCA/Rawlings All-East Region Second Team.
- Serving as the leadoff batter for most of this season, Duff saw a 65-game reached base streak that started last year end last Saturday against Georgia Tech.
- This season he is second on the team in walks (39), currently ranking 34th in the nation in walks per game (.87), along with a .433 on-base percentage, 47 hits and 20 RBI.
- He recorded a nation-best nine walks and three hits also on opening weekend.
- Known for his ability to draw walks in his entire career, he ranks third in program history with 122.
- Former teammate David Yanni (148, 2016-21) and John Schultz (142, 2008-11) could be passed by Duff next season.
- He also ranks in program history 15th in doubles (38) and 18th in hits (169).
- In the nation he ranked last year 14th in doubles per game (.43), 47th in doubles (18), 67th in hits per game (1.43), 83rd in batting average (.366) and 91st in on-base percentage (.461).
- He was in the ACC fifth in batting average and fourth in on-base percentage and doubles.
- The junior showed an improvement with his power, racking up a team-high 18 doubles.
- He also hit two homers each of the last two years after recording his first career homer the previous season.

#### GILL ON THE HILL

- Matt Gilbertson was the Panthers' "Saturday" pitcher all last season and is the No. 1 pitcher this year.

- Gilbertson has posted a team-best 3.55 ERA, 1.14 WHIP, 8-3 record, 87 strikeouts to 11 walks and a .261 opposing batting average.
- This season he ranks in the ACC first in innings pitched (91.1) and strikeouts looking (37), tied for first in games started (14), third in least walks allowed (11), tied for fourth in wins (8) and sixth in strikeouts (87).
- In the nation, he's ninth in walks allowed per nine innings (1.08), 13th in games started and strikeout-to-walk ratio (7.82), 24th in victories and 76th in strikeouts (86).
- Gilbertson ranks in program history tied for ninth in career wins (16), 14th in strikeouts (179) and 15th in games started (31) and innings pitched (200.1).
- This year, he ranks in single-season program history tied for seventh in wins, tied for eighth in games started, tied for 10th in strikeouts and tied for 11th in innings pitched.
- In his 10 ACC starts, Gilbertson has 56 strikeouts to just five walks in 75.2 innings pitched.
- Starting against No. 20 Clemson (March 25), Gilbertson recorded 47.1 consecutive innings without a walk that ended against Duke (May 7).
- He's recorded seven wins in his last ten appearances with the one a no decision on eight innings and just one run at then-No. 4 Miami on April 22.
- The appearance was the eighth quality start of the season, and he's gone at least seven innings in seven of his last eight games.
- He earned his first win this season with no earned runs allowed and four strikeouts in five innings pitched against Bradley (Feb. 25).
- He recorded his first ACC victory at Virginia Tech (March 18), going six innings with two runs, six hits, one walk and seven strikeouts.
- He notched another ACC win against No. 20 Clemson with seven shutout innings with just five hits and no walks allowed with nine strikeouts.
- He made it three-straight starts with a win by going seven innings again versus No. 5 Louisville with two runs, eight hits and no walks with five strikeouts.
- It became four-straight starts with a victory and three-straight with seven innings pitched at Boston College with three runs, 10 hits, no walks and four strikeouts.
- The win-streak became five against No. 5 Virginia when he went eight innings with eight strikeouts, no walks and four runs.
- He threw an eight-inning complete game, two-hit shutout with 12 strikeouts and no walks in the win against North Carolina A&T.
- In an ACC victory over Duke, he went seven innings with six strikeouts to just one walk and two runs.
- In 31 career starts at Pitt, Gilbertson has accumulated 179 strikeouts to just 37 walks and gone at least five innings in all but two games.
- With starts in the second game of each weekend series in 2021, Gilbertson posted a 6-4 record with a 1.29 WHIP, 4.45 ERA, 72 strikeouts to 20 walks and a .269 opposing batting average.
- In the ACC, he ranked for tied seventh in innings pitched (85.0) and ninth in wins

#### HITTING REPORT

##### MULTIPLE HIT GAMES

|                     | 2  | 3  | 4 | 5+ | Tot |
|---------------------|----|----|---|----|-----|
| Tatem Levins        | 10 | 6  | 1 | -  | 17  |
| Jeffrey Wehler      | 12 | 4  | 1 | -  | 17  |
| Bryce Hulett        | 9  | 7  | - | -  | 16  |
| Sky Duff            | 9  | 4  | - | -  | 13  |
| Jack Anderson       | 11 | 2  | - | -  | 13  |
| Ron Washington, Jr. | 9  | 2  | - | -  | 11  |
| Brock Franks        | 7  | 3  | - | -  | 10  |
| CJ Funk             | 7  | 3  | - | -  | 10  |
| Kyle Hess           | 6  | 2  | 1 | -  | 9   |
| Jordan Anderson     | 4  | 1  | - | -  | 5   |
| Tommy Tavarez       | 5  | -  | - | -  | 5   |
| Dom Popa            | 2  | 1  | - | -  | 3   |
| Josh Overbeek       | 2  | -  | - | -  | 2   |
| TEAM                | 93 | 35 | 3 | 0  | 131 |

##### MULTIPLE RBI GAMES

|                     | 2  | 3  | 4 | 5+ | Tot |
|---------------------|----|----|---|----|-----|
| Tatem Levins        | 8  | 3  | 2 | 1  | 14  |
| Jeffrey Wehler      | 4  | 4  | 1 | -  | 9   |
| Ron Washington, Jr. | 5  | 2  | 1 | -  | 8   |
| Bryce Hulett        | 5  | 3  | - | -  | 8   |
| Kyle Hess           | 4  | 2  | 1 | -  | 7   |
| Brock Franks        | 2  | 2  | 1 | -  | 5   |
| Tommy Tavarez       | 4  | 1  | - | -  | 5   |
| CJ Funk             | 2  | 1  | 1 | -  | 4   |
| Sky Duff            | 4  | -  | - | -  | 4   |
| Jack Anderson       | 2  | -  | 1 | 1  | 4   |
| Johnny Long         | 1  | 1  | - | -  | 2   |
| Jordan Anderson     | 2  | -  | - | -  | 2   |
| Dom Popa            | 1  | -  | - | -  | 1   |
| TEAM                | 44 | 19 | 8 | 2  | 73  |

##### HITTING STREAKS

|                     | Longest | Current |
|---------------------|---------|---------|
| Bryce Hulett        | 9       | 1       |
| CJ Funk             | 9       | 1       |
| Tatem Levins        | 8       | 5       |
| Kyle Hess           | 8       | 3       |
| Tommy Tavarez       | 8       | -       |
| Sky Duff            | 7       | -       |
| Jack Anderson       | 6       | -       |
| Ron Washington, Jr. | 6       | 1       |
| Jeffrey Wehler      | 6       | -       |
| Brock Franks        | 5       | 5       |
| Jordan Anderson     | 4       | 1       |
| Dom Popa            | 3       | 1       |
| Josh Overbeek       | 2       | -       |
| Luke Lambert        | 2       | -       |
| Nick Giamarusti     | 2       | -       |
| Cameron Barto       | 1       | -       |
| Johnny Long         | 1       | 1       |

##### REACHED BASE STREAKS

|                     | Longest | Current |
|---------------------|---------|---------|
| Sky Duff            | 65      | 1       |
| Ron Washington, Jr. | 24      | 8       |
| CJ Funk             | 22      | 1       |
| Bryce Hulett        | 21      | 2       |
| Tatem Levins        | 15      | 5       |
| Jack Anderson       | 13      | -       |
| Kyle Hess           | 11      | 11      |
| Tommy Tavarez       | 10      | -       |
| Jeffrey Wehler      | 9       | 9       |
| Brock Franks        | 6       | 5       |
| Dom Popa            | 6       | 2       |
| Jordan Anderson     | 6       | 1       |
| Josh Overbeek       | 4       | -       |
| Nick Giamarusti     | 4       | -       |
| Johnny Long         | 4       | 4       |
| Luke Lambert        | 3       | -       |
| Cameron Barto       | 3       | -       |

\*Current streak dates back to 2021 season

## SERIES NOTES

(six), both team-highs.

### COMEBACK SEASON FOR CORCORAN

- Limited to just four appearances in 2021, Billy Corcoran has bounced back tremendously this spring.
- This season he ranks in the ACC first in least walks allowed (8), Sixth in innings pitched (80.2) and tied for sixth in wins (7).
- In the nation, he's fourth in walks allowed per nine innings (.89), 10th in strikeout-to-walk ratio (8.25) and 67th in victories.
- Corcoran was named the ACC Pitcher of the Week on April 25, earning the honors with a win at No. 4 Miami on April 24 in which he had eight strikeouts, one walk and one run in seven innings.
- He has gone at least six innings in 11 out of 12 appearances this season and allowed just four walks in his last nine starts with a combined 53 strikeouts in 56.2 innings pitched.
- He notched wins in four-straight starts (then-No. 5 Louisville, at Boston College, then-No. 5 Virginia and at then-No. 5 Miami).
- In that span, he recorded a 1.55 ERA, 26 strikeouts and just two walks in 29.0 innings pitched.
- In program history, he ranks 14th in games started (32), 18th in innings pitched (184.1) and 19th in strikeouts (157).

### FRANKS THE HOME RUN HITTER

- Brock Franks has also seen a power surge at the plate.
- Only hitting one homer in his first 47 games as a Panther, Franks has hit nine in his last 35 games, including his first multi-home run game of his collegiate career.
- In a six-game stretch (Lipscomb, Feb. 26-High Point, March 9), he registered 25 total bases, a 1.087 slugging percentage and 11 RBI.
- Franks has highest ratio of extra-base hits to hits in the starting batting lineup at 48.5% (16 out of 33).

### HOMETOWN HERO

- Pittsburgh native and Mars High School graduate Jack Anderson is in his first season at his hometown school.
- The primary designated hitter for the Panthers played his first two seasons of college ball at Northwestern and spent last year at State College of Florida, where teammate Bryce Hulett played at from 2018-19.
- One of the prominent power bats in the lineup, Anderson has come on as of late with five homers and a hit in 19 of his last 31 games.
- Anderson has registered an OPS of .856 along with six homers, eight doubles and a triple as part of his 41 hits with a .275 batting average and 26 RBI.

### A FORMER PENGUIN, NOW A PANTHER

- Jeffrey Wehler faced his former team Youngstown State on April 6 for the second time this spring.
- Wehler arrived in Pittsburgh after starting four years at Youngstown State.
- In the first matchup against the Penguins Wednesday, March 16, Wehler reached base twice with a double and walk.
- He technically already faced his former school as Pitt defeated Youngstown State 22-7 on Oct. 22 in the fall.
- He had a grand slam in the second inning of the game.

## ALL-TIME SERIES VS GEORGIA TECH

| Series                     | 24 GP; Georgia Tech Leads, 13-11 |                      |       |
|----------------------------|----------------------------------|----------------------|-------|
| at Pitt                    |                                  |                      | 6-5   |
| - at Charles L. Cost Field |                                  |                      | 6-5   |
| at Georgia Tech            |                                  |                      | 4-8   |
| Neutral Site               |                                  |                      | 1-0   |
| Postseason Record          |                                  |                      | 1-0   |
| First Meeting              |                                  | 3/28/14; W, 4-3 (13) |       |
| Last Meeting               |                                  | 5/21/22; L, 13-7     |       |
| Last Pitt Win              |                                  | 3/14/21; W, 18-2     |       |
| Last Georgia Tech Win      |                                  | 5/21/22; L, 13-7     |       |
| Current Streak             |                                  |                      | L3    |
| March 28, 2014             | H                                | W, 4-3 (13)          | 1-0   |
| March 29, 2014             | H                                | W, 5-0               | 2-0   |
| March 30, 2014             | H                                | W, 4-2               | 3-0   |
| May 8, 2015                | A                                | L, 9-1               | 3-1   |
| May 9, 2015                | A                                | W, 8-6               | 4-1   |
| May 10, 2015               | A                                | L, 10-3              | 4-2   |
| April 8, 2016              | H                                | L, 6-3               | 4-3   |
| April 10, 2016             | H                                | W, 13-6              | 5-3   |
| May 6, 2017                | A                                | L, 8-7               | 5-4   |
| May 7, 2017                | A                                | L, 4-3               | 5-5   |
| May 8, 2017                | A                                | L, 5-2               | 5-6   |
| April 13, 2018             | H                                | L, 7-3               | 5-7   |
| April 14, 2018             | H                                | W, 4-3 (14)          | 6-7   |
| April 15, 2018             | H                                | W, 6-5               | 7-7   |
| May 22, 2018 (ACC)         | N                                | W, 2-1               | 8-7   |
| May 16, 2019               | A                                | L, 12-7              | 8-8   |
| May 17, 2019               | A                                | L, 2-0               | 8-9   |
| May 18, 2019               | A                                | W, 9-3               | 9-9   |
| March 12, 2021             | A                                | W, 11-9              | 10-9  |
| March 13, 2021             | A                                | L, 5-3               | 10-10 |
| March 14, 2021             | A                                | W, 18-12             | 11-10 |
| May 19, 2022               | H                                | L, 8-7               | 11-11 |
| May 20, 2022               | H                                | L, 19-3              | 11-12 |
| May 21, 2022               | H                                | L, 13-7              | 11-13 |

## ALL-TIME SERIES VS LOUISVILLE

| Series                     | 32 GP; Louisville Leads, 22-10 |                 |       |
|----------------------------|--------------------------------|-----------------|-------|
| at Pitt                    |                                |                 | 9-6   |
| - at Charles L. Cost Field |                                |                 | 3-6   |
| at Louisville              |                                |                 | 2-10  |
| Neutral Site               |                                |                 | 1-3   |
| Postseason Record          |                                |                 | 0-4   |
| First Meeting              |                                | 1978; L, 5-0    |       |
| Last Meeting               |                                | 4/3/22; W, 6-3  |       |
| Last Pitt Win              |                                | Same            |       |
| Last Louisville Win        |                                | 4/2/22; L, 14-6 |       |
| Current Streak             |                                |                 | W1    |
| 1978                       |                                | L, 5-0          | 0-1   |
| April 5, 2007              | A                              | L, 7-1          | 0-2   |
| April 6, 2007              | A                              | W, 6-4          | 1-2   |
| April 7, 2007              | A                              | W, 6-2          | 2-2   |
| March 28, 2008             | H                              | W, 7-2          | 3-2   |
| March 29, 2008             | H                              | W, 5-4          | 4-2   |
| March 30, 2008             | H                              | L, 6-4          | 4-3   |
| April 9, 2009              | A                              | L, 7-3          | 4-4   |
| April 11, 2009             | A                              | L, 1-0          | 4-5   |
| April 11, 2009             | A                              | L, 3-2          | 4-6   |
| April 9, 2010              | H                              | W, 8-3          | 5-6   |
| April 10, 2010             | H                              | W, 15-5         | 6-6   |
| April 11, 2010             | H                              | L, 9-7          | 6-7   |
| May 25, 2011               | N                              | W, 7-2          | 7-7   |
| May 27, 2011               | N                              | L, 12-2         | 7-8   |
| May 17, 2012               | H                              | L, 6-5 (12)     | 7-9   |
| May 18, 2012               | H                              | W, 8-2          | 8-9   |
| May 19, 2012               | H                              | L, 9-5          | 8-10  |
| May 23, 2012               | N                              | L, 8-4          | 8-11  |
| May 16, 2013               | A                              | L, 5-2          | 8-12  |
| May 17, 2013               | A                              | L, 12-4         | 8-13  |
| May 18, 2013               | A                              | L, 7-4          | 8-14  |
| March 10, 2017             | A                              | L, 3-0          | 8-15  |
| March 11, 2017             | A                              | L, 8-2          | 8-16  |
| March 12, 2017             | A                              | L, 3-1          | 8-17  |
| May 11, 2018               | H                              | L, 6-3          | 8-18  |
| May 12, 2018               | H                              | L, 6-5          | 8-19  |
| May 13, 2018               | H                              | L, 8-5          | 8-20  |
| May 26, 2018 (ACC)         | N                              | L, 5-2          | 8-21  |
| April 2, 2022              | H                              | W, 8-7          | 9-21  |
| April 2, 2022              | H                              | L, 14-6         | 9-22  |
| April 3, 2022              | H                              | W, 6-3          | 10-22 |



- Wehler was named the 54th-best transfer by Baseball America and No. 55 by DIBaseball.com after being named First-Team All-Horizon League last year and second-team in 2019 and 2018.
- He finished his Youngstown State career ranked second in school history with 88 career steals and led his team in stolen bases each year.
- He swiped his first bag as a Panther in the series-finale against Canisius and has gotten 10 more, needing two more to reach 100 in his career.
- Last season he had career-bests of a .332 batting average, .390 on-base percentage, .552 slugging percentage, 53 runs, 74 hits, 27 extra-base hits, eight homers, 38 RBIs and 20 walks.
- This year as the starting second baseman and batting primarily in the No. 2 batting spot in the lineup, Wehler has posted a .801 OPS, a team-high 17 doubles, 31 RBI and 28 walks.
- In program history, Wehler ranks for a single-season tied for 10th in doubles.

### **HOME RUN EXPLOSION (PART TWO) AGAINST BUCKNELL**

- In its 2021 home-opening 21-5 win over Bucknell (March 15), Pitt scored the most runs in its 12 years at Charles L. Cost Field and also set Cost Field records for homers (six) and total bases (40).
- The Panthers hit six homers for the first time since doing so against Grambling State in an 18-5 win on Feb. 28, 2016.
- Both Jack Anderson and Tatem Levins had their first multi-home run games of their collegiate career.
- Kyle Hess recorded the first leadoff homer to start a game since Connor Perry's at Virginia on March 22, 2019 and later in the opening frame had a triple with the bases loaded.
- Ron Washington, Jr. also had a solo homer with one out in the third inning.
- Anderson finished with six RBI while Levins and Hess had four.
- Pitt also finished with 12 walks, the most since recording 15 in a 7-2 win over Villanova on Feb. 15, 2019.

### **HOME RUN EXPLOSION (PART ONE) AT HIGH POINT**

- Playing its fourth-straight game in the state of North Carolina on its annual spring break trip, Pitt defeated High Point 15-5 on March 9.
- Brock Franks had his first multi-home run game in his collegiate career, and Tatem Levins hit a homer for the fifth-straight game.
- Leaving a batter on with no runs in each of the first four innings, Pitt erupted for a seven-run fifth.
- Pitt scored all 15 runs in a row over the fifth, sixth and seventh innings.
- The five home runs were the most since six against Grambling State in an 18-5 win on Feb. 28, 2016.
- Pitt has hit a home run in all but one game this season and a combined 12 in the last five games.
- The 19 hits were the most since accomplishing the feat twice in wins over No. 7 Georgia Tech last year (March 12 and March 14).
- Pitt players reached base 28 times with seven walks and two hit-by-pitches.
- Levins had a game-high four hits.
- Bryce Hulett also reach based four times

with a homer, single and two walks.

- Franks and CJ Funk each went 3-5, with Franks also having a double to his two homers.
- Tommy Tavaréz recorded his first multi-hit game of his collegiate career along with a walk and hit-by-pitch.

### **WINNING THE ALL-AMERICAN CLASSIC**

- Rebounding from an opening 5-3 loss to Army, Pitt defeated Ohio State 6-5 and won 11-5 over Campbell.
- While no champion was crowned, the Panthers tied the Camels with a 2-1 record and earned a tiebreaker advantage over them with the 11-5 victory.
- Pitt came back to defeat Ohio State, tying the game up in the seventh before Brock Franks hit a walk-off homer with one out in the ninth inning.
- The Panthers led wire-to-wire over the Camels, scoring a run in the first inning before erupting for four in the third and five the next inning.
- Hayden Summers earned his first victory as a Panther with 3.1 scoreless innings of relief against the Buckeyes, allowing just two batters on with a walk and single along with three strikeouts.
- Sky Duff extended his reached base streak to 32 games, as the leadoff hitter went a team-best 6-11 with a double, sacrifice fly, RBI and walk.

### **WINNING THE MUSIC CITY COLLEGE CLASSIC**

- Pitt won three of four games in the tournament hosted by Lipscomb with a two-game sweep of the host Bisons (16-0 in seven innings Saturday and 6-5 Sunday) and a split against Bradley (3-2 win and 6-5 loss).
- The Panthers clinched the top record in Nashville with a comeback victory in the finale against Lipscomb, with Jeffrey Wehler scoring in the eighth inning on a wild pitch and Bryce Hulett hitting the game-winning leadoff homer in the next inning.
- As one of four pitchers in the nation to throw at least 14 innings and not allow a run, Logan Evans pitched his second-straight seven-inning shutout with six strikeouts and only three hits and one walk allowed.
- Matt Gilbertson earned his first win of the year in the opening win against the Braves, going five innings with no earned runs, three hits, three walks and four strikeouts.
- The Panthers hit seven homers on the weekend, highlighted by a pair from Brock Franks and Kyle Hess.

### **DIFFERENT STARTS THAT LED TO PITTSBURGH**

- Almost half of Pitt's roster are transfers (16 of 36, 44.4%).
- Jeffrey Wehler and Baron Stuart are graduate transfers who have an additional year due to COVID prematurely ending the 2020 season and the NCAA granting every spring sport athlete an extra year of eligibility.
- Wehler (Youngstown State) and Stuart (USF).
- Eight have come from various junior colleges all around the nation:
- Jack Anderson (two years at Northwest-ern and one at State College of Florida), Jordan An-derson (one year at Mississippi State and Chipola), Brock Franks

(two years at Northwest Flor-ida State), Matt Gilbertson (two years at College of Southern Nevada) Bryce Hulett (two years at State College of Florida), Dylan Lester (two years Houston and one at San Jacinto College-North), Hayden Summers (one year at Walters State) and Dominic Verras-tro (two years at Lackawanna).

- Six transferred from a fellow Division I school:
- Ben Dragani (four years at Michigan), Logan Evans (two years at Penn State), Tatem Levins (three years at La Salle), Johnny Long (two years at Florida Gulf Coast), CJ McKennitt (one year at Holy Cross) and Ryan Miller (three years at North Carolina Central).

### **A LOOK BACK AT HISTORIC 2021 SEASON**

- Last year, Pitt had its most successful season in the ACC.
- The Panthers set program records for their highest ranking in the polls, No. 14 by Baseball America, consecutive weeks in the polls (nine), RPI (50), and strength of schedule (30). In ACC play, Pitt set program-bests in ACC series wins (six) and ACC victories (16).
- Pitt went 18-12 against teams that made the NCAA Regionals, tied for the second-best record in the nation. The Panthers won 17 times against Quad-one schools.
- They're just the second team to sweep Florida State and Miami in the same season.
- Pitt narrowly missed out on its first at-large bid to NCAA Regionals, as they were the second team left out (behind Baylor) by the selection committee.
- With Bell serving as the pitching coach since last season, Mitch Myers became the highest drafted Panther since 2018.
- The junior right-hander was selected in the 12th round of the MLB draft with the No. 368 pick by the Oak-land Athletics.
- Myers was one of a program-best four Panthers selected to the All-ACC Third Team: Sky Duff, Nico Popa, and David Yanni. Duff earned a selected to the ABCA/ Rawlings All-East Region Second Team.
- The third baseman had a breakout campaign in his third year in Pittsburgh and enters 2022 with 21-game reached base and 13-game hitting streaks.
- A member of the 2019 second-team, Popa is the first Panther to earn All-ACC honors twice. The all-time leader in program history in games played, starts and walks, Yanni had his best season as a Panthers in 2021.

### **REPLACING YANNI AND POPA**

- Pitt has to replace arguably the two-most important Panthers of the ACC era of the program, David Yanni and Nico Popa.
- The pair combined for 11 years starting, with Popa manning right field for five seasons and Yanni spending his first five years at shortstop and last season at second base.
- Both earned All-ACC Third-Team selections last year with Popa becoming the first Panther to earn All-ACC honors twice (second-team in 2019).
- The duo etched their name all over the record book.
- Yanni played the most games (226) and started the most (215).
- Popa is third in games played and starts (193).

- In career offensive categories, Yanni is the all-time leader in walks (148), third in doubles (50) and at-bats (774), fourth in RBIs (146), tied for fifth in hit by pitches (25), sixth in total bases (338), seventh in homers (28) and runs (144), tied for 10th in triples (eight) and 16th in hits (187).
- Popa is tied for second in hit by pitches (28), tied for fifth in triples (10), eighth in at-bats (726), tied for ninth in total bases (316), 12th in stolen bases (45), 12th in hits (208) and homers (19), 16th in runs (134) and 20th in walks (66).

### RETURNING EXPERIENCE

- While replacing two all-time performers in Popa and Yanni, the Panthers' batting lineup features names that every ACC program is familiar with.
- Pitt brings back six starting position players from 2021, with only one who's started just one year (shortstop Brock Franks).
- Ron Washington, Jr. is the most tenured of the bunch as a starter for four straight years.
- Washington, Jr. was an All-ACC All-Freshman selection in 2019 as a freshman at third base and has since been at right field and the designated hitter if not playing in the outfield.
- He is the Panthers' top returning power hitter with 59 extra-base hits, 20 homers and 102 RBI's coming into the season.
- Members of Bell's first recruiting class, Sky Duff occupies the hot corner for the second-straight season after starting at second base for 2019 and 2020, and Kyle Hess has occupied either right or left field since 2019.
- Coming in for the 2020 season, center-fielder Jordan Anderson and first baseman Bryce Hulett have started from first game played.

### NEW BULLPEN

- Pitt has to replace several workhorses from last year's bullpen.
- Jordan McCrum graduated after serving as the closer last year.
- Named to the NCBWA Stopper of the Year Midseason Watch List, McCrum registered six saves and had 35 strikeouts in 30 innings.
- Chase Smith had served as a key arm in four years in Pittsburgh and departed as the program's all-time leader in appearances (89) and tied for fourth in saves (eight) and tied for 19th in ERA (3.33).
- Chris Gomez played for the last five seasons and graduated after ranking second in career appearances (72) while contributing a 2.27 ERA and 2-0 record in 2021.
- Only a combined 42 appearances and 48 innings pitched return from Dylan Lester (15 appearances and 21.1 innings), CJ McKennitt (13 and 14.1), David Ferguson (nine and nine) and Dominic Verrastro (five and three).
- 13 pitchers joined the program with many that can start and come out of the bullpen.
- Logan Evans, Ben Dragani, Baron Stuart and Ryan Miller are three experienced veteran Division I transfers that
- Named the 85th-best transfer by Baseball America, Miller was arguably the most decorated pitcher from the MEAC in the last decade.
- Last season was named the MEAC Pitcher of the Year, HBCU Nines Large School Division National Pitcher of the Year, First Team All-MEAC, an All-American by Colle-

giate Baseball (Second Team) and NCBWA (Third Team), to the ABCA Second Team All-Region and a NCBWA Dick Howser Trophy Semifinalist.

- He set an NCCU modern era record with 10 wins (10-0), tossed consecutive complete game shutouts against Norfolk State on Feb. 27 and March 6, had a streak of 23 consecutive innings without allowing an earned run in his first four starts of the year and led the MEAC with a 2.21 ERA, which is the third-lowest in the modern era at NCCU and 10th-best in a single season in MEAC history.
- Picked the 2019 MEAC Rookie of the Year and a Collegiate Baseball Freshman All-American and Third Team All-MEAC.
- Dragani was named the 44th-best transfer by Baseball America.
- In three years at Michigan, he recorded a 3.34 ERA, 9-5 record and 73 strikeouts in 28 appearances, 14 starts and 105 innings pitched and in 2018 was named to the Collegiate Baseball News Freshman All-America, Perfect Game Freshman All-America Second Team, D1Baseball Freshman All-America Second Team selection, All-Big Ten Third Team and All-Big Ten Freshman Team.
- Evans was a two-year reliever for Penn State and went 2-1 in three appearances, totaling a 4.50 ERA and 11 strikeouts in eight innings in 2020.
- Stuart was a key arm for the last four years at USF, recorded a career 5.78 ERA, 116 strikeouts and 10-8 record in 43 appearances, 26 starts and 137 innings pitched.
- He helped the Bulls last year win the American Athletic Conference Tournament and Gainesville NCAA Regional Championships to advance to the Austin NCAA Super Regionals.
- Hayden Summers came from junior colleges while Brendon Bair, Jonathan Bautista, Harrison Coble, Kyle Demi, Will Droll, Tyler Kennedy and Quin Konuszewski.
- In Perfect Game's preseason freshman rankings, three were selected in the top-500: Kennedy (184), Bautista (308) and Bair (490).

### NEW CATCHING UNIT

- Pitt features four brand new catchers for the 2022 season: junior Tatem Levins, sophomore Johnny Long, junior Jack Anderson (also a first baseman) and freshman Luke Lambert.
- All four Panthers from last year have moved on: Jackson Phinney (transfer to Bryant), Riley Wash (transfer to UCF after graduating from Pitt), Ramon Padilla (graduated) and Nico Samarkos (graduated).
- The Panthers' catching unit however will still be an experienced group with years spent at high-levels of collegiate baseball.
- Levins is rated as the No. 19 catcher in the nation by D1Baseball.com and also the 34th-best transfer by Baseball America and No. 51 by D1Baseball.com.
- A three-year starter at La Salle, tallying a .318 batting average, .524 slugging percentage and .402 on-base percentage with 17 homers, 37 doubles and 113 RBIs.
- Last year Levins was selected to the ABCA/Rawlings All-Region Second Team and All-Atlantic 10 Second-Team last year when he batted .315 with a .416

on-base percentage and a .503 slugging percent-age and led the team with 49 runs scored, homered seven times and added 14 doubles.

- He also was picked as the 2019 A-10 and Philadelphia Big 5 Rookie of the Year and to the Collegiate Baseball Freshman All-American.
- Long was a two-year starter at Florida Gulf Coast and named to the All-Atlantic Sun Freshman Team after recording a .385 on-base percentage, .351 slugging percentage, 18 RBIs, eight extra-base hits and 24 runs with five baserunners caught stealing.
- A Pittsburgh native (Mars HS), Anderson recorded a .495 slugging percentage, .429 on-base percentage and .314 batting average at State College of Florida with 59 hits, 15 doubles, 46 runs and five homers.
- Before JUCO ball, he played two seasons at Northwestern with 11 starts.
- Lambert is also a local player from nearby West Allegheny High School where he finished his senior season with a .484 batting average and five home runs.

## CAREER RECORD WATCH

### GAMES PLAYED (BATTING)

|                        |     |            |
|------------------------|-----|------------|
| 1. David Yanni         | 226 | 2016-2021  |
| 2. Peter Parise        | 208 | 2004-07    |
| 3. Nico Popa           | 203 | 2017-2021  |
| Bryan Spamer           | 203 | 2001-04    |
| 5. Casey Roche         | 202 | 2011-13    |
| 6. Sean Conley         | 201 | 2005-08    |
| Brad Rea               | 201 | 1999-02    |
| 8. Scott Folmar        | 198 | 2000-03    |
| 9. Ron Washington, Jr. | 197 | 2018-Pres. |
| Stuart Rykaceski       | 197 | 1999-03    |

### GAMES STARTED (BATTING)

|                        |     |            |
|------------------------|-----|------------|
| 1. David Yanni         | 226 | 2016-2021  |
| 2. Peter Parise        | 208 | 2004-07    |
| 3. Nico Popa           | 203 | 2017-2021  |
| Bryan Spamer           | 203 | 2001-04    |
| 5. Casey Roche         | 197 | 2011-13    |
| 6. Sean Conley         | 196 | 2005-08    |
| 7. Ron Washington, Jr. | 192 | 2018-Pres. |
| Brad Rea               | 192 | 1999-02    |
| 9. Scott Folmar        | 190 | 2000-03    |
| 10. Frank Maldonado    | 187 | 2014-18    |

### AT BATS

|                        |     |            |
|------------------------|-----|------------|
| 1. Peter Parise        | 827 | 2004-07    |
| 2. Sean Conley         | 785 | 2005-08    |
| 3. David Yanni         | 774 | 2016-2021  |
| 4. Casey Roche         | 755 | 2011-14    |
| 5. Bryan Spamer        | 748 | 2001-04    |
| 6. Ron Washington, Jr. | 743 | 2018-Pres. |
| 7. Danny Lopez         | 731 | 2007-10    |
| Brad Rhea              | 731 | 1999-02    |
| 9. Nico Popa           | 726 | 2017-21    |
| 10. John Schultz       | 715 | 2008-11    |

### HITS

|                         |     |            |
|-------------------------|-----|------------|
| 1. Peter Parise         | 253 | 2004-07    |
| 2. John Shultz          | 251 | 2008-11    |
| 3. Bryan Spamer         | 250 | 2001-04    |
| 4. Casey Roche          | 240 | 2011-14    |
| 5. Brad Rhea            | 237 | 1999-02    |
| 6. Danny Lopez          | 231 | 2007-10    |
| 7. Sean Conley          | 227 | 2005-08    |
| 8. Joe Leonard          | 226 | 2008-10    |
| 9. Ben Copeland         | 215 | 2003-05    |
| 10. Stuart Rykaceski    | 214 | 1999-03    |
| 11. Jim Negrych         | 213 | 2004-06    |
| 12. Ron Washington, Jr. | 210 | 2018-Pres. |
| 13. Nico Popa           | 208 | 2017-21    |
| 14. Kevan Smith         | 204 | 2004-06    |
| 15. Frank Maldonado     | 200 | 2014-18    |
| 16. Lou Melucci         | 197 | 1996-99    |
| 17. David Yanni         | 187 | 2016-21    |
| 18. Sky Duff            | 169 | 2019-Pres. |

### DOUBLES

|                        |    |            |
|------------------------|----|------------|
| 1. John Shultz         | 53 | 2008-11    |
| 2. Ben Copeland        | 51 | 2003-05    |
| 3. David Yanni         | 38 | 2016-21    |
| 4. Jim Negrych         | 48 | 2004-06    |
| 5. Ron Washington, Jr. | 47 | 2018-Pres. |
| Brad Rhea              | 47 | 1999-02    |
| 7. Casey Roche         | 46 | 2011-14    |
| 8. Stephen Vranka      | 44 | 2011-14    |
| Joe Leonard            | 44 | 2008-11    |
| 10. Bryan Spamer       | 43 | 2001-04    |
| 11. Peter Parise       | 41 | 2004-07    |
| 12. Kevan Smith        | 40 | 2009-11    |
| Stuart Rykaceski       | 40 | 1999-03    |
| 14. Morgan Kielty      | 39 | 2006-09    |
| 15. Sky Duff           | 38 | 2019-Pres. |

### HOME RUNS

|                        |    |            |
|------------------------|----|------------|
| 1. Brad Rea            | 46 | 1999-02    |
| 2. Jim Negrych         | 34 | 2004-06    |
| 3. Ron Washington, Jr. | 33 | 2018-Pres. |
| Joe Lydic              | 33 | 1999-00    |
| Steve Dickinson        | 33 | 1996-99    |
| 6. Brant Colamarino    | 32 | 2000-02    |
| 7. David Chester       | 31 | 2010-11    |
| 8. David Yanni         | 28 | 2016-21    |
| 9. P.J. Hiser          | 26 | 2002-04    |
| 10. Chris Sedon        | 22 | 2009       |

### TOTAL BASES

|                        |     |            |
|------------------------|-----|------------|
| 1. Brad Rea            | 428 | 1999-02    |
| 2. Jim Negrych         | 367 | 2004-06    |
| 3. Ron Washington, Jr. | 360 | 2018-Pres. |
| 4. Casey Roche         | 351 | 2011-14    |
| 5. John Schultz        | 349 | 2008-11    |
| 6. Bryan Spamer        | 341 | 2001-04    |
| 7. David Yanni         | 338 | 2016-21    |
| Ben Copeland           | 338 | 2003-05    |
| 9. Peter Parise        | 333 | 2004-07    |
| 10. Nico Popa          | 316 | 2017-21    |
| Danny Lopez            | 316 | 2007-10    |

### RUNS BATTED IN

|                        |     |            |
|------------------------|-----|------------|
| 1. Brad Rea            | 198 | 1999-02    |
| 2. Jim Negrych         | 164 | 2004-06    |
| 3. Casey Roche         | 159 | 2011-14    |
| 4. David Yanni         | 146 | 2016-21    |
| 5. Joe Leonard         | 143 | 2008-10    |
| 6. Bryan Spamer        | 140 | 2001-04    |
| 7. Ron Washington, Jr. | 139 | 2018-Pres. |
| 8. Sean Conley         | 133 | 2005-08    |
| 9. Danny Lopez         | 126 | 2007-10    |
| Peter Parise           | 126 | 2004-07    |

### WALKS

|                         |     |            |
|-------------------------|-----|------------|
| 1. David Yanni          | 148 | 2016-21    |
| 2. John Shultz          | 142 | 2008-11    |
| 3. Sky Duff             | 122 | 2019-Pres. |
| 4. Jacob Wright         | 116 | 2015-14    |
| 5. Jim Negrych          | 107 | 2004-06    |
| 6. Stuart Rykaceski     | 92  | 1999-03    |
| 7. Bryan Spamer         | 91  | 2001-04    |
| 8. Sean Conley          | 90  | 2005-08    |
| Scott Folmar            | 90  | 2000-03    |
| 10. Dan Williams        | 88  | 2005-08    |
| 11. Ron Washington, Jr. | 87  | 2018-Pres. |
| Brant Colamarino        | 87  | 2000-02    |

### GAMES STARTED (PITCHING)

|                     |    |            |
|---------------------|----|------------|
| 1. Paul Nardozzi    | 52 | 2004-07    |
| 2. Matt Wotherspoon | 50 | 2011-14    |
| 3. Corey Baker      | 49 | 2008-11    |
| 4. Matt Iannazzo    | 47 | 2009-12    |
| Robert Brant        | 47 | 2005-08    |
| 6. Ethan Mildren    | 40 | 2011-13    |
| 7. Nate Reed        | 37 | 2007-09    |
| Dan Rhoten          | 37 | 2001-05    |
| 9. Dan Hammer       | 36 | 2017-19    |
| 10. Matt Irvin      | 34 | 1998-01    |
| Jory Coughenour     | 34 | 1997-00    |
| Gregg Mrochko       | 34 | 1992-95    |
| 13. T.J. Zeuch      | 33 | 2014-16    |
| 14. Billy Corcoran  | 32 | 2019-Pres. |
| 15. Matt Gilbertson | 31 | 2020-Pres. |

### INNINGS PITCHED

|                  |       |         |
|------------------|-------|---------|
| 1. Matt Iannazzo | 342.0 | 2009-12 |
| 2. Corey Baker   | 332.0 | 2008-11 |

|                     |       |            |
|---------------------|-------|------------|
| 3. Matt Wotherspoon | 327.1 | 2011-14    |
| 4. Robert Brant     | 305.1 | 2005-08    |
| 5. Paul Nardozzi    | 285.2 | 2004-07    |
| 6. Ethan Mildren    | 281.1 | 2011-13    |
| 7. Jory Coughenour  | 233.0 | 1997-00    |
| 8. John Schultz     | 224.2 | 1996-99    |
| 9. Don Rhoten       | 223.1 | 2001-05    |
| 10. Tedde Campbell  | 221.0 | 1994-95    |
| 11. Matt Irvin      | 217.1 | 1998-01    |
| 12. T.J. Zeuch      | 213.2 | 2014-16    |
| 13. Gregg Mrochko   | 208.0 | 1992-95    |
| 14. Jeff Barnyak    | 202.1 | 2001-05    |
| 15. Matt Gilbertson | 200.1 | 2020-Pres. |
| 16. Ronnie Moog     | 197.1 | 1955-57    |
| 17. Dan Hammer      | 187.1 | 2017-19    |
| 18. Billy Corcoran  | 184.1 | 2019-Pres. |

### WINS

|                     |    |            |
|---------------------|----|------------|
| 1. Matt Iannazzo    | 28 | 2009-12    |
| 2. Corey Baker      | 24 | 2008-11    |
| 3. Matt Wotherspoon | 23 | 2011-14    |
| 4. Tedde Campbell   | 21 | 1994-95    |
| 5. Ethan Mildren    | 20 | 2011-13    |
| Gregg Mrochko       | 20 | 1992-95    |
| 7. Paul Nardozzi    | 19 | 2004-07    |
| 8. Aaron Krause     | 17 | 1981-84    |
| 9. Matt Gilbertson  | 16 | 2020-Pres. |
| Nick Evangelista    | 16 | 2003-04    |
| Eric Ackerman       | 16 | 1999-02    |

### SAVES

|                   |    |         |
|-------------------|----|---------|
| 1. Yasin Chentouf | 16 | 2016-18 |
| 2. Joe Leonard    | 11 | 2008-10 |
| 3. Joseph Harvey  | 9  | 2012-14 |
| 4. Chase Smith    | 8  | 2018-21 |
| J.R. Leonardi     | 8  | 2010-14 |
| Tanner Wilt       | 8  | 2012-13 |
| Mike Rohrbach     | 8  | 1995-96 |
| 7. Baron Stuart   | 7  | 2022    |
| Kyle Landi        | 7  | 2006-07 |
| Scott Schultz     | 7  | 1998-02 |
| Jason Rakaczewski | 7  | 1996    |

### STRIKEOUTS

|                     |     |            |
|---------------------|-----|------------|
| 1. Robert Brant     | 298 | 2005-08    |
| 2. Paul Nardozzi    | 268 | 2004-07    |
| 3. Matt Wotherspoon | 257 | 2011-14    |
| 4. Matt Iannazzo    | 239 | 2009-12    |
| 5. Dave Welty       | 238 | 1966-68    |
| 6. Corey Baker      | 221 | 2008-11    |
| 7. T.J. Zeuch       | 205 | 2014-16    |
| 8. Ethan Mildren    | 197 | 2011-13    |
| 9. Dan Hammer       | 189 | 2017-19    |
| 10. Bill Muldowney  | 188 | 2005-06    |
| 11. John Schultz    | 185 | 1996-99    |
| 12. Nate Reed       | 183 | 2007-09    |
| John Carlisle       | 183 | 1962-63    |
| 14. Matt Gilbertson | 179 | 2020-Pres. |
| 15. Matt Pidich     | 172 | 2014-18    |
| 16. Matt Irvin      | 169 | 1998-01    |
| Tedde Campbell      | 169 | 1994-95    |
| 18. Don Rhoten      | 160 | 2001-05    |
| 19. Billy Corcoran  | 157 | 2019-Pres. |



## SINGLE SEASON LEADERS

### DOUBLES

|     |                           |           |             |
|-----|---------------------------|-----------|-------------|
| 1.  | Joe Leonard               | 23        | 2010        |
|     | Ben Copeland              | 23        | 2005        |
| 3.  | John Shultz               | 20        | 2010        |
|     | Jim Negrych               | 20        | 2004        |
| 5.  | <b>Sky Duff</b>           | <b>18</b> | <b>2021</b> |
|     | Stephen Vranka            | 18        | 2013        |
|     | Kevan Smith               | 18        | 2010        |
|     | Stuart Rykaceski          | 18        | 2003        |
|     | Brant Colamarino          | 18        | 2001        |
| 10. | <b>Ron Washington Jr.</b> | <b>17</b> | <b>2019</b> |
|     | <b>Jeffrey Wehler</b>     | <b>17</b> | <b>2022</b> |
|     | Liam Sabino               | 17        | 2018        |
|     | Alex Kowalczyk            | 17        | 2016        |
|     | Casey Roche               | 17        | 2012        |
|     | Kevan Smith               | 17        | 2011        |
|     | Sean Conley               | 17        | 2008        |

### HOME RUNS

|     |                            |           |             |
|-----|----------------------------|-----------|-------------|
| 1.  | Chris Sedon                | 22        | 2009        |
| 2.  | P.J. Hiser                 | 21        | 2004        |
| 3.  | Brant Colamarino           | 19        | 2002        |
|     | Joe Lydic                  | 19        | 2000        |
| 5.  | Brad Rea                   | 18        | 2002        |
| 6.  | Liam Sabino                | 16        | 2018        |
|     | David Chester              | 16        | 2011        |
|     | Jim Negrych                | 16        | 2005        |
| 8.  | <b>Tatem Levins</b>        | <b>15</b> | <b>2022</b> |
|     | Connor Perry               | 15        | 2019        |
|     | David Chester              | 15        | 2010        |
| 11. | Joe Lydic                  | 14        | 1999        |
| 12. | <b>Ron Washington, Jr.</b> | <b>13</b> | <b>2022</b> |
|     | Tom Cashman                | 13        | 2004        |
|     | Steve Dickinson            | 13        | 1999        |
|     | Steve Dickinson            | 13        | 1997        |

### TOTAL BASES

|     |                     |            |             |
|-----|---------------------|------------|-------------|
| 1.  | Chris Sedon         | 160        | 2009        |
| 2.  | Joe Leonard         | 159        | 2010        |
| 3.  | Ben Copeland        | 154        | 2005        |
| 4.  | P.J. Hiser          | 150        | 2004        |
| 5.  | Joe Lydic           | 143        | 2000        |
| 6.  | Brant Colamarino    | 142        | 2002        |
|     | Brad Rea            | 142        | 2002        |
| 8.  | Kevan Smith         | 141        | 2011        |
| 9.  | Joe Lydic           | 137        | 1999        |
| 10. | David Chester       | 133        | 2011        |
| 11. | Jim Negrych         | 129        | 2005        |
| 12. | David Chester       | 126        | 2010        |
| 13. | Nico Popa           | 125        | 2019        |
|     | Liam Sabino         | 125        | 2018        |
|     | John Shultz         | 125        | 2010        |
| 16. | Rick Devereaux      | 124        | 2012        |
| 17. | Casey Roche         | 122        | 2013        |
| 18. | <b>Tatem Levins</b> | <b>121</b> | <b>2022</b> |
|     | Connor Perry        | 121        | 2019        |
|     | Stephen Vranka      | 121        | 2013        |

### RUNS BATTED IN

|     |                      |    |      |
|-----|----------------------|----|------|
| 1.  | Joe Leonard          | 71 | 2010 |
| 2.  | P.J. Hiser           | 67 | 2004 |
| 3.  | Brad Rea             | 66 | 2002 |
| 4.  | Casey Roche          | 65 | 2013 |
|     | David Chester        | 65 | 2010 |
| 6.  | Chris Sedon          | 62 | 2009 |
| 7.  | David Chester        | 60 | 2011 |
|     | Jim Negrych          | 60 | 2006 |
| 9.  | Jim Negrych          | 59 | 2005 |
| 10. | Brant Colamarino     | 58 | 2002 |
| 11. | Kevan Smith          | 56 | 2011 |
| 12. | Steven Shelinsky Jr. | 54 | 2013 |
|     | Rick Devereaux       | 54 | 2012 |
| 14. | Joe Lydic            | 53 | 1999 |

|     |                     |           |             |
|-----|---------------------|-----------|-------------|
| 15. | <b>Tatem Levins</b> | <b>52</b> | <b>2022</b> |
|     | Zach Duggan         | 52        | 2010        |
|     | Jon DeBernardis     | 52        | 1995        |

### WALKS

|     |                      |           |             |
|-----|----------------------|-----------|-------------|
| 1.  | Steven Shelinsky Jr. | 51        | 2013        |
| 2.  | Cole MacLaren        | 44        | 2019        |
|     | Nick Mullins         | 44        | 2008        |
|     | Jim Negrych          | 44        | 2005        |
| 5.  | David Yanni          | 43        | 2018        |
|     | John Schultz         | 43        | 2011        |
| 7.  | Jacob Wright         | 41        | 2015        |
|     | Bryan Spamer         | 41        | 2003        |
| 9.  | <b>CJ Funk</b>       | <b>40</b> | <b>2022</b> |
|     | <b>Sky Duff</b>      | <b>40</b> | <b>2019</b> |
|     | David Chester        | 40        | 2011        |
|     | Jim Negrych          | 40        | 2006        |
|     | Brant Colamarino     | 40        | 2002        |
| 14. | <b>Sky Duff</b>      | <b>39</b> | <b>2022</b> |
|     | Cole MacLaren        | 39        | 2018        |
|     | Jacob Wright         | 39        | 2017        |
| 15. | Craig Crawley        | 37        | 1994        |
|     | Dennis Stich         | 37        | 1981        |
| 17. | <b>Bryce Hulett</b>  | <b>36</b> | <b>2022</b> |
|     | Liam Sabino          | 36        | 2018        |
|     | Elvin Soto           | 36        | 2013        |
|     | Stephen Vranka       | 36        | 2013        |
|     | Ben Copeland         | 36        | 2005        |
|     | Rob Garvey           | 36        | 1997        |

### HIT BY PITCHES

|     |                      |           |             |
|-----|----------------------|-----------|-------------|
| 1.  | Josh Mellor          | 23        | 1995        |
| 2.  | David Kirilloff      | 18        | 1989        |
| 3.  | Anthony Defabio      | 17        | 2012        |
| 4.  | David Chester        | 14        | 2010        |
| 5.  | Frank Maldonado      | 13        | 2016        |
|     | Frank Maldonado      | 13        | 2015        |
| 7.  | Nico Popa            | 12        | 2019        |
|     | Sam Parente          | 12        | 2013        |
|     | Casey Roche          | 12        | 2013        |
|     | Greg Christman       | 12        | 1992        |
|     | Pete Colangelo       | 12        | 1958        |
|     | Joe Walton           | 12        | 1957        |
| 13. | <b>Tatem Levins</b>  | <b>11</b> | <b>2022</b> |
|     | Alex Amos            | 11        | 2017        |
|     | Frank Maldonado      | 11        | 2017        |
|     | Alex Kowalczyk       | 11        | 2016        |
|     | Evan Oswald          | 11        | 2013        |
|     | Steven Shelinsky Jr. | 11        | 2013        |
|     | Zach Duggan          | 11        | 2010        |
|     | Jeff Montgomery      | 11        | 1995        |
|     | Jon Weaver           | 11        | 1989        |

### GAMES (PITCHING)

|     |                       |           |             |
|-----|-----------------------|-----------|-------------|
| 1.  | Chase Smith           | 33        | 2019        |
| 2.  | Jon Danielczyk        | 29        | 2014        |
| 3.  | RJ Freure             | 27        | 2018        |
| 4.  | Chase Smith           | 26        | 2021        |
|     | Sam Mersing           | 26        | 2017        |
|     | Tedde Campbell        | 26        | 1995        |
| 7.  | <b>Baron Stuart</b>   | <b>25</b> | <b>2022</b> |
|     | Yasin Chentouf        | 25        | 2018        |
|     | Alex Caravella        | 25        | 2011        |
| 10. | Brady Devereux        | 24        | 2019        |
|     | Hobie Harris          | 24        | 2015        |
|     | Cole Taylor           | 24        | 2010        |
|     | Justin Cicatello      | 24        | 2006        |
| 14. | <b>Brady Devereux</b> | <b>23</b> | <b>2022</b> |
|     | David Moore           | 23        | 2019        |
|     | Nick Parnell          | 23        | 2015        |
|     | Joseph Harvey         | 23        | 2013        |
|     | David Kaye            | 23        | 2008        |
|     | Brian Jacobsen        | 23        | 2003        |

|               |    |      |
|---------------|----|------|
| Mike Rohrbach | 23 | 1996 |
| Mike Rohrbach | 23 | 1995 |

### GAMES STARTED (PITCHING)

|     |                        |           |             |
|-----|------------------------|-----------|-------------|
| 1.  | Josh Mitchell          | 16        | 2017        |
|     | Tedde Campbell         | 16        | 1995        |
| 3.  | Matt Pidich            | 15        | 2018        |
|     | Ethan Mildren          | 15        | 2013        |
|     | Matt Wotherspoon       | 15        | 2013        |
|     | Matt Iannazzo          | 15        | 2012        |
|     | Corey Baker            | 15        | 2010        |
| 8.  | <b>Matt Gilbertson</b> | <b>14</b> | <b>2022</b> |
|     | Josh Falk              | 14        | 2017        |
|     | T.J. Zeuch             | 14        | 2015        |
|     | Matt Wotherspoon       | 14        | 2014        |
|     | Rhys Aldenhoven        | 14        | 2013        |
|     | Ethan Mildren          | 14        | 2012        |
|     | Matt Wotherspoon       | 14        | 2012        |
|     | Corey Baker            | 14        | 2011        |
|     | Matt Iannazzo          | 14        | 2011        |
|     | Robert Brant           | 14        | 2007        |
|     | Paul Nardozi           | 14        | 2007        |
|     | Nick Evangelista       | 14        | 2004        |
|     | Nick Evangelista       | 14        | 2003        |
| 20. | <b>Billy Corcoran</b>  | <b>13</b> | <b>2022</b> |
|     | <b>Logan Evans</b>     | <b>13</b> | <b>2022</b> |
|     | <b>Matt Gilbertson</b> | <b>13</b> | <b>2021</b> |
|     | Mitch Myers            | 13        | 2021        |
|     | Dan Hammer             | 13        | 2019        |
|     | Blair Calvo            | 13        | 2018        |
|     | Aaron Sandefur         | 13        | 2016        |
|     | Marc Berube            | 13        | 2015        |
|     | Matt Iannazzo          | 13        | 2010        |
|     | Corey Baker            | 13        | 2009        |
|     | Nate Reed              | 13        | 2009        |
|     | Robert Brant           | 13        | 2008        |
|     | Nate Reed              | 13        | 2008        |
|     | Nate Reed              | 13        | 2007        |

### INNINGS PITCHED

|     |                        |             |             |
|-----|------------------------|-------------|-------------|
| 1.  | Tedde Campbell         | 135.0       | 1995        |
| 2.  | Ethan Mildren          | 114.2       | 2013        |
| 3.  | Matt Wotherspoon       | 106.2       | 2013        |
| 4.  | Corey Baker            | 105.2       | 2010        |
| 5.  | Matt Iannazzo          | 102.1       | 2011        |
| 6.  | Matt Iannazzo          | 100.1       | 2012        |
| 7.  | Ethan Mildren          | 95.2        | 2012        |
| 8.  | Dick Shannon           | 95.1        | 1953        |
| 9.  | Matt Iannazzo          | 93.1        | 2010        |
| 10. | Paul Nardozi           | 93.0        | 2007        |
| 11. | <b>Matt Gilbertson</b> | <b>91.1</b> | <b>2022</b> |
|     | Matt Pidich            | 91.1        | 2018        |
|     | Matt Wotherspoon       | 91.1        | 2012        |

### WINS

|     |                        |          |             |
|-----|------------------------|----------|-------------|
| 1.  | Tedde Campbell         | 15       | 1995        |
| 2.  | Corey Baker            | 11       | 2010        |
|     | Matt Iannazzo          | 11       | 2010        |
| 4.  | Ethan Mildren          | 10       | 2013        |
| 5.  | Matt Wotherspoon       | 9        | 2013        |
|     | Gregg Mrochko          | 9        | 1994        |
| 7.  | <b>Matt Gilbertson</b> | <b>8</b> | <b>2022</b> |
|     | Rhys Aldenhoven        | 8        | 2013        |
|     | Matt Iannazzo          | 8        | 2011        |
|     | Nick Evangelista       | 8        | 2004        |
|     | Nick Evangelista       | 8        | 2003        |
|     | Mike Rohrbach          | 8        | 1995        |
|     | Larry LaMonde          | 8        | 1981        |
| 14. | <b>Billy Corcoran</b>  | <b>7</b> | <b>2022</b> |
|     | Matt Iannazzo          | 7        | 2012        |
|     | Robert Brant           | 7        | 2005        |
|     | Bill Muldowney         | 7        | 2005        |
|     | Eric Ackerman          | 7        | 2002        |

## SINGLE SEASON LEADERS

|                 |   |      |
|-----------------|---|------|
| Aaron Krause    | 7 | 1981 |
| Allen Lachowicz | 7 | 1981 |
| Dick Shannon    | 7 | 1953 |

## SAVES

|    |                     |          |             |
|----|---------------------|----------|-------------|
| 1. | Dick Shannon        | 10       | 1953        |
| 2. | Yasin Chentouf      | 8        | 2018        |
|    | Larry LaMonde       | 8        | 1981        |
| 4. | <b>Baron Stuart</b> | <b>7</b> | <b>2022</b> |
|    | Billy Muldowney     | 7        | 2005        |
|    | Tedde Campbell      | 7        | 1995        |
|    | Allen Lachowicz     | 7        | 1981        |
|    | Bob Russell         | 7        | 1951        |
| 9. | Jordan McCrum       | 6        | 2021        |
|    | Yasin Chentouf      | 6        | 2016        |
|    | Tanner Wilt         | 6        | 2012        |
|    | Nick Evangelista    | 6        | 2003        |
|    | Joe Engel           | 6        | 2001        |
|    | Rich Lowman         | 6        | 1988        |
|    | Aaron Krause        | 6        | 1984        |
|    | Tom Seebacher       | 6        | 1982        |
|    | Aaron Krause        | 6        | 1981        |
|    | Don Kennedy         | 6        | 1976        |
|    | Dave Welly          | 6        | 1967        |
|    | Dave Welly          | 6        | 1966        |
|    | Larry Brent         | 6        | 1950        |
|    | Bob Malloy          | 6        | 1941        |

## STRIKEOUTS

|     |                        |           |             |
|-----|------------------------|-----------|-------------|
| 1.  | Tedde Campbell         | 109       | 1995        |
| 2.  | John Carlisle          | 105       | 1963        |
| 3.  | Matt Pidich            | 99        | 2018        |
|     | Billy Muldowney        | 99        | 2006        |
| 5.  | RJ Freure              | 95        | 2018        |
| 6.  | T.J. Zeuch             | 90        | 2015        |
|     | Paul Nardozzi          | 90        | 2007        |
| 8.  | Billy Muldowney        | 89        | 2005        |
|     | Dave Welty             | 89        | 1967        |
| 10. | <b>Matt Gilbertson</b> | <b>87</b> | <b>2022</b> |
|     | P.J. Hiser             | 87        | 2002        |

NUMERICAL ROSTER

| No. | Name               | Year | Pos. | B/T | Ht.  | Wt. | Hometown/High School (Previous School)                          |
|-----|--------------------|------|------|-----|------|-----|---|
| 1   | Tommy Tavaréz      | FR   | INF  | R/R | 5-11 | 160 | Brooklyn, N.Y./Citius Prep                                      |
| 2   | Jeffrey Wehler     | SR   | INF  | R/R | 6-0  | 195 | St. Mary's, Pa./St. Mary's Area (Youngstown State)              |
| 3   | Sky Duff           | JR   | INF  | L/R | 5-9  | 180 | Shamong, N.J./Bishop Eustace Prep                               |
| 5   | Jordan Anderson    | SR   | OF   | R/R | 6-1  | 185 | Madison, Ala./James Clemens (Chipola College/Mississippi State) |
| 6   | Dom Popa           | SO   | OF   | L/L | 5-11 | 170 | Pittsburgh, Pa. / Seton-LaSalle                                 |
| 8   | Brady Devereux     | R-SO | P    | R/R | 6-2  | 200 | Glen Mills, Pa./Malvern Prep                                    |
| 11  | Brock Franks       | JR   | INF  | L/R | 6-1  | 180 | San Diego, Calif./Rancho Bernardo (Northwest Florida State JC)  |
| 13  | Nick Giamarusti    | FR   | OF   | R/R | 6-0  | 183 | Chicago, Ill./Notre Dame  |
| 14  | Tatem Levins       | JR   | C    | L/R | 6-0  | 206 | Langhorne, Pa./Notre Dame (La Salle)                            |
| 15  | Bryce Hulett       | SR   | INF  | L/L | 6-2  | 200 | Lake Wales, Fla./ Lake Wales (Southern Nevada)                  |
| 17  | Josh Overbeek      | FR   | UTL  | S/R | 6-1  | 197 | Cincinnati, Ohio/Anderson                                       |
| 18  | Johnny Long        | SO   | C    | R/R | 5-9  | 174 | Naples, Fla./Barron Collier (Florida Gulf Coast University)     |
| 19  | Luke Lambert       | FR   | C    | R/R | 5-7  | 174 | McDonald, Pa./West Allegheny                                    |
| 20  | Cameron Barto      | R-SO | INF  | S/R | 5-11 | 175 | Lancaster, Pa./Lancaster Catholic                               |
| 21  | Kyle Hess          | JR   | OF   | L/R | 6-1  | 200 | Mount Joy, Pa./Donegal  |
| 23  | Ron Washington Jr. | SR   | OF   | R/R | 6-1  | 215 | Houston, Texas/Ridge Point                                      |
| 24  | Ben Dragani        | R-JR | P    | L/L | 6-4  | 238 | Brookfield, Wis./Catholic Memorial (Michigan)                   |
| 26  | Baron Stuart       | SR   | P    | R/R | 6-4  | 209 | Okeechobee, Fla./Okeechobee (USF)                               |
| 27  | Hayden Summers     | SO   | P    | R/R | 5-10 | 175 | Greensboro, N.C./Northwest Guilford (Walters State CC)          |
| 29  | Jonathan Bautista  | FR   | P    | R/R | 6-3  | 202 | Philadelphia, Pa./Springside Chestnut Hill Academy              |
| 30  | Tyler Kennedy      | FR   | P    | R/R | 6-3  | 223 | Columbia, S.C./ Georgia Premier Academy                         |
| 31  | Kyle Demi          | FR   | P    | R/R | 6-1  | 221 | Wexford, Pa./North Allegheny                                    |
| 32  | Billy Corcoran     | JR   | P    | R/R | 6-8  | 220 | Milmont Park, Pa./Malvern Prep                                  |
| 33  | Jack Anderson      | JR   | 1B/C | R/R | 6-3  | 217 | Mars, Pa./Mars Area (Northwestern/State College of Florida)     |
| 34  | Will Droll         | FR   | P    | L/L | 6-1  | 185 | Thunder Bay, Ontario, Canada/St. Ignatius                       |
| 36  | Dylan Lester       | R-SR | P    | R/R | 6-1  | 210 | Brenham, Texas/Brenham (Houston/San Jacinto CC)                 |
| 38  | C.J. McKennitt     | JR   | P    | R/R | 6-2  | 210 | Concord, Mass./St. Mark's (Holy Cross)                          |
| 39  | CJ Funk            | SO   | OF   | R/R | 6-0  | 215 | Bellefonte, Pa./Bellefonte Area                                 |
| 43  | Ryan Miller        | JR   | P    | R/R | 6-1  | 217 | Blandon, Pa./Fleetwood Area (North Carolina Central)            |
| 45  | Matt Gilbertson    | SR   | P    | R/R | 6-0  | 190 | Henderson, Nev./ Green Valley (Southern Nevada)                 |
| 46  | Quin Konuszewski   | FR   | P    | L/L | 5-11 | 182 | Saginaw, Mich./Heritage   |
| 49  | Dominic Verrastro  | JR   | P    | R/R | 6-1  | 175 | Scott Township, Pa./Lakeland (Lackawanna JC)                    |
| 55  | Logan Evans        | SO   | P    | R/R | 6-5  | 223 | Saline, Mich./Saline (Penn State)                               |

PRONUNCIATIONS

|                  |                             |
|------------------|-----------------------------|
| Billy Corcoran   | cork-rin                    |
| Brady Devereux   | dev-eh-row                  |
| Ben Dragani      | Druh-gone-ee                |
| Nick Giamarusti  | Gee-uh-mur-rue-stee         |
| Quin Konuszewski | Kon-uh-schev-ski            |
| Ty Megahee       | Muh-gay-hee                 |
| Jeffrey Wehler   | (Like the animal) Whale-uhr |

PANTHERS BY POSITION

| CATCHERS           |      | PITCHERS          |      |
|--------------------|------|-------------------|------|
| Jack Anderson      | JR   | Jonathan Bautista | FR   |
| Luke Lambert       | FR   | Billy Corcoran    | JR   |
| Johnny Long        | SO   | Kyle Demi         | FR   |
| Tatum Levins       | JR   | Brady Devereux    | R-SO |
| Josh Overbeek      | FR   | Ben Dragani       | R-JR |
|                    |      | Will Droll        | FR   |
|                    |      | Logan Evans       | FR   |
|                    |      | Matt Gilbertson   | SR   |
|                    |      | Tyler Kennedy     | FR   |
|                    |      | Quin Konuszewski  | FR   |
|                    |      | Dylan Lester      | R-SR |
|                    |      | C.J. McKennitt    | JR   |
|                    |      | Ryan Miller       | JR   |
|                    |      | Baron Stuart      | SR   |
|                    |      | Hayden Summers    | SO   |
|                    |      | Dominic Verrastro | SO   |
| INFIELDERS         |      |                   |      |
| Jack Anderson      | JR   |                   |      |
| Cameron Barto      | R-SO |                   |      |
| Sky Duff           | JR   |                   |      |
| Brock Franks       | JR   |                   |      |
| Bryce Hulett       | SR   |                   |      |
| Josh Overbeek      | FR   |                   |      |
| Tommy Tavaréz      | FR   |                   |      |
| Ron Washington Jr. | JR   |                   |      |
| Jeffrey Wehler     | SR   |                   |      |
| OUTFIELDERS        |      |                   |      |
| Jordan Anderson    | JR   |                   |      |
| CJ Funk            | SO   |                   |      |
| Nick Giamarusti    | FR   |                   |      |
| Kyle Hess          | JR   |                   |      |
| Dom Popa           | SO   |                   |      |
| Ron Washington Jr. | JR   |                   |      |


ALPHABETICAL ROSTER

| No. | Name               | Year | Pos.  |
|-----|--------------------|------|-------|
| 33  | Jack Anderson      | JR   | 1B/C  |
| 5   | Jordan Anderson    | SR   | OF    |
| 20  | Cameron Barto      | R-SO | INF   |
| 29  | Jonathan Bautista  | FR   | P     |
| 32  | Billy Corcoran     | JR   | RHP   |
| 31  | Kyle Demi          | FR   | P     |
| 8   | Brady Devereux     | R-SO | P     |
| 24  | Ben Dragani        | R-JR | P     |
| 34  | Will Droll         | FR   | P     |
| 3   | Sky Duff           | JR   | INF   |
| 55  | Logan Evans        | SO   | P     |
| 11  | Brock Franks       | JR   | INF   |
| 39  | CJ Funk            | SO   | OF    |
| 13  | Nick Giamarusti    | FR   | OF    |
| 45  | Matt Gilbertson    | SR   | P     |
| 21  | Kyle Hess          | JR   | OF    |
| 15  | Bryce Hulett       | SR   | INF   |
| 30  | Tyler Kennedy      | FR   | P     |
| 46  | Quin Konuszewski   | FR   | P     |
| 19  | Luke Lambert       | FR   | C     |
| 36  | Dylan Lester       | R-SR | P     |
| 14  | Tatem Levins       | JR   | C     |
| 18  | Johnny Long        | SO   | C     |
| 38  | C.J. McKennitt     | JR   | P     |
| 43  | Ryan Miller        | JR   | P     |
| 17  | Josh Overbeek      | FR   | UTL   |
| 6   | Dom Popa           | SO   | OF    |
| 26  | Baron Stuart       | SR   | P     |
| 27  | Hayden Summers     | SO   | P     |
| 1   | Tommy Tavaréz      | FR   | INF   |
| 49  | Dominic Verrastro  | SO   | RHP   |
| 23  | Ron Washington Jr. | JR   | OF/1B |
| 2   | Jeffrey Wehler     | SR   | INF   |


PANTHERS BY STATE

|  |
|--|
| <b>ALABAMA (1)</b><br>Jordan Anderson  |
| <b>CALIFORNIA (1)</b><br>Brock Franks  |
| <b>FLORIDA (3)</b><br>Bryce Hulett, Johnny Long, Baron Stuart  |
| <b>ILLINOIS (1)</b><br>Nick Giamarusti   |
| <b>MASSACHUSETTS (1)</b><br>C.J. McKennitt   |
| <b>MICHIGAN (2)</b><br>Quin Konuszewski, Logan Evans   |
| <b>NEVADA (1)</b><br>Matt Gilbertson   |
| <b>NEW JERSEY (1)</b><br>Sky Duff  |
| <b>NEW YORK (1)</b><br>Tommy Tavaréz   |
| <b>NORTH CAROLINA (1)</b><br>Hayden Summers  |
| <b>OHIO (1)</b><br>Josh Overbeek   |
| <b>PENNSYLVANIA (14)</b><br>Jack Anderson, Cameron Barto, Jonathan Bautista, Billy Corcoran, Kyle Demi, Brady Devereux, CJ Funk, Kyle Hess, Luke Lambert, Tatum Levins, Ryan Miller, Dom Popa, Dominic Verrastro, Jeffrey Wehler |
| <b>SOUTH CAROLINA (1)</b><br>Tyler Kennedy   |
| <b>TEXAS (2)</b><br>Dylan Lester, Ron Washington Jr.   |
| <b>WISCONSIN (1)</b><br>Ben Dragani  |
| <b>CANADA (1)</b><br>Will Droll  |







1 Tommy TAVAREZ




2 Jeffrey WEHLER




3 Sky DUFF



5 Jordan ANDERSON



6 Dom POPA




8 Brady DEVEREUX



11 Brock FRANKS



13 Nick GIAMARUSTI




14 Tatem LEVINS



15 Bryce HULETT



17 Josh OVERBEEK



18 Johnny LONG




19 Luke LAMBERT



20 Cameron BARTO



21 Kyle HESS



23 Ron WASHINGTON JR.



24 Ben DRAGANI



26 Baron STUART




27 Hayden SUMMERS



29 Jonathan BAUTISTA



30 Tyler KENNEDY




31 Kyle DEMI



32 Billy CORCORAN



33 Jack ANDERSON



34 Will DROLL




36 Dylan LESTER



38 C.J. MCKENNITT




39 CJ FUNK



43 Ryan MILLER




45 Matt GILBERTSON




46 Quin KONUSZEWSKI



49 Dominic VERRASTRO




55 Logan EVANS




Head Coach Mike BELL




Assistant Coach Ty MEGAHEE



Assistant Coach Joe MERCADANTE



Volunteer Assistant Devin MESORACO



Player Development Drew LINDER



Director of Operations Austin THOMPSON





Mike Bell is in his fourth season as head coach of Pitt baseball. Bell was hired in July of 2018, becoming the fifth head coach in Pitt baseball history and bringing 14 years of Division I coaching experience to the Panther program. He joined Pitt after a seven-year stint as the associate head coach and pitching coach at Florida State.

Last year, Bell led Pitt to its most successful season in the ACC. The Panthers set program records for their highest ranking in the polls, No. 14 by Baseball America, consecutive weeks in the polls (nine), RPI (50), and strength of schedule (30). In ACC play, Pitt set program-bests in ACC series wins (six) and ACC victories (16).

Pitt went 18-12 against teams that made the NCAA Regionals, tied for the second-best record in the nation. The Panthers won 17 times against Quad-one schools. They're just the second team to sweep Florida State and Miami in the same season.

With Bell serving as the pitching coach since last season, Mitch Myers became the highest drafted Panther since 2018. The junior right-hander was selected in the 12th round of the MLB draft with the No. 368 pick by the Oakland Athletics. Myers was one of a program-best four Panthers selected to the All-ACC Third Team: Sky Duff, Nico Popa, and David Yanni.

Duff earned a selected to the ABCA/Rawlings All-East Region Second Team. The third baseman had a breakout campaign in his third year in Pittsburgh and enters 2022 with 21-game reached base and 13-game hitting streaks. A member of the 2019 second-team, Popa is the first Panther to earn All-ACC honors twice. The all-time leader in program history in games played, starts and walks, Yanni had his best season as a Panthers in 2021.

In 2020, Bell guided the Panthers to a 10-6 record before the season was cut short due to COVID-19. Revamping the roster with 21 newcomers, Bell lead the Panthers to a 10-1 start to the year, tied for the second-best start through 11 games in program history. Pitt's offense played a huge part, ranking second in the nation in doubles per game (2.88), 37th in slugging percentage (.447) and 38th in scoring (7.3 runs per game).

Since 2005, Bell has helped lead three teams to four College World Series appearances - Tennessee (2005),

## HEAD COACH

## MIKE BELL

@CoachMikeBell22

**Education:** Florida State, '96

**Playing Experience:** Montreal Expos; Baltimore Orioles (1995-2000); reached as high as AA

**Coaching Experience:** Tennessee (2005-07); Oklahoma (2008-11); Florida State (2012-18) Pitt (2019-present)

**Family:** Wife (Alicia); Daughter (Alexis); Son (Kyler)

Oklahoma (2010) and Florida State (2012 & 2017). He has coached nine first round draft picks, 35 Top-10 round picks, 93 overall Draft picks, 19 Major Leaguers, and helped guide 12 Top-25 recruiting classes. In 2012, he was named the Perfect Game Assistant Coach of the Year and was named the No. 13 recruiter in the country by D1Baseball.com prior to the 2017 season.

In five of his seven seasons, Florida State pitchers had recorded 500 or more strikeouts, including a pair of top 10 seasons in 2017 (640, fifth most) and 2018 (635, seventh most). The Seminoles posted a 314-136-0 record in his tenure, reaching a Super Regional on three occasions, advancing to the College World Series twice. Florida State captured three ACC titles in Bell's time in Tallahassee, Fla., taking home conference tournament titles in 2015, 2017 and 2018.

Bell made stops at Oklahoma and Tennessee in his time prior to Florida State. In his first seven seasons at the Division I level, including four at Oklahoma and three

at Tennessee, he helped recruit and develop 22 pitchers who were selected in the Major League Baseball draft. That includes three first-round selections - including 2006 No. 1 overall pick Luke Hochevar.

In four seasons at Oklahoma, Bell's pitching staffs established a number of new standards. His 2011 group posted a 3.00 ERA, which is the Sooners' lowest since 1978. Four of his hurlers earned All-Big 12 honors, including second-team All-American Michael Rocha. The Sooners posted a 41-17 record and were ranked No. 15 in the USA Today/ESPN Coaches poll. In 2010, his pitching staff was instrumental in leading OU back to the College World Series for the first time since 1995.

Beyond his Division I experience, he spent two seasons as the pitching coach and recruiting coordinator at Division II perennial power Florida Southern, where the Mocs finished twice in the top 20 nationally in ERA. He launched his coaching career in 2002 at Brandon High, where he led the team to a district title and a regional runner-up finish as the head coach, earning Hillsborough County Coach of the Year honors.

A left-handed pitcher and first baseman for the Seminoles, Bell reached the College World Series as a player in both 1994 and 1995. Bell posted a two-year record of 14-4 with a 3.00 ERA and was twice named to the ACC Academic Honor Roll. He earned a bachelor's degree in physical education at Florida State in 1996 and previously spent two seasons as a pitcher at Hernando Community College, where he was a two-time All-Sun-coast Conference selection.

Selected in the 20th round of the 1995 draft by the Montreal Expos, Bell spent six years in the minors, including the final three with the Baltimore Orioles' organization where he reached the Double-A level.

Bell is married to the former Alicia Favarato, a Florida State graduate, and the couple has two children, daughter, Alexis, and son, Kyler.



## HOME RUN TRACKER

| Player              | Date | Opponent                 | Pitcher           | Inning | Outs | On Base | Score | Final   |
|---------------------|------|--------------------------|-------------------|--------|------|---------|-------|---------|
| Tatem Levins        | 2/18 | vs. Canisius             | Matt Duffy        | 6th    | 2    | 1       | 2-7   | L, 11-3 |
| Jeffrey Wehler      | 2/19 | vs. Canisius             | Levi Abbott       | 1st    | 0    | 0       | 2-0   | W, 12-2 |
| Jack Anderson       | 2/19 | vs. Canisius             | Levi Abbott       | 2nd    | 0    | 1       | 3-0   | W, 12-2 |
| Kyle Hess           | 2/19 | vs. Canisius             | Aaron Duffy       | 5th    | 2    | 1       | 3-0   | W, 4-0  |
| Ron Washington Jr.  | 2/25 | vs. Bradley              | Taylor Catton     | 8th    | 0    | 0       | 4-2   | W, 4-3  |
| Kyle Hess           | 2/26 | vs. Bradley              | Taylor Catton     | 9th    | 1    | 0       | 2-3   | L, 3-2  |
| Brock Franks        | 2/26 | at Lipscomb              | Noah Thompson     | 3rd    | 1    | 2       | 9-0   | W, 16-0 |
| Kyle Hess           | 2/26 | at Lipscomb              | Noah Thompson     | 4th    | 0    | 1       | 11-0  | W, 16-0 |
| Tatem Levins        | 2/27 | at Lipscomb              | Ike Buxton        | 2nd    | 0    | 1       | 2-2   | W, 6-5  |
| Brock Franks        | 2/27 | at Lipscomb              | Ike Buxton        | 3rd    | 0    | 0       | 3-2   | W, 6-5  |
| Bryce Hulett        | 2/27 | at Lipscomb              | John Cheatwood    | 9th    | 0    | 0       | 6-5   | W, 6-5  |
| Tatem Levins        | 3/4  | vs. Army                 | Patrick Melampy   | 2nd    | 0    | 0       | 1-0   | L, 5-3  |
| Tatem Levins        | 3/5  | vs. Ohio State           | Nate Haberthier   | 3rd    | 2    | 1       | 2-3   | W, 6-5  |
| Brock Franks        | 3/5  | vs. Ohio State           | TJ Brock          | 9th    | 1    | 0       | 6-5   | W, 6-5  |
| Tatem Levins        | 3/6  | vs. Campbell             | Dylan Koontz      | 4th    | 0    | 3       | 9-0   | W, 11-5 |
| Kyle Hess           | 3/9  | at High Point            | Parker Dean       | 5th    | 2    | 2       | 2-3   | W, 15-5 |
| Brock Franks        | 3/9  | at High Point            | Read Viar         | 5th    | 2    | 2       | 6-3   | W, 15-5 |
| Tatem Levins        | 3/9  | at High Point            | CJ Neese          | 6th    | 0    | 0       | 7-3   | W, 15-5 |
| Bryce Hulett        | 3/9  | at High Point            | Jack Nathan       | 7th    | 1    | 1       | 14-3  | W, 15-5 |
| Brock Franks        | 3/9  | at High Point            | Connor Smith      | 7th    | 2    | 0       | 15-3  | W, 15-5 |
| Ron Washington, Jr. | 3/12 | at No. 14 North Carolina | Brandon Schaeffer | 6th    | 0    | 1       | 4-4   | L, 7-4  |
| Sky Duff            | 3/13 | at No. 14 North Carolina | Connor Bovair     | 5th    | 1    | 1       | 2-1   | L, 9-2  |
| Kyle Hess           | 3/15 | Bucknell                 | Ben Magovern      | 1st    | 0    | 0       | 1-0   | W, 21-5 |
| Jack Anderson       | 3/15 | Bucknell                 | Renn Lints        | 2nd    | 0    | 1       | 10-1  | W, 21-5 |
| Ron Washington, Jr. | 3/15 | Bucknell                 | Renn Lints        | 3rd    | 1    | 0       | 11-2  | W, 21-5 |
| Tatem Levins        | 3/15 | Bucknell                 | Renn Lints        | 4th    | 1    | 1       | 14-2  | W, 21-5 |
| Jack Anderson       | 3/15 | Bucknell                 | Luke Allain       | 4th    | 2    | 2       | 17-2  | W, 21-5 |
| Tatem Levins        | 3/15 | Bucknell                 | Luke Allain       | 5th    | 1    | 2       | 20-2  | W, 21-5 |
| Bryce Hulett        | 3/16 | Youngstown State         | Lane Rhodes       | 2nd    | 0    | 0       | 1-0   | L, 5-2  |
| Ron Washington, Jr. | 3/18 | at Virginia Tech         | Brady Kirtner     | 6th    | 1    | 1       | 2-2   | W, 4-3  |
| Bryce Hulett        | 3/18 | at Virginia Tech         | Jonah Hurney      | 6th    | 1    | 0       | 3-2   | W, 4-3  |
| CJ Funk             | 3/19 | at Virginia Tech         | Drue Hackenberg   | 5th    | 0    | 0       | 2-7   | L, 22-6 |
| Jordan Anderson     | 3/19 | at Virginia Tech         | Drue Hackenberg   | 6th    | 1    | 1       | 4-7   | L, 22-6 |
| Kyle Hess           | 3/20 | at Virginia Tech         | Henry Weycker     | 7th    | 1    | 0       | 1-3   | L, 7-1  |
| Ron Washington, Jr. | 3/25 | No. 20 Clemson           | Mack Anglin       | 3rd    | 1    | 0       | 3-0   | W, 8-0  |
| Brock Franks        | 3/25 | No. 20 Clemson           | Mack Anglin       | 4th    | 0    | 0       | 4-0   | W, 8-0  |
| Bryce Hulett        | 3/25 | No. 20 Clemson           | Nick Hoffman      | 3rd    | 0    | 2       | 6-1   | W, 10-7 |
| Jack Anderson       | 3/25 | No. 20 Clemson           | Nick Hoffman      | 3rd    | 0    | 0       | 7-1   | W, 10-7 |
| Ron Washington, Jr. | 3/25 | No. 20 Clemson           | Jay Dill          | 5th    | 0    | 0       | 8-1   | W, 10-7 |
| Brock Franks        | 3/30 | West Virginia            | Ben Abernathy     | 1st    | 2    | 2       | 6-0   | W, 9-6  |
| Tatem Levins        | 3/30 | West Virginia            | Beau Lowery       | 6th    | 1    | 1       | 9-6   | W, 9-6  |
| Kyle Hess           | 4/2  | No. 5 Louisville         | Tate Kuehner      | 4th    | 0    | 0       | 6-0   | W, 8-7  |
| Kyle Hess           | 4/2  | No. 5 Louisville         | Jared Poland      | 3rd    | 1    | 1       | 2-6   | L, 14-6 |
| CJ Funk             | 4/2  | No. 5 Louisville         | Jared Poland      | 5th    | 2    | 0       | 3-10  | L, 14-6 |
| CJ Funk             | 4/3  | No. 5 Louisville         | Riley Phillips    | 2nd    | 1    | 0       | 3-0   | W, 6-3  |
| Bryce Hulett        | 4/3  | No. 5 Louisville         | Riley Phillips    | 6th    | 0    | 0       | 4-2   | W, 6-3  |
| Ron Washington, Jr. | 4/3  | No. 5 Louisville         | Kaleb Corbett     | 7th    | 2    | 1       | 6-2   | W, 6-3  |
| Sky Duff            | 4/6  | at Youngstown State      | Nick Perez        | 1st    | 2    | 0       | 1-0   | W, 9-1  |
| Tommy Tavarez       | 4/6  | at Youngstown State      | Nick Perez        | 3rd    | 2    | 2       | 7-1   | W, 9-1  |
| Ron Washington, Jr. | 4/8  | at Boston College        | Joe Mancini       | 3rd    | 1    | 1       | 5-1   | W, 13-3 |
| Tommy Tavarez       | 4/8  | at Boston College        | Joe Mancini       | 4th    | 1    | 0       | 6-1   | W, 13-3 |
| Tatem Levins        | 4/9  | at Boston College        | Henry Leake       | 4th    | 0    | 0       | 1-3   | L, 9-8  |
| CJ Funk             | 4/9  | at Boston College        | Joey Ryan         | 4th    | 2    | 2       | 4-3   | L, 9-8  |
| Ron Washington, Jr. | 4/10 | at Boston College        | Mason Pelio       | 3rd    | 1    | 2       | 4-0   | W, 10-9 |
| Tommy Tavarez       | 4/12 | at Kent State            | Caden Leonard     | 9th    | 1    | 0       | 12-5  | W, 12-5 |
| Tatem Levins        | 4/15 | No. 5 Virginia           | Nate Savino       | 3rd    | 2    | 0       | 2-0   | W, 9-4  |
| Tommy Tavarez       | 4/15 | No. 5 Virginia           | Avery Mabe        | 7th    | 2    | 0       | 9-2   | W, 9-4  |
| Brock Franks        | 4/22 | at No. 5 Miami           | Andrew Walters    | 9th    | 0    | 0       | 1-1   | L, 2-1  |
| Ron Washington, Jr. | 4/23 | at No. 5 Miami           | Karson Ligon      | 1st    | 0    | 0       | 1-0   | L, 17-2 |
| Tatem Levins        | 4/24 | at No. 5 Miami           | Alejandro Rosario | 1st    | 1    | 0       | 1-0   | W, 9-4  |
| Tatem Levins        | 4/24 | at No. 5 Miami           | Alejandro Rosario | 2nd    | 2    | 2       | 6-0   | W, 9-4  |
| Bryce Hulett        | 4/29 | North Carolina A&T       | Peyton Winebarger | 2nd    | 0    | 0       | 1-0   | W, 10-0 |
| Ron Washington, Jr. | 4/30 | North Carolina A&T       | Logan Jarosz      | 1st    | 1    | 1       | 2-5   | W, 13-9 |
| Jack Anderson       | 4/30 | North Carolina A&T       | Stirling Thomas   | 10th   | 2    | 3       | 13-9  | W, 13-9 |
| Ron Washington, Jr. | 5/4  | Oakland                  | Hunter Pidek      | 7th    | 0    | 0       | 4-5   | L, 8-4  |
| Brock Franks        | 5/7  | Duke                     | Jonathan Santucci | 2nd    | 2    | 0       | 2-0   | W, 14-4 |
| Jeffrey Wehler      | 5/8  | Duke                     | Billy Seidl       | 1st    | 0    | 0       | 1-1   | L, 15-5 |
| Ron Washington, Jr. | 5/10 | at West Virginia         | Zach Ottinger     | 7th    | 1    | 0       | 1-6   | L, 9-1  |
| Tatem Levins        | 5/15 | at No. 8 Notre Dame      | Radek Birkholz    | 7th    | 2    | 2       | 5-0   | W, 5-2  |
| Tatem Levins        | 5/19 | Georgia Tech             | Zach Maxwell      | 8th    | 0    | 0       | 7-7   | L, 8-7  |
| Josh Overbeek       | 5/20 | Georgia Tech             | Josiah Siegel     | 8th    | 2    | 0       | 3-16  | L, 19-3 |
| Bryce Hulett        | 5/21 | Georgia Tech             | Logan McGuire     | 3rd    | 1    | 0       | 3-2   | L, 13-7 |
| CJ Funk             | 5/21 | Georgia Tech             | Logan McGuire     | 3rd    | 1    | 0       | 4-2   | L, 13-7 |

## HONORS & AWARDS

**ACC Player of the Week**  
Tatem Levins - March 7

**ACC Pitcher of the Week**  
Billy Corcoran - April 25

**Pitt Student-Athlete of the Week**  
Matt Gilbertson - March 28  
Billy Corcoran - April 4  
Ron Washington, Jr. - April 11  
Billy Corcoran - April 18  
Billy Corcoran - May 9

## HOME RUN WATCH

| NAME               | CAREER | 2022 | LAST                        |
|--------------------|--------|------|-----------------------------|
| Ron Washington Jr. | 33     | 13   | 5/10, at West Virginia      |
| Kyle Hess          | 17     | 8    | 4/2/22, No. 5 Louisville    |
| Tatem Levins       | 15     | 15   | 5/19/22, Georgia Tech       |
| Bryce Hulett       | 12     | 8    | 5/21/22, Georgia Tech       |
| Brock Franks       | 10     | 9    | 5/7/22, Duke                |
| Jack Anderson      | 6      | 6    | 4/30, North Carolina A&T    |
| CJ Funk            | 5      | 5    | 5/21/22, Georgia Tech       |
| Sky Duff           | 5      | 2    | 4/6/22, at Youngstown State |
| Tommy Tavarez      | 4      | 4    | 4/15/22, No. 5 Virginia     |
| Jeffrey Wehler     | 2      | 2    | 5/7/22, Duke                |



ACC STANDINGS (as of May 23)

| COASTAL DIVISION |       |       |         |           |       |       |         |
|------------------|-------|-------|---------|-----------|-------|-------|---------|
| Team             | ACC   | ACC % | OVERALL | OVERALL % | HOME  | AWAY  | NEUTRAL |
| Virginia Tech    | 19-9  | .679  | 40-11   | .784      | 29-5  | 11-6  | 0-0     |
| Miami            | 20-10 | .667  | 39-16   | .709      | 28-8  | 11-8  | 0-0     |
| Virginia         | 17-13 | .567  | 38-15   | .717      | 29-5  | 7-10  | 2-0     |
| North Carolina   | 15-15 | .500  | 34-19   | .642      | 29-6  | 5-12  | 0-1     |
| Georgia Tech     | 15-15 | .500  | 33-21   | .611      | 22-9  | 11-11 | 0-1     |
| Pitt             | 13-16 | .448  | 27-26   | .509      | 12-11 | 10-11 | 5-4     |
| Duke             | 10-20 | .333  | 22-32   | .407      | 17-16 | 5-16  | 0-0     |

| ATLANTIC DIVISION |         |       |         |           |        |       |         |
|-------------------|---------|-------|---------|-----------|--------|-------|---------|
| Team              | ACC     | ACC % | OVERALL | OVERALL % | HOME   | AWAY  | NEUTRAL |
| Louisville        | 18-11-1 | .617  | 38-16-1 | .700      | 29-6   | 8-9-1 | 1-1     |
| Notre Dame        | 16-11   | .593  | 33-13   | .717      | 17-3   | 10-8  | 6-2     |
| Wake Forest       | 15-14-1 | .517  | 39-16-1 | .705      | 26-7-1 | 13-9  | 0-0     |
| Florida State     | 15-15   | .500  | 32-22   | .593      | 26-8   | 6-13  | 0-1     |
| NC State          | 14-15   | .483  | 33-20   | .623      | 22-10  | 11-10 | 0-0     |
| Clemson           | 13-16   | .448  | 35-21   | .625      | 26-8   | 6-12  | 3-1     |
| Boston College    | 5-25    | .167  | 19-34   | .358      | 10-14  | 9-19  | 0-1     |

THE LAST TIME

| TEAM                          |  |
|-------------------------------|--|
| Beat a top-five team          | at No. 5 Miami (4/24/22)                         |
| Beat a top-10 team            | at No. 8 Notre Dame (5/15/22)                    |
| Beat a top-25 team            | at No. 8 Notre Dame (5/15/22)                    |
| Won when trailing after eight | North Carolina A&T (4/30/22)                     |
| Scored 10 or more runs        | 14, Duke (5/7/22)                                |
| Scored 15 or more runs        | 21, Bucknell (3/15/22)                           |
| Scored 20 or more runs        | 21, Bucknell (3/15/22)                           |
| Allowed 10 or more runs       | 13, Georgia Tech (5/21/22)                       |
| Allowed 15 or more runs       | 19, Georgia Tech (5/20/22)                       |
| Allowed 20 or more runs       | 22, at Virginia Tech (3/19/22)                   |
| Recorded 10 or more hits      | 10, Georgia Tech (5/21/22)                       |
| Recorded 15 or more hits      | 15, Duke (5/7/22)                                |
| Recorded 20 or more hits      | 20, vs. Saint Joseph's (2/14/20)                 |
| Hit five or more doubles      | 5, North Carolina A&T (4/30/22)                  |
| Hit two or more triples       | 2, at Kent State (4/12/22)                       |
| Hit three or more home runs   | 3, No. 5 Louisville (4/3/22)                     |
| Hit back-to-back home runs    | Bryce Hulett and CJ Funk, Georgia Tech (5/21/22) |
| Stole five or more bases      | 5, vs. No. 15 Miami (4/11/21)                    |
| Drew 10 or more walks         | 12, North Carolina A&T (4/30/22)                 |
| Drew 15 or more walks         | 15, vs. Villanova (2/15/19)                      |
| Shutout a team                | 10-0, North Carolina A&T (4/29/22)               |
| Was shutout                   | 18-0, No. 5 Virginia (4/16/22)                   |
| Threw a no-hitter             | vs. Robert Morris (Luciow) (1981)                |

| INDIVIDUAL                            |   |
|---------------------------------------|---|
| Scored four or more runs              | 4, Samuel Frontino, vs. Lehigh (2/28/20)                                  |
| Had four or more hits                 | 4, Jeffrey Wehler, Duke (5/7/22)  |
| Hit two or more doubles               | 2, Tatem Levins, Georgia Tech (5/21/22)                                   |
| Hit three or more doubles             | 3, Ron Washington, Jr., vs. Miami (3/30/19)                               |
| Hit two or more triples               | 2, Nico Popa, vs. Wake Forest (4/13/19, G2)                               |
| Hit two or more home runs             | 2, Tatem Levins, at No. 5 Miami (4/24/22)                                 |
| Hit a grand slam                      | Jack Anderson, North Carolina A&T (4/30/22)                               |
| Stole three bases                     | 3, Liam Sabino, vs. No. 19 Duke (3/14/18)                                 |
| Drew three or more walks              | 3, CJ Funk, vs. Penn State (5/17/22)                                      |
| Was hit by two or more pitches        | 2, Tatem Levins and Dom Popa, Oakland (5/4/22)                            |
| Recorded five RBI                     | 5, David Yanni, vs. Eastern Michigan (5/22/20)                            |
| Recorded six or more RBI              | 6, Jack Anderson, vs. Bucknell (3/15/22)                                  |
| Had two players with four or more RBI | Jack Anderson (6), Kyle Hess (4) and Tatem Levins (4), Bucknell (3/15/22) |
| Led off a game with a home run        | Kyle Hess, Bucknell (3/15/22)   |
| Hit an inside-the-park home run       | David Yanni, vs. Indiana State (2/20/21)                                  |
| Had 10 strikeouts                     | 10, Matt Gilbertson, vs. No. 16 NC State (5/27/21)                        |
| Had 11 or more strikeouts             | 12, Matt Gilbertson, North Carolina A&T (4/29/22)                         |
| Had 12 or more strikeouts             | 12, Matt Gilbertson, North Carolina A&T (4/29/22)                         |
| Struck out four or more in one inning | 4, Chris Cappas, vs. Youngstown State (3/4/20)                            |

PITT'S RECORD

|                                      |       |
|--------------------------------------|-------|
| In All Games                         | 27-26 |
| In Home Games                        | 12-10 |
| In Road Games                        | 10-11 |
| In Neutral Site Games                | 5-6   |
| In All ACC Games                     | 13-16 |
| In Home ACC Games                    | 8-6   |
| In Road ACC Games                    | 5-10  |
| In All Non-Conference Games          | 14-10 |
| In Home Non-Conference Games         | 4-3   |
| In Road Non-Conference Games         | 5-1   |
| In Neutral Site Non-Conference Games | 5-6   |
| In the Postseason                    | 0-0   |
| On Mondays                           | 0-0   |
| On Tuesdays                          | 2-2   |
| On Wednesdays                        | 3-3   |
| On Thursdays                         | 0-1   |
| On Fridays                           | 7-6   |
| On Saturdays                         | 7-10  |
| On Sundays                           | 8-4   |
| In February                          | 5-3   |
| In March                             | 8-7   |
| In April                             | 11-7  |
| In May                               | 3-9   |
| In Day Games                         | 20-18 |
| In Night Games                       | 7-8   |
| Against Top-25 Teams                 | 8-9   |
| Against Top-10 Teams                 | 6-6   |
| Against Top-5 Teams                  | 5-4   |
| Following a Loss                     | 9-7   |
| Against Left-Handed Starters         | 9-7   |
| Against Right-Handed Starters        | 18-19 |
| On a Grass Surface                   | 9-11  |
| On an Artificial Surface             | 18-15 |
| In Shutouts                          | 4-1   |
| When Scoring in the 1st Inning       | 13-8  |
| When Pitt Out-Hits the Opponent      | 18-3  |
| When the Opponent Out-Hits Pitt      | 9-22  |
| When Hits are tied                   | 0-1   |
| When Pitt Gets 10+ Hits              | 12-8  |
| When Pitt Hits a Home Run            | 25-18 |
| When Pitt Commits 0-1 Errors         | 22-13 |
| When Pitt Commits 2+ Errors          | 4-13  |
| When Pitt Scores First               | 20-9  |
| When the Opponent Scores First       | 6-18  |
| In One-Run Games                     | 7-6   |
| In Two-Run Games                     | 0-1   |
| In Three-Run Games                   | 5-1   |
| When Scoring 5 or More Runs          | 22-9  |
| When Allowing Five or More Runs      | 8-20  |
| When Leading After 6 Innings         | 25-1  |
| When Tied After 6 Innings            | 0-4   |
| When Trailing After 6 Innings        | 2-22  |
| When Leading After 7 Innings         | 25-1  |
| When Tied After 7 Innings            | 1-1   |
| When Trailing After 7 Innings        | 1-24  |
| When Leading After 8 Innings         | 24-1  |
| When Tied After 8 Innings            | 2-2   |
| When Trailing After 8 Innings        | 1-22  |
| In Extra Inning Games                | 1-2   |
| In Series Openers                    | 8-5   |
| In Series                            | 7-5-3 |
| In Series Sweeps                     | 2-2   |

PITT'S INNING BY INNING SCORING

| Team      | 1  | 2  | 3  | 4  | 5  | 6  | 7  | 8  | 9  | Ex. |
|-----------|----|----|----|----|----|----|----|----|----|-----|
| Pitt      | 42 | 40 | 51 | 38 | 35 | 41 | 40 | 30 | 17 | 5   |
| Opponents | 48 | 15 | 39 | 41 | 43 | 47 | 45 | 50 | 42 | 3   |

## TEAM SEASON HIGHS/LOWS

|                           |  |
|---------------------------|--|
| At bats .....             | 46, at High Point (3/9)                      |
| Runs scored .....         | 21, Bucknell (3/15)                          |
| Hits .....                | 19, at High Point (3/9)                      |
| RBIs .....                | 18, Bucknell (3/15)                          |
| Doubles .....             | 5, North Carolina A&T (4/30)                 |
| Triples .....             | 3, at Boston College (4/8)                   |
| Home runs .....           | 6, Bucknell (3/15)                           |
| Total bases .....         | 40, Bucknell (3/15)                          |
| Walks .....               | 12, 4x, last, North Carolina A&T (4/30)      |
| Strikeouts .....          | 19, at No. 5 Miami (4/22)                    |
| Sac hits .....            | 3, Duke (5/7/22)                             |
| Sac flies .....           | 2, 2x, last, No. 5 Virginia (4/17)           |
| Stolen bases .....        | 2, 3x, last, at No. 14 North Carolina (3/12) |
| Hit by pitch .....        | 5, Oakland (5/4)                             |
| Caught stealing: .....    | 2, 3x, last, No. 5 Virginia (4/17)           |
| Left on base .....        | 20, North Carolina A&T (4/30)                |
| Putouts .....             | 33, vs. West Virginia (4/20)                 |
| Assists .....             | 17, Oakland (5/4)                            |
| Errors .....              | 5, at No. 8 Notre Dame (5/13)                |
| DP turned .....           | 3, 4x  |
| Runs allowed .....        | 0, 4x, last, North Carolina A&T (4/29)       |
| Earned runs allowed ..... | 0, 4x, last, North Carolina A&T (4/29)       |
| Walks allowed .....       | 0, 4x, last, North Carolina A&T (4/29)       |
| Strikeouts .....          | 18, No. 20 Clemson (3/25)                    |
| Hits allowed .....        | 2, North Carolina A&T (4/29)                 |

## INDIVIDUAL SEASON HIGHS/LOWS

|                           |  |
|---------------------------|--|
| At bats .....             | 6, 5x, last, Jeffrey Wehler, Duke (5/7)                    |
| Runs scored .....         | 4, Jeffrey Wehler, at Lipscomb (2/26)                      |
| Hits .....                | 4, 3x, last, Jeffrey Wehler, Duke (5/7)                    |
| RBIs .....                | 6, 2x, last, Jack Anderson, Bucknell (3/15)                |
| Doubles .....             | 2, 5x, last, Tatem Levins, Georgia Tech (5/21)             |
| Triples .....             | 1, 14x, last, CJ Funk, Georgia Tech (5/19)                 |
| Home runs .....           | 2, 4x, last, Tatem Levins, at No. 5 Miami (4/24)           |
| Total bases .....         | 10, Brock Franks, at High Point (3/9)                      |
| Walks .....               | 4, Jack Anderson, North Carolina A&T (4/30)                |
| Sac hits: .....           | 2, 2x, last, Brock Franks, Duke (5/7/22)                   |
| Sac flies: .....          | 1, 19x   |
| Stolen bases: .....       | 1, 27x   |
| Hit by pitch: .....       | 2, 4x, last, Tatem Levins and Dom Popa, Oakland (5/4)      |
| Putouts .....             | 18, Tatem Levins, No. 20 Clemson (3/25)                    |
| Assists .....             | 9, Brock Franks, at No. 14 North Carolina (3/11)           |
| Innings pitched .....     | 9.0, Billy Corcoran, No. 5 Louisville (4/3)                |
| Runs allowed .....        | 0, 8.0 innings, Matt Gilbertson, North Carolina A&T (4/29) |
| Earned runs allowed ..... | 0, 8.0 innings, Matt Gilbertson, North Carolina A&T (4/29) |
| Strikeouts .....          | 12, Matt Gilbertson, North Carolina A&T (4/29)             |

## GAME WINNING

| RBI                 |   | RUN                 |   |
|---------------------|---|---------------------|---|
| Bryce Hulett        | 4 | Sky Duff            | 4 |
| Ron Washington, Jr. | 3 | Bryce Hulett        | 4 |
| Tatem Levins        | 3 | Brock Franks        | 4 |
| Jack Anderson       | 3 | Ron Washington, Jr. | 3 |
| Sky Duff            | 2 | Tommy Tavarez       | 3 |
| Brock Franks        | 2 | Jack Anderson       | 2 |
| CJ Funk             | 2 | Tatem Levins        | 2 |
| Kyle Hess           | 1 | CJ Funk             | 2 |
| Jordan Anderson     | 1 | Kyle Hess           | 1 |
| Dom Popa            | 1 | Jeffrey Wehler      | 1 |
| Nick Giamarusti     | 1 | Dom Popa            | 1 |
| Jeffrey Wehler      | 1 |                     |   |

# GAME-BY-GAME BY POSITION

| Date | Opponent                 | C      | 1B     | 2B      | 3B     | SS      | LF              | CF            | RF   | DH              | SP         |
|------|--------------------------|--------|--------|---------|--------|---------|-----------------|---------------|------|-----------------|------------|
| 2/18 | vs. Canisius             | Levins | Hulett | Wehler  | Duff   | Franks  | Washington Jr.  | Jor. Anderson | Hess | Funk            | Gilbertson |
| 2/19 | vs. Canisius             | Levins | Hulett | Wehler  | Duff   | Franks  | Washington Jr.  | Jor. Anderson | Hess | Jac. Anderson   | Corcoran   |
| 2/19 | vs. Canisius             | Long   | Hulett | Wehler  | Duff   | Franks  | Washington Jr.  | Hess          | Funk | Levins          | Evans      |
| 2/20 | vs. Canisius             | Levins | Hulett | Wehler  | Duff   | Franks  | Hess            | Jor. Anderson | Funk | Jac. Anderson   | Dragani    |
| 2/25 | vs. Bradley              | Levins | Hulett | Wehler  | Duff   | Franks  | Washington Jr.  | Jor. Anderson | Hess | Jac. Anderson   | Gilbertson |
| 2/26 | vs. Bradley              | Levins | Hulett | Wehler  | Duff   | Franks  | Hess            | Jor. Anderson | Funk | Washington Jr.  | Corcoran   |
| 2/26 | at Lipscomb              | Long   | Hulett | Wehler  | Duff   | Franks  | Hess            | Jor. Anderson | Funk | Levins          | Evans      |
| 2/27 | at Lipscomb              | Levins | Hulett | Wehler  | Duff   | Franks  | Hess            | Jor. Anderson | Funk | Jac. Anderson   | Dragani    |
| 3/4  | vs. Army                 | Levins | Hulett | Wehler  | Duff   | Franks  | Hess            | Jor. Anderson | Funk | Jac. Anderson   | Gilbertson |
| 3/5  | vs. Ohio State           | Long   | Hulett | Tavarez | Duff   | Franks  | Hess            | Jor. Anderson | Funk | Levins          | Evans      |
| 3/6  | vs. Campbell             | Levins | Hulett | Tavarez | Duff   | Franks  | Hess            | Jor. Anderson | Funk | Jac. Anderson   | Corcoran   |
| 3/9  | at High Point            | Levins | Hulett | Tavarez | Duff   | Franks  | Washington, Jr. | Jor. Anderson | Hess | Funk            | Kennedy    |
| 3/11 | at No. 14 North Carolina | Levins | Hulett | Wehler  | Duff   | Franks  | Washington, Jr. | Jor. Anderson | Hess | Funk            | Gilbertson |
| 3/12 | at No. 14 North Carolina | Long   | Hulett | Wehler  | Duff   | Franks  | Washington, Jr. | Jor. Anderson | Hess | Levins          | Evans      |
| 3/13 | at No. 14 North Carolina | Levins | Hulett | Wehler  | Duff   | Franks  | Washington, Jr. | Jor. Anderson | Hess | Jac. Anderson   | Corcoran   |
| 3/15 | Bucknell                 | Levins | Hulett | Wehler  | Duff   | Franks  | Washington, Jr. | Hess          | Funk | Jac. Anderson   | Dragani    |
| 3/16 | Youngstown State         | Levins | Hulett | Wehler  | Duff   | Franks  | Washington, Jr. | Hess          | Funk | Jac. Anderson   | Kennedy    |
| 3/18 | at Virginia Tech         | Levins | Hulett | Wehler  | Duff   | Franks  | Washington, Jr. | Hess          | Funk | Jac. Anderson   | Gilbertson |
| 3/19 | at Virginia Tech         | Levins | Hulett | Wehler  | Duff   | Franks  | Washington, Jr. | Hess          | Funk | Jac. Anderson   | Evans      |
| 3/20 | at Virginia Tech         | Levins | Hulett | Wehler  | Duff   | Franks  | Washington, Jr. | Hess          | Funk | Jac. Anderson   | Corcoran   |
| 3/25 | No. 20 Clemson           | Levins | Hulett | Wehler  | Duff   | Franks  | Washington, Jr. | Hess          | Funk | Jac. Anderson   | Gilbertson |
| 3/25 | No. 20 Clemson           | Levins | Hulett | Wehler  | Duff   | Franks  | Washington, Jr. | Hess          | Funk | Jac. Anderson   | Evans      |
| 3/30 | West Virginia            | Levins | Hulett | Wehler  | Duff   | Franks  | Washington, Jr. | Hess          | Funk | Jac. Anderson   | Dragani    |
| 4/2  | No. 5 Louisville         | Levins | Hulett | Wehler  | Duff   | Franks  | Washington, Jr. | Hess          | Funk | Jac. Anderson   | Gilbertson |
| 4/2  | No. 5 Louisville         | Levins | Hulett | Wehler  | Duff   | Franks  | Washington, Jr. | Hess          | Funk | Jac. Anderson   | Evans      |
| 4/3  | No. 5 Louisville         | Levins | Hulett | Wehler  | Duff   | Tavarez | Washington, Jr. | Hess          | Funk | Jac. Anderson   | Corcoran   |
| 4/6  | at Youngstown State      | Levins | Hulett | Wehler  | Duff   | Tavarez | Washington, Jr. | Jor. Anderson | Funk | Jac. Anderson   | Kennedy    |
| 4/8  | at Boston College        | Levins | Hulett | Wehler  | Duff   | Tavarez | Washington, Jr. | Jor. Anderson | Funk | Jac. Anderson   | Gilbertson |
| 4/9  | at Boston College        | Levins | Hulett | Wehler  | Duff   | Tavarez | Washington, Jr. | Jor. Anderson | Funk | Jac. Anderson   | Evans      |
| 4/10 | at Boston College        | Levins | Hulett | Wehler  | Duff   | Tavarez | Washington, Jr. | Jor. Anderson | Funk | Jac. Anderson   | Corcoran   |
| 4/12 | at Kent State            | Levins | Hulett | Wehler  | Duff   | Tavarez | Popa            | Giamarusti    | Funk | Jac. Anderson   | Bautista   |
| 4/15 | No. 5 Virginia           | Levins | Hulett | Wehler  | Duff   | Tavarez | Washington, Jr. | Giamarusti    | Popa | Jac. Anderson   | Gilbertson |
| 4/16 | No. 5 Virginia           | Levins | Hulett | Wehler  | Duff   | Tavarez | Overbeek        | Giamarusti    | Popa | Jac. Anderson   | Evans      |
| 4/17 | No. 5 Virginia           | Levins | Hulett | Wehler  | Duff   | Tavarez | Overbeek        | Giamarusti    | Popa | Jac. Anderson   | Corcoran   |
| 4/20 | vs. West Virginia        | Levins | Hulett | Wehler  | Barto  | Tavarez | Overbeek        | Giamarusti    | Popa | Jac. Anderson   | Bautista   |
| 4/22 | at No. 4 Miami           | Levins | Hulett | Tavarez | Wehler | Franks  | Overbeek        | Jor. Anderson | Popa | Washington, Jr. | Gilbertson |
| 4/23 | at No. 4 Miami           | Levins | Hulett | Tavarez | Wehler | Franks  | Overbeek        | Jor. Anderson | Popa | Washington, Jr. | Evans      |
| 4/24 | at No. 4 Miami           | Levins | Hulett | Tavarez | Wehler | Franks  | Overbeek        | Jor. Anderson | Popa | Washington, Jr. | Corcoran   |
| 4/29 | North Carolina A&T       | Levins | Hulett | Tavarez | Wehler | Franks  | Washington, Jr. | Jor. Anderson | Popa | Jac. Anderson   | Gilbertson |
| 4/30 | North Carolina A&T       | Levins | Hulett | Tavarez | Wehler | Franks  | Washington, Jr. | Popa          | Funk | Jac. Anderson   | Corcoran   |
| 4/30 | North Carolina A&T       | Levins | Hulett | Tavarez | Wehler | Franks  | Washington, Jr. | Popa          | Funk | Jac. Anderson   | Summers    |
| 5/4  | Oakland                  | Levins | Hulett | Tavarez | Wehler | Franks  | Washington, Jr. | Popa          | Funk | Jac. Anderson   | Bautista   |
| 5/7  | Duke                     | Levins | Hulett | Wehler  | Duff   | Franks  | Washington, Jr. | Jor. Anderson | Funk | Jac. Anderson   | Gilbertson |
| 5/8  | Duke                     | Levins | Hulett | Wehler  | Duff   | Franks  | Washington, Jr. | Jor. Anderson | Funk | Jac. Anderson   | Corcoran   |
| 5/8  | Duke                     | Long   | Hulett | Wehler  | Duff   | Franks  | Washington, Jr. | Jor. Anderson | Funk | Levins          | Evans      |
| 5/10 | at West Virginia         | Levins | Hulett | Wehler  | Duff   | Franks  | Washington, Jr. | Jor. Anderson | Funk | Jac. Anderson   | Bautista   |
| 5/13 | at No. 8 Notre Dame      | Levins | Hulett | Wehler  | Duff   | Franks  | Washington, Jr. | Jor. Anderson | Funk | Jac. Anderson   | Gilbertson |
| 5/14 | at No. 8 Notre Dame      | Levins | Hulett | Wehler  | Duff   | Franks  | Washington, Jr. | Jor. Anderson | Funk | Jac. Anderson   | Corcoran   |
| 5/15 | at No. 8 Notre Dame      | Levins | Hulett | Wehler  | Duff   | Franks  | Washington, Jr. | Jor. Anderson | Funk | Jac. Anderson   | Evans      |
| 5/17 | vs. Penn State           | Levins | Hulett | Wehler  | Duff   | Franks  | Washington, Jr. | Funk          | Popa | Jac. Anderson   | Bautista   |
| 5/19 | Georgia Tech             | Levins | Hulett | Wehler  | Duff   | Franks  | Washington, Jr. | Popa          | Funk | Jac. Anderson   | Gilbertson |
| 5/20 | Georgia Tech             | Levins | Hulett | Wehler  | Duff   | Franks  | Washington, Jr. | Popa          | Funk | Lambert         | Corcoran   |
| 5/21 | Georgia Tech             | Long   | Hulett | Wehler  | Duff   | Franks  | Washington, Jr. | Jor. Anderson | Funk | Levins          | Evans      |



# GAME-BY-GAME BY BATTING ORDER

| Date | Opponent                 | 1             | 2        | 3               | 4               | 5               | 6             | 7             | 8             | 9             | SP         |
|------|--------------------------|---------------|----------|-----------------|-----------------|-----------------|---------------|---------------|---------------|---------------|------------|
| 2/18 | vs. Canisius             | Duff          | Wehler   | Hess            | Washington Jr.  | Levins          | Funk          | Hulett        | Jor. Anderson | Franks        | Gilbertson |
| 2/19 | vs. Canisius             | Duff          | Wehler   | Levins          | Washington Jr.  | Hess            | Jac. Anderson | Hulett        | Jor. Anderson | Franks        | Corcoran   |
| 2/19 | vs. Canisius             | Duff          | Hess     | Wehler          | Levins          | Washington Jr.  | Hulett        | Funk          | Franks        | Long          | Evans      |
| 2/20 | vs. Canisius             | Duff          | Wehler   | Levins          | Jac. Anderson   | Hess            | Hulett        | Funk          | Jor. Anderson | Franks        | Dragani    |
| 2/25 | vs. Bradley              | Duff          | Wehler   | Levins          | Washington Jr.  | Hess            | Jac. Anderson | Hulett        | Jor. Anderson | Franks        | Gilbertson |
| 2/26 | vs. Bradley              | Duff          | Wehler   | Levins          | Washington Jr.  | Hess            | Hulett        | Funk          | Jor. Anderson | Franks        | Corcoran   |
| 2/26 | at Lipscomb              | Jor. Anderson | Duff     | Wehler          | Levins          | Hess            | Funk          | Hulett        | Long          | Franks        | Evans      |
| 2/27 | at Lipscomb              | Jor. Anderson | Duff     | Wehler          | Hess            | Levins          | Jac. Anderson | Hulett        | Funk          | Franks        | Dragani    |
| 3/4  | vs. Army                 | Duff          | Wehler   | Hess            | Levins          | Jac. Anderson   | Hulett        | Funk          | Franks        | Anderson      | Gilbertson |
| 3/5  | vs. Ohio State           | Duff          | Anderson | Levins          | Hess            | Funk            | Hulett        | Long          | Franks        | Tavarez       | Evans      |
| 3/6  | vs. Campbell             | Duff          | Anderson | Levins          | Hess            | Jac. Anderson   | Hulett        | Funk          | Franks        | Tavarez       | Corcoran   |
| 3/9  | at High Point            | Duff          | Anderson | Levins          | Hess            | Washington, Jr. | Hulett        | Funk          | Franks        | Tavarez       | Kennedy    |
| 3/11 | at No. 14 North Carolina | Duff          | Wehler   | Levins          | Washington, Jr. | Hess            | Hulett        | Funk          | Franks        | Anderson      | Gilbertson |
| 3/12 | at No. 14 North Carolina | Duff          | Wehler   | Levins          | Washington, Jr. | Hess            | Hulett        | Franks        | Jor. Anderson | Long          | Evans      |
| 3/13 | at No. 14 North Carolina | Duff          | Wehler   | Levins          | Washington, Jr. | Hess            | Hulett        | Jac. Anderson | Franks        | Anderson      | Corcoran   |
| 3/15 | Bucknell                 | Hess          | Wehler   | Levins          | Duff            | Washington, Jr. | Hulett        | Jac. Anderson | Franks        | Funk          | Dragani    |
| 3/16 | Youngstown State         | Hess          | Wehler   | Levins          | Duff            | Washington, Jr. | Hulett        | Jac. Anderson | Franks        | Funk          | Kennedy    |
| 3/18 | at Virginia Tech         | Hess          | Wehler   | Levins          | Duff            | Washington, Jr. | Hulett        | Jac. Anderson | Franks        | Funk          | Gilbertson |
| 3/19 | at Virginia Tech         | Hess          | Wehler   | Levins          | Washington, Jr. | Duff            | Hulett        | Jac. Anderson | Franks        | Funk          | Evans      |
| 3/20 | at Virginia Tech         | Hess          | Wehler   | Levins          | Washington, Jr. | Duff            | Hulett        | Jac. Anderson | Franks        | Funk          | Corcoran   |
| 3/25 | No. 20 Clemson           | Hess          | Wehler   | Levins          | Duff            | Washington, Jr. | Hulett        | Jac. Anderson | Franks        | Funk          | Gilbertson |
| 3/25 | No. 20 Clemson           | Hess          | Wehler   | Levins          | Duff            | Washington, Jr. | Hulett        | Jac. Anderson | Franks        | Funk          | Evans      |
| 3/30 | West Virginia            | Hess          | Wehler   | Levins          | Duff            | Washington, Jr. | Hulett        | Jac. Anderson | Franks        | Funk          | Dragani    |
| 4/2  | No. 5 Louisville         | Hess          | Wehler   | Levins          | Duff            | Washington, Jr. | Hulett        | Jac. Anderson | Franks        | Funk          | Gilbertson |
| 4/2  | No. 5 Louisville         | Hess          | Wehler   | Levins          | Duff            | Washington, Jr. | Hulett        | Jac. Anderson | Franks        | Funk          | Evans      |
| 4/3  | No. 5 Louisville         | Hess          | Wehler   | Levins          | Duff            | Washington, Jr. | Hulett        | Jac. Anderson | Tavarez       | Funk          | Corcoran   |
| 4/6  | at Youngstown State      | Wehler        | Levins   | Duff            | Washington, Jr. | Hulett          | Jac. Anderson | Funk          | Tavarez       | Jor. Anderson | Kennedy    |
| 4/8  | at Boston College        | Wehler        | Levins   | Duff            | Washington, Jr. | Hulett          | Jac. Anderson | Funk          | Tavarez       | Jor. Anderson | Gilbertson |
| 4/9  | at Boston College        | Wehler        | Levins   | Duff            | Washington, Jr. | Hulett          | Jac. Anderson | Funk          | Tavarez       | Jor. Anderson | Evans      |
| 4/10 | at Boston College        | Wehler        | Levins   | Duff            | Washington, Jr. | Hulett          | Jac. Anderson | Funk          | Tavarez       | Jor. Anderson | Corcoran   |
| 4/12 | at Kent State            | Wehler        | Levins   | Duff            | Jac. Anderson   | Hulett          | Funk          | Popa          | Tavarez       | Giamarusti    | Bautista   |
| 4/15 | No. 5 Virginia           | Wehler        | Levins   | Duff            | Washington, Jr. | Hulett          | Jac. Anderson | Tavarez       | Popa          | Giamarusti    | Gilbertson |
| 4/16 | No. 5 Virginia           | Wehler        | Levins   | Duff            | Jac. Anderson   | Hulett          | Tavarez       | Popa          | Overbeek      | Giamarusti    | Evans      |
| 4/17 | No. 5 Virginia           | Wehler        | Levins   | Duff            | Jac. Anderson   | Hulett          | Tavarez       | Popa          | Overbeek      | Giamarusti    | Corcoran   |
| 4/20 | vs. West Virginia        | Wehler        | Levins   | Jac. Anderson   | Hulett          | Tavarez         | Overbeek      | Popa          | Giamarusti    | Barto         | Bautista   |
| 4/22 | at No. 4 Miami           | Wehler        | Levins   | Washington, Jr. | Hulett          | Tavarez         | Overbeek      | Jor. Anderson | Franks        | Popa          | Gilbertson |
| 4/23 | at No. 4 Miami           | Wehler        | Levins   | Washington, Jr. | Hulett          | Tavarez         | Overbeek      | Franks        | Jor. Anderson | Popa          | Evans      |
| 4/24 | at No. 4 Miami           | Wehler        | Levins   | Washington, Jr. | Hulett          | Tavarez         | Overbeek      | Franks        | Jor. Anderson | Popa          | Corcoran   |
| 4/29 | North Carolina A&T       | Wehler        | Levins   | Washington, Jr. | Hulett          | Jac. Anderson   | Tavarez       | Funk          | Franks        | Jor. Anderson | Gilbertson |
| 4/30 | North Carolina A&T       | Wehler        | Levins   | Washington, Jr. | Hulett          | Jac. Anderson   | Tavarez       | Funk          | Franks        | Popa          | Corcoran   |
| 4/30 | North Carolina A&T       | Wehler        | Levins   | Washington, Jr. | Hulett          | Jac. Anderson   | Tavarez       | Franks        | Funk          | Popa          | Summers    |
| 5/4  | Oakland                  | Wehler        | Levins   | Washington, Jr. | Hulett          | Jac. Anderson   | Tavarez       | Franks        | Funk          | Popa          | Bautista   |
| 5/7  | Duke                     | Wehler        | Levins   | Washington, Jr. | Hulett          | Jac. Anderson   | Duff          | Funk          | Franks        | Jor. Anderson | Gilbertson |
| 5/8  | Duke                     | Wehler        | Levins   | Washington, Jr. | Hulett          | Jac. Anderson   | Duff          | Funk          | Franks        | Jor. Anderson | Corcoran   |
| 5/8  | Duke                     | Wehler        | Levins   | Washington, Jr. | Hulett          | Duff            | Funk          | Franks        | Long          | Jor. Anderson | Evans      |
| 5/10 | at West Virginia         | Wehler        | Levins   | Washington, Jr. | Duff            | Hulett          | Jac. Anderson | Funk          | Franks        | Jor. Anderson | Bautista   |
| 5/13 | at No. 8 Notre Dame      | Wehler        | Levins   | Washington, Jr. | Duff            | Hulett          | Jac. Anderson | Funk          | Franks        | Jor. Anderson | Gilbertson |
| 5/14 | at No. 8 Notre Dame      | Wehler        | Levins   | Duff            | Washington, Jr. | Hulett          | Jac. Anderson | Funk          | Franks        | Jor. Anderson | Evans      |
| 5/15 | at No. 8 Notre Dame      | Wehler        | Levins   | Duff            | Washington, Jr. | Hulett          | Jac. Anderson | Funk          | Franks        | Jor. Anderson | Evans      |
| 5/17 | vs. Penn State           | Wehler        | Levins   | Duff            | Washington, Jr. | Hulett          | Jac. Anderson | Funk          | Franks        | Popa          | Bautista   |
| 5/19 | Georgia Tech             | Wehler        | Levins   | Duff            | Washington, Jr. | Hulett          | Jac. Anderson | Funk          | Franks        | Popa          | Gilbertson |
| 5/20 | Georgia Tech             | Wehler        | Levins   | Duff            | Washington, Jr. | Hulett          | Funk          | Lambert       | Franks        | Popa          | Corcoran   |
| 5/21 | Georgia Tech             | Wehler        | Levins   | Duff            | Washington, Jr. | Hulett          | Funk          | Franks        | Long          | Jor. Anderson | Evans      |

## CHARLES L. COST FIELD

|   |  |
|---|--|
| Capacity.....                               | 900  |
| Surface .....                               | FieldTurf Synthetic Grass                                    |
| Lighting .....                              | Seven light towers   |
| Bullpens.....                               | Located along the left (home) and right (visitor) foul lines |
| Tickets .....                               | \$5 admittance   |
| Left Field Foul Line .....                  | 325 feet   |
| Left Field Power Alley.....                 | 375 feet   |
| Center Field .....                          | 405 feet   |
| Right Field Power Alley .....               | 375 feet   |
| Right Field Foul Line .....                 | 325 feet   |
| Left Field To Left-Center Wall Height ..... | 16 feet  |
| Left-Center To Right Field Wall Height..... | 8 feet   |
| First Game .....                            | March 16, 2011 vs. Kent State (L, 10-8)                      |
| First Pitch Win.....                        | March 18, 2011 vs. Niagara (W, 9-6)                          |
| First Pitch .....                           | David Kaye (Pitt) on March 16, 2011                          |
| First Hit .....                             | Ben Klafczynski (Kent State) on March 16, 2011               |
| First Home Run .....                        | David Chester (Pitt) on March 16, 2011                       |

### ATTENDANCE

|                          |   |
|--------------------------|---|
| All-Time .....           | 76,065 (2011-present)                   |
| All-Time Sellouts .....  | 5                                       |
| Season .....             | 9,650 (2013)                            |
| Single Game.....         | 986 (April 29, 2014 vs. No. 20 Clemson) |
| Conference Game.....     | 986 (April 29, 2014 vs. No. 20 Clemson) |
| Non-conference Game..... | 802 (May 8, 2018 vs. Penn State)        |
| March Game.....          | 607 (March 25, 2017 vs. Virginia Tech)  |
| April Game .....         | 986 (April 29, 2014 vs. No. 20 Clemson) |
| May Game .....           | 802 (May 8, 2018 vs. Penn State)        |

### YEAR-BY-YEAR RECORDS

|                    |                       |
|--------------------|-----------------------|
| 2011.....          | 18-7                  |
| 2012.....          | 12-8                  |
| 2013.....          | 25-5                  |
| 2014.....          | 10-9                  |
| 2015.....          | 12-13                 |
| 2016.....          | 10-12                 |
| 2017.....          | 12-12                 |
| 2018.....          | 11-12                 |
| 2019.....          | 12-14                 |
| 2020.....          | 0-1                   |
| 2021.....          | 11-10                 |
| 2022.....          | 12-11                 |
| <b>Total .....</b> | <b>145-112 (.564)</b> |

## RECORDS AT COST FIELD

### TEAM RECORDS

|                              |                               |
|------------------------------|-------------------------------|
| Attendance: .....            | 986 (No. 20 Clemson, 4/29/14) |
| Longest game: .....          | 15 innings (Towson, 3/29/13)  |
| Longest win streak:.....     | 9 (3/17/13-4/17/13)           |
| Runs (Pitt): .....           | 21 (Bucknell, 3/15/22)        |
| Runs (Opponent):.....        | 21 (Maryland, 5/11/14)        |
| Margin (Pitt):.....          | 19 (MD Eastern Shore, 5/3/17) |
| Margin (Opponent):.....      | 20 (Maryland, 5/11/14)        |
| Hits (Pitt): .....           | 21 (Niagara, 3/20/11)         |
| Hits (Opponent):.....        | 19 (Cincinnati, 4/30/11)      |
| Home Runs (Pitt):.....       | 6 (Bucknell, 3/15/22)         |
| Home Runs (Opponent):.....   | 4 (Niagara, 3/20/11)          |
| Total Bases (Pitt):.....     | 40 (Bucknell, 3/15/22)        |
| Total Bases (Opponent):..... | 29 (Niagara, 3/20/11)         |
| Steals (Pitt): .....         | 6 (Coppin State, 4/17/13)     |
| Steals (Opponent):.....      | 5 (Notre Dame, 4/11/11)       |
| Putouts (Pitt): .....        | 45 (Towson, 3/29/13)          |
| Putouts (Opponent):.....     | 44 (Towson, 3/29/13)          |
| Assists (Pitt): .....        | 22 (Notre Dame, 4/2/11)       |
| Assists (Opponent):.....     | 21 (Penn State, 3/17/15)      |
| Errors (Pitt): .....         | 9 (Cincinnati, 4/18/12)       |
| Errors (Opponent): .....     | 4 (Niagara, 3/10/15)          |
| Strikeouts (Pitt): .....     | 15 (Georgia Tech, 4/14/18)    |
| Strikeouts (Opponent):.....  | 18 (No. 1 Virginia, 4/6/14)   |

### INDIVIDUAL RECORDS

|                              |  |
|------------------------------|--|
| Runs (Pitt): .....           | 4, 3x (Alex Amos vs. UMES, 5/3/17)                           |
| Runs (Opponent): .....       | 3, 8x (Sommerville of UMES, 5/4/16)                          |
| Hits (Pitt): .....           | 5 (Evan Oswald vs. YSU, 3/10/13)                             |
| Hits (Opponent): .....       | 4, 6x (Escanilla of UMES, 5/4/16)                            |
| Home Runs (Pitt): .....      | 2, 8x (Jack Anderson and Tatem Levins vs. Bucknell, 3/15/22) |
| Home Runs (Opponent):.....   | 2, 5x (Payne of VT, 5/16/15)                                 |
| Total Bases (Pitt):.....     | 10 (Anthony DeFabio vs. USF, 4/15/12)                        |
| Total Bases (Opponent):..... | 10, 2x (Payne of VT, 5/16/15)                                |
| Steals (Pitt): .....         | 3, 2x (last, Liam Sabino vs. #19 Duke, 3/24/18)              |
| Steals (Opponent): .....     | 3 (DeSico of Notre Dame, 4/1/11)                             |
| Putouts (Pitt):.....         | 19 (Cole MacLaren vs. Georgia Tech, 4/14/18)                 |
| Putouts (Opponent):.....     | 19 (White of Penn State, 3/17/15)                            |
| Assists (Pitt) .....         | 9, 2x (Evan Oswald vs. Toledo, 3/15/13)                      |
| Assists (Opponent):.....     | 10 (Skerpon of Penn State, 3/17/15)                          |
| Strikeouts (Pitt):.....      | 12, 3x (Matt Gilbertson, North Carolina A&T, 4/29/22)        |
| Strikeouts (Opponent):.....  | 18 (Kirby of No. 1 Virginia, 4/6/14)                         |

# **2022 Pitt Baseball** **Overall Statistics for Pitt (as of May 21, 2022)** **(All games Sorted by Batting avg)**

Record: 27-26 Home: 12-9 Away: 10-11 Neutral: 5-6 ACC: 13-16

| Player                 | avg  | gp-gs | ab   | r   | h   | 2b  | 3b | hr | rbi | tb  | slg% | bb  | hp | so  | gdp | ob%  | sf | sh | sb-att | po   | a   | e  | fld%  |
|------------------------|------|-------|------|-----|-----|-----|----|----|-----|-----|------|-----|----|-----|-----|------|----|----|--------|------|-----|----|-------|
| 21 Kyle Hess           | .330 | 29-26 | 100  | 22  | 33  | 7   | 1  | 8  | 24  | 66  | .660 | 11  | 7  | 15  | 1   | .432 | 0  | 0  | 3-4    | 45   | 1   | 2  | .958  |
| 14 Tatem Levins        | .313 | 53-53 | 198  | 40  | 62  | 8   | 3  | 15 | 52  | 121 | .611 | 31  | 12 | 30  | 6   | .430 | 3  | 0  | 0-1    | 364  | 38  | 4  | .990  |
| 39 CJ Funk             | .297 | 43-42 | 128  | 34  | 38  | 8   | 3  | 5  | 24  | 67  | .523 | 40  | 7  | 47  | 2   | .486 | 0  | 0  | 2-4    | 73   | 2   | 3  | .962  |
| 3 Sky Duff             | .287 | 45-45 | 164  | 31  | 47  | 8   | 0  | 2  | 20  | 61  | .372 | 39  | 4  | 42  | 4   | .433 | 1  | 0  | 1-5    | 22   | 70  | 6  | .939  |
| 2 Jeffrey Wehler       | .283 | 50-50 | 205  | 44  | 58  | 17  | 3  | 2  | 31  | 87  | .424 | 28  | 3  | 36  | 4   | .377 | 0  | 3  | 10-12  | 62   | 133 | 5  | .975  |
| 33 Jack Anderson       | .275 | 47-39 | 149  | 26  | 41  | 8   | 1  | 6  | 26  | 69  | .463 | 28  | 3  | 55  | 4   | .393 | 3  | 0  | 0-0    | 2    | 0   | 0  | 1.000 |
| 15 Bryce Hulett        | .274 | 53-53 | 190  | 30  | 52  | 8   | 1  | 8  | 31  | 86  | .453 | 36  | 6  | 40  | 6   | .400 | 3  | 1  | 1-3    | 460  | 24  | 5  | .990  |
| 23 Ron Washington, Jr. | .272 | 45-43 | 162  | 32  | 44  | 10  | 0  | 13 | 37  | 93  | .574 | 24  | 6  | 61  | 2   | .383 | 1  | 0  | 4-6    | 59   | 2   | 2  | .968  |
| 1 Tommy Tavarez        | .256 | 30-20 | 78   | 18  | 20  | 3   | 0  | 4  | 16  | 35  | .449 | 20  | 1  | 33  | 0   | .414 | 0  | 2  | 1-1    | 23   | 49  | 5  | .935  |
| 11 Brock Franks        | .231 | 43-43 | 143  | 24  | 33  | 6   | 1  | 9  | 23  | 68  | .476 | 11  | 4  | 35  | 3   | .296 | 4  | 8  | 0-1    | 49   | 112 | 16 | .910  |
| 5 Jordan Anderson      | .198 | 36-30 | 96   | 12  | 19  | 3   | 0  | 0  | 9   | 22  | .229 | 10  | 4  | 16  | 4   | .295 | 2  | 4  | 1-2    | 66   | 2   | 2  | .971  |
| -----                  |      |       |      |     |     |     |    |    |     |     |      |     |    |     |     |      |    |    |        |      |     |    |       |
| 6 Dom Popa             | .275 | 32-14 | 51   | 15  | 14  | 5   | 1  | 0  | 7   | 21  | .412 | 12  | 6  | 19  | 0   | .464 | 0  | 1  | 2-2    | 33   | 0   | 0  | 1.000 |
| 19 Luke Lambert        | .250 | 23-1  | 28   | 1   | 7   | 1   | 0  | 0  | 2   | 8   | .286 | 1   | 0  | 11  | 0   | .276 | 0  | 0  | 0-0    | 10   | 0   | 0  | 1.000 |
| 17 Josh Overbeek       | .200 | 21-6  | 35   | 8   | 7   | 0   | 0  | 1  | 3   | 10  | .286 | 8   | 0  | 11  | 1   | .341 | 1  | 0  | 0-2    | 15   | 2   | 1  | .944  |
| 20 Cameron Barto       | .200 | 14-1  | 15   | 2   | 3   | 2   | 0  | 0  | 2   | 5   | .333 | 2   | 0  | 8   | 0   | .294 | 0  | 0  | 0-0    | 5    | 6   | 0  | 1.000 |
| 18 Johnny Long         | .125 | 14-6  | 24   | 3   | 3   | 1   | 0  | 0  | 5   | 4   | .167 | 5   | 1  | 6   | 1   | .300 | 0  | 0  | 1-1    | 70   | 1   | 1  | .986  |
| 13 Nick Giamarusti     | .080 | 23-5  | 25   | 3   | 2   | 0   | 0  | 0  | 1   | 2   | .080 | 0   | 3  | 14  | 0   | .172 | 1  | 0  | 1-2    | 13   | 0   | 1  | .929  |
| Totals                 | .270 | 53    | 1791 | 345 | 483 | 95  | 14 | 73 | 313 | 825 | .461 | 306 | 67 | 479 | 38  | .392 | 19 | 19 | 27-46  | 1391 | 499 | 60 | .969  |
| Opponents              | .284 | 53    | 1871 | 368 | 531 | 108 | 9  | 71 | 330 | 870 | .465 | 205 | 45 | 449 | 27  | .364 | 24 | 13 | 51-58  | 1385 | 448 | 59 | .969  |

LOB - Team (476), Opp (400). DPs turned - Team (33), Opp (46). CI - Team (1), Levins 1, Opp (4). IBB - Team (4), Levins 2, Popa 1, Hulett 1, Opp (8). Picked off - Duff 2, Anderson Jor 1, Hess 1, Funk 1.

## **(All games Sorted by Earned run avg)**

| Player               | era   | w-l   | app | gs | cg | sho | sv | ip    | h   | r   | er  | bb  | so  | 2b  | 3b | hr | b/avg | wp | hp | bk | sfa | sha |
|----------------------|-------|-------|-----|----|----|-----|----|-------|-----|-----|-----|-----|-----|-----|----|----|-------|----|----|----|-----|-----|
| 45 Matt Gilbertson   | 3.55  | 8-3   | 14  | 14 | 1  | 1/1 | 0  | 91.1  | 93  | 40  | 36  | 11  | 87  | 20  | 3  | 8  | .261  | 8  | 3  | 1  | 4   | 1   |
| 32 Billy Corcoran    | 4.24  | 7-5   | 13  | 13 | 1  | 0/0 | 0  | 80.2  | 85  | 47  | 38  | 8   | 66  | 18  | 0  | 11 | .265  | 1  | 5  | 0  | 4   | 3   |
| 8 Brady Devereux     | 4.75  | 4-2   | 23  | 0  | 0  | 0/0 | 0  | 36.0  | 38  | 22  | 19  | 13  | 30  | 2   | 2  | 7  | .271  | 3  | 3  | 0  | 1   | 2   |
| 26 Baron Stuart      | 5.93  | 1-4   | 25  | 0  | 0  | 0/1 | 7  | 44.0  | 53  | 39  | 29  | 17  | 60  | 9   | 0  | 8  | .291  | 5  | 6  | 1  | 2   | 2   |
| 29 Jonathan Bautista | 6.85  | 0-1   | 14  | 5  | 0  | 0/0 | 0  | 22.1  | 28  | 20  | 17  | 20  | 21  | 9   | 0  | 1  | .308  | 7  | 1  | 2  | 2   | 1   |
| 55 Logan Evans       | 6.93  | 4-7   | 13  | 13 | 1  | 1/1 | 0  | 63.2  | 83  | 58  | 49  | 15  | 49  | 21  | 1  | 12 | .309  | 8  | 6  | 1  | 4   | 1   |
| 36 Dylan Lester      | 7.24  | 0-0   | 21  | 0  | 0  | 0/0 | 0  | 27.1  | 30  | 25  | 22  | 18  | 32  | 7   | 0  | 8  | .273  | 3  | 0  | 0  | 0   | 0   |
| 27 Hayden Summers    | 7.30  | 1-1   | 7   | 1  | 0  | 0/1 | 2  | 12.1  | 17  | 11  | 10  | 2   | 14  | 4   | 0  | 3  | .309  | 1  | 1  | 0  | 1   | 0   |
| 38 C.J. McKennitt    | 8.02  | 0-0   | 21  | 0  | 0  | 0/0 | 0  | 21.1  | 24  | 20  | 19  | 17  | 24  | 4   | 0  | 3  | .282  | 3  | 4  | 1  | 1   | 0   |
| 24 Ben Dragani       | 8.75  | 2-1   | 14  | 4  | 0  | 0/0 | 0  | 23.2  | 29  | 24  | 23  | 30  | 21  | 5   | 0  | 2  | .305  | 7  | 4  | 0  | 2   | 1   |
| 30 Tyler Kennedy     | 10.38 | 0-0   | 12  | 3  | 0  | 0/0 | 0  | 13.0  | 10  | 16  | 15  | 21  | 14  | 2   | 1  | 2  | .222  | 9  | 6  | 0  | 1   | 1   |
| 46 Quin Konuszewski  | 11.40 | 0-0   | 19  | 0  | 0  | 0/0 | 0  | 15.0  | 19  | 19  | 19  | 14  | 17  | 2   | 1  | 3  | .306  | 2  | 1  | 0  | 0   | 1   |
| 43 Ryan Miller       | 17.18 | 0-1   | 7   | 0  | 0  | 0/0 | 0  | 7.1   | 9   | 14  | 14  | 10  | 6   | 2   | 1  | 2  | .310  | 2  | 1  | 0  | 2   | 0   |
| -----                |       |       |     |    |    |     |    |       |     |     |     |     |     |     |    |    |       |    |    |    |     |     |
| 31 Kyle Demi         | 16.62 | 0-1   | 6   | 0  | 0  | 0/0 | 0  | 4.1   | 9   | 8   | 8   | 4   | 6   | 2   | 0  | 1  | .429  | 2  | 2  | 0  | 0   | 0   |
| 34 Will Droll        | 27.00 | 0-0   | 3   | 0  | 0  | 0/0 | 0  | 1.1   | 4   | 5   | 4   | 5   | 2   | 1   | 0  | 0  | .444  | 1  | 2  | 0  | 0   | 0   |
| Totals               | 6.25  | 27-26 | 53  | 53 | 3  | 4/2 | 9  | 463.2 | 531 | 368 | 322 | 205 | 449 | 108 | 9  | 71 | .284  | 62 | 45 | 6  | 24  | 13  |
| Opponents            | 5.79  | 26-27 | 53  | 53 | 0  | 1/1 | 7  | 461.2 | 483 | 345 | 297 | 306 | 479 | 95  | 14 | 73 | .270  | 55 | 67 | 1  | 19  | 19  |

PB - Team (11), Levins 11, Opp (8). Pickoffs - Team (1), Evans 1, Opp (5). SBA/ATT - Levins (46-52), Dragani (9-9), Lester (7-7), Devereux (7-7), Long (5-5), McKennitt (4-5), Stuart (3-5), Corcoran (4-5), Gilbertson (2-4), Kennedy (4-4), Evans (3-4), Konuszewski (3-3), Bautista (3-3), Summers (2-2).



# **2022 Pitt Baseball** **Conference statistics for Pitt (as of May 21, 2022)** **(ACC games only Sorted by Batting avg)**

Record: 13-16 Home: 8-6 Away: 5-10 ACC: 13-16

| Player                 | avg  | gp-gs | ab   | r   | h   | 2b | 3b | hr | rbi | tb  | slg% | bb  | hp | so  | gdp | ob%  | sf | sh | sb-att | po  | a   | e  | fld%  |
|------------------------|------|-------|------|-----|-----|----|----|----|-----|-----|------|-----|----|-----|-----|------|----|----|--------|-----|-----|----|-------|
| 21 Kyle Hess           | .381 | 14-11 | 42   | 7   | 16  | 4  | 0  | 3  | 6   | 29  | .690 | 3   | 4  | 4   | 0   | .469 | 0  | 0  | 2-3    | 22  | 0   | 1  | .957  |
| 1 Tommy Tavaréz        | .341 | 15-10 | 41   | 10  | 14  | 3  | 0  | 2  | 8   | 23  | .561 | 7   | 0  | 16  | 0   | .438 | 0  | 0  | 0-0    | 15  | 22  | 4  | .902  |
| 14 Tatem Levins        | .306 | 29-29 | 108  | 19  | 33  | 5  | 3  | 6  | 23  | 62  | .574 | 17  | 4  | 23  | 5   | .412 | 2  | 0  | 0-1    | 189 | 16  | 2  | .990  |
| 3 Sky Duff             | .303 | 26-26 | 99   | 14  | 30  | 6  | 0  | 1  | 11  | 39  | .394 | 17  | 1  | 26  | 3   | .410 | 0  | 0  | 0-1    | 14  | 42  | 4  | .933  |
| 39 CJ Funk             | .292 | 22-21 | 65   | 18  | 19  | 3  | 1  | 5  | 13  | 39  | .600 | 16  | 3  | 20  | 2   | .452 | 0  | 0  | 2-3    | 43  | 1   | 3  | .936  |
| 6 Dom Popa             | .290 | 18-8  | 31   | 8   | 9   | 4  | 0  | 0  | 4   | 13  | .419 | 4   | 2  | 12  | 0   | .405 | 0  | 1  | 0-0    | 19  | 0   | 0  | 1.000 |
| 33 Jack Anderson       | .272 | 25-21 | 81   | 10  | 22  | 4  | 1  | 2  | 9   | 34  | .420 | 9   | 0  | 36  | 3   | .337 | 2  | 0  | 0-0    | 0   | 0   | 0  | .000  |
| 2 Jeffrey Wehler       | .267 | 29-29 | 120  | 20  | 32  | 5  | 2  | 1  | 15  | 44  | .367 | 15  | 1  | 22  | 3   | .353 | 0  | 1  | 5-7    | 39  | 75  | 3  | .974  |
| 5 Jordan Anderson      | .267 | 20-16 | 45   | 5   | 12  | 2  | 0  | 0  | 8   | 14  | .311 | 5   | 3  | 7   | 2   | .364 | 2  | 2  | 0-0    | 33  | 0   | 2  | .943  |
| 11 Brock Franks        | .263 | 22-22 | 76   | 12  | 20  | 3  | 1  | 3  | 7   | 34  | .447 | 4   | 2  | 24  | 1   | .310 | 2  | 3  | 0-1    | 25  | 61  | 12 | .878  |
| 23 Ron Washington, Jr. | .253 | 28-27 | 99   | 18  | 25  | 6  | 0  | 8  | 21  | 55  | .556 | 16  | 2  | 39  | 2   | .368 | 0  | 0  | 2-2    | 38  | 2   | 2  | .952  |
| 15 Bryce Hulett        | .206 | 29-29 | 107  | 11  | 22  | 3  | 1  | 4  | 10  | 39  | .364 | 14  | 3  | 26  | 3   | .315 | 0  | 0  | 0-2    | 242 | 12  | 3  | .988  |
| -----                  |      |       |      |     |     |    |    |    |     |     |      |     |    |     |     |      |    |    |        |     |     |    |       |
| 20 Cameron Barto       | .286 | 8-0   | 7    | 2   | 2   | 1  | 0  | 0  | 1   | 3   | .429 | 1   | 0  | 4   | 0   | .375 | 0  | 0  | 0-0    | 1   | 1   | 0  | 1.000 |
| 17 Josh Overbeek       | .250 | 12-5  | 24   | 5   | 6   | 0  | 0  | 1  | 3   | 9   | .375 | 5   | 0  | 6   | 1   | .367 | 1  | 0  | 0-1    | 12  | 0   | 1  | .923  |
| 18 Johnny Long         | .167 | 8-3   | 12   | 2   | 2   | 0  | 0  | 0  | 2   | 2   | .167 | 3   | 1  | 1   | 0   | .375 | 0  | 0  | 1-1    | 44  | 0   | 0  | 1.000 |
| 13 Nick Giamarusti     | .154 | 11-3  | 13   | 1   | 2   | 0  | 0  | 0  | 1   | 2   | .154 | 0   | 2  | 8   | 0   | .250 | 1  | 0  | 0-0    | 7   | 0   | 1  | .875  |
| 19 Luke Lambert        | .111 | 13-1  | 18   | 0   | 2   | 0  | 0  | 0  | 0   | 2   | .111 | 0   | 0  | 9   | 0   | .111 | 0  | 0  | 0-0    | 4   | 0   | 0  | 1.000 |
| Totals                 | .271 | 29    | 988  | 162 | 268 | 49 | 9  | 36 | 142 | 443 | .448 | 136 | 28 | 283 | 25  | .372 | 10 | 7  | 12-22  | 758 | 252 | 40 | .962  |
| Opponents              | .300 | 29    | 1059 | 229 | 318 | 74 | 5  | 47 | 207 | 543 | .513 | 97  | 25 | 242 | 14  | .369 | 13 | 2  | 18-22  | 762 | 237 | 31 | .970  |

LOB - Team (248), Opp (209). DPs turned - Team (16), Opp (31). CI - Team (0), Opp (3). IBB - Team (1), Levins 1, Opp (3).  
Picked off - Anderson Jor 1.

## **(ACC games only Sorted by Earned run avg)**

| Player               | era   | w-l   | app | gs | cg | sho | sv | ip    | h   | r   | er  | bb  | so  | 2b | 3b | hr | b/avg | wp | hp | bk | sfa | sha |
|----------------------|-------|-------|-----|----|----|-----|----|-------|-----|-----|-----|-----|-----|----|----|----|-------|----|----|----|-----|-----|
| 32 Billy Corcoran    | 3.97  | 5-3   | 9   | 9  | 1  | 0/0 | 0  | 56.2  | 60  | 32  | 25  | 6   | 48  | 15 | 0  | 8  | .268  | 1  | 4  | 0  | 2   | 2   |
| 45 Matt Gilbertson   | 4.12  | 6-2   | 10  | 10 | 0  | 0/1 | 0  | 67.2  | 73  | 33  | 31  | 5   | 56  | 16 | 3  | 8  | .270  | 5  | 2  | 1  | 4   | 0   |
| 26 Baron Stuart      | 5.53  | 0-3   | 14  | 0  | 0  | 0/1 | 6  | 27.2  | 27  | 20  | 17  | 8   | 37  | 4  | 0  | 4  | .243  | 3  | 4  | 0  | 1   | 0   |
| 8 Brady Devereux     | 7.59  | 0-0   | 10  | 0  | 0  | 0/0 | 0  | 10.2  | 12  | 10  | 9   | 5   | 8   | 1  | 0  | 4  | .286  | 1  | 3  | 0  | 1   | 0   |
| 55 Logan Evans       | 9.20  | 2-7   | 10  | 10 | 0  | 0/0 | 0  | 44.0  | 69  | 53  | 45  | 13  | 34  | 18 | 1  | 11 | .347  | 7  | 5  | 1  | 2   | 0   |
| 36 Dylan Lester      | 9.75  | 0-0   | 9   | 0  | 0  | 0/0 | 0  | 12.0  | 16  | 16  | 13  | 9   | 18  | 4  | 0  | 5  | .308  | 0  | 0  | 0  | 0   | 0   |
| 46 Quin Konuszewski  | 18.00 | 0-0   | 9   | 0  | 0  | 0/0 | 0  | 7.0   | 10  | 14  | 14  | 10  | 10  | 1  | 1  | 1  | .323  | 1  | 1  | 0  | 0   | 0   |
| 38 C.J. McKennitt    | 18.41 | 0-0   | 9   | 0  | 0  | 0/0 | 0  | 7.1   | 13  | 16  | 15  | 12  | 11  | 3  | 0  | 1  | .371  | 2  | 2  | 1  | 0   | 0   |
| -----                |       |       |     |    |    |     |    |       |     |     |     |     |     |    |    |    |       |    |    |    |     |     |
| 30 Tyler Kennedy     | 3.86  | 0-0   | 4   | 0  | 0  | 0/0 | 0  | 4.2   | 6   | 2   | 2   | 4   | 6   | 1  | 0  | 1  | .333  | 2  | 0  | 0  | 0   | 0   |
| 29 Jonathan Bautista | 7.71  | 0-0   | 5   | 0  | 0  | 0/0 | 0  | 4.2   | 6   | 6   | 4   | 6   | 4   | 4  | 0  | 1  | .300  | 1  | 0  | 0  | 1   | 0   |
| 27 Hayden Summers    | 12.27 | 0-1   | 2   | 0  | 0  | 0/0 | 0  | 3.2   | 8   | 5   | 5   | 0   | 4   | 3  | 0  | 2  | .400  | 1  | 1  | 0  | 0   | 0   |
| 43 Ryan Miller       | 20.25 | 0-0   | 2   | 0  | 0  | 0/0 | 0  | 1.1   | 2   | 3   | 3   | 3   | 1   | 1  | 0  | 0  | .333  | 0  | 0  | 0  | 1   | 0   |
| 31 Kyle Demi         | 22.50 | 0-0   | 3   | 0  | 0  | 0/0 | 0  | 2.0   | 7   | 5   | 5   | 2   | 2   | 1  | 0  | 1  | .583  | 1  | 1  | 0  | 0   | 0   |
| 24 Ben Dragani       | 34.71 | 0-0   | 5   | 0  | 0  | 0/0 | 0  | 2.1   | 5   | 9   | 9   | 9   | 1   | 1  | 0  | 0  | .455  | 2  | 1  | 0  | 1   | 0   |
| 34 Will Droll        | 36.00 | 0-0   | 2   | 0  | 0  | 0/0 | 0  | 1.0   | 4   | 5   | 4   | 5   | 2   | 1  | 0  | 0  | .500  | 0  | 1  | 0  | 0   | 0   |
| Totals               | 7.16  | 13-16 | 29  | 29 | 1  | 1/1 | 6  | 252.2 | 318 | 229 | 201 | 97  | 242 | 74 | 5  | 47 | .300  | 27 | 25 | 3  | 13  | 2   |
| Opponents            | 4.78  | 16-13 | 29  | 29 | 0  | 1/1 | 4  | 254.0 | 268 | 162 | 135 | 136 | 283 | 49 | 9  | 36 | .271  | 22 | 28 | 0  | 10  | 7   |

PB - Team (4), Levins 4, Opp (6). Pickoffs - Team (1), Evans 1, Opp (1). SBA/ATT - Levins (14-18), Corcoran (3-4), Long (4-4), Dragani (3-3), Gilbertson (2-3), Evans (2-3), Lester (2-2), Stuart (1-2), Devereux (2-2), Konuszewski (2-2), Summers (1-1).

# **2022 Pitt Baseball** **Overall Statistics for Pitt (as of May 21, 2022)** **(Home games Sorted by Batting avg)**

Record: 12-9 Home: 12-9 Away: 0-0 ACC: 8-6

| Player                 | avg  | gp-gs | ab  | r   | h   | 2b | 3b | hr | rbi | tb  | slg% | bb  | hp | so  | gdp | ob%  | sf | sh | sb-att | po  | a   | e  | fld%  |
|------------------------|------|-------|-----|-----|-----|----|----|----|-----|-----|------|-----|----|-----|-----|------|----|----|--------|-----|-----|----|-------|
| 39 CJ Funk             | .392 | 18-18 | 51  | 16  | 20  | 5  | 1  | 3  | 12  | 36  | .706 | 22  | 2  | 17  | 0   | .587 | 0  | 0  | 1-1    | 31  | 1   | 1  | .970  |
| 21 Kyle Hess           | .371 | 9-8   | 35  | 9   | 13  | 3  | 1  | 3  | 9   | 27  | .771 | 3   | 3  | 2   | 0   | .463 | 0  | 0  | 0-1    | 17  | 1   | 0  | 1.000 |
| 14 Tatem Levins        | .324 | 21-21 | 71  | 18  | 23  | 4  | 0  | 5  | 20  | 42  | .592 | 19  | 9  | 8   | 4   | .505 | 2  | 0  | 0-0    | 159 | 13  | 2  | .989  |
| 33 Jack Anderson       | .324 | 19-18 | 68  | 15  | 22  | 5  | 0  | 4  | 16  | 39  | .574 | 15  | 2  | 26  | 2   | .459 | 0  | 0  | 0-0    | 0   | 0   | 0  | .000  |
| 2 Jeffrey Wehler       | .314 | 21-21 | 86  | 23  | 27  | 8  | 1  | 1  | 10  | 40  | .465 | 16  | 0  | 11  | 1   | .422 | 0  | 1  | 4-5    | 24  | 52  | 3  | .962  |
| 15 Bryce Hulett        | .300 | 21-21 | 80  | 18  | 24  | 3  | 1  | 5  | 17  | 44  | .550 | 15  | 3  | 16  | 2   | .424 | 1  | 0  | 1-3    | 188 | 12  | 2  | .990  |
| 3 Sky Duff             | .270 | 17-17 | 63  | 9   | 17  | 2  | 0  | 0  | 7   | 19  | .302 | 14  | 1  | 17  | 0   | .410 | 0  | 0  | 0-2    | 8   | 36  | 2  | .957  |
| 23 Ron Washington, Jr. | .263 | 20-19 | 76  | 16  | 20  | 7  | 0  | 6  | 18  | 45  | .592 | 11  | 3  | 27  | 1   | .378 | 0  | 0  | 0-1    | 33  | 1   | 0  | 1.000 |
| 6 Dom Popa             | .240 | 14-8  | 25  | 9   | 6   | 3  | 0  | 0  | 2   | 9   | .360 | 7   | 4  | 8   | 0   | .472 | 0  | 1  | 1-1    | 18  | 0   | 0  | 1.000 |
| 1 Tommy Tavaraz        | .226 | 13-8  | 31  | 5   | 7   | 1  | 0  | 1  | 8   | 11  | .355 | 10  | 0  | 13  | 0   | .415 | 0  | 2  | 0-0    | 9   | 21  | 2  | .938  |
| 11 Brock Franks        | .203 | 17-17 | 59  | 8   | 12  | 2  | 0  | 3  | 10  | 23  | .390 | 5   | 1  | 14  | 1   | .261 | 4  | 4  | 0-1    | 16  | 36  | 6  | .897  |
| -----                  |      |       |     |     |     |    |    |    |     |     |      |     |    |     |     |      |    |    |        |     |     |    |       |
| 5 Jordan Anderson      | .250 | 8-5   | 16  | 1   | 4   | 1  | 0  | 0  | 1   | 5   | .313 | 2   | 3  | 3   | 1   | .429 | 0  | 1  | 0-0    | 12  | 0   | 1  | .923  |
| 18 Johnny Long         | .200 | 6-2   | 10  | 0   | 2   | 0  | 0  | 0  | 2   | 2   | .200 | 2   | 0  | 1   | 0   | .333 | 0  | 0  | 1-1    | 27  | 0   | 0  | 1.000 |
| 19 Luke Lambert        | .167 | 8-1   | 12  | 1   | 2   | 0  | 0  | 0  | 1   | 2   | .167 | 0   | 0  | 5   | 0   | .167 | 0  | 0  | 0-0    | 3   | 0   | 0  | 1.000 |
| 17 Josh Overbeek       | .154 | 9-2   | 13  | 3   | 2   | 0  | 0  | 1  | 2   | 5   | .385 | 2   | 0  | 5   | 0   | .250 | 1  | 0  | 0-0    | 4   | 1   | 1  | .833  |
| 13 Nick Giamarusti     | .143 | 11-3  | 14  | 2   | 2   | 0  | 0  | 0  | 1   | 2   | .143 | 0   | 2  | 8   | 0   | .235 | 1  | 0  | 0-0    | 8   | 0   | 1  | .889  |
| 20 Cameron Barto       | .000 | 7-0   | 6   | 1   | 0   | 0  | 0  | 0  | 0   | 0   | .000 | 1   | 0  | 5   | 0   | .143 | 0  | 0  | 0-0    | 2   | 1   | 0  | 1.000 |
| Totals                 | .284 | 21    | 716 | 154 | 203 | 44 | 4  | 32 | 136 | 351 | .490 | 144 | 33 | 186 | 12  | .421 | 9  | 9  | 8-16   | 567 | 195 | 23 | .971  |
| Opponents              | .288 | 21    | 778 | 158 | 224 | 44 | 3  | 34 | 142 | 376 | .483 | 80  | 19 | 188 | 9   | .365 | 7  | 4  | 19-20  | 535 | 152 | 28 | .961  |

LOB - Team (223), Opp (163). DPs turned - Team (9), Opp (14). CI - Team (0), Opp (1). IBB - Team (1), Levins 1, Opp (2).

## **(Home games Sorted by Earned run avg)**

| Player               | era   | w-l  | app | gs | cg | sho | sv | ip    | h   | r   | er  | bb  | so  | 2b | 3b | hr | b/avg | wp | hp | bksfa | sha |
|----------------------|-------|------|-----|----|----|-----|----|-------|-----|-----|-----|-----|-----|----|----|----|-------|----|----|-------|-----|
| 30 Tyler Kennedy     | 1.35  | 0-0  | 5   | 1  | 0  | 0/0 | 0  | 6.2   | 4   | 1   | 1   | 7   | 8   | 1  | 0  | 0  | .190  | 4  | 1  | 0     | 1   |
| 45 Matt Gilbertson   | 3.14  | 5-0  | 6   | 6  | 1  | 1/1 | 0  | 43.0  | 37  | 15  | 15  | 2   | 45  | 12 | 2  | 4  | .223  | 4  | 1  | 0     | 2   |
| 32 Billy Corcoran    | 4.06  | 3-2  | 5   | 5  | 1  | 0/0 | 0  | 31.0  | 34  | 18  | 14  | 1   | 31  | 6  | 0  | 4  | .270  | 1  | 1  | 0     | 1   |
| 36 Dylan Lester      | 4.82  | 0-0  | 7   | 0  | 0  | 0/0 | 0  | 9.1   | 6   | 8   | 5   | 8   | 11  | 1  | 0  | 2  | .176  | 0  | 0  | 0     | 0   |
| 46 Quin Konuszewski  | 5.06  | 0-0  | 5   | 0  | 0  | 0/0 | 0  | 5.1   | 6   | 3   | 3   | 2   | 4   | 0  | 0  | 2  | .273  | 1  | 0  | 0     | 0   |
| 26 Baron Stuart      | 5.32  | 0-1  | 12  | 0  | 0  | 0/1 | 4  | 22.0  | 24  | 18  | 13  | 6   | 27  | 2  | 0  | 5  | .270  | 3  | 3  | 0     | 2   |
| 8 Brady Devereux     | 7.30  | 3-1  | 9   | 0  | 0  | 0/0 | 0  | 12.1  | 20  | 10  | 10  | 6   | 12  | 1  | 1  | 4  | .370  | 1  | 2  | 0     | 1   |
| 24 Ben Dragani       | 7.62  | 0-0  | 6   | 2  | 0  | 0/0 | 0  | 13.0  | 15  | 11  | 11  | 14  | 9   | 1  | 0  | 0  | .283  | 5  | 2  | 0     | 1   |
| 29 Jonathan Bautista | 7.88  | 0-0  | 5   | 1  | 0  | 0/0 | 0  | 8.0   | 10  | 7   | 7   | 7   | 5   | 3  | 0  | 1  | .313  | 2  | 1  | 1     | 1   |
| 55 Logan Evans       | 10.45 | 1-4  | 5   | 5  | 0  | 0/0 | 0  | 20.2  | 38  | 31  | 24  | 7   | 16  | 10 | 0  | 6  | .384  | 1  | 2  | 1     | 1   |
| 38 C.J. McKennitt    | 11.88 | 0-0  | 8   | 0  | 0  | 0/0 | 0  | 8.1   | 8   | 11  | 11  | 9   | 10  | 2  | 0  | 2  | .250  | 2  | 2  | 1     | 0   |
| -----                |       |      |     |    |    |     |    |       |     |     |     |     |     |    |    |    |       |    |    |       |     |
| 43 Ryan Miller       | 19.29 | 0-1  | 4   | 0  | 0  | 0/0 | 0  | 4.2   | 7   | 10  | 10  | 6   | 3   | 2  | 0  | 2  | .350  | 0  | 1  | 0     | 1   |
| 31 Kyle Demi         | 19.29 | 0-0  | 3   | 0  | 0  | 0/0 | 0  | 2.1   | 6   | 5   | 5   | 0   | 3   | 2  | 0  | 1  | .462  | 1  | 2  | 0     | 0   |
| 27 Hayden Summers    | 33.75 | 0-0  | 2   | 1  | 0  | 0/0 | 0  | 1.1   | 5   | 5   | 5   | 0   | 2   | 0  | 0  | 1  | .556  | 0  | 0  | 0     | 0   |
| 34 Will Droll        | 36.00 | 0-0  | 2   | 0  | 0  | 0/0 | 0  | 1.0   | 4   | 5   | 4   | 5   | 2   | 1  | 0  | 0  | .500  | 0  | 1  | 0     | 0   |
| Totals               | 6.57  | 12-9 | 21  | 21 | 2  | 2/1 | 4  | 189.0 | 224 | 158 | 138 | 80  | 188 | 44 | 3  | 34 | .288  | 25 | 19 | 3     | 7   |
| Opponents            | 6.66  | 9-12 | 21  | 21 | 0  | 1/1 | 2  | 178.1 | 203 | 154 | 132 | 144 | 186 | 44 | 4  | 32 | .284  | 28 | 33 | 0     | 9   |

PB - Team (1), Levins 1, Opp (3). Pickoffs - Team (1), Evans 1. SBA/ATT - Levins (16-17), Dragani (5-5), Stuart (2-3), Corcoran (3-3), Long (3-3), Gilbertson (2-2), Konuszewski (1-1), Lester (1-1), McKennitt (1-1), Devereux (1-1), Summers (1-1), Bautista (1-1), Evans (1-1).

# 2022 Pitt Baseball Overall Statistics for Pitt (as of May 15, 2022) (Away games Sorted by Batting avg)

Record: 10-11 Home: 0-0 Away: 10-11 ACC: 5-10

| Player                 | avg  | gp-gs | ab  | r   | h   | 2b | 3b | hr | rbi | tb  | slg%  | bb | hp | so  | gdp | ob%  | sf | sh | sb-att | po  | a   | e  | fld%  |
|------------------------|------|-------|-----|-----|-----|----|----|----|-----|-----|-------|----|----|-----|-----|------|----|----|--------|-----|-----|----|-------|
| 21 Kyle Hess           | .355 | 11-9  | 31  | 8   | 11  | 1  | 0  | 3  | 7   | 21  | .677  | 5  | 3  | 5   | 0   | .487 | 0  | 0  | 3-3    | 10  | 0   | 1  | .909  |
| 1 Tommy Tavaréz        | .333 | 11-9  | 36  | 11  | 12  | 2  | 0  | 3  | 7   | 23  | .639  | 6  | 1  | 13  | 0   | .442 | 0  | 0  | 1-1    | 11  | 21  | 2  | .941  |
| 14 Tatem Levins        | .302 | 21-21 | 86  | 14  | 26  | 2  | 3  | 6  | 17  | 52  | .605  | 5  | 2  | 17  | 1   | .351 | 1  | 0  | 0-1    | 135 | 17  | 2  | .987  |
| 23 Ron Washington, Jr. | .288 | 18-18 | 66  | 14  | 19  | 3  | 0  | 6  | 14  | 40  | .606  | 11 | 0  | 28  | 1   | .390 | 0  | 0  | 3-4    | 23  | 1   | 2  | .923  |
| 11 Brock Franks        | .286 | 16-16 | 56  | 11  | 16  | 2  | 1  | 5  | 10  | 35  | .625  | 3  | 2  | 16  | 1   | .344 | 0  | 1  | 0-0    | 19  | 48  | 7  | .905  |
| 39 CJ Funk             | .269 | 17-16 | 52  | 14  | 14  | 3  | 2  | 2  | 11  | 27  | .519  | 12 | 2  | 17  | 2   | .424 | 0  | 0  | 1-3    | 26  | 1   | 2  | .931  |
| 3 Sky Duff             | .261 | 18-18 | 69  | 13  | 18  | 5  | 0  | 2  | 8   | 29  | .420  | 13 | 2  | 19  | 3   | .393 | 0  | 0  | 1-1    | 11  | 22  | 2  | .943  |
| 2 Jeffrey Wehler       | .256 | 20-20 | 82  | 13  | 21  | 4  | 2  | 0  | 13  | 29  | .354  | 10 | 2  | 18  | 2   | .351 | 0  | 0  | 5-6    | 29  | 46  | 1  | .987  |
| 33 Jack Anderson       | .246 | 19-14 | 57  | 5   | 14  | 2  | 1  | 1  | 7   | 21  | .368  | 4  | 0  | 21  | 2   | .286 | 2  | 0  | 0-0    | 2   | 0   | 0  | 1.000 |
| 15 Bryce Hulett        | .219 | 21-21 | 73  | 9   | 16  | 3  | 0  | 3  | 9   | 28  | .384  | 13 | 2  | 17  | 1   | .352 | 0  | 1  | 0-0    | 173 | 7   | 1  | .994  |
| 5 Jordan Anderson      | .167 | 19-17 | 54  | 5   | 9   | 1  | 0  | 0  | 7   | 10  | .185  | 4  | 0  | 8   | 2   | .217 | 2  | 1  | 0-1    | 33  | 1   | 1  | .971  |
| -----                  |      |       |     |     |     |    |    |    |     |     |       |    |    |     |     |      |    |    |        |     |     |    |       |
| 20 Cameron Barto       | .750 | 5-0   | 4   | 1   | 3   | 2  | 0  | 0  | 2   | 5   | 1.250 | 0  | 0  | 0   | 0   | .750 | 0  | 0  | 0-0    | 3   | 3   | 0  | 1.000 |
| 6 Dom Popa             | .350 | 14-4  | 20  | 6   | 7   | 2  | 0  | 0  | 4   | 9   | .450  | 3  | 1  | 9   | 0   | .458 | 0  | 0  | 0-0    | 10  | 0   | 0  | 1.000 |
| 17 Josh Overbeek       | .235 | 9-3   | 17  | 4   | 4   | 0  | 0  | 0  | 1   | 4   | .235  | 4  | 0  | 5   | 1   | .381 | 0  | 0  | 0-1    | 9   | 1   | 0  | 1.000 |
| 19 Luke Lambert        | .167 | 10-0  | 12  | 0   | 2   | 0  | 0  | 0  | 0   | 2   | .167  | 0  | 0  | 5   | 0   | .167 | 0  | 0  | 0-0    | 7   | 0   | 0  | 1.000 |
| 18 Johnny Long         | .125 | 4-2   | 8   | 3   | 1   | 1  | 0  | 0  | 3   | 2   | .250  | 1  | 1  | 4   | 0   | .300 | 0  | 0  | 0-0    | 23  | 0   | 0  | 1.000 |
| 13 Nick Giamarusti     | .000 | 7-1   | 5   | 0   | 0   | 0  | 0  | 0  | 0   | 0   | .000  | 0  | 1  | 2   | 0   | .167 | 0  | 0  | 1-1    | 2   | 0   | 0  | 1.000 |
| Totals                 | .265 | 21    | 728 | 131 | 193 | 33 | 9  | 31 | 120 | 337 | .463  | 94 | 19 | 204 | 16  | .362 | 5  | 3  | 15-22  | 533 | 190 | 23 | .969  |
| Opponents              | .284 | 21    | 712 | 139 | 202 | 49 | 4  | 26 | 127 | 337 | .473  | 83 | 15 | 169 | 11  | .367 | 8  | 4  | 16-20  | 564 | 191 | 23 | .970  |

LOB - Team (157), Opp (151). DPs turned - Team (15), Opp (20). CI - Team (1), Levins 1, Opp (3). IBB - Team (0), Opp (5).  
Picked off - Funk 1, Anderson Jor 1, Duff 1.

## (Away games Sorted by Earned run avg)

| Player               | era   | w-l   | app | gs | cg | sho | sv | ip    | h   | r   | er  | bb | so  | 2b | 3b | hr | b/avg | wp | hp | bk | sfa | sha |
|----------------------|-------|-------|-----|----|----|-----|----|-------|-----|-----|-----|----|-----|----|----|----|-------|----|----|----|-----|-----|
| 32 Billy Corcoran    | 3.98  | 2-2   | 5   | 5  | 0  | 0/0 | 0  | 31.2  | 33  | 19  | 14  | 5  | 24  | 9  | 0  | 5  | .268  | 0  | 3  | 0  | 1   | 2   |
| 45 Matt Gilbertson   | 4.41  | 2-2   | 5   | 5  | 0  | 0/0 | 0  | 32.2  | 38  | 18  | 16  | 3  | 23  | 5  | 1  | 4  | .292  | 2  | 1  | 1  | 2   | 0   |
| 8 Brady Devereux     | 4.91  | 1-0   | 9   | 0  | 0  | 0/0 | 0  | 14.2  | 11  | 9   | 8   | 4  | 9   | 1  | 0  | 1  | .208  | 2  | 1  | 0  | 1   | 0   |
| 26 Baron Stuart      | 5.19  | 1-2   | 9   | 0  | 0  | 0/0 | 3  | 17.1  | 16  | 10  | 10  | 7  | 26  | 4  | 0  | 2  | .242  | 1  | 1  | 0  | 1   | 0   |
| 24 Ben Dragani       | 5.68  | 2-0   | 5   | 1  | 0  | 0/0 | 0  | 6.1   | 5   | 4   | 4   | 10 | 9   | 2  | 0  | 0  | .227  | 2  | 1  | 0  | 0   | 1   |
| 55 Logan Evans       | 6.23  | 2-3   | 6   | 6  | 1  | 1/0 | 0  | 30.1  | 34  | 22  | 21  | 7  | 24  | 10 | 1  | 5  | .274  | 6  | 3  | 0  | 1   | 0   |
| 38 C.J. McKennitt    | 6.75  | 0-0   | 7   | 0  | 0  | 0/0 | 0  | 6.2   | 10  | 6   | 5   | 6  | 8   | 2  | 0  | 0  | .323  | 0  | 0  | 0  | 0   | 0   |
| 36 Dylan Lester      | 8.10  | 0-0   | 10  | 0  | 0  | 0/0 | 0  | 13.1  | 18  | 12  | 12  | 8  | 15  | 6  | 0  | 5  | .321  | 2  | 0  | 0  | 0   | 0   |
| 29 Jonathan Bautista | 12.79 | 0-1   | 6   | 2  | 0  | 0/0 | 0  | 6.1   | 12  | 11  | 9   | 11 | 7   | 5  | 0  | 0  | .414  | 4  | 0  | 0  | 1   | 1   |
| 46 Quin Konuszewski  | 18.90 | 0-0   | 10  | 0  | 0  | 0/0 | 0  | 6.2   | 10  | 14  | 14  | 10 | 12  | 1  | 1  | 1  | .345  | 0  | 1  | 0  | 0   | 0   |
| -----                |       |       |     |    |    |     |    |       |     |     |     |    |     |    |    |    |       |    |    |    |     |     |
| 43 Ryan Miller       | 3.86  | 0-0   | 2   | 0  | 0  | 0/0 | 0  | 2.1   | 1   | 1   | 1   | 2  | 3   | 0  | 1  | 0  | .143  | 0  | 0  | 0  | 1   | 0   |
| 31 Kyle Demi         | 5.40  | 0-0   | 2   | 0  | 0  | 0/0 | 0  | 1.2   | 3   | 1   | 1   | 2  | 2   | 0  | 0  | 0  | .429  | 1  | 0  | 0  | 0   | 0   |
| 27 Hayden Summers    | 12.27 | 0-1   | 2   | 0  | 0  | 0/0 | 0  | 3.2   | 8   | 5   | 5   | 0  | 4   | 3  | 0  | 2  | .400  | 1  | 1  | 0  | 0   | 0   |
| 30 Tyler Kennedy     | 15.75 | 0-0   | 4   | 2  | 0  | 0/0 | 0  | 4.0   | 3   | 7   | 7   | 8  | 3   | 1  | 0  | 1  | .200  | 4  | 3  | 0  | 0   | 0   |
| Totals               | 6.43  | 10-11 | 21  | 21 | 1  | 1/0 | 3  | 177.2 | 202 | 139 | 127 | 83 | 169 | 49 | 4  | 26 | .284  | 25 | 15 | 1  | 8   | 4   |
| Opponents            | 5.22  | 11-10 | 21  | 21 | 0  | 0/0 | 3  | 188.0 | 193 | 131 | 109 | 94 | 204 | 33 | 9  | 31 | .265  | 12 | 19 | 0  | 5   | 3   |

PB - Team (4), Levins 4, Opp (4). Pickoffs - Team (0), Opp (3). SBA/ATT - Levins (15-19), Dragani (4-4), Lester (3-3), Devereux (3-3), Corcoran (1-2), Evans (1-2), Stuart (0-1), Summers (1-1), Gilbertson (0-1), Bautista (1-1), Long (1-1), Kennedy (1-1), Konuszewski (1-1).



# 2022 Pitt Baseball Overall Statistics for Pitt (as of May 18, 2022) (Neutral site games Sorted by Batting avg)

Record: 5-6 Home: 0-0 Away: 0-0 Neutral: 5-6 ACC: 0-0

| Player                 | avg  | gp-gs | ab  | r  | h   | 2b | 3b | hr | rbi | tb  | slg%  | bb | hp | so | gdp | ob%  | sf | sh | sb-att | po  | a   | e  | fld%  |
|------------------------|------|-------|-----|----|-----|----|----|----|-----|-----|-------|----|----|----|-----|------|----|----|--------|-----|-----|----|-------|
| 3 Sky Duff             | .375 | 10-10 | 32  | 9  | 12  | 1  | 0  | 0  | 5   | 13  | .406  | 12 | 1  | 6  | 1   | .543 | 1  | 0  | 0-2    | 3   | 12  | 2  | .882  |
| 15 Bryce Hulett        | .324 | 11-11 | 37  | 3  | 12  | 2  | 0  | 0  | 5   | 14  | .378  | 8  | 1  | 7  | 3   | .438 | 2  | 0  | 0-0    | 99  | 5   | 2  | .981  |
| 14 Tatem Levins        | .317 | 11-11 | 41  | 8  | 13  | 2  | 0  | 4  | 15  | 27  | .659  | 7  | 1  | 5  | 1   | .429 | 0  | 0  | 0-0    | 70  | 8   | 0  | 1.000 |
| 2 Jeffrey Wehler       | .270 | 9-9   | 37  | 8  | 10  | 5  | 0  | 1  | 8   | 18  | .486  | 2  | 1  | 7  | 1   | .325 | 0  | 2  | 1-1    | 9   | 35  | 1  | .978  |
| 21 Kyle Hess           | .265 | 9-9   | 34  | 5  | 9   | 3  | 0  | 2  | 8   | 18  | .529  | 3  | 1  | 8  | 1   | .342 | 0  | 0  | 0-0    | 18  | 0   | 1  | .947  |
| 23 Ron Washington, Jr. | .250 | 7-6   | 20  | 2  | 5   | 0  | 0  | 1  | 5   | 8   | .400  | 2  | 3  | 6  | 0   | .385 | 1  | 0  | 1-1    | 3   | 0   | 0  | 1.000 |
| 5 Jordan Anderson      | .231 | 9-8   | 26  | 6  | 6   | 1  | 0  | 0  | 1   | 7   | .269  | 4  | 1  | 5  | 1   | .355 | 0  | 2  | 1-1    | 21  | 1   | 0  | 1.000 |
| 33 Jack Anderson       | .208 | 9-7   | 24  | 6  | 5   | 1  | 0  | 1  | 3   | 9   | .375  | 9  | 1  | 8  | 0   | .429 | 1  | 0  | 0-0    | 0   | 0   | 0  | .000  |
| 11 Brock Franks        | .179 | 10-10 | 28  | 5  | 5   | 2  | 0  | 1  | 3   | 10  | .357  | 3  | 1  | 5  | 1   | .281 | 0  | 3  | 0-0    | 14  | 28  | 3  | .933  |
| 39 CJ Funk             | .160 | 8-8   | 25  | 4  | 4   | 0  | 0  | 0  | 1   | 4   | .160  | 6  | 3  | 13 | 0   | .382 | 0  | 0  | 0-0    | 16  | 0   | 0  | 1.000 |
| 1 Tommy Tavaréz        | .091 | 6-3   | 11  | 2  | 1   | 0  | 0  | 0  | 1   | 1   | .091  | 4  | 0  | 7  | 0   | .333 | 0  | 0  | 0-0    | 3   | 7   | 1  | .909  |
| -----                  |      |       |     |    |     |    |    |    |     |     |       |    |    |    |     |      |    |    |        |     |     |    |       |
| 19 Luke Lambert        | .750 | 5-0   | 4   | 0  | 3   | 1  | 0  | 0  | 1   | 4   | 1.000 | 1  | 0  | 1  | 0   | .800 | 0  | 0  | 0-0    | 0   | 0   | 0  | .000  |
| 17 Josh Overbeek       | .200 | 3-1   | 5   | 1  | 1   | 0  | 0  | 0  | 0   | 1   | .200  | 2  | 0  | 1  | 0   | .429 | 0  | 0  | 0-1    | 2   | 0   | 0  | 1.000 |
| 6 Dom Popa             | .167 | 4-2   | 6   | 0  | 1   | 0  | 1  | 0  | 1   | 3   | .500  | 2  | 1  | 2  | 0   | .444 | 0  | 0  | 1-1    | 5   | 0   | 0  | 1.000 |
| 13 Nick Giamarusti     | .000 | 5-1   | 6   | 1  | 0   | 0  | 0  | 0  | 0   | 0   | .000  | 0  | 0  | 4  | 0   | .000 | 0  | 0  | 0-1    | 3   | 0   | 0  | 1.000 |
| 18 Johnny Long         | .000 | 4-2   | 6   | 0  | 0   | 0  | 0  | 0  | 0   | 0   | .000  | 2  | 0  | 1  | 1   | .250 | 0  | 0  | 0-0    | 20  | 1   | 1  | .955  |
| 20 Cameron Barto       | .000 | 2-1   | 5   | 0  | 0   | 0  | 0  | 0  | 0   | 0   | .000  | 1  | 0  | 3  | 0   | .167 | 0  | 0  | 0-0    | 0   | 2   | 0  | 1.000 |
| Totals                 | .251 | 11    | 347 | 60 | 87  | 18 | 1  | 10 | 57  | 137 | .395  | 68 | 15 | 89 | 10  | .391 | 5  | 7  | 4-8    | 291 | 114 | 14 | .967  |
| Opponents              | .276 | 11    | 381 | 71 | 105 | 15 | 2  | 11 | 61  | 157 | .412  | 42 | 11 | 92 | 7   | .357 | 9  | 5  | 16-18  | 286 | 105 | 8  | .980  |

LOB - Team (96), Opp (86). DPs turned - Team (9), Opp (12). IBB - Team (3), Hulett 1, Levins 1, Popa 1, Opp (1). Picked off - Duff 1, Hess 1.

## (Neutral site games Sorted by Earned run avg)

| Player               | era   | w-l | app | gs | cg | sho | sv | ip   | h   | r  | er | bb | so | 2b | 3b | hr | b/avg | wp | hp | bk | sfa | sha |
|----------------------|-------|-----|-----|----|----|-----|----|------|-----|----|----|----|----|----|----|----|-------|----|----|----|-----|-----|
| 27 Hayden Summers    | 0.00  | 1-0 | 3   | 0  | 0  | 0/1 | 2  | 7.1  | 4   | 1  | 0  | 2  | 8  | 1  | 0  | 0  | .154  | 0  | 0  | 0  | 1   | 0   |
| 8 Brady Devereux     | 1.00  | 0-1 | 5   | 0  | 0  | 0/0 | 0  | 9.0  | 7   | 3  | 1  | 3  | 9  | 0  | 1  | 2  | .212  | 0  | 0  | 0  | 0   | 1   |
| 29 Jonathan Bautista | 1.12  | 0-0 | 3   | 2  | 0  | 0/0 | 0  | 8.0  | 6   | 2  | 1  | 2  | 9  | 1  | 0  | 0  | .200  | 1  | 0  | 1  | 0   | 0   |
| 55 Logan Evans       | 2.84  | 1-0 | 2   | 2  | 0  | 0/1 | 0  | 12.2 | 11  | 5  | 4  | 1  | 9  | 1  | 0  | 1  | .239  | 1  | 1  | 0  | 2   | 1   |
| 45 Matt Gilbertson   | 2.87  | 1-1 | 3   | 3  | 0  | 0/0 | 0  | 15.2 | 18  | 7  | 5  | 6  | 19 | 3  | 0  | 0  | .295  | 2  | 1  | 0  | 0   | 1   |
| 38 C.J. McKennitt    | 4.26  | 0-0 | 6   | 0  | 0  | 0/0 | 0  | 6.1  | 6   | 3  | 3  | 2  | 6  | 0  | 0  | 1  | .273  | 1  | 2  | 0  | 1   | 0   |
| 32 Billy Corcoran    | 5.00  | 2-1 | 3   | 3  | 0  | 0/0 | 0  | 18.0 | 18  | 10 | 10 | 2  | 11 | 3  | 0  | 2  | .250  | 0  | 1  | 0  | 2   | 1   |
| -----                |       |     |     |    |    |     |    |      |     |    |    |    |    |    |    |    |       |    |    |    |     |     |
| 34 Will Droll        | 0.00  | 0-0 | 1   | 0  | 0  | 0/0 | 0  | 0.1  | 0   | 0  | 0  | 0  | 0  | 0  | 0  | 0  | .000  | 1  | 1  | 0  | 0   | 0   |
| 46 Quin Konuszewski  | 6.00  | 0-0 | 4   | 0  | 0  | 0/0 | 0  | 3.0  | 3   | 2  | 2  | 2  | 1  | 1  | 0  | 0  | .273  | 1  | 0  | 0  | 0   | 1   |
| 36 Dylan Lester      | 9.64  | 0-0 | 4   | 0  | 0  | 0/0 | 0  | 4.2  | 6   | 5  | 5  | 2  | 6  | 0  | 0  | 1  | .300  | 1  | 0  | 0  | 0   | 0   |
| 26 Baron Stuart      | 11.57 | 0-1 | 4   | 0  | 0  | 0/0 | 0  | 4.2  | 13  | 11 | 6  | 4  | 7  | 3  | 0  | 1  | .481  | 1  | 2  | 1  | 1   | 0   |
| 24 Ben Dragani       | 16.62 | 0-1 | 3   | 1  | 0  | 0/0 | 0  | 4.1  | 9   | 9  | 8  | 6  | 3  | 2  | 0  | 2  | .450  | 0  | 1  | 0  | 1   | 0   |
| 30 Tyler Kennedy     | 27.00 | 0-0 | 3   | 0  | 0  | 0/0 | 0  | 2.1  | 3   | 8  | 7  | 6  | 3  | 0  | 1  | 1  | .333  | 1  | 2  | 0  | 1   | 0   |
| 31 Kyle Demi         | 54.00 | 0-1 | 1   | 0  | 0  | 0/0 | 0  | 0.1  | 0   | 2  | 2  | 2  | 1  | 0  | 0  | 0  | .000  | 0  | 0  | 0  | 0   | 0   |
| 43 Ryan Miller       | 81.00 | 0-0 | 1   | 0  | 0  | 0/0 | 0  | 0.1  | 1   | 3  | 3  | 2  | 0  | 0  | 0  | 0  | .500  | 2  | 0  | 0  | 0   | 0   |
| Totals               | 5.29  | 5-6 | 11  | 11 | 0  | 1/1 | 2  | 97.0 | 105 | 71 | 57 | 42 | 92 | 15 | 2  | 11 | .276  | 12 | 11 | 2  | 9   | 5   |
| Opponents            | 5.29  | 6-5 | 11  | 11 | 0  | 0/0 | 2  | 95.1 | 87  | 60 | 56 | 68 | 89 | 18 | 1  | 10 | .251  | 15 | 15 | 1  | 5   | 7   |

PB - Team (6), Levins 6, Opp (1). Pickoffs - Team (0), Opp (2). SBA/ATT - Levins (15-16), McKennitt (3-4), Kennedy (3-3), Devereux (3-3), Lester (3-3), Long (1-1), Bautista (1-1), Evans (1-1), Konuszewski (1-1), Gilbertson (0-1), Stuart (1-1).

# 2022 Pitt Baseball Game Results for Pitt (as of May 21, 2022) (All games)

| Date           | Opponent              | Score  | Inns | Overall | ACC     | Pitcher of record  | Attend | Time |
|----------------|-----------------------|--------|------|---------|---------|--------------------|--------|------|
| Feb 18, 2022   | vs Canisius           | L 3-11 | 9    | 0-1-0   | 0-0-0   | Gilbertson (L 0-1) | 333    | 3:15 |
| Feb 19, 2022   | vs Canisius-1         | w 12-2 | 7    | 1-1-0   | 0-0-0   | Corcoran (W 1-0)   | 222    | 2:16 |
| Feb 19, 2022   | vs Canisius-2         | w 4-0  | 9    | 2-1-0   | 0-0-0   | Evans (W 1-0)      | 227    | 2:30 |
| Feb 20, 2022   | vs Canisius           | L 7-15 | 9    | 2-2-0   | 0-0-0   | Dragani (L 0-1)    | 249    | 4:09 |
| Feb 25, 2022   | vs Bradley            | w 4-3  | 9    | 3-2-0   | 0-0-0   | Gilbertson (W 1-1) | 197    | 2:58 |
| Feb 26, 2022   | vs Bradley            | L 2-3  | 9    | 3-3-0   | 0-0-0   | Corcoran (L 1-1)   | 107    | 2:41 |
| Feb 26, 2022   | at Lipscomb           | w 16-0 | 7    | 4-3-0   | 0-0-0   | Evans (W 2-0)      | 127    | 2:15 |
| Feb 27, 2022   | at Lipscomb           | w 6-5  | 9    | 5-3-0   | 0-0-0   | Stuart (W 1-0)     | 257    | 3:15 |
| Mar 04, 2022   | vs Army               | L 3-5  | 9    | 5-4-0   | 0-0-0   | Stuart (L 1-1)     | 459    | 3:12 |
| Mar 05, 2022   | vs Ohio State         | w 6-5  | 9    | 6-4-0   | 0-0-0   | Summers (W 1-0)    | 689    | 2:50 |
| Mar 06, 2022   | vs Campbell           | w 11-5 | 9    | 7-4-0   | 0-0-0   | Corcoran (W 2-1)   | 0      | 3:00 |
| Mar 09, 2022   | at High Point         | w 15-5 | 9    | 8-4-0   | 0-0-0   | Dragani (W 1-1)    | 404    | 3:43 |
| * Mar 11, 2022 | at #14 North Carolina | L 4-7  | 9    | 8-5-0   | 0-1-0   | Gilbertson (L 1-2) | 0      | 2:47 |
| * Mar 12, 2022 | at #14 North Carolina | L 3-4  | 9    | 8-6-0   | 0-2-0   | Summers (L 1-1)    | 1645   | 3:21 |
| * Mar 13, 2022 | at #14 North Carolina | L 2-9  | 9    | 8-7-0   | 0-3-0   | Stuart (L 1-2)     | 1637   | 2:57 |
| Mar 15, 2022   | BUCKNELL              | w 21-6 | 9    | 9-7-0   | 0-3-0   | Devereux (W 1-0)   | 411    | 3:24 |
| Mar 16, 2022   | YOUNGSTOWN STATE      | L 2-5  | 9    | 9-8-0   | 0-3-0   | Miller (L 0-1)     | 240    | 3:08 |
| * Mar 18, 2022 | at Virginia Tech      | w 4-3  | 9    | 10-8-0  | 1-3-0   | Gilbertson (W 2-2) | 461    | 2:59 |
| * Mar 19, 2022 | at Virginia Tech      | L 6-22 | 9    | 10-9-0  | 1-4-0   | Evans (L 2-1)      | 1391   | 3:18 |
| * Mar 20, 2022 | at Virginia Tech      | L 1-7  | 9    | 10-10-0 | 1-5-0   | Corcoran (L 2-2)   | 574    | 2:46 |
| * Mar 25, 2022 | #20 CLEMSON-1         | w 8-0  | 9    | 11-10-0 | 2-5-0   | Gilbertson (W 3-2) | -      | 2:41 |
| * Mar 25, 2022 | #20 CLEMSON-2         | w 10-7 | 9    | 12-10-0 | 3-5-0   | Evans (W 3-1)      | 776    | 3:03 |
| Mar 30, 2022   | WEST VIRGINIA         | w 9-6  | 9    | 13-10-0 | 3-5-0   | Devereux (W 2-0)   | 340    | 3:28 |
| * Apr 02, 2022 | #5 LOUISVILLE-1       | w 8-7  | 9    | 14-10-0 | 4-5-0   | Gilbertson (W 4-2) | 467    | 3:01 |
| * Apr 02, 2022 | #5 LOUISVILLE-2       | L 6-14 | 9    | 14-11-0 | 4-6-0   | Evans (L 3-2)      | 489    | 3:16 |
| * Apr 03, 2022 | #5 LOUISVILLE         | w 6-3  | 9    | 15-11-0 | 5-6-0   | Corcoran (W 3-2)   | 360    | 2:41 |
| Apr 06, 2022   | at Youngstown State   | w 9-1  | 9    | 16-11-0 | 5-6-0   | Devereux (W 3-0)   | 165    | 2:48 |
| * Apr 08, 2022 | at Boston College     | w 13-3 | 9    | 17-11-0 | 6-6-0   | Gilbertson (W 5-2) | 313    | 2:58 |
| * Apr 09, 2022 | at Boston College     | L 8-9  | 9    | 17-12-0 | 6-7-0   | Evans (L 3-3)      | 289    | 3:10 |
| * Apr 10, 2022 | at Boston College     | w 10-9 | 9    | 18-12-0 | 7-7-0   | Corcoran (W 4-2)   | 408    | 3:18 |
| Apr 12, 2022   | at Kent State         | w 12-5 | 9    | 19-12-0 | 7-7-0   | Dragani (W 2-1)    | 663    | 3:45 |
| * Apr 15, 2022 | #5 VIRGINIA           | w 9-4  | 9    | 20-12-0 | 8-7-0   | Gilbertson (W 6-2) | 632    | 2:52 |
| * Apr 15, 2022 | #5 VIRGINIA           | L 0-18 | 9    | 20-13-0 | 8-8-0   | Evans (L 3-4)      | 608    | 3:22 |
| * Apr 17, 2022 | #5 VIRGINIA           | w 4-1  | 9    | 21-13-0 | 9-8-0   | Corcoran (W 5-2)   | 398    | 2:51 |
| Apr 20, 2022   | vs West Virginia      | L 2-3  | (11) | 21-14-0 | 9-8-0   | Devereux (L 3-1)   | 861    | 3:47 |
| * Apr 22, 2022 | at #5 Miami           | L 1-2  | (10) | 21-15-0 | 9-9-0   | Stuart (L 1-3)     | 3409   | 3:28 |
| * Apr 23, 2022 | at #5 Miami           | L 2-17 | 9    | 21-16-0 | 9-10-0  | Evans (L 3-5)      | 3288   | 2:50 |
| * Apr 24, 2022 | at #5 Miami           | w 9-4  | 9    | 22-16-0 | 10-10-0 | Corcoran (W 6-2)   | 3299   | 3:24 |
| Apr 29, 2022   | NORTH CAROLINA A&T    | w 10-0 | 8    | 23-16-0 | 10-10-0 | Gilbertson (W 7-2) | 277    | 2:21 |
| Apr 30, 2022   | NORTH CAROLINA A&T-1  | L 5-9  | 9    | 23-17-0 | 10-10-0 | Corcoran (L 6-3)   | 316    | 3:15 |
| Apr 30, 2022   | NORTH CAROLINA A&T-2  | w 13-9 | (10) | 24-17-0 | 10-10-0 | Devereux (W 4-1)   | 317    | 3:18 |
| May 04, 2022   | OAKLAND               | L 4-8  | 9    | 24-18-0 | 10-10-0 | Devereux (L 4-2)   | 263    | 3:22 |
| * May 07, 2022 | DUKE                  | w 14-4 | 9    | 25-18-0 | 11-10-0 | Gilbertson (W 8-2) | 467    | 3:25 |
| * May 08, 2022 | DUKE-1                | w 3-2  | 9    | 26-18-0 | 12-10-0 | Corcoran (W 7-3)   | 336    | 3:05 |
| * May 08, 2022 | DUKE-2                | L 5-15 | 9    | 26-19-0 | 12-11-0 | Evans (L 3-6)      | 559    | 3:48 |
| May 10, 2022   | at West Virginia      | L 1-9  | 9    | 26-20-0 | 12-11-0 | Bautista (L 0-1)   | 3169   | 2:56 |
| * May 13, 2022 | at #8 Notre Dame      | L 3-8  | 9    | 26-21-0 | 12-12-0 | Gilbertson (L 8-3) | 896    | 2:45 |
| * May 14, 2022 | at #8 Notre Dame      | L 1-8  | 9    | 26-22-0 | 12-13-0 | Corcoran (L 7-4)   | 647    | 2:34 |
| * May 15, 2022 | at #8 Notre Dame      | w 5-2  | 9    | 27-22-0 | 13-13-0 | Evans (W 4-6)      | 649    | 2:51 |
| May 17, 2022   | vs Penn State         | L 6-19 | 9    | 27-23-0 | 13-13-0 | Demi (L 0-1)       | 2582   | 4:07 |
| * May 19, 2022 | GEORGIA TECH          | L 7-8  | 9    | 27-24-0 | 13-14-0 | Stuart (L 1-4)     | 368    | 3:03 |
| * May 20, 2022 | GEORGIA TECH          | L 3-19 | 9    | 27-25-0 | 13-15-0 | Corcoran (L 7-5)   | 391    | 3:22 |
| * May 21, 2022 | GEORGIA TECH          | L 7-13 | 9    | 27-26-0 | 13-16-0 | Evans (L 4-7)      | 434    | 3:38 |

( ) extra inning game

**2022 Pitt Baseball**  
**Team Game-by-Game for Pitt (as of May 21, 2022)**  
**Batting (All games)**

| Date    | Opponent            | ab   | r   | h   | rbi | 2b | 3b | hr | tb  | bb  | ibb | sb | cs | hbp | sac | sf | qdp | k   | po   | a   | e  | lob | avg  |
|---------|---------------------|------|-----|-----|-----|----|----|----|-----|-----|-----|----|----|-----|-----|----|-----|-----|------|-----|----|-----|------|
| Feb 18  | vs Canisius         | 32   | 3   | 7   | 3   | 0  | 0  | 1  | 10  | 7   | 0   | 0  | 1  | 2   | 0   | 0  | 1   | 12  | 27   | 6   | 0  | 11  | .219 |
| Feb 19  | vs Canisius         | 27   | 12  | 10  | 12  | 3  | 0  | 2  | 19  | 9   | 0   | 0  | 0  | 1   | 1   | 0  | 1   | 4   | 21   | 11  | 0  | 8   | .288 |
| Feb 19  | vs Canisius         | 27   | 4   | 4   | 3   | 0  | 0  | 1  | 7   | 5   | 0   | 1  | 0  | 1   | 1   | 0  | 1   | 6   | 27   | 13  | 1  | 6   | .244 |
| Feb 20  | vs Canisius         | 33   | 7   | 9   | 7   | 2  | 0  | 0  | 11  | 12  | 0   | 2  | 0  | 1   | 0   | 1  | 0   | 10  | 27   | 11  | 3  | 13  | .252 |
| Feb 25  | vs Bradley          | 29   | 4   | 8   | 4   | 0  | 0  | 1  | 11  | 2   | 0   | 0  | 1  | 1   | 2   | 0  | 0   | 5   | 27   | 11  | 1  | 6   | .257 |
| Feb 26  | vs Bradley          | 30   | 2   | 8   | 2   | 2  | 0  | 1  | 13  | 3   | 0   | 0  | 1  | 1   | 1   | 0  | 3   | 4   | 24   | 9   | 1  | 6   | .258 |
| Feb 26  | at Lipscomb         | 34   | 16  | 14  | 16  | 2  | 1  | 2  | 24  | 8   | 0   | 1  | 0  | 2   | 0   | 0  | 1   | 7   | 21   | 6   | 0  | 7   | .283 |
| Feb 27  | at Lipscomb         | 29   | 6   | 6   | 4   | 0  | 0  | 3  | 15  | 5   | 0   | 1  | 1  | 2   | 2   | 0  | 0   | 8   | 27   | 12  | 0  | 5   | .274 |
| Mar 04  | vs Army             | 28   | 3   | 6   | 3   | 1  | 0  | 1  | 10  | 5   | 0   | 0  | 0  | 1   | 0   | 1  | 3   | 7   | 24   | 13  | 0  | 5   | .268 |
| Mar 05  | vs Ohio State       | 30   | 6   | 6   | 5   | 3  | 0  | 2  | 15  | 3   | 0   | 0  | 0  | 1   | 0   | 1  | 0   | 9   | 27   | 9   | 3  | 4   | .261 |
| Mar 06  | vs Campbell         | 40   | 11  | 16  | 10  | 3  | 0  | 1  | 22  | 4   | 0   | 0  | 0  | 2   | 0   | 1  | 1   | 6   | 27   | 11  | 1  | 9   | .277 |
| Mar 09  | at High Point       | 46   | 15  | 19  | 15  | 4  | 0  | 5  | 38  | 7   | 0   | 2  | 0  | 2   | 0   | 0  | 0   | 9   | 27   | 6   | 0  | 13  | .294 |
| *Mar 11 | at North Carolina   | 37   | 4   | 12  | 4   | 2  | 0  | 1  | 17  | 2   | 0   | 1  | 2  | 0   | 0   | 0  | 0   | 6   | 24   | 12  | 2  | 8   | .296 |
| *Mar 12 | at North Carolina   | 34   | 3   | 7   | 1   | 2  | 0  | 0  | 9   | 2   | 0   | 2  | 0  | 2   | 0   | 1  | 0   | 10  | 25   | 5   | 3  | 10  | .289 |
| *Mar 13 | at North Carolina   | 33   | 2   | 6   | 2   | 0  | 0  | 1  | 9   | 4   | 0   | 0  | 0  | 0   | 0   | 0  | 0   | 12  | 24   | 7   | 0  | 8   | .282 |
| Mar 15  | BUCKNELL            | 44   | 21  | 18  | 18  | 2  | 1  | 6  | 40  | 12  | 0   | 1  | 0  | 2   | 0   | 0  | 0   | 6   | 27   | 11  | 0  | 13  | .293 |
| Mar 16  | YOUNGSTOWN STATE    | 31   | 2   | 5   | 2   | 2  | 0  | 1  | 10  | 7   | 0   | 0  | 1  | 3   | 1   | 0  | 0   | 7   | 27   | 10  | 0  | 13  | .285 |
| *Mar 18 | at Virginia Tech    | 32   | 4   | 7   | 4   | 0  | 0  | 2  | 13  | 4   | 0   | 1  | 0  | 1   | 0   | 1  | 1   | 9   | 27   | 6   | 0  | 7   | .282 |
| *Mar 19 | at Virginia Tech    | 41   | 6   | 16  | 5   | 1  | 2  | 2  | 27  | 3   | 0   | 0  | 0  | 0   | 0   | 0  | 3   | 6   | 24   | 9   | 0  | 12  | .289 |
| *Mar 20 | at Virginia Tech    | 30   | 1   | 4   | 1   | 0  | 0  | 1  | 7   | 5   | 0   | 0  | 0  | 3   | 0   | 0  | 1   | 8   | 24   | 6   | 2  | 10  | .282 |
| *Mar 25 | CLEMSON             | 36   | 8   | 11  | 5   | 3  | 0  | 2  | 20  | 6   | 0   | 1  | 1  | 0   | 0   | 0  | 0   | 3   | 27   | 9   | 2  | 10  | .283 |
| *Mar 25 | CLEMSON             | 38   | 10  | 17  | 10  | 3  | 2  | 3  | 33  | 4   | 0   | 0  | 0  | 1   | 0   | 1  | 1   | 7   | 27   | 6   | 0  | 10  | .291 |
| Mar 30  | WEST VIRGINIA       | 32   | 9   | 8   | 9   | 1  | 0  | 2  | 15  | 10  | 0   | 1  | 0  | 4   | 0   | 0  | 1   | 11  | 27   | 13  | 1  | 13  | .290 |
| *Apr 02 | LOUISVILLE          | 30   | 8   | 8   | 4   | 3  | 0  | 1  | 14  | 5   | 0   | 1  | 2  | 3   | 1   | 0  | 1   | 9   | 27   | 8   | 0  | 7   | .289 |
| *Apr 02 | LOUISVILLE          | 36   | 6   | 9   | 6   | 1  | 0  | 2  | 16  | 2   | 0   | 0  | 0  | 2   | 0   | 0  | 0   | 10  | 27   | 15  | 2  | 7   | .287 |
| *Apr 03 | LOUISVILLE          | 34   | 6   | 11  | 6   | 2  | 0  | 3  | 22  | 5   | 0   | 0  | 0  | 1   | 0   | 0  | 1   | 11  | 27   | 7   | 0  | 10  | .289 |
| Apr 06  | at Youngstown State | 36   | 9   | 7   | 8   | 3  | 0  | 2  | 16  | 5   | 0   | 1  | 1  | 1   | 0   | 0  | 0   | 5   | 27   | 14  | 1  | 7   | .285 |
| *Apr 08 | at Boston College   | 40   | 13  | 16  | 13  | 4  | 3  | 2  | 32  | 1   | 0   | 0  | 1  | 0   | 0   | 2  | 0   | 8   | 27   | 11  | 0  | 3   | .290 |
| *Apr 09 | at Boston College   | 35   | 8   | 8   | 8   | 1  | 0  | 2  | 15  | 3   | 0   | 1  | 0  | 1   | 0   | 0  | 2   | 4   | 24   | 9   | 0  | 4   | .288 |
| *Apr 10 | at Boston College   | 34   | 10  | 11  | 10  | 4  | 0  | 1  | 18  | 9   | 0   | 1  | 0  | 0   | 0   | 1  | 2   | 12  | 27   | 7   | 2  | 7   | .289 |
| Apr 12  | at Kent State       | 35   | 12  | 9   | 9   | 2  | 2  | 1  | 18  | 10  | 0   | 1  | 1  | 1   | 0   | 0  | 0   | 8   | 27   | 11  | 1  | 7   | .288 |
| *Apr 15 | VIRGINIA            | 32   | 9   | 9   | 5   | 2  | 0  | 2  | 17  | 7   | 1   | 0  | 0  | 2   | 1   | 0  | 0   | 8   | 27   | 6   | 0  | 9   | .288 |
| *Apr 15 | VIRGINIA            | 30   | 0   | 4   | 0   | 0  | 0  | 0  | 4   | 5   | 0   | 0  | 0  | 0   | 0   | 0  | 1   | 7   | 27   | 13  | 4  | 8   | .283 |
| *Apr 17 | VIRGINIA            | 28   | 4   | 9   | 4   | 1  | 0  | 0  | 10  | 8   | 0   | 0  | 2  | 1   | 1   | 2  | 1   | 7   | 27   | 10  | 1  | 12  | .284 |
| Apr 20  | vs West Virginia    | 35   | 2   | 3   | 2   | 1  | 1  | 0  | 6   | 12  | 3   | 1  | 1  | 0   | 1   | 0  | 0   | 14  | 33   | 12  | 4  | 13  | .278 |
| *Apr 22 | at Miami            | 39   | 1   | 11  | 1   | 1  | 0  | 1  | 15  | 3   | 0   | 1  | 0  | 1   | 0   | 0  | 0   | 19  | 28   | 15  | 1  | 12  | .279 |
| *Apr 23 | at Miami            | 30   | 2   | 5   | 2   | 2  | 0  | 1  | 10  | 3   | 0   | 0  | 0  | 0   | 0   | 0  | 2   | 10  | 24   | 8   | 2  | 4   | .276 |
| *Apr 24 | at Miami            | 34   | 9   | 9   | 8   | 0  | 0  | 2  | 15  | 8   | 0   | 0  | 1  | 1   | 0   | 0  | 0   | 15  | 27   | 7   | 1  | 7   | .276 |
| Apr 29  | NORTH CAROLINA A&T  | 31   | 10  | 9   | 10  | 1  | 0  | 1  | 13  | 10  | 0   | 1  | 1  | 0   | 0   | 1  | 0   | 8   | 24   | 8   | 0  | 9   | .276 |
| Apr 30  | NORTH CAROLINA A&T  | 38   | 5   | 11  | 5   | 4  | 0  | 0  | 15  | 12  | 0   | 0  | 0  | 1   | 0   | 1  | 0   | 12  | 27   | 9   | 1  | 20  | .276 |
| Apr 30  | NORTH CAROLINA A&T  | 38   | 13  | 11  | 13  | 5  | 0  | 2  | 22  | 9   | 0   | 1  | 0  | 1   | 1   | 1  | 0   | 6   | 30   | 8   | 0  | 8   | .277 |
| May 04  | OAKLAND             | 34   | 4   | 9   | 4   | 2  | 0  | 1  | 14  | 2   | 0   | 1  | 0  | 5   | 1   | 1  | 0   | 9   | 27   | 17  | 2  | 12  | .276 |
| *May 07 | DUKE                | 35   | 14  | 15  | 13  | 2  | 0  | 1  | 20  | 8   | 0   | 0  | 0  | 1   | 3   | 1  | 2   | 8   | 27   | 8   | 2  | 10  | .280 |
| *May 08 | DUKE                | 25   | 3   | 4   | 2   | 0  | 0  | 0  | 4   | 8   | 0   | 0  | 0  | 2   | 0   | 1  | 2   | 9   | 27   | 5   | 0  | 9   | .278 |
| *May 08 | DUKE                | 36   | 5   | 8   | 5   | 2  | 0  | 1  | 13  | 8   | 0   | 1  | 0  | 1   | 0   | 0  | 0   | 10  | 27   | 4   | 3  | 13  | .277 |
| May 10  | at West Virginia    | 28   | 1   | 2   | 1   | 0  | 0  | 1  | 5   | 5   | 0   | 0  | 0  | 0   | 0   | 0  | 1   | 11  | 24   | 8   | 0  | 5   | .273 |
| *May 13 | at Notre Dame       | 36   | 3   | 10  | 3   | 3  | 1  | 0  | 15  | 1   | 0   | 0  | 0  | 1   | 0   | 0  | 1   | 11  | 24   | 9   | 5  | 8   | .273 |
| *May 14 | at Notre Dame       | 30   | 1   | 5   | 0   | 1  | 0  | 0  | 6   | 5   | 0   | 1  | 0  | 0   | 0   | 0  | 2   | 16  | 24   | 10  | 2  | 7   | .271 |
| *May 15 | at Notre Dame       | 35   | 5   | 9   | 5   | 1  | 0  | 1  | 13  | 1   | 0   | 1  | 0  | 1   | 1   | 0  | 0   | 10  | 27   | 12  | 1  | 6   | .271 |
| May 17  | vs Penn State       | 36   | 6   | 10  | 6   | 3  | 0  | 0  | 13  | 6   | 0   | 0  | 0  | 4   | 1   | 1  | 0   | 12  | 27   | 8   | 0  | 15  | .271 |
| *May 19 | GEORGIA TECH        | 37   | 7   | 11  | 6   | 2  | 1  | 1  | 18  | 7   | 0   | 0  | 1  | 1   | 0   | 0  | 2   | 10  | 27   | 10  | 0  | 11  | .272 |
| *May 20 | GEORGIA TECH        | 34   | 3   | 6   | 3   | 3  | 0  | 1  | 12  | 4   | 0   | 0  | 0  | 0   | 0   | 0  | 0   | 18  | 27   | 7   | 1  | 9   | .270 |
| *May 21 | GEORGIA TECH        | 37   | 7   | 10  | 6   | 3  | 0  | 2  | 19  | 5   | 0   | 0  | 0  | 2   | 0   | 0  | 0   | 10  | 27   | 11  | 4  | 10  | .270 |
| Totals  |                     | 1791 | 345 | 483 | 313 | 95 | 14 | 73 | 825 | 306 | 4   | 27 | 19 | 67  | 19  | 19 | 38  | 479 | 1391 | 499 | 60 | 476 | .270 |



# 2022 Pitt Baseball Batting Leaders for Pitt (as of May 21, 2022) (All games)

Hitting minimums - 4 Games 25% of Games 10 AB 1.0 AB/Game 15 TPA 1.0 TPA/Game  
Pitching minimums - 1 Games 10% of Games 5 IP 5 BF

| Batting avg         |      |
|---------------------|------|
| 1. 21 Kyle Hess     | .330 |
| 2. 14 Tatem Levins  | .313 |
| 3. 39 CJ Funk       | .297 |
| 4. 3 Sky Duff       | .287 |
| 5. 2 Jeffrey Wehler | .283 |

| Slugging pct              |      |
|---------------------------|------|
| 1. 21 Kyle Hess           | .660 |
| 2. 14 Tatem Levins        | .611 |
| 3. 23 Ron Washington, Jr. | .574 |
| 4. 39 CJ Funk             | .523 |
| 5. 11 Brock Franks        | .476 |

| On base pct        |      |
|--------------------|------|
| 1. 39 CJ Funk      | .486 |
| 2. 3 Sky Duff      | .433 |
| 3. 21 Kyle Hess    | .432 |
| 4. 14 Tatem Levins | .430 |
| 5. 1 Tommy Tavarez | .414 |

| Runs scored               |    |
|---------------------------|----|
| 1. 2 Jeffrey Wehler       | 44 |
| 2. 14 Tatem Levins        | 40 |
| 3. 39 CJ Funk             | 34 |
| 4. 23 Ron Washington, Jr. | 32 |
| 5. 3 Sky Duff             | 31 |

| Hits                      |    |
|---------------------------|----|
| 1. 14 Tatem Levins        | 62 |
| 2. 2 Jeffrey Wehler       | 58 |
| 3. 15 Bryce Hulett        | 52 |
| 4. 3 Sky Duff             | 47 |
| 5. 23 Ron Washington, Jr. | 44 |

| Runs batted in            |    |
|---------------------------|----|
| 1. 14 Tatem Levins        | 52 |
| 2. 23 Ron Washington, Jr. | 37 |
| 3. 15 Bryce Hulett        | 31 |
| 2 Jeffrey Wehler          | 31 |
| 5. 33 Jack Anderson       | 26 |

| Doubles                   |    |
|---------------------------|----|
| 1. 2 Jeffrey Wehler       | 17 |
| 2. 23 Ron Washington, Jr. | 10 |
| 3. 5 tied at.             | 8  |

| Triples            |   |
|--------------------|---|
| 1. 14 Tatem Levins | 3 |
| 2 Jeffrey Wehler   | 3 |
| 39 CJ Funk         | 3 |
| 4. 5 tied at..     | 1 |

| Home runs                 |    |
|---------------------------|----|
| 1. 14 Tatem Levins        | 15 |
| 2. 23 Ron Washington, Jr. | 13 |
| 3. 11 Brock Franks        | 9  |
| 4. 15 Bryce Hulett        | 8  |
| 21 Kyle Hess              | 8  |

| Total bases               |     |
|---------------------------|-----|
| 1. 14 Tatem Levins        | 121 |
| 2. 23 Ron Washington, Jr. | 93  |
| 3. 2 Jeffrey Wehler       | 87  |
| 4. 15 Bryce Hulett        | 86  |
| 5. 33 Jack Anderson       | 69  |

| Walks              |    |
|--------------------|----|
| 1. 39 CJ Funk      | 40 |
| 2. 3 Sky Duff      | 39 |
| 3. 15 Bryce Hulett | 36 |
| 4. 14 Tatem Levins | 31 |
| 5. 2 tied at.....  | 28 |

| Hit by pitch       |    |
|--------------------|----|
| 1. 14 Tatem Levins | 12 |
| 2. 39 CJ Funk      | 7  |
| 21 Kyle Hess       | 7  |
| 4. 3 tied at..     | 6  |

| Sac bunts            |   |
|----------------------|---|
| 1. 11 Brock Franks   | 8 |
| 2. 5 Jordan Anderson | 4 |
| 3. 2 Jeffrey Wehler  | 3 |
| 4. 1 Tommy Tavarez   | 2 |
| 5. 2 tied at..       | 1 |

| Sac flies            |   |
|----------------------|---|
| 1. 11 Brock Franks   | 4 |
| 2. 33 Jack Anderson  | 3 |
| 15 Bryce Hulett      | 3 |
| 14 Tatem Levins      | 3 |
| 5. 5 Jordan Anderson | 2 |

| Stolen bases              |    |
|---------------------------|----|
| 1. 2 Jeffrey Wehler       | 10 |
| 2. 23 Ron Washington, Jr. | 4  |
| 3. 21 Kyle Hess           | 3  |
| 4. 6 Dom Popa             | 2  |
| 39 CJ Funk                | 2  |

| Caught stealing   |   |
|-------------------|---|
| 1. 3 Sky Duff     | 4 |
| 2. 5 tied at..... | 2 |

| Steal attempts            |    |
|---------------------------|----|
| 1. 2 Jeffrey Wehler       | 12 |
| 2. 23 Ron Washington, Jr. | 6  |
| 3. 3 Sky Duff             | 5  |
| 4. 39 CJ Funk             | 4  |
| 21 Kyle Hess              | 4  |

| Stolen base pct           |       |
|---------------------------|-------|
| 1. 1 Tommy Tavarez        | 1.000 |
| 2. 2 Jeffrey Wehler       | .833  |
| 3. 21 Kyle Hess           | .750  |
| 4. 23 Ron Washington, Jr. | .667  |
| 5. 39 CJ Funk             | .500  |

| Strikeouts                |    |
|---------------------------|----|
| 1. 23 Ron Washington, Jr. | 61 |
| 2. 33 Jack Anderson       | 55 |
| 3. 39 CJ Funk             | 47 |
| 4. 3 Sky Duff             | 42 |
| 5. 15 Bryce Hulett        | 40 |

| Grounded into DP   |   |
|--------------------|---|
| 1. 14 Tatem Levins | 6 |
| 15 Bryce Hulett    | 6 |
| 3. 4 tied at.....  | 4 |

| Total plate appearances   |     |
|---------------------------|-----|
| 1. 14 Tatem Levins        | 244 |
| 2. 2 Jeffrey Wehler       | 239 |
| 3. 15 Bryce Hulett        | 236 |
| 4. 3 Sky Duff             | 208 |
| 5. 23 Ron Washington, Jr. | 196 |

| At bats                   |     |
|---------------------------|-----|
| 1. 2 Jeffrey Wehler       | 205 |
| 2. 14 Tatem Levins        | 198 |
| 3. 15 Bryce Hulett        | 190 |
| 4. 3 Sky Duff             | 164 |
| 5. 23 Ron Washington, Jr. | 162 |

| Games played        |    |
|---------------------|----|
| 1. 14 Tatem Levins  | 53 |
| 15 Bryce Hulett     | 53 |
| 3. 2 Jeffrey Wehler | 50 |
| 4. 33 Jack Anderson | 47 |
| 5. 2 tied at.....   | 45 |

| Game starts         |    |
|---------------------|----|
| 1. 15 Bryce Hulett  | 53 |
| 14 Tatem Levins     | 53 |
| 3. 2 Jeffrey Wehler | 50 |
| 4. 3 Sky Duff       | 45 |
| 5. 2 tied at.....   | 43 |

| Games as sub          |    |
|-----------------------|----|
| 1. 19 Luke Lambert    | 22 |
| 2. 13 Nick Giamarusti | 18 |
| 6 Dom Popa            | 18 |
| 4. 17 Josh Overbeek   | 15 |
| 5. 20 Cameron Barto   | 13 |

# 2022 Pitt Baseball Pitching Leaders for Pitt (as of May 21, 2022) (All games)

Hitting minimums - 4 Games 25% of Games 10 AB 1.0 AB/Game 15 TPA 1.0 TPA/Game  
Pitching minimums - 1 Games 10% of Games 5 IP 5 BF

|                               |  |                            |  |                               |  |
|-------------------------------|--|----------------------------|--|-------------------------------|--|
| <b>Earned run avg</b>         |  | <b>Opposing bat avg</b>    |  | <b>Won-loss pct</b>           |  |
| 1. 45 Matt Gilbertson 3.55    |  | 1. 30 Tyler Kennedy .222   |  | 1. 45 Matt Gilbertson .727    |  |
| 2. 32 Billy Corcoran 4.24     |  | 2. 45 Matt Gilbertson .261 |  | 2. 8 Brady Devereux .667      |  |
| 3. 8 Brady Devereux 4.75      |  | 3. 32 Billy Corcoran .265  |  | 24 Ben Dragani .667           |  |
| 4. 26 Baron Stuart 5.93       |  | 4. 8 Brady Devereux .271   |  | 4. 32 Billy Corcoran .583     |  |
| 5. 29 Jonathan Bautista 6.85  |  | 5. 36 Dylan Lester .273    |  | 5. 27 Hayden Summers .500     |  |
| <b>Wins</b>                   |  | <b>Losses</b>              |  | <b>Saves</b>                  |  |
| 1. 45 Matt Gilbertson 8       |  | 1. 55 Logan Evans 7        |  | 1. 26 Baron Stuart 7          |  |
| 2. 32 Billy Corcoran 7        |  | 2. 32 Billy Corcoran 5     |  | 2. 27 Hayden Summers 2        |  |
| 3. 8 Brady Devereux 4         |  | 3. 26 Baron Stuart 4       |  |                               |  |
| 55 Logan Evans 4              |  | 4. 45 Matt Gilbertson 3    |  |                               |  |
| 5. 24 Ben Dragani 2           |  | 5. 8 Brady Devereux 2      |  |                               |  |
| <b>Innings pitched</b>        |  | <b>Batters struck out</b>  |  | <b>Appearances</b>            |  |
| 1. 45 Matt Gilbertson 91.1    |  | 1. 45 Matt Gilbertson 87   |  | 1. 26 Baron Stuart 25         |  |
| 2. 32 Billy Corcoran 80.2     |  | 2. 32 Billy Corcoran 66    |  | 2. 8 Brady Devereux 23        |  |
| 3. 55 Logan Evans 63.2        |  | 3. 26 Baron Stuart 60      |  | 3. 36 Dylan Lester 21         |  |
| 4. 26 Baron Stuart 44.0       |  | 4. 55 Logan Evans 49       |  | 38 C.J. McKennitt 21          |  |
| 5. 8 Brady Devereux 36.0      |  | 5. 36 Dylan Lester 32      |  | 5. 46 Quin Konuszewski 19     |  |
| <b>Games started</b>          |  | <b>Games finished</b>      |  | <b>Games in relief</b>        |  |
| 1. 45 Matt Gilbertson 14      |  | 1. 26 Baron Stuart 15      |  | 1. 26 Baron Stuart 25         |  |
| 2. 32 Billy Corcoran 13       |  | 2. 8 Brady Devereux 8      |  | 2. 8 Brady Devereux 23        |  |
| 55 Logan Evans 13             |  | 3. 36 Dylan Lester 5       |  | 3. 38 C.J. McKennitt 21       |  |
| 4. 29 Jonathan Bautista 5     |  | 27 Hayden Summers 5        |  | 36 Dylan Lester 21            |  |
| 5. 24 Ben Dragani 4           |  | 5. 38 C.J. McKennitt 4     |  | 5. 46 Quin Konuszewski 19     |  |
| <b>Wild pitches</b>           |  | <b>Balks</b>               |  | <b>Hit batters</b>            |  |
| 1. 30 Tyler Kennedy 9         |  | 1. 29 Jonathan Bautista 2  |  | 1. 30 Tyler Kennedy 6         |  |
| 2. 45 Matt Gilbertson 8       |  | 2. 26 Baron Stuart 1       |  | 55 Logan Evans 6              |  |
| 55 Logan Evans 8              |  | 45 Matt Gilbertson 1       |  | 26 Baron Stuart 6             |  |
| 4. 29 Jonathan Bautista 7     |  | 55 Logan Evans 1           |  | 4. 32 Billy Corcoran 5        |  |
| 24 Ben Dragani 7              |  | 38 C.J. McKennitt 1        |  | 5. 2 tied at..... 4           |  |
| <b>Intentional BB allowed</b> |  | <b>Runners picked off</b>  |  | <b>Batters SO out looking</b> |  |
| 1. 24 Ben Dragani 2           |  | 1. 55 Logan Evans 1        |  | 1. 45 Matt Gilbertson 37      |  |
| 8 Brady Devereux 2            |  |                            |  | 2. 32 Billy Corcoran 17       |  |
| 3. 4 tied at..... 1           |  |                            |  | 3. 26 Baron Stuart 11         |  |
|                               |  |                            |  | 4. 55 Logan Evans 9           |  |
|                               |  |                            |  | 5. 36 Dylan Lester 8          |  |
| <b>Sac bunts allowed</b>      |  | <b>Sac flies allowed</b>   |  | <b>Hits allowed</b>           |  |
| 1. 32 Billy Corcoran 3        |  | 1. 45 Matt Gilbertson 4    |  | 1. 43 Ryan Miller 9           |  |
| 2. 26 Baron Stuart 2          |  | 55 Logan Evans 4           |  | 2. 30 Tyler Kennedy 10        |  |
| 8 Brady Devereux 2            |  | 32 Billy Corcoran 4        |  | 3. 27 Hayden Summers 17       |  |
| 4. 6 tied at..... 1           |  | 4. 4 tied at..... 2        |  | 4. 46 Quin Konuszewski 19     |  |
|                               |  |                            |  | 5. 38 C.J. McKennitt 24       |  |
| <b>Runs allowed</b>           |  | <b>Earned runs allowed</b> |  | <b>Walks allowed</b>          |  |
| 1. 27 Hayden Summers 11       |  | 1. 27 Hayden Summers 10    |  | 1. 27 Hayden Summers 2        |  |
| 2. 43 Ryan Miller 14          |  | 2. 43 Ryan Miller 14       |  | 2. 32 Billy Corcoran 8        |  |
| 3. 30 Tyler Kennedy 16        |  | 3. 30 Tyler Kennedy 15     |  | 3. 43 Ryan Miller 10          |  |
| 4. 46 Quin Konuszewski 19     |  | 4. 29 Jonathan Bautista 17 |  | 4. 45 Matt Gilbertson 11      |  |
| 5. 38 C.J. McKennitt 20       |  | 5. 46 Quin Konuszewski 19  |  | 5. 8 Brady Devereux 13        |  |
| <b>Doubles allowed</b>        |  | <b>Triples allowed</b>     |  | <b>Home runs allowed</b>      |  |
| 1. 8 Brady Devereux 2         |  | 1. 32 Billy Corcoran 0     |  | 1. 29 Jonathan Bautista 1     |  |
| 30 Tyler Kennedy 2            |  | 29 Jonathan Bautista 0     |  | 2. 30 Tyler Kennedy 2         |  |
| 43 Ryan Miller 2              |  | 26 Baron Stuart 0          |  | 43 Ryan Miller 2              |  |
| 46 Quin Konuszewski 2         |  | 36 Dylan Lester 0          |  | 24 Ben Dragani 2              |  |
| 5. 38 C.J. McKennitt 4        |  | 38 C.J. McKennitt 0        |  | 5. 27 Hayden Summers 3        |  |

**2022 Pitt Baseball  
Fielding Leaders for Pitt (as of May 21, 2022)  
(All games)**

Hitting minimums - 4 Games 25% of Games  
Pitching minimums - 1 Games 10% of Games 5 IP 5 BF

|                             |       |                              |     |                               |     |
|-----------------------------|-------|------------------------------|-----|-------------------------------|-----|
| <b>Fielding pct</b>         |       | <b>Chances</b>               |     | <b>Putouts</b>                |     |
| 1. 6 Dom Popa               | 1.000 | 1. 15 Bryce Hulett           | 489 | 1. 15 Bryce Hulett            | 460 |
| 20 Cameron Barto            | 1.000 | 2. 14 Tatem Levins           | 406 | 2. 14 Tatem Levins            | 364 |
| 19 Luke Lambert             | 1.000 | 3. 2 Jeffrey Wehler          | 200 | 3. 39 CJ Funk                 | 73  |
| 33 Jack Anderson            | 1.000 | 4. 11 Brock Franks           | 177 | 4. 18 Johnny Long             | 70  |
| 5. 14 Tatem Levins          | .990  | 5. 3 Sky Duff                | 98  | 5. 5 Jordan Anderson          | 66  |
| <b>Assists</b>              |       | <b>Errors</b>                |     | <b>Fielding double plays</b>  |     |
| 1. 2 Jeffrey Wehler         | 133   | 1. 11 Brock Franks           | 16  | 1. 15 Bryce Hulett            | 30  |
| 2. 11 Brock Franks          | 112   | 2. 3 Sky Duff                | 6   | 2. 2 Jeffrey Wehler           | 20  |
| 3. 3 Sky Duff               | 70    | 3. 15 Bryce Hulett           | 5   | 3. 11 Brock Franks            | 16  |
| 4. 1 Tommy Tavaréz          | 49    | 2 Jeffrey Wehler             | 5   | 4. 1 Tommy Tavaréz            | 10  |
| 5. 14 Tatem Levins          | 38    | 1 Tommy Tavaréz              | 5   | 5. 3 Sky Duff                 | 9   |
| <b>Stolen bases against</b> |       | <b>Caught stealing by</b>    |     | <b>Steal attempts against</b> |     |
| 1. 14 Tatem Levins          | 46    | 1. 14 Tatem Levins           | 6   | 1. 14 Tatem Levins            | 52  |
| 2. 24 Ben Dragani           | 9     | 2. 45 Matt Gilbertson        | 2   | 2. 24 Ben Dragani             | 9   |
| 3. 8 Brady Devereux         | 7     | 26 Baron Stuart              | 2   | 3. 8 Brady Devereux           | 7   |
| 36 Dylan Lester             | 7     | 4. 3 tied at.....            | 1   | 36 Dylan Lester               | 7   |
| 5. 18 Johnny Long           | 5     |                              |     | 5. 4 tied at.....             | 5   |
| <b>Passed balls</b>         |       | <b>Catchers interference</b> |     |                               |     |
| 1. 14 Tatem Levins          | 11    | 1. 14 Tatem Levins           | 1   |                               |     |





# TOMMY TAVAREZ

#1

 INF • R/R • FR • 5-11 • 160  
 BROOKLYN, NY • CITIUS PREP





**TAVAREZ'S CAREER HIGHS**

 Runs.....2.....5x, last, No. 5 Virginia, 4/15/22  
 Hits.....2.....5x, last, at No. 5 Miami, 4/22/22  
 2Bs.....1.....3x, last, Duke (G2), 5/8/22  
 3Bs.....--.....  
 HRs.....1.....4x, last, No. 5 Virginia, 4/15/22  
 RBI.....3.....at Youngstown State, 4/6/22  
 Walks.....3.....2x, last, North Carolina A&T, 4/29/22  
 Steals.....1.....at Youngstown State, 4/6/22  
 Putouts.....3.....2x, last, Oakland, 5/4/22  
 Assists.....5.....3x, last, Oakland, 5/4/22

**#1 Tommy Tavaréz - 30 games (All games)**

| Date   | Opponent            | Pos    | AB | R  | H  | RBI | 2B | 3B | HR | BB | SB | CS | HBP | SAC | SF | GDP | K  | PO | A  | E | Avg   |
|--------|---------------------|--------|----|----|----|-----|----|----|----|----|----|----|-----|-----|----|-----|----|----|----|---|-------|
| Feb 18 | vs Canisius         | ph     | 1  | 0  | 1  | 1   | 0  | 0  | 0  | 0  | 0  | 0  | 0   | 0   | 0  | 0   | 0  | 0  | 0  | 0 | 1.000 |
| Feb 26 | vs Bradley          | ss     | 0  | 0  | 0  | 0   | 0  | 0  | 0  | 0  | 0  | 0  | 0   | 0   | 0  | 0   | 0  | 0  | 0  | 0 | 1.000 |
| Mar 05 | vs Ohio State       | *2b    | 2  | 1  | 0  | 0   | 0  | 0  | 0  | 1  | 0  | 0  | 0   | 0   | 0  | 0   | 2  | 1  | 3  | 0 | .333  |
| Mar 06 | vs Campbell         | *2b    | 4  | 1  | 0  | 0   | 0  | 0  | 0  | 1  | 0  | 0  | 0   | 0   | 0  | 0   | 2  | 1  | 2  | 0 | .143  |
| Mar 09 | at High Point       | *2b/ss | 4  | 1  | 2  | 0   | 0  | 0  | 0  | 1  | 0  | 0  | 1   | 0   | 0  | 0   | 1  | 1  | 2  | 0 | .273  |
| Mar 15 | BUCKNELL            | 2b/ss  | 1  | 0  | 0  | 0   | 0  | 0  | 0  | 1  | 0  | 0  | 0   | 0   | 0  | 0   | 0  | 1  | 3  | 0 | .250  |
| Mar 16 | YOUNGSTOWN STAT     | ss     | 0  | 0  | 0  | 0   | 0  | 0  | 0  | 0  | 0  | 0  | 0   | 0   | 0  | 0   | 0  | 0  | 0  | 0 | .250  |
| Mar 19 | at Virginia Tech    | ph/2b  | 0  | 0  | 0  | 0   | 0  | 0  | 0  | 1  | 0  | 0  | 0   | 0   | 0  | 0   | 0  | 0  | 0  | 0 | .250  |
| Apr 02 | LOUISVILLE-2        | ph     | 1  | 1  | 1  | 0   | 0  | 0  | 0  | 0  | 0  | 0  | 0   | 0   | 0  | 0   | 0  | 0  | 0  | 0 | .308  |
| Apr 03 | LOUISVILLE          | *ss    | 4  | 0  | 0  | 0   | 0  | 0  | 0  | 0  | 0  | 0  | 0   | 0   | 0  | 0   | 3  | 1  | 1  | 0 | .235  |
| Apr 06 | at Youngstown State | *ss    | 3  | 2  | 1  | 3   | 0  | 0  | 1  | 1  | 1  | 0  | 0   | 0   | 0  | 0   | 1  | 0  | 5  | 0 | .250  |
| Apr 08 | at Boston College   | *ss    | 4  | 2  | 2  | 2   | 1  | 0  | 1  | 0  | 0  | 0  | 0   | 0   | 0  | 0   | 1  | 2  | 5  | 0 | .292  |
| Apr 09 | at Boston College   | *ss    | 4  | 1  | 1  | 0   | 0  | 0  | 0  | 0  | 0  | 0  | 0   | 0   | 0  | 0   | 1  | 1  | 3  | 0 | .286  |
| Apr 10 | at Boston College   | *ss    | 4  | 2  | 2  | 1   | 1  | 0  | 0  | 1  | 0  | 0  | 0   | 0   | 0  | 0   | 1  | 1  | 1  | 1 | .312  |
| Apr 12 | at Kent State       | *ss    | 4  | 2  | 1  | 1   | 0  | 0  | 1  | 1  | 0  | 0  | 0   | 0   | 0  | 0   | 1  | 0  | 0  | 0 | .306  |
| Apr 15 | VIRGINIA            | *ss    | 3  | 2  | 1  | 2   | 0  | 0  | 1  | 1  | 0  | 0  | 0   | 0   | 0  | 0   | 0  | 1  | 1  | 0 | .308  |
| Apr 15 | VIRGINIA            | *ss    | 4  | 0  | 2  | 0   | 0  | 0  | 0  | 0  | 0  | 0  | 0   | 0   | 0  | 0   | 2  | 1  | 3  | 1 | .326  |
| Apr 17 | VIRGINIA            | *ss    | 1  | 1  | 1  | 1   | 0  | 0  | 0  | 3  | 0  | 0  | 0   | 0   | 0  | 0   | 0  | 2  | 3  | 1 | .341  |
| Apr 20 | vs West Virginia    | *ss    | 3  | 0  | 0  | 0   | 0  | 0  | 0  | 2  | 0  | 0  | 0   | 0   | 0  | 0   | 2  | 1  | 2  | 1 | .319  |
| Apr 22 | at Miami            | *2b    | 5  | 0  | 2  | 0   | 0  | 0  | 0  | 0  | 0  | 0  | 0   | 0   | 0  | 0   | 3  | 1  | 3  | 0 | .327  |
| Apr 23 | at Miami            | *2b    | 3  | 0  | 0  | 0   | 0  | 0  | 0  | 0  | 0  | 0  | 0   | 0   | 0  | 0   | 2  | 2  | 1  | 1 | .309  |
| Apr 24 | at Miami            | *2b    | 4  | 1  | 1  | 0   | 0  | 0  | 0  | 1  | 0  | 0  | 0   | 0   | 0  | 0   | 1  | 3  | 1  | 0 | .305  |
| Apr 29 | NORTH CAROLINA A&   | *2b    | 2  | 1  | 1  | 2   | 0  | 0  | 0  | 3  | 0  | 0  | 0   | 0   | 0  | 0   | 1  | 0  | 2  | 0 | .311  |
| Apr 30 | NORTH CAROLINA A&   | *2b    | 5  | 0  | 0  | 1   | 0  | 0  | 0  | 1  | 0  | 0  | 0   | 0   | 0  | 0   | 3  | 0  | 1  | 0 | .288  |
| Apr 30 | NORTH CAROLINA A&   | *2b    | 3  | 0  | 0  | 0   | 0  | 0  | 0  | 1  | 0  | 0  | 0   | 1   | 0  | 0   | 0  | 0  | 2  | 0 | .275  |
| May 04 | OAKLAND             | *2b    | 4  | 0  | 0  | 0   | 0  | 0  | 0  | 0  | 0  | 0  | 0   | 1   | 0  | 0   | 3  | 3  | 5  | 0 | .260  |
| May 08 | DUKE-2              | ph/ss  | 2  | 0  | 1  | 2   | 1  | 0  | 0  | 0  | 0  | 0  | 0   | 0   | 0  | 0   | 0  | 0  | 0  | 0 | .267  |
| May 13 | at Notre Dame       | ph     | 1  | 0  | 0  | 0   | 0  | 0  | 0  | 0  | 0  | 0  | 0   | 0   | 0  | 0   | 1  | 0  | 0  | 0 | .263  |
| May 17 | vs Penn State       | ph     | 1  | 0  | 0  | 0   | 0  | 0  | 0  | 0  | 0  | 0  | 0   | 0   | 0  | 0   | 1  | 0  | 0  | 0 | .260  |
| May 20 | GEORGIA TECH        | 2b     | 1  | 0  | 0  | 0   | 0  | 0  | 0  | 0  | 0  | 0  | 0   | 0   | 0  | 0   | 1  | 0  | 0  | 0 | .256  |
| Totals |                     | 20gs   | 78 | 18 | 20 | 16  | 3  | 0  | 4  | 20 | 1  | 0  | 1   | 2   | 0  | 0   | 33 | 23 | 49 | 5 | .256  |

On base pct. .414 • Slugging pct. .449

**TAVAREZ'S CAREER STATS**



| YEAR  | AVG  | GP-GS | AB | R  | H  | 2B | 3B | HR | RBI | TB | SLG% | BB | HP | SO | GDP | OB%  | SF | SH | SB | PO | A  | E | FLD% |
|-------|------|-------|----|----|----|----|----|----|-----|----|------|----|----|----|-----|------|----|----|----|----|----|---|------|
| 2022  | .256 | 30-20 | 78 | 18 | 20 | 3  | 0  | 4  | 16  | 35 | .449 | 20 | 1  | 33 | 0   | .414 | 0  | 2  | 1  | 23 | 49 | 5 | .935 |
| Total | .256 | 30-20 | 78 | 18 | 20 | 3  | 0  | 4  | 16  | 35 | .449 | 20 | 1  | 33 | 0   | .414 | 0  | 2  | 1  | 23 | 49 | 5 | .935 |



# JEFFEREY WEHLER

#2

INF • R/R • SR • 5-11 • 181  
ST. MARY'S, PA • YOUNGSTOWN STATE



| WEHLER'S CAREER HIGHS (AT PITT) |   |
|---------------------------------|---|
| Runs.....4.....                 | vs, Lipscomb, 2/26/22                   |
| Hits.....4.....                 | Duke, 5/7/22                            |
| 2Bs.....2.....                  | North Carolina A&T (G1), 4/30/22        |
| 3Bs.....1.....                  | 3x, last, at Kent State, 4/12/22        |
| HRs.....1.....                  | 2x, last, Duke (G2), 5/8/22             |
| RBI.....4.....                  | vs. Canisius (G1), 2/19/22              |
| Walks.....2.....                | 6x, last, Georgia Tech, 5/21/22         |
| Steals.....1.....               | 10x, last, at No. 8 Notre Dame, 5/15/22 |
| Putouts.....4.....              | at West Virginia, 5/10/22               |
| Assists.....7.....              | 2x, last, vs. Canisius, 2/20/22         |

#2 Jeffrey Wehler - 50 games (All games)

| Date   | Opponent            | Pos  | AB  | R  | H  | RBI | 2B | 3B | HR | BB | SB | CS | HBP | SAC | SF | GDP | K  | PO | A   | E | Avg  |
|--------|---------------------|------|-----|----|----|-----|----|----|----|----|----|----|-----|-----|----|-----|----|----|-----|---|------|
| Feb 18 | vs Canisius         | *2b  | 4   | 1  | 1  | 0   | 0  | 0  | 0  | 0  | 0  | 0  | 0   | 0   | 0  | 0   | 1  | 0  | 3   | 0 | .250 |
| Feb 19 | vs Canisius-1       | *2b  | 4   | 3  | 2  | 4   | 1  | 0  | 1  | 1  | 0  | 0  | 0   | 0   | 0  | 0   | 0  | 0  | 4   | 0 | .375 |
| Feb 19 | vs Canisius-2       | *2b  | 4   | 0  | 0  | 0   | 0  | 0  | 0  | 0  | 0  | 0  | 0   | 0   | 0  | 0   | 0  | 2  | 7   | 0 | .250 |
| Feb 20 | vs Canisius         | *2b  | 6   | 1  | 2  | 1   | 1  | 0  | 0  | 0  | 1  | 0  | 0   | 0   | 0  | 0   | 1  | 3  | 7   | 0 | .278 |
| Feb 25 | vs Bradley          | *2b  | 4   | 1  | 0  | 0   | 0  | 0  | 0  | 0  | 0  | 0  | 0   | 0   | 0  | 0   | 1  | 3  | 4   | 0 | .227 |
| Feb 26 | vs Bradley          | *2b  | 3   | 0  | 2  | 0   | 1  | 0  | 0  | 0  | 0  | 0  | 0   | 1   | 0  | 0   | 0  | 0  | 1   | 0 | .280 |
| Feb 26 | at Lipscomb         | *2b  | 3   | 4  | 2  | 0   | 1  | 0  | 0  | 2  | 0  | 0  | 0   | 0   | 0  | 0   | 0  | 2  | 2   | 0 | .321 |
| Feb 27 | at Lipscomb         | *2b  | 2   | 1  | 0  | 0   | 0  | 0  | 0  | 1  | 1  | 0  | 1   | 0   | 0  | 0   | 1  | 0  | 1   | 0 | .300 |
| Mar 04 | vs Army             | *2b  | 3   | 0  | 0  | 0   | 0  | 0  | 0  | 1  | 0  | 0  | 0   | 0   | 0  | 1   | 1  | 0  | 4   | 0 | .273 |
| Mar 11 | at North Carolina   | *2b  | 5   | 0  | 3  | 1   | 0  | 0  | 0  | 0  | 0  | 1  | 0   | 0   | 0  | 0   | 0  | 2  | 1   | 0 | .316 |
| Mar 12 | at North Carolina   | *2b  | 5   | 1  | 3  | 0   | 0  | 0  | 0  | 0  | 0  | 0  | 0   | 0   | 0  | 0   | 0  | 2  | 2   | 0 | .349 |
| Mar 13 | at North Carolina   | *2b  | 4   | 0  | 1  | 0   | 0  | 0  | 0  | 0  | 0  | 0  | 0   | 0   | 0  | 0   | 0  | 3  | 2   | 0 | .340 |
| Mar 15 | BUCKNELL            | *2b  | 4   | 2  | 2  | 1   | 1  | 0  | 0  | 1  | 1  | 0  | 0   | 0   | 0  | 0   | 0  | 0  | 3   | 0 | .353 |
| Mar 16 | YOUNGSTOWN STAT     | *2b  | 4   | 1  | 1  | 0   | 1  | 0  | 0  | 1  | 0  | 0  | 0   | 0   | 0  | 0   | 0  | 0  | 3   | 0 | .345 |
| Mar 18 | at Virginia Tech    | *2b  | 5   | 0  | 0  | 0   | 0  | 0  | 0  | 0  | 0  | 0  | 0   | 0   | 0  | 1   | 2  | 1  | 4   | 0 | .317 |
| Mar 19 | at Virginia Tech    | *2b  | 4   | 0  | 0  | 0   | 0  | 0  | 0  | 0  | 0  | 0  | 0   | 0   | 0  | 0   | 0  | 0  | 5   | 0 | .297 |
| Mar 20 | at Virginia Tech    | *2b  | 4   | 0  | 0  | 0   | 0  | 0  | 0  | 1  | 0  | 0  | 0   | 0   | 0  | 0   | 2  | 0  | 3   | 0 | .279 |
| Mar 25 | CLEMSON-1           | *2b  | 3   | 1  | 1  | 0   | 0  | 0  | 0  | 2  | 1  | 0  | 0   | 0   | 0  | 0   | 0  | 1  | 3   | 0 | .282 |
| Mar 25 | CLEMSON-2           | *2b  | 5   | 2  | 2  | 1   | 0  | 1  | 0  | 0  | 0  | 0  | 0   | 0   | 0  | 0   | 1  | 2  | 1   | 0 | .289 |
| Mar 30 | WEST VIRGINIA       | *2b  | 3   | 2  | 1  | 0   | 0  | 0  | 0  | 2  | 1  | 0  | 0   | 0   | 0  | 0   | 0  | 1  | 1   | 0 | .291 |
| Apr 02 | LOUISVILLE-1        | *2b  | 4   | 1  | 1  | 0   | 0  | 0  | 0  | 1  | 0  | 0  | 0   | 0   | 0  | 0   | 1  | 3  | 2   | 0 | .289 |
| Apr 02 | LOUISVILLE-2        | *2b  | 4   | 1  | 2  | 0   | 1  | 0  | 0  | 0  | 0  | 0  | 0   | 0   | 0  | 0   | 1  | 3  | 2   | 0 | .299 |
| Apr 03 | LOUISVILLE          | *2b  | 4   | 1  | 1  | 0   | 0  | 0  | 0  | 1  | 0  | 0  | 0   | 0   | 0  | 0   | 0  | 0  | 2   | 0 | .297 |
| Apr 06 | at Youngstown State | *2b  | 4   | 0  | 0  | 0   | 0  | 0  | 0  | 0  | 0  | 0  | 0   | 0   | 0  | 0   | 0  | 2  | 0   | 0 | .284 |
| Apr 08 | at Boston College   | *2b  | 5   | 2  | 2  | 2   | 0  | 1  | 0  | 0  | 0  | 0  | 0   | 0   | 0  | 0   | 1  | 3  | 4   | 0 | .290 |
| Apr 09 | at Boston College   | *2b  | 5   | 1  | 1  | 3   | 1  | 0  | 0  | 0  | 0  | 0  | 0   | 0   | 0  | 0   | 0  | 2  | 3   | 0 | .286 |
| Apr 10 | at Boston College   | *2b  | 3   | 1  | 1  | 2   | 1  | 0  | 0  | 2  | 1  | 0  | 0   | 0   | 0  | 0   | 1  | 1  | 3   | 0 | .287 |
| Apr 12 | at Kent State       | *2b  | 6   | 2  | 3  | 3   | 1  | 1  | 0  | 0  | 0  | 0  | 0   | 0   | 0  | 0   | 1  | 1  | 2   | 0 | .298 |
| Apr 15 | VIRGINIA            | *2b  | 3   | 1  | 0  | 0   | 0  | 0  | 0  | 1  | 0  | 0  | 0   | 1   | 0  | 0   | 1  | 1  | 1   | 0 | .291 |
| Apr 15 | VIRGINIA            | *2b  | 4   | 0  | 1  | 0   | 0  | 0  | 0  | 0  | 0  | 0  | 0   | 0   | 0  | 0   | 0  | 1  | 6   | 2 | .289 |
| Apr 17 | VIRGINIA            | *2b  | 5   | 0  | 2  | 0   | 1  | 0  | 0  | 0  | 0  | 1  | 0   | 0   | 0  | 0   | 1  | 2  | 4   | 0 | .294 |
| Apr 20 | vs West Virginia    | *2b  | 5   | 1  | 1  | 0   | 1  | 0  | 0  | 0  | 0  | 0  | 0   | 1   | 0  | 0   | 2  | 1  | 3   | 1 | .290 |
| Apr 22 | at Miami            | *3b  | 4   | 0  | 1  | 0   | 0  | 0  | 0  | 1  | 1  | 0  | 0   | 0   | 0  | 0   | 1  | 0  | 3   | 0 | .289 |
| Apr 23 | at Miami            | *3b  | 4   | 0  | 0  | 0   | 0  | 0  | 0  | 0  | 0  | 0  | 0   | 0   | 0  | 0   | 2  | 0  | 2   | 0 | .281 |
| Apr 24 | at Miami            | *3b  | 5   | 0  | 0  | 0   | 0  | 0  | 0  | 0  | 0  | 0  | 0   | 0   | 0  | 0   | 3  | 1  | 1   | 1 | .271 |
| Apr 29 | NORTH CAROLINA A&   | *3b  | 5   | 1  | 2  | 2   | 0  | 0  | 0  | 0  | 1  | 0  | 0   | 0   | 0  | 0   | 1  | 0  | 2   | 0 | .275 |
| Apr 30 | NORTH CAROLINA A&   | *3b  | 5   | 2  | 3  | 0   | 2  | 0  | 0  | 1  | 0  | 0  | 0   | 0   | 0  | 0   | 0  | 1  | 3   | 1 | .286 |
| Apr 30 | NORTH CAROLINA A&   | *3b  | 5   | 1  | 1  | 2   | 1  | 0  | 0  | 1  | 0  | 0  | 0   | 0   | 0  | 0   | 0  | 1  | 2   | 0 | .283 |
| May 04 | OAKLAND             | *3b  | 5   | 0  | 1  | 0   | 0  | 0  | 0  | 0  | 0  | 0  | 0   | 0   | 0  | 0   | 2  | 2  | 3   | 0 | .280 |
| May 07 | DUKE                | *2b  | 6   | 3  | 4  | 3   | 1  | 0  | 0  | 0  | 0  | 0  | 0   | 0   | 0  | 1   | 1  | 1  | 3   | 0 | .294 |
| May 08 | DUKE-1              | *2b  | 4   | 0  | 0  | 0   | 0  | 0  | 0  | 0  | 0  | 0  | 0   | 0   | 0  | 0   | 0  | 0  | 1   | 0 | .287 |
| May 08 | DUKE-2              | *2b  | 3   | 1  | 1  | 1   | 0  | 0  | 1  | 1  | 0  | 0  | 0   | 0   | 0  | 0   | 0  | 0  | 2   | 0 | .288 |
| May 10 | at West Virginia    | *2b  | 2   | 0  | 0  | 0   | 0  | 0  | 0  | 2  | 0  | 0  | 0   | 0   | 0  | 0   | 2  | 4  | 1   | 0 | .285 |
| May 13 | at Notre Dame       | *2b  | 4   | 1  | 1  | 1   | 0  | 0  | 0  | 1  | 0  | 0  | 0   | 0   | 0  | 0   | 1  | 1  | 2   | 0 | .284 |
| May 14 | at Notre Dame       | *2b  | 4   | 0  | 1  | 0   | 0  | 0  | 0  | 0  | 1  | 0  | 0   | 0   | 0  | 1   | 0  | 2  | 1   | 0 | .283 |
| May 15 | at Notre Dame       | *2b  | 4   | 0  | 2  | 1   | 0  | 0  | 0  | 0  | 1  | 0  | 1   | 0   | 0  | 0   | 1  | 2  | 4   | 0 | .288 |
| May 17 | vs Penn State       | *2b  | 4   | 1  | 2  | 3   | 1  | 0  | 0  | 0  | 0  | 0  | 1   | 0   | 0  | 0   | 1  | 0  | 2   | 0 | .292 |
| May 19 | GEORGIA TECH        | *2b  | 4   | 1  | 1  | 0   | 0  | 0  | 0  | 1  | 0  | 0  | 0   | 0   | 0  | 0   | 0  | 3  | 2   | 0 | .291 |
| May 20 | GEORGIA TECH        | *2b  | 3   | 0  | 0  | 0   | 0  | 0  | 0  | 1  | 0  | 0  | 0   | 0   | 0  | 0   | 1  | 1  | 3   | 0 | .287 |
| May 21 | GEORGIA TECH        | *2b  | 3   | 2  | 0  | 0   | 0  | 0  | 0  | 2  | 0  | 0  | 0   | 0   | 0  | 0   | 1  | 1  | 3   | 0 | .283 |
| Totals |                     | 50gs | 205 | 44 | 58 | 31  | 17 | 3  | 2  | 28 | 10 | 2  | 3   | 3   | 0  | 4   | 36 | 62 | 133 | 5 | .283 |

| WEHLER'S CAREER STATS |      |       |     |    |    |    |    |    |     |    |      |    |    |    |     |      |    |    |    |    |     |   |      |
|-----------------------|------|-------|-----|----|----|----|----|----|-----|----|------|----|----|----|-----|------|----|----|----|----|-----|---|------|
| YEAR                  | AVG  | GP-GS | AB  | R  | H  | 2B | 3B | HR | RBI | TB | SLG% | BB | HP | SO | GDP | OB%  | SF | SH | SB | PO | A   | E | FLD% |
| 2022                  | .283 | 50-50 | 205 | 44 | 58 | 17 | 3  | 2  | 31  | 87 | .424 | 28 | 3  | 36 | 4   | .377 | 0  | 3  | 10 | 62 | 133 | 5 | .975 |
| Total                 | .283 | 50-50 | 205 | 44 | 58 | 17 | 3  | 2  | 31  | 87 | .424 | 28 | 3  | 36 | 4   | .377 | 0  | 3  | 10 | 62 | 133 | 5 | .975 |



# SKY DUFF

#3

 INF • L/R • JR • 5-9 • 180  
 SHAMONG, NJ • BISHOP EUSTACE PREP

## DUFF'S CAREER HIGHS

 Runs.....3.....2x, last, vs. Canisius, 2/19/22  
 Hits.....4.....3x, North Carolina, 4/18/21  
 2Bs.....2.....5x, last, vs. NC State, 5/15/21  
 3Bs.....1.....2x, last, vs. NC State, 5/16/21  
 HRs.....1.....5x, last, at Youngstown State, 4/6/22  
 RBI.....5.....vs. Saint Peter's, 3/2/19  
 Walks.....4.....vs. Villanova, 2/15/19  
 Steals.....2.....vs. NC State, 5/27/21  
 Putouts.....4.....vs. Eastern Michigan, 2/21/20  
 Assists.....6.....North Carolina, 4/17/21

### #3 Sky Duff - 45 games (All games)

| Date   | Opponent            | Pos  | AB  | R  | H  | RBI | 2B | 3B | HR | BB | SB | CS | HBP | SAC | SF | GDP | K  | PO | A  | E | Avgr |
|--------|---------------------|------|-----|----|----|-----|----|----|----|----|----|----|-----|-----|----|-----|----|----|----|---|------|
| Feb 18 | vs Canisius         | *3b  | 2   | 0  | 0  | 0   | 0  | 0  | 0  | 2  | 0  | 1  | 0   | 0   | 0  | 0   | 2  | 0  | 1  | 0 | .000 |
| Feb 19 | vs Canisius-1       | *3b  | 3   | 3  | 2  | 2   | 0  | 0  | 0  | 2  | 0  | 0  | 0   | 0   | 0  | 0   | 0  | 0  | 1  | 0 | .400 |
| Feb 19 | vs Canisius-2       | *3b  | 2   | 1  | 1  | 1   | 0  | 0  | 0  | 2  | 0  | 0  | 0   | 0   | 0  | 0   | 0  | 1  | 1  | 0 | .429 |
| Feb 20 | vs Canisius         | *3b  | 3   | 2  | 0  | 0   | 0  | 0  | 0  | 3  | 0  | 0  | 0   | 0   | 0  | 0   | 2  | 0  | 2  | 1 | .300 |
| Feb 25 | vs Bradley          | *3b  | 4   | 0  | 1  | 1   | 0  | 0  | 0  | 0  | 0  | 0  | 0   | 0   | 0  | 0   | 0  | 0  | 1  | 1 | .286 |
| Feb 26 | vs Bradley          | *3b  | 4   | 1  | 2  | 0   | 0  | 0  | 0  | 0  | 0  | 1  | 0   | 0   | 0  | 1   | 0  | 0  | 1  | 0 | .333 |
| Feb 26 | at Lipscomb         | *3b  | 3   | 1  | 0  | 0   | 0  | 0  | 0  | 2  | 0  | 0  | 0   | 0   | 0  | 0   | 2  | 0  | 2  | 0 | .286 |
| Feb 27 | at Lipscomb         | *3b  | 4   | 0  | 0  | 0   | 0  | 0  | 0  | 0  | 0  | 0  | 1   | 0   | 0  | 0   | 2  | 1  | 4  | 0 | .240 |
| Mar 04 | vs Army             | *3b  | 3   | 0  | 2  | 0   | 0  | 0  | 0  | 1  | 0  | 0  | 0   | 0   | 0  | 0   | 0  | 1  | 0  | 0 | .286 |
| Mar 05 | vs Ohio State       | *3b  | 3   | 0  | 1  | 1   | 1  | 0  | 0  | 0  | 0  | 0  | 0   | 0   | 1  | 0   | 0  | 0  | 2  | 0 | .290 |
| Mar 06 | vs Campbell         | *3b  | 5   | 2  | 3  | 0   | 0  | 0  | 0  | 0  | 0  | 0  | 1   | 0   | 0  | 0   | 0  | 1  | 1  | 0 | .333 |
| Mar 09 | at High Point       | *3b  | 4   | 2  | 2  | 1   | 0  | 0  | 0  | 2  | 1  | 0  | 0   | 0   | 0  | 0   | 1  | 0  | 0  | 0 | .350 |
| Mar 11 | at North Carolina   | *3b  | 5   | 1  | 1  | 0   | 1  | 0  | 0  | 0  | 0  | 0  | 0   | 0   | 0  | 0   | 1  | 1  | 1  | 0 | .333 |
| Mar 12 | at North Carolina   | *3b  | 5   | 0  | 2  | 0   | 1  | 0  | 0  | 0  | 0  | 0  | 0   | 0   | 0  | 0   | 2  | 1  | 1  | 0 | .340 |
| Mar 13 | at North Carolina   | *3b  | 5   | 1  | 1  | 2   | 0  | 0  | 1  | 0  | 0  | 0  | 0   | 0   | 0  | 0   | 3  | 1  | 0  | 0 | .327 |
| Mar 15 | BUCKNELL            | *3b  | 3   | 0  | 0  | 0   | 0  | 0  | 0  | 1  | 0  | 0  | 1   | 0   | 0  | 0   | 1  | 0  | 1  | 0 | .310 |
| Mar 16 | YOUNGSTOWN STAT     | *3b  | 4   | 0  | 0  | 0   | 0  | 0  | 0  | 1  | 0  | 1  | 0   | 0   | 0  | 0   | 2  | 0  | 2  | 0 | .290 |
| Mar 18 | at Virginia Tech    | *3b  | 3   | 2  | 1  | 0   | 0  | 0  | 0  | 1  | 0  | 0  | 0   | 0   | 0  | 0   | 1  | 0  | 0  | 0 | .292 |
| Mar 19 | at Virginia Tech    | *3b  | 4   | 0  | 2  | 1   | 0  | 0  | 0  | 0  | 0  | 0  | 0   | 0   | 0  | 1   | 0  | 0  | 1  | 0 | .304 |
| Mar 20 | at Virginia Tech    | *3b  | 3   | 0  | 1  | 0   | 0  | 0  | 0  | 1  | 0  | 0  | 0   | 0   | 0  | 0   | 1  | 0  | 1  | 1 | .306 |
| Mar 25 | CLEMSON-1           | *3b  | 4   | 0  | 0  | 0   | 0  | 0  | 0  | 1  | 0  | 0  | 0   | 0   | 0  | 0   | 0  | 0  | 1  | 1 | .289 |
| Mar 25 | CLEMSON-2           | *3b  | 5   | 1  | 3  | 1   | 0  | 0  | 0  | 0  | 0  | 0  | 0   | 0   | 0  | 0   | 2  | 0  | 3  | 0 | .309 |
| Mar 30 | WEST VIRGINIA       | *3b  | 4   | 1  | 1  | 1   | 0  | 0  | 0  | 1  | 0  | 0  | 0   | 0   | 0  | 0   | 2  | 2  | 3  | 0 | .306 |
| Apr 02 | LOUISVILLE-1        | *3b  | 3   | 2  | 2  | 1   | 1  | 0  | 0  | 1  | 0  | 0  | 0   | 0   | 0  | 0   | 0  | 0  | 4  | 0 | .318 |
| Apr 02 | LOUISVILLE-2        | *3b  | 3   | 0  | 0  | 0   | 0  | 0  | 0  | 1  | 0  | 0  | 0   | 0   | 0  | 0   | 0  | 0  | 3  | 0 | .308 |
| Apr 03 | LOUISVILLE          | *3b  | 5   | 1  | 2  | 0   | 0  | 0  | 0  | 0  | 0  | 0  | 0   | 0   | 0  | 0   | 2  | 0  | 3  | 0 | .312 |
| Apr 06 | at Youngstown State | *3b  | 5   | 2  | 1  | 1   | 0  | 0  | 1  | 0  | 0  | 0  | 0   | 0   | 0  | 0   | 0  | 1  | 2  | 0 | .307 |
| Apr 08 | at Boston College   | *3b  | 5   | 0  | 1  | 2   | 1  | 0  | 0  | 0  | 0  | 0  | 0   | 0   | 0  | 0   | 2  | 1  | 1  | 0 | .302 |
| Apr 09 | at Boston College   | *3b  | 4   | 1  | 1  | 0   | 0  | 0  | 0  | 1  | 0  | 0  | 0   | 0   | 0  | 2   | 0  | 0  | 2  | 0 | .300 |
| Apr 10 | at Boston College   | *3b  | 3   | 1  | 1  | 0   | 0  | 0  | 0  | 2  | 0  | 0  | 0   | 0   | 0  | 0   | 1  | 0  | 1  | 0 | .301 |
| Apr 12 | at Kent State       | *3b  | 3   | 2  | 1  | 1   | 1  | 0  | 0  | 2  | 0  | 0  | 0   | 0   | 0  | 0   | 0  | 1  | 1  | 0 | .302 |
| Apr 15 | VIRGINIA            | *3b  | 4   | 0  | 1  | 0   | 1  | 0  | 0  | 1  | 0  | 0  | 0   | 0   | 0  | 0   | 2  | 1  | 2  | 0 | .300 |
| Apr 15 | VIRGINIA            | *3b  | 3   | 0  | 0  | 0   | 0  | 0  | 0  | 1  | 0  | 0  | 0   | 0   | 0  | 0   | 0  | 1  | 4  | 0 | .293 |
| Apr 17 | VIRGINIA            | *3b  | 2   | 0  | 0  | 0   | 0  | 0  | 0  | 1  | 0  | 0  | 0   | 0   | 0  | 0   | 0  | 1  | 2  | 0 | .288 |
| May 07 | DUKE                | *3b  | 2   | 2  | 0  | 0   | 0  | 0  | 0  | 3  | 0  | 0  | 0   | 0   | 0  | 0   | 1  | 1  | 2  | 0 | .283 |
| May 08 | DUKE-1              | *3b  | 4   | 0  | 2  | 1   | 0  | 0  | 0  | 0  | 0  | 0  | 0   | 0   | 0  | 0   | 2  | 1  | 0  | 0 | .290 |
| May 08 | DUKE-2              | *3b  | 4   | 1  | 3  | 1   | 0  | 0  | 0  | 1  | 0  | 0  | 0   | 0   | 0  | 0   | 0  | 0  | 1  | 1 | .304 |
| May 10 | at West Virginia    | *3b  | 3   | 0  | 0  | 0   | 0  | 0  | 0  | 1  | 0  | 0  | 0   | 0   | 0  | 0   | 0  | 0  | 1  | 0 | .297 |
| May 13 | at Notre Dame       | *3b  | 3   | 0  | 1  | 0   | 0  | 0  | 0  | 0  | 0  | 0  | 1   | 0   | 0  | 0   | 1  | 1  | 2  | 0 | .298 |
| May 14 | at Notre Dame       | *3b  | 3   | 0  | 1  | 0   | 1  | 0  | 0  | 1  | 0  | 0  | 0   | 0   | 0  | 0   | 1  | 2  | 1  | 0 | .299 |
| May 15 | at Notre Dame       | *3b  | 4   | 0  | 1  | 0   | 0  | 0  | 0  | 0  | 0  | 0  | 0   | 0   | 0  | 0   | 1  | 1  | 1  | 1 | .297 |
| May 17 | vs Penn State       | *3b  | 3   | 0  | 0  | 0   | 0  | 0  | 0  | 2  | 0  | 0  | 0   | 0   | 0  | 0   | 2  | 0  | 2  | 0 | .291 |
| May 19 | GEORGIA TECH        | *3b  | 5   | 1  | 3  | 2   | 0  | 0  | 0  | 0  | 0  | 1  | 0   | 0   | 0  | 0   | 0  | 0  | 2  | 0 | .301 |
| May 20 | GEORGIA TECH        | *3b  | 4   | 0  | 0  | 0   | 0  | 0  | 0  | 0  | 0  | 0  | 0   | 0   | 0  | 0   | 2  | 1  | 2  | 0 | .294 |
| May 21 | GEORGIA TECH        | *3b  | 4   | 0  | 0  | 0   | 0  | 0  | 0  | 1  | 0  | 0  | 0   | 0   | 0  | 0   | 1  | 0  | 1  | 0 | .287 |
| Totals |                     | 45gs | 164 | 31 | 47 | 20  | 8  | 0  | 2  | 39 | 1  | 4  | 4   | 0   | 1  | 4   | 42 | 22 | 70 | 6 | .287 |

On base pct. .433 • Slugging pct. .372

## DUFF'S CAREER STATS

| YEAR  | AVG  | GP-GS   | AB  | R   | H   | 2B | 3B | HR | RBI | TB  | SLG% | BB  | HP | SO  | GDP | OB%  | SF | SH | SB | PO | A   | E  | FLD% |
|-------|------|---------|-----|-----|-----|----|----|----|-----|-----|------|-----|----|-----|-----|------|----|----|----|----|-----|----|------|
| 2019  | .260 | 52-48   | 181 | 29  | 47  | 8  | 1  | 0  | 21  | 57  | .315 | 40  | 2  | 37  | 6   | .397 | 1  | 1  | 5  | 19 | 49  | 9  | .883 |
| 2020  | .306 | 16-16   | 49  | 10  | 15  | 4  | 0  | 1  | 9   | 22  | .449 | 19  | 1  | 15  | 1   | .507 | 0  | 1  | 0  | 26 | 25  | 1  | .981 |
| 2021  | .366 | 42-40   | 164 | 36  | 60  | 18 | 1  | 2  | 19  | 86  | .524 | 24  | 5  | 48  | 0   | .461 | 0  | 1  | 4  | 23 | 55  | 6  | .929 |
| 2022  | .287 | 45-45   | 164 | 31  | 47  | 8  | 0  | 2  | 20  | 61  | .372 | 39  | 4  | 42  | 4   | .433 | 1  | 0  | 1  | 22 | 70  | 6  | .939 |
| Total | .303 | 155-149 | 558 | 106 | 169 | 38 | 2  | 5  | 69  | 226 | .405 | 122 | 12 | 142 | 11  | .437 | 2  | 3  | 10 | 90 | 199 | 22 | .929 |





# JORDAN ANDERSON

#5

OF • R/R • SR • 6-1 • 185  
MADISON, AL • JAMES CLEMENS

Pitt

ACC

## ANDERSON'S CAREER HIGHS

Runs ..... 3 ..... vs. Campbell, 3/6/22  
 Hits ..... 3 ..... 2x, last, at Boston College, 4/8/22  
 2Bs ..... 1 ..... 9x, last, Duke, 5/7/22  
 3Bs ..... 1 ..... 2x, last, North Carolina, 4/17/21  
 HRs ..... -- .....  
 RBI ..... 3 ..... No. 22 Virginia Tech, 3/28/21  
 Walks ..... 2 ..... 6x, last, at No. 8 Notre Dame, 5/14/22  
 Steals ..... 2 ..... 2x, last, No. 22 Virginia Tech, 3/28/21  
 Putouts ..... 7 ..... West Virginia, 4/6/21  
 Assists ..... 1 ..... 3x, last, at West Virginia, 5/10/22

## #5 Jordan Anderson - 36 games (All games)

| Date   | Opponent            | Pos   | AB | R  | H  | RBI | 2B | 3B | HR | BB | SB | CS | HBP | SAC | SF | GDP | K  | PO | A | E | Avg  |
|--------|---------------------|-------|----|----|----|-----|----|----|----|----|----|----|-----|-----|----|-----|----|----|---|---|------|
| Feb 18 | vs Canisius         | *of   | 3  | 0  | 0  | 0   | 0  | 0  | 0  | 1  | 0  | 0  | 0   | 0   | 0  | 0   | 0  | 2  | 0 | 0 | .000 |
| Feb 19 | vs Canisius-1       | *of   | 3  | 0  | 0  | 0   | 0  | 0  | 0  | 1  | 0  | 0  | 0   | 0   | 0  | 0   | 1  | 0  | 0 | 0 | .000 |
| Feb 19 | vs Canisius-2       | ph/of | 1  | 0  | 0  | 0   | 0  | 0  | 0  | 0  | 0  | 0  | 0   | 0   | 0  | 0   | 0  | 0  | 0 | 0 | .000 |
| Feb 20 | vs Canisius         | *of   | 4  | 1  | 0  | 0   | 0  | 0  | 0  | 0  | 1  | 0  | 1   | 0   | 0  | 0   | 1  | 3  | 0 | 0 | .000 |
| Feb 25 | vs Bradley          | *of   | 1  | 0  | 1  | 1   | 0  | 0  | 0  | 0  | 0  | 0  | 0   | 2   | 0  | 0   | 0  | 4  | 0 | 0 | .083 |
| Feb 26 | vs Bradley          | *of   | 3  | 0  | 1  | 0   | 1  | 0  | 0  | 0  | 0  | 0  | 0   | 0   | 0  | 1   | 0  | 2  | 0 | 0 | .133 |
| Feb 26 | at Lipscomb         | *of   | 5  | 0  | 0  | 0   | 0  | 0  | 0  | 0  | 0  | 0  | 0   | 0   | 0  | 1   | 0  | 3  | 0 | 0 | .100 |
| Feb 27 | at Lipscomb         | *of   | 5  | 0  | 1  | 0   | 0  | 0  | 0  | 0  | 0  | 1  | 0   | 0   | 0  | 0   | 0  | 2  | 0 | 0 | .120 |
| Mar 04 | vs Army             | *of   | 3  | 1  | 1  | 0   | 0  | 0  | 0  | 0  | 0  | 0  | 0   | 0   | 0  | 0   | 1  | 3  | 1 | 0 | .143 |
| Mar 05 | vs Ohio State       | *of   | 3  | 1  | 1  | 0   | 0  | 0  | 0  | 1  | 0  | 0  | 0   | 0   | 0  | 0   | 1  | 2  | 0 | 0 | .161 |
| Mar 06 | vs Campbell         | *of   | 5  | 3  | 2  | 0   | 0  | 0  | 0  | 1  | 0  | 0  | 0   | 0   | 0  | 0   | 1  | 5  | 0 | 0 | .194 |
| Mar 09 | at High Point       | *of   | 5  | 1  | 0  | 0   | 0  | 0  | 0  | 1  | 0  | 0  | 0   | 0   | 0  | 0   | 1  | 3  | 0 | 0 | .171 |
| Mar 11 | at North Carolina   | *of   | 3  | 0  | 1  | 1   | 0  | 0  | 0  | 0  | 0  | 0  | 0   | 0   | 0  | 0   | 0  | 2  | 0 | 0 | .182 |
| Mar 12 | at North Carolina   | *of   | 3  | 0  | 0  | 1   | 0  | 0  | 0  | 0  | 0  | 0  | 0   | 0   | 1  | 0   | 1  | 3  | 0 | 0 | .170 |
| Mar 13 | at North Carolina   | *of   | 3  | 0  | 0  | 0   | 0  | 0  | 0  | 0  | 0  | 0  | 0   | 0   | 0  | 0   | 0  | 1  | 0 | 0 | .160 |
| Mar 18 | at Virginia Tech    | of    | 0  | 0  | 0  | 0   | 0  | 0  | 0  | 0  | 0  | 0  | 0   | 0   | 0  | 0   | 0  | 0  | 0 | 0 | .160 |
| Mar 19 | at Virginia Tech    | ph/of | 1  | 0  | 0  | 0   | 0  | 0  | 0  | 0  | 0  | 0  | 0   | 0   | 0  | 1   | 0  | 0  | 0 | 0 | .157 |
| Mar 30 | WEST VIRGINIA       | of    | 0  | 0  | 0  | 0   | 0  | 0  | 0  | 0  | 0  | 0  | 0   | 0   | 0  | 0   | 0  | 0  | 0 | 0 | .157 |
| Apr 02 | LOUISVILLE-2        | dh    | 1  | 0  | 0  | 0   | 0  | 0  | 0  | 0  | 0  | 0  | 0   | 0   | 0  | 0   | 0  | 0  | 0 | 0 | .154 |
| Apr 03 | LOUISVILLE          | of    | 0  | 0  | 0  | 0   | 0  | 0  | 0  | 1  | 0  | 0  | 0   | 0   | 0  | 0   | 0  | 0  | 0 | 0 | .154 |
| Apr 06 | at Youngstown State | *of   | 4  | 0  | 0  | 0   | 0  | 0  | 0  | 0  | 0  | 0  | 0   | 0   | 0  | 0   | 1  | 3  | 0 | 0 | .143 |
| Apr 08 | at Boston College   | *of   | 4  | 2  | 3  | 1   | 1  | 0  | 0  | 0  | 0  | 0  | 0   | 0   | 0  | 0   | 0  | 2  | 0 | 0 | .183 |
| Apr 09 | at Boston College   | *of   | 3  | 0  | 0  | 0   | 0  | 0  | 0  | 0  | 0  | 0  | 0   | 0   | 0  | 0   | 0  | 2  | 0 | 0 | .175 |
| Apr 10 | at Boston College   | *of   | 3  | 0  | 1  | 2   | 0  | 0  | 0  | 0  | 0  | 0  | 0   | 0   | 1  | 0   | 0  | 2  | 0 | 0 | .182 |
| Apr 22 | at Miami            | *of   | 5  | 0  | 1  | 0   | 0  | 0  | 0  | 0  | 0  | 0  | 0   | 0   | 0  | 0   | 3  | 3  | 0 | 0 | .183 |
| Apr 23 | at Miami            | *of   | 2  | 0  | 0  | 0   | 0  | 0  | 0  | 0  | 0  | 0  | 0   | 0   | 0  | 0   | 0  | 3  | 0 | 0 | .178 |
| Apr 24 | at Miami            | *of   | 3  | 1  | 2  | 2   | 0  | 0  | 0  | 1  | 0  | 0  | 0   | 0   | 0  | 0   | 1  | 2  | 0 | 0 | .197 |
| Apr 29 | NORTH CAROLINA A&   | *of   | 4  | 0  | 0  | 0   | 0  | 0  | 0  | 0  | 0  | 0  | 0   | 0   | 0  | 0   | 1  | 1  | 0 | 0 | .188 |
| May 07 | DUKE                | *of   | 3  | 1  | 2  | 1   | 1  | 0  | 0  | 0  | 0  | 0  | 1   | 1   | 0  | 0   | 1  | 2  | 0 | 0 | .205 |
| May 08 | DUKE-1              | *of   | 2  | 0  | 0  | 0   | 0  | 0  | 0  | 1  | 0  | 0  | 1   | 0   | 0  | 1   | 0  | 4  | 0 | 0 | .200 |
| May 08 | DUKE-2              | *of   | 2  | 0  | 0  | 0   | 0  | 0  | 0  | 0  | 0  | 0  | 1   | 0   | 0  | 0   | 1  | 1  | 0 | 0 | .195 |
| May 10 | at West Virginia    | *of   | 2  | 0  | 0  | 0   | 0  | 0  | 0  | 0  | 0  | 0  | 0   | 0   | 0  | 0   | 1  | 0  | 1 | 0 | .191 |
| May 13 | at Notre Dame       | *of   | 2  | 0  | 0  | 0   | 0  | 0  | 0  | 0  | 0  | 0  | 0   | 0   | 0  | 0   | 0  | 0  | 0 | 0 | .187 |
| May 14 | at Notre Dame       | *of   | 0  | 1  | 0  | 0   | 0  | 0  | 0  | 2  | 0  | 0  | 0   | 0   | 0  | 0   | 0  | 1  | 0 | 1 | .187 |
| May 15 | at Notre Dame       | *of   | 1  | 0  | 0  | 0   | 0  | 0  | 0  | 0  | 0  | 0  | 0   | 1   | 0  | 0   | 0  | 1  | 0 | 0 | .185 |
| May 21 | GEORGIA TECH        | *of   | 4  | 0  | 2  | 0   | 0  | 0  | 0  | 0  | 0  | 0  | 0   | 0   | 0  | 0   | 0  | 4  | 0 | 1 | .198 |
| Totals |                     | 30gs  | 96 | 12 | 19 | 9   | 3  | 0  | 0  | 10 | 1  | 1  | 4   | 4   | 2  | 4   | 16 | 66 | 2 | 2 | .198 |

On base pct. .295 • Slugging pct. .229

## ANDERSON'S CAREER STATS

| YEAR  | AVG  | GP-GS | AB  | R  | H  | 2B | 3B | HR | RBI | TB | SLG% | BB | HP | SO | GDP | OB%  | SF | SH | SB | PO  | A | E | FLD%  |
|-------|------|-------|-----|----|----|----|----|----|-----|----|------|----|----|----|-----|------|----|----|----|-----|---|---|-------|
| 2020  | .206 | 16-16 | 63  | 10 | 13 | 3  | 1  | 0  | 2   | 18 | .286 | 8  | 2  | 13 | 1   | .311 | 1  | 1  | 6  | 31  | 0 | 1 | .969  |
| 2021  | .250 | 37-33 | 100 | 16 | 25 | 3  | 1  | 0  | 9   | 30 | .300 | 14 | 6  | 34 | 1   | .375 | 0  | 5  | 8  | 79  | 1 | 0 | 1.000 |
| 2022  | .198 | 36-30 | 96  | 12 | 19 | 3  | 0  | 0  | 9   | 22 | .229 | 10 | 4  | 16 | 4   | .295 | 2  | 4  | 1  | 66  | 2 | 2 | .971  |
| Total | .220 | 89-79 | 259 | 38 | 57 | 9  | 2  | 0  | 20  | 70 | .270 | 32 | 12 | 63 | 6   | .330 | 3  | 10 | 15 | 176 | 3 | 3 | .984  |



# DOM POPA

#6

OF • L/L • SO • 5-11 • 170  
PITTSBURGH, PA • SETON-LASALLE

Pitt

ACC

## POPA'S CAREER HIGHS

Runs.....2.....2x, last, North Carolina A&T (G2), 4/30/22  
 Hits.....3.....at No. 5 Miami, 4/23/22  
 2Bs.....1.....5x, last, Georgia Tech, 5/20/22  
 3Bs.....1.....vs. West Virginia, 4/20/22  
 HRs.....--.....  
 RBI.....2.....at Kent State, 4/12/22  
 Walks.....2.....4x, last, North Carolina A&T (G2), 4/30/22  
 Steals.....1.....vs. West Virginia, 4/20/22  
 Putouts.....4.....2x, last, Georgia Tech, 5/19/22  
 Assists.....--.....

## #6 Dom Popa - 32 games (All games)

| Date   | Opponent          | Pos    | AB | R  | H  | RBI | 2B | 3B | HR | BB | SB | CS | HBP | SAC | SF | GDP | K  | PO | A | E | Avg   |
|--------|-------------------|--------|----|----|----|-----|----|----|----|----|----|----|-----|-----|----|-----|----|----|---|---|-------|
| Feb 18 | vs Canisius       | ph     | 0  | 0  | 0  | 0   | 0  | 0  | 0  | 0  | 0  | 0  | 1   | 0   | 0  | 0   | 0  | 0  | 0 | 0 | .000  |
| Feb 26 | vs Bradley        | pr     | 0  | 0  | 0  | 0   | 0  | 0  | 0  | 0  | 0  | 0  | 0   | 0   | 0  | 0   | 0  | 0  | 0 | 0 | .000  |
| Feb 26 | at Lipscomb       | ph/of  | 0  | 1  | 0  | 0   | 0  | 0  | 0  | 1  | 0  | 0  | 0   | 0   | 0  | 0   | 0  | 1  | 0 | 0 | .000  |
| Feb 27 | at Lipscomb       | pr/of  | 0  | 0  | 0  | 0   | 0  | 0  | 0  | 0  | 0  | 0  | 0   | 0   | 0  | 0   | 0  | 0  | 0 | 0 | .000  |
| Mar 09 | at High Point     | ph/of  | 1  | 0  | 1  | 0   | 0  | 0  | 0  | 0  | 0  | 0  | 0   | 0   | 0  | 0   | 0  | 1  | 0 | 0 | 1.000 |
| Mar 12 | at North Carolina | pr     | 0  | 0  | 0  | 0   | 0  | 0  | 0  | 0  | 0  | 0  | 0   | 0   | 0  | 0   | 0  | 0  | 0 | 0 | 1.000 |
| Mar 15 | BUCKNELL          | of     | 0  | 0  | 0  | 0   | 0  | 0  | 0  | 0  | 0  | 0  | 1   | 0   | 0  | 0   | 0  | 1  | 0 | 0 | 1.000 |
| Mar 19 | at Virginia Tech  | ph/of  | 2  | 0  | 0  | 0   | 0  | 0  | 0  | 0  | 0  | 0  | 0   | 0   | 0  | 0   | 2  | 0  | 0 | 0 | .333  |
| Apr 02 | LOUISVILLE-2      | ph     | 0  | 1  | 0  | 0   | 0  | 0  | 0  | 0  | 0  | 0  | 1   | 0   | 0  | 0   | 0  | 0  | 0 | 0 | .333  |
| Apr 09 | at Boston College | pr     | 0  | 1  | 0  | 0   | 0  | 0  | 0  | 0  | 0  | 0  | 0   | 0   | 0  | 0   | 0  | 0  | 0 | 0 | .333  |
| Apr 12 | at Kent State     | *of/of | 3  | 2  | 0  | 2   | 0  | 0  | 0  | 2  | 0  | 0  | 0   | 0   | 0  | 0   | 1  | 2  | 0 | 0 | .167  |
| Apr 15 | VIRGINIA          | *of    | 2  | 0  | 0  | 0   | 0  | 0  | 0  | 2  | 0  | 0  | 0   | 0   | 0  | 0   | 1  | 4  | 0 | 0 | .125  |
| Apr 15 | VIRGINIA          | *of    | 4  | 0  | 0  | 0   | 0  | 0  | 0  | 0  | 0  | 0  | 0   | 0   | 0  | 0   | 1  | 2  | 0 | 0 | .083  |
| Apr 17 | VIRGINIA          | *of    | 1  | 0  | 0  | 0   | 0  | 0  | 0  | 1  | 0  | 0  | 0   | 1   | 0  | 0   | 1  | 1  | 0 | 0 | .077  |
| Apr 20 | vs West Virginia  | *of    | 3  | 0  | 1  | 1   | 0  | 1  | 0  | 2  | 1  | 0  | 0   | 0   | 0  | 0   | 1  | 3  | 0 | 0 | .125  |
| Apr 22 | at Miami          | *of    | 3  | 0  | 0  | 0   | 0  | 0  | 0  | 0  | 0  | 0  | 0   | 0   | 0  | 0   | 2  | 1  | 0 | 0 | .105  |
| Apr 23 | at Miami          | *of    | 3  | 0  | 3  | 0   | 1  | 0  | 0  | 0  | 0  | 0  | 0   | 0   | 0  | 0   | 0  | 1  | 0 | 0 | .227  |
| Apr 24 | at Miami          | *of    | 3  | 1  | 1  | 1   | 0  | 0  | 0  | 0  | 0  | 0  | 1   | 0   | 0  | 0   | 2  | 1  | 0 | 0 | .240  |
| Apr 29 | NORTH CAROLINA A& | pr     | 0  | 1  | 0  | 0   | 0  | 0  | 0  | 0  | 0  | 0  | 0   | 0   | 0  | 0   | 0  | 0  | 0 | 0 | .240  |
| Apr 30 | NORTH CAROLINA A& | *of    | 4  | 1  | 1  | 0   | 0  | 0  | 0  | 1  | 0  | 0  | 0   | 0   | 0  | 0   | 2  | 1  | 0 | 0 | .241  |
| Apr 30 | NORTH CAROLINA A& | *of/of | 3  | 2  | 0  | 0   | 0  | 0  | 0  | 2  | 1  | 0  | 0   | 0   | 0  | 0   | 1  | 3  | 0 | 0 | .219  |
| May 04 | OAKLAND           | *of/of | 2  | 0  | 2  | 0   | 1  | 0  | 0  | 0  | 0  | 0  | 2   | 0   | 0  | 0   | 0  | 0  | 0 | 0 | .265  |
| May 07 | DUKE              | of     | 0  | 0  | 0  | 0   | 0  | 0  | 0  | 0  | 0  | 0  | 0   | 0   | 0  | 0   | 0  | 1  | 0 | 0 | .265  |
| May 08 | DUKE-2            | of     | 2  | 1  | 1  | 1   | 1  | 0  | 0  | 0  | 0  | 0  | 0   | 0   | 0  | 0   | 1  | 0  | 0 | 0 | .278  |
| May 10 | at West Virginia  | ph/of  | 1  | 0  | 0  | 0   | 0  | 0  | 0  | 0  | 0  | 0  | 0   | 0   | 0  | 0   | 1  | 0  | 0 | 0 | .270  |
| May 13 | at Notre Dame     | ph/of  | 1  | 0  | 0  | 0   | 0  | 0  | 0  | 0  | 0  | 0  | 0   | 0   | 0  | 0   | 0  | 0  | 0 | 0 | .263  |
| May 14 | at Notre Dame     | of     | 1  | 0  | 1  | 0   | 0  | 0  | 0  | 0  | 0  | 0  | 0   | 0   | 0  | 0   | 0  | 2  | 0 | 0 | .282  |
| May 15 | at Notre Dame     | ph/of  | 2  | 1  | 1  | 1   | 1  | 0  | 0  | 0  | 0  | 0  | 0   | 0   | 0  | 0   | 1  | 1  | 0 | 0 | .293  |
| May 17 | vs Penn State     | *of    | 3  | 0  | 0  | 0   | 0  | 0  | 0  | 0  | 0  | 0  | 0   | 0   | 0  | 0   | 1  | 2  | 0 | 0 | .273  |
| May 19 | GEORGIA TECH      | *of    | 3  | 1  | 0  | 0   | 0  | 0  | 0  | 1  | 0  | 0  | 0   | 0   | 0  | 0   | 1  | 4  | 0 | 0 | .255  |
| May 20 | GEORGIA TECH      | *of    | 4  | 1  | 2  | 1   | 1  | 0  | 0  | 0  | 0  | 0  | 0   | 0   | 0  | 0   | 0  | 1  | 0 | 0 | .275  |
| May 21 | GEORGIA TECH      | pr/of  | 0  | 1  | 0  | 0   | 0  | 0  | 0  | 0  | 0  | 0  | 0   | 0   | 0  | 0   | 0  | 0  | 0 | 0 | .275  |
| Totals |                   | 14gs   | 51 | 15 | 14 | 7   | 5  | 1  | 0  | 12 | 2  | 0  | 6   | 1   | 0  | 0   | 19 | 33 | 0 | 0 | .275  |

On base pct. .464 • Slugging pct. .412

## POPA'S CAREER STATS

| YEAR  | AVG  | GP-GS | AB | R  | H  | 2B | 3B | HR | RBI | TB | SLG% | BB | HP | SO | GDP | OB%  | SF | SH | SB | PO | A | E | FLD%  |
|-------|------|-------|----|----|----|----|----|----|-----|----|------|----|----|----|-----|------|----|----|----|----|---|---|-------|
| 2021  | .000 | 12-0  | 6  | 4  | 0  | 0  | 0  | 0  | 0   | 0  | .000 | 1  | 1  | 3  | 0   | .250 | 0  | 0  | 0  | 1  | 0 | 0 | 1.000 |
| 2022  | .275 | 32-14 | 51 | 15 | 14 | 5  | 1  | 0  | 7   | 21 | .412 | 12 | 6  | 19 | 0   | .464 | 0  | 1  | 2  | 33 | 0 | 0 | 1.000 |
| Total | .246 | 44-14 | 57 | 19 | 14 | 5  | 1  | 0  | 7   | 21 | .368 | 13 | 7  | 22 | 0   | .442 | 0  | 1  | 2  | 34 | 0 | 0 | 1.000 |



# BRADY DEVEREUX

#8

P • R/R • R-SO • 6-2 • 200  
GLEN MILLS, PA • MALVERN PREP

| DEVEREUX'S CAREER HIGHS/LOWS |   |
|------------------------------|---|
| IP.....                      | 3.1 vs. West Virginia, 4/20/22            |
| Hits.....                    | 0 10x, last, at No. 8 Notre Dame, 5/14/22 |
| Runs.....                    | 0 20x, last, vs. Penn State, 5/17/22      |
| ER.....                      | 0 23x, last, vs. Penn State, 5/17/22      |
| Walks.....                   | 0 24x, last, vs. Penn State, 5/17/22      |
| Ks.....                      | 5 vs. Hofstra, 3/1/19                     |
| Pitches.....                 | 57 vs. West Virginia, 4/20/22             |
| SEASON                       |   |
| Wins.....                    | 4 2022                                    |
| Saves.....                   | n/a --                                    |

#8 Brady Devereux - 6 games (All games)

| Date   | Opponent            | Pos | AB | R | H | RBI | 2B | 3B | HR | BB | SB | CS | HBP | SAC | SF | GDP | K | PO | A | E | Avg  |
|--------|---------------------|-----|----|---|---|-----|----|----|----|----|----|----|-----|-----|----|-----|---|----|---|---|------|
| Mar 15 | BUCKNELL            | p   | 0  | 0 | 0 | 0   | 0  | 0  | 0  | 0  | 0  | 0  | 0   | 0   | 0  | 0   | 0 | 1  | 0 | 0 | .000 |
| Apr 02 | LOUISVILLE-2        | p   | 0  | 0 | 0 | 0   | 0  | 0  | 0  | 0  | 0  | 0  | 0   | 0   | 0  | 0   | 0 | 0  | 1 | 0 | .000 |
| Apr 06 | at Youngstown State | p   | 0  | 0 | 0 | 0   | 0  | 0  | 0  | 0  | 0  | 0  | 0   | 0   | 0  | 0   | 0 | 0  | 2 | 0 | .000 |
| Apr 12 | at Kent State       | p   | 0  | 0 | 0 | 0   | 0  | 0  | 0  | 0  | 0  | 0  | 0   | 0   | 0  | 0   | 0 | 1  | 0 | 0 | .000 |
| Apr 20 | vs West Virginia    | p   | 0  | 0 | 0 | 0   | 0  | 0  | 0  | 0  | 0  | 0  | 0   | 0   | 0  | 0   | 0 | 1  | 2 | 0 | .000 |
| Apr 30 | NORTH CAROLINA A&   | p   | 0  | 0 | 0 | 0   | 0  | 0  | 0  | 0  | 0  | 0  | 0   | 0   | 0  | 0   | 0 | 1  | 1 | 0 | .000 |
| Totals |                     | Ogs | 0  | 0 | 0 | 0   | 0  | 0  | 0  | 0  | 0  | 0  | 0   | 0   | 0  | 0   | 0 | 4  | 6 | 0 | .000 |

On base pct. .000 • Slugging pct. .000

#8 Brady Devereux - 23 appearances (All games)

| Date   | Opponent            | GS | IP   | H  | R  | ER | BB | SO | 2B | 3B | HR | WP | BK | HBP | IBB | Score   | W-L | Sv | ERA  | NP |
|--------|---------------------|----|------|----|----|----|----|----|----|----|----|----|----|-----|-----|---------|-----|----|------|----|
| Feb 18 | vs Canisius         |    | 1.0  | 1  | 1  | 1  | 0  | 3  | 0  | 0  | 1  | 0  | 0  | 0   | 0   | 3-11    | 0-0 | 0  | 9.00 | 14 |
| Feb 20 | vs Canisius         |    | 1.2  | 1  | 1  | 0  | 0  | 0  | 0  | 0  | 1  | 0  | 0  | 0   | 0   | 7-15    | 0-0 | 0  | 3.38 | 18 |
| Feb 27 | at Lipscomb         |    | 3.0  | 4  | 2  | 2  | 0  | 2  | 0  | 0  | 0  | 2  | 0  | 0   | 0   | 6-5     | 0-0 | 0  | 4.76 | 44 |
| Mar 06 | vs Campbell         |    | 1.0  | 1  | 0  | 0  | 0  | 1  | 0  | 0  | 0  | 0  | 0  | 0   | 0   | 11-5    | 0-0 | 0  | 4.05 | 13 |
| Mar 11 | at North Carolina   |    | 1.0  | 1  | 1  | 1  | 1  | 0  | 0  | 0  | 0  | 0  | 0  | 0   | 0   | 4-7     | 0-0 | 0  | 4.70 | 20 |
| Mar 15 | BUCKNELL            |    | 2.0  | 2  | 1  | 1  | 1  | 3  | 1  | 0  | 0  | 0  | 0  | 0   | 0   | 21-6    | 1-0 | 0  | 4.66 | 35 |
| Mar 19 | at Virginia Tech    |    | 2.1  | 4  | 5  | 5  | 1  | 1  | 1  | 0  | 1  | 0  | 0  | 0   | 0   | 6-22    | 1-0 | 0  | 7.50 | 44 |
| Mar 25 | CLEMSON-2           |    | 0.1  | 2  | 2  | 2  | 0  | 1  | 0  | 0  | 2  | 0  | 0  | 0   | 0   | 10-7    | 1-0 | 0  | 8.76 | 13 |
| Mar 30 | WEST VIRGINIA       |    | 1.2  | 2  | 0  | 0  | 1  | 2  | 0  | 0  | 0  | 0  | 0  | 0   | 0   | 9-6     | 2-0 | 0  | 7.71 | 30 |
| Apr 02 | LOUISVILLE-2        |    | 0.1  | 0  | 0  | 0  | 0  | 0  | 0  | 0  | 0  | 0  | 0  | 0   | 0   | 6-14    | 2-0 | 0  | 7.53 | 4  |
| Apr 06 | at Youngstown State |    | 2.2  | 2  | 0  | 0  | 0  | 0  | 0  | 0  | 0  | 0  | 0  | 0   | 0   | 9-1     | 3-0 | 0  | 6.35 | 30 |
| Apr 08 | at Boston College   |    | 1.0  | 0  | 0  | 0  | 0  | 2  | 0  | 0  | 0  | 0  | 0  | 0   | 0   | 13-3    | 3-0 | 0  | 6.00 | 16 |
| Apr 12 | at Kent State       |    | 1.0  | 0  | 0  | 0  | 0  | 0  | 0  | 0  | 0  | 0  | 0  | 0   | 0   | 12-5    | 3-0 | 0  | 5.68 | 8  |
| Apr 20 | vs West Virginia    |    | 3.1  | 2  | 1  | 0  | 3  | 4  | 0  | 1  | 0  | 0  | 0  | 0   | 1   | 2-3     | 3-1 | 0  | 4.84 | 57 |
| Apr 30 | NORTH CAROLINA A&   |    | 3.0  | 6  | 4  | 4  | 3  | 2  | 0  | 0  | 1  | 0  | 0  | 0   | 1   | 13-9    | 4-1 | 0  | 5.68 | 53 |
| May 04 | OAKLAND             |    | 1.0  | 3  | 2  | 2  | 0  | 1  | 0  | 1  | 0  | 0  | 0  | 0   | 0   | 4-8     | 4-2 | 0  | 6.15 | 24 |
| May 08 | DUKE-2              |    | 1.0  | 2  | 0  | 0  | 0  | 2  | 0  | 0  | 0  | 0  | 0  | 0   | 0   | 5-15    | 4-2 | 0  | 5.93 | 18 |
| May 10 | at West Virginia    |    | 2.0  | 0  | 0  | 0  | 0  | 3  | 0  | 0  | 0  | 0  | 0  | 0   | 0   | 1-9     | 4-2 | 0  | 5.52 | 24 |
| May 13 | at Notre Dame       |    | 0.1  | 0  | 0  | 0  | 0  | 1  | 0  | 0  | 0  | 0  | 0  | 0   | 0   | 3-8     | 4-2 | 0  | 5.46 | 4  |
| May 14 | at Notre Dame       |    | 1.1  | 0  | 1  | 0  | 2  | 0  | 0  | 0  | 0  | 0  | 0  | 1   | 0   | 1-8     | 4-2 | 0  | 5.23 | 25 |
| May 17 | vs Penn State       |    | 2.0  | 2  | 0  | 0  | 0  | 1  | 0  | 0  | 0  | 0  | 0  | 0   | 0   | 6-19    | 4-2 | 0  | 4.91 | 29 |
| May 19 | GEORGIA TECH        |    | 2.0  | 2  | 0  | 0  | 0  | 1  | 0  | 0  | 0  | 0  | 0  | 1   | 0   | 7-8     | 4-2 | 0  | 4.63 | 28 |
| May 21 | GEORGIA TECH        |    | 1.0  | 1  | 1  | 1  | 1  | 0  | 0  | 0  | 1  | 1  | 0  | 1   | 0   | 7-13    | 4-2 | 0  | 4.75 | 27 |
| Totals |                     | 0  | 36.0 | 38 | 22 | 19 | 13 | 30 | 2  | 2  | 7  | 3  | 0  | 3   | 2   | 166-207 | 4-2 | 0  | 4.75 | -  |

DEVEREUX'S CAREER STATS

| YEAR  | ERA   | W-L | GP | GS | CG | SHO | SV | IP   | H  | R  | ER | BB | SO | 2B | 3B | HR | BF  | BAVG | WP | HBP | BK | SFA | SHA |
|-------|-------|-----|----|----|----|-----|----|------|----|----|----|----|----|----|----|----|-----|------|----|-----|----|-----|-----|
| 2019  | 6.27  | 2-0 | 24 | 0  | 0  | 0   | 0  | 33.0 | 39 | 25 | 23 | 21 | 37 | 9  | 1  | 2  | 160 | .287 | 6  | 3   | 2  | 0   | 0   |
| 2020  | 18.90 | 0-0 | 4  | 0  | 0  | 0   | 0  | 3.1  | 12 | 8  | 7  | 4  | 4  | 0  | 0  | 0  | 28  | .545 | 2  | 2   | 0  | 0   | 0   |
| 2022  | 4.75  | 4-2 | 23 | 0  | 0  | 0   | 0  | 36.0 | 38 | 22 | 19 | 13 | 30 | 2  | 2  | 7  | 159 | .271 | 3  | 3   | 0  | 1   | 2   |
| Total | 6.10  | 6-2 | 51 | 0  | 0  | 0   | 0  | 72.1 | 89 | 55 | 49 | 38 | 71 | 11 | 3  | 9  | 347 | .299 | 11 | 8   | 2  | 1   | 2   |





# BROCK FRANKS

#11

INF • L/R • JR • 6-1 • 180  
SAN DIEGO, CA • NORTHWEST FLORIDA STATE



FRANKS' CAREER HIGHS

Runs.....2.....7x, last, at No. 8 Notre Dame, 5/15/22  
Hits.....3.....4x, last, at No. 8 Notre Dame, 5/15/22  
2Bs.....1.....15x, last, Georgia Tech, 5/20/22  
3Bs.....1.....at Virginia Tech, 3/19/22  
HRs.....2.....at High Point, 3/9/22  
RBI.....4.....at High Point, 3/9/22  
Walks.....1.....22x, last, North Carolina A&T (G2), 4/30/22  
Steals.....1.....2x, last, No. 21 Miami, 3/10/21  
Putouts.....6.....No. 21 Miami, 3/10/21  
Assists.....9.....at No. 14 North Carolina, 3/11/22

#11 Brock Franks - 43 games (All games)

| Date   | Opponent          | Pos  | AB  | R  | H  | RBI | 2B | 3B | HR | BB | SB | CS | HBP | SAC | SF | GDP | K  | PO | A   | E  | Avg  |
|--------|-------------------|------|-----|----|----|-----|----|----|----|----|----|----|-----|-----|----|-----|----|----|-----|----|------|
| Feb 18 | vs Canisius       | *SS  | 2   | 0  | 0  | 0   | 0  | 0  | 0  | 1  | 0  | 0  | 0   | 0   | 0  | 0   | 1  | 2  | 0   | 0  | .000 |
| Feb 19 | vs Canisius-1     | *SS  | 2   | 1  | 0  | 0   | 0  | 0  | 0  | 1  | 0  | 0  | 0   | 1   | 0  | 0   | 0  | 3  | 3   | 0  | .000 |
| Feb 19 | vs Canisius-2     | *SS  | 2   | 0  | 0  | 0   | 0  | 0  | 0  | 0  | 0  | 0  | 0   | 1   | 0  | 0   | 0  | 3  | 3   | 1  | .000 |
| Feb 20 | vs Canisius       | *SS  | 3   | 1  | 0  | 0   | 0  | 0  | 0  | 1  | 0  | 0  | 0   | 0   | 0  | 0   | 2  | 0  | 2   | 1  | .000 |
| Feb 25 | vs Bradley        | *SS  | 3   | 0  | 1  | 0   | 0  | 0  | 0  | 0  | 0  | 0  | 0   | 0   | 0  | 0   | 0  | 1  | 3   | 0  | .083 |
| Feb 26 | vs Bradley        | *SS  | 2   | 0  | 0  | 0   | 0  | 0  | 0  | 0  | 0  | 0  | 0   | 0   | 0  | 0   | 1  | 0  | 3   | 0  | .071 |
| Feb 26 | at Lipscomb       | *SS  | 3   | 1  | 2  | 3   | 0  | 0  | 1  | 0  | 0  | 0  | 1   | 0   | 0  | 0   | 0  | 1  | 2   | 0  | .176 |
| Feb 27 | at Lipscomb       | *SS  | 2   | 1  | 1  | 1   | 0  | 0  | 1  | 1  | 0  | 0  | 0   | 1   | 0  | 0   | 0  | 1  | 4   | 0  | .211 |
| Mar 04 | vs Army           | *SS  | 2   | 0  | 0  | 0   | 0  | 0  | 0  | 0  | 0  | 0  | 1   | 0   | 0  | 0   | 0  | 2  | 4   | 0  | .190 |
| Mar 05 | vs Ohio State     | *SS  | 4   | 2  | 2  | 2   | 1  | 0  | 1  | 0  | 0  | 0  | 0   | 0   | 0  | 0   | 1  | 1  | 2   | 0  | .240 |
| Mar 06 | vs Campbell       | *SS  | 5   | 0  | 0  | 1   | 0  | 0  | 0  | 0  | 0  | 0  | 0   | 0   | 0  | 1   | 0  | 1  | 5   | 1  | .200 |
| Mar 09 | at High Point     | *SS  | 5   | 2  | 3  | 4   | 1  | 0  | 2  | 0  | 0  | 0  | 0   | 0   | 0  | 0   | 0  | 0  | 1   | 0  | .257 |
| Mar 11 | at North Carolina | *SS  | 4   | 0  | 0  | 0   | 0  | 0  | 0  | 0  | 0  | 0  | 0   | 0   | 0  | 0   | 2  | 2  | 9   | 2  | .231 |
| Mar 12 | at North Carolina | *SS  | 4   | 0  | 0  | 0   | 0  | 0  | 0  | 0  | 0  | 0  | 0   | 0   | 0  | 0   | 2  | 0  | 1   | 3  | .209 |
| Mar 13 | at North Carolina | *SS  | 2   | 1  | 0  | 0   | 0  | 0  | 0  | 1  | 0  | 0  | 0   | 0   | 0  | 0   | 1  | 3  | 3   | 0  | .200 |
| Mar 15 | BUCKNELL          | *SS  | 4   | 1  | 0  | 0   | 0  | 0  | 0  | 1  | 0  | 0  | 0   | 0   | 0  | 0   | 0  | 1  | 2   | 0  | .184 |
| Mar 16 | YOUNGSTOWN STAT   | *SS  | 2   | 0  | 0  | 0   | 0  | 0  | 0  | 0  | 0  | 0  | 0   | 1   | 0  | 0   | 0  | 2  | 1   | 0  | .176 |
| Mar 18 | at Virginia Tech  | *SS  | 4   | 0  | 0  | 0   | 0  | 0  | 0  | 0  | 0  | 0  | 0   | 0   | 0  | 0   | 0  | 2  | 1   | 0  | .164 |
| Mar 19 | at Virginia Tech  | *SS  | 5   | 1  | 3  | 1   | 0  | 1  | 0  | 0  | 0  | 0  | 0   | 0   | 0  | 0   | 0  | 3  | 1   | 0  | .200 |
| Mar 20 | at Virginia Tech  | *SS  | 2   | 0  | 0  | 0   | 0  | 0  | 0  | 0  | 0  | 0  | 1   | 0   | 0  | 0   | 1  | 0  | 1   | 0  | .194 |
| Mar 25 | CLEMSON-1         | *SS  | 4   | 1  | 1  | 1   | 0  | 0  | 1  | 0  | 0  | 1  | 0   | 0   | 0  | 0   | 1  | 0  | 1   | 0  | .197 |
| Mar 25 | CLEMSON-2         | *SS  | 5   | 1  | 1  | 0   | 0  | 0  | 0  | 0  | 0  | 0  | 0   | 0   | 0  | 0   | 1  | 0  | 1   | 0  | .197 |
| Mar 30 | WEST VIRGINIA     | *SS  | 5   | 1  | 1  | 3   | 0  | 0  | 1  | 0  | 0  | 0  | 0   | 0   | 0  | 1   | 1  | 1  | 4   | 1  | .197 |
| Apr 02 | LOUISVILLE-1      | *SS  | 2   | 0  | 0  | 0   | 0  | 0  | 0  | 1  | 0  | 0  | 0   | 1   | 0  | 0   | 1  | 1  | 1   | 0  | .192 |
| Apr 02 | LOUISVILLE-2      | *SS  | 3   | 0  | 0  | 0   | 0  | 0  | 0  | 0  | 0  | 0  | 0   | 0   | 0  | 0   | 3  | 0  | 4   | 0  | .185 |
| Apr 22 | at Miami          | *SS  | 4   | 1  | 2  | 1   | 0  | 0  | 1  | 0  | 0  | 0  | 0   | 0   | 0  | 0   | 0  | 0  | 3   | 0  | .200 |
| Apr 23 | at Miami          | *SS  | 2   | 0  | 0  | 0   | 0  | 0  | 0  | 1  | 0  | 0  | 0   | 0   | 0  | 0   | 2  | 0  | 5   | 1  | .195 |
| Apr 24 | at Miami          | *SS  | 5   | 1  | 1  | 0   | 0  | 0  | 0  | 0  | 0  | 0  | 0   | 0   | 0  | 0   | 2  | 0  | 2   | 0  | .196 |
| Apr 29 | NORTH CAROLINA A& | *SS  | 4   | 1  | 1  | 0   | 0  | 0  | 0  | 0  | 0  | 0  | 0   | 0   | 0  | 0   | 1  | 0  | 1   | 0  | .198 |
| Apr 30 | NORTH CAROLINA A& | *SS  | 4   | 0  | 0  | 0   | 0  | 0  | 0  | 1  | 0  | 0  | 0   | 0   | 0  | 0   | 1  | 0  | 1   | 0  | .190 |
| Apr 30 | NORTH CAROLINA A& | *SS  | 3   | 0  | 0  | 1   | 0  | 0  | 0  | 1  | 0  | 0  | 0   | 0   | 1  | 0   | 1  | 0  | 1   | 0  | .184 |
| May 04 | OAKLAND           | *SS  | 4   | 0  | 0  | 1   | 0  | 0  | 0  | 0  | 0  | 0  | 0   | 0   | 1  | 0   | 0  | 1  | 3   | 0  | .178 |
| May 07 | DUKE              | *SS  | 2   | 2  | 1  | 2   | 0  | 0  | 1  | 0  | 0  | 0  | 0   | 2   | 1  | 0   | 1  | 2  | 2   | 1  | .183 |
| May 08 | DUKE-1            | *SS  | 3   | 0  | 1  | 1   | 0  | 0  | 0  | 0  | 0  | 0  | 0   | 0   | 1  | 0   | 0  | 0  | 0   | 0  | .188 |
| May 08 | DUKE-2            | *SS  | 2   | 0  | 0  | 0   | 0  | 0  | 0  | 1  | 0  | 0  | 0   | 0   | 0  | 0   | 1  | 4  | 1   | 2  | .184 |
| May 10 | at West Virginia  | *SS  | 3   | 0  | 0  | 0   | 0  | 0  | 0  | 0  | 0  | 0  | 0   | 0   | 0  | 0   | 2  | 3  | 3   | 0  | .179 |
| May 13 | at Notre Dame     | *SS  | 4   | 1  | 1  | 0   | 1  | 0  | 0  | 0  | 0  | 0  | 0   | 0   | 0  | 1   | 0  | 2  | 4   | 1  | .182 |
| May 14 | at Notre Dame     | *SS  | 3   | 0  | 0  | 0   | 0  | 0  | 0  | 0  | 0  | 0  | 0   | 0   | 0  | 0   | 3  | 0  | 4   | 0  | .177 |
| May 15 | at Notre Dame     | *SS  | 4   | 2  | 3  | 0   | 0  | 0  | 0  | 0  | 0  | 0  | 0   | 0   | 0  | 0   | 1  | 2  | 4   | 0  | .195 |
| May 17 | vs Penn State     | *SS  | 3   | 1  | 2  | 0   | 1  | 0  | 0  | 0  | 0  | 0  | 0   | 1   | 0  | 0   | 0  | 1  | 3   | 0  | .206 |
| May 19 | GEORGIA TECH      | *SS  | 5   | 0  | 2  | 1   | 1  | 0  | 0  | 0  | 0  | 0  | 0   | 0   | 0  | 0   | 1  | 0  | 5   | 0  | .213 |
| May 20 | GEORGIA TECH      | *SS  | 3   | 1  | 2  | 0   | 1  | 0  | 0  | 0  | 0  | 0  | 0   | 0   | 0  | 0   | 0  | 3  | 1   | 0  | .223 |
| May 21 | GEORGIA TECH      | *SS  | 4   | 0  | 2  | 0   | 0  | 0  | 0  | 0  | 0  | 0  | 1   | 0   | 0  | 0   | 1  | 1  | 7   | 2  | .231 |
| Totals |                   | 43gs | 143 | 24 | 33 | 23  | 6  | 1  | 9  | 11 | 0  | 1  | 4   | 8   | 4  | 3   | 35 | 49 | 112 | 16 | .231 |

FRANKS' CAREER STATS

| YEAR  | AVG  | GP-GS | AB  | R  | H  | 2B | 3B | HR | RBI | TB  | SLG% | BB | HP | SO | GDP | OB%  | SF | SH | SB | PO  | A   | E  | FLD% |
|-------|------|-------|-----|----|----|----|----|----|-----|-----|------|----|----|----|-----|------|----|----|----|-----|-----|----|------|
| 2021  | .217 | 42-42 | 138 | 16 | 30 | 9  | 0  | 1  | 12  | 42  | .304 | 14 | 5  | 45 | 0   | .308 | 2  | 5  | 2  | 62  | 114 | 7  | .962 |
| 2022  | .231 | 43-43 | 143 | 24 | 33 | 6  | 1  | 9  | 23  | 68  | .476 | 11 | 4  | 35 | 3   | .296 | 4  | 8  | 0  | 49  | 112 | 16 | .910 |
| Total | .224 | 85-85 | 281 | 40 | 63 | 15 | 1  | 10 | 35  | 110 | .391 | 25 | 9  | 80 | 3   | .302 | 6  | 13 | 2  | 111 | 226 | 23 | .936 |



# NICK GIAMARUSTI

#13

OF • R/R • FR • 6-0 • 183  
CHICAGO, IL • NOTRE DAME



| GIAMARUSTI'S CAREER HIGHS |  |
|---------------------------|--|
| Runs.....                 | 1.....3x, last, vs. Penn State, 5/17/22    |
| Hits.....                 | 1.....2x, last, No. 5 Virginia, 4/16/22    |
| 2Bs.....                  | --.....                                    |
| 3Bs.....                  | --.....                                    |
| HRs.....                  | --.....                                    |
| RBI.....                  | 1.....No. 5 Virginia, 4/17/22              |
| Walks.....                | --.....                                    |
| Steals.....               | 1.....at Kent State, 4/12/22               |
| Putouts.....              | 3.....2x, last, vs. West Virginia, 4/20/22 |
| Assists.....              | --.....                                    |

#13 Nick Giamarusti - 23 games (All games)

| Date   | Opponent          | Pos   | AB | R | H | RBI | 2B | 3B | HR | BB | SB | CS | HBP | SAC | SF | GDP | K  | PO | A | E | Avg  |
|--------|-------------------|-------|----|---|---|-----|----|----|----|----|----|----|-----|-----|----|-----|----|----|---|---|------|
| Feb 20 | vs Canisius       | pr    | 0  | 0 | 0 | 0   | 0  | 0  | 0  | 0  | 0  | 0  | 0   | 0   | 0  | 0   | 0  | 0  | 0 | 0 | .000 |
| Feb 25 | vs Bradley        | pr    | 0  | 0 | 0 | 0   | 0  | 0  | 0  | 0  | 0  | 1  | 0   | 0   | 0  | 0   | 0  | 0  | 0 | 0 | .000 |
| Feb 26 | vs Bradley        | pr    | 0  | 0 | 0 | 0   | 0  | 0  | 0  | 0  | 0  | 0  | 0   | 0   | 0  | 0   | 0  | 0  | 0 | 0 | .000 |
| Mar 09 | at High Point     | of    | 0  | 0 | 0 | 0   | 0  | 0  | 0  | 0  | 0  | 0  | 0   | 0   | 0  | 0   | 0  | 0  | 0 | 0 | .000 |
| Mar 15 | BUCKNELL          | of    | 2  | 0 | 0 | 0   | 0  | 0  | 0  | 0  | 0  | 0  | 0   | 0   | 0  | 0   | 1  | 1  | 0 | 0 | .000 |
| Mar 16 | YOUNGSTOWN STAT   | dh    | 0  | 0 | 0 | 0   | 0  | 0  | 0  | 0  | 0  | 0  | 0   | 0   | 0  | 0   | 0  | 0  | 0 | 0 | .000 |
| Apr 02 | LOUISVILLE-2      | ph    | 1  | 0 | 0 | 0   | 0  | 0  | 0  | 0  | 0  | 0  | 0   | 0   | 0  | 0   | 1  | 0  | 0 | 0 | .000 |
| Apr 12 | at Kent State     | *of   | 4  | 0 | 0 | 0   | 0  | 0  | 0  | 0  | 1  | 0  | 1   | 0   | 0  | 0   | 1  | 2  | 0 | 0 | .000 |
| Apr 15 | VIRGINIA          | *of   | 3  | 1 | 1 | 0   | 0  | 0  | 0  | 0  | 0  | 0  | 1   | 0   | 0  | 0   | 1  | 2  | 0 | 0 | .100 |
| Apr 15 | VIRGINIA          | *of   | 3  | 0 | 1 | 0   | 0  | 0  | 0  | 0  | 0  | 0  | 0   | 0   | 0  | 0   | 1  | 3  | 0 | 1 | .154 |
| Apr 17 | VIRGINIA          | *of   | 2  | 0 | 0 | 1   | 0  | 0  | 0  | 0  | 0  | 0  | 1   | 0   | 1  | 0   | 2  | 2  | 0 | 0 | .133 |
| Apr 20 | vs West Virginia  | *of   | 5  | 0 | 0 | 0   | 0  | 0  | 0  | 0  | 0  | 0  | 0   | 0   | 0  | 0   | 3  | 3  | 0 | 0 | .100 |
| Apr 22 | at Miami          | of/of | 0  | 0 | 0 | 0   | 0  | 0  | 0  | 0  | 0  | 0  | 0   | 0   | 0  | 0   | 0  | 0  | 0 | 0 | .100 |
| Apr 23 | at Miami          | of    | 1  | 0 | 0 | 0   | 0  | 0  | 0  | 0  | 0  | 0  | 0   | 0   | 0  | 0   | 1  | 0  | 0 | 0 | .095 |
| Apr 30 | NORTH CAROLINA A& | ph/of | 0  | 1 | 0 | 0   | 0  | 0  | 0  | 0  | 0  | 0  | 0   | 0   | 0  | 0   | 0  | 0  | 0 | 0 | .095 |
| May 04 | OAKLAND           | pr/of | 0  | 0 | 0 | 0   | 0  | 0  | 0  | 0  | 0  | 0  | 0   | 0   | 0  | 0   | 0  | 0  | 0 | 0 | .095 |
| May 07 | DUKE              | pr    | 0  | 0 | 0 | 0   | 0  | 0  | 0  | 0  | 0  | 0  | 0   | 0   | 0  | 0   | 0  | 0  | 0 | 0 | .095 |
| May 08 | DUKE-2            | of    | 2  | 0 | 0 | 0   | 0  | 0  | 0  | 0  | 0  | 0  | 0   | 0   | 0  | 0   | 1  | 0  | 0 | 0 | .087 |
| May 10 | at West Virginia  | pr/of | 0  | 0 | 0 | 0   | 0  | 0  | 0  | 0  | 0  | 0  | 0   | 0   | 0  | 0   | 0  | 0  | 0 | 0 | .087 |
| May 13 | at Notre Dame     | pr    | 0  | 0 | 0 | 0   | 0  | 0  | 0  | 0  | 0  | 0  | 0   | 0   | 0  | 0   | 0  | 0  | 0 | 0 | .087 |
| May 14 | at Notre Dame     | pr    | 0  | 0 | 0 | 0   | 0  | 0  | 0  | 0  | 0  | 0  | 0   | 0   | 0  | 0   | 0  | 0  | 0 | 0 | .087 |
| May 17 | vs Penn State     | pr/of | 1  | 1 | 0 | 0   | 0  | 0  | 0  | 0  | 0  | 0  | 0   | 0   | 0  | 0   | 1  | 0  | 0 | 0 | .083 |
| May 20 | GEORGIA TECH      | ph    | 1  | 0 | 0 | 0   | 0  | 0  | 0  | 0  | 0  | 0  | 0   | 0   | 0  | 0   | 1  | 0  | 0 | 0 | .080 |
| Totals |                   | 5gs   | 25 | 3 | 2 | 1   | 0  | 0  | 0  | 0  | 1  | 1  | 3   | 0   | 1  | 0   | 14 | 13 | 0 | 1 | .080 |

On base pct. .172 • Slugging pct. .080

GIAMARUSTI'S CAREER STATS



| YEAR  | AVG  | GP-GS | AB | R | H | 2B | 3B | HR | RBI | TB | SLG% | BB | HP | SO | GDP | OB%  | SF | SH | SB | PO | A | E | FLD% |
|-------|------|-------|----|---|---|----|----|----|-----|----|------|----|----|----|-----|------|----|----|----|----|---|---|------|
| 2022  | .080 | 23-5  | 25 | 3 | 2 | 0  | 0  | 0  | 1   | 2  | .080 | 0  | 3  | 14 | 0   | .172 | 1  | 0  | 1  | 13 | 0 | 1 | .929 |
| Total | .080 | 23-5  | 25 | 3 | 2 | 0  | 0  | 0  | 1   | 2  | .080 | 0  | 3  | 14 | 0   | .172 | 1  | 0  | 1  | 13 | 0 | 1 | .929 |



# TATEM LEVINS

#14

C • L/R • JR • 6-0 • 206  
LANGHORNE, PA • LaSALLE



| LEVINS' CAREER HIGHS (AT PITT) |  |
|--------------------------------|--|
| Runs.....                      | 2.....8x, last, North Carolina A&T (G2), 4/30/22 |
| Hits.....                      | 4.....at High Point, 3/9/22                      |
| 2Bs.....                       | 2.....Georgia Tech, 5/21/22                      |
| 3Bs.....                       | 1.....3x, last, at No. 8 Notre Dame, 5/13/22     |
| HRs.....                       | 2.....2x, last, at No. 5 Miami, 4/24/22          |
| RBI.....                       | 6.....vs. Campbell, 3/6/22                       |
| Walks.....                     | 2.....8x, last, Duke (G2), 5/8/22                |
| Steals.....                    | --   |
| Putouts.....                   | 18.....No. 20 Clemson (G2), 3/25/22              |
| Assists.....                   | 3.....3x, last, at No. 5 Miami, 4/22/22          |

#14 Tatem Levins - 53 games (All games)

| Date   | Opponent            | Pos   | AB  | R  | H  | RBI | 2B | 3B | HR | BB | SB | CS | HBP | SAC | SF | GDP | K  | PO  | A  | E | Avg  |
|--------|---------------------|-------|-----|----|----|-----|----|----|----|----|----|----|-----|-----|----|-----|----|-----|----|---|------|
| Feb 18 | vs Canisius         | *c    | 2   | 1  | 1  | 2   | 0  | 0  | 1  | 2  | 0  | 0  | 0   | 0   | 0  | 0   | 0  | 13  | 1  | 0 | .500 |
| Feb 19 | vs Canisius-1       | *c    | 3   | 0  | 1  | 2   | 0  | 0  | 0  | 1  | 0  | 0  | 0   | 0   | 0  | 0   | 0  | 2   | 0  | 0 | .400 |
| Feb 19 | vs Canisius-2       | *dh   | 4   | 0  | 0  | 0   | 0  | 0  | 0  | 0  | 0  | 0  | 0   | 0   | 0  | 0   | 2  | 0   | 0  | 0 | .222 |
| Feb 20 | vs Canisius         | *c    | 3   | 1  | 2  | 1   | 1  | 0  | 0  | 2  | 0  | 0  | 0   | 0   | 0  | 0   | 1  | 6   | 0  | 0 | .333 |
| Feb 25 | vs Bradley          | *c    | 4   | 0  | 1  | 0   | 0  | 0  | 0  | 0  | 0  | 0  | 0   | 0   | 0  | 0   | 1  | 7   | 1  | 0 | .312 |
| Feb 26 | vs Bradley          | *c    | 4   | 0  | 0  | 0   | 0  | 0  | 0  | 0  | 0  | 0  | 0   | 0   | 0  | 0   | 0  | 9   | 2  | 0 | .250 |
| Feb 26 | at Lipscomb         | *dh   | 3   | 1  | 0  | 0   | 0  | 0  | 0  | 0  | 0  | 0  | 1   | 0   | 0  | 0   | 0  | 0   | 0  | 0 | .217 |
| Feb 27 | at Lipscomb         | *c    | 4   | 2  | 2  | 2   | 0  | 0  | 1  | 0  | 0  | 0  | 0   | 0   | 0  | 0   | 1  | 10  | 0  | 0 | .259 |
| Mar 04 | vs Army             | *c    | 4   | 2  | 2  | 1   | 1  | 0  | 1  | 0  | 0  | 0  | 0   | 0   | 0  | 1   | 0  | 6   | 3  | 0 | .290 |
| Mar 05 | vs Ohio State       | *dh   | 4   | 1  | 1  | 2   | 0  | 0  | 1  | 0  | 0  | 0  | 0   | 0   | 0  | 0   | 1  | 0   | 0  | 0 | .286 |
| Mar 06 | vs Campbell         | *c    | 5   | 2  | 3  | 6   | 0  | 0  | 1  | 0  | 0  | 0  | 0   | 0   | 0  | 0   | 0  | 6   | 0  | 0 | .325 |
| Mar 09 | at High Point       | *c    | 5   | 1  | 4  | 1   | 0  | 0  | 1  | 0  | 0  | 0  | 0   | 0   | 0  | 0   | 0  | 9   | 1  | 0 | .378 |
| Mar 11 | at North Carolina   | *c    | 4   | 1  | 2  | 0   | 0  | 0  | 0  | 1  | 0  | 1  | 0   | 0   | 0  | 0   | 1  | 3   | 1  | 0 | .388 |
| Mar 12 | at North Carolina   | *dh/c | 5   | 0  | 0  | 0   | 0  | 0  | 0  | 0  | 0  | 0  | 0   | 0   | 0  | 0   | 1  | 0   | 0  | 0 | .352 |
| Mar 13 | at North Carolina   | *c    | 4   | 0  | 2  | 0   | 0  | 0  | 0  | 0  | 0  | 0  | 0   | 0   | 0  | 0   | 0  | 4   | 1  | 0 | .362 |
| Mar 15 | BUCKNELL            | *c    | 5   | 2  | 3  | 4   | 0  | 0  | 2  | 0  | 0  | 0  | 0   | 0   | 0  | 0   | 0  | 6   | 0  | 0 | .381 |
| Mar 16 | YOUNGSTOWN STAT     | *c    | 2   | 0  | 0  | 0   | 0  | 0  | 0  | 1  | 0  | 0  | 2   | 0   | 0  | 0   | 0  | 9   | 0  | 0 | .369 |
| Mar 18 | at Virginia Tech    | *c    | 3   | 0  | 0  | 0   | 0  | 0  | 0  | 1  | 0  | 0  | 0   | 0   | 0  | 0   | 1  | 13  | 1  | 0 | .353 |
| Mar 19 | at Virginia Tech    | *c    | 3   | 0  | 2  | 0   | 0  | 1  | 0  | 0  | 0  | 0  | 0   | 0   | 0  | 0   | 1  | 4   | 1  | 0 | .366 |
| Mar 20 | at Virginia Tech    | *c    | 4   | 0  | 0  | 0   | 0  | 0  | 0  | 0  | 0  | 0  | 0   | 0   | 0  | 0   | 1  | 9   | 0  | 0 | .347 |
| Mar 25 | CLEMSON-1           | *c    | 5   | 0  | 0  | 1   | 0  | 0  | 0  | 0  | 0  | 0  | 0   | 0   | 0  | 0   | 0  | 12  | 1  | 0 | .325 |
| Mar 25 | CLEMSON-2           | *c    | 3   | 0  | 1  | 1   | 0  | 0  | 0  | 0  | 0  | 0  | 1   | 0   | 1  | 1   | 0  | 18  | 0  | 0 | .325 |
| Mar 30 | WEST VIRGINIA       | *c    | 1   | 2  | 1  | 2   | 0  | 0  | 1  | 2  | 0  | 0  | 2   | 0   | 0  | 0   | 0  | 6   | 1  | 0 | .333 |
| Apr 02 | LOUISVILLE-1        | *c    | 4   | 0  | 0  | 0   | 0  | 0  | 0  | 0  | 0  | 0  | 1   | 0   | 0  | 1   | 2  | 7   | 0  | 0 | .318 |
| Apr 02 | LOUISVILLE-2        | *c    | 4   | 0  | 1  | 0   | 0  | 0  | 0  | 0  | 0  | 0  | 0   | 0   | 0  | 0   | 0  | 2   | 1  | 1 | .315 |
| Apr 03 | LOUISVILLE          | *c    | 3   | 1  | 1  | 0   | 0  | 0  | 0  | 2  | 0  | 0  | 0   | 0   | 0  | 0   | 0  | 8   | 1  | 0 | .316 |
| Apr 06 | at Youngstown State | *c    | 5   | 1  | 1  | 0   | 0  | 0  | 0  | 0  | 0  | 0  | 0   | 0   | 0  | 0   | 0  | 4   | 1  | 0 | .310 |
| Apr 08 | at Boston College   | *c    | 4   | 2  | 2  | 2   | 0  | 1  | 0  | 0  | 0  | 0  | 0   | 0   | 0  | 1   | 0  | 9   | 0  | 0 | .317 |
| Apr 09 | at Boston College   | *c    | 5   | 1  | 3  | 2   | 0  | 0  | 1  | 0  | 0  | 0  | 0   | 0   | 0  | 0   | 0  | 6   | 0  | 0 | .330 |
| Apr 10 | at Boston College   | *c    | 4   | 1  | 1  | 1   | 1  | 0  | 0  | 1  | 0  | 0  | 0   | 0   | 0  | 0   | 2  | 9   | 1  | 0 | .327 |
| Apr 12 | at Kent State       | *c    | 4   | 0  | 1  | 1   | 0  | 0  | 0  | 1  | 0  | 0  | 0   | 0   | 0  | 0   | 1  | 8   | 3  | 1 | .325 |
| Apr 15 | VIRGINIA            | *c    | 4   | 2  | 3  | 3   | 0  | 0  | 1  | 1  | 0  | 0  | 0   | 0   | 0  | 0   | 0  | 8   | 2  | 0 | .339 |
| Apr 15 | VIRGINIA            | *c    | 1   | 0  | 0  | 0   | 0  | 0  | 0  | 1  | 0  | 0  | 0   | 0   | 0  | 1   | 0  | 1   | 0  | 0 | .336 |
| Apr 17 | VIRGINIA            | *c    | 4   | 1  | 1  | 0   | 0  | 0  | 0  | 1  | 0  | 0  | 0   | 0   | 0  | 0   | 1  | 6   | 0  | 0 | .333 |
| Apr 20 | vs West Virginia    | *c    | 4   | 0  | 1  | 1   | 0  | 0  | 0  | 2  | 0  | 0  | 0   | 0   | 0  | 0   | 0  | 12  | 0  | 0 | .331 |
| Apr 22 | at Miami            | *c    | 4   | 0  | 0  | 0   | 0  | 0  | 0  | 0  | 0  | 0  | 1   | 0   | 0  | 0   | 3  | 6   | 3  | 0 | .321 |
| Apr 23 | at Miami            | *c    | 3   | 0  | 0  | 0   | 0  | 0  | 0  | 0  | 0  | 0  | 0   | 0   | 0  | 1   | 0  | 4   | 0  | 0 | .314 |
| Apr 24 | at Miami            | *c    | 4   | 2  | 2  | 4   | 0  | 0  | 2  | 1  | 0  | 0  | 0   | 0   | 0  | 0   | 1  | 11  | 1  | 0 | .319 |
| Apr 29 | NORTH CAROLINA A&   | *c    | 4   | 1  | 0  | 0   | 0  | 0  | 0  | 1  | 0  | 0  | 0   | 0   | 0  | 0   | 0  | 12  | 1  | 0 | .310 |
| Apr 30 | NORTH CAROLINA A&   | *c    | 5   | 1  | 3  | 2   | 1  | 0  | 0  | 0  | 0  | 0  | 0   | 0   | 1  | 0   | 0  | 12  | 2  | 0 | .320 |
| Apr 30 | NORTH CAROLINA A&   | *c    | 4   | 2  | 1  | 1   | 0  | 0  | 0  | 2  | 0  | 0  | 0   | 0   | 0  | 0   | 0  | 10  | 1  | 0 | .318 |
| May 04 | OAKLAND             | *c    | 3   | 0  | 0  | 1   | 0  | 0  | 0  | 0  | 0  | 0  | 2   | 0   | 0  | 0   | 0  | 8   | 2  | 1 | .312 |
| May 07 | DUKE                | *c    | 4   | 1  | 2  | 0   | 0  | 0  | 0  | 2  | 0  | 0  | 0   | 0   | 0  | 0   | 0  | 9   | 0  | 0 | .317 |
| May 08 | DUKE-1              | *c    | 3   | 0  | 1  | 0   | 0  | 0  | 0  | 1  | 0  | 0  | 0   | 0   | 0  | 0   | 2  | 12  | 1  | 0 | .317 |
| May 08 | DUKE-2              | *dh   | 2   | 1  | 1  | 0   | 0  | 0  | 0  | 2  | 0  | 0  | 0   | 0   | 0  | 0   | 0  | 1   | 0  | 0 | .319 |
| May 10 | at West Virginia    | *c    | 4   | 0  | 0  | 0   | 0  | 0  | 0  | 0  | 0  | 0  | 0   | 0   | 0  | 0   | 0  | 11  | 2  | 0 | .312 |
| May 13 | at Notre Dame       | *c    | 5   | 1  | 3  | 1   | 1  | 1  | 0  | 0  | 0  | 0  | 0   | 0   | 0  | 0   | 1  | 7   | 0  | 0 | .320 |
| May 14 | at Notre Dame       | *c    | 4   | 0  | 0  | 0   | 0  | 0  | 0  | 0  | 0  | 0  | 0   | 0   | 0  | 0   | 3  | 3   | 0  | 1 | .313 |
| May 15 | at Notre Dame       | *c    | 5   | 1  | 1  | 3   | 0  | 0  | 1  | 0  | 0  | 0  | 0   | 0   | 0  | 0   | 0  | 5   | 1  | 0 | .310 |
| May 17 | vs Penn State       | *c    | 4   | 1  | 1  | 0   | 0  | 0  | 0  | 0  | 0  | 0  | 1   | 0   | 0  | 0   | 0  | 9   | 1  | 0 | .309 |
| May 19 | GEORGIA TECH        | *c    | 4   | 2  | 1  | 1   | 0  | 0  | 1  | 1  | 0  | 0  | 0   | 0   | 0  | 1   | 1  | 6   | 0  | 0 | .307 |
| May 20 | GEORGIA TECH        | *c    | 3   | 0  | 1  | 1   | 1  | 0  | 0  | 1  | 0  | 0  | 0   | 0   | 0  | 0   | 1  | 7   | 0  | 0 | .308 |
| May 21 | GEORGIA TECH        | *dh   | 3   | 2  | 2  | 3   | 2  | 0  | 0  | 1  | 0  | 0  | 1   | 0   | 0  | 0   | 0  | 0   | 0  | 0 | .313 |
| Totals |                     | 53gs  | 198 | 40 | 62 | 52  | 8  | 3  | 15 | 31 | 0  | 1  | 12  | 0   | 3  | 6   | 30 | 364 | 38 | 4 | .313 |

On base pct. .430 • Slugging pct. .611

| LEVINS' CAREER STATS |      |       |     |    |    |    |    |    |     |     |      |    |    |    |     |      |    |    |    |     |    |      |
|----------------------|------|-------|-----|----|----|----|----|----|-----|-----|------|----|----|----|-----|------|----|----|----|-----|----|------|
| YEAR                 | AVG  | GP-GS | AB  | R  | H  | 2B | 3B | HR | RBI | TB  | SLG% | BB | HP | SO | GDP | OB%  | SF | SH | SB | PO  | A  | FLD% |
| 2022                 | .313 | 53-53 | 198 | 40 | 62 | 8  | 3  | 15 | 52  | 121 | .611 | 31 | 12 | 30 | 6   | .430 | 3  | 0  | 0  | 364 | 38 | .990 |
| Total                | .313 | 53-53 | 198 | 40 | 62 | 8  | 3  | 15 | 52  | 121 | .611 | 31 | 12 | 30 | 6   | .430 | 3  | 0  | 0  | 364 | 38 | .990 |



# BRYCE HULETT

#15

 INF • L/L • SR • 6-2 • 200  
 LAKE WALES, FL • LAKE WALES

## HULETT'S CAREER HIGHS

Runs.....3.....2x, last, Bucknell, 3/15/22  
 Hits.....3.....9x, last, vs. Penn State, 5/17/22  
 2Bs.....2.....No. 15 Miami, 4/9/21  
 3Bs.....1.....2x, last, No. 20 Clemson (G2), 3/25/22  
 HRs.....1.....12x, last, Georgia Tech, 5/21/22  
 RBI.....4.....No. 15 Miami, 4/11/21  
 Walks.....3.....vs. Canisius, 2/20/22  
 Steals.....1.....3x, last, Oakland, 5/4/22  
 Putouts.....15.....No. 5 Louisville (G2), 4/2/22  
 Assists.....3.....No. 12 Notre Dame, 4/5/21

## #15 Bryce Hulett - 53 games (All games)

| Date   | Opponent            | Pos  | AB  | R  | H  | RBI | 2B | 3B | HR | BB | SB | CS | HBP | SAC | SF | GDP | K  | PO  | A  | E | Avg  |
|--------|---------------------|------|-----|----|----|-----|----|----|----|----|----|----|-----|-----|----|-----|----|-----|----|---|------|
| Feb 18 | vs Canisius         | *1b  | 4   | 0  | 1  | 0   | 0  | 0  | 0  | 0  | 0  | 0  | 0   | 0   | 0  | 0   | 0  | 4   | 1  | 0 | .250 |
| Feb 19 | vs Canisius-1       | *1b  | 2   | 2  | 1  | 1   | 1  | 0  | 0  | 2  | 0  | 0  | 0   | 0   | 0  | 1   | 0  | 14  | 0  | 0 | .333 |
| Feb 19 | vs Canisius-2       | *1b  | 4   | 0  | 0  | 0   | 0  | 0  | 0  | 0  | 0  | 0  | 0   | 0   | 0  | 0   | 2  | 9   | 1  | 0 | .200 |
| Feb 20 | vs Canisius         | *1b  | 1   | 0  | 0  | 1   | 0  | 0  | 0  | 3  | 0  | 0  | 0   | 0   | 1  | 0   | 0  | 8   | 0  | 1 | .182 |
| Feb 25 | vs Bradley          | *1b  | 3   | 1  | 2  | 0   | 0  | 0  | 0  | 0  | 0  | 0  | 1   | 0   | 0  | 0   | 0  | 9   | 0  | 0 | .286 |
| Feb 26 | vs Bradley          | *1b  | 3   | 0  | 1  | 0   | 0  | 0  | 0  | 1  | 0  | 0  | 0   | 0   | 0  | 1   | 0  | 11  | 0  | 0 | .294 |
| Feb 26 | at Lipscomb         | *1b  | 4   | 1  | 3  | 2   | 0  | 0  | 0  | 0  | 0  | 0  | 0   | 0   | 0  | 0   | 0  | 7   | 0  | 0 | .381 |
| Feb 27 | at Lipscomb         | *1b  | 3   | 1  | 1  | 1   | 0  | 0  | 1  | 0  | 0  | 0  | 0   | 1   | 0  | 0   | 0  | 12  | 0  | 0 | .375 |
| Mar 04 | vs Army             | *1b  | 3   | 0  | 1  | 0   | 0  | 0  | 0  | 1  | 0  | 0  | 0   | 0   | 0  | 1   | 0  | 11  | 0  | 0 | .370 |
| Mar 05 | vs Ohio State       | *1b  | 4   | 0  | 1  | 0   | 1  | 0  | 0  | 0  | 0  | 0  | 0   | 0   | 0  | 0   | 1  | 4   | 1  | 0 | .355 |
| Mar 06 | vs Campbell         | *1b  | 4   | 0  | 2  | 2   | 0  | 0  | 0  | 0  | 0  | 0  | 0   | 0   | 1  | 0   | 1  | 10  | 1  | 0 | .371 |
| Mar 09 | at High Point       | *1b  | 3   | 2  | 2  | 2   | 0  | 0  | 1  | 2  | 0  | 0  | 0   | 0   | 0  | 0   | 0  | 7   | 0  | 0 | .395 |
| Mar 11 | at North Carolina   | *1b  | 4   | 0  | 3  | 0   | 1  | 0  | 0  | 0  | 0  | 0  | 0   | 0   | 0  | 0   | 0  | 12  | 0  | 0 | .429 |
| Mar 12 | at North Carolina   | *1b  | 3   | 0  | 0  | 0   | 0  | 0  | 0  | 0  | 0  | 0  | 1   | 0   | 0  | 0   | 1  | 4   | 0  | 0 | .400 |
| Mar 13 | at North Carolina   | *1b  | 3   | 0  | 0  | 0   | 0  | 0  | 0  | 1  | 0  | 0  | 0   | 0   | 0  | 0   | 1  | 6   | 1  | 0 | .375 |
| Mar 15 | BUCKNELL            | *1b  | 5   | 3  | 3  | 1   | 0  | 0  | 0  | 1  | 0  | 0  | 0   | 0   | 0  | 0   | 0  | 9   | 1  | 0 | .396 |
| Mar 16 | YOUNGSTOWN STAT     | *1b  | 4   | 1  | 2  | 1   | 1  | 0  | 1  | 1  | 0  | 0  | 0   | 0   | 0  | 0   | 0  | 8   | 0  | 0 | .404 |
| Mar 18 | at Virginia Tech    | *1b  | 4   | 1  | 1  | 1   | 0  | 0  | 1  | 0  | 0  | 0  | 0   | 0   | 0  | 0   | 1  | 6   | 0  | 0 | .393 |
| Mar 19 | at Virginia Tech    | *1b  | 3   | 1  | 2  | 0   | 0  | 0  | 0  | 1  | 0  | 0  | 0   | 0   | 0  | 0   | 0  | 8   | 0  | 0 | .406 |
| Mar 20 | at Virginia Tech    | *1b  | 3   | 0  | 0  | 0   | 0  | 0  | 0  | 0  | 0  | 0  | 1   | 0   | 0  | 1   | 0  | 7   | 1  | 0 | .388 |
| Mar 25 | CLEMSON-1           | *1b  | 4   | 1  | 0  | 0   | 0  | 0  | 0  | 1  | 0  | 0  | 0   | 0   | 0  | 0   | 1  | 8   | 2  | 1 | .366 |
| Mar 25 | CLEMSON-2           | *1b  | 4   | 1  | 3  | 3   | 1  | 1  | 1  | 1  | 0  | 0  | 0   | 0   | 0  | 0   | 0  | 4   | 0  | 0 | .387 |
| Mar 30 | WEST VIRGINIA       | *1b  | 3   | 1  | 2  | 2   | 0  | 0  | 0  | 2  | 0  | 0  | 0   | 0   | 0  | 0   | 1  | 10  | 2  | 0 | .397 |
| Apr 02 | LOUISVILLE-1        | *1b  | 4   | 0  | 1  | 1   | 0  | 0  | 0  | 0  | 0  | 1  | 0   | 0   | 0  | 0   | 1  | 9   | 1  | 0 | .390 |
| Apr 02 | LOUISVILLE-2        | *1b  | 4   | 0  | 0  | 0   | 0  | 0  | 0  | 0  | 0  | 0  | 0   | 0   | 0  | 0   | 1  | 15  | 0  | 0 | .372 |
| Apr 03 | LOUISVILLE          | *1b  | 3   | 1  | 2  | 1   | 0  | 0  | 1  | 1  | 0  | 0  | 0   | 0   | 0  | 0   | 0  | 9   | 0  | 0 | .382 |
| Apr 06 | at Youngstown State | *1b  | 3   | 1  | 1  | 2   | 1  | 0  | 0  | 2  | 0  | 0  | 0   | 0   | 0  | 0   | 0  | 11  | 0  | 0 | .380 |
| Apr 08 | at Boston College   | *1b  | 5   | 0  | 0  | 0   | 0  | 0  | 0  | 0  | 0  | 0  | 0   | 0   | 0  | 0   | 1  | 7   | 1  | 0 | .361 |
| Apr 09 | at Boston College   | *1b  | 3   | 0  | 0  | 0   | 0  | 0  | 0  | 1  | 0  | 0  | 0   | 0   | 0  | 0   | 0  | 8   | 0  | 0 | .350 |
| Apr 10 | at Boston College   | *1b  | 3   | 0  | 0  | 0   | 0  | 0  | 0  | 2  | 0  | 0  | 0   | 0   | 0  | 0   | 1  | 7   | 0  | 0 | .340 |
| Apr 12 | at Kent State       | *1b  | 4   | 1  | 0  | 1   | 0  | 0  | 0  | 1  | 0  | 0  | 0   | 0   | 0  | 0   | 1  | 11  | 1  | 0 | .327 |
| Apr 15 | VIRGINIA            | *1b  | 4   | 1  | 0  | 0   | 0  | 0  | 0  | 0  | 0  | 0  | 1   | 0   | 0  | 0   | 0  | 8   | 0  | 0 | .315 |
| Apr 15 | VIRGINIA            | *1b  | 2   | 0  | 0  | 0   | 0  | 0  | 0  | 1  | 0  | 0  | 0   | 0   | 0  | 0   | 0  | 13  | 0  | 0 | .310 |
| Apr 17 | VIRGINIA            | *1b  | 4   | 0  | 2  | 0   | 0  | 0  | 0  | 0  | 0  | 1  | 0   | 0   | 0  | 1   | 0  | 11  | 0  | 0 | .316 |
| Apr 20 | vs West Virginia    | *1b  | 4   | 0  | 0  | 0   | 0  | 0  | 0  | 1  | 0  | 0  | 0   | 0   | 0  | 0   | 1  | 10  | 1  | 1 | .306 |
| Apr 22 | at Miami            | *1b  | 5   | 0  | 3  | 0   | 1  | 0  | 0  | 0  | 0  | 0  | 0   | 0   | 0  | 0   | 1  | 14  | 1  | 0 | .317 |
| Apr 23 | at Miami            | *1b  | 2   | 0  | 0  | 0   | 0  | 0  | 0  | 1  | 0  | 0  | 0   | 0   | 0  | 0   | 0  | 7   | 0  | 0 | .312 |
| Apr 24 | at Miami            | *1b  | 3   | 1  | 0  | 0   | 0  | 0  | 0  | 2  | 0  | 0  | 0   | 0   | 0  | 0   | 2  | 6   | 1  | 0 | .305 |
| Apr 29 | NORTH CAROLINA A&   | *1b  | 3   | 2  | 1  | 3   | 0  | 0  | 1  | 1  | 0  | 0  | 0   | 0   | 1  | 0   | 0  | 9   | 0  | 0 | .306 |
| Apr 30 | NORTH CAROLINA A&   | *1b  | 3   | 0  | 0  | 0   | 0  | 0  | 0  | 2  | 0  | 0  | 1   | 0   | 0  | 0   | 1  | 11  | 1  | 0 | .299 |
| Apr 30 | NORTH CAROLINA A&   | *1b  | 4   | 2  | 1  | 1   | 1  | 0  | 0  | 1  | 0  | 0  | 1   | 0   | 0  | 0   | 1  | 9   | 1  | 0 | .298 |
| May 04 | OAKLAND             | *1b  | 4   | 1  | 2  | 0   | 0  | 0  | 0  | 1  | 1  | 0  | 0   | 0   | 0  | 0   | 1  | 11  | 1  | 0 | .303 |
| May 07 | DUKE                | *1b  | 5   | 1  | 3  | 3   | 0  | 0  | 0  | 0  | 0  | 0  | 0   | 0   | 0  | 0   | 0  | 7   | 1  | 1 | .313 |
| May 08 | DUKE-1              | *1b  | 3   | 1  | 0  | 0   | 0  | 0  | 0  | 1  | 0  | 0  | 0   | 0   | 0  | 0   | 1  | 3   | 1  | 0 | .307 |
| May 08 | DUKE-2              | *1b  | 5   | 1  | 1  | 0   | 0  | 0  | 0  | 0  | 0  | 0  | 0   | 0   | 0  | 0   | 2  | 6   | 0  | 0 | .304 |
| May 10 | at West Virginia    | *1b  | 3   | 0  | 0  | 0   | 0  | 0  | 0  | 0  | 0  | 0  | 0   | 0   | 0  | 0   | 2  | 4   | 0  | 0 | .298 |
| May 13 | at Notre Dame       | *1b  | 4   | 0  | 0  | 0   | 0  | 0  | 0  | 0  | 0  | 0  | 0   | 0   | 0  | 0   | 0  | 10  | 0  | 1 | .291 |
| May 14 | at Notre Dame       | *1b  | 4   | 0  | 0  | 0   | 0  | 0  | 0  | 0  | 0  | 0  | 0   | 0   | 0  | 0   | 3  | 7   | 1  | 0 | .284 |
| May 15 | at Notre Dame       | *1b  | 4   | 0  | 0  | 0   | 0  | 0  | 0  | 0  | 0  | 0  | 0   | 0   | 0  | 0   | 3  | 12  | 0  | 0 | .277 |
| May 17 | vs Penn State       | *1b  | 5   | 0  | 3  | 1   | 0  | 0  | 0  | 0  | 0  | 0  | 0   | 0   | 0  | 0   | 2  | 9   | 0  | 0 | .287 |
| May 19 | GEORGIA TECH        | *1b  | 5   | 0  | 0  | 0   | 0  | 0  | 0  | 0  | 0  | 0  | 0   | 0   | 1  | 2   | 11 | 0   | 0  | 0 | .279 |
| May 20 | GEORGIA TECH        | *1b  | 2   | 0  | 0  | 0   | 0  | 0  | 0  | 1  | 0  | 0  | 0   | 0   | 0  | 0   | 2  | 4   | 1  | 0 | .276 |
| May 21 | GEORGIA TECH        | *1b  | 5   | 1  | 1  | 1   | 0  | 0  | 1  | 0  | 0  | 0  | 0   | 0   | 0  | 0   | 2  | 13  | 0  | 0 | .274 |
| Totals |                     | 53gs | 190 | 30 | 52 | 31  | 8  | 1  | 8  | 36 | 1  | 2  | 6   | 1   | 3  | 6   | 40 | 460 | 24 | 5 | .274 |

## HULETT'S CAREER STATS

| YEAR  | AVG  | GP-GS   | AB  | R  | H   | 2B | 3B | HR | RBI | TB  | SLG% | BB | HP | SO  | GDP | OB%  | SF | SH | SB | PO  | A  | E | FLD% |
|-------|------|---------|-----|----|-----|----|----|----|-----|-----|------|----|----|-----|-----|------|----|----|----|-----|----|---|------|
| 2020  | .339 | 16-15   | 56  | 9  | 19  | 4  | 0  | 1  | 10  | 26  | .464 | 4  | 3  | 12  | 0   | .413 | 0  | 0  | 0  | 116 | 7  | 2 | .984 |
| 2021  | .247 | 43-43   | 154 | 17 | 38  | 8  | 1  | 3  | 27  | 57  | .370 | 24 | 5  | 55  | 2   | .364 | 1  | 0  | 2  | 377 | 17 | 1 | .997 |
| 2022  | .274 | 53-53   | 190 | 30 | 52  | 8  | 1  | 8  | 31  | 86  | .453 | 36 | 6  | 40  | 6   | .400 | 3  | 1  | 1  | 460 | 24 | 5 | .990 |
| Total | .273 | 112-111 | 400 | 56 | 109 | 20 | 2  | 12 | 68  | 169 | .423 | 64 | 14 | 107 | 8   | .388 | 4  | 1  | 3  | 953 | 48 | 8 | .992 |





# JOSH OVERBEEK

#17

UTL • S/R • FR • 6-1 • 197

CINCINNATI, OH • ANDERSON

Pitt

ACC

## OVERBEEK'S CAREER HIGHS

|              |        |                                   |
|--------------|--------|-----------------------------------|
| Runs.....    | 2..... | at No. 5 Miami, 4/24/22           |
| Hits.....    | 2..... | at No. 5 Miami, 4/24/22           |
| 2Bs.....     | --     |                                   |
| 3Bs.....     | --     |                                   |
| HRs.....     | 1..... | Georgia Tech, 5/20/22             |
| RBI.....     | 1..... | 3x, last, Georgia Tech, 5/20/22   |
| Walks.....   | 2..... | 2x, last, at No. 5 Miami, 4/22/22 |
| Steals.....  | --     |                                   |
| Putouts..... | 3..... | at No. 5 Miami, 4/22/22           |
| Assists..... | 1..... | 2x, last, Bucknell, 3/15/22       |

## #17 Josh Overbeek - 21 games (All games)

| Date   | Opponent          | Pos    | AB | R | H | RBI | 2B | 3B | HR | BB | SB | CS | HBP | SAC | SF | GDP | K  | PO | A | E | Avg  |
|--------|-------------------|--------|----|---|---|-----|----|----|----|----|----|----|-----|-----|----|-----|----|----|---|---|------|
| Feb 18 | vs Canisius       | ph     | 1  | 0 | 0 | 0   | 0  | 0  | 0  | 0  | 0  | 0  | 0   | 0   | 0  | 0   | 1  | 0  | 0 | 0 | .000 |
| Feb 26 | at Lipscomb       | ph     | 1  | 0 | 0 | 0   | 0  | 0  | 0  | 0  | 0  | 0  | 0   | 0   | 0  | 0   | 1  | 0  | 0 | 0 | .000 |
| Mar 09 | at High Point     | 3b     | 1  | 0 | 0 | 0   | 0  | 0  | 0  | 0  | 0  | 0  | 0   | 0   | 0  | 0   | 1  | 0  | 1 | 0 | .000 |
| Mar 15 | BUCKNELL          | 3b     | 2  | 0 | 0 | 0   | 0  | 0  | 0  | 0  | 0  | 0  | 0   | 0   | 0  | 0   | 2  | 1  | 1 | 0 | .000 |
| Mar 19 | at Virginia Tech  | ph     | 1  | 0 | 0 | 0   | 0  | 0  | 0  | 0  | 0  | 0  | 0   | 0   | 0  | 0   | 0  | 0  | 0 | 0 | .000 |
| Apr 02 | LOUISVILLE-2      | ph     | 0  | 0 | 0 | 0   | 0  | 0  | 0  | 1  | 0  | 0  | 0   | 0   | 0  | 0   | 0  | 0  | 0 | 0 | .000 |
| Apr 12 | at Kent State     | ph/of  | 1  | 1 | 0 | 0   | 0  | 0  | 0  | 1  | 0  | 0  | 0   | 0   | 0  | 0   | 0  | 0  | 0 | 0 | .000 |
| Apr 15 | VIRGINIA          | pr/of  | 2  | 1 | 0 | 0   | 0  | 0  | 0  | 0  | 0  | 0  | 0   | 0   | 0  | 0   | 1  | 1  | 0 | 0 | .000 |
| Apr 15 | VIRGINIA          | *of    | 3  | 0 | 0 | 0   | 0  | 0  | 0  | 1  | 0  | 0  | 0   | 0   | 0  | 0   | 0  | 1  | 0 | 0 | .000 |
| Apr 17 | VIRGINIA          | *of    | 3  | 0 | 1 | 1   | 0  | 0  | 0  | 0  | 0  | 0  | 0   | 0   | 1  | 0   | 1  | 0  | 0 | 0 | .067 |
| Apr 20 | vs West Virginia  | *of    | 3  | 1 | 0 | 0   | 0  | 0  | 0  | 2  | 0  | 1  | 0   | 0   | 0  | 0   | 0  | 2  | 0 | 0 | .056 |
| Apr 22 | at Miami          | *of/of | 4  | 0 | 2 | 0   | 0  | 0  | 0  | 1  | 0  | 0  | 0   | 0   | 0  | 0   | 2  | 3  | 0 | 0 | .136 |
| Apr 23 | at Miami          | *of    | 4  | 0 | 0 | 0   | 0  | 0  | 0  | 0  | 0  | 0  | 0   | 0   | 0  | 1   | 1  | 2  | 0 | 0 | .115 |
| Apr 24 | at Miami          | *of    | 3  | 2 | 2 | 1   | 0  | 0  | 0  | 2  | 0  | 1  | 0   | 0   | 0  | 0   | 0  | 2  | 0 | 0 | .172 |
| Apr 30 | NORTH CAROLINA A& | pr     | 0  | 1 | 0 | 0   | 0  | 0  | 0  | 0  | 0  | 0  | 0   | 0   | 0  | 0   | 0  | 0  | 0 | 0 | .172 |
| May 08 | DUKE-2            | of     | 1  | 0 | 0 | 0   | 0  | 0  | 0  | 0  | 0  | 0  | 0   | 0   | 0  | 0   | 0  | 1  | 0 | 0 | .167 |
| May 10 | at West Virginia  | ph     | 1  | 0 | 0 | 0   | 0  | 0  | 0  | 0  | 0  | 0  | 0   | 0   | 0  | 0   | 0  | 0  | 0 | 0 | .161 |
| May 15 | at Notre Dame     | pr/of  | 1  | 1 | 0 | 0   | 0  | 0  | 0  | 0  | 0  | 0  | 0   | 0   | 0  | 0   | 0  | 2  | 0 | 0 | .156 |
| May 17 | vs Penn State     | ph     | 1  | 0 | 1 | 0   | 0  | 0  | 0  | 0  | 0  | 0  | 0   | 0   | 0  | 0   | 0  | 0  | 0 | 0 | .182 |
| May 20 | GEORGIA TECH      | ph/of  | 1  | 1 | 1 | 1   | 0  | 0  | 1  | 0  | 0  | 0  | 0   | 0   | 0  | 0   | 0  | 0  | 0 | 1 | .206 |
| May 21 | GEORGIA TECH      | ph     | 1  | 0 | 0 | 0   | 0  | 0  | 0  | 0  | 0  | 0  | 0   | 0   | 0  | 0   | 1  | 0  | 0 | 0 | .200 |
| Totals |                   | 6gs    | 35 | 8 | 7 | 3   | 0  | 0  | 1  | 8  | 0  | 2  | 0   | 0   | 1  | 1   | 11 | 15 | 2 | 1 | .200 |

On base pct. .341 • Slugging pct. .286

## OVERBEEK'S CAREER STATS

| YEAR  | AVG  | GP-GS | AB | R | H | 2B | 3B | HR | RBI | TB | SLG% | BB | HP | SO | GDP | OB%  | SF | SH | SB | PO | A | E | FLD% |
|-------|------|-------|----|---|---|----|----|----|-----|----|------|----|----|----|-----|------|----|----|----|----|---|---|------|
| 2022  | .200 | 21-6  | 35 | 8 | 7 | 0  | 0  | 1  | 3   | 10 | .286 | 8  | 0  | 11 | 1   | .341 | 1  | 0  | 0  | 15 | 2 | 1 | .944 |
| Total | .200 | 21-6  | 35 | 8 | 7 | 0  | 0  | 1  | 3   | 10 | .286 | 8  | 0  | 11 | 1   | .341 | 1  | 0  | 0  | 15 | 2 | 1 | .944 |



# JOHNNY LONG

#18

 C • R/R • SO • 5-9 • 174  
 NAPLES, FL • FLORIDA GULF COAST

## LONG'S CAREER HIGHS

Runs.....1.....3x, last, at No. 5 Miami, 4/23/22  
 Hits.....1.....3x, last, Georgia Tech, 5/21/22  
 2Bs.....1.....at Lipscomb, 2/26/22  
 3Bs.....--.....  
 HRs.....--.....  
 RBI.....3.....at Lipscomb, 2/26/22  
 Walks.....2.....Duke (G2), 5/8/22  
 Steals.....1.....Duke (G2), 5/8/22  
 Putouts.....12.....at No. 14 North Carolina, 3/12/22  
 Assists.....1.....vs. Ohio State, 3/5/22

## #18 Johnny Long - 14 games (All games)

| Date   | Opponent          | Pos | AB | R | H | RBI | 2B | 3B | HR | BB | SB | CS | HBP | SAC | SF | GDP | K | PO | A | E | Avg  |
|--------|-------------------|-----|----|---|---|-----|----|----|----|----|----|----|-----|-----|----|-----|---|----|---|---|------|
| Feb 18 | vs Canisius       | c   | 1  | 0 | 0 | 0   | 0  | 0  | 0  | 0  | 0  | 0  | 0   | 0   | 0  | 1   | 0 | 3  | 0 | 0 | .000 |
| Feb 19 | vs Canisius-2     | *c  | 2  | 0 | 0 | 0   | 0  | 0  | 0  | 1  | 0  | 0  | 0   | 0   | 0  | 0   | 1 | 8  | 0 | 0 | .000 |
| Feb 26 | at Lipscomb       | *c  | 5  | 1 | 1 | 3   | 1  | 0  | 0  | 0  | 0  | 0  | 0   | 0   | 0  | 0   | 3 | 6  | 0 | 0 | .125 |
| Mar 05 | vs Ohio State     | *c  | 3  | 0 | 0 | 0   | 0  | 0  | 0  | 0  | 0  | 0  | 0   | 0   | 0  | 0   | 0 | 9  | 1 | 1 | .091 |
| Mar 09 | at High Point     | dh  | 1  | 0 | 0 | 0   | 0  | 0  | 0  | 0  | 0  | 0  | 0   | 0   | 0  | 0   | 1 | 0  | 0 | 0 | .083 |
| Mar 12 | at North Carolina | *c  | 2  | 1 | 0 | 0   | 0  | 0  | 0  | 0  | 0  | 0  | 1   | 0   | 0  | 0   | 0 | 12 | 0 | 0 | .071 |
| Apr 02 | LOUISVILLE-2      | c   | 1  | 0 | 1 | 2   | 0  | 0  | 0  | 0  | 0  | 0  | 0   | 0   | 0  | 0   | 0 | 2  | 0 | 0 | .133 |
| Apr 15 | VIRGINIA          | c   | 2  | 0 | 0 | 0   | 0  | 0  | 0  | 0  | 0  | 0  | 0   | 0   | 0  | 0   | 0 | 3  | 0 | 0 | .118 |
| Apr 23 | at Miami          | c   | 0  | 1 | 0 | 0   | 0  | 0  | 0  | 1  | 0  | 0  | 0   | 0   | 0  | 0   | 0 | 5  | 0 | 0 | .118 |
| May 07 | DUKE              | c   | 0  | 0 | 0 | 0   | 0  | 0  | 0  | 0  | 0  | 0  | 0   | 0   | 0  | 0   | 0 | 1  | 0 | 0 | .118 |
| May 08 | DUKE-2            | *c  | 3  | 0 | 0 | 0   | 0  | 0  | 0  | 2  | 1  | 0  | 0   | 0   | 0  | 0   | 0 | 11 | 0 | 0 | .100 |
| May 17 | vs Penn State     | ph  | 0  | 0 | 0 | 0   | 0  | 0  | 0  | 1  | 0  | 0  | 0   | 0   | 0  | 0   | 0 | 0  | 0 | 0 | .100 |
| May 20 | GEORGIA TECH      | c   | 0  | 0 | 0 | 0   | 0  | 0  | 0  | 0  | 0  | 0  | 0   | 0   | 0  | 0   | 0 | 4  | 0 | 0 | .100 |
| May 21 | GEORGIA TECH      | *c  | 4  | 0 | 1 | 0   | 0  | 0  | 0  | 0  | 0  | 0  | 0   | 0   | 0  | 0   | 1 | 6  | 0 | 0 | .125 |
| Totals |                   | 6gs | 24 | 3 | 3 | 5   | 1  | 0  | 0  | 5  | 1  | 0  | 1   | 0   | 0  | 1   | 6 | 70 | 1 | 1 | .125 |

On base pct. .300 • Slugging pct. .167

## LONG'S CAREER STATS

| YEAR  | AVG  | GP-GS | AB | R | H | 2B | 3B | HR | RBI | TB | SLG% | BB | HP | SO | GDP | OB%  | SF | SH | SB | PO | A | E | FLD% |
|-------|------|-------|----|---|---|----|----|----|-----|----|------|----|----|----|-----|------|----|----|----|----|---|---|------|
| 2022  | .125 | 14-6  | 24 | 3 | 3 | 1  | 0  | 0  | 5   | 4  | .167 | 5  | 1  | 6  | 1   | .300 | 0  | 0  | 1  | 70 | 1 | 1 | .986 |
| Total | .125 | 14-6  | 24 | 3 | 3 | 1  | 0  | 0  | 5   | 4  | .167 | 5  | 1  | 6  | 1   | .300 | 0  | 0  | 1  | 70 | 1 | 1 | .986 |



# LUKE LAMBERT

#19

C • R/R • FR • 5-7 • 174  
McDONALD, PA • WEST ALLEGHENY

Pitt

ACC

## LAMBERT'S CAREER HIGHS

|              |        |                                   |
|--------------|--------|-----------------------------------|
| Runs.....    | 1..... | Bucknell, 3/15/22                 |
| Hits.....    | 1..... | 7x, last, vs. Penn State, 5/17/22 |
| 2Bs.....     | 1..... | vs. Penn State, 5/17/22           |
| 3Bs.....     | --     |                                   |
| HRs.....     | --     |                                   |
| RBI.....     | 1..... | 2x, last, vs. Penn State, 5/17/22 |
| Walks.....   | 1..... | at Bradley, 2/26/22               |
| Steals.....  | --     |                                   |
| Putouts..... | 4..... | at Virginia Tech, 3/19/22         |
| Assists..... | --     |                                   |

## #19 Luke Lambert - 23 games (All games)

| Date   | Opponent          | Pos   | AB | R | H | RBI | 2B | 3B | HR | BB | SB | CS | HBP | SAC | SF | GDP | K  | PO | A | E | Avg   |
|--------|-------------------|-------|----|---|---|-----|----|----|----|----|----|----|-----|-----|----|-----|----|----|---|---|-------|
| Feb 18 | vs Canisius       | ph    | 1  | 0 | 1 | 0   | 0  | 0  | 0  | 0  | 0  | 0  | 0   | 0   | 0  | 0   | 0  | 0  | 0 | 0 | 1.000 |
| Feb 20 | vs Canisius       | ph    | 1  | 0 | 1 | 0   | 0  | 0  | 0  | 0  | 0  | 0  | 0   | 0   | 0  | 0   | 0  | 0  | 0 | 0 | 1.000 |
| Feb 26 | vs Bradley        | ph    | 0  | 0 | 0 | 0   | 0  | 0  | 0  | 1  | 0  | 0  | 0   | 0   | 0  | 0   | 0  | 0  | 0 | 0 | 1.000 |
| Mar 05 | vs Ohio State     | ph    | 1  | 0 | 0 | 0   | 0  | 0  | 0  | 0  | 0  | 0  | 0   | 0   | 0  | 0   | 1  | 0  | 0 | 0 | .667  |
| Mar 09 | at High Point     | ph/c  | 1  | 0 | 0 | 0   | 0  | 0  | 0  | 0  | 0  | 0  | 0   | 0   | 0  | 0   | 0  | 3  | 0 | 0 | .500  |
| Mar 13 | at North Carolina | ph    | 1  | 0 | 1 | 0   | 0  | 0  | 0  | 0  | 0  | 0  | 0   | 0   | 0  | 0   | 0  | 0  | 0 | 0 | .600  |
| Mar 15 | BUCKNELL          | c     | 2  | 1 | 1 | 0   | 0  | 0  | 0  | 0  | 0  | 0  | 0   | 0   | 0  | 0   | 0  | 3  | 0 | 0 | .571  |
| Mar 16 | YOUNGSTOWN STAT   | ph    | 1  | 0 | 0 | 0   | 0  | 0  | 0  | 0  | 0  | 0  | 0   | 0   | 0  | 0   | 1  | 0  | 0 | 0 | .500  |
| Mar 19 | at Virginia Tech  | ph/c  | 2  | 0 | 1 | 0   | 0  | 0  | 0  | 0  | 0  | 0  | 0   | 0   | 0  | 0   | 0  | 4  | 0 | 0 | .500  |
| Mar 20 | at Virginia Tech  | ph    | 1  | 0 | 0 | 0   | 0  | 0  | 0  | 0  | 0  | 0  | 0   | 0   | 0  | 0   | 1  | 0  | 0 | 0 | .455  |
| Apr 09 | at Boston College | ph    | 1  | 0 | 0 | 0   | 0  | 0  | 0  | 0  | 0  | 0  | 0   | 0   | 0  | 0   | 0  | 0  | 0 | 0 | .417  |
| Apr 15 | VIRGINIA          | dh    | 1  | 0 | 0 | 0   | 0  | 0  | 0  | 0  | 0  | 0  | 0   | 0   | 0  | 0   | 0  | 0  | 0 | 0 | .385  |
| Apr 22 | at Miami          | ph    | 1  | 0 | 0 | 0   | 0  | 0  | 0  | 0  | 0  | 0  | 0   | 0   | 0  | 0   | 1  | 0  | 0 | 0 | .357  |
| Apr 23 | at Miami          | ph    | 1  | 0 | 0 | 0   | 0  | 0  | 0  | 0  | 0  | 0  | 0   | 0   | 0  | 0   | 1  | 0  | 0 | 0 | .333  |
| Apr 30 | NORTH CAROLINA A& | ph    | 1  | 0 | 1 | 1   | 0  | 0  | 0  | 0  | 0  | 0  | 0   | 0   | 0  | 0   | 0  | 0  | 0 | 0 | .375  |
| May 08 | DUKE-2            | ph    | 1  | 0 | 0 | 0   | 0  | 0  | 0  | 0  | 0  | 0  | 0   | 0   | 0  | 0   | 0  | 0  | 0 | 0 | .353  |
| May 10 | at West Virginia  | ph    | 1  | 0 | 0 | 0   | 0  | 0  | 0  | 0  | 0  | 0  | 0   | 0   | 0  | 0   | 0  | 0  | 0 | 0 | .333  |
| May 13 | at Notre Dame     | ph/dh | 2  | 0 | 0 | 0   | 0  | 0  | 0  | 0  | 0  | 0  | 0   | 0   | 0  | 0   | 1  | 0  | 0 | 0 | .300  |
| May 14 | at Notre Dame     | ph    | 1  | 0 | 0 | 0   | 0  | 0  | 0  | 0  | 0  | 0  | 0   | 0   | 0  | 0   | 1  | 0  | 0 | 0 | .286  |
| May 17 | vs Penn State     | ph    | 1  | 0 | 1 | 1   | 1  | 0  | 0  | 0  | 0  | 0  | 0   | 0   | 0  | 0   | 0  | 0  | 0 | 0 | .318  |
| May 19 | GEORGIA TECH      | ph    | 1  | 0 | 0 | 0   | 0  | 0  | 0  | 0  | 0  | 0  | 0   | 0   | 0  | 0   | 1  | 0  | 0 | 0 | .304  |
| May 20 | GEORGIA TECH      | *dh   | 4  | 0 | 0 | 0   | 0  | 0  | 0  | 0  | 0  | 0  | 0   | 0   | 0  | 0   | 3  | 0  | 0 | 0 | .259  |
| May 21 | GEORGIA TECH      | ph    | 1  | 0 | 0 | 0   | 0  | 0  | 0  | 0  | 0  | 0  | 0   | 0   | 0  | 0   | 0  | 0  | 0 | 0 | .250  |
| Totals |                   | 1gs   | 28 | 1 | 7 | 2   | 1  | 0  | 0  | 1  | 0  | 0  | 0   | 0   | 0  | 0   | 11 | 10 | 0 | 0 | .250  |

On base pct. .276 • Slugging pct. .286

## LAMBERT'S CAREER STATS


| YEAR  | AVG  | GP-GS | AB | R | H | 2B | 3B | HR | RBI | TB | SLG% | BB | HP | SO | GDP | OB%  | SF | SH | SB | PO | A | E | FLD%  |
|-------|------|-------|----|---|---|----|----|----|-----|----|------|----|----|----|-----|------|----|----|----|----|---|---|-------|
| 2022  | .250 | 23-1  | 28 | 1 | 7 | 1  | 0  | 0  | 2   | 8  | .286 | 1  | 0  | 11 | 0   | .276 | 0  | 0  | 0  | 10 | 0 | 0 | 1.000 |
| Total | .250 | 23-1  | 28 | 1 | 7 | 1  | 0  | 0  | 2   | 8  | .286 | 1  | 0  | 11 | 0   | .276 | 0  | 0  | 0  | 10 | 0 | 0 | 1.000 |



# CAMERON BARTO

#20

INF • S/R • R-SO • 5-11 • 175  
LANCASTER, PA • LANCASTER CATHOLIC



**BARTO'S CAREER HIGHS**

|         |    |                                      |
|---------|----|--------------------------------------|
| Runs    | 3  | vs. Central Conn. State, 3/1/20      |
| Hits    | 1  | 4x, last, at No. 5 Miami, 4/23/22    |
| 2Bs     | 1  | 3x, last, at No. 5 Miami, 4/23/22    |
| 3Bs     | -- | --                                   |
| HRs     | -- | --                                   |
| RBI     | 1  | 3x, last, at No. 5 Miami, 4/23/22    |
| Walks   | 1  | 4x, last, vs. West Virginia, 4/20/22 |
| Steals  | -- | --                                   |
| Putouts | 3  | at Youngstown State, 4/6/22          |
| Assists | 2  | 2x, last, vs. West Virginia, 4/20/22 |

#20 Cameron Barto - 14 games (All games)

| Date   | Opponent            | Pos   | AB | R | H | RBI | 2B | 3B | HR | BB | SB | CS | HBP | SAC | SF | GDP | K | PO | A | E | Avg  |
|--------|---------------------|-------|----|---|---|-----|----|----|----|----|----|----|-----|-----|----|-----|---|----|---|---|------|
| Mar 09 | at High Point       | 2b    | 1  | 0 | 0 | 0   | 0  | 0  | 0  | 0  | 0  | 0  | 0   | 0   | 0  | 0   | 0 | 0  | 1 | 0 | .000 |
| Mar 15 | BUCKNELL            | ph/2b | 1  | 0 | 0 | 0   | 0  | 0  | 0  | 0  | 0  | 0  | 0   | 0   | 0  | 0   | 1 | 1  | 0 | 0 | .000 |
| Mar 19 | at Virginia Tech    | ph    | 1  | 1 | 1 | 0   | 0  | 0  | 0  | 0  | 0  | 0  | 0   | 0   | 0  | 0   | 0 | 0  | 0 | 0 | .333 |
| Apr 02 | LOUISVILLE-2        | ph    | 1  | 0 | 0 | 0   | 0  | 0  | 0  | 0  | 0  | 0  | 0   | 0   | 0  | 0   | 1 | 0  | 0 | 0 | .250 |
| Apr 06 | at Youngstown State | 2b    | 1  | 0 | 1 | 1   | 1  | 0  | 0  | 0  | 0  | 0  | 0   | 0   | 0  | 0   | 0 | 3  | 2 | 0 | .400 |
| Apr 15 | VIRGINIA            | ph    | 1  | 0 | 0 | 0   | 0  | 0  | 0  | 0  | 0  | 0  | 0   | 0   | 0  | 0   | 1 | 0  | 0 | 0 | .333 |
| Apr 17 | VIRGINIA            | 3b    | 1  | 1 | 0 | 0   | 0  | 0  | 0  | 1  | 0  | 0  | 0   | 0   | 0  | 0   | 0 | 1  | 1 | 0 | .286 |
| Apr 20 | vs West Virginia    | *3b   | 4  | 0 | 0 | 0   | 0  | 0  | 0  | 1  | 0  | 0  | 0   | 0   | 0  | 0   | 2 | 0  | 2 | 0 | .182 |
| Apr 23 | at Miami            | ph    | 1  | 0 | 1 | 1   | 1  | 0  | 0  | 0  | 0  | 0  | 0   | 0   | 0  | 0   | 0 | 0  | 0 | 0 | .250 |
| May 08 | DUKE-2              | 2b    | 1  | 0 | 0 | 0   | 0  | 0  | 0  | 0  | 0  | 0  | 0   | 0   | 0  | 0   | 1 | 0  | 0 | 0 | .231 |
| May 10 | at West Virginia    | pr    | 0  | 0 | 0 | 0   | 0  | 0  | 0  | 0  | 0  | 0  | 0   | 0   | 0  | 0   | 0 | 0  | 0 | 0 | .231 |
| May 17 | vs Penn State       | ph    | 1  | 0 | 0 | 0   | 0  | 0  | 0  | 0  | 0  | 0  | 0   | 0   | 0  | 0   | 1 | 0  | 0 | 0 | .214 |
| May 19 | GEORGIA TECH        | pr    | 0  | 0 | 0 | 0   | 0  | 0  | 0  | 0  | 0  | 0  | 0   | 0   | 0  | 0   | 0 | 0  | 0 | 0 | .214 |
| May 20 | GEORGIA TECH        | ph    | 1  | 0 | 0 | 0   | 0  | 0  | 0  | 0  | 0  | 0  | 0   | 0   | 0  | 0   | 1 | 0  | 0 | 0 | .200 |
| Totals |                     | 1gs   | 15 | 2 | 3 | 2   | 2  | 0  | 0  | 2  | 0  | 0  | 0   | 0   | 0  | 0   | 8 | 5  | 6 | 0 | .200 |

On base pct. .294 • Slugging pct. .333

BARTO'S CAREER STATS

| YEAR  | AVG  | GP-GS | AB | R | H | 2B | 3B | HR | RBI | TB | SLG% | BB | HP | SO | GDP | OB%  | SF | SH | SB | PO | A | E | FLD%  |
|-------|------|-------|----|---|---|----|----|----|-----|----|------|----|----|----|-----|------|----|----|----|----|---|---|-------|
| 2020  | .250 | 4-1   | 4  | 4 | 1 | 1  | 0  | 0  | 1   | 2  | .500 | 2  | 1  | 2  | 0   | .571 | 0  | 0  | 0  | 2  | 2 | 0 | 1.000 |
| 2022  | .200 | 14-1  | 15 | 2 | 3 | 2  | 0  | 0  | 2   | 5  | .333 | 2  | 0  | 8  | 0   | .294 | 0  | 0  | 0  | 5  | 6 | 0 | 1.000 |
| Total | .211 | 18-2  | 19 | 6 | 4 | 3  | 0  | 0  | 3   | 7  | .368 | 4  | 1  | 10 | 0   | .375 | 0  | 0  | 0  | 7  | 8 | 0 | 1.000 |





# KYLE HESS

#21

OF • L/R • JR • 6-0 • 190  
MOUNT JOY, PA • DONEGAL



HESS' CAREER HIGHS

|              |        |  |
|--------------|--------|--|
| Runs.....    | 3..... | 4x, last, Bucknell, 3/15/22              |
| Hits.....    | 4..... | No. 20 Clemson (G1), 3/25/22             |
| 2Bs.....     | 2..... | 3x, last, vs. Campbell, 3/6/22           |
| 3Bs.....     | 1..... | 6x, last, Bucknell, 3/15/22              |
| HRs.....     | 1..... | 16x, last, No. 5 Louisville (G2), 4/2/22 |
| RBI.....     | 6..... | vs. Lehigh, 2/29/20                      |
| Walks.....   | 2..... | 5x, last, Bucknell, 3/15/22              |
| Steals.....  | 1..... | 10x, last, at Virginia Tech, 3/19/22     |
| Putouts..... | 7..... | at Virginia, 3/20/21                     |
| Assists..... | 1..... | 4x, last, West Virginia, 3/30/22         |

#21 Kyle Hess - 29 games (All games)

| Date   | Opponent          | Pos    | AB  | R  | H  | RBI | 2B | 3B | HR | BB | SB | CS | HBP | SAC | SF | GDP | K  | PO | A | E | Avg  |
|--------|-------------------|--------|-----|----|----|-----|----|----|----|----|----|----|-----|-----|----|-----|----|----|---|---|------|
| Feb 18 | vs Canisius       | *of    | 4   | 0  | 1  | 0   | 0  | 0  | 0  | 0  | 0  | 0  | 0   | 0   | 0  | 0   | 2  | 1  | 0 | 0 | .250 |
| Feb 19 | vs Canisius-1     | *of    | 3   | 1  | 1  | 1   | 1  | 0  | 0  | 0  | 0  | 0  | 1   | 0   | 0  | 0   | 2  | 2  | 0 | 0 | .286 |
| Feb 19 | vs Canisius-2     | *of/of | 4   | 1  | 1  | 2   | 0  | 0  | 1  | 0  | 0  | 0  | 0   | 0   | 0  | 1   | 0  | 2  | 0 | 0 | .273 |
| Feb 20 | vs Canisius       | *of    | 5   | 0  | 2  | 2   | 0  | 0  | 0  | 0  | 0  | 0  | 0   | 0   | 0  | 0   | 0  | 3  | 0 | 0 | .312 |
| Feb 25 | vs Bradley        | *of    | 3   | 1  | 1  | 0   | 0  | 0  | 0  | 1  | 0  | 0  | 0   | 0   | 0  | 0   | 1  | 3  | 0 | 0 | .316 |
| Feb 26 | vs Bradley        | *of    | 4   | 1  | 1  | 1   | 0  | 0  | 1  | 0  | 0  | 0  | 0   | 0   | 0  | 0   | 1  | 2  | 0 | 1 | .304 |
| Feb 26 | at Lipscomb       | *of    | 3   | 3  | 3  | 3   | 0  | 0  | 1  | 1  | 1  | 0  | 0   | 0   | 0  | 0   | 0  | 0  | 0 | 0 | .385 |
| Feb 27 | at Lipscomb       | *of/of | 3   | 1  | 1  | 0   | 0  | 0  | 0  | 1  | 0  | 0  | 0   | 0   | 0  | 0   | 2  | 0  | 0 | 0 | .379 |
| Mar 04 | vs Army           | *of    | 3   | 0  | 0  | 1   | 0  | 0  | 0  | 1  | 0  | 0  | 0   | 0   | 0  | 0   | 0  | 1  | 0 | 0 | .344 |
| Mar 05 | vs Ohio State     | *of    | 4   | 0  | 0  | 0   | 0  | 0  | 0  | 0  | 0  | 0  | 0   | 0   | 0  | 0   | 1  | 2  | 0 | 0 | .306 |
| Mar 06 | vs Campbell       | *of    | 4   | 1  | 2  | 1   | 2  | 0  | 0  | 1  | 0  | 0  | 0   | 0   | 0  | 0   | 1  | 2  | 0 | 0 | .325 |
| Mar 09 | at High Point     | *of    | 4   | 2  | 1  | 3   | 0  | 0  | 1  | 0  | 0  | 0  | 1   | 0   | 0  | 0   | 0  | 0  | 0 | 0 | .318 |
| Mar 11 | at North Carolina | *of    | 4   | 0  | 0  | 0   | 0  | 0  | 0  | 0  | 0  | 0  | 0   | 0   | 0  | 0   | 0  | 0  | 0 | 0 | .292 |
| Mar 12 | at North Carolina | *of    | 2   | 0  | 0  | 0   | 0  | 0  | 0  | 2  | 1  | 0  | 0   | 0   | 0  | 0   | 1  | 3  | 0 | 0 | .280 |
| Mar 13 | at North Carolina | *of    | 4   | 0  | 0  | 0   | 0  | 0  | 0  | 0  | 0  | 0  | 0   | 0   | 0  | 0   | 2  | 1  | 0 | 0 | .259 |
| Mar 15 | BUCKNELL          | *of/of | 5   | 3  | 2  | 4   | 0  | 1  | 1  | 2  | 0  | 0  | 0   | 0   | 0  | 0   | 0  | 0  | 0 | 0 | .271 |
| Mar 16 | YOUNGSTOWN STAT   | *of    | 4   | 0  | 1  | 0   | 0  | 0  | 0  | 1  | 0  | 0  | 0   | 0   | 0  | 0   | 0  | 1  | 0 | 0 | .270 |
| Mar 18 | at Virginia Tech  | *of/of | 4   | 0  | 3  | 0   | 0  | 0  | 0  | 0  | 1  | 0  | 1   | 0   | 0  | 0   | 0  | 1  | 0 | 0 | .299 |
| Mar 19 | at Virginia Tech  | *of    | 4   | 1  | 2  | 0   | 1  | 0  | 0  | 0  | 0  | 0  | 0   | 0   | 0  | 0   | 0  | 2  | 0 | 0 | .310 |
| Mar 20 | at Virginia Tech  | *of    | 3   | 1  | 1  | 1   | 0  | 0  | 1  | 1  | 0  | 0  | 1   | 0   | 0  | 0   | 0  | 3  | 0 | 1 | .311 |
| Mar 25 | CLEMSON-1         | *of    | 5   | 2  | 4  | 0   | 1  | 0  | 0  | 0  | 0  | 0  | 0   | 0   | 0  | 0   | 0  | 3  | 0 | 0 | .342 |
| Mar 25 | CLEMSON-2         | *of    | 5   | 0  | 2  | 2   | 1  | 0  | 0  | 0  | 0  | 0  | 0   | 0   | 0  | 0   | 0  | 2  | 0 | 0 | .345 |
| Mar 30 | WEST VIRGINIA     | *of/of | 5   | 1  | 0  | 0   | 0  | 0  | 0  | 0  | 0  | 0  | 1   | 0   | 0  | 0   | 1  | 4  | 1 | 0 | .326 |
| Apr 02 | LOUISVILLE-1      | *of    | 4   | 2  | 2  | 1   | 1  | 0  | 1  | 0  | 0  | 1  | 1   | 0   | 0  | 0   | 0  | 2  | 0 | 0 | .333 |
| Apr 02 | LOUISVILLE-2      | *of    | 4   | 1  | 1  | 2   | 0  | 0  | 1  | 0  | 0  | 0  | 0   | 0   | 0  | 0   | 1  | 0  | 0 | 0 | .330 |
| Apr 03 | LOUISVILLE        | *of    | 3   | 0  | 1  | 0   | 0  | 0  | 0  | 0  | 0  | 0  | 1   | 0   | 0  | 0   | 0  | 4  | 0 | 0 | .330 |
| Apr 09 | at Boston College | pr     | 0   | 0  | 0  | 0   | 0  | 0  | 0  | 0  | 0  | 0  | 0   | 0   | 0  | 0   | 0  | 0  | 0 | 0 | .330 |
| Apr 17 | VIRGINIA          | pr/of  | 0   | 0  | 0  | 0   | 0  | 0  | 0  | 0  | 0  | 0  | 0   | 0   | 0  | 0   | 0  | 1  | 0 | 0 | .330 |
| Apr 22 | at Miami          | pr     | 0   | 0  | 0  | 0   | 0  | 0  | 0  | 0  | 0  | 0  | 0   | 0   | 0  | 0   | 0  | 0  | 0 | 0 | .330 |
| Totals |                   | 26gs   | 100 | 22 | 33 | 24  | 7  | 1  | 8  | 11 | 3  | 1  | 7   | 0   | 0  | 1   | 15 | 45 | 1 | 2 | .330 |

On base pct. .432 • Slugging pct. .660

HESS' CAREER STATS

| YEAR  | AVG  | GP-GS   | AB  | R  | H   | 2B | 3B | HR | RBI | TB  | SLG% | BB | HP | SO  | GDP | OB%  | SF | SH | SB | PO  | A | E | FLD% |
|-------|------|---------|-----|----|-----|----|----|----|-----|-----|------|----|----|-----|-----|------|----|----|----|-----|---|---|------|
| 2019  | .254 | 40-38   | 138 | 11 | 35  | 6  | 2  | 2  | 33  | 51  | .370 | 14 | 7  | 48  | 1   | .348 | 2  | 2  | 3  | 0   | 0 | 0 | .000 |
| 2020  | .373 | 16-16   | 67  | 13 | 25  | 9  | 1  | 2  | 20  | 42  | .627 | 6  | 0  | 19  | 0   | .425 | 0  | 0  | 1  | 20  | 2 | 3 | .880 |
| 2021  | .263 | 43-43   | 175 | 29 | 46  | 11 | 3  | 5  | 33  | 78  | .446 | 14 | 7  | 56  | 2   | .337 | 3  | 0  | 3  | 51  | 1 | 2 | .963 |
| 2022  | .330 | 29-26   | 100 | 22 | 33  | 7  | 1  | 8  | 24  | 66  | .660 | 11 | 7  | 15  | 1   | .432 | 0  | 0  | 3  | 45  | 1 | 2 | .958 |
| Total | .290 | 128-123 | 480 | 75 | 139 | 33 | 7  | 17 | 110 | 237 | .494 | 45 | 21 | 138 | 4   | .372 | 5  | 2  | 10 | 116 | 4 | 7 | .945 |



# RON WASHINGTON JR.

#23

OF • R/R • SR • 6-1 • 215  
HOUSTON, TX • RIDGE POINT

Pitt

ACC

## WASHINGTON JR.'S CAREER HIGHS

Runs.....3.....5x, last, Bucknell, 3/15/22  
 Hits.....4.....3x, last, Bucknell, 3/24/21  
 2Bs.....3.....vs. Miami, 3/30/19  
 3Bs.....1.....2x, last, at Boston College (G2), 4/7/18  
 HRs.....1.....33x, last, at West Virginia, 5/10/22  
 RBI.....6.....vs. Miami, 3/30/19  
 Walks.....2.....13x, last, Duke, 5/7/22  
 Steals.....1.....8x, last, at Boston College, 4/9/22  
 Putouts.....4.....7x, last, Georgia Tech, 5/20/22  
 Assists.....1.....5x, last, at No. 8 Notre Dame, 5/13/22

## #23 Ron Washington, Jr. - 45 games (All games)

| Date   | Opponent            | Pos  | AB  | R  | H  | RBI | 2B | 3B | HR | BB | SB | CS | HBP | SAC | SF | GDP | K  | PO | A | E | Avg  |
|--------|---------------------|------|-----|----|----|-----|----|----|----|----|----|----|-----|-----|----|-----|----|----|---|---|------|
| Feb 18 | vs Canisius         | *of  | 4   | 0  | 1  | 0   | 0  | 0  | 0  | 0  | 0  | 0  | 0   | 0   | 0  | 0   | 2  | 1  | 0 | 0 | .250 |
| Feb 19 | vs Canisius-1       | *of  | 4   | 0  | 1  | 1   | 0  | 0  | 0  | 0  | 0  | 0  | 0   | 0   | 0  | 0   | 1  | 0  | 0 | 0 | .250 |
| Feb 19 | vs Canisius-2       | *of  | 2   | 1  | 1  | 0   | 0  | 0  | 0  | 1  | 1  | 0  | 1   | 0   | 0  | 0   | 0  | 1  | 0 | 0 | .300 |
| Feb 25 | vs Bradley          | *of  | 4   | 1  | 1  | 2   | 0  | 0  | 1  | 0  | 0  | 0  | 0   | 0   | 0  | 0   | 0  | 0  | 0 | 0 | .286 |
| Feb 26 | vs Bradley          | *dh  | 2   | 0  | 1  | 1   | 0  | 0  | 0  | 1  | 0  | 0  | 1   | 0   | 0  | 0   | 0  | 0  | 0 | 0 | .312 |
| Mar 04 | vs Army             | ph   | 1   | 0  | 0  | 0   | 0  | 0  | 0  | 0  | 0  | 0  | 0   | 0   | 0  | 0   | 1  | 0  | 0 | 0 | .294 |
| Mar 09 | at High Point       | *of  | 5   | 3  | 1  | 2   | 1  | 0  | 0  | 1  | 1  | 0  | 0   | 0   | 0  | 0   | 2  | 1  | 0 | 0 | .273 |
| Mar 11 | at North Carolina   | *of  | 3   | 1  | 2  | 2   | 0  | 0  | 1  | 1  | 0  | 0  | 0   | 0   | 0  | 0   | 1  | 2  | 0 | 0 | .320 |
| Mar 12 | at North Carolina   | *of  | 4   | 1  | 1  | 0   | 1  | 0  | 0  | 0  | 1  | 0  | 0   | 0   | 0  | 0   | 2  | 0  | 0 | 0 | .310 |
| Mar 13 | at North Carolina   | *of  | 3   | 0  | 1  | 0   | 0  | 0  | 0  | 1  | 0  | 0  | 0   | 0   | 0  | 0   | 2  | 4  | 0 | 0 | .312 |
| Mar 15 | BUCKNELL            | *of  | 3   | 3  | 2  | 1   | 0  | 0  | 1  | 2  | 0  | 0  | 0   | 0   | 0  | 0   | 0  | 2  | 0 | 0 | .343 |
| Mar 16 | YOUNGSTOWN STAT     | *of  | 5   | 0  | 0  | 1   | 0  | 0  | 0  | 0  | 0  | 0  | 0   | 0   | 0  | 0   | 3  | 4  | 0 | 0 | .300 |
| Mar 18 | at Virginia Tech    | *of  | 3   | 1  | 1  | 2   | 0  | 0  | 1  | 1  | 0  | 0  | 0   | 0   | 0  | 0   | 1  | 2  | 0 | 0 | .302 |
| Mar 19 | at Virginia Tech    | *of  | 3   | 0  | 0  | 0   | 0  | 0  | 0  | 1  | 0  | 0  | 0   | 0   | 0  | 0   | 1  | 0  | 0 | 0 | .283 |
| Mar 20 | at Virginia Tech    | *of  | 4   | 0  | 1  | 0   | 0  | 0  | 0  | 0  | 0  | 0  | 0   | 0   | 0  | 0   | 1  | 2  | 0 | 0 | .280 |
| Mar 25 | CLEMSON-1           | *of  | 5   | 2  | 2  | 1   | 1  | 0  | 1  | 0  | 0  | 0  | 0   | 0   | 0  | 0   | 1  | 0  | 0 | 0 | .291 |
| Mar 25 | CLEMSON-2           | *of  | 5   | 2  | 2  | 1   | 1  | 0  | 1  | 0  | 0  | 0  | 0   | 0   | 0  | 0   | 2  | 0  | 0 | 0 | .300 |
| Mar 30 | WEST VIRGINIA       | *of  | 4   | 0  | 0  | 0   | 0  | 0  | 0  | 0  | 0  | 0  | 1   | 0   | 0  | 0   | 2  | 1  | 0 | 0 | .281 |
| Apr 02 | LOUISVILLE-1        | *of  | 2   | 1  | 0  | 0   | 0  | 0  | 0  | 1  | 0  | 0  | 1   | 0   | 0  | 0   | 2  | 3  | 0 | 0 | .273 |
| Apr 02 | LOUISVILLE-2        | *of  | 4   | 0  | 1  | 1   | 0  | 0  | 0  | 0  | 0  | 0  | 0   | 0   | 0  | 0   | 1  | 2  | 1 | 0 | .271 |
| Apr 03 | LOUISVILLE          | *of  | 4   | 1  | 2  | 4   | 1  | 0  | 1  | 0  | 0  | 0  | 0   | 0   | 0  | 0   | 1  | 1  | 0 | 0 | .284 |
| Apr 06 | at Youngstown State | *of  | 2   | 1  | 1  | 0   | 0  | 0  | 0  | 2  | 0  | 1  | 0   | 0   | 0  | 0   | 0  | 2  | 0 | 0 | .289 |
| Apr 08 | at Boston College   | *of  | 5   | 2  | 3  | 2   | 1  | 0  | 1  | 0  | 0  | 0  | 0   | 0   | 0  | 0   | 1  | 1  | 0 | 0 | .309 |
| Apr 09 | at Boston College   | *of  | 3   | 1  | 1  | 0   | 0  | 0  | 0  | 1  | 1  | 0  | 0   | 0   | 0  | 0   | 1  | 2  | 0 | 0 | .310 |
| Apr 10 | at Boston College   | *of  | 5   | 2  | 2  | 3   | 0  | 0  | 1  | 0  | 0  | 0  | 0   | 0   | 0  | 1   | 2  | 3  | 0 | 1 | .315 |
| Apr 15 | VIRGINIA            | *of  | 2   | 0  | 0  | 0   | 0  | 0  | 0  | 1  | 0  | 0  | 0   | 0   | 0  | 0   | 0  | 1  | 0 | 0 | .308 |
| Apr 17 | VIRGINIA            | ph   | 1   | 0  | 1  | 1   | 0  | 0  | 0  | 0  | 0  | 0  | 0   | 0   | 0  | 0   | 0  | 0  | 0 | 0 | .315 |
| Apr 22 | at Miami            | *dh  | 4   | 0  | 0  | 0   | 0  | 0  | 0  | 1  | 0  | 0  | 0   | 0   | 0  | 0   | 3  | 0  | 0 | 0 | .302 |
| Apr 23 | at Miami            | *dh  | 3   | 1  | 1  | 1   | 0  | 0  | 1  | 0  | 0  | 0  | 0   | 0   | 0  | 0   | 0  | 0  | 0 | 0 | .303 |
| Apr 24 | at Miami            | *dh  | 4   | 0  | 0  | 0   | 0  | 0  | 0  | 1  | 0  | 0  | 0   | 0   | 0  | 0   | 3  | 0  | 0 | 0 | .291 |
| Apr 29 | NORTH CAROLINA A&   | *of  | 4   | 1  | 2  | 1   | 1  | 0  | 0  | 1  | 0  | 1  | 0   | 0   | 0  | 0   | 2  | 2  | 0 | 0 | .299 |
| Apr 30 | NORTH CAROLINA A&   | *of  | 6   | 1  | 2  | 1   | 1  | 0  | 0  | 0  | 0  | 0  | 0   | 0   | 0  | 0   | 2  | 1  | 0 | 0 | .301 |
| Apr 30 | NORTH CAROLINA A&   | *of  | 5   | 1  | 3  | 3   | 1  | 0  | 1  | 0  | 0  | 0  | 0   | 0   | 0  | 0   | 1  | 4  | 0 | 0 | .314 |
| May 04 | OAKLAND             | *of  | 5   | 1  | 1  | 1   | 0  | 0  | 1  | 0  | 0  | 0  | 0   | 0   | 0  | 0   | 2  | 1  | 0 | 0 | .309 |
| May 07 | DUKE                | *of  | 4   | 2  | 0  | 1   | 0  | 0  | 0  | 2  | 0  | 0  | 0   | 0   | 0  | 0   | 1  | 0  | 0 | 0 | .299 |
| May 08 | DUKE-1              | *of  | 3   | 0  | 0  | 0   | 0  | 0  | 0  | 1  | 0  | 0  | 0   | 0   | 0  | 1   | 1  | 3  | 0 | 0 | .292 |
| May 08 | DUKE-2              | *of  | 4   | 0  | 0  | 0   | 0  | 0  | 0  | 0  | 0  | 0  | 0   | 0   | 0  | 0   | 1  | 2  | 0 | 0 | .284 |
| May 10 | at West Virginia    | *of  | 4   | 1  | 2  | 1   | 0  | 0  | 1  | 0  | 0  | 0  | 0   | 0   | 0  | 0   | 2  | 0  | 0 | 0 | .290 |
| May 13 | at Notre Dame       | *of  | 4   | 0  | 1  | 1   | 0  | 0  | 0  | 0  | 0  | 0  | 0   | 0   | 0  | 0   | 3  | 2  | 1 | 1 | .289 |
| May 14 | at Notre Dame       | *of  | 3   | 0  | 0  | 0   | 0  | 0  | 0  | 1  | 0  | 0  | 0   | 0   | 0  | 0   | 2  | 1  | 0 | 0 | .283 |
| May 15 | at Notre Dame       | *of  | 4   | 0  | 1  | 0   | 0  | 0  | 0  | 0  | 0  | 0  | 0   | 0   | 0  | 0   | 1  | 1  | 0 | 0 | .282 |
| May 17 | vs Penn State       | *of  | 3   | 0  | 0  | 1   | 0  | 0  | 0  | 0  | 0  | 0  | 1   | 0   | 1  | 0   | 2  | 1  | 0 | 0 | .276 |
| May 19 | GEORGIA TECH        | *of  | 3   | 1  | 1  | 0   | 0  | 0  | 0  | 1  | 0  | 0  | 1   | 0   | 0  | 0   | 0  | 0  | 0 | 0 | .277 |
| May 20 | GEORGIA TECH        | *of  | 3   | 0  | 0  | 0   | 0  | 0  | 0  | 1  | 0  | 0  | 0   | 0   | 0  | 0   | 2  | 4  | 0 | 0 | .272 |
| May 21 | GEORGIA TECH        | *of  | 4   | 0  | 1  | 1   | 1  | 0  | 0  | 1  | 0  | 0  | 0   | 0   | 0  | 0   | 3  | 2  | 0 | 0 | .272 |
| Totals |                     | 43gs | 162 | 32 | 44 | 37  | 10 | 0  | 13 | 24 | 4  | 2  | 6   | 0   | 1  | 2   | 61 | 59 | 2 | 2 | .272 |

## WASHINGTON JR.'S CAREER STATS

| YEAR  | AVG  | GP-GS   | AB  | R   | H   | 2B | 3B | HR | RBI | TB  | SLG% | BB | HP | SO  | GDP | OB%  | SF | SH | SB  | PO  | A | E | FLD%  |
|-------|------|---------|-----|-----|-----|----|----|----|-----|-----|------|----|----|-----|-----|------|----|----|-----|-----|---|---|-------|
| 2018  | .284 | 54-51   | 201 | 20  | 57  | 7  | 2  | 6  | 33  | 86  | .428 | 13 | 3  | 54  | 3   | .333 | 2  | 2  | 2-2 | 21  | 1 | 0 | 1.000 |
| 2019  | .306 | 39-39   | 144 | 23  | 44  | 17 | 0  | 2  | 19  | 67  | .465 | 26 | 6  | 40  | 4   | .429 | 1  | 0  | 0-0 | 53  | 1 | 1 | .982  |
| 2020  | .231 | 16-16   | 65  | 14  | 15  | 5  | 0  | 4  | 20  | 32  | .492 | 8  | 2  | 26  | 2   | .333 | 0  | 0  | 0   | 0   | 0 | 0 | .000  |
| 2021  | .292 | 43-43   | 171 | 27  | 50  | 8  | 0  | 8  | 30  | 82  | .480 | 16 | 0  | 47  | 3   | .346 | 4  | 0  | 2   | 33  | 1 | 0 | 1.000 |
| 2022  | .272 | 45-43   | 162 | 32  | 44  | 10 | 0  | 13 | 37  | 93  | .574 | 24 | 6  | 61  | 2   | .383 | 1  | 0  | 4   | 59  | 2 | 2 | .968  |
| Total | .283 | 197-192 | 743 | 116 | 210 | 47 | 2  | 33 | 139 | 360 | .485 | 87 | 17 | 228 | 14  | .367 | 8  | 2  | 8   | 166 | 5 | 3 | .983  |



# BEN DRAGANI

#24

P • L/L • R-JR • 6-4 • 238

BROOKFIELD, WI • MICHIGAN

Pitt

ACC

## DRAGANI'S CAREER HIGHS/LOWS

IP.....5.0.....North Carolina A&T (G2), 4/30/22  
 Hits.....0.....2x, last, No. 5 Virginia, 4/16/22  
 Runs.....0.....6x, last, North Carolina A&T (G2), 4/30/22  
 ER.....0.....6x, last, North Carolina A&T (G2), 4/30/22  
 Walks.....0.....2x, last, vs. Penn State, 5/17/22  
 Ks.....5.....2x, last, North Carolina A&T (G2), 4/30/22  
 Pitches.....78.....North Carolina A&T (G2), 4/30/22

## SEASON

Wins.....2.....2022  
 Saves.....--.....--

### #24 Ben Dragani - 3 games (All games)

| Date   | Opponent      | Pos | AB | R | H | RBI | 2B | 3B | HR | BB | SB | CS | HBP | SAC | SF | GDP | K | PO | A | E | Avg  |
|--------|---------------|-----|----|---|---|-----|----|----|----|----|----|----|-----|-----|----|-----|---|----|---|---|------|
| Feb 27 | at Lipscomb   | *p  | 0  | 0 | 0 | 0   | 0  | 0  | 0  | 0  | 0  | 0  | 0   | 0   | 0  | 0   | 0 | 0  | 1 | 0 | .000 |
| Mar 30 | WEST VIRGINIA | *p  | 0  | 0 | 0 | 0   | 0  | 0  | 0  | 0  | 0  | 0  | 0   | 0   | 0  | 0   | 0 | 0  | 1 | 0 | .000 |
| Apr 12 | at Kent State | p   | 0  | 0 | 0 | 0   | 0  | 0  | 0  | 0  | 0  | 0  | 0   | 0   | 0  | 0   | 0 | 0  | 1 | 0 | .000 |
| Totals |               | 2gs | 0  | 0 | 0 | 0   | 0  | 0  | 0  | 0  | 0  | 0  | 0   | 0   | 0  | 0   | 0 | 0  | 3 | 0 | .000 |

On base pct. .000 • Slugging pct. .000

### #24 Ben Dragani - 14 appearances (All games)

| Date   | Opponent          | GS | IP   | H  | R  | ER | BB | SO | 2B | 3B | HR | WP | BK | HBP | IBB | Score   | W-L | Sv | ERA   | NP |
|--------|-------------------|----|------|----|----|----|----|----|----|----|----|----|----|-----|-----|---------|-----|----|-------|----|
| Feb 20 | vs Canisius       | *  | 3.1  | 4  | 5  | 4  | 5  | 2  | 1  | 0  | 0  | 0  | 0  | 1   | 0   | 7-15    | 0-1 | 0  | 10.80 | 64 |
| Feb 27 | at Lipscomb       | *  | 2.0  | 2  | 2  | 2  | 4  | 2  | 1  | 0  | 0  | 1  | 0  | 1   | 1   | 6-5     | 0-1 | 0  | 10.12 | 44 |
| Mar 09 | at High Point     |    | 2.0  | 1  | 0  | 0  | 3  | 5  | 0  | 0  | 0  | 0  | 0  | 0   | 1   | 15-5    | 1-1 | 0  | 7.36  | 53 |
| Mar 15 | BUCKNELL          | *  | 4.0  | 5  | 2  | 2  | 1  | 4  | 0  | 0  | 0  | 1  | 0  | 0   | 0   | 21-6    | 1-1 | 0  | 6.35  | 64 |
| Mar 19 | at Virginia Tech  |    | 0.0  | 1  | 2  | 2  | 1  | 0  | 1  | 0  | 0  | 1  | 0  | 0   | 0   | 6-22    | 1-1 | 0  | 7.94  | 9  |
| Mar 30 | WEST VIRGINIA     | *  | 2.0  | 4  | 2  | 2  | 3  | 0  | 1  | 0  | 0  | 1  | 0  | 1   | 0   | 9-6     | 1-1 | 0  | 8.10  | 37 |
| Apr 09 | at Boston College |    | 0.1  | 0  | 0  | 0  | 0  | 1  | 0  | 0  | 0  | 0  | 0  | 0   | 0   | 8-9     | 1-1 | 0  | 7.90  | 4  |
| Apr 12 | at Kent State     |    | 2.0  | 1  | 0  | 0  | 2  | 1  | 0  | 0  | 0  | 0  | 0  | 0   | 0   | 12-5    | 2-1 | 0  | 6.89  | 37 |
| Apr 15 | VIRGINIA          |    | 0.0  | 0  | 0  | 0  | 3  | 0  | 0  | 0  | 0  | 0  | 0  | 0   | 0   | 0-18    | 2-1 | 0  | 6.89  | 18 |
| Apr 20 | vs West Virginia  |    | 1.0  | 1  | 0  | 0  | 1  | 1  | 1  | 0  | 0  | 0  | 0  | 0   | 0   | 2-3     | 2-1 | 0  | 6.48  | 21 |
| Apr 30 | NORTH CAROLINA A& |    | 5.0  | 2  | 0  | 0  | 2  | 5  | 0  | 0  | 0  | 2  | 0  | 0   | 0   | 13-9    | 2-1 | 0  | 4.98  | 78 |
| May 08 | DUKE-2            |    | 0.2  | 2  | 4  | 4  | 2  | 0  | 0  | 0  | 0  | 0  | 0  | 0   | 0   | 5-15    | 2-1 | 0  | 6.45  | 25 |
| May 17 | vs Penn State     |    | 0.0  | 4  | 4  | 4  | 0  | 0  | 0  | 0  | 2  | 0  | 0  | 0   | 0   | 6-19    | 2-1 | 0  | 8.06  | 14 |
| May 20 | GEORGIA TECH      |    | 1.1  | 2  | 3  | 3  | 3  | 0  | 0  | 0  | 0  | 1  | 0  | 1   | 0   | 3-19    | 2-1 | 0  | 8.75  | 50 |
| Totals |                   | 4  | 23.2 | 29 | 24 | 23 | 30 | 21 | 5  | 0  | 2  | 7  | 0  | 4   | 2   | 113-156 | 2-1 | 0  | 8.75  | -  |

### DRAGANI'S CAREER STATS

| YEAR  | ERA  | W-L | GP | GS | CG | SHO | SV | IP   | H  | R  | ER | BB | SO | 2B | 3B | HR | BF  | BAVG | WP | HBP | BK | SFA | SHA |
|-------|------|-----|----|----|----|-----|----|------|----|----|----|----|----|----|----|----|-----|------|----|-----|----|-----|-----|
| 2022  | 8.75 | 2-1 | 14 | 4  | 0  | 0   | 0  | 23.2 | 29 | 24 | 23 | 30 | 21 | 5  | 0  | 2  | 132 | .305 | 7  | 4   | 0  | 2   | 1   |
| Total | 8.75 | 2-1 | 14 | 4  | 0  | 0   | 0  | 23.2 | 29 | 24 | 23 | 30 | 21 | 5  | 0  | 2  | 132 | .305 | 7  | 4   | 0  | 2   | 1   |



# BARON STUART

#26

P • R/R • SR • 6-4 • 209

OKEECHOBEE, FL • USF

Pitt

ACC

## STUART'S CAREER HIGHS/LOWS (AT PITT)

IP.....3.0.....3x, last, Duke, 5/7/22  
 Hits.....0.....5x, last, No. 5 Virginia, 4/17/22  
 Runs.....0.....9x, at No. 8 Notre Dame, 5/15/22  
 ER.....0.....10x, last, at No. 8 Notre Dame, 5/15/22  
 Walks.....0.....10x, last, Georgia Tech, 5/19/22  
 Ks.....6.....at Virginia Tech, 3/18/22  
 Pitches.....65.....Duke, 5/7/22

## SEASON

Wins.....1.....2022  
 Saves.....7.....2022

## #26 Baron Stuart - 4 games (All games)

| Date   | Opponent        | Pos | AB | R | H | RBI | 2B | 3B | HR | BB | SB | CS | HBP | SAC | SF | GDP | K | PO | A | E | Avg  |
|--------|-----------------|-----|----|---|---|-----|----|----|----|----|----|----|-----|-----|----|-----|---|----|---|---|------|
| Feb 25 | vs Bradley      | p   | 0  | 0 | 0 | 0   | 0  | 0  | 0  | 0  | 0  | 0  | 0   | 0   | 0  | 0   | 0 | 0  | 1 | 0 | .000 |
| Mar 16 | YOUNGSTOWN STAT | p   | 0  | 0 | 0 | 0   | 0  | 0  | 0  | 0  | 0  | 0  | 0   | 0   | 0  | 0   | 0 | 0  | 2 | 0 | .000 |
| Mar 25 | CLEMSON-1       | p   | 0  | 0 | 0 | 0   | 0  | 0  | 0  | 0  | 0  | 0  | 0   | 0   | 0  | 0   | 0 | 1  | 1 | 0 | .000 |
| May 04 | OAKLAND         | p   | 0  | 0 | 0 | 0   | 0  | 0  | 0  | 0  | 0  | 0  | 0   | 0   | 0  | 0   | 0 | 0  | 2 | 1 | .000 |
| Totals |                 | Ogs | 0  | 0 | 0 | 0   | 0  | 0  | 0  | 0  | 0  | 0  | 0   | 0   | 0  | 0   | 0 | 1  | 6 | 1 | .000 |

On base pct. .000 • Slugging pct. .000

## #26 Baron Stuart - 25 appearances (All games)

| Date   | Opponent            | GS | IP   | H  | R  | ER | BB | SO | 2B | 3B | HR | WP | BK | HBP | IBB | Score   | W-L | Sv | ERA  | NP |
|--------|---------------------|----|------|----|----|----|----|----|----|----|----|----|----|-----|-----|---------|-----|----|------|----|
| Feb 20 | vs Canisius         |    | 1.1  | 5  | 5  | 0  | 2  | 3  | 0  | 0  | 0  | 1  | 1  | 0   | 0   | 7-15    | 0-0 | 0  | 0.00 | 48 |
| Feb 25 | vs Bradley          |    | 2.0  | 2  | 1  | 1  | 0  | 2  | 0  | 0  | 1  | 0  | 0  | 1   | 0   | 4-3     | 0-0 | 0  | 2.70 | 31 |
| Feb 27 | at Lipscomb         |    | 2.0  | 0  | 0  | 0  | 0  | 4  | 0  | 0  | 0  | 0  | 0  | 0   | 0   | 6-5     | 1-0 | 0  | 1.69 | 21 |
| Mar 04 | vs Army             |    | 0.2  | 3  | 3  | 3  | 1  | 1  | 2  | 0  | 0  | 0  | 0  | 1   | 0   | 3-5     | 1-1 | 0  | 6.00 | 25 |
| Mar 09 | at High Point       |    | 1.1  | 1  | 0  | 0  | 1  | 3  | 0  | 0  | 0  | 0  | 0  | 0   | 0   | 15-5    | 1-1 | 0  | 4.91 | 35 |
| Mar 13 | at North Carolina   |    | 1.1  | 3  | 2  | 2  | 1  | 1  | 2  | 0  | 0  | 0  | 0  | 0   | 1   | 2-9     | 1-2 | 0  | 6.23 | 25 |
| Mar 16 | YOUNGSTOWN STAT     |    | 2.1  | 3  | 1  | 1  | 1  | 2  | 0  | 0  | 1  | 0  | 0  | 0   | 0   | 2-5     | 1-2 | 0  | 5.73 | 32 |
| Mar 18 | at Virginia Tech    |    | 3.0  | 3  | 1  | 1  | 0  | 6  | 0  | 0  | 0  | 0  | 0  | 0   | 0   | 4-3     | 1-2 | 1  | 5.14 | 47 |
| Mar 25 | CLEMSON-1           |    | 2.0  | 1  | 0  | 0  | 0  | 4  | 0  | 0  | 0  | 0  | 0  | 0   | 0   | 8-0     | 1-2 | 1  | 4.50 | 20 |
| Mar 25 | CLEMSON-2           |    | 2.0  | 0  | 0  | 0  | 0  | 5  | 0  | 0  | 0  | 0  | 0  | 0   | 0   | 10-7    | 1-2 | 2  | 4.00 | 26 |
| Mar 30 | WEST VIRGINIA       |    | 1.1  | 0  | 0  | 0  | 0  | 2  | 0  | 0  | 0  | 0  | 0  | 0   | 0   | 9-6     | 1-2 | 3  | 3.72 | 17 |
| Apr 02 | LOUISVILLE-1        |    | 2.0  | 4  | 5  | 5  | 0  | 2  | 1  | 0  | 1  | 0  | 0  | 1   | 0   | 8-7     | 1-2 | 3  | 5.48 | 34 |
| Apr 06 | at Youngstown State |    | 1.0  | 1  | 0  | 0  | 1  | 1  | 1  | 0  | 0  | 0  | 0  | 0   | 0   | 9-1     | 1-2 | 3  | 5.24 | 13 |
| Apr 10 | at Boston College   |    | 3.0  | 3  | 3  | 3  | 1  | 5  | 1  | 0  | 1  | 0  | 0  | 0   | 0   | 10-9    | 1-2 | 4  | 5.68 | 61 |
| Apr 15 | VIRGINIA            |    | 1.0  | 0  | 0  | 0  | 0  | 1  | 0  | 0  | 0  | 0  | 0  | 1   | 0   | 9-4     | 1-2 | 4  | 5.47 | 19 |
| Apr 17 | VIRGINIA            |    | 2.0  | 0  | 0  | 0  | 0  | 2  | 0  | 0  | 0  | 0  | 0  | 0   | 0   | 4-1     | 1-2 | 5  | 5.08 | 27 |
| Apr 22 | at Miami            |    | 1.1  | 1  | 1  | 1  | 1  | 1  | 0  | 0  | 0  | 0  | 0  | 1   | 0   | 1-2     | 1-3 | 5  | 5.16 | 28 |
| Apr 24 | at Miami            |    | 2.0  | 3  | 3  | 3  | 1  | 3  | 0  | 0  | 1  | 0  | 0  | 0   | 0   | 9-4     | 1-3 | 5  | 5.68 | 35 |
| Apr 30 | NORTH CAROLINA A&   |    | 2.0  | 5  | 4  | 4  | 1  | 3  | 0  | 0  | 2  | 0  | 0  | 0   | 0   | 5-9     | 1-3 | 5  | 6.42 | 39 |
| May 04 | OAKLAND             |    | 1.2  | 3  | 3  | 1  | 1  | 1  | 1  | 0  | 0  | 1  | 0  | 0   | 0   | 4-8     | 1-3 | 5  | 6.37 | 29 |
| May 08 | DUKE-1              |    | 3.0  | 4  | 1  | 1  | 2  | 3  | 0  | 0  | 0  | 0  | 0  | 0   | 0   | 3-2     | 1-3 | 6  | 6.10 | 65 |
| May 15 | at Notre Dame       |    | 2.1  | 1  | 0  | 0  | 1  | 2  | 0  | 0  | 0  | 1  | 0  | 0   | 0   | 5-2     | 1-3 | 7  | 5.75 | 34 |
| May 17 | vs Penn State       |    | 0.2  | 3  | 2  | 2  | 1  | 1  | 1  | 0  | 0  | 0  | 0  | 0   | 0   | 6-19    | 1-3 | 7  | 6.10 | 23 |
| May 19 | GEORGIA TECH        |    | 1.0  | 2  | 1  | 1  | 0  | 0  | 0  | 0  | 1  | 1  | 0  | 0   | 0   | 7-8     | 1-4 | 7  | 6.17 | 14 |
| May 21 | GEORGIA TECH        |    | 1.2  | 2  | 3  | 0  | 1  | 2  | 0  | 0  | 0  | 1  | 0  | 1   | 0   | 7-13    | 1-4 | 7  | 5.93 | 38 |
| Totals |                     | 0  | 44.0 | 53 | 39 | 29 | 17 | 60 | 9  | 0  | 8  | 5  | 1  | 6   | 1   | 157-152 | 1-4 | 7  | 5.93 | -  |

## STUART'S CAREER STATS

| YEAR  | ERA  | W-L | GP | GS | CG | SHO | SV | IP   | H  | R  | ER | BB | SO | 2B | 3B | HR | BF  | BAVG | WP | HBP | BK | SFA | SHA |
|-------|------|-----|----|----|----|-----|----|------|----|----|----|----|----|----|----|----|-----|------|----|-----|----|-----|-----|
| 2022  | 5.93 | 1-4 | 25 | 0  | 0  | 0   | 7  | 44.0 | 53 | 39 | 29 | 17 | 60 | 9  | 0  | 8  | 209 | .291 | 5  | 6   | 1  | 2   | 2   |
| Total | 5.93 | 1-4 | 25 | 0  | 0  | 0   | 7  | 44   | 53 | 39 | 29 | 17 | 60 | 9  | 0  | 8  | 209 | .291 | 5  | 6   | 1  | 2   | 2   |





# HAYDEN SUMMERS

#27

P • R/R • SO • 5-10 • 175  
GREENSBORO, NC • WALTERS STATE CC

## SUMMERS' CAREER HIGHS/LOWS (AT PITT)

IP.....3.1.....vs. Campbell, 3/6/22  
Hits.....0.....Youngstown State, 3/16/22  
Runs.....0.....3x, last, Youngstown State, 3/16/22  
ER.....0.....4x, last, Youngstown State, 3/16/22  
Walks.....0.....4x, last, at Virginia Tech, 3/19/22  
Ks.....4.....2x, last, at No. 14 North Carolina, 3/12/22  
Pitches.....50.....at No. 14 North Carolina, 3/12/22

## SEASON

Wins.....1.....2022  
Saves.....2.....2022

## #27 Hayden Summers - 7 appearances (All games)

| Date   | Opponent          | GS | IP   | H  | R  | ER | BB | SO | 2B | 3B | HR | WP | BK | HBP | IBB | Score | W-L | Sv | ERA  | NP |
|--------|-------------------|----|------|----|----|----|----|----|----|----|----|----|----|-----|-----|-------|-----|----|------|----|
| Feb 19 | vs Canisius-2     |    | 2.0  | 1  | 0  | 0  | 0  | 4  | 0  | 0  | 0  | 0  | 0  | 0   | 0   | 4-0   | 0-0 | 1  | 0.00 | 40 |
| Feb 25 | vs Bradley        |    | 2.0  | 2  | 1  | 0  | 1  | 1  | 1  | 0  | 0  | 0  | 0  | 0   | 0   | 4-3   | 0-0 | 2  | 0.00 | 44 |
| Mar 05 | vs Ohio State     |    | 3.1  | 1  | 0  | 0  | 1  | 3  | 0  | 0  | 0  | 0  | 0  | 0   | 0   | 6-5   | 1-0 | 2  | 0.00 | 38 |
| Mar 12 | at North Carolina |    | 2.2  | 3  | 1  | 1  | 0  | 4  | 0  | 0  | 1  | 1  | 0  | 1   | 0   | 3-4   | 1-1 | 2  | 0.90 | 50 |
| Mar 16 | YOUNGSTOWN STAT   |    | 1.0  | 0  | 0  | 0  | 0  | 1  | 0  | 0  | 0  | 0  | 0  | 0   | 0   | 2-5   | 1-1 | 2  | 0.82 | 11 |
| Mar 20 | at Virginia Tech  |    | 1.0  | 5  | 4  | 4  | 0  | 0  | 3  | 0  | 1  | 0  | 0  | 0   | 0   | 1-7   | 1-1 | 2  | 3.75 | 16 |
| Apr 30 | NORTH CAROLINA A& | *  | 0.1  | 5  | 5  | 5  | 0  | 1  | 0  | 0  | 1  | 0  | 0  | 0   | 0   | 13-9  | 1-1 | 2  | 7.30 | 28 |
| Totals |                   | 1  | 12.1 | 17 | 11 | 10 | 2  | 14 | 4  | 0  | 3  | 1  | 0  | 1   | 0   | 33-33 | 1-1 | 2  | 7.30 | -  |

## SUMMERS' CAREER STATS

| YEAR  | ERA  | W-L | GP | GS | CG | SHO | SV | IP   | H  | R  | ER | BB | SO | 2B | 3B | HR | BF | BAVG | WP | HBP | BK | SFA | SHA |
|-------|------|-----|----|----|----|-----|----|------|----|----|----|----|----|----|----|----|----|------|----|-----|----|-----|-----|
| 2022  | 7.30 | 1-1 | 7  | 1  | 0  | 0   | 2  | 12.1 | 17 | 11 | 10 | 2  | 14 | 4  | 0  | 3  | 59 | .309 | 1  | 1   | 0  | 1   | 0   |
| Total | 7.30 | 1-1 | 7  | 1  | 0  | 0   | 2  | 12.1 | 17 | 11 | 10 | 2  | 14 | 4  | 0  | 3  | 59 | .309 | 1  | 1   | 0  | 1   | 0   |



# JONATHAN BAUTISTA

#29

P • R/R • FR • 6-3 • 202  
PHILADELPHIA, PA • SPRINGSIDE CHESNUT HILL

| BAUTISTA'S CAREER HIGHS/LOWS |  |
|------------------------------|--|
| IP.....                      | 4.0.....vs. Penn State, 5/17/22          |
| Hits.....                    | 0.....2x, last, at High Point, 3/9/22    |
| Runs.....                    | 0.....3x, last, No. 5 Virginia, 4/16/22  |
| ER.....                      | 0.....4x, last, vs. Penn State, 5/17/22  |
| Walks.....                   | 0.....3x, last, vs. Penn State, 5/17/22  |
| Ks.....                      | 6.....vs. Penn State, 5/17/22            |
| Pitches.....                 | 52.....2x, last, vs. Penn State, 5/17/22 |
| SEASON                       |  |
| Wins.....                    | --.....                                  |
| Saves.....                   | --.....                                  |

#29 Jonathan Bautista - 4 games (All games)

| Date   | Opponent      | Pos | AB | R | H | RBI | 2B | 3B | HR | BB | SB | CS | HBP | SAC | SF | GDP | K | PO | A | E | Avg  |
|--------|---------------|-----|----|---|---|-----|----|----|----|----|----|----|-----|-----|----|-----|---|----|---|---|------|
| Feb 27 | at Lipscomb   | p   | 0  | 0 | 0 | 0   | 0  | 0  | 0  | 0  | 0  | 0  | 0   | 0   | 0  | 0   | 0 | 0  | 1 | 0 | .000 |
| Apr 02 | LOUISVILLE-2  | p   | 0  | 0 | 0 | 0   | 0  | 0  | 0  | 0  | 0  | 0  | 0   | 0   | 0  | 0   | 0 | 0  | 1 | 0 | .000 |
| Apr 12 | at Kent State | *p  | 0  | 0 | 0 | 0   | 0  | 0  | 0  | 0  | 0  | 0  | 0   | 0   | 0  | 0   | 0 | 0  | 2 | 0 | .000 |
| May 04 | OAKLAND       | *p  | 0  | 0 | 0 | 0   | 0  | 0  | 0  | 0  | 0  | 0  | 0   | 0   | 0  | 0   | 0 | 0  | 1 | 0 | .000 |
| Totals |               | 2gs | 0  | 0 | 0 | 0   | 0  | 0  | 0  | 0  | 0  | 0  | 0   | 0   | 0  | 0   | 0 | 0  | 5 | 0 | .000 |

On base pct. .000 • Slugging pct. .000

#29 Jonathan Bautista - 14 appearances (All games)

| Date   | Opponent         | GS | IP   | H  | R  | ER | BB | SO | 2B | 3B | HR | WP | BK | HBP | IBB | Score  | W-L | Sv | ERA   | NP |
|--------|------------------|----|------|----|----|----|----|----|----|----|----|----|----|-----|-----|--------|-----|----|-------|----|
| Feb 19 | vs Canisius-1    |    | 1.0  | 0  | 0  | 0  | 2  | 2  | 0  | 0  | 0  | 0  | 0  | 0   | 0   | 12-2   | 0-0 | 0  | 0.00  | 27 |
| Feb 27 | at Lipscomb      |    | 0.1  | 1  | 1  | 1  | 1  | 0  | 0  | 0  | 0  | 1  | 0  | 0   | 0   | 6-5    | 0-0 | 0  | 6.75  | 12 |
| Mar 09 | at High Point    |    | 0.1  | 0  | 2  | 2  | 3  | 1  | 0  | 0  | 0  | 0  | 0  | 0   | 0   | 15-5   | 0-0 | 0  | 16.20 | 22 |
| Mar 15 | BUCKNELL         |    | 2.0  | 2  | 2  | 2  | 3  | 1  | 0  | 0  | 0  | 0  | 0  | 1   | 0   | 21-6   | 0-0 | 0  | 12.27 | 50 |
| Mar 19 | at Virginia Tech |    | 0.2  | 1  | 0  | 0  | 2  | 2  | 1  | 0  | 0  | 0  | 0  | 0   | 0   | 6-22   | 0-0 | 0  | 10.38 | 22 |
| Apr 02 | LOUISVILLE-2     |    | 1.0  | 1  | 2  | 2  | 1  | 0  | 0  | 0  | 1  | 0  | 0  | 0   | 0   | 6-14   | 0-0 | 0  | 11.81 | 19 |
| Apr 12 | at Kent State    | *  | 2.0  | 4  | 2  | 2  | 2  | 1  | 1  | 0  | 0  | 1  | 0  | 0   | 0   | 12-5   | 0-0 | 0  | 11.05 | 46 |
| Apr 15 | VIRGINIA         |    | 1.0  | 1  | 0  | 0  | 0  | 1  | 0  | 0  | 0  | 0  | 0  | 0   | 0   | 0-18   | 0-0 | 0  | 9.72  | 16 |
| Apr 20 | vs West Virginia | *  | 3.0  | 3  | 1  | 1  | 0  | 1  | 0  | 0  | 0  | 1  | 0  | 0   | 0   | 2-3    | 0-0 | 0  | 7.94  | 35 |
| Apr 23 | at Miami         |    | 1.0  | 1  | 3  | 1  | 2  | 1  | 1  | 0  | 0  | 1  | 0  | 0   | 0   | 2-17   | 0-0 | 0  | 8.03  | 22 |
| May 04 | OAKLAND          | *  | 3.0  | 4  | 2  | 2  | 2  | 3  | 1  | 0  | 0  | 2  | 1  | 0   | 0   | 4-8    | 0-0 | 0  | 7.63  | 52 |
| May 08 | DUKE-2           |    | 1.0  | 2  | 1  | 1  | 1  | 0  | 2  | 0  | 0  | 0  | 0  | 0   | 0   | 5-15   | 0-0 | 0  | 7.71  | 24 |
| May 10 | at West Virginia | *  | 2.0  | 5  | 3  | 3  | 1  | 2  | 2  | 0  | 0  | 1  | 0  | 0   | 0   | 1-9    | 0-1 | 0  | 8.35  | 42 |
| May 17 | vs Penn State    | *  | 4.0  | 3  | 1  | 0  | 0  | 6  | 1  | 0  | 0  | 0  | 1  | 0   | 0   | 6-19   | 0-1 | 0  | 6.85  | 52 |
| Totals |                  | 5  | 22.1 | 28 | 20 | 17 | 20 | 21 | 9  | 0  | 1  | 7  | 2  | 1   | 0   | 98-148 | 0-1 | 0  | 6.85  | -  |

| BAUTISTA'S CAREER STATS |      |     |    |    |    |     |    |      |    |    |    |    |    |    |    |    |     |      |    |     |    |     |     |
|-------------------------|------|-----|----|----|----|-----|----|------|----|----|----|----|----|----|----|----|-----|------|----|-----|----|-----|-----|
| YEAR                    | ERA  | W-L | GP | GS | CG | SHO | SV | IP   | H  | R  | ER | BB | SO | 2B | 3B | HR | BF  | BAVG | WP | HBP | BK | SFA | SHA |
| 2022                    | 6.85 | 0-1 | 14 | 5  | 0  | 0   | 0  | 22.1 | 28 | 20 | 17 | 20 | 21 | 9  | 0  | 1  | 115 | .308 | 7  | 1   | 2  | 2   | 1   |
| Total                   | 6.85 | 0-1 | 14 | 5  | 0  | 0   | 0  | 22.1 | 28 | 20 | 17 | 20 | 21 | 9  | 0  | 1  | 115 | .308 | 7  | 1   | 2  | 2   | 1   |



# TYLER KENNEDY

#30

P • R/R • FR • 6-3 • 223  
COLUMBIA, SC • GEORGIA PREMIER ACADEMY

| KENNEDY'S CAREER HIGHS/LOWS |   |
|-----------------------------|---|
| IP.....                     | 2.2.....Youngstown State, 3/16/22         |
| Hits.....                   | 0.....5x, last, at West Virginia, 5/10/22 |
| Runs.....                   | 0.....4x, last, Oakland, 5/4/22           |
| ER.....                     | 0.....5x, last, Oakland, 5/4/22           |
| Walks.....                  | 0.....3x, last, Duke (G2), 5/8/22         |
| Ks.....                     | 4.....Youngstown State, 3/16/22           |
| Pitches.....                | 55.....Youngstown State, 3/16/22          |
| SEASON                      |   |
| Wins.....                   | --  |
| Saves.....                  | --  |

#30 Tyler Kennedy - 3 games (All games)

| Date   | Opponent            | Pos | AB | R | H | RBI | 2B | 3B | HR | BB | SB | CS | HBP | SAC | SF | GDP | K | PO | A | E | Avg  |
|--------|---------------------|-----|----|---|---|-----|----|----|----|----|----|----|-----|-----|----|-----|---|----|---|---|------|
| Apr 02 | LOUISVILLE-2        | p   | 0  | 0 | 0 | 0   | 0  | 0  | 0  | 0  | 0  | 0  | 0   | 0   | 0  | 0   | 0 | 1  | 0 | 0 | .000 |
| Apr 06 | at Youngstown State | *p  | 0  | 0 | 0 | 0   | 0  | 0  | 0  | 0  | 0  | 0  | 0   | 0   | 0  | 0   | 0 | 0  | 1 | 0 | .000 |
| Apr 20 | vs West Virginia    | p   | 0  | 0 | 0 | 0   | 0  | 0  | 0  | 0  | 0  | 0  | 0   | 0   | 0  | 0   | 0 | 0  | 1 | 0 | .000 |
| Totals |                     | 1gs | 0  | 0 | 0 | 0   | 0  | 0  | 0  | 0  | 0  | 0  | 0   | 0   | 0  | 0   | 0 | 1  | 0 | 2 | .000 |

On base pct. .000 • Slugging pct. .000

#30 Tyler Kennedy - 12 appearances (All games)

| Date   | Opponent            | GS | IP   | H  | R  | ER | BB | SO | 2B | 3B | HR | WP | BK | HBP | IBB | Score  | W-L | Sv | ERA   | NP |
|--------|---------------------|----|------|----|----|----|----|----|----|----|----|----|----|-----|-----|--------|-----|----|-------|----|
| Feb 20 | vs Canisius         |    | 1.1  | 1  | 2  | 2  | 3  | 1  | 0  | 0  | 1  | 0  | 0  | 0   | 0   | 7-15   | 0-0 | 0  | 13.50 | 37 |
| Mar 09 | at High Point       | *  | 1.2  | 1  | 3  | 3  | 2  | 1  | 1  | 0  | 0  | 1  | 0  | 2   | 0   | 15-5   | 0-0 | 0  | 15.00 | 41 |
| Mar 16 | YOUNGSTOWN STAT     | *  | 2.2  | 0  | 0  | 0  | 3  | 4  | 0  | 0  | 0  | 2  | 0  | 1   | 0   | 2-5    | 0-0 | 0  | 7.94  | 55 |
| Apr 02 | LOUISVILLE-2        | *  | 2.0  | 1  | 0  | 0  | 3  | 1  | 0  | 0  | 0  | 1  | 0  | 0   | 0   | 6-14   | 0-0 | 0  | 5.87  | 41 |
| Apr 06 | at Youngstown State | *  | 1.1  | 0  | 1  | 1  | 4  | 0  | 0  | 0  | 0  | 2  | 0  | 1   | 0   | 9-1    | 0-0 | 0  | 6.00  | 35 |
| Apr 15 | VIRGINIA            |    | 0.2  | 1  | 0  | 0  | 1  | 0  | 0  | 0  | 0  | 0  | 0  | 0   | 0   | 0-18   | 0-0 | 0  | 5.59  | 20 |
| Apr 20 | vs West Virginia    |    | 0.2  | 0  | 1  | 0  | 1  | 1  | 0  | 0  | 0  | 1  | 0  | 1   | 0   | 2-3    | 0-0 | 0  | 5.23  | 20 |
| Apr 23 | at Miami            |    | 1.0  | 2  | 1  | 1  | 0  | 2  | 0  | 0  | 1  | 0  | 0  | 0   | 0   | 2-17   | 0-0 | 0  | 5.56  | 25 |
| May 04 | OAKLAND             |    | 0.1  | 0  | 0  | 0  | 0  | 0  | 0  | 0  | 0  | 0  | 0  | 0   | 0   | 4-8    | 0-0 | 0  | 5.40  | 7  |
| May 08 | DUKE-2              |    | 1.0  | 2  | 1  | 1  | 0  | 3  | 1  | 0  | 0  | 1  | 0  | 0   | 0   | 5-15   | 0-0 | 0  | 5.68  | 24 |
| May 10 | at West Virginia    |    | 0.0  | 0  | 2  | 2  | 2  | 0  | 0  | 0  | 0  | 1  | 0  | 0   | 0   | 1-9    | 0-0 | 0  | 7.11  | 11 |
| May 17 | vs Penn State       |    | 0.1  | 2  | 5  | 5  | 2  | 1  | 0  | 1  | 0  | 0  | 0  | 1   | 0   | 6-19   | 0-0 | 0  | 10.38 | 25 |
| Totals |                     | 3  | 13.0 | 10 | 16 | 15 | 21 | 14 | 2  | 1  | 2  | 9  | 0  | 6   | 0   | 59-129 | 0-0 | 0  | 10.38 | -  |

| KENNEDY'S CAREER STATS |       |     |    |    |    |     |    |      |    |    |    |    |    |    |    |    |    |      |    |     |    |     |     |
|------------------------|-------|-----|----|----|----|-----|----|------|----|----|----|----|----|----|----|----|----|------|----|-----|----|-----|-----|
| YEAR                   | ERA   | W-L | GP | GS | CG | SHO | SV | IP   | H  | R  | ER | BB | SO | 2B | 3B | HR | BF | BAVG | WP | HBP | BK | SFA | SHA |
| 2022                   | 10.38 | 0-0 | 12 | 3  | 0  | 0   | 0  | 13.0 | 10 | 16 | 15 | 21 | 14 | 2  | 1  | 2  | 74 | .222 | 9  | 6   | 0  | 1   | 1   |
| Total                  | 10.38 | 0-0 | 12 | 3  | 0  | 0   | 0  | 13   | 10 | 16 | 15 | 21 | 14 | 2  | 1  | 2  | 74 | .222 | 9  | 6   | 0  | 1   | 1   |



# KYLE DEMI

#31

P • R/R • FR • 6-1 • 221  
WEXFORD, PA • NORTH ALLEGHENY

| DEMI'S CAREER HIGHS/LOWS |   |
|--------------------------|---|
| IP.....                  | 1.0.....3x, last, at West Virginia, 5/10/22 |
| Hits.....                | 0.....vs. Penn State, 5/17/22               |
| Runs.....                | 0.....2x, last, at West Virginia, 5/10/22   |
| ER.....                  | 0.....2x, last, at West Virginia, 5/10/22   |
| Walks.....               | 0.....4x, last, Georgia Tech, 5/20/22       |
| Ks.....                  | 2.....2x, last, at West Virginia, 5/10/22   |
| Pitches.....             | 24.....Duke (G2), 5/8/22                    |
| SEASON                   |   |
| Wins.....                | --  |
| Saves.....               | --  |

#31 Kyle Demi - 6 appearances (All games)

| Date   | Opponent         | GS | IP  | H | R | ER | BB | SO | 2B | 3B | HR | WP | BK | HBP | IBB | Score | W-L | Sv | ERA   | NP |
|--------|------------------|----|-----|---|---|----|----|----|----|----|----|----|----|-----|-----|-------|-----|----|-------|----|
| Mar 15 | BUCKNELL         |    | 1.0 | 1 | 1 | 1  | 0  | 1  | 1  | 0  | 0  | 1  | 0  | 1   | 0   | 21-6  | 0-0 | 0  | 9.00  | 16 |
| May 08 | DUKE-2           |    | 1.0 | 1 | 0 | 0  | 0  | 2  | 1  | 0  | 0  | 0  | 0  | 0   | 0   | 5-15  | 0-0 | 0  | 4.50  | 24 |
| May 10 | at West Virginia |    | 1.0 | 1 | 0 | 0  | 0  | 2  | 0  | 0  | 0  | 0  | 0  | 0   | 0   | 1-9   | 0-0 | 0  | 3.00  | 16 |
| May 13 | at Notre Dame    |    | 0.2 | 2 | 1 | 1  | 2  | 0  | 0  | 0  | 0  | 1  | 0  | 0   | 0   | 3-8   | 0-0 | 0  | 4.91  | 20 |
| May 17 | vs Penn State    |    | 0.1 | 0 | 2 | 2  | 2  | 1  | 0  | 0  | 0  | 0  | 0  | 0   | 0   | 6-19  | 0-1 | 0  | 9.00  | 15 |
| May 20 | GEORGIA TECH     |    | 0.1 | 4 | 4 | 4  | 0  | 0  | 0  | 0  | 1  | 0  | 0  | 1   | 0   | 3-19  | 0-1 | 0  | 16.62 | 18 |
| Totals |                  | 0  | 4.1 | 9 | 8 | 8  | 4  | 6  | 2  | 0  | 1  | 2  | 0  | 2   | 0   | 39-76 | 0-1 | 0  | 16.62 | -  |

| DEMI'S CAREER STATS |       |     |    |    |    |     |    |     |   |   |    |    |    |    |    |    |    |      |    |     |    |     |     |
|---------------------|-------|-----|----|----|----|-----|----|-----|---|---|----|----|----|----|----|----|----|------|----|-----|----|-----|-----|
| YEAR                | ERA   | W-L | GP | GS | CG | SHO | SV | IP  | H | R | ER | BB | SO | 2B | 3B | HR | BF | BAVG | WP | HBP | BK | SFA | SHA |
| 2022                | 16.62 | 0-1 | 6  | 0  | 0  | 0   | 0  | 4.1 | 9 | 8 | 8  | 4  | 6  | 2  | 0  | 1  | 27 | .429 | 2  | 2   | 0  | 0   | 0   |
| Total               | 16.62 | 0-1 | 6  | 0  | 0  | 0   | 0  | 4.1 | 9 | 8 | 8  | 4  | 6  | 2  | 0  | 1  | 27 | .429 | 2  | 2   | 0  | 0   | 0   |





# BILLY CORCORAN

#32

P • R/R • JR • 6-8 • 220  
MILMONT PARK, PA • MALVERN PREP



CORCORAN'S CAREER HIGHS/LOWS

|              |     |                                      |
|--------------|-----|--------------------------------------|
| IP.....      | 9.0 | No. 5 Louisville, 4/3/22             |
| Hits.....    | 1   | 4x, last, at No. 20 NC State 3/10/19 |
| Runs.....    | 0   | 9x, last, vs. Indiana State, 2/21/21 |
| ER.....      | 0   | 12x, last, Duke (G1), 5/8/22         |
| Walks.....   | 0   | 15x, last, Georgia Tech, 5/20/22     |
| Ks.....      | 9   | 3x, last, No. 5 Louisville, 4/3/22   |
| Pitches..... | 113 | No. 5 Louisville, 4/3/22             |
| SEASON       |     |                                      |
| Wins.....    | 7   | 2022                                 |
| Saves.....   | --  | --                                   |

#32 Billy Corcoran - 10 games (All games)

| Date   | Opponent          | Pos  | AB | R | H | RBI | 2B | 3B | HR | BB | SB | CS | HBP | SAC | SF | GDP | K | PO | A  | E | Avg  |
|--------|-------------------|------|----|---|---|-----|----|----|----|----|----|----|-----|-----|----|-----|---|----|----|---|------|
| Feb 19 | vs Canisius-1     | *p   | 0  | 0 | 0 | 0   | 0  | 0  | 0  | 0  | 0  | 0  | 0   | 0   | 0  | 0   | 0 | 0  | 3  | 0 | .000 |
| Feb 26 | vs Bradley        | *p   | 0  | 0 | 0 | 0   | 0  | 0  | 0  | 0  | 0  | 0  | 0   | 0   | 0  | 0   | 0 | 0  | 2  | 0 | .000 |
| Mar 06 | vs Campbell       | *p   | 0  | 0 | 0 | 0   | 0  | 0  | 0  | 0  | 0  | 0  | 0   | 0   | 0  | 0   | 0 | 1  | 1  | 0 | .000 |
| Mar 13 | at North Carolina | *p   | 0  | 0 | 0 | 0   | 0  | 0  | 0  | 0  | 0  | 0  | 0   | 0   | 0  | 0   | 0 | 1  | 0  | 0 | .000 |
| Mar 20 | at Virginia Tech  | *p   | 0  | 0 | 0 | 0   | 0  | 0  | 0  | 0  | 0  | 0  | 0   | 0   | 0  | 0   | 0 | 2  | 0  | 0 | .000 |
| Apr 10 | at Boston College | *p   | 0  | 0 | 0 | 0   | 0  | 0  | 0  | 0  | 0  | 0  | 0   | 0   | 0  | 0   | 0 | 0  | 1  | 0 | .000 |
| Apr 24 | at Miami          | *p   | 0  | 0 | 0 | 0   | 0  | 0  | 0  | 0  | 0  | 0  | 0   | 0   | 0  | 0   | 0 | 1  | 1  | 0 | .000 |
| Apr 30 | NORTH CAROLINA A& | *p   | 0  | 0 | 0 | 0   | 0  | 0  | 0  | 0  | 0  | 0  | 0   | 0   | 0  | 0   | 0 | 0  | 1  | 0 | .000 |
| May 08 | DUKE-1            | *p   | 0  | 0 | 0 | 0   | 0  | 0  | 0  | 0  | 0  | 0  | 0   | 0   | 0  | 0   | 0 | 1  | 1  | 0 | .000 |
| May 14 | at Notre Dame     | *p   | 0  | 0 | 0 | 0   | 0  | 0  | 0  | 0  | 0  | 0  | 0   | 0   | 0  | 0   | 0 | 1  | 3  | 0 | .000 |
| Totals |                   | 10gs | 0  | 0 | 0 | 0   | 0  | 0  | 0  | 0  | 0  | 0  | 0   | 0   | 0  | 0   | 0 | 7  | 13 | 0 | .000 |

On base pct. .000 • Slugging pct. .000

#32 Billy Corcoran - 13 appearances (All games)

| Date   | Opponent          | GS | IP   | H  | R  | ER | BB | SO | 2B | 3B | HR | WP | BK | HBP | IBB | Score | W-L | Sv | ERA  | NP  |
|--------|-------------------|----|------|----|----|----|----|----|----|----|----|----|----|-----|-----|-------|-----|----|------|-----|
| Feb 19 | vs Canisius-1     | *  | 6.0  | 6  | 2  | 2  | 2  | 0  | 0  | 0  | 0  | 0  | 0  | 0   | 0   | 12-2  | 1-0 | 0  | 3.00 | 87  |
| Feb 26 | vs Bradley        | *  | 6.0  | 4  | 3  | 3  | 0  | 7  | 1  | 0  | 0  | 0  | 0  | 1   | 0   | 2-3   | 1-1 | 0  | 3.75 | 83  |
| Mar 06 | vs Campbell       | *  | 6.0  | 8  | 5  | 5  | 0  | 4  | 2  | 0  | 2  | 0  | 0  | 0   | 0   | 11-5  | 2-1 | 0  | 5.00 | 92  |
| Mar 13 | at North Carolina | *  | 6.0  | 7  | 2  | 2  | 2  | 2  | 1  | 0  | 1  | 0  | 0  | 0   | 0   | 2-9   | 2-1 | 0  | 4.50 | 83  |
| Mar 20 | at Virginia Tech  | *  | 6.0  | 7  | 3  | 3  | 0  | 6  | 1  | 0  | 1  | 0  | 0  | 0   | 0   | 1-7   | 2-2 | 0  | 4.50 | 94  |
| Apr 03 | LOUISVILLE        | *  | 9.0  | 4  | 3  | 3  | 0  | 9  | 1  | 0  | 1  | 0  | 0  | 0   | 0   | 6-3   | 3-2 | 0  | 4.15 | 113 |
| Apr 10 | at Boston College | *  | 6.0  | 4  | 6  | 1  | 1  | 5  | 1  | 0  | 2  | 0  | 0  | 3   | 0   | 10-9  | 4-2 | 0  | 3.80 | 95  |
| Apr 17 | VIRGINIA          | *  | 7.0  | 7  | 1  | 0  | 0  | 4  | 1  | 0  | 0  | 0  | 0  | 1   | 0   | 4-1   | 5-2 | 0  | 3.29 | 94  |
| Apr 24 | at Miami          | *  | 7.0  | 3  | 1  | 1  | 1  | 8  | 1  | 0  | 1  | 0  | 0  | 0   | 0   | 9-4   | 6-2 | 0  | 3.05 | 104 |
| Apr 30 | NORTH CAROLINA A& | *  | 6.0  | 7  | 5  | 3  | 0  | 7  | 0  | 0  | 1  | 0  | 0  | 0   | 0   | 5-9   | 6-3 | 0  | 3.18 | 84  |
| May 08 | DUKE-1            | *  | 6.0  | 6  | 1  | 0  | 1  | 8  | 0  | 0  | 0  | 0  | 0  | 0   | 0   | 3-2   | 7-3 | 0  | 2.92 | 108 |
| May 14 | at Notre Dame     | *  | 6.2  | 12 | 7  | 7  | 1  | 3  | 5  | 0  | 0  | 0  | 0  | 0   | 0   | 1-8   | 7-4 | 0  | 3.48 | 95  |
| May 20 | GEORGIA TECH      | *  | 3.0  | 10 | 8  | 8  | 0  | 3  | 4  | 0  | 2  | 1  | 0  | 0   | 0   | 3-19  | 7-5 | 0  | 4.24 | 72  |
| Totals |                   | 13 | 80.2 | 85 | 47 | 38 | 8  | 66 | 18 | 0  | 11 | 1  | 0  | 5   | 0   | 69-81 | 7-5 | 0  | 4.24 | -   |

CORCORAN'S CAREER STATS

| YEAR  | ERA  | W-L   | GP | GS | CG | SHO | SV | IP    | H   | R   | ER | BB | SO  | 2B | 3B | HR | BF  | BAVG | WP | HBP | BK | SFA | SHA |
|-------|------|-------|----|----|----|-----|----|-------|-----|-----|----|----|-----|----|----|----|-----|------|----|-----|----|-----|-----|
| 2019  | 3.80 | 2-6   | 20 | 11 | 0  | 0/0 | 0  | 68.2  | 64  | 37  | 29 | 26 | 54  | 15 | 2  | 2  | 305 | .247 | 5  | 8   | 1  | 6   | 6   |
| 2020  | 3.97 | 2-0   | 4  | 4  | 0  | 0   | 0  | 22.2  | 16  | 11  | 10 | 5  | 28  | 2  | 0  | 4  | 90  | .190 | 2  | 0   | 0  | 0   | 1   |
| 2021  | 5.84 | 0-2   | 4  | 4  | 0  | 0   | 0  | 12.1  | 16  | 12  | 8  | 4  | 9   | 3  | 0  | 5  | 58  | .314 | 0  | 1   | 0  | 1   | 1   |
| 2022  | 4.24 | 7-5   | 13 | 13 | 1  | 0   | 0  | 80.2  | 85  | 47  | 38 | 8  | 66  | 18 | 0  | 11 | 341 | .265 | 1  | 5   | 0  | 4   | 3   |
| Total | 4.15 | 11-13 | 41 | 32 | 1  | 0   | 0  | 184.1 | 181 | 107 | 85 | 43 | 157 | 38 | 2  | 22 | 794 | .253 | 8  | 14  | 1  | 11  | 11  |



# JACK ANDERSON

#33

1B/C • R/R • JR • 6-3 • 217  
MARS, PA • STATE COLLEGE OF FLORIDA

Pitt

ACC

## ANDERSON'S CAREER HIGHS (AT PITT)

Runs.....3.....Bucknell, 3/15/22  
 Hits.....3.....2x, last, No. 5 Virginia, 4/15/22  
 2Bs.....1.....7x, last, Oakland, 5/4/22  
 3Bs.....--.....  
 HRs.....2.....Bucknell, 3/15/22  
 RBI.....6.....Bucknell, 3/15/22  
 Walks.....4.....North Carolina A&T (G1), 4/30/22  
 Steals.....--.....  
 Putouts.....2.....at High Point, 3/9/22  
 Assists.....--.....

## #33 Jack Anderson - 47 games (All games)

| Date   | Opponent            | Pos   | AB  | R  | H  | RBI | 2B | 3B | HR | BB | SB | CS | HBP | SAC | SF | GDP | K  | PO | A | E | Avg  |
|--------|---------------------|-------|-----|----|----|-----|----|----|----|----|----|----|-----|-----|----|-----|----|----|---|---|------|
| Feb 18 | vs Canisius         | ph    | 0   | 1  | 0  | 0   | 0  | 0  | 0  | 1  | 0  | 0  | 0   | 0   | 0  | 0   | 0  | 0  | 0 | 0 | .000 |
| Feb 19 | vs Canisius-1       | *dh   | 3   | 2  | 2  | 1   | 0  | 0  | 1  | 1  | 0  | 0  | 0   | 0   | 0  | 0   | 0  | 0  | 0 | 0 | .667 |
| Feb 20 | vs Canisius         | *dh   | 2   | 1  | 1  | 1   | 0  | 0  | 0  | 3  | 0  | 0  | 0   | 0   | 0  | 0   | 1  | 0  | 0 | 0 | .600 |
| Feb 25 | vs Bradley          | *dh   | 3   | 0  | 0  | 0   | 0  | 0  | 0  | 1  | 0  | 0  | 0   | 0   | 0  | 0   | 2  | 0  | 0 | 0 | .375 |
| Feb 26 | vs Bradley          | ph    | 1   | 0  | 0  | 0   | 0  | 0  | 0  | 0  | 0  | 0  | 0   | 0   | 0  | 0   | 0  | 0  | 0 | 0 | .333 |
| Feb 26 | at Lipscomb         | ph/1b | 1   | 0  | 1  | 1   | 0  | 0  | 0  | 0  | 0  | 0  | 0   | 0   | 0  | 0   | 0  | 0  | 0 | 0 | .400 |
| Feb 27 | at Lipscomb         | *dh   | 3   | 0  | 0  | 0   | 0  | 0  | 0  | 1  | 0  | 0  | 0   | 0   | 0  | 0   | 1  | 0  | 0 | 0 | .308 |
| Mar 04 | vs Army             | *dh   | 2   | 0  | 0  | 1   | 0  | 0  | 0  | 1  | 0  | 0  | 0   | 0   | 1  | 0   | 1  | 0  | 0 | 0 | .267 |
| Mar 06 | vs Campbell         | *dh   | 5   | 2  | 2  | 0   | 1  | 0  | 0  | 0  | 0  | 0  | 0   | 0   | 0  | 0   | 0  | 0  | 0 | 0 | .300 |
| Mar 09 | at High Point       | ph/1b | 1   | 0  | 0  | 0   | 0  | 0  | 0  | 0  | 0  | 0  | 0   | 0   | 0  | 0   | 0  | 2  | 0 | 0 | .286 |
| Mar 11 | at North Carolina   | of    | 1   | 0  | 0  | 0   | 0  | 0  | 0  | 0  | 0  | 0  | 0   | 0   | 0  | 0   | 1  | 0  | 0 | 0 | .273 |
| Mar 12 | at North Carolina   | ph    | 1   | 0  | 1  | 0   | 0  | 0  | 0  | 0  | 0  | 0  | 0   | 0   | 0  | 0   | 0  | 0  | 0 | 0 | .304 |
| Mar 13 | at North Carolina   | *dh   | 4   | 0  | 0  | 0   | 0  | 0  | 0  | 0  | 0  | 0  | 0   | 0   | 0  | 0   | 3  | 0  | 0 | 0 | .259 |
| Mar 15 | BUCKNELL            | *dh   | 5   | 3  | 3  | 6   | 0  | 0  | 2  | 1  | 0  | 0  | 0   | 0   | 0  | 0   | 1  | 0  | 0 | 0 | .312 |
| Mar 16 | YOUNGSTOWN STAT     | *dh   | 3   | 0  | 0  | 0   | 0  | 0  | 0  | 0  | 0  | 0  | 1   | 0   | 0  | 0   | 1  | 0  | 0 | 0 | .286 |
| Mar 18 | at Virginia Tech    | *dh   | 2   | 0  | 1  | 1   | 0  | 0  | 0  | 1  | 0  | 0  | 0   | 0   | 1  | 0   | 0  | 0  | 0 | 0 | .297 |
| Mar 19 | at Virginia Tech    | *dh   | 5   | 1  | 2  | 2   | 0  | 0  | 1  | 0  | 0  | 0  | 0   | 0   | 0  | 1   | 1  | 0  | 0 | 0 | .310 |
| Mar 20 | at Virginia Tech    | *dh   | 4   | 0  | 1  | 0   | 0  | 0  | 0  | 0  | 0  | 0  | 0   | 0   | 0  | 0   | 1  | 0  | 0 | 0 | .304 |
| Mar 25 | CLEMSON-1           | *dh   | 4   | 0  | 2  | 1   | 1  | 0  | 0  | 0  | 0  | 0  | 0   | 0   | 0  | 0   | 0  | 0  | 0 | 0 | .320 |
| Mar 25 | CLEMSON-2           | *dh   | 4   | 2  | 2  | 1   | 0  | 0  | 1  | 1  | 0  | 0  | 0   | 0   | 0  | 0   | 1  | 0  | 0 | 0 | .333 |
| Mar 30 | WEST VIRGINIA       | *dh   | 5   | 1  | 2  | 1   | 1  | 0  | 0  | 0  | 0  | 0  | 0   | 0   | 0  | 0   | 2  | 0  | 0 | 0 | .339 |
| Apr 02 | LOUISVILLE-1        | *dh   | 3   | 1  | 0  | 0   | 0  | 0  | 0  | 1  | 0  | 0  | 0   | 0   | 0  | 0   | 1  | 0  | 0 | 0 | .323 |
| Apr 02 | LOUISVILLE-2        | *dh   | 3   | 0  | 1  | 0   | 0  | 0  | 0  | 0  | 0  | 0  | 0   | 0   | 0  | 0   | 1  | 0  | 0 | 0 | .323 |
| Apr 03 | LOUISVILLE          | *dh   | 4   | 0  | 1  | 0   | 1  | 0  | 0  | 0  | 0  | 0  | 0   | 0   | 0  | 1   | 2  | 0  | 0 | 0 | .319 |
| Apr 06 | at Youngstown State | *dh   | 5   | 1  | 1  | 1   | 1  | 0  | 0  | 0  | 0  | 0  | 0   | 0   | 0  | 0   | 1  | 0  | 0 | 0 | .311 |
| Apr 08 | at Boston College   | *dh   | 4   | 1  | 1  | 1   | 0  | 1  | 0  | 0  | 0  | 0  | 0   | 0   | 1  | 0   | 2  | 0  | 0 | 0 | .308 |
| Apr 09 | at Boston College   | *dh   | 4   | 0  | 0  | 0   | 0  | 0  | 0  | 0  | 0  | 0  | 0   | 0   | 0  | 0   | 2  | 0  | 0 | 0 | .293 |
| Apr 10 | at Boston College   | *dh   | 5   | 1  | 2  | 1   | 1  | 0  | 0  | 0  | 0  | 0  | 0   | 0   | 0  | 0   | 2  | 0  | 0 | 0 | .299 |
| Apr 12 | at Kent State       | *dh   | 4   | 1  | 2  | 0   | 0  | 0  | 0  | 1  | 0  | 0  | 0   | 0   | 0  | 0   | 1  | 0  | 0 | 0 | .308 |
| Apr 15 | VIRGINIA            | *dh   | 5   | 1  | 3  | 0   | 1  | 0  | 0  | 0  | 0  | 0  | 0   | 0   | 0  | 0   | 2  | 0  | 0 | 0 | .323 |
| Apr 15 | VIRGINIA            | *dh   | 2   | 0  | 0  | 0   | 0  | 0  | 0  | 1  | 0  | 0  | 0   | 0   | 0  | 0   | 2  | 0  | 0 | 0 | .316 |
| Apr 17 | VIRGINIA            | *dh   | 4   | 1  | 1  | 0   | 0  | 0  | 0  | 1  | 0  | 0  | 0   | 0   | 0  | 0   | 1  | 0  | 0 | 0 | .314 |
| Apr 20 | vs West Virginia    | *dh   | 4   | 0  | 0  | 0   | 0  | 0  | 0  | 2  | 0  | 0  | 0   | 0   | 0  | 0   | 3  | 0  | 0 | 0 | .302 |
| Apr 23 | at Miami            | ph    | 1   | 0  | 0  | 0   | 0  | 0  | 0  | 0  | 0  | 0  | 0   | 0   | 0  | 0   | 1  | 0  | 0 | 0 | .299 |
| Apr 29 | NORTH CAROLINA A&   | *dh   | 2   | 2  | 1  | 1   | 0  | 0  | 0  | 3  | 0  | 0  | 0   | 0   | 0  | 0   | 0  | 0  | 0 | 0 | .303 |
| Apr 30 | NORTH CAROLINA A&   | *dh   | 2   | 0  | 1  | 0   | 0  | 0  | 0  | 4  | 0  | 0  | 0   | 0   | 0  | 0   | 1  | 0  | 0 | 0 | .306 |
| Apr 30 | NORTH CAROLINA A&   | *dh   | 6   | 1  | 2  | 4   | 0  | 0  | 1  | 0  | 0  | 0  | 0   | 0   | 0  | 0   | 1  | 0  | 0 | 0 | .308 |
| May 04 | OAKLAND             | *dh   | 4   | 1  | 1  | 0   | 1  | 0  | 0  | 0  | 0  | 0  | 1   | 0   | 0  | 0   | 1  | 0  | 0 | 0 | .306 |
| May 07 | DUKE                | *dh   | 5   | 1  | 2  | 2   | 0  | 0  | 0  | 0  | 0  | 0  | 0   | 0   | 0  | 1   | 2  | 0  | 0 | 0 | .310 |
| May 08 | DUKE-1              | *dh   | 3   | 1  | 0  | 0   | 0  | 0  | 0  | 1  | 0  | 0  | 0   | 0   | 0  | 0   | 3  | 0  | 0 | 0 | .302 |
| May 10 | at West Virginia    | *dh   | 3   | 0  | 0  | 0   | 0  | 0  | 0  | 0  | 0  | 0  | 0   | 0   | 0  | 1   | 1  | 0  | 0 | 0 | .295 |
| May 13 | at Notre Dame       | *dh   | 2   | 0  | 0  | 0   | 0  | 0  | 0  | 0  | 0  | 0  | 0   | 0   | 0  | 0   | 2  | 0  | 0 | 0 | .291 |
| May 14 | at Notre Dame       | *dh   | 3   | 0  | 2  | 0   | 0  | 0  | 0  | 1  | 0  | 0  | 0   | 0   | 0  | 0   | 1  | 0  | 0 | 0 | .299 |
| May 15 | at Notre Dame       | *dh   | 4   | 0  | 0  | 0   | 0  | 0  | 0  | 0  | 0  | 0  | 0   | 0   | 0  | 0   | 1  | 0  | 0 | 0 | .291 |
| May 17 | vs Penn State       | *dh   | 4   | 0  | 0  | 0   | 0  | 0  | 0  | 0  | 0  | 0  | 1   | 0   | 0  | 0   | 1  | 0  | 0 | 0 | .283 |
| May 19 | GEORGIA TECH        | *dh   | 3   | 0  | 0  | 0   | 0  | 0  | 0  | 2  | 0  | 0  | 0   | 0   | 0  | 0   | 3  | 0  | 0 | 0 | .277 |
| May 20 | GEORGIA TECH        | ph/1b | 1   | 0  | 0  | 0   | 0  | 0  | 0  | 0  | 0  | 0  | 0   | 0   | 0  | 0   | 1  | 0  | 0 | 0 | .275 |
| Totals |                     | 39gs  | 149 | 26 | 41 | 26  | 8  | 1  | 6  | 28 | 0  | 0  | 3   | 0   | 3  | 4   | 55 | 2  | 0 | 0 | .275 |

## ANDERSON'S CAREER STATS



| YEAR  | AVG  | GP-GS | AB  | R  | H  | 2B | 3B | HR | RBI | TB | SLG% | BB | HP | SO | GDP | OB%  | SF | SH | SB | PO | A | E | FLD%  |
|-------|------|-------|-----|----|----|----|----|----|-----|----|------|----|----|----|-----|------|----|----|----|----|---|---|-------|
| 2022  | .275 | 47-39 | 149 | 26 | 41 | 8  | 1  | 6  | 26  | 69 | .463 | 28 | 3  | 55 | 4   | .393 | 3  | 0  | 0  | 2  | 0 | 0 | 1.000 |
| Total | .275 | 47-39 | 149 | 26 | 41 | 8  | 1  | 6  | 26  | 69 | .463 | 28 | 3  | 55 | 4   | .393 | 3  | 0  | 0  | 2  | 0 | 0 | 1.000 |



# WILL DROLL

#34

P • L/L • FR • 6-1 • 185  
THUNDER BAY, ONTARIO, CA • ST. IGNATIUS



DROLL'S CAREER HIGHS/LOWS

IP..... 0.2..... No. 5 Louisville (G2), 4/2/22  
Hits..... 0..... vs. Penn State, 5/17/22  
Runs..... 0..... vs. Penn State, 5/17/22  
ER..... 0..... vs. Penn State, 5/17/22  
Walks..... 0..... vs. Penn State, 5/17/22  
Ks..... 1..... 2x, last, Georgia Tech, 5/20/22  
Pitches..... 24..... No. 5 Louisville (G2), 4/2/22

SEASON

Wins..... --.....  
Saves..... --.....

#34 Will Droll - 3 appearances (All games)

| Date   | Opponent      | GS | IP  | H | R | ER | BB | SO | 2B | 3B | HR | WP | BK | HBP | IBB | Score | W-L | Sv | ERA   | NP |
|--------|---------------|----|-----|---|---|----|----|----|----|----|----|----|----|-----|-----|-------|-----|----|-------|----|
| Apr 02 | LOUISVILLE-2  |    | 0.2 | 1 | 2 | 2  | 3  | 1  | 0  | 0  | 0  | 0  | 0  | 1   | 0   | 6-14  | 0-0 | 0  | 27.00 | 24 |
| May 17 | vs Penn State |    | 0.1 | 0 | 0 | 0  | 0  | 0  | 0  | 0  | 0  | 1  | 0  | 1   | 0   | 6-19  | 0-0 | 0  | 18.00 | 6  |
| May 20 | GEORGIA TECH  |    | 0.1 | 3 | 3 | 2  | 2  | 1  | 1  | 0  | 0  | 0  | 0  | 0   | 0   | 3-19  | 0-0 | 0  | 27.00 | 23 |
| Totals |               | 0  | 1.1 | 4 | 5 | 4  | 5  | 2  | 1  | 0  | 0  | 1  | 0  | 2   | 0   | 15-52 | 0-0 | 0  | 27.00 | -  |

| DROLL'S CAREER STATS |       |     |    |    |    |     |    |     |   |   |    |    |    |    |    |    |    |      |    |     |    |     |     |
|----------------------|-------|-----|----|----|----|-----|----|-----|---|---|----|----|----|----|----|----|----|------|----|-----|----|-----|-----|
| YEAR                 | ERA   | W-L | GP | GS | CG | SHO | SV | IP  | H | R | ER | BB | SO | 2B | 3B | HR | BF | BAVG | WP | HBP | BK | SFA | SHA |
| 2022                 | 27.00 | 0-0 | 3  | 0  | 0  | 0   | 0  | 1.1 | 4 | 5 | 4  | 5  | 2  | 1  | 0  | 0  | 16 | .444 | 1  | 2   | 0  | 0   | 0   |
| Total                | 27.00 | 0-0 | 3  | 0  | 0  | 0   | 0  | 1.1 | 4 | 5 | 4  | 5  | 2  | 1  | 0  | 0  | 16 | .444 | 1  | 2   | 0  | 0   | 0   |



# DYLAN LESTER

#36

RHP • R/R • R-SR • 6-1 • 210  
BRENHAM, TX • BRENHAM



LESTER'S CAREER HIGHS

IP.....3.0.....2x, last at Duke, 3/7/21  
Hits.....0.....11x, last, Georgia Tech, 5/20/22  
Runs.....0.....19x, last, Georgia Tech, 5/20/22  
ER.....0.....19x, last, Georgia Tech, 5/20/22  
Walks.....0.....20x, last, Georgia Tech, 5/20/22  
Ks.....5.....2x, at No. 9 Florida State, 2/28/21  
Pitches.....51.....at No. 7 Georgia Tech, 3/14/21

SEASON

Wins.....--.....  
Saves.....1.....2021

#36 Dylan Lester - 1 game (All games)

| Date   | Opponent         | Pos | AB | R | H | RBI | 2B | 3B | HR | BB | SB | CS | HBP | SAC | SF | GDP | K | PO | A | E | Avg  |
|--------|------------------|-----|----|---|---|-----|----|----|----|----|----|----|-----|-----|----|-----|---|----|---|---|------|
| Mar 19 | at Virginia Tech | p   | 0  | 0 | 0 | 0   | 0  | 0  | 0  | 0  | 0  | 0  | 0   | 0   | 0  | 0   | 0 | 0  | 1 | 0 | .000 |
| Totals |                  | Ogs | 0  | 0 | 0 | 0   | 0  | 0  | 0  | 0  | 0  | 0  | 0   | 0   | 0  | 0   | 0 | 0  | 1 | 0 | .000 |

On base pct. .000 • Slugging pct. .000

#36 Dylan Lester - 21 appearances (All games)

| Date   | Opponent            | GS | IP   | H  | R  | ER | BB | SO | 2B | 3B | HR | WP | BK | HBP | IBB | Score   | W-L | Sv | ERA   | NP |
|--------|---------------------|----|------|----|----|----|----|----|----|----|----|----|----|-----|-----|---------|-----|----|-------|----|
| Feb 18 | vs Canisius         |    | 2.0  | 2  | 2  | 2  | 0  | 4  | 0  | 0  | 0  | 0  | 0  | 0   | 0   | 3-11    | 0-0 | 0  | 9.00  | 32 |
| Feb 20 | vs Canisius         |    | 0.2  | 3  | 2  | 2  | 0  | 0  | 0  | 0  | 0  | 0  | 0  | 0   | 0   | 7-15    | 0-0 | 0  | 13.50 | 21 |
| Feb 27 | at Lipscomb         |    | 1.1  | 1  | 0  | 0  | 0  | 0  | 0  | 0  | 0  | 0  | 0  | 0   | 0   | 6-5     | 0-0 | 0  | 9.00  | 13 |
| Mar 09 | at High Point       |    | 2.0  | 1  | 0  | 0  | 1  | 1  | 1  | 0  | 0  | 0  | 0  | 0   | 0   | 15-5    | 0-0 | 0  | 6.00  | 22 |
| Mar 13 | at North Carolina   |    | 0.2  | 3  | 1  | 1  | 0  | 1  | 0  | 0  | 0  | 0  | 0  | 0   | 0   | 2-9     | 0-0 | 0  | 6.75  | 17 |
| Mar 19 | at Virginia Tech    |    | 2.0  | 3  | 3  | 3  | 0  | 3  | 0  | 0  | 3  | 0  | 0  | 0   | 0   | 6-22    | 0-0 | 0  | 8.31  | 32 |
| Mar 30 | WEST VIRGINIA       |    | 1.0  | 0  | 0  | 0  | 0  | 0  | 0  | 0  | 0  | 0  | 0  | 0   | 0   | 9-6     | 0-0 | 0  | 7.45  | 12 |
| Apr 06 | at Youngstown State |    | 1.0  | 0  | 0  | 0  | 1  | 0  | 0  | 0  | 0  | 0  | 0  | 0   | 0   | 9-1     | 0-0 | 0  | 6.75  | 8  |
| Apr 09 | at Boston College   |    | 1.0  | 2  | 2  | 2  | 1  | 1  | 1  | 0  | 0  | 0  | 0  | 0   | 0   | 8-9     | 0-0 | 0  | 7.71  | 35 |
| Apr 12 | at Kent State       |    | 1.0  | 3  | 1  | 1  | 0  | 2  | 1  | 0  | 1  | 0  | 0  | 0   | 0   | 12-5    | 0-0 | 0  | 7.82  | 31 |
| Apr 15 | VIRGINIA            |    | 2.0  | 1  | 4  | 1  | 3  | 2  | 0  | 0  | 0  | 0  | 0  | 0   | 0   | 0-18    | 0-0 | 0  | 7.36  | 37 |
| Apr 20 | vs West Virginia    |    | 1.1  | 0  | 0  | 0  | 0  | 2  | 0  | 0  | 0  | 0  | 0  | 0   | 0   | 2-3     | 0-0 | 0  | 6.75  | 18 |
| Apr 23 | at Miami            |    | 1.1  | 3  | 2  | 2  | 1  | 2  | 2  | 0  | 0  | 0  | 0  | 0   | 0   | 2-17    | 0-0 | 0  | 7.27  | 35 |
| Apr 30 | NORTH CAROLINA A&   |    | 1.0  | 1  | 0  | 0  | 1  | 1  | 0  | 0  | 0  | 0  | 0  | 0   | 0   | 5-9     | 0-0 | 0  | 6.87  | 15 |
| May 04 | OAKLAND             |    | 1.1  | 0  | 0  | 0  | 0  | 1  | 0  | 0  | 0  | 0  | 0  | 0   | 0   | 4-8     | 0-0 | 0  | 6.41  | 13 |
| May 07 | DUKE                |    | 2.0  | 2  | 2  | 2  | 2  | 4  | 1  | 0  | 1  | 0  | 0  | 0   | 0   | 14-4    | 0-0 | 0  | 6.65  | 46 |
| May 10 | at West Virginia    |    | 2.0  | 2  | 3  | 3  | 4  | 3  | 1  | 0  | 1  | 2  | 0  | 0   | 0   | 1-9     | 0-0 | 0  | 7.23  | 47 |
| May 13 | at Notre Dame       |    | 1.0  | 0  | 0  | 0  | 0  | 2  | 0  | 0  | 0  | 0  | 0  | 0   | 0   | 3-8     | 0-0 | 0  | 6.93  | 14 |
| May 17 | vs Penn State       |    | 0.2  | 1  | 1  | 1  | 2  | 0  | 0  | 0  | 0  | 1  | 0  | 0   | 0   | 6-19    | 0-0 | 0  | 7.11  | 22 |
| May 20 | GEORGIA TECH        |    | 0.2  | 0  | 0  | 0  | 0  | 2  | 0  | 0  | 0  | 0  | 0  | 0   | 0   | 3-19    | 0-0 | 0  | 6.92  | 6  |
| May 21 | GEORGIA TECH        |    | 1.1  | 2  | 2  | 2  | 2  | 1  | 0  | 0  | 1  | 0  | 0  | 0   | 0   | 7-13    | 0-0 | 0  | 7.24  | 32 |
| Totals |                     | 0  | 27.1 | 30 | 25 | 22 | 18 | 32 | 7  | 0  | 8  | 3  | 0  | 0   | 0   | 124-215 | 0-0 | 0  | 7.24  | -  |

LESTER'S CAREER STATS

| YEAR  | ERA  | W-L | GP | GS | CG | SHO | SV | IP   | H  | R  | ER | BB | SO | 2B | 3B | HR | BF  | BAVG | WP | HBP | BK | SFA | SHA |
|-------|------|-----|----|----|----|-----|----|------|----|----|----|----|----|----|----|----|-----|------|----|-----|----|-----|-----|
| 2020  | 4.00 | 0-0 | 6  | 0  | 0  | 0   | 0  | 9.0  | 6  | 4  | 4  | 5  | 8  | 1  | 0  | 0  | 38  | .207 | 1  | 2   | 0  | 1   | 1   |
| 2021  | 7.06 | 0-0 | 15 | 1  | 0  | 0   | 1  | 21.2 | 21 | 17 | 17 | 11 | 27 | 6  | 0  | 4  | 101 | .253 | 2  | 6   | 0  | 0   | 1   |
| 2022  | 7.24 | 0-0 | 21 | 0  | 0  | 0   | 0  | 27.1 | 30 | 25 | 22 | 18 | 32 | 7  | 0  | 8  | 129 | .273 | 3  | 0   | 0  | 0   | 0   |
| Total | 6.67 | 0-0 | 42 | 1  | 0  | 0   | 1  | 58   | 57 | 46 | 43 | 34 | 67 | 14 | 0  | 12 | 268 | .257 | 6  | 8   | 0  | 1   | 2   |







# C.J. MCKENNITT

#38

P • R/R • JR • 6-2 • 210  
CONCORD, MA • ST. MARK'S

Pitt

ACC

## MCKENNITT'S CAREER HIGHS

IP.....2.2.....Lipscomb, 4/13/21  
 Hits.....0.....12x, last, North Carolina A&T (G2), 4/30/22  
 Runs.....0.....18x, last, Georgia Tech, 5/20/22  
 ER.....0.....19x, last, Georgia Tech, 5/20/22  
 Walks.....0.....11x, last, North Carolina A&T (G2), 4/30/22  
 Ks.....4.....vs. Bradley, 2/26/22  
 Pitches.....58.....at Youngstown State, 4/6/22

## SEASON

Wins.....1.....2021  
 Saves.....--.....--

## #38 C.J. McKennitt - 5 games (All games)

| Date   | Opponent            | Pos | AB | R | H | RBI | 2B | 3B | HR | BB | SB | CS | HBP | SAC | SF | GDP | K | PO | A | E | Avg  |
|--------|---------------------|-----|----|---|---|-----|----|----|----|----|----|----|-----|-----|----|-----|---|----|---|---|------|
| Mar 16 | YOUNGSTOWN STAT     | p   | 0  | 0 | 0 | 0   | 0  | 0  | 0  | 0  | 0  | 0  | 0   | 0   | 0  | 0   | 0 | 0  | 1 | 0 | .000 |
| Apr 06 | at Youngstown State | p   | 0  | 0 | 0 | 0   | 0  | 0  | 0  | 0  | 0  | 0  | 0   | 0   | 0  | 0   | 0 | 0  | 2 | 0 | .000 |
| Apr 09 | at Boston College   | p   | 0  | 0 | 0 | 0   | 0  | 0  | 0  | 0  | 0  | 0  | 0   | 0   | 0  | 0   | 0 | 0  | 1 | 0 | .000 |
| Apr 12 | at Kent State       | p   | 0  | 0 | 0 | 0   | 0  | 0  | 0  | 0  | 0  | 0  | 0   | 0   | 0  | 0   | 0 | 0  | 1 | 0 | .000 |
| Apr 20 | vs West Virginia    | p   | 0  | 0 | 0 | 0   | 0  | 0  | 0  | 0  | 0  | 0  | 0   | 0   | 0  | 0   | 0 | 0  | 1 | 0 | .000 |
| Totals |                     | ogs | 0  | 0 | 0 | 0   | 0  | 0  | 0  | 0  | 0  | 0  | 0   | 0   | 0  | 0   | 0 | 0  | 6 | 0 | .000 |

On base pct. .000 • Slugging pct. .000

## #38 C.J. McKennitt - 21 appearances (All games)

| Date   | Opponent            | GS | IP   | H  | R  | ER | BB | SO | 2B | 3B | HR | WP | BK | HBP | IBB | Score   | W-L | Sv | ERA   | NP |
|--------|---------------------|----|------|----|----|----|----|----|----|----|----|----|----|-----|-----|---------|-----|----|-------|----|
| Feb 18 | vs Canisius         |    | 1.0  | 3  | 3  | 3  | 1  | 0  | 0  | 0  | 1  | 0  | 0  | 0   | 0   | 3-11    | 0-0 | 0  | 27.00 | 28 |
| Feb 20 | vs Canisius         |    | 0.2  | 1  | 0  | 0  | 0  | 0  | 0  | 0  | 0  | 0  | 0  | 0   | 0   | 7-15    | 0-0 | 0  | 16.20 | 4  |
| Feb 26 | vs Bradley          |    | 2.0  | 2  | 0  | 0  | 0  | 4  | 0  | 0  | 0  | 1  | 0  | 0   | 0   | 2-3     | 0-0 | 0  | 7.36  | 30 |
| Mar 04 | vs Army             |    | 0.2  | 0  | 0  | 0  | 1  | 0  | 0  | 0  | 0  | 0  | 0  | 0   | 0   | 3-5     | 0-0 | 0  | 6.23  | 11 |
| Mar 06 | vs Campbell         |    | 1.0  | 0  | 0  | 0  | 0  | 1  | 0  | 0  | 0  | 0  | 0  | 0   | 0   | 11-5    | 0-0 | 0  | 5.06  | 9  |
| Mar 11 | at North Carolina   |    | 1.0  | 2  | 1  | 0  | 1  | 1  | 0  | 0  | 0  | 0  | 0  | 0   | 0   | 4-7     | 0-0 | 0  | 4.26  | 21 |
| Mar 13 | at North Carolina   |    | 0.0  | 0  | 2  | 2  | 2  | 0  | 0  | 0  | 0  | 0  | 0  | 0   | 0   | 2-9     | 0-0 | 0  | 7.11  | 10 |
| Mar 16 | YOUNGSTOWN STAT     |    | 1.1  | 1  | 1  | 1  | 0  | 0  | 0  | 0  | 1  | 0  | 0  | 0   | 0   | 2-5     | 0-0 | 0  | 7.04  | 14 |
| Mar 20 | at Virginia Tech    |    | 1.0  | 0  | 0  | 0  | 0  | 2  | 0  | 0  | 0  | 0  | 0  | 0   | 0   | 1-7     | 0-0 | 0  | 6.23  | 12 |
| Mar 25 | CLEMSON-2           |    | 1.2  | 2  | 4  | 4  | 2  | 3  | 2  | 0  | 0  | 1  | 1  | 1   | 0   | 10-7    | 0-0 | 0  | 8.71  | 41 |
| Mar 30 | WEST VIRGINIA       |    | 0.2  | 0  | 0  | 0  | 1  | 1  | 0  | 0  | 0  | 0  | 0  | 0   | 0   | 9-6     | 0-0 | 0  | 8.18  | 17 |
| Apr 06 | at Youngstown State |    | 2.0  | 3  | 0  | 0  | 1  | 1  | 0  | 0  | 0  | 0  | 0  | 0   | 0   | 9-1     | 0-0 | 0  | 6.92  | 58 |
| Apr 09 | at Boston College   |    | 0.2  | 2  | 2  | 2  | 1  | 0  | 1  | 0  | 0  | 0  | 0  | 0   | 0   | 8-9     | 0-0 | 0  | 7.90  | 22 |
| Apr 12 | at Kent State       |    | 1.0  | 1  | 0  | 0  | 0  | 2  | 1  | 0  | 0  | 0  | 0  | 0   | 0   | 12-5    | 0-0 | 0  | 7.36  | 16 |
| Apr 15 | VIRGINIA            |    | 0.1  | 2  | 4  | 4  | 2  | 0  | 0  | 0  | 0  | 1  | 0  | 0   | 0   | 0-18    | 0-0 | 0  | 9.60  | 24 |
| Apr 20 | vs West Virginia    |    | 1.0  | 0  | 0  | 0  | 0  | 1  | 0  | 0  | 0  | 0  | 0  | 2   | 0   | 2-3     | 0-0 | 0  | 9.00  | 21 |
| Apr 23 | at Miami            |    | 1.0  | 2  | 1  | 1  | 1  | 2  | 0  | 0  | 0  | 0  | 0  | 0   | 0   | 2-17    | 0-0 | 0  | 9.00  | 22 |
| Apr 30 | NORTH CAROLINA A&   |    | 1.2  | 0  | 0  | 0  | 0  | 2  | 0  | 0  | 0  | 0  | 0  | 0   | 0   | 13-9    | 0-0 | 0  | 8.20  | 21 |
| May 04 | OAKLAND             |    | 1.0  | 0  | 0  | 0  | 1  | 1  | 0  | 0  | 0  | 0  | 0  | 0   | 0   | 4-8     | 0-0 | 0  | 7.78  | 11 |
| May 08 | DUKE-2              |    | 0.0  | 1  | 2  | 2  | 2  | 0  | 0  | 0  | 1  | 0  | 0  | 1   | 0   | 5-15    | 0-0 | 0  | 8.69  | 19 |
| May 20 | GEORGIA TECH        |    | 1.2  | 2  | 0  | 0  | 1  | 3  | 0  | 0  | 0  | 0  | 0  | 0   | 0   | 3-19    | 0-0 | 0  | 8.02  | 39 |
| Totals |                     | 0  | 21.1 | 24 | 20 | 19 | 17 | 24 | 4  | 0  | 3  | 3  | 1  | 4   | 0   | 112-184 | 0-0 | 0  | 8.02  | -  |

## MCKENNITT'S CAREER STATS

| YEAR  | ERA  | W-L | GP | GS | CG | SHO | SV | IP   | H  | R  | ER | BB | SO | 2B | 3B | HR | BF  | BAVG | WP | HBP | BK | SFA | SHA |
|-------|------|-----|----|----|----|-----|----|------|----|----|----|----|----|----|----|----|-----|------|----|-----|----|-----|-----|
| 2020  | 6.75 | 0-1 | 6  | 0  | 0  | 0   | 0  | 6.2  | 10 | 8  | 5  | 3  | 6  | 2  | 0  | 2  | 35  | .323 | 0  | 1   | 0  | 0   | 0   |
| 2021  | 8.16 | 1-1 | 13 | 0  | 0  | 0   | 0  | 14.1 | 9  | 13 | 13 | 19 | 18 | 2  | 1  | 1  | 74  | .173 | 3  | 2   | 0  | 0   | 1   |
| 2022  | 8.02 | 0-0 | 21 | 0  | 0  | 0   | 0  | 21.1 | 24 | 20 | 19 | 17 | 24 | 4  | 0  | 3  | 107 | .282 | 3  | 4   | 1  | 1   | 0   |
| Total | 7.87 | 1-2 | 40 | 0  | 0  | 0   | 0  | 42.1 | 43 | 41 | 37 | 39 | 48 | 8  | 1  | 6  | 216 | .256 | 6  | 7   | 1  | 1   | 1   |



# CJ FUNK

#39

OF • R/R • SO • 6-0 • 215  
BELLEFONTE, PA • BELLEFONTE AREA

Pitt

ACC

## FUNK'S CAREER HIGHS

Runs.....3.....2x, last, Bucknell, 3/15/22  
 Hits.....3.....2x, last, at No. 8 Notre Dame, 5/13/22  
 2Bs.....2.....2x, last, North Carolina A&T (G2), 4/30/22  
 3Bs.....1.....2x, last, at Kent State, 4/12/22  
 HRs.....1.....5x, last, Georgia Tech, 5/21/22  
 RBI.....4.....at Lipscomb, 2/26/22  
 Walks.....3.....2x, last, Duke (G2), 5/8/22  
 Steals.....1.....2x, last, No. 5 Louisville (G2), 4/2/22  
 Putouts.....6.....vs. Ohio State, 3/5/22  
 Assists.....1.....at Lipscomb, 2/27/22

## #39 CJ Funk - 43 games (All games)

| Date   | Opponent            | Pos  | AB  | R  | H  | RBI | 2B | 3B | HR | BB | SB | CS | HBP | SAC | SF | GDP | K  | PO | A | E | Avg  |
|--------|---------------------|------|-----|----|----|-----|----|----|----|----|----|----|-----|-----|----|-----|----|----|---|---|------|
| Feb 18 | vs Canisius         | *dh  | 3   | 0  | 0  | 0   | 0  | 0  | 0  | 0  | 0  | 0  | 1   | 0   | 0  | 0   | 3  | 0  | 0 | 0 | .000 |
| Feb 19 | vs Canisius-2       | *of  | 2   | 1  | 1  | 0   | 0  | 0  | 0  | 1  | 0  | 0  | 0   | 0   | 0  | 0   | 1  | 1  | 0 | 0 | .200 |
| Feb 20 | vs Canisius         | *of  | 5   | 0  | 1  | 1   | 0  | 0  | 0  | 0  | 0  | 0  | 0   | 0   | 0  | 0   | 2  | 4  | 0 | 0 | .200 |
| Feb 26 | vs Bradley          | *of  | 4   | 0  | 0  | 0   | 0  | 0  | 0  | 0  | 0  | 0  | 0   | 0   | 0  | 0   | 2  | 0  | 0 | 0 | .143 |
| Feb 26 | at Lipscomb         | *of  | 3   | 3  | 2  | 4   | 0  | 1  | 0  | 2  | 0  | 0  | 0   | 0   | 0  | 0   | 1  | 1  | 0 | 0 | .235 |
| Feb 27 | at Lipscomb         | *of  | 3   | 0  | 0  | 0   | 0  | 0  | 0  | 1  | 0  | 0  | 0   | 0   | 0  | 0   | 1  | 1  | 1 | 0 | .200 |
| Mar 04 | vs Army             | *of  | 4   | 0  | 0  | 0   | 0  | 0  | 0  | 0  | 0  | 0  | 0   | 0   | 0  | 0   | 3  | 0  | 0 | 0 | .167 |
| Mar 05 | vs Ohio State       | *of  | 2   | 1  | 0  | 0   | 0  | 0  | 0  | 1  | 0  | 0  | 1   | 0   | 0  | 0   | 1  | 6  | 0 | 0 | .154 |
| Mar 06 | vs Campbell         | *of  | 3   | 0  | 2  | 0   | 0  | 0  | 0  | 1  | 0  | 0  | 1   | 0   | 0  | 0   | 1  | 0  | 0 | 0 | .207 |
| Mar 09 | at High Point       | *dh  | 5   | 1  | 3  | 2   | 2  | 0  | 0  | 0  | 0  | 0  | 0   | 0   | 0  | 0   | 2  | 0  | 0 | 0 | .265 |
| Mar 11 | at North Carolina   | *dh  | 4   | 1  | 0  | 0   | 0  | 0  | 0  | 0  | 1  | 0  | 0   | 0   | 0  | 0   | 0  | 0  | 0 | 0 | .237 |
| Mar 13 | at North Carolina   | ph   | 0   | 0  | 0  | 0   | 0  | 0  | 0  | 1  | 0  | 0  | 0   | 0   | 0  | 0   | 0  | 0  | 0 | 0 | .237 |
| Mar 15 | BUCKNELL            | *of  | 2   | 3  | 2  | 1   | 1  | 0  | 0  | 2  | 0  | 0  | 0   | 0   | 0  | 0   | 0  | 0  | 0 | 0 | .275 |
| Mar 16 | YOUNGSTOWN STAT     | *of  | 2   | 0  | 1  | 0   | 0  | 0  | 0  | 2  | 0  | 0  | 0   | 0   | 0  | 0   | 0  | 3  | 0 | 0 | .286 |
| Mar 18 | at Virginia Tech    | *of  | 4   | 0  | 0  | 0   | 0  | 0  | 0  | 0  | 0  | 0  | 0   | 0   | 0  | 0   | 3  | 2  | 0 | 0 | .261 |
| Mar 19 | at Virginia Tech    | *of  | 3   | 1  | 1  | 1   | 0  | 0  | 1  | 0  | 0  | 0  | 0   | 0   | 0  | 0   | 1  | 3  | 0 | 0 | .265 |
| Mar 20 | at Virginia Tech    | *of  | 2   | 0  | 0  | 0   | 0  | 0  | 0  | 2  | 0  | 0  | 0   | 0   | 0  | 0   | 0  | 1  | 0 | 0 | .255 |
| Mar 25 | CLEMSON-1           | *of  | 2   | 1  | 1  | 1   | 0  | 0  | 0  | 2  | 0  | 0  | 0   | 0   | 0  | 0   | 0  | 1  | 0 | 0 | .264 |
| Mar 25 | CLEMSON-2           | *of  | 2   | 1  | 1  | 0   | 0  | 0  | 0  | 2  | 0  | 0  | 0   | 0   | 0  | 0   | 0  | 1  | 0 | 0 | .273 |
| Mar 30 | WEST VIRGINIA       | *of  | 2   | 0  | 0  | 0   | 0  | 0  | 0  | 3  | 0  | 0  | 0   | 0   | 0  | 0   | 2  | 1  | 0 | 0 | .263 |
| Apr 02 | LOUISVILLE-1        | *of  | 4   | 1  | 2  | 1   | 1  | 0  | 0  | 0  | 1  | 0  | 0   | 0   | 0  | 0   | 1  | 2  | 0 | 0 | .279 |
| Apr 02 | LOUISVILLE-2        | *of  | 2   | 2  | 1  | 1   | 0  | 0  | 1  | 0  | 0  | 0  | 1   | 0   | 0  | 0   | 0  | 2  | 0 | 0 | .286 |
| Apr 03 | LOUISVILLE          | *of  | 4   | 1  | 1  | 1   | 0  | 0  | 1  | 0  | 0  | 0  | 0   | 0   | 0  | 0   | 3  | 4  | 0 | 0 | .284 |
| Apr 06 | at Youngstown State | *of  | 4   | 1  | 0  | 0   | 0  | 0  | 0  | 0  | 0  | 0  | 1   | 0   | 0  | 0   | 2  | 1  | 0 | 0 | .268 |
| Apr 08 | at Boston College   | *of  | 4   | 2  | 2  | 1   | 0  | 0  | 0  | 1  | 0  | 1  | 0   | 0   | 0  | 0   | 0  | 1  | 0 | 0 | .280 |
| Apr 09 | at Boston College   | *of  | 3   | 2  | 1  | 3   | 0  | 0  | 1  | 0  | 0  | 0  | 1   | 0   | 0  | 0   | 0  | 3  | 0 | 0 | .282 |
| Apr 10 | at Boston College   | *of  | 4   | 2  | 1  | 0   | 0  | 0  | 0  | 1  | 0  | 0  | 0   | 0   | 0  | 1   | 2  | 4  | 0 | 0 | .280 |
| Apr 12 | at Kent State       | *of  | 2   | 1  | 1  | 0   | 0  | 1  | 0  | 1  | 0  | 1  | 0   | 0   | 0  | 0   | 1  | 1  | 0 | 0 | .286 |
| Apr 29 | NORTH CAROLINA A&   | *of  | 3   | 0  | 1  | 1   | 0  | 0  | 0  | 1  | 0  | 0  | 0   | 0   | 0  | 0   | 2  | 0  | 0 | 0 | .287 |
| Apr 30 | NORTH CAROLINA A&   | *of  | 4   | 0  | 1  | 1   | 0  | 0  | 0  | 2  | 0  | 0  | 0   | 0   | 0  | 0   | 2  | 1  | 0 | 0 | .286 |
| Apr 30 | NORTH CAROLINA A&   | *of  | 4   | 2  | 2  | 0   | 2  | 0  | 0  | 1  | 0  | 0  | 0   | 0   | 0  | 0   | 1  | 2  | 0 | 0 | .295 |
| May 04 | OAKLAND             | *of  | 3   | 1  | 2  | 1   | 0  | 0  | 0  | 1  | 0  | 0  | 0   | 0   | 0  | 0   | 0  | 1  | 0 | 0 | .306 |
| May 07 | DUKE                | *of  | 4   | 1  | 1  | 1   | 0  | 0  | 0  | 1  | 0  | 0  | 0   | 0   | 0  | 0   | 1  | 3  | 0 | 0 | .304 |
| May 08 | DUKE-1              | *of  | 0   | 1  | 0  | 0   | 0  | 0  | 0  | 3  | 0  | 0  | 1   | 0   | 0  | 0   | 0  | 3  | 1 | 0 | .304 |
| May 08 | DUKE-2              | *of  | 2   | 0  | 0  | 0   | 0  | 0  | 0  | 1  | 0  | 0  | 0   | 0   | 0  | 0   | 1  | 2  | 0 | 0 | .298 |
| May 10 | at West Virginia    | *of  | 1   | 0  | 0  | 0   | 0  | 0  | 0  | 2  | 0  | 0  | 0   | 0   | 0  | 0   | 0  | 2  | 0 | 0 | .295 |
| May 13 | at Notre Dame       | *of  | 4   | 0  | 3  | 0   | 1  | 0  | 0  | 0  | 0  | 0  | 0   | 0   | 0  | 0   | 1  | 1  | 0 | 2 | .312 |
| May 14 | at Notre Dame       | *of  | 4   | 0  | 0  | 0   | 0  | 0  | 0  | 0  | 0  | 0  | 0   | 0   | 0  | 1   | 2  | 5  | 0 | 0 | .301 |
| May 15 | at Notre Dame       | *of  | 2   | 0  | 0  | 0   | 0  | 0  | 0  | 1  | 0  | 0  | 0   | 0   | 0  | 0   | 1  | 0  | 0 | 0 | .296 |
| May 17 | vs Penn State       | *of  | 2   | 2  | 0  | 0   | 0  | 0  | 0  | 3  | 0  | 0  | 0   | 0   | 0  | 0   | 0  | 5  | 0 | 0 | .291 |
| May 19 | GEORGIA TECH        | *of  | 4   | 1  | 3  | 2   | 1  | 1  | 0  | 1  | 0  | 0  | 0   | 0   | 0  | 0   | 1  | 3  | 0 | 0 | .306 |
| May 20 | GEORGIA TECH        | *of  | 3   | 0  | 0  | 0   | 0  | 0  | 0  | 0  | 0  | 0  | 0   | 0   | 0  | 0   | 3  | 2  | 0 | 0 | .298 |
| May 21 | GEORGIA TECH        | *of  | 4   | 1  | 1  | 1   | 0  | 0  | 1  | 0  | 0  | 0  | 0   | 0   | 0  | 0   | 0  | 0  | 0 | 1 | .297 |
| Totals |                     | 42gs | 128 | 34 | 38 | 24  | 8  | 3  | 5  | 40 | 2  | 2  | 7   | 0   | 0  | 2   | 47 | 73 | 2 | 3 | .297 |

## FUNK'S CAREER STATS

| YEAR  | AVG  | GP-GS | AB  | R  | H  | 2B | 3B | HR | RBI | TB | SLG% | BB | HP | SO | GDP | OB%  | SF | SH | SB | PO | A | E | FLD% |
|-------|------|-------|-----|----|----|----|----|----|-----|----|------|----|----|----|-----|------|----|----|----|----|---|---|------|
| 2021  | .000 | 8-0   | 7   | 1  | 0  | 0  | 0  | 0  | 0   | 0  | .000 | 0  | 1  | 6  | 0   | .125 | 0  | 0  | 0  | 0  | 0 | 0 | .000 |
| 2022  | .297 | 43-42 | 128 | 34 | 38 | 8  | 3  | 5  | 24  | 67 | .523 | 40 | 7  | 47 | 2   | .486 | 0  | 0  | 2  | 73 | 2 | 3 | .962 |
| Total | .281 | 51-42 | 135 | 35 | 38 | 8  | 3  | 5  | 24  | 67 | .496 | 40 | 8  | 53 | 2   | .470 | 0  | 0  | 2  | 73 | 2 | 3 | .962 |



# RYAN MILLER

#43

P • R/R • JR • 6-1 • 217  
BLANDON, PA • NORTH CAROLINA CENTRAL



MILLER'S CAREER HIGHS/LOWS (AT PITT)

IP.....1.2.....3x, last, West Virginia, 3/30/22  
Hits.....0.....2x, last, No. 5 Louisville (G2), 4/2/22  
Runs.....0.....2x, last, No. 5 Louisville (G2), 4/2/22  
ER.....0.....2x, last, No. 5 Louisville (G2), 4/2/22  
Walks.....0.....No. 5 Louisville (G2), 4/2/22  
Ks.....2.....2x, last, Youngstown State, 3/16/22  
Pitches.....47.....No. 5 Virginia, 4/16/22

SEASON

Wins.....--.....  
Saves.....--.....

#43 Ryan Miller - 1 game (All games)

| Date   | Opponent        | Pos | AB | R | H | RBI | 2B | 3B | HR | BB | SB | CS | HBP | SAC | SF | GDP | K | PO | A | E | Avg  |
|--------|-----------------|-----|----|---|---|-----|----|----|----|----|----|----|-----|-----|----|-----|---|----|---|---|------|
| Mar 16 | YOUNGSTOWN STAT | p   | 0  | 0 | 0 | 0   | 0  | 0  | 0  | 0  | 0  | 0  | 0   | 0   | 0  | 0   | 0 | 0  | 1 | 0 | .000 |
| Totals |                 | 0gs | 0  | 0 | 0 | 0   | 0  | 0  | 0  | 0  | 0  | 0  | 0   | 0   | 0  | 0   | 0 | 0  | 1 | 0 | .000 |

On base pct. .000 • Slugging pct. .000

#43 Ryan Miller - 7 appearances (All games)

| Date   | Opponent        | GS | IP  | H | R  | ER | BB | SO | 2B | 3B | HR | WP | BK | HBP | IBB | Score | W-L | Sv | ERA   | NP |
|--------|-----------------|----|-----|---|----|----|----|----|----|----|----|----|----|-----|-----|-------|-----|----|-------|----|
| Mar 09 | at High Point   |    | 1.2 | 0 | 0  | 0  | 1  | 2  | 0  | 0  | 0  | 0  | 0  | 0   | 0   | 15-5  | 0-0 | 0  | 0.00  | 24 |
| Mar 16 | YOUNGSTOWN STAT |    | 1.2 | 2 | 3  | 3  | 1  | 2  | 1  | 0  | 1  | 0  | 0  | 0   | 1   | 2-5   | 0-1 | 0  | 8.10  | 24 |
| Mar 30 | WEST VIRGINIA   |    | 1.2 | 3 | 4  | 4  | 2  | 0  | 0  | 0  | 1  | 0  | 0  | 1   | 0   | 9-6   | 0-1 | 0  | 12.60 | 27 |
| Apr 02 | LOUISVILLE-2    |    | 0.1 | 0 | 0  | 0  | 0  | 1  | 0  | 0  | 0  | 0  | 0  | 0   | 0   | 6-14  | 0-1 | 0  | 11.81 | 4  |
| Apr 12 | at Kent State   |    | 0.2 | 1 | 1  | 1  | 1  | 1  | 0  | 1  | 0  | 0  | 0  | 0   | 0   | 12-5  | 0-1 | 0  | 12.00 | 15 |
| Apr 15 | VIRGINIA        |    | 1.0 | 2 | 3  | 3  | 3  | 0  | 1  | 0  | 0  | 0  | 0  | 0   | 0   | 0-18  | 0-1 | 0  | 14.14 | 47 |
| May 17 | vs Penn State   |    | 0.1 | 1 | 3  | 3  | 2  | 0  | 0  | 0  | 0  | 2  | 0  | 0   | 0   | 6-19  | 0-1 | 0  | 17.18 | 15 |
| Totals |                 | 0  | 7.1 | 9 | 14 | 14 | 10 | 6  | 2  | 1  | 2  | 2  | 0  | 1   | 1   | 50-72 | 0-1 | 0  | 17.18 | -  |

MILLER'S CAREER STATS

| YEAR  | ERA   | W-L | GP | GS | CG | SHO | SV | IP  | H | R  | ER | BB | SO | 2B | 3B | HR | BF | BAVG | WP | HBP | BK | SFA | SHA |
|-------|-------|-----|----|----|----|-----|----|-----|---|----|----|----|----|----|----|----|----|------|----|-----|----|-----|-----|
| 2022  | 17.18 | 0-1 | 7  | 0  | 0  | 0   | 0  | 7.1 | 9 | 14 | 14 | 10 | 6  | 2  | 1  | 2  | 42 | .310 | 2  | 1   | 0  | 2   | 0   |
| Total | 17.18 | 0-1 | 7  | 0  | 0  | 0   | 0  | 7.1 | 9 | 14 | 14 | 10 | 6  | 2  | 1  | 2  | 42 | .310 | 2  | 1   | 0  | 2   | 0   |





# MATT GILBERTSON

#45

P • R/R • SR • 6-0 • 190  
HENDERSON, NV • GREEN VALLEY



GILBERTSON'S CAREER HIGHS/LOWS

IP.....9.0.....vs. NC State, 5/27/21  
Hits.....2.....North Carolina A&T, 4/29/22  
Runs.....0.....6x, last, North Carolina A&T, 4/29/22  
ER.....0.....8x, last, North Carolina A&T, 4/29/22  
Walks.....0.....13x, last, Georgia Tech, 5/19/22  
Ks.....12.....North Carolina A&T, 4/29/22  
Pitches.....134.....vs. NC State, 5/27/21

SEASON

Wins.....8.....2022  
Saves.....--.....--

#45 Matt Gilbertson - 8 games (All games)

| Date   | Opponent          | Pos | AB | R | H | RBI | 2B | 3B | HR | BB | SB | CS | HBP | SAC | SF | GDP | K | PO | A | E | Avg  |
|--------|-------------------|-----|----|---|---|-----|----|----|----|----|----|----|-----|-----|----|-----|---|----|---|---|------|
| Feb 18 | vs Canisius       | *p  | 0  | 0 | 0 | 0   | 0  | 0  | 0  | 0  | 0  | 0  | 0   | 0   | 0  | 0   | 0 | 1  | 0 | 0 | .000 |
| Feb 25 | vs Bradley        | *p  | 0  | 0 | 0 | 0   | 0  | 0  | 0  | 0  | 0  | 0  | 0   | 0   | 0  | 0   | 0 | 0  | 1 | 0 | .000 |
| Mar 04 | vs Army           | *p  | 0  | 0 | 0 | 0   | 0  | 0  | 0  | 0  | 0  | 0  | 0   | 0   | 0  | 0   | 0 | 0  | 1 | 0 | .000 |
| Mar 25 | CLEMSON-1         | *p  | 0  | 0 | 0 | 0   | 0  | 0  | 0  | 0  | 0  | 0  | 0   | 0   | 0  | 0   | 0 | 1  | 0 | 0 | .000 |
| Apr 08 | at Boston College | *p  | 0  | 0 | 0 | 0   | 0  | 0  | 0  | 0  | 0  | 0  | 0   | 0   | 0  | 0   | 0 | 1  | 0 | 0 | .000 |
| Apr 22 | at Miami          | *p  | 0  | 0 | 0 | 0   | 0  | 0  | 0  | 0  | 0  | 0  | 0   | 0   | 0  | 0   | 0 | 0  | 2 | 1 | .000 |
| Apr 29 | NORTH CAROLINA A& | *p  | 0  | 0 | 0 | 0   | 0  | 0  | 0  | 0  | 0  | 0  | 0   | 0   | 0  | 0   | 0 | 0  | 2 | 0 | .000 |
| May 19 | GEORGIA TECH      | *p  | 0  | 0 | 0 | 0   | 0  | 0  | 0  | 0  | 0  | 0  | 0   | 0   | 0  | 0   | 0 | 0  | 1 | 0 | .000 |
| Totals |                   | 8gs | 0  | 0 | 0 | 0   | 0  | 0  | 0  | 0  | 0  | 0  | 0   | 0   | 0  | 0   | 0 | 3  | 7 | 1 | .000 |

On base pct. .000 • Slugging pct. .000

#45 Matt Gilbertson - 14 appearances (All games)

| Date   | Opponent          | GS | IP   | H  | R  | ER | BB | SO | 2B | 3B | HR | WP | BK | HBP | IBB | Score | W-L | Sv | ERA  | NP  |
|--------|-------------------|----|------|----|----|----|----|----|----|----|----|----|----|-----|-----|-------|-----|----|------|-----|
| Feb 18 | vs Canisius       | *  | 4.0  | 8  | 4  | 3  | 0  | 9  | 2  | 0  | 0  | 0  | 0  | 0   | 0   | 3-11  | 0-1 | 0  | 6.75 | 82  |
| Feb 25 | vs Bradley        | *  | 5.0  | 3  | 1  | 0  | 3  | 4  | 0  | 0  | 0  | 1  | 0  | 1   | 0   | 4-3   | 1-1 | 0  | 3.00 | 93  |
| Mar 04 | vs Army           | *  | 6.2  | 7  | 2  | 2  | 3  | 6  | 1  | 0  | 0  | 1  | 0  | 0   | 0   | 3-5   | 1-1 | 0  | 2.87 | 88  |
| Mar 11 | at North Carolina | *  | 5.2  | 7  | 5  | 4  | 2  | 1  | 0  | 0  | 1  | 0  | 1  | 0   | 0   | 4-7   | 1-2 | 0  | 3.80 | 86  |
| Mar 18 | at Virginia Tech  | *  | 6.0  | 6  | 2  | 2  | 1  | 7  | 1  | 0  | 2  | 0  | 0  | 0   | 0   | 4-3   | 2-2 | 0  | 3.62 | 94  |
| Mar 25 | CLEMSON-1         | *  | 7.0  | 5  | 0  | 0  | 1  | 9  | 2  | 0  | 0  | 0  | 0  | 0   | 0   | 8-0   | 3-2 | 0  | 2.88 | 99  |
| Apr 02 | LOUISVILLE-1      | *  | 7.0  | 8  | 2  | 2  | 0  | 5  | 1  | 1  | 1  | 0  | 0  | 0   | 0   | 8-7   | 4-2 | 0  | 2.83 | 102 |
| Apr 08 | at Boston College | *  | 7.0  | 10 | 3  | 3  | 0  | 4  | 1  | 0  | 0  | 1  | 0  | 0   | 0   | 13-3  | 5-2 | 0  | 2.98 | 98  |
| Apr 15 | VIRGINIA          | *  | 8.0  | 8  | 4  | 4  | 0  | 8  | 6  | 0  | 0  | 1  | 0  | 0   | 0   | 9-4   | 6-2 | 0  | 3.20 | 111 |
| Apr 22 | at Miami          | *  | 8.0  | 6  | 1  | 1  | 0  | 7  | 1  | 1  | 0  | 1  | 0  | 0   | 0   | 1-2   | 6-2 | 0  | 2.94 | 102 |
| Apr 29 | NORTH CAROLINA A& | *  | 8.0  | 2  | 0  | 0  | 0  | 12 | 1  | 0  | 0  | 1  | 0  | 0   | 0   | 10-0  | 7-2 | 0  | 2.61 | 86  |
| May 07 | DUKE              | *  | 7.0  | 5  | 2  | 2  | 1  | 6  | 0  | 0  | 1  | 0  | 0  | 0   | 0   | 14-4  | 8-2 | 0  | 2.61 | 124 |
| May 13 | at Notre Dame     | *  | 6.0  | 9  | 7  | 6  | 0  | 4  | 2  | 0  | 1  | 0  | 0  | 1   | 0   | 3-8   | 8-3 | 0  | 3.06 | 97  |
| May 19 | GEORGIA TECH      | *  | 6.0  | 9  | 7  | 7  | 0  | 5  | 2  | 1  | 2  | 2  | 0  | 1   | 0   | 7-8   | 8-3 | 0  | 3.55 | 98  |
| Totals |                   | 14 | 91.1 | 93 | 40 | 36 | 11 | 87 | 20 | 3  | 8  | 8  | 1  | 3   | 0   | 91-65 | 8-3 | 0  | 3.55 | -   |

GILBERTSON'S CAREER STATS

| YEAR  | ERA  | W-L  | GP | GS | CG | SHO | SV | IP    | H   | R  | ER | BB | SO  | 2B | 3B | HR | BF  | BAVG | WP | HBP | BK | SFA | SHA |
|-------|------|------|----|----|----|-----|----|-------|-----|----|----|----|-----|----|----|----|-----|------|----|-----|----|-----|-----|
| 2020  | 1.12 | 2-1  | 4  | 4  | 0  | 0   | 0  | 24.0  | 26  | 9  | 3  | 6  | 20  | 1  | 0  | 1  | 102 | .271 | 5  | 0   | 0  | 0   | 0   |
| 2021  | 4.45 | 6-5  | 13 | 13 | 1  | 0   | 0  | 85.0  | 90  | 44 | 42 | 20 | 72  | 20 | 3  | 8  | 363 | .269 | 8  | 5   | 0  | 2   | 1   |
| 2022  | 3.55 | 8-3  | 14 | 14 | 1  | 1   | 0  | 91.1  | 93  | 40 | 36 | 11 | 87  | 20 | 3  | 8  | 376 | .261 | 8  | 3   | 1  | 4   | 1   |
| Total | 3.64 | 16-9 | 31 | 31 | 2  | 1   | 0  | 200.1 | 209 | 93 | 81 | 37 | 179 | 41 | 6  | 17 | 841 | .265 | 21 | 8   | 1  | 6   | 2   |







# QUIN KONUSZEWSKI

#46

P • L/L • FR • 5-11 • 182

SAGINAW, MI • HERITAGE

Pitt

ACC

## KONUSZEWSKI'S CAREER HIGHS

IP.....1.2.....Georgia Tech, 5/20/22  
 Hits.....0.....6x, last, vs. Penn State, 5/17/22  
 Runs.....0.....9x, last, vs. West Virginia, 4/20/22  
 ER.....0.....9x, last, vs. West Virginia, 4/20/22  
 Walks.....0.....11x, last, Oakland, 5/4/22  
 Ks.....3.....at Boston College, 4/8/22  
 Pitches.....38.....Georgia Tech, 5/20/22

## SEASON

Wins.....--.....  
 Saves.....--.....

## #46 Quin Konuszewski - 4 games (All games)

| Date   | Opponent         | Pos | AB | R | H | RBI | 2B | 3B | HR | BB | SB | CS | HBP | SAC | SF | GDP | K | PO | A | E | Avg  |
|--------|------------------|-----|----|---|---|-----|----|----|----|----|----|----|-----|-----|----|-----|---|----|---|---|------|
| Mar 06 | vs Campbell      | p   | 0  | 0 | 0 | 0   | 0  | 0  | 0  | 0  | 0  | 0  | 0   | 0   | 0  | 0   | 0 | 0  | 1 | 0 | .000 |
| Mar 30 | WEST VIRGINIA    | p   | 0  | 0 | 0 | 0   | 0  | 0  | 0  | 0  | 0  | 0  | 0   | 0   | 0  | 0   | 0 | 1  | 0 | 0 | .000 |
| Apr 02 | LOUISVILLE-2     | p   | 0  | 0 | 0 | 0   | 0  | 0  | 0  | 0  | 0  | 0  | 0   | 0   | 0  | 0   | 0 | 0  | 1 | 0 | .000 |
| Apr 20 | vs West Virginia | p   | 0  | 0 | 0 | 0   | 0  | 0  | 0  | 0  | 0  | 0  | 0   | 0   | 0  | 0   | 0 | 0  | 1 | 0 | .000 |
| Totals |                  | Ogs | 0  | 0 | 0 | 0   | 0  | 0  | 0  | 0  | 0  | 0  | 0   | 0   | 0  | 0   | 0 | 1  | 3 | 0 | .000 |

On base pct. .000 • Slugging pct. .000

## #46 Quin Konuszewski - 19 appearances (All games)

| Date   | Opponent            | GS | IP   | H  | R  | ER | BB | SO | 2B | 3B | HR | WP | BK | HBP | IBB | Score   | W-L | Sv | ERA   | NP |
|--------|---------------------|----|------|----|----|----|----|----|----|----|----|----|----|-----|-----|---------|-----|----|-------|----|
| Feb 18 | vs Canisius         |    | 1.0  | 1  | 1  | 1  | 1  | 0  | 0  | 0  | 0  | 1  | 0  | 0   | 0   | 3-11    | 0-0 | 0  | 9.00  | 18 |
| Feb 27 | at Lipscomb         |    | 0.1  | 0  | 0  | 0  | 1  | 1  | 0  | 0  | 0  | 0  | 0  | 0   | 0   | 6-5     | 0-0 | 0  | 6.75  | 8  |
| Mar 06 | vs Campbell         |    | 1.0  | 1  | 0  | 0  | 0  | 0  | 1  | 0  | 0  | 0  | 0  | 0   | 0   | 11-5    | 0-0 | 0  | 3.86  | 15 |
| Mar 11 | at North Carolina   |    | 0.1  | 0  | 0  | 0  | 0  | 1  | 0  | 0  | 0  | 0  | 0  | 0   | 0   | 4-7     | 0-0 | 0  | 3.38  | 6  |
| Mar 13 | at North Carolina   |    | 0.0  | 0  | 2  | 2  | 2  | 0  | 0  | 0  | 0  | 0  | 0  | 0   | 0   | 2-9     | 0-0 | 0  | 10.12 | 11 |
| Mar 19 | at Virginia Tech    |    | 0.1  | 2  | 5  | 5  | 3  | 1  | 0  | 0  | 0  | 0  | 0  | 0   | 0   | 6-22    | 0-0 | 0  | 24.00 | 26 |
| Mar 30 | WEST VIRGINIA       |    | 0.2  | 0  | 0  | 0  | 0  | 0  | 0  | 0  | 0  | 0  | 0  | 0   | 0   | 9-6     | 0-0 | 0  | 19.64 | 9  |
| Apr 02 | LOUISVILLE-2        |    | 1.0  | 1  | 0  | 0  | 0  | 0  | 0  | 0  | 0  | 0  | 0  | 0   | 0   | 6-14    | 0-0 | 0  | 15.43 | 13 |
| Apr 06 | at Youngstown State |    | 1.0  | 0  | 0  | 0  | 0  | 2  | 0  | 0  | 0  | 0  | 0  | 0   | 0   | 9-1     | 0-0 | 0  | 12.71 | 15 |
| Apr 08 | at Boston College   |    | 1.0  | 2  | 0  | 0  | 0  | 3  | 0  | 0  | 0  | 0  | 0  | 0   | 0   | 13-3    | 0-0 | 0  | 10.80 | 23 |
| Apr 09 | at Boston College   |    | 0.2  | 1  | 0  | 0  | 0  | 0  | 0  | 1  | 0  | 0  | 0  | 0   | 0   | 8-9     | 0-0 | 0  | 9.82  | 12 |
| Apr 12 | at Kent State       |    | 1.1  | 3  | 1  | 1  | 0  | 2  | 0  | 0  | 0  | 0  | 0  | 0   | 0   | 12-5    | 0-0 | 0  | 9.35  | 22 |
| Apr 20 | vs West Virginia    |    | 0.2  | 1  | 0  | 0  | 0  | 1  | 0  | 0  | 0  | 0  | 0  | 0   | 0   | 2-3     | 0-0 | 0  | 8.68  | 7  |
| Apr 23 | at Miami            |    | 0.2  | 1  | 5  | 5  | 3  | 1  | 1  | 0  | 0  | 0  | 0  | 1   | 1   | 2-17    | 0-0 | 0  | 12.60 | 26 |
| May 04 | OAKLAND             |    | 0.2  | 2  | 1  | 1  | 0  | 0  | 0  | 0  | 1  | 0  | 0  | 0   | 0   | 4-8     | 0-0 | 0  | 12.66 | 15 |
| May 08 | DUKE-2              |    | 1.1  | 1  | 1  | 1  | 1  | 2  | 0  | 0  | 1  | 0  | 0  | 0   | 0   | 5-15    | 0-0 | 0  | 12.00 | 24 |
| May 10 | at West Virginia    |    | 1.0  | 1  | 1  | 1  | 1  | 1  | 0  | 0  | 1  | 0  | 0  | 0   | 0   | 1-9     | 0-0 | 0  | 11.77 | 14 |
| May 17 | vs Penn State       |    | 0.1  | 0  | 1  | 1  | 1  | 0  | 0  | 0  | 0  | 0  | 0  | 0   | 0   | 6-19    | 0-0 | 0  | 12.15 | 11 |
| May 20 | GEORGIA TECH        |    | 1.2  | 2  | 1  | 1  | 1  | 2  | 0  | 0  | 0  | 1  | 0  | 0   | 0   | 3-19    | 0-0 | 0  | 11.40 | 38 |
| Totals |                     | 0  | 15.0 | 19 | 19 | 19 | 14 | 17 | 2  | 1  | 3  | 2  | 0  | 1   | 1   | 112-187 | 0-0 | 0  | 11.40 | -  |

## KONUSZEWSKI'S CAREER STATS

| YEAR  | ERA   | W-L | GP | GS | CG | SHO | SV | IP   | H  | R  | ER | BB | SO | 2B | 3B | HR | BF | BAVG | WP | HBP | BK | SFA | SHA |
|-------|-------|-----|----|----|----|-----|----|------|----|----|----|----|----|----|----|----|----|------|----|-----|----|-----|-----|
| 2022  | 11.40 | 0-0 | 19 | 0  | 0  | 0   | 0  | 15.0 | 19 | 19 | 19 | 14 | 17 | 2  | 1  | 3  | 78 | .306 | 2  | 1   | 0  | 0   | 1   |
| Total | 11.40 | 0-0 | 19 | 0  | 0  | 0   | 0  | 15   | 19 | 19 | 19 | 14 | 17 | 2  | 1  | 3  | 78 | .306 | 2  | 1   | 0  | 0   | 1   |



# LOGAN EVANS

#55

P • R/R • SO • 6-3 • 223

SALINE, MI • PENN STATE

Pitt

ACC

## EVAN'S CAREER HIGHS/LOWS (AT PITT)

IP..... 7.0..... 2x, last, at Lipscomb, 2/26/22  
 Hits..... 3..... 2x, last, No. 20 Clemson (G2), 3/25/22  
 Runs..... 0..... 2x, last, at Lipscomb, 2/26/22  
 ER..... 0..... 2x, last, at Lipscomb, 2/26/22  
 Walks..... 0..... 4x, last, at No. 8 Notre Dame, 5/15/22  
 Ks..... 9..... No. 20 Clemson (G2), 3/25/22  
 Pitches..... 100..... at No. 14 North Carolina, 3/12/22

## SEASON

Wins..... 4..... 2022  
 Saves..... --..... --

## #55 Logan Evans - 7 games (All games)

| Date   | Opponent          | Pos | AB | R | H | RBI | 2B | 3B | HR | BB | SB | CS | HBP | SAC | SF | GDP | K | PO | A | E | Avg  |
|--------|-------------------|-----|----|---|---|-----|----|----|----|----|----|----|-----|-----|----|-----|---|----|---|---|------|
| Feb 19 | vs Canisius-2     | *p  | 0  | 0 | 0 | 0   | 0  | 0  | 0  | 0  | 0  | 0  | 0   | 0   | 0  | 0   | 0 | 0  | 1 | 0 | .000 |
| Mar 05 | vs Ohio State     | *p  | 0  | 0 | 0 | 0   | 0  | 0  | 0  | 0  | 0  | 0  | 0   | 0   | 0  | 0   | 0 | 2  | 0 | 2 | .000 |
| Mar 12 | at North Carolina | *p  | 0  | 0 | 0 | 0   | 0  | 0  | 0  | 0  | 0  | 0  | 0   | 0   | 0  | 0   | 0 | 0  | 1 | 0 | .000 |
| Mar 25 | CLEMSON-2         | *p  | 0  | 0 | 0 | 0   | 0  | 0  | 0  | 0  | 0  | 0  | 0   | 0   | 0  | 0   | 0 | 0  | 1 | 0 | .000 |
| Apr 02 | LOUISVILLE-2      | *p  | 0  | 0 | 0 | 0   | 0  | 0  | 0  | 0  | 0  | 0  | 0   | 0   | 0  | 0   | 0 | 0  | 1 | 1 | .000 |
| Apr 15 | VIRGINIA          | *p  | 0  | 0 | 0 | 0   | 0  | 0  | 0  | 0  | 0  | 0  | 0   | 0   | 0  | 0   | 0 | 1  | 0 | 0 | .000 |
| May 15 | at Notre Dame     | *p  | 0  | 0 | 0 | 0   | 0  | 0  | 0  | 0  | 0  | 0  | 0   | 0   | 0  | 0   | 0 | 0  | 2 | 0 | .000 |
| Totals |                   | 7gs | 0  | 0 | 0 | 0   | 0  | 0  | 0  | 0  | 0  | 0  | 0   | 0   | 0  | 0   | 0 | 3  | 6 | 3 | .000 |

On base pct. .000 • Slugging pct. .000

## #55 Logan Evans - 13 appearances (All games)

| Date   | Opponent          | GS | IP   | H  | R  | ER | BB | SO | 2B | 3B | HR | WP | BK | HBP | IBB | Score  | W-L | Sv | ERA  | NP  |
|--------|-------------------|----|------|----|----|----|----|----|----|----|----|----|----|-----|-----|--------|-----|----|------|-----|
| Feb 19 | vs Canisius-2     | *  | 7.0  | 4  | 0  | 0  | 1  | 4  | 1  | 0  | 0  | 0  | 0  | 1   | 0   | 4-0    | 1-0 | 0  | 0.00 | 76  |
| Feb 26 | at Lipscomb       | *  | 7.0  | 3  | 0  | 0  | 1  | 6  | 2  | 0  | 0  | 0  | 0  | 0   | 0   | 16-0   | 2-0 | 0  | 0.00 | 81  |
| Mar 05 | vs Ohio State     | *  | 5.2  | 7  | 5  | 4  | 0  | 5  | 0  | 0  | 1  | 1  | 0  | 0   | 0   | 6-5    | 2-0 | 0  | 1.83 | 86  |
| Mar 12 | at North Carolina | *  | 5.2  | 4  | 3  | 3  | 3  | 8  | 0  | 0  | 1  | 2  | 0  | 1   | 0   | 3-4    | 2-0 | 0  | 2.49 | 100 |
| Mar 19 | at Virginia Tech  | *  | 2.2  | 9  | 7  | 7  | 1  | 2  | 3  | 0  | 2  | 2  | 0  | 0   | 1   | 6-22   | 2-1 | 0  | 4.50 | 60  |
| Mar 25 | CLEMSON-2         | *  | 5.0  | 3  | 1  | 1  | 2  | 9  | 0  | 0  | 1  | 0  | 0  | 0   | 0   | 10-7   | 3-1 | 0  | 4.09 | 89  |
| Apr 02 | LOUISVILLE-2      | *  | 3.2  | 13 | 10 | 8  | 1  | 1  | 2  | 0  | 2  | 0  | 0  | 0   | 0   | 6-14   | 3-2 | 0  | 5.65 | 72  |
| Apr 09 | at Boston College | *  | 5.1  | 7  | 5  | 5  | 2  | 4  | 3  | 1  | 0  | 1  | 0  | 0   | 0   | 8-9    | 3-3 | 0  | 6.00 | 88  |
| Apr 15 | VIRGINIA          | *  | 4.0  | 9  | 7  | 7  | 3  | 1  | 4  | 0  | 0  | 0  | 1  | 0   | 0   | 0-18   | 3-4 | 0  | 6.85 | 75  |
| Apr 23 | at Miami          | *  | 3.0  | 6  | 5  | 4  | 0  | 1  | 1  | 0  | 1  | 1  | 0  | 1   | 0   | 2-17   | 3-5 | 0  | 7.16 | 57  |
| May 08 | DUKE-2            | *  | 3.0  | 6  | 6  | 4  | 0  | 2  | 2  | 0  | 1  | 1  | 0  | 1   | 0   | 5-15   | 3-6 | 0  | 7.44 | 68  |
| May 15 | at Notre Dame     | *  | 6.2  | 5  | 2  | 2  | 0  | 3  | 1  | 0  | 1  | 0  | 0  | 1   | 0   | 5-2    | 4-6 | 0  | 6.90 | 96  |
| May 21 | GEORGIA TECH      | *  | 5.0  | 7  | 7  | 4  | 1  | 3  | 2  | 0  | 2  | 0  | 0  | 1   | 0   | 7-13   | 4-7 | 0  | 6.93 | 79  |
| Totals |                   | 13 | 63.2 | 83 | 58 | 49 | 15 | 49 | 21 | 1  | 12 | 8  | 1  | 6   | 1   | 78-126 | 4-7 | 0  | 6.93 | -   |

## EVANS' CAREER STATS

| YEAR  | ERA  | W-L | GP | GS | CG | SHO | SV | IP   | H  | R  | ER | BB | SO | 2B | 3B | HR | BF  | BAVG | WP | HBP | BK | SFA | SHA |
|-------|------|-----|----|----|----|-----|----|------|----|----|----|----|----|----|----|----|-----|------|----|-----|----|-----|-----|
| 2022  | 6.93 | 4-7 | 13 | 13 | 1  | 1   | 0  | 63.2 | 83 | 58 | 49 | 15 | 49 | 21 | 1  | 12 | 295 | .309 | 8  | 6   | 1  | 4   | 1   |
| Total | 6.93 | 4-7 | 13 | 13 | 1  | 1   | 0  | 63.2 | 83 | 58 | 49 | 15 | 49 | 21 | 1  | 12 | 295 | .309 | 8  | 6   | 1  | 4   | 1   |