

2022 Pitt Baseball Game Notes

Media Relations: Korey Blucas • kblucas@athletics.pitt.edu • (724) 799-4480 • 3719 Terrace St. Pittsburgh, Pa. 15261

2022 SCHEDULE

FEBRUARY

18	Canisius!	Port Charlotte, Fla.	L, 11-3
19	Canisius!	Port Charlotte, Fla.	W, 12-2
19	Canisius!	Port Charlotte, Fla.	W, 4-0
20	Canisius!	Port Charlotte, Fla.	L, 15-7
25	Bradley\$	Nashville, Tenn.	W, 4-3
26	Bradley\$	Nashville, Tenn.	L, 3-2
26	Lipscomb\$	Nashville, Tenn.	W, 16-0 (7)
27	Lipscomb\$	Nashville, Tenn.	W, 6-5

MARCH

4	Army%	Fayetteville, N.C.	L, 5-3
5	Ohio State%	Fayetteville, N.C.	W, 6-5
6	Campbell%	Fayetteville, N.C.	W, 11-5
9	High Point	High Point, N.C.	W, 15-5
11	#14 North Carolina*	Chapel Hill, N.C.	L, 7-4
12	#14 North Carolina*	Chapel Hill, N.C.	L, 4-3
13	#14 North Carolina*	Chapel Hill, N.C.	L, 9-2
15	Bucknell	Pittsburgh, Pa.	W, 21-5
16	Youngstown State	Pittsburgh, Pa.	L, 5-2
18	Virginia Tech*	Blacksburg, Va.	W, 4-3
19	Virginia Tech*	Blacksburg, Va.	L, 22-6
20	Virginia Tech*	Blacksburg, Va.	L, 7-1
25	Clemson*	Pittsburgh, Pa.	W, 8-0
25	Clemson*	Pittsburgh, Pa.	W, 10-7
26	Clemson*	Pittsburgh, Pa.	Cancelled
29	Penn State	University Park, Pa.	PPD
30	West Virginia	Pittsburgh, Pa.	W, 9-6

APRIL

1	Louisville*	Pittsburgh, Pa.	3 PM
2	Louisville*	Pittsburgh, Pa.	3 PM
3	Louisville*	Pittsburgh, Pa.	1 PM
5	Kent State	Pittsburgh, Pa.	TBA
6	Youngstown State	Youngstown, Ohio	5 PM
8	Boston College*	Brighton, Mass.	5:30 PM
9	Boston College*	Brighton, Mass.	2 PM
10	Boston College*	Brighton, Mass.	1 PM
12	Kent State	Kent, Ohio	6 PM
15	Virginia*	Pittsburgh, Pa.	6 PM
16	Virginia*	Pittsburgh, Pa.	3 PM
17	Virginia*	Pittsburgh, Pa.	2 PM
19	West Virginia^	Pittsburgh, Pa.	6 PM
22	Miami*	Coral Gables, Fla.	7 PM
23	Miami*	Coral Gables, Fla.	6 PM
24	Miami*	Coral Gables, Fla.	1 PM
29	North Carolina A&T	Pittsburgh, Pa.	6 PM
30	North Carolina A&T	Pittsburgh, Pa.	3 PM

MAY

1	North Carolina A&T	Pittsburgh, Pa.	1 PM
3	Oakland	Pittsburgh, Pa.	6 PM
4	Oakland	Pittsburgh, Pa.	6 PM
6	Duke*	Pittsburgh, Pa.	6 PM
7	Duke*	Pittsburgh, Pa.	3 PM
8	Duke*	Pittsburgh, Pa.	1 PM
10	West Virginia	Morgantown, W.Va.	6:30 PM
13	Notre Dame*	South Bend, Ind.	6 PM
14	Notre Dame*	South Bend, Ind.	4 PM
15	Notre Dame*	South Bend, Ind.	2 PM
17	Penn State^	Pittsburgh, Pa.	6 PM
19	Georgia Tech*	Pittsburgh, Pa.	6 PM
20	Georgia Tech*	Pittsburgh, Pa.	6 PM
21	Georgia Tech*	Pittsburgh, Pa.	1 PM

24-29 ACC Tournament Charlotte, N.C. TBD

!- Snowbird Classic

\$- Music City College Classic

%- All-American Classic

*- ACC game

^ played at PNC Park

GAMES

24-26



Pitt

Record:

13-10, Overall
3-5, ACC

Head Coach: Mike Bell
Season at Pitt: 4th

No. 5 Louisville

3, 3, & 1 PM | April 1-3, 2022

Charles L. Cost Field • Pittsburgh



No. 5 Louisville

Record:

20-5, Overall
6-0, ACC

Head Coach: Dan McDonnell
Season at Louisville: 16th

PROBABLE STARTERS

Matt Gilbertson

RHP • Senior
3-2 • 2.88 ERA • 1.34 WHIP

Friday

Tate Kuehner

LHP • Junior
4-0 • 2.76 ERA • 1.15 WHIP

Logan Evans

RHP • Sophomore
3-1 • 4.09 ERA • 1.15 WHIP

Saturday

Jared Poland

RHP • Senior
1-1 • 2.08 ERA • 1.15 WHIP

Billy Corcoran

RHP • Junior
2-2 • 4.50 ERA • 1.20 WHIP

Sunday

Riley Phillips

LHP • Sophomore
3-0 • 1.97 ERA • 1.06 WHIP

PITT'S PROJECTED LINEUP

Pos.	No.	Player	B/T	AVG	GP-GS	OBP	SLG	H	BB	R	HR	RBI
C	14	Tatem Levins	R/R	.333	23-23	.436	.702	28	10	16	9	25
1B	15	Bryce Hulett	L/L	.397	23-23	.510	.679	31	17	16	5	17
2B	2	Jeffrey Wehler	R/R	.291	20-20	.391	.430	23	12	20	1	8
3B	3	Sky Duff	L/R	.306	23-23	.450	.376	26	20	18	1	11
SS	11	Brock Franks	R/R	.197	23-23	.282	.526	15	6	14	7	16
LF	23	Ron Washington Jr.	R/R	.281	18-17	.395	.625	18	9	15	6	14
CF	21	Kyle Hess	R/R	.326	23-23	.429	.618	29	11	19	6	21
RF	39	CJ Funk	R/R	.263	20-19	.475	.404	15	20	13	1	10
DH	33	Jack Anderson	R/R	.339	21-15	.438	.644	20	11	13	5	16
P	No.	Player	APP-GS	W-L	ERA	IP	H	R	ER	K	BB	WHIP
RHP	45	Matt Gilbertson	6-6	3-2	2.88	34.1	36	14	11	36	10	1.34
RHP	32	Billy Corcoran	5-5	2-2	4.50	30.0	32	15	15	19	4	1.20
RHP	55	Logan Evans	6-6	3-1	4.09	33.0	30	16	15	34	8	1.15

BULLPEN

P	No.	Player	APP-GS	W-L	ERA	IP	H	R	ER	K	BB	WHIP
LHP	24	Ben Dragani	6-4	1-1	8.10	13.1	17	13	12	13	17	2.55
RHP	36	Dylan Lester	7-0	0-0	7.45	9.2	13	8	8	9	1	1.45
RHP	38	CJ McKennitt	11-0	0-0	8.18	11.0	11	11	10	12	8	1.73
RHP	26	Baron Stuart	11-0	1-2	3.72	19.1	21	13	8	33	6	1.40
RHP	27	Hayden Summers	6-0	1-1	3.75	12.0	12	6	5	13	2	1.17
LHP	46	Quin Konuszewski	7-0	0-0	19.64	3.2	4	8	8	3	7	3.00
RHP	8	Brady Devereux	9-0	2-0	7.71	14.0	18	13	12	13	4	1.57

LEADING OFF

- Pitt resumes ACC play with a three-game weekend series against No. 5 Louisville with games Friday and Saturday at 3 p.m. and Sunday at 1 p.m.

BACKYARD BRAWL WIN

- A brand-new game added a day before play, Pitt defeated rival West Virginia 9-6 at home in the first of three scheduled games for the Backyard Brawl.
- The Panthers scored three unanswered runs to secure the victory.
- Sky Duff knocked in the game-winning run in the fourth inning, singling through the right side with two outs to bring home Jeffrey Wehler.
- Tatem Levins blasted his team-leading ninth homer of the season, a two-run shot to right field in the ninth inning.
- Brock Franks completed a six-run frame in the first inning with a three-run homer to right field, as all six runs came with two outs.
- Brady Devereux picked up the win in relief, allowing no runs, two hits and one walk with two strikeouts.
- Baron Stuart recorded his second-straight save and third of the season, retiring all four batters faced to end the game with two strikeouts.
- Quin Konuszewski, Dylan Lester, C.J. McKennitt, Stuart and Devereux combined to only allow four batters reach base on two walks and two hits over 5.1 innings of scoreless relief.
- Levins reached base in all five trips to the plate with his homer, two walks and two hit-by-pitches.
- Bryce Hulett reached four times, going 2-3 with two RBI and two walks.

HOME RUN HITTING SQUAD

- The story of the Pitt offense so far this season has been its home run hitting ability.
- With 41 in 23 games, the Panthers rank in the nation 14th in homers and 12th per game (1.78).
- Tatem Levins has been the leader of that power-hitting squad, blasting nine to place 37th in the nation.
- Brock Franks is 75th in the nation in homers with seven while Ron Washington, Jr. also ranks in the top-100 in the nation in homers per game (.33) at 60th.
- All nine of the batters in the current starting lineup have hit at least one with Kyle Hess, Brock Franks and Washington, Jr. all registering six and Jack Anderson and Bryce Hulett each having five.
- CJ Funk hit his first collegiate homer at Virginia Tech (Saturday, March 19).

A TWO-GAME SWEEP OF NO. 20 CLEMSON

- Pitt is coming off a sweep of No. 20 Clemson, as they took both games at home Friday 8-0 and 10-7.
- The series finale was cancelled due to weather.
- The Panthers recorded its first series win over the Tigers in four tries since joining the ACC for the 2014 season.
- The ACC series victory was also the first of the season and the fourth against a ranked squad in the last two seasons No. 9 Florida State, No. 7 Georgia Tech and No. 15 Miami last year with both being sweeps over the Yellow Jackets and Hurricanes).
- Pitchers Matt Gilbertson and Logan Evans

both earned the wins with nine strikeouts each, with Gilbertson throwing seven shutout innings and Evans going five with just one run allowed.

- The Panthers belted five homers, two by Washington, Jr. and one each from Anderson, Franks and Hulett.
- Baron Stuart threw two scoreless innings of relief in both games, earning the save with retiring all six batters faced with five strikeouts and allowing just one hit and no walks with four strikeouts in the first game.
- The Panthers finished with 28 hits and 10 walks on the day with all but two starters reaching base four times with at least three hits.
- Hess had a doubleheader-high six hits with two doubles.
- Washington, Jr. led both teams with four extra-base hits, two homers and two doubles.
- Hulett finished a single short of the cycle in game two.
- Funk drew a day-high four walks and added two hits.

BREAKOUT SEASON FOR HULETT

- Bryce Hulett has enjoyed a tremendous start to the season as the Panthers' top hitter.
- Known for his tremendous glove at first base since he started his career in Pittsburgh in 2020, Hulett has excelled at the plate so far this spring.
- He has the team-lead for OPS (1.189), batting average (.397), hits (31), and on-base percentage (.510) along with 11 extra-base hits, a .679 slugging percentage and 17 walks to just nine strikeouts.
- In the nation he ranks 45th in on-base percentage (.510), 66th in batting average and 98th in slugging percentage (.679) and is in the ACC sixth in batting average, seventh in on-base percentage and ninth in OPS.
- His power has seen an uptick with five homers, five doubles and a triple in 78 at-bats (eight, three and zero in 154 last season), and he's drawn more walks and cut down drastically on strikeouts (averaging one per 8.7 at-bats), compared to last year (55 in 157, average of one every 2.85 at-bats).

ACC PLAYER OF THE WEEK (MARCH 7)

- Tatem Levins was named ACC Player of the Week March 7 for in his performance at the All-American Classic.
- Levins homered in all three games and posted nine RBI and a 1.231 slugging percentage.
- He opened the tournament in Fayetteville, N.C. with a 2-4 performance at the plate with a solo homer and double against Army.
- He had a two-run homer in the 6-5 comeback win over Ohio State.
- In the 11-5 victory over Campbell, he saved his best performance for last with a grand slam and two other hits, six RBI and two runs.
- He was also named one of Collegiate Baseball's Players of the Week.
- For the season, Levins has been an effective power hitter, ranking 25th in the nation with nine homers that included a five-game home run streak (Lipscomb, Feb. 27-at High Point, March 9) and a two-homer performance the 21-5 win over Bucknell.

QUICK FACTS

UNIVERSITY INFORMATION

School	University of Pittsburgh
Location	Pittsburgh, Pa.
Founded	1787
Enrollment	34,934
Nickname	Panthers
Colors.....	Pitt Royal and Gold PMS (PMS 661/PMS 1235)
Conference.....	Atlantic Coast Conference (ACC)
Affiliation	NCAA Division I
Website	www.PittsburghPanthers.com
Facebook.....	PittsburghPanthers
Athletics Twitter.....	@Pitt_ATHLETICS
Athletics Instagram.....	@Pitt_ATHLETICS
Baseball Twitter	@Pitt_BASE
Baseball Instagram	@Pitt_BASE
Chancellor	Dr. Patrick Gallagher
Director of Athletics.....	Heather Lyke

COACHING STAFF

Head Coach	Mike Bell (Florida State, '96)
Record at Pitt	67-70 (4th season)
Career Record	Same
Assistant Coach/Recruiting Coordinator	Ty Megahee (Mercer, '06)
Assistant Coach.....	Joe Mercadante (Florida, '03)
Volunteer Assistant Coach	Devin Mesoraco
Director of Player Development.....	Drew Linder (Florida State, '18)
Director of Operations	Austin Thompson (Florida State, '18)

PANTHERS AT A GLANCE

First Season	1907
All-Time Record	1,325-1,224-7 (.520)
All-Time Conference Record	375-529 (.414)
All-Time ACC Record	77-138 (.353)
All-Time Conference Tournament Record.....	12-23 (.343)
All-Time ACC Tournament Record	3-2 (.600)
NCAA Appearances (Last).....	3 (1995)
NCAA Tournament Record	2-4 (.333)

CHARLES L. COST FIELD

Stadium.....	Charles L. Cost Field
Year Opened.....	2011
Capacity	900
Surface.....	Synthetic Grass
Dimensions	LF-325, CF-405, RF-330
Stadium Record.....	133-103 (.564)
Ticket Office Phone	1-800-643-PITT (7488)

MEDIA RELATIONS

Executive Associate AD for Media Relations	E.J. Borghetti
Assistant Director/Baseball.....	Korey Blucas
Email	kblucas@athletics.pitt.edu
Office.....	412-648-4807
Cell	724-799-4480
Media Relations Office	412-648-8240

PRONUNCIATION GUIDE

Brendon Bair	Bear
Billy Corcoran.....	cork-rin
Brady Devereux.....	dev-eh-row
Ben Dragani.....	Druh-gone-ee
Nick Giamarusti.....	Gee-uh-mur-rue-stee
Quin Konuszewski.....	Kon-uh-schev-ski
Ty Megahee	Muh-gay-hee
Jeffrey Wehler	(Like the animal) Whale-uh

SERIES NOTES

- In the five-game stretch with a homer he registered a .545 batting average (12-22), 12 hits, 12 RBI, 28 total bases, a 1.273 slugging percentage and .545 on-base percentage.
- In the nation he ranks 27th in homers per game (.39) and 71st in slugging percentage (.702) and is tied for sixth in homers in the ACC.
- Overall this season, he has boasted a 1.138 OPS, a team-leading 25 RBI and 12 extra-base hits.

HOMETOWN HERO

- Pittsburgh native and Mars High School graduate Jack Anderson is in his first season at his hometown school.
- The primary DH for the Panthers played his first two seasons of college ball at Northwestern and spent last year at State College of Florida, where teammate Bryce Hulett played at from 2018-19.
- One of the prominent power bats in the lineup, Anderson has come on as of late with four homers in the last eight games and an active six-game hitting streak.
- One of five starters with an OPS above 1.000, Anderson is third at 1.082 with five homers and three doubles as part of his 20 hits with a .339 batting average and 16 RBI.

FRANKS THE HOME RUN HITTER

- Brock Franks has also seen a power surge at the plate.
- Only hitting one homer in his first 47 games as a Panther, Franks has hit seven in the last 18 games, including his first multi-home run game of his collegiate career.
- In a six-game stretch (Lipscomb, Feb. 26-High Point, March 9), he registered 25 total bases, a 1.087 slugging percentage and 11 RBI.
- Franks has highest ratio of extra-base hits to hits in the starting batting lineup at 71.4% (10 out of 14).

HOME RUN EXPLOSION (PART TWO) AGAINST BUCKNELL

- In its 2021 home-opening 21-5 win over Bucknell (March 15), Pitt scored the most runs in its 12 years at Charles L. Cost Field and also set Cost Field records for homers (six) and total bases (40).
- The Panthers hit six homers for the first time since doing so against Grambling State in an 18-5 win on Feb. 28, 2016.
- Both Jack Anderson and Tatem Levins had their first multi-home run games of their collegiate career.
- Kyle Hess recorded the first leadoff homer to start a game since Connor Perry's at Virginia on March 22, 2019 and later in the opening frame had a triple with the bases loaded.
- Ron Washington, Jr. also had a solo homer with one out in the third inning.
- Anderson finished with six RBI while Levins and Hess had four.
- Pitt also finished with 12 walks, the most since recording 15 in a 7-2 win over Villanova on Feb. 15, 2019.

HOME RUN EXPLOSION (PART ONE) AT HIGH POINT

- Playing its fourth-straight game in the state of North Carolina on its annual spring break trip, Pitt defeated High Point 15-5 on March 9.
- Brock Franks had his first multi-home run game in his collegiate career, and Tatem

Levins hit a homer for the fifth-straight game.

- Leaving a batter on with no runs in each of the first four innings, Pitt erupted for a seven-run fifth.
- Pitt scored all 15 runs in a row over the fifth, sixth and seventh innings.
- The five home runs were the most since six against Grambling State in an 18-5 win on Feb. 28, 2016.
- Pitt has hit a home run in all but one game this season and a combined 12 in the last five games.
- The 19 hits were the most since accomplishing the feat twice in wins over No. 7 Georgia Tech last year (March 12 and March 14).
- Pitt players reached base 28 times with seven walks and two hit-by-pitches.
- Levins had a game-high four hits.
- Bryce Hulett also reach based four times with a homer, single and two walks.
- Franks and CJ Funk each went 3-5, with Franks also having a double to his two homers.
- Tommy Tavarez recorded his first multi-hit game of his collegiate career along with a walk and hit-by-pitch.

THE DUFFMAN

- Sky Duff had a breakout campaign in 2021, his third year in Pittsburgh, and earned spots on the All-ACC Third-Team and ABCA/Rawlings All-East Region Second Team.
- Serving as the leadoff batter for most of the season, Duff still has an active 44-game reached base streak started last year and currently ranks 64th in the nation in walks (20) along with teammate CJ Funk.
- This season he leads the team in walks and has a .450 on-base percentage, 26 hits and 11 RBI.
- He recorded a nation-best nine walks and three hits on opening weekend.
- Known for his ability to draw walks in his entire career, he ranks fifth in program history with 103.
- Former teammate David Yanni (148, 2016-21), John Schultz (142, 2008-11), Jacob Wright (116, 2015-17), and Jim Negrych (107, 2004-06) all could be passed by Duff this or next season.
- In the nation he ranked last year 14th in doubles per game (.43), 47th in doubles (18), 67th in hits per game (1.43), 83rd in batting average (.366) and 91st in on-base percentage (.461).
- He was in the ACC fifth in batting average and fourth in on-base percentage and doubles.
- The junior showed an improvement with his power, racking up a team-high 18 doubles.
- He also hit two homers last year after recording his first career homer the previous season.

GILL ON THE HILL

- Matt Gilbertson was the Panthers' "Saturday" pitcher all of last season and is the No. 1 pitcher this year.
- Gilbertson has posted a team-best 2.88 ERA along with a 1.34 WHIP, 3-2 record, 36 strikeouts to 10 walks and a .269 opposing batting average.
- This season he ranks in the ACC tied for first in strikeouts looking (15), seventh in innings pitched (34.1) and 10th in strikeouts.

Top-100 NCAA Ranks

Team Category	Rank	Total
Walks	32	129
Batting Average	63	.290
Double plays	70	17
Double plays per game	75	0.74
Fielding percentage	39	.977
Hit by pitch	81	33
Home Runs	14	41
Homers per game	12	1.78
On-base percentage	27	.410
Runs	90	159
Scoring	89	6.9
Shutouts	14	3
Slugging percentage	21	.511
Strikeouts per nine innings	95	9.2
Triples	78	6
Triples per game	91	0.26

Individual Category	Rank	Total
Brock Franks		
Home runs	75	7
Home runs per game	95	0.30
Sacrifice bunts	42	4
Sacrifice bunts per game	74	0.17

Tatem Levins		
Home runs	25	9
Home runs per game	27	0.39
Slugging percentage	71	.702

Bryce Hulett		
Batting average	66	.397
On-base percentage	45	.510
Slugging percentage	98	.679

CJ Funk		
Walks	64	20
Walks per game	21	1.00

Sky Duff		
Walks	64	20
Walks per game	71	0.87

Ron Washington, Jr.		
Home runs per game	60	0.33

Logan Evans		
Complete games	17	1
Games Started	26	6

Baron Stuart		
Saves	80	3

Billy Corcoran		
Walks allowed per nine innings	26	1.20

Matt Gilbertson		
Games started	26	6

SERIES NOTES

- He earned his first win this season with no earned runs allowed and four strikeouts in five innings pitched against Bradley (Feb. 25).
- He recorded his first ACC victory at Virginia Tech (March 18), going six innings with two runs, six hits, one walk and seven strikeouts.
- He notched another ACC win with seven shutout innings with just five hits and no walks allowed with nine strikeouts.
- In 23 career starts at Pitt, Gilbertson has accumulated 128 strikeouts to just 36 walks and gone at least five innings in all but two games.
- With starts in the second game of each weekend series in 2021, Gilbertson posted a 6-4 record with a 1.29 WHIP, 4.45 ERA, 72 strikeouts to 20 walks and a .269 opposing batting average.
- In the ACC, he ranked tied seventh in innings pitched (85.0) and ninth in wins (six), both team-highs.

A FORMER PENGUIN, NOW A PANTHER

- Jeffrey Wehler faced his former team Youngstown State in Pitt's second home game March 16.
- Wehler arrived in Pittsburgh after starting four years at Youngstown State.
- He technically already faced his former school as Pitt defeated Youngstown State 22-7 on Oct. 22 in the fall.
- He had a grand slam in the second inning of the game.
- Wehler was named the 54th-best transfer by Baseball America and No. 55 by D1Baseball.com after being named First-Team All-Horizon League last year and second-team in 2019 and 2018.
- He finished his Youngstown State career ranked second in school history with 88 career steals and led his team in stolen bases each year.
- He swiped his first bag as a Panther in the series-finale against Canisius and has gotten four more, needing seven more to reach 100 in his career.
- Last season he had career-bests of a .332 batting average, .390 on-base percentage, .552 slugging percentage, 53 runs, 74 hits, 27 extra-base hits, eight homers, 38 RBIs and 20 walks.
- This year as the starting second baseman and batting primarily in the No. 2 batting spot in the lineup, Wehler has posted a .821 OPS, a tie for the team lead in doubles (six), eight RBI and 12 walks.

WINNING THE ALL-AMERICAN CLASSIC

- Rebounding from an opening 5-3 loss to Army, Pitt defeated Ohio State 6-5 and won 11-5 over Campbell.
- While no champion was crowned, the Panthers tied the Camels with a 2-1 record and earned a tiebreaker advantage over them with the 11-5 victory.
- Pitt came back to defeat Ohio State, tying the game up in the seventh before Brock Franks hit a walk-off homer with one out in the ninth inning.
- The Panthers led wire-to-wire over the Camels, scoring a run in the first inning before erupting for four in the third and five the next inning.
- Hayden Summers earned his first victory as a Panther with 3.1 scoreless innings of relief against the Buckeyes, allowing just two batters on with a walk and single along with three strikeouts.
- Sky Duff extended his reached base streak

to 32 games, as the leadoff hitter went a team-best 6-11 with a double, sacrifice fly, RBI and walk.

WINNING THE MUSIC CITY COLLEGE CLASSIC

- Pitt won three of four games in the tournament hosted by Lipscomb with a two-game sweep of the host Bisons (16-0 in seven innings Saturday and 6-5 Sunday) and a split against Bradley (3-2 win and 6-5 loss).
- The Panthers clinched the top record in Nashville with a comeback victory in the finale against Lipscomb, with Jeffrey Wehler scoring in the eighth inning on a wild pitch and Bryce Hulett hitting the game-winning leadoff homer in the next inning.
- As one of four pitchers in the nation to throw at least 14 innings and not allow a run, Logan Evans pitched his second-straight seven-inning shutout with six strikeouts and only three hits and one walk allowed.
- Matt Gilbertson earned his first win of the year in the opening win against the Braves, going five innings with no earned runs, three hits, three walks and four strikeouts.
- The Panthers hit seven homers on the weekend, highlighted by a pair from Brock Franks and Kyle Hess.

A LOOK BACK AT HISTORIC 2021 SEASON

- Last year, Pitt had its most successful season in the ACC.
- The Panthers set program records for their highest ranking in the polls, No. 14 by Baseball America, consecutive weeks in the polls (nine), RPI (50), and strength of schedule (30). In ACC play, Pitt set program-bests in ACC series wins (six) and ACC victories (16).
- Pitt went 18-12 against teams that made the NCAA Regionals, tied for the second-best record in the nation. The Panthers won 17 times against Quad-one schools.
- They're just the second team to sweep Florida State and Miami in the same season.
- Pitt narrowly missed out on its first at-large bid to NCAA Regionals, as they were the second team left out (behind Baylor) by the selection committee.
- With Bell serving as the pitching coach since last season, Mitch Myers became the highest drafted Panther since 2018.
- The junior right-hander was selected in the 12th round of the MLB draft with the No. 368 pick by the Oakland Athletics.
- Myers was one of a program-best four Panthers selected to the All-ACC Third Team: Sky Duff, Nico Popa, and David Yanni. Duff earned a selected to the ABCA/Rawlings All-East Region Second Team.
- The third baseman had a breakout campaign in his third year in Pittsburgh and enters 2022 with 21-game reached base and 13-game hitting streaks.
- A member of the 2019 second-team, Popa is the first Panther to earn All-ACC honors twice. The all-time leader in program history in games played, starts and walks, Yanni had his best season as a Panthers in 2021.

REPLACING YANNI AND POPA

- Pitt has to replace arguably the two-most important Panthers of the ACC era of the program, David Yanni and Nico Popa.

HITTING REPORT

MULTIPLE HIT GAMES

	2	3	4	5+	Tot
Bryce Hulett	6	4	-	-	10
Tatem Levins	6	2	1	-	9
Kyle Hess	5	2	1	-	8
Sky Duff	6	2	-	-	8
Jeffrey Wehler	6	2	-	-	8
Jack Anderson	6	1	-	-	7
Brock Franks	2	2	-	-	4
CJ Funk	3	1	-	-	4
Ron Washington, J	4	-	-	-	4
Jordan Anderson	1	-	-	-	1
Tommy Tavarez	1	-	-	-	1
TEAM	46	16	2	0	64

MULTIPLE RBI GAMES

	2	3	4	5+	Tot
Tatem Levins	5	-	1	1	7
Kyle Hess	3	2	1	-	6
Bryce Hulett	4	1	-	-	5
Brock Franks	1	2	1	-	4
Ron Washington, J	4	-	-	-	4
Jack Anderson	1	-	-	1	2
CJ Funk	1	-	1	-	2
Sky Duff	2	-	-	-	2
Jeffrey Wehler	-	-	1	-	1
Johnny Long	-	1	-	-	1
TEAM	21	6	5	2	34

HITTING STREAKS

	Longest	Current
Bryce Hulett	9	2
Kyle Hess	8	-
Sky Duff	7	2
Jack Anderson	6	6
Tatem Levins	6	2
Jeffrey Wehler	5	3
Ron Washington, J	5	-
Jordan Anderson	4	-
Brock Franks	3	3
Luke Lambert	2	-
CJ Funk	2	-
Cameron Barto	1	1
Dom Popa	1	-
Tommy Tavarez	1	-
Johnny Long	1	-

REACHED BASE STREAKS

	Longest	Current
Sky Duff*	23	44
Bryce Hulett	20	20
Kyle Hess	9	8
Jeffrey Wehler	9	4
Jack Anderson	8	8
Tatem Levins	7	2
Tommy Tavarez	6	6
Jordan Anderson	6	-
Ron Washington, J	6	6
Brock Franks	5	5
CJ Funk	5	5
Luke Lambert	3	-
Johnny Long	2	1
Cameron Barto	1	1

*Current streak dates back to 2021 season

SERIES NOTES

- The pair combined for 11 years starting, with Popa manning right field for five seasons and Yanni spending his first five years at shortstop and last season at second base.
- Both earned All-ACC Third-Team selections last year with Popa becoming the first Panther to earn All-ACC honors twice (second-team in 2019).
- The duo etched their name all over the record book.
- Yanni played the most games (226) and started the most (215).
- Popa is third in games played and starts (193).
- In career offensive categories, Yanni is the all-time leader in walks (148), third in doubles (50) and at-bats (774), fourth in RBIs (146), tied for fifth in hit by pitches (25), sixth in total bases (338), seventh in homers (28) and runs (144), tied for 10th in triples (eight) and 16th in hits (187).
- Popa is tied for second in hit by pitches (28), tied for fifth in triples (10), eighth in at-bats (726), tied for ninth in total bases (316), 12th in stolen bases (45), 12th in hits (208) and homers (19), 16th in runs (134) and 20th in walks (66).

RETURNING EXPERIENCE

- While replacing two all-time performers in Popa and Yanni, the Panthers' batting lineup features names that every ACC program is familiar with.
- Pitt brings back six starting position players from 2021, with only one who's started just one year (shortstop Brock Franks).
- Ron Washington, Jr. is the most tenured of the bunch as a starter for four straight years.
- Washington, Jr. was an All-ACC All-Freshman selection in 2019 as a freshman at third base and has since been at right field and the designated hitter if not playing in the outfield.
- He is the Panthers' top returning power hitter with 59 extra-base hits, 20 homers and 102 RBI's coming into the season.
- Members of Bell's first recruiting class, Sky Duff occupies the hot corner for the second-straight season after starting at second base for 2019 and 2020, and Kyle Hess has occupied either right or left field since 2019.
- Coming in for the 2020 season, center-fielder Jordan Anderson and first baseman Bryce Hulett have started from first game played.

NEW BULLPEN

- Pitt has to replace several workhorses from last year's bullpen.
- Jordan McCrum graduated after serving as the closer last year.
- Named to the NCBWA Stopper of the Year Midseason Watch List, McCrum registered six saves and had 35 strikeouts in 30 innings.
- Chase Smith had served as a key arm in four years in Pittsburgh and departed as the program's all-time leader in appearances (89) and tied for fourth in saves (eight) and tied for 19th in ERA (3.33).
- Chris Gomez played for the last five seasons and graduated after ranking second in career appearances (72) while contributing a 2.27 ERA and 2-0 record in 2021.
- Only a combined 42 appearances and 48 innings pitched return from Dylan Lester (15 appearances and 21.1 innings), CJ

McKennitt (13 and 14.1), David Ferguson (nine and nine) and Dominic Verrastro (five and three).

- 13 pitchers joined the program with many that can start and come out of the bullpen.
- Logan Evans, Ben Dragani, Baron Stuart and Ryan Miller are three experienced veteran Division I transfers that
- Named the 85th-best transfer by Baseball America, Miller was arguably the most decorated pitcher from the MEAC in the last decade.
- Last season was named the MEAC Pitcher of the Year, HBCU Nines Large School Division National Pitcher of the Year, First Team All-MEAC, an All-American by Collegiate Baseball (Second Team) and NCBWA (Third Team), to the ABCA Second Team All-Region and a NCBWA Dick Howser Trophy Semifinalist.
- He set an NCCU modern era record with 10 wins (10-0), tossed consecutive complete game shutouts against Norfolk State on Feb. 27 and March 6, had a streak of 23 consecutive innings without allowing an earned run in his first four starts of the year and led the MEAC with a 2.21 ERA, which is the third-lowest in the modern era at NCCU and 10th-best in a single season in MEAC history.
- Picked the 2019 MEAC Rookie of the Year and a Collegiate Baseball Freshman All-American and Third Team All-MEAC.
- Dragani was named the 44th-best transfer by Baseball America.
- In three years at Michigan, he recorded a 3.34 ERA, 9-5 record and 73 strikeouts in 28 appearances, 14 starts and 105 innings pitched and in 2018 was named to the Collegiate Baseball News Freshman All-America, Perfect Game Freshman All-America Second Team, D1Baseball Freshman All-America Second Team selection, All-Big Ten Third Team and All-Big Ten Freshman Team.
- Evans was a two-year reliever for Penn State and went 2-1 in three appearances, totaling a 4.50 ERA and 11 strikeouts in eight innings in 2020.
- Stuart was a key arm for the last four years at USF, recorded a career 5.78 ERA, 116 strikeouts and 10-8 record in 43 appearances, 26 starts and 137 innings pitched.
- He helped the Bulls last year win the American Athletic Conference Tournament and Gainesville NCAA Regional Championships to advance to the Austin NCAA Super Regionals.
- Hayden Summers come from junior colleges while Brendon Bair, Jonathan Bautista, Harrison Coble, Kyle Demi, Will Droll, Tyler Kennedy and Quin Konuszewski.
- In Perfect Game's preseason freshman rankings, three were selected in the top-500: Kennedy (184), Bau-tista (308) and Bair (490).

ALL-TIME SERIES

- Louisville has the advantage 21-8.
- The Panthers do have the edge in games in Pittsburgh at 7-5.
- Former Big East foes, the two teams haven't played each other since the 2018 ACC Tournament due to the COVID pandemic and playing in different divisions in the ACC.

NEW CATCHING UNIT

- Pitt features four brand new catchers for

ALL-TIME SERIES VS LOUISVILLE

Series at Pitt	29 GP; Louisville Leads, 21-8 7-5	
- at Charles L. Cost Field	1-5	
at Louisville	2-10	
Neutral Site	1-3	
Postseason Record	0-4	
First Meeting	1978; L, 5-0	
Last Meeting	5/26/18; L, 5-2 (ACC Tournament)	
Last Pitt Win	5/18/12; W, 8-2	
Last Louisville Win	5/26/18; L, 5-2 (ACC Tournament)	
Current Streak	L12	
1978		L, 5-0 0-1
April 5, 2007	A	L, 7-1 0-2
April 6, 2007	A	W, 6-4 1-2
April 7, 2007	A	W, 6-2 2-2
March 28, 2008	H	W, 7-2 3-2
March 29, 2008	H	W, 5-4 4-2
March 30, 2008	H	L, 6-4 4-3
April 9, 2009	A	L, 7-3 4-4
April 11, 2009	A	L, 1-0 4-5
April 11, 2009	A	L, 3-2 4-6
April 9, 2010	H	W, 8-3 5-6
April 10, 2010	H	W, 15-5 6-6
April 11, 2010	H	L, 9-7 6-7
May 25, 2011	N	W, 7-2 7-7
May 27, 2011	N	L, 12-2 7-8
May 17, 2012	H	L, 6-5 (12) 7-9
May 18, 2012	H	W, 8-2 8-9
May 19, 2012	H	L, 9-5 8-10
May 23, 2012	N	L, 8-4 8-11
May 16, 2013	A	L, 5-2 8-12
May 17, 2013	A	L, 12-4 8-13
May 18, 2013	A	L, 7-4 8-14
March 10, 2017	A	L, 3-0 8-15
March 11, 2017	A	L, 8-2 8-16
March 12, 2017	A	L, 3-1 8-17
May 11, 2018	H	L, 6-3 8-18
May 12, 2018	H	L, 6-5 8-19
May 13, 2018	H	L, 8-5 8-20
May 26, 2018 (ACC)	N	L, 5-2 8-21

the 2022 season: junior Tatem Levins, sophomore Johnny Long, junior Jack Anderson (also a first baseman) and freshman Luke Lambert.

- All four Panthers from last year have moved on: Jackson Phinney (transfer to Bryant), Riley Wash (transfer to UCF after graduating from Pitt), Ramon Padilla (graduated) and Nico Samarkos (graduated).
- The Panthers' catching unit however will still be an experienced group with years spent at high-levels of collegiate baseball.
- Levins is rated as the No. 19 catcher in the nation by DIBaseball.com and also the 34th-best transfer by Baseball America and No. 51 by DIBaseball.com.
- A three-year starter at La Salle, tallying a .318 batting average, .524 slugging percentage and .402 on-base percentage with 17 homers, 37 doubles and 113 RBIs.
- Last year Levins was selected to the ABCA/Rawlings All-Region Second Team and All-Atlantic 10 Second-Team last year when he batted .315 with a .416 on-base percentage and a .503 slugging percentage and led the team with 49 runs scored, homered seven times and added 14 doubles.
- He also was picked as the 2019 A-10 and Philadelphia Big 5 Rookie of the Year and to the Collegiate Baseball Freshman All-American.
- Long was a two-year starter at Florida Gulf Coast and named to the All-Atlantic Sun Freshman Team after recording a .385 on-base percentage, .351 slugging percentage, 18 RBIs, eight extra-base hits and 24 runs with five baserunners caught stealing.
- A Pittsburgh native (Mars HS), Anderson recorded a .495 slugging percentage, .429 on-base percentage and .314 batting average at State College of Florida with 59 hits, 15 doubles, 46 runs and five homers.
- Before JUCO ball, he played two seasons at Northwestern with 11 starts.
- Lambert is also a local player from nearby West Allegheny High School where he finished his senior season with a .484 batting average and five home runs.
- Ben Dragani (four years at Michigan), Logan Evans (two years at Penn State), Tatem Levins (three years at La Salle), Johnny Long (two years at Florida Gulf Coast), CJ McKennitt (one year at Holy Cross) and Ryan Miller (three years at North Carolina Central).

DIFFERENT STARTS THAT LED TO PITTSBURGH

- Almost half of Pitt's roster are transfers (16 of 36, 44.4%).
- Jeffrey Wehler and Baron Stuart are graduate transfers who have an additional year due to COVID prematurely ending the 2020 season and the NCAA granting every spring sport athlete an extra year of eligibility:
- Wehler (Youngstown State) and Stuart (USF).
- Eight have come from various junior colleges all around the nation:
- Jack Anderson (two years at Northwestern and one at State College of Florida), Jordan Anderson (one year at Mississippi State and Chipola), Brock Franks (two years at Northwest Florida State), Matt Gilbertson (two years at College of Southern Nevada) Bryce Hulett (two years at State College of Florida), Dylan Lester (two years Houston and one at San Jacinto College-North), Hayden Summers (one year at Walters State) and Dominic Verrastro (two years at Lackawanna).
- Six transferred from a fellow Division I school:

NUMERICAL ROSTER

No.	Name	Year	Pos.	B/T	Ht.	Wt.	Hometown/High School (Previous School)
1	Tommy Tavaraz	FR	INF	R/R	5-11	160	Brooklyn, N.Y./Citius Prep
2	Jeffrey Wehler	SR	INF	R/R	6-0	195	St. Mary's, Pa./St. Mary's Area (Youngstown State)
3	Sky Duff	JR	INF	L/R	5-9	180	Shamong, N.J./Bishop Eustace Prep
5	Jordan Anderson	SR	OF	R/R	6-1	185	Madison, Ala./James Clemens (Chipola College/Mississippi State)
6	Dom Popa	SO	OF	L/L	5-11	170	Pittsburgh, Pa. / Seton-LaSalle
8	Brady Devereux	R-SO	P	R/R	6-2	200	Glen Mills, Pa./Malvern Prep
11	Brock Franks	JR	INF	L/R	6-1	180	San Diego, Calif./Rancho Bernardo (Northwest Florida State JC)
13	Nick Giamarusti	FR	OF	R/R	6-0	183	Chicago, Ill./Notre Dame
14	Tatem Levins	JR	C	L/R	6-0	206	Langhorne, Pa./Notre Dame (La Salle)
15	Bryce Hulett	SR	INF	L/L	6-2	200	Lake Wales, Fla./ Lake Wales (Southern Nevada)
17	Josh Overbeek	FR	UTL	S/R	6-1	197	Cincinnati, Ohio/Anderson
18	Johnny Long	SO	C	R/R	5-9	174	Naples, Fla./Barron Collier (Florida Gulf Coast University)
19	Luke Lambert	FR	C	R/R	5-7	174	McDonald, Pa./West Allegheny
20	Cameron Barto	R-SO	INF	S/R	5-11	175	Lancaster, Pa./Lancaster Catholic
21	Kyle Hess	JR	OF	L/R	6-1	200	Mount Joy, Pa./Donegal
23	Ron Washington Jr.	SR	OF	R/R	6-1	215	Houston, Texas/Ridge Point
24	Ben Dragani	R-JR	P	L/L	6-4	238	Brookfield, Wis./Catholic Memorial (Michigan)
26	Baron Stuart	SR	P	R/R	6-2	209	Okeechobee, Fla./Okeechobee (USF)
27	Hayden Summers	SO	P	R/R	5-10	175	Greensboro, N.C./Northwest Guilford (Walters State CC)
28	Brendon Bair	FR	P	R/R	6-0	215	Johnstown, Pa./Bishop McCourt
29	Jonathan Bautista	FR	P	R/R	6-3	202	Philadelphia, Pa./Springside Chestnut Hill Academy
30	Tyler Kennedy	FR	P	R/R	6-3	223	Columbia, S.C./ Georgia Premier Academy
31	Kyle Demi	FR	P	R/R	6-1	221	Wexford, Pa./North Allegheny
32	Billy Corcoran	JR	P	R/R	6-8	220	Milmont Park, Pa./Malvern Prep
33	Jack Anderson	JR	1B/C	R/R	6-3	217	Mars, Pa./Mars Area (Northwestern/State College of Florida)
34	Will Droll	FR	P	L/L	6-1	185	Thunder Bay, Ontario, Canada/St. Ignatius
35	Harrison Coble	FR	P	L/L	6-0	165	Richmond, Va./St. Christopher's
36	Dylan Lester	R-SR	P	R/R	6-1	210	Brenham, Texas/Brenham (Houston/San Jacinto CC)
38	C.J. McKennitt	JR	P	R/R	6-2	210	Concord, Mass./St. Mark's (Holy Cross)
39	CJ Funk	SO	OF	R/R	6-0	215	Bellefonte, Pa./Bellefonte Area
43	Ryan Miller	JR	P	R/R	6-1	217	Blandon, Pa./Fleetwood Area (North Carolina Central)
45	Matt Gilbertson	SR	P	R/R	6-0	190	Henderson, Nev./ Green Valley (Southern Nevada)
46	Quin Konuszewski	FR	P	L/L	5-11	182	Saginaw, Mich./Heritage
48	David Ferguson	SO	P	R/R	6-6	220	Downingtown, Pa./Downingtown East
49	Dominic Verrastro	JR	P	R/R	6-1	175	Scott Township, Pa./Lakeland (Lackawanna JC)
55	Logan Evans	SO	P	R/R	6-5	223	Saline, Mich./Saline (Penn State)

PRONUNCIATIONS

Brendon Bair	Bear
Billy Corcoran	cork-rin
Brady Devereux	dev-eh-row
Ben Dragani	Druh-gone-ee
Nick Giamarusti	Gee-uh-mur-rue-stee
Quin Konuszewski	Kon-uh-schev-ski
Ty Megahee	Muh-gay-hee
Jeffrey Wehler	(Like the animal) Whale-uhr

PANTHERS BY POSITION

CATCHERS		PITCHERS	
Jack Anderson	JR	Brendon Bair	FR
Luke Lambert	FR	Jonathan Bautista	FR
Johnny Long	SO	Harrison Coble	FR
Tatum Levins	JR	Billy Corcoran	JR
Josh Overbeek	FR	Kyle Demi	FR
		Brady Devereux	R-SO
		Ben Dragani	R-JR
		Will Droll	FR
		Logan Evans	FR
		David Ferguson	SO
		Matt Gilbertson	SR
		Tyler Kennedy	FR
		Quin Konuszewski	FR
		Dylan Lester	R-SR
		C.J. McKennit	JR
		Ryan Miller	JR
		Baron Stuart	SR
		Hayden Summers	SO
		Dominic Verrastro	SO
INFIELDERS			
Jack Anderson	JR		
Cameron Barto	R-SO		
Sky Duff	JR		
Brock Franks	JR		
Bryce Hulett	SR		
Josh Overbeek	FR		
Tommy Tavaraz	FR		
Ron Washington Jr.	JR		
Jeffrey Wehler	SR		
OUTFIELDERS			
Jordan Anderson	JR		
CJ Funk	SO		
Nick Giamarusti	FR		
Kyle Hess	JR		
Dom Popa	SO		
Ron Washington Jr.	JR		

ALPHABETICAL ROSTER

No.	Name	Year	Pos.
33	Jack Anderson	JR	1B/C
5	Jordan Anderson	SR	OF
28	Brendon Bair	FR	P
20	Cameron Barto	R-SO	INF
29	Jonathan Bautista	FR	P
35	Harrison Coble	FR	P
32	Billy Corcoran	JR	RHP
31	Kyle Demi	FR	P
8	Brady Devereux	R-SO	P
24	Ben Dragani	R-JR	P
34	Will Droll	FR	P
3	Sky Duff	JR	INF
55	Logan Evans	SO	P
48	David Ferguson	SO	P
11	Brock Franks	JR	INF
39	CJ Funk	SO	OF
13	Nick Giamarusti	FR	OF
45	Matt Gilbertson	SR	P
21	Kyle Hess	JR	OF
15	Bryce Hulett	SR	INF
30	Tyler Kennedy	FR	P
46	Quin Konuszewski	FR	P
19	Luke Lambert	FR	C
36	Dylan Lester	R-SR	P
14	Tatem Levins	JR	C
18	Johnny Long	SO	C
38	C.J. McKennitt	JR	P
43	Ryan Miller	JR	P
17	Josh Overbeek	FR	UTL
6	Dom Popa	SO	OF
26	Baron Stuart	SR	P
27	Hayden Summers	SO	P
1	Tommy Tavaraz	FR	INF
49	Dominic Verrastro	SO	RHP
23	Ron Washington Jr.	JR	OF/1B
2	Jeffrey Wehler	SR	INF

PANTHERS BY STATE

ALABAMA (1) Jordan Anderson
CALIFORNIA (1) Brock Franks
FLORIDA (3) Bryce Hulett, Johnny Long, Baron Stuart
ILLINOIS (1) Nick Giamarusti
MASSACHUSETTS (1) C.J. McKennitt
MICHIGAN (2) Quin Konuszewski, Logan Evans
NEVADA (1) Matt Gilbertson
NEW JERSEY (1) Sky Duff
NEW YORK (1) Tommy Tavaraz
NORTH CAROLINA (1) Hayden Summers
OHIO (1) Josh Overbeek
PENNSYLVANIA (16) Jack Anderson, Brendon Bair, Cameron Barto, Jonathan Bautista, Billy Corcoran, Kyle Demi, Brady Devereux, David Ferguson, CJ Funk, Kyle Hess, Luke Lambert, Tatum Levins, Ryan Miller, Dom Popa, Dominic Verrastro, Jeffrey Wehler
SOUTH CAROLINA (1) Tyler Kennedy
TEXAS (2) Dylan Lester, Ron Washington Jr.
VIRGINIA (1) Harrison Coble
WISCONSIN (1) Ben Dragani
CANADA (1) Will Droll

 1 Tommy TAVAREZ	 2 Jeffrey WEHLER	 3 Sky DUFF	 5 Jordan ANDERSON	 6 Dom POPA	 8 Brady DEVEREUX
 11 Brock FRANKS	 13 Nick GIAMARUSTI	 14 Tatem LEVINS	 15 Bryce HULETT	 17 Josh OVERBEEK	 18 Johnny LONG
 19 Luke LAMBERT	 20 Cameron BARTO	 21 Kyle HESS	 23 Ron WASHINGTON	 24 Ben DRAGANI	 26 Baron STUART
 27 Hayden SUMMERS	 28 Brendon BAIR	 29 Jonathan BAUTISTA	 30 Tyler KENNEDY	 31 Kyle DEMI	 32 Billy CORCORAN
 33 Jack ANDERSON	 34 Will DROLL	 35 Harrison COBLE	 36 Dylan LESTER	 38 C.J. MCKENNITT	 39 CJ FUNK
 43 Ryan MILLER	 45 Matt GILBERTSON	 46 Quin KONUSZEWSKI	 48 David FERGUSON	 49 Dominic VERRASTRO	 55 Logan EVANS
 Head Coach Mike BELL	 Assistant Coach Ty MEGAHEE	 Assistant Coach Joe MERCADANTE	 Volunteer Assistant Devin MESORACO	 Player Development Drew LINDER	 Director of Operations Austin THOMPSON



Mike Bell is in his fourth season as head coach of Pitt baseball. Bell was hired in July of 2018, becoming the fifth head coach in Pitt baseball history and bringing 14 years of Division I coaching experience to the Panther program. He joined Pitt after a seven-year stint as the associate head coach and pitching coach at Florida State.

Last year, Bell led Pitt to its most successful season in the ACC. The Panthers set program records for their highest ranking in the polls, No. 14 by Baseball America, consecutive weeks in the polls (nine), RPI (50), and strength of schedule (30). In ACC play, Pitt set program-bests in ACC series wins (six) and ACC victories (16).

Pitt went 18-12 against teams that made the NCAA Regionals, tied for the second-best record in the nation. The Panthers won 17 times against Quad-one schools. They're just the second team to sweep Florida State and Miami in the same season.

With Bell serving as the pitching coach since last season, Mitch Myers became the highest drafted Panther since 2018. The junior right-hander was selected in the 12th round of the MLB draft with the No. 368 pick by the Oakland Athletics. Myers was one of a program-best four Panthers selected to the All-ACC Third Team: Sky Duff, Nico Popa, and David Yanni.

Duff earned a selected to the ABCA/Rawlings All-East Region Second Team. The third baseman had a breakout campaign in his third year in Pittsburgh and enters 2022 with 21-game reached base and 13-game hitting streaks. A member of the 2019 second-team, Popa is the first Panther to earn All-ACC honors twice. The all-time leader in program history in games played, starts and walks, Yanni had his best season as a Panthers in 2021.

In 2020, Bell guided the Panthers to a 10-6 record before the season was cut short due to COVID-19. Revamping the roster with 21 newcomers, Bell lead the Panthers to a 10-1 start to the year, tied for the second-best start through 11 games in program history. Pitt's offense played a huge part, ranking second in the nation in doubles per game (2.88), 37th in slugging percentage (.447) and 38th in scoring (7.3 runs per game).

Since 2005, Bell has helped lead three teams to four College World Series appearances - Tennessee (2005),

HEAD COACH

MIKE BELL

@CoachMikeBell22

Education: Florida State, '96

Playing Experience: Montreal Expos; Baltimore Orioles (1995-2000); reached as high as AA

Coaching Experience: Tennessee (2005-07); Oklahoma (2008-11); Florida State (2012-18) Pitt (2019-present)

Family: Wife (Alicia); Daughter (Alexis); Son (Kyler)

Oklahoma (2010) and Florida State (2012 & 2017). He has coached nine first round draft picks, 35 Top-10 round picks, 93 overall Draft picks, 19 Major Leaguers, and helped guide 12 Top-25 recruiting classes. In 2012, he was named the Perfect Game Assistant Coach of the Year and was named the No. 13 recruiter in the country by D1Baseball.com prior to the 2017 season.

In five of his seven seasons, Florida State pitchers had recorded 500 or more strikeouts, including a pair of top 10 seasons in 2017 (640, fifth most) and 2018 (635, seventh most). The Seminoles posted a 314-136-0 record in his tenure, reaching a Super Regional on three occasions, advancing to the College World Series twice. Florida State captured three ACC titles in Bell's time in Tallahassee, Fla., taking home conference tournament titles in 2015, 2017 and 2018.

Bell made stops at Oklahoma and Tennessee in his time prior to Florida State. In his first seven seasons at the Division I level, including four at Oklahoma and three

at Tennessee, he helped recruit and develop 22 pitchers who were selected in the Major League Baseball draft. That includes three first-round selections - including 2006 No. 1 overall pick Luke Hochevar.

In four seasons at Oklahoma, Bell's pitching staffs established a number of new standards. His 2011 group posted a 3.00 ERA, which is the Sooners' lowest since 1978. Four of his hurlers earned All-Big 12 honors, including second-team All-American Michael Rocha. The Sooners posted a 41-17 record and were ranked No. 15 in the USA Today/ESPN Coaches poll. In 2010, his pitching staff was instrumental in leading OU back to the College World Series for the first time since 1995.

Beyond his Division I experience, he spent two seasons as the pitching coach and recruiting coordinator at Division II perennial power Florida Southern, where the Mocs finished twice in the top 20 nationally in ERA. He launched his coaching career in 2002 at Brandon High, where he led the team to a district title and a regional runner-up finish as the head coach, earning Hillsborough County Coach of the Year honors.

A left-handed pitcher and first baseman for the Seminoles, Bell reached the College World Series as a player in both 1994 and 1995. Bell posted a two-year record of 14-4 with a 3.00 ERA and was twice named to the ACC Academic Honor Roll. He earned a bachelor's degree in physical education at Florida State in 1996 and previously spent two seasons as a pitcher at Hernando Community College, where he was a two-time All-Sun-coast Conference selection.

Selected in the 20th round of the 1995 draft by the Montreal Expos, Bell spent six years in the minors, including the final three with the Baltimore Orioles' organization where he reached the Double-A level.

Bell is married to the former Alicia Favarato, a Florida State graduate, and the couple has two children, daughter, Alexis, and son, Kyler.



HOME RUN TRACKER

Player	Date	Opponent	Pitcher	Inning	Outs	On Base	Score	Final
Tatem Levins	2/18	vs. Canisius	Matt Duffy	6th	2	1	2-7	L, 11-3
Jeffrey Wehler	2/19	vs. Canisius	Levi Abbott	1st	0	1	2-0	W, 12-2
Jack Anderson	2/19	vs. Canisius	Levi Abbott	2nd	0	0	3-0	W, 12-2
Kyle Hess	2/19	vs. Canisius	Aaron Duffy	5th	2	1	3-0	W, 4-0
Ron Washington Jr.	2/25	vs. Bradley	Taylor Catton	8th	0	0	4-2	W, 4-3
Kyle Hess	2/26	vs. Bradley	Taylor Catton	9th	1	0	2-3	L, 3-2
Brock Franks	2/26	at Lipscomb	Noah Thompson	3rd	1	2	9-0	W, 16-0
Kyle Hess	2/26	at Lipscomb	Noah Thompson	4th	1	1	11-0	W, 16-0
Tatem Levins	2/27	at Lipscomb	Ike Buxton	2nd	0	1	2-2	W, 6-5
Brock Franks	2/27	at Lipscomb	Ike Buxton	3rd	0	0	3-2	W, 6-5
Bryce Hulett	2/27	at Lipscomb	John Cheatwood	9th	0	0	6-5	W, 6-5
Tatem Levins	3/4	vs. Army	Patrick Melampy	2nd	0	0	1-0	L, 5-3
Tatem Levins	3/5	vs. Ohio State	Nate Haberthier	3rd	2	1	2-3	W, 6-5
Brock Franks	3/5	vs. Ohio State	TJ Brock	9th	1	0	6-5	W, 6-5
Tatem Levins	3/6	vs. Campbell	Dylan Koontz	4th	0	3	9-0	W, 11-5
Kyle Hess	3/9	at High Point	Parker Dean	5th	2	2	2-3	W, 15-5
Brock Franks	3/9	at High Point	Read Viar	5th	2	2	6-3	W, 15-5
Tatem Levins	3/9	at High Point	CJ Neese	6th	0	0	7-3	W, 15-5
Bryce Hulett	3/9	at High Point	Jack Nathan	7th	1	1	14-3	W, 15-5
Brock Franks	3/9	at High Point	Connor Smith	7th	2	0	15-3	W, 15-5
Ron Washington, Jr.	3/12	at No. 14 North Carolina	Brandon Schaeffer	6th	0	1	4-4	L, 7-4
Sky Duff	3/13	at No. 14 North Carolina	Connor Bovair	5th	1	1	2-1	L, 9-2
Kyle Hess	3/15	Bucknell	Ben Magovern	1st	0	0	1-0	W, 21-5
Jack Anderson	3/15	Bucknell	Renn Lints	2nd	0	1	10-1	W, 21-5
Ron Washington, Jr.	3/15	Bucknell	Renn Lints	3rd	1	0	11-2	W, 21-5
Tatem Levins	3/15	Bucknell	Renn Lints	4th	1	1	14-2	W, 21-5
Jack Anderson	3/15	Bucknell	Luke Allain	4th	2	2	17-2	W, 21-5
Tatem Levins	3/15	Bucknell	Luke Allain	5th	1	2	20-2	W, 21-5
Bryce Hulett	3/16	Youngstown State	Lane Rhodes	2nd	0	0	1-0	L, 5-2
Ron Washington, Jr.	3/18	at Virginia Tech	Brady Kirtner	6th	1	1	2-2	W, 4-3
Bryce Hulett	3/18	at Virginia Tech	Jonah Hurney	6th	1	0	3-2	W, 4-3
CJ Funk	3/19	at Virginia Tech	Drue Hackenberg	5th	0	0	2-7	L, 22-6
Jordan Anderson	3/19	at Virginia Tech	Drue Hackenberg	6th	1	1	4-7	L, 22-6
Kyle Hess	3/20	at Virginia Tech	Henry Weycker	7th	1	0	1-3	L, 7-1
Ron Washington, Jr.	3/25	No. 20 Clemson	Mack Anglin	3rd	1	0	3-0	W, 8-0
Brock Franks	3/25	No. 20 Clemson	Mack Anglin	4th	0	0	4-0	W, 8-0
Bryce Hulett	3/25	No. 20 Clemson	Nick Hoffman	3rd	0	2	6-1	W, 10-7
Jack Anderson	3/25	No. 20 Clemson	Nick Hoffman	3rd	0	0	7-1	W, 10-7
Ron Washington, Jr.	3/25	No. 20 Clemson	Jay Dill	5th	0	0	8-1	W, 10-7
Brock Franks	3/30	West Virginia	Ben Abernathy	1st	2	2	6-0	W, 9-6
Tatem Levins	3/30	West Virginia	Beau Lowery	6th	1	1	9-6	W, 9-6

HONORS & AWARDS

ACC Player of the Week
Tatem Levins - March 7

HOME RUN WATCH

NAME	CAREER	2022	LAST
Ron Washington Jr.	26	6	3/25/22, No. 20 Clemson
Kyle Hess	15	6	3/20/22, at Virginia Tech
Bryce Hulett	9	5	3/25/22, No. 20 Clemson
Tatem Levins	9	9	3/30/22, West Virginia
Brock Franks	8	7	3/30/22, West Virginia
Jack Anderson	5	5	3/25/22, No. 20 Clemson
Sky Duff	4	1	3/13/22, at No. 14 North Carolina
CJ Funk	1	1	3/19/22, at Virginia Tech
Jeffrey Wehler	1	1	2/19/22, vs. Canisius

ACC STANDINGS (as of March 28)

Team	ACC	ACC %	COASTAL DIVISION		HOME	AWAY	NEUTRAL
			OVERALL	OVERALL %			
Virginia	7-2	.778	23-2	.920	16-0	5-2	2-0
Miami	7-2	.778	18-6	.750	13-4	5-2	0-0
North Carolina	5-4	.556	19-6	.760	17-0	2-6	0-0
Georgia Tech	4-5	.444	17-9	.654	14-3	3-5	0-1
Virginia Tech	3-4	.429	15-6	.714	13-2	2-4	0-0
Pitt	3-5	.375	13-10	.565	4-1	4-5	5-4
Duke	3-6	.333	12-13	.480	10-9	2-4	0-0

Team	ACC	ACC %	ATLANTIC DIVISION		HOME	AWAY	NEUTRAL
			OVERALL	OVERALL %			
Louisville	6-0	1.000	20-5	.800	15-3	4-1	1-1
Florida State	6-3	.667	16-8	.667	14-4	2-3	0-1
NC State	4-4	.500	16-8	.667	12-5	4-3	0-0
Wake Forest	4-5	.444	19-6	.760	16-4	3-2	0-0
Notre Dame	2-4	.333	13-5	.722	2-1	5-3	6-1
Clemson	1-4	.200	17-7	.708	13-5	2-2	2-0
Boston College	1-8	.111	11-14	.440	3-3	8-10	0-1

THE LAST TIME

TEAM	
Beat a top-five team	vs. #5 North Carolina (5/23/18)
Beat a top-10 team	at #7 Georgia Tech (3/14/21)
Beat a top-25 team	No. 20 Clemson (3/25/22)
Won when trailing after eight	at #7 Georgia Tech (3/14/21)
Scored 10 or more runs	10, No. 20 Clemson (3/25/22)
Scored 15 or more runs	21, Bucknell (3/15/22)
Scored 20 or more runs	21, Bucknell (3/15/22)
Allowed 10 or more runs	22, at Virginia Tech (3/19/22)
Allowed 15 or more runs	22, at Virginia Tech (3/19/22)
Allowed 20 or more runs	22, at Virginia Tech (3/19/22)
Recorded 10 or more hits	17, No. 20 Clemson (3/25/22)
Recorded 15 or more hits	17, No. 20 Clemson (3/25/22)
Recorded 20 or more hits	20, vs. Saint Joseph's (2/14/20)
Hit five or more doubles	6, at #9 Florida State (2/28/21)
Hit two or more triples	2, No. 20 Clemson (3/25/22)
Hit three or more home runs	6, Bucknell (3/15/22)
Hit back-to-back home runs	Bryce Hulett and Jack Anderson, No. 20 Clemson (3/25/22)
Stole five or more bases	5, vs. No. 15 Miami (4/11/21)
Drew 10 or more walks	12, Bucknell (3/15/22)
Drew 15 or more walks	15, vs. Villanova (2/15/19)
Shutout a team	8-0, No. 20 Clemson (3/25/22)
Was shutout	5-0, vs. Indiana State (2/19/21)
Threw a no-hitter	vs. Robert Morris (Luciow) (1981)

INDIVIDUAL	
Scored four or more runs	4, Samuel Frontino, vs. Lehigh (2/28/20)
Had four or more hits	4, Kyle Hess, No. 20 Clemson (3/25/22)
Hit two or more doubles	2, CJ Funk, at High Point (3/9/22)
Hit three or more doubles	3, Ron Washington, Jr., vs. Miami (3/30/19)
Hit two or more triples	2, Nico Popa, vs. Wake Forest (4/13/19, G2)
Hit two or more home runs	2, Jack Anderson and Tatem Levins, Bucknell (3/15/22)
Hit a grand slam	Tatem Levins, vs. Campbell (3/6/22)
Stole three bases	3, Liam Sabino, vs. #19 Duke (3/14/18)
Drew three or more walks	3, Sky Duff, vs. Canisius (2/20/22)
Was hit by two or more pitches	2, Nico Popa, at #9 Florida State (2/28/21)
Recorded five RBI	5, David Yanni, vs. Eastern Michigan (5/22/20)
Recorded six or more RBI	6, Tatem Levins, vs. Campbell (3/6/22)
Had two players with four or more RBI	Jack Anderson (6), Kyle Hess (4) and Tatem Levins (4), Bucknell (3/15/22)
Led off a game with a home run	Kyle Hess, Bucknell (3/15/22)
Hit an inside-the-park home run	David Yanni, vs. Indiana State (2/20/21)
Had 10 strikeouts	10, Matt Gilbertson, vs. #16 NC State (5/27/21)
Had 11 or more strikeouts	13, Mitch Myers, at #9 Florida State (2/28/21)
Had 12 or more strikeouts	13, Mitch Myers, at #9 Florida State (2/28/21)
Struck out four or more in one inning	4, Chris Cappas, vs. Youngstown State (3/4/20)

PITT'S RECORD

In All Games	13-10
In Home Games	4-1
In Road Games	4-5
In Neutral Site Games	5-4
In All ACC Games	3-5
In Home ACC Games	2-0
In Road ACC Games	1-5
In All Non-Conference Games	10-5
In Home Non-Conference Games	2-1
In Road Non-Conference Games	3-0
In Neutral Site Non-Conference Games	5-4
In the Postseason	0-0
On Mondays	0-0
On Tuesdays	1-0
On Wednesdays	2-1
On Thursdays	0-0
On Fridays	4-3
On Saturdays	4-3
On Sundays	2-3
In February	5-3
In March	8-7
In April	0-0
In May	0-0
In Day Games	11-10
In Night Games	2-0
Against Top-25 Teams	2-3
Against Top-10 Teams	0-0
Against Top-5 Teams	0-0
Following a Loss	6-3
Against Left-Handed Starters	2-2
Against Right-Handed Starters	11-8
On a Grass Surface	7-7
An Artificial Surface	6-3
In Shutouts	3-0
When Scoring in the 1st Inning	7-4
When Pitt Out-Hits the Opponent	8-2
When the Opponent Out-Hits Pitt	5-7
When Hits are tied	0-1
When Pitt Gets 10+ Hits	7-2
When Pitt Hits a Home Run	13-8
When Pitt Commits 0-1 Errors	11-6
When Pitt Commits 2+ Errors	2-4
When Pitt Scores First	9-6
When the Opponent Scores First	4-4
In One-Run Games	4-2
In Two-Run Games	0-1
In Three-Run Games	2-1
When Scoring 5 or More Runs	10-2
When Allowing Five or More Runs	5-7
When Leading After 6 Innings	11-1
When Tied After 6 Innings	0-2
When Trailing After 6 Innings	2-7
When Leading After 7 Innings	11-1
When Tied After 7 Innings	1-0
When Trailing After 7 Innings	1-9
When Leading After 8 Innings	11-0
When Tied After 8 Innings	2-0
When Trailing After 8 Innings	0-10
In Extra Inning Games	0-0
In Series Openers	3-2
In Series	2-2-2
In Series Sweeps	2-1

PITT'S INNING BY INNING SCORING

Team	1	2	3	4	5	6	7	8	9	Ex.
Pitt	28	11	23	23	24	20	11	8	5	0
Opponents	9	7	17	13	16	29	20	23	6	0

TEAM SEASON HIGHS/LOWS

At bats	46, at High Point (3/9)
Runs scored	21, Bucknell (3/15)
Hits	19, at High Point (3/9)
RBIs	18, Bucknell (3/15)
Doubles	4, at High Point (3/9)
Triples	2, 2x, last, No. 20 Clemson (3/25)
Home runs	6, Bucknell (3/15)
Total bases	40, Bucknell (3/15)
Walks	12, 2x, last, Bucknell (3/15)
Strikeouts	12, 2x, last, at No. 14 North Carolina (3/13)
Sac hits	2, 2x, last, at Lipscomb (2/27)
Sac flies	1, 5x
Stolen bases	2, 3x, last, at No. 14 North Carolina (3/12)
Hit by pitch	4, West Virginia (3/30)
Caught stealing:	2, at No. 14 North Carolina (3/11)
Left on base	13, vs. Canisius (2/20)
Putouts	27, 11x
Assists	13, 3x, last, West Virginia (3/30)
Errors	3, 3x, last, at No. 14 North Carolina (3/12)
DP turned	3, vs Canisius (2/20)
Runs allowed	0, 2x, last, at Lipscomb (2/26)
Earned runs allowed	0, 2x, last, at Lipscomb (2/26)
Walks allowed	0, 2x, last vs. Campbell (3/6)
Strikeouts	18, No. 20 Clemson (3/25)
Hits allowed	3, at Lipscomb (2/26)

INDIVIDUAL SEASON HIGHS/LOWS

At bats	6, Jeffrey Wehler, vs Canisius (2/20)
Runs scored	4, Jeffrey Wehler, at Lipscomb (2/26)
Hits	4, 2x, last, Kyle Hess, No. 20 Clemson (3/25)
RBIs	6, 2x, last, Jack Anderson, Bucknell (3/15)
Doubles	2, 2x, last, at High Point (3/9)
Triples	1, 4x, last, Brock Franks and Tatem Levins, at Virginia Tech (3/19)
Home runs	2, 3x, last, Jack Anderson and Tatem Levins, Bucknell (3/15)
Total bases	10, Brock Franks, at High Point (3/9)
Walks	3, 3x, last, Jack Anderson, Bryce Hulett and Sky Duff vs Canisius (2/20)
Sac hits:	2, Jordan Anderson vs Bradley (2/25)
Sac flies:	1, 5x, last, Jordan Anderson, at No. 14 North Carolina (3/12)
Stolen bases	1, 12x
Hit by pitch:	2, 2x, last, Tatem Levins, West Virginia (3/30)
Putouts	18, Tatem Levins, No. 20 Clemson (3/25)
Assists	9, Brock Franks, at No. 14 North Carolina (3/11)
Innings pitched	7.0, 3x, last, Matt Gilbertson, No. 20 Clemson (3/25)
Runs allowed	0, 7.0 innings, 3x, last, Matt Gilbertson, No. 20 Clemson (3/25)
Earned runs allowed	0, 7.0 innings, 3x, last, Matt Gilbertson, No. 20 Clemson (3/25)

GAME WINNING

RBI		RUN	
Jack Anderson	2	Brock Franks	3
Sky Duff	2	Sky Duff	2
Brock Franks	2	Ron Washington, Jr.	2
Tatem Levins	2	Jack Anderson	1
Ron Washington, Jr.	2	CJ Funk	1
CJ Funk	1	Kyle Hess	1
Kyle Hess	1	Bryce Hulett	1
Bryce Hulett	1	Tommy Tavarez	1
		Jeffrey Wehler	1

GAME-BY-GAME BY POSITION

Date	Opponent	C	1B	2B	3B	SS	LF	CF	RF	DH	SP
2/18	vs. Canisius	Levins	Hulett	Wehler	Duff	Franks	Washington Jr.	Jor. Anderson	Hess	Funk	Gilbertson
2/19	vs. Canisius	Levins	Hulett	Wehler	Duff	Franks	Washington Jr.	Jor. Anderson	Hess	Jac. Anderson	Corcoran
2/19	vs. Canisius	Long	Hulett	Wehler	Duff	Franks	Washington Jr.	Hess	Funk	Levins	Evans
2/20	vs. Canisius	Levins	Hulett	Wehler	Duff	Franks	Hess	Jor. Anderson	Funk	Jac. Anderson	Dragani
2/25	vs. Bradley	Levins	Hulett	Wehler	Duff	Franks	Washington Jr.	Jor. Anderson	Hess	Jac. Anderson	Gilbertson
2/26	vs. Bradley	Levins	Hulett	Wehler	Duff	Franks	Hess	Jor. Anderson	Funk	Washington Jr.	Corcoran
2/26	at Lipscomb	Long	Hulett	Wehler	Duff	Franks	Hess	Jor. Anderson	Funk	Levins	Evans
2/27	at Lipscomb	Levins	Hulett	Wehler	Duff	Franks	Hess	Jor. Anderson	Funk	Jac. Anderson	Dragani
3/4	vs. Army	Levins	Hulett	Wehler	Duff	Franks	Hess	Jor. Anderson	Funk	Jac. Anderson	Gilbertson
3/5	vs. Ohio State	Long	Hulett	Tavarez	Duff	Franks	Hess	Jor. Anderson	Funk	Levins	Evans
3/6	vs. Campbell	Levins	Hulett	Tavarez	Duff	Franks	Hess	Jor. Anderson	Funk	Jac. Anderson	Corcoran
3/9	at High Point	Levins	Hulett	Tavarez	Duff	Franks	Washington, Jr.	Jor. Anderson	Hess	Funk	Kennedy
3/11	at No. 14 North Carolina	Levins	Hulett	Wehler	Duff	Franks	Washington, Jr.	Jor. Anderson	Hess	Funk	Gilbertson
3/12	at No. 14 North Carolina	Long	Hulett	Wehler	Duff	Franks	Washington, Jr.	Jor. Anderson	Hess	Levins	Evans
3/13	at No. 14 North Carolina	Levins	Hulett	Wehler	Duff	Franks	Washington, Jr.	Jor. Anderson	Hess	Jac. Anderson	Corcoran
3/15	Bucknell	Levins	Hulett	Wehler	Duff	Franks	Washington, Jr.	Hess	Funk	Jac. Anderson	Dragani
3/16	Youngstown State	Levins	Hulett	Wehler	Duff	Franks	Washington, Jr.	Hess	Funk	Jac. Anderson	Kennedy
3/18	at Virginia Tech	Levins	Hulett	Wehler	Duff	Franks	Washington, Jr.	Hess	Funk	Jac. Anderson	Gilbertson
3/19	at Virginia Tech	Levins	Hulett	Wehler	Duff	Franks	Washington, Jr.	Hess	Funk	Jac. Anderson	Evans
3/20	at Virginia Tech	Levins	Hulett	Wehler	Duff	Franks	Washington, Jr.	Hess	Funk	Jac. Anderson	Corcoran
3/25	No. 20 Clemson	Levins	Hulett	Wehler	Duff	Franks	Washington, Jr.	Hess	Funk	Jac. Anderson	Gilbertson
3/25	No. 20 Clemson	Levins	Hulett	Wehler	Duff	Franks	Washington, Jr.	Hess	Funk	Jac. Anderson	Evans
3/30	West Virginia	Levins	Hulett	Wehler	Duff	Franks	Washington, Jr.	Hess	Funk	Jac. Anderson	Dragani

GAME-BY-GAME BY BATTING ORDER

Date	Opponent	1	2	3	4	5	6	7	8	9	SP
2/18	vs. Canisius	Duff	Wehler	Hess	Washington Jr.	Levins	Funk	Hulett	Jor. Anderson	Franks	Gilbertson
2/19	vs. Canisius	Duff	Wehler	Levins	Washington Jr.	Hess	Jac. Anderson	Hulett	Jor. Anderson	Franks	Corcoran
2/19	vs. Canisius	Duff	Hess	Wehler	Levins	Washington Jr.	Hulett	Funk	Franks	Long	Evans
2/20	vs. Canisius	Duff	Wehler	Levins	Jac. Anderson	Hess	Hulett	Funk	Jor. Anderson	Franks	Dragani
2/25	vs. Bradley	Duff	Wehler	Levins	Washington Jr.	Hess	Jac. Anderson	Hulett	Jor. Anderson	Franks	Gilbertson
2/26	vs. Bradley	Duff	Wehler	Levins	Washington Jr.	Hess	Hulett	Funk	Jor. Anderson	Franks	Corcoran
2/26	at Lipscomb	Jor. Anderson	Duff	Wehler	Levins	Hess	Funk	Hulett	Long	Franks	Evans
2/27	at Lipscomb	Jor. Anderson	Duff	Wehler	Hess	Levins	Jac. Anderson	Hulett	Funk	Franks	Dragani
3/4	vs. Army	Duff	Wehler	Hess	Levins	Jac. Anderson	Hulett	Funk	Franks	Anderson	Gilbertson
3/5	vs. Ohio State	Duff	Anderson	Levins	Hess	Funk	Hulett	Long	Franks	Tavarez	Evans
3/6	vs. Campbell	Duff	Anderson	Levins	Hess	Jac. Anderson	Hulett	Funk	Franks	Tavarez	Corcoran
3/9	at High Point	Duff	Anderson	Levins	Hess	Washington, Jr.	Hulett	Funk	Franks	Tavarez	Kennedy
3/11	at No. 14 North Carolina	Duff	Wehler	Levins	Washington, Jr.	Hess	Hulett	Funk	Franks	Anderson	Gilbertson
3/12	at No. 14 North Carolina	Duff	Wehler	Levins	Washington, Jr.	Hess	Hulett	Franks	Jor. Anderson	Long	Evans
3/13	at No. 14 North Carolina	Duff	Wehler	Levins	Washington, Jr.	Hess	Hulett	Jac. Anderson	Franks	Anderson	Corcoran
3/15	Bucknell	Hess	Wehler	Levins	Duff	Washington, Jr.	Hulett	Jac. Anderson	Franks	Funk	Dragani
3/16	Youngstown State	Hess	Wehler	Levins	Duff	Washington, Jr.	Hulett	Jac. Anderson	Franks	Funk	Kennedy
3/18	at Virginia Tech	Hess	Wehler	Levins	Duff	Washington, Jr.	Hulett	Jac. Anderson	Franks	Funk	Gilbertson
3/19	at Virginia Tech	Hess	Wehler	Levins	Washington, Jr.	Duff	Hulett	Jac. Anderson	Franks	Funk	Evans
3/20	at Virginia Tech	Hess	Wehler	Levins	Washington, Jr.	Duff	Hulett	Jac. Anderson	Franks	Funk	Corcoran
3/25	No. 20 Clemson	Hess	Wehler	Levins	Duff	Washington, Jr.	Hulett	Jac. Anderson	Franks	Funk	Gilbertson
3/25	No. 20 Clemson	Hess	Wehler	Levins	Duff	Washington, Jr.	Hulett	Jac. Anderson	Franks	Funk	Evans
3/30	West Virginia	Hess	Wehler	Levins	Duff	Washington, Jr.	Hulett	Jac. Anderson	Franks	Funk	Dragani

CHARLES L. COST FIELD

Capacity.....	900
Surface	FieldTurf Synthetic Grass
Lighting	Seven light towers
Bullpens.....	Located along the left (home) and right (visitor) foul lines
Tickets	\$5 admittance
Left Field Foul Line	325 feet
Left Field Power Alley.....	375 feet
Center Field	405 feet
Right Field Power Alley	375 feet
Right Field Foul Line	325 feet
Left Field To Left-Center Wall Height	16 feet
Left-Center To Right Field Wall Height.....	8 feet
First Game	March 16, 2011 vs. Kent State (L, 10-8)
First Pitch Win.....	March 18, 2011 vs. Niagara (W, 9-6)
First Pitch	David Kaye (Pitt) on March 16, 2011
First Hit	Ben Klafczynski (Kent State) on March 16, 2011
First Home Run	David Chester (Pitt) on March 16, 2011

ATTENDANCE

All-Time	68,522 (2011-present)
All-Time Sellouts	5
Season	9,650 (2013)
Single Game.....	986 (April 29, 2014 vs. No. 20 Clemson)
Conference Game.....	986 (April 29, 2014 vs. No. 20 Clemson)
Non-conference Game.....	802 (May 8, 2018 vs. Penn State)
March Game.....	607 (March 25, 2017 vs. Virginia Tech)
April Game	986 (April 29, 2014 vs. No. 20 Clemson)
May Game	802 (May 8, 2018 vs. Penn State)

YEAR-BY-YEAR RECORDS

2011.....	18-7
2012.....	12-8
2013.....	25-5
2014.....	10-9
2015.....	12-13
2016.....	10-12
2017.....	12-12
2018.....	11-12
2019.....	12-14
2020.....	0-1
2021.....	11-10
2022.....	4-1
Total.....	137-104 (.568)

RECORDS AT COST FIELD

TEAM RECORDS

Attendance:	986 (No. 20 Clemson, 4/29/14)
Longest game:	15 innings (Towson, 3/29/13)
Longest win streak:.....	9 (3/17/13-4/17/13)
Runs (Pitt):	21 (Bucknell, 3/15/22)
Runs (Opponent):.....	21 (Maryland, 5/11/14)
Margin (Pitt):.....	19 (MD Eastern Shore, 5/3/17)
Margin (Opponent):.....	20 (Maryland, 5/11/14)
Hits (Pitt):	21 (Niagara, 3/20/11)
Hits (Opponent):.....	19 (Cincinnati, 4/30/11)
Home Runs (Pitt):.....	6 (Bucknell, 3/15/22)
Home Runs (Opponent):.....	4 (Niagara, 3/20/11)
Total Bases (Pitt):.....	40 (Bucknell, 3/15/22)
Total Bases (Opponent):.....	29 (Niagara, 3/20/11)
Steals (Pitt):	6 (Coppin State, 4/17/13)
Steals (Opponent):.....	5 (Notre Dame, 4/11/11)
Putouts (Pitt):	45 (Towson, 3/29/13)
Putouts (Opponent):.....	44 (Towson, 3/29/13)
Assists (Pitt):	22 (Notre Dame, 4/2/11)
Assists (Opponent):.....	21 (Penn State, 3/17/15)
Errors (Pitt):	9 (Cincinnati, 4/18/12)
Errors (Opponent):	4 (Niagara, 3/10/15)
Strikeouts (Pitt):	15 (Georgia Tech, 4/14/18)
Strikeouts (Opponent):.....	18 (No. 1 Virginia, 4/6/14)

INDIVIDUAL RECORDS

Runs (Pitt):	4, 3x (Alex Amos vs. UMES, 5/3/17)
Runs (Opponent):	3, 8x (Sommerville of UMES, 5/4/16)
Hits (Pitt):	5 (Evan Oswald vs. YSU, 3/10/13)
Hits (Opponent):	4, 6x (Escanilla of UMES, 5/4/16)
Home Runs (Pitt):	2, 8x (Jack Anderson and Tatem Levins vs. Bucknell, 3/15/22)
Home Runs (Opponent):.....	2, 5x (Payne of VT, 5/16/15)
Total Bases (Pitt):.....	10 (Anthony DeFabio vs. USF, 4/15/12)
Total Bases (Opponent):.....	10, 2x (Payne of VT, 5/16/15)
Steals (Pitt):	3, 2x (last, Liam Sabino vs. #19 Duke, 3/24/18)
Steals (Opponent):	3 (DeSico of Notre Dame, 4/1/11)
Putouts (Pitt):.....	19 (Cole MacLaren vs. Georgia Tech, 4/14/18)
Putouts (Opponent):.....	19 (White of Penn State, 3/17/15)
Assists (Pitt)	9, 2x (Evan Oswald vs. Toledo, 3/15/13)
Assists (Opponent):.....	10 (Skerpon of Penn State, 3/17/15)
Strikeouts (Pitt):	12, 2x (T.J. Zeuch vs. Duke, 5/19/16)
Strikeouts (Opponent):.....	18 (Kirby of No. 1 Virginia, 4/6/14)

2022 Pitt Baseball **Overall Statistics for Pitt (as of Mar 30, 2022)** **(All games Sorted by Batting avg)**

Record: 13-10 Home: 4-1 Away: 4-5 Neutral: 5-4 ACC: 3-5

Player	avg	gp-gs	ab	r	h	2b	3b	hr	rbi	tb	slg%	bb	hp	so	gdp	ob%	sf	sh	sb-att	po	a	e	fld%
15 Bryce Hulett	.397	23-23	78	16	31	5	1	5	17	53	.679	17	3	9	4	.510	2	1	0-0	188	11	2	.990
33 Jack Anderson	.339	21-15	59	13	20	3	0	5	16	38	.644	11	1	16	1	.438	2	0	0-0	2	0	0	1.000
14 Tatem Levins	.333	23-23	84	16	28	2	1	9	25	59	.702	10	6	11	2	.436	1	0	0-1	152	14	0	1.000
21 Kyle Hess	.326	23-23	89	19	29	6	1	6	21	55	.618	11	5	14	1	.429	0	0	3-3	38	1	2	.951
3 Sky Duff	.306	23-23	85	18	26	3	0	1	11	32	.376	20	3	24	2	.450	1	0	1-4	9	30	4	.907
2 Jeffrey Wehler	.291	20-20	79	20	23	6	1	1	8	34	.430	12	1	10	2	.391	0	1	5-6	22	61	0	1.000
23 Ron Washington, Jr.	.281	18-17	64	15	18	4	0	6	14	40	.625	9	3	22	0	.395	0	0	3-3	20	0	0	1.000
39 CJ Funk	.263	20-19	57	13	15	3	1	1	10	23	.404	20	3	23	0	.475	0	0	1-1	25	1	0	1.000
11 Brock Franks	.197	23-23	76	14	15	2	1	7	16	40	.526	6	3	14	2	.282	0	4	0-1	29	57	9	.905
5 Jordan Anderson	.157	18-14	51	7	8	1	0	0	3	9	.176	5	1	7	3	.241	1	2	1-2	35	1	0	1.000

19 Luke Lambert	.455	10-0	11	1	5	0	0	0	0	5	.455	1	0	3	0	.500	0	0	0-0	10	0	0	1.000
6 Dom Popa	.333	8-0	3	1	1	0	0	0	0	1	.333	1	2	2	0	.667	0	0	0-0	3	0	0	1.000
20 Cameron Barto	.333	3-0	3	1	1	0	0	0	0	1	.333	0	0	1	0	.333	0	0	0-0	1	1	0	1.000
1 Tommy Tavaréz	.250	8-3	12	3	3	0	0	0	1	3	.250	5	1	5	0	.500	0	0	0-0	4	10	0	1.000
18 Johnny Long	.071	6-4	14	2	1	1	0	0	3	2	.143	1	1	5	1	.188	0	0	0-0	38	1	1	.975
17 Josh Overbeek	.000	5-0	6	0	0	0	0	0	0	0	.000	0	0	5	0	.000	0	0	0-0	1	2	0	1.000
13 Nick Giamarusti	.000	6-0	2	0	0	0	0	0	0	0	.000	0	0	1	0	.000	0	0	0-1	1	0	0	1.000
Totals	.290	23	773	159	224	36	6	41	145	395	.511	129	33	172	18	.410	7	8	14-22	589	212	20	.976
Opponents	.266	23	773	135	206	39	0	30	127	335	.433	90	17	202	14	.352	10	6	17-19	586	214	23	.972

LOB - Team (207), Opp (172). DPs turned - Team (17), Opp (21). CI - Team (0), Opp (2). IBB - Team (0), Opp (5). Picked off - Duff 2, Hess 1, Anderson Jr 1.

(All games Sorted by Earned run avg)

Player	era	w-l	app	gs	cg	sho	sv	ip	h	r	er	bb	so	2b	3b	hr	b/avg	wp	hp	bk	sfa	sha
45 Matt Gilbertson	2.88	3-2	6	6	0	0/1	0	34.1	36	14	11	10	36	6	0	3	.269	2	1	1	0	1
26 Baron Stuart	3.72	1-2	11	0	0	0/1	3	19.1	21	13	8	6	33	4	0	2	.266	1	2	1	0	0
27 Hayden Summers	3.75	1-1	6	0	0	0/1	2	12.0	12	6	5	2	13	4	0	2	.245	1	1	0	1	0
55 Logan Evans	4.09	3-1	6	6	1	1/1	0	33.0	30	16	15	8	34	6	0	5	.236	5	2	0	2	1
32 Billy Corcoran	4.50	2-2	5	5	0	0/0	0	30.0	32	15	15	4	19	5	0	4	.267	0	1	0	2	1
36 Dylan Lester	7.45	0-0	7	0	0	0/0	0	9.2	13	8	8	1	9	1	0	4	.310	0	0	0	0	0
8 Brady Devereux	7.71	2-0	9	0	0	0/0	0	14.0	18	13	12	4	13	2	0	5	.321	2	0	0	0	0
30 Tyler Kennedy	7.94	0-0	3	2	0	0/0	0	5.2	2	5	5	8	6	1	0	1	.118	3	3	0	1	1
24 Ben Dragani	8.10	1-1	6	4	0	0/0	0	13.1	17	13	12	17	13	4	0	0	.315	4	3	0	1	1
38 C.J. McKennitt	8.18	0-0	11	0	0	0/0	0	11.0	11	11	10	8	12	2	0	2	.256	2	1	1	1	0
43 Ryan Miller	12.60	0-1	3	0	0	0/0	0	5.0	5	7	7	4	4	1	0	2	.278	0	1	0	1	0

31 Kyle Demi	9.00	0-0	1	0	0	0/0	0	1.0	1	1	1	0	1	1	0	0	.250	1	1	0	0	0
29 Jonathan Bautista	10.38	0-0	5	0	0	0/0	0	4.1	4	5	5	11	6	1	0	0	.267	1	1	0	1	1
46 Quin Konuszewski	19.64	0-0	7	0	0	0/0	0	3.2	4	8	8	7	3	1	0	0	.267	1	0	0	0	0
Totals	5.59	13-10	23	23	1	3/2	5	196.1	206	135	122	90	202	39	0	30	.266	23	17	3	10	6
Opponents	6.82	10-13	23	23	0	0/0	4	195.1	224	159	148	129	172	36	6	41	.290	30	33	1	7	8

PB - Team (5), Levins 5, Opp (3). Pickoffs - Team (1), Evans 1, Opp (4). SBA/ATT - Levins (15-17), Dragani (6-6), Stuart (2-3), Long (2-2), Evans (2-2), Devereux (1-1), Kennedy (1-1), Summers (1-1), McKennitt (1-1), Corcoran (1-1), Gilbertson (0-1), Lester (1-1), Konuszewski (1-1).

2022 Pitt Baseball
Conference statistics for Pitt (as of Mar 27, 2022)
(ACC games only Sorted by Batting avg)

Record: 3-5 Home: 2-0 Away: 1-5 ACC: 3-5

Player	avg	gp-gs	ab	r	h	2b	3b	hr	rbi	tb	slg%	bb	hp	so	gdp	ob%	sf	sh	sb-att	po	a	e	fld%
21 Kyle Hess	.387	8-8	31	4	12	3	0	1	3	18	.581	3	2	3	0	.472	0	0	2-2	15	0	1	.938
33 Jack Anderson	.360	8-6	25	3	9	1	0	2	5	16	.640	2	0	7	1	.393	1	0	0-0	0	0	0	.000
23 Ron Washington, Jr.	.333	8-8	30	7	10	3	0	4	6	25	.833	4	0	11	0	.412	0	0	1-1	10	0	0	1.000
3 Sky Duff	.324	8-8	34	5	11	2	0	1	4	16	.471	3	0	10	1	.378	0	0	0-0	3	8	2	.846
15 Bryce Hulett	.321	8-8	28	4	9	2	1	2	4	19	.679	4	2	4	1	.441	0	0	0-0	55	4	1	.983
2 Jeffrey Wehler	.286	8-8	35	4	10	0	1	0	2	12	.343	3	0	5	1	.342	0	0	1-2	11	21	0	1.000
14 Tatem Levins	.226	8-8	31	1	7	0	1	0	2	9	.290	2	1	5	1	.286	1	0	0-1	63	5	0	1.000
39 CJ Funk	.176	7-6	17	4	3	0	0	1	2	6	.353	7	0	4	0	.417	0	0	1-1	8	0	0	1.000
11 Brock Franks	.167	8-8	30	4	5	0	1	1	2	10	.333	1	1	8	0	.219	0	0	0-1	10	18	5	.848

20 Cameron Barto	1.000	1-0	1	1	1	0	0	0	0	1	1.000	0	0	0	0	1.000	0	0	0-0	0	0	0	.000
19 Luke Lambert	.500	3-0	4	0	2	0	0	0	0	2	.500	0	0	1	0	.500	0	0	0-0	4	0	0	1.000
5 Jordan Anderson	.100	5-3	10	0	1	0	0	0	2	1	.100	0	0	1	1	.091	1	0	0-0	6	0	0	1.000
18 Johnny Long	.000	1-1	2	1	0	0	0	0	0	0	.000	0	1	0	0	.333	0	0	0-0	12	0	0	1.000
6 Dom Popa	.000	2-0	2	0	0	0	0	0	0	0	.000	0	0	2	0	.000	0	0	0-0	0	0	0	.000
17 Josh Overbeek	.000	1-0	1	0	0	0	0	0	0	0	.000	0	0	0	0	.000	0	0	0-0	0	0	0	.000
1 Tommy Tavaréz	.000	1-0	0	0	0	0	0	0	0	0	.000	1	0	0	0	1.000	0	0	0-0	0	0	0	.000
Totals	.285	8	281	38	80	11	4	12	32	135	.480	30	7	61	6	.364	3	0	5-8	202	60	9	.967
Opponents	.296	8	284	59	84	18	0	17	57	153	.539	28	3	80	5	.365	0	0	5-6	210	80	7	.976

LOB - Team (75), Opp (54). DPs turned - Team (5), Opp (7). CI - Team (0), Opp (2). IBB - Team (0), Opp (2). Picked off - Anderson Jor 1.

(ACC games only Sorted by Earned run avg)

Player	era	w-l	app	gs	cg	sho	sv	ip	h	r	er	bb	so	2b	3b	hr	b/avg	wp	hp	bk	sfa	sha
45 Matt Gilbertson	2.89	2-1	3	3	0	0/1	0	18.2	18	7	6	4	17	3	0	3	.247	0	0	1	0	0
26 Baron Stuart	3.24	0-1	4	0	0	0/1	2	8.1	7	3	3	1	16	2	0	0	.226	0	0	0	0	0
32 Billy Corcoran	3.75	0-1	2	2	0	0/0	0	12.0	14	5	5	2	8	2	0	2	.292	0	0	0	0	0
55 Logan Evans	7.43	1-1	3	3	0	0/0	0	13.1	16	11	11	6	19	3	0	4	.281	4	1	0	0	0

29 Jonathan Bautista	0.00	0-0	1	0	0	0/0	0	0.2	1	0	0	2	2	1	0	0	.333	0	0	0	0	0
27 Hayden Summers	12.27	0-1	2	0	0	0/0	0	3.2	8	5	5	0	4	3	0	2	.400	1	1	0	0	0
36 Dylan Lester	13.50	0-0	2	0	0	0/0	0	2.2	6	4	4	0	4	0	0	3	.429	0	0	0	0	0
38 C.J. McKennitt	14.73	0-0	4	0	0	0/0	0	3.2	4	7	6	5	6	2	0	0	.267	1	1	1	0	0
8 Brady Devereux	19.64	0-0	3	0	0	0/0	0	3.2	7	8	8	2	2	1	0	3	.389	0	0	0	0	0
46 Quin Konuszewski	94.50	0-0	3	0	0	0/0	0	0.2	2	7	7	5	2	0	0	0	.500	0	0	0	0	0
24 Ben Dragani	99.00	0-0	1	0	0	0/0	0	0.0	1	2	2	1	0	1	0	0	1.000	1	0	0	0	0
Totals	7.62	3-5	8	8	0	1/1	2	67.1	84	59	57	28	80	18	0	17	.296	7	3	2	0	0
Opponents	4.24	5-3	8	8	0	0/0	2	70.0	80	38	33	30	61	11	4	12	.285	5	7	0	3	0

PB - Team (0), Opp (2). Pickoffs - Team (1), Evans 1, Opp (1). SBA/ATT - Levins (4-5), Summers (1-1), Corcoran (1-1), Devereux (1-1), Stuart (0-1), Long (1-1), Konuszewski (1-1), Evans (1-1).

2022 Pitt Baseball
Overall Statistics for Pitt (as of Mar 30, 2022)
(Home games Sorted by Batting avg)

Record: 4-1 Home: 4-1 Away: 0-0 ACC: 2-0

Player	avg	gp-gs	ab	r	h	2b	3b	hr	rbi	tb	slg%	bb	hp	so	gdp	ob%	sf	sh	sb-att	po	a	e	fld%
15 Bryce Hulett	.500	5-5	20	7	10	2	1	2	7	20	1.000	6	0	2	0	.615	0	0	0-0	39	5	1	.978
39 CJ Funk	.500	5-5	10	5	5	1	0	0	2	6	.600	11	0	2	0	.762	0	0	0-0	6	0	0	1.000
33 Jack Anderson	.429	5-5	21	6	9	2	0	3	9	20	.952	2	1	5	0	.500	0	0	0-0	0	0	0	.000
21 Kyle Hess	.375	5-5	24	6	9	2	1	1	6	16	.667	3	1	1	0	.464	0	0	0-0	10	1	0	1.000
2 Jeffrey Wehler	.368	5-5	19	8	7	2	1	0	2	11	.579	6	0	1	0	.520	0	0	3-3	4	11	0	1.000
14 Tatem Levins	.313	5-5	16	4	5	0	0	3	8	14	.875	3	5	0	1	.520	1	0	0-0	51	2	0	1.000
23 Ron Washington, Jr.	.273	5-5	22	7	6	2	0	3	4	17	.773	2	1	8	0	.360	0	0	0-0	7	0	0	1.000
3 Sky Duff	.200	5-5	20	2	4	0	0	0	2	4	.200	4	1	7	0	.360	0	0	0-1	2	10	1	.923
11 Brock Franks	.150	5-5	20	4	3	0	0	2	4	9	.450	1	0	3	1	.190	0	1	0-1	4	9	1	.929

19 Luke Lambert	.333	2-0	3	1	1	0	0	0	0	1	.333	0	0	1	0	.333	0	0	0-0	3	0	0	1.000
17 Josh Overbeek	.000	1-0	2	0	0	0	0	0	0	0	.000	0	0	2	0	.000	0	0	0-0	1	1	0	1.000
13 Nick Giamarusti	.000	2-0	2	0	0	0	0	0	0	0	.000	0	0	1	0	.000	0	0	0-0	1	0	0	1.000
20 Cameron Barto	.000	1-0	1	0	0	0	0	0	0	0	.000	0	0	1	0	.000	0	0	0-0	1	0	0	1.000
1 Tommy Tavarez	.000	2-0	1	0	0	0	0	0	0	0	.000	1	0	0	0	.500	0	0	0-0	1	3	0	1.000
5 Jordan Anderson	.000	1-0	0	0	0	0	0	0	0	0	.000	0	0	0	0	.000	0	0	0-0	0	0	0	.000
6 Dom Popa	.000	1-0	0	0	0	0	0	0	0	0	.000	0	1	0	0	1.000	0	0	0-0	1	0	0	1.000
Totals	.326	5	181	50	59	11	3	14	44	118	.652	39	10	34	2	.468	1	1	3-5	135	49	3	.984
Opponents	.226	5	168	24	38	8	0	7	23	67	.399	22	6	54	4	.335	1	1	4-4	123	36	9	.946

LOB - Team (59), Opp (39). DPs turned - Team (4), Opp (2). IBB - Team (0), Opp (1).

(Home games Sorted by Earned run avg)

Player	era	w-l	app	gs	cg	sho	sv	ip	h	r	er	bb	so	2b	3b	hr	b/avg	wp	hp	bk	sfa	sha
45 Matt Gilbertson	0.00	1-0	1	1	0	0/1	0	7.0	5	0	0	1	9	2	0	0	.192	0	0	0	0	0
26 Baron Stuart	1.17	0-0	4	0	0	0/1	2	7.2	4	1	1	1	13	0	0	1	.148	0	0	0	0	0
55 Logan Evans	1.80	1-0	1	1	0	0/0	0	5.0	3	1	1	2	9	0	0	1	.176	0	0	0	0	0
24 Ben Dragani	6.00	0-0	2	2	0	0/0	0	6.0	9	4	4	4	4	1	0	0	.333	2	1	0	0	0

30 Tyler Kennedy	0.00	0-0	1	1	0	0/0	0	2.2	0	0	0	3	4	0	0	0	.000	2	1	0	0	1
36 Dylan Lester	0.00	0-0	1	0	0	0/0	0	1.0	0	0	0	0	0	0	0	0	.000	0	0	0	0	0
27 Hayden Summers	0.00	0-0	1	0	0	0/0	0	1.0	0	0	0	0	1	0	0	0	.000	0	0	0	0	0
46 Quin Konuszewski	0.00	0-0	1	0	0	0/0	0	0.2	0	0	0	0	0	0	0	0	.000	0	0	0	0	0
8 Brady Devereux	6.75	2-0	3	0	0	0/0	0	4.0	6	3	3	2	6	1	0	2	.353	0	0	0	0	0
29 Jonathan Bautista	9.00	0-0	1	0	0	0/0	0	2.0	2	2	2	3	1	0	0	0	.286	0	1	0	1	0
31 Kyle Demi	9.00	0-0	1	0	0	0/0	0	1.0	1	1	1	0	1	1	0	0	.250	1	1	0	0	0
38 C.J. McKennitt	12.27	0-0	3	0	0	0/0	0	3.2	3	5	5	3	4	2	0	1	.214	1	1	1	0	0
43 Ryan Miller	18.90	0-1	2	0	0	0/0	0	3.1	5	7	7	3	2	1	0	2	.357	0	1	0	0	0
Totals	4.80	4-1	5	5	0	1/1	2	45.0	38	24	24	22	54	8	0	7	.226	6	6	1	1	1
Opponents	10.54	1-4	5	5	0	0/0	0	41.0	59	50	48	39	34	11	3	14	.326	9	10	0	1	1

Pickoffs - Team (1), Evans 1. SBA/ATT - Levins (4-4), Dragani (2-2), Stuart (1-1), McKennitt (1-1).

2022 Pitt Baseball
Overall Statistics for Pitt (as of Mar 27, 2022)
(Away games Sorted by Batting avg)

Record: 4-5 Home: 0-0 Away: 4-5 ACC: 1-5

Player	avg	gp-gs	ab	r	h	2b	3b	hr	rbi	tb	slg%	bb	hp	so	gdp	ob%	sf	sh	sb-att	po	a	e	fld%
15 Bryce Hulett	.400	9-9	30	6	12	1	0	3	6	22	.733	4	2	3	1	.500	0	1	0-0	69	2	0	1.000
21 Kyle Hess	.355	9-9	31	8	11	1	0	3	7	21	.677	5	3	5	0	.487	0	0	3-3	10	0	1	.909
14 Tatem Levins	.343	9-9	35	5	12	0	1	2	3	20	.571	2	1	6	0	.395	0	0	0-1	52	5	0	1.000
11 Brock Franks	.290	9-9	31	6	9	1	1	4	9	24	.774	2	2	6	0	.371	0	1	0-0	12	23	5	.875
2 Jeffrey Wehler	.281	8-8	32	6	9	1	0	0	1	10	.313	4	1	5	1	.378	0	0	1-2	10	20	0	1.000
23 Ron Washington, Jr.	.280	7-7	25	6	7	2	0	2	6	15	.600	5	0	10	0	.400	0	0	2-2	11	0	0	1.000
3 Sky Duff	.278	9-9	36	7	10	2	0	1	4	15	.417	6	1	13	1	.395	0	0	1-1	4	10	1	.933
33 Jack Anderson	.273	9-5	22	1	6	0	0	1	4	9	.409	2	0	7	1	.320	1	0	0-0	2	0	0	1.000
39 CJ Funk	.250	8-7	24	6	6	2	1	1	7	13	.542	6	0	8	0	.400	0	0	1-1	8	1	0	1.000
5 Jordan Anderson	.080	8-6	25	1	2	0	0	0	2	2	.080	1	0	2	2	.111	1	0	0-1	14	0	0	1.000

1 Tommy Tavarez	.500	2-1	4	1	2	0	0	0	0	2	.500	2	1	1	0	.714	0	0	0-0	1	2	0	1.000
20 Cameron Barto	.500	2-0	2	1	1	0	0	0	0	1	.500	0	0	0	0	.500	0	0	0-0	0	1	0	1.000
19 Luke Lambert	.400	4-0	5	0	2	0	0	0	0	2	.400	0	0	1	0	.400	0	0	0-0	7	0	0	1.000
6 Dom Popa	.333	5-0	3	1	1	0	0	0	0	1	.333	1	0	2	0	.500	0	0	0-0	2	0	0	1.000
18 Johnny Long	.125	3-2	8	2	1	1	0	0	3	2	.250	0	1	4	0	.222	0	0	0-0	18	0	0	1.000
17 Josh Overbeek	.000	3-0	3	0	0	0	0	0	0	0	.000	0	0	2	0	.000	0	0	0-0	0	1	0	1.000
13 Nick Giamarusti	.000	1-0	0	0	0	0	0	0	0	0	.000	0	0	0	0	.000	0	0	0-0	0	0	0	.000
Totals	.288	9	316	57	91	11	3	17	52	159	.503	40	12	75	6	.386	2	2	8-11	223	69	7	.977
Opponents	.282	9	305	62	86	19	0	14	59	147	.482	41	5	77	3	.375	1	2	9-10	237	94	8	.976

LOB - Team (80), Opp (69). DPs turned - Team (4), Opp (7). CI - Team (0), Opp (2). IBB - Team (0), Opp (4). Picked off - Anderson Jor 1, Duff 1.

(Away games Sorted by Earned run avg)

Player	era	w-l	app	gs	cg	sho	sv	ip	h	r	er	bb	so	2b	3b	hr	b/avg	wp	hp	bk	sfa	sha
26 Baron Stuart	3.52	1-1	4	0	0	0/0	1	7.2	7	3	3	2	14	2	0	0	.241	0	0	0	0	0
32 Billy Corcoran	3.75	0-1	2	2	0	0/0	0	12.0	14	5	5	2	8	2	0	2	.292	0	0	0	0	0
45 Matt Gilbertson	4.63	1-1	2	2	0	0/0	0	11.2	13	7	6	3	8	1	0	3	.277	0	0	1	0	0
55 Logan Evans	5.87	1-1	3	3	1	1/0	0	15.1	16	10	10	5	16	5	0	3	.250	4	1	0	0	0
36 Dylan Lester	6.00	0-0	4	0	0	0/0	0	6.0	8	4	4	1	5	1	0	3	.308	0	0	0	0	0
8 Brady Devereux	11.37	0-0	3	0	0	0/0	0	6.1	9	8	8	2	3	1	0	1	.333	2	0	0	0	0

43 Ryan Miller	0.00	0-0	1	0	0	0/0	0	1.2	0	0	0	1	2	0	0	0	.000	0	0	0	1	0
24 Ben Dragani	9.00	1-0	3	1	0	0/0	0	4.0	4	4	4	8	7	2	0	0	.267	2	1	0	0	1
38 C.J. McKennitt	9.00	0-0	3	0	0	0/0	0	2.0	2	3	2	3	3	0	0	0	.222	0	0	0	0	0
27 Hayden Summers	12.27	0-1	2	0	0	0/0	0	3.2	8	5	5	0	4	3	0	2	.400	1	1	0	0	0
30 Tyler Kennedy	16.20	0-0	1	1	0	0/0	0	1.2	1	3	3	2	1	1	0	0	.167	1	2	0	0	0
29 Jonathan Bautista	20.25	0-0	3	0	0	0/0	0	1.1	2	3	3	6	3	1	0	0	.400	1	0	0	0	1
46 Quin Konuszewski	63.00	0-0	4	0	0	0/0	0	1.0	2	7	7	6	3	0	0	0	.400	0	0	0	0	0
Totals	7.26	4-5	9	9	1	1/0	1	74.1	86	62	60	41	77	19	0	14	.282	11	5	1	1	2
Opponents	5.92	5-4	9	9	0	0/0	2	79.0	91	57	52	40	75	11	3	17	.288	7	12	0	2	2

PB - Team (0), Opp (2). Pickoffs - Team (0), Opp (2). SBA/ATT - Levins (8-9), Dragani (4-4), Summers (1-1), Stuart (0-1), Konuszewski (1-1), Devereux (1-1), Evans (1-1), Corcoran (1-1), Long (1-1).

2022 Pitt Baseball
Overall Statistics for Pitt (as of Mar 27, 2022)
(Neutral site games Sorted by Batting avg)

Record: 5-4 Home: 0-0 Away: 0-0 Neutral: 5-4 ACC: 0-0

Player	avg	gp-gs	ab	r	h	2b	3b	hr	rbi	tb	slg%	bb	hp	so	gdp	ob%	sf	sh	sb-att	po	a	e	fld%
3 Sky Duff	.414	9-9	29	9	12	1	0	0	5	13	.448	10	1	4	1	.561	1	0	0-2	3	10	2	.867
14 Tatem Levins	.333	9-9	33	7	11	2	0	4	14	25	.758	5	0	5	1	.421	0	0	0-0	49	7	0	1.000
15 Bryce Hulett	.321	9-9	28	3	9	2	0	0	4	11	.393	7	1	4	3	.447	2	0	0-0	80	4	1	.988
33 Jack Anderson	.313	7-5	16	6	5	1	0	1	3	9	.563	7	0	4	0	.500	1	0	0-0	0	0	0	.000
23 Ron Washington, Jr.	.294	6-5	17	2	5	0	0	1	4	8	.471	2	2	4	0	.429	0	0	1-1	2	0	0	1.000
21 Kyle Hess	.265	9-9	34	5	9	3	0	2	8	18	.529	3	1	8	1	.342	0	0	0-0	18	0	1	.947
2 Jeffrey Wehler	.250	7-7	28	6	7	3	0	1	5	13	.464	2	0	4	1	.300	0	1	1-1	8	30	0	1.000
5 Jordan Anderson	.231	9-8	26	6	6	1	0	0	1	7	.269	4	1	5	1	.355	0	2	1-1	21	1	0	1.000
39 CJ Funk	.174	7-7	23	2	4	0	0	0	1	4	.174	3	3	13	0	.345	0	0	0-0	11	0	0	1.000
11 Brock Franks	.120	9-9	25	4	3	1	0	1	3	7	.280	3	1	5	1	.241	0	2	0-0	13	25	3	.927

19 Luke Lambert	.667	4-0	3	0	2	0	0	0	0	2	.667	1	0	1	0	.750	0	0	0-0	0	0	0	.000
1 Tommy Tavarez	.143	4-2	7	2	1	0	0	0	1	1	.143	2	0	4	0	.333	0	0	0-0	2	5	0	1.000
18 Johnny Long	.000	3-2	6	0	0	0	0	0	0	0	.000	1	0	1	1	.143	0	0	0-0	20	1	1	.955
17 Josh Overbeek	.000	1-0	1	0	0	0	0	0	0	0	.000	0	0	1	0	.000	0	0	0-0	0	0	0	.000
13 Nick Giamarusti	.000	3-0	0	0	0	0	0	0	0	0	.000	0	0	0	0	.000	0	0	0-1	0	0	0	.000
6 Dom Popa	.000	2-0	0	0	0	0	0	0	0	0	.000	0	1	0	0	1.000	0	0	0-0	0	0	0	.000
Totals	.268	9	276	52	74	14	0	10	49	118	.428	50	11	63	10	.396	4	5	3-6	231	94	10	.970
Opponents	.273	9	300	49	82	12	0	9	45	121	.403	27	6	71	7	.337	8	3	4-5	226	84	6	.981

LOB - Team (68), Opp (64). DPs turned - Team (9), Opp (12). Picked off - Hess 1, Duff 1.

(Neutral site games Sorted by Earned run avg)

Player	era	w-l	app	gs	cg	sho	sv	ip	h	r	er	bb	so	2b	3b	hr	b/avg	wp	hp	bk	sfa	sha
27 Hayden Summers	0.00	1-0	3	0	0	0/1	2	7.1	4	1	0	2	8	1	0	0	.154	0	0	0	1	0
55 Logan Evans	2.84	1-0	2	2	0	0/1	0	12.2	11	5	4	1	9	1	0	1	.239	1	1	0	2	1
45 Matt Gilbertson	2.87	1-1	3	3	0	0/0	0	15.2	18	7	5	6	19	3	0	0	.295	2	1	0	0	1
32 Billy Corcoran	5.00	2-1	3	3	0	0/0	0	18.0	18	10	10	2	11	3	0	2	.250	0	1	0	2	1
38 C.J. McKennitt	5.06	0-0	5	0	0	0/0	0	5.1	6	3	3	2	5	0	0	1	.300	1	0	0	1	0

29 Jonathan Bautista	0.00	0-0	1	0	0	0/0	0	1.0	0	0	0	2	2	0	0	0	.000	0	0	0	0	0
8 Brady Devereux	2.45	0-0	3	0	0	0/0	0	3.2	3	2	1	0	4	0	0	2	.250	0	0	0	0	0
46 Quin Konuszewski	4.50	0-0	2	0	0	0/0	0	2.0	2	1	1	1	0	1	0	0	.250	1	0	0	0	0
26 Baron Stuart	9.00	0-1	3	0	0	0/0	0	4.0	10	9	4	3	6	2	0	1	.435	1	2	1	0	0
24 Ben Dragani	10.80	0-1	1	1	0	0/0	0	3.1	4	5	4	5	2	1	0	0	.333	0	1	0	1	0
36 Dylan Lester	13.50	0-0	2	0	0	0/0	0	2.2	5	4	4	0	4	0	0	1	.385	0	0	0	0	0
30 Tyler Kennedy	13.50	0-0	1	0	0	0/0	0	1.1	1	2	2	3	1	0	0	1	.250	0	0	0	1	0
Totals	4.44	5-4	9	9	0	1/1	2	77.0	82	49	38	27	71	12	0	9	.273	6	6	1	8	3
Opponents	5.73	4-5	9	9	0	0/0	2	75.1	74	52	48	50	63	14	0	10	.268	14	11	1	4	5

PB - Team (5), Levins 5, Opp (1). Pickoffs - Team (0), Opp (2). SBA/ATT - Levins (3-4), Stuart (1-1), Long (1-1), Lester (1-1), Evans (1-1), Gilbertson (0-1), Kennedy (1-1).

2022 Pitt Baseball Game Results for Pitt (as of Mar 30, 2022) (All games)

Date	Opponent	Score	Inns	Overall	ACC	Pitcher of record	Attend	Time
Feb 18, 2022	vs Canisius	L 3-11	9	0-1-0	0-0-0	Gilbertson (L 0-1)	333	3:15
Feb 19, 2022	vs Canisius-1	w 12-2	7	1-1-0	0-0-0	Corcoran (W 1-0)	222	2:16
Feb 19, 2022	vs Canisius-2	w 4-0	9	2-1-0	0-0-0	Evans (W 1-0)	227	2:30
Feb 20, 2022	vs Canisius	L 7-15	9	2-2-0	0-0-0	Dragani (L 0-1)	249	4:09
Feb 25, 2022	vs Bradley	w 4-3	9	3-2-0	0-0-0	Gilbertson (W 1-1)	197	2:58
Feb 26, 2022	vs Bradley	L 2-3	9	3-3-0	0-0-0	Corcoran (L 1-1)	107	2:41
Feb 26, 2022	at Lipscomb	w 16-0	7	4-3-0	0-0-0	Evans (W 2-0)	127	2:15
Feb 27, 2022	at Lipscomb	w 6-5	9	5-3-0	0-0-0	Stuart (W 1-0)	257	3:15
Mar 04, 2022	vs Army	L 3-5	9	5-4-0	0-0-0	Stuart (L 1-1)	459	3:12
Mar 05, 2022	vs Ohio State	w 6-5	9	6-4-0	0-0-0	Summers (W 1-0)	689	2:50
Mar 06, 2022	vs Campbell	w 11-5	9	7-4-0	0-0-0	Corcoran (W 2-1)	0	3:00
Mar 09, 2022	at High Point	w 15-5	9	8-4-0	0-0-0	Dragani (W 1-1)	404	3:43
* Mar 11, 2022	at #14 North Carolina	L 4-7	9	8-5-0	0-1-0	Gilbertson (L 1-2)	0	2:47
* Mar 12, 2022	at #14 North Carolina	L 3-4	9	8-6-0	0-2-0	Summers (L 1-1)	1645	3:21
* Mar 13, 2022	at #14 North Carolina	L 2-9	9	8-7-0	0-3-0	Stuart (L 1-2)	1637	2:57
Mar 15, 2022	BUCKNELL	w 21-6	9	9-7-0	0-3-0	Devereux (W 1-0)	411	3:24
Mar 16, 2022	YOUNGSTOWN STATE	L 2-5	9	9-8-0	0-3-0	Miller (L 0-1)	240	3:08
* Mar 18, 2022	at Virginia Tech	w 4-3	9	10-8-0	1-3-0	Gilbertson (W 2-2)	461	2:59
* Mar 19, 2022	at Virginia Tech	L 6-22	9	10-9-0	1-4-0	Evans (L 2-1)	1391	3:18
* Mar 20, 2022	at Virginia Tech	L 1-7	9	10-10-0	1-5-0	Corcoran (L 2-2)	574	2:46
* Mar 25, 2022	#20 CLEMSON-1	w 8-0	9	11-10-0	2-5-0	Gilbertson (W 3-2)	-	2:41
* Mar 25, 2022	#20 CLEMSON-2	w 10-7	9	12-10-0	3-5-0	Evans (W 3-1)	776	3:03
Mar 30, 2022	WEST VIRGINIA	w 9-6	9	13-10-0	3-5-0	Devereux (W 2-0)	340	3:28

() extra inning game

2022 Pitt Baseball
Team Game-by-Game for Pitt (as of Mar 31, 2022)
Batting (All games)

Date	Opponent	ab	r	h	rbi	2b	3b	hr	tb	bb	ibb	sb	cs	hbp	sac	sf	gdp	k	po	a	e	lob	avg
Feb 18	vs Canisius	32	3	7	3	0	0	1	10	7	0	0	1	2	0	0	1	12	27	6	0	11	.219
Feb 19	vs Canisius	27	12	10	12	3	0	2	19	9	0	0	0	1	1	0	1	4	21	11	0	8	.288
Feb 19	vs Canisius	27	4	4	3	0	0	1	7	5	0	1	0	1	1	0	1	6	27	13	1	6	.244
Feb 20	vs Canisius	33	7	9	7	2	0	0	11	12	0	2	0	1	0	1	0	10	27	11	3	13	.252
Feb 25	vs Bradley	29	4	8	4	0	0	1	11	2	0	0	1	1	2	0	0	5	27	11	1	6	.257
Feb 26	vs Bradley	30	2	8	2	2	0	1	13	3	0	0	1	1	1	0	3	4	24	9	1	6	.258
Feb 26	at Lipscomb	34	16	14	16	2	1	2	24	8	0	1	0	2	0	0	1	7	21	6	0	7	.283
Feb 27	at Lipscomb	29	6	6	4	0	0	3	15	5	0	1	1	2	2	0	0	8	27	12	0	5	.274
Mar 04	vs Army	28	3	6	3	1	0	1	10	5	0	0	0	1	0	1	3	7	24	13	0	5	.268
Mar 05	vs Ohio State	30	6	6	5	3	0	2	15	3	0	0	0	1	0	1	0	9	27	9	3	4	.261
Mar 06	vs Campbell	40	11	16	10	3	0	1	22	4	0	0	0	2	0	1	1	6	27	11	1	9	.277
Mar 09	at High Point	46	15	19	15	4	0	5	38	7	0	2	0	2	0	0	0	9	27	6	0	13	.294
*Mar 11	at North Carolina	37	4	12	4	2	0	1	17	2	0	1	2	0	0	0	0	6	24	12	2	8	.296
*Mar 12	at North Carolina	34	3	7	1	2	0	0	9	2	0	2	0	2	0	1	0	10	25	5	3	10	.289
*Mar 13	at North Carolina	33	2	6	2	0	0	1	9	4	0	0	0	0	0	0	0	12	24	7	0	8	.282
Mar 15	BUCKNELL	44	21	18	18	2	1	6	40	12	0	1	0	2	0	0	0	6	27	11	0	13	.293
Mar 16	YOUNGSTOWN STATE	31	2	5	2	2	0	1	10	7	0	0	1	3	1	0	0	7	27	10	0	13	.285
*Mar 18	at Virginia Tech	32	4	7	4	0	0	2	13	4	0	1	0	1	0	1	1	9	27	6	0	7	.282
*Mar 19	at Virginia Tech	41	6	16	5	1	2	2	27	3	0	0	0	0	0	0	3	6	24	9	0	12	.289
*Mar 20	at Virginia Tech	30	1	4	1	0	0	1	7	5	0	0	0	3	0	0	1	8	24	6	2	10	.282
*Mar 25	CLEMSON	36	8	11	5	3	0	2	20	6	0	1	1	0	0	0	0	3	27	9	2	10	.283
*Mar 25	CLEMSON	38	10	17	10	3	2	3	33	4	0	0	0	1	0	1	1	7	27	6	0	10	.291
Mar 30	WEST VIRGINIA	32	9	8	9	1	0	2	15	10	0	1	0	4	0	0	1	11	27	13	1	13	.290
Totals		773	159	224	145	36	6	41	395	129	0	14	8	33	8	7	18	172	589	212	20	207	.290

2022 Pitt Baseball Batting Leaders for Pitt (as of Mar 30, 2022) (All games)

Hitting minimums - 4 Games 25% of Games 10 AB 1.0 AB/Game 15 TPA 1.0 TPA/Game
Pitching minimums - 1 Games 10% of Games 5 IP 5 BF

Batting avg

1. 15 Bryce Hulett	.397
2. 33 Jack Anderson	.339
3. 14 Tatem Levins	.333
4. 21 Kyle Hess	.326
5. 3 Sky Duff	.306

Slugging pct

1. 14 Tatem Levins	.702
2. 15 Bryce Hulett	.679
3. 33 Jack Anderson	.644
4. 23 Ron Washington, Jr.	.625
5. 21 Kyle Hess	.618

On base pct

1. 15 Bryce Hulett	.510
2. 39 CJ Funk	.475
3. 3 Sky Duff	.450
4. 33 Jack Anderson	.438
5. 14 Tatem Levins	.436

Runs scored

1. 2 Jeffrey Wehler	20
2. 21 Kyle Hess	19
3. 3 Sky Duff	18
4. 14 Tatem Levins	16
15 Bryce Hulett	16

Hits

1. 15 Bryce Hulett	31
2. 21 Kyle Hess	29
3. 14 Tatem Levins	28
4. 3 Sky Duff	26
5. 2 Jeffrey Wehler	23

Runs batted in

1. 14 Tatem Levins	25
2. 21 Kyle Hess	21
3. 15 Bryce Hulett	17
4. 33 Jack Anderson	16
11 Brock Franks	16

Doubles

1. 2 Jeffrey Wehler	6
21 Kyle Hess	6
3. 15 Bryce Hulett	5
4. 23 Ron Washington, Jr.	4
5. 3 tied at..	3

Triples

1. 6 tied at.....	1
-------------------	---

Home runs

1. 14 Tatem Levins	9
2. 11 Brock Franks	7
3. 21 Kyle Hess	6
23 Ron Washington, Jr.	6
5. 2 tied at.....	5

Total bases

1. 14 Tatem Levins	59
2. 21 Kyle Hess	55
3. 15 Bryce Hulett	53
4. 23 Ron Washington, Jr.	40
11 Brock Franks	40

Walks

1. 39 CJ Funk	20
3 Sky Duff	20
3. 15 Bryce Hulett	17
4. 2 Jeffrey Wehler	12
5. 2 tied at...	11

Hit by pitch

1. 14 Tatem Levins	6
2. 21 Kyle Hess	5
3. 5 tied at..	3

Sac bunts

1. 11 Brock Franks	4
2. 5 Jordan Anderson	2
3. 2 Jeffrey Wehler	1
15 Bryce Hulett	1

Sac flies

1. 15 Bryce Hulett	2
33 Jack Anderson	2
3. 14 Tatem Levins	1
5 Jordan Anderson	1
3 Sky Duff	1

Stolen bases

1. 2 Jeffrey Wehler	5
2. 21 Kyle Hess	3
23 Ron Washington, Jr.	3
4. 3 tied at.	1

Caught stealing

1. 3 Sky Duff	3
2. 5 tied at.....	1

Steal attempts

1. 2 Jeffrey Wehler	6
2. 3 Sky Duff	4
3. 23 Ron Washington, Jr.	3
21 Kyle Hess	3
5. 5 Jordan Anderson	2

Stolen base pct

1. 21 Kyle Hess	1.000
23 Ron Washington, Jr.	1.000
39 CJ Funk	1.000
4. 2 Jeffrey Wehler	.833
5. 5 Jordan Anderson	.500

Strikeouts

1. 3 Sky Duff	24
2. 39 CJ Funk	23
3. 23 Ron Washington, Jr.	22
4. 33 Jack Anderson	16
5. 2 tied at...	14

Grounded into DP

1. 15 Bryce Hulett	4
2. 5 Jordan Anderson	3
3. 4 tied at..	2

Total plate appearances

1. 3 Sky Duff	109
2. 21 Kyle Hess	105
3. 14 Tatem Levins	101
15 Bryce Hulett	101
5. 2 Jeffrey Wehler	93

At bats

1. 21 Kyle Hess	89
2. 3 Sky Duff	85
3. 14 Tatem Levins	84
4. 2 Jeffrey Wehler	79
5. 15 Bryce Hulett	78

Games played

1. 11 Brock Franks	23
21 Kyle Hess	23
14 Tatem Levins	23
3 Sky Duff	23
15 Bryce Hulett	23

Game starts

1. 14 Tatem Levins	23
21 Kyle Hess	23
15 Bryce Hulett	23
11 Brock Franks	23
3 Sky Duff	23

Games as sub

1. 19 Luke Lambert	10
2. 6 Dom Popa	8
3. 13 Nick Giamarusti	6
33 Jack Anderson	6
5. 2 tied at.....	5

2022 Pitt Baseball Pitching Leaders for Pitt (as of Mar 30, 2022) (All games)

Hitting minimums - 4 Games 25% of Games 10 AB 1.0 AB/Game 15 TPA 1.0 TPA/Game
Pitching minimums - 1 Games 10% of Games 5 IP 5 BF

Earned run avg 1. 45 Matt Gilbertson 2.88 2. 26 Baron Stuart 3.72 3. 27 Hayden Summers 3.75 4. 55 Logan Evans 4.09 5. 32 Billy Corcoran 4.50	Opposing bat avg 1. 30 Tyler Kennedy .118 2. 55 Logan Evans .236 3. 27 Hayden Summers .245 4. 38 C.J. McKennitt .256 5. 26 Baron Stuart .266	Won-loss pct 1. 8 Brady Devereux 1.000 2. 55 Logan Evans .750 3. 45 Matt Gilbertson .600 4. 32 Billy Corcoran .500 27 Hayden Summers .500
Wins 1. 55 Logan Evans 3 45 Matt Gilbertson 3 3. 8 Brady Devereux 2 32 Billy Corcoran 2 5. 3 tied at..... 1	Losses 1. 32 Billy Corcoran 2 26 Baron Stuart 2 45 Matt Gilbertson 2 4. 4 tied at..... 1	Saves 1. 26 Baron Stuart 3 2. 27 Hayden Summers 2
Innings pitched 1. 45 Matt Gilbertson 34.1 2. 55 Logan Evans 33.0 3. 32 Billy Corcoran 30.0 4. 26 Baron Stuart 19.1 5. 8 Brady Devereux 14.0	Batters struck out 1. 45 Matt Gilbertson 36 2. 55 Logan Evans 34 3. 26 Baron Stuart 33 4. 32 Billy Corcoran 19 5. 3 tied at..... 13	Appearances 1. 26 Baron Stuart 11 38 C.J. McKennitt 11 3. 8 Brady Devereux 9 4. 36 Dylan Lester 7 46 Quin Konuszewski 7
Games started 1. 45 Matt Gilbertson 6 55 Logan Evans 6 3. 32 Billy Corcoran 5 4. 24 Ben Dragani 4 5. 30 Tyler Kennedy 2	Games finished 1. 27 Hayden Summers 5 26 Baron Stuart 5 3. 38 C.J. McKennitt 4 4. 8 Brady Devereux 3 5. 29 Jonathan Bautista 2	Games in relief 1. 26 Baron Stuart 11 38 C.J. McKennitt 11 3. 8 Brady Devereux 9 4. 36 Dylan Lester 7 46 Quin Konuszewski 7
Wild pitches 1. 55 Logan Evans 5 2. 24 Ben Dragani 4 3. 30 Tyler Kennedy 3 4. 3 tied at..... 2	Balks 1. 26 Baron Stuart 1 38 C.J. McKennitt 1 45 Matt Gilbertson 1	Hit batters 1. 24 Ben Dragani 3 30 Tyler Kennedy 3 3. 55 Logan Evans 2 26 Baron Stuart 2 5. 7 tied at..... 1
Intentional BB allowed 1. 24 Ben Dragani 2 2. 26 Baron Stuart 1 43 Ryan Miller 1 55 Logan Evans 1	Runners picked off 1. 55 Logan Evans 1	Batters SO out looking 1. 45 Matt Gilbertson 15 2. 26 Baron Stuart 8 55 Logan Evans 8 4. 32 Billy Corcoran 5 5. 2 tied at..... 4
Sac bunts allowed 1. 6 tied at..... 1	Sac flies allowed 1. 55 Logan Evans 2 32 Billy Corcoran 2 3. 6 tied at..... 1	Hits allowed 1. 30 Tyler Kennedy 2 2. 43 Ryan Miller 5 3. 38 C.J. McKennitt 11 4. 27 Hayden Summers 12 5. 36 Dylan Lester 13
Runs allowed 1. 30 Tyler Kennedy 5 2. 27 Hayden Summers 6 3. 43 Ryan Miller 7 4. 36 Dylan Lester 8 5. 38 C.J. McKennitt 11	Earned runs allowed 1. 30 Tyler Kennedy 5 27 Hayden Summers 5 3. 43 Ryan Miller 7 4. 36 Dylan Lester 8 26 Baron Stuart 8	Walks allowed 1. 36 Dylan Lester 1 2. 27 Hayden Summers 2 3. 43 Ryan Miller 4 32 Billy Corcoran 4 8 Brady Devereux 4
Doubles allowed 1. 36 Dylan Lester 1 43 Ryan Miller 1 30 Tyler Kennedy 1 4. 38 C.J. McKennitt 2 8 Brady Devereux 2	Triples allowed 1. 36 Dylan Lester 0 43 Ryan Miller 0 30 Tyler Kennedy 0 38 C.J. McKennitt 0 8 Brady Devereux 0	Home runs allowed 1. 24 Ben Dragani 0 2. 30 Tyler Kennedy 1 3. 43 Ryan Miller 2 38 C.J. McKennitt 2 26 Baron Stuart 2

2022 Pitt Baseball
Fielding Leaders for Pitt (as of Mar 30, 2022)
(All games)

Hitting minimums - 4 Games 25% of Games
Pitching minimums - 1 Games 10% of Games 5 IP 5 BF

Fielding pct		Chances		Putouts	
1. 14 Tatem Levins	1.000	1. 15 Bryce Hulett	201	1. 15 Bryce Hulett	188
2. 2 Jeffrey Wehler	1.000	2. 14 Tatem Levins	166	2. 14 Tatem Levins	152
5. 5 Jordan Anderson	1.000	3. 11 Brock Franks	95	3. 18 Johnny Long	38
39. CJ Funk	1.000	4. 2 Jeffrey Wehler	83	21. Kyle Hess	38
23. Ron Washington, Jr.	1.000	5. 3 Sky Duff	43	5. 5 Jordan Anderson	35
Assists		Errors		Fielding double plays	
1. 2 Jeffrey Wehler	61	1. 11 Brock Franks	9	1. 15 Bryce Hulett	15
2. 11 Brock Franks	57	2. 3 Sky Duff	4	2. 2 Jeffrey Wehler	12
3. 3 Sky Duff	30	3. 15 Bryce Hulett	2	3. 11 Brock Franks	11
4. 14 Tatem Levins	14	55. Logan Evans	2	4. 3 Sky Duff	6
5. 15 Bryce Hulett	11	21. Kyle Hess	2	5. 1 Tommy Tavaréz	2
Stolen bases against		Caught stealing by		Steal attempts against	
1. 14 Tatem Levins	15	1. 14 Tatem Levins	2	1. 14 Tatem Levins	17
2. 24 Ben Dragani	6	2. 26 Baron Stuart	1	2. 24 Ben Dragani	6
3. 18 Johnny Long	2	45. Matt Gilbertson	1	3. 26 Baron Stuart	3
26. Baron Stuart	2			4. 55 Logan Evans	2
55. Logan Evans	2			18. Johnny Long	2
Passed balls		Catchers interference			
1. 14 Tatem Levins	5				



TOMMY TAVAREZ

#1

 INF • R/R • FR • 5-11 • 160
 BROOKLYN, NY • CITIUS PREP

Pitt

ACC

TAVAREZ'S CAREER HIGHS

 Runs.....1.....3x, last, at High Point, 3/9/22
 Hits.....2.....at High Point, 3/9/22
 2Bs.....
 3Bs.....
 HRs.....
 RBI.....1.....vs. Canisius, 2/18/22
 Walks.....1.....5x, last, at Virginia Tech, 3/19/22
 Steals.....
 Putouts.....1.....4x, last, Bucknell, 3/15/22
 Assists.....3.....2x, last, Bucknell, 3/15/22

#1 Tommy Tavaréz - 8 games (All games)

Date	Opponent	Pos	AB	R	H	RBI	2B	3B	HR	BB	SB	CS	HBP	SAC	SF	GDP	K	PO	A	E	Avg
Feb 18	vs Canisius	ph	1	0	1	1	0	0	0	0	0	0	0	0	0	0	0	0	0	0	1.000
Feb 26	vs Bradley	ss	0	0	0	0	0	0	0	0	0	0	0	0	0	0	0	0	0	0	1.000
Mar 05	vs Ohio State	*2b	2	1	0	0	0	0	0	1	0	0	0	0	0	0	2	1	3	0	.333
Mar 06	vs Campbell	*2b	4	1	0	0	0	0	0	1	0	0	0	0	0	0	2	1	2	0	.143
Mar 09	at High Point	*2b/ss	4	1	2	0	0	0	0	1	0	0	1	0	0	0	1	1	2	0	.273
Mar 15	BUCKNELL	2b/ss	1	0	0	0	0	0	0	1	0	0	0	0	0	0	0	1	3	0	.250
Mar 16	YOUNGSTOWN STAT	ss	0	0	0	0	0	0	0	0	0	0	0	0	0	0	0	0	0	0	.250
Mar 19	at Virginia Tech	ph/2b	0	0	0	0	0	0	0	1	0	0	0	0	0	0	0	0	0	0	.250
Totals		3gs	12	3	3	1	0	0	0	5	0	0	1	0	0	0	5	4	10	0	.250

On base pct. .500 • Slugging pct. .250

TAVAREZ'S CAREER STATS

YEAR	AVG	GP-GS	AB	R	H	2B	3B	HR	RBI	TB	SLG%	BB	HP	SO	GDP	OB%	SF	SH	SB	PO	A	E	FLD%
2022	.250	7-3	12	3	3	0	0	0	1	3	.250	4	1	5	0	.471	0	0	0	4	10	0	1.000
Total	.250	7-3	12	3	3	0	0	0	1	3	.250	4	1	5	0	.471	0	0	0	4	10	0	1.000



JEFFEREY WEHLER

#2

 INF • R/R • SR • 5-11 • 181
 ST. MARY'S, PA • YOUNGSTOWN STATE

WEHLER'S CAREER HIGHS (AT PITT)

Runs.....4.....vs, Lipscomb, 2/26/22
 Hits.....3.....2x, last, at No. 14 North Carolina, 3/12/22
 2Bs.....1.....6x, last, Youngstown State, 3/16/22
 3Bs.....1.....No. 20 Clemson (G2), 3/25/22
 HRs.....1.....vs. Canisius (G1), 2/19/22
 RBI.....4.....vs. Canisius (G1), 2/19/22
 Walks.....2.....3x, last, West Virginia, 3/30/22
 Steals.....1.....5x, last, West Virginia, 3/30/22
 Putouts.....3.....2x, last, vs. Bradley, 2/25/22
 Assists.....7.....2x, last, vs. Canisius, 2/20/22

#2 Jeffrey Wehler - 20 games (All games)

Date	Opponent	Pos	AB	R	H	RBI	2B	3B	HR	BB	SB	CS	HBP	SAC	SF	GDP	K	PO	A	E	Avg
Feb 18	vs Canisius	*2b	4	1	1	0	0	0	0	0	0	0	0	0	0	0	1	0	3	0	.250
Feb 19	vs Canisius-1	*2b	4	3	2	4	1	0	1	1	0	0	0	0	0	0	0	0	4	0	.375
Feb 19	vs Canisius-2	*2b	4	0	0	0	0	0	0	0	0	0	0	0	0	0	0	2	7	0	.250
Feb 20	vs Canisius	*2b	6	1	2	1	1	0	0	0	1	0	0	0	0	0	1	3	7	0	.278
Feb 25	vs Bradley	*2b	4	1	0	0	0	0	0	0	0	0	0	0	0	0	1	3	4	0	.227
Feb 26	vs Bradley	*2b	3	0	2	0	1	0	0	0	0	0	0	1	0	0	0	0	1	0	.280
Feb 26	at Lipscomb	*2b	3	4	2	0	1	0	0	2	0	0	0	0	0	0	0	2	2	0	.321
Feb 27	at Lipscomb	*2b	2	1	0	0	0	0	0	1	1	0	1	0	0	0	1	0	1	0	.300
Mar 04	vs Army	*2b	3	0	0	0	0	0	0	1	0	0	0	0	0	1	1	0	4	0	.273
Mar 11	at North Carolina	*2b	5	0	3	1	0	0	0	0	0	1	0	0	0	0	0	2	1	0	.316
Mar 12	at North Carolina	*2b	5	1	3	0	0	0	0	0	0	0	0	0	0	0	0	2	2	0	.349
Mar 13	at North Carolina	*2b	4	0	1	0	0	0	0	0	0	0	0	0	0	0	0	3	2	0	.340
Mar 15	BUCKNELL	*2b	4	2	2	1	1	0	0	1	1	0	0	0	0	0	0	0	3	0	.353
Mar 16	YOUNGSTOWN STATE	*2b	4	1	1	0	1	0	0	1	0	0	0	0	0	0	0	0	3	0	.345
Mar 18	at Virginia Tech	*2b	5	0	0	0	0	0	0	0	0	0	0	0	0	1	2	1	4	0	.317
Mar 19	at Virginia Tech	*2b	4	0	0	0	0	0	0	0	0	0	0	0	0	0	0	0	5	0	.297
Mar 20	at Virginia Tech	*2b	4	0	0	0	0	0	0	1	0	0	0	0	0	0	2	0	3	0	.279
Mar 25	CLEMSON-1	*2b	3	1	1	0	0	0	0	2	1	0	0	0	0	0	0	1	3	0	.282
Mar 25	CLEMSON-2	*2b	5	2	2	1	0	1	0	0	0	0	0	0	0	0	1	2	1	0	.289
Mar 30	WEST VIRGINIA	*2b	3	2	1	0	0	0	0	2	1	0	0	0	0	0	0	1	1	0	.291
Totals		20gs	79	20	23	8	6	1	1	12	5	1	1	1	0	2	10	22	61	0	.291

On base pct. .391 • Slugging pct. .430

WEHLER'S CAREER STATS

YEAR	AVG	GP-GS	AB	R	H	2B	3B	HR	RBI	TB	SLG%	BB	HP	SO	GDP	OB%	SF	SH	SB	PO	A	E	FLD%
2022	.291	20-20	79	20	23	6	1	1	8	34	.430	12	1	10	2	.391	0	1	5	22	61	0	1.000
Total	.291	20-20	79	20	23	6	1	1	8	34	.430	12	1	10	2	.391	0	1	5	22	61	0	1.000



SKY DUFF

#3

 INF • L/R • JR • 5-9 • 180
 SHAMONG, NJ • BISHOP EUSTACE PREP

DUFF'S CAREER HIGHS

Runs.....3.....2x, last, vs. Canisius, 2/19/22
 Hits.....4.....3x, North Carolina, 4/18/21
 2Bs.....2.....5x, last, vs. NC State, 5/15/21
 3Bs.....1.....2x, last, vs. NC State, 5/16/21
 HRs.....1.....3x, last, vs. No. 21 Miami, 3/9/21
 RBI.....5.....vs. Saint Peter's, 3/2/19
 Walks.....4.....vs. Villanova, 2/15/19
 Steals.....2.....vs. NC State, 5/27/21
 Putouts.....4.....vs. Eastern Michigan, 2/21/20
 Assists.....6.....North Carolina, 4/17/21

#3 Sky Duff - 23 games (All games)

Date	Opponent	Pos	AB	R	H	RBI	2B	3B	HR	BB	SB	CS	HBP	SAC	SF	GDP	K	PO	A	E	Avg
Feb 18	vs Canisius	*3b	2	0	0	0	0	0	0	2	0	1	0	0	0	0	2	0	1	0	.000
Feb 19	vs Canisius-1	*3b	3	3	2	2	0	0	0	2	0	0	0	0	0	0	0	0	1	0	.400
Feb 19	vs Canisius-2	*3b	2	1	1	1	0	0	0	2	0	0	0	0	0	0	0	1	1	0	.429
Feb 20	vs Canisius	*3b	3	2	0	0	0	0	0	3	0	0	0	0	0	0	2	0	2	1	.300
Feb 25	vs Bradley	*3b	4	0	1	1	0	0	0	0	0	0	0	0	0	0	0	0	1	1	.286
Feb 26	vs Bradley	*3b	4	1	2	0	0	0	0	0	0	1	0	0	0	1	0	0	1	0	.333
Feb 26	at Lipscomb	*3b	3	1	0	0	0	0	0	2	0	0	0	0	0	0	2	0	2	0	.286
Feb 27	at Lipscomb	*3b	4	0	0	0	0	0	0	0	0	0	1	0	0	0	2	1	4	0	.240
Mar 04	vs Army	*3b	3	0	2	0	0	0	0	1	0	0	0	0	0	0	0	1	0	0	.286
Mar 05	vs Ohio State	*3b	3	0	1	1	1	0	0	0	0	0	0	0	1	0	0	0	2	0	.290
Mar 06	vs Campbell	*3b	5	2	3	0	0	0	0	0	0	0	1	0	0	0	0	1	1	0	.333
Mar 09	at High Point	*3b	4	2	2	1	0	0	0	2	1	0	0	0	0	0	1	0	0	0	.350
Mar 11	at North Carolina	*3b	5	1	1	0	1	0	0	0	0	0	0	0	0	0	1	1	1	0	.333
Mar 12	at North Carolina	*3b	5	0	2	0	1	0	0	0	0	0	0	0	0	0	2	1	1	0	.340
Mar 13	at North Carolina	*3b	5	1	1	2	0	0	1	0	0	0	0	0	0	0	3	1	0	0	.327
Mar 15	BUCKNELL	*3b	3	0	0	0	0	0	0	1	0	0	1	0	0	0	1	0	1	0	.310
Mar 16	YOUNGSTOWN STAT	*3b	4	0	0	0	0	0	0	1	0	1	0	0	0	0	2	0	2	0	.290
Mar 18	at Virginia Tech	*3b	3	2	1	0	0	0	0	1	0	0	0	0	0	0	1	0	0	0	.292
Mar 19	at Virginia Tech	*3b	4	0	2	1	0	0	0	0	0	0	0	0	0	1	0	0	1	0	.304
Mar 20	at Virginia Tech	*3b	3	0	1	0	0	0	0	1	0	0	0	0	0	0	1	0	1	1	.306
Mar 25	CLEMSON-1	*3b	4	0	0	0	0	0	0	1	0	0	0	0	0	0	0	0	1	1	.289
Mar 25	CLEMSON-2	*3b	5	1	3	1	0	0	0	0	0	0	0	0	0	0	2	0	3	0	.309
Mar 30	WEST VIRGINIA	*3b	4	1	1	1	0	0	0	1	0	0	0	0	0	0	2	2	3	0	.306
Totals		23gs	85	18	26	11	3	0	1	20	1	3	3	0	1	2	24	9	30	4	.306

On base pct. .450 • Slugging pct. .376

DUFF'S CAREER STATS

YEAR	AVG	GP-GS	AB	R	H	2B	3B	HR	RBI	TB	SLG%	BB	HP	SO	GDP	OB%	SF	SH	SB	PO	A	E	FLD%
2019	.260	52-48	181	29	47	8	1	0	21	57	.315	40	2	37	6	.397	1	1	5	19	49	9	.883
2020	.306	16-16	49	10	15	4	0	1	9	22	.449	19	1	15	1	.507	0	1	0	26	25	1	.981
2021	.366	42-40	164	36	60	18	1	2	19	86	.524	24	5	48	0	.461	0	1	4	23	55	6	.929
2022	.306	23-23	85	18	26	3	0	1	11	32	.376	20	3	24	2	.450	1	0	1	9	30	4	.907
Total	.309	133-127	479	93	148	33	2	4	60	197	.411	103	11	124	9	.440	2	3	10	77	159	20	.922



JORDAN ANDERSON

#5

OF • R/R • SR • 6-1 • 185
MADISON, AL • JAMES CLEMENS



ANDERSON'S CAREER HIGHS		
Runs	3	vs. Campbell, 3/6/22
Hits	3	vs. Iowa, 2/16/20
2Bs	1	7x, last, vs. Bradley, 2/26/22
3Bs	1	2x, last, North Carolina, 4/17/21
HRs	--	--
RBI	3	No. 22 Virginia Tech, 3/28/21
Walks	2	5x, last, vs. No. 21 Miami, 4/9/21
Steals	2	2x, last, No. 22 Virginia Tech, 3/28/21
Putouts	7	West Virginia, 4/6/21
Assists	1	2x, last, vs. Army, 3/4/22

#5 Jordan Anderson - 18 games (All games)

Date	Opponent	Pos	AB	R	H	RBI	2B	3B	HR	BB	SB	CS	HBP	SAC	SF	GDP	K	PO	A	E	Avg
Feb 18	vs Canisius	*of	3	0	0	0	0	0	0	1	0	0	0	0	0	0	0	2	0	0	.000
Feb 19	vs Canisius-1	*of	3	0	0	0	0	0	0	1	0	0	0	0	0	0	1	0	0	0	.000
Feb 19	vs Canisius-2	ph/of	1	0	0	0	0	0	0	0	0	0	0	0	0	0	0	0	0	0	.000
Feb 20	vs Canisius	*of	4	1	0	0	0	0	0	0	1	0	1	0	0	0	1	3	0	0	.000
Feb 25	vs Bradley	*of	1	0	1	1	0	0	0	0	0	0	0	2	0	0	0	4	0	0	.083
Feb 26	vs Bradley	*of	3	0	1	0	1	0	0	0	0	0	0	0	0	1	0	2	0	0	.133
Feb 26	at Lipscomb	*of	5	0	0	0	0	0	0	0	0	0	0	0	0	1	0	3	0	0	.100
Feb 27	at Lipscomb	*of	5	0	1	0	0	0	0	0	0	1	0	0	0	0	0	2	0	0	.120
Mar 04	vs Army	*of	3	1	1	0	0	0	0	0	0	0	0	0	0	0	1	3	1	0	.143
Mar 05	vs Ohio State	*of	3	1	1	0	0	0	0	1	0	0	0	0	0	0	1	2	0	0	.161
Mar 06	vs Campbell	*of	5	3	2	0	0	0	0	1	0	0	0	0	0	0	1	5	0	0	.194
Mar 09	at High Point	*of	5	1	0	0	0	0	0	1	0	0	0	0	0	0	1	3	0	0	.171
Mar 11	at North Carolina	*of	3	0	1	1	0	0	0	0	0	0	0	0	0	0	0	2	0	0	.182
Mar 12	at North Carolina	*of	3	0	0	1	0	0	0	0	0	0	0	0	1	0	1	3	0	0	.170
Mar 13	at North Carolina	*of	3	0	0	0	0	0	0	0	0	0	0	0	0	0	0	1	0	0	.160
Mar 18	at Virginia Tech	of	0	0	0	0	0	0	0	0	0	0	0	0	0	0	0	0	0	0	.160
Mar 19	at Virginia Tech	ph/of	1	0	0	0	0	0	0	0	0	0	0	0	0	1	0	0	0	0	.157
Mar 30	WEST VIRGINIA	of	0	0	0	0	0	0	0	0	0	0	0	0	0	0	0	0	0	0	.157
Totals		14gs	51	7	8	3	1	0	0	5	1	1	1	2	1	3	7	35	1	0	.157

On base pct. .241 • Slugging pct. .176

ANDERSON'S CAREER STATS																						
YEAR	AVG	GP-GS	AB	R	H	2B	3B	HR	RBI	TB	SLG%	BB	HP	SO	GDP	OB%	SF	SH	SB	PO	A	FLD%
2020	.206	16-16	63	10	13	3	1	0	2	18	.286	8	2	13	1	.311	1	1	6	31	0	.969
2021	.250	37-33	100	16	25	3	1	0	9	30	.300	14	6	34	1	.375	0	5	8	79	1	1.000
2022	.157	18-14	51	7	8	1	0	0	3	9	.176	5	1	7	3	.241	1	2	1	35	1	1.000
Total	.215	71-63	214	33	46	7	2	0	14	57	.266	27	9	54	5	.325	2	8	15	145	2	.993



DOM POPA

#6

OF • L/L • SO • 5-11 • 170
PITTSBURGH, PA • SETON-LASALLE



POPA'S CAREER HIGHS	
Runs.....	1.....5x, last, vs. Lipscomb, 2/26/22
Hits.....	1.....at High Point, 3/9/22
2Bs.....	--
3Bs.....	--
HRs.....	--
RBI.....	--
Walks.....	1.....No. 12 Notre Dame, 4/5/21
Steals.....	--
Putouts.....	1.....4x, last, Bucknell, 3/15/22
Assists.....	--

#6 Dom Popa - 8 games (All games)

Date	Opponent	Pos	AB	R	H	RBI	2B	3B	HR	BB	SB	CS	HBP	SAC	SF	GDP	K	PO	A	E	Avg
Feb 18	vs Canisius	ph	0	0	0	0	0	0	0	0	0	0	1	0	0	0	0	0	0	0	.000
Feb 26	vs Bradley	pr	0	0	0	0	0	0	0	0	0	0	0	0	0	0	0	0	0	0	.000
Feb 26	at Lipscomb	ph/of	0	1	0	0	0	0	0	1	0	0	0	0	0	0	0	1	0	0	.000
Feb 27	at Lipscomb	pr/of	0	0	0	0	0	0	0	0	0	0	0	0	0	0	0	0	0	0	.000
Mar 09	at High Point	ph/of	1	0	1	0	0	0	0	0	0	0	0	0	0	0	0	1	0	0	1.000
Mar 12	at North Carolina	pr	0	0	0	0	0	0	0	0	0	0	0	0	0	0	0	0	0	0	1.000
Mar 15	BUCKNELL	of	0	0	0	0	0	0	0	0	0	0	1	0	0	0	0	1	0	0	1.000
Mar 19	at Virginia Tech	ph/of	2	0	0	0	0	0	0	0	0	0	0	0	0	0	2	0	0	0	.333
Totals		Ogs	3	1	1	0	0	0	0	1	0	0	2	0	0	0	2	3	0	0	.333

On base pct. .667 • Slugging pct. .333



POPA'S CAREER STATS																							
YEAR	AVG	GP-GS	AB	R	H	2B	3B	HR	RBI	TB	SLG%	BB	HP	SO	GDP	OB%	SF	SH	SB	PO	A	E	FLD%
2021	.000	12-0	6	4	0	0	0	0	0	0	.000	1	1	3	0	.250	0	0	0	1	0	0	1.000
2022	.333	8-0	3	1	1	0	0	0	0	1	.333	1	2	2	0	.667	0	0	0	3	0	0	1.000
Total	.111	20-0	9	5	1	0	0	0	0	1	.111	2	3	5	0	.429	0	0	0	4	0	0	1.000



BRADY DEVEREUX

#8

P • R/R • R-SO • 6-2 • 200
GLEN MILLS, PA • MALVERN PREP



DEVEREUX'S CAREER HIGHS/LOWS	
IP.....	3.0.....at Lipscomb, 2/27/22
Hits.....	0.....4x, last, vs. Notre Dame, 4/21/19
Runs.....	0.....12x, last, West Virginia, 3/30/22
ER.....	0.....13x, last, West Virginia, 3/30/22
Walks.....	0.....15x, last, No. 20 Clemson (G2), 3/25/22
Ks.....	5.....vs. Hofstra, 3/1/19
Pitches.....	52.....2x, last, vs. Penn State, 3/12/19
SEASON	
Wins.....	2.....2022 & 2019
Saves.....	n/a.....--

#8 Brady Devereux - 1 game (All games)

Date	Opponent	Pos	AB	R	H	RBI	2B	3B	HR	BB	SB	CS	HBP	SAC	SF	GDP	K	PO	A	E	Avg
Mar 15	BUCKNELL	p	0	0	0	0	0	0	0	0	0	0	0	0	0	0	0	1	0	0	.000
Totals		Ogs	0	0	0	0	0	0	0	0	0	0	0	0	0	0	0	1	0	0	.000

On base pct. .000 • Slugging pct. .000

#8 Brady Devereux - 9 appearances (All games)

Date	Opponent	GS	IP	H	R	ER	BB	SO	2B	3B	HR	WP	BK	HBP	IBB	Score	W-L	Sv	ERA	NP
Feb 18	vs Canisius		1.0	1	1	1	0	3	0	0	1	0	0	0	0	3-11	0-0	0	9.00	14
Feb 20	vs Canisius		1.2	1	1	0	0	0	0	0	1	0	0	0	0	7-15	0-0	0	3.38	18
Feb 27	at Lipscomb		3.0	4	2	2	0	2	0	0	0	2	0	0	0	6-5	0-0	0	4.76	44
Mar 06	vs Campbell		1.0	1	0	0	0	1	0	0	0	0	0	0	0	11-5	0-0	0	4.05	13
Mar 11	at North Carolina		1.0	1	1	1	1	0	0	0	0	0	0	0	0	4-7	0-0	0	4.70	20
Mar 15	BUCKNELL		2.0	2	1	1	1	3	1	0	0	0	0	0	0	21-6	1-0	0	4.66	35
Mar 19	at Virginia Tech		2.1	4	5	5	1	1	1	0	1	0	0	0	0	6-22	1-0	0	7.50	44
Mar 25	CLEMSON-2		0.1	2	2	2	0	1	0	0	2	0	0	0	0	10-7	1-0	0	8.76	13
Mar 30	WEST VIRGINIA		1.2	2	0	0	1	2	0	0	0	0	0	0	0	9-6	2-0	0	7.71	30
Totals		0	14.0	18	13	12	4	13	2	0	5	2	0	0	0	77-84	2-0	0	7.71	-

DEVERUEX'S CAREER STATS																							
YEAR	ERA	W-L	GP	GS	CG	SHO	SV	IP	H	R	ER	BB	SO	2B	3B	HR	BF	BAVG	WP	HBP	BK	SFA	SHA
2019	6.27	2-0	24	0	0	0	0	33.0	39	25	23	21	37	9	1	2	160	.287	6	3	2	0	0
2020	18.90	0-0	4	0	0	0	0	3.1	12	8	7	4	4	0	0	0	28	.545	2	2	0	0	0
2022	7.71	2-0	9	0	0	0	0	14.0	18	13	12	4	13	2	0	5	60	.321	2	0	0	0	0
Total	7.51	4-0	37	0	0	0	0	50.1	69	46	42	29	54	11	1	7	248	.322	10	5	2	0	0



BROCK FRANKS

#11

INF • L/R • JR • 6-1 • 180
SAN DIEGO, CA. • NORTHWEST FLORIDA STATE



FRANKS' CAREER HIGHS	
Runs.....	2.....5x, last, at High Point, 3/9/22
Hits.....	3.....3x, last, at Virginia Tech, 3/19/22
2Bs.....	1.....11x, last, at High Point, 3/9/22
3Bs.....	1.....at Virginia Tech, 3/19/22
HRs.....	2.....at High Point, 3/9/22
RBI.....	4.....at High Point, 3/9/22
Walks.....	1.....19x, last, Bucknell, 3/15/22
Steals.....	1.....2x, last, No. 21 Miami, 3/10/21
Putouts.....	6.....No. 21 Miami, 3/10/21
Assists.....	9.....at No. 14 North Carolina, 3/11/22

#11 Brock Franks - 23 games (All games)

Date	Opponent	Pos	AB	R	H	RBI	2B	3B	HR	BB	SB	CS	HBP	SAC	SF	GDP	K	PO	A	E	Avg
Feb 18	vs Canisius	*ss	2	0	0	0	0	0	0	1	0	0	0	0	0	0	1	2	0	0	.000
Feb 19	vs Canisius-1	*ss	2	1	0	0	0	0	0	1	0	0	0	1	0	0	0	3	3	0	.000
Feb 19	vs Canisius-2	*ss	2	0	0	0	0	0	0	0	0	0	0	1	0	0	0	3	3	1	.000
Feb 20	vs Canisius	*ss	3	1	0	0	0	0	0	1	0	0	0	0	0	0	2	0	2	1	.000
Feb 25	vs Bradley	*ss	3	0	1	0	0	0	0	0	0	0	0	0	0	0	0	1	3	0	.083
Feb 26	vs Bradley	*ss	2	0	0	0	0	0	0	0	0	0	0	0	0	0	1	0	3	0	.071
Feb 26	at Lipscomb	*ss	3	1	2	3	0	0	1	0	0	0	1	0	0	0	1	2	0	0	.176
Feb 27	at Lipscomb	*ss	2	1	1	1	0	0	1	1	0	0	0	1	0	0	0	1	4	0	.211
Mar 04	vs Army	*ss	2	0	0	0	0	0	0	0	0	0	1	0	0	0	0	2	4	0	.190
Mar 05	vs Ohio State	*ss	4	2	2	2	1	0	1	0	0	0	0	0	0	0	1	1	2	0	.240
Mar 06	vs Campbell	*ss	5	0	0	1	0	0	0	0	0	0	0	0	0	1	0	1	5	1	.200
Mar 09	at High Point	*ss	5	2	3	4	1	0	2	0	0	0	0	0	0	0	0	0	1	0	.257
Mar 11	at North Carolina	*ss	4	0	0	0	0	0	0	0	0	0	0	0	0	0	2	2	9	2	.231
Mar 12	at North Carolina	*ss	4	0	0	0	0	0	0	0	0	0	0	0	0	0	2	0	1	3	.209
Mar 13	at North Carolina	*ss	2	1	0	0	0	0	0	1	0	0	0	0	0	0	1	3	3	0	.200
Mar 15	BUCKNELL	*ss	4	1	0	0	0	0	0	1	0	0	0	0	0	0	0	1	2	0	.184
Mar 16	YOUNGSTOWN STAT	*ss	2	0	0	0	0	0	0	0	0	0	0	1	0	0	0	2	1	0	.176
Mar 18	at Virginia Tech	*ss	4	0	0	0	0	0	0	0	0	0	0	0	0	0	0	2	1	0	.164
Mar 19	at Virginia Tech	*ss	5	1	3	1	0	1	0	0	0	0	0	0	0	0	0	3	1	0	.200
Mar 20	at Virginia Tech	*ss	2	0	0	0	0	0	0	0	0	0	1	0	0	0	1	0	1	0	.194
Mar 25	CLEMSON-1	*ss	4	1	1	1	0	0	1	0	0	1	0	0	0	0	1	0	1	0	.197
Mar 25	CLEMSON-2	*ss	5	1	1	0	0	0	0	0	0	0	0	0	0	0	1	0	1	0	.197
Mar 30	WEST VIRGINIA	*ss	5	1	1	3	0	0	1	0	0	0	0	0	0	1	1	1	4	1	.197
Totals		23gs	76	14	15	16	2	1	7	6	0	1	3	4	0	2	14	29	57	9	.197

On base pct. .282 • Slugging pct. .526

FRANKS' CAREER STATS																							
YEAR	AVG	GP-GS	AB	R	H	2B	3B	HR	RBI	TB	SLG%	BB	HP	SO	GDP	OB%	SF	SH	SB	PO	A	E	FLD%
2021	.217	42-42	138	16	30	9	0	1	12	42	.304	14	5	45	0	.308	2	5	2	62	114	7	.962
2022	.197	23-23	76	14	15	2	1	7	16	40	.526	6	3	14	2	.282	0	4	0	29	57	9	.905
Total	.210	65-65	214	30	45	11	1	8	28	82	.383	20	8	59	2	.299	2	9	2	91	171	16	.942



NICK GIAMARUSTI

#13

OF • R/R • FR • 6-0 • 183

CHICAGO, IL • NOTRE DAME

Pitt

ACC

GIAMARUSTI'S CAREER HIGHS

Runs.....
 Hits.....
 2Bs.....
 3Bs.....
 HRs.....
 RBI.....
 Walks.....
 Steals.....
 Putouts..... 1..... Bucknell, 3/15/22
 Assists.....

#13 Nick Giamarusti - 6 games (All games)

Date	Opponent	Pos	AB	R	H	RBI	2B	3B	HR	BB	SB	CS	HBP	SAC	SF	GDP	K	PO	A	E	Avg
Feb 20	vs Canisius	pr	0	0	0	0	0	0	0	0	0	0	0	0	0	0	0	0	0	0	.000
Feb 25	vs Bradley	pr	0	0	0	0	0	0	0	0	0	1	0	0	0	0	0	0	0	0	.000
Feb 26	vs Bradley	pr	0	0	0	0	0	0	0	0	0	0	0	0	0	0	0	0	0	0	.000
Mar 09	at High Point	of	0	0	0	0	0	0	0	0	0	0	0	0	0	0	0	0	0	0	.000
Mar 15	BUCKNELL	of	2	0	0	0	0	0	0	0	0	0	0	0	0	0	1	1	0	0	.000
Mar 16	YOUNGSTOWN STAT	dh	0	0	0	0	0	0	0	0	0	0	0	0	0	0	0	0	0	0	.000
Totals		Ogs	2	0	0	0	0	0	0	0	0	1	0	0	0	0	1	1	0	0	.000

On base pct. .000 • Slugging pct. .000

GIAMARUSTI'S CAREER STATS

YEAR	AVG	GP-GS	AB	R	H	2B	3B	HR	RBI	TB	SLG%	BB	HP	SO	GDP	OB%	SF	SH	SB	PO	A	E	FLD%
2022	.000	6-0	2	0	0	0	0	0	0	0	.000	0	0	1	0	.000	0	0	0	1	0	0	1.000
Total	.000	6-0	2	0	0	0	0	0	0	0	.000	0	0	1	0	.000	0	0	0	1	0	0	1.000



TATEM LEVINS

#14

C • L/R • JR • 6-0 • 206
LANGHORNE, PA • LaSALLE

Pitt

ACC

LEVINS' CAREER HIGHS (AT PITT)

Runs.....2.....5x, last, West Virginia, 3/30/22
 Hits.....4.....at High Point, 3/9/22
 2Bs.....1.....2x, last, vs. Army, 3/4/22
 3Bs.....1.....at Virginia Tech, 3/19/22
 HRs.....2.....Bucknell, 3/15/22
 RBI.....6.....vs. Campbell, 3/6/22
 Walks.....2.....3x, last, West Virginia, 3/30/22
 Steals.....
 Putouts.....18.....No. 20 Clemson (G2), 3/25/22
 Assists.....3.....vs. Army, 3/4/22

#14 Tatem Levins - 23 games (All games)

Date	Opponent	Pos	AB	R	H	RBI	2B	3B	HR	BB	SB	CS	HBP	SAC	SF	GDP	K	PO	A	E	Avg
Feb 18	vs Canisius	*c	2	1	1	2	0	0	1	2	0	0	0	0	0	0	0	13	1	0	.500
Feb 19	vs Canisius-1	*c	3	0	1	2	0	0	0	1	0	0	0	0	0	0	0	2	0	0	.400
Feb 19	vs Canisius-2	*dh	4	0	0	0	0	0	0	0	0	0	0	0	0	0	2	0	0	0	.222
Feb 20	vs Canisius	*c	3	1	2	1	1	0	0	2	0	0	0	0	0	0	1	6	0	0	.333
Feb 25	vs Bradley	*c	4	0	1	0	0	0	0	0	0	0	0	0	0	0	1	7	1	0	.312
Feb 26	vs Bradley	*c	4	0	0	0	0	0	0	0	0	0	0	0	0	0	0	9	2	0	.250
Feb 26	at Lipscomb	*dh	3	1	0	0	0	0	0	0	0	0	1	0	0	0	0	0	0	0	.217
Feb 27	at Lipscomb	*c	4	2	2	2	0	0	1	0	0	0	0	0	0	0	1	10	0	0	.259
Mar 04	vs Army	*c	4	2	2	1	1	0	1	0	0	0	0	0	0	1	0	6	3	0	.290
Mar 05	vs Ohio State	*dh	4	1	1	2	0	0	1	0	0	0	0	0	0	0	1	0	0	0	.286
Mar 06	vs Campbell	*c	5	2	3	6	0	0	1	0	0	0	0	0	0	0	0	6	0	0	.325
Mar 09	at High Point	*c	5	1	4	1	0	0	1	0	0	0	0	0	0	0	0	9	1	0	.378
Mar 11	at North Carolina	*c	4	1	2	0	0	0	0	1	0	1	0	0	0	0	1	3	1	0	.388
Mar 12	at North Carolina	*dh/c	5	0	0	0	0	0	0	0	0	0	0	0	0	0	1	0	0	0	.352
Mar 13	at North Carolina	*c	4	0	2	0	0	0	0	0	0	0	0	0	0	0	0	4	1	0	.362
Mar 15	BUCKNELL	*c	5	2	3	4	0	0	2	0	0	0	0	0	0	0	0	6	0	0	.381
Mar 16	YOUNGSTOWN STAT	*c	2	0	0	0	0	0	0	1	0	0	2	0	0	0	0	9	0	0	.369
Mar 18	at Virginia Tech	*c	3	0	0	0	0	0	0	1	0	0	0	0	0	0	1	13	1	0	.353
Mar 19	at Virginia Tech	*c	3	0	2	0	0	1	0	0	0	0	0	0	0	0	1	4	1	0	.366
Mar 20	at Virginia Tech	*c	4	0	0	0	0	0	0	0	0	0	0	0	0	0	1	9	0	0	.347
Mar 25	CLEMSON-1	*c	5	0	0	1	0	0	0	0	0	0	0	0	0	0	0	12	1	0	.325
Mar 25	CLEMSON-2	*c	3	0	1	1	0	0	0	0	0	0	1	0	1	1	0	18	0	0	.325
Mar 30	WEST VIRGINIA	*c	1	2	1	2	0	0	1	2	0	0	2	0	0	0	0	6	1	0	.333
Totals		23gs	84	16	28	25	2	1	9	10	0	1	6	0	1	2	11	152	14	0	.333

On base pct. .436 • Slugging pct. .702

LEVINS' CAREER STATS

YEAR	AVG	GP-GS	AB	R	H	2B	3B	HR	RBI	TB	SLG%	BB	HP	SO	GDP	OB%	SF	SH	SB	PO	A	E	FLD%
2022	.333	23-23	84	16	28	2	1	9	25	59	.702	10	6	11	2	.436	1	0	0	152	14	0	1.000
Total	.333	23-23	84	16	28	2	1	9	25	59	.702	10	6	11	2	.436	1	0	0	152	14	0	1.000



BRYCE HULETT

#15

 INF • L/L • SR • 6-2 • 200
 LAKE WALES, FL • LAKE WALES

HULETT'S CAREER HIGHS

Runs.....3.....2x, last, Bucknell, 3/15/22
 Hits.....3.....6x, last, No. 20 Clemson (G2), 3/25/22
 2Bs.....2.....No. 15 Miami, 4/9/21
 3Bs.....1.....2x, last, No. 20 Clemson (G2), 3/25/22
 HRs.....1.....9x, last, No. 20 Clemson (G2), 3/25/22
 RBI.....4.....No. 15 Miami, 4/11/21
 Walks.....3.....vs. Canisius, 2/20/22
 Steals.....1.....2x, last, West Virginia, 4/6/21
 Putouts.....14.....2x, last, vs. Canisius, 2/19/22
 Assists.....3.....No. 12 Notre Dame, 4/5/21

#15 Bryce Hulett - 23 games (All games)

Date	Opponent	Pos	AB	R	H	RBI	2B	3B	HR	BB	SB	CS	HBP	SAC	SF	GDP	K	PO	A	E	Avg
Feb 18	vs Canisius	*1b	4	0	1	0	0	0	0	0	0	0	0	0	0	0	0	4	1	0	.250
Feb 19	vs Canisius-1	*1b	2	2	1	1	1	0	0	2	0	0	0	0	0	1	0	14	0	0	.333
Feb 19	vs Canisius-2	*1b	4	0	0	0	0	0	0	0	0	0	0	0	0	0	2	9	1	0	.200
Feb 20	vs Canisius	*1b	1	0	0	1	0	0	0	3	0	0	0	0	1	0	0	8	0	1	.182
Feb 25	vs Bradley	*1b	3	1	2	0	0	0	0	0	0	0	1	0	0	0	0	9	0	0	.286
Feb 26	vs Bradley	*1b	3	0	1	0	0	0	0	1	0	0	0	0	0	1	0	11	0	0	.294
Feb 26	at Lipscomb	*1b	4	1	3	2	0	0	0	0	0	0	0	0	0	0	0	7	0	0	.381
Feb 27	at Lipscomb	*1b	3	1	1	1	0	0	1	0	0	0	0	1	0	0	0	12	0	0	.375
Mar 04	vs Army	*1b	3	0	1	0	0	0	0	1	0	0	0	0	0	1	0	11	0	0	.370
Mar 05	vs Ohio State	*1b	4	0	1	0	1	0	0	0	0	0	0	0	0	0	1	4	1	0	.355
Mar 06	vs Campbell	*1b	4	0	2	2	0	0	0	0	0	0	0	0	1	0	1	10	1	0	.371
Mar 09	at High Point	*1b	3	2	2	2	0	0	1	2	0	0	0	0	0	0	0	7	0	0	.395
Mar 11	at North Carolina	*1b	4	0	3	0	1	0	0	0	0	0	0	0	0	0	0	12	0	0	.429
Mar 12	at North Carolina	*1b	3	0	0	0	0	0	0	0	0	0	1	0	0	0	1	4	0	0	.400
Mar 13	at North Carolina	*1b	3	0	0	0	0	0	0	1	0	0	0	0	0	0	1	6	1	0	.375
Mar 15	BUCKNELL	*1b	5	3	3	1	0	0	0	1	0	0	0	0	0	0	0	9	1	0	.396
Mar 16	YOUNGSTOWN STAT	*1b	4	1	2	1	1	0	1	1	0	0	0	0	0	0	0	8	0	0	.404
Mar 18	at Virginia Tech	*1b	4	1	1	1	0	0	1	0	0	0	0	0	0	0	1	6	0	0	.393
Mar 19	at Virginia Tech	*1b	3	1	2	0	0	0	0	1	0	0	0	0	0	0	0	8	0	0	.406
Mar 20	at Virginia Tech	*1b	3	0	0	0	0	0	0	0	0	0	1	0	0	1	0	7	1	0	.388
Mar 25	CLEMSON-1	*1b	4	1	0	0	0	0	0	1	0	0	0	0	0	0	1	8	2	1	.366
Mar 25	CLEMSON-2	*1b	4	1	3	3	1	1	1	1	0	0	0	0	0	0	0	4	0	0	.387
Mar 30	WEST VIRGINIA	*1b	3	1	2	2	0	0	0	2	0	0	0	0	0	0	1	10	2	0	.397
Totals		23gs	78	16	31	17	5	1	5	17	0	0	3	1	2	4	9	188	11	2	.397

On base pct. .510 • Slugging pct. .679

HULETT'S CAREER STATS


YEAR	AVG	GP-GS	AB	R	H	2B	3B	HR	RBI	TB	SLG%	BB	HP	SO	GDP	OB%	SF	SH	SB	PO	A	E	FLD%
2020	.339	16-15	56	9	19	4	0	1	10	26	.464	4	3	12	0	.413	0	0	0	116	7	2	.984
2021	.247	43-43	154	17	38	8	1	3	27	57	.370	24	5	55	2	.364	1	0	2	377	17	1	.997
2022	.397	23-23	78	16	31	5	1	5	17	53	.679	17	3	9	4	.510	2	1	0	188	11	2	.990
Total	.306	82-81	288	42	88	17	2	9	54	136	.472	45	11	76	6	.415	3	1	2	681	35	5	.993



JOSH OVERBEEK

#17

UTL • S/R • FR • 6-1 • 197
CINCINNATI, OH • ANDERSON



OVERBEEK'S CAREER HIGHS	
Runs.....	
Hits.....	
2Bs.....	
3Bs.....	
HRs.....	
RBI.....	
Walks.....	
Steals.....	
Putouts..... 1.....	Bucknell, 3/15/22
Assists..... 1.....	2x, last, Bucknell, 3/15/22

#17 Josh Overbeek - 5 games (All games)

Date	Opponent	Pos	AB	R	H	RBI	2B	3B	HR	BB	SB	CS	HBP	SAC	SF	GDP	K	PO	A	E	Avg
Feb 18	vs Canisius	ph	1	0	0	0	0	0	0	0	0	0	0	0	0	0	1	0	0	0	.000
Feb 26	at Lipscomb	ph	1	0	0	0	0	0	0	0	0	0	0	0	0	0	1	0	0	0	.000
Mar 09	at High Point	3b	1	0	0	0	0	0	0	0	0	0	0	0	0	0	1	0	1	0	.000
Mar 15	BUCKNELL	3b	2	0	0	0	0	0	0	0	0	0	0	0	0	0	2	1	1	0	.000
Mar 19	at Virginia Tech	ph	1	0	0	0	0	0	0	0	0	0	0	0	0	0	0	0	0	0	.000
Totals		Ogs	6	0	0	0	0	0	0	0	0	0	0	0	0	0	5	1	2	0	.000

On base pct. .000 • Slugging pct. .000

OVERBEEK'S CAREER STATS																							
YEAR	AVG	GP-GS	AB	R	H	2B	3B	HR	RBI	TB	SLG%	BB	HP	SO	GDP	OB%	SF	SH	SB	PO	A	E	FLD%
2022	.000	5-0	6	0	0	0	0	0	0	0	.000	0	0	5	0	.000	0	0	0	1	2	0	1.000
Total	.000	5-0	6	0	0	0	0	0	0	0	.000	0	0	5	0	.000	0	0	0	1	2	0	1.000



JOHNNY LONG

#18

C • R/R • SO • 5-9 • 174
NAPLES, FL • FLORIDA GULF COAST

LONG'S CAREER HIGHS

Runs 1..... 2x, last, at No. 14 North Carolina, 3/12/22
 Hits 1..... at Lipscomb, 2/26/22
 2Bs 1..... at Lipscomb, 2/26/22
 3Bs
 HRs
 RBI 3..... at Lipscomb, 2/26/22
 Walks 1..... vs. Canisius (G2), 2/19/22
 Steals
 Putouts 12 at No. 14 North Carolina, 3/12/22
 Assists 1..... vs. Ohio State, 3/5/22

#18 Johnny Long - 6 games (All games)

Date	Opponent	Pos	AB	R	H	RBI	2B	3B	HR	BB	SB	CS	HBP	SAC	SF	GDP	K	PO	A	E	Avg
Feb 18	vs Canisius	c	1	0	0	0	0	0	0	0	0	0	0	0	0	1	0	3	0	0	.000
Feb 19	vs Canisius-2	*c	2	0	0	0	0	0	0	1	0	0	0	0	0	0	1	8	0	0	.000
Feb 26	at Lipscomb	*c	5	1	1	3	1	0	0	0	0	0	0	0	0	0	3	6	0	0	.125
Mar 05	vs Ohio State	*c	3	0	0	0	0	0	0	0	0	0	0	0	0	0	0	9	1	1	.091
Mar 09	at High Point	dh	1	0	0	0	0	0	0	0	0	0	0	0	0	0	1	0	0	0	.083
Mar 12	at North Carolina	*c	2	1	0	0	0	0	0	0	0	0	1	0	0	0	0	12	0	0	.071
Totals		4gs	14	2	1	3	1	0	0	1	0	0	1	0	0	1	5	38	1	1	.071

On base pct. .188 • Slugging pct. .143

LONG'S CAREER STATS

YEAR	AVG	GP-GS	AB	R	H	2B	3B	HR	RBI	TB	SLG%	BB	HP	SO	GDP	OB%	SF	SH	SB	PO	A	E	FLD%
2022	.071	6-4	14	2	1	1	0	0	3	2	.143	1	1	5	1	.188	0	0	0	38	1	1	.975
Total	.071	6-4	14	2	1	1	0	0	3	2	.143	1	1	5	1	.188	0	0	0	38	1	1	.975



LUKE LAMBERT

#19

 C • R/R • FR • 5-7 • 174
 McDONALD, PA • WEST ALLEGHENY

LAMBERT'S CAREER HIGHS

 Runs.....1.....Bucknell, 3/15/22
 Hits.....1.....5x, last, at Virginia Tech, 3/19/22
 2Bs.....
 3Bs.....
 HRs.....
 RBI.....
 Walks.....1.....at Bradley, 2/26/22
 Steals.....
 Putouts.....4.....at Virginia Tech, 3/19/22
 Assists.....

#19 Luke Lambert - 10 games (All games)

Date	Opponent	Pos	AB	R	H	RBI	2B	3B	HR	BB	SB	CS	HBP	SAC	SF	GDP	K	PO	A	E	Avg
Feb 18	vs Canisius	ph	1	0	1	0	0	0	0	0	0	0	0	0	0	0	0	0	0	0	1.000
Feb 20	vs Canisius	ph	1	0	1	0	0	0	0	0	0	0	0	0	0	0	0	0	0	0	1.000
Feb 26	vs Bradley	ph	0	0	0	0	0	0	0	1	0	0	0	0	0	0	0	0	0	0	1.000
Mar 05	vs Ohio State	ph	1	0	0	0	0	0	0	0	0	0	0	0	0	0	1	0	0	0	.667
Mar 09	at High Point	ph/c	1	0	0	0	0	0	0	0	0	0	0	0	0	0	0	3	0	0	.500
Mar 13	at North Carolina	ph	1	0	1	0	0	0	0	0	0	0	0	0	0	0	0	0	0	0	.600
Mar 15	BUCKNELL	c	2	1	1	0	0	0	0	0	0	0	0	0	0	0	0	3	0	0	.571
Mar 16	YOUNGSTOWN STAT	ph	1	0	0	0	0	0	0	0	0	0	0	0	0	0	1	0	0	0	.500
Mar 19	at Virginia Tech	ph/c	2	0	1	0	0	0	0	0	0	0	0	0	0	0	0	4	0	0	.500
Mar 20	at Virginia Tech	ph	1	0	0	0	0	0	0	0	0	0	0	0	0	0	1	0	0	0	.455
Totals		Ogs	11	1	5	0	0	0	0	1	0	0	0	0	0	0	3	10	0	0	.455

On base pct. .500 • Slugging pct. .455

LAMBERT'S CAREER STATS

YEAR	AVG	GP-GS	AB	R	H	2B	3B	HR	RBI	TB	SLG%	BB	HP	SO	GDP	OB%	SF	SH	SB	PO	A	E	FLD%
2022	.455	10-0	11	1	5	0	0	0	0	5	.455	1	0	3	0	.500	0	0	0	10	0	0	1.000
Total	.455	10-0	11	1	5	0	0	0	0	5	.455	1	0	3	0	.500	0	0	0	10	0	0	1.000



CAMERON BARTO

#20

 INF • S/R • R-SO • 5-11 • 175
 LANCASTER, PA • LANCASTER CATHOLIC

Pitt

ACC

BARTO'S CAREER HIGHS

 Runs.....3.....vs. Central Conn. State, 3/1/20
 Hits.....1.....2x, last, at Virginia Tech, 3/19/22
 2Bs.....1.....vs. Central Conn. State, 3/1/20
 3Bs.....--.....
 HRs.....--.....
 RBI.....1.....vs. Lehigh, 2/28/20
 Walks.....1.....2x, last, vs. Central Conn. State, 3/1/20
 Steals.....--.....
 Putouts.....2.....vs. Central Conn. State, 3/1/20
 Assists.....1.....2x, last, at High Point, 3/9/22

#20 Cameron Barto - 3 games (All games)

Date	Opponent	Pos	AB	R	H	RBI	2B	3B	HR	BB	SB	CS	HBP	SAC	SF	GDP	K	PO	A	E	Avg
Mar 09	at High Point	2b	1	0	0	0	0	0	0	0	0	0	0	0	0	0	0	0	1	0	.000
Mar 15	BUCKNELL	ph/2b	1	0	0	0	0	0	0	0	0	0	0	0	0	0	1	1	0	0	.000
Mar 19	at Virginia Tech	ph	1	1	1	0	0	0	0	0	0	0	0	0	0	0	0	0	0	0	.333
Totals		ogs	3	1	1	0	0	0	0	0	0	0	0	0	0	0	1	1	1	0	.333

On base pct. .333 • Slugging pct. .333

BARTO'S CAREER STATS



YEAR	AVG	GP-GS	AB	R	H	2B	3B	HR	RBI	TB	SLG%	BB	HP	SO	GDP	OB%	SF	SH	SB	PO	A	E	FLD%
2020	.250	4-1	4	4	1	1	0	0	1	2	.500	2	1	2	0	.571	0	0	0	2	2	0	1.000
2022	.333	3-0	3	1	1	0	0	0	0	1	.333	0	0	1	0	.333	0	0	0	1	1	0	1.000
Total	.286	7-1	7	5	2	1	0	0	1	3	.429	2	1	3	0	.500	0	0	0	3	3	0	1.000



KYLE HESS

#21

OF • L/R • JR • 6-0 • 190
MOUNT JOY, PA • DONEGAL



HESS' CAREER HIGHS	
Runs.....	3.....4x, last, Bucknell, 3/15/22
Hits.....	4.....No. 20 Clemson (G1), 3/25/22
2Bs.....	2.....3x, last, vs. Campbell, 3/6/22
3Bs.....	1.....6x, last, Bucknell, 3/15/22
HRs.....	1.....14x, last, at Virginia Tech, 3/20/22
RBI.....	6.....vs. Lehigh, 2/29/20
Walks.....	2.....5x, last, Bucknell, 3/15/22
Steals.....	1.....10x, last, at Virginia Tech, 3/19/22
Putouts.....	7.....at Virginia, 3/20/21
Assists.....	1.....4x, last, West Virginia, 3/30/22

#21 Kyle Hess - 23 games (All games)

Date	Opponent	Pos	AB	R	H	RBI	2B	3B	HR	BB	SB	CS	HBP	SAC	SF	GDP	K	PO	A	E	Avg
Feb 18	vs Canisius	*of	4	0	1	0	0	0	0	0	0	0	0	0	0	0	2	1	0	0	.250
Feb 19	vs Canisius-1	*of	3	1	1	1	1	0	0	0	0	0	1	0	0	0	2	2	0	0	.286
Feb 19	vs Canisius-2	*of/of	4	1	1	2	0	0	1	0	0	0	0	0	0	1	0	2	0	0	.273
Feb 20	vs Canisius	*of	5	0	2	2	0	0	0	0	0	0	0	0	0	0	0	3	0	0	.312
Feb 25	vs Bradley	*of	3	1	1	0	0	0	0	1	0	0	0	0	0	0	1	3	0	0	.316
Feb 26	vs Bradley	*of	4	1	1	1	0	0	1	0	0	0	0	0	0	0	1	2	0	1	.304
Feb 26	at Lipscomb	*of	3	3	3	3	0	0	1	1	1	0	0	0	0	0	0	0	0	0	.385
Feb 27	at Lipscomb	*of/of	3	1	1	0	0	0	0	1	0	0	0	0	0	0	2	0	0	0	.379
Mar 04	vs Army	*of	3	0	0	1	0	0	0	1	0	0	0	0	0	0	0	1	0	0	.344
Mar 05	vs Ohio State	*of	4	0	0	0	0	0	0	0	0	0	0	0	0	0	1	2	0	0	.306
Mar 06	vs Campbell	*of	4	1	2	1	2	0	0	1	0	0	0	0	0	0	1	2	0	0	.325
Mar 09	at High Point	*of	4	2	1	3	0	0	1	0	0	0	1	0	0	0	0	0	0	0	.318
Mar 11	at North Carolina	*of	4	0	0	0	0	0	0	0	0	0	0	0	0	0	0	0	0	0	.292
Mar 12	at North Carolina	*of	2	0	0	0	0	0	0	2	1	0	0	0	0	0	1	3	0	0	.280
Mar 13	at North Carolina	*of	4	0	0	0	0	0	0	0	0	0	0	0	0	0	2	1	0	0	.259
Mar 15	BUCKNELL	*of/of	5	3	2	4	0	1	1	2	0	0	0	0	0	0	0	0	0	0	.271
Mar 16	YOUNGSTOWN STAT	*of	4	0	1	0	0	0	0	1	0	0	0	0	0	0	0	1	0	0	.270
Mar 18	at Virginia Tech	*of/of	4	0	3	0	0	0	0	0	1	0	1	0	0	0	0	1	0	0	.299
Mar 19	at Virginia Tech	*of	4	1	2	0	1	0	0	0	0	0	0	0	0	0	0	2	0	0	.310
Mar 20	at Virginia Tech	*of	3	1	1	1	0	0	1	1	0	0	1	0	0	0	0	3	0	1	.311
Mar 25	CLEMSON-1	*of	5	2	4	0	1	0	0	0	0	0	0	0	0	0	0	3	0	0	.342
Mar 25	CLEMSON-2	*of	5	0	2	2	1	0	0	0	0	0	0	0	0	0	0	2	0	0	.345
Mar 30	WEST VIRGINIA	*of/of	5	1	0	0	0	0	0	0	0	0	1	0	0	0	1	4	1	0	.326
Totals		23gs	89	19	29	21	6	1	6	11	3	0	5	0	0	1	14	38	1	2	.326

On base pct. .429 • Slugging pct. .618

HESS' CAREER STATS																						
YEAR	AVG	GP-GS	AB	R	H	2B	3B	HR	RBI	TB	SLG%	BB	HP	SO	GDP	OB%	SF	SH	SB	PO	A	FLD%
2019	.254	40-38	138	11	35	6	2	2	33	51	.370	14	7	48	1	.348	2	2	3	0	0	.000
2020	.373	16-16	67	13	25	9	1	2	20	42	.627	6	0	19	0	.425	0	0	1	20	2	.880
2021	.263	43-43	175	29	46	11	3	5	33	78	.446	14	7	56	2	.337	3	0	3	51	1	.963
2022	.326	23-23	89	19	29	6	1	6	21	55	.618	11	5	14	1	.429	0	0	3	38	1	.951
Total	.288	122-120	469	72	135	32	7	15	107	226	.482	45	19	137	4	.370	5	2	10	109	4	.942



RON WASHINGTON JR.

#23

OF • R/R • SR • 6-1 • 215
HOUSTON, TX • RIDGE POINT



WASHINGTON JR.'S CAREER HIGHS

Runs	3	5x, last, Bucknell, 3/15/22
Hits	4	3x, last, Bucknell, 3/24/21
2Bs	3	vs. Miami, 3/30/19
3Bs	1	2x, last, at Boston College (G2), 4/7/18
HRs	1	26x, last, No. 20 Clemson (G2), 3/25/22
RBI	6	vs. Miami, 3/30/19
Walks	2	11x, last, Bucknell, 3/15/22
Steals	1	7x, last, at No. 14 North Carolina, 3/12/22
Putouts	4	5x, last, Youngstown State, 3/16/22
Assists	1	3x, last, No. 15 Miami, 4/10/21

#23 Ron Washington, Jr. - 18 games (All games)

Date	Opponent	Pos	AB	R	H	RBI	2B	3B	HR	BB	SB	CS	HBP	SAC	SF	GDP	K	PO	A	E	Avg
Feb 18	vs Canisius	*of	4	0	1	0	0	0	0	0	0	0	0	0	0	0	2	1	0	0	.250
Feb 19	vs Canisius-1	*of	4	0	1	1	0	0	0	0	0	0	0	0	0	0	1	0	0	0	.250
Feb 19	vs Canisius-2	*of	2	1	1	0	0	0	0	1	1	0	1	0	0	0	0	1	0	0	.300
Feb 25	vs Bradley	*of	4	1	1	2	0	0	1	0	0	0	0	0	0	0	0	0	0	0	.286
Feb 26	vs Bradley	*dh	2	0	1	1	0	0	0	1	0	0	1	0	0	0	0	0	0	0	.312
Mar 04	vs Army	ph	1	0	0	0	0	0	0	0	0	0	0	0	0	0	1	0	0	0	.294
Mar 09	at High Point	*of	5	3	1	2	1	0	0	1	1	0	0	0	0	0	2	1	0	0	.273
Mar 11	at North Carolina	*of	3	1	2	2	0	0	1	1	0	0	0	0	0	0	1	2	0	0	.320
Mar 12	at North Carolina	*of	4	1	1	0	1	0	0	0	1	0	0	0	0	0	2	0	0	0	.310
Mar 13	at North Carolina	*of	3	0	1	0	0	0	0	1	0	0	0	0	0	0	2	4	0	0	.312
Mar 15	BUCKNELL	*of	3	3	2	1	0	0	1	2	0	0	0	0	0	0	0	2	0	0	.343
Mar 16	YOUNGSTOWN STAT	*of	5	0	0	1	0	0	0	0	0	0	0	0	0	0	3	4	0	0	.300
Mar 18	at Virginia Tech	*of	3	1	1	2	0	0	1	1	0	0	0	0	0	0	1	2	0	0	.302
Mar 19	at Virginia Tech	*of	3	0	0	0	0	0	0	1	0	0	0	0	0	0	1	0	0	0	.283
Mar 20	at Virginia Tech	*of	4	0	1	0	0	0	0	0	0	0	0	0	0	0	1	2	0	0	.280
Mar 25	CLEMSON-1	*of	5	2	2	1	1	0	1	0	0	0	0	0	0	0	1	0	0	0	.291
Mar 25	CLEMSON-2	*of	5	2	2	1	1	0	1	0	0	0	0	0	0	0	2	0	0	0	.300
Mar 30	WEST VIRGINIA	*of	4	0	0	0	0	0	0	0	0	0	1	0	0	0	2	1	0	0	.281
Totals		17gs	64	15	18	14	4	0	6	9	3	0	3	0	0	0	22	20	0	0	.281

On base pct. .395 • Slugging pct. .625

WASHINGTON JR'S CAREER STATS

YEAR	AVG	GP-GS	AB	R	H	2B	3B	HR	RBI	TB	SLG%	BB	HP	SO	GDP	OB%	SF	SH	SB	PO	A	E	FLD%
2018	.284	54-51	201	20	57	7	2	6	33	86	.428	13	3	54	3	.333	2	2	2-2	21	1	0	1.000
2019	.306	39-39	144	23	44	17	0	2	19	67	.465	26	6	40	4	.429	1	0	0-0	53	1	1	.982
2020	.231	16-16	65	14	15	5	0	4	20	32	.492	8	2	26	2	.333	0	0	0	0	0	0	.000
2021	.292	43-43	171	27	50	8	0	8	30	82	.480	16	0	47	3	.346	4	0	2	33	1	0	1.000
2022	.281	18-17	64	15	18	4	0	6	14	40	.625	9	3	22	0	.395	0	0	3	20	0	0	1.000
Total	.285	170-166	645	99	184	41	2	26	116	307	.476	72	14	189	12	.366	7	2	7	127	3	1	.992



BEN DRAGANI

#24

P • L/L • R-JR • 6-4 • 238
BROOKFIELD, WI • MICHIGAN

Pitt

ACC

DRAGANI'S CAREER HIGHS/LOWS

IP..... 4.0 Bucknell, 3/15/22
 Hits..... 1 at High Point, 3/9/22
 Runs..... 0 at High Point, 3/9/22
 ER..... 0 at High Point, 3/9/22
 Walks..... 1 2x, last, at Virginia Tech, 3/19/22
 Ks..... 5 at High Point, 3/9/22
 Pitches..... 64 2x, last Bucknell, 3/15/22

SEASON

Wins..... 1 2022
 Saves

#24 Ben Dragani - 2 games (All games)

Date	Opponent	Pos	AB	R	H	RBI	2B	3B	HR	BB	SB	CS	HBP	SAC	SF	GDP	K	PO	A	E	Avg
Feb 27	at Lipscomb	*p	0	0	0	0	0	0	0	0	0	0	0	0	0	0	0	0	1	0	.000
Mar 30	WEST VIRGINIA	*p	0	0	0	0	0	0	0	0	0	0	0	0	0	0	0	0	1	0	.000
Totals		2gs	0	0	0	0	0	0	0	0	0	0	0	0	0	0	0	0	2	0	.000

On base pct. .000 • Slugging pct. .000

#24 Ben Dragani - 6 appearances (All games)

Date	Opponent	GS	IP	H	R	ER	BB	SO	2B	3B	HR	WP	BK	HBP	IBB	Score	W-L	Sv	ERA	NP
Feb 20	vs Canisius	*	3.1	4	5	4	5	2	1	0	0	0	0	1	0	7-15	0-1	0	10.80	64
Feb 27	at Lipscomb	*	2.0	2	2	2	4	2	1	0	0	1	0	1	1	6-5	0-1	0	10.12	44
Mar 09	at High Point	*	2.0	1	0	0	3	5	0	0	0	0	0	0	1	15-5	1-1	0	7.36	53
Mar 15	BUCKNELL	*	4.0	5	2	2	1	4	0	0	0	1	0	0	0	21-6	1-1	0	6.35	64
Mar 19	at Virginia Tech	*	0.0	1	2	2	1	0	1	0	0	1	0	0	0	6-22	1-1	0	7.94	9
Mar 30	WEST VIRGINIA	*	2.0	4	2	2	3	0	1	0	0	1	0	1	0	9-6	1-1	0	8.10	37
Totals		4	13.1	17	13	12	17	13	4	0	0	4	0	3	2	64-59	1-1	0	8.10	-

DRAGANI'S CAREER STATS

YEAR	ERA	W-L	GP	GS	CG	SHO	SV	IP	H	R	ER	BB	SO	2B	3B	HR	BF	BAVG	WP	HBP	BK	SFA	SHA
2022	8.10	1-1	6	4	0	0	0	13.1	17	13	12	17	13	4	0	0	76	.315	4	3	0	1	1
Total	8.10	1-1	6	4	0	0	0	13.1	17	13	12	17	13	4	0	0	76	.315	4	3	0	1	1



BARON STUART

#26

P • R/R • SR • 6-2 • 209

OKEECHOBEE, FL • USF

Pitt

ACC

STUART'S CAREER HIGHS/LOWS (AT PITT)

IP.....3.0.....at Virginia Tech, 3/18/22
 Hits.....0.....3x, last, West Virginia, 3/30/22
 Runs.....0.....5x, West Virginia, 3/30/22
 ER.....0.....6x, last, West Virginia, 3/30/22
 Walks.....0.....6x, last, West Virginia, 3/30/22
 Ks.....6.....at Virginia Tech, 3/18/22
 Pitches.....48.....vs. Canisius, 2/20/22

SEASON

Wins.....1.....2022
 Saves.....3.....2022

#26 Baron Stuart - 3 games (All games)

Date	Opponent	Pos	AB	R	H	RBI	2B	3B	HR	BB	SB	CS	HBP	SAC	SF	GDP	K	PO	A	E	Avg
Feb 25	vs Bradley	p	0	0	0	0	0	0	0	0	0	0	0	0	0	0	0	0	1	0	.000
Mar 16	YOUNGSTOWN STAT	p	0	0	0	0	0	0	0	0	0	0	0	0	0	0	0	0	2	0	.000
Mar 25	CLEMSON-1	p	0	0	0	0	0	0	0	0	0	0	0	0	0	0	0	1	1	0	.000
Totals		Ogs	0	0	0	0	0	0	0	0	0	0	0	0	0	0	0	1	4	0	.000

On base pct. .000 • Slugging pct. .000

#26 Baron Stuart - 11 appearances (All games)

Date	Opponent	GS	IP	H	R	ER	BB	SO	2B	3B	HR	WP	BK	HBP	IBB	Score	W-L	Sv	ERA	NP
Feb 20	vs Canisius		1.1	5	5	0	2	3	0	0	0	1	1	0	0	7-15	0-0	0	0.00	48
Feb 25	vs Bradley		2.0	2	1	1	0	2	0	0	1	0	0	1	0	4-3	0-0	0	2.70	31
Feb 27	at Lipscomb		2.0	0	0	0	0	4	0	0	0	0	0	0	0	6-5	1-0	0	1.69	21
Mar 04	vs Army		0.2	3	3	3	1	1	2	0	0	0	0	1	0	3-5	1-1	0	6.00	25
Mar 09	at High Point		1.1	1	0	0	1	3	0	0	0	0	0	0	0	15-5	1-1	0	4.91	35
Mar 13	at North Carolina		1.1	3	2	2	1	1	2	0	0	0	0	0	1	2-9	1-2	0	6.23	25
Mar 16	YOUNGSTOWN STAT		2.1	3	1	1	1	2	0	0	1	0	0	0	0	2-5	1-2	0	5.73	32
Mar 18	at Virginia Tech		3.0	3	1	1	0	6	0	0	0	0	0	0	0	4-3	1-2	1	5.14	47
Mar 25	CLEMSON-1		2.0	1	0	0	0	4	0	0	0	0	0	0	0	8-0	1-2	1	4.50	20
Mar 25	CLEMSON-2		2.0	0	0	0	0	5	0	0	0	0	0	0	0	10-7	1-2	2	4.00	26
Mar 30	WEST VIRGINIA		1.1	0	0	0	0	2	0	0	0	0	0	0	0	9-6	1-2	3	3.72	17
Totals		0	19.1	21	13	8	6	33	4	0	2	1	1	2	1	70-63	1-2	3	3.72	-

STUART'S CAREER STATS

YEAR	ERA	W-L	GP	GS	CG	SHO	SV	IP	H	R	ER	BB	SO	2B	3B	HR	BF	BAVG	WP	HBP	BK	SFA	SHA
2022	3.72	1-2	11	0	0	0	3	19.1	21	13	8	6	33	4	0	2	87	.266	1	2	1	0	0
Total	3.72	1-2	11	0	0	0	3	19.1	21	13	8	6	33	4	0	2	87	.266	1	2	1	0	0



HAYDEN SUMMERS

#27

P • R/R • SO • 5-10 • 175
GREENSBORO, NC • WALTERS STATE CC

SUMMERS' CAREER HIGHS/LOWS (AT PITT)

IP.....3.1.....vs. Campbell, 3/6/22
Hits.....0.....Youngstown State, 3/16/22
Runs.....0.....3x, last, Youngstown State, 3/16/22
ER.....0.....4x, last, Youngstown State, 3/16/22
Walks.....0.....4x, last, at Virginia Tech, 3/19/22
Ks.....4.....2x, last, at No. 14 North Carolina, 3/12/22
Pitches.....50.....at No. 14 North Carolina, 3/12/22

SEASON

Wins.....1.....2022
Saves.....2.....2022

#27 Hayden Summers - 6 appearances (All games)

Date	Opponent	GS	IP	H	R	ER	BB	SO	2B	3B	HR	WP	BK	HBP	IBB	Score	W-L	Sv	ERA	NP
Feb 19	vs Canisius-2		2.0	1	0	0	0	4	0	0	0	0	0	0	0	4-0	0-0	1	0.00	40
Feb 25	vs Bradley		2.0	2	1	0	1	1	1	0	0	0	0	0	0	4-3	0-0	2	0.00	44
Mar 05	vs Ohio State		3.1	1	0	0	1	3	0	0	0	0	0	0	0	6-5	1-0	2	0.00	38
Mar 12	at North Carolina		2.2	3	1	1	0	4	0	0	1	1	0	1	0	3-4	1-1	2	0.90	50
Mar 16	YOUNGSTOWN STAT		1.0	0	0	0	0	1	0	0	0	0	0	0	0	2-5	1-1	2	0.82	11
Mar 20	at Virginia Tech		1.0	5	4	4	0	0	3	0	1	0	0	0	0	1-7	1-1	2	3.75	16
Totals		0	12.0	12	6	5	2	13	4	0	2	1	0	1	0	20-24	1-1	2	3.75	-

SUMMERS' CAREER STATS

YEAR	ERA	W-L	GP	GS	CG	SHO	SV	IP	H	R	ER	BB	SO	2B	3B	HR	BF	BAVG	WP	HBP	BK	SFA	SHA
2022	3.75	1-1	6	0	0	0	2	12.0	12	6	5	2	13	4	0	2	53	.245	1	1	0	1	0
Total	3.75	1-1	6	0	0	0	2	12	12	6	5	2	13	4	0	2	53	.245	1	1	0	1	0



JONATHAN BAUTISTA

#29

P • R/R • FR • 6-3 • 202
PHILADELPHIA, PA • SPRINGSIDE CHESNUT HILL



BAUTISTA'S CAREER HIGHS/LOWS	
IP.....	2.0.....Bucknell, 3/15/22
Hits.....	0.....2x, last, at High Point, 3/9/22
Runs.....	0.....2x, last, at Virginia Tech, 3/19/22
ER.....	0.....2x, last, at Virginia Tech, 3/19/22
Walks.....	1.....at Lipscomb, 2/27/22
Ks.....	2.....2x, last, at Virginia Tech, 3/19/22
Pitches.....	50.....Bucknell, 3/15/22
SEASON	
Wins.....	
Saves.....	

#29 Jonathan Bautista - 1 game (All games)

Date	Opponent	Pos	AB	R	H	RBI	2B	3B	HR	BB	SB	CS	HBP	SAC	SF	GDP	K	PO	A	E	Avg
Feb 27	at Lipscomb	p	0	0	0	0	0	0	0	0	0	0	0	0	0	0	0	0	1	0	.000
Totals		Ogs	0	0	0	0	0	0	0	0	0	0	0	0	0	0	0	0	1	0	.000

On base pct. .000 • Slugging pct. .000

#29 Jonathan Bautista - 5 appearances (All games)

Date	Opponent	GS	IP	H	R	ER	BB	SO	2B	3B	HR	WP	BK	HBP	IBB	Score	W-L	Sv	ERA	NP
Feb 19	vs Canisius-1		1.0	0	0	0	2	2	0	0	0	0	0	0	0	12-2	0-0	0	0.00	27
Feb 27	at Lipscomb		0.1	1	1	1	1	0	0	0	0	1	0	0	0	6-5	0-0	0	6.75	12
Mar 09	at High Point		0.1	0	2	2	3	1	0	0	0	0	0	0	0	15-5	0-0	0	16.20	22
Mar 15	BUCKNELL		2.0	2	2	2	3	1	0	0	0	0	0	1	0	21-6	0-0	0	12.27	50
Mar 19	at Virginia Tech		0.2	1	0	0	2	2	1	0	0	0	0	0	0	6-22	0-0	0	10.38	22
Totals		0	4.1	4	5	5	11	6	1	0	0	1	0	1	0	60-40	0-0	0	10.38	-

BAUTISTA'S CAREER STATS																							
YEAR	ERA	W-L	GP	GS	CG	SHO	SV	IP	H	R	ER	BB	SO	2B	3B	HR	BF	BAVG	WP	HBP	BK	SFA	SHA
2022	10.38	0-0	5	0	0	0	0	4.1	4	5	5	11	6	1	0	0	29	.267	1	1	0	1	1
Total	10.38	0-0	5	0	0	0	0	4.1	4	5	5	11	6	1	0	0	29	.267	1	1	0	1	1



TYLER KENNEDY

#30

P • R/R • FR • 6-3 • 223
COLUMBIA, SC • GEORGIA PREMIER ACADEMY



KENNEDY'S CAREER HIGHS/LOWS

IP.....2.2.....Youngstown State, 3/16/22
Hits.....0.....Youngstown State, 3/16/22
Runs.....0.....Youngstown State, 3/16/22
ER.....0.....Youngstown State, 3/16/22
Walks.....2.....at High Point, 3/9/22
Ks.....4.....Youngstown State, 3/16/22
Pitches.....55.....Youngstown State, 3/16/22

SEASON

Wins.....
Saves.....

#30 Tyler Kennedy - 3 appearances (All games)

Date	Opponent	GS	IP	H	R	ER	BB	SO	2B	3B	HR	WP	BK	HBP	IBB	Score	W-L	Sv	ERA	NP
Feb 20	vs Canisius		1.1	1	2	2	3	1	0	0	1	0	0	0	0	7-15	0-0	0	13.50	37
Mar 09	at High Point	*	1.2	1	3	3	2	1	1	0	0	1	0	2	0	15-5	0-0	0	15.00	41
Mar 16	YOUNGSTOWN STAT	*	2.2	0	0	0	3	4	0	0	0	2	0	1	0	2-5	0-0	0	7.94	55
Totals		2	5.2	2	5	5	8	6	1	0	1	3	0	3	0	24-25	0-0	0	7.94	-

KENNEDY'S CAREER STATS																							
YEAR	ERA	W-L	GP	GS	CG	SHO	SV	IP	H	R	ER	BB	SO	2B	3B	HR	BF	BAVG	WP	HBP	BK	SFA	SHA
2022	7.94	0-0	3	2	0	0	0	5.2	2	5	5	8	6	1	0	1	30	.118	3	3	0	1	1
Total	7.94	0-0	3	2	0	0	0	5.2	2	5	5	8	6	1	0	1	30	.118	3	3	0	1	1



BILLY CORCORAN

#32

P • R/R • JR • 6-8 • 220
MILMONT PARK, PA • MALVERN PREP

CORCORAN'S CAREER HIGHS/LOWS

IP..... 6.2 vs. No. 11 North Carolina 5/11/19, G2
Hits..... 1..... 4x, last at No. 20 NC State 3/10/19
Runs..... 0 9x, last vs. Indiana State, 2/21/21
ER..... 0 10x, last vs. Indiana State, 2/21/21
Walks..... 0 11x, last, at Virginia Tech, 3/19/22
Ks..... 9..... 2x, last vs. Central Conn. State, 2/28/20
Pitches..... 99 at Duke 4/6/19, G2

SEASON

Wins..... 2..... 2022, 2020 and 2019
Saves..... n/a..... --

#32 Billy Corcoran - 5 games (All games)

Date	Opponent	Pos	AB	R	H	RBI	2B	3B	HR	BB	SB	CS	HBP	SAC	SF	GDP	K	PO	A	E	Avg
Feb 19	vs Canisius-1	*p	0	0	0	0	0	0	0	0	0	0	0	0	0	0	0	0	3	0	.000
Feb 26	vs Bradley	*p	0	0	0	0	0	0	0	0	0	0	0	0	0	0	0	0	2	0	.000
Mar 06	vs Campbell	*p	0	0	0	0	0	0	0	0	0	0	0	0	0	0	0	1	1	0	.000
Mar 13	at North Carolina	*p	0	0	0	0	0	0	0	0	0	0	0	0	0	0	0	1	0	0	.000
Mar 20	at Virginia Tech	*p	0	0	0	0	0	0	0	0	0	0	0	0	0	0	0	2	0	0	.000
Totals		5gs	0	0	0	0	0	0	0	0	0	0	0	0	0	0	0	4	6	0	.000

On base pct. .000 • Slugging pct. .000

#32 Billy Corcoran - 5 appearances (All games)

Date	Opponent	GS	IP	H	R	ER	BB	SO	2B	3B	HR	WP	BK	HBP	IBB	Score	W-L	Sv	ERA	NP
Feb 19	vs Canisius-1	*	6.0	6	2	2	2	0	0	0	0	0	0	0	0	12-2	1-0	0	3.00	87
Feb 26	vs Bradley	*	6.0	4	3	3	0	7	1	0	0	0	0	1	0	2-3	1-1	0	3.75	83
Mar 06	vs Campbell	*	6.0	8	5	5	0	4	2	0	2	0	0	0	0	11-5	2-1	0	5.00	92
Mar 13	at North Carolina	*	6.0	7	2	2	2	2	1	0	1	0	0	0	0	2-9	2-1	0	4.50	83
Mar 20	at Virginia Tech	*	6.0	7	3	3	0	6	1	0	1	0	0	0	0	1-7	2-2	0	4.50	94
Totals		5	30.0	32	15	15	4	19	5	0	4	0	0	1	0	28-26	2-2	0	4.50	-

CORCORAN'S CAREER STATS

YEAR	ERA	W-L	GP	GS	CG	SHO	SV	IP	H	R	ER	BB	SO	2B	3B	HR	BF	BAVG	WP	HBP	BK	SFA	SHA
2019	3.80	2-6	20	11	0	0/0	0	68.2	64	37	29	26	54	15	2	2	305	.247	5	8	1	6	6
2020	3.97	2-0	4	4	0	0	0	22.2	16	11	10	5	28	2	0	4	90	.190	2	0	0	0	1
2021	5.84	0-2	4	4	0	0	0	12.1	16	12	8	4	9	3	0	5	58	.314	0	1	0	1	1
2022	4.50	2-2	5	5	0	0	0	30.0	32	15	15	4	19	5	0	4	128	.267	0	1	0	2	1
Total	4.17	6-10	33	24	0	0	0	133.2	128	75	62	39	110	25	2	15	581	.249	7	10	1	9	9



JACK ANDERSON

#33

1B/C • R/R • JR • 6-3 • 217
MARS, PA • STATE COLLEGE OF FLORIDA

Pitt

ACC

ANDERSON'S CAREER HIGHS (AT PITT)

Runs 3..... Bucknell, 3/15/22
 Hits 3..... Bucknell, 3/15/22
 2Bs 1..... 3x, last, West Virginia, 3/30/22
 3Bs
 HRs 2..... Bucknell, 3/15/22
 RBI 6..... Bucknell, 3/15/22
 Walks 3..... vs. Canisius, 2/20/22
 Steals
 Putouts 2..... at High Point, 3/9/22
 Assists

#33 Jack Anderson - 21 games (All games)

Date	Opponent	Pos	AB	R	H	RBI	2B	3B	HR	BB	SB	CS	HBP	SAC	SF	GDP	K	PO	A	E	Avg
Feb 18	vs Canisius	ph	0	1	0	0	0	0	0	1	0	0	0	0	0	0	0	0	0	0	.000
Feb 19	vs Canisius-1	*dh	3	2	2	1	0	0	1	1	0	0	0	0	0	0	0	0	0	0	.667
Feb 20	vs Canisius	*dh	2	1	1	1	0	0	0	3	0	0	0	0	0	0	1	0	0	0	.600
Feb 25	vs Bradley	*dh	3	0	0	0	0	0	0	1	0	0	0	0	0	0	2	0	0	0	.375
Feb 26	vs Bradley	ph	1	0	0	0	0	0	0	0	0	0	0	0	0	0	0	0	0	0	.333
Feb 26	at Lipscomb	ph/1b	1	0	1	1	0	0	0	0	0	0	0	0	0	0	0	0	0	0	.400
Feb 27	at Lipscomb	*dh	3	0	0	0	0	0	0	1	0	0	0	0	0	0	1	0	0	0	.308
Mar 04	vs Army	*dh	2	0	0	1	0	0	0	1	0	0	0	0	1	0	1	0	0	0	.267
Mar 06	vs Campbell	*dh	5	2	2	0	1	0	0	0	0	0	0	0	0	0	0	0	0	0	.300
Mar 09	at High Point	ph/1b	1	0	0	0	0	0	0	0	0	0	0	0	0	0	0	2	0	0	.286
Mar 11	at North Carolina	of	1	0	0	0	0	0	0	0	0	0	0	0	0	0	1	0	0	0	.273
Mar 12	at North Carolina	ph	1	0	1	0	0	0	0	0	0	0	0	0	0	0	0	0	0	0	.304
Mar 13	at North Carolina	*dh	4	0	0	0	0	0	0	0	0	0	0	0	0	0	3	0	0	0	.259
Mar 15	BUCKNELL	*dh	5	3	3	6	0	0	2	1	0	0	0	0	0	0	1	0	0	0	.312
Mar 16	YOUNGSTOWN STAT	*dh	3	0	0	0	0	0	0	0	0	0	1	0	0	0	1	0	0	0	.286
Mar 18	at Virginia Tech	*dh	2	0	1	1	0	0	0	1	0	0	0	0	1	0	0	0	0	0	.297
Mar 19	at Virginia Tech	*dh	5	1	2	2	0	0	1	0	0	0	0	0	0	1	1	0	0	0	.310
Mar 20	at Virginia Tech	*dh	4	0	1	0	0	0	0	0	0	0	0	0	0	0	1	0	0	0	.304
Mar 25	CLEMSON-1	*dh	4	0	2	1	1	0	0	0	0	0	0	0	0	0	0	0	0	0	.320
Mar 25	CLEMSON-2	*dh	4	2	2	1	0	0	1	1	0	0	0	0	0	0	1	0	0	0	.333
Mar 30	WEST VIRGINIA	*dh	5	1	2	1	1	0	0	0	0	0	0	0	0	0	2	0	0	0	.339
Totals		15gs	59	13	20	16	3	0	5	11	0	0	1	0	2	1	16	2	0	0	.339

On base pct. .438 • Slugging pct. .644

ANDERSON'S CAREER STATS

YEAR	AVG	GP-GS	AB	R	H	2B	3B	HR	RBI	TB	SLG%	BB	HP	SO	GDP	OB%	SF	SH	SB	PO	A	E	FLD%
2022	.339	21-15	59	13	20	3	0	5	16	38	.644	11	1	16	1	.438	2	0	0	2	0	0	1.000
Total	.339	21-15	59	13	20	3	0	5	16	38	.644	11	1	16	1	.438	2	0	0	2	0	0	1.000



DYLAN LESTER

#36

RHP • R/R • R-SR • 6-1 • 210
BRENHAM, TX • BRENHAM

Pitt

ACC

LESTER'S CAREER HIGHS

IP..... 3.0.....2x, last at Duke, 3/7/21
Hits..... 0.....6x, last, West Virginia, 3/30/22
Runs..... 0.....13x, last, West Virginia, 3/30/22
ER..... 0.....13x, last, West Virginia, 3/30/22
Walks..... 0.....15x, last, West Virginia, 3/30/22
Ks..... 5.....2x, at No. 9 Florida State, 2/28/21
Pitches..... 51..... at No. 7 Georgia Tech, 3/14/21

SEASON

Wins.....
Saves..... 1.....2021

#36 Dylan Lester - 1 game (All games)

Date	Opponent	Pos	AB	R	H	RBI	2B	3B	HR	BB	SB	CS	HBP	SAC	SF	GDP	K	PO	A	E	Avg
Mar 19	at Virginia Tech	p	0	0	0	0	0	0	0	0	0	0	0	0	0	0	0	0	1	0	.000
Totals		Ogs	0	0	0	0	0	0	0	0	0	0	0	0	0	0	0	0	1	0	.000

On base pct. .000 • Slugging pct. .000

#36 Dylan Lester - 7 appearances (All games)

Date	Opponent	GS	IP	H	R	ER	BB	SO	2B	3B	HR	WP	BK	HBP	IBB	Score	W-L	Sv	ERA	NP
Feb 18	vs Canisius		2.0	2	2	2	0	4	0	0	1	0	0	0	0	3-11	0-0	0	9.00	32
Feb 20	vs Canisius		0.2	3	2	2	0	0	0	0	0	0	0	0	0	7-15	0-0	0	13.50	21
Feb 27	at Lipscomb		1.1	1	0	0	0	0	0	0	0	0	0	0	0	6-5	0-0	0	9.00	13
Mar 09	at High Point		2.0	1	0	0	1	1	1	0	0	0	0	0	0	15-5	0-0	0	6.00	22
Mar 13	at North Carolina		0.2	3	1	1	0	1	0	0	0	0	0	0	0	2-9	0-0	0	6.75	17
Mar 19	at Virginia Tech		2.0	3	3	3	0	3	0	0	3	0	0	0	0	6-22	0-0	0	8.31	32
Mar 30	WEST VIRGINIA		1.0	0	0	0	0	0	0	0	0	0	0	0	0	9-6	0-0	0	7.45	12
Totals		0	9.2	13	8	8	1	9	1	0	4	0	0	0	0	48-73	0-0	0	7.45	-

LESTER'S CAREER STATS

YEAR	ERA	W-L	GP	GS	CG	SHO	SV	IP	H	R	ER	BB	SO	2B	3B	HR	BF	BAVG	WP	HBP	BK	SFA	SHA
2020	4.00	0-0	6	0	0	0	0	9.0	6	4	4	5	8	1	0	0	38	.207	1	2	0	1	1
2021	7.06	0-0	15	1	0	0	1	21.2	21	17	17	11	27	6	0	4	101	.253	2	6	0	0	1
2022	7.45	0-0	7	0	0	0	0	9.2	13	8	8	1	9	1	0	4	43	.310	0	0	0	0	0
Total	6.47	0-0	28	1	0	0	1	40.1	40	29	29	17	44	8	0	8	182	.260	3	8	0	1	2



C.J. MCKENNITT

#38

P • R/R • JR • 6-2 • 210
CONCORD, MA • ST. MARK'S



MCKENNITT'S CAREER HIGHS

IP.....2.2.....Lipscomb, 4/13/21
Hits.....0.....10x, last, West Virginia, 3/30/22
Runs.....0.....13x, last, West Virginia, 3/30/22
ER.....0.....14x, last, West Virginia, 3/30/22
Walks.....0.....8x, last, at Virginia Tech, 3/19/22
Ks.....4.....vs. Bradley, 2/26/22
Pitches.....41.....No. 20 Clemson (G2), 3/25/22

SEASON

Wins.....1.....2021
Saves.....

#38 C.J. McKennitt - 1 game (All games)

Date	Opponent	Pos	AB	R	H	RBI	2B	3B	HR	BB	SB	CS	HBP	SAC	SF	GDP	K	PO	A	E	Avg
Mar 16	YOUNGSTOWN STAT	p	0	0	0	0	0	0	0	0	0	0	0	0	0	0	0	0	1	0	.000
Totals		Ogs	0	0	0	0	0	0	0	0	0	0	0	0	0	0	0	0	1	0	.000

On base pct. .000 • Slugging pct. .000

#38 C.J. McKennitt - 11 appearances (All games)

Date	Opponent	GS	IP	H	R	ER	BB	SO	2B	3B	HR	WP	BK	HBP	IBB	Score	W-L	Sv	ERA	NP
Feb 18	vs Canisius		1.0	3	3	3	1	0	0	0	1	0	0	0	0	3-11	0-0	0	27.00	28
Feb 20	vs Canisius		0.2	1	0	0	0	0	0	0	0	0	0	0	0	7-15	0-0	0	16.20	4
Feb 26	vs Bradley		2.0	2	0	0	0	4	0	0	0	1	0	0	0	2-3	0-0	0	7.36	30
Mar 04	vs Army		0.2	0	0	0	1	0	0	0	0	0	0	0	0	3-5	0-0	0	6.23	11
Mar 06	vs Campbell		1.0	0	0	0	0	1	0	0	0	0	0	0	0	11-5	0-0	0	5.06	9
Mar 11	at North Carolina		1.0	2	1	0	1	1	0	0	0	0	0	0	0	4-7	0-0	0	4.26	21
Mar 13	at North Carolina		0.0	0	2	2	2	0	0	0	0	0	0	0	0	2-9	0-0	0	7.11	10
Mar 16	YOUNGSTOWN STAT		1.1	1	1	1	0	0	0	0	1	0	0	0	0	2-5	0-0	0	7.04	14
Mar 20	at Virginia Tech		1.0	0	0	0	0	2	0	0	0	0	0	0	0	1-7	0-0	0	6.23	12
Mar 25	CLEMSON-2		1.2	2	4	4	2	3	2	0	0	1	1	1	0	10-7	0-0	0	8.71	41
Mar 30	WEST VIRGINIA		0.2	0	0	0	1	1	0	0	0	0	0	0	0	9-6	0-0	0	8.18	17
Totals		0	11.0	11	11	10	8	12	2	0	2	2	1	1	0	54-80	0-0	0	8.18	-

MCKENNITT'S CAREER STATS

YEAR	ERA	W-L	GP	GS	CG	SHO	SV	IP	H	R	ER	BB	SO	2B	3B	HR	BF	BAVG	WP	HBP	BK	SFA	SHA
2020	6.75	0-1	6	0	0	0	0	6.2	10	8	5	3	6	2	0	2	35	.323	0	1	0	0	0
2021	8.16	1-1	13	0	0	0	0	14.1	9	13	13	19	18	2	1	1	74	.173	3	2	0	0	1
2022	8.18	0-0	11	0	0	0	0	11.0	11	11	10	8	12	2	0	2	53	.256	2	1	1	1	0
Total	7.88	1-2	30	0	0	0	0	32	30	32	28	30	36	6	1	5	162	.238	5	4	1	1	1



CJ FUNK

#39

OF • R/R • SO • 6-0 • 215
BELLEFONTE, PA • BELLEFONTE AREA

Pitt

ACC

FUNK'S CAREER HIGHS

Runs.....3.....2x, last, Bucknell, 3/15/22
 Hits.....3.....at High Point, 3/9/22
 2Bs.....2.....at High Point, 3/9/22
 3Bs.....1.....at Lipscomb, 2/26/22
 HRs.....1.....at Virginia Tech, 3/19/22
 RBI.....4.....at Lipscomb, 2/26/22
 Walks.....3.....West Virginia, 3/30/22
 Steals.....1.....at No. 14 North Carolina, 3/11/22
 Putouts.....6.....vs. Ohio State, 3/5/22
 Assists.....1.....at Lipscomb, 2/27/22

#39 CJ Funk - 20 games (All games)

Date	Opponent	Pos	AB	R	H	RBI	2B	3B	HR	BB	SB	CS	HBP	SAC	SF	GDP	K	PO	A	E	Avg
Feb 18	vs Canisius	*dh	3	0	0	0	0	0	0	0	0	0	1	0	0	0	3	0	0	0	.000
Feb 19	vs Canisius-2	*of	2	1	1	0	0	0	0	1	0	0	0	0	0	0	1	1	0	0	.200
Feb 20	vs Canisius	*of	5	0	1	1	0	0	0	0	0	0	0	0	0	0	2	4	0	0	.200
Feb 26	vs Bradley	*of	4	0	0	0	0	0	0	0	0	0	0	0	0	0	2	0	0	0	.143
Feb 26	at Lipscomb	*of	3	3	2	4	0	1	0	2	0	0	0	0	0	0	1	1	0	0	.235
Feb 27	at Lipscomb	*of	3	0	0	0	0	0	0	1	0	0	0	0	0	0	1	1	1	0	.200
Mar 04	vs Army	*of	4	0	0	0	0	0	0	0	0	0	0	0	0	0	3	0	0	0	.167
Mar 05	vs Ohio State	*of	2	1	0	0	0	0	0	1	0	0	1	0	0	0	1	6	0	0	.154
Mar 06	vs Campbell	*of	3	0	2	0	0	0	0	1	0	0	1	0	0	0	1	0	0	0	.207
Mar 09	at High Point	*dh	5	1	3	2	2	0	0	0	0	0	0	0	0	0	2	0	0	0	.265
Mar 11	at North Carolina	*dh	4	1	0	0	0	0	0	0	1	0	0	0	0	0	0	0	0	0	.237
Mar 13	at North Carolina	ph	0	0	0	0	0	0	0	1	0	0	0	0	0	0	0	0	0	0	.237
Mar 15	BUCKNELL	*of	2	3	2	1	1	0	0	2	0	0	0	0	0	0	0	0	0	0	.275
Mar 16	YOUNGSTOWN STAT	*of	2	0	1	0	0	0	0	2	0	0	0	0	0	0	0	3	0	0	.286
Mar 18	at Virginia Tech	*of	4	0	0	0	0	0	0	0	0	0	0	0	0	0	3	2	0	0	.261
Mar 19	at Virginia Tech	*of	3	1	1	1	0	0	1	0	0	0	0	0	0	0	1	3	0	0	.265
Mar 20	at Virginia Tech	*of	2	0	0	0	0	0	0	2	0	0	0	0	0	0	0	1	0	0	.255
Mar 25	CLEMSON-1	*of	2	1	1	1	0	0	0	2	0	0	0	0	0	0	0	1	0	0	.264
Mar 25	CLEMSON-2	*of	2	1	1	0	0	0	0	2	0	0	0	0	0	0	0	1	0	0	.273
Mar 30	WEST VIRGINIA	*of	2	0	0	0	0	0	0	3	0	0	0	0	0	0	2	1	0	0	.263
Totals		19gs	57	13	15	10	3	1	1	20	1	0	3	0	0	0	23	25	1	0	.263

On base pct. .475 • Slugging pct. .404

FUNK'S CAREER STATS

YEAR	AVG	GP-GS	AB	R	H	2B	3B	HR	RBI	TB	SLG%	BB	HP	SO	GDP	OB%	SF	SH	SB	PO	A	E	FLD%
2021	.000	8-0	7	1	0	0	0	0	0	0	.000	0	1	6	0	.125	0	0	0	0	0	0	.000
2022	.263	20-19	57	13	15	3	1	1	10	23	.404	20	3	23	0	.475	0	0	1	25	1	0	1.000
Total	.234	28-19	64	14	15	3	1	1	10	23	.359	20	4	29	0	.443	0	0	1	25	1	0	1.000



RYAN MILLER

#43

P • R/R • JR • 6-1 • 217
BLANDON, PA • NORTH CAROLINA CENTRAL



MILLER'S CAREER HIGHS/LOWS (AT PITT)

IP.....1.2.....3x, last, West Virginia, 3/30/22
Hits.....0.....at High Point, 3/9/22
Runs.....0.....at High Point, 3/9/22
ER.....0.....at High Point, 3/9/22
Walks.....1.....at High Point, 3/9/22
Ks.....2.....2x, last, Youngstown State, 3/16/22
Pitches.....27.....West Virginia, 3/30/22

SEASON

Wins.....
Saves.....

#43 Ryan Miller - 1 game (All games)

Date	Opponent	Pos	AB	R	H	RBI	2B	3B	HR	BB	SB	CS	HBP	SAC	SF	GDP	K	PO	A	E	Avg
Mar 16	YOUNGSTOWN STAT	p	0	0	0	0	0	0	0	0	0	0	0	0	0	0	0	0	1	0	.000
Totals		Ogs	0	0	0	0	0	0	0	0	0	0	0	0	0	0	0	0	1	0	.000

On base pct. .000 • Slugging pct. .000

#43 Ryan Miller - 3 appearances (All games)

Date	Opponent	GS	IP	H	R	ER	BB	SO	2B	3B	HR	WP	BK	HBP	IBB	Score	W-L	Sv	ERA	NP
Mar 09	at High Point		1.2	0	0	0	1	2	0	0	0	0	0	0	0	15-5	0-0	0	0.00	24
Mar 16	YOUNGSTOWN STAT		1.2	2	3	3	1	2	1	0	1	0	0	0	1	2-5	0-1	0	8.10	24
Mar 30	WEST VIRGINIA		1.2	3	4	4	2	0	0	0	1	0	0	1	0	9-6	0-1	0	12.60	27
Totals		0	5.0	5	7	7	4	4	1	0	2	0	0	1	1	26-16	0-1	0	12.60	-

MILLER'S CAREER STATS

YEAR	ERA	W-L	GP	GS	CG	SHO	SV	IP	H	R	ER	BB	SO	2B	3B	HR	BF	BAVG	WP	HBP	BK	SFA	SHA
2022	12.60	0-1	3	0	0	0	0	5.0	5	7	7	4	4	1	0	2	24	.278	0	1	0	1	0
Total	12.60	0-1	3	0	0	0	0	5	5	7	7	4	4	1	0	2	24	.278	0	1	0	1	0



MATT GILBERTSON

#45

P • R/R • SR • 6-0 • 190
HENDERSON, NV • GREEN VALLEY

Pitt

ACC

GILBERTSON'S CAREER HIGHS/LOWS

IP..... 9.0 vs. NC State, 5/27/21
Hits..... 3..... 2x, last, vs. Bradley, 2/25/22
Runs..... 0 5x, last, West Virginia, 3/30/22
ER..... 0 7x, last, West Virginia, 3/30/22
Walks..... 0 6x, last, vs. Canisius, 2/18/22
Ks..... 10 2x, last, vs. NC State, 5/27/21
Pitches 134 vs. NC State, 5/27/21

SEASON

Wins..... 6..... 2021
Saves

#45 Matt Gilbertson - 4 games (All games)

Date	Opponent	Pos	AB	R	H	RBI	2B	3B	HR	BB	SB	CS	HBP	SAC	SF	GDP	K	PO	A	E	Avg
Feb 18	vs Canisius	*p	0	0	0	0	0	0	0	0	0	0	0	0	0	0	0	1	0	0	.000
Feb 25	vs Bradley	*p	0	0	0	0	0	0	0	0	0	0	0	0	0	0	0	0	1	0	.000
Mar 04	vs Army	*p	0	0	0	0	0	0	0	0	0	0	0	0	0	0	0	0	1	0	.000
Mar 25	CLEMSON-1	*p	0	0	0	0	0	0	0	0	0	0	0	0	0	0	0	1	0	0	.000
Totals		4gs	0	0	0	0	0	0	0	0	0	0	0	0	0	0	0	2	2	0	.000

On base pct. .000 • Slugging pct. .000

#45 Matt Gilbertson - 6 appearances (All games)

Date	Opponent	GS	IP	H	R	ER	BB	SO	2B	3B	HR	WP	BK	HBP	IBB	Score	W-L	Sv	ERA	NP
Feb 18	vs Canisius	*	4.0	8	4	3	0	9	2	0	0	0	0	0	0	3-11	0-1	0	6.75	82
Feb 25	vs Bradley	*	5.0	3	1	0	3	4	0	0	0	1	0	1	0	4-3	1-1	0	3.00	93
Mar 04	vs Army	*	6.2	7	2	2	3	6	1	0	0	1	0	0	0	3-5	1-1	0	2.87	88
Mar 11	at North Carolina	*	5.2	7	5	4	2	1	0	0	1	0	1	0	0	4-7	1-2	0	3.80	86
Mar 18	at Virginia Tech	*	6.0	6	2	2	1	7	1	0	2	0	0	0	0	4-3	2-2	0	3.62	94
Mar 25	CLEMSON-1	*	7.0	5	0	0	1	9	2	0	0	0	0	0	0	8-0	3-2	0	2.88	99
Totals		6	34.1	36	14	11	10	36	6	0	3	2	1	1	0	26-29	3-2	0	2.88	-

GILBERTSON'S CAREER STATS

YEAR	ERA	W-L	GP	GS	CG	SHO	SV	IP	H	R	ER	BB	SO	2B	3B	HR	BF	BAVG	WP	HBP	BK	SFA	SHA
2020	1.12	2-1	4	4	0	0	0	24.0	26	9	3	6	20	1	0	1	102	.271	5	0	0	0	0
2021	4.45	6-5	13	13	1	0	0	85.0	90	44	42	20	72	20	3	8	363	.269	8	5	0	2	1
2022	2.88	3-2	6	6	0	0	0	34.1	36	14	11	10	36	6	0	3	146	.269	2	1	1	0	1
Total	3.52	11-8	23	23	1	0	0	143.1	152	67	56	36	128	27	3	12	611	.269	15	6	1	2	2



QUIN KONUSZEWSKI

#46

P • L/L • FR • 5-11 • 182

SAGINAW, MI • HERITAGE

Pitt

ACC

KONUSZEWSKI'S CAREER HIGHS

IP.....1.0.....2x, last, vs. Campbell, 3/6/22
 Hits.....0.....4x, last, West Virginia, 3/30/22
 Runs.....0.....4x, last, West Virginia, 3/30/22
 ER.....0.....4x, last, West Virginia, 3/30/22
 Walks.....0.....3x, last, West Virginia, 3/30/22
 Ks.....1.....3x, last, at Virginia Tech, 3/19/22
 Pitches.....26.....at Virginia Tech, 3/19/22

#46 Quin Konuszewski - 2 games (All games)

Date	Opponent	Pos	AB	R	H	RBI	2B	3B	HR	BB	SB	CS	HBP	SAC	SF	GDP	K	PO	A	E	Avg
Mar 06	vs Campbell	p	0	0	0	0	0	0	0	0	0	0	0	0	0	0	0	0	1	0	.000
Mar 30	WEST VIRGINIA	p	0	0	0	0	0	0	0	0	0	0	0	0	0	0	0	1	0	0	.000
Totals		Ogs	0	0	0	0	0	0	0	0	0	0	0	0	0	0	0	1	1	0	.000

On base pct. .000 • Slugging pct. .000

#46 Quin Konuszewski - 7 appearances (All games)

Date	Opponent	GS	IP	H	R	ER	BB	SO	2B	3B	HR	WP	BK	HBP	IBB	Score	W-L	Sv	ERA	NP
Feb 18	vs Canisius		1.0	1	1	1	1	0	0	0	0	1	0	0	0	3-11	0-0	0	9.00	18
Feb 27	at Lipscomb		0.1	0	0	0	1	1	0	0	0	0	0	0	0	6-5	0-0	0	6.75	8
Mar 06	vs Campbell		1.0	1	0	0	0	0	1	0	0	0	0	0	0	11-5	0-0	0	3.86	15
Mar 11	at North Carolina		0.1	0	0	0	0	1	0	0	0	0	0	0	0	4-7	0-0	0	3.38	6
Mar 13	at North Carolina		0.0	0	2	2	2	0	0	0	0	0	0	0	0	2-9	0-0	0	10.12	11
Mar 19	at Virginia Tech		0.1	2	5	5	3	1	0	0	0	0	0	0	0	6-22	0-0	0	24.00	26
Mar 30	WEST VIRGINIA		0.2	0	0	0	0	0	0	0	0	0	0	0	0	9-6	0-0	0	19.64	9
Totals		0	3.2	4	8	8	7	3	1	0	0	1	0	0	0	41-65	0-0	0	19.64	-

KONUSZEWSKI'S CAREER STATS

YEAR	ERA	W-L	GP	GS	CG	SHO	SV	IP	H	R	ER	BB	SO	2B	3B	HR	BF	BAVG	WP	HBP	BK	SFA	SHA
2022	19.64	0-0	7	0	0	0	0	3.2	4	8	8	7	3	1	0	0	22	.267	1	0	0	0	0
Total	19.64	0-0	7	0	0	0	0	3.2	4	8	8	7	3	1	0	0	22	.267	1	0	0	0	0



LOGAN EVANS

#55

P • R/R • SO • 6-3 • 223

SALINE, MI • PENN STATE

Pitt

ACC

EVAN'S CAREER HIGHS/LOWS (AT PITT)

IP..... 7.0..... 2x, last, at Lipscomb, 2/26/22
 Hits..... 3..... 2x, last, No. 20 Clemson (G2), 3/25/22
 Runs..... 0..... 2x, last, at Lipscomb, 2/26/22
 ER..... 0..... 2x, last, at Lipscomb, 2/26/22
 Walks..... 0..... vs. Ohio State, 3/5/22
 Ks..... 9..... No. 20 Clemson (G2), 3/25/22
 Pitches..... 100..... at No. 14 North Carolina, 3/12/22

SEASON

Wins..... 3..... 2021
 Saves.....

#55 Logan Evans - 4 games (All games)

Date	Opponent	Pos	AB	R	H	RBI	2B	3B	HR	BB	SB	CS	HBP	SAC	SF	GDP	K	PO	A	E	Avg
Feb 19	vs Canisius-2	*p	0	0	0	0	0	0	0	0	0	0	0	0	0	0	0	0	1	0	.000
Mar 05	vs Ohio State	*p	0	0	0	0	0	0	0	0	0	0	0	0	0	0	0	2	0	2	.000
Mar 12	at North Carolina	*p	0	0	0	0	0	0	0	0	0	0	0	0	0	0	0	0	1	0	.000
Mar 25	CLEMSON-2	*p	0	0	0	0	0	0	0	0	0	0	0	0	0	0	0	0	1	0	.000
Totals		4gs	0	0	0	0	0	0	0	0	0	0	0	0	0	0	0	2	3	2	.000

On base pct. .000 • Slugging pct. .000

#55 Logan Evans - 6 appearances (All games)

Date	Opponent	GS	IP	H	R	ER	BB	SO	2B	3B	HR	WP	BK	HBP	IBB	Score	W-L	Sv	ERA	NP
Feb 19	vs Canisius-2	*	7.0	4	0	0	1	4	1	0	0	0	0	1	0	4-0	1-0	0	0.00	76
Feb 26	at Lipscomb	*	7.0	3	0	0	1	6	2	0	0	0	0	0	0	16-0	2-0	0	0.00	81
Mar 05	vs Ohio State	*	5.2	7	5	4	0	5	0	0	1	1	0	0	0	6-5	2-0	0	1.83	86
Mar 12	at North Carolina	*	5.2	4	3	3	3	8	0	0	1	2	0	1	0	3-4	2-0	0	2.49	100
Mar 19	at Virginia Tech	*	2.2	9	7	7	1	2	3	0	2	2	0	0	1	6-22	2-1	0	4.50	60
Mar 25	CLEMSON-2	*	5.0	3	1	1	2	9	0	0	1	0	0	0	0	10-7	3-1	0	4.09	89
Totals		6	33.0	30	16	15	8	34	6	0	5	5	0	2	1	45-38	3-1	0	4.09	-

EVANS' CAREER STATS

YEAR	ERA	W-L	GP	GS	CG	SHO	SV	IP	H	R	ER	BB	SO	2B	3B	HR	BF	BAVG	WP	HBP	BK	SFA	SHA
2022	4.09	3-1	6	6	1	1	0	33.0	30	16	15	8	34	6	0	5	140	.236	5	2	0	2	1
Total	4.09	3-1	6	6	1	1	0	33	30	16	15	8	34	6	0	5	140	.236	5	2	0	2	1