



Pitt



21 22



media guide



QUICK FACTS

GENERAL INFORMATION

Location Pittsburgh, Pa.
 Founded 1787
 Affiliation NCAA Division I
 Conference Atlantic Coast (ACC)
 Enrollment 34,580
 Colors Blue (PMS 661) & Yellow (PMS 1235)
 Nickname Panthers
 Mascot Roc
 Home Arena (Capacity) Petersen Events Center (12,508)

UNIVERSITY ATHLETICS PERSONNEL

Chancellor Dr. Patrick Gallagher (Benedictine, Pitt, 1991)
 Athletic Director Heather Lyke (Michigan, 1992)
 WBB Sport Administrator Chris Hoppe (Wisconsin, 2000)
 Senior Woman Administrator Jen Tuscano (Pitt-Johnstown, 1999)

TEAM INFORMATION

2020-21 Overall Record 5-14
 2020-21 Overall Record Breakdown 3-7 (H), 2-6 (A), 0-1 (N)
 2020-21 ACC Record 3-12
 2020-21 ACC Record Breakdown 1-6 (H), 2-6 (A)
 ACC Regular Season Finish 12th
 ACC Tournament Finish 0-1, first round
 Letterwinners Returning/Lost 12/3
 Starters Returning/Lost 4/1
 Newcomers 2

TEAM HISTORY

First Season of Basketball 1974-75
 All-Time Overall Record 637-715 (.471, 47 seasons)
 All-Time ACC Record 28-101 (.217, eight seasons)
 All-Time NCAA Tournament Record 6-4
 All-Time ACC Tournament Record 2-8
 Petersen Events Center Record 148-137 (.519, 19 seasons)
 NCAA Appearances/Last Four/2015
 WNIT Appearances/Last Five/2010

BASKETBALL STAFF

Head Coach Lance White (Texas Tech, 1996)
 Seasons at Pitt Entering 4th Season
 Career Record/Years 21-60 (3)
 Record at Pitt/Years 21-60 (3)
 Career NCAA Appearances as Head Coach 0
 NCAA Appearances as Pitt Head Coach 0
 Associate Head Coach Terri Mitchell (Duquesne, 1989)
 Seasons at Pitt 4th
 Assistant Coach Josh Petersen (Florida State, 2012)
 Seasons at Pitt 4th
 Assistant Coach Brianna Kiesel (Pitt, 2015)
 Seasons at Pitt 1st
 Director of Operations Ali Hoesly (Rutgers, 2016)
 Seasons at Pitt 4th
 Director of Video & Player Performance Bryce Agler (Wittenberg, 2014)
 Seasons at Pitt 1st
 Director of Recruiting Operations Kaila Ealey (NC State, 2019)
 Seasons at Pitt 1st
 Director of Creative Content Maurice Victor II (Liberty, 2020)
 Seasons at Pitt 1st
 Athletic Trainer Brittany Buchheit
 Academic Coordinator Tilly Sheets
 Equipment Manager Alec Kopatich
 Administrative Assistant Felisha Hamiel
 Women's Basketball Phone (412) 648-8360
 Women's Basketball Fax (412) 648-9152
 Ticket Office Phone (412) 648-PITT (Petersen Events Center)

MEDIA RELATIONS

WBB Contact Louie Spina
 Email lspina@athletics.pitt.edu
 Cell Phone (716) 429-5464
 Media Relations Fax (412) 648-8248
 Mailing Address P.O. Box 7436, Pittsburgh, PA 15213-0436
 Overnight Address 3719 Terrace St., Pittsburgh, PA 15261
 Website www.pittsburghpanthers.com
 Facebook www.facebook.com/pittwomensbasketball
 Twitter/Instagram @Pitt_WBB



2021-22 ROSTER

NUMERICAL

NO.	NAME	HT.	POS.	YR.	HOMETOWN / HIGH SCHOOL (LAST SCHOOL)
0	Sandrine Clesca	5-9	G	So.	Laval, Quebec, Canada / Winston-Salem Christian School
1	Dayshanette Harris	5-7	G	Jr.	Youngstown, Ohio / Ursuline
2	Liatu King	6-0	G	So.	Washington, D.C. / Bishop McNamara
3	Taisha Exanor	6-0	G	So.	Chateauguay, Quebec, Canada / Dawson College
4	Emy Hayford	5-8	G	Jr.	Maastricht, Netherlands / Calandlyceum
5	Amber Brown	6-0	G	Jr.	Monroe, Louisiana / Little Rock Christian Academy
10	Ismini Prapa	5-7	G	Sr.	Athens, Greece / American Community School of Athens
13	Tracey Hueston	6-2	F	So.	Roanoke, Virginia / Northside
14	Cynthia Ezeja	6-3	F	R-So.	Athens, Greece / 20th High School of Athens
15	Mary Dunn	6-3	F	Gr.	Washington, PA / Trinity (Youngstown State)
20	Jayla Everett	5-10	G	Sr.	St. Louis, Missouri / Kirkwood (New Mexico)
21	Maliyah Johnson	6-0	G/F	Fr.	Columbus, OH / Africentric Early College
23	Rita Igbokwe	6-4	F	Jr.	Jonesboro, Georgia / Mundy's Mill
31	Destiny Strother	5-9	G	Jr.	Flint, Michigan / Carman-Ainsworth (Marquette)

ALPHABETICAL

NO.	NAME	HT.	POS.	YR.	HOMETOWN / HIGH SCHOOL (LAST SCHOOL)
5	Amber Brown	6-0	G	Jr.	Monroe, Louisiana / Little Rock Christian Academy
0	Sandrine Clesca	5-9	G	So.	Laval, Quebec, Canada / Winston-Salem Christian School
15	Mary Dunn	6-3	F	Gr.	Washington, PA / Trinity (Youngstown State)
20	Jayla Everett	5-10	G	Sr.	St. Louis, Missouri / Kirkwood (New Mexico)
3	Taisha Exanor	6-0	G	So.	Chateauguay, Quebec, Canada / Dawson College
14	Cynthia Ezeja	6-3	F	R-So.	Athens, Greece / 20th High School of Athens
1	Dayshanette Harris	5-7	G	Jr.	Youngstown, Ohio / Ursuline
4	Emy Hayford	5-8	G	Jr.	Maastricht, Netherlands / Calandlyceum
13	Tracey Hueston	6-2	F	So.	Roanoke, Virginia / Northside
23	Rita Igbokwe	6-4	F	Jr.	Jonesboro, Georgia / Mundy's Mill
21	Maliyah Johnson	6-0	G/F	Fr.	Columbus, Ohio / Africentric Early College
2	Liatu King	6-0	G	So.	Washington, D.C. / Bishop McNamara
10	Ismini Prapa	5-7	G	Sr.	Athens, Greece / American Community School of Athens
31	Destiny Strother	5-9	G	Jr.	Flint, Michigan / Carman-Ainsworth (Marquette)

STAFF

Lance White - Head Coach
 Terri Mitchell - Associate Head Coach
 Josh Petersen - Assistant Coach
 Brianna Kiesel - Assistant Coach
 Ali Hoesly - Director of Operations
 Bryce Agler - Director of Video & Player Performance
 Kaila Ealey - Director of Recruiting Operations
 Maurice Victor II - Director of Creative Content
 Brittany Buchheit - Athletic Trainer

PRONUNCIATIONS

Dayshanette Harris Day-sha-net
Liatu King Lee-uh-two
Taisha Exanor Tie-E-sha Ex-ah-nor
Emy Hayford Amy
Ismini Prapa Is-Me-Knee Prop-Ah
Tracey Hueston Houston
Cynthia Ezeja Eh-zay-zuh
Maliyah Johnson Muh - lee - uh
Rita Igbokwe Ig-Bock-Way
Destiny Strother Struh-ther



MEET THE PANTHERS



0
SANDRINE CLESCA | G | SO
 Laval, Quebec, Canada
 Winston-Salem Christian School



1
DAYSHYANETTE HARRIS | G | JR
 Youngstown, Ohio
 Ursuline



2
LIATU KING | G | SO
 Washington, DC
 Bishop McNamara



3
TAISHA EXANOR | G | SO
 Chateaugay, Quebec, Canada
 Dawson College



4
EMY HAYFORD | G | JR
 Maastricht, Netherlands
 Calandlyceum



5
AMBER BROWN | F | JR
 Monroe, Louisiana
 Little Rock Christian Academy



10
ISMINI PRAPA | G | SR
 Athens, Greece
 American Community School of
 Athens



13
TRACEY HUESTON | F | SO
 Roanoke, VA
 Northside



14
CYNTHIA EZEJA | F | R-SO
 Athens, Greece
 20th High School of Athens



15
MARY DUNN | F | GR
 Washington, PA
 Trinity (Youngstown State)



20
JAYLA EVERETT | G | SR
 St. Louis, Missouri
 Kirkwood (New Mexico)



21
MALIYAH JOHNSON | G | FR
 Columbus, Ohio
 Africentric Early College



23
RITA IGBOKWE | C | JR
 Jonesboro, Georgia
 Mundy's Mill



31
DESTINY STROTHER | G | JR
 Flint, Michigan
 Carman-Ainsworth (Marquette)



LANCE WHITE
 Head Coach | 4th Season



TERRI MITCHELL
 Associate HC | 4th Season



JOSH PETERSEN
 Assistant Coach | 4th Season



BRIANNA KIESEL
 Assistant Coach | 1st Season

SQUAD BREAKDOWN

2020-21 STARTERS RETURNING (4)

Name	Ht.	Cl.	Pos.	GP/GS	PPG	RPG	Other
Dayshyanette Harris	5-7	Jr.	G	15/15	12.4	4.3	Led Pitt in assists (4.7 apg). Highest season assist average for Pitt since 2002-03
Jayla Everett	5-10	Sr.	G	19/19	15.4	2.2	All-ACC Honorable Mention. Highest scoring transfer in program history (15.4 ppg)
Amber Brown	6-0	Jr.	F	19/19	7.3	6.1	Ranked second on the team in rebounding (6.1 rpg) and third in scoring (7.3 ppg)
Rita Igbokwe	6-4	Jr.	C	19/16	5.0	6.2	Led the team in rebounding (6.2 rpg), blocks (29) and field goal percentage (50.6%)

OTHER PLAYERS RETURNING (5)

Name	Ht.	Cl.	Pos.	GP/GS	PPG	RPG	Other
Destiny Strother	5-9	Jr.	G	19/0	5.9	1.7	Ranked second on the team in three-pointers (29)
Liatu King	6-0	So.	G/F	19/0	5.0	4.6	Shot 46% from the floor while grabbing 5+ board eight times off the bench
Emy Hayford	5-8	So.	G	19/3	3.5	2.3	Ranked third on the team in assists (39)
Sandrine Clesca	5-9	So.	G	11/3	3.1	1.1	Started final three games and averaged 6.7 ppg, 2.0 rpg over her starts
Cynthia Ezeja	6-3	R-So.	F	17/4	2.9	5.9	Ranked third on the team in rebounding (5.9 rpg)
Taisha Exanor	6-0	So.	G	16/0	2.3	1.4	Had two games with a career-high nine points
Tracey Hueston	6-2	So.	F	16/0	2.0	1.4	Scored at least one basket in nine games and one blocked shot in six games
Ismini Prapa	5-7	Sr.	G	0/0	0.0	0.0	Missed the 2020-21 season due to torn ACL

NEWCOMERS (2)

Name	Ht.	Cl.	Pos.	Hometown / High School / Last School
------	-----	-----	------	--------------------------------------

Mary Dunn	6-3	Gr.	F	Washington, PA / Trinity / Youngstown State
-----------	-----	-----	---	---

Two-time All-Horizon League member. Posted a career-high 16.4 ppg and 5.9 rpg in 2020-21. Finished her YSU career with 1,299 points, 540 rebounds, 91 blocks and 75 assists while shooting 53.2% from the floor

Maliyah Johnson	6-0	Fr.	F	Columbus, OH / Africentric Early College
-----------------	-----	-----	---	--

Finished off her senior season averaging 18.0 ppg while earning Third Team All-Ohio honors

STARTERS LOST (1)

Name	Ht.	Cl.	Pos.	GP/GS	PPG	APG	Other
Gabbie Green	5-7	Sr.	G	17/16	5.9	1.8	Team captain. Ranked third on the team with 25 three-pointers

OTHER LOSSES (2)

Name	Ht.	Cl.	Pos.	GP/GS	PPG	RPG	Other
Cara Judkins	6-2	Sr.	C	3/0	2.3	4.3	Appeared in 79 games, making 49 starts in her career.
Marcella Lamark	6-4	Sr.	C	0/0	0.0	0.0	Played in 22 games at Pitt, scoring 60 points.



LANCE WHITE

HEAD COACH | 4TH SEASON

HOMETOWN: Spur, TX
EDUCATION: Texas Tech '96 - B.S. in exercise and sport science; Texas Tech '98 - M.S. in sports administration
FAMILY: Wife - Melanie, two children - Quentin and Vivian

MAJOR ACCOLADES:

- Women's Basketball Coaches Association (WBCA) National Assistant Coach of the Year (2017)

CAREER HIGHLIGHTS:

- Led Panthers to just their second ACC Tournament win in program history in 2019-20
- Reached at least NCAA Tournament second round 20 times
- Five NCAA Elite Eight appearances
- Five NCAA Sweet 16 appearances
- Back-to-back ACC Regular Season Co-Championships (2009, 2010)
- Back-to-back Big 12 Tournament Championships (1998, 1999)
- Three consecutive Big 12 Regular Season Championships (1998, 1999, 2000)
- At Florida State: 10 WNBA Draft picks, 37 All-ACC awards, Eight ACC All-Defensive awards

Lance White enters his fourth season at the helm of the Panthers in 2021-22 after being named as the ninth head coach in Pitt women's basketball history on April 19, 2018.

The 2020-21 campaign was an interesting one for all involved but the Panthers continued to forge ahead on the court. White's offense continued their steady improvement as they finished the season averaging 64.3 points per game during ACC contests, their highest per game average since joining the conference in 2013-14. The offense also netted 70+ points five times and 80+ points twice, the most by Pitt since joining the ACC.

Junior transfer **Jayla Everett** was able to make an immediate impact for the Panthers as she led the team in scoring (15.4 ppg) and three-pointers (52). Her 15.4 ppg was the highest per game average by a Pitt transfer in program history while also leading all ACC newcomers. Everett also earned Honorable Mention All-ACC honors, marking the first player under Coach White to earn All-Conference recognition and just the second in program history (Brianna Kiesel).

Off the court in 2020-21, sophomore **Dayshanette Harris** claimed her second straight Academic All-ACC award while the Panthers posted a 3.16 team GPA. Pitt also had eight ACC Honor Roll members, the most since 2016-17.

During the 2019-20 season, White's second season in charge, the Panthers showed growth in every part of the program and it was capped with an ACC Tournament victory over the defending ACC Champions, Notre Dame. The win over the Irish marked just the Panthers second ACC Tournament win in program history as freshman sensation **Dayshanette Harris** knocked down the game-winning jumper with just 2.7 seconds left in the game. With the win, Pitt handed Notre Dame just their second loss in ACC Tournament history.

The foundation for the Pitt program was laid in season two as White's "First Class" of seven student-athletes made huge impacts that will shape the program for years to come. The Pitt freshman class of Harris, **Amber Brown, Emy Hayford and Rita Igbokwe** was not only the best freshman class in the ACC but they were one of the best in the NCAA. The quartet averaged 31.0 points/game combined, the most ever by a Pitt freshman class.

The youthful Panthers roster during the 2019-20 campaign was able to gain loads of experience that will help down the road as Pitt was the only team in the ACC to start five newcomers, doing so in the final seven games of the season.

White signed his highest ranking recruiting class for the 2020-21 campaign as he will have five newcomers to the lineup, three freshman and two transfer student-athletes. The three freshman joining the program are **Tracey Hueston**, the 73rd ranked recruit in the 2020 class, **Liatu King** and **Taisha Exanor**. Hueston is the highest rated recruit for the Panthers since joining the ACC



while King and Exanor are both three-star prospects with winning pedigrees.

Also joining the 2020 class will be New Mexico transfer **Jayla Everett** who earned the Mountain West Freshman of the Year accolades in 2018-19 after coming out of Kirkwood High School ranked as the 94th best player in the 2018 class. Sophomore **Destiny Strother** also transferred to Pitt after one year at Marquette, helping the Eagles to a 24-8 record while coming off the bench.

Off the court, the 2019-20 Panthers posted their best semester in the classroom since joining the ACC as they posted a team cumulative GPA of 3.481. Pitt also saw two student-athletes, **Aysia Bugg** and Harris, earn ACC All-Academic Team honors for the second straight season.

White notched his first career head coaching victory in the Panthers second game of the season on Nov. 9, 2018 as he led Pitt to the dominant 90-38 victory over New Orleans, their seventh largest defeat in program history and their largest in over a decade.

White collected his first ACC victory on Feb. 14, 2019 when the Panthers knocked off the North Carolina Tar Heels inside the Petersen Events Center, 91-78. The 91 points scored for the Panthers were their most scored in a game since 2014 and their most ever in an ACC contest. Another historic win for the Panthers during White's first season was the road victory over Duquesne in the City Game as they downed the Dukes by the score of 66-58.

With White at the helm, Pitt upped its offensive efficiency as they had four players average over 9.5 points/game including leading scorer **Danielle Garven** who finished off her impressive senior campaign averaging a career-high 11.8 points and 4.3 rebounds. Fellow senior **Cassidy Walsh** also had a great season under White's watchful eye as she quadrupled her scoring production from her junior season, averaging a career-high 9.7 points/game for the Panthers. Pitt also posted the fourth best season in school history from behind the arc as they connected on 32.7% from behind the arc while also bumping up their rebounding average to 35.5 rebounds/game.

Off the court, White had a pair of student-athletes, **Jasmine Whitney** and Walsh, named to the All-ACC Academic Team, the most for Pitt since 2015 when they placed three on the team.

White came to Pitt after spending 15 years at Florida State, where he helped the Seminoles to a 350-145 (.707) record, including 12 seasons of 20+ wins.

During his final season at Florida State (2017-18), the Seminoles posted 25 or more wins for the fourth consecutive season, finishing with a 26-7 overall record and averaged the second-most points in a season in program history with 81.0 points per game. It was just the second time FSU averaged 80 or more points per game in a season. The team ranked in the Top 20 nationally in field goal percentage (20th), offensive rebounds per game (16th), rebound margin (sixth), rebounds per game (11th), scoring margin (10th) and scoring offense (13th). The Seminoles led the ACC in rebounding offense (42.8), rebounding margin (+10.0) and offensive rebounding percentage (41.4 percent).

During his time at FSU, 10 players were selected in the WNBA Draft, eight earned ACC All-Defensive team honors and 37 earned all-conference awards. He helped the Seminoles reach the NCAA Tournament in 13 of the past 14 years, while the team won at least one NCAA Tournament game in each of its past 15 appearances.

For his standout coaching efforts during the 2016-17 season, White was named the Women's Basketball Coaches Association (WBCA) National Assistant Coach of the Year.

White helped FSU reach new levels of success and brought an

infectious energy to the program. He directed the Seminole defense and offense during his tenure in addition to being one of the country's top recruiters.

Florida State captured back-to-back regular season ACC co-titles in 2010 and 2011, and advanced to the 2010 NCAA Tournament Elite Eight. After serving as assistant coach for the first nine seasons in Tallahassee, White was promoted to associate head coach in advance of the 2012-13 campaign.

Prior to FSU, White spent 11 seasons at Texas Tech, including five years as an assistant coach with the Lady Raiders' top-10 program under legendary head coach Marsha Sharp. With White on staff, Texas Tech won three Big 12 championships and advanced to seven consecutive NCAA Tournaments, including five Sweet 16 and two Elite Eight appearances. He was a student assistant on Tech's 1993 national championship team and a graduate assistant coach for two seasons before being elevated to a full-time coach in 1998.

While in Lubbock, White worked with some of the best players the game has ever seen, including National Player of the Year and three-time WNBA MVP Sheryl Swoopes as well as Plenette Pierson, who was named 2007 WNBA Sixth Woman of the Year.

A 1996 graduate of Texas Tech, White earned his bachelor's degree in exercise and sports science. He went on to receive a master's degree in sports administration in August 1998. He attended Lubbock Christian University for three semesters before transferring to Texas Tech in January 1993.

As a high school athlete in Spur, he was a three-time All-District selection, two-time All-Region, and two-time third team all-state choice in basketball. His high school basketball and football teams advanced to the regional round both his junior and senior years. In addition to his football and basketball accolades, he was listed in the Spalding Top 100 tennis players in 1991.

He is married to the former Melanie Smith. The Whites are the proud parents of Quentin and Vivian.



WHITE'S CAREER THROUGH THE YEARS (1992-PRESENT)

SEASON	SCHOOL	OVERALL		CONFERENCE		TEAM ACCOMPLISHMENTS
		W	L	W	L	
1992-93	Texas Tech (Manager)	31	3	13	1	NCAA National Champions, SWC Co-Champions
1993-94	Texas Tech (Manager)	28	5	12	2	NCAA Sweet 16, SWC Champions
1994-95	Texas Tech (Manager)	33	4	13	1	NCAA Elite Eight, , SWC Champions, SWC Tournament Champions
1995-96	Texas Tech (Manager)	27	5	13	1	NCAA Sweet 16, SWC Co-Champions
Totals (Four Years)		119	17	51	5	1993 NCAA Championship, One NCAA Elite Eight Appearance, Two NCAA Sweet 16 Appearances, Two SWC Tournament Championships, Four Consecutive SWC Regular Season Championships
1996-97	Texas Tech (GA)	20	9	11	5	NCAA Second Round
1997-98	Texas Tech (GA)	26	5	15	1	NCAA Second Round, Big 12 Champions, Big 12 Tournament Champions
Totals (Two Years)		46	14	26	6	Two NCAA Second Round Appearances, One Big 12 Regular Season Championship, One Big 12 Tournament Championship
1998-99	Texas Tech (AC)	30	4	14	2	NCAA Sweet 16, Big 12 Champions, Big 12 Tournament Champions
1999-00	Texas Tech (AC)	28	5	13	3	NCAA Elite Eight, Big 12 Champions
2000-01	Texas Tech (AC)	25	7	13	3	NCAA Sweet 16
2001-02	Texas Tech (AC)	20	12	8	8	NCAA Sweet 16
2002-03	Texas Tech (AC)	29	6	13	3	NCAA Elite Eight
Totals (Five Years)		132	34	61	19	Two NCAA Elite Eight Appearances, Three NCAA Sweet 16 Appearances, Two Big 12 Regular Season Championships, One Big 12 Tournament Championship
2003-04	Florida State (AC)	15	15	7	9	WNIT Second Round
2004-05	Florida State (AC)	24	8	9	5	NCAA Second Round
2005-06	Florida State (AC)	20	10	10	4	NCAA Second Round
2006-07	Florida State (AC)	24	10	10	4	NCAA Sweet 16
2007-08	Florida State (AC)	19	14	7	7	NCAA Second Round
2008-09	Florida State (AC)	26	8	12	2	NCAA Second Round, ACC Co-Champions
2009-10	Florida State (AC)	29	6	12	2	NCAA Elite Eight, ACC Co-Champions
2010-11	Florida State (AC)	24	8	11	3	NCAA Second Round
2011-12	Florida State (AC)	14	17	6	10	--
Totals (Nine Years)		195	96	84	46	Seven Consecutive NCAA Tournament Appearances, One NCAA Elite Eight Appearance, One NCAA Sweet 16 Appearance, Five NCAA Second Round Appearances, Back-to-Back ACC Regular Season Co-Championships, One WNIT Second Round Appearance
2012-13	Florida State (AHC)	23	10	11	7	NCAA Second Round
2013-14	Florida State (AHC)	21	12	7	9	NCAA Second Round
2014-15	Florida State (AHC)	32	5	14	2	NCAA Elite Eight
2015-16	Florida State (AHC)	25	8	13	3	NCAA Sweet 16
2016-17	Florida State (AHC)	28	7	13	3	NCAA Elite Eight
2017-18	Florida State (AHC)	26	7	12	4	NCAA Second Round
Totals (Six Years)		155	49	70	28	Six Consecutive NCAA Tournament Appearances, Two NCAA Elite Eight Appearances, One NCAA Sweet 16 Appearance, Three NCAA Second Round Appearances
2018-19	Pittsburgh (HC)	11	20	2	14	First Round of ACC Tournament
2019-20	Pittsburgh (HC)	5	26	1	17	Second Round of ACC Tournament
2020-21	Pittsburgh (HC)	5	14	3	12	First Round of ACC Tournament
Totals (3 Years)		21	60	6	43	One All-ACC honoree, One ACC All-Freshman Team honoree, Five All-ACC Academic Team honorees, 13 ACC Honor Roll honorees

Coaching at Texas Tech (Graduate Assistant, Assistant Coach)

Seven Seasons 178 48 87 25

Coaching at Florida State (Assistant Coach, Associate Head Coach)

15 Seasons 350 145 154 74

Coaching at Pitt (Head Coach)

Three Seasons 21 60 6 43



TERRI MITCHELL

ASSOCIATE HEAD COACH | 4TH SEASON
DUQUESNE, '89

One of the most accomplished names in NCAA women's basketball, Terri Mitchell, enters her fourth season as Associate Head Coach for the Pitt women's basketball program in 2021-22.

Mitchell, a 1989 graduate of Duquesne University, returned to the city of Pittsburgh with more than 20 years of coaching experience in tow.

Mitchell earned one of her biggest accomplishments of her amazing career this summer as she was inducted into the Wisconsin Basketball Coaches Association Hall of Fame for her standout coaching career at Marquette.

Despite a shortened 2020-21 season due to the Covid-19 Pandemic, the Panthers' point guards developed at a high rate under Mitchell's watch. Sophomore Dayshyanette Harris turned in her most productive season running the point as she improved her assist-to-turnover margin from 0.6 to 1.1 while ranking third in the ACC averaging 4.7 assists per game. Freshman Sandrine Clesca showed flashes of becoming a leader for Pitt at the point as she started the final three games of the season and averaged 6.7 ppg, 2.0 rpg and 1.3 apg across 25.0 minutes per game.

While working with the Pitt point guards in 2019-20, Mitchell helped freshman Dayshyanette Harris elevate her game to another level as she spurred the Panthers late season success which ended with a victory in the ACC Tournament. Harris closed out her first season at the helm of the Panthers offense leading the team in scoring, assists and steals. Also during the 2019-20 campaign, sixth-year player Aysia Bugg also had the best season of her career under the tutelage of Mitchell before sustaining a season-ending injury as she was averaging a team-high 12.1 points and 2.3 assists through 20 games. Sophomore Jahsyni Knight also made strides with guidance from Mitchell as she made a career seven starts at point guard and appeared in 30 games.

Sixth-year player Aysia Bugg also had the best season of her career under the tutelage of Mitchell before sustaining a season-ending injury as she was averaging a team-high 12.1 points and 2.3 assists through 20 games. Sophomore Jahsyni Knight also made strides with guidance from Mitchell as she made a career seven starts at point guard and appeared in 30 games.

The all-time winningest women's basketball coach at Marquette, Mitchell spent 18 years at the helm of the Golden Eagles' program (1996-2014) and acquired 348 wins while leading the team to the postseason 15 times. Mitchell earned conference coach of the year honors three times – Conference USA (1998, 2000) and Big East (2007). She led the Golden Eagles to 20 or more wins 10 times to go with seven NCAA Tournament appearances and eight trips to the WNIT, including the 2008 WNIT title.

HOMETOWN: Harrisburg, PA
ALMA MATER: Duquesne, '89

CAREER HIGHLIGHTS:

- All-time winningest women's basketball coach at Marquette (348 wins)
- Three-time conference Coach of the Year - Conference USA (1998, 2000) and Big East (2007)
- 2008 WNIT title
- Seven NCAA Tournament appearances
- 15 postseason appearances as head coach
- Back-to-back Conference USA Regular Season Championships (1999, 200)

PLAYING CAREER:

- Four-year letterwinner at Duquesne (1985-89)

COACHING CAREER:

- Associate Head Coach - Pitt (2018-Present)
- Special Assistant to the Head Coach - Arizona State (2017-18)
- Head Coach - Marquette (1996-2014)
- USA Basketball U18 Assistant Coach (2008)
- Assistant Coach - Marquette (1991-96)
- Graduate Assistant - Arizona State (1989-91)



Mitchell's 2002-03 squad started a stretch that saw Marquette qualify for postseason play 11 times in 12 seasons. The Golden Eagles posted several signature program accomplishments in that period including a trip to the WNIT Final in 2006, a school-record 26 wins in 2007 and the school's only WNIT championship in 2008. Marquette also tied its best NCAA Tournament finish twice during that period.

Following her five seasons as assistant coach at Marquette (1991-96), Mitchell was elevated to the helm in 1996. The impact of Mitchell's outstanding leadership was immediate as the Golden Eagles, who won eight games the season prior to Mitchell's promotion, advanced to the NCAA Tournament and won 21 or more games in each of her first four seasons leading the program. Included in that run were a pair of Conference USA regular season championships (1999, 2000).



JOSH PETERSEN

Assistant Coach | 4th Season
Florida State, '12

Josh Petersen is entering his third season as assistant coach for the Pitt women's basketball program in 2020-21. Petersen's main focus is on-court instruction is with the Panthers post players while also being an integral member of the Pitt recruiting efforts.

Through two seasons working with the Pitt post players, Petersen has made a huge impact in his players' development and production. After being one of the worst rebounding teams in the ACC a season ago, the Panthers were the most improved team on the glass in 2019-20 thanks to the presence of their post players down low.

One of the brightest spots for the Panthers during the 2019-20 season was the development of freshman center Rita Igbokwe who by the end of the season turned into one of the best shot blockers and disruptive forces down low in the ACC. Igbokwe finished off her first season ranking second in the conference in blocked shots (60), a new Pitt freshman record, while also grabbing 6.8 rebounds/game and becoming a much improved threat on the offensive end of the court. She finished the year shooting a team-best 46.2% from the floor and notching six games with 10+ boards.

He also worked closely with freshman guard/forward Amber Brown who burst onto the scene in her first season with a team-high five double-doubles while leading all ACC freshman in rebounds (7.7 rpg). Brown finished off her impressive first season averaging 9.1 ppg and a team-high 7.7 rpg under Petersen's watchful eye. Redshirt freshman Cynthia Ezeja became an important member of the Panthers during her first season as she developed her game with Petersen's help and will be looking to make a major impact as a redshirt freshman in 2020-21.

Petersen has also helped the Panthers secure back-to-back strong recruiting classes as the 2019-20 freshman class finished the season combining to score 31.0 points/game, the highest scoring freshman class in program history. Petersen also helped the Panthers secure their highest ranked recruit, Tracey Hueston (73rd ranked recruit in the class of 2020), since joining the ACC in 2013-14.

During the 2018-19 season, Petersen helped senior forward Danielle Garven become one of the better power forwards in the conference as she averaged career-highs in all statistical categories including points/game (11.8), rebounds/game (4.3) and shooting percentage (.457). Also making a big jump forward was sophomore center Cara Judkins who improved in every statistical category while averaging 6.6 points and a team-high 5.6 rebounds.

Petersen arrived in Pittsburgh after spending the past four seasons as an assistant coach under Brenda Mock Kirkpatrick at UNC Asheville. He specialized in the development of post players in addition to serving as the Bulldogs' recruiting coordinator and camp director.

During his time in Asheville, the Bulldogs captured back-to-back Big South Conference Tournament crowns (2016, 2017), two NCAA Tournament berths (2016, 2017), three consecutive postseason berths (2016, 2017, 2018) and one Big South Conference regular season title (2016).

With Petersen on the sidelines, nine Bulldogs earned All-Big South Conference honors, including 2015-16 league Player of the Year Chatori Major. Additionally, six players earned Big South Championship All-Tournament honors with Major and Sonora

HOMETOWN: Abernathy, TX
ALMA MATER: Florida State, 2012
FAMILY: Wife - Shelby

CAREER HIGHLIGHTS:

- Back-to-back Big South Conference Tournament titles (2016, 2017)
- Back-to-back NCAA Tournament appearances (2016, 2017)
- Three consecutive postseason berths (2016, 2017, 2018)
- Big South Regular Season title (2016)

COACHING CAREER:

- Assistant Coach - Pitt (2018-Present)
- Assistant Coach - UNC Asheville (2014-18)
- Graduate Assistant - Florida State (2012-14)
- Head Manager - Florida State (2008-12)



Dengokl being named Most Valuable Player in 2016 and 2017.

Prior to his stint at UNC Asheville, Petersen was at Florida State with White for six seasons, including two years as a graduate assistant (2012-14). He was FSU's head manager for four years prior to his graduate work (2008-12). In his six years at Florida State, the Seminoles went to five NCAA Tournaments, including an appearance in the Elite Eight in 2010.

As a graduate assistant with the Seminoles, Petersen's responsibilities included directing the scout team, assisting with video, helping with team travel and official visits plus aid skill development and individual workouts.

A native of Abernathy, Texas, Petersen moved to Tallahassee, Fla., prior to his senior year of high school and graduated from Godby High School. He earned his bachelor's degree in accounting and finance in 2012 and his master's degree in sports management at FSU in the spring of 2014.

Petersen married the former Shelby Heffernan on May 11, 2017.



BRIANNA KIESEL

Assistant Coach | 1st Season
Pitt, '15

Brianna Kiesel is entering her first season as assistant coach for her alma mater in 2021-22. Kiesel joined the Pitt coaching staff on June 3, 2021 after spending the previous six seasons playing basketball professionally in the WNBA and overseas.

The Utica, NY native returns to her alma mater as an assistant coach after finishing up her six-year playing career this spring. Kiesel most recently played for Uni Gyor in the Hungary A Division (her second stint with the team) and led them to a third place finish while averaging 17.5 ppg, 6.5 apg, 3.9 rpg, 1.9 spg and shooting 53.4% from the floor.

"I am so honored to be joining the women's basketball coaching staff at the University of Pittsburgh," stated Kiesel. "I had such an amazing playing career here and I am forever grateful for the opportunity to make my return as an assistant coach. Everyone at Pitt has been my second family since the moment I stepped foot on campus for my official visit. This has been my dream job ever since graduating in 2015 and I'm ready to pass on the knowledge I've gained from the WNBA and international play to the up-and-coming student-athletes at Pitt. I can't wait to continue to bleed that Pittsburgh blue and gold."

Kiesel played for five teams in four different countries (Poland, Sweden, Hungary, Israel) during her overseas playing career and earned multiple First Team All-League selections. The best season of her professional career came during the 2019 campaign as she averaged a career-high 19.0 ppg, 4.2 apg and 3.9 rpg across 21 games for Poczolka AZS-UMCS Lublin (Poland-EBLK). She was named First Team All-Polish BLK, All-Polish BLK Import Player of the Year and All-Polish BLK Guard of the Year for her stellar play.

After her masterful playing career at Pitt, Kiesel was selected in the second round (13th overall) of the 2015 WNBA Draft by the Tulsa Shock. With her selection, Kiesel became just the second Panther in program history drafted into the WNBA, joining former Pitt great Shavonte Zellous (2009, Detroit Shock).

Kiesel appeared in 58 career WNBA games for three teams (Tulsa Shock, Dallas Wings, Atlanta Dream) while posting the best season in the league during her rookie season in Tulsa in 2015. She finished the season appearing in 36 games while averaging 5.1 points and 1.8 assists.

The skilled point guard capped her amazing Pitt career as the Panthers' all-time leader in minutes played while ranking third in free throw percentage (79.5%), fifth in points (1,938), fifth in assists (433) and eighth in steals (198). She is still the only player in program history to accumulate at least 1,500 points, 500 rebounds and 400 assists while also being the only player to lead the team in scoring and assists in four straight seasons. The prolific scorer also posted 42 games with 20+ points scored across her career.

Kiesel had a standout senior campaign which resulted in numerous individual accolades and an appearance in the second round of the NCAA Tournament. She finished the 2014-15 season averaging a career-high 18.4 ppg, 5.0 rpg and 4.5 apg while posting 17 games with 20+ points scored. She was named a WBCA Region 2 All-America nominee, a First Team All-ACC performer, as well as being named to the All-ACC Defensive Team and ACC All-Academic Team.

HOMETOWN: Utica, NY

ALMA MATER: Pitt, '15

PLAYING CAREER:

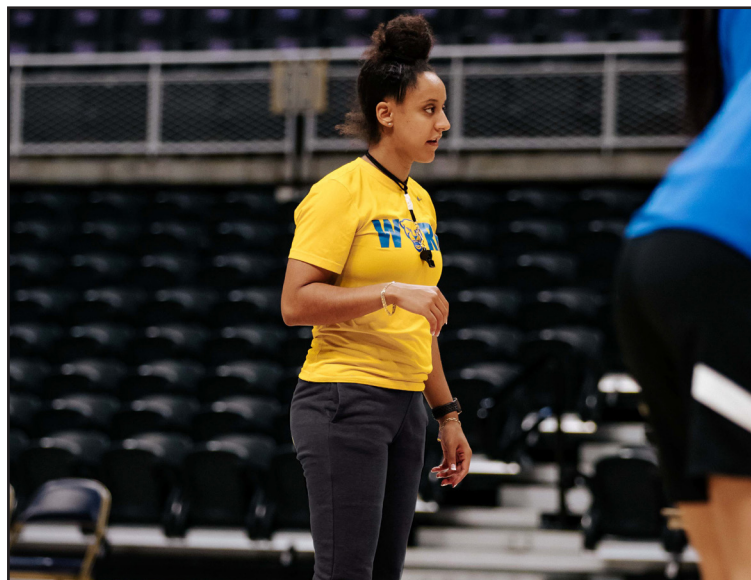
- Drafted by the Tulsa Shock in the 2nd round of the WNBA Draft
- Played three seasons in the WNBA for Tulsa, Dallas, Atlanta
- Played professional overseas for six seasons. Played for five teams in four countries (Poland, Sweden, Hungary, Israel)
- Four-year letterwinner at Pitt (2011-15)
- First Team All-ACC (2015)
- All-ACC Defensive Team (2015)
- Two-time All-ACC Academic Team member (2014, 2015)
- Two-time All-Big East performer (2012, 2013)
- Led Pitt to the Second Round of the NCAA Tournament in 2015
- Panther Award and Blue-Gold Award winner at Pitt. Has her name etched twice on the Varsity Walk
- Three-time team captain at Pitt
- Ranks first in Pitt program history in minutes played, third in free throw percentage, fifth in points, fifth in assists and eighth in steals

COACHING CAREER:

- Assistant Coach - Pitt (2021-Present)

She is also one of just two female student-athletes to win the Panther Award and Blue-Gold Award following her stellar senior season in 2015 as her name is etched on the prestigious Varsity Walk between the Cathedral of Learning and Heinz Chapel.

The three-year team captain graduated from Pitt in 2015 with bachelor degrees in administration of justice and legal studies with a certificate in communications.





ALI HOESLY

Director of Operations | 4th Season
Rutgers, '16

Ali Hoesly is entering her fourth season with the Pitt women's basketball program as director of basketball operations. She joined head coach Lance White's staff on June 1, 2018.

Hoesly manages the day-to-day operations of the program including logistics of team practices, meals and meetings. She is also responsible for team travel while also overseeing the Pitt student-manager team.

A Summit, N.J., native, Hoesly arrived in Pitt after spending two seasons at Florida State with Lance White. In 2016-17, Hoesly served as assistant director of basketball operations before assuming the role of executive assistant to the head coach and director of recruiting operations for Seminoles head coach Sue Semrau in 2017-18.

In her two years at Florida State, Hoesly's extensive duties included executing operational tasks, recruiting operations and creative initiatives for the Seminoles. She managed recruit profiles in several databases, organized coaches' recruiting travel/evaluation period schedules and facilitated official and unofficial recruit visits. She coordinated the creation and distribution of all recruiting graphics, mail-outs and social media posts, while supervising a group of graphic designers and helping maintain head coach and assistant coach's social media accounts. In doing so, Hoesly helped to sign the No. 4 recruiting class in the nation (No. 1 in the ACC) for 2018.

In addition, Hoesly assisted the director of basketball operations with the daily operations of the team and helped facilitate team travel while on the road. She was also responsible for all summer camp operations.

Hoesly was appointed to assist the Seminoles' sports information director with social media posts on all social media platforms, and was responsible for updating graphics during the season as well as the 2017 and 2018 ACC and NCAA Tournaments.

Prior to her time in Tallahassee, Hoesly was head student manager for the women's basketball program at Rutgers from June 2014 to May 2016 for Hall of Fame coach C. Vivian Stringer. She regulated daily team operations for the director of basketball operations, coaching staff and players while supervising and recruiting student managers and

HOMETOWN: Summit, NJ
ALMA MATER: Rutgers, '16

CAREER HIGHLIGHTS:

- Director of basketball operations - Pitt (2018-Present)
- Executive Assistant to the Head Coach, Director of Recruiting Operations - Florida State (2017-18)
- Asst. Director of Basketball Ops - Florida State (2016-17)
- Operations Intern - Washington Mystics (2015)
- Head Manager - Rutgers (2014-16)



practice players for each season. Her duties also included organizing logistics of travel, game day assignments, official recruiting visits and summer camp. For her hard work, she was named the school's "Manager of the Year."

During her undergraduate career at Rutgers, Hoesly also worked as an operations intern for the WNBA's Washington Mystics from May to September 2015. She assisted the director of basketball operations in daily operations, such as creating travel itineraries, expose reports, spreadsheets and playoff budget, as well as updating monthly schedules and organizing per diem. She operated the game/shot clock during practice, assisted with rebounding and practice drills, aided the equipment manager with facility set up and takedown before/after practice and games and supervised visiting team locker room and court staff. Furthermore, Hoesly updated league and team statistics in addition to opponent and player profiles via FastScout.

Hoesly is a 2016 graduate of Rutgers, where she earned her bachelor's degree in exercise science and sports studies with a sport management option and a minor in criminology.



BRYCE AGLER

Director of Video & Player Performance | 1st Season
Wittenberg, '14

Bryce Agler is entering his first season as the Director of Video and Player Performance for the Pitt women's basketball team after joining the staff in July of 2021. Agler brings years of experience from the professional ranks (WNBA) as well as at the collegiate ranks to the Panthers.

"I'm honored to be joining the Pitt women's basketball family and work with this esteemed staff and program," said Agler. "I'm excited about the chance to lend my experience to this great team and can't wait to get started this season."

Agler comes to Pitt after spending the last five seasons as an assistant coach in the WNBA for a pair of franchises.

Most recently he served as assistant coach, player development coach and video coordinator for the Dallas Wings under head coach Brian Agler, his father. While with the Wings, Agler was responsible for creating and presenting scouting reports, post and guard player development, assisting in pre-draft player evaluation and roster decisions while also aiding the head coach with in-game decisions.

Prior to Dallas, Agler was an assistant coach and player development coach on his father's staff for the Los Angeles Sparks where he earned his first career WNBA Championship ring in 2016. In his first season with the Sparks, he helped lead the squad to a 26-8 overall record while they advanced to the WNBA Finals and defeated the Minnesota Lynx to secure the third championship in franchise history. The Sparks made another run to the WNBA Finals in 2017 as they posted an identical 26-8 record, but this time they fell to the Minnesota Lynx in the rematch of the previous finals.

Prior to the 2018 WNBA season, Agler got back into college as he joined the staff at Southern Methodist University where he served as the video coordinator for the women's basketball program for the 2017-18 campaign. During his time with the Mustangs, he created and assisted in all video and scouting reports for opponents, helped with in-game preparations and in-game decisions while also designing an offseason video workout program for incoming players.

HOMETOWN: Columbus, Ohio
ALMA MATER: Wittenberg, '14

CAREER HIGHLIGHTS:

- Director of Video & Player Performance - Pitt (2021-Pres.)
- Assistant Coach - Dallas Wings (2019-21)
- Video Coordinator - SMU (2017-18)
- Assistant Coach - Los Angeles Sparks (2016-18)
- Assistant Coach - Eastern Illinois (2014-16)
- Student Coach (MBB) - Wittenberg (2010-14)



He got his start in coaching at the collegiate level in 2014 as he joined the Eastern Illinois women's basketball staff as assistant coach, recruiting coordinator and video coordinator. He was responsible for organizing all recruiting on and off campus visits, recruiting high school and AAU players, player development, creating scouting and video reports while also assisting in game preparation and in-game decisions. He spent two seasons, 2014-2016, on the Panthers' staff.

Agler is a 2014 graduate of Wittenberg University where he earned a Bachelor of Arts degree in communications with a minor in sports management. While at Wittenberg, he also served as a student coach for the men's basketball team.



KAILA EALEY

Director of Recruiting Operations | 1st Season
NC State, '18

Kaila Ealey begins her first season as the director of recruiting operations for the Pitt women's basketball program in 2021-22. Ealey joins the Panthers' staff after a five-year playing career at ACC rival NC State.

"I'm super grateful for this opportunity with the Pitt program," said Ealey. "I can't wait to be a part of something special."

Ealey's main job responsibilities include managing recruiting travel arrangements for all coaches, compiling prospects information for coaching staff and working with the creative team on all aspects of in home and on campus visits.

The Raleigh, NC native made 36 career starts at point guard across her successful five-years as a member of the NC State women's basketball team. For her career, Ealey netted 435 points, 326 rebounds, 241 assists and 104 steals while appearing in 94 games for the Wolfpack.

She enjoyed the best season of her playing career in 2017-18 as she started all 35 games while averaging a career-high 8.9 points, 5.3 rebounds, 4.2 assists and 1.5 steals while connecting on 22 three-pointers across 33.4 minutes per game. She posted a career-high 22 points in a win over North Carolina (1/18/18) while also snagging a career-best 12 boards and nine assists in a win over Old Dominion (11/20/17). She scored in double figures 13 times while also leading the team in assists in 24 of 35 games during her sophomore campaign.

While at NC State, Ealey was a two-time All-ACC Academic Honor Roll member as well as a two-time Heart of the Pack Award winner. She was also a two-year member of the Student-Athlete Advisory Committee (SAAC) as she helped to coordinate team community service events, planned and executed end of year athletic banquets and mentored incoming freshmen student-athletes.

HOMETOWN: Jackson, NJ
ALMA MATER: NC State, '18

CAREER HIGHLIGHTS

- Director of Recruiting Operations - Pitt (2021-Pres.)

PLAYING CAREER:

- Started 36 career games at point guard
- Finished career with 435 points, 326 rebounds, 241 assists and 104 steals
- Two-time ACC Academic Honor Roll member
- Two-time Heart of the Pack Award winner
- Two-year member of SAAC



A five-year member of the Wolfpack women's basketball program, Ealey earned her bachelor of science degree in sport management from NC State in 2018 before graduating with her master of science degree in parks, recreation, tourism and sport management from NC State in 2019.



MAURICE VICTOR II

Director of Creative Content | 1st Season
Liberty, '20

Maurice Victor II begins his first season as the Director of Creative Content for the Pitt women's basketball program in 2021-22 after joining the staff in July 2021.

"I'm excited to be a part of such a special family and ready to make an impact on the program in any way I can," said Victor II.

Victor II joins the Panthers after a year of freelance work for The Icho Group and Maverick City Music. For the Icho Group, Victor II was a creative director and social strategist as he created and managed multiple social campaigns for clients. He also shot, directed and edited video productions for various projects and clients.

While at Maverick City Music, a popular contemporary worship music record label, Victor II was a videographer. He captured and edited digital content at various events while also creating digital marketing content for Maverick City Merchandise and utilizing footage to create new content used on social platforms.

Victor II got his start in the creative world during his four year college career at Liberty University where he was the social media manager for the women's basketball team. He was responsible for capturing and editing photo and video content for internal and external use while also managing daily posting on multiple Liberty women's basketball platforms throughout his four years with the program. Under his watchful eye, the Flames' social platforms saw more than a 200% increase in social following.

HOMETOWN: Sarasota, FL
ALMA MATER: Liberty, '20

CAREER HIGHLIGHTS:

- Director of Creative Content - Pitt (2021-Present)
- Freelance videographer - Maverick City Music (2020)
- Social media manager - Liberty WBB (2016-20)

He graduated from Liberty University with a Bachelor's degree in strategic communications in December 2020.



SUPPORT STAFF




BRITTANY BUCHHEIT
Athletic Trainer



CHRISTINA "TILLY" SHEETS
Academic Counselor



LOUIE SPINA
Director of Media Relations



ALEC KOPATICH
Director of Equipment



FELISHA HAMIEL
Administrative Assistant

ATHLETIC ADMINISTRATION



HEATHER LYKE
Director of Athletics



CHRIS HOPPE
Sport Administrator



JEN TUSCANO
SWA

Youngstown



MARY

DUNN

15

**GRADUATE | FORWARD | 6-3
WASHINGTON, PA | TRINITY (YOUNGSTOWN STATE)**

Career Statistics ///

SEASON	GP-GS	MP	FG-FGA	PCT.	3PT-A	PCT.	FT-FTA	PCT.	REB	AVG.	PF-DQ	AS	TO	B	ST	TP	AVG.
2016-17	28-22	543	131-255	.514	0-4	.000	53-85	.624	110	3.9	47-0	6	33	19	4	315	11.3
2017-18	32-12	418	93-170	.547	1-5	.200	32-57	.561	123	3.8	57-1	15	26	27	8	219	6.8
2018-19	32-10	725	165-296	.557	11-31	.355	61-94	.649	181	5.7	73-1	27	51	31	10	402	12.6
2019-20	4-4	114	26-53	.491	4-7	.571	12-14	.857	19	4.8	6-0	5	9	2	3	68	17.0
2020-21	18-17	506	116-225	.516	0-12	.000	63-81	.778	107	5.9	42-1	22	36	12	11	295	16.4
2021-22	0-0	0	0-0	.000	0-0	.000	0-0	.000	0	0.0	0-0	0	0	0	0	0	0.0
Total	114-65	2306	531-999	.532	16-59	.271	221-331	.668	540	4.7	225-3	75	155	91	36	1299	11.4

2020-21 (at Youngstown State): Appeared in 18 games while making 17 starts at forward after missing the first four games of the season due to injury... Named All-Horizon League Second Team... Averaged a career-high 16.4 ppg, 5.9 rpg and 1.2 apg while shooting 51.6% from the floor... Finished the season ranked second in the Horizon League in field goal percentage (51.6%), fourth in free throw percentage (77.8%) and seventh in scoring (16.4 ppg)... Notched two double-doubles on the season including a season-high 26 point and 10 rebound effort on 12-for-21 shooting to lead the Penguins to a Horizon League tournament victory over Purdue Fort Wayne (2/25/21)... Posted 25 points and a season-high 11 rebounds while going 9-for-9 from the free throw line in a victory over Robert Morris (1/30/21)... Came off the bench and netted 24 points on 10-for-12 shooting in a home win over Cleveland State (2/20/21)... Recorded 18 points, nine rebounds and a season-high three blocks in a road win over UIC (1/16/21)... Closed out the season with a career-high 38 minutes, 20 points and four rebounds against Milwaukee (3/2/21)... Scored in double figures in 15 of 18 games including in each of the final 14 games of the season... Netted 20+ points six times, including in three straight to end the season... Averaged 28.7 mpg, 23.3 ppg and 5.3 rpg while shooting 57.1% from the floor across her last three games of the season... Grabbed 5+ rebounds 11 times while pulling in double digit rebounds twice... Posted six games with multiple assists and three games with multiple blocks... Shot over 50% from the floor 11 times including five games shooting over 70%.

2019-20 (at Youngstown State): Started the first four games of the season before missing the final 26 contests with a knee injury... Became the 22nd player in program history to score 1,000 career points in YSU's win over Eastern Michigan (11/16)... Poured in a career-high 30 points in the victory to increase her career total to 1,004... Injured her knee in the final moments of the EMU contest... Was leading the Penguins with 17 points per game at the time of her injury... Was also averaging 4.8 rebounds and shooting 49.1 percent from the field... Became the first Penguin to score 30 points in a game since Alison Smolinski scored 30 against Northern Kentucky on Feb. 16, 2017... Posted the first 30-point game by a Penguin in a non-conference contest since Heather Karner had 34 against Cincinnati on Nov. 10, 2006... Was a Preseason All-Horizon League First-Team honoree... Received a medical redshirt.

2018-19 (at Youngstown State): Voted First-team All-Horizon League and the conference's Sixth Player of the Year... Became the fourth Penguin to be named First-Team All-Horizon League, joining fellow posts Jen Perugini (2004-05), Brandi Brown (2012-13) and Heidi Schlegel (2013-14, 2014-15)... Also named Google Cloud Third-Team Academic All-America, First-Team Academic All-District and Academic All-Horizon League... Was one of four non-seniors on the Academic All-America list and was the first Horizon League Women's Basketball player to earn Academic All-America accolades since Brown in 2013... Played in all 32 games and started 10... Totaled 402 points and 181 rebounds over 22.7 minutes per game for averages of 12.6 points and 5.7 rebounds per contest... Set new career highs in points (402), rebounds (181), free throws (61), 3-pointers (11), assists (27), blocks (31) and steals (10)... Shot 55.7 percent from the field, which was the ninth-best mark YSU history... Averaged a team-best 14.3 points per game and shot a squad-leading 61.8 percent from the field in conference play... That was the best field-goal percentage during conference play ever by a Penguin... Among Horizon League players, ranked third in field-goal percentage, sixth in blocks, seventh in scoring, 11th in defensive rebounding and 16th in rebounding... In league play, was second in field-goal percentage, fourth in scoring, sixth in blocks, 15th in free-throw percentage and 18th in rebounding... Named the Horizon League Player of the week by the conference office and College Sports Madness on Jan. 7 and Jan. 28... The first honor came after she averaged 21.5 points and 10 rebounds while making 18-of-21 from the field in a pair of YSU victories... Her second honor rewarded her effort in averaging 22.5 points, nine rebounds and 2.5 blocks while shooting 72 percent from the field in a pair of Penguins wins... Scored in double figures in 22 games... Notched three double-doubles – vs. Thiel on Dec. 20, vs. UIC on Jan. 3 and vs. Northern Kentucky on Jan. 21... In a week's span, posted the 14th and 20th-best single-game shooting percentages in program history... Was 9-for-11 (.818) from the field at Detroit Mercy on Dec. 28, and made 12 of her 14 attempts from the field (.857) against UIC (1/3)... Blocked five shots, which is tied for the ninth-most in program history, in a comeback win over NKU (1/21)... Earned her third letter.

2017-18 (at Youngstown State): Voted to the Horizon League All-Academic Team for her combined success on the court and in the classroom... Played in all 32 games and made 12 starts... Totaled 219 points, 123 rebounds, 15 assists, 27 blocks and eight steals... Led the squad with her 27 blocks and a .547 field-goal percentage... Her .547 field-goal percentage was the 10th-best for a season in program history... Averaged 7.5 points and 3.7 rebounds while shooting 57 percent from the field in conference play... Ranked third in the Horizon League in field-goal percentage while also ranking tied-for-eighth in blocks per game (0.8)... In conference play, ranked second in the league in field-goal percentage and tied-for-sixth in blocks per game (1.0)... Scored her 500th career point in the win over Milwaukee (2/15)... Scored in double figures five times... Scored a career-high 24 points on 10-of-13 shooting from the field and added eight rebounds in the win at Oakland (2/1)... Followed that up with 11 points at Detroit Mercy for her first back-to-back double-digit scoring stretch of the season... Notched her first career double-double with 23 points and 12 rebounds against Ohio Valley (11/20)... Scored a team-high 13 points and made her first career 3-pointer against Penn State Beaver (12/20).

2016-17 (at Youngstown State): Played in 28 games and made 22 starts at forward... Was voted the Horizon League Freshman of the Year as she led all conference freshmen with 11.3 points per game and a .514 field-goal percentage... Scored 315 points and grabbed 110 rebounds while blocking a team-best 19 shots... Averaged 11.3 points, 3.9 rebounds and 0.7 blocks per game overall and 10.3 points, 3.8 rebounds and 0.5 blocks versus league opponents... In the Horizon League, ranked 16th in scoring, sixth in field-goal percentage and 10th in blocks... In conference games, ranked 28th in the league in scoring, 12th in field-goal percentage, 15th in free-throw percentage and 14th in blocked shots... Was named the Horizon League Freshman of the Week a conference-high four times (11/21, 12/12, 12/19, 2/20)... Scored in double figures 17 times, including nine straight contests from Dec. 6 to Jan. 14... Scored a season-high 21 points against Point Park, which was the most by a YSU freshman post since 2011... Scored 18 points three times in conference play – twice against Northern Kentucky (1/7 and 2/16) and once versus Valparaiso (1/14)... Added a season-high eight rebounds in the overtime home win over NKU (2/16)... Blocked a season-high four shots against Sacramento State (11/20), and she posted three blocks twice.



Career Highs ///

PTS: 30 vs. Eastern Michigan, 11/16/19

REBS: 13 vs. UIC, 1/3/19

FGM: 12, 2x; last vs. Purdue Fort Wayne, 2/25/21

3FGM: 2, 3x; last vs. Eastern Michigan, 11/16/19

FTM: 9 at Robert Morris, 1/30/21

ASSTS: 3, 7x; last vs. Purdue Fort Wayne, 2/25/21

BLKS: 5 vs. Northern Kentucky, 1/21/19

STLS: 3 vs. Eastern Michigan, 11/16/19

MINS: 38 at Milwaukee, 3/2/21



WASH STATE



JAYLA

EVERETT

20

**SENIOR | GUARD | 5-10
ST. LOUIS, MO | KIRKWOOD | NEW MEXICO**

Career Statistics ///

SEASON	GP-GS	MP	FG-FGA	PCT.	3PT-A	PCT.	FT-FTA	PCT.	REB	AVG.	PF-DQ	AS	TO	B	ST	TP	AVG.
2018-19	31-31	953	131-347	.378	58-173	.335	97-121	.802	110	3.5	55-0	114	95	31	37	417	13.5
2019-20	19-17	519	74-236	.314	31-107	.290	39-52	.750	57	3.0	34-0	65	45	11	31	218	11.5
2020-21	19-19	604	97-277	.350	52-146	.356	47-63	.746	42	2.2	36-0	54	63	16	17	293	15.4
2021-22	0-0	0	0-0	.000	0-0	.000	0-0	.000	0	0.0	0-0	0	0	0	0	0	0.0
Total	69-67	2076	302-860	.351	141-426	.331	183-236	.775	209	3.0	125-0	233	203	58	85	928	13.4

2020-21: One of two Panthers to start all 19 games... Finished off her first season at Pitt leading the team and ranking eighth in the ACC in scoring (15.4 ppg)... Ranked second on the squad in assists/game (2.8 apg) while adding 2.2 rpg... Averaged 2.7 made three-pointers per game which ranked fourth in the ACC and was a program record... Ranked ninth in the ACC in three-point field goal percentage (35.6%)... Led the team and ranked fifth in the ACC with seven games of 20+ points... Netted a season-high 25 points and three steals while going 3-for-8 from deep at Georgia Tech (2/28)... Closed out her first ACC Tournament game with 22 points, three rebounds, three assists and two steals against Boston College (3/3)... Posted her first 20+ point effort against Delaware (11/29) as she finished with 23 points, five rebounds and two assists... Netted a season-high six triples at Virginia Tech (12/10) as she finished with 21 points in 31 minutes... Finished off the road win over Boston College (2/16) with 22 points, a season-high seven assists and three rebounds across 27 minutes of action... Finished off the win over Hofstra (11/29) going a perfect 10-for-10 from the free throw line, marking a new career-high for free throws made in a game... Made multiple three-pointers in 16 games while connecting on three or more in 12 games... Scored in double figures in 15 of the Panthers' 19 games... Opened the season with a program record eight games with multiple three-pointers made... Had six games with four or more assists... Posted seven games with multiple steals and three with multiple blocks... Was the only player in the ACC under 6 foot tall to finish the season ranked inside the top-20 in blocked shots (16)... Made a career-high 47 free throws while connecting on 74.6% of her attempts.

2019-20 (at New Mexico): Appeared in 19 games and started 17 before deciding to join the transfer portal... ranked second on the team averaging 11.5 points, 3.4 assists and 3.0 rebounds as the starting point guard for the Lobos... Averaged 27.3 minutes/game while shooting 31.4% from the floor (74-for-236) and 29% from behind the arc (31-for-107)... scored in double figures nine times while notching three or more assists 11 times and five or more rebounds five times... had three games with 20+ points... Exploded for a career-high 34 points in the win over Loyola Marymount (12/19/19) as she went 10-for-26 from the floor, 6-for-13 from behind the arc and a perfect 8-for-8 from the charity stripe while adding four rebounds and two steals... Went off for 29 points, a season-high six steals, three assists and two rebounds on 10-for-24 from the floor and 8-for-9 from the free throw line off the bench in the win over Northern Arizona (11/8/19)... Posted her first career double-double with 10 points, a career-high 10 assists, six rebounds and two steals against Air Force (1/11/20)... Had nine multi-steal games... Notched 31 steals and 11 blocks on the year.

2018-19 (at New Mexico): Named Mountain West Freshman of the Year... Also named to the MW All-Freshman Team and was an All-MW Honorable Mention selection... Played and started in all 31 of the Lobos' games as a true freshman... Ranked as the third-leading scorer on the team and 11th-leading scorer in the MW at 13.5 points per game... Totaled 417 points overall to set a new program record for points scored in a season by a freshman... Scored in double figures in 23 games and scored 20 or more points on four occasions including a game-high 25 points against Auburn (11/11/18)... Knocked down a team-high 58 three-pointers which also ranked ninth in the league... Shot 38% overall from the floor (131-of-347), 34% from three-point range (58-of-173) and 80% from the charity stripe (97-of-121)... Her success rate from the free throw line ranked sixth in the MW... Dished out 114 total assists and averaged 3.7 assists per game to rank seventh in the MW... Earned MW Player of the Week honors on January 28.

High School: Played at Kirkwood High School in St. Louis, Mo. for head coach Monica Tritz... four-star recruit ranked 27th guard and 94th overall player in the 2018 class by ESPNW... helped lead her team to state championships in consecutive years as a junior and senior... averaged 16.9 points, 4.0 rebounds, 3.8 assists and 2.2 steals per game as a senior... named All-Metro First Team as a senior and second team as a junior... twice named Missouri Basketball Coaches Association (MCBA) 5A All-State and tabbed as Player of the Year as a senior... also played for Phenom EYBL.



Career Highs ///

- PTS: 34 vs. Loyola Marymount, 12/19/19
- REBS: 8 at Houston, 11/24/18
- FGM: 10, 2x; last vs. Loyola Marymount, 12/19/19
- 3FGM: 7 vs. Auburn, 11/11/18
- FTM: 10 vs. Hofstra, 11/29/20
- ASSTS: 10 at Air Force, 1/11/20
- BLKS: 3, 3x; last vs. Clemson, 12/13/20
- STLS: 6 vs. Northern Arizona, 11/8/19
- MINS: 45 at Houston, 11/24/18



2020-21 Game-by-Game Stats ///

Opponent	Date	GS	MIN	Total		3-Pointers		Free throws		Rebounds				PF	A	T/O	BLK	STL	PTS	AVG
				FG-FGA	PCT	3FG-3FGA	PCT	FT-FTA	PCT	OFF	DEF	TOT	AVG							
George Mason	11/25/2020	*	27:20	6-11	.545	4-7	.571	2-2	1.000	0	3	3	3.0	1	2	2	2	1	18	18.0
Hofstra	11/29/2020	*	30:44	5-12	.417	3-7	.429	10-10	1.000	0	5	5	4.0	3	2	4	1	0	23	20.5
Delaware	12/06/2020	*	35:24	7-17	.412	4-9	.444	2-2	1.000	0	0	0	2.7	2	4	5	0	0	20	20.3
at Virginia Tech	12/10/2020	*	31:14	7-19	.368	6-9	.667	1-2	.500	2	0	2	2.5	2	0	2	0	0	21	20.5
Clemson	12/13/2020	*	33:48	4-11	.364	4-9	.444	4-4	1.000	0	3	3	2.6	2	4	2	3	2	16	19.6
at Florida St.	12/20/2020	*	29:33	3-14	.214	2-7	.286	0-0	.000	0	5	5	3.0	4	2	5	0	0	8	17.7
Miami (FL)	01/21/2021	*	29:22	5-14	.357	3-7	.429	0-0	.000	0	1	1	2.7	0	2	5	1	0	13	17.0
at Clemson	01/26/2021	*	30:31	3-15	.200	3-11	.273	4-6	.667	0	1	1	2.5	0	2	0	0	2	13	16.5
at Syracuse	01/28/2021	*	30:32	2-12	.167	0-8	.000	0-3	.000	1	1	2	2.4	2	2	3	1	2	4	15.1
Virginia Tech	02/04/2021	*	32:26	3-14	.214	1-5	.200	0-0	.000	0	0	0	2.2	0	3	2	0	0	7	14.3
Syracuse	02/07/2021	*	30:40	6-15	.400	3-6	.500	1-2	.500	0	2	2	2.2	4	4	3	1	2	16	14.5
at Wake Forest	02/11/2021	*	35:29	4-17	.235	3-10	.300	1-2	.500	0	1	1	2.1	4	3	4	1	2	12	14.3
North Carolina	02/14/2021	*	31:34	8-21	.381	3-9	.333	3-3	1.000	0	1	1	2.0	3	4	3	0	1	22	14.8
at Boston College	02/16/2021	*	27:51	8-18	.444	2-8	.250	4-5	.800	1	2	3	2.1	3	7	4	0	0	22	15.4
Louisville	02/18/2021	*	34:25	5-11	.455	2-4	.500	2-4	.500	0	1	1	2.0	2	5	4	1	0	14	15.3
Notre Dame	02/22/2021	*	37:10	4-11	.364	2-7	.286	0-0	.000	0	4	4	2.1	2	3	8	1	0	10	14.9
at NC State	02/25/2021	*	26:24	2-15	.133	1-7	.143	2-2	1.000	0	3	3	2.2	1	1	1	2	0	7	14.5
at Georgia Tech	02/28/2021	*	33:59	8-15	.533	3-8	.375	6-9	.667	1	1	2	2.2	0	1	1	1	3	25	15.1
vs Boston College	03/03/2021	*	35:34	7-15	.467	3-8	.375	5-7	.714	0	3	3	2.2	1	3	5	1	2	22	15.4
Totals			19	603:60	.350	52-146	.356	47-63	.746	5	37	42	2.2	36	54	63	16	17	293	15.4

Player Averages

Games Played	Minutes/game	Points/game	FG Pct	3FG Pct	FT Pct	Rebounds/game	Assists/game	Turnovers/game	Assist/Turnover ratio	Steals/game	Blocks/game
19	31.8	15.4	35.0	35.6	74.6	2.2	2.8	3.3	0.9	0.9	0.8

Prapa



ISMINI

PRAPA

10

**SENIOR | GUARD | 5-7
ATHENS, GREECE | AMERICAN COMMUNITY SCHOOL OF ATHENS**

Career Statistics ///

SEASON	GP-GS	MP	FG-FGA	PCT.	3PT-A	PCT.	FT-FTA	PCT.	REB	AVG.	PF-DQ	AS	TO	B	ST	TP	AVG.
2018-19	21-0	141	10-38	.263	4-16	.250	2-4	.500	10	0.5	19-0	7	17	1	3	26	1.2
2019-20	27-0	270	22-63	.349	13-37	.351	0-0	.000	30	1.1	27-1	11	21	1	8	57	2.1
2020-21	MISSED THE SEASON DUE TO INJURY																
2021-22	0-0	0	0-0	.000	0-0	.000	0-0	.000	0	0.0	0-0	0	0	0	0	0	0.0
Total	48-0	411	32-101	.317	17-53	.321	2-4	.500	40	0.8	46-1	18	38	2	11	83	1.7

2020-21: Missed the 2020-21 campaign due to a torn ACL.

2019-20: Appeared in 27 games off the Pitt bench... Averaged a career-high 10.0 minutes, 2.1 points and 1.1 rebounds while connecting on a career-high 13 three-pointers... Scored 5+ points in five games off the Pitt bench including one game with 10+ points... Posted the best game of her young career in the Panthers ACC Tournament win over Notre Dame (3/4) as she netted a career-high 12 points and three assists while going 4-for-4 from three-point range across 22 minutes of work... Had another strong game in the ACC Tournament Second Round game against Georgia Tech as she netted seven points and a career-high six rebounds across a career-high 24 minutes... Opened the season with eight points on 3-for-4 from the floor and 2-for-2 from deep against Central Florida (11/6)... Had seven points and four rebounds across 17 minutes against Duke (2/13)... Had three games with multiple three-pointers made while netting a career-high four against Notre Dame (3/4)... Had 10+ minutes played 12 times including in nine straight games to close the season... Posted 20+ minutes in each of her final three games.

2018-19: Appeared in 21 games off the bench during her first season with the Panthers... scored a career-high three points four times... scored at least one point in nine of her last 11 games of the season... played a career-high 24 minutes at Louisville (1/27/19)... logged 10+ minutes in five games.

High School: Represented her country on the U16 National Team in 2016 and 2018... led the American Community School of Athens (ACS) to the Greek League Championship and was named the squad's Most Valuable Player... her team placed third in the Greek League Tournament and she was placed on the All-Tournament team.

Personal: Born on May 15, 2000... daughter of Konstantina Stenou and Dimitris Prapas... has one brother, Panagiotis Prapas... enjoys playing beach volleyball... lists her favorite movie of all-time as Love & Basketball... her favorite musician is Bruno Mars... majoring in psychology at Pitt.



Career Highs ///

PTS: 12 vs. Notre Dame, 3/4/20

REBS: 6 vs. Georgia Tech, 3/5/20

FGM: 4 vs. Notre Dame, 3/4/20

3FGM: 4 vs. Notre Dame, 3/4/20

FTM: 2 vs. Duke, 3/6/19

ASSTS: 3 vs. Notre Dame, 3/4/20

BLKS: 1, 2x; last vs. Virginia Tech, 1/31/19

STLS: 2 vs. Virginia Tech, 1/31/19

MINS: 24, 2x; last vs. Georgia Tech, 3/5/20

2019-20 Game-by-Game Stats ///

Opponent	Date	GS	MIN	Total		3-Pointers		Free throws		Rebounds				PF	A	T/O	BLK	STL	PTS	AVG	
				FG-FGA	PCT	3FG-3FGA	PCT	FT-FTA	PCT	OFF	DEF	TOT	AVG								
at UCF	11/06/2019		13:31	3-4	.750	2-2	1.000	0-0	.000	0	0	0	0	2	0	0	0	1	8	8.0	
Central Conn. St.	11/11/2019		15:48	2-3	.667	0-1	.000	0-0	.000	0	0	0	0	2	2	1	0	1	4	6.0	
Georgetown	11/16/2019		05:40	0-1	.000	0-1	.000	0-0	.000	0	1	1	0	3	0	0	1	0	0	4.0	
Fairleigh Dickinson	11/19/2019		06:58	2-2	1.000	0-0	.000	0-0	.000	1	1	2	0	8	1	0	0	0	4	4.0	
Duquesne	11/23/2019		06:10	0-3	.000	0-0	.000	0-0	.000	0	0	0	0	6	0	0	0	0	1	0	3.2
vs Ohio	11/29/2019		12:00	0-3	.000	0-2	.000	0-0	.000	0	2	2	0	8	1	1	1	0	0	0	2.7
vs Ole Miss	11/30/2019		04:00	0-2	.000	0-2	.000	0-0	.000	0	0	0	0	7	1	0	0	0	1	0	2.3
at Penn St.	12/05/2019		03:06	0-0	.000	0-0	.000	0-0	.000	0	0	0	0	6	0	0	0	0	0	0	2.0
Miami (OH)	12/17/2019		06:56	2-2	1.000	2-2	1.000	0-0	.000	1	0	1	0	7	1	0	0	0	1	6	2.4
at Cincinnati	12/21/2019		05:43	0-1	.000	0-0	.000	0-0	.000	0	0	0	0	6	0	1	1	0	0	0	2.2
Notre Dame	01/02/2020		03:16	0-0	.000	0-0	.000	0-0	.000	0	1	1	0	6	0	0	0	0	0	0	2.0
Boston College	01/05/2020		01:16	0-0	.000	0-0	.000	0-0	.000	0	1	1	0	7	0	0	0	0	0	0	1.8
at Virginia Tech	01/09/2020		02:34	0-1	.000	0-1	.000	0-0	.000	0	0	0	0	6	0	0	1	0	0	0	1.7
at Clemson	01/16/2020		00:56	0-0	.000	0-0	.000	0-0	.000	0	0	0	0	6	0	0	0	0	0	0	1.6
NC State	01/23/2020		06:35	0-0	.000	0-0	.000	0-0	.000	0	0	0	0	5	0	0	2	0	1	0	1.5
at Louisville	01/26/2020		02:34	0-0	.000	0-0	.000	0-0	.000	0	1	1	0	6	2	0	0	0	0	0	1.4
Florida St.	02/01/2020		02:34	0-1	.000	0-0	.000	0-0	.000	0	0	0	0	5	0	0	0	0	0	0	1.3
Georgia Tech	02/06/2020		09:10	0-3	.000	0-1	.000	0-0	.000	0	1	1	0	6	0	0	1	0	0	0	1.2
at Notre Dame	02/09/2020		16:55	0-5	.000	0-2	.000	0-0	.000	0	1	1	0	6	0	0	1	0	0	0	1.2
Duke	02/13/2020		17:01	3-7	.429	1-4	.250	0-0	.000	2	2	4	0	8	0	0	1	0	1	7	1.5
at Syracuse	02/16/2020		09:58	0-1	.000	0-1	.000	0-0	.000	1	0	1	0	8	3	1	0	0	0	0	1.4
at Boston College	02/20/2020		14:27	1-1	1.000	1-1	1.000	0-0	.000	0	0	0	0	7	3	0	0	0	0	3	1.5
Louisville	02/23/2020		18:55	0-7	.000	0-4	.000	0-0	.000	1	2	3	0	8	1	1	3	0	1	0	1.4
at Virginia	02/27/2020		16:32	1-3	.333	1-3	.333	0-0	.000	0	3	3	0	9	1	0	1	1	0	3	1.5
at Miami (FL)	03/01/2020		20:29	1-3	.333	1-2	.500	0-0	.000	0	2	2	1	0	1	2	3	0	0	3	1.5
vs Notre Dame	03/04/2020		21:46	4-4	1.000	4-4	1.000	0-0	.000	0	0	0	0	9	5	3	2	0	0	12	1.9
vs Georgia Tech	03/05/2020		23:50	3-6	.500	1-4	.250	0-0	.000	1	5	6	1	1	3	0	2	0	0	7	2.1
Totals			0	268:39	22-63	.349	13-37	.351	0-0	.000	7	23	30	1.1	27	11	21	1	8	57	2.1

Player Averages

Games Played	Minutes/game	Points/game	FG Pct	3FG Pct	FT Pct	Rebounds/game	Assists/game	Turnovers/game	Assist/Turnover ratio	Steals/game	Blocks/game
27	10.0	2.1	34.9	35.1	0.0	1.1	0.4	0.8	0.5	0.3	0.0



Wendell



AMBER

BROWN

5

**JUNIOR | FORWARD | 6-0
MONROE, LA | LITTLE ROCK CHRISTIAN ACADEMY**

Career Statistics ///

SEASON	GP-GS	MP	FG-FGA	PCT.	3PT-A	PCT.	FT-FTA	PCT.	REB	AVG.	PF-DQ	AS	TO	B	ST	TP	AVG.
2019-20	31-31	989	106-255	.416	0-1	.000	69-115	.600	238	7.7	64-0	44	79	10	28	281	9.1
2020-21	19-19	477	45-100	.450	0-0	.000	48-78	.615	115	6.1	44-2	28	32	2	15	138	7.3
2021-22	0-0	0	0-0	.000	0-0	.000	0-0	.000	0	0.0	0-0	0	0	0	0	0	0.0
Total	50-50	1466	151-355	.425	0-1	.000	117-193	.606	353	7.1	108-2	72	111	12	43	419	8.4

2020-21: One of two players to appear and start in all 19 games for the Panthers... Finished the season ranking third on the team in scoring (7.3 ppg) and second on the squad in rebounding (6.1 rpg)... Ranked fourth on the team and posted a career-high field goal percentage (45%)... Posted her best game of the season in the ACC Tournament against Boston College (3/3) as she netted 15 points and nine rebounds while going 7-for-8 from the free throw line... Netted 14 points, five rebounds and a career-high four steals in a win over Clemson (12/13)... Grabbed a season-high 11 rebounds to go along with seven points and three assists against Delaware (12/6)... Snagged 10 rebounds (five offensive) at Florida State (12/20)... Posted 11 points, nine rebounds and three assists across a career-high 39 minutes at Wake Forest (2/11)... Scored in double figures six times while grabbing double digit rebounds twice... Notched 5+ rebounds in 13 games... Played 20+ minutes in 17 of 19 games while posting 30+ minutes played in three games... Had seven games with multiple assists and three games with multiple steals... Also posted 28 assists and 15 steals on the year.

2019-20: One of two Panthers to start all 31 games this season... Named ACC Freshman of the Week twice (12/9, 1/6), becoming just the second Panther in program history to earn the weekly recognition twice in the same season... Averaged a team-high 31.9 minutes, 9.1 points and a team-high 7.7 rebounds while shooting 41.6% from the floor... Her 7.7 rpg led all ACC freshman while ranking ninth overall in the conference... Her 238 total rebounds are the fifth most in a single season by a Pitt freshman in program history... Posted a team-high five double-doubles on the season, the most in a season by a Pitt freshman since 2015-16... Averaged 12.0 ppg, 5.0 rpg and 2.0 apg during her first ACC Tournament appearance, scoring in double figures in both games... Recorded her first career double-double with 13 points and 10 rebounds on 5-for-7 from the floor in the win over Central Connecticut State (11/11)... Backed up her first career double-double with another one against Georgetown (11/16) as she finished the game with 11 points and 10 rebounds... Notched 16 points and 12 rebounds (seven offensive) in a road game against rival Penn State (12/5)... Had a career-high 17 points, seven rebounds and a career-best five assists on 7-for-8 shooting at Notre Dame (2/9)... Snagged a career-high 13 rebounds to go along with seven points in her first career ACC game at North Carolina (12/30)... Posted 12 points, three rebounds and two assists across 29 minutes in the ACC Tournament win over Notre Dame (3/4)... Had 12 points, seven rebounds and two assists across a team-high 37 minutes in the ACC Tournament Second Round game vs. Georgia Tech (3/5)... Notched three straight games with 10+ rebounds to become the first Pitt freshman since 2014-15 to do so... Posted a team-high 17 games scoring in double figures including in three straight to end the season... Had nine games with 10+ rebounds... Led team in rebounding 14 times... Grabbed at least four rebounds in 29 of her 31 games... Played 20+ minutes in all 31 games while recording 30+ minutes played a team-high 24 times.

High School: Attended Carroll High School for three seasons before transferring to Little Rock Christian Academy in Little Rock, Arkansas for her senior season... played a key role in leading Little Rock Christian Academy to a 29-2 record and an Arkansas State Championship during her senior season... finished off her senior campaign averaging 18.0 points, 9.0 rebounds and 4.0 steals while shooting 46% from the floor... earned All-State and All-Conference recognition after a strong senior campaign... as a junior at Carroll High School she averaged 28.0 points, 6.0 assists and 3.0 steals per game while being named First Team All-District and First Team All-NELA... helped lead Carroll to a district championship while being named MVP... rated as a three star recruit by ESPNW in the class of 2019.



Career Highs ///

- PTS: 17 at Notre Dame, 2/9/20
- REBS: 13 at North Carolina, 12/30/19
- FGM: 7 at Notre Dame, 2/9/20
- 3FGM: n/a
- FTM: 8, 2x; last vs. Syracuse, 2/7/21
- ASSTS: 5 at Notre Dame, 2/9/20
- BLKS: 2, 2x; last at Cincinnati, 12/21/19
- STLS: 4 vs. Clemson, 12/13/20
- MINS: 38 at Wake Forest, 2/11/21



2020-21 Game-by-Game Stats ///

Opponent	Date	GS	MIN	Total		3-Pointers		Free throws		Rebounds				PF	A	T/O	BLK	STL	PTS	AVG	
				FG-FGA	PCT	3FG-3FGA	PCT	FT-FTA	PCT	OFF	DEF	TOT	AVG								
George Mason	11/25/2020	*	21:23	1-1	1.000	0-0	0.000	5-7	.714	0	2	2	2.0	4	3	3	0	0	7	7.0	
Hofstra	11/29/2020	*	29:18	2-4	.500	0-0	0.000	0-0	0.000	2	6	8	5.0	4	4	1	0	2	4	5.5	
Delaware	12/06/2020	*	33:07	3-4	.750	0-0	0.000	1-2	.500	3	8	11	7.0	4	3	1	0	0	7	6.0	
at Virginia Tech	12/10/2020	*	26:36	2-2	1.000	0-0	0.000	3-5	.600	1	4	5	6.5	1	1	1	0	0	7	6.3	
Clemson	12/13/2020	*	24:50	4-7	.571	0-0	0.000	6-8	.750	1	4	5	6.2	2	1	5	0	4	14	7.8	
at Florida St.	12/20/2020	*	33:58	1-7	.143	0-0	0.000	1-4	.250	5	5	10	6.8	2	0	5	0	1	3	7.0	
Miami (FL)	01/21/2021	*	29:10	3-5	.600	0-0	0.000	2-3	.667	1	7	8	7.0	3	3	3	0	1	8	7.1	
at Clemson	01/26/2021	*	10:01	1-2	.500	0-0	0.000	0-0	.000	1	1	2	6.4	5	0	0	0	0	2	6.5	
at Syracuse	01/28/2021	*	24:12	2-4	.500	0-0	0.000	5-6	.833	2	6	8	6.6	2	0	1	0	2	9	6.8	
Virginia Tech	02/04/2021	*	23:41	5-8	.625	0-0	0.000	0-1	.000	4	3	7	6.6	5	1	2	1	0	10	7.1	
Syracuse	02/07/2021	*	23:28	1-7	.143	0-0	0.000	8-12	.667	2	4	6	6.5	2	1	0	0	1	10	7.4	
at Wake Forest	02/11/2021	*	37:34	3-9	.333	0-0	0.000	5-6	.833	5	4	9	6.8	1	3	1	0	0	11	7.7	
North Carolina	02/14/2021	*	23:16	2-2	1.000	0-0	0.000	0-2	.000	0	3	3	6.5	1	1	1	0	1	4	7.4	
at Boston College	02/16/2021	*	23:03	5-6	.833	0-0	0.000	0-0	.000	3	4	7	6.5	2	0	2	0	1	10	7.6	
Louisville	02/18/2021	*	19:19	0-7	.000	0-0	0.000	0-2	.000	3	2	5	6.4	0	1	0	0	1	0	7.1	
Notre Dame	02/22/2021	*	26:02	3-9	.333	0-0	0.000	1-6	.167	3	1	4	6.3	2	3	2	0	0	7	7.1	
at NC State	02/25/2021	*	21:22	2-4	.500	0-0	0.000	3-4	.750	0	3	3	6.1	2	0	1	0	0	7	7.1	
at Georgia Tech	02/28/2021	*	20:52	1-3	.333	0-0	0.000	1-2	.500	0	3	3	5.9	1	0	3	0	1	3	6.8	
vs Boston College	03/03/2021	*	27:33	4-9	.444	0-0	0.000	7-8	.875	4	5	9	6.1	1	3	0	1	0	15	7.3	
Totals			19	478:44	.45-100	.450	0-0	.000	48-78	.615	40	75	115	6.1	44	28	32	2	15	138	7.3

Player Averages

Games Played	Minutes/game	Points/game	FG Pct	3FG Pct	FT Pct	Rebounds/game	Assists/game	Turnovers/game	Assist/Turnover ratio	Steals/game	Blocks/game
19	25.2	7.3	45.0	0.0	61.5	6.1	1.5	1.7	0.9	0.8	0.1

Go Beyond



**DAYSHANETTE
HARRIS**

1

**JUNIOR | GUARD | 5-7
YOUNGSTOWN, OH | URSULINE**

Career Statistics ///

SEASON	GP-GS	MP	FG-FGA	PCT.	3PT-A	PCT.	FT-FTA	PCT.	REB	AVG.	PF-DQ	AS	TO	B	ST	TP	AVG.
2019-20	30-24	828	139-400	.348	20-75	.267	82-126	.651	135	4.5	90-5	79	134	7	53	380	12.7
2020-21	15-15	403	70-186	.376	2-19	.105	44-57	.772	65	4.3	40-2	70	63	3	20	186	12.4
2021-22	0-0	0	0-0	.000	0-0	.000	0-0	.000	0	0.0	0-0	0	0	0	0	0	0.0
Total	45-39	1231	209-586	.357	22-94	.234	126-183	.689	200	4.4	130-7	149	197	10	73	566	12.6

2020-21: Appeared and started the first 15 games of the season before missing the final four games due to injury... Earned ACC All-Academic Team honors for the second straight season... Finished the season averaging 26.9 mpg, 12.4 ppg, a team-high 4.7 apg, 4.3 rpg and 1.3 spg while shooting 77.2% from the free throw line... Her 4.7 assists per game were the highest per game average for a Pitt player since Laine Selwyn in 2002-03... Ranked third in the ACC in assists per game (4.7 apg) and fourth in the ACC in free throw percentage (85.7%) during ACC games... Notched a season-high 22 points, nine assists, five rebounds and three steals at Virginia Tech (12/10/20)... Posted 21 points, five assists and three rebounds while going 9-for-16 from the floor in a home win over Clemson (12/13/20)... Played a career-high 36 minutes and added seven points, seven assists and six rebounds at Wake Forest (2/11/21)... Netted 18 points including a career-best 8-for-10 performance from the free throw line against Virginia Tech (2/4/21)... Posted her third career double-double with a season-high 10 rebounds to go along with 11 points and six assists in the season opening win over George Mason (11/25/20)... Had eight games with 5+ assists and eight games with 5+ rebounds... Posted 11 games with 10+ points scored and two games with 20+ points... had five games with two or more steals including three games with a season-high three thefts.

2019-20: Appeared in 30 games while starting 24 at the point for the Panthers during her impressive freshman campaign... Named to the ACC All-Freshman Team, becoming just the second Pitt player in program history to earn the recognition... Closed out her first season leading the Panthers in scoring (12.7 ppg), assists (2.6 apg) and steals (1.8 spg) as she became the first Pitt freshman and the only freshman at a Power 5 program to lead her team in all three categories... She was also the only freshman at a Power 5 school to average at least 12.7 ppg, 2.6 apg and 1.8 spg on the year... She picked up her play during conference play as she led all ACC freshman in scoring (13.6 ppg) while also adding in 27.2 mpg, 4.6 rpg, 2.4 apg and 1.8 spg... Was tied for the scoring lead (20.5 ppg) during the ACC Tournament among players who played at least two tournament games... Also averaged 7.5 ppg, 3.0 apg and 2.5 spg during her first ACC Tournament... Posted her first career double-double in the ACC Tournament victory over Notre Dame (3/4) as she netted 20 points, 10 rebounds, three assists and three steals across 33 minutes while also hitting the game-winning jumper with 2.7 seconds left in regulation, her first career game-winner... Tallied a game-high 21 points, five rebounds, three assists and two steals in the ACC Tournament Second Round against Georgia Tech (3/5)... Recorded a career-high 27 points, six rebounds and two steals on the road against Boston College (2/20)... Led the Panthers with 26 points, six rebounds, four assists and four steals against rival Penn State (12/5) on the road... Notched her first career 20+ point effort against cross-town rival Duquesne (11/23) as she netted 22 points, five rebounds and two steals... Tallied 19 points, seven rebounds and a career-high six assists while connecting on a career-high three triples at Virginia (2/27)... Posted six 20+ point games, the most in a season by a Pitt freshman since 2011-12... Had three straight 20+ point games to close out the season as she was the only freshman in the ACC to do so this season and became the first Panther in over 20 years to accomplish the feat... Compiled 16 double figure scoring games including in each of her last eight games of the season... Led the team in assists and steals 16 times on the year... Posted 18 multiple steal games including 11 in ACC play and two in the ACC Tournament... Had 16 games with 5+ rebounds... Posted 20+ minutes played in 26 games and 30+ minutes played in 14 games including in five straight to end the season... Earned ACC All-Academic Team honors for the first time in her career... Named Pitt Athletics Student-Athlete of the Week (3/10) for the first time in her career.

High School: Was a four-year starter at Ursuline high school for head coach Vanessa Dickson... set the school and Mahoning County scoring record with 2,428 career points... named Division II Northeast Inland District Player of the Year and earned First Team All-Ohio honors as a senior... led her team to a 17-8 record and a trip to the Division II Austintown district final, but lost to undefeated Poland, 65-51... finished off her senior season averaging a career-high 28.3 points, 9.0 rebounds and 7.5 assists... also set the school record for points in a game and three-pointers in a game at Ursuline... rated as a three star recruit by ESPN.



Career Highs ///

- PTS: 27 at Boston College, 2/20/20
- REBS: 10, 2x; last vs. George Mason, 11/25/20
- FGM: 10 at Penn State, 12/5/19
- 3FGM: 3, 2x; last at Virginia, 2/27/20
- FTM: 8 vs. Virginia Tech, 2/4/21
- ASSTS: 9 at Virginia Tech, 12/10/21
- BLKS: 3 vs. Wake Forest, 1/30/20
- STLS: 4 at Penn State, 12/5/19
- MINS: 37 at Wake Forest, 2/11/21



2020-21 Game-by-Game Stats ///

Opponent	Date	GS	MIN	Total		3-Pointers		Free throws		Rebounds				PF	A	T/O	BLK	STL	PTS	AVG	
				FG-FGA	PCT	3FG-3FGA	PCT	FT-FTA	PCT	OFF	DEF	TOT	AVG								
George Mason	11/25/2020	*	27:55	5-17	.294	1-4	.250	0-0	.000	2	8	10	10.0	2	6	5	0	2	11	11.0	
Hofstra	11/29/2020	*	32:27	4-14	.286	0-2	.000	5-9	.556	1	7	8	9.0	2	6	2	0	1	13	12.0	
Delaware	12/06/2020	*	22:41	4-11	.364	0-1	.000	3-6	.500	0	6	6	8.0	3	3	6	0	0	11	11.7	
at Virginia Tech	12/10/2020	*	32:12	9-20	.450	1-2	.500	3-3	1.000	2	3	5	7.3	4	9	7	1	3	22	14.3	
Clemson	12/13/2020	*	23:07	9-16	.563	0-3	.000	3-5	.600	1	2	3	6.4	5	5	5	0	1	21	15.6	
at Florida St.	12/20/2020	*	31:53	7-14	.500	0-2	.000	4-5	.800	0	3	3	5.8	2	3	5	0	1	18	16.0	
Miami (FL)	01/21/2021	*	28:30	2-12	.167	0-0	.000	0-0	.000	1	4	5	5.7	1	6	4	1	1	4	14.3	
at Clemson	01/26/2021	*	28:35	3-10	.300	0-1	.000	4-4	1.000	1	1	2	5.3	3	6	5	0	2	10	13.8	
at Syracuse	01/28/2021	*	31:35	7-11	.636	0-0	.000	0-0	.000	0	0	0	4.7	2	4	4	0	1	14	13.8	
Virginia Tech	02/04/2021	*	26:05	5-15	.333	0-1	.000	8-10	.800	1	5	6	4.8	1	3	7	0	0	18	14.2	
Syracuse	02/07/2021	*	19:50	0-7	.000	0-2	.000	6-6	1.000	1	0	1	4.5	5	2	4	0	1	6	13.5	
at Wake Forest	02/11/2021	*	36:44	3-15	.200	0-1	.000	1-1	1.000	0	6	6	4.6	4	7	2	0	3	7	12.9	
North Carolina	02/14/2021	*	31:01	5-9	.556	0-0	.000	4-4	1.000	2	4	6	4.7	3	7	3	1	3	14	13.0	
at Boston College	02/16/2021	*	25:26	6-14	.429	0-0	.000	3-4	.750	1	3	4	4.6	3	3	4	0	1	15	13.1	
Louisville	02/18/2021	*	02:38	1-1	1.000	0-0	.000	0-0	.000	0	0	0	4.3	0	0	0	0	0	2	12.4	
Totals			15	400:40	70-186	.376	2-19	.105	44-57	.772	13	52	65	4.3	40	70	63	3	20	186	12.4

Player Averages

Games Played	Minutes/game	Points/game	FG Pct	3FG Pct	FT Pct	Rebounds/game	Assists/game	Turnovers/game	Assist/Turnover ratio	Steals/game	Blocks/game
15	26.7	12.4	37.6	10.5	77.2	4.3	4.7	4.2	1.1	1.3	0.2

Pitt



EMY

HAYFORD

4

**JUNIOR | GUARD | 5-8
MAASTRICHT, NETHERLANDS | CALANDLYCEUM**

Career Statistics ///

SEASON	GP-GS	MP	FG-FGA	PCT.	3PT-A	PCT.	FT-FTA	PCT.	REB	AVG.	PF-DQ	AS	TO	B	ST	TP	AVG.
2019-20	31-11	678	53-192	.276	17-86	.198	24-41	.585	100	3.2	61-2	36	65	4	18	147	4.7
2020-21	19-3	349	25-84	.298	2-19	.105	14-15	.933	44	2.3	32-1	39	49	0	16	66	3.5
2021-22	0-0	0	0-0	.000	0-0	.000	0-0	.000	0	0.0	0-0	0	0	0	0	0	0.0
Total	50-14	1027	78-276	.283	19-105	.181	38-56	.679	144	2.9	93-3	75	114	4	34	213	4.3

2020-21: Played in all 19 games while earning three starts at guard for the Panthers... Finished the season averaging 18.4 mpg, 3.5 ppg, 2.3 rpg and 2.1 apg while shooting a career-high 93.3% from the free throw line (14-for-15)... Had a career-high 39 assists and 16 steals on the year... Posted her best game of the season in a road game at Virginia Tech (12/10) as she netted 10 points, four rebounds and two assists while going 4-for-5 from the floor... Had seven points, four rebounds and two assists across 25 minutes of work at NC State (2/25)... Recorded a career-high five assists against Louisville (2/18) and Georgia Tech (2/28)... Averaged 21.0 mpg and 3.6 assists per game over her final five games of the season... Played double digit minutes in all 19 games while notching 20+ minutes played in five games... Had 13 games with multiple rebounds and 10 with multiple assists including in each of her final four games of the season.

2019-20: Appeared in all 31 games while making 11 starts for the Panthers during her first season... Averaged 21.9 mpg, 4.7 ppg and 3.2 rpg while posting 36 assists and 18 steals... Posted a career-high 13 points, four rebounds and two assists across 21 minutes of work against Georgetown (11/16)... Snagged a career-high 10 rebounds along with eight points in the win over Fairleigh Dickinson (11/19)... Had nine points, three rebounds and two assists at Penn State (12/5)... Posted eight points and six rebounds in the home ACC opener against Notre Dame (1/2)... Played a career-high 33 minutes to go along with six points and seven rebounds against Duke (2/13)... Posted seven points, three rebounds and two assists in her first ACC Tournament game as Pitt downed Notre Dame (3/4)... Notched a career-high three steals across 20 minutes at Boston College (2/20)... Scored 5+ points 18 times on the season while notching multiple assists nine times... Grabbed 5+ rebounds in six games... Posted 20+ minutes in 20 games and 30+ minutes in three games... Ranked fourth on the team with 17 three-pointers made.

Prior to Pitt: Finished off the 2019 FIBA U18 Women's European Championship for the Netherlands averaging 9.4 points, 4.9 rebounds and 2.1 assists... voted unanimously by the coaches as the MVP of the Luxemburg International Invitation for National Teams for women in 2017... selected as an All-Star in the Copenhagen International Invitation for girls under 15 – only All-Star selection from a non-finalist team in the history of the tournament... voted unanimously by coaches as MVP of the European women U16 tournament in Maastricht in 2015... 2015 Champion of the Belgium Regional Championships... listed as a three star recruit by ESPNW.

Personal: Born on April 8, 2001... daughter of Kingsley Hayford and Myrese Willems-Hoedemaekers... has two siblings, Floor Hayford and Sanne Willems-Hayford... she enjoys playing tennis and dancing... her two favorite athletes are Maya Moore and Blake Griffin... lists her favorite foods as popcorn and oysters... she describes her playing style as fast and furious.



Career Highs ///

PTS: 13 vs. Georgetown, 11/16/19

REBS: 10 vs. Fairleigh Dickinson, 11/19/19

FGM: 5 vs. Georgetown, 11/16/19

3FGM: 3 at Penn State, 12/5/19

FTM: 4, 2x; last at Boston College, 2/16/21

ASSTS: 5 vs. #3 Louisville, 2/18/21

BLKS: 1, 4x; last at Miami, 3/1/20

STLS: 4 vs. Boston College, 3/3/21

MINS: 33 vs. Duke, 2/13/20



2020-21 Game-by-Game Stats ///

Opponent	Date	GS	MIN	Total		3-Pointers		Free throws		Rebounds				PF	A	T/O	BLK	STL	PTS	AVG	
				FG-FGA	PCT	3FG-3FGA	PCT	FT-FTA	PCT	OFF	DEF	TOT	AVG								
George Mason	11/25/2020		16:14	1-3	.333	0-1	.000	0-0	.000	0	3	3	0	5	2	1	0	1	2	2.0	
Hofstra	11/29/2020		12:35	1-6	.167	0-2	.000	0-0	.000	1	0	1	2	0	0	2	0	0	2	2.0	
Delaware	12/06/2020		18:49	1-2	.500	0-0	.000	0-0	.000	1	3	4	2	1	4	4	0	0	2	2.0	
at Virginia Tech	12/10/2020		17:38	4-5	.800	1-1	1.000	1-1	1.000	2	2	4	3	2	2	4	0	0	10	4.0	
Clemson	12/13/2020		18:03	1-2	.500	0-1	.000	2-2	1.000	1	2	3	3	1	1	2	0	1	4	4.0	
at Florida St.	12/20/2020		12:53	1-4	.250	0-2	.000	0-0	.000	0	2	2	2	2	1	3	0	1	2	3.7	
Miami (FL)	01/21/2021		15:59	2-2	1.000	0-0	.000	0-0	.000	0	0	0	2	4	1	1	0	1	4	3.7	
at Clemson	01/26/2021		16:38	1-6	.167	0-0	.000	3-4	.750	2	1	3	2	1	3	0	0	3	5	3.9	
at Syracuse	01/28/2021		17:02	2-5	.400	0-0	.000	0-0	.000	0	3	3	2	6	1	0	5	0	2	3.9	
Virginia Tech	02/04/2021		18:42	1-5	.200	0-1	.000	0-0	.000	0	1	1	2	4	0	3	1	0	1	2.7	
Syracuse	02/07/2021		19:42	0-2	.000	0-1	.000	0-0	.000	1	0	1	2	3	4	1	3	0	0	3.4	
at Wake Forest	02/11/2021		15:12	2-6	.333	0-2	.000	2-2	1.000	1	1	2	2	3	1	1	0	0	1	6	3.6
North Carolina	02/14/2021		10:58	0-2	.000	0-0	.000	0-0	.000	2	1	3	2	3	1	1	3	0	0	3.3	
at Boston College	02/16/2021		16:24	0-2	.000	0-1	.000	4-4	1.000	2	1	3	2	4	0	1	1	0	0	4	3.4
Louisville	02/18/2021		23:10	0-5	.000	0-0	.000	2-2	1.000	0	1	1	2	3	1	5	5	0	0	2	3.3
Notre Dame	02/22/2021	*	19:21	0-5	.000	0-2	.000	0-0	.000	0	3	3	2	3	4	4	2	0	1	0	3.1
at NC State	02/25/2021	*	24:54	3-6	.500	1-3	.333	0-0	.000	1	3	4	2	4	2	4	0	0	7	3.3	
at Georgia Tech	02/28/2021		24:05	3-7	.429	0-0	.000	0-0	.000	1	0	1	2	3	2	5	2	0	0	6	3.4
vs Boston College	03/03/2021	*	30:29	2-9	.222	0-2	.000	0-0	.000	1	1	2	2	3	3	2	6	0	4	4	3.5
Totals			3 348:49	25-84	.298	2-19	.105	14-15	.933	16	28	44	2.3	32	39	49	0	16	66	3.5	

Player Averages

Games Played	Minutes/game	Points/game	FG Pct	3FG Pct	FT Pct	Rebounds/game	Assists/game	Turnovers/game	Assist/Turnover ratio	Steals/game	Blocks/game
19	18.4	3.5	29.8	10.5	93.3	2.3	2.1	2.6	0.8	0.8	0.0

Wendell



RITA

IGBOKWE

23

**JUNIOR | CENTER | 6-4
JONESBORO, GA | MUNDY'S MILL**

Career Statistics ///

SEASON	GP-GS	MP	FG-FGA	PCT.	3PT-A	PCT.	FT-FTA	PCT.	REB	AVG.	PF-DQ	AS	TO	B	ST	TP	AVG.
2019-20	31-7	604	60-130	.462	0-0	.000	20-39	.513	210	6.8	89-8	9	39	60	19	140	4.5
2020-21	19-16	345	39-77	.506	0-0	.000	17-33	.515	117	6.2	57-2	5	22	29	11	95	5.0
2021-22	0-0	0	0-0	.000	0-0	.000	0-0	.000	0	0.0	0-0	0	0	0	0	0	0.0
Total	50-23	949	99-207	.478	0-0	.000	37-72	.514	327	6.5	146-10	14	61	89	30	235	4.7

2020-21: Appeared in all 19 games while making a career-high 16 starts at center for the Panthers... Finished off the season averaging a career-high 5.0 ppg, 6.2 rpg and 1.5 bpg while leading the team in field goal percentage (50.6%)... Her 1.5 blocks per game ranked fifth in the ACC... Netted a season-high 12 points, eight rebounds, six blocks and two steals while going a perfect 6-for-6 from the floor across a season-high 28 minutes against Miami (1/21)... Notched her only double-double of the season against Delaware (12/6) as she finished with 11 points and 11 rebounds in just 18 minutes of work... Posted a season-high 12 rebounds to go along with seven points and two blocks at Wake Forest (2/11)... Totaled nine points, eight rebounds (six offensive) and three blocks while netting a career-high five free throws against Syracuse (1/28)... Grabbed 11+ rebounds twice while snagging at least five rebounds in 14 games... Shot at least 50% from the floor 12 times including two games without a miss... Recorded multiple blocked shots in six games while posting at least one rejection in 17 of Pitt's 19 games... Had two games scoring in double figures while netting 5+ points in eight games... Played double digit minutes in 18 games while notching 20+ minutes eight times.

2019-20: Appeared in all 31 games while making seven starts at center for the Panthers during her impressive freshman season... Finished off her season ranking second on the team averaging 6.8 rpg to go along with 4.5 ppg and a team-high 1.9 bpg... Averaged 19.5 mpg, as she was one of four Panthers to average at least 19.5 mpg on the year... Her 60 blocks were the most ever by a Pitt freshman, breaking a 43-year old school record, and eighth most in a season in program history... Her 1.9 bpg ranked third overall in the ACC and second among ACC freshman... Shot 46.2% from the floor as she was one of just two freshman in the ACC to lead their team in field goal percentage... Grabbed a team-high 92 offensive rebounds on the season while ranking fourth in the ACC in offensive rebounds/game (2.97 orpg)... Posted her first career double-double with a career-high 15 points and 11 rebounds, eight offensive, while going 6-for-11 from the floor against Duke (2/13)... Had a monster game with nine points, a career-high 18 rebounds and a career-high six blocks against Ohio (11/29)... The 18-rebound effort were the most in a game by a Pitt player since 2010 and most by a Pitt freshman since the 2005 campaign... Had 12 points, five rebounds, two blocks and two steals on 6-for-10 shooting against Boston College (1/5)... Notched nine rebounds, five blocks and four points against #14 Florida State (2/1)... Made her first career start at Syracuse (2/16) and netted seven points and four boards... Posted nine rebounds and four blocks in the ACC Tournament win over Notre Dame (3/4), the most blocks in an ACC Tournament game by a Pitt player in program history... Posted six games with 10+ rebounds while leading the team in rebounding 11 times... Had 17 games with multiple blocks while leading the Panthers in blocked shots a team-best 19 times... Played 20+ minutes in 18 games including in each of her final eight games of the season for Pitt.

High School: Played at Mundy's Mill High School in Jonesboro, GA... finished off her senior season averaging 10.0 points, 11.0 rebounds and 7.0 blocks while earning First Team All-Region... averaged 9.0 points, 9.0 rebounds and 4.0 blocks as a junior while being named First Team All-Region... earned Second Team All-Region as a freshman and sophomore at Mundy's Mill... rated as a three star recruit by ESPNW in the class of 2019.

Personal: Born on January 28, 2001... daughter of Casmir and Emmanuela Igbokwe... has three brothers, Anthony, Emmanuel and Michael and one sister, Jane... enjoys watching movies and lists her favorite movies as Coco and the Dark Knight... her favorite athletes are Bradley Beal and Serena Williams... she chose Pitt because of the family environment and the realness of the coaching staff... majoring in sports medicine at Pitt.



Career Highs ///

PTS: 15 vs. Duke, 2/13/20

REBS: 18 vs. Ohio, 11/29/19

FGM: 6, 3x; last vs. Miami, 1/21/21

3FGM: n/a

FTM: 5 at Syracuse, 1/28/21

ASSTS: 2, 2x; last at Miami, 3/1/20

BLKS: 6 vs. Ohio, 11/29/19

STLS: 3, 2x; last vs. Georgia Tech, 2/6/20

MINS: 32 vs. Duke, 2/13/20

2020-21 Game-by-Game Stats ///

Opponent	Date	GS	MIN	Total		3-Pointers		Free throws		Rebounds				PF	A	T/O	BLK	STL	PTS	AVG	
				FG	PCT	3FG	3FGA	PCT	FT	FTA	PCT	OFF	DEF								TOT
George Mason	11/25/2020	*	20:16	2-4	.500	0-0	.000	0-1	.000	0	6	6	6.0	5	2	2	1	0	4	4.0	
Hofstra	11/29/2020	*	14:44	2-3	.667	0-0	.000	1-2	.500	0	3	3	4.5	3	0	0	3	0	5	4.5	
Delaware	12/06/2020	*	19:15	4-6	.667	0-0	.000	3-4	.750	5	6	11	6.7	2	0	2	1	0	11	6.7	
at Virginia Tech	12/10/2020	*	22:43	1-4	.250	0-0	.000	0-0	.000	3	2	5	6.3	3	0	0	1	2	2	5.5	
Clemson	12/13/2020	*	14:13	2-4	.500	0-0	.000	0-0	.000	2	2	4	5.8	4	0	0	1	1	4	5.2	
at Florida St.	12/20/2020		15:09	1-4	.250	0-0	.000	0-0	.000	2	3	5	5.7	5	0	3	1	1	2	4.7	
Miami (FL)	01/21/2021	*	28:47	6-6	1.000	0-0	.000	0-0	.000	2	6	8	6.0	3	1	2	6	2	12	5.7	
at Clemson	01/26/2021	*	26:11	4-6	.667	0-0	.000	1-4	.250	1	4	5	5.9	2	0	1	1	0	9	6.1	
at Syracuse	01/28/2021	*	27:44	2-8	.250	0-0	.000	5-9	.556	6	2	8	6.1	2	1	0	3	0	9	6.4	
Virginia Tech	02/04/2021	*	20:22	1-2	.500	0-0	.000	0-0	.000	2	4	6	6.1	4	0	1	1	2	2	6.0	
Syracuse	02/07/2021	*	26:00	2-5	.400	0-0	.000	1-2	.500	5	4	9	6.4	3	0	1	1	1	5	5.9	
at Wake Forest	02/11/2021	*	21:06	3-5	.600	0-0	.000	1-2	.500	5	7	12	6.8	3	0	0	2	1	7	6.0	
North Carolina	02/14/2021	*	14:31	1-2	.500	0-0	.000	1-2	.500	3	6	9	7.0	4	0	0	1	0	3	5.8	
at Boston College	02/16/2021	*	08:50	0-1	.000	0-0	.000	0-0	.000	1	1	2	6.6	2	0	0	1	1	0	5.4	
Louisville	02/18/2021	*	15:30	1-4	.250	0-0	.000	1-2	.500	4	3	7	6.7	3	1	3	1	0	3	5.2	
Notre Dame	02/22/2021	*	13:42	1-3	.333	0-0	.000	0-0	.000	2	3	5	6.6	1	0	1	2	0	2	5.0	
at NC State	02/25/2021		13:45	1-1	1.000	0-0	.000	0-0	.000	1	3	4	6.4	3	0	3	0	0	2	4.8	
at Georgia Tech	02/28/2021	*	11:21	3-6	.500	0-0	.000	3-5	.600	0	3	3	6.2	2	0	0	0	0	9	5.1	
vs Boston College	03/03/2021		12:42	2-3	.667	0-0	.000	0-0	.000	2	3	5	6.2	3	0	3	2	0	4	5.0	
Totals			16	346:51	39-77	.506	0-0	.000	17-33	.515	46	71	117	6.2	57	5	22	29	11	95	5.0

Player Averages

Games Played	Minutes/game	Points/game	FG Pct	3FG Pct	FT Pct	Rebounds/game	Assists/game	Turnovers/game	Assist/Turnover ratio	Steals/game	Blocks/game
19	18.3	5.0	50.6	0.0	51.5	6.2	0.3	1.2	0.2	0.6	1.5



WOMEN'S



**DESTINY
STROTHER**

31

**JUNIOR | GUARD | 5-9
FLINT, MI | CARMEN-AINSWORTH (MARQUETTE)**

Career Statistics ///

SEASON	GP-GS	MP	FG-FGA	PCT.	3PT-A	PCT.	FT-FTA	PCT.	REB	AVG.	PF-DQ	AS	TO	B	ST	TP	AVG.
2019-20	17-0	46	5-12	.417	4-9	.444	0-2	.000	6	0.4	5-0	4	2	0	3	14	0.8
2020-21	19-0	335	40-119	.336	29-97	.299	4-6	.667	32	1.7	14-0	6	13	2	7	113	5.9
2021-22	0-0	0	0-0	.000	0-0	.000	0-0	.000	0	0.0	0-0	0	0	0	0	0	0.0
Total	36-0	381	45-131	.344	33-106	.311	4-8	.500	38	1.1	19-0	10	15	2	10	127	3.5

2020-21: Was a key contributor off the Pitt bench as she appeared in all 19 games... Finished the season averaging 5.9 ppg and 1.7 rpg while shooting 33.6% from behind the arc... Netted 29 three-pointers which were the second most on the team and most by any player in the ACC without one start... Posted a career-high 15 points and three rebounds while going 6-for-8 from the floor in a road win over Clemson (1/26)... Netted 12 points on 4-for-5 from behind the arc off the bench against Virginia Tech (2/4)... Had 11 points, three rebounds and a season-high two steals in a career-high 28 minutes in the road win over Boston College (2/16)... Scored in double figures four times while netting 5+ points 12 times... Netted at least one three-pointer in 14 games while netting multiple triples in 10 games... Had multiple rebounds 11 times and multiple steals twice... Played double digit minutes in 17 of the 19 games while going over the 20 minute plateau a career-high eight times.

2019-20 (at Marquette): Appeared in 17 games off the bench in her freshman campaign... Made her Marquette women's basketball debut with three points, one assist, and two rebounds in eight minutes against Morgan State (11/5)... Recorded three points and one rebound in a win over Milwaukee (Dec. 8)... Scored three points in five minutes in a win against Milwaukee (12/8)... Finished the season going 4-for-9 from behind the arc.

High School: Three-year varsity captain and four-year letter winner... Three-time All-State honoree, including First Team as a junior... Two-time Saginaw Valley League MVP and Team MVP... Was a three-time Flint Journal All-Area selection, including the All-Area Dream Team... The #205 recruit according to Blue Star... Led her team to two Saginaw Valley Championships and two District Championships... Ranks third all-time in scoring at Carmen-Ainsworth for women's basketball and holds the record for most points scored in a game (42 points).



Career Highs ///

- PTS: 15 at Clemson, 1/26/21
- REBS: 3, 5x; last at Boston College, 2/16/21
- FGM: 6 at Clemson, 1/26/21
- 3FGM: 4, 2x; last vs. North Carolina, 2/14/21
- FTM: 2 at Clemson, 1/26/21
- ASSTS: 2 at Xavier, 1/19/20
- BLKS: 1, 2x; last vs. Notre Dame, 2/22/21
- STLS: 2, 3x; last at Boston College, 2/16/21
- MINS: 28 at Boston College, 2/16/21



2020-21 Game-by-Game Stats ///

Opponent	Date	GS	MIN	Total		3-Pointers		Free throws		Rebounds				PF	A	T/O	BLK	STL	PTS	AVG
				FG-FGA	PCT	3FG-3FGA	PCT	FT-FTA	PCT	OFF	DEF	TOT	AVG							
George Mason	11/25/2020		10:56	0-1	.000	0-1	.000	0-0	.000	1	2	3	3.0	1	0	0	0	0	0	0.0
Hofstra	11/29/2020		13:41	3-6	.500	2-4	.500	0-0	.000	1	0	1	2.0	0	0	1	0	0	8	4.0
Delaware	12/06/2020		20:56	2-5	.400	2-5	.400	0-0	.000	1	1	2	2.0	0	1	1	0	0	6	4.7
at Virginia Tech	12/10/2020		07:47	0-1	.000	0-1	.000	0-0	.000	0	1	1	1.8	1	0	0	0	0	0	3.5
Clemson	12/13/2020		12:37	1-3	.333	1-3	.333	0-0	.000	0	3	3	2.0	1	0	0	0	0	3	3.4
at Florida St.	12/20/2020		16:10	0-6	.000	0-5	.000	0-0	.000	1	1	2	2.0	1	0	0	0	0	0	2.8
Miami (FL)	01/21/2021		15:04	3-6	.500	2-5	.400	0-0	.000	0	0	0	1.7	1	1	0	0	0	8	3.6
at Clemson	01/26/2021		26:59	6-8	.750	1-3	.333	2-2	1.000	1	2	3	1.9	1	0	1	0	1	15	5.0
at Syracuse	01/28/2021		24:59	3-10	.300	3-7	.429	0-0	.000	0	0	0	1.7	0	0	0	0	1	9	5.4
Virginia Tech	02/04/2021		22:57	4-5	.800	4-5	.800	0-0	.000	0	2	2	1.7	2	1	1	0	0	12	6.1
Syracuse	02/07/2021		17:24	2-6	.333	1-5	.200	1-2	.500	0	2	2	1.7	0	1	2	0	2	6	6.1
at Wake Forest	02/11/2021		20:38	3-11	.273	2-10	.200	0-0	.000	0	2	2	1.8	1	0	2	1	0	8	6.3
North Carolina	02/14/2021		24:56	4-15	.267	4-14	.286	0-0	.000	1	2	3	1.8	3	1	2	0	0	12	6.7
at Boston College	02/16/2021		28:14	4-12	.333	2-8	.250	1-2	.500	1	2	3	1.9	0	0	0	0	2	11	7.0
Louisville	02/18/2021		17:34	1-7	.143	1-5	.200	0-0	.000	0	2	2	1.9	0	0	1	0	0	3	6.7
Notre Dame	02/22/2021		22:17	2-7	.286	2-7	.286	0-0	.000	0	1	1	1.9	0	1	1	1	1	6	6.7
at NC State	02/25/2021		16:37	2-5	.400	2-5	.400	0-0	.000	0	1	1	1.8	0	0	1	0	0	6	6.6
at Georgia Tech	02/28/2021		02:44	0-1	.000	0-1	.000	0-0	.000	0	0	0	1.7	0	0	0	0	0	0	6.3
vs Boston College	03/03/2021		13:45	0-4	.000	0-3	.000	0-0	.000	0	1	1	1.7	2	0	0	0	0	0	5.9
Totals			0 336:14	40-119	.336	29-97	.299	4-6	.667	7	25	32	1.7	14	6	13	2	7	113	5.9

Player Averages

Games Played	Minutes/game	Points/game	FG Pct	3FG Pct	FT Pct	Rebounds/game	Assists/game	Turnovers/game	Assist/Turnover ratio	Steals/game	Blocks/game
19	17.7	5.9	33.6	29.9	66.7	1.7	0.3	0.7	0.5	0.4	0.1

Wendell



CYNTHIA

EZEJA

14

**REDSHIRT SOPHOMORE | FORWARD | 6-3
ATHENS, GREECE | 20TH HIGH SCHOOL OF ATHENS**

Career Statistics ///

SEASON	GP-GS	MP	FG-FGA	PCT.	3PT-A	PCT.	FT-FTA	PCT.	REB	AVG.	PF-DQ	AS	TO	B	ST	TP	AVG.
2019-20	REDSHIRTED DURING HER FIRST SEASON WITH PITT																
2020-21	17-4	288	23-47	.489	0-0	.000	4-22	.182	101	5.9	58-3	8	13	18	8	50	2.9
2021-22	0-0	0	0-0	.000	0-0	.000	0-0	.000	0	0.0	0-0	0	0	0	0	0	0.0
Total	17-4	288	23-47	.489	0-0	.000	4-22	.182	101	5.9	58-3	8	13	18	8	50	2.9

2020-21: Appeared in 17 games while making four starts for the Panthers... Finished the season averaging 16.9 mpg, 2.9 ppg, 5.9 rpg and 1.1 bpg while shooting 48.9% from the floor... Ranked sixth in the ACC in offensive rebounds per game (2.82 orpg) while also leading the Panthers with 48 offensive boards on the year... Posted a team-high three games with 11+ rebounds... Made her first career start at Florida State (12/20) and posted four points, 11 rebounds (five offensive) and two blocks across 25 minutes... Scored a season-high seven points and four rebounds in 17 minutes against Delaware (12/6)... Played a career-high 26 minutes while adding a career-high 13 rebounds and two blocks at Georgia Tech (2/28)... Snagged 11 rebounds including a career-high seven offensive rebounds to go along with four points in a win over Clemson (12/13)... Had 12 games with 5+ rebounds and six games with multiple blocks... Ranked second on the squad with 18 blocks while adding eight steals including two games with multiple thefts and eight assists... Played double digit minutes in 16 of 17 games including in each of her final 11 games of the season... Had four games with 20+ minutes played.

2019-20: Did not appear in any games... redshirted during her first season with the Panthers.

Prior to Pitt: Attended 20th High School of Athens after moving from Nigeria to Greece as a child... led her team to a second place finish at the National Championships as a senior... appeared in the five games for Greece during the 2019 FIBA U18 Women's European Championships and led her team to a second place finish... finished off a win over Slovakia in the opening game with 12 points, nine rebounds (six offensive) and two steals across 19 minutes of work... played for the top club team in Greece, Panathinaikos AC Athens under head coach Giorgos Kantzilieris.

Personal: Born on September 7, 2001... daughter of Rita and Dan Ezeja... has three siblings, Williams, Chisom and Emmanuel... her favorite athlete is Liz Cambage... enjoys eating sushi and pasta... her favorite TV show of all-time is Wild n'out... majoring in business administration at Pitt.



Career Highs ///

PTS: 7 vs. Delaware, 12/6/20

REBS: 13 at Georgia Tech, 2/28/21

FGM: 3, 2x; last at Boston College, 2/16/21

3FGM:n/a

FTM: 1, 4x; last at Georgia Tech, 2/28/21

ASSTS: 3 at #2 NC State, 2/25/21

BLKS: 2, 6x; last at Georgia Tech, 2/28/21

STLS: 2, 2x; last vs. Notre Dame, 2/22/21

MINS: 26 at Georgia Tech, 2/28/21



2020-21 Game-by-Game Stats ///

Opponent	Date	GS	MIN	Total		3-Pointers		Free throws		Rebounds				PF	A	T/O	BLK	STL	PTS	AVG
				FG-FGA	PCT	3FG-3FGA	PCT	FT-FTA	PCT	OFF	DEF	TOT	AVG							
Hofstra	11/29/2020		11:13	0-0	.000	0-0	.000	0-0	.000	2	2	4	4.0	3	1	1	0	1	0	0.0
Delaware	12/06/2020		16:11	3-5	.600	0-0	.000	1-2	.500	2	2	4	4.0	2	1	1	1	0	7	3.5
at Virginia Tech	12/10/2020		11:40	1-2	.500	0-0	.000	0-0	.000	2	1	3	3.7	5	0	0	0	0	2	3.0
Clemson	12/13/2020		21:26	2-3	.667	0-0	.000	0-2	.000	7	4	11	5.5	3	0	1	1	1	4	3.3
at Florida St.	12/20/2020	*	24:51	2-6	.333	0-0	.000	0-2	.000	5	6	11	6.6	4	0	0	2	0	4	3.4
at Clemson	01/26/2021		09:22	0-3	.000	0-0	.000	0-2	.000	5	1	6	6.5	3	1	0	1	0	0	2.8
at Syracuse	01/28/2021		09:33	2-3	.667	0-0	.000	0-0	.000	0	0	0	5.6	5	0	0	0	0	4	3.0
Virginia Tech	02/04/2021		18:60	1-1	1.000	0-0	.000	0-0	.000	3	3	6	5.6	4	0	2	0	1	2	2.9
Syracuse	02/07/2021		14:00	2-2	1.000	0-0	.000	0-0	.000	2	3	5	5.6	4	0	1	1	0	4	3.0
at Wake Forest	02/11/2021		22:44	2-3	.667	0-0	.000	0-0	.000	0	5	5	5.5	4	0	0	2	1	4	3.1
North Carolina	02/14/2021		16:51	1-3	.333	0-0	.000	0-3	.000	4	2	6	5.5	5	1	0	2	0	2	3.0
at Boston College	02/16/2021		14:56	3-4	.750	0-0	.000	0-0	.000	2	3	5	5.5	3	0	1	0	2	6	3.3
Louisville	02/18/2021		18:30	2-4	.500	0-0	.000	1-3	.333	4	2	6	5.5	4	0	0	2	0	5	3.4
Notre Dame	02/22/2021		15:23	1-2	.500	0-0	.000	0-2	.000	2	2	4	5.4	1	0	0	2	2	2	3.3
at NC State	02/25/2021	*	17:35	0-1	.000	0-0	.000	1-2	.500	3	4	7	5.5	3	3	3	1	0	1	3.1
at Georgia Tech	02/28/2021	*	26:41	0-2	.000	0-0	.000	1-4	.250	5	8	13	6.0	4	0	3	2	0	1	3.0
vs Boston College	03/03/2021	*	18:47	1-3	.333	0-0	.000	0-0	.000	0	5	5	5.9	1	1	0	1	0	2	2.9
Totals		4	288:41	23-47	.489	0-0	.000	4-22	.182	48	53	101	5.9	58	8	13	18	8	50	2.9

Player Averages

Games Played	Minutes/game	Points/game	FG Pct	3FG Pct	FT Pct	Rebounds/game	Assists/game	Turnovers/game	Assist/Turnover ratio	Steals/game	Blocks/game
17	17.0	2.9	48.9	0.0	18.2	5.9	0.5	0.8	0.6	0.5	1.1

Pitt



SANDRINE

CLESCA

0

SOPHOMORE | GUARD | 5-9
LAVAL, QUEBEC, CANADA | WINSTON-SALEM CHRISTIAN SCHOOL

Career Statistics ///

SEASON	GP-GS	MP	FG-FGA	PCT.	3PT-A	PCT.	FT-FTA	PCT.	REB	AVG.	PF-DQ	AS	TO	B	ST	TP	AVG.
2020-21	11-3	130	14-35	.400	4-8	.500	2-4	.500	12	1.1	6-0	10	11	1	4	34	3.1
2021-22	0-0	0	0-0	.000	0-0	.000	0-0	.000	0	0.0	0-0	0	0	0	0	0	0.0
Total	11-3	130	14-35	.400	4-8	.500	2-4	.500	12	1.1	6-0	10	11	1	4	34	3.1

2020-21: Appeared in 11 games while starting the final three games of the season at point guard for the Panthers... Finished the season averaging 11.7 mpg, 3.1 ppg and 1.1 rpg... Averaged 25.0 mpg, 6.6 ppg and 2.0 rpg across her three career starts... Netted a career-high 12 points, three rebounds and two steals while going 5-for-9 from the floor on the road against #2 NC State (2/25/21)... Notched a career-high three assists, five points and two rebounds against Notre Dame (2/22/21)... Finished off the win over Hofstra (11/29/20) with seven points and two rebounds... Posted 10+ minutes in five games... Scored 5+ points in four games.

High School: Played her senior season of high school basketball at Winston-Salem Christian School for head coach Delaney Rudd... Played her first three seasons of high school basketball in Quebec at St. Laurent... Helped lead Winston-Salem Christian School to the Independent School national championship as they posted an impressive 28-2 record... Led her team to the No. 1 ranking in the state of North Carolina and the No. 25 ranking in the country... Earned the 2020 Biosteel All-Canadian Game nomination after also earning the recognition following the 2019 campaign... Was invited to the U17 Canada Women's National Team camp while also being named St. Laurent team Most Valuable Player on two occasions... She was an All-Star Team member of the RSEQ League and a member of the Quebec Provincial Team during her impressive sophomore campaign... As a freshman she was named MVP of the RSEQ League while leading her squad to the RSEQ League championship... Rated as a four-star recruit out of Canada.

Personal: Born on May 13, 2001... Daughter of Mavens Clesca and Emmanuelle Saint-Merant... Has one sister, Jasmine, and one brother, Cedric... Enjoys social media and playing video games... Her favorite athlete is Kevin Durant... Lists her favorite musicians as Pop Smoke and Beyonce... Undecided major at Pitt.



Career Highs ///

- PTS: 12 at #2 NC State, 2/25/21
- REBS: 3 at #2 NC State, 2/25/21
- FGM: 5 at #2 NC State, 2/25/21
- 3FGM: 2 at #2 NC State, 2/25/21
- FTM: 2 vs. Hofstra, 11/29/20
- ASSTS: 3 vs. Notre Dame, 2/22/21
- BLKS: 1 at #2 NC State, 2/25/21
- STLS: 2 at #2 NC State, 2/25/21
- MINS: 33 at #2 NC State, 2/25/21



2020-21 Game-by-Game Stats ///

Opponent	Date	GS	MIN	Total		3-Pointers		Free throws		Rebounds					PTS	AVG				
				FG-FGA	PCT	3FG-3FGA	PCT	FT-FTA	PCT	OFF	DEF	TOT	AVG	PF			A	T/O	BLK	STL
George Mason	11/25/2020		03:04	0-0	.000	0-0	.000	0-0	.000	0	0	0	0.0	0	0	0	0	0	0	
Hofstra	11/29/2020		12:13	2-3	.667	1-1	1.000	2-2	1.000	1	1	2	1.0	0	0	1	0	1	7	3.5
Delaware	12/06/2020		07:47	1-3	.333	0-1	.000	0-0	.000	0	0	0	0.7	2	1	0	0	0	2	3.0
Clemson	12/13/2020		04:08	0-1	.000	0-0	.000	0-0	.000	0	1	1	0.8	1	0	1	0	0	0	2.3
at Florida St.	12/20/2020		00:41	0-0	.000	0-0	.000	0-0	.000	0	0	0	0.6	0	0	0	0	0	0	1.8
Virginia Tech	02/04/2021		00:38	0-0	.000	0-0	.000	0-0	.000	0	0	0	0.5	0	0	0	0	0	0	1.5
Louisville	02/18/2021		07:11	0-0	.000	0-0	.000	0-0	.000	0	1	1	0.6	0	2	1	0	0	0	1.3
Notre Dame	02/22/2021		17:41	2-5	.400	1-2	.500	0-2	.000	0	2	2	0.8	1	3	1	0	0	5	1.8
at NC State	02/25/2021	*	33:25	5-9	.556	2-3	.667	0-0	.000	0	3	3	1.0	2	1	3	1	2	12	2.9
at Georgia Tech	02/28/2021	*	27:28	4-9	.444	0-0	.000	0-0	.000	0	2	2	1.1	0	1	2	0	0	8	3.4
vs Boston College	03/03/2021	*	15:24	0-5	.000	0-1	.000	0-0	.000	0	1	1	1.1	0	2	2	0	1	0	3.1
Totals		3	129:39	14-35	.400	4-8	.500	2-4	.500	1	11	12	1.1	6	10	11	1	4	34	3.1

Player Averages

Games Played	Minutes/game	Points/game	FG Pct	3FG Pct	FT Pct	Rebounds/game	Assists/game	Turnovers/game	Assist/Turnover ratio	Steals/game	Blocks/game
11	11.8	3.1	40.0	50.0	50.0	1.1	0.9	1.0	0.9	0.4	0.1

2020-21: Appeared in 16 games off the bench for the Panthers during her freshman season... Opened her career with nine points, three rebounds and two steals on 4-for-9 shooting in the win over George Mason (11/25)... Had nine points and two rebounds while connecting on a career-high two triples in the ACC Tournament game vs. Boston College (3/3)... Averaged 20.3 minutes, 5.0 points and 2.8 rebounds across the final four games of the season... Grabbed a career-high four rebounds against North Carolina (2/14) and Notre Dame (2/22)... Posted three games with 5+ points... Played double digit minutes in five games including in each of the final four games of the season... Had six games with at least one three-pointer made.

High School: Attended Dawson College and played for head coach Trevor Williams... Led her team to a 15-1 record during her senior season while averaging a career-high 16.5 points, 7.3 rebounds, 3.3 assists, 2.1 steals and 2.1 blocks... Named RSEQ Player of the Year and First Team All-Star after her strong senior season... Earned CCAA All-Canada recognition and was a nominee for the CCAA Player of the Year following her senior season... Earned RSEQ First Team All-Star nod following her junior season as she averaged 11.5 points and 6.1 rebounds for the Blues... Rated as a three-star recruit by ESPN in the 2020 class.

Personal: Born on December 2, 1999... Daughter of Jesner Exanor and Nancy Mervil... Has two siblings Jestina Exanor and Jeseney Exanor... Enjoys drawing and baking... Lists her favorite athlete as LeBron James... Her favorite foods are tacos and wings... Her two favorite movies are Think Like A Man and Love & Basketball... Intends to major in pre-education at Pitt.



Career Highs ///

- PTS: 9, 2x; last vs. Boston College, 3/3/21
- REBS: 4, 2x; last vs. Notre Dame, 2/22/21
- FGM: 4 vs. George Mason, 11/25/20
- 3FGM: 2 vs. Boston College, 3/3/21
- FTM: 1 vs. Boston College, 3/3/21
- ASSTS: 1, 5x; last vs. Boston College, 3/3/21
- BLKS: 1, 2x; last at Georgia Tech, 2/28/21
- STLS: 2 vs. George Mason, 11/25/20
- MINS: 28 at Georgia Tech, 2/28/21



2020-21 Game-by-Game Stats ///

Opponent	Date	GS	MIN	Total		3-Pointers		Free throws		Rebounds				PF	A	T/O	BLK	STL	PTS	AVG
				FG-FGA	PCT	3FG-3FGA	PCT	FT-FTA	PCT	OFF	DEF	TOT	AVG							
George Mason	11/25/2020		15:43	4-9	.444	1-4	.250	0-0	.000	1	2	3	3.0	4	0	0	0	2	9	9.0
Hofstra	11/29/2020		03:57	0-0	.000	0-0	.000	0-0	.000	0	0	0	1.5	1	0	1	0	0	0	4.5
Clemson	12/13/2020		05:37	0-2	.000	0-2	.000	0-0	.000	0	0	0	1.0	1	1	1	0	0	0	3.0
Miami (FL)	01/21/2021		09:59	1-4	.250	1-3	.333	0-0	.000	0	1	1	1.0	0	0	0	0	3	3.0	
at Clemson	01/26/2021		08:26	1-4	.250	0-1	.000	0-0	.000	1	1	2	1.2	1	1	1	0	1	2	2.8
at Syracuse	01/28/2021		02:44	0-0	.000	0-0	.000	0-0	.000	0	0	0	1.0	0	0	0	0	0	0	2.3
Virginia Tech	02/04/2021		02:41	0-1	.000	0-1	.000	0-0	.000	0	0	0	0.9	0	0	0	0	0	0	2.0
Syracuse	02/07/2021		02:01	0-0	.000	0-0	.000	0-0	.000	0	0	0	0.8	0	0	0	0	1	0	1.8
at Wake Forest	02/11/2021		01:16	0-0	.000	0-0	.000	0-0	.000	0	0	0	0.7	1	0	0	0	0	0	1.6
North Carolina	02/14/2021		09:15	1-4	.250	0-2	.000	0-0	.000	2	2	4	1.0	0	0	0	0	0	2	1.6
at Boston College	02/16/2021		04:04	0-2	.000	0-2	.000	0-0	.000	1	0	1	1.0	1	0	0	0	0	0	1.5
Louisville	02/18/2021		04:25	0-3	.000	0-2	.000	0-0	.000	1	0	1	1.0	1	1	0	0	1	0	1.3
Notre Dame	02/22/2021		16:57	2-6	.333	1-3	.333	0-0	.000	3	1	4	1.2	3	0	1	0	1	5	1.6
at NC State	02/25/2021		15:36	1-2	.500	1-2	.500	0-0	.000	0	2	2	1.3	0	0	0	0	0	3	1.7
at Georgia Tech	02/28/2021		27:52	1-5	.200	1-4	.250	0-0	.000	1	2	3	1.4	3	1	1	1	1	3	1.8
vs Boston College	03/03/2021		19:59	3-5	.600	2-4	.500	1-2	.500	1	1	2	1.4	3	1	0	0	1	9	2.3
Totals			0 150:32	14-47	.298	7-30	.233	1-2	.500	11	12	23	1.4	19	5	5	2	8	36	2.3

Player Averages

Games Played	Minutes/game	Points/game	FG Pct	3FG Pct	FT Pct	Rebounds/game	Assists/game	Turnovers/game	Assist/Turnover ratio	Steals/game	Blocks/game
16	9.4	2.3	29.8	23.3	50.0	1.4	0.3	0.3	1.0	0.5	0.1

Wendell



TRACEY

HUESTON

13

**SOPHOMORE | FORWARD | 6-2
ROANOKE, VA | NORTHSIDE**

Career Statistics ///

SEASON	GP-GS	MP	FG-FGA	PCT.	3PT-A	PCT.	FT-FTA	PCT.	REB	AVG.	PF-DQ	AS	TO	B	ST	TP	AVG.
2020-21	16-0	93	11-30	.367	0-2	.000	8-10	.800	23	1.4	18-0	3	9	6	3	30	1.9
2021-22	0-0	0	0-0	.000	0-0	.000	0-0	.000	0	0.0	0-0	0	0	0	0	0	0.0
Total	16-0	93	11-30	.367	0-2	.000	8-10	.800	23	1.4	18-0	3	9	6	3	30	1.9

2020-21: Appeared in 16 games off the Pitt bench during her first season... Posted season averages of 5.8 mpg, 1.9 ppg and 1.4 rpg... Scored a career-high six points on 2-for-3 shooting across five minutes in the Panthers' win over Hofstra (11/29)... Snagged a career-high five rebounds (two offensive) to go along with four points and a block in a career-high 12 minutes against Notre Dame (2/22)... Scored five points, three rebounds, one block, one steal and one assist at Georgia Tech (2/28)... Had six games with one block and five games with multiple rebounds... Totaled 93 minutes while notching six blocks, three steals and three assists.

High School: Was a three-sport athlete (Volleyball, basketball, track & field) at Northside High School including a four-year member of the women's basketball team for head coach Corrie Cromer... Four-star recruit ranked as the 17th best forward and the 73rd overall prospect in the class of 2020 by ESPN... Missed her senior season due to a knee injury... Finished off her junior season averaging a team-high 20.4 ppg... Netted a season-high 45 points in the Region 3D tournament loss to Patrick County... Named First Team 3D All-Region and First Team All-Timesland following her impressive junior campaign... Three-time First Team All-Blue Ridge District team member... Ranks third all-time in scoring in Northside High School women's basketball history after playing just three seasons... Was the VHSL Class 3 state champion in the shot put and discus as a junior on the track & field team... School record holder in the shot put at Northside... Also earned First Team VHSL All-Blue Ridge District and VHSL 3D All-Region honors in volleyball as a junior.

Personal: Born on March 18, 2002... Daughter of Damon and Doris Hueston... Has two siblings, Alexis Hueston and India Hanley... Enjoys playing PS4 and making TikToks... Her favorite athletes are Serena Williams and LeBron James... She enjoys R&B music and lists her favorite artist as Frank Ocean... Her father, Damon, played football at North Carolina from 1984-1989 and her sister, Alexis, is a rising senior on the Gardner Webb women's basketball team... Plans on majoring in biology at Pitt.



Career Highs ///

PTS: 6 vs. Hofstra, 11/29/20

REBS: 5 vs. Notre Dame, 2/22/21

FGM: 2, 3x; last at Georgia Tech, 2/28/21

3FGM:n/a

FTM: 2, 3x; last Notre Dame, 2/22/21

ASSTS: 1, 3x; last at Georgia Tech, 2/28/21

BLKS: 1, 6x; last at Georgia Tech, 2/28/21

STLS: 1, 3x; last at Georgia Tech, 2/28/21

MINS: 12 vs. Notre Dame, 2/22/21



2020-21 Game-by-Game Stats ///

Opponent	Date	GS	MIN	Total		3-Pointers		Free throws		Rebounds				PF	A	T/O	BLK	STL	PTS	AVG
				FG-FGA	PCT	3FG-3FGA	PCT	FT-FTA	PCT	OFF	DEF	TOT	AVG							
George Mason	11/25/2020		04:43	1-4	.250	0-0	.000	0-0	.000	2	0	2	2.0	1	0	1	0	2	2.0	
Hofstra	11/29/2020		05:16	2-3	.667	0-1	.000	2-2	1.000	1	0	1	1.5	2	0	1	0	1	6.0	
at Virginia Tech	12/10/2020		05:37	0-0	.000	0-0	.000	0-0	.000	0	1	1	1.3	0	0	1	0	0	2.7	
Clemson	12/13/2020		03:51	0-0	.000	0-0	.000	0-0	.000	0	1	1	1.3	0	0	1	0	0	2.0	
Miami (FL)	01/21/2021		04:37	0-0	.000	0-0	.000	2-2	1.000	1	0	1	1.2	1	1	0	0	1	2.0	
at Clemson	01/26/2021		03:54	1-1	1.000	0-0	.000	0-0	.000	0	1	1	1.2	2	0	0	0	0	2.0	
at Syracuse	01/28/2021		02:43	1-2	.500	0-0	.000	0-0	.000	0	1	1	1.1	1	0	1	0	0	2.0	
Virginia Tech	02/04/2021		00:38	0-0	.000	0-0	.000	0-0	.000	0	0	0	1.0	0	0	0	0	0	1.8	
at Wake Forest	02/11/2021		01:10	0-1	.000	0-0	.000	0-0	.000	0	0	0	0.9	0	0	0	0	0	1.6	
North Carolina	02/14/2021		06:47	0-1	.000	0-0	.000	0-0	.000	2	0	2	1.0	1	1	1	0	0	1.4	
at Boston College	02/16/2021		08:07	2-3	.667	0-0	.000	0-0	.000	0	3	3	1.2	3	0	1	0	0	4.6	
Louisville	02/18/2021		06:00	1-3	.333	0-0	.000	1-2	.500	1	0	1	1.2	0	0	0	0	3	1.8	
Notre Dame	02/22/2021		11:57	1-3	.333	0-0	.000	2-3	.667	2	3	5	1.5	0	0	1	0	4	1.9	
at NC State	02/25/2021		08:40	0-1	.000	0-0	.000	0-0	.000	0	0	0	1.4	2	0	2	1	0	1.8	
at Georgia Tech	02/28/2021		11:48	2-5	.400	0-0	.000	1-1	1.000	2	1	3	1.5	1	1	0	1	5	2.0	
vs Boston College	03/03/2021		07:08	0-3	.000	0-1	.000	0-0	.000	0	1	1	1.4	4	0	3	0	0	1.9	
Totals			0 92:56	11-30	.367	0-2	.000	8-10	.800	11	12	23	1.4	18	3	9	6	3	30	1.9

Player Averages

Games Played	Minutes/game	Points/game	FG Pct	3FG Pct	FT Pct	Rebounds/game	Assists/game	Turnovers/game	Assist/Turnover ratio	Steals/game	Blocks/game
16	5.8	1.9	36.7	0.0	80.0	1.4	0.2	0.6	0.3	0.2	0.4

Washington



LIATU

KING

2

**SOPHMORE | GUARD | 6-0
WASHINGTON, D.C. | BISHOP MCNAMARA**

Career Statistics ///

SEASON	GP-GS	MP	FG-FGA	PCT.	3PT-A	PCT.	FT-FTA	PCT.	REB	AVG.	PF-DQ	AS	TO	B	ST	TP	AVG.
2020-21	19-0	271	41-89	.461	0-0	.000	13-22	.591	88	4.6	30-0	0.6	17	8	7	95	5.0
2021-22	0-0	0	0-0	.000	0-0	.000	0-0	.000	0	0.0	0-0	0	0	0	0	0	0.0
Total	19-0	271	41-89	.461	0-0	.000	13-22	.591	88	4.6	30-0	0.6	17	8	7	95	5.0

2020-21: Was a key contributor off the bench for the Panthers as she appeared in all 19 games... Averaged 14.3 mpg, 5.0 ppg and 4.6 rpg on the season off the bench... Ranked fourth on the team in rebounding (4.6 rpg)... Finished the season shooting 46.1% from the floor which ranked third on the team... Posted a career-high 15 points and eight rebounds while going 7-for-11 from the floor in a road win over Clemson (1/26)... Netted 11 points on 4-for-7 from the floor in a home win over Clemson (12/13)... Nearly notched a double-double in a road win over Boston College (2/16) as she netted nine points, a career-high 10 rebounds and a career-high four blocks... Opened her career with eight points and seven rebounds in a win over George Mason (11/25)... Scored in double figures twice while netting at least five points in 10 games off the bench... Had eight games with 5+ rebounds... Played double digit minutes in 16 of the Panthers' 19 games on the season.

High School: Was a four-year member of the Bishop McNamara varsity basketball team and played for head coach Frank Oliver Jr.... Finished off her impressive high school career with 1,024 points and 1,018 rebounds... Helped lead her team to a 28-5 overall record and their first Washington Catholic Athletic Conference championship since 2008... Scored a team-high 13 points in the WCAC Championship game victory over No. 16 Paul VI (Fairfax, Va.)... Named First Team All-WCAC and Washington Post's Second Team All-Met following her strong senior season... Earned Second Team All-WCAC as a junior after averaging 9.0 ppg... Led her AAU team to the 2019 Nike EYBL championship... Earned Summa Cum Laude Honor Roll accolades each year in high school... She is a member of the American Sign Language Honor Society.

Personal: Born on February 10, 2002... Daughter of Patricia Oporum and David King... Has one sibling, Precious King... Lists her favorite athletes as Michael Jordan and Gabby Douglas... Here favorite foods are pizza and chicken wings... Enjoys listening to R&B and rap music... Also played football growing up... She learned sign language at 10 months old because her mother is deaf... Intends to major in computer engineering at Pitt.



Career Highs ///

- PTS: 15 vs. Clemson, 1/26/21
- REBS: 10 vs. Boston College, 2/16/21
- FGM: 7 vs. Clemson, 1/26/21
- 3FGM:n/a
- FTM: 3, 2x; last Boston College, 2/16/21
- ASSTS: 3 vs. Syracuse, 2/7/21
- BLKS: 4 vs. Boston College, 2/16/21
- STLS: 1, 7x; last NC State, 2/25/21
- MINS: 25 vs. Boston College, 2/16/21

2020-21 Game-by-Game Stats ///

Opponent	Date	GS	MIN	Total		3-Pointers		Free throws		Rebounds				PF	A	T/O	BLK	STL	PTS	AVG
				FG-FGA	PCT	3FG-3FGA	PCT	FT-FTA	PCT	OFF	DEF	TOT	AVG							
George Mason	11/25/2020		15:59	4-7	.571	0-0	.000	0-0	.000	4	3	7	7.0	2	0	0	1	1	8	8.0
Hofstra	11/29/2020		10:42	0-0	.000	0-0	.000	0-0	.000	1	1	2	4.5	2	0	1	1	1	0	4.0
Delaware	12/06/2020		06:53	0-0	.000	0-0	.000	0-0	.000	0	2	2	3.7	0	0	0	0	0	0	2.7
at Virginia Tech	12/10/2020		13:24	2-3	.667	0-0	.000	0-0	.000	0	2	2	3.3	3	0	1	0	0	4	3.0
Clemson	12/13/2020		11:33	4-7	.571	0-0	.000	3-3	1.000	1	1	2	3.0	1	0	0	0	1	11	4.6
at Florida St.	12/20/2020		06:02	2-5	.400	0-0	.000	1-1	1.000	2	1	3	3.0	0	0	0	0	0	5	4.7
Miami (FL)	01/21/2021		16:08	4-9	.444	0-0	.000	0-0	.000	2	7	9	3.9	3	2	1	0	0	8	5.1
at Clemson	01/26/2021		21:33	7-11	.636	0-0	.000	1-4	.250	4	4	8	4.4	2	1	0	0	0	15	6.4
at Syracuse	01/28/2021		15:48	0-6	.000	0-0	.000	0-0	.000	3	5	8	4.8	3	2	1	1	1	0	5.7
Virginia Tech	02/04/2021		12:55	1-1	1.000	0-0	.000	0-0	.000	2	2	4	4.7	0	0	0	0	0	2	5.3
Syracuse	02/07/2021		16:03	3-6	.500	0-0	.000	1-2	.500	3	3	6	4.8	1	3	2	0	1	7	5.5
at Wake Forest	02/11/2021		05:49	0-0	.000	0-0	.000	0-0	.000	1	0	1	4.5	1	0	1	0	0	0	5.0
North Carolina	02/14/2021		15:49	3-6	.500	0-0	.000	2-2	1.000	2	0	2	4.3	2	0	0	1	0	8	5.2
at Boston College	02/16/2021		25:04	3-7	.429	0-0	.000	3-4	.750	6	4	10	4.7	0	2	1	4	1	9	5.5
Louisville	02/18/2021		20:41	3-9	.333	0-0	.000	0-0	.000	2	4	6	4.8	3	1	2	0	0	6	5.5
Notre Dame	02/22/2021		12:56	2-5	.400	0-0	.000	0-2	.000	1	2	3	4.7	2	0	0	0	0	4	5.4
at NC State	02/25/2021		21:42	3-4	.750	0-0	.000	2-4	.500	2	1	3	4.6	0	0	4	0	1	8	5.6
at Georgia Tech	02/28/2021		13:12	0-2	.000	0-0	.000	0-0	.000	1	7	8	4.8	3	0	1	0	0	0	5.3
vs Boston College	03/03/2021		10:26	0-1	.000	0-0	.000	0-0	.000	0	2	2	4.6	2	0	2	0	0	0	5.0
Totals		0	272:39	41-89	.461	0-0	.000	13-22	.591	37	51	88	4.6	30	11	17	8	7	95	5.0

Player Averages

Games Played	Minutes/game	Points/game	FG Pct	3FG Pct	FT Pct	Rebounds/game	Assists/game	Turnovers/game	Assist/Turnover ratio	Steals/game	Blocks/game
19	14.3	5.0	46.1	0.0	59.1	4.6	0.6	0.9	0.6	0.4	0.4



Worship



MALIYAH

JOHNSON

21

**FRESHMAN | GUARD | 6-0
COLUMBUS, OHIO | AFRICENTRIC EARLY COLLEGE**

Career Statistics ///

SEASON	GP-GS	MP	FG-FGA	PCT.	3PT-A	PCT.	FT-FTA	PCT.	REB	AVG.	PF-DQ	AS	TO	B	ST	TP	AVG.
2021-22	0-0	0	0-0	.000	0-0	.000	0-0	.000	0	0.0	0-0	0	0	0	0	0	0.0
Total	0-0	0	0-0	.000	0-0	.000	0-0	.000	0	0.0	0-0	0	0	0	0	0	0.0

High School: Was a four-year player for Columbus Africentric Early College under head coach William McKinney... finished off her senior season averaging a career-high 18.5 points and 12.0 rebounds while leading her squad to an 11-3 overall record and claiming their sixth straight Division III district championship... named First Team All-City, First Team All-Central District and Third Team All-Ohio during her strong senior campaign... helped her squad collect Ohio State Championships in 2018 and 2019... also a key contributor on the volleyball team that won multiple City League championships.

Personal: Born May 24, 2003... daughter of Marcus Johnson and Kendra Waters... has two brothers, Marcus and Mekhi... lists her favorite athlete of all-time as Maya Moore... enjoys listening to R&B and rap music... her favorite movies are Paid in Full and Coraline... undecided major at Pitt.



Career Highs ///

PTS: n/a

REBS: n/a

FGM: n/a

3FGM: n/a

FTM: n/a

ASSTS: n/a

BLKS: n/a

STLS: n/a

MINS: n/a



CAREER GAME-BY-GAME STATISTICS

MARY DUNN

2016-17 Opp. (at YSU) PTS REB AST BLK STL

American	6	4	0	0	0
at Pitt	8	7	1	3	0
at Hawaii	14	4	0	0	0
vs. Sacramento St.	15	6	0	4	0
Tiffin	11	3	0	1	0
at No. Arizona	9	3	0	0	0
St. Francis (PA)	7	5	0	0	0
Akron	19	5	0	1	2
at Kent State	14	2	0	1	0
Cornell	19	5	0	0	0
Point Park	21	4	0	0	0
at Cleveland St.*	16	6	0	1	0
at Wright St.*	13	4	1	0	0
at No. Kentucky*	18	5	0	1	0
UIC*	10	4	0	1	0
Valparaiso*	18	6	0	3	1
Cleveland St.*	6	4	1	0	0
at Detroit Mercy*	2	1	0	1	0
at Oakland*	12	6	0	0	0
Green Bay*	0	0	0	0	0
at UIC*	2	0	0	0	0
at Milwaukee*	17	2	1	1	0
at Green Bay*	2	3	0	0	0
No. Kentucky*	18	8	1	0	0
Wright St.*	6	2	0	0	0
Oakland*	14	4	0	0	0
Detroit Mercy*	10	5	1	0	0
vs. Valparaiso*	8	2	0	1	1

2017-18 Opp. (at YSU) PTS REB AST BLK STL

at Pitt	4	4	0	0	1
Kent State	2	0	0	0	0
at Loyola Chicago	4	4	1	0	0
Ohio Valley	23	12	3	1	0
Bucknell	5	2	0	0	0
at Robert Morris	3	1	0	2	0
at American	2	2	0	0	0
at Akron	6	2	0	1	0
at St. Francis (Pa.)	8	5	1	0	0
No. Arizona	7	9	1	2	2
Penn State-Beaver	13	2	1	2	1
Detroit Mercy*	6	2	0	2	0
Oakland*	7	4	1	0	1
UIC*	8	5	0	0	0
IUPUI*	7	5	1	2	0
at #24 Green Bay*	2	3	1	0	0
at Milwaukee*	2	1	0	0	0
at Wright St.*	2	2	0	0	0
at Cleveland St.*	2	1	0	0	0
No. Kentucky*	9	5	1	1	0
Wright St.*	2	0	0	0	0
at Oakland*	24	8	0	3	1
at Detroit Mercy*	11	9	2	2	0
at IUPUI*	8	6	0	2	1
at UIC*	12	3	1	1	1
Milwaukee*	7	1	0	1	0
#19 Green Bay*	8	2	1	0	0
at No. Kentucky*	9	3	0	2	0
Cleveland St.*	9	7	0	2	0
vs. Milwaukee	2	4	0	1	0
vs. #21 Green Bay	2	7	0	0	0
Binghamton %	3	2	0	0	0

2018-19 Opp. (at YSU) PTS REB AST BLK STL

Robert Morris	7	4	0	1	0
Loyola Chicago	12	7	2	1	1
at Pitt	9	4	1	2	0

Carlow	11	5	2	1	1
at Kent State	0	4	0	0	0
Yale	14	8	1	1	1
Akron	15	9	2	2	1
at Canisius	8	9	1	0	0
St. Francis (Pa.)	13	6	0	0	0
at Bucknell	14	5	0	0	0
Thiel	22	11	3	3	0
at Detroit Mercy*	24	8	1	1	1
at Oakland*	12	6	0	1	0
UIC*	26	13	0	2	0
IUPUI*	17	7	2	1	1
at Milwaukee*	3	4	1	0	0
at Green Bay*	7	6	0	0	0
Wright St.*	7	3	1	0	0
No. Kentucky*	23	11	2	5	0
Cleveland St.*	22	7	1	0	0
Oakland*	15	4	0	0	0
Detroit Mercy*	14	4	0	0	0
at IUPUI*	14	4	0	4	0
at UIC*	22	5	1	1	1
Green Bay*	5	1	0	1	0
Milwaukee*	14	3	0	2	1
at No. Kentucky*	4	1	0	0	0
at Wright St.*	18	4	0	0	0
at Cleveland St.*	10	1	0	1	1
Milwaukee*	10	5	3	0	0
vs. Green Bay	0	7	2	0	0
at Cincinnati \$	10	5	1	1	1

2019-20 Opp. (at YSU) PTS REB AST BLK STL

Canisius	13	3	3	0	0
Kent State	13	3	0	1	0
at Robert Morris	12	6	1	1	0
Eastern Michigan	30	7	1	0	3

2020-21 Opp. (at YSU) PTS REB AST BLK STL

Wright St.*	15	8	0	0	2
Wright St.*	7	4	1	1	1
Oakland*	9	6	0	0	1
Oakland*	8	3	1	0	0
at UIC*	19	7	2	2	1
at UIC*	18	9	0	3	1
UIC*	14	6	0	0	0
UIC*	11	8	3	0	1
at Robert Morris*	10	7	0	0	1
at Robert Morris*	25	11	2	2	1
Purdue Fort Wayne*	23	2	1	1	0
Purdue Fort Wayne*	15	3	1	0	0
at IUPUI*	18	5	1	0	1
at IUPUI*	21	4	3	0	0
Cleveland St.*	12	8	1	0	0
Cleveland St.*	24	2	1	1	0
Purdue Fort Wayne*	26	10	3	1	0
at Milwaukee	20	4	2	1	1

JAYLA EVERETT

2018-19 Opp. (at NM) PTS REB AST BLK STL

vs. Texas State*	11	3	2	1	1
vs. Auburn*	25	6	2	0	0
vs. Hartford*	15	5	4	0	3
at Houston*	17	8	2	0	2
Oklahoma*	13	1	4	1	3
New Mexico State*	9	4	3	1	2
UTEP*	14	6	1	1	2
at No. Arizona*	6	5	7	0	1
at New Mexico St.*	10	4	0	1	2
Sacramento St.*	18	3	2	0	1
Stephen F. Austin*	5	3	4	1	1

Air Force*	19	3	3	3	2
at Nevada*	16	4	6	2	0
at UNLV*	11	5	4	1	2
Colorado State*	9	3	4	0	1
San Diego State*	13	4	4	0	1
at Wyoming*	14	1	3	2	1
UNLV*	23	3	2	1	1
at Utah State*	22	2	2	1	2
Fresno State*	12	0	6	2	2
at San Diego State*	9	5	4	0	0
Nevada*	24	2	4	1	0
at San Jose State*	9	2	4	2	0
at Fresno State*	8	6	3	1	0
Utah State*	12	4	4	1	1
San Jose State*	16	3	6	1	0
at Colorado State*	17	3	7	2	1
at Boise State*	12	3	2	1	1
Wyoming*	6	2	6	3	1
vs. San Diego State*	10	4	3	0	0
vs. Denver* %	12	3	6	1	3

2019-20 Opp. (at NM) PTS REB AST BLK STL

UC Riverside	14	1	3	0	0
Northern Arizona	29	2	3	2	6
Houston*	6	0	9	1	3
at New Mexico St.*	5	3	1	0	1
at UTEP*	2	0	4	1	2
vs. Missouri*	17	6	5	1	0
vs. No. 23 WVU*	7	2	2	0	1
at Boise State*	16	1	1	0	0
Wyoming*	14	3	6	2	1
No. New Mexico*	2	5	3	2	2
at Arizona State*	8	2	1	0	1
New Mexico State*	8	3	2	0	1
Providence*	21	5	1	0	0
Loyola Marymount*	34	4	1	0	2
Ball State*	6	4	3	1	4
San Jose State*	11	6	4	0	2
at Fresno State*	8	2	5	0	2
at Air Force*	10	6	10	1	2
at Colorado State*	0	2	1	0	1

2020-21 Opp. PTS REB AST BLK STL

George Mason	18	3	2	2	1
Hofstra	23	5	2	1	0
Delaware	20	0	4	0	0
at Virginia Tech*	21	2	0	0	0
Clemson*	16	3	4	3	2
at Florida State*	8	5	2	0	0
Miami*	13	1	2	1	0
at Clemson*	13	1	2	0	2
at Syracuse*	4	2	2	1	2
Virginia Tech*	7	0	3	0	0
Syracuse*	16	2	4	1	2
at Wake Forest*	12	1	3	1	2
North Carolina*	22	1	4	0	1
at Boston College*	22	3	7	0	0
No. 3 Louisville*	14	1	5	1	0
Notre Dame*	10	4	3	1	0
at No. 2 NC State*	7	3	1	2	0
at Georgia Tech*	25	2	1	1	3
vs. Boston College &	22	3	3	1	2

* - Game Started
& - ACC Tournament
% - WBI
\$ - WNIT

CAREER GAME-BY-GAME STATISTICS

ISMINI PRAPA

2018-19 Opp.	PTS	REB	AST	BLK	STL
New Orleans	2	2	2	1	0
Cincinnati	0	1	0	0	0
at Georgetown	0	0	1	0	0
vs Wisconsin	0	0	0	0	0
vs Arkansas	0	0	0	0	0
vs Tennessee State	0	1	1	0	0
Fordham	2	0	0	0	0
West Virginia	0	0	0	0	0
at Duquesne	0	0	0	0	0
at No. 2 Notre Dame	0	0	1	0	0
at No. 8 NC State	2	0	0	0	0
No. 12 Syracuse	2	0	0	0	0
at No. 4 Louisville	2	2	0	0	0
Virginia Tech	3	1	1	0	2
at Duke	0	1	0	0	0
No. 25 Miami	3	0	0	0	0
at No. 21 Florida St.	2	1	0	0	1
at No. 18 Syracuse	3	0	0	0	0
at Wake Forest	3	1	0	0	0
No. 3 Louisville	0	0	0	0	0
vs Duke &	2	0	1	0	0

2019-20 Opp.	PTS	REB	AST	BLK	STL
at UCF	8	0	0	0	1
Central Conn. St.	4	0	2	0	1
Georgetown	0	1	0	0	0
Fairleigh Dickinson	4	2	0	0	0
Duquesne	0	0	0	0	1
vs. Ohio	0	2	1	0	0
vs. Ole Miss	0	0	0	0	1
at Penn State	0	0	0	0	0
Miami (OH)	6	1	0	0	1
at Cincinnati	0	0	1	0	0
Notre Dame	0	1	0	0	0
Boston College	0	1	0	0	0
at Virginia Tech	0	0	0	0	0
at Clemson	0	0	0	0	0
No. 8 NC State	0	0	0	0	1
at No. 5 Louisville	0	1	0	0	0
No. 14 Florida St.	0	0	0	0	0
Goergia Tech	0	1	0	0	0
at Notre Dame	0	1	0	0	0
Duke	7	4	0	0	1
at Syracuse	0	1	1	0	0
at Boston College	3	0	0	0	0
No. 5 Louisville	0	3	1	0	1
at Virginia	3	3	0	1	0
at Miami	3	2	2	0	0
vs. Notre Dame &	12	0	3	0	0
vs. Georgia Tech &	7	6	0	0	0

2020-21 Opp.	PTS	REB	AST	BLK	STL
Missed season due to injury					

AMBER BROWN

2019-20 Opp.	PTS	REB	AST	BLK	STL
at UCF*	3	5	0	0	1
Central Conn. St.*	13	10	0	0	1
Georgetown*	11	10	1	0	0
Fairleigh Dickinson*	9	12	2	2	1
Duquesne*	14	5	1	0	0
vs. Ohio*	14	4	1	1	0
vs. Ole Miss*	14	10	0	0	2
at Penn State*	16	12	0	0	0
Stony Brook*	15	8	1	0	1
Miami (OH)*	11	6	3	1	3
at Cincinnati*	12	5	3	2	2

at North Carolina*	7	13	2	0	2
Notre Dame*	12	11	3	1	1
Boston College*	6	6	1	0	1
at Virginia Tech*	10	9	3	0	1
at Clemson*	5	11	1	0	2
Syracuse*	5	11	0	0	0
No. 8 NC State*	2	7	1	0	0
at No. 5 Louisville*	6	9	1	0	0
Wake Forest*	5	8	1	0	0
No. 14 Florida St.*	0	5	1	0	1
Goergia Tech*	0	3	0	0	1
at Notre Dame*	17	7	5	0	0
Duke*	11	9	2	0	1
at Syracuse*	14	6	1	1	2
at Boston College*	7	4	0	0	1
No. 5 Louisville*	2	9	3	0	0
at Virginia*	2	8	3	1	3
at Miami*	14	5	0	0	1
vs. Notre Dame* &	12	3	2	0	0
vs. Georgia Tech* &	12	7	2	1	0

2020-21 Opp.	PTS	REB	AST	BLK	STL
George Mason	7	2	3	0	0
Hofstra	4	8	4	0	2
Delaware	7	11	3	0	0
at Virginia Tech*	7	5	1	0	0
Clemson*	14	5	1	0	4
at Florida State*	3	10	0	0	1
Miami*	8	8	3	0	1
at Clemson*	2	2	0	0	0
at Syracuse*	9	8	0	0	2
Virginia Tech*	10	7	1	1	0
Syracuse*	10	6	1	0	1
at Wake Forest*	11	9	3	0	0
North Carolina*	4	3	1	0	1
at Boston College*	10	7	0	0	1
No. 3 Louisville*	0	5	1	0	1
Notre Dame*	7	4	3	0	0
at No. 2 NC State*	7	3	0	0	0
at Georgia Tech*	3	3	0	0	1
vs. Boston College &	15	9	3	1	0

DAYSHANETTE HARRIS

2019-20 Opp.	PTS	REB	AST	BLK	STL
at UCF*	3	2	4	0	3
Central Conn. St.*	11	2	1	0	1
Georgetown*	7	0	3	0	1
Fairleigh Dickinson*	9	4	6	0	1
Duquesne*	22	5	0	1	2
vs. Ohio*	9	3	2	0	0
vs. Ole Miss*	5	2	4	1	1
at Penn State*	26	6	4	0	4
Stony Brook*	4	6	3	0	2
Miami (OH)*	6	6	4	0	1
at Cincinnati*	5	5	1	0	2
at North Carolina	11	4	1	0	3
Notre Dame	9	4	2	0	2
Boston College	5	8	6	1	2
at Virginia Tech	9	1	1	0	2
at Clemson	8	3	0	0	1
Syracuse	8	2	3	0	3
No. 8 NC State*	16	3	1	0	2
at No. 5 Louisville*	18	6	5	0	2
Wake Forest*	13	7	3	3	2
No. 14 Florida St.*	17	7	2	0	1
Goergia Tech*	8	2	2	1	0
at Notre Dame*	14	2	2	0	3
at Syracuse*	18	7	3	0	3
at Boston College*	27	6	1	0	2

No. 5 Louisville*	10	5	2	0	0
at Virginia*	19	7	6	0	1
at Miami*	22	5	1	0	1
vs. Notre Dame* &	20	10	3	0	3
vs. Georgia Tech* &	21	5	3	0	2

2020-21 Opp.	PTS	REB	AST	BLK	STL
George Mason	11	10	6	0	2
Hofstra	13	8	6	0	1
Delaware	11	6	3	0	0
at Virginia Tech*	22	5	9	1	3
Clemson*	21	3	5	0	1
at Florida State*	18	3	3	0	1
Miami*	4	5	6	1	1
at Clemson*	10	2	6	0	2
at Syracuse*	14	0	4	0	1
Virginia Tech*	18	6	3	0	0
Syracuse*	6	1	2	0	1
at Wake Forest*	7	6	7	0	3
North Carolina*	14	6	7	1	3
at Boston College*	15	4	3	0	1
No. 3 Louisville*	2	0	0	0	0

EMY HAYFORD

2019-20 Opp.	PTS	REB	AST	BLK	STL
at UCF	5	1	2	0	1
Central Conn. St.	3	1	1	0	0
Georgetown	13	4	2	0	1
Fairleigh Dickinson	8	10	1	1	0
Duquesne	0	3	3	1	0
vs. Ohio	4	2	0	0	0
vs. Ole Miss	2	3	1	0	2
at Penn State	9	3	2	0	0
Stony Brook	6	5	1	0	0
Miami (OH)*	7	5	2	0	0
at Cincinnati	4	3	0	0	2
at North Carolina	6	1	1	0	2
Notre Dame	8	6	0	0	0
Boston College	5	2	0	0	0
at Virginia Tech	8	3	1	1	0
at Clemson	7	2	3	0	1
Syracuse	1	1	0	0	1
No. 8 NC State	2	3	1	0	0
at No. 5 Louisville	5	3	0	0	0
Wake Forest	2	1	1	0	2
No. 14 Florida St.	0	5	0	0	0
Goergia Tech*	8	4	4	0	0
at Notre Dame*	1	3	1	0	1
Duke*	6	7	4	0	0
at Syracuse*	0	3	0	0	0
at Boston College*	0	1	0	0	3
No. 5 Louisville*	5	1	0	0	0
at Virginia*	8	4	1	0	0
at Miami*	5	4	1	1	2
vs. Notre Dame* &	7	3	2	0	0
vs. Georgia Tech* &	2	3	1	0	0

2020-21 Opp.	PTS	REB	AST	BLK	STL
George Mason	2	3	2	0	1
Hofstra	2	1	0	0	0
Delaware	2	4	4	0	0
at Virginia Tech*	10	4	2	0	0
Clemson*	4	3	1	0	1
at Florida State*	2	2	1	0	1

* - Game Started
& - ACC Tournament

Miami*	4	0	1	0	1
at Clemson*	5	3	3	0	3
at Syracuse*	4	3	0	0	2
Virginia Tech*	2	1	3	0	1
Syracuse*	0	1	1	0	0
at Wake Forest*	6	2	1	0	1
North Carolina*	0	3	1	0	0
at Boston College*	4	3	1	0	0
No. 3 Louisville*	2	1	5	0	0
Notre Dame*	0	3	4	0	1
at No. 2 NC State*	7	4	2	0	0
at Georgia Tech*	6	1	5	0	0
vs. Boston College &	4	2	2	0	4

RITA IGBOKWE

2019-20 Opp.	PTS	REB	AST	BLK	STL
at UCF	0	1	0	0	0
Central Conn. St.	4	5	0	3	3
Georgetown	6	11	0	1	0
Fairleigh Dickinson	0	3	0	0	0
Duquesne	2	3	0	1	1
vs. Ohio	9	18	0	6	1
vs. Ole Miss	3	4	0	2	1
at Penn State	4	11	0	4	0
Stony Brook	3	3	0	0	0
Miami (OH)	6	6	0	2	1
at Cincinnati	5	9	0	4	0
at North Carolina	0	3	0	1	0
Notre Dame	6	8	0	4	1
Boston College	12	5	1	2	2
at Virginia Tech	4	9	0	2	0
at Clemson	4	6	0	3	0
Syracuse	3	9	0	1	0
No. 8 NC State	3	10	0	0	0
at No. 5 Louisville	0	8	1	1	1
Wake Forest	2	5	0	3	0
No. 14 Florida St.	4	9	0	5	1
Georgia Tech	10	3	0	0	3
at Notre Dame	4	11	1	1	1
Duke	15	11	0	1	1
at Syracuse*	7	4	0	0	1
at Boston College*	4	8	0	0	0
No. 5 Louisville*	8	6	2	2	1
at Virginia*	9	3	0	2	0
at Miami*	0	6	2	3	0
vs. Notre Dame* &	0	9	1	4	0
vs. Georgia Tech* &	3	3	0	3	0

2020-21 Opp.	PTS	REB	AST	BLK	STL
George Mason	4	6	2	1	0
Hofstra	5	3	0	3	0
Delaware	11	11	0	1	0
at Virginia Tech*	2	5	0	1	2
Clemson*	4	4	0	1	1
at Florida State*	2	5	0	1	1
Miami*	12	8	1	6	2
at Clemson*	9	5	0	1	0
at Syracuse*	9	8	1	3	0
Virginia Tech*	2	6	0	1	2
Syracuse*	5	9	0	1	1
at Wake Forest*	7	12	0	2	1
North Carolina*	3	9	0	1	0
at Boston College*	0	2	0	1	0
No. 3 Louisville*	3	7	1	1	0
Notre Dame*	2	5	0	2	0
at No. 2 NC State*	2	4	0	0	0
at Georgia Tech*	9	3	0	0	0
vs. Boston College &	4	5	0	2	0

DESTINY STROTHER

2019-20 Opp.	PTS	REB	AST	BLK	STL
Morgan State	3	2	1	0	0
Illinois State	0	0	0	0	0
at Milwaukee	3	1	0	0	0
Belmont	0	0	0	0	0
at DePaul	0	0	0	0	1
at Creighton	0	0	0	0	0
at Providence	0	0	0	0	0
Seton Hall	2	0	1	0	2
at Xavier	3	1	2	0	0
Georgetown	0	0	0	0	0
Providence	3	1	0	0	0
Creighton	0	0	0	0	0
Butler	0	1	0	0	0
at Georgetown	0	0	0	0	0
vs. Villanova	0	0	0	0	0
vs. St. John's (NY)	0	0	0	0	0
at DePaul	0	0	0	0	0

2020-21 Opp.	PTS	REB	AST	BLK	STL
George Mason	0	3	0	0	0
Hofstra	8	1	0	0	0
Delaware	6	2	1	0	0
at Virginia Tech*	0	1	0	0	0
Clemson*	3	3	0	0	0
at Florida State*	0	2	0	0	0
Miami*	8	0	1	0	0
at Clemson*	15	3	0	0	1
at Syracuse*	9	0	0	0	1
Virginia Tech*	12	2	1	0	0
Syracuse*	6	2	1	0	2
at Wake Forest*	8	2	0	1	0
North Carolina*	12	3	1	0	0
at Boston College*	11	3	0	0	2
No. 3 Louisville*	3	2	0	0	0
Notre Dame*	6	1	1	1	1
at No. 2 NC State*	6	1	0	0	0
at Georgia Tech*	0	0	0	0	0
vs. Boston College &	0	1	0	0	0

CYNTHIA EZEJA

2019-20 Opp.	PTS	REB	AST	BLK	STL
--------------	-----	-----	-----	-----	-----

Redshirted as a freshman

2020-21 Opp.	PTS	REB	AST	BLK	STL
Hofstra	0	4	1	0	1
Delaware	7	4	1	1	0
at Virginia Tech*	2	3	0	0	0
Clemson*	4	11	0	1	1
at Florida State*	4	11	0	2	0
at Clemson*	0	6	1	1	0
at Syracuse*	4	0	0	0	0
Virginia Tech*	2	6	0	0	1
Syracuse*	4	5	0	1	0
at Wake Forest*	4	5	0	2	1
North Carolina*	2	6	1	2	0
at Boston College*	6	5	0	0	2
No. 3 Louisville*	5	6	0	2	0
Notre Dame*	2	4	0	2	2
at No. 2 NC State*	1	7	3	1	0
at Georgia Tech*	1	13	0	2	0
vs. Boston College &	2	5	1	1	0

SANDRINE CLESKA

2020-21 Opp.	PTS	REB	AST	BLK	STL
George Mason	0	0	0	0	0
Hofstra	7	2	0	0	1
Delaware	2	0	1	0	0
Clemson*	0	1	0	0	0
at Florida State*	0	0	0	0	0
Virginia Tech*	0	0	0	0	0
No. 3 Louisville*	0	1	2	0	0
Notre Dame*	5	2	3	0	0
at No. 2 NC State*	12	3	1	1	2
at Georgia Tech*	8	2	1	0	0
vs. Boston College &	0	1	2	0	1

TAISHA EXANOR

2020-21 Opp.	PTS	REB	AST	BLK	STL
George Mason	9	3	0	0	2
Hofstra	0	0	0	0	0
Clemson*	0	0	1	1	0
Miami*	3	1	0	0	0
at Clemson*	2	2	1	0	1
at Syracuse*	0	0	0	0	0
Virginia Tech*	0	0	0	0	0
Syracuse*	0	0	0	0	1
at Wake Forest*	0	0	0	0	0
North Carolina*	2	4	0	0	0
at Boston College*	0	1	0	0	0
No. 3 Louisville*	0	1	1	0	1
Notre Dame*	5	4	0	0	1
at No. 2 NC State*	3	2	0	0	0
at Georgia Tech*	3	3	1	1	1
vs. Boston College &	9	2	1	0	1

TRACEY HUESTON

2020-21 Opp.	PTS	REB	AST	BLK	STL
George Mason	2	2	0	1	0
Hofstra	6	1	0	0	1
at Virginia Tech*	0	1	0	1	0
Clemson*	0	1	0	1	0
Miami*	2	1	1	0	1
at Clemson*	2	1	0	0	0
at Syracuse*	2	1	0	0	0
Virginia Tech*	0	0	0	0	0
at Wake Forest*	0	0	0	0	0
North Carolina*	0	2	1	0	0
at Boston College*	4	3	0	0	0
No. 3 Louisville*	3	1	0	0	0
Notre Dame*	4	5	0	1	0
at No. 2 NC State*	0	0	0	1	0
at Georgia Tech*	5	3	1	1	1
vs. Boston College &	0	1	0	0	0

LIATU KING

2020-21 Opp.	PTS	REB	AST	BLK	STL
George Mason	8	7	0	1	1
Hofstra	0	2	0	1	1
Delaware	0	2	0	0	0
at Virginia Tech*	4	2	0	0	0
Clemson*	11	2	0	0	1
at Florida State*	5	3	0	0	0
Miami*	8	9	2	0	0
at Clemson*	15	8	1	0	0
at Syracuse*	0	8	2	1	1
Virginia Tech*	2	4	0	0	0
Syracuse*	7	6	3	0	1
at Wake Forest*	0	1	0	0	0
North Carolina*	8	2	0	1	0
at Boston College*	9	10	2	4	1
No. 3 Louisville*	6	6	1	0	0
Notre Dame*	4	3	0	0	0
at No. 2 NC State*	8	3	0	0	1
at Georgia Tech*	0	8	0	0	0
vs. Boston College &	0	2	0	0	0

* - Game Started
& - ACC Tournament

2020-21 PANTHER TRENDS

Overall.....	5-14
At home.....	3-7
On the road.....	2-6
At neutral sites.....	0-1
Games decided by 3 points or fewer.....	1-1
Games decided by 4-10 points.....	2-5
Games decided by 11-19 points.....	2-5
Games decided by 20+ points.....	0-3
Overtime.....	0-1
Double Overtime.....	0-0
vs. AP Top 25.....	0-2
Leading after the 1Q.....	3-3
Tied after the 1Q.....	0-0
Trailing after the 1Q.....	2-11
Leading at Halftime.....	3-3
Tied at Halftime.....	0-0
Trailing at Halftime.....	2-11
Leading after the 3Q.....	4-1
Tied after the 3Q.....	0-2
Trailing after the 3Q.....	1-11
Leading with 5:00 remaining.....	4-1
Tied with 5:00 remaining.....	0-0
Trailing with 5:00 remaining.....	1-13
Pitt shoots 45% or better.....	0-1
Opponent shoots 45% or better.....	0-3
Pitt shoots less than 45%.....	5-13
Opponent shoots less than 45%.....	5-11
Pitt outrebounds opponent.....	4-7
Pitt outrebounded by opponent.....	1-7
Pitt shoots 75% or better from the FT line.....	3-3
Pitt attempts more FT's than opponent.....	4-2
Pitt shoots 40% or better from 3.....	0-3
Attempting more 3-pts than opponent.....	3-6
Pitt has more turnovers than opponent.....	3-13
Pitt has same # of turnovers as opponent.....	0-0
Pitt has fewer turnovers than opponent.....	2-1
Pitt has 7 or more steals.....	5-5
Pitt has 6 or fewer steals.....	0-7
Pitt scores 80 points or more.....	2-0
Pitt scores 70-79 points.....	3-3
Pitt scores 60-69 points.....	0-4
Pitt scores 50-59 points.....	0-7
Pitt scores 49 or fewer points.....	0-0
Opponent scores 80 points or more.....	1-6
Opponent scores 70-79 points.....	1-3
Opponent scores 60-69 points.....	1-4
Opponent scores 50-59 points.....	2-1
Opponent scores 49 or fewer points.....	0-0
On Mondays.....	0-1
On Tuesdays.....	2-0
On Wednesdays.....	1-1
On Thursdays.....	0-7
On Fridays.....	0-0
On Saturdays.....	0-0
On Sundays.....	2-5
In November.....	2-0
In December.....	1-3
In January.....	1-2
In February.....	1-8
In March.....	0-1
Wearing White.....	3-5
Wearing Blue.....	1-5
Wearing Yellow.....	1-2
Wearing Pink.....	0-2

PRODUCTION TRACKER (Returning Players)

DOUBLE-DOUBLES	18-19	19-20	20-21	TTL
Amber Brown	-	5	-	5
Dayshanette Harris	-	1	1	2
Rita Igbokwe	-	1	1	2
Jayla Everett	-	1	-	1

10+ POINTS	18-19	19-20	20-21	TTL
Jayla Everett	23	9	15	32
Dayshanette Harris	-	16	11	27
Amber Brown	-	17	6	23
Rita Igbokwe	-	3	2	5
Destiny Strother	-	-	3	3
Emy Hayford	-	1	1	2
Liatu King	-	-	2	2
Sandrine Clesca	-	-	1	1
Ismini Prapa	-	1	-	1

20+ POINTS	18-19	19-20	20-21	TTL
Jayla Everett	4	3	7	14
Dayshanette Harris	-	6	2	8

30+ POINTS	18-19	19-20	20-21	TTL
Jayla Everett	-	1	-	1

10+ REBOUNDS	18-19	19-20	20-21	TTL
Amber Brown	-	9	2	11
Rita Igbokwe	-	6	2	8
Cynthia Ezeja	-	-	3	3
Dayshanette Harris	-	1	1	2
Emy Hayford	-	1	-	1
Liatu King	-	-	1	1

10+ ASSISTS	18-19	19-20	20-21	TTL
Jayla Everett	-	1	-	1

30+ MINUTES	18-19	19-20	20-21	TTL
Jayla Everett	16	10	15	41
Amber Brown	-	24	3	24
Dayshanette Harris	-	13	6	19
Emy Hayford	-	3	1	4
Rita Igbokwe	-	1	-	1
Sandrine Clesca	-	-	1	1

40+ MINUTES	18-19	19-20	20-21	TTL
Jayla Everett	2	-	-	2

LED IN POINTS	18-19	19-20	20-21	TTL
Jayla Everett	6	5	11	22
Dayshanette Harris	-	13	5	18
Amber Brown	-	4	-	4
Rita Igbokwe	-	3	-	3
Liatu King	-	-	1	1
Destiny Strother	-	-	1	1
Sandrine Clesca	-	-	1	1

LED IN REBOUNDS	18-19	19-20	20-21	TTL
Amber Brown	-	15	6	21
Rita Igbokwe	-	11	8	19
Dayshanette Harris	-	4	3	7
Liatu King	-	-	4	4
Cynthia Ezeja	-	-	4	4
Tracey Hueston	-	-	1	1

LED IN ASSISTS	18-19	19-20	20-21	TTL
Dayshanette Harris	-	16	11	27
Jayla Everett	9	10	6	25
Emy Hayford	-	3	4	7
Amber Brown	-	3	1	4
Ismini Prapa	-	2	-	2
Rita Igbokwe	-	1	-	1
Cynthia Ezeja	-	-	1	1

ALL-TIME VS. NON-CONFERENCE OPPONENTS

TEAM	RECORD	LAST TIME
Radford	2-0	11/26/14 - W, 72-47, H
Lafayette	2-1	11/17/13 - L, 48-45, H
LIU	0-0	N/A
Duquesne	21-17	11/23/19 - L, 81-62, H
Texas A&M	0-1	11/16/08 - L, 56-50, N
Northwestern	3-1	11/29/18 - W, 52-49, A
South Dakota	0-0	N/A
Rutgers	3-26	3/4/13 - L, 65-44, A
Ball State	3-0	12/18/14 - W, 59-47, H
Coppin State	1-1	12/25/03 - L, 75-61, H
Holy Cross	1-0	12/6/15 - W, 56-50, H

ALL-TIME VS. THE ACC

TEAM	RECORD	LAST TIME
Virginia	5-5	2/27/20 - L, 66-55, A
Wake Forest	4-7	2/11/21 - L, 64-61 (OT), A
North Carolina	6-5	2/14/21 - L, 81-72, H
Virginia Tech	5-12	2/4/21 - L, 74-55, H
Georgia Tech	3-7	2/28/21 - L, 65-60, A
Louisville	2-21	2/18/21 - L, 82-58, H
Syracuse	19-47	2/7/21 - L, 71-67, H
Notre Dame	4-30	2/22/21 - L, 59-48, H
Duke	0-12	2/13/20 - L, 73-56, H
Clemson	8-8	1/26/21 - W, 79-69, A
Florida State	0-8	12/20/20 - L, 67-53, A
Boston College	19-31	3/3/21 - L, 67-56, N
Miami	9-24	1/21/21 - L, 72-68, H
NC State	2-8	2/25/21 - L, 83-53, A

CURRENT PITT STREAKS

ALL GAMES	L5
Last Win: 2/16/21 at Boston College	
AT PETERSEN EVENTS CENTER	L6
Last Win: 12/13/20 vs. Clemson	
ON THE ROAD	L2
Last Win: 2/16/21 at Boston College	
NEUTRAL SITES	L2
Last Win: 3/4/20 vs. Notre Dame	
VS. RANKED OPPONENTS	L38
Last Win: 3/21/15 vs. No. 17/18 Chattanooga	
NON-CONFERENCE (HOME)	L1
Last Win: 11/29/20 vs. Hofstra	
NON-CONFERENCE (ROAD/NEUTRAL)	L2
Last Win: 11/30/20 vs. Ole Miss	
ACC (REGULAR SEASON)	L4
Last Win: 2/16/21 at Boston College	
ACC (HOME)	L6
Last Win: 12/13/20 vs. Clemson	
ACC (ROAD)	L2
Last Win: 2/16/21 at Boston College	
WHEN SCORING 80+ POINTS	W17
Last Loss: 2/6/13 vs. Providence	
WHEN SCORING 90+ POINTS	W21
Last Loss: 1/3/91 at Providence	
WHEN SCORING 100+ POINTS	W3
Last Loss: 2/8/89 at Providence	
GAMES SCORING 70 OR MORE POINTS	8
Last Time: 2/16/21 at Boston College (83)	
GAMES ALLOWING 59 OR FEWER POINTS	3
Last Time: 2/22/21 vs. Notre Dame (59)	
GAMES WITH A 15-POINT SCORER	14
Last Miss: 2/25/21 at #2 NC State	

WIN/LOSS DIFFERENTIAL

WINS (5): 3 (1), 9 (1), 10 (1), 13 (1), 15 (1)
 LOSSES (14): 30-39 (1), 20-29 (2), 16-19 (2), 14 (1), 11 (2), 9 (1), 6 (1), 5 (1), 4 (2)

HALFTIME ANALYTICS

LEADING AT THE BREAK (6): George Mason (+18), Hofstra (+18), Virginia Tech (+8), Syracuse (+8), Clemson (+5), Miami (+1)
TIED AT THE BREAK (0):
TRAILING AT THE BREAK (12): NC State (-15), Syracuse (-15), Florida State (-14), Clemson (-11), Virginia Tech (-11), Notre Dame (-10), Boston College (-10), North Carolina (-9), Georgia Tech (-7), Louisville (-6), Delaware (-3), Wake Forest (-3), Boston College (-2)

PANTHERS' LARGEST...

LEAD: 32 vs. George Mason (11/25/20)
DEFICIT: 38 at #2 NC State (2/25/21)
MARGIN OF VICTORY: 15 (72-57) vs. George Mason (11/25/20)
MARGIN OF DEFEAT: 30 (83-53) at #2 NC State (2/25/21)
HALFTIME LEAD: 18, 2x; last (46-28) vs. Hofstra (11/29/20)
HALFTIME DEFICIT: 15, 2x; last at #2 NC State (2/25/21)
DEFICIT IN WIN: 15 (33-18) at Boston College (2/16/21)
HALFTIME DEFICIT IN WIN: 11 (40-29) vs. Clemson (12/13/20)
LEAD IN LOSS: 23 (31-8) vs. Miami (1/21/21)
HALFTIME LEAD IN LOSS: 8, 2x; last (30-22) vs. Syracuse (2/7/21)

2020-21 DOUBLE-DOUBLES (2)

RITA IGBOKWE (1):
 11 points, 11 rebounds vs. Delaware (12/6/20)

DAYSHANETTE HARRIS (1):
 11 points, 10 rebounds vs. George Mason (11/25/20)

STARTING LINEUP COMBINATIONS						
Date	Opponent	G	G	G/F	F	C
11/25	GEORGE MASON	Harris	Everett	Green	Brown	Igbokwe
11/29	HOFSTRA	Harris	Everett	Green	Brown	Igbokwe
12/6	DELAWARE	Harris	Everett	Green	Brown	Igbokwe
12/10	at Virginia Tech*	Harris	Everett	Green	Brown	Igbokwe
12/13	CLEMSON*	Harris	Everett	Green	Brown	Igbokwe
12/20	at Florida State*	Harris	Everett	Green	Brown	Ezeja
1/21	MIAMI*	Harris	Everett	Green	Brown	Igbokwe
1/26	at Clemson*	Harris	Everett	Green	Brown	Igbokwe
1/28	at Syracuse*	Harris	Everett	Green	Brown	Igbokwe
2/4	VIRGINIA TECH*	Harris	Everett	Green	Brown	Igbokwe
2/7	SYRACUSE*	Harris	Everett	Green	Brown	Igbokwe
2/11	at Wake Forest*	Harris	Everett	Green	Brown	Igbokwe
2/14	NORTH CAROLINA*	Harris	Everett	Green	Brown	Igbokwe
2/16	at Boston College*	Harris	Everett	Green	Brown	Igbokwe
2/18	#3 LOUISVILLE*	Harris	Everett	Green	Brown	Igbokwe
2/22	NOTRE DAME*	Hayford	Everett	Green	Brown	Igbokwe
2/25	at #2 NC State*	Clesca	Hayford	Everett	Brown	Ezeja
2/28	at Georgia Tech*	Clesca	Everett	Brown	Ezeja	Igbokwe
3/3	vs. Boston College^	Clesca	Hayford	Everett	Brown	Ezeja

* - ACC opponent
 ^ - ACC Tournament game

LINEUP COMBINATIONS		
GAMES	RECORD	LINEUP
14	5-9	Harris, Everett, Green, Brown, Igbokwe
2	0-2	Clesca, Hayford, Everett, Brown, Ezeja
1	0-1	Harris, Everett, Green, Brown, Ezeja
1	0-1	Clesca, Everett, Brown, Ezeja, Igbokwe
1	0-1	Hayford, Everett, Green, Brown, Igbokwe

HIGH/LOW ANALYSIS

PITT	OPPONENTS
POINTS, ANY HALF H: 51, 2nd vs. Clemson, 12/13/20 L: 20, 3x; last 1st vs. ND, 2/22/21	POINTS, ANY HALF H: 49, 2x; last 2nd vs. #3 Louisville, 2/18/21 L: 19, 1st vs. George Mason, 11/25/20
POINTS, FIRST HALF H: 48 at Virginia Tech, 12/10/20 L: 20, 3x; last 1st vs. ND, 2/22/21	POINTS, FIRST HALF H: 44 at Boston College, 2/16/21 L: 19 vs. George Mason, 11/25/20
POINTS, SECOND HALF H: 51 vs. Clemson, 12/13/20 L: 23 at Virginia Tech, 12/10/20	POINTS, SECOND HALF H: 49, 2x; last vs. #3 Louisville, 2/18/21 L: 29 vs. Notre Dame, 2/22/21
POINTS, ANY QUARTER H: 32, 1st at Virginia Tech, 12/10/20 L: 6, 2nd vs. Miami, 1/21/21	POINTS, ANY QUARTER H: 30, 3rd, #2 NC State, 2/25/21 L: 5, 1st vs. George Mason, 11/25/20
POINTS, 1ST QUARTER H: 32, 1st at Virginia Tech, 12/10/20 L: 7 vs. Boston College, 3/3/21	POINTS, 1ST QUARTER H: 29, Boston College, 2/16/21 L: 5, George Mason, 11/25/20
POINTS, 2ND QUARTER H: 23, 2x; last vs. Hofstra, 12/6/20 L: 6 vs. Miami, 1/21/21	POINTS, 2ND QUARTER H: 26, Miami, 1/21/21 L: 8, 2x; last Wake Forest, 2/11/21
POINTS, 3RD QUARTER H: 31 at Boston College, 2/16/21 L: 8 at #2 NC State, 2/25/21	POINTS, 3RD QUARTER H: 30, #2 NC State, 2/25/21 L: 12, 2x; last Syracuse, 1/28/21
POINTS, 4TH QUARTER H: 31 vs. Clemson, 12/13/20 L: 8 at Virginia Tech, 12/10/20	POINTS, 4TH QUARTER H: 27, Syracuse, 1/28/21 L: 10, Clemson, 12/13/20

CAREER MILESTONE WATCH

Mary Dunn (GR/F)	Currently	To Go	Date Achieved/Opponent
1,300 points	1,299	1	--
550 rebounds	540	10	--
125 games	114	11	--
100 blocks	91	9	--
100 assists	75	25	--
75 starts	65	10	--

Jayla Everett (SR/G)	Currently	To Go	Date Achieved/Opponent
1,000 points	928	72	--
250 assists	233	17	--
250 rebounds	209	41	--
150 three-pointers	141	9	--

Dayshanette Harris (JR/G)	Currently	To Go	Date Achieved/Opponent
600 points	566	34	--
250 rebounds	200	50	--
150 assists	149	1	--
150 free throws made	126	24	--
100 steals	73	27	--

Amber Brown (JR/F)	Currently	To Go	Date Achieved/Opponent
500 points	419	81	--
400 rebounds	353	47	--
150 free throws made	117	33	--
100 assists	72	28	--
50 steals	43	7	--

Rita Igbokwe (JR/C)	Currently	To Go	Date Achieved/Opponent
250 points	235	15	--
400 rebounds	327	73	--
100 blocks	89	11	--
50 steals	30	20	--

Emy Hayford (JR/G)	Currently	To Go	Date Achieved/Opponent
250 points	213	37	--
150 rebounds	144	6	--
100 assists	75	25	--
50 steals	34	16	--

CAREER STARTS AT PITT

PLAYER	17-18	18-19	19-20	20-21	TOTAL	STREAK	GAMES PLAYED
20 Jayla Everett	-	31*	17*	19	67	19	69
15 Mary Dunn	12	10	4	17	65	1	114
5 Amber Brown	-	-	31	19	50	50	50
1 Dayshanette Harris	-	-	24	15	39	28	45
23 Rita Igbokwe	-	-	7	16	23	-	50
4 Emy Hayford	-	-	11	3	14	1	50
14 Cynthia Ezeja	-	-	-	4	4	-	17
0 Sandrine Clesca	-	-	-	3	3	3	11
10 Ismini Prapa	-	-	-	-	-	-	48
31 Destiny Strother	-	-	-	-	-	-	36
2 Liatu King	-	-	-	-	-	-	19
13 Tracey Hueston	-	-	-	-	-	-	16
3 Taisha Exanor	-	-	-	-	-	-	16
21 Maliyah Johnson	-	-	-	-	-	-	0

* At previous school

2020-21 CUMULATIVE SEASON STATISTICS (19 GAMES)



2020-21 Pittsburgh Women's Basketball Combined Team Statistics All games

Page 1/1
as of May 05, 2021

Game Records

Record	Overall	Home	Away	Neutral
ALL GAMES	5-14	3-7	2-6	0-1
CONFERENCE	3-12	1-6	2-6	0-0
NON-CONFERENCE	2-2	2-1	0-0	0-1

Score by Periods

Team	1st	2nd	3rd	4th	OT	TOT
Pittsburgh	286	298	332	323	4	1243
Opponents	338	304	371	353	7	1373

Team Box Score

No.	Player				Total		3-Point		F-Throw		Rebounds											
		GP-GS	MIN	AVG	FG-FGA	FG%	3FG-FGA	3FG%	FT-FTA	FT%	OFF	DEF	TOT	AVG	PF	DQ	A	TO	BLK	STL	PTS	AVG
20	EVERETT, Jayla	19-19	603:60	31.8	97-277	.350	52-146	.356	47-63	.746	5	37	42	2.2	36	0	54	63	16	17	293	15.4
1	HARRIS, Dayshanelle	15-15	400:40	26.7	70-186	.376	2-19	.105	44-57	.772	13	52	65	4.3	40	2	70	63	3	20	186	12.4
5	BROWN, Amber	19-19	478:44	25.2	45-100	.450	0-0	.000	48-78	.615	40	75	115	6.1	44	2	28	32	2	15	138	7.3
31	STROTHER, Destiny	19-0	336:14	17.7	40-119	.336	29-97	.299	4-6	.667	7	25	32	1.7	14	0	6	13	2	7	113	5.9
12	GREEN, Gabbie	17-16	347:54	20.5	35-101	.347	25-72	.347	5-7	.714	13	17	30	1.8	24	0	12	23	0	12	100	5.9
2	KING, Liatu	19-0	272:39	14.3	41-89	.461	0-0	.000	13-22	.591	37	51	88	4.6	30	0	11	17	8	7	95	5.0
23	IGBOKWE, Rita	19-16	346:51	18.3	39-77	.506	0-0	.000	17-33	.515	46	71	117	6.2	57	2	5	22	29	11	95	5.0
4	HAYFORD, Emy	19-3	348:49	18.4	25-84	.298	2-19	.105	14-15	.933	16	28	44	2.3	32	1	39	49	0	16	66	3.5
0	CLESCA, Sandrine	11-3	129:39	11.8	14-35	.400	4-8	.500	2-4	.500	1	11	12	1.1	6	0	10	11	1	4	34	3.1
14	EZEJA, Cynthia	17-4	288:41	17.0	23-47	.489	0-0	.000	4-22	.182	48	53	101	5.9	58	3	8	13	18	8	50	2.9
11	JUDKINS, Cara	3-0	27:20	9.1	3-6	.500	0-0	.000	1-2	.500	3	5	8	2.7	6	0	0	9	0	2	7	2.3
3	EXANOR, Taisha	16-0	150:32	9.4	14-47	.298	7-30	.233	1-2	.500	11	12	23	1.4	19	0	5	5	2	8	36	2.3
13	HUESTON, Tracey	16-0	92:56	5.8	11-30	.367	0-2	.000	8-10	.800	11	12	23	1.4	18	0	3	9	6	3	30	1.9
Team											48	39	87						13			
Total		19	3825		457-1198	.381	121-393	.308	208-321	.648	299	488	787	41.4	384	10	251	342	87	130	1243	65.4
Opponents		19	3825		466-1193	.391	145-415	.349	296-405	.731	274	488	762	40.1	302	6	287	277	53	159	1373	72.3

Team Statistics

	PITT	OPP
Scoring	1243	1373
Points per game	65.4	72.3
Scoring margin	-6.8	-
Field goals-att	457-1198	466-1193
Field goal pct	.381	.391
3 point fg-att	121-393	145-415
3-point FG pct	.308	.349
3-pt FG made per game	6.4	7.6
Free throws-att	208-321	296-405
Free throw pct	.648	.731
F-Throws made per game	10.9	15.6
Rebounds	787	762
Rebounds per game	41.4	40.1
Rebounding margin	+1.3	-
Assists	251	287
Assists per game	13.2	15.1
Turnovers	342	277
Turnovers per game	18.0	14.6
Turnover margin	-3.4	-
Assist/turnover ratio	0.7	1.0
Steals	130	159
Steals per game	6.8	8.4
Blocks	87	53
Blocks per game	4.6	2.8
Winning streak	0	-
Home win streak	0	-
Attendance	4000	2932
Home games-Avg/Game	10-400	8-367
Neutral site-Avg/Game	-	1-156

Team Results

Date	Opponent		Score	Att.
11/25/2020	George Mason	W	72-57	500
11/29/2020	Hofstra	W	71-58	500
12/06/2020	Delaware	L	79-85	500
12/10/2020	at Virginia Tech	L	71-88	250
12/13/2020	Clemson	W	80-71	0
12/20/2020	at Florida St.	L	53-67	1150
01/21/2021	Miami (FL)	L	68-72	500
01/26/2021	at Clemson	W	79-69	307
01/28/2021	at Syracuse	L	57-80	0
02/04/2021	Virginia Tech	L	55-74	500
02/07/2021	Syracuse	L	67-71	500
02/11/2021	at Wake Forest	Lot	61-64	0
02/14/2021	North Carolina	L	72-81	0
02/16/2021	at Boston College	W	83-80	0
02/18/2021	Louisville	L	58-82	500
02/22/2021	Notre Dame	L	48-59	500
02/25/2021	at NC State	L	53-83	25
02/28/2021	at Georgia Tech	L	60-65	1200
03/03/2021	vs Boston College	L	56-67	156

2019-20 COMBINED SEASON STATISTICS (ACC ONLY)



2020-21 Pittsburgh Women's Basketball Combined Team Statistics In Conference games

Page 1/1
as of Jun 17, 2021

Game Records

Record	Overall	Home	Away	Neutral
ALL GAMES	3-12	1-6	2-6	0-0
CONFERENCE	3-12	1-6	2-6	0-0
NON-CONFERENCE	0-0	0-0	0-0	0-0

Score by Periods

Team	1st	2nd	3rd	4th	OT	TOT
Pittsburgh	227	211	256	267	4	965
Opponents	285	242	301	271	7	1106

Team Box Score

No.	Player				Total		3-Point		F-Throw		Rebounds											
		GP-GS	MIN	AVG	FG-FGA	FG%	3FG-FGA	3FG%	FT-FTA	FT%	OFF	DEF	TOT	AVG	PF	DQ	A	TO	BLK	STL	PTS	AVG
20	EVERETT, Jayla	15-15	474:58	31.7	72-222	.324	38-115	.330	28-42	.667	5	26	31	2.1	29	0	43	47	12	14	210	14.0
1	HARRIS, Dayshanelle	12-12	317:37	26.5	57-144	.396	1-12	.083	36-42	.857	10	31	41	3.4	33	2	55	50	3	17	151	12.6
5	BROWN, Amber	15-15	367:23	24.5	35-82	.427	0-0	.000	35-61	.574	31	54	85	5.7	31	2	15	27	1	13	105	7.0
31	STROTHER, Destiny	15-0	276:56	18.5	35-103	.340	25-84	.298	4-6	.667	4	21	25	1.7	11	0	5	11	2	7	99	6.6
12	GREEN, Gabbie	13-13	288:26	22.2	27-83	.325	21-62	.339	5-6	.833	11	13	24	1.8	16	0	11	16	0	10	80	6.2
2	KING, Liatu	15-0	228:39	15.2	37-81	.457	0-0	.000	13-22	.591	32	43	75	5.0	24	0	11	14	6	5	87	5.8
23	IGBOKWE, Rita	15-13	279:54	18.7	29-61	.475	0-0	.000	13-26	.500	39	53	92	6.1	44	1	3	15	22	11	71	4.7
4	HAYFORD, Emy	15-2	270:42	18.0	20-64	.313	2-14	.143	14-15	.933	13	21	34	2.3	23	0	31	36	0	11	56	3.7
0	CLESCA, Sandrine	7-2	91:12	13.0	11-24	.458	3-5	.600	0-2	.000	0	9	9	1.3	4	0	7	8	1	2	25	3.6
14	EZEJA, Cynthia	14-3	242:30	17.3	19-39	.487	0-0	.000	3-20	.150	44	44	88	6.3	52	3	5	11	16	7	41	2.9
13	HUESTON, Tracey	13-0	75:49	5.8	8-20	.400	0-0	.000	6-8	.750	8	11	19	1.5	11	0	3	5	5	2	22	1.7
3	EXANOR, Taisha	13-0	110:53	8.5	7-33	.212	4-22	.182	0-0	.000	9	9	18	1.4	11	0	4	4	2	5	18	1.4
Team											36	27	63				11					
Total		15	3025		357-956	.373	94-314	.299	157-250	.628	242	362	604	40.3	289	8	193	255	70	104	965	64.3
Opponents		15	3025		386-936	.412	117-320	.366	217-302	.719	212	393	605	40.3	222	4	245	215	47	120	1106	73.7

Team Statistics

	PITT	OPP
Scoring	965	1106
Points per game	64.3	73.7
Scoring margin	-9.4	-
Field goals-att	357-956	386-936
Field goal pct	.373	.412
3 point fg-att	94-314	117-320
3-point FG pct	.299	.366
3-pt FG made per game	6.3	7.8
Free throws-att	157-250	217-302
Free throw pct	.628	.719
F-Throws made per game	10.5	14.5
Rebounds	604	605
Rebounds per game	40.3	40.3
Rebounding margin	-0.1	-
Assists	193	245
Assists per game	12.9	16.3
Turnovers	255	215
Turnovers per game	17.0	14.3
Turnover margin	-2.7	-
Assist/turnover ratio	0.8	1.1
Steals	104	120
Steals per game	6.9	8.0
Blocks	70	47
Blocks per game	4.7	3.1
Winning streak	0	-
Home win streak	0	-
Attendance	2500	2932
Home games-Avg/Game	7-357	8-367
Neutral site-Avg/Game	-	0-0

Team Results

Date	Opponent		Score	Att.
12/10/2020	at Virginia Tech	L	71-88	250
12/13/2020	Clemson	W	80-71	0
12/20/2020	at Florida St.	L	53-67	1150
01/21/2021	Miami (FL)	L	68-72	500
01/26/2021	at Clemson	W	79-69	307
01/28/2021	at Syracuse	L	57-80	0
02/04/2021	Virginia Tech	L	55-74	500
02/07/2021	Syracuse	L	67-71	500
02/11/2021	at Wake Forest	Lot	61-64	0
02/14/2021	North Carolina	L	72-81	0
02/16/2021	at Boston College	W	83-80	0
02/18/2021	Louisville	L	58-82	500
02/22/2021	Notre Dame	L	48-59	500
02/25/2021	at NC State	L	53-83	25
02/28/2021	at Georgia Tech	L	60-65	1200



GAME 1: GEORGE MASON

GAME 2: HOFSTRA

GAME 3: DELAWARE

Official Basketball Box Score - Final
Pittsburgh at UCF
 11/20/19 Home - Florida State Gymnasium
 Attendance: 6,873

Game Time: 4:00 PM
 Game Duration: 2:10
 Start Time: 6:00 PM

NO. Name	Min	FG	3P	FT	Rebounds	Fouls	TP	AS	TS	Blocks	Stl	Blk	Shooting By Period		
													FG	FT	
11 Cara Judkins	30:45	2-4	0-0	2-2	5	7	4	2	1	1	1	1	1	16	100.0%
1 Dayshante Harris	31:23	1-6	0-1	2-2	3	3	3	3	3	0	0	0	1	16	33.3%
2 Aysha Bugg	37:46	7-16	3-8	0-0	3	3	3	3	3	0	0	0	4	16	50.0%
5 Amber Brown	38:16	4-10	3-4	1-4	5	1	3	0	4	0	0	0	4	16	50.0%
12 Gabby Green	35:47	7-14	2-5	2-2	2	2	1	0	1	0	0	0	1	17	66.7%
4 Emily Hayford	21:48	2-3	1-2	0-0	1	1	1	3	2	0	0	0	1	16	50.0%
10 Samira Prapa	12:34	2-4	0-0	2-2	2	2	0	1	0	0	0	0	1	16	50.0%
23 Rita Igbovine	09:15	0-1	0-0	0-0	1	2	0	0	0	0	0	0	1	16	0.0%
30 Jahmyri Knight	13:27	0-0	0-0	0-0	0	0	0	0	0	0	0	0	0	16	0.0%
Totals	22:52	20-50	10-23	4-19	23	19	14	22	11	1	1	1	4	165	50.0%

Technical Fouls: NONE
 Game Ball Retains: 3-4

Official Basketball Box Score - Final
Central Conn. St. at Pitt
 11/20/19 Home - State Center, Pittsburgh, Pa.
 Pitt vs. Central Conn. St.

Game Time: 12:00 AM
 Game Duration: 2:10
 Start Time: 1:10 AM

NO. Name	Min	FG	3P	FT	Rebounds	Fouls	TP	AS	TS	Blocks	Stl	Blk	Shooting By Period		
													FG	FT	
14 Ashley Foster	34:39	5-7	0-0	2-2	4	1	1	1	1	2	0	0	1	17	66.7%
22 Ashley Bugg	32:48	4-12	3-8	1-2	3	3	3	3	3	0	0	0	1	17	50.0%
53 Amber Brown	26:56	1-2	0-0	2-2	3	3	3	3	3	0	0	0	1	10	100.0%
11 Fabrice Topin	01:50	0-0	0-0	0-0	0	0	0	0	0	0	0	0	0	14	0.0%
15 Emma McManus	05:22	0-0	0-0	0-0	0	0	0	0	0	0	0	0	0	14	0.0%
23 Danielle Delano	18:28	2-6	2-4	0-0	0	0	0	2	0	0	0	0	1	11	50.0%
12 Gabby Green	35:47	7-14	2-5	2-2	2	2	1	0	1	0	0	0	1	17	66.7%
5 Amber Brown	38:16	4-10	3-4	1-4	5	1	3	0	4	0	0	0	4	16	50.0%
12 Gabby Green	35:47	7-14	2-5	2-2	2	2	1	0	1	0	0	0	1	17	66.7%
4 Emily Hayford	21:48	2-3	1-2	0-0	1	1	1	3	2	0	0	0	1	16	50.0%
10 Samira Prapa	12:34	2-4	0-0	2-2	2	2	0	1	0	0	0	0	1	16	50.0%
11 Dejah Jones	03:05	0-0	0-0	0-0	1	1	0	1	0	0	0	0	0	11	0.0%
11 Dejah Jones	03:05	0-0	0-0	0-0	1	1	0	1	0	0	0	0	0	11	0.0%
30 Carly Reynolds	07:42	1-1	0-0	0-0	2	2	0	1	0	0	0	0	0	11	50.0%
Totals	26:57	14-29	10-15	17-22	25	22	15	22	11	4	1	1	3	181	50.0%

Technical Fouls: NONE
 Game Ball Retains: 3-4

Official Basketball Box Score - Final
Georgetown at Pitt
 11/20/19 Home - State Center, Pittsburgh, Pa.
 Pitt vs. Georgetown

Game Time: 12:00 AM
 Game Duration: 2:10
 Start Time: 1:10 AM

NO. Name	Min	FG	3P	FT	Rebounds	Fouls	TP	AS	TS	Blocks	Stl	Blk	Shooting By Period		
													FG	FT	
13 Anita Kallala	17:40	3-6	0-0	2-2	1	1	1	1	1	1	0	0	1	11	50.0%
20 Grayson Bennett	11:24	2-3	0-1	0-0	2	2	2	2	2	0	0	0	1	11	66.7%
0 Brianna Jones	18:19	3-8	0-4	2-2	2	2	2	2	2	0	0	0	1	11	50.0%
16 Nikita Kwonkwa	06:54	0-1	0-0	0-0	0	0	0	0	0	0	0	0	0	11	0.0%
24 Taylor Barnes	26:38	6-12	3-8	1-1	2	3	3	3	3	0	0	0	0	11	50.0%
11 Fabrice Topin	01:50	0-0	0-0	0-0	0	0	0	0	0	0	0	0	0	11	0.0%
23 Tayana Smith	17:35	2-2	0-0	2-2	2	2	0	2	0	0	0	0	1	15	100.0%
2 Cassandra Gordon	26:37	5-11	0-3	2-4	4	4	4	4	4	2	0	0	0	14	50.0%
21 Brianna Mayfield	05:01	1-1	0-0	0-0	4	4	0	0	0	0	0	0	0	11	0.0%
22 Shanahia Wright	15:20	0-0	0-0	4-4	4	4	1	2	1	0	0	0	0	11	0.0%
Totals	26:56	35-61	15-26	24-42	14	16	16	20	11	2	1	2	10	181	50.0%

Technical Fouls: NONE
 Game Ball Retains: 4-3

Official Basketball Box Score - Final
UCF at Pitt
 11/20/19 Home - State Center, Pittsburgh, Pa.

Game Time: 4:00 PM
 Game Duration: 2:10
 Start Time: 6:00 PM

NO. Name	Min	FG	3P	FT	Rebounds	Fouls	TP	AS	TS	Blocks	Stl	Blk	Shooting By Period		
													FG	FT	
1 Massaya Kaba	38:54	4-6	0-0	6-7	3	3	3	3	3	0	0	0	1	19	66.7%
22 Courtney Baskin	22:05	1-5	0-1	1-2	5	1	2	3	2	0	0	0	1	19	20.0%
1 Georgia Gabe	01:50	0-0	0-0	0-0	0	0	0	0	0	0	0	0	0	19	0.0%
13 Diamond Bates	01:50	0-0	0-0	0-0	0	0	0	0	0	0	0	0	0	19	0.0%
10 Courtney Sanders	01:50	0-0	0-0	0-0	0	0	0	0	0	0	0	0	0	19	0.0%
0 Sareah Martin	27:30	5-10	0-0	1-1	1	1	1	1	1	0	0	0	0	12	50.0%
2 Koronea Wright	27:04	6-12	2-4	2-2	3	3	3	4	4	1	1	1	1	17	50.0%
24 Jayla Walker	07:17	0-0	0-0	0-0	0	0	0	0	0	0	0	0	0	19	0.0%
33 Destine Thomas	02:15	0-0	0-0	0-0	0	0	0	0	0	0	0	0	0	19	0.0%
Totals	26:57	20-50	10-23	14-19	23	19	14	22	11	1	1	1	4	165	50.0%

Technical Fouls: NONE
 Game Ball Retains: 3-4

Official Basketball Box Score - Final
Pitt at Hofstra
 11/20/19 Home - State Center, Pittsburgh, Pa.

Game Time: 4:00 PM
 Game Duration: 2:10
 Start Time: 6:00 PM

NO. Name	Min	FG	3P	FT	Rebounds	Fouls	TP	AS	TS	Blocks	Stl	Blk	Shooting By Period		
													FG	FT	
11 Cara Judkins	32:23	2-3	0-0	4-4	2	2	2	2	2	0	0	0	1	13	66.7%
1 Dayshante Harris	30:40	4-11	2-3	1-1	2	3	1	1	1	0	0	0	1	13	33.3%
2 Aysha Bugg	30:57	7-19	1-2	6-6	1	1	1	1	1	0	0	0	2	19	50.0%
5 Amber Brown	30:58	8-17	0-0	3-4	3	3	3	3	3	0	0	0	0	19	50.0%
12 Gabby Green	26:57	2-4	0-0	1-3	4	3	3	3	3	0	0	0	0	19	50.0%
12 Gabby Green	26:57	2-4	0-0	1-3	4	3	3	3	3	0	0	0	0	19	50.0%
4 Emily Hayford	11:39	1-4	0-1	1-2	1	1	1	1	1	0	0	0	0	19	50.0%
10 Samira Prapa	09:18	1-1	0-0	1-1	0	0	0	0	0	0	0	0	0	19	50.0%
Totals	26:56	22-52	10-21	14-17	13	13	13	13	13	0	0	0	1	181	50.0%

Technical Fouls: NONE
 Game Ball Retains: 3-4

Official Basketball Box Score - Final
Pitt at Delaware
 11/20/19 Home - State Center, Pittsburgh, Pa.

Game Time: 4:00 PM
 Game Duration: 2:10
 Start Time: 6:00 PM

NO. Name	Min	FG	3P	FT	Rebounds	Fouls	TP	AS	TS	Blocks	Stl	Blk	Shooting By Period		
													FG	FT	
11 Cara Judkins	21:53	0-2	0-0	2-2	1	1	1	1	1	0	0	0	1	13	0.0%
1 Dayshante Harris	26:45	2-9	1-2	2-2	0	1	1	1	1	0	0	0	1	13	22.2%
2 Aysha Bugg	26:40	5-16	2-5	2-2	3	3	3	3	3	0	0	0	1	16	31.3%
5 Amber Brown	30:58	4-12	0-0	3-3	1	1	1	1	1	0	0	0	0	13	33.3%
12 Gabby Green	26:54	0-0	0-0	1-2	3	3	3	3	3	0	0	0	0	13	0.0%
0 Jahmyri Knight	11:38	0-0	0-0	0-0	0	0	0	0	0	0	0	0	0	13	0.0%
4 Emily Hayford	20:58	1-10	0-1	2-2	2	2	2	2	2	1	1	1	1	13	10.0%
10 Samira Prapa	20:58	1-10	0-1	2-2	2	2	2	2	2	1	1	1	1	13	10.0%
10 Samira Prapa	20:58	1-10	0-1	2-2	2	2	2	2	2	1	1	1	1	13	10.0%
Totals	19:50	16-51	10-20	13-20	13	13	13	14	14	2	2	2	10	181	33.3%

Technical Fouls: NONE
 Game Ball Retains: 3-4

Points from Turnovers
 UCF: 14 (14/20)
 Pitt: 20 (20/24)

Points from FT
 UCF: 14 (14/19)
 Pitt: 14 (14/19)

Points from 3PT
 UCF: 11 (11/23)
 Pitt: 10 (10/21)

Points from 2PT
 UCF: 14 (14/23)
 Pitt: 14 (14/23)

Points from OOB
 UCF: 0 (0/0)
 Pitt: 0 (0/0)

Points from In-Bench
 UCF: 0 (0/0)
 Pitt: 0 (0/0)

Points from Out-of-Bench
 UCF: 0 (0/0)
 Pitt: 0 (0/0)

Points from In-Bench
 UCF: 0 (0/0)
 Pitt: 0 (0/0)

Points from Out-of-Bench
 UCF: 0 (0/0)
 Pitt: 0 (0/0)

Points from Turnovers
 Hofstra: 14 (14/20)
 Pitt: 20 (20/24)

Points from FT
 Hofstra: 14 (14/19)
 Pitt: 14 (14/19)

Points from 3PT
 Hofstra: 11 (11/23)
 Pitt: 10 (10/21)

Points from 2PT
 Hofstra: 14 (14/23)
 Pitt: 14 (14/23)

Points from OOB
 Hofstra: 0 (0/0)
 Pitt: 0 (0/0)

Points from In-Bench
 Hofstra: 0 (0/0)
 Pitt: 0 (0/0)

Points from Out-of-Bench
 Hofstra: 0 (0/0)
 Pitt: 0 (0/0)

Points from In-Bench
 Hofstra: 0 (0/0)
 Pitt: 0 (0/0)

Points from Out-of-Bench
 Hofstra: 0 (0/0)
 Pitt: 0 (0/0)

Points from Turnovers
 Delaware: 14 (14/20)
 Pitt: 20 (20/24)

Points from FT
 Delaware: 14 (14/19)
 Pitt: 14 (14/19)

Points from 3PT
 Delaware: 11 (11/23)
 Pitt: 10 (10/21)

Points from 2PT
 Delaware: 14 (14/23)
 Pitt: 14 (14/23)

Points from OOB
 Delaware: 0 (0/0)
 Pitt: 0 (0/0)



GAME 10: VIRGINIA TECH

GAME 11: SYRACUSE

GAME 12: at WAKE FOREST



Official Basketball Box Score - Final
Pittsburgh at Cincinnati
12/17/10
Pittsburgh, Pa.
Game Duration: 1:47
Attendance: 1,662

Game Time: 12:00 PM
Game Duration: 1:47
Attendance: 1,662



Official Basketball Box Score - Final
Pittsburgh at Cincinnati
12/17/10
Pittsburgh, Pa.
Game Duration: 1:47
Attendance: 1,662

Game Time: 12:00 PM
Game Duration: 1:47
Attendance: 1,662



Official Basketball Box Score - Final
Pittsburgh at North Carolina
12/17/10
Carrboro, N.C.
Game Duration: 1:47
Attendance: 1,662

Game Time: 12:00 PM
Game Duration: 1:47
Attendance: 1,662

Table with columns: NO. Name, Min, FG, 3P, FT, Rebounds, Fouls, TP, AS, TO, ST, Blocks, +/-, Shooting by Period, and Technical Fouls.

Table with columns: NO. Name, Min, FG, 3P, FT, Rebounds, Fouls, TP, AS, TO, ST, Blocks, +/-, Shooting by Period, and Technical Fouls.

Table with columns: NO. Name, Min, FG, 3P, FT, Rebounds, Fouls, TP, AS, TO, ST, Blocks, +/-, Shooting by Period, and Technical Fouls.

Table with columns: NO. Name, Min, FG, 3P, FT, Rebounds, Fouls, TP, AS, TO, ST, Blocks, +/-, Shooting by Period, and Technical Fouls.

Table with columns: NO. Name, Min, FG, 3P, FT, Rebounds, Fouls, TP, AS, TO, ST, Blocks, +/-, Shooting by Period, and Technical Fouls.

Table with columns: NO. Name, Min, FG, 3P, FT, Rebounds, Fouls, TP, AS, TO, ST, Blocks, +/-, Shooting by Period, and Technical Fouls.

Summary table with columns: MOI, PIT, Points from, MOI, PIT, Period by Period Scoring, Best Scoring Run, Lead Changes, Times Tied, and Time with Lead.

Summary table with columns: MOI, PIT, Points from, MOI, PIT, Period by Period Scoring, Best Scoring Run, Lead Changes, Times Tied, and Time with Lead.

Summary table with columns: MOI, PIT, Points from, MOI, PIT, Period by Period Scoring, Best Scoring Run, Lead Changes, Times Tied, and Time with Lead.

GAME 13: NORTH CAROLINA

GAME 14: at BOSTON COLLEGE

GAME 15: #3 LOUISVILLE



Official Basketball Box Score - Final
Notre Dame at Pittsburgh
12/18/10
Pittsburgh, Pa.
Game Duration: 1:47
Attendance: 1,662

Game Time: 12:00 AM
Game Duration: 1:47
Attendance: 1,662



Official Basketball Box Score - Final
Boston College at Pitt
12/18/10
Boston College, Pa.
Game Duration: 1:47
Attendance: 1,662

Game Time: 12:00 AM
Game Duration: 1:47
Attendance: 1,662



Official Basketball Box Score - Final
Pitt at Virginia Tech
12/18/10
Blacksburg, Va.
Game Duration: 1:47
Attendance: 1,662

Game Time: 12:00 AM
Game Duration: 1:47
Attendance: 1,662

Table with columns: NO. Name, Min, FG, 3P, FT, Rebounds, Fouls, TP, AS, TO, ST, Blocks, +/-, Shooting by Period, and Technical Fouls.

Table with columns: NO. Name, Min, FG, 3P, FT, Rebounds, Fouls, TP, AS, TO, ST, Blocks, +/-, Shooting by Period, and Technical Fouls.

Table with columns: NO. Name, Min, FG, 3P, FT, Rebounds, Fouls, TP, AS, TO, ST, Blocks, +/-, Shooting by Period, and Technical Fouls.

Table with columns: NO. Name, Min, FG, 3P, FT, Rebounds, Fouls, TP, AS, TO, ST, Blocks, +/-, Shooting by Period, and Technical Fouls.

Table with columns: NO. Name, Min, FG, 3P, FT, Rebounds, Fouls, TP, AS, TO, ST, Blocks, +/-, Shooting by Period, and Technical Fouls.

Table with columns: NO. Name, Min, FG, 3P, FT, Rebounds, Fouls, TP, AS, TO, ST, Blocks, +/-, Shooting by Period, and Technical Fouls.

Summary table with columns: UNO, PIT, Points from, UNO, PIT, Period by Period Scoring, Best Scoring Run, Lead Changes, Times Tied, and Time with Lead.

Summary table with columns: UNO, PIT, Points from, UNO, PIT, Period by Period Scoring, Best Scoring Run, Lead Changes, Times Tied, and Time with Lead.

Summary table with columns: UNO, PIT, Points from, UNO, PIT, Period by Period Scoring, Best Scoring Run, Lead Changes, Times Tied, and Time with Lead.

GAME 16: NOTRE DAME

GAME 17: at #2 NC STATE

GAME 18: at GEORGIA TECH



Official Basketball Box Score - Final
Pittsburgh at Cincinnati
12/19/10
Pittsburgh, Pa.
Game Duration: 1:47
Attendance: 1,662

Game Time: 12:00 AM
Game Duration: 1:47
Attendance: 1,662



Official Basketball Box Score - Final
Syracuse at Pitt
12/19/10
Pittsburgh, Pa.
Game Duration: 1:47
Attendance: 1,662

Game Time: 12:00 PM
Game Duration: 1:47
Attendance: 1,662



Official Basketball Box Score - Final
NC State at Pitt
12/19/10
Pittsburgh, Pa.
Game Duration: 1:47
Attendance: 1,662

Game Time: 12:00 PM
Game Duration: 1:47
Attendance: 1,662

Table with columns: NO. Name, Min, FG, 3P, FT, Rebounds, Fouls, TP, AS, TO, ST, Blocks, +/-, Shooting by Period, and Technical Fouls.

Table with columns: NO. Name, Min, FG, 3P, FT, Rebounds, Fouls, TP, AS, TO, ST, Blocks, +/-, Shooting by Period, and Technical Fouls.

Table with columns: NO. Name, Min, FG, 3P, FT, Rebounds, Fouls, TP, AS, TO, ST, Blocks, +/-, Shooting by Period, and Technical Fouls.

Table with columns: NO. Name, Min, FG, 3P, FT, Rebounds, Fouls, TP, AS, TO, ST, Blocks, +/-, Shooting by Period, and Technical Fouls.

Table with columns: NO. Name, Min, FG, 3P, FT, Rebounds, Fouls, TP, AS, TO, ST, Blocks, +/-, Shooting by Period, and Technical Fouls.

Table with columns: NO. Name, Min, FG, 3P, FT, Rebounds, Fouls, TP, AS, TO, ST, Blocks, +/-, Shooting by Period, and Technical Fouls.

Summary table with columns: UNO, PIT, Points from, UNO, PIT, Period by Period Scoring, Best Scoring Run, Lead Changes, Times Tied, and Time with Lead.

Summary table with columns: UNO, PIT, Points from, UNO, PIT, Period by Period Scoring, Best Scoring Run, Lead Changes, Times Tied, and Time with Lead.

Summary table with columns: UNO, PIT, Points from, UNO, PIT, Period by Period Scoring, Best Scoring Run, Lead Changes, Times Tied, and Time with Lead.

GAME 19: vs. #13 BOSTON COLLEGE (ACC Tournament 1st Round)



Official Basketball Box Score - Final
Pittsburgh at Louisville
01/20/22 8:00 PM - Louisville, Kentucky
2021-22 Women's Basketball

Game Time: 8:02 PM
Game Duration: 1:47
Attendance: 11,629

Officials: Angelica Salinas, Jeffrey Smith, Shannon Colebatch

Pittsburgh - 49		Record: 21-18 (8)										Shooting By Period			
NO.	Name	Min	FG	3P	FT	Rebounds	Fouls	TP	AS	TO	ST	BLOCKS	pts	fg%	
			a	a	a	off	tot					bs			
11	Cara Jenkins	25:50	3-6	0-0	0-0	4	3	7	1	0	0	2	0	0	40%
17	Claydianne Harris	01:15	2-20	1-6	2-4	1	5	6	4	4	18	0	2	1	20%
2	Aysia Bugg	03:08	3-12	2-10	0-0	0	1	1	0	8	1	5	0	0	15%
5	Amber Brown	03:59	2-7	0-0	2-2	5	4	9	2	2	6	1	1	0	16%
12	Cassie Green	02:56	0-10	2-7	0-0	2	1	3	2	0	1	4	0	1	0%
30	Jahsyrri Knight	11:40	0-0	0-0	0-0	0	0	0	1	1	0	0	1	0	0%
23	Rita Spivee	17:17	0-1	0-0	0-0	5	3	3	0	0	1	1	1	0	0%
4	Emy Hayford	21:27	2-7	1-4	0-0	0	3	3	3	5	0	3	0	1	58%
21	Marcelle Lamark	04:48	0-1	0-1	0-0	1	1	1	1	0	0	0	0	0	0%
10	Janice Page	02:34	0-0	0-0	0-0	0	1	1	2	0	0	0	0	0	0%
Team			1	0	1	0	0	0	0	0	0	0	0	0	0%
Totals		19:54	6-25	5-6	19	22	40	20	13	43	15	22	4	4	24%

Technical Fouls: NONE

Claydianne Harris 1-1

Louisville - 81		Record: 20-18 (9)										Shooting By Period					
NO.	Name	Min	FG	3P	FT	Rebounds	Fouls	TP	AS	TO	ST	BLOCKS	pts	fg%			
			a	a	a	off	tot					bs					
21	Kylee Shook	02:39	4-7	2-3	2-2	2	3	5	2	1	12	0	1	1	29%		
33	Brianna Durham	01:31	0-7	0-6	2-2	3	3	6	0	1	12	0	1	0	0%		
1	Diana Evans	02:01	4-9	2-7	2-3	0	3	3	0	3	12	4	0	1	0	26%	
14	Elizabeth Bakogun	02:05	5-9	2-5	0-0	1	7	8	1	3	12	3	2	1	0	27%	
23	Jasmine Jones	02:42	4-8	0-1	3-4	1	0	1	0	4	11	3	1	0	26%		
22	Elizabeth Dixon	17:05	3-7	0-0	4-4	4	0	4	4	3	10	1	2	0	0	9	
2	Yvonne Doy	22:10	3-8	1-2	1-2	0	2	2	2	8	11	3	2	0	0	21%	
5	Mykasa Robinson	25:39	2-3	0-0	0-0	0	8	8	2	2	4	5	2	3	1	0	17%
12	London Duvall	07:34	0-0	0-0	0-0	2	0	1	0	0	0	0	0	0	0	0%	
24	Jessica Lammie	07:34	1-4	0-3	0-0	0	1	2	0	2	1	0	0	0	0	6	
Team			0	2	2	0	0	0	0	0	0	0	0	0	0%		
Totals		31:55	7-24	14-19	13	29	42	13	20	63	23	13	13	4	1	24%	

Technical Fouls: NONE

David Earl Robinson 4-1

	PITT	LOU	Points from	PITT	LOU
Biggest Lead	11 (1st Qtr)	12 (4th Qtr)	Turnovers	13	19
Best Scoring Run	6 (1st Qtr)	14 (1st Qtr)	Fast Break	20	25
Lead Changes	1		Second Chance	9	13
Times Tied	2		Fast Breaks	2	11
Time with Lead	02:54	36:29	Bench	5	12
			LOU 21	20	25
				17	83

ALL-TIME PANTER COACHES

NAME	YEARS (#)	WON	LOST	PCT.
Jean Condo	1974-75 (1)	10	6	.625
Pat Wallace	1975-77 (2)	35	16	.686
Jean Balthaser	1977-80 (3)	47	42	.528
Judy Saurer	1980-85 (5)	85	56	.603
Kirk Bruce	1985-98 (13)	158	214	.425
Traci Waites	1998-03 (5)	53	85	.384
Agnus Berenato	2003-13 (10)	161	149	.519
Suzie McConnell-Serio	2013-18 (5)	67	87	.435
Lance White	2018-Present (3)	21	60	.259
TOTALS	47 SEASONS	637	715	.474

Nine coaches in 47 seasons entering 2021-22.



JEAN CONDO
1974-75 (ONE SEASON)



PAT WALLACE
1975-77 (TWO SEASONS)



JEAN BALTHASER
1977-80 (THREE SEASONS)



JUDY SAURER
1980-85 (FIVE SEASONS)



KIRK BRUCE
1985-98 (13 SEASONS)



TRACI WAITES
1998-03 (FIVE SEASONS)



AGNUS BERENATO
2003-13 (10 SEASONS)



SUZIE MCCONNELL-SERIO
2013-18 (FIVE SEASONS)

YEAR-BY-YEAR RESULTS

YEAR	COACH	OVERALL	CONFERENCE
1974-75	Jean Condo	10-6	--
1975-76	Pat Wallace	16-8	--
1976-77	Pat Wallace	19-8	--
1977-78	Jean Balthaser	14-14	--
1978-79	Jean Balthaser	12-17	--
1979-80	Jean Balthaser	21-11	--
1980-81	Judy Saurer	22-8	--
1981-82	Judy Saurer	14-14	--
1982-83	Judy Saurer	17-11	5-3 (Big East)
1983-84	Judy Saurer	16-12	6-2 (Big East)
1984-85	Judy Saurer	16-12	10-6 (Big East)
1985-86	Kirk Bruce	11-16	5-11 (Big East)
1986-87	Kirk Bruce	7-21	1-15 (Big East)
1987-88	Kirk Bruce	14-15	5-11 (Big East)
1988-89	Kirk Bruce	11-17	3-13 (Big East)
1989-90	Kirk Bruce	15-14	6-10 (Big East)
1990-91	Kirk Bruce	16-13	10-6 (Big East)
1991-92	Kirk Bruce	11-18	6-12 (Big East)
1992-93	Kirk Bruce	15-12	10-8 (Big East)
1993-94	Kirk Bruce	21-10	12-6 (Big East)
1994-95	Kirk Bruce	17-11	10-8 (Big East)
1995-96	Kirk Bruce	6-24	3-15 (Big East)
1996-97	Kirk Bruce	8-22	3-15 (Big East)
1997-98	Kirk Bruce	6-21	3-15 (Big East)
1998-99	Traci Waites	8-19	3-15 (Big East)
1999-00	Traci Waites	16-13	7-9 (Big East)
2000-01	Traci Waites	9-18	3-13 (Big East)
2001-02	Traci Waites	8-19	3-13 (Big East)
2002-03	Traci Waites	12-16	4-12 (Big East)
2003-04	Agnus Berenato	6-20	2-14 (Big East)
2004-05	Agnus Berenato	13-15	5-11 (Big East)
2005-06	Agnus Berenato	22-11	9-7 (Big East)
2006-07	Agnus Berenato	24-9	10-6 (Big East)
2007-08	Agnus Berenato	24-11	10-6 (Big East)
2008-09	Agnus Berenato	25-8	12-4 (Big East)
2009-10	Agnus Berenato	16-15	5-11 (Big East)
2010-11	Agnus Berenato	14-17	5-11 (Big East)
2011-12	Agnus Berenato	8-22	0-16 (Big East)
2012-13	Agnus Berenato	9-21	0-16 (Big East)
2013-14	Suzie McConnell-Serio	11-20	3-13 (ACC)
2014-15	Suzie McConnell-Serio	20-12	9-7 (ACC)
2015-16	Suzie McConnell-Serio	13-18	4-12 (ACC)
2016-17	Suzie McConnell-Serio	13-17	4-12 (ACC)
2017-18	Suzie McConnell-Serio	10-20	2-14 (ACC)
2018-19	Lance White	11-20	2-14 (ACC)
2019-20	Lance White	5-26	1-17 (ACC)
2020-21*	Lance White	5-14	3-12 (ACC)
47 SEASONS		637-715 (.471)	201-452 (.308)



LANCE WHITE
2018-Present (FOURTH SEASON)

* Season shortened due to COVID-19 pandemic

PANTHERS ALL-TIME AWARD WINNERS

NATIONAL AWARDS

WBCA ALL-AMERICANS

Jennifer Bruce, 1985 (All-District)
Lorri Johnson, 1991 (All-District)
Jonna Huemrich, 1994 (Honorable Mention)
Mercedes Walker, 2007, 2008 (District 1)
Shavonte Zellous, 2009 (Region 1)

ASSOCIATED PRESS ALL-AMERICANS THIRD TEAM

Shavonte Zellous, 2009

HONORABLE MENTION

Mercedes Walker, 2007, 2008

COSIDA ACADEMIC ALL-AMERICANS

Pam Miklasevich, 1981

NANCY LIEBERMAN AWARD FINALISTS

Brianna Kiesel, 2015

REGIONAL/DISTRICT WBCA ALL-REGION NOMINEES

Brianna Kiesel (Region 2), 2015

KODAK ALL-DISTRICT

Jennifer Bruce (District 2), 1985
Lorri Johnson (District 2), 1991

ACC

ALL-ACC FIRST TEAM

Brianna Kiesel, 2015

HONORABLE MENTION

Jayla Everett, 2021

ACC ALL-DEFENSIVE TEAM

Brianna Kiesel, 2015

ACC ALL-FRESHMAN TEAM

Brenna Wise, 2016
Dayshanette Harris, 2020

ACC ALL-ACADEMIC TEAM

Loliya Briggs, 2014
Yacine Diop, 2015
Brianna Kiesel, 2014, 2015
Monica Wignot, 2015
Brenna Wise, 2016, 2017
Kalista Walters, 2018
Jasmine Whitney, 2019
Cassidy Walsh, 2019
Dayshanette Harris, 2020, 2021
Aysia Bugg, 2020

ACC HONOR ROLL

Kauai Bradley, 2016, 2018, 2019
Aysia Bugg, 2016, 2017, 2018, 2019, 2020
Sandrine Clesca, 2021
Yacine Diop, 2017
Taisha Exanor, 2021
Cynthia Ezeja, 2020
Destinie Gibbs, 2016, 2017
Alayna Gribble, 2017, 2018
Dayshanette Harris, 2020, 2021
Brandi Harvey-Carr, 2017
Emy Hayford, 2020, 2021
Tracey Hueston, 2021
Rita Igbokwe, 2020
Cara Judkins, 2018, 2019, 2020, 2021
Brianna Kiesel, 2014, 2015
Liatu King, 2021
Tehya Lyons, 2019
Kyla Nelson, 2018
Frederique Potvin, 2016
Ismi Prapa, 2019, 2020
Jordan Serio, 2015
Madison Serio, 2016, 2017
Destiny Strother, 2021

#H2P | #LEVELUP

Cassidy Walsh, 2016, 2017, 2018, 2019
Kalista Walters, 2016, 2017, 2018
Jasmine Whitney, 2017
Monica Wignot, 2015
Brenna Wise, 2016, 2017

ACC PLAYERS OF THE WEEK

Brianna Kiesel (Jan. 6, 2014; Dec. 29, 2014)

ACC FRESHMEN OF THE WEEK

Yacine Diop (Dec. 8, 2014)
Jasmine Whitney (Nov. 14, 2016; Dec. 12, 2016)
Amber Brown (Dec. 9, 2019; Jan. 6, 2020)
Dayshanette Harris (Feb. 3, 2020)

ACC POSTGRADUATE SCHOLARSHIP

Brianna Kiesel, 2015

BIG EAST

BIG EAST PLAYERS OF THE YEAR

Jennifer Bruce, 1984

BIG EAST ROOKIES OF THE YEAR

Jonna Huemrich, 1991

BIG EAST MOST IMPROVED PLAYERS

Shavonte Zellous, 2007

ALL-BIG EAST

FIRST TEAM

Jennifer Bruce, 1984, 1985
Jonna Huemrich, 1993, 1994
Lorri Johnson, 1989, 1991
Mercedes Walker, 2006, 2007
Shavonte Zellous, 2007, 2008, 2009

SECOND TEAM

Taneisha Harrison, 2011
Jonna Huemrich, 1992
Lorri Johnson, 1990
Carol Morton, 1995
Xenia Stewart, 2009
Mercedes Walker, 2008
Mallorie Winn, 2006

THIRD TEAM

Jill Colabrese, 1994
Jenine Joyce, 1995
Turia Ransom, 1993
Laine Selwyn, 2003

HONORABLE MENTION

Chelsea Cole, 2010, 2011
Latoya Kincaid, 2004
Laine Selwyn, 2002
Jania Sims, 2010
Mercedes Walker, 2005

BIG EAST ALL-ROOKIE TEAM

Julie Callan, 1984
Chelsea Cole, 2008
Taneisha Harrison, 2008
Latia Howard, 1995
Jonna Huemrich, 1991
Maureen McConnell, 1990
Turia Ransom, 1990
Jennifer Shingler, 1987
Jania Sims, 2007
Mercedes Walker, 2005
Pepper Wilson, 2009
Mandy Wittenmyer, 2000

COACHES AWARDS

NAISMITH COACH OF THE YEAR SEMIFINALIST

Suzie McConnell-Serio, 2015

BIG EAST COACHES OF THE YEAR

Judy Saurer, 1984
Traci Waites, 2000

WBCA ALL-AMERICANS



JENNIFER BRUCE >> 1985, ALL-DISTRICT




LORRI JOHNSON >> 1991, ALL-DISTRICT



JONNA HUEMRICH >> 1994, HONORABLE MENTION



MARCEDES WALKER >> 2007, 2008, DISTRICT 1



SHAVONTE ZELLOUS >> 2009, REGION 1

THE VARSITY WALK

Between the Cathedral of Learning and Heinz Chapel in Oakland is a sidewalk called the Varsity Walk, where the names of outstanding Pitt student-athletes are embedded in the stones.

The Varsity Walk was conceived in 1950. The names of new members are added each year.

The hand-carved stones were first presented as the Athletic Committee Award and the Charles C. Hartwig Award. The Athletic Committee recognized the best athlete from any sport. The Charles Hartwig Award was given to the senior athlete who promoted and sponsored the best interests of Pitt athletics, in honor of the 1934 All-American tight end. In 1971, the award's names were changed to Panther and Blue-Gold awards, respectively.

Today, the Panther Award is presented to the graduating senior-athlete who has promoted Pittsburgh athletics through his/her outstanding athletic achievement. The Blue-Gold Award is given to the seniors who best represent the student-athlete ideal based on academic scholarship, athletic achievement, leadership qualities, and citizenship.

1974-75

Mary E. Klobchar (Blue-Gold Award)

1984-85

Jennifer Bruce (Panther Award)

1989-90

Jennifer Shingler (Blue-Gold Award)
Lorri Johnson (Panther Award)

1993-94

Jonna Huemrich (Panther Award)

1994-95

Carol Morton (Panther Award)

2000-01

Monique Toney (Blue-Gold Award)

2007-08

Mercedes Walker (Panther Award)


2008-09

Shavonte Zellous (Panther Award)

2014-15

Brianna Kiesel (Blue-Gold and Panther Award)

- Second female ever to earn both awards, third overall
- (Megan Dooley – 2009-10, volleyball, Jeff Delaney – 1978-79, football)



PANTHERS IN THE PROS

CURRENT/FORMER PLAYERS IN THE WNBA

- Laine Selwyn, Indiana Fever, 2008
- Mercedes Walker, Houston Comets, 2008
- Shavonte Zellous, Detroit Shock, Indiana Fever, New York Liberty, Seattle Storm, Washington Mystics 2009–present
- Brianna Kiesel, Tulsa Shock, Indiana Fever, Dallas Wings, Atlanta Dream - 2017-19

WNBA DRAFT PICKS

- Shavonte Zellous, 2009 1st round, 11th pick, Detroit Shock
- Brianna Kiesel, 2015 2nd round, 13th pick, Tulsa Shock

CURRENT/FORMER PLAYERS OVERSEAS

- Chelsea Cole – Club Baloncesto Las Rozas (Spain, Euroleague)
- Danielle Garven - CAB Madeira (Portugal)
- Taneisha Harrison – CSU Alba Iulia (Romania, Euroleague)
- Brandi Harvey-Carr – Widzew Łódź (Poland), Castors Braine (Belgium, Euroleague), Kircicegi Bodrum (Turkey), Mardin BSB (Turkey), Istanbul Universitesi (Turkey)
- Brianna Kiesel – ASA Jerusalem (Israel); Uni Gyor (Hungary, Euroleague); Udominate Umea (Sweden); AZS-UMCS Lublin (Poland)
- Karlyle Lim – Samsung Life Bichumi (Korea, WKBL)
- Laine Selwyn – Ramat Hasharon Electra (Israel, Euroleague)
- Xenia Stewart – Odra Brzeg (Poland, Euroleague)
- Mercedes Walker – Botas (Turkey), Pozzuoli (Italy), Elitzur Netanya (Israel), Napoli (Euroleague)
- Shavonte Zellous – Besiktas (Turkey); TTT Riga (Latvia, Euroleague); Eletra Ramat (Israel), Mersin (Turkey); Galatasaray (Euroleague); Fenerbahce (Euroleague); Adana (Turkey)



SHAVONTE ZELLOUS >> SEATTLE STORM (2019-20)



LAIN SELWYN >> INDIANA FEVER (2008)



MARCEDES WALKER >> HOUSTON COMETS (2008)



BRIANNA KIESEL >> ATLANTA DREAM (2017)

PANTHERS IN THE NCAA TOURNAMENT

ALL-TIME NCAA TOURNAMENT RESULTS (6-4)

DATE	SEED	OPPONENT	SCORE	LOCATION
March 18, 2007	No. 8	No. 9 James Madison	W, 71-61	Pittsburgh, Pa.
March 20, 2007	No. 8	No. 1 Tennessee	L, 68-54	Pittsburgh, Pa.
March 22, 2008	No. 6	No. 11 Wyoming	W, 63-58	Albuquerque, N.M.
March 24, 2008	No. 6	No. 3 Baylor	W, 67-59	Albuquerque, N.M.
March 29, 2008	No. 6	No. 2 Stanford	L, 72-53	Spokane, Wash.
March 21, 2009	No. 4	No. 13 Montana	W, 64-35	Seattle, Wash.
March 23, 2009	No. 4	No. 12 Gonzaga	W, 65-60	Seattle, Wash.
March 29, 2009	No. 4	No. 1 Oklahoma	L, 70-59	Oklahoma City, Okla.
March 21, 2015	No. 10	No. 7 Chattanooga	W, 51-40	Knoxville, Tenn.
March 23, 2015	No. 10	No. 2 Tennessee	L, 77-67	Knoxville, Tenn.

2006-07

Pitt hosted its first-ever NCAA Women's Basketball Tournament first and second rounds on March 18 and 20, 2007 at the Petersen Events Center. The pressure was on for the Panthers to make the tournament for the first time in school history and to play on their home court.

Before the season even began, that goal looked to be in jeopardy as star point guard **MALLORIE WINN** went down with a season-ending knee injury. The team pressed on, however, playing to a school-record 24 wins and their first-ever NCAA Tournament.

Pitt, a No. 8 seed, met up with No. 9 seeded James Madison in the first round. Junior center **MARCEDES WALKER** dominated at both ends of the court for 20 points and 15 rebounds and Pitt shook off the stubborn Dukes for a 71-61 victory – the program's first win in its first NCAA Tournament. **SHAVONTE ZELLOUS** added 17 points for the eighth-seeded Panthers.

After the first round win over JMU, the Panthers were slated to meet up with No. 1 seeded Tennessee. The Petersen Events Center was rocking with anticipation.


Tennessee jumped out to a quick start, taking a 40-24 lead heading into the locker room. The Panthers were not finished, however, as they pulled to within nine midway through the second half behind the physical play of Walker and the quick touch of Zellous.

The Lady Vols went on to a 68-54 victory to end Pitt's first run in the NCAA Tournament. Tennessee would go on to win the NCAA Tournament that year.

2007-08

Despite being named a No. 6 seed, the Panthers were shipped out west to Albuquerque, N.M., for their second trip to the NCAA Tournament. First up, the Cowgirls of Wyoming.

Pitt got off to a bit of a slow start at the Pit, in front of a biased, and raucous crowd of 6,097.



Brianna Kiesel set a school record in NCAA Tournament play with 32 points against Tennessee in 2015.

The Panthers continued to fight, however, and took the lead from redshirt sophomore **SOPHRONIA SALLARD**, who had played sparingly during the season. Sallard turned in a 6 for 6 performance and had the game of her life, helping to lead Pitt to a 63-58 victory.

Shavonte Zellous again led the team with 21 points and **Mallorie Winn** scored her 1,000th career point with a key three-pointer down the stretch. It was a hard-fought contest, but Pitt pulled out the 63-58 win down the stretch.

Up next for Pitt was the No. 3 seed and 12th-ranked Baylor Bears, who were just three years removed from a national championship. Pitt was the underdog in the game, but never approached it that way as the Panthers out-scored Baylor 41-31 in the second half to secure the 67-59 victory.

Zellous led the team with 19 points and **Marcedes Walker** added 17 on the night. Walker was having an exceptional night, but picked up two quick fouls and was forced to leave the game with 5:28 remaining.

Zellous took over and hit a critical three free throws after being fouled on a three-point

attempt late in the game. The Bears could not recover and Pitt earned its first trip to the Sweet 16 to face Stanford.

Some expected Pitt to show up at the Sweet 16 meeting with No. 2 seed Stanford and simply bow out gracefully. The Panthers, however, had other plans for the night.

Pitt battled throughout the game and trailed by just one point with 8 and a half minutes remaining.

The Cardinal proved to be too much, however, as Pitt went cold for more than three minutes and Stanford went on to a 72-52 victory where the game was much tighter than the final score. Zellous scored a team-high 22 points and the Panthers held Wade Trophy winner Candace Wiggins to 14 points, while not allowing her a first basket until 11:17 into the game.

2008-09

Ranked 15th in the country, the Panthers appeared in the NCAA Tournament for the third consecutive year, receiving a team-best No. 4 seed in the Oklahoma City Regional. Pitt traveled to Seattle, Wash. to play the No. 13 seed Montana Lady Grizzlies in the first round.

The Lady Grizzlies came out with a lot of energy and gave the Panthers a challenge in the first half as Pitt took just a one-point lead into the locker room at halftime. Powered by a strong defensive effort, the Panthers held the Lady Grizzlies to 10 second half points, tying the NCAA tournament record for fewest points allowed in a half.

All-American **Shavonte Zellous** kept the Panthers in the game in the first half scoring 15 of her game-high 31 points, becoming Pitt's all time single-season scoring leader in the process.

Sophomore **SHAYLA SCOTT** contributed 11 points, including a pair of 3-pointers to start off the second half.

Next up was No. 12 seed Gonzaga, who had just upset the fifth-seeded Xavier, and had the home crowd advantage. The Bulldogs did not make the game easy and battled with the Panthers until the final seconds but Pitt's experience – capitalizing on Gonzaga's critical mistakes late in the game – was the difference in the 65-60 victory.

Zellous scored nine of her 24 points in the final four minutes including two drives off of turnovers and a pair of free throws that put the Panthers up 63-60 with 15.9 seconds left. Senior **XENIA STEWART** hit two foul shots that sealed the game with three seconds left, helping the Panthers earn their second straight Sweet 16 appearance.

The Panthers traveled to Oklahoma City to face



Pitt was the final at-large team selected to the 2015 NCAA Tournament field, picked as a No. 10 seed. The Panthers went on to upset No. 7 Chattanooga.

the fourth-ranked and No. 1 seeded Oklahoma Sooners. Pitt stayed with the Sooners the first half of the game, going into halftime down by nine. But, with an arena filled with raucous Oklahoma fans and freshman point guard Whitney Hand having a career night with 22 points, the Sooners created a deficit that was too much to overcome in the second half.

The Panthers tried to make a rally the last 10 minutes of the second half, but their comeback efforts came up short as Oklahoma defeated the Panthers 70-59. Zellous led the Panthers with 18 points as their season came to an end.

2014-15

It was 8:52 p.m. on March 16, 2015, and the name Pittsburgh had still not been called.

There were four teams left to be revealed for the NCAA Tournament. You could cut the tension with a knife in the women's locker room which was hosting a watch party.

Surely the Panthers weren't going to get snubbed, right? A 19-11 regular season record, a seventh place finish in the ACC at 9-7, and four wins over top-50 RPI teams, it seemed like Pitt had done enough. But the Panthers were hoping not to have their bubbles burst.

Miami, who finished eighth in the ACC standing, had been called about 40 minutes earlier. It was hard to not think of the worst case scenario.

As the team, the coaches, their families, friends and Pitt athletic employees waited, Dari Nowkhah unveiled the last four teams for the 2015 NCAA Tournament.

"The 7 vs. 10 game in Knoxville, the seventh-seeded Chattanooga Mocs ... <pause> ... and the tenth-seeded Pittsburgh Panthers."

Pandemonium ensued.

Screams, laughter, tears, hugs. Every possible emotion you could think of, that locker room experienced it that night. Come to find out, the Panthers were the last at-large team announced.

The other three teams in the Knoxville bracket (Boise State, Chattanooga and Tennessee) had known they were going to be in. But not the Pitt Panthers.

And there it was. Pitt's fourth NCAA Tournament in program history, the first since 2009, and the first for head coach Suzie McConnell-Serio. "#PittWomensHoops" was trending in Pittsburgh that night.

Coming off an 11-20 season in McConnell-Serio's first season as Pitt's head coach, the Panthers were picked to finish last in the ACC, which made it all the more sweet when they heard their name called for the NCAA Tournament.

The Panthers went on to defeat the seventh-seeded and 17th-ranked Mocs in the first round of the tournament 51-40, snapping Chattanooga's 25 game winning streak.

Then came an opportunity to do what 55 other teams could not do – beat Tennessee on its home court in the NCAA Tournament.

Senior guard **BRIANNA KIESEL** did all she could, scoring a career-high 32 points. However, the Vols made their free throws down the stretch and went on for a 77-67 victory, ending Pitt's magical and unforeseeable season. Pitt had a final record of 20-12.

It was truly a season no one saw coming – unless you asked the coaches and the players. Suzie McConnell-Serio, for leading one of the nation's biggest turnarounds, was named a Naismith National Coach of the Year semifinalist.

NCAA TOURNAMENT SUPERLATIVES

INDIVIDUAL

POINTS.....	32
..... Brianna Kiesel vs. Tennessee (3/23/15)	
FIELD GOALS MADE.....	13
..... Shavonte Zellous vs. Montana (3/21/09)	
FREE THROWS MADE	10
..... Shavonte Zellous vs. Gonzaga (3/23/09)	
FREE THROW PERCENTAGE (min. 8 made)	83.3 (10-12)
..... Shavonte Zellous vs. Gonzaga (3/23/09)	
3FG MADE.....	3
..... Mallorie Win vs. Stanford (3/29/08)	
3FG PERCENTAGE (min. 2 made).....	100.0 (2-2)
..... Xenia Stewart vs. Gonzaga (3/23/09)	
REBOUNDS.....	15
..... Mercedes Walker vs. James Madison (3/18/07)	
ASSISTS	5
. Four times, last Jania Sims vs. Tennessee (3/20/07)	
BLOCKS	5
... Twice, last Monica Wignot vs. Tennessee (3/23/15)	
STEALS	4
..... Shavonte Zellous vs. Montana (3/21/09)	

TEAM

POINTS.....	71
.....vs. James Madison (3/18/07)	
FIELD GOALS MADE.....	26
..... vs. Montana (3/21/09)	
FREE THROWS MADE	21
.....vs. James Madison (3/18/07)	
FREE THROW PERCENTAGE (min. 10 made).....	90.9 (20-22)
..... vs. Gonzaga (3/23/09)	
3FG MADE.....	5
..... vs. Gonzaga (3/23/09)	
3FG PERCENTAGE (min. 4 made).....	45.4 (5-11)
..... vs. Gonzaga (3/23/09)	
REBOUNDS.....	45
.....vs. Oklahoma (3/29/09)	
ASSISTS	18
.....vs. James Madison (3/18/07)	
BLOCKS	10
..... vs. Gonzaga (3/23/09)	
STEALS	9
..... Twice, last vs. Gonzaga (3/23/09)	

DOUBLE-DOUBLES (2)

Stasha Carey vs. Chattanooga (3/21/15)..... 16 p, 13 r
 Mercedes Walker vs. James Madison (3/18/07) .20 p, 15 r

PANTHERS IN THE WNIT

ALL-TIME WNIT RESULTS (7-5)

DATE	OPPONENT	SCORE	LOCATION
March 26, 1981	Georgia*	L, 100-69	Amarillo, Texas
March 27, 1981	Baylor*	W, 101-81	Amarillo, Texas
March 28, 1981	Tennessee Tech*	W, 93-91	Amarillo, Texas
March 24, 1994	Gonzaga*	W, 89-77 (OT)	Amarillo, Texas
March 25, 1994	Oklahoma*	L, 86-77	Amarillo, Texas
March 26, 1994	Tulane*	W, 71-66	Amarillo, Texas
March 16, 2000	Cincinnati	L, 76-60	Pittsburgh, Pa.
March 18, 2006	Delaware	W, 64-57	Pittsburgh, Pa.
March 22, 2006	Mississippi^	W, 85-76	Pittsburgh, Pa.
March 24, 2006	Virginia^	W, 68-58	Pittsburgh, Pa.
March 27, 2006	Marquette	L, 77-64	Milwaukee, Wisc.
March 19, 2010	Toledo	L, 70-58	Toledo, Ohio

* Formerly National Women's Invitational Tournament

^ Played at Fitzgerald Field House



Karlyle Lim, 2006

Shavonte Zellous, 2006



Mercedes Walker, 2006



Mallorie Winn, 2006



PANTHERS IN THE ACC TOURNAMENT

ALL-TIME ACC TOURNAMENT RESULTS (2-8)

DATE	SEED	OPPONENT	SCORE	LOCATION
March 5, 2014	No. 14	No. 11 Wake Forest	L, 72-58	Greensboro, N.C.
March 5, 2015	No. 7	No. 15 Virginia Tech	L, 51-45	Greensboro, N.C.
March 2, 2016	No. 12	No. 13 UNC	W, 82-72 (OT)	Greensboro, N.C.
March 3, 2016	No. 12	No. 5 Miami	L, 77-55	Greensboro, N.C.
March 1, 2017	No. 11	No. 14 UNC	L, 72-60	Conway, S.C.
Feb. 28, 2018	No. 14	No. 11 Wake Forest	L, 72-38	Greensboro, N.C.
Mar. 6, 2019	No. 14	No. 11 Duke	L, 86-64	Greensboro, N.C.
Mar. 4, 2020	No. 15	No. 10 Notre Dame	W, 67-65	Greensboro, N.C.
Mar. 5, 2020	No. 15	No. 7 Georgia Tech	L, 68-58	Greensboro, N.C.
Mar. 3, 2021	No. 12	No. 13 Boston College	L, 67-56	Greensboro, N.C.

2015-16

In a wild overtime game, Pitt outlasted North Carolina in the opening round of the 2016 ACC Tournament, 82-72, earning its first tournament win as a member of the league.

For the second time of the season against the Tar Heels, the Panthers had three players tally double-doubles, led by freshman Brenna Wise who had a monster game with a career-high 25 points and 10 rebounds.

Stasha Carey added 15 points and 10 rebounds, while Yacine Diop had 14 points and 12 rebounds. Point guard Aysia Bugg also had a standout performance with a career-best 20 points, and contributed seven rebounds and six assists.

With Pitt clinging to a 3-point lead, North Carolina's Jamie Cherry hit a desperation 30-foot 3-pointer with 0:01 seconds on the clock to force overtime. The Panthers regrouped and opened the extra session on a 7-0 run and ultimately outscored the Tar Heels 15-5 in overtime.

After the thrilling overtime victory against UNC, the Panthers had a hard time slowing down Miami offensively as the Hurricanes shot 60 percent for the game.

Both Wise and Diop scored 17 points for the Panthers. In her first ever postseason action, Wise averaged 21 points and eight rebounds in the two games.



Brenna Wise, 2016
25 points, 10 rebounds

2019-20

The Panthers saved their best game of the season for the opening round of the ACC Tournament as freshman Dayshanette Harris knocked down the game-winning jumper with 2.7 seconds left to secure a 67-65 victory for Pitt.

Harris drained a jumper with 2.7 seconds left to give Pitt the 67-65 lead over the defending ACC champs before securing the win with a steal on the ensuing inbound pass by the Irish.

The freshman sensation, Harris, finished off her first career double-double with 20 points, 10 rebounds, three assists and three steals as the Panthers notched their second ACC Tournament win in program history. It was the sixth double-double for a Panther in the ACC Tournament.

Junior Gabbie Green finished off her game with 14 points on 4-for-5 from behind the arc while Amber Brown added 12 points and Ismini Prapa came off the bench and netted 12 points on 4-for-4 from deep in the win.

After the thrilling win over Notre Dame, the Panthers weren't able to advance to the quarterfinals for the first time as #7 Georgia Tech earned the 68-58 win.

Harris once again led the Pitt charge as she netted 21 points and five boards while Brown added 12 points and seven rebounds in the defeat.



Dayshanette Harris, 2020
20 points, 10 rebounds

ACC TOURNAMENT SUPERLATIVES

INDIVIDUAL

POINTS.....25
..... Brenna Wise vs. North Carolina (3/2/16)

FIELD GOALS MADE.....9
.....2x, last Dayshanette Harris vs. Georgia Tech (3/5/20)

FREE THROWS MADE.....12
..... Brenna Wise vs. North Carolina (3/2/16)

FREE THROW PERCENTAGE (min. 6 made).....92.3
(12-13)
..... Brenna Wise vs. North Carolina (3/2/16)

3FG MADE.....4
.....3x, last Gabbie Green/Ismini Prapa vs. ND (3/4/20)

3FG PERCENTAGE (min. 3 made).....100.0 (4-4)
..... Ismini Prapa vs. Notre Dame (3/4/20)

REBOUNDS.....12
.....2x, last Yacine Diop vs. North Carolina (3/2/16)

ASSISTS.....6
.....2x, last Jasmine Whitney vs. Duke (3/6/19)

BLOCKS.....4
.....3x, last Rita Igbokwe/Cara Judkins vs. ND (3/4/20)

STEALS.....6
..... Jasmine Whitney vs. Duke (3/6/19)

TEAM

POINTS.....82
..... vs. North Carolina (3/2/16)

FIELD GOALS MADE.....28
..... vs. Notre Dame (3/4/20)

FREE THROWS MADE.....22
..... vs. North Carolina (3/2/16)

FREE THROW PERCENTAGE (min. 10 made).....88.0
(22-25)
..... vs. North Carolina (3/2/16)

3FG MADE.....9
.....2x, last vs. Notre Dame (3/4/20)

3FG PERCENTAGE (min. 4 made).....56.3 (9-13)
..... vs. Notre Dame (3/4/20)

REBOUNDS.....52
..... vs. North Carolina (3/2/16)

ASSISTS.....16
.....2x, last vs. Duke (3/6/19)

BLOCKS.....8
..... vs. Notre Dame (3/4/20)

STEALS.....8
..... vs. Boston College (3/3/21)

DOUBLE-DOUBLES (6)

Dayshanette Harris vs. Notre Dame (3/4/20) ..
20 p, 10 r

Brenna Wise vs. North Carolina (3/2/16) ..
25 p, 10 r

Stasha Carey vs. North Carolina (3/2/16) ..
15 p, 10 r

Yacine Diop vs. North Carolina (3/2/16) ..
14 p, 12 r

Stasha Carey vs. Virginia Tech (3/5/15) ..
13 p, 10 r

Asia Logan vs. Wake Forest (3/5/14) ..
18 p, 12 r

RETIRED NUMBERS



LORRI JOHNSON

24

Wearing jersey No. 24, Lorri Johnson dazzled Pitt fans from 1987 to 1991. Johnson is the University of Pittsburgh's all-time leading scorer, with 2,312 career points. Known for her uncanny ability to score the basketball, Johnson earned All-America honors during her senior campaign in 1991 and closed out her career being named to the All-Big East team three times. The New Castle, PA native led the Panthers in scoring in each of her four seasons including scoring the third most points (677) in a season in program history in the 1988-89 season. She also currently holds the school record for points in a game as she netted 45 against Kent State on Dec. 18, 1990. Her 266 field goals in the 1988-89 campaign are a school record and she currently ranks eighth in school history with 908 rebounds across her illustrious career. Johnson's No. 24 was retired at halftime of the Panthers ACC game against Boston College inside the Petersen Events Center on Jan. 13, 2019. She becomes the first female athlete at Pitt to have her jersey retired.

CAREER NOTES


- Native of New Castle, PA and New Castle H.S.
- All-time leading scorer in New Castle HS history and second all-time in Lawrence County women's basketball history with 2,110 career points in high school.
- Named WBCA All-American, All-District and Kodak All-District 2 during her impressive 1991 campaign that saw her average 23.0 points/game.
- Three-Time All-Big East selection in 1989, 1990 and 1991. Earned First Team All-Big East accolades in 1989 and 1991.
- Led the Panthers in scoring in each of her four seasons.
- Ranks second in school history with 876 career field goals, just behind Jennifer Bruce.
- Her 218 career steals rank fifth in program history while her 908 career rebounds and 76.0% career free throw percentage rank eighth and ninth, respectively.
- First Pitt female basketball player to see her jersey retired in program history.

SCHOOL RECORDS

- Career, points (2312)
- Career, points per game average (20.5)
- Season, made field goals (266)
- Season, points by a sophomore (667)
- Game, points (45)
- Game, three-point field goals (7)

NOTABLE PERFORMANCES

- Set the school record for points in a game as she netted 45 points in a win over Kent State on Dec. 18, 1990.
- Totaled 39 points in a win over crosstown rival Duquesne, 11/29/90.
- Netted 39 points in a home game against Syracuse, 1/11/89.
- Finished off the win over Cleveland State on 12/19/88 going 14-for-16 from the floor while netting 35 points.
- Connected on a school record seven three-pointers against Seton Hall, 2/7/90.



CAREER STATISTICS

Year	GP	GS	FG	FGA	Total			Pct	FT	FTA	Pct	Rebounds			Pts	Avg		
					Pct	3FG	3FGA					Tot	Avg	Ast			Blk	Stl
1987-88	29	29	169	326	.518	5	9	.556	79	99	.798	181	6.2	40	11	20	422	14.6
1988-89	28	28	266	477	.558	25	70	.357	120	164	.732	243	8.7	56	14	75	677	24.2
1989-90	28	28	201	453	.444	42	129	.326	124	158	.785	228	8.1	73	12	71	568	20.3
1990-91	28	28	240	498	.482	37	90	.411	128	172	.744	256	9.1	57	12	52	645	23.0
TOTAL	113	113	876	1754	.499	109	298	.366	451	593	.761	908	8.0	236	49	218	2312	20.5

ALL-TIME SERIES RECORDS

Akron.....	3-0	Hawaii.....	0-1
American.....	4-1	High Point.....	0-2
Appalachian State.....	1-0	Hofstra.....	1-0
Arizona.....	2-0	Holy Cross.....	1-0
Arkansas.....	1-1	Houston.....	0-1
Arkansas State.....	1-0	Howard.....	6-0
Ashland.....	1-2	Immaculata.....	0-3
Austin Peay.....	2-0	Indiana.....	4-4
Ball State.....	3-0	Indiana (Pa.).....	4-0
Baylor.....	2-0	Iowa.....	0-1
Boise State.....	1-0	James Madison.....	2-2
Boston College.....	19-31	Kansas State.....	0-1
Boston University.....	1-0	Kean.....	1-0
Bowie State.....	1-0	Kentucky.....	0-1
Brown.....	1-0	Kent State.....	8-5
Bryant.....	1-0	Lafayette.....	2-1
Buffalo.....	1-1	La Salle.....	7-1
Bucknell.....	2-1	Liberty.....	1-0
Cal Poly.....	1-0	Lock Haven.....	4-1
California-Berkeley.....	0-1	Long Beach State.....	1-0
California-Irvine.....	0-1	Louisiana-Monroe.....	1-0
California (Pa.).....	1-0	Louisville.....	2-21
Campbell.....	1-0	Loyola (Chicago).....	1-0
Canisius.....	1-0	Loyola (Md.).....	7-0
CC Allegheny County.....	3-0	Loyola Marymount.....	0-1
Central Connecticut State.....	2-0	Marquette.....	2-10
Central Florida.....	0-2	Marshall.....	3-1
Central Missouri.....	0-1	Maryland.....	1-9
Central Michigan.....	2-0	Massachusetts.....	1-0
Central State.....	1-0	McNeese State.....	1-0
College of Charleston.....	1-0	Mercer.....	1-1
Charleston (W.Va.) (formerly Morris Harvey).....	3-0	Miami (Fla.).....	9-24
Charlotte.....	1-1	Miami (Ohio).....	1-2
Chattanooga.....	1-0	Michigan.....	3-3
Cheyney State.....	0-8	Michigan State.....	3-0
Chicago State.....	1-0	Minnesota.....	0-1
Cincinnati.....	11-5	Mississippi State.....	0-2
Clemson.....	8-8	Missouri.....	0-1
Cleveland State.....	11-1	Missouri-Kansas City.....	1-0
Coppin State.....	1-1	Monmouth.....	2-0
Connecticut.....	9-41	Montana.....	1-0
Cornell.....	2-0	Morehead State.....	0-1
Dayton.....	0-1	Morgan State.....	1-0
Delaware.....	4-1	Mount St. Mary's.....	9-0
Delaware State.....	3-0	National College.....	1-0
DePaul.....	4-9	New Orleans.....	1-0
Detroit.....	2-2	Niagara.....	3-0
Drexel.....	1-1	Norfolk State.....	2-0
Duke.....	0-12	North Carolina.....	6-5
Duquesne.....	21-17	North Carolina A&T.....	1-0
East Carolina.....	1-0	NC State.....	2-8
Eastern Kentucky.....	1-2	North Florida.....	1-0
Eastern Michigan.....	2-2	Northeastern.....	0-3
East Stroudsburg.....	2-0	Northern Kentucky.....	3-1
Edinboro.....	5-5	Northwestern.....	3-1
Elon.....	1-0	Notre Dame.....	4-30
Fairfield.....	1-0	Ohio.....	8-1
Fairleigh Dickinson.....	1-0	Ohio State.....	3-10
Fairmont State.....	3-0	Oklahoma.....	0-2
Federal City.....	2-0	Old Dominion.....	3-3
FIU.....	1-1	Ole Miss.....	2-1
Florida.....	2-1	Penn State.....	13-30
Florida A&M.....	1-0	Pepperdine.....	1-0
Florida Atlantic.....	1-0	Princeton.....	0-2
Florida State.....	0-8	Providence.....	20-29
Fordham.....	3-1	Purdue.....	1-1
Frostburg State.....	1-0	Queens State.....	0-2
Furman.....	1-0	Radford.....	2-0
George Mason.....	2-0	Rhode Island.....	0-1
Georgetown.....	27-26	Richmond.....	1-1
George Washington.....	3-1	Rider.....	1-1
Georgia.....	0-1	Robert Morris.....	24-0
Georgia Tech.....	3-7	Rutgers.....	3-26
Glassboro State.....	1-0	Sacred Heart.....	1-0
Gonzaga.....	2-0	Saint Francis (Pa.).....	10-3
Hampton.....	1-1	Saint Joseph's.....	1-3
Hartford.....	0-2	Saint Vincent.....	3-0
Harvard.....	1-0	St. Bonaventure.....	3-0

NOTABLE SERIES

MOST WINS VS. OPPONENT:

Georgetown - 27
 Seton Hall - 26
 Robert Morris - 24
 Duquesne, Providence, Villanova - 21
 Syracuse - 19

MOST LOSSES VS. OPPONENT:

Syracuse - 47
 Connecticut - 41
 Villanova - 37
 St. John's - 34
 Boston College - 31

MOST GAMES VS. OPPONENT:

Syracuse - 66
 Villanova - 57
 Georgetown - 53
 Connecticut, St. John's, Boston College - 50
 Providence, Seton Hall - 49

St. Francis (N.Y.).....	1-0
St. John's.....	16-34
San Diego.....	0-1
San Diego State.....	1-1
Seton Hall.....	26-23
Siena.....	2-1
Slippery Rock.....	10-5
SMU.....	1-0
South Carolina.....	0-2
South Carolina State.....	2-0
South Dakota State.....	0-1
South Florida.....	7-5
Stanford.....	0-2
Stony Brook.....	1-1
Syracuse.....	19-47
Temple.....	4-1
Tennessee.....	0-5
Tennessee State.....	1-0
Tennessee Tech.....	1-1
Texas.....	0-1
Texas A&M.....	0-1
Texas-Arlington.....	2-0
Texas Tech.....	0-2
Toledo.....	0-3
Towson.....	5-0
Tulane.....	1-0
UMES.....	1-0
UNC-Greensboro.....	1-0
UNCW.....	2-1
UNLV.....	0-1
UTEP.....	1-0
Utah.....	2-0
Valdosta.....	1-0
Valparaiso.....	3-0
Vanderbilt.....	0-1
Vermont.....	1-0
Villanova.....	20-37
Virginia.....	5-5
VCU.....	1-1
Virginia Tech.....	5-12
Wagner.....	5-0
Wake Forest.....	4-7
Washington.....	0-1
West Chester.....	1-1
West Liberty.....	1-0
Western Michigan.....	2-0
West Virginia.....	18-28
West Virginia State.....	1-0
William & Mary.....	3-1
William Patterson.....	1-0
William Penn.....	1-0
Wisconsin.....	1-3
WKU.....	2-0
Wyoming.....	2-0
Xavier.....	1-2
Youngstown State.....	17-5

SERIES RECORDS (GAME-BY-GAME)

AKRON

PITT LEADS, 3-0

at Pitt: Pitt leads, 2-0
at Akron: Pitt leads, 1-0
at Neutral Sites: N/A
Current Streak: Pitt, W3
Dec. 4, 1982 H W 72-63
Nov. 22, 2005 H W 91-46
Nov. 29, 2006 A W 74-55

AMERICAN

PITT LEADS, 4-1

at Pitt: Pitt leads, 3-1
at American: Pitt leads, 1-0
at Neutral Sites: N/A
Current Streak: Pitt, W4
Nov. 29, 1986 H L 61-59
Dec. 2, 1987 A W 76-71
Dec. 3, 1988 H W 98-61
Nov. 24, 2001 H W 84-60
Dec. 22, 2015 H W 76-58

APPALACHIAN STATE

PITT LEADS, 1-0

at Pitt: Pitt leads, 1-0
at Appalachian St.: N/A
at Neutral Sites: N/A
Current Streak: Pitt, W1
Nov. 27, 2009 H W 63-56

ARIZONA

PITT LEADS, 2-0

at Pitt: N/A
at Arizona: Pitt leads, 1-0
at Neutral Sites: Pitt leads, 1-0
Current Streak: Pitt, W2
Dec. 2, 2001 A W 81-80
Nov. 10, 2007 N •• W 81-58
• Arizona Basketball Classic (Tucson, AZ)
• WBCA Classic (University Park, PA)

ARKANSAS

SERIES TIED, 1-1

at Pitt: N/A
at Arkansas: N/A
at Neutral Sites: Series tied 1-1
Current Streak: Pitt, W1
Nov. 25, 1994 N • L 76-75
Nov. 24, 2018 N •• W 61-54
• UNLV 7-UP Desert Classic (Las Vegas, NV)
• Challenge in Music City (Nashville, TN)

ARKANSAS STATE

PITT LEADS, 1-0

at Pitt: Pitt leads, 1-0
at Arkansas State: N/A
at Neutral Sites: N/A
Current Streak: Pitt, W1
Nov. 25, 2017 H W 87-47

ASHLAND

ASHLAND LEADS, 2-1

at Pitt: Series tied, 1-1
at Ashland: Ashland leads, 1-0
at Neutral Sites: N/A
Current Streak: Pitt, W1
Jan. 22, 1975 H L 80-63
March 8, 1975 A L 64-58
Jan. 21, 1976 H W 78-55

AUSTIN PEAY

PITT LEADS, 2-0

at Pitt: Pitt leads, 1-0
at Austin Peay: Pitt leads, 1-0
at Neutral Sites: N/A

Current Streak: Pitt, W2

Dec. 20, 2009 A W(OT) 76-75
Dec. 28, 2010 H W 75-53

BALL STATE

PITT LEADS, 3-0

at Pitt: Pitt leads, 2-0
at Ball State: Pitt leads, 1-0
at Neutral Sites: N/A
Current Streak: Pitt, W3
Dec. 30, 1993 H • W 79-69
Nov. 14, 2013 A W 63-58
Dec. 18, 2014 H W 59-47
• Lady Panther Invitational

BAYLOR

PITT LEADS, 2-0

at Pitt: N/A
at Baylor: N/A
at Neutral Sites: Pitt leads, 2-0
Current Streak: Pitt, W2
March 27, 1981 N • W 101-81
March 24, 2008 N •• W 67-59
• National Women's Invitational Tourn. (Amarillo, TX)
• NCAA Second Round (Albuquerque, NM)

BOISE STATE

PITT LEADS, 1-0

at Pitt: N/A
at Boise State: N/A
at Neutral Sites: Pitt leads, 1-0
Current Streak: Pitt, W1
Nov. 25, 2006 N • W 71-70
• Duck Invitational (Eugene, Ore.)

BOSTON COLLEGE

BOSTON COLLEGE LEADS, 31-19

at Pitt: BC leads, 13-10
at Boston College: BC leads, 17-7
at Neutral Sites: Pitt leads, 2-1
Current Streak: BC, W1
Jan. 31, 1983 A W 70-62
Feb. 25, 1984 A W 62-48
Jan. 16, 1985 A W 53-52
Feb. 16, 1985 H W 70-61
Jan. 9, 1986 H L 69-57
Feb. 8, 1986 A L 71-57
Jan. 10, 1987 A L 91-55
Feb. 11, 1987 H L 60-52
Jan. 7, 1988 A L 70-44
Feb. 6, 1988 H L (OT) 75-67
Jan. 14, 1989 A L 67-58
Feb. 15, 1989 H L 69-65
Jan. 13, 1990 H W 85-76
Feb. 14, 1990 A L 77-58
Jan. 19, 1991 A W 74-70
Feb. 20, 1991 H W 85-70
March 2, 1991 N (BET1) W 82-78
Jan. 18, 1992 A W 65-62
Feb. 19, 1992 H L 67-63
March 6, 1992 N (BET2) W 70-59
Jan. 19, 1993 H W 69-64
Feb. 20, 1993 A L 59-57
Jan. 3, 1994 A W 82-63
Jan. 30, 1994 H W 74-65
Jan. 14, 1995 H W 71-63
Feb. 11, 1995 A L 69-53
Jan. 20, 1996 H W 72-69
Jan. 15, 1997 A L 70-66
Feb. 22, 1997 H L 84-59
Jan. 21, 1998 A L 75-64
Feb. 13, 1999 H L 86-65
Feb. 23, 1999 A L 72-66
Jan. 29, 2000 A L 85-54
Feb. 20, 2000 H L 66-52
Feb. 24, 2001 A L (OT) 65-63
Jan. 12, 2002 H L 81-57
Feb. 16, 2002 A L 64-37

Feb. 22, 2003 H L 78-52
Feb. 5, 2004 A L 79-44
Jan. 29, 2005 A L 72-55
Jan. 30, 2014 H W 67-65
Jan. 24, 2015 H W 78-70
Jan. 21, 2016 A L 54-43
Jan. 5, 2017 H W 56-43
Feb. 11, 2018 A L 72-61
Jan. 13, 2019 H L 59-55
Jan. 5, 2020 H L 79-70
Feb. 20, 2020 A L 70-59
Feb. 16, 2021 A W 83-80
Mar. 3, 2021 N •• L 67-56
(BET1) Big East Tournament (Washington, D.C.)
(BET2) Big East Tournament (Storrs, CT)
•• ACC Tournament (Greensboro, N.C.)

BOSTON UNIVERSITY

PITT LEADS, 1-0

at Pitt: Pitt leads, 1-0
at Boston: N/A
at Neutral Sites: N/A
Current Streak: Pittsburgh, W1
Jan. 23, 1983 H W 75-74

BOWIE STATE

PITT LEADS, 1-0

at Pitt: Pitt leads, 1-0
at Bowie State: N/A
at Neutral Sites: N/A
Current Streak: Pitt, W1
Dec. 5, 1981 H • W 112-62
• Pitt Tournament

BROWN

PITT LEADS, 1-0

at Pitt: Pitt leads, 1-0
at Brown: N/A
at Neutral Sites: N/A
Current Streak: Pitt, W1
Nov. 24, 2012 H W 58-57

BRYANT

PITT LEADS, 1-0

at Pitt: Pitt leads, 1-0
at Bryant: N/A
at Neutral Sites: N/A
Current Streak: Pitt, W1
Dec. 6, 2016 H W 76-60

BUFFALO

SERIES TIED, 1-1

at Pitt: Buffalo leads, 1-0
at Buffalo: Pitt leads, 1-0
at Neutral Sites: N/A
Current Streak: Buffalo, W1
Dec. 29, 2012 A W 91-77
Dec. 1, 2013 H L 66-62

BUCKNELL

PITT LEADS, 2-1

at Pitt: Pitt leads, 2-1
at Bucknell: N/A
at Neutral Sites: N/A
Current Streak: Pitt, W2
Nov. 20, 2001 H L 58-57
Nov. 8, 2013 H W 66-51
Dec. 20, 2017 H W 57-39

CAL POLY

PITT LEADS, 1-0

at Pitt: Pitt leads, 1-0
at Cal Poly: N/A
at Neutral Sites: N/A
Current Streak: Pitt, W1

CAL

CALIFORNIA-BERKELEY LEADS, 1-0

at Pitt: N/A
 at Cal: N/A
 at Neutral Sites: Cal leads, 1-0
 Current Streak: Cal, W1
 Dec. 20, 1998 N • L.....35-40
 • Oakland Tribune Classic (Oakland, CA)

CALIFORNIA-IRVINE

CALIFORNIA-IRVINE LEADS, 1-0

at Pitt: N/A
 at Cal-Irvine: Cal-Irvine leads 1-0
 at Neutral Sites: N/A
 Current Streak: Cal-Irvine, W1
 Dec. 28, 2000 A..... L.....70-74

CALIFORNIA (PA)

PITT LEADS, 1-0
 at Pitt: Pitt leads, 1-0
 at California: N/A
 at Neutral Sites: N/A
 Current Streak: Pitt, W1
 Nov. 15, 2006 H..... W.....71-58

CAMPBELL

PITT LEADS, 1-0

at Pitt: N/A
 at Campbell: N/A
 at Neutral Sites: Pitt leads, 1-0
 Current Streak: Pitt, W1
 Dec. 29, 1999 N • W.....70-60
 • Georgia Tech/Atlanta Marriott Invite (Atlanta, GA)

CANISIUS

PITT LEADS, 1-0

at Pitt: Pitt leads, 1-0
 at Canisius: N/A
 at Neutral Sites: N/A
 Current Streak: Pitt, W1
 Dec. 29, 1993 H • W.....80-53
 • Lady Panther Invitational

CC ALLEGHENY COUNTY

PITT LEADS, 3-0

at Pitt (H): Pitt leads, 2-0
 at CCAC: Pitt leads, 1-0
 at Neutral Sites: N/A
 Current Streak: Pitt, W3
 Jan. 15, 1975 H..... W.....75-37
 Jan. 10, 1976 H..... W.....82-29
 Jan. 22, 1977 A..... W.....112-25

CENTRAL CONNECTICUT STATE

PITT LEADS, 2-0

at Pitt: Pitt leads, 2-0
 at Central Conn. State: N/A
 at Neutral Sites: N/A
 Current Streak: Pitt, W2
 Nov. 28, 2003 H..... W.....75-59
 Nov. 11, 2019 H..... W.....81-73

CENTRAL MISSOURI

CENTRAL MISSOURI LEADS, 1-0

at Pitt: N/A
 at Central Missouri: N/A
 at Neutral Sites: Central Missouri leads, 1-0
 Current Streak: Central Missouri, W1
 Dec. 16, 1977 N • L.....59-61
 • Mississippi Invitational (Oxford, MS)

CENTRAL MICHIGAN

PITT LEADS, 2-0

at Pitt: Pitt leads, 1-0
 at Mount Pleasant: Pitt leads, 1-0
 at Neutral Sites: N/A
 Current Streak: Pitt, W2
 Dec. 31, 2010 A W.....94-78
 Nov. 20, 2011 H..... W.....77-70

CENTRAL STATE

PITT LEADS, 1-0

at Pitt: Pitt leads, 1-0
 at Central State: N/A
 at Neutral Sites: N/A
 Current Streak: Pitt, W1
 Dec. 3, 1983 H..... W.....95-46

COLLEGE OF CHARLESTON

PITT LEADS, 1-0

at Pitt: N/A
 at Charleston: N/A
 at Neutral Sites: Pitt leads, 1-0
 Current Streak: Pitt, W1
 Dec. 22, 1978 N • W.....69-53
 • Carolina Christmas Classic (Chapel Hill, NC)

CHARLESTON (WV)

PITT LEADS, 3-0

at Pitt: Pitt leads, 2-0
 at Charleston: Pitt leads, 1-0
 at Neutral Sites: N/A
 Current Streak: Pitt, W2
 Nov. 27, 1978 H • W.....100-70
 Nov. 30, 1979 A..... W.....57-56
 Dec. 10, 1980 H..... W.....77-65
 • Charleston (WV) as Morris Harvey College

CHARLOTTE

SERIES TIED, 1-1

at Pitt: Charlotte leads, 1-0
 at Charlotte: N/A
 at Neutral Sites: Pitt leads, 1-0
 Current Streak: Charlotte, W1
 Nov. 9, 2007 N • W.....85-68
 Dec. 4, 2016 H..... L.....63-70
 • WBCA Classic (University Park, PA)

CHATTANOOGA

PITT LEADS, 1-0

at Pitt: N/A
 at Chattanooga: N/A
 at Neutral Sites: Pitt leads, 1-0
 Current Streak: Pitt, W1
 March 21, 2015... N • W.....51-40
 • NCAA Tournament First Round (Knoxville, TN)

CHEYNEY STATE

CHEYNEY STATE LEADS, 8-0

at Pitt: Cheyney State leads, 4-0
 at Cheyney: Cheyney State leads, 2-0
 at Neutral Sites: Cheyney State leads, 2-0
 Current Streak: Cheyney State, W8
 Dec. 14, 1975 H • L.....32-47
 Feb. 14, 1976 A..... L.....44-77
 March 11, 1976... N •• L.....50-62
 Feb. 15, 1979 H..... L.....49-61
 March 2, 1979... N •• L.....46-62
 Dec. 7, 1980 H • L.....55-65
 Jan. 30, 1982 A..... L.....59-85
 Jan. 16, 1983 H..... L.....56-97
 • Pitt Tournament
 •• EIAW Regional Championships

CHICAGO STATE

PITT LEADS, 1-0

at Pitt: Pitt leads, 1-0
 at Chicago State: N/A
 at Neutral Sites: N/A
 Current Streak: Pitt, W1
 Dec. 31, 2017 H..... W.....87-49

CINCINNATI

PITT LEADS, 11-5

at Pitt: Pitt, 4-3
 at Cincinnati: Pitt leads, 5-2
 at Neutral Sites: Pitt leads, 2-0
 Current Streak: Cincinnati, W1
 Dec. 5, 1982 H..... L.....59-85
 Nov. 28, 1999 A..... W.....58-55
 March 16, 2000... H • L.....60-76
 Feb. 4, 2006 A..... W.....64-63
 March 4, 2006... N (BET) . W.....77-62
 Feb. 13, 2007 H..... W.....55-44
 March 3, 2007... N (BET) . W.....76-71
 Jan. 12, 2008... A..... W.....86-61
 Feb. 2, 2009 H..... W.....68-53
 Feb. 27, 2010 A..... W.....72-60
 Feb. 1, 2011 H..... W.....79-48
 Feb. 11, 2012 A..... L.....57-62
 Feb. 20, 2013 H..... L.....50-59
 Nov. 21, 2017 A..... W.....66-46
 Nov. 16, 2018 H..... W.....65-48
 Dec. 21, 2019 A..... L.....69-53
 • WNIT
 (BET) Big East Tournament (Hartford, CT)

CLEMSON

SERIES TIED, 8-8

at Pitt: Pitt leads, 4-3
 at Clemson: Clemson leads, 4-3
 at Neutral Sites: Series tied, 1-1
 Current Streak: Pitt, W2
 Dec. 17, 1976 N • W.....72-61
 Dec. 21, 1978 N •• L.....68-75
 Dec. 6, 1981 H ••• W.....67-64
 Jan. 23, 1984 A..... L.....72-94
 Dec. 21, 2003 H..... L.....47-62
 Dec. 11, 2004 A..... L.....38-51
 Jan. 12, 2014 A..... L.....67-77
 Feb. 16, 2014 H..... W.....56-43
 March 1, 2015 H..... W.....61-56
 Jan. 31, 2016 A..... W.....59-56
 Feb. 9, 2017 H..... L.....46-54
 Feb. 1, 2018 A..... W.....58-42
 Jan. 20, 2019... H..... L.....65-59
 Jan. 16, 2020... A..... L.....75-67
 Dec. 13, 2020... H..... W.....80-71
 Jan. 26, 2021... A..... W.....79-69
 • Mississippi Invitational (Oxford, MS)
 •• Carolina Christmas Classic (Chapel Hill, NC)
 ••• Pitt Tournament

CLEVELAND STATE

PITT LEADS, 11-1

at Pitt: Pitt leads, 6-1
 at Cleveland State: Pitt leads, 4-0
 at Neutral Sites: Pitt leads, 1-0
 Current Streak: Pitt, W1
 Jan. 17, 1979 H..... W.....79-41
 Jan. 23, 1980 A..... W.....75-64
 Feb. 21, 1981 H..... W.....80-65
 Feb. 6, 1982 A..... W.....73-61
 Feb. 2, 1983 H..... W (OT) ...75-68
 Feb. 22, 1984 H..... L.....66-78
 Jan. 14, 1987 A..... W.....72-63
 Jan. 25, 1988 H..... W.....75-62
 Dec. 19, 1988 A..... W.....76-65
 Nov. 24, 1989 H • W.....77-73
 Dec. 28, 1989 N •• W.....80-52
 Dec. 28, 1992 H • W.....83-69
 • Lady Panther Invitational
 •• Burger King Classic (Miami, FL)

COPPIN STATE

SERIES TIED, 1-1

at Pitt: Series tied, 1-1
 at Coppin State: N/A
 at Neutral Sites: N/A
 Current Streak: Coppin State, W1
 Dec. 29, 1996 H • W 81-35
 Nov. 25, 2003 H L 75-61
 • Lady Panther Invitational

CONNECTICUT

CONNECTICUT LEADS, 41-9

at Pitt: UCONN leads, 17-4
 at Connecticut: UCONN leads, 21-4
 at Neutral Sites: UCONN leads, 3-1
 Current Streak: UCONN, W27
 Feb. 9, 1983 A W 79-67
 Jan. 28, 1984 A W 78-56
 March 2, 1984 N (BET1) W 60-57
 Jan. 23, 1985 H W 89-59
 Feb. 23, 1985 A W 62-59
 Jan. 18, 1986 A W 57-53
 Feb. 19, 1986 H W 73-59
 Jan. 3, 1987 A L 62-56
 Jan. 31, 1987 H L 75-62
 Jan. 13, 1988 H L 62-56
 Feb. 13, 1988 A L 80-54
 Jan. 7, 1989 A L 90-60
 Feb. 4, 1989 H L 77-63
 Jan. 24, 1990 A L 81-68
 Feb. 24, 1990 H L (OT) 82-80
 Jan. 26, 1991 H W 61-59
 Feb. 25, 1991 A L 79-55
 Jan. 25, 1992 H L 71-53
 Feb. 26, 1992 A L 90-47
 March 7, 1992 A (BET2) L 86-50
 Jan. 24, 1993 A L 73-52
 Feb. 24, 1993 H W 76-74
 Feb. 4, 1994 H L 80-63
 Feb. 20, 1994 A L 83-59
 Jan. 2, 1995 A L 100-67
 Feb. 16, 1995 H L 71-43
 March 5, 1995 N (BET3) L 95-63
 Jan. 27, 1996 A L 91-52
 March 4, 1996 A (BET2) L 83-51
 Dec. 7, 1996 H L 78-51
 Feb. 19, 1997 A L 103-71
 Jan. 14, 1998 H L 83-46
 Jan. 7, 1999 H L 106-52
 Jan. 31, 1999 A L 79-43
 Jan. 15, 2000 A L 88-36
 Jan. 20, 2001 H L 83-43
 Jan. 2, 2002 A L 112-43
 Jan. 25, 2003 H L 76-55
 Feb. 17, 2003 N (BET4) L 97-42
 Jan. 26, 2005 H L 89-53
 Feb. 22, 2005 A L 97-49
 Jan. 21, 2006 H L 65-54
 Feb. 17, 2007 A L 82-68
 Feb. 17, 2008 H L 90-64
 March 10, 2008 N (BET5) L 74-47
 Feb. 15, 2009 A L 95-42
 Jan. 30, 2010 H L 98-56
 Jan. 22, 2011 A L 66-46
 Feb. 21, 2012 H L 86-37
 Feb. 26, 2013 A L 76-36
 (BET1) Big East Tournament (Queens, NY)
 (BET2) Big East Tournament (Storrs, CT)
 (BET3) Big East Tournament (South Orange, NJ)
 (BET4) Big East Tournament (Piscataway, NJ)
 (BET5) Big East Tournament (Hartford, CT)

CORNELL

PITT LEADS, 2-0

at Pitt: Pitt leads, 2-0
 at Cornell: N/A
 at Neutral Sites: N/A
 Current Streak: Pitt, W2
 Nov. 26, 2016 H W 56-44
 Nov. 13, 2017 H W 51-39

DAYTON

DAYTON LEADS, 1-0

at Pitt: N/A
 at Dayton: N/A
 at Neutral Sites: Dayton leads, 1-0
 Current Streak: Dayton, W1
 Dec. 30, 1982 N • L 79-61
 • Dial Christmas Classic (Miami, FL)

DELAWARE

PITT LEADS, 4-1

at Pitt: Pitt leads, 3-1
 at Delaware: Pitt leads, 1-0
 at Neutral Sites: N/A
 Current Streak: Delaware, W1
 Feb. 12, 1979 A W 77-69
 Nov. 26, 1989 H • W 73-56
 Dec. 29, 1992 H • W 68-51
 Mar. 18, 2006 H • W 64-57
 Dec. 6, 2020 H L 85-79
 • Lady Panther Invitational
 •• WNIT

DELAWARE STATE

PITT LEADS, 3-0

at Pitt: Pitt leads, 3-0
 at Delaware State: N/A
 at Neutral Sites: N/A
 Current Streak: Pitt, W2
 Dec. 9, 2000 H W 65-36
 Dec. 30, 2014 H W 93-58
 Nov. 20, 2015 H W 77-43

DEPAUL

DEPAUL LEADS, 9-4

at Pitt: Series tied, 2-2
 at DePaul: DePaul leads, 5-1
 at Neutral Sites: DePaul leads, 2-1
 Current Streak: DePaul, W6
 Dec. 6, 1980 H • W (OT) 85-84
 Jan. 3, 2006 A L 81-75
 March 5, 2006 N (BET) L 69-46
 Feb. 24, 2007 H W 87-80
 Jan. 6, 2008 A W 97-68
 Jan. 10, 2009 H L 69-62
 March 8, 2009 N (BET) W 62-59
 Feb. 23, 2010 A L 68-57
 Dec. 7, 2010 H L 67-51
 Jan. 14, 2012 A L 86-83
 Jan. 29, 2013 A L 57-55
 March 2, 2013 A L 81-73
 Dec. 19, 2013 N L 77-63
 • Pitt Tournament
 (BET) Big East Tournament (Hartford, CT)

DETROIT

SERIES TIED, 2-2

at Pitt: Pitt leads, 2-0
 at Detroit: Detroit leads, 2-0
 at Neutral Sites: N/A
 Current Streak: Detroit, W1
 Jan. 10, 1981 H W 79-65
 Feb. 7, 1982 A L 70-59
 Feb. 5, 1983 H W 66-58
 Dec. 29, 1984 A L 86-66

DREXEL

SERIES TIED, 1-1

at Pitt: Series tied, 1-1
 at Drexel: N/A
 at Neutral Sites: N/A
 Current Streak: Pitt, W1
 Nov. 26, 2011 H L 71-50
 Dec. 14, 2014 H W 72-53

DUKE

DUKE LEADS, 12-0

at Pitt: Duke leads, 3-0
 at Duke: Duke leads, 6-0

at Neutral Sites: Duke leads, 3-0

Current Streak: Duke, W12
 Dec. 21, 2006 N • L 72-51
 Dec. 8, 2007 N •• L 51-49
 Nov. 24, 2010 H L 93-55
 Dec. 4, 2011 A L 92-43
 Jan. 26, 2014 A L 111-67
 Jan. 29, 2015 A L 62-45
 Jan. 28, 2016 H L 70-48
 Feb. 12, 2017 A L 62-48
 Jan. 28, 2018 H L 58-46
 Feb. 3, 2019 A L 74-55
 Mar. 6, 2019 N ••• L 86-64
 Feb. 13, 2020 H L 73-56
 • Caribbean Classic (Cancun, Mexico)
 •• Maggie Dixon Classic (MSG, New York)
 ••• ACC Tournament (Greensboro, NC)

DUQUESNE

PITT LEADS, 21-17

at Pitt: Pitt leads, 12-7
 at Duquesne: Series tied, 8-8
 at Neutral Sites: Duquesne leads, 2-1
 Current Streak: Duquesne, W1
 Dec. 6, 1974 H • W 91-32
 Dec. 5, 1979 H W 72-37
 Feb. 1, 1984 H W 84-55
 Feb. 9, 1985 H W 96-84
 Dec. 11, 1986 A W 69-68
 Dec. 11, 1987 H W 85-69
 Dec. 28, 1988 A W 79-70
 Dec. 9, 1989 H W 88-51
 Nov. 29, 1990 A W 80-68
 Nov. 30, 1991 H •• W 78-74
 Dec. 1, 1992 A W 80-67
 Nov. 27, 1993 H W 66-50
 Nov. 30, 1994 A W 74-71
 Nov. 29, 1995 N ••• L 55-53
 Dec. 21, 1996 N ••• W 74-59
 Feb. 5, 1998 N ••• L 68-62
 Dec. 4, 1998 A L 65-58
 Jan. 1, 2000 H W (OT) 62-57
 Nov. 29, 2000 A L 67-59
 Dec. 8, 2001 H L 63-54
 Dec. 3, 2002 A L 62-60
 Dec. 3, 2003 H L 92-80
 Dec. 7, 2004 A L 82-71
 Nov. 30, 2005 H W 82-69
 Nov. 19, 2006 A W 61-56
 Dec. 22, 2007 H W 72-54
 Dec. 3, 2008 A W 66-47
 Dec. 29, 2009 H L 72-63
 Dec. 31, 2010 A L 70-62
 Dec. 28, 2011 H L 70-57
 Dec. 8, 2012 A L 70-61
 Dec. 29, 2013 H W 67-57
 Dec. 7, 2014 A L 87-77
 Dec. 30, 2015 H L 79-65
 Dec. 29, 2016 A L 63-54
 Nov. 16, 2017 H L 66-53
 Dec. 29, 2018 A W 66-58
 Nov. 23, 2019 H L 81-62
 • Pitt Tournament
 •• Lady Panther Invitational
 ••• Played at Civic Arena (Pittsburgh, PA)

EAST CAROLINA

PITT LEADS, 1-0

at Pitt: N/A
 at East Carolina: N/A
 at Neutral Sites: Pitt leads, 1-0
 Current Streak: Pitt, W1
 Dec. 19, 2006 N • W 70-53
 • Caribbean Classic (Cancun, Mexico)

EASTERN KENTUCKY

EASTERN KENTUCKY LEADS, 2-1

at Pitt: Series tied, 1-1
 at Eastern Kentucky: ECU leads, 1-0
 at Neutral Sites: N/A
 Current Streak: Pitt, W1
 Dec. 30, 1986 A L 101-93
 Nov. 25, 1988 H • L 82-79

Dec. 17, 2002 H W 78-68
 • Lady Panther Invitational

EASTERN MICHIGAN

SERIES TIED, 2-2

at Pitt: Series tied, 1-1
 at Eastern Michigan: Series tied, 1-1
 at Neutral Sites: N/A
 Current Streak: Pitt, W1
 Feb. 3, 1979 H W 73-59
 Jan. 20, 1980 A L (OT) 79-74
 Dec. 30, 1983 H L 75-67
 Dec. 19, 1989 A W 87-76

EAST STROUDSBURG

PITT LEADS, 2-0

at Pitt: Pitt leads, 1-0
 at East Stroudsburg: N/A
 at Neutral Sites: Pitt leads, 1-0
 Current Streak: Pitt, W2
 March 12, 1976... N • W 64-55
 Dec. 3, 1976 H • • W 91-56
 • EAIW Regional Championships
 • Pitt Tournament

EDINBORO

SERIES TIED, 5-5

at Pitt: Pitt leads, 4-2
 at Edinboro: Edinboro leads, 3-1
 at Neutral Sites: N/A
 Current Streak: Pitt, W2
 Jan. 25, 1975 A L 76-63
 Jan. 28, 1976 H L 64-56
 Feb. 2, 1977 A L 77-66
 Feb. 24, 1977 H W 87-84
 Dec. 5, 1977 H • W 77-74
 Feb. 22, 1978 H W 80-64
 Dec. 10, 1978 H • L 67-48
 Jan. 31, 1979 A L 69-43
 Jan. 16, 1980 H W 75-54
 Jan. 28, 1981 A W 58-50
 • Pitt Tournament

ELON

PITT LEADS, 1-0

at Pitt: Pitt leads, 1-0
 at Elon: N/A
 at Neutral Sites: N/A
 Current Streak: Pitt, W1
 Nov. 28, 2008 H • W 84-49
 • Pitt Thanksgiving Tournament

FAIRFIELD

PITT LEADS, 1-0

at Pitt: N/A
 at Fairfield: N/A
 at Neutral Sites: Pitt leads, 1-0
 Current Streak: Pitt, W1
 Dec. 30, 1981 N • W 66-62
 • La Salle Tournament (Philadelphia, PA)

FAIRLEIGH DICKINSON

PITT LEADS, 1-0

at Pitt: Pitt leads, 1-0
 at FDU: N/A
 at Neutral Sites: N/A
 Current Streak: Pitt, W1
 Nov. 19, 2019 H W 69-60

FAIRMONT STATE

PITT LEADS, 3-0

at Pitt: Pitt leads, 2-0
 at Fairmont: Pitt leads, 1-0
 at Neutral Sites: N/A
 Current Streak: Pitt, W3
 Nov. 18, 1981 H W 65-29
 Nov. 19, 1982 A W 79-59
 Nov. 22, 1983 H W 100-55

FEDERAL CITY

PITT LEADS, 2-0

at Pitt: Pitt leads, 1-0
 at Federal City: Pitt leads, 1-0
 at Neutral Sites: N/A
 Current Streak: Pitt, W2
 Feb. 8, 1976 H W 56-52
 Jan. 28, 1977 A W 89-65

FIU

SERIES TIED, 1-1

at Pitt: N/A
 at FIU: FIU leads 1-0
 at Neutral Sites: Pitt leads 1-0
 Current Streak: FIU, W1
 Dec. 29, 1989 N • W 76-71
 Dec. 27, 1997 A • • L 80-65
 • Burger King Classic (Miami, FL)
 • Florida International Tournament (Miami, FL)

FLORIDA

PITT LEADS, 2-1

at Pitt: Pitt leads, 2-0
 at Florida: Florida leads, 1-0
 at Neutral Sites: N/A
 Current Streak: Pitt, W1
 Dec. 20, 1984 H W 72-68
 Dec. 21, 2008 A L 90-83
 Nov. 20, 2009 H W 81-58

FLORIDA A&M

PITT LEADS, 1-0

at Pitt: N/A
 at Florida A&M: Pitt leads, 1-0
 at Neutral Sites: N/A
 Current Streak: Pitt, W1
 Dec. 19, 2008 A W 89-59

FLORIDA ATLANTIC

PITT LEADS, 1-0

at Pitt: N/A
 at Florida Atlantic: Pitt leads, 1-0
 at Neutral Sites: N/A
 Current Streak: Pitt, W1
 Dec. 7, 2002 A • W 101-87
 • Radisson Suites Roundball Classic (Boca Raton, FL)

FLORIDA STATE

FLORIDA STATE LEADS, 8-0

at Pitt: Florida State leads, 4-0
 at FSU: Florida State leads, 4-0
 at Neutral Sites: N/A
 Current Streak: Florida State, W6
 Jan. 2, 2014 H L 78-69
 Jan. 15, 2015 A L 58-43
 Jan. 17, 2016 H L 66-55
 Feb. 23, 2017 A L 79-48
 Feb. 4, 2018 H L 66-59
 Feb. 17, 2019 A L 78-46
 Feb. 1, 2020 H L 66-41
 Dec. 20, 2020 A L 67-53

FORDHAM

PITT LEADS, 3-1

at Pitt: Pitt leads, 2-0
 at Fordham: Series tied, 1-1
 at Neutral Sites: N/A
 Current Streak: Pitt, W1
 Dec. 31, 2003 H W 62-48
 Dec. 30, 2004 A W 58-51
 Dec. 3, 2017 A L 58-55
 Dec. 5, 2018 H W 65-62

FROSTBURG STATE

PITT LEADS, 1-0

at Pitt: Pitt leads, 1-0
 at Frostburg State: N/A
 at Neutral Sites: N/A
 Current Streak: Pitt, W1
 Feb. 15, 1975 H W 68-29

FURMAN

PITT LEADS, 1-0

at Pitt: Pitt leads, 1-0
 at Furman: N/A
 at Neutral Sites: N/A
 Current Streak: Pitt, W1
 Nov. 25, 2002 H W 75-45

GEORGE MASON

PITT LEADS, 2-0

at Pitt: Pitt leads, 1-0
 at George Mason: N/A
 at Neutral Sites: Pitt leads, 1-0
 Current Streak: Pitt, W2
 Nov. 23, 1991 N • W 73-68
 Nov. 25, 2020 H W 72-57
 • Hoss s/Red Flash Classic (Loretto, PA)

GEORGETOWN

PITT LEADS, 27-26

at Pitt: Pitt leads, 15-11
 at Georgetown: Georgetown leads, 12-11
 at Neutral Sites: Georgetown leads, 3-1
 Current Streak: Georgetown, W7
 Feb. 18, 1981 H W 86-72
 Feb. 17, 1982 A L 79-67
 Feb. 16, 1983 H W 75-59
 March 4, 1983 N (BET1) L 61-60
 Jan. 10, 1984 H W 81-64
 Dec. 15, 1984 H W 69-68
 Jan. 26, 1985 A W 90-50
 Jan. 2, 1986 N • W 65-55
 Jan. 29, 1986 A L 77-69
 Dec. 13, 1986 H L 67-66
 Jan. 24, 1987 A L 65-53
 Jan. 16, 1988 A L 69-64
 Feb. 17, 1988 H W 76-74
 Dec. 10, 1988 A W 70-69
 Jan. 28, 1989 H W 72-58
 March 2, 1989 N (BET1) L 61-57
 Jan. 6, 1990 H W 85-72
 Feb. 3, 1990 A W 64-63
 Jan. 2, 1991 H W 85-65
 Jan. 30, 1991 A L 80-72
 Jan. 29, 1992 A L 88-77
 Feb. 29, 1992 H W 70-67
 Jan. 16, 1993 H W 74-70
 Feb. 6, 1993 A L 84-74
 Jan. 12, 1994 A W 77-58
 Feb. 23, 1994 H W 78-64
 Jan. 25, 1995 A W 70-63
 Feb. 8, 1995 H W 80-71
 Jan. 17, 1996 A W 80-74
 Jan. 9, 1997 A L (OT) 74-64
 Feb. 5, 1997 H L 84-67
 Feb. 3, 1998 H L 72-56
 Jan. 13, 1999 A L 80-61
 Feb. 16, 1999 H L 76-71
 Feb. 27, 1999 N (BET2) L 70-52
 Feb. 26, 2000 H W 77-66
 Jan. 24, 2001 H L 76-56
 Jan. 5, 2002 A W 63-61
 Jan. 23, 2002 H L 73-56
 Jan. 29, 2003 A W 91-72
 Feb. 14, 2004 H L 72-61
 Jan. 22, 2005 A W 85-81
 Feb. 1, 2006 H W 79-62
 Feb. 26, 2007 A W 68-58
 March 3, 2008 H W 70-33
 Jan. 27, 2009 A W 50-39
 Feb. 10, 2010 H L 66-63
 Feb. 23, 2011 A L 67-57
 Dec. 7, 2011 H L 82-54
 Jan. 26, 2013 A L 69-57

Feb. 23, 2013 H L 72-70
 Nov. 19, 2018 A L 70-41
 Nov. 16, 2019 H L 66-56
 (BET1) Big East Tournament (Providence, RI)
 (BET1) Big East Tournament (Piscataway, NJ)
 • Played at Civic Arena (Pittsburgh, PA)

GEORGE WASHINGTON

PITT LEADS, 3-1

at Pitt: Pitt leads, 2-0
 at George Washington: Series tied, 1-1
 at Neutral Sites: N/A
 Current Streak: George Washington, W1
 Jan. 6, 1980 H W 81-57
 Feb. 25, 1981 A W 92-74
 Jan. 6, 1982 H W 85-51
 Feb. 19, 1983 A L 63-61

GEORGIA

GEORGIA LEADS, 1-0

at Pitt: N/A
 at Georgia: N/A
 at Neutral Sites: Georgia leads, 1-0
 Current Streak: Georgia, W1
 March 26, 1981 ... N • L 100-69
 • National Women's Invitational Tourn. (Amarillo, TX)

GEORGIA TECH

GEORGIA TECH LEADS, 7-3

at Pitt: Georgia Tech leads, 3-1
 at Georgia Tech: Georgia Tech leads, 3-2
 at Neutral Sites: Georgia Tech leads, 1-0
 Current Streak: Georgia Tech, W4
 Dec. 30, 1999 A • W 75-69
 Feb. 3, 2014 H L 77-66
 Jan. 18, 2015 A W 75-72(OT)
 Feb. 25, 2016 H L 66-60
 Feb. 19, 2017 A L 71-57
 Jan. 14, 2018 H W 68-62
 Feb. 7, 2019 A L 67-55
 Feb. 6, 2020 H L 77-48
 Mar. 5, 2020 N •• L 68-58
 Feb. 28, 2021 A L 65-60
 • Georgia Tech/Marriott NW Holiday Tournament (Atlanta, GA)
 •• ACC Tournament (Greensboro, N.C.)

GLASSBORO STATE

PITT LEADS, 1-0

at Pitt: Pitt leads, 1-0
 at Glassboro State: N/A
 at Neutral Sites: N/A
 Current Streak: Pitt, W1
 Dec. 13, 1975 H • W 74-63
 • Pitt Tournament

GONZAGA

PITT LEADS, 2-0

at Pitt: N/A
 at Gonzaga: N/A
 at Neutral Sites: Pitt leads, 2-0
 Current Streak: Pitt, W2
 March 24, 1994 .. N • W 89-77
 March 23, 2009 .. N •• W 65-60
 • National Women's Invitational Tourn. (Amarillo, TX)
 •• NCAA Tournament (Schic, WA)

HAMPTON

SERIES TIED 1-1

at Pitt: Hampton leads, 1-0
 at Hampton: Pitt leads, 1-0
 at Neutral Sites: N/A
 Current Streak: Hampton, W1
 Dec. 11, 1999 A W 86-65
 Nov. 12, 2011 H L 60-37

HARTFORD

HARTFORD LEADS, 2-0

at Pitt: Hartford leads, 1-0
 at Hartford: N/A
 at Neutral Sites: Hartford leads, 1-0
 Current Streak: Hartford, W2
 Dec. 29, 1991 N • L 67-65
 Dec. 6, 2003 H L 60-54
 • Seel-Bach Cardinal Tourny (Louisville, Ky.)

HARVARD

PITT LEADS, 1-0

at Pitt: N/A
 at Harvard: N/A
 at Neutral Sites: Pitt leads, 1-0
 Current Streak: Pitt, W1
 Nov. 30, 2007 N • W 70-54
 • Marshall Classic (Huntington, WV)

HAWAII

HAWAII LEADS, 1-0

at Pitt: N/A
 at Hawaii: Hawaii leads, 1-0
 at Neutral Sites: N/A
 Current Streak: Hawaii, W1
 Nov. 29, 1996 A • L 65-34
 • Wahine Classic (Honolulu, HI)

HIGH POINT

HIGH POINT LEADS, 2-0

at Pitt: N/A
 at High Point: High Point leads, 1-0
 at Neutral Sites: High Point leads, 1-0
 Current Streak: High Point, W2
 Dec. 23, 1978 N • L 87-61
 Dec. 2, 2011 A L 82-75
 • UNC Tournament (Chapel Hill, NC)

HOFSTRA

PITT LEADS, 1-0

at Pitt: Pitt leads, 1-0
 at Hofstra: N/A
 at Neutral Sites: N/A
 Current Streak: Pitt, W1
 Nov. 29, 2020 H W 71-58

HOLY CROSS

PITT LEADS, 1-0

at Pitt: Pitt leads, 1-0
 at Holy Cross: N/A
 at Neutral Sites: N/A
 Current Streak: Pitt, W1
 Dec. 6, 2015 H W 56-50

HOUSTON

HOUSTON LEADS, 1-0

at Pitt: N/A
 at Houston: N/A
 at Neutral Sites: Houston leads, 1-0
 Current Streak: Houston, W1
 Dec. 2, 1990 N • L 111-51
 • Buckeye Classic (Columbus, OH)

HOWARD

PITT LEADS, 6-0

at Pitt: Pitt leads, 4-0
 at Howard: Pitt leads, 2-0
 at Neutral Sites: N/A
 Current Streak: Pitt, W6
 Jan. 16, 1978 H W 62-46
 Dec. 2, 1978 A W 78-75
 Jan. 5, 1980 H W 64-56
 Feb. 13, 1981 A W 66-50
 Feb. 3, 1982 H W 77-59
 Dec. 31, 2002 H W 94-75

IMMACULATA

IMMACULATA LEADS, 3-0

at Pitt: N/A
 at Immaculata: Immaculata leads, 2-0
 at Neutral Sites: Immaculata leads, 1-0
 Current Streak: Immaculata, W3
 Feb. 19, 1977 A L 81-74
 Feb. 27, 1978 A L 82-75
 March 3, 1978 N • L 93-71
 • EIAIW Regional Championships

INDIANA

SERIES TIED, 4-4

at Pitt: Pitt leads, 2-1
 at Indiana: Indiana leads, 2-0
 at Neutral Sites: Pitt tied, 2-1
 Current Streak: Pitt, W1
 Dec. 8, 1978 H • W 62-36
 Dec. 22, 1979 N •• L 66-56
 Feb. 3, 1980 A L 53-47
 Dec. 13, 1980 H W 70-65
 Dec. 19, 1980 N •• W 64-63
 Jan. 20, 1982 A L 69-59
 Nov. 26, 1983 H L 65-63
 Dec. 20, 2011 N ••• W 77-72 (OT)
 • Pitt Tournament
 •• UNC Christmas Classic (Chapel Hill, NC)
 ••• Caribbean Classic (Cancun, Mexico)

INDIANA (PA.)

PITT LEADS, 4-0

at Pitt: Pitt leads, 3-0
 at IUP: Pitt leads, 1-0
 at Neutral Sites: N/A
 Current Streak: Pitt, W4
 Feb. 25, 1975 A W 72-47
 Dec. 12, 1975 H • W 109-45
 Feb. 25, 1976 H W 56-39
 Dec. 8, 1979 H • W 72-56
 • Pitt Tournament

IOWA

IOWA LEADS 1-0

at Pitt: Iowa leads, 1-0
 at Iowa: N/A
 at Neutral Sites: N/A
 Current Streak: Iowa, W1
 Dec. 4, 1992 H L 70-59

JAMES MADISON

SERIES TIED, 2-2

at Pitt: Pitt leads 2-1
 at James Madison: 0-1
 at Neutral Sites: N/A
 Current Streak: James Madison, W2
 March 18, 2007 .. H • W 71-61
 Dec. 29, 2007 N • W 69-61
 Dec. 4, 2013 H L 71-61
 Nov. 23, 2014 A L 80-64
 • NCAA Tournament (Pittsburgh, PA)
 •• Wagner Tournament (Staten Island, NY)

KANSAS STATE

KANSAS STATE LEADS 1-0

at Pitt: N/A
 at Kansas State: KSU leads, 1-0
 at Neutral Sites: N/A
 Current Streak: Kansas State, W1
 Nov. 27, 1981 A • L 79-63
 • Converse Classic (Manhattan, KS)

KEAN

PITT LEADS, 1-0

at Pitt: N/A
 at Kean: N/A
 at Neutral Sites: Pitt leads, 1-0
 Current Streak: Pitt, W1
 March 12, 1976 .. N • W 109-72
 • EIAIW Regional Championship

KENTUCKY

KENTUCKY LEADS, 1-0

at Pitt: N/A
 at Kentucky: N/A
 at Neutral Sites: Kentucky leads, 1-0
 Current Streak: Kentucky, W1
 Dec. 16, 1976 N • L 67-61
 • Mississippi Invitational (Oxford, MS)

KENT STATE

PITT LEADS, 8-5

at Pitt: Pitt leads, 5-2
 at Kent State: Series tied, 3-3
 at Neutral Sites: N/A
 Current Streak: Kent State, W3
 Jan. 19, 1977 H W 98-38
 Dec. 9, 1981 H L 72-67
 Dec. 1, 1982 A W 59-58
 Dec. 17, 1983 H W 73-71
 Dec. 10, 1985 A L 88-59
 Dec. 17, 1986 H W 73-63
 Dec. 20, 1987 A W 81-69
 Dec. 6, 1988 H W 110-82
 Jan. 10, 1990 A W 77-66
 Dec. 18, 1990 H W 111-97
 Dec. 22, 1992 A L 77-61
 Dec. 1, 1999 H L 76-68
 Nov. 25, 2000 A L (OT) 77-67

LAFAYETTE

PITT LEADS, 2-1

at Pitt: Pitt leads, 2-1
 at Lafayette: N/A
 at Neutral Sites: N/A
 Current Streak: Lafayette, W1
 Nov. 21, 1999 H W 80-43
 Dec. 31, 2011 H W 74-69 (OT)
 Nov. 17, 2013 H L 48-45

LA SALLE

PITT LEADS, 7-1

at Pitt: Pitt leads, 4-0
 at La Salle: Pitt leads, 3-1
 at Neutral Sites: N/A
 Current Streak: Pitt, W2
 Jan. 12, 1977 H W 73-60
 Jan. 30, 1978 A W 99-81
 Jan. 10, 1979 H W 71-57
 Feb. 9, 1980 A W 78-66
 Jan. 7, 1981 H W 89-77
 Dec. 29, 1981 A • L 58-55
 Jan. 29, 1982 A W 62-60
 Jan. 12, 1983 H W 85-67
 • LaSalle Tournament (Philadelphia, PA)

LIBERTY

PITT LEADS, 1-0

at Pitt: N/A
 at Liberty: N/A
 at Neutral Sites: Pitt leads, 1-0
 Current Streak: Pitt, W1
 Dec. 20, 2006 N • W 54-47
 • Caribbean Classic (Cancun, Mexico)

LOCK HAVEN

PITT LEADS, 4-1

at Pitt: Pitt leads, 2-0
 at Lock Haven: Series tied, 1-1
 at Neutral Sites: Pitt leads, 1-0
 Current Streak: Pitt, W4
 Feb. 21, 1976 A L 60-54
 Feb. 26, 1977 H W 77-72
 March 9, 1977 N • W 77-75
 Feb. 18, 1978 A W 90-70
 Feb. 17, 1979 H W 55-48
 • EIAW Regional Championship

LONG BEACH STATE

PITT LEADS, 1-0

at Pitt: N/A
 at Long Beach State: N/A
 at Neutral Sites: Pitt leads, 1-0
 Current Streak: Pitt, W1
 Dec. 3, 2004 N • W 64-62
 • Stony Brook Tournament (Stony Brook, NY)

LOUISIANA-MONROE

PITT LEADS, 1-0

at Pitt: N/A
 at ULM: N/A
 at Neutral Sites: Pitt leads, 1-0
 Current Streak: Pitt, W1
 Dec. 20, 2013 N • W 76-61
 • Duel in the Desert (Las Vegas, Nev.)

LOUISVILLE

LOUISVILLE LEADS, 21-2

at Pitt: Louisville leads, 9-2
 at Louisville: Louisville leads, 10-0
 at Neutral Sites: Louisville leads, 2-0
 Current Streak: Louisville, W17
 Feb. 8, 2006 H L 71-63
 Jan. 24, 2007 A L 72-59
 Jan. 27, 2008 H W 76-67
 Feb. 28, 2009 A L 75-51
 March 9, 2009 N (BET) L 69-63
 Feb. 14, 2010 H W 72-69
 March 5, 2010 N (BET) L 79-71
 Jan. 2, 2011 A L 79-68
 Feb. 14, 2012 H L 71-66 (OT)
 Feb. 9, 2013 A L 78-45
 Jan. 4, 2015 H L 63-57
 Feb. 8, 2015 A L 48-35
 Feb. 11, 2016 H L 84-61
 Feb. 28, 2016 A L 65-36
 Jan. 8, 2017 A L 73-52
 Jan. 29, 2017 H L 63-48
 Jan. 18, 2018 H L 77-51
 Feb. 25, 2018 A L 81-49
 Jan. 27, 2019 A L 70-42
 Mar. 3, 2019 H L 67-40
 Jan. 26, 2020 A L 83-49
 Feb. 23, 2020 H L 79-47
 Feb. 18, 2021 H L 82-58
 (BET) Big East Tournament (Hartford, Conn.)

LOYOLA (CHICAGO)

PITT LEADS, 1-0

at Pitt: Pitt leads, 1-0
 at Loyola: N/A
 at Neutral Sites: N/A
 Current Streak: Pitt, W1
 Nov. 17, 2016 H W 59-35

LOYOLA (MD.)

PITT LEADS, 7-0

at Pitt: Pitt leads, 5-0
 at Loyola: Pitt leads, 1-0
 at Neutral Sites: Pitt leads, 1-0
 Current Streak: Pitt, W7
 Dec. 5, 1993 N • W 88-75
 Nov. 28, 2010 H W 73-45
 Nov. 18, 2011 H W 65-59
 Dec. 5, 2012 H W 57-47
 Nov. 23, 2013 A W 60-54
 Nov. 30, 2014 H W 84-46
 Nov. 21, 2016 H W 74-44
 • MCI First American Classic (Nashville, TN)

LOYOLA MARYMOUNT

LOYOLA MARYMOUNT LEADS, 1-0

at Pitt: N/A
 at Loyola Marymount: Loyola leads, 1-0
 at Neutral Sites: N/A
 Current Streak: Loyola Marymount, W1

Dec. 30, 2000 A L 74-57

MARQUETTE

MARQUETTE LEADS, 10-2

at Pitt: Series tied, 2-2
 at Marquette: Marquette leads, 5-0
 at Neutral Sites: Marquette leads, 3-0
 Current Streak: Marquette, W6
 Jan. 18, 2006 A L 71-62
 March 27, 2006 A • L 77-64
 Jan. 9, 2007 H W (OT) 91-87
 March 4, 2007 N L 61-51
 Feb. 23, 2008 A L 76-69
 Jan. 30, 2009 H W 86-54
 Jan. 2, 2010 A L 66-55
 Jan. 29, 2011 H L 65-61
 Mar. 19, 2011 N (BET) L 74-70
 Feb. 4, 2012 A L 72-48
 Jan. 19, 2013 H L 74-65
 Mar. 4, 2013 N (BET) L 66-43
 • WNIT
 (BET) Big East Tournament (Hartford, CT)

MARSHALL

PITT LEADS, 3-1

at Pitt: Pitt leads, 2-0
 at Marshall: Series tied, 1-1
 at Neutral Sites: N/A
 Current Streak: Pitt, W2
 Feb. 25, 1986 H W 78-75
 Dec. 8, 1986 A L 67-60
 Dec. 1, 2007 A W 70-66
 Nov. 28, 2009 H • W 80-58
 • Pitt Thanksgiving Tournament

MARYLAND

MARYLAND LEADS, 9-1

at Pitt: Maryland leads, 3-1
 at Maryland: Maryland leads, 5-0
 at Neutral Sites: Maryland leads, 1-0
 Current Streak: Maryland, W2
 Feb. 15, 1977 A L 82-53
 Feb. 16, 1978 H L 86-68
 Jan. 24, 1979 A L 81-74
 Jan. 26, 1980 H L 67-66
 Jan. 21, 1981 A L 83-72
 Jan. 23, 1982 H L 74-72
 Nov. 27, 2007 A L 90-77
 Dec. 2, 2008 H W 86-57
 Feb. 6, 2014 A L 94-46
 Nov. 28, 2015 N • L 70-49
 • Paradise Jam (U.S. Virgin Islands)

MASSACHUSETTS

PITT LEADS, 1-0

at Pitt: N/A
 at Massachusetts: N/A
 at Neutral Sites: Pitt leads, 1-0
 Current Streak: Pitt, W1
 Nov. 24, 1991 N • W 65-56
 • Hoss s/Red Flash Classic (Loretto, PA)

MCNEESE STATE

PITT LEADS, 1-0

at Pitt: N/A
 at McNeese State: N/A
 at Neutral Sites: Pitt leads, 1-0
 Current Streak: Pitt, W1
 Dec. 20, 2016 N • W 71-65
 • Patrick Harrington Classic (Niceville, FL)

MERCER

SERIES TIED, 1-1

at Pitt: N/A
 at Mercer: N/A
 at Neutral Sites: Series tied, 1-1
 Current Streak: Mercer, W1
 Dec. 15, 1976 N • W 108-100
 Dec. 20, 1979 N • • L 90-78

- Mississippi Invitational (Oxford, MS)
- North Carolina Tournament (Chapel Hill, NC)

MIAMI (FLA.)

MIAMI LEADS, 24-9

at Pitt: Miami leads, 7-6
 at Miami: Miami leads, 15-1
 at Neutral Sites: Series tied, 2-2
 Current Streak: Miami, W7

Dec. 31, 1982.....A •.....L.....79-75 (20T)
Jan. 11, 1992.....H.....L.....73-54
Feb. 11, 1992.....A.....L.....79-64
Jan. 29, 1993.....H.....L.....55-50
March 1, 1993.....A.....L.....77-65
Jan. 9, 1994.....H.....W.....71-66
Feb. 2, 1994.....A.....W.....59-53
March 5, 1994.....N (BET).....W.....70-60
Jan. 7, 1995.....H.....W.....73-61
Feb. 1, 1995.....A.....L.....54-50
Dec. 22, 1995.....H.....L.....73-63
March 2, 1996.....N (BET).....W.....52-49
Jan. 6, 1997.....H.....W.....64-59
Feb. 12, 1997.....A.....L.....89-61
March 1, 1997.....N (BET).....L.....64-50
Jan. 24, 1998.....A.....L.....72-55
Jan. 2, 1999.....A.....L.....75-60
Jan. 10, 1999.....H.....W.....63-61
Feb. 29, 2000.....A.....L.....80-60
Jan. 30, 2001.....H.....W.....84-74
Feb. 17, 2001.....A.....L.....96-69
Feb. 2, 2002.....A.....L.....77-61
Jan. 22, 2003.....H.....L.....79-76
Jan. 17, 2004.....A.....L.....77-68
March 2, 2014.....A.....L.....67-54
Feb. 1, 2015.....H.....W.....81-66
Jan. 7, 2016.....A.....L.....79-55
March 3, 2016.....N ••.....L.....77-55
Jan. 2, 2017.....H.....L.....82-50
Feb. 15, 2018.....A.....L.....82-58
Feb. 10, 2019.....H.....L.....65-51
Mar. 1, 2020.....A.....L.....73-54
Jan. 21, 2021.....H.....L.....72-68

(BET) Big East Tournament (Storrs, CT)
 • Dial Christmas Classic (Miami, FL)
 • ACC Tournament (Greensboro, NC)

MIAMI (OHIO)

MIAMI LEADS, 2-1

at Pitt: Tied, 1-1
 at Miami (Ohio): N/A
 at Neutral Sites: Miami (OH) leads, 1-0
 Current Streak: Miami, W1

Dec. 1, 1996.....N •.....L.....70-62
Nov. 15, 1998.....H ••.....W.....75-56
Dec. 17, 2019.....H.....L.....80-71

• Wahine Classic (Honolulu, HI)
 • Pittsburgh Panther Invitational

MICHIGAN

SERIES TIED, 3-3

at Pitt: Pitt leads, 2-0
 at Michigan: Michigan leads, 2-1
 at Neutral Sites: Michigan leads, 1-0
 Current Streak: Pitt, W1

Dec. 27, 1989.....N •.....L.....71-59
Dec. 17, 1991.....A.....W.....74-72
Dec. 19, 1992.....H.....W.....64-62
Nov. 20, 2013.....A.....L.....83-75
Nov. 20, 2014.....H.....W.....85-64
Dec. 3, 2015.....A.....L.....82-45

• Pittsburgh Panther Invitational

MICHIGAN STATE

PITT LEADS, 3-0

at Pitt: Pitt leads, 1-0
 at Michigan State: Pitt leads, 1-0
 at Neutral Sites: Pitt leads, 1-0
 Current Streak: Pitt, W3

Jan. 20, 1979.....H.....W.....55-52
Jan. 18, 1980.....A.....W.....78-56
Dec. 21, 2011.....N •.....W.....64-54

- Caribbean Classic (Cancun, Mexico)

MINNESOTA

MINNESOTA LEADS, 1-0

at Pitt: N/A
 at Minnesota: Minnesota leads, 1-0
 at Neutral Sites: N/A
 Current Streak: Minnesota, W1
 Nov. 17, 2010.....A.....L.....73-63

MISSISSIPPI

PITT LEADS, 2-1

at Pitt: Pitt leads, 1-0
 at Mississippi: N/A
 at Neutral Sites: Tied, 1-1
 Current Streak: Pitt, W2

Nov. 24, 1978.....N •.....L.....78-61
March 22, 2006.....N ••.....W.....85-76
Nov. 30, 2019.....N ••.....W.....58-50

• Tennessee Tech Tip-Off Tournament (Cookeville, TN)
 • WNIT (Fitzgerald Field House)
 • Daytona Beach Invitational (Daytona Beach, FL)

MISSISSIPPI STATE

MISSISSIPPI STATE LEADS, 2-0

at Pitt: N/A
 at Mississippi State: N/A
 at Neutral Sites: Mississippi State leads, 2-0
 Current Streak: Mississippi State, W2

Dec. 17, 1977.....N •.....L.....68-59
Dec. 20, 2001.....N ••.....L.....88-86

• Mississippi Invitational (Oxford, MS)
 • Torneo Cancun de Basquetbol (Cancun, Mexico)

MISSOURI

MISSOURI LEADS, 1-0

at Pitt: Missouri leads, 1-0
 at Missouri: N/A
 at Neutral Sites: N/A
 Current Streak: Missouri, W1
 Nov. 27, 2005.....H •.....L.....69-60
 • Pitt Thanksgiving Classic

MISSOURI - KANSAS CITY

PITT LEADS, 1-0

at Pitt: N/A
 at UMKC: N/A
 at Neutral Sites: Pitt leads, 1-0
 Current Streak: Pitt, W1
 Nov. 27, 1987.....N •.....W.....81-75
 • 7-UP Desert Classic (Las Vegas, NV)

MONMOUTH

PITT LEADS, 2-0

at Pitt: N/A
 at Monmouth: N/A
 at Neutral Sites: Pitt leads, 2-0
 Current Streak: Pitt, W2

Dec. 28, 1981.....N •.....W.....78-70
Dec. 28, 1997.....N ••.....W.....61-49

• LaSalle Tournament (Philadelphia, PA)
 • Florida International Tournament (Miami, FL)

MONTANA

PITT LEADS, 1-0

at Pitt: N/A
 at Montana: N/A
 at Neutral Sites: Pitt leads, 1-0
 Current Streak: Pitt, W1
 March 21, 2009.....N •.....W.....64-35
 • NCAA Tournament (Schic, WA)

MOREHEAD STATE

MOREHEAD STATE LEADS, 1-0

at Pitt: N/A
 at Morehead State: N/A
 at Neutral Sites: Morehead State leads, 1-0
 Current Streak: Morehead State, W1
 Nov. 23, 1979.....N •.....L.....55-54
 • Bearcat Classic (Cincinnati, OH)

MORGAN STATE

PITT LEADS, 1-0

at Pitt: Pitt leads, 1-0
 at Morgan State: N/A
 at Neutral Sites: N/A
 Current Streak: Pitt, W1
 Nov. 29, 1997.....H •.....W.....55-43
 • Lady Panther Invitational

MOUNT ST. MARY'S

PITT LEADS, 9-0

at Pitt: Pitt leads, 8-0
 at MSM: Pitt leads, 1-0
 at Neutral Sites: N/A
 Current Streak: Pitt, W9

Nov. 17, 2006.....H.....W.....77-55
Nov. 20, 2007.....A.....W.....82-31
Dec. 31, 2009.....H.....W.....57-47
Dec. 4, 2010.....H.....W.....89-65
Nov. 29, 2011.....H.....W.....58-45
Dec. 20, 2012.....H.....W.....67-49
Nov. 26, 2013.....H.....W.....78-43
Dec. 8, 2015.....H.....W.....74-57
Nov. 12, 2016.....H.....W.....89-54

NATIONAL COLLEGE

PITT LEADS, 1-0

at Pitt: Pitt leads, 1-0
 at National: N/A
 at Neutral Sites: N/A
 Current Streak: Pitt, W1
 Nov. 27, 1982.....H.....W.....93-39

NEW ORLEANS

PITT LEADS, 1-0

at Pitt: Pitt leads, 1-0
 at National: N/A
 at Neutral Sites: N/A
 Current Streak: Pitt, W1
 Nov. 9, 2018.....H.....W.....90-38

NIAGARA

PITT LEADS, 3-0

at Pitt: Pitt leads, 2-0
 at Niagara: Pitt leads, 1-0
 at Neutral Sites: N/A
 Current Streak: Pitt, W3

Dec. 8, 1993.....A.....W.....73-46
Dec. 29, 1994.....H •.....W.....86-70
Nov. 17, 2014.....H.....W.....70-54

• Lady Panther Invitational

NORFOLK STATE

PITT LEADS, 2-0

at Pitt: Pitt leads, 1-0
 at Norfolk State: Pitt leads, 1-0
 at Neutral Sites: N/A
 Current Streak: Pitt, W2

Dec. 29, 2002.....H.....W.....104-78
Dec. 17, 2003.....A.....W.....64-44

NORTH CAROLINA

PITT LEADS, 6-5

at Pitt: Pitt leads, 4-1
 at North Carolina: UNC leads, 3-1
 at Neutral Sites: Series tied, 1-1
 Current Streak: North Carolina, W2
 Jan. 2, 1981.....H.....W.....79-67

Feb. 13, 2014	A	L	86-50
Jan. 8, 2015	H	W	84-59
Feb. 18, 2016	A	W	76-60
Mar. 2, 2016	N •	W	82-72 (OT)
Jan. 15, 2017	H	W	68-48
Mar. 1, 2017	N ••	L	72-60
Jan. 7, 2018	A	L	68-67
Feb. 14, 2019	H	W	91-78
Dec. 30, 2019	A	L	70-62
Feb. 14, 2021	H	L	81-72

- ACC Tournament (Greensboro, NC)
- ACC Tournament (Conway, SC)

NORTH CAROLINA A&T

PITT LEADS, 1-0

at Pitt: N/A
 at NC A&T: Pitt leads, 1-0
 at Neutral Sites: N/A
 Current Streak: Pitt, W1
 Nov. 23, 2004 A W 86-71

NC STATE

NC STATE LEADS, 8-2

at Pitt: NC State leads, 4-0
 at NC State: NC State leads, 4-1
 at Neutral Sites: Pitt leads, 1-0
 Current Streak: NC State, W6

Jan. 16, 1982	A	L	72-63
Dec. 22, 2001	N •	W	82-65
Feb. 27, 2014	H	L	79-68
Feb. 5, 2015	A	W	60-50
Jan. 10, 2016	H	L	78-76 (3OT)
Jan. 26, 2017	A	L	55-42
Feb. 22, 2018	H	L	77-66
Jan. 10, 2019	A	L	63-34
Jan. 23, 2020	H	L	88-44
Feb. 25, 2021	A	L	83-53

- Torneo Cancun de Basquetbol

NORTH FLORIDA

PITT LEADS, 1-0

at Pitt: Pitt leads, 1-0
 at North Florida: N/A
 at Neutral Sites: N/A
 Current Streak: Pitt, W1
 Nov. 17, 2009 H W 61-35

NORTHEASTERN

NORTHEASTERN LEADS, 3-0

at Pitt: NU leads, 1-0
 at Northeastern: NU leads, 1-0
 at Neutral Sites: NU leads, 1-0
 Current Streak: NU, W3

Dec. 21, 1983	H	L	72-61
Dec. 6, 1985	N •	L	52-49
Jan. 16, 1989	A	L	63-58

- Investors Classic Tournament (Charlottesville, VA)

NORTHERN KENTUCKY

PITT LEADS, 3-1

at Pitt: Pitt leads, 2-0
 at Northern Kentucky: NKU leads, 1-0
 at Neutral Sites: Pitt leads, 1-0
 Current Streak: Pitt, W3

Jan. 3, 1979	A	L	70-61
Dec. 1, 1979	H	W	80-55
Dec. 21, 1979	N •	W	68-62
Nov. 22, 1980	H	W	106-72

- UNC Tournament (Chapel Hill, NC)

NORTHWESTERN

PITT LEADS, 3-1

at Pitt: Pitt leads, 1-0
 at Northwestern: Pitt leads, 2-1
 at Neutral Sites: N/A
 Current Streak: Pitt, W3

Jan. 6, 1979	A	L	61-55
Dec. 18, 1979	H	W	81-71

Jan. 17, 1981	A	W	76-74
Nov. 29, 2018	A •	W	52-49

- ACC/Big Ten Challenge

NOTRE DAME

NOTRE DAME LEADS, 30-4

at Pitt: Notre Dame leads, 15-2
 at Notre Dame: Notre Dame leads, 14-0
 at Neutral Sites: Pitt leads, 2-1
 Current Streak: Notre Dame, W1

Feb. 7, 1996	A	L	90-51
Feb. 17, 1996	H	L	89-51
Jan. 18, 1997	A	L	65-49
Dec. 31, 1997	H	L	66-46
Feb. 15, 1998	A	L	75-60
Jan. 16, 1999	H	L	81-72
Jan. 18, 2000	H	L	67-53
Feb. 9, 2000	A	L	81-74
Feb. 7, 2001	A	L	72-58
Feb. 27, 2001	H	L	82-63
Feb. 5, 2002	H	L	68-56
Feb. 26, 2003	A	L	77-69
March 8, 2003	N (BET1)	L	73-65
Feb. 21, 2004	H	L	72-68
Feb. 5, 2005	H	L	75-47
Feb. 28, 2006	A	L	72-65
Jan. 31, 2007	H	W	71-62
Feb. 10, 2008	A	L	81-66
March 9, 2008	N (BET2)	W	64-53
Feb. 3, 2009	H	W	82-70
Feb. 6, 2010	A	L	86-76
Jan. 15, 2011	H	L	82-50
Jan. 17, 2012	A	L	120-44
Jan. 23, 2013	H	L	73-47
Jan. 16, 2014	H	L	109-66
Feb. 26, 2015	A	L	87-59
Jan. 3, 2016	H	L	65-55
Jan. 12, 2017	A	L	86-54
Jan. 25, 2018	H	L	87-53
Jan. 3, 2019	A	L	100-44
Jan. 2, 2020	H	L	60-52
Feb. 9, 2020	A	L	74-52
Mar. 4, 2020	N ••	W	67-65
Feb. 22, 2021	H	L	59-48

(BET1) Big East Tournament (Piscataway, NJ)
 (BET2) Big East Tournament (Hartford, CT)
 •• ACC Tournament - Greensboro, NC

OHIO

PITT LEADS, 8-1

at Pitt: Pitt leads, 5-0
 at Ohio: Pitt leads, 2-0
 at Neutral Sites: Tied, 1-1
 Current Streak: Ohio, W1

Feb. 7, 1976	H	W	74-28
Nov. 22, 1982	H	W	98-78
Dec. 28, 1983	H	W	89-68
Dec. 7, 1987	H	W	71-69
Dec. 4, 1999	H	W	71-60
Dec. 2, 2000	A	W	88-79
Dec. 9, 2006	A	W	77-69
Dec. 5, 2007	N •	W	69-55
Nov. 9, 2019	N ••	L	72-50

- Fifth Third Bank Classic (Huntington, WV)
- Daytona Beach Invitational (Daytona Beach, FL)

OHIO STATE

OHIO STATE LEADS, 10-3

at Pitt: Ohio State leads, 3-1
 at Ohio State: Ohio State leads, 5-2
 at Neutral Sites: Ohio State leads, 2-0
 Current Streak: Pitt, W1

Feb. 22, 1975	A	W	57-53
Jan. 12, 1976	H	W	56-50
Dec. 10, 1976	A •	L	64-59
Jan. 17, 1977	A	L	93-67
Dec. 10, 1977	H	L	58-53
Dec. 20, 1980	N ••	L	65-58
Feb. 20, 1982	A	L	71-55

Dec. 10, 1983	H	L	83-75
Dec. 1, 1990	A •••	L	84-71
Nov. 15, 1995	A ••••	L	85-50
Dec. 18, 1996	H	L	66-54
Dec. 2, 1998	A	L	75-40
Dec. 3, 2014	A	W	78-74

- Mississippi Tourn. (game played in Columbus, OH)
- North Carolina Tournament (Chapel Hill, NC)
- Buckeye Classic (Columbus, OH)
- Preseason WNIT (Columbus, OH)

OKLAHOMA

OKLAHOMA LEADS, 2-0

at Pitt: N/A
 at Oklahoma: N/A
 at Neutral Sites: Oklahoma leads, 2-0
 Current Streak: Oklahoma, W2

March 25, 1994	N •	L	86-77
March 29, 2009	N ••	L	70-59

- National Women's Invitational Tourn. (Amarillo, TX)
- NCAA Tournament (Norman, OK)

OLD DOMINION

SERIES TIED, 3-3

at Pitt: Pitt leads, 1-1
 at Old Dominion: Pitt leads, 1-1
 at Neutral Sites: Series tied, 1-1
 Current Streak: Pitt, W3

Jan. 10, 1978	H	L	75-56
Jan. 13, 1979	A	L	97-55
Nov. 30, 1984	N •	L	89-64
Jan. 2, 2013	A	W	55-54
Dec. 15, 2013	H	W	63-49
Nov. 27, 2015	N ••	W	67-58

- Wildcat Tournament/Northwestern (Evanston, IL)
- Paradise Jam (U.S. Virgin Islands)

PENN STATE

PENN STATE LEADS, 30-13

at Pitt: Pitt leads, 12-11
 at Penn State: Penn State leads, 19-1
 at Neutral Sites: N/A
 Current Streak: Penn State, W4

Dec. 7, 1974	H •	W	67-63
Feb. 18, 1975	H	L	64-60
Feb. 20, 1976	A	L	97-60
March 13, 1976	H ••	W	68-60
Dec. 5, 1976	H •	W	71-66
Feb. 12, 1977	H	W	69-68
Jan. 24, 1978	A	L	81-60
March 4, 1978	H •••	W	80-79
Jan. 27, 1979	H	L	68-56
Dec. 9, 1979	H •	W	58-45
Feb. 13, 1980	A	L	68-48
Feb. 29, 1980	A ••••	L	89-61
Feb. 11, 1981	H	W	83-78
Feb. 10, 1982	A	L	81-67
Feb. 12, 1983	H	W	86-69
Feb. 8, 1984	A	L	93-56
Feb. 4, 1985	H	L	81-73
Feb. 5, 1986	A	L	91-51
Dec. 5, 1987	H	L	73-71
Nov. 30, 1988	A	W	74-70
Dec. 6, 1989	H	L	98-53
Dec. 6, 1990	A	L	88-57
Dec. 7, 1992	H	L	82-69
Dec. 19, 1993	A	L	94-65
Dec. 4, 1994	H	L	66-55
Dec. 6, 1995	A	L	77-56
Dec. 15, 1996	H	L	66-44
Dec. 14, 1997	A	L	81-64
Nov. 18, 1998	H	W	49-46
Dec. 21, 1999	A	L	79-56
Dec. 16, 2000	H	L	84-62
Dec. 16, 2001	A	L	78-63
Dec. 14, 2002	H	W (OT)	92-88
Dec. 14, 2003	A	L	96-44
Dec. 9, 2004	H	L	84-79 (OT)

Dec. 2, 2005	A	L	69-60
Dec. 1, 2006	H	W	60-51
Nov. 11, 2007	A	L	80-74
Nov. 24, 2008	H	W	80-59
Dec. 12, 2009	A	L	77-73
Dec. 10, 2016	A	L	91-62
Dec. 17, 2017	H	L	59-48
Dec. 5, 2019	A	L	78-73

- Pitt Invitational
- AIAW Mid-Atlantic Tournament (Pittsburgh, PA)
- EAIAW Mid-Atlantic Tournament (Pittsburgh, PA)
- EAIAW Mid-Atlantic Tourn. (University Park, PA)
- WBCA Classic (University Park, PA)

PEPPERDINE

PITT LEADS 1-0

at Pitt: N/A
 at Pepperdine: Pitt leads, 1-0
 at Neutral Sites: N/A
 Current Streak: Pitt, W1
 Dec. 19, 2005 A W 79-64

PRINCETON

PRINCETON LEADS, 2-0

at Pitt: Princeton leads, 1-0
 at Princeton: Princeton leads, 1-0
 at Neutral Sites: N/A
 Current Streak: Princeton, W2
 Nov. 14, 2014 H L 59-43
 Dec. 12, 2015 A L 61-47

PROVIDENCE

PROVIDENCE LEADS, 29-20

at Pitt: Pitt leads, 15-10
 at Providence: Providence leads, 17-5
 at Neutral Sites: Providence leads, 2-0
 Current Streak: Providence, W2
 Jan. 5, 1983 H W 75-68
 Feb. 4, 1984 H W 81-75
 Jan. 2, 1985 A L 71-69 [20T]
 Jan. 30, 1985 H W 80-72
 Dec. 14, 1985 A L 88-67
 Jan. 25, 1986 H L 96-71
 Jan. 28, 1987 H L 103-68
 Feb. 23, 1987 A L 96-78
 Jan. 2, 1988 A L 86-78
 Jan. 30, 1988 H W 91-82
 Jan. 9, 1989 H L 92-73
 Feb. 8, 1989 A L 123-105
 Jan. 3, 1990 A L 98-74
 Jan. 29, 1990 H L 101-90
 March 3, 1990 N (BET1) L 89-88
 Jan. 5, 1991 A L 111-87
 Feb. 2, 1991 H L 108-97
 March 4, 1991 N (BET2) L 107-92
 Jan. 3, 1992 A L 109-90
 Feb. 1, 1992 H L 91-83
 Jan. 2, 1993 H W 81-67
 Feb. 3, 1993 A W 85-84
 Jan. 26, 1994 H W 90-72
 Feb. 26, 1994 A L 93-82
 Jan. 18, 1995 H W 78-51
 Feb. 18, 1995 A W 76-72
 Dec. 9, 1995 H L 73-69 [OT]
 Feb. 21, 1996 A L 90-65
 Jan. 22, 1997 H L 78-65
 Jan. 3, 1998 A L 75-70
 Feb. 21, 1998 H W 70-54
 Feb. 20, 1999 A L 91-71
 Jan. 12, 2000 A L 77-76
 Feb. 5, 2000 H W 63-41
 Jan. 2, 2001 H W 68-53
 Feb. 26, 2002 A L 91-77
 Jan. 11, 2003 H L 80-77
 Feb. 8, 2003 A L 57-54
 Jan. 10, 2004 H W 64-51
 Feb. 19, 2005 H W 63-47
 Feb. 28, 2005 A W 80-43
 Jan. 14, 2006 H W 75-65

Feb. 3, 2007	A	W	84-40
Jan. 19, 2008	H	W	81-61
Jan. 7, 2009	A	L	77-69
Jan. 23, 2010	A	W	72-58
Feb. 15, 2011	H	W	60-57
Jan. 28, 2012	A	L	66-50
Feb. 6, 2013	H	L	85-83 [20T]
[BET1] Big East Tournament (Storrs, CT)			
[BET2] Big East Tournament (Washington, DC)			

PURDUE

SERIES TIED, 1-1

at Pitt: Purdue leads, 1-0
 at Purdue: Pitt leads, 1-0
 at Neutral Sites: N/A
 Current Streak: Purdue, W1
 Feb. 1, 1980 A W 66-62
 Nov. 30, 2016 H L 67-61

QUEENS

QUEENS LEADS, 2-0

at Pitt: N/A
 at Queens: Queens leads, 2-0
 at Neutral Sites: N/A
 Current Streak: Queens, W2
 Feb. 24, 1978 A L 74-68
 Jan. 12, 1980 A L 79-70

RADFORD

PITT LEADS SERIES, 2-0

at Pitt: Pitt leads, 2-0
 at Radford: N/A
 at Neutral Sites: N/A
 Current Streak: Pitt, W2
 Nov. 21, 2010 H W 77-46
 Nov. 26, 2014 H W 72-47

RHODE ISLAND

RHODE ISLAND LEADS SERIES, 1-0

at Pitt: Rhode Island leads, 1-0
 at Rhode Island: N/A
 at Neutral Sites: N/A
 Current Streak: Rhode Island, W1
 Dec. 3, 1995 H L 69-66

RICHMOND

SERIES TIED, 1-1

at Pitt: Richmond leads, 1-0
 at Richmond: Pitt leads, 1-0
 at Neutral Sites: N/A
 Current Streak: Pitt, W1
 Nov. 30, 1997 H L 85-71
 Nov. 24, 1998 A W 69-66
 • Lady Panther Invitational

RIDER

SERIES TIED, 1-1

at Pitt: Series tied, 1-1
 at Rider: N/A
 at Neutral Sites: N/A
 Current Streak: Pitt, W1
 Dec. 16, 2012 H L 65-48
 Dec. 20, 2015 H W 75-44

ROBERT MORRIS

PITT LEADS, 24-0

at Pitt: Pitt leads, 12-0
 at Robert Morris: Pitt leads, 12-0
 at Neutral Sites: N/A
 Current Streak: Pitt, W24
 Feb. 17, 1976 A W 62-24
 Dec. 6, 1983 A W 62-54
 Nov. 28, 1984 H W 82-44
 Dec. 1, 1985 H W 68-66
 Feb. 3, 1986 A W 69-61
 Feb. 14, 1987 A W 70-58
 Feb. 2, 1988 A W (OT) 83-82

Dec. 21, 1988	H	W	87-63
Nov. 25, 1990	H	W	80-71
Dec. 10, 1992	A	W	70-50
Nov. 30, 1993	H	W	82-60
Dec. 17, 1994	A	W	59-54
Dec. 2, 1995	H	W	80-51
Nov. 26, 1996	A	W	68-64
Nov. 21, 1997	H	W	62-44
Nov. 14, 1998	H	W	89-49
Nov. 24, 1999	A	W	63-45
Nov. 22, 2000	H	W	81-49
Nov. 27, 2001	A	W	88-53
Nov. 22, 2002	H	W	90-51
Dec. 19, 2003	A	W	61-47
Dec. 1, 2004	H	W	78-59
Dec. 6, 2005	A	W	66-36
Dec. 5, 2006	H	W	79-69

- Pitt Invitational

RUTGERS

RUTGERS LEADS, 26-3

at Pitt: Rutgers leads, 12-2
 at Rutgers: Rutgers leads, 13-1
 at Neutral Sites: N/A
 Current Streak: Rutgers, W4
 Feb. 25, 1978 A L 88-67
 Feb. 23, 1979 H L 91-72
 Feb. 23, 1980 A L 96-57
 Feb. 28, 1981 H L 87-73
 March 7, 1981 A L 91-80
 Feb. 27, 1982 A L 95-64
 Feb. 26, 1983 H W 75-68
 Feb. 11, 1996 A L 63-57
 Feb. 26, 1996 H L 68-48
 Feb. 1, 1997 A L 59-53
 Jan. 6, 1998 H W 66-56
 Feb. 18, 1998 A L 70-56
 Feb. 3, 1999 H L 65-54
 Dec. 8, 1999 A L 58-52
 Feb. 4, 2001 H L 69-61
 Jan. 15, 2002 A L 82-70
 Feb. 19, 2002 H L 60-59
 Feb. 16, 2003 A L 67-53
 Feb. 11, 2003 H L 75-61
 Jan. 11, 2005 A L 68-41
 Feb. 25, 2005 H L 63-42
 Feb. 25, 2006 H L 65-50
 Jan. 6, 2007 A L 63-39
 Feb. 2, 2008 H L 64-60
 Feb. 10, 2009 A W 61-53 [OT]
 Jan. 10, 2010 H L 52-46
 Feb. 8, 2011 A L 54-42
 Jan. 10, 2012 H L 63-39
 Mar. 4, 2013 A L 65-44
 • EAIAW Regional Tournament

SACRED HEART

PITT LEADS, 1-0

at Pitt: Pitt leads, 1-0
 at Sacred Heart: N/A
 at Neutral Sites: N/A
 Current Streak: Pitt, W1
 Nov. 18, 2000 H W 68-58

SAINT FRANCIS (PA.)

PITT LEADS 10-3

at Pitt: Pitt leads, 7-1
 at Saint Francis: Pitt leads, 3-2
 at Neutral Sites: N/A
 Current Streak: Pitt, W4
 Nov. 23, 1990 H W 66-46
 Dec. 20, 1994 H W 82-60
 Dec. 18, 1995 A L 81-51
 Dec. 4, 1996 A W 65-44
 Nov. 25, 1997 H L 65-63
 Dec. 30, 2001 H W 81-71
 Nov. 27, 2002 A W 70-61
 Nov. 24, 2009 H W 75-70
 Dec. 1, 2010 A L 85-71
 Nov. 15, 2011 H W 78-50
 Dec. 28, 2014 H W 97-59
 Nov. 16, 2015 A W 74-59

Dec. 21, 2019 H W ... 78-75 (OT)

SAINT JOSEPH'S

ST. JOSEPH'S LEADS, 3-1

at Pitt: Pitt leads, 1-0
 at St. Joseph's: St. Joseph's leads, 2-0
 at Neutral Sites: St. Joseph's leads, 1-0
 Current Streak: St. Joseph's, W1
 Feb. 13, 1976 A L 76-64
 March 10, 1977 N • L 101-64
 Feb. 10, 1978 H W 77-70
 Feb. 10, 1979 A L 65-56
 • EIAIW Regional Championships

SAINT VINCENT

PITT LEADS, 3-0

at Pitt: Pitt leads, 2-0
 at Saint Vincent: Pitt leads, 1-0
 at Neutral Sites: N/A
 Current Streak: Pitt, W3
 Nov. 24, 1984 H W 102-69
 Nov. 30, 1985 A W 75-64
 Jan. 26, 1987 H W 95-78

ST. BONAVENTURE

PITT LEADS, 3-0

at Pitt: Pitt leads, 2-0
 at St. Bonaventure: Pitt leads, 1-0
 at Neutral Sites: N/A
 Current Streak: Pitt, W3
 Nov. 26, 1988 H • W 74-69
 Dec. 30, 2005 H W 68-55
 Nov. 21, 2006 A W 75-62
 • Lady Panther Invitational

ST. FRANCIS (N.Y.)

PITT LEADS, 1-0

at Pitt: N/A
 at St. Francis: Pitt leads, 1-0
 at Neutral Sites: N/A
 Current Streak: Pitt, W1
 Dec. 28, 2004 A W 88-62

ST. JOHN'S

ST. JOHN'S LEADS 34-16

at Pitt: St. John's leads 15-10
 at St. John's: St. John's leads 18-5
 at Neutral Sites: St. John's leads 1-1
 Current Streak: St. John's, W4
 Dec. 8, 1982 H L 69-58
 Feb. 11, 1984 H W 83-64
 Jan. 19, 1985 H L 73-67
 Feb. 20, 1985 A L 68-67
 Jan. 15, 1986 H L 55-54
 Feb. 15, 1986 A L 58-55
 Jan. 17, 1987 H L 66-56
 Feb. 18, 1987 A L 65-42
 Jan. 20, 1988 H L 76-66
 Feb. 20, 1988 A L 80-77
 March 5, 1988 H (BET1) L 93-73
 Jan. 21, 1989 H W 68-66
 Feb. 22, 1989 A L 74-67
 Jan. 21, 1990 H W 92-76
 Feb. 21, 1990 A L 86-81
 Jan. 23, 1991 H L 68-56
 Feb. 23, 1991 A W 75-70
 Jan. 21, 1992 H L 70-54
 Feb. 22, 1992 A L 77-69
 Jan. 31, 1993 A L 77-64
 Feb. 13, 1993 H W 60-54
 Jan. 22, 1994 H W 73-59
 Feb. 11, 1994 A W 73-60
 Jan. 4, 1995 H W 83-65
 Feb. 4, 1995 A L 82-57
 March 4, 1995 N (BET2) W 73-67
 Jan. 10, 1996 H L 57-54
 Jan. 2, 1997 A W 50-46
 Feb. 25, 1997 H L 66-54
 Jan. 27, 1998 A L 67-57
 Jan. 5, 1999 A L 68-58

Jan. 20, 1999 H W 75-58
 Jan. 5, 2000 H W 64-57
 Feb. 2, 2000 A L 56-47
 March 4, 2000 N (BET3) L 75-62
 Jan. 27, 2001 A L 38-33
 Feb. 9, 2002 H W 77-45
 Jan. 18, 2003 A • W 75-51
 Feb. 1, 2003 H L 69-66
 Jan. 24, 2004 A L 83-72
 Jan. 4, 2005 H L 60-57
 Feb. 12, 2005 A L 49-39
 Jan. 11, 2006 A L 72-55
 Jan. 13, 2007 H L 76-69
 Jan. 22, 2008 A W 70-64
 March 2, 2009 H W 79-60
 March 1, 2010 H L 77-65
 Feb. 26, 2011 A L 72-63
 Jan. 31, 2012 H L 66-51
 Jan. 16, 2013 A L 61-32
 (BET1) Big East Tournament (Pittsburgh, PA)
 (BET2) Big East Tournament (South Orange, NJ)
 (BET3) Big East Tournament (Storrs, CT)
 • Game played at Seton Hall (South Orange, NJ)

SAN DIEGO

SAN DIEGO LEADS, 1-0

at Pitt: N/A
 at San Diego: San Diego leads, 1-0
 at Neutral Sites: N/A
 Current Streak: San Diego, W1
 Dec. 31, 1995 A L 61-58

SAN DIEGO STATE

SERIES TIED, 1-1

at Pitt: N/A
 at San Diego: Series Tied, 1-1
 at Neutral Sites: N/A
 Current Streak: Pitt, W1
 Dec. 29, 1995 A L 83-69
 Dec. 22, 2005 A W 78-56

SETON HALL

PITT LEADS, 26-23

at Pitt: Pitt leads, 14-8
 at Seton Hall: Seton Hall leads, 12-11
 at Neutral Sites: Seton Hall leads, 3-1
 Current Streak: Seton Hall, W2
 Jan. 8, 1983 H W 79-71
 Jan. 14, 1984 A L 65-58
 March 3, 1984 N (BET1) L 80-68
 Jan. 12, 1985 A W 76-58
 Feb. 13, 1985 H W 76-50
 Jan. 4, 1986 A W (OT) 75-73
 Feb. 1, 1986 H W 72-59
 Jan. 22, 1987 A L 81-60
 Feb. 21, 1987 H W 77-71
 Feb. 26, 1987 N (BET2) L 77-64
 Jan. 23, 1988 H W 85-79
 Feb. 24, 1988 A W 83-67
 Jan. 24, 1989 A L 89-73
 Feb. 25, 1989 H L 74-73
 Jan. 8, 1990 A L 81-66
 Feb. 7, 1990 H L 74-68
 March 3, 1990 N (BET3) W 84-77
 Jan. 16, 1991 A W 70-58
 Feb. 16, 1991 H L 75-59
 Jan. 15, 1992 A W 74-69
 Feb. 15, 1992 H W 62-59
 Jan. 5, 1993 H W 64-60
 Feb. 18, 1993 A W 59-47
 Jan. 16, 1994 H L 63-52
 Feb. 13, 1994 A L 75-72
 March 6, 1994 N (BET3) L 66-54
 Jan. 11, 1995 A L 73-57
 Jan. 28, 1995 H L 58-53
 Feb. 24, 1996 A L 82-71
 Jan. 4, 1997 H L 73-62
 Feb. 15, 1997 A W 56-54
 Jan. 17, 1998 H L 72-62

Dec. 9, 1998 H W 55-46
 Feb. 10, 1999 A L 62-53
 Feb. 16, 2000 H W 84-56
 Jan. 10, 2001 A L 62-60
 Feb. 23, 2002 H W 68-53
 Jan. 4, 2003 A L 59-54
 March 4, 2003 H W 57-54
 Jan. 14, 2004 A W 61-56
 Jan. 19, 2005 A W 62-59
 Feb. 14, 2006 H W 58-56
 Jan. 27, 2007 A L 51-50
 Feb. 6, 2008 H W 64-44
 Jan. 20, 2009 A W 76-40
 Feb. 20, 2010 H W 78-57
 Jan. 12, 2011 A W 64-58
 Feb. 25, 2012 H L 63-39
 Jan. 5, 2013 A L 69-56
 (BET1) Big East Tournament (Queens, NY)
 (BET2) Big East Tournament (Villanova, PA)
 (BET3) Big East Tournament (Storrs, CT)

SIENA

PITT LEADS, 2-1

at Pitt: Pitt leads, 2-1
 at Siena: N/A
 at Neutral Sites: N/A
 Current Streak: Pitt, W1
 Dec. 8, 1984 H W 87-55
 Dec. 28, 1996 H • L 62-61
 Nov. 13, 2012 H W 75-50
 • Lady Panther Invitational

SLIPPERY ROCK

PITT LEADS, 10-5

at Pitt: Pitt leads, 10-3
 at Slippery Rock: Series tied, 2-2
 at Neutral Sites: N/A
 Current Streak: Pitt, W5
 Dec. 8, 1974 H • W 62-53
 Feb. 12, 1975 H L 69-58
 Feb. 10, 1976 A L 62-57
 March 2, 1976 H W 56-53
 Dec. 4, 1976 H • W 76-62
 Feb. 6, 1977 H W 69-66
 March 1, 1977 A L 65-60
 Dec. 3, 1977 H • L 70-69
 Feb. 7, 1978 A W 72-71
 Dec. 9, 1978 H • L 67-65
 Feb. 7, 1979 H W 56-53
 Dec. 7, 1979 H • W 73-40
 Feb. 6, 1980 A W 93-48
 Feb. 4, 1981 H W 72-53
 Nov. 23, 2016 H W 94-48
 • Pitt Tournament

SMU

PITT LEADS, 1-0

at Pitt: N/A
 at SMU: N/A
 at Neutral Sites: Pitt leads, 1-0
 Current Streak: Pitt, W1
 Nov. 24, 1979 N • W 62-56
 • Bearcat Classic (Cincinnati, OH)

SOUTH CAROLINA

SOUTH CAROLINA LEADS, 2-0

at Pitt: South Carolina leads, 1-0
 at South Carolina: South Carolina leads, 1-0
 at Neutral Sites: N/A
 Current Streak: South Carolina, W2
 Dec. 19, 1981 H L 73-60
 Jan. 21, 1984 A L 78-68

SOUTH CAROLINA STATE

PITT LEADS, 2-0

at Pitt: N/A
 at South Carolina State: Pitt leads, 1-0
 at Neutral Sites: Pitt leads, 1-0
 Current Streak: Pitt, W2

Jan. 20, 1984.....A.....W (OT) ...73-67
 Nov. 26, 2004.....N •W.....73-45
 • UNC Greensboro Tournament
 (Greensboro, NC)

SOUTH DAKOTA STATE

SOUTH DAKOTA STATE LEADS, 1-0

at Pitt: N/A
 at South Dakota State: N/A
 at Neutral Sites: SDSU leads, 1-0
 Current Streak: SDSU, W1
 Nov. 26, 2015.....N •L.....56-55
 • Paradise Jam (U.S. Virgin Islands)

SOUTH FLORIDA

PITT LEADS, 7-5

at Pitt: Pitt leads, 4-2
 at South Florida: USF leads, 3-2
 at Neutral Sites: Series tied, 1-1
 Current Streak: USF, W3
 Jan. 8, 2006.....H.....W.....66-64
 Feb. 11, 2006.....A.....W.....60-58
 Jan. 20, 2007.....H.....W.....73-48
 Feb. 10, 2007.....A.....W.....69-65
 March 1, 2008.....A.....L.....65-64
 Jan. 17, 2009.....H.....W.....79-47
 Jan. 20, 2010.....A.....L.....68-51
 Feb. 12, 2011.....H.....W.....70-66
 March 4, 2011...N •W.....63-60
 Feb. 18, 2012.....A.....L.....62-50
 March 2, 2012...N •L.....60-59
 Feb. 3, 2013.....H.....L.....78-60
 • Big East Tournament (Hartford, Conn.)

STANFORD

STANFORD LEADS, 2-0

at Pitt: Stanford leads, 1-0
 at Stanford: N/A
 at Neutral Sites: Stanford leads, 1-0
 Current Streak: Stanford, W2
 Dec. 5, 1986.....H.....L.....59-49
 March 29, 2008...N •L.....72-53
 • NCAA Sweet 16 (Spokane, WA)

STONY BROOK

SERIES TIED, 1-1

at Pitt: Stony Brook leads, 1-0
 at Stony Brook: Pitt leads, 1-0
 at Neutral Sites: N/A
 Current Streak: Stony Brook, W1
 Dec. 4, 2004.....A •W.....89-86
 Dec. 8, 2019.....H.....L.....59-56
 • Stony Brook Tournament (Stony Brook, NY)

SYRACUSE

SYRACUSE LEADS, 47-19

at Pitt: Syracuse leads, 20-12
 at Syracuse: Syracuse leads, 25-7
 at Neutral Sites: Syracuse leads, 2-0
 Current Streak: Syracuse, W20
 Jan. 30, 1980.....H.....W.....83-65
 Jan. 31, 1981.....A.....L.....73-68
 Dec. 12, 1981.....H.....W.....94-65
 Dec. 11, 1982.....A.....L.....79-70
 Feb. 18, 1984.....A.....L.....88-67
 Jan. 5, 1985.....A.....W.....72-69
 Feb. 2, 1985.....H.....L.....70-67
 March 1, 1985...N (BET1)L.....56-55
 Jan. 11, 1986.....A.....L.....78-68
 Feb. 12, 1986.....H.....L.....73-58
 Feb. 28, 1986...N (BET2)L.....58-57
 Jan. 8, 1987.....H.....L.....77-64
 Feb. 7, 1987.....A.....L.....78-50
 Jan. 9, 1988.....H.....L.....84-68
 Feb. 10, 1988.....A.....L.....86-50
 Jan. 11, 1989.....H.....L.....79-72
 Feb. 11, 1989.....A.....L.....62-60
 Jan. 17, 1990.....A.....L.....82-54
 Feb. 17, 1990.....H.....W.....79-67

Jan. 7, 1991.....A.....W.....72-57
 Feb. 6, 1991.....H.....W.....62-54
 Jan. 5, 1992.....A.....L.....56-51
 Feb. 5, 1992.....H.....W.....58-53
 Jan. 13, 1993.....A.....L.....61-59
 Feb. 27, 1993.....H.....W.....57-48
 Jan. 5, 1994.....A.....W.....71-61
 Feb. 5, 1994.....H.....W.....61-55
 Dec. 7, 1994.....A.....W.....75-63
 Feb. 22, 1995.....H.....W.....70-67
 Jan. 6, 1996.....A.....L.....72-61
 Feb. 14, 1996.....H.....L.....71-60
 Jan. 12, 1997.....H.....L.....78-70
 Dec. 3, 1997.....A.....L.....72-70
 Feb. 11, 1998.....H.....W.....58-49
 Feb. 7, 1999.....A.....L.....70-69
 Jan. 25, 2000.....H.....W.....80-66
 Jan. 6, 2001.....A.....L.....70-55
 Jan. 26, 2002.....H.....L.....75-71
 March 1, 2003.....A.....L.....71-61
 Jan. 7, 2004.....H.....L.....71-51
 Jan. 2, 2005.....A.....W.....63-57
 Jan. 16, 2005.....H.....L.....68-55
 Dec. 8, 2005.....H.....W.....67-55
 Jan. 16, 2007.....A.....W.....84-75
 Jan. 9, 2008.....H.....W.....85-75
 Jan. 24, 2009.....A.....W.....77-75
 Feb. 2, 2010.....H.....L.....87-80 (OT)
 Jan. 26, 2011.....A.....L.....69-60
 Jan. 7, 2011.....H.....L.....83-60
 Feb. 16, 2013.....A.....L.....80-39
 Jan. 19, 2014.....H.....L.....58-47
 Feb. 23, 2014.....A.....L.....67-36
 Jan. 22, 2015.....H.....L.....68-60
 Feb. 22, 2015.....A.....L.....68-54
 Jan. 14, 2016.....A.....L.....71-48
 Feb. 21, 2016.....H.....L.....70-56
 Feb. 2, 2017.....A.....L.....93-65
 Feb. 26, 2017.....H.....L.....73-57
 Jan. 21, 2018.....A.....L.....70-52
 Feb. 19, 2018.....H.....L.....62-53
 Jan. 17, 2019.....H.....L.....82-50
 Feb. 21, 2019.....A.....L.....90-63
 Jan. 19, 2020.....H.....L.....69-51
 Feb. 16, 2020.....A.....L.....71-53
 Jan. 28, 2021.....A.....L.....80-57
 Feb. 7, 2021.....H.....L.....71-67
 (BET1) Big East Tournament (Syracuse, NY)
 (BET2) Big East Tournament (Chestnut Hill, MA)

TEMPLE

PITT LEADS, 4-1

at Pitt: Pitt leads, 3-0
 at Temple: Series tied, 1-1
 at Neutral Sites: N/A
 Current Streak: Pitt, W4
 Feb. 1, 1975.....A.....L.....59-55
 Feb. 28, 1976.....H.....W.....62-59
 Feb. 17, 1977.....A.....W.....90-61
 Dec. 2, 1977.....H •W.....77-40
 Dec. 4, 1977.....H •W.....64-54
 • Pitt Tournament

TENNESSEE

TENNESSEE LEADS, 5-0

at Pitt: Tennessee leads, 2-0
 at Tennessee: Tennessee leads, 2-0
 at Neutral Sites: Tennessee leads, 1-0
 Current Streak: Tennessee, W5
 Dec. 16, 1977.....N •L.....83-55
 Jan. 28, 1983.....H.....L.....73-60
 Jan. 4, 1984.....A.....L.....88-64
 March 20, 2007...H • •L.....68-54
 March 23, 2015...A • •L.....77-67
 • Mississippi Invitational (Oxford, MS)
 • • NCAA Tournament Second Round

TENNESSEE STATE

PITT LEADS, 1-0

at Pitt: N/A

at Tenn. State: N/A
 at Neutral Sites: Pitt leads, 1-0
 Current Streak: Pitt, W1
 Nov. 25, 2018.....N •W.....78-56
 • Challenge in Music City (Nashville, TN)

TENNESSEE TECH

SERIES TIED, 1-1

at Pitt: N/A
 at Tenn. Tech: Tennessee Tech leads, 1-0
 at Neutral Sites: Pitt leads, 1-0
 Current Streak: Pitt, W1
 Nov. 25, 1978.....A •L.....78-70
 March 28, 1981...N • •W.....93-91
 • Tennessee Tech Tip-Off Tournament (Cookeville, TN)
 • • National Women's Invitational Tourn. (Amarillo, TX)

TEXAS

TEXAS LEADS, 1-0

at Pitt: Texas leads, 1-0
 at Texas: N/A
 at Neutral Sites: N/A
 Current Streak: Texas, W1
 Jan. 2, 1980.....H.....L.....68-65

TEXAS A&M

TEXAS A&M LEADS, 1-0

at Pitt: N/A
 at Texas A&M: N/A
 at Neutral Sites: A&M leads, 1-0
 Current Streak: A&M, W1
 Nov. 16, 2008.....N •L.....56-50
 • State Farm Tipoff Classic (Baton Rouge, LA)

TEXAS ARLINGTON

PITT LEADS, 2-0

at Pitt: N/A
 at UT Arlington: N/A
 at Neutral Sites: Pitt leads, 2-0
 Current Streak: Pitt, W2
 Nov. 26, 1994.....N •W.....74-64
 Dec. 20, 2010.....N •W.....95-61
 • UNLV 7-UP Desert Classic (Las Vegas, NV)
 • Las Vegas Hoops Classic (Las Vegas, NV)

TEXAS TECH

TEXAS TECH LEADS, 2-0

at Pitt: N/A
 at Texas Tech: N/A
 at Neutral Sites: Texas Tech leads, 2-0
 Current Streak: Texas Tech, W2
 Dec. 28, 1991.....N •L.....94-63
 Dec. 19, 2010.....N • •L.....78-65
 • Seel-Bach Cardinal Tournament (Louisville, KY)
 • Las Vegas Holiday Hoops Classic (Las Vegas, NV)

TOLEDO

TOLEDO LEADS, 3-0

at Pitt: Toledo leads, 1-0
 at Toledo: Toledo leads, 2-0
 at Neutral Sites: N/A
 Current Streak: Toledo, W3
 Dec. 8, 1990.....A.....L.....81-67
 Dec. 1, 1991.....H •L.....69-60
 March 19, 2010...A • •L.....70-58
 • Lady Panther Invitational
 • • WNIT

TOWSON

PITT LEADS, 5-0

at Pitt: Pitt leads, 4-0
 at Towson: Pitt leads, 1-0
 at Neutral Sites: N/A

Current Streak: Pitt, W5
 Jan. 30, 1976.....H.....W.....66-52
 Jan. 29, 1977.....A.....W.....73-48
 Jan. 22, 1978.....H.....W.....87-59
 Nov. 26, 2005.....H.....W.....69-50
 Nov. 19, 2017.....H.....W.....81-63
 • Pitt Thanksgiving Tournament

TULANE

PITT LEADS, 1-0
 at Pitt: N/A
 at Tulane: N/A
 at Neutral Sites: Pitt leads, 1-0
 Current Streak: Pitt, W1
 March 26, 1994...N •W.....71-66
 • National Women's Invitational Tourn.
 (Amarillo, TX)

UCF

UCF LEADS, 2-0
 at Pitt: UCF leads, 1-0
 at UCF: UCF leads, 1-0
 at Neutral Sites: N/A
 Current Streak: UCF, W2
 Nov. 7, 2018.....H.....L.....61-58
 Nov. 6, 2019.....A.....L.....74-58

UMES

PITT LEADS, 1-0
 at Pitt: Pitt leads, 1-0
 at UMEs: N/A
 at Neutral Sites: N/A
 Current Streak: Pitt, W1
 Dec. 21, 2000.....H.....W.....77-34

UNC-GREENSBORO

PITT LEADS, 1-0
 at Pitt: N/A
 at UNC-Greensboro: Pitt leads, 1-0
 at Neutral Sites: N/A
 Current Streak: Pitt, W1
 Nov. 27, 2004.....A •W.....62-55
 • UNC Greensboro Tournament
 (Greensboro, NC)

UNCW

PITT LEADS, 2-1
 at Pitt: Pitt leads, 2-0
 at UNCW: N/A
 at Neutral Sites: UNCW leads, 1-0
 Current Streak: Pitt, W2
 Dec. 6, 2002.....N •L.....79-59
 Dec. 9, 2017.....H.....W.....74-55
 Dec. 18, 2018.....H.....W.....60-56
 • Radisson Suites Roundball Classic
 (Boca Raton, FL)

UNLV

UNLV LEADS, 1-0
 at Pitt: N/A
 at UNLV: UNLV leads, 1-0
 at Neutral Sites: N/A
 Current Streak: UNLV, W1
 Nov. 28, 1987.....A •L.....73-66
 • 7-UP Desert Classic (Las Vegas, NV)

UTEP

PITT LEADS, 1-0
 at Pitt: N/A
 at UTEP: N/A
 at Neutral Sites: Pitt leads, 1-0
 Current Streak: Pitt, W1
 Dec. 19, 2016.....N •W.....71-46
 • Patrick Harrington Classic (Niceville, FL)

UTAH

PITT LEADS, 2-0

at Pitt: N/A
 at Utah: N/A
 at Neutral Sites: Pitt leads, 2-0
 Current Streak: Pitt, W2
 Dec. 1, 1984.....N •W.....74-50
 Nov. 24, 2006.....N •W.....59-51
 • Wildcat Tournament/Northwestern
 (Evanston, IL)
 •• Duck Invitational (Eugene, Ore.)

VALDOSTA

PITT LEADS, 1-0
 at Pitt: N/A
 at Valdosta: N/A
 at Neutral Sites: Pitt leads, 1-0
 Current Streak: Pitt, W1
 Dec. 15, 1977.....N •W.....65-63
 • Mississippi Invitational (Oxford, MS)

VAPLARAISO

PITT LEADS, 3-0
 at Pitt: Pitt leads, 2-0
 at Valparaiso: Pitt leads, 1-0
 at Neutral Sites: N/A
 Current Streak: Pitt, W3
 Dec. 8, 2009.....H.....W.....77-52
 Dec. 11, 2010.....A.....W.....86-51
 Dec. 10, 2011.....H.....W.....65-56

VANDERBILT

VANDERBILT LEADS, 1-0
 at Pitt: N/A
 at Vanderbilt: Vanderbilt leads, 1-0
 at Neutral Sites: N/A
 Current Streak: Vanderbilt, W1
 Dec. 4, 1993.....A •L.....82-64
 • MCI First American Classic/Vanderbilt
 (Nashville, TN)

VERMONT

PITT LEADS, 1-0
 at Pitt: N/A
 at Vermont: Pitt leads, 1-0
 at Neutral Sites: N/A
 Current Streak: Pitt, W1
 Nov. 19, 2005.....A.....W.....70-49

VILLANOVA

VILLANOVA LEADS, 37-20
 at Pitt: Villanova leads, 17-10
 at Villanova: Villanova leads, 17-8
 at Neutral Sites: Villanova leads, 3-2
 Current Streak: Villanova, W3
 Feb. 18, 1977.....A.....W.....89-41
 Feb. 11, 1978.....H.....L.....69-67
 Feb. 20, 1979.....A.....L.....70-64
 Feb. 16, 1980.....H.....W.....70-53
 Nov. 29, 1980.....N •L.....77-55
 Feb. 7, 1981.....A.....L.....60-56
 Feb. 15, 1982.....H.....L.....72-67
 Feb. 23, 1983.....A.....L.....79-64
 Jan. 7, 1984.....H.....W.....71-68 (OT)
 Jan. 8, 1985.....H.....L.....65-64
 Feb. 6, 1985.....A.....L.....80-68
 Jan. 22, 1986.....A.....L.....62-53
 Feb. 22, 1986.....H.....L.....88-56
 Jan. 6, 1987.....H.....L.....92-73
 Feb. 4, 1987.....A.....L.....79-56
 Jan. 28, 1988.....A.....L.....74-61
 Feb. 27, 1988.....H.....W.....75-73
 March 4, 1988.....H (BET1) W.....54-51
 Jan. 4, 1989.....A.....L.....58-50
 Feb. 1, 1989.....H.....L.....61-58
 Jan. 27, 1990.....A.....L.....83-67
 Feb. 26, 1990.....H.....W.....81-75
 Jan. 9, 1991.....H.....W.....68-62
 Feb. 9, 1991.....A.....W.....68-62
 Jan. 8, 1992.....H.....W.....63-56
 Feb. 8, 1992.....A.....L.....66-54
 Jan. 9, 1993.....A.....W.....61-56

Feb. 10, 1993.....H.....L.....70-53
 March 6, 1993.....N (BET2) L.....74-59
 Dec. 11, 1993.....A.....W.....70-63
 Feb. 16, 1994.....H.....L.....67-65 (OT)
 Jan. 21, 1995.....A.....L.....63-62
 Feb. 25, 1995.....H.....W.....49-44
 Jan. 13, 1996.....A.....L.....83-64
 Jan. 24, 1996.....H.....L.....71-55
 March 3, 1996.....N (BET3) W.....59-57
 Jan. 29, 1997.....A.....L.....54-40
 Dec. 7, 1997.....H.....L.....64-57
 Feb. 7, 1998.....A.....L.....48-42
 Feb. 28, 1998.....N (BET4) L.....56-51
 Jan. 27, 1999.....H.....L.....61-45
 Feb. 23, 2000.....A.....W.....64-62
 Feb. 14, 2001.....H.....L.....73-44
 Feb. 13, 2002.....A.....L.....83-59
 Feb. 11, 2003.....H.....L.....63-47
 Feb. 8, 2004.....A.....L.....75-45
 March 2, 2004.....H.....L.....56-45
 Feb. 2, 2005.....H.....L.....70-49
 Jan. 28, 2006.....A.....W.....59-56
 Feb. 6, 2007.....H.....W.....66-53
 Jan. 30, 2008.....A.....W.....72-63
 March 8, 2008.....N (BET5) W.....69-63
 Feb. 18, 2009.....H.....W.....70-54
 Feb. 17, 2010.....A.....W.....74-69
 Feb. 28, 2011.....H.....L.....54-52
 Jan. 3, 2012.....A.....L.....70-62
 Jan. 12, 2013.....H.....L.....68-52
 (BET1) Big East Tournament (Pittsburgh, PA)
 (BET2) Big East Tournament (Providence, RI)
 (BET3) Big East Tournament (Storrs, CT)
 (BET4) Big East Tournament (Piscataway, NJ)
 (BET5) Big East Tournament (Hartford, CT)
 • Dial Christmas Classic (Miami, FL)

VIRGINIA

SERIES TIED, 5-5
 at Pitt: Pitt leads, 3-2
 at Virginia: Virginia leads, 3-2
 at Neutral Sites: N/A
 Current Streak: Virginia, W3
 Nov. 25, 1995.....A.....L.....103-56
 Nov. 22, 1996.....H.....L.....64-55
 March 24, 2006.....N •W.....68-58
 Jan. 5, 2014.....A.....W.....79-75
 Feb. 19, 2015.....H.....W.....68-63 (OT)
 Jan. 24, 2016.....A.....W.....58-55
 Jan. 22, 2017.....H.....W.....62-54
 Dec. 28, 2017.....A.....L.....62-50
 Jan. 24, 2019.....H.....L.....74-57
 Feb. 27, 2020.....A.....L.....66-55
 • WNIT (Fitzgerald Field House)

VCU

SERIES TIED, 1-1
 at Pitt: Pitt leads, 1-0
 at VCU: VCU leads, 1-0
 at Neutral Sites: N/A
 Current Streak: VCU, W1
 Dec. 3, 1989.....H.....W.....82-63
 Dec. 28, 1990.....A.....L.....98-62

VIRGINIA TECH

VIRGINIA TECH LEADS, 12-5
 at Pitt: Virginia Tech leads, 4-3
 at Virginia Tech: VT leads, 7-1
 at Neutral Sites: Series tied, 1-1
 Current Streak: VT, W5
 Feb. 19, 1980.....H.....W.....76-54
 Nov. 30, 1996.....N •W.....72-63
 Feb. 11, 2001.....A.....L.....86-50
 Dec. 5, 2001.....H.....L.....83-64
 Jan. 15, 2002.....A.....L.....61-53
 Jan. 21, 2002.....H.....L.....67-57
 Feb. 28, 2004.....A.....L.....85-55
 Feb. 20, 2014.....A.....L.....69-62
 Feb. 12, 2015.....H.....W.....53-35
 March 5, 2015.....N •L.....51-45

Feb. 14, 2016	A	W	59-48
Feb. 16, 2017	H	W	72-64
Jan. 11, 2018	A	L	89-66
Jan. 31, 2019	H	L	58-74
Jan. 9, 2020	A	L	68-56
Dec. 10, 2020	A	L	88-71
Feb. 4, 2021	H	L	74-55

- Wahine Classic (Honolulu, HI)
- ACC Tournament (Greensboro, NC)

WAGNER

PITT LEADS, 5-0

at Pittsburgh: Pitt leads, 2-0
at Wagner: Pitt leads, 3-0
at Neutral Sites: N/A
Current Streak: Pitt, W5

Dec. 30, 2007	A	W	85-41
Dec. 16, 2008	H	W	98-41
Nov. 20, 2012	H	W	65-39
Dec. 7, 2013	A	W	69-55
Nov. 13, 2016	H	W	67-41

WAKE FOREST

WAKE FOREST LEADS, 7-4

at Pitt: Wake Forest leads, 3-1
at Wake Forest: Series tied, 2-2
at Neutral Sites: WF leads, 2-1
Current Streak: Wake Forest, W1

Dec. 21, 1998	N •	W	53-46
Feb. 9, 2014	H	L	74-70
March 5, 2014	N ••	L	72-58
Feb. 15, 2015	A	W	65-41
Feb. 4, 2016	H	L	60-49
Feb. 5, 2017	A	L	57-48
Jan. 4, 2018	H	L	58-49
Feb. 28, 2018	N ••	L	72-38
Feb. 28, 2019	A	W	70-64
Jan. 30, 2020	H	W	53-48
Feb. 11, 2021	A	L	64-61

- Oakland Tribune Classic (Oakland, CA)
- ACC Tournament (Greensboro, NC)

WASHINGTON

WASHINGTON LEADS, 1-0

at Pitt: N/A
at Washington: N/A
at Neutral Sites: Washington leads, 1-0
Current Streak: Washington, W1

Dec. 21, 2013	N •	L	76-69
---------------	-----	---	-------

- Duel in the Desert (Las Vegas, Nev.)

WEST CHESTER

SERIES TIED, 1-1

at Pitt: Pitt leads, 1-0
at West Chester: West Chester leads, 1-0
at Neutral Sites: N/A
Current Streak: West Chester, W1

Feb. 11, 1977	H	W	83-72
Jan. 28, 1978	A	L	70-65

WEST LIBERTY

PITT LEADS, 1-0

at Pitt: Pitt leads, 1-0
at West Liberty: N/A
at Neutral Sites: N/A
Current Streak: Pitt, W1

Feb. 4, 1975	H	W	85-38
--------------	---	---	-------

WESTERN MICHIGAN

PITT LEADS, 2-0

at Pitt: Pitt leads, 1-0
at Western Michigan: Pitt leads, 1-0
at Neutral Sites: N/A
Current Streak: Pitt, W2

Nov. 20, 2008	A •	W	88-60
Dec. 5, 2009	H	W	89-65

- State Farm Tipoff Classic

WEST VIRGINIA

WEST VIRGINIA LEADS, 28-18

at Pitt: Series tied, 11-11
at West Virginia: WVU leads, 14-7
at Neutral Sites: WVU leads, 3-0
Current Streak: WVU, W5

Jan. 18, 1975	A	W	81-57
Jan. 17, 1976	H	W	73-41
Jan. 8, 1977	A	W	71-60
Jan. 7, 1978	H	W	70-67
Feb. 5, 1979	A	W	69-67
Jan. 9, 1980	H	W	80-67
Jan. 14, 1981	A	W	78-67
Jan. 27, 1982	H	W	75-43
Jan. 22, 1983	A	L	84-66
Jan. 18, 1984	H	W	77-61
Dec. 5, 1984	A	L	77-63
Dec. 3, 1985	H	L	68-64
Dec. 3, 1986	N •	L	61-56
Dec. 30, 1987	N •	L	63-62
Dec. 30, 1988	A	L	67-63
Dec. 22, 1989	H	L	80-65
Dec. 21, 1991	A	L	91-63
Jan. 4, 1996	A	L	73-65
Jan. 31, 1996	H	W	82-79
Feb. 9, 1997	H	L	95-86
Jan. 8, 1998	A	L	65-50
Jan. 31, 1998	H	L	86-61
Jan. 24, 1999	A	L	83-57
Jan. 8, 2000	H	W	74-54
Dec. 6, 2000	A	L	65-58
Jan. 13, 2001	H	W	75-67 (OT)
Jan. 19, 2002	A	L	80-63
Feb. 19, 2003	H	W	67-61
Jan. 3, 2004	A	L	65-58
Jan. 31, 2004	H	L	56-36
Feb. 16, 2005	H	L	61-55
March 5, 2005	N (BET)	L	77-68
Feb. 19, 2006	A	W	62-58
Feb. 20, 2007	H	L	57-46
Feb. 13, 2008	A	L	56-35
Feb. 26, 2008	H	W	77-75 (OT)
Jan. 4, 2009	H	W	72-63
Jan. 24, 2009	A	W	72-60
Jan. 5, 2010	A	L	63-59
Jan. 17, 2010	H	L	69-54
Feb. 5, 2011	A	W	60-53
Feb. 19, 2011	H	L	90-79
Jan. 21, 2012	H	L	54-43
Feb. 27, 2012	A	L	60-42
Dec. 7, 2017	A	L	73-52
Dec. 8, 2018	H	L	77-43

- Played at Altoona High School

WEST VIRGINIA STATE

PITT LEADS, 1-0

at Pitt: Pitt leads, 1-0
at West Virginia State: N/A
at Neutral Sites: N/A
Current Streak: Pitt, W1

Dec. 13, 2008	H	W	85-37
---------------	---	---	-------

WILLIAM & MARY

PITT LEADS, 3-1

at Pitt: William & Mary leads, 2-0
at William & Mary: Pitt leads, 1-0
at Neutral Sites: Pitt leads, 1-0
Current Streak: Pitt, W2

Dec. 30, 1990	A	W	68-59
Nov. 16, 2001	H	L	77-72
Nov. 18, 2005	N	W	76-49
Nov. 11, 2012	H	W	76-74

WILLIAM PATTERSON

PITT LEADS, 1-0

at Pitt: Pitt leads, 1-0
at William Patterson: N/A
at Neutral Sites: N/A
Current Streak: Pitt, W1

Jan. 15, 1978	H	W	100-56
---------------	---	---	--------

WILLIAM PENN

PITT LEADS, 1-0

at Pitt: N/A
at William Penn: N/A
at Neutral Sites: Pitt leads, 1-0
Current Streak: Pitt, W1

Nov. 28, 1981	N •	W	75-65
---------------	-----	---	-------

- Converse Classic (Manhattan, KS)

WISCONSIN

WISCONSIN LEADS, 3-1

at Pitt: Wisconsin leads, 1-0
at Wisconsin: N/A
at Neutral Sites: Wisconsin leads, 2-1
Current Streak: Wisconsin, W3

Dec. 7, 1985	N •	W	73-64
Nov. 30, 2001	N ••	L	92-75
Nov. 29, 2017	H	L	58-57
Nov. 23, 2018	N •••	L	57-42

- Investors Classic Tournament (Charlottesville, VA)
- Arizona Basketball Classic (Tucson, AZ)
- Challenge in Music City (Nashville, TN)

WESTERN KENTUCKY

PITT LEADS, 2-0

at Pitt: Pitt leads, 1-0
at WKU: Pitt leads, 1-0
at Neutral Sites: N/A
Current Streak: Pitt, W2

Dec. 30, 2008	H	W	93-50
Dec. 22, 2009	A	W	76-60

WYOMING

PITT LEADS, 2-0

at Pitt: N/A
at Wyoming: N/A
at Neutral Sites: Pitt leads, 2-0
Current Streak: Pitt, W2

Nov. 30, 1980	N •	W	79-76
March 22, 2008	N ••	W	63-58

- Dial Christmas Classic (Miami, FL)
- NCAA Tournament First Round (Albuquerque, NM)

XAVIER

XAVIER LEADS, 2-1

at Pitt: Series tied, 1-1
at Xavier: Xavier leads, 1-0
at Neutral Sites: N/A
Current Streak: Xavier, W2

Dec. 30, 1984	H •	W	75-63
Dec. 21, 2002	A	L	82-65
Dec. 28, 2003	H	L	72-48

- Lady Panther Invitational

YOUNGSTOWN STATE

PITT LEADS, 17-5

at Pitt: Pitt leads, 12-3
at Youngstown State: Pitt leads, 5-2
at Neutral Sites: N/A
Current Streak: Youngstown State, W1

Feb. 2, 1975	H	W	86-37
Dec. 5, 1980	H •	W	80-62
Jan. 11, 1982	H	W	83-54
Dec. 17, 1982	A	W	75-66
Nov. 29, 1983	H	W	83-65
Dec. 22, 1984	A	L	86-84 (OT)
Dec. 30, 1985	H	W	76-61
Dec. 20, 1986	A	W	58-57
Dec. 22, 1987	H	W	71-64
Feb. 18, 1989	A	W	83-73
Dec. 22, 1990	H	L	75-62
Dec. 5, 1991	A	L	82-74
Dec. 18, 1999	H	W	67-51
Dec. 19, 2000	A	W	86-67
Nov. 29, 2008	H •	W	99-42
Dec. 2, 2009	A	W	89-37
Nov. 12, 2010	H	W	78-58
Nov. 9, 2012	H	L	64-50
Dec. 21, 2014	H	W	78-52
Nov. 14, 2016	H	W	63-50
Nov. 10, 2017	H	W	66-58
Nov. 13, 2018	H	L	64-55

- Pitt Thanksgiving Tournament

YEAR-BY-YEAR RESULTS

1974-75

Record: 10-6
Home: 7-3, Away: 3-3
Head Coach: Jean Condo

Pitt Tournament			
D6	Duquesne	W	91-32
D7	Penn State	W	67-63
D8	Slippery Rock	W	62-53
J15	C.C.A.C.	W	75-37
J18	at West Virginia	W	81-57
J22	Ashland	L	80-63
J25	at Edinboro	L	76-63
F1	at Temple	L	59-55
F4	West Liberty	W	85-38
F2	Youngstown State	W	86-37
F12	Slippery Rock	L	69-58
F15	Frostburg State	W	68-29
F18	Penn State	L	64-60
F22	at Ohio State	W	57-53
F25	at IUP	W	72-47
M8	at Ashland	L	64-68

Total points (1,101-Pitt; 858-opponent)

1975-76

Record: 16-8
Home: 12-3, Away: 1-5, Neutral: 3-0
Head Coach: Pat Wallace

Pitt Tournament			
D12	IUP	W	109-45
D13	Glassboro State	W	74-63
D14	Cheyney State	L	47-32
J10	C.C.A.C.	W	82-29
J12	Ohio State	W	56-50
J17	West Virginia	W	73-41
J21	Ashland	W	78-55
J28	Edinboro	L	64-56
J30	Towson State	W	66-52
F7	Ohio	W	74-28
F8	Federal City	W	56-52
F10	at Slippery Rock	L	62-57
F13	at St. Joseph's (Pa.)	L	76-64
F14	at Cheyney State	L	77-44
F17	at Robert Morris	W	62-24
F20	at Penn State	L	97-60
F21	at Lock Haven	L	60-54
F25	IUP	W	56-39
F28	Temple	W	62-59
M2	Slippery Rock	W	56-53
EAIAW Regional Championships			
M11	Cheyney State	L	62-50
M12	vs. Kean	W	109-72
M12	vs. East Stroudsburg	W	64-55
M13	vs. Penn State	W	68-60

Total points (1,562-Pitt; 1,322-opponent)

1976-77

Record: 19-8
Home: 10-0, Away: 6-5, Neutral: 3-3
Head Coach: Pat Wallace

Pitt Tournament			
D3	East Stroudsburg	W	91-56
D4	Slippery Rock	W	76-62
D5	Penn State	W	71-66
D10	at Ohio State	L	64-59
Mississippi Invitational (Oxford, Miss.)			
D15	vs. Mercer	W	108-100
D16	vs. Kentucky	L	67-61
D17	vs. Clemson	W	72-61
J8	at West Virginia	W	71-60
J12	LaSalle	W	73-60
J17	at Ohio State	L	93-67
J19	Kent State	W	98-38
J22	at C.C.A.C.	W	112-25
J28	at Federal City	W	89-65

J29	at Towson State	W	73-48
F2	at Edinboro	L	77-66
F6	Slippery Rock	W	69-66
F11	West Chester	W	83-72
F12	Penn State	W	69-68
F15	at Maryland	L	82-53
F17	at Temple	W	90-61
F18	at Villanova	W	89-41
F19	at Immaculata	L	81-74
F24	Edinboro	W	87-84
F26	Lock Haven	W	77-72
EAIAW Regional Championships			
M1	vs. Slippery Rock	L	65-60
M9	vs. Lock Haven	W	77-55
M10	vs. St. Joseph's	L	101-64

Total points (2,079-Pitt; 1,784-opponent)

1977-78

Record: 14-14
Home: 9-6, Away: 3-5, Neutral: 2-3
Head Coach: Jean Balthaser

Pitt Tournament			
D2	Temple	W	77-40
D3	Slippery Rock	L	70-69
D4	Temple	W	64-54
D5	Edinboro	W	77-74
D10	Ohio State	L	58-53
Mississippi Invitational (Oxford, Miss.)			
D15	vs. Valdosta	W	65-63
D16	vs. Tennessee	L	83-55
D16	vs. Central Missouri	L	68-59
D17	at Mississippi State	L	68-59
J7	West Virginia	W	70-67
J10	Old Dominion	L	75-56
J15	William Patterson	W	100-56
J16	Howard	W	62-46
J22	Towson State	W	87-59
J24	at Penn State	L	81-60
J28	at West Chester	L	70-55
J30	at La Salle	W	99-81
F7	at Slippery Rock	W	72-71
F10	St. Joseph's	W	77-70
F11	Villanova	L	69-67
F16	Maryland	L	86-68
F18	at Lock Haven	W	90-70
F22	Edinboro	W	80-64
F24	at Queens	L	74-68
F25	at Rutgers	L	88-67
F27	Immaculata	L	82-75
EAIAW Regional Championships			
M3	vs. Immaculata	L	93-71
M4	vs. Penn State	W	80-79

Total points (2,052-Pitt; 1,760-opponent)

1978-79

Record: 12-17
Home: 8-5, Away: 3-8, Neutral: 1-4
Head Coach: Jean Balthaser

Tennessee Tech Tournament (Cookeville, Tenn.)			
N24	vs. Mississippi	L	78-61
N25	at Tennessee Tech	L	78-70
N27	Morris Harvey	W	100-70
D2	at Howard	W	78-75
Pitt Tournament			
D8	Indiana	W	62-36
D9	Slippery Rock	L	67-65
D10	Edinboro	L	67-48
UNC Christmas Classic (Chapel Hill, N.C.)			
D21	vs. Clemson	L	75-68
D22	vs. Col. of Charleston	W	69-53
D23	vs. High Point	L	87-61
J3	at Northern Kentucky	L	70-61
J6	at Northwestern	L	61-55
J10	La Salle	W	71-57
J13	at Old Dominion	L	97-55

J17	Cleveland State	W	79-41
J20	Michigan State	W	55-52
J24	at Maryland	L	81-74
J27	Penn State	L	68-56
J31	at Edinboro	L	69-43
F3	Eastern Michigan	W	73-59
F5	at West Virginia	W	69-67
F7	Slippery Rock	W	56-53
F10	at St. Joseph's	L	65-56
F12	at Delaware	W	77-69
F15	Cheyney State	L	61-49
F17	Lock Haven	W	55-48
F20	at Villanova	L	70-64
F23	Rutgers	L	91-72
EAIAW Regional Championships			
M-2	vs. Cheyney State	L	62-46

Total points (1,848-Pitt; 1,927-opponent)

1979-80

Record: 21-11
Home: 13-2, Away: 6-5, Neutral: 2-4
Head Coach: Jean Balthaser

Bearcat Classic (Cincinnati, Ohio)			
N23	vs. Morehead State	L	55-54
N24	vs. Southern Methodist	W	62-56
N30	at Charleston (W.Va.)	W	57-56
D1	Northern Kentucky	W	80-55
D5	Duquesne	W	72-37
D7	Slippery Rock	W	73-40
D8	IUP	W	72-56
D9	Penn State	W	58-45
Pitt Tournament			
D18	Northwestern	W	81-71
UNC Tournament (Chapel Hill, N.C.)			
D20	vs. Mercer	L	90-78
D21	vs. Northern Kentucky	W	68-62
D22	vs. Indiana	L	66-56
J2	Texas	L	68-65
J5	Howard	W	64-56
J6	George Washington	W	81-57
J9	West Virginia	W	80-67
J12	at Queens	L	79-70
J16	Edinboro	W	75-54
J18	at Michigan State	W	78-56
J20	at Eastern Michigan	L	79-74(OT)
J23	at Cleveland State	W	75-64
J26	Maryland	L	67-66
J30	Syracuse	W	83-65
F1	at Purdue	W	66-62
F3	at Indiana	L	53-47
F6	at Slippery Rock	W	93-48
F9	at La Salle	W	78-66
F13	at Penn State	L	68-48
F16	Villanova	W	70-53
F19	Virginia Tech	W	76-54
F23	at Rutgers	L	96-57
EAIAW Regional Championships			
F29	vs. Penn State	L	89-61

Total points (2,004-Pitt; 1,990-opponent)

1980-81

Record: 22-8
Home: 11-2, Away: 6-3, Neutral: 5-3
Head Coach: Judy Saurer

Pitt Tournament			
N22	at Northern Kentucky	W	106-72
Dial Christmas Classic (Miami, Fla.)			
N29	vs. Villanova	L	77-55
N30	vs. Wyoming	W	79-76
Pitt Tournament			
D5	Youngstown State	W	80-62
D6	DePaul	W	85-84(OT)
D7	Cheyney State	L	65-55
D10	Charleston (W.Va.)	W	77-65
D13	Indiana	W	70-65
UNC Tournament (Chapel Hill, N.C.)			

D19	vs. Indiana	W	64-63
D20	vs. Ohio State	W	65-58
J2	North Carolina	W	79-67
J7	La Salle	W	89-77
J10	Detroit	W	79-65
J14	at West Virginia	W	78-67
J17	at Northwestern	W	76-74
J21	at Maryland	L	83-72
J28	at Edinboro	W	58-50
J31	at Syracuse	L	73-68
F4	Slippery Rock	W	72-53
F7	at Villanova	L	60-56
F11	Penn State	W	83-78
F13	at Howard	W	66-50
F18	Georgetown	W	86-72
F21	Cleveland State	W	80-65
F25	at George Washington	W	92-74
F28	Rutgers	L	87-73
Regional Tournament			
M7	vs. Rutgers [REG]	L	91-80
National Women's Invitational Tourn. (Amarillo, Texas)			
M26	vs. Georgia	L	100-69
M27	vs. Baylor	W	101-81
M28	vs. Tennessee Tech	W	93-91

Total points (2,283-Pitt; 2,145-opponent)

1981-82

Record: 14-14
Home: 9-4, Away: 2-10, Neutral: 3-0
Head Coach: Judy Saurer

N18	Fairmont State	W	65-29
N22	Niagara	W	100-61
Converse Classic (Manhattan, Kan.)			
N27	at Kansas State	L	79-63
N28	vs. William Penn	W	75-65
Pitt Tournament			
D5	Bowie State	W	112-62
D6	Clemson	W	67-64
D9	Kent State	L	72-67
D12	Syracuse	W	94-65
D19	South Carolina	L	73-60
La Salle Tournament (Philadelphia, Pa.)			
D28	vs. Monmouth	W	78-70
D29	at La Salle	L	58-55
D30	vs. Fairfield	W	66-62
J6	George Washington	W	85-51
J11	Youngstown State	W	83-54
J16	at N.C. State	L	72-63
J20	at Indiana	L	69-59
J23	Maryland	L	74-72
J27	West Virginia	W	75-43
J29	at La Salle	W	62-60
J30	at Cheyney State	L	85-59
F3	Howard	W	77-59
F6	at Cleveland State	W	73-61
F7	at Detroit	L	70-59
F10	at Penn State	L	81-67
F15	Villanova	L	72-67
F17	at Georgetown	L	79-67
F20	at Ohio State	L	71-55
F27	at Rutgers	L	95-64

Total points (2,218-Pitt; 1,900-opponent)

1982-83

Record: 17-11 • Big East Record: 5-3
Home: 12-4, Away: 5-5, Neutral: 0-2
Head Coach: Judy Saurer

N19	at Fairmont State	W	79-59
N22	Ohio	W	98-78
N27	National College	W	93-39
D1	at Kent State	W	59-58
D4	Akron	W	72-63
D5	Cincinnati	L	85-59
D8	St. John's*	L	69-58
D11	at Syracuse*	L	79-70
D17	at Youngstown State	W	75-66
Dial Christmas Classic (Miami, Fla.)			

D30	vs. Dayton	L	79-61
D31	at Miami	L	79-75(20T)
J5	Providence*	W	75-68
J8	Seton Hall*	W	79-71
J12	La Salle	W	85-67
J16	Cheyney State	L	97-56
J22	at West Virginia	L	84-66
J23	Boston University	W	75-74
J28	Tennessee	L	73-60
J31	at Boston College*	W	70-62
F2	Cleveland State	W	75-68(OT)
F5	Detroit	W	66-58
F9	at Connecticut*	W	79-67
F12	Penn State	W	86-69
F16	Georgetown*	W	75-59
F19	at George Washington	L	
63-71			
F23	at Villanova*	L	79-64
F26	Rutgers	W	75-68
Big East Tournament (Providence, R.I.)			
M4	vs. Georgetown	L	61-60

Total points (2,006-Pitt; 1,884-opponent)

1983-84

Big East Regular Season Champions
Record: 16-12 • Big East Record: 6-2
Home: 11-5, Away: 4-6, Neutral: 1-1
Head Coach: Judy Saurer

N22	Fairmont State	W	100-55
N26	Indiana	L	65-63
N29	Youngstown State	W	83-65
D3	Central State	W	95-46
D6	at Robert Morris	W	62-54
D10	Ohio State	L	83-75
D17	Kent State	W	73-71
D21	Northeastern	L	72-61
D28	Ohio	W	89-68
D30	Eastern Michigan	L	75-67
J4	at Tennessee	L	88-64
J7	Villanova*	W	71-68(OT)
J10	Georgetown*	W	81-64
J14	at Seton Hall*	L	65-58
J18	West Virginia	W	77-61
J20	at South Carolina St.W	W	73-67(OT)
J21	at South Carolina	L	78-68
J23	at Clemson	L	94-72
J28	at Connecticut*	W	78-56
F1	Duquesne	W	84-55
F4	Providence*	W	81-75
F8	at Penn State	L	93-56
F11	St. John's*	W	83-64
F18	at Syracuse*	L	88-67
F22	Cleveland State	L	78-66
F25	at Boston College*	W	62-48
Big East Tournament (Queens, N.Y.)			
M2	vs. Connecticut	W	60-57
M3	vs. Seton Hall	L	80-66

Total points (2,037-Pitt; 1,933-opponent)

1984-85

Record: 16-12 • Big East Record: 10-6
Home: 10-4, Away: 5-6, Neutral: 1-2
Head Coach: Judy Saurer

N24	St. Vincent	W	102-69
N28	Robert Morris	W	82-44
Wildcat Tournament/Northwestern (Evanston, Ill.)			
N30	vs. Old Dominion	L	89-64
D1	vs. Utah	W	74-50
D5	at West Virginia	L	77-63
D8	Siena	W	87-55
D15	Georgetown*	W	69-68
D20	Florida	W	72-68
D22	at Youngstown State	L	86-84(OT)
D29	at Detroit	L	86-66
J2	at Providence*	L	69-71(20T)
J5	at Syracuse*	W	72-69
J8	Villanova*	L	65-64

J12	at Seton Hall*	W	76-58
J16	at Boston College*	W	53-52
J19	St. John's*	L	73-67
J23	Connecticut*	W	89-59
J26	at Georgetown*	W	90-50
J30	Providence*	W	80-72
F2	Syracuse*	L	70-67
F4	Penn State	L	81-73
F6	at Villanova*	L	80-68
F9	Duquesne	W	96-84
F13	Seton Hall*	W	76-50
F16	Boston College*	W	70-61
F20	at St. John's*	L	68-67
F23	at Connecticut*	W	62-59
Big East Tournament (Syracuse, N.Y.)			
M1	vs. Syracuse	L	56-55

Total points (2,057-Pitt; 1,870-opponent)

1985-86

Record: 11-16 • Big East Record: 5-11
Home: 5-6, Away: 4-8, Neutral: 2-2
Head Coach: Kirk Bruce

N30	at St. Vincent	W	75-64
D3	West Virginia	L	68-64
Investors Classic Tournament (Charlottesville, Va.)			
D6	vs. Northeastern	L	52-49
D7	vs. Wisconsin	W	73-64
D10	at Kent State	L	88-59
D14	at Providence*	L	88-67
D21	Robert Morris	W	68-66
D30	Youngstown State	W	76-61
J2	vs. Georgetown (CA)*W	W	65-55
J4	at Seton Hall*	W	75-73(OT)
J9	Boston College*	L	69-57
J11	at Syracuse*	L	78-68
J15	St. John's*	L	55-54
J18	at Connecticut*	W	57-53
J22	at Villanova*	L	62-53
J25	Providence*	L	96-71
J29	at Georgetown*	L	77-69
F1	Seton Hall*	W	72-59
F3	at Robert Morris	W	69-61
F5	at Penn State	L	91-51
F8	at Boston College*	L	71-57
F12	Syracuse*	L	73-58
F15	at St. John's*	L	58-55
F19	Connecticut*	W	73-59
F22	Villanova*	L	88-56
F25	Marshall	W	78-75(OT)
Big East Tournament (Chestnut Hill, Mass.)			
F28	vs. Syracuse	L	58-57

(CA) Civic Arena
Total points (1,726-Pitt; 1,872-opponent)

1986-87

Record: 7-21 • Big East Record: 1-15
Home: 3-9, Away: 4-10, Neutral: 0-2
Head Coach: Kirk Bruce

N29	American	L	61-59
D3	vs. West Virginia (AHS)	L	
61-59			
D5	Stanford	L	59-49
D8	at Marshall	L	67-60
D11	at Duquesne	W	69-68
D13	Georgetown*	L	67-66
D17	Kent State	W	73-63
D20	at Youngstown State	W	58-57
D30	at Eastern Kentucky	L	101-93
J3	at Connecticut*	L	62-56
J6	Villanova*	L	92-73
J8	Syracuse*	L	77-64
J10	at Boston College*	L	91-55
J14	at Cleveland State	W	72-63
J17	St. John's*	L	66-56
J22	at Seton Hall*	L	81-60
J24	at Georgetown*	L	55-53
J26	St. Vincent	W	95-78
J28	Providence*	L	103-68

J31	Connecticut*	L	75-62
F4	at Villanova*	L	79-56
F7	at Syracuse*	L	78-50
F11	Boston College*	L	60-52
F14	at Robert Morris	W	70-58
F18	at St. John's*	L	65-42
F21	Seton Hall*	W	77-71
F23	at Providence*	L	96-78
Big East Tournament (Villanova, Pa.)			
F26	vs. Seton Hall	L	77-64
(AHS) Altoona High School			

Total points (1,786-Pitt; 2,041-opponent)

1987-88

Record: 14-15 • Big East Record: 5-11
Home: 9-6, Away: 4-8, Neutral: 1-1
Head Coach: Kirk Bruce

7-UP Desert Classic (Las Vegas, Nev.)			
N27	vs. Missouri-KC	W	81-75
N28	at UNLV	L	73-66
D2	at American	W	76-71
D5	Penn State	L	73-71
D7	Ohio	W	71-69
D11	Duquesne	W	85-69
D20	at Kent State	W	81-69
D22	Youngstown State	W	71-64
D30	vs. West Virginia (AHS)	L	63-62
J2	at Providence*	L	86-78
J7	at Boston College*	L	70-44
J9	Syracuse*	L	84-68
J13	Connecticut*	L	62-56
J16	at Georgetown*	L	69-64
J20	St. John's*	L	76-66
J23	Seton Hall*	W	85-79
J25	Cleveland State	W	75-62
J28	at Villanova*	L	74-61
J30	Providence*	W	91-82
F2	at Robert Morris	W	83-82(OT)
F6	Boston College*	L	75-67(OT)
F10	at Syracuse*	L	86-50
F13	at Connecticut*	L	80-54
F17	Georgetown*	W	76-74
F20	at St. John's*	L	80-77
F24	at Seton Hall*	W	83-67
F27	Villanova*	W	75-73
Big East Tournament (Pittsburgh, Pa.)			
M4	Villanova	W	54-51
M5	St. John's	L	93-73
(AHS) Altoona High School			

Total points (2,044-Pitt; 2,118-opponent)

1988-89

Record: 11-17 • Big East Record: 3-13
Home: 6-7, Away: 5-9, Neutral: 0-1
Head Coach: Kirk Bruce

Lady Panthers Invitational			
N25	Eastern Kentucky	L	82-79
N26	St. Bonaventure	W	74-69
N30	at Penn State	W	74-70
D3	American	W	98-61
D6	Kent State	W	110-82
D10	at Georgetown*	W	70-69
D19	at Cleveland State	W	76-65
D21	Robert Morris	W	87-63
D28	at Duquesne	W	79-70
D30	at West Virginia	L	67-63
J4	at Villanova*	L	58-50
J7	at Connecticut*	L	90-60
J9	Providence*	L	92-73
J11	Syracuse*	L	79-72
J14	at Boston College*	L	67-58
J16	at Northeastern	L	63-58
J21	St. John's*	W	68-66
J24	at Seton Hall*	L	89-73
J28	Georgetown*	W	72-58
F1	Villanova*	L	61-58
F4	Connecticut*	L	77-63

F8	at Providence*	L	123-105
F11	at Syracuse*	L	62-60
F15	Boston College*	L	69-65
F18	at Youngstown State	W	83-73
F22	at St. John's*	L	74-67
F25	Seton Hall*	L	74-73
Big East Tournament (Providence, R.I.)			
M2	vs. Georgetown	L	61-57

Total points (2,025-Pitt; 2,034-opponent)

1989-90

Record: 15-14 • Big East Record: 6-10
Home: 9-5, Away: 3-7, Neutral: 3-2
Head Coach: Kirk Bruce

Lady Panthers Invitational			
N24	Cleveland State	W	77-73
N26	Delaware	W	73-56
D3	Va. Commonwealth	W	82-63
D6	Penn State	L	98-53
D9	Duquesne	W	88-51
D19	at Eastern Michigan	W	87-76
D22	West Virginia	L	80-65
Burger King Classic (Miami, FL)			
D27	vs. Michigan	L	71-59
D28	vs. Cleveland State	W	80-52
D29	vs. FIU	W	76-71
J3	at Providence*	L	98-74
J6	Georgetown*	W	85-72
J8	at Seton Hall*	L	81-66
J10	at Kent State	W	77-66
J13	Boston College*	W	85-76
J17	at Syracuse*	L	82-54
J21	St. John's*	W	92-76
J24	at Connecticut*	L	81-68
J27	at Villanova*	L	83-67
J29	Providence*	L	101-90
F3	at Georgetown*	W	64-63
F7	Seton Hall*	L	74-68
F14	at Boston College*	L	77-58
F17	Syracuse*	W	79-67
F21	at St. John's*	L	86-81
F24	Connecticut*	L	82-80(OT)
F26	Villanova*	W	81-75
Big East Tournament (Storrs, Conn.)			
M3	vs. Seton Hall	W	84-77
M4	vs. Providence	L	89-88

Total points (2,020-Pitt; 2,197-opponents)

1990-91

Record: 16-13 • Big East Record: 10-6
Home: 8-4, Away: 7-7, Neutral: 1-2
Head Coach: Kirk Bruce

N23	St. Francis (Pa.)	W	66-66
N25	Robert Morris	W	80-71
N29	at Duquesne	W	80-68
Buckeye Classic (Columbus, Ohio)			
D1	at Ohio State	L	84-71
D2	vs. Houston	L	111-51
D6	at Penn State	L	88-57
D8	at Toledo	L	81-67
D18	Kent State	W	111-97
D22	Youngstown State	L	75-62
D28	at VCU	L	98-62
D30	at William & Mary	W	68-57
J2	Georgetown*	W	85-65
J5	at Providence*	L	111-87
J7	at Syracuse*	W	72-57
J9	Villanova*	W	68-62
J16	at Seton Hall*	W	70-58
J19	at Boston College*	W	74-70
J23	St. John's*	L	68-56
J26	Connecticut*	W	61-59
J30	at Georgetown*	L	80-72
F2	Providence*	L	108-97
F6	Syracuse*	W	62-54
F9	at Villanova*	W	68-62
F16	Seton Hall*	L	75-59
F20	Boston College*	W	85-70

F23	at St. John's*	W	75-70
F25	at Connecticut*	L	79-55
Big East Tournament (Washington, D.C.)			
M2	vs. Boston College	W	82-78
M3	vs. Providence	L	107-92

Total points (2,118-Pitt; 2,209-opponents)

1991-92

Record: 11-18 • Big East Record: 6-12
Home: 5-6, Away: 3-9, Neutral: 3-3
Head Coach: Kirk Bruce

Red Flash Classic (Loretto, Pa.)			
N23	vs. George Mason	W	73-68
N24	vs. Massachusetts	W	65-56
Lady Panthers Invitational			
N30	Duquesne	W	78-74
D1	Toledo	L	69-60
D5	at Youngstown State	L	82-74
D17	at Michigan	W	74-72
D21	at West Virginia	L	91-63
Seel-Bach Cardinal Tournament (Louisville, Ken)			
D28	vs. Texas Tech	L	91-63
D29	vs. Hartford	L	67-65
J3	at Providence*	L	109-90
J5	at Syracuse*	L	56-51
J8	Villanova*	W	63-56
J11	Miami*	L	73-54
J15	at Seton Hall*	W	74-69
J18	at Boston College*	W	65-62
J21	St. John's*	L	70-54
J25	Connecticut*	L	71-53
J29	at Georgetown*	L	88-77
F1	Providence*	L	91-83
F5	Syracuse*	W	58-53
F8	at Villanova*	L	66-54
F11	at Miami*	L	79-64
F15	Seton Hall*	W	62-59
F19	Boston College*	L	76-63
F22	at St. John's*	L	77-69
F26	at Connecticut*	L	90-47
F29	Georgetown*	W	70-67
Big East Tournament (Storrs, Conn.)			
M6	vs. Boston College	W	70-59
M7	vs. Connecticut	L	86-50

Total points (1,886-Pitt; 2,127-opponents)

1992-93

Record: 15-12 • Big East Record: 10-8
Home: 10-4, Away: 5-7, Neutral: 0-1
Head Coach: Kirk Bruce

D1	at Duquesne	W	80-67
D4	Iowa	L	70-59
D7	Penn State	L	82-69
D10	at Robert Morris	W	70-50
D19	Michigan	W	64-62
D22	at Kent State	L	77-61
Lady Panthers Invitational			
D28	Cleveland State	W	83-69
D29	Delaware	W	68-51
J2	Providence*	W	81-67
J5	Seton Hall*	W	64-60
J9	at Villanova*	W	61-56
J13	at Syracuse*	L	61-59
J16	Georgetown*	W	74-70
J19	Boston College*	W	69-64
J24	at Connecticut*	L	73-52
J29	Miami*	L	55-50
J31	at St. John's*	L	77-64
F3	at Providence*	W	85-84
F6	at Georgetown*	L	84-74
F10	Villanova*	L	70-53
F13	St. John's*	W	60-54
F18	at Seton Hall*	W	59-47
F20	at Boston College*	L	59-57
F24	Connecticut*	W	76-74
F27	Syracuse*	W	57-48
M1	at Miami*	L	77-65

Big East Tournament (Providence, R.I.)			
M6 vs. Villanova	L	74-59	
Total points (1,773-Pitt; 1,782-opponents)			

1993-94

Record: 21-10 • Big East Record: 12-6
Home: 10-3, Away: 7-5, Neutral: 4-2
Head Coach: Kirk Bruce

N27 Duquesne	W	66-50
N30 Robert Morris	W	82-60
MCI First American Classic (Nashville, Tenn.)		
D4 at Vanderbilt	L	82-64
D5 vs. Loyola	W	88-75
D8 at Niagara	W	73-46
D11 at Villanova*	W	70-63
D19 at Penn State	L	94-65
Lady Panthers Invitational		
D29 Canisius	W	80-53
D30 Ball State	W	79-69
J3 at Boston College*	W	82-63
J5 at Syracuse*	W	71-61
J9 Miami*	W	71-66
J12 at Georgetown*	W	77-58
J16 Seton Hall*	L	63-52
J22 St. John's*	W	73-59
J26 Providence*	W	90-72
J30 Boston College*	W	74-65
F2 at Miami*	W	59-53
F4 Connecticut*	L	80-63
F5 Syracuse*	W	61-55
F11 at St. John's*	W	73-60
F13 at Seton Hall*	L	75-72
F16 Villanova*	L	67-65(OT)
F20 at Connecticut*	L	83-59
F23 Georgetown*	W	78-64
F26 at Providence*	L	93-82
Big East Tournament (Storrs, Conn.)		
M5 vs. Miami	W	70-60
M6 vs. Seton Hall	L	66-54
National Women's Invitational Tourney (Amarillo, Texas)		
M24 vs. Gonzaga	W	89-77(OT)
M25 vs. Oklahoma	L	86-77
M26 vs. Tulane	W	71-66

Total Points (2,230-Pitt; 2,077-opponents)

1994-95

Record: 17-11 • Big East Record: 10-8
Home: 10-3, Away: 5-6, Neutral: 2-2
Head Coach: Kirk Bruce

7-UP Desert Classic (Las Vegas, Nev.)			
N25 vs. Arkansas	L	76-75	
N26 vs. TX-Arlington	W	74-64	
N30 at Duquesne	W	74-71	
D4 Penn State	L	66-55	
D7 at Syracuse*	W	75-63	
D17 at Robert Morris	W	59-54	
D20 St. Francis (Pa.)	W	82-60	
Lady Panthers Invitational			
D29 Niagara	W	86-70	
D30 Xavier	W	75-63	
J2 at Connecticut*	L	100-67	
J4 St. John's*	W	83-65	
J7 Miami*	W	73-61	
J11 at Seton Hall*	L	73-57	
J14 Boston College*	W	71-63	
J18 Providence*	W	78-51	
J21 at Villanova*	L	63-62	
J25 at Georgetown*	W	70-63	
J28 Seton Hall*	L	58-53	
F1 at Miami*	L	54-50	
F4 at St. John's*	L	82-57	
F8 Georgetown*	W	80-71	
F11 at Boston College*	L	69-53	
F16 Connecticut*	L	71-43	
F18 at Providence*	W	76-72	
F22 Syracuse*	W	70-67	

F25 Villanova*	W	49-44
Big East Tournament (South Orange, N.J.)		
M4 vs. St. John's	W	73-67
M5 vs. Connecticut	L	95-63

Total points (1,883-Pitt; 1,876-opponents)

1995-96

Record: 6-24 • Big East Record: 3-15
Home: 3-8, Away: 1-15, Neutral: 2-1
Head Coach: Kirk Bruce

Preseason WNIT (Columbus, Ohio)			
N15 at Ohio State	L	85-50	
N25 at Virginia	L	103-56	
N29 vs. Duquesne (CA)	L	55-53	
D2 Robert Morris	W	80-51	
Lady Panthers Invitational			
D3 Rhode Island	L	69-66	
D6 at Penn State	L	77-56	
D9 Providence*	L	73-69(OT)	
D18 at St. Francis (Pa.)	L	81-51	
D22 Miami*	L	73-63	
D29 at San Diego State	L	83-69	
D31 at San Diego	L	61-58	
J4 at West Virginia*	L	73-65	
J6 at Syracuse*	L	72-61	
J10 St. John's*	L	57-54	
J13 at Villanova*	L	83-54	
J17 at Georgetown*	W	80-74	
J20 Boston College*	W	72-69	
J24 Villanova*	L	71-55	
J27 at Connecticut*	L	91-52	
J31 West Virginia*	W	82-79	
F7 at Notre Dame*	L	90-51	
F11 at Rutgers*	L	63-57	
F14 Syracuse*	L	71-60	
F17 Notre Dame*	L	89-51	
F21 at Providence*	L	90-65	
F24 at Seton Hall*	L	82-71	
F26 Rutgers*	L	68-48	
Big East Tournament (Storrs, Conn.)			
M2 vs. Miami	W	52-49	
M3 vs. Villanova	W	59-57	
M4 at Connecticut	L	83-51	

(CA) Civic Arena
Total points (1,819-Pitt; 2,222-opponent)

1996-97

Record: 8-22 • Big East Record: 3-15
Home: 2-12, Away: 4-8, Neutral: 2-2
Head Coach: Kirk Bruce

N22 Virginia	L	64-55
N26 at Robert Morris	W	68-64
Wahine Classic Tournament (Honolulu, Hawaii)		
N29 at Hawaii	L	65-34
N30 vs. Virginia Tech	W	72-63
D1 vs. Miami (OH)	L	70-62
D4 at St. Francis	W	65-44
D7 Connecticut*	L	78-51
D15 Penn State	L	66-44
D18 Ohio State	L	66-54
D21 vs. Duquesne (CA)	W	74-59
Lady Panthers Invitational		
D28 Siena	L	62-61
D29 Coppin State	W	81-35
J2 at St. John's*	W	50-46
J4 Seton Hall*	L	73-62
J6 Miami*	W	64-59
J9 at Georgetown*	L	74-67(OT)
J12 Syracuse*	L	78-70
J15 at Boston College*	L	70-66
J18 at Notre Dame*	L	65-49
J22 Providence*	L	78-64
J29 at Villanova*	L	54-40
F1 at Rutgers*	L	59-53
F5 Georgetown*	L	84-67
F9 West Virginia*	L	95-86
F12 at Miami*	L	89-61

F15 at Seton Hall*	W	56-54
F19 at Connecticut*	L	103-71
F22 Boston College*	L	84-59
F25 St. John's*	L	66-54
Big East Tournament (Storrs, Conn.)		
M1 vs. Miami	L	64-50

(CA) Civic Arena
Total points (1,811-Pitt; 2,031-opponents)

1997-98

Record: 6-21 • Big East Record: 3-15
Home: 5-8, Away: 0-11, Neutral: 1-2
Head Coach: Kirk Bruce

N21 Robert Morris	W	62-44
N25 St. Francis (Pa.)	L	65-63
Lady Panthers Invitational		
N29 Morgan State	W	55-43
N30 Richmond	L	85-71
D3 at Syracuse*	L	72-70
D7 Villanova*	L	64-57
D14 at Penn State	L	81-64
Florida International Tournament (Miami, Fla.)		
D27 at Fla. International	L	80-65
D28 vs. Monmouth	W	61-49
D31 Notre Dame*	L	66-46
J3 at Providence*	L	75-70
J6 Rutgers*	W	66-56
J8 at West Virginia*	L	65-50
J14 Connecticut*	L	83-46
J17 Seton Hall*	L	72-62
J21 at Boston College*	L	75-64
J24 at Miami*	L	72-55
J27 at St. John's*	L	67-57
J31 West Virginia*	L	86-61
F3 Georgetown*	L	72-56
F5 vs. Duquesne (CA)	L	68-62
F7 at Villanova*	L	48-42
F11 Syracuse*	W	58-49
F15 at Notre Dame*	L	75-60
F18 at Rutgers*	L	70-56
F21 Providence*	W	70-54
Big East Tournament (Piscataway, N.J.)		
F28 vs. Villanova	L	56-51

(CA) Civic Arena
Total points (1,600-Pitt; 1,792-opponents)

1998-99

Record: 8-19 • Big East Record: 3-15
Home: 6-6, Away: 1-12, Neutral: 1-1
Head Coach: Traci Waites

Pittsburgh Panther Invitational			
N14 Robert Morris	W	89-49	
N15 Miami (OH)	W	75-56	
N18 Penn State	W	49-46	
N24 at Richmond	W	69-66	
D2 at Ohio State	L	75-40	
D4 at Duquesne	L	65-58	
D9 Seton Hall*	W	55-46	
Oakland Tribune Classic (Oakland, Calif.)			
D20 at California	L	40-35	
D21 vs. Wake Forest	W	53-46	
J2 at Miami*	L	75-60	
J5 at St. John's*	L	68-58	
J7 Connecticut*	L	106-52	
J10 Miami*	W	63-61	
J13 at Georgetown*	L	80-61	
J16 Notre Dame*	L	81-72	
J20 St. John's*	W	75-58	
J24 at West Virginia*	L	83-57	
J27 Villanova*	L	61-45	
J31 at Connecticut*	L	79-43	
F3 Rutgers*	L	65-54	
F7 at Syracuse*	L	70-69	
F10 at Seton Hall*	L	62-53	
F13 Boston College*	L	72-66	
F16 Georgetown*	L	76-71	
F20 at Providence*	L	91-71	

F23 at Boston College* L 72-66
 Big East Tournament (Piscataway, N.J.)
 F27 vs. Georgetown L 70-52

Total points (1,610-Pitt; 1,833-opponents)

1999-00

Record: 16-13 • Big East Record: 7-9
 Home: 10-4, Away: 5-8, Neutral: 1-1
 Head Coach: Traci Waites

N21	Lafayette	W	80-43
N24	at Robert Morris	W	63-45
N28	at Cincinnati	W	58-55
D1	Kent State	L	76-68
D4	Ohio	W	71-60
D8	at Rutgers*	L	58-52
D11	at Hampton	W	86-65
D18	Youngstown State	W	67-51
D21	at Penn State	L	79-56
Georgia Tech/Atlanta Marriott Invitational			
D29	vs. Campbell	W	70-60
D30	at Georgia Tech	W	75-69
J1	Duquesne	W	62-57(OT)
J5	St. John's*	W	64-57
J8	West Virginia*	W	74-54
J12	at Providence*	L	77-76
J15	at Connecticut*	L	88-36
J18	Notre Dame*	L	67-53
J25	Syracuse*	W	80-66
J29	at Boston College*	L	85-54
F2	at St. John's*	L	56-47
F5	Providence*	W	63-41
F9	at Notre Dame*	L	81-74
F16	Seton Hall*	W	84-56
F20	Boston College*	L	66-52
F23	at Villanova*	W	64-62
F26	Georgetown*	W	77-66
F29	at Miami*	L	80-60

Big East Tournament (Storrs, Conn.)
 M4 vs. St. John's L 75-62
 Women's National Invitation Tournament
 M16 Cincinnati L 76-60

Total Points (1,888-Pitt; 1,871-opponents)

2000-01

Record: 9-18 • Big East Record: 3-13
 Home: 7-6, Away: 2-12, Neutral: 0-0
 Head Coach: Traci Waites

N18	Sacred Heart	W	68-58
N22	Robert Morris	W	81-49
N25	at Kent State	L	77-76(OT)
N29	at Duquesne	L	67-59
D2	at Ohio	W	88-79
D6	at West Virginia*	L	65-58
D9	Delaware State	W	65-36
D16	Penn State	L	84-62
D19	at Youngstown State	W	86-67
D21	Maryland-Eastern Shore	W	77-34
D28	at UC-Irvine	L	74-70
D30	at Loyola Marymount	L	75-57
J2	Providence*	W	68-53
J6	at Syracuse*	L	70-55
J10	at Seton Hall*	L	62-60
J13	West Virginia*	W	75-67(OT)
J20	Connecticut*	L	83-43
J24	Georgetown*	L	76-56
J27	at St. John's*	L	38-33
J30	Miami*	W	84-74
F4	Rutgers*	L	69-61
F7	at Notre Dame*	L	72-58
F11	at Virginia Tech*	L	86-50
F14	Villanova*	L	73-44
F17	at Miami*	L	96-69
F24	at Boston College*	L	65-63(OT)
F27	Notre Dame*	L	82-63

Total Points (1,720-Pitt; 1830-opponents)

2001-02

Record: 8-19 • Big East Record: 3-13
 Home: 4-9, Away: 3-8, Away: 1-2
 Head Coach: Traci Waites

N16	William & Mary	L	77-72
N20	Bucknell	L	58-57
N24	American	W	84-60
N27	at Robert Morris	W	88-53
Arizona Basketball Classic (Tuscon, Ariz.)			
N30	vs. Wisconsin	L	92-75
D2	at Arizona	W	81-80
D5	Virginia Tech*	L	83-64
D8	Duquesne	L	63-54
D16	at Penn State	L	78-63
Torneo Cancun de Basquetbol (Cancun, Mexico)			
D20	vs. Mississippi State	L	88-86
D22	vs. NC State	W	82-65
D30	St. Francis (Pa.)	W	81-71
J2	at Connecticut*	L	112-43
J5	at Georgetown*	W	63-61
J12	Boston College*	L	81-57
J15	at Rutgers*	L	82-70
J19	at West Virginia*	L	80-63
J23	Georgetown*	L	73-56
J26	Syracuse*	L	75-71
F2	at Miami*	L	77-61
F5	Notre Dame*	L	68-56
F9	St. John's*	W	77-45
F13	at Villanova*	L	83-59
F16	at Boston College*	L	64-37
F19	Rutgers*	L	60-59
F23	Seton Hall*	W	68-53
F26	at Providence*	L	91-77

Total Points (1,804-Pitt; 1,973-opponents)

2002-03

Record: 12-16 • Big East Record: 4-12
 Home: 8-6, Away: 4-8, Neutral: 0-2
 Head Coach: Traci Waites

N22	Robert Morris	W	90-51
N25	Furman	W	75-45
N27	at St. Francis (Pa.)	W	70-61
D3	at Duquesne	L	62-60
Radisson Suites Roundball Classic (Boca Raton, Fla.)			
D6	vs. UNC-Wilmington	L	79-59
D7	at Florida Atlantic	W	101-87
D14	Penn State	W	92-88(OT)
D17	Eastern Kentucky	W	78-68
D21	at Xavier	L	82-65
D29	Norfolk State	W	104-78
D31	Howard	W	94-75
J4	at Seton Hall*	L	59-54
J11	Providence*	L	80-77
J15	at Virginia Tech*	L	61-53
J18	at St. John's*	W	75-51
J22	Miami*	L	79-76
J25	Connecticut*	L	76-55
J29	at Georgetown*	W	91-72
F1	St. John's*	L	69-66
F8	at Providence*	L	57-54
F11	Villanova*	L	63-47
F16	at Rutgers*	L	67-53
F19	West Virginia*	W	67-61
F22	Boston College*	L	78-52
F26	at Notre Dame*	L	77-69
M1	at Syracuse*	L	71-61
M4	Seton Hall*	W	57-54

Big East Tournament (Piscataway, N.J.)
 M8 vs. Notre Dame L 73-65

Total Points (1,960-Pitt; 1,924-opponents)

2003-04

Record: 6-20 • Big East Record: 2-14
 Home: 3-12, Away: 3-8, Neutral: 0-0
 Head Coach: Agnus Berenato

N25	Coppin State	L	75-61
N28	Central Conn. State	W	75-59
D3	Duquesne	L	92-80
D6	Hartford	L	60-54
D14	at Penn State	L	96-42
D17	at Norfolk State	W	64-44
D19	at Robert Morris	W	61-47
D21	Clemson	L	62-47
D28	Xavier	L	72-48
D31	Fordham	W	62-48
J3	at West Virginia*	L	65-58
J7	Syracuse*	L	71-51
J10	Providence*	W	64-51
J14	at Seton Hall*	W	61-56
J17	at Miami*	L	77-68
J21	Virginia Tech*	L	67-57
J24	at St. John's*	L	83-72
J31	West Virginia*	L	56-36
F5	at Boston College*	L	79-44
F8	at Villanova*	L	75-45
F11	Rutgers*	L	75-61
F14	Georgetown*	L	72-61
F17	at Connecticut*	L	97-42
F21	Notre Dame*	L	72-68
F28	at Virginia Tech*	L	85-55
M2	Villanova*	L	56-45

Total Points (1,484-Pitt; 1,792-opponents)

2004-05

Record: 13-15 • Big East Record: 5-11
 Home: 2-8, Away: 9-6, Neutral: 2-1
 Head Coach: Agnus Berenato

N23	at North Carolina A&T	W	86-71
UNC Greensboro Tournament (Greensboro, N.C.)			
N26	vs. South Carolina State	W	73-45
N27	at UNC Greensboro	W	62-55
D1	Robert Morris	W	78-59
Stony Brook Tournament (Stony Brook, N.Y.)			
D3	vs. Long Beach State	W	64-62
D4	at Stony Brook	W	89-86
D7	at Duquesne	L	82-71
D9	Penn State	L	84-79(OT)
D11	at Clemson	L	51-38
D28	at St. Francis (NY)	W	88-62
D30	at Fordham	W	58-51
J2	at Syracuse*	W	63-57
J4	St. John's*	L	60-57
J11	at Rutgers*	L	68-41
J16	Syracuse*	L	68-55
J19	at Seton Hall*	W	62-59
J22	at Georgetown*	W	85-81
J26	Connecticut*	L	89-53
J29	at Boston College*	L	72-55
F2	Villanova*	L	70-49
F5	Notre Dame*	L	75-47
F12	at St. John's*	L	49-39
F16	West Virginia*	L	61-55
F19	Providence*	W	63-47
F22	at Connecticut*	L	97-49
F25	Rutgers*	L	63-42
F28	at Providence*	W	80-43
Big East Tournament (Hartford, Conn.)			
M5	vs. West Virginia	L	77-68

Total Points (1,749-Pitt; 1,844-opponents)

2005-06

Record: 22-11 • Big East Record: 9-7
 Home: 12-4, Away: 8-6, Neutral: 2-1
 Head Coach: Agnus Berenato

N18	vs. William & Mary	W	76-49
N19	at Vermont	W	70-49
N22	Akron	W	91-46
Pitt Thanksgiving Classic			

N26	Towson	W	69-50
N27	Missouri	L	69-60
N30	Duquesne	W	82-69
D2	at Penn State	L	69-60
D6	at Robert Morris	W	66-36
D8	Syracuse	W	67-55
D19	at Pepperdine	W	79-64
D22	at San Diego State	W	78-56
D30	St. Bonaventure	W	68-55
J3	at DePaul*	L	81-75
J8	USF*	W	66-64
J11	at St. John's*	L	72-55
J14	Providence*	W	75-65
J18	at Marquette*	L	71-62
J21	Connecticut*	L	65-54
J28	at Villanova*	W	59-56
F1	Georgetown*	W	79-62
F4	at Cincinnati*	W	64-63
F8	Louisville*	L	71-63
F11	at USF*	W	60-58
F14	Seton Hall*	W	58-56
F19	at West Virginia*	W	62-58
F25	Rutgers*	L	65-50
F28	at Notre Dame*	L	72-65
Big East Tournament (Hartford, Conn.)			
M4	vs. Cincinnati	W	77-62
M5	vs. DePaul	L	69-46
Women's National Invitation Tournament			
M18	Delaware	W	64-57
M22	vs. Mississippi (FFH)	W	85-76
M24	vs. Virginia (FFH)	W	68-58
M27	at Marquette	L	77-64

(FFH) Fitzgerald Field House
Total Points (2,217-Pitt; 2,045-opponents)

2006-07

Record: 24-9 • Big East Record: 10-6
Home: 12-3, Away: 7-4, Neutral: 5-2
Head Coach: Agnus Berenato

N15	California (PA)	W	71-58
N17	Mount St. Mary's	W	77-55
N19	at Duquesne	W	61-56
N21	at St. Bonaventure	W	75-62
Duck Invitational (Eugene, Ore.)			
N24	vs. Utah	W	59-51
N25	vs. Boise State	W	71-70
N29	at Akron	W	74-55
D1	Penn State	W	60-51
D5	Robert Morris	W	79-69
D9	at Ohio	W	77-69
Caribbean Classic (Cancun, Mexico)			
D19	vs. East Carolina	W	70-53
D20	vs. Liberty	W	54-47
D21	vs. Duke	L	72-51
J6	at Rutgers*	L	63-39
J9	Marquette*	W	91-87(OT)
J13	St. John's*	L	76-69
J16	at Syracuse*	W	84-75
J20	USF*	W	73-48
J24	at Louisville*	L	72-59
J27	at Seton Hall*	L	51-50
J31	Notre Dame*	W	71-62
F3	at Providence*	W	84-40
F6	Villanova*	W	66-53
F10	USF*	W	69-65
F13	Cincinnati*	W	55-44
F17	at Connecticut*	L	82-68
F20	West Virginia*	L	57-46
F24	DePaul*	W	87-80
F26	at Georgetown*	W	68-58
Big East Tournament (Hartford, Conn.)			
M3	vs. Cincinnati	W	76-71
M4	vs. Marquette	L	61-51
NCAA Tournament, 1st & 2nd Rounds (Pittsburgh, Pa.)			
M18	James Madison	W	71-61
M20	Tennessee	L	68-54

Total Points (2,210-Pitt; 2,042-opponents)

2007-08

Record: 24-11 • Big East Record: 10-6
Home: 9-2, Away: 7-6, Neutral: 8-3
Head Coach: Agnus Berenato

WBCA Classic (State College, Pa.)			
N9	vs. Charlotte	W	85-68
N10	vs. Arizona	W	81-58
N11	at Penn State	L	80-74
N20	at Mount St. Mary's	W	82-31
N27	at Maryland	L	90-77
Fifth Third Bank Classic (Huntington, W. Va.)			
N30	vs. Harvard	W	70-54
D1	at Marshall	W	70-66
D5	Ohio	W	69-55
Maggie Dixon Classic (Madison Square Garden)			
D8	vs. Duke	L	51-49
D18	Cal Poly	W	83-58
D22	Duquesne	W	72-54
Wagner Classic (Staten Island, N.Y.)			
D29	vs. James Madison	W	69-61
D30	at Wagner	W	85-41
J6	at DePaul*	W	97-68
J9	Syracuse*	W	85-75
J12	at Cincinnati*	W	86-61
J19	Providence*	W	81-61
J22	at St. John's*	W	70-64
J27	Louisville*	W	76-67
J30	at Villanova*	W	72-63
F2	Rutgers*	L	64-60
F6	Seton Hall*	W	64-44
F10	at Notre Dame*	L	81-66
F13	at West Virginia*	L	56-35
F17	Connecticut*	L	90-64
F23	at Marquette*	L	76-69
F26	West Virginia*	W	77-75(OT)
M1	at USF*	L	65-64
M3	Georgetown*	W	70-33
Big East Tournament (Hartford, Conn.)			
M8	vs. Villanova	W	69-63
M9	vs. Notre Dame	W	64-53
M10	vs. Connecticut	L	74-47
NCAA Tournament, First and Second Rounds (Albuquerque, N.M.)			
M22	vs. Wyoming	W	63-58
M24	vs. Baylor	W	67-59
NCAA Tournament, Regional (Spokane, Wash.)			
M29	vs. Stanford	L	72-53

Total Points (2,465-Pitt; 2,189-opponents)

2008-09

Record: 25-8 • Big East Record: 12-4
Home: 14-1, Away: 8-4, Neutral: 3-3
Head Coach: Agnus Berenato

State Farm Tipoff Classic (Baton Rouge, La.)			
N16	vs. Texas A&M	L	56-50
N20	at Western Michigan	W	88-60
N24	Penn State	W	80-59
Pitt Thanksgiving Tournament			
N28	Elon	W	84-49
N29	Youngstown State	W	92-42
D3	at Duquesne	W	66-47
D7	Maryland	W	86-57
D13	West Virginia State	W	85-37
D16	Wagner	W	98-41
D19	at Florida A&M	W	89-59
D21	at Florida	L	90-83
D30	WKU	W	93-50
J4	West Virginia*	W	72-63
J7	at Providence*	L	77-69
J10	DePaul*	L	69-62
J17	USF*	W	79-47
J20	at Seton Hall*	W	76-40
J24	at Syracuse*	W	77-75
J27	at Georgetown*	W	50-39

J30	Marquette*	W	86-54
F3	Notre Dame*	W	82-70
F10	at Rutgers*	W	61-53(OT)
F15	at Connecticut*	L	95-42
F18	Villanova*	W	70-54
F21	Cincinnati*	W	68-53
F24	at West Virginia*	W	72-60
F28	at Louisville*	L	75-51
M2	St. John's*	W	79-60
Big East Tournament (Hartford, Conn.)			
M8	vs. DePaul	W	62-59
M9	vs. Louisville	L	69-63
NCAA Tournament, 1st & 2nd Rounds (Seattle, Wash.)			
M21	vs. Montana	W	64-35
M23	vs. Gonzaga	W	65-60
NCAA Tournament, Regional (Oklahoma City, Okla.)			
M29	vs. Oklahoma	L	70-69

Total Points (2,410-Pitt; 1,924-opponents)

2009-10

Record: 16-15 • Big East Record: 5-11
Home: 10-8, Away: 6-6, Neutral: 0-1
Head Coach: Agnus Berenato

N17	North Florida	W	61-35
N20	Florida	W	81-58
N24	Saint Francis (Pa.)	W	75-70
N27	Appalachian State	W	63-56
N28	Marshall	W	80-58
D2	at Youngstown State	W	89-37
D5	Western Michigan	W	89-65
D8	Valparaiso	W	77-52
D12	at Penn State	L	77-73
D20	at Austin Peay	W	76-75(OT)
D22	at Western Kentucky	W	76-60
D29	Duquesne	L	72-63
D31	Mount St. Mary's	W	57-47
J2	Marquette*	L	66-55
J5	at West Virginia*	L	63-59
J10	Rutgers*	L	52-46
J17	West Virginia*	L	69-54
J20	at USF*	L	68-51
J23	at Providence*	W	72-58
J30	Connecticut*	L	98-56
F2	Syracuse*	L	87-80(OT)
F6	at Notre Dame*	L	86-76
F10	Georgetown*	L	66-63
F14	Louisville*	W	72-69
F17	at Villanova*	W	74-69
F20	Seton Hall*	W	78-57
F23	at DePaul*	L	68-57
F27	at Cincinnati*	W	72-60
M1	St. John's*	L	77-65
Big East Tournament (Hartford, Conn.)			
M5	vs. Louisville	L	79-71
Women's National Invitation Tournament			
M19	at Toledo	L	70-58

Total Points (2,119-Pitt; 2,024-opponents)

2010-11

Record: 14-17 • Big East Record: 5-11
Home: 8-7, Away: 4-8, Neutral: 2-2
Head Coach: Agnus Berenato

N12	Youngstown St.	W	78-58
N17	at Minnesota	L	73-63
N21	Radford	W	77-46
N24	Duke	L	93-55
N28	Loyola	W	73-45
D1	at Saint Francis (Pa.)	L	85-71
D4	Mount St. Mary's	W	89-65
D7	DePaul	L	67-51
D11	at Valparaiso	W	86-51
Las Vegas Hoops Classic (Las Vegas, Nev.)			
D19	vs. Texas Tech	L	78-65
D20	vs. UT-Arlington	W	95-61
D28	Austin Peay	W	75-53
D31	at Central Michigan	W	94-78
D31	Duquesne	L	70-62
J2	at Louisville*	L	79-68

J12	at Seton Hall*	W	64-58
J15	Notre Dame*	L	82-50
J22	at Connecticut*	L	66-46
J26	at Syracuse*	L	69-60
J29	Marquette*	W	74-70(OT)
F1	Cincinnati*	L	79-48
F5	at West Virginia*	W	60-53
F8	at Rutgers*	L	54-42
F12	USF*	W	70-66
F15	Providence*	W	60-57
F19	West Virginia*	L	90-79
F23	at Georgetown*	L	67-56
F26	at St. John's*	L	72-63
F28	Villanova*	L	54-52
Big East Tournament (Hartford, Conn.)			
M4	vs. USF	W	63-60
M5	vs. Marquette	L	65-61

Total Points (2,055-Pitt; 2,002-opponents)

2011-12

Record: 8-22 - Big East Record: 0-16
Home: 6-11, Away: 0-10, Neutral: 2-1
Head Coach: Agnus Berenato

N12	Hampton	L	60-37
N15	Saint Francis (Pa.)	W	78-50
N18	Loyola (Md.)	W	65-69
N20	Central Michigan	W	77-70
N26	Drexel	L	71-50
N29	Mount St. Mary's	W	58-45
D2	at High Point	L	82-75
D4	at Duke	L	92-43
D7	Georgetown*	L	82-54
D10	Valparaiso	W	65-56
Caribbean Classic (Cancun, Mexico)			
D20	vs. Indiana	W	77-72 (OT)
D21	vs. Michigan State	W	64-54
D28	Duquesne	L	70-57
D31	Lafayette	W	74-69 (OT)
J3	at Villanova*	L	70-62
J7	Syracuse*	L	83-60
J10	Rutgers*	L	63-39
J14	at DePaul*	L	86-83
J17	at Notre Dame*	L	120-44
J21	West Virginia*	L	54-43
J28	at Providence*	L	66-50
J31	St. John's*	L	66-51
F4	at Marquette*	L	72-48
F11	at Cincinnati*	L	62-57
F14	Louisville*	L	71-66(OT)
F18	at USF*	L	62-50
F21	Connecticut*	L	86-37
F25	Seton Hall*	L	63-39
F27	at West Virginia*	L	60-42
Big East Tournament (Hartford, Conn.)			
M2	vs. USF	L	60-59

Total Points (1,645-Pitt; 2,016-opponents)

2012-13

Record: 9-21 - Big East Record: 0-16
Home: 7-10, Away: 2-10, Neutral: 0-1
Head Coach: Agnus Berenato

N9	Youngstown St.	L	64-50
N11	William & Mary	W	76-74
N13	Siena	W	75-50
N20	Wagner	W	65-39
N24	Brown	W	58-57
N26	Longwood	W	86-60
D1	at Lafayette	L	68-65
D5	Loyola	W	57-47
D8	at Duquesne	L	70-61
D16	Rider	L	65-48
D20	Mount St. Mary's	W	67-49
D29	at Buffalo	W	91-77
J2	at Old Dominion	W	55-54
J5	at Seton Hall*	L	69-56
J12	Villanova*	L	68-52
J16	at St. John's*	L	61-32
J19	Marquette*	L	74-65
J23	Notre Dame*	L	73-47

#H2P | #LEVELUP

J26	at Georgetown*	L	69-57
J29	at DePaul*	L	57-55
F3	USF*	L	78-60
F6	Providence*	L	85-83(20T)
F9	at Louisville*	L	78-45
F16	at Syracuse*	L	80-39
F20	Cincinnati*	L	59-50
F23	Georgetown*	L	72-70
F26	at Connecticut*	L	76-36
M2	DePaul*	L	81-73
M4	at Rutgers	L	65-44

Big East Tournament (Hartford, Conn.)
M8 vs. Marquette L 66-43

Total Points (1,645-Pitt; 2,016-opponents)

2013-14

Record: 11-20 - ACC Record: 3-13
Home: 6-9, Away: 4-8, Neutral: 1-3
Head Coach: Suzie McConnell-Serio

N8	Bucknell	W	66-51
N14	at Ball State	W	63-58
N17	Lafayette	L	48-45
N20	at Michigan	L	83-75
N23	at Loyola (Md.)	W	60-54
N26	Mount St. Mary's	W	78-43
D1	Buffalo	L	66-62
D4	James Madison	L	71-61
D7	at Wagner	W	69-55
D15	Old Dominion	W	63-49
Duel in the Desert (Las Vegas, Nev.)			
D19	vs. DePaul	L	77-63
D20	vs. Louisiana-Monroe	W	76-61
D21	vs. Washington	L	76-69
D29	Duquesne	W	67-57
J1	Florida State*	L	78-69
J5	at Virginia*	W	79-75
J12	at Clemson*	L	77-67
J16	Notre Dame*	L	109-66
J19	Syracuse*	L	58-47
J26	at Duke*	L	111-67
J30	Boston College*	W	67-65
F3	Georgia Tech*	L	77-66
F6	at Maryland*	L	94-46
F9	Wake Forest*	L	74-70
F13	at North Carolina*	L	86-50
F16	Clemson*	W	56-43
F20	at Virginia Tech*	L	69-62
F23	at Syracuse*	L	67-36
F27	NC State*	L	79-68
M2	at Miami*	L	67-54
ACC Tournament (Greensboro, N.C.)			
M5	vs. Wake Forest	L	72-58

Total Points (1,945 - Pitt; 2,150 - Opponents)

2014-15

Record: 20-12 - ACC Record: 9-7
Home: 15-3, Away: 4-8, Neutral: 1-1
Head Coach: Suzie McConnell-Serio

N14	Princeton	L	59-43
N17	Niagara	W	70-54
N20	Michigan	W	85-64
N23	at James Madison	L	80-64
N26	Radford	W	72-47
N30	Loyola (Md.)	W	84-46
D3	at Ohio State^	W	78-74
D7	at Duquesne	L	87-77
D14	Drexel	W	72-53
D18	Ball State	W	59-47
D21	Youngstown State	W	78-52
D28	Saint Francis (Pa.)	W	97-59
D30	Delaware State	W	93-58
J4	Louisville*	L	63-57
J8	North Carolina*	W	84-59
J15	at Florida State*	L	58-43
J18	at Georgia Tech*	W	75-72 (OT)
J22	Syracuse*	L	68-60

J24	Boston College*	W	78-70
J29	at Duke*	L	62-45
F1	Miami*	W	81-66
F5	at NC State*	W	60-50
F8	at Louisville*	L	48-35
F12	Virginia Tech*	W	53-35
F15	at Wake Forest*	W	65-41
F19	Virginia*	W	68-63 (OT)
F22	at Syracuse*	L	68-54
F26	at Notre Dame*	L	87-58
M1	Clemson*	W	61-56
ACC Tournament (Greensboro, N.C.)			
M5	vs. Virginia Tech	L	51-45
NCAA Tournament, First and Second Rounds (Knoxville, Tenn.)			
M21	vs. Chattanooga	W	51-40
M23	at Tennessee	L	77-67

^ACC/Big Ten Challenge
Total Points (2,113-Pitt; 1,914-opponents)

2015-16

Record: 13-18 - ACC Record: 4-12
Home: 6-9, Away: 5-6, Neutral: 2-3
Head Coach: Suzie McConnell-Serio

N13	Wagner	W	67-41
N16	at Saint Francis (Pa.)	W	74-59
N20	Delaware State	W	77-43
Paradise Jam (U.S. Virgin Islands)			
N26	vs. South Dakota State	L	55-54
N27	vs. Old Dominion	W	67-58
N28	vs. Maryland	L	70-49
D3	at Michigan^	L	82-45
D6	Holy Cross	W	56-50
D8	Mount St. Mary's	W	74-57
D12	at Princeton	L	61-47
D20	Rider	W	75-44
D22	American	W	76-58
D30	Duquesne	L	65-79
J3	Notre Dame*	L	65-55
J7	at Miami*	L	79-55
J10	NC State*	L	78-76(30T)
J14	at Syracuse*	L	71-48
J17	Florida State*	L	66-55
J21	at Boston College*	L	54-43
J24	at Virginia*	W	58-55
J28	Duke*	L	70-48
J31	at Clemson*	W	59-56
F4	Wake Forest*	L	60-49
F11	Louisville*	L	84-61
F14	at Virginia Tech*	W	59-48
F18	at North Carolina*	W	76-60
F21	Syracuse*	L	70-56
F25	Georgia Tech*	L	66-60
F28	at Louisville*	L	65-36
ACC Tournament (Greensboro, N.C.)			
M2	vs. North Carolina	W	82-72 (OT)
M3	vs. Miami (Fla.)	L	77-55

^ACC/Big Ten Challenge
Total Points (1,857-Pitt; 1,953-opponents)

2016-17

Record: 13-17 - ACC Record: 4-12
Home: 11-6, Away: 0-10, Neutral: 2-1
Head Coach: Suzie McConnell-Serio

N12	Mount St. Mary's	W	89-54
N14	Youngstown State	W	63-50
N17	Loyola Chicago	W	59-35
N21	Loyola (Md.)	W	74-44
N23	Slippery Rock	W	94-48
N26	Cornell	W	56-44
N30	Purdue^	L	67-61
D4	Charlotte	L	70-63
D6	Bryant	W	76-60
D10	at Penn State	L	91-62
Patrick Harrington Classic (Niceville, Fla.)			
D19	vs. UT&E	W	71-46
D20	vs. McNeese State	W	71-65

D29	at Duquesne	L	63-54
J2	Miami (Fla.)*	L	82-50
J5	Boston College*	W	56-43
J8	at Louisville*	L	73-52
J12	at Notre Dame*	L	86-54
J15	North Carolina*	W	68-48
J22	Virginia*	W	62-54
J26	at NC State*	L	55-42
J29	Louisville*	L	63-48
F2	at Syracuse*	L	93-65
F5	at Wake Forest*	L	57-48
F9	Clemson*	L	54-46
F12	at Duke*	L	62-48
F16	Virginia Tech*	W	72-64
F19	at Georgia Tech*	L	71-57
F23	at Florida State*	L	79-48
F26	Syracuse*	L	73-57
ACC Tournament (Conway, S.C.)			
M1	vs. North Carolina	L	72-60

^ACC/Big Ten Challenge
Total Points (1,826-Pitt; 1,866-opponents)

2017-18

Record: 10-20 - ACC Record: 2-14
Home: 8-10, Away: 2-9, Neutral: 0-1
Head Coach: Suzie McConnell-Serio

N10	Youngstown State	W	66-58
N13	Cornell	W	51-39
N16	Duquesne	L	66-53
N19	Towson	W	81-63
N21	at Cincinnati	W	66-46
N25	Arkansas State	W	87-47
N29	Wisconsin^	L	58-57
D3	at Fordham	L	58-55
D7	at West Virginia	L	73-52
D9	UNCW	W	74-55
D17	Penn State	L	59-48
D20	Bucknell	W	57-39
D28	at Virginia*	L	62-50
D31	Chicago State	W	87-49
J4	Wake Forest*	L	58-49
J7	at North Carolina*	L	68-67
J11	at Virginia Tech*	L	89-66
J14	Georgia Tech*	W	68-62
J18	Louisville*	L	77-51
J21	at Syracuse*	L	70-52
J25	Notre Dame*	L	87-53
J28	Duke*	L	58-46
F1	at Clemson*	W	58-42
F4	Florida State*	L	66-59
F11	at Boston College*	L	72-61
F15	at Miami (Fla.)*	L	82-58
F19	Syracuse*	L	62-53
F22	NC State*	L	77-66
F25	at Louisville*	L	81-49
ACC Tournament (Greensboro, N.C.)			
F28	vs. Wake Forest	L	72-38

^Big Ten/ACC Challenge
Total Points (1,778-Pitt; 1,895-opponents)

2018-19

Record: 11-20 - ACC Record: 2-14
Home: 6-10, Away: 3-8, Neutral: 2-2
Head Coach: Lance White

N7	Central Florida	L	61-58
N9	New Orleans	W	90-38
N13	Youngstown State	L	64-55
N16	Cincinnati	W	65-48
N19	at Georgetown	L	70-41
N23	vs. Wisconsin \$	L	57-42
N24	vs. Arkansas \$	W	61-54
N25	vs. Tennessee St. \$	W	78-56
N29	at Northwestern ^	W	52-49
D5	Fordham	W	65-62
D8	West Virginia	L	77-43
D18	UNCW	W	60-56
D21	Saint Francis (PA)	W (OT)	78-75
D29	at Duquesne	W	66-58

J3	at #2 Notre Dame*	L	100-44
J10	at #8 NC State*	L	63-34
J13	Boston College*	L	59-55
J17	#12 Syracuse*	L	82-50
J20	Clemson*	L	65-59
J24	Virginia*	L	74-57
J27	at #4 Louisville*	L	70-42
J31	Virginia Tech*	L	74-58
F3	at Duke*	L	74-55
F7	at Georgia Tech*	L	67-55
F10	#25 Miami*	L	65-51
F14	North Carolina*	W	91-78
F17	at #21 Florida State*	L	78-46
F21	at #18 Syracuse*	L	90-63
F28	at Wake Forest*	W	70-64
M3	#2 Louisville*	L	67-40
ACC Tournament (Greensboro, N.C.)			
M6	vs. Duke	L	86-64

\$ Challenge in Music City (Nashville, T.N.)
^ ACC/Big Ten Challenge
* ACC Game
Total Points (1,788-Pitt; 2,081-opponents)

2019-20

Record: 5-26 - ACC Record: 1-17
Home: 3-12, Away: 0-12, Neutral: 2-2
Head Coach: Lance White

N6	at Central Florida	L	74-58
N11	Central Conn. St.	W	81-73
N16	Georgetown	L	66-56
N19	Fairleigh Dickinson	W	69-60
N23	Duquesne	L	81-62
N29	vs. Ohio \$	L	72-50
N30	vs. Ole Miss \$	W	58-50
D5	Penn State ^	L	78-73
D8	Stony Brook	L	59-56
D17	Miami (OH)	L	80-71
D21	at Cincinnati	L	69-53
D30	at North Carolina*	L	70-62
J2	Notre Dame*	L	60-52
J5	Boston College*	L	79-70
J9	at Virginia Tech*	L	68-56
J16	at Clemson*	L	75-67 (OT)
J19	Syracuse*	L	69-51
J23	#8 NC State*	L	88-44
J26	at #5 Louisville*	L	83-49
J30	Wake Forest*	W	53-48
F1	#14 Florida State*	L	66-41
F6	Georgia Tech*	L	77-48
F9	at Notre Dame*	L	74-52
F13	Duke*	L	73-56
F16	at Syracuse*	L	71-53
F20	at Boston College*	L	70-59
F23	#5 Louisville*	L	79-47
F27	at Virginia*	L	66-55
M1	at Miami*	L	73-54
ACC Tournament (Greensboro, N.C.)			
M4	vs. #10 Notre Dame	W	67-65
M5	vs. #7 Georgia Tech	L	68-58

\$ Daytona Beach Invitational (Daytona Beach, Fla.)
^ ACC/Big Ten Challenge
* ACC Game
Total Points (1,781-Pitt; 2,184-opponents)

2020-21

Record: 5-14 - ACC Record: 3-12
Home: 3-7, Away: 2-6, Neutral: 0-1
Head Coach: Lance White

N25	George Mason	W	72-57
N29	Hofstra	W	71-58
D6	Delaware	L	85-79
D10	at Virginia Tech*	L	88-71
D13	Clemson*	W	80-71
D20	at Florida State*	L	67-53
J21	Miami*	L	72-68
J26	at Clemson*	W	79-69

J28	at Syracuse*	L	80-57
F4	Virginia Tech*	L	74-55
F7	Syracuse*	L	71-67
F11	at Wake Forest*	L (OT)	64-61
F14	North Carolina*	L	81-72
F16	at Boston College*	W	83-80
F18	#3 Louisville*	L	82-58
F22	Notre Dame*	L	59-48
F25	at #2 NC State*	L	83-53
F28	at Georgia Tech	L	65-60
ACC Tournament (Greensboro, N.C.)			
M3	vs. Boston College	L	67-56

NOTABLE SEASONS/STREAKS

MOST WINS: 25 (2008-09)
FEWEST WINS: 5 (2019-20, 2020-21)
MOST LOSSES: 26 (2019-20)
FEWEST LOSSES: 6 (1974-75)
MOST GAMES: 35 (2007-08)
FEWEST GAMES: 16 (1974-75)
HIGHEST WIN PERCENTAGE: 75.8, 25-8 (2008-09)
LOWEST WIN PERCENTAGE: 16.1%, 5-26 (2019-20)
LONGEST WINNING STREAK: 12 games (2006-07)

GAME	DATE	OPPONENT	SCORE
1	11/15/06	California (Pa.)	71-58
2	11/17/06	Mount St. Mary's	77-55
3	11/19/06	at Duquesne	61-56
4	11/21/06	at St. Bonaventure	75-62
5	11/24/06	vs. Utah*	59-51
6	11/25/06	vs. Boise State*	71-70
7	11/29/06	at Akron	74-55
8	12/1/06	Penn State	60-51
9	12/5/06	Robert Morris	79-69
10	12/9/06	at Ohio	77-69
11	12/19/06	vs. East Carolina**	70-53
12	12/20/06	vs. Liberty**	54-47

* - Duck Invitational (Eugene, Ore.)
** - Caribbean Classic (Cancun, Mexico)

LONGEST LOSING STREAK: 17 games, 2x

GAME	DATE	OPPONENT	SCORE
1	1/3/12	at Villanova	62-70
2	1/7/12	Syracuse	60-83
3	1/10/12	Rutgers	39-63
4	1/14/12	at DePaul	83-86
5	1/17/12	at Notre Dame	44-120
6	1/21/12	West Virginia	43-54
7	1/28/12	at Providence	50-66
8	1/31/12	St. John's	51-66
9	2/4/12	at Marquette	48-72
10	2/11/12	at Cincinnati	57-62
11	2/14/12	Louisville	66-71 (OT)
12	2/18/12	at USF	50-62
13	2/21/12	Connecticut	37-86
14	2/25/12	Seton Hall	39-63
15	2/27/12	at West Virginia	42-60
16	3/2/12	vs. USF*	59-60
17	11/9/12	Youngstown State	50-64

* - Big East Tournament (Hartford, Conn.)

GAME	DATE	OPPONENT	SCORE
1	1/5/13	at Seton Hall	56-69
2	1/12/13	Villanova	52-68
3	1/16/13	at St. John's	32-61
4	1/19/13	Marquette	65-74
5	1/23/13	Notre Dame	47-73
6	1/26/13	at Georgetown	57-69
7	1/29/13	at DePaul	55-57
8	2/3/13	USF	60-78
9	2/6/13	Providence	83-85 (OT)
10	2/9/13	at Louisville	45-78
11	2/16/13	at Syracuse	39-80
12	2/20/13	Cincinnati	50-59
13	2/23/13	Georgetown	70-72
14	2/26/13	at Connecticut	36-76
15	3/2/13	DePaul	73-81
16	3/4/13	at Rutgers	44-65
17	3/8/13	vs. Marquette*	43-66

* - Big East Tournament (Hartford, Conn.)

MISCELLANEOUS RESULTS

ACC/BIG TEN CHALLENGE RESULTS

Year	Opponent	Result	Score
2014-15	at Ohio State	W	78-74
2015-16	at Michigan	L	82-45
2016-17	Purdue	L	67-61
2017-18	Wisconsin	L	58-57
2018-19	at Northwestern	W	52-49
2019-20	at Penn State	L	78-73

ALL-TIME RECORD: 2-4

ACC OPENERS

Year	Opponent	Result	Score
2013-14	No. 21 Florida State	L	78-69
2014-15	No. 7 Louisville	L	63-57
2015-16	No. 3 Notre Dame	L	65-55
2016-17	No. 14 Miami (Fla.)	L	82-50
2017-18	at Virginia	L	62-50
2018-19	at No. 2 Notre Dame	L	100-44
2019-20	at North Carolina	L	70-62
2020-21	at Virginia Tech	L	88-71

ALL-TIME RECORD: 0-8

HOME OPENERS

Year	Opponent	Result	Score
1974-75	Duquesne •	W	91-32
1975-76	IUP •	W	109-45
1976-77	East Stroudsburg •	W	91-56
1977-78	Temple •	W	77-40
1978-79	Morris Harvey	W	100-70
1979-80	Northern Kentucky	W	80-55
1980-81	Youngstown State •	W	80-62
1981-82	Fairmont State	W	65-29
1982-83	Ohio	W	98-78
1983-84	Fairmont State	W	100-55
1984-85	St. Vincent	W	102-69
1985-86	West Virginia	L	64-68
1986-87	American	L	59-61
1987-88	Penn State	L	71-73
1988-89	Eastern Kentucky ••	L	79-82
1989-90	Cleveland State ••	W	77-73
1990-91	St. Francis (Pa.)	W	66-46
1991-92	Duquesne ••	W	78-74
1992-93	Iowa	L	59-70
1993-94	Duquesne	W	66-50
1994-95	Penn State	L	55-66
1995-96	Robert Morris	W	80-51
1996-97	Virginia	L	55-64
1997-98	Robert Morris	W	62-44
1998-99	Robert Morris ••••	W	89-49
1999-00	Lafayette	W	80-43
2000-01	Sacred Heart	W	68-58
2001-02	William & Mary	L	72-77
2002-03	Robert Morris	W	90-51
2003-04	Coppin State	L	61-75
2004-05	Robert Morris	W	78-59
2005-06	Akron	W	91-46
2006-07	California (PA)	W	71-58
2007-08	Ohio	W	69-55
2008-09	Penn State	W	80-59
2009-10	North Florida	W	61-35
2010-11	Youngstown State	W	78-58
2011-12	Hampton	L	37-60
2012-13	Youngstown state	L	50-64
2013-14	Bucknell	W	66-51
2014-15	Princeton	L	43-59
2015-16	Wagner	W	67-41
2016-17	Mount St. Mary's	W	89-54
2017-18	Youngstown State	W	66-58
2018-19	Central Florida	L	61-58
2019-20	Central Conn. St.	W	81-73
2020-21	George Mason	W	72-57

- Pitt Tournament
- Lady Panthers Invitational
- Pittsburgh Panther Invitational

ALL-TIME RECORD: 34-13
AT THE PETE (SINCE 2002-03): 14-5

OVERTIME RESULTS

Date	Opponent	Result	Score
1/20/80	at Eastern Michigan	L	79-74
12/6/80	DePaul	W	85-84
12/31/82	Miami (Fla.)	L	79-75 (2OT)
2/2/83	Cleveland State	W	75-68
1/7/84	Villanova	W	71-68
1/20/84	at South Carolina St.	W	73-67
12/22/84	at Youngstown State	L	86-84
1/2/85	at Providence	L	71-69 (2OT)
1/4/86	at Seton Hall	W	75-73
2/25/86	Marshall	W	78-75
2/2/88	at Robert Morris	W	83-82
2/6/88	Boston College	L	75-67
2/24/90	Connecticut	L	82-80
2/16/94	Villanova	L	67-65
3/24/94	vs. Gonzaga •	W	89-77
12/9/95	Providence	L	73-69
1/9/97	at Georgetown	L	74-67
1/1/00	Duquesne	W	62-57
11/25/00	at Kent State	L	77-67
1/13/01	West Virginia	W	75-67
2/24/01	at Boston College	L	65-63
12/14/02	Penn State	W	92-88
12/9/04	Penn State	L	84-79
1/9/07	Marquette	W	91-87
2/26/08	West Virginia	W	77-75
2/10/09	at Rutgers	W	61-53
12/20/09	at Austin Peay	W	76-75
2/2/10	Syracuse	L	80-87
1/29/11	Marquette	L	70-74
12/20/11	Indiana ••	W	77-72
12/31/11	Lafayette	W	74-69
2/14/12	Louisville	L	66-71
2/6/13	Providence	L	83-85 (2OT)
1/18/15	at Georgia Tech	W	75-72
2/19/15	Virginia	W	68-63
1/10/16	NC State	L	76-78 (3OT)
3/2/16	vs. North Carolina ••••	W	82-72
12/21/18	St. Francis (PA)	W	78-75
1/16/20	at Clemson	L	75-67
2/11/21	at Wake Forest	L	64-61

- National Women's Invitational Tour. (Amarillo, Texas)
- Caribbean Classic (Cancun, Mexico)
- ACC Tournament (Greensboro, N.C.)

ALL-TIME RECORD: 21-19
ALL-TIME RECORD IN HOME GAMES: 13-11
ALL-TIME RECORD IN AWAY GAMES: 6-8
ALL-TIME RECORD IN NEUTRAL SITE: 2-0
ALL-TIME RECORD IN DOUBLE OVERTIME: 0-3
ALL-TIME RECORD IN TRIPLE OVERTIME: 1-0

PITT 100-POINT GAMES

Date	Opponent	Result	Score
12/12/75	IUP	W	109-45
3/12/76	vs. Kean •	W	109-72
12/15/76	at Mercer	W	108-100
1/22/77	at C.C.A.C.	W	112-25
1/15/78	William Patterson	W	100-56
11/27/78	Morris Harvey	W	100-70
11/22/80	at Northern Kentucky	W	106-72
3/27/81	vs. Baylor ••	W	101-81
11/22/81	Niagara	W	100-61
12/5/81	Bowie State •••	W	112-62
11/22/83	Fairmont State	W	100-55
11/24/84	St. Vincent	W	102-69
12/6/88	Kent State	W	110-82
2/8/89	at Providence	L	105-123
12/18/90	Kent State	W	111-97
12/7/02	at Florida Atlantic	W	101-87
12/29/02	Norfolk State	W	104-78

- EAIW Regional Championships
- National Women's Invitational Tour. (Amarillo, Texas)
- Pitt Tournament

ALL-TIME RECORD: 16-1
ALL-TIME RECORD IN HOME GAMES: 10-0
ALL-TIME RECORD IN AWAY GAMES: 4-1
ALL-TIME RECORD IN NEUTRAL SITE: 2-0

OPPONENT 100-POINT GAMES

Date	Opponent	Result	Score
12/15/76	vs. Mercer •	W	108-100
3/10/77	vs. St. Joseph's ••	L	101-64
3/26/81	vs. Georgia •••	L	100-69
12/30/86	at Eastern Kentucky	L	101-93
1/28/87	Providence	L	103-68
2/8/89	at Providence	L	123-105
1/29/90	Providence	L	101-90
12/2/90	vs. Houston ••••	L	111-51
1/5/91	at Providence	L	111-87
2/2/91	Providence	L	108-97
3/3/91	vs. Providence •••••	L	107-92
1/3/92	at Providence	L	109-90
1/2/95	at Connecticut	L	100-67
11/25/95	at Virginia	L	103-56
2/19/97	at Connecticut	L	103-71
1/7/99	Connecticut	L	106-52
1/2/02	at Connecticut	L	112-43
1/17/12	at Notre Dame	L	120-44
1/16/14	Notre Dame	L	109-66
1/26/14	at Duke	L	111-67
1/3/19	at No. 2 Notre Dame	L	100-44

- Mississippi Invitational (Oxford, Miss.)
- EAIW Regional Championships
- National Women's Invitational Tour. (Amarillo, Texas)
- Buckeye Classic (Columbus, Ohio)
- Big East Tournament (Washington, D.C.)

ALL-TIME RECORD: 1-20
ALL-TIME RECORD IN HOME GAMES: 0-5
ALL-TIME RECORD IN AWAY GAMES: 0-11
ALL-TIME RECORD IN NEUTRAL SITE: 1-4

LARGEST MARGINS OF VICTORY

Date	Opponent	Score	Margin
1/22/77	at C.C.A.C	112-25	+87
12/12/75	IUP	109-45	+64
12/6/74	Duquesne	91-32	+59
12/16/08	Wagner	98-41	+57
11/27/82	National College	93-39	+54
1/10/76	C.C.A.C	82-29	+53
11/9/18	New Orleans	90-38	+52
12/2/09	at Youngstown State	89-37	+52
11/29/08	Youngstown State	92-42	+50
12/5/81	Bowie State	112-62	+50
1/19/77	at Kent State	98-38	+50

LARGEST MARGINS OF DEFEAT

Date	Opponent	Score	Margin
1/17/12	at Notre Dame	120-44	-76
1/2/02	at Connecticut	112-43	-69
12/2/90	vs. Houston •	111-51	-60
1/3/19	at No. 2 Notre Dame	100-44	-56
2/17/04	at Connecticut	97-42	-55
1/7/99	Connecticut	106-52	-54
12/15/00	at Connecticut	95-42	-53
12/14/03	at Penn State	96-44	-52
1/15/00	at Connecticut	88-36	-52
12/4/11	at Duke	92-43	-49
2/21/12	Connecticut	86-37	-49

• Buckeye Classic (Columbus, Ohio)

MOST COMBINED POINTS SCORED

Date	Opponent	Score	Total
2/8/89	at Providence	105-123	228
12/18/90	Kent State	111-97	208
12/5/76	vs. Mercer •	108-100	208
2/2/91	Providence	97-108	205
1/3/92	at Providence	90-109	199
3/3/91	vs. Providence ••	92-107	199
1/5/91	at Providence	87-111	198
12/30/86	at Eastern Kentucky	93-101	194
12/6/88	Kent State	110-82	192
1/29/90	Providence	90-101	191

• Mississippi Invitational (Oxford, Miss.)
 •• Big East Tournament (Washington, D.C.)

FEWEST COMBINED POINTS SCORED

Date	Opponent	Score	Total
1/27/01	at St. John's	33-38	71
12/20/98	at California	35-40	75
12/14/75	Cheyney State	32-47	79
2/17/76	Robert Morris	62-24	86
2/12/05	at St. John's	39-49	88
12/11/04	at Clemson	38-51	89
11/13/17	Cornell	51-39	90
2/7/98	at Villanova	42-48	90
3/21/15	vs. Chattanooga •	51-40	91
1/31/04	West Virginia	36-56	92

• NCAA Tournament, First and Second Rounds (Knoxville, Tenn.)

MOST POINTS SCORED IN A QUARTER

Date	Opponent	Points	Quarter
12/10/20	Virginia Tech	32	1st
2/16/17	Virginia Tech	32	4th
1/21/21	Miami	31	1st
12/13/20	Clemson	31	4th
12/31/17	Chicago State	31	3rd
2/16/21	Boston College	30	3rd
11/23/16	Slippery Rock	30	2nd
11/9/18	New Orleans	30	2nd
12/20/15	Rider	29	3rd
12/17/19	Miami (OH)	29	4th

FEWEST POINTS SCORED IN A QUARTER

Date	Opponent	Points	Quarter
2/10/19	Miami	2	2nd
2/1/20	Florida State	2	1st
1/21/16	Boston College	3	4th
2/28/16	Louisville	4	2nd
1/4/18	Wake Forest	4	2nd
11/13/17	Cornell	4	2nd
1/3/19	Notre Dame	4	2nd
1/19/20	Syracuse	4	4th
1/23/20	NC State	4	3rd
2/9/20	Notre Dame	4	4th

MOST POINTS ALLOWED IN A QUARTER

Date	Opponent	Points	Quarter
1/11/18	Virginia Tech	33	1st
1/03/19	Notre Dame	32	1st
2/25/21	NC State	30	3rd
1/23/20	NC State	30	3rd
2/16/21	Boston College	29	1st
2/16/17	Virginia Tech	29	4th
11/30/16	Purdue	29	3rd
1/07/16	Miami	29	3rd
2/21/19	Syracuse	28	2nd
2/17/19	Florida State	28	1st
1/17/19	Syracuse	28	3rd
1/03/19	Notre Dame	28	2nd
1/14/18	Georgia Tech	28	4th
12/12/15	Princeton	28	1st

FEWEST POINTS ALLOWED IN A QUARTER

Date	Opponent	Points	Quarter
11/21/16	Loyola	2	2nd
11/20/15	Delaware State	2	4th
11/13/17	Cornell	3	2nd
12/31/17	Chicago State	4	2nd
11/25/20	George Mason	5	1st
11/7/18	UCF	5	1st
12/20/17	Bucknell	5	2nd
11/29/17	Wisconsin	5	4th
11/19/17	Towson	5	1st
11/29/18	Northwestern	6	2nd
11/16/18	Cincinnati	6	1st
11/21/17	Cincinnati	6	2nd
11/10/17	Youngstown State	6	2nd

**ALL-TIME VS. RANKED OPPONENTS (Score order)**

DATE	LOCATION	OPPONENT	PITT RANKING	RESULT
1976-77 (0-3)				
12/16/76	A	#17 Kentucky		L, 67-61
2/15/77	A	#13 Maryland		L, 82-53
2/19/77	H	#3 Immaculata		L, 81-74
1977-78 (1-5)				
12/10/77	H	#18 Ohio State		L, 68-53
12/16/77	H	#5 Tennessee		L, 83-55
1/10/78	H	#8 Old Dominion		L, 75-56
1/24/78	A	#14 Penn State		L, 81-60
2/16/78	H	#7 Maryland		L, 86-68
3/4/78	H	#12 Penn State		W, 80-79
1978-79 (0-5)				
1/1/79	A	#1 Old Dominion		L, 97-55
1/24/79	A	#5 Maryland		L, 81-74
1/27/79	H	#12 Penn State		L, 68-56
2/15/79	H	#5 Cheyney State		L, 61-49
3/2/79	H	#5 Cheyney State		L, 62-66
1979-80 (0-3)				
12/20/79	H	#20 Mercer	#19	L, 90-78
1/2/80	H	#4 Texas		L, 68-65
1/26/80	H	#15 Maryland		L, 67-66
1980-81 (0-4)				
12/7/80	H	#9 Cheyney State		L, 65-55
1/21/81	H	#14 Maryland		L, 83-72
2/28/81	H	#5 Rutgers		L, 87-73
3/7/81	A	#9 Rutgers		L, 91-80
1981-82 (0-5)				
12/19/81	H	#3 South Carolina		L, 73-60
1/16/82	A	#5 N.C. State		L, 72-63
1/23/82	H	#6 Maryland		L, 74-72
1/30/82	A	#14 Penn State		L, 81-67
2/27/82	A	#7 Rutgers		L, 95-64
1982-83 (2-2)				
1/16/83	H	#5 Cheyney State		L, 97-56
1/28/83	H	#8 Tennessee		L, 73-60
2/12/83	H	#14 Penn State		W, 86-69
2/26/83	H	#18 Rutgers		W, 75-68
1983-84 (1-2)				
1/4/84	A	#11 Tennessee		L, 88-64
1/23/84	A	#17 Clemson		L, 94-72
2/11/84	H	#18 St. John's		W, 83-64
1984-85 (0-2)				
11/31/84	H	#2 Old Dominion		L, 89-64
2/4/85	H	#10 Penn State		L, 81-73
1985-86 (0-1)				
2/5/86	A	#14 Penn State		L, 91-51
1986-87: (Played no ranked teams)				
1987-88: (Played no ranked teams)				
1988-89: (Played no ranked teams)				
1989-90 (0-2)				
1/3/90	A	#23 Providence		L, 98-74
3/4/90	H	#22 Providence		L, 89-88
1990-91 (1-5)				
12/6/90	A	#13 Penn State		L, 88-57
1/5/91	A	#23 Providence		L, 111-87
1/26/91	H	#18 Connecticut		W, 61-59
2/2/91	H	#19 Providence		L, 108-97
2/25/91	A	#13 Connecticut		L, 79-55
2/3/91	H	#16 Providence		L, 107-92
1991-92 (0-2)				
1/11/92	H	#25 Miami		L, 73-54
2/11/92	A	#8 Miami		L, 79-64
1992-93 (0-2)				
12/4/92	H	#4 Iowa		L, 70-59
12/23/92	H	#23 Penn State		L, 82-69
1993-94 (0-7)				
12/4/93	H	#5 Vanderbilt		L, 82-64
12/19/93	A	#4 Penn State		L, 94-65
1/16/94	H	#24 Seton Hall		L, 63-52
2/4/94	H	#9 Connecticut		L, 80-63
2/13/94	H	#18 Seton Hall		L, 75-72
2/20/94	A	#4 Connecticut		L, 83-59
3/6/94	H	#15 Seton Hall		L, 66-53
1994-95 (0-6)				
12/4/94	H	#7 Penn State		L, 66-55
1/2/95	H	#2 Connecticut		L, 100-67
1/11/95	A	#20 Seton Hall		L, 73-57
1/28/95	H	#25 Seton Hall		L, 58-53
2/16/95	H	#1 Connecticut		L, 71-43
3/5/95	H	#1 Connecticut		L, 95-63
1995-96 (0-3)				
12/25/95	H	#6 Virginia		L, 103-56
12/6/95	H	#3 Penn State		L, 77-56
1/27/96	H	#3 Connecticut		L, 83-51
1996-97 (0-5)				
11/22/96	H	#7 Virginia		L, 64-55

12/7/96	H	#2 Connecticut		L, 78-51
12/15/96	H	#12 Penn State		L, 65-44
1/18/97	H	#21 Notre Dame		L, 65-49
2/19/97	H	#1 Connecticut		L, 103-71
1997-98 (0-2)				
12/27/97	A	#24 Florida Intl.		L, 80-65-80
1/14/98	H	#3 Connecticut		L, 83-46-83
1998-99 (0-4)				
1/7/99	H	#1 Connecticut		L, 106-52
1/16/99	H	#9 Notre Dame		L, 81-72
1/31/99	H	#5 Connecticut		L, 79-43
2/3/99	H	#12 Rutgers		L, 65-54
1999-00 (0-7)				
12/8/99	A	#13 Rutgers		L, 58-52
12/21/99	A	#6 Penn State		L, 76-56
1/15/00	A	#1 Connecticut		L, 88-35
1/18/00	H	#5 Notre Dame		L, 67-55
1/29/00	H	#18 Boston College		L, 85-54
2/9/00	A	#5 Notre Dame		L, 84-74
2/20/00	H	#19 Boston College		L, 66-52
2000-01 (0-5)				
12/16/00	H	#12 Penn State		L, 84-62
1/20/01	H	#1 Connecticut		L, 83-43
2/4/01	H	#14 Rutgers		L, 69-61
2/7/01	A	#1 Notre Dame		L, 72-58
2/14/01	H	#25 Villanova		L, 73-44
2001-02 (1-5)				
11/30/01	H	#20 Wisconsin		L, 92-75
12/16/01	A	#23 Penn State		L, 78-63
12/22/01	H	#17 N.C. State		W, 82-65
1/2/02	A	#1 Connecticut		L, 112-43
1/12/02	H	#24 Boston College		L, 81-57
2/16/02	A	#20 Boston College		L, 64-37
2002-03 (1-4)				
12/14/02	H	#11 Penn State		W, 92-88OT
1/25/03	H	#2 Connecticut		L, 76-55
2/11/03	H	#19 Villanova		L, 63-47
2/16/03	A	#23 Rutgers		L, 67-53
2/22/03	H	#22 Boston College		L, 78-52
2003-04 (0-5)				
12/14/03	A	#7 Penn State		L, 96-44
1/17/04	A	#21 Miami		L, 77-68
1/21/04	H	#23 VA Tech		L, 67-57
2/5/04	A	#25 Boston College		L, 79-44
2/17/04	A	#1 Connecticut		L, 97-42
2004-05 (0-6)				
1/11/05	A	#4 Rutgers		L, 68-41
1/26/05	H	#9 Connecticut		L, 89-53
1/29/05	A	#14 Boston College		L, 72-55
2/5/05	H	#6 Notre Dame		L, 75-47
2/22/05	A	#11 Connecticut		L, 97-49
2/25/05	H	#9 Rutgers		L, 63-42
2005-06 (0-4)				
1/3/06	A	#13 DePaul		L, 81-75
1/21/06	H	#5 Connecticut		L, 65-54
2/25/06	H	#7 Rutgers		L, 65-50
3/5/06	H	#15 DePaul		L, 69-46
2006-07 (1-5)				
12/21/06	H	#4 Duke	#22	L, 72-51
1/9/07	H	#16 Marquette		W, 91-87 [OT]
1/24/07	A	#18 Louisville		L, 72-59
2/17/07	A	#5 Connecticut		L, 82-68
3/4/07	H	#23 Marquette		L, 61-51
3/20/07	H	#3 Tennessee		L, 68-54
2007-08 (4-8)				
11/27/08	A	#3 Maryland		L, 90-77
12/8/07	H	#15 Duke		L, 51-49
1/6/08	A	#15 DePaul		W, 97-68
2/2/08	H	#4 Rutgers	#14	L, 64-60
2/10/08	A	#16 Notre Dame	#15	L, 81-66
2/13/08	A	#11 West Virginia	#18	L, 56-35
2/17/08	H	#2 Connecticut	#18	L, 90-64
2/26/08	H	#13 West Virginia		W, 77-75 [OT]
3/9/08	H	#9 Notre Dame		W, 64-53
3/10/08	H	#1 Connecticut		L, 74-47
3/24/08	H	#12 Baylor		W, 67-59
3/29/08	H	#4 Stanford		L, 72-53
2008-09 (2-6)				
11/16/08	H	#10 Texas A&M		L, 56-50
12/7/08	H	#8 Maryland	#28	W, 86-57
12/21/08	A	#20 Florida	#16	L, 90-83
2/3/09	H	#19 Notre Dame	#22	W, 82-70
2/15/09	A	#1 Connecticut	#19	L, 95-42
2/28/09	A	#8 Louisville	#15	L, 75-51
3/9/09	H	#5 Louisville	#15	L, 69-63
3/29/09	H	#4 Oklahoma	#15	L, 70-59
2009-10 (0-6)				
1/5/10	A	#22 West Virginia		L, 63-59
1/17/10	H	#18 West Virginia		L, 69-54
1/30/10	H	#1 Connecticut		L, 98-56
2/6/10	A	#3 Notre Dame		L, 86-76
2/10/10	H	#16 Georgetown		L, 66-63

3/1/10	H	#16 St. John's		L, 77-65
2010-11 (1-5)				
11/24/10	H	#6 Duke		L, 93-55
1/15/11	H	#12 Notre Dame		L, 82-50
1/22/11	A	#2 Connecticut		L, 66-46
2/5/11	A	#14 West Virginia		W, 60-53
2/19/11	H	#21 West Virginia		L, 90-79
3/5/11	N	#20 Marquette		L, 65-61
2011-12 (0-7)				
12/4/11	A	#7/6 Duke		L, 92-43
12/7/11	H	#19/20 Georgetown		L, 82-54
1/10/12	H	#8/9 Rutgers		L, 63-39
1/14/12	A	#21/19 DePaul		L, 86-83
1/17/12	A	#2/2 Notre Dame		L, 120-44
2/4/12	H	#19/16 Louisville		L, 71-66 [OT]
2/21/12	H	#4/4 Connecticut		L, 86-37
2012-13 (0-4)				
1/1/13	H	#2/3 Notre Dame		L, 73-47
2/9/13	A	#11 Louisville		L, 78-45
2/16/13	A	#23 Syracuse		L, 80-39
2/26/13	A	#3 Connecticut		L, 76-36
2013-14 (0-6)				
1/2/14	H	#21 Florida State		L, 78-69
1/16/14	H	#2 Notre Dame		L, 109-66
1/26/14	A	#3 Duke		L, 111-67
2/6/14	A	#10 Maryland		L, 94-46
2/13/14	A	#17 North Carolina		L, 86-50
2/27/14	H	#13 NC State		L, 79-68
2014-15 (2-9)				
11/23/14	A	rv/#23 James Madison		L, 80-64
1/4/15	H	#7/6 Louisville		L, 63-57
1/8/15	H	#8/6 North Carolina		W, 84-59
1/15/15	A	#20/19 Florida State		L, 58-43
1/22/15	H	#23/22 Syracuse		L, 68-60
1/29/15	A	#17/16 Duke		L, 62-45
2/8/15	H	#8/9 Louisville		L, 48-35
2/22/15	A	#25/rv Syracuse		L, 68-54
2/26/15	A	#4/4 Notre Dame		L, 87-59
3/21/15	N	#17/18 Chattanooga		W, 51-40
3/23/15	N	#6/5 Tennessee		L, 77-67
2015-16 (0-7)				
11/28/15	N	#6/6 Maryland		L, 70-49
1/3/16	H	#3/3 Notre Dame		L, 65-55
1/17/16	H	#16/14 Florida State		L, 66-55
2/11/16	H	#12/12 Louisville		L, 84-61
2/21/16	H	#23/18 Syracuse		L, 70-56
2/28/16	A	#10/10 Louisville		L, 65-36
3/3/17	N	#21/21 Miami [Fla.]		L, 77-55
2016-17 (0-9)				
1/2/17	H	#14/11 Miami [Fla.]		L, 82-50-82
1/8/17	A	#8/9 Louisville		L, 73-52
1/12/17	A	#6/6 Notre Dame		L, 86-54
1/26/17	A	#18/18 NC State		L, 55-42
1/29/17	H	#9/8 Louisville		L, 63-48
2/2/17	A	#24/21 Syracuse		L, 93-65
2/12/17	A	#14/15 Duke		L, 62-48
2/23/17	A	#8/11 Florida State		L, 79-48
2/26/17	H	#20/21 Syracuse		L, 73-57
2017-18 (0-7)				
12/7/17	A	#10/11 West Virginia		L, 73-52
1/18/18	H	#2/2 Louisville		L, 77-51
1/25/18	H	#5/5 Notre Dame		L, 87-53
1/28/18	H	#18/18 Duke		L, 58-46
2/4/18	H	#10/11 Florida State		L, 66-59
2/22/18	H	#21/22 NC State		L, 77-66
2/25/18	A	#4/5 Louisville		L, 81-49
2018-19 (0-8)				
1/3/19	A	#2 Notre Dame		L, 100-44
1/10/19	A	#8 NC State		L, 63-34
1/17/19	H	#12 Syracuse		L, 82-50
1/27/19	A	#4 Louisville		L, 70-42
2/10/19	H	#25 Miami		L, 65-51
2/17/19	A	#21 Florida State		L, 78-46
2/21/19	A	#18 Syracuse		L, 90-63
3/3/19	H	#3 Louisville		L, 67-40
2019-20 (0-4)				
1/23/20	H	#8 NC State		L, 88-44
1/26/20	A	#5 Louisville		L, 83-49
2/1/20	H	#14 Florida State		L, 66-41
2/23/20	H	#5 Louisville		L, 79-47
2020-21 (0-2)				
2/18/21	H	#3 Louisville		L, 82-58
2/25/21	A	#2 NC State		L, 83-53
ALL-TIME RECORD: 17-198 WHEN BOTH TEAMS ARE RANKED: 2-11 ALL-TIME RECORD IN HOME GAMES: 14-114 ALL-TIME RECORD IN AWAY GAMES: 2-80 ALL-TIME RECORD IN NEUTRAL SITE GAMES: 1-4 * - Big East Tournament (Hartford, Conn.)				

GREAT PANTHER SCORERS (1,000+ POINTS)



1. **LORRI JOHNSON (1987-91)**
2,312 CAREER POINTS
113 GAMES >> 20.5 PPG



11. **LAINÉ SELWYN (1999-03)**
1,344 CAREER POINTS
111 GAMES >> 12.1 PPG



2. **JENNIFER BRUCE (1981-85)**
2,295 CAREER POINTS
112 GAMES >> 20.5 PPG



12. **XENIA STEWART (2005-09)**
1,330 CAREER POINTS
131 GAMES >> 10.1 PPG




3. **SHAVONTE ZELLOUS (2005-09)**
2,251 CAREER POINTS
133 GAMES >> 16.9 PPG



13. **LATIA HOWARD (1994-96)**
1,155 CAREER POINTS
88 GAMES >> 13.1 PPG



4. **DEBBIE LEWIS (1977-82)**
1,941 CAREER POINTS
126 GAMES >> 15.4 PPG



14. **MANDY WITTENMYER (1999-03)**
1,152 CAREER POINTS
96 GAMES >> 12.0 PPG



5. **BRIANNA KIESEL (2011-15)**
1,938 CAREER POINTS
122 GAMES >> 15.9 PPG



15. **BROOKE STEWART (1999-03)**
1,114 CAREER POINTS
111 GAMES >> 10.0 PPG



6. **MARCEDES WALKER (2004-08)**
1,870 CAREER POINTS
125 GAMES >> 15.0 PPG



16. **CONNIE HURT (1987-91)**
1,103 CAREER POINTS
105 GAMES >> 10.5 PPG



7. **JONNA HUEMRICH (1990-94)**
1,807 CAREER POINTS
116 GAMES >> 15.6 PPG




17. **JANIA SIMS (2006-11)**
1,097 CAREER POINTS
109 GAMES >> 10.1 PPG



8. **PAM MIKLASEVICH (1979-83)**
1,637 CAREER POINTS
102 GAMES >> 16.0 PPG



18. **YACINE DIOP (2014-18)**
1,093 CAREER POINTS
93 GAMES >> 11.8 PPG



9. **WANDA RANDOLPH (1976-79)**
1,479 CAREER POINTS
78 GAMES >> 19.0 PPG



19. **JENNIFER SHINGLER (1986-90)**
1,081 CAREER POINTS
108 GAMES >> 10.0 PPG




10. **TANEISHA HARRISON (2007-11)**
1,372 CAREER POINTS
130 GAMES >> 10.6 PPG

GREAT PANTHER REBOUNDERS (900+)



1. **MARCEDES WALKER (2004-08)**
1,162 CAREER REBOUNDS



5. **JENNIFER BRUCE (1981-85)**
998 CAREER REBOUNDS



2. **WANDA RANDOLPH (1976-79)**
1,107 CAREER REBOUNDS



6. **PAM MIKLASEVICH (1979-83)**
968 CAREER REBOUNDS



3. **GAIL AUGHBURNS (1978-82)**
1,007 CAREER REBOUNDS



7. **JONNA HUEMRICH (1990-94)**
954 CAREER REBOUNDS



4. **CHELSEA COLE (2007-11)**
1,003 CAREER REBOUNDS



8. **LORRI JOHNSON (1987-91)**
908 CAREER REBOUNDS

PANTHERS 1,000 POINT /1,000 REBOUND CLUB



MARCEDES WALKER (2004-08)
1,870 CAREER POINTS / 1,162 CAREER REBOUNDS



WANDA RANDOLPH (1976-79)
1,479 CAREER POINTS / 1,107 CAREER REBOUNDS

PANTHERS RECORDS

INDIVIDUAL RECORDS

SINGLE GAME

Points	45, Lorri Johnson vs. Kent State (12/18/90)
Field Goal Attempts	31, Wanda Randolph vs. Tennessee (12/16/77)
Field Goal % (min. 10 attempts)	1.000 (12-12), Kalista Walters vs. Chicago State (12/31/17)
3FG Made	7, 7x, last Alayna Gribble vs. Georgia Tech (1/14/18)
3FG Attempts	18, Erin Maloy vs. Miami (1/11/92)
3FG Percentage	100.0 (5-5) 2x, last Jasmine Whitney vs. Mount St. Mary's (11/12/16)
Free Throws Made	16, Laine Selwyn vs. Providence (2/26/02)
Free Throw Attempts	19, Jennifer Bruce vs. Seton Hall (2/13/85)
Free Throw Percentage	100.0, (13-13) Brenna Wise vs. Virginia Tech (2/16/17)
Rebounds	30, Debbie Jones vs. Glassboro (12/13/75)
Assists	16, 3x, last Laine Selwyn vs. St. Francis (12/30/01)
Blocks	11, Wanda Randolph vs. St. Joseph's (2/10/78)
Steals	10, Debbie Lewis vs. Wyoming (11/30/80)

SEASON

Points	747, Shavonte Zellous (2008-09)
Scoring Average	24.3, Jennifer Bruce (1984-85)
Field Goals Made	266, Lorri Johnson (1988-89)
3FG Made	73, Erin Maloy (1991-92)
Free Throws Made	198, Shavonte Zellous (2008-09)
Rebounds	402, Wanda Randolph (1976-77)
Assists	186, Debbie Lewis (1981-82) & Kim Tirik (1983-84)
Blocks	93, Wanda Randolph (1977-78)
Steals	99, Carol Morton (1994-95)
Minutes	1,172, Mallorie Winn (2005-06) & Shavonte Zellous (2006-07)

CAREER

Points	2,312, Lorri Johnson (1987-91)
Field Goals Made	896, Jennifer Bruce (1981-95)
Field Goal Attempts	1,862, Shavonte Zellous (2005-09)
Field Goal Percentage	.577, Turia Ransom (1989-93)
3FG Made	195, Brooke Stewart (1999-03)
3FG Attempts	641, Brooke Stewart (1999-03)
Free Throws Made	595, Shavonte Zellous (2005-09)
Free Throw Attempts	793, Shavonte Zellous (2005-09)
Free Throw Percentage	.814, Stephanie Petho (1992-96)
Rebounds	1,162, Mercedes Walker (2004-08)
Assists	638, Debbie Lewis (1977-81)
Blocks	241, Gail Aughburns (1978-82)
Steals	290, Carol Morton (1991-95)

TEAM RECORDS

SINGLE GAME

Points	112 vs. Allegheny CC (1/22/77) 112 vs. Bowie State (12/5/81)
Field Goals Made	51 vs. Allegheny CC (1/22/77)
Field Goal Attempts	113 vs. Kent State (1/24/77)
3FG Made	15 vs. Arkansas State (11/25/17)
3FG Attempts	35 vs. Notre Dame (1/25/18)
Free Throws Made	37 vs. Providence (1/23/10)
Free Throw Attempts	52 vs. St. John's (3/4/95)
Rebounds	68 vs. Providence (2/6/13)
Assists	34 at Florida Atlantic (12/7/02)
Blocks	14 vs. Loyola (Md.) (11/30/14)
Steals	25 vs. Niagara (11/22/81)
Fouls	35 vs. Providence (2/8/89)

SEASON

Points	2,465 (2007-08)
Scoring Average	77.8 (1976-77)
Field Goal Percentage	.464 (1984-85)
3FG Percentage	.355 (2008-09)
Free Throw Percentage	.754 (2016-17)
Rebounds	1,452 (2007-08)
Rebound Average	48.8 (1976-77)
Assists	508 (2007-08)
Steals	354 (1980-81)



Lorri Johnson is the Panthers all-time leading scorer with 2,312 career points scored as well as the single game scoring leader as she netted 45 points against Kent State in 1990.

SCORING RECORDS

TEAM RECORDS

POINTS SCORED

Game	112 vs. Allegheny CC (1/22/77), vs. Bowie State (12/5/81)
Season	2,465 (2007-08)

SCORING AVERAGE

Season	77.8 (1976-77)
--------	----------------

INDIVIDUAL RECORDS

POINTS SCORED

Game	45, Lorri Johnson vs. Kent State (12/18/90)
Season	747, Shavonte Zellous (2008-09)
Career	2,312, Lorri Johnson (1987-91)

HIGHEST SCORING AVERAGE

Season	24.3, Jennifer Bruce (1984-85)
--------	--------------------------------

CAREER LEADERS

POINTS SCORED

	Pts.	Player	Seasons
1.	2,312	Lorri Johnson	1987-91
2.	2,295	Jennifer Bruce	1981-85
3.	2,251	Shavonte Zellous	2005-09
4.	1,941	Debbie Lewis	1978-82
5.	1,938	Brianna Kiesel	2011-15
6.	1,870	Mercedes Walker	2004-08
7.	1,807	Jonna Huemrich	1990-94
8.	1,637	Pam Miklasevich	1979-83
9.	1,479	Wanda Randolph	1976-79
10.	1,372	Taneisha Harrison	2007-11

SEASON LEADERS

POINTS SCORED

	Pts.	Player	Season
1.	747	Shavonte Zellous	2008-09
2.	681	Jennifer Bruce	1984-85
3.	677	Lorri Johnson	1988-89
4.	666	Jennifer Bruce	1983-84
5.	645	Lorri Johnson	1990-91
6.	631	Shavonte Zellous	2006-07
7.	619	Shavonte Zellous	2007-08
8.	590	Brianna Kiesel	2014-15
9.	578	Jennifer Bruce	1982-83
10.	575	Pam Miklasevich	1979-80

BY CLASS

Freshman:	575	Pam Miklasevich	1979-80
Sophomore:	667	Lorri Johnson	1988-89
Junior:	666	Jennifer Bruce	1983-84
Senior:	747	Shavonte Zellous	2008-09

SCORING AVERAGE

	PPG	Player	Season
1.	24.3	Jennifer Bruce	1984-85
2.	24.2	Lorri Johnson	1988-89
3.	23.8	Jennifer Bruce	1983-84
4.	23.0	Lorri Johnson	1990-91
5.	22.6	Shavonte Zellous	2008-09
6.	21.2	Wanda Randolph	1976-77
7.	20.6	Jennifer Bruce	1982-83
8.	20.3	Lorri Johnson	1989-90
9.	19.1	Shavonte Zellous	2006-07
10.	18.5	Wanda Randolph	1977-78

SINGLE-GAME LEADERS

	Pts.	Player	Date	Opponent
1.	45	Lorri Johnson	12/18/90	vs. Kent State
2.	42	Shavonte Zellous	12/21/08	vs. Florida
3.	39	Lorri Johnson	11/29/90	vs. Duquesne
	39	Lorri Johnson	1/11/89	vs. Syracuse
	39	Wanda Randolph	1/22/77	vs. Mercer

YEAR-BY-YEAR LEADERS

Year	Leader	Pts.-Avg.
1974-75	Mary Ellen Klobchar	216-13.5
1975-76	Debbie Jones	334-13.9
1976-77	Wanda Randolph	550-21.2
1977-78	Wanda Randolph	500-18.5
1978-79	Wanda Randolph	429-17.1
1979-80	Pam Miklasevich	575-18.0
1980-81	Pam Miklasevich	432-14.9
1981-82	Debbie Lewis	464-16.6
1982-83	Jennifer Bruce	578-20.6
1983-84	Jennifer Bruce	666-23.8
1984-85	Jennifer Bruce	681-24.3
1985-86	Kim Gannis	382-14.7
1986-87	Sally Sheerer	342-14.3
1987-88	Lorri Johnson	422-14.6
1988-89	Lorri Johnson	677-24.2
1989-90	Lorri Johnson	568-20.3
1990-91	Lorri Johnson	645-23.0
1991-92	Jonna Huemrich	472-16.3
1992-93	Jonna Huemrich	485-18.0
1993-94	Jonna Huemrich	560-18.1
1994-95	Jenine Joyce/Stephanie Petho	357-12.8
1995-96	Latia Howard	409-13.6
1996-97	Latia Howard	446-14.9
1997-98	Alecia Balich	229-8.5
1998-99	Nickeia Morris	354-13.1
1999-00	Mandy Wittenmyer	339-12.1
2000-01	Mandy Wittenmyer	322-12.4
2001-02	Laine Selwyn	394-14.6
2002-03	Laine Selwyn	458-16.4
2003-04	Latoya Kincaid	374-14.4
2004-05	Mercedes Walker	347-13.3
2005-06	Mercedes Walker	553-16.8
2006-07	Shavonte Zellous	631-19.1
2007-08	Shavonte Zellous	619-18.2
2008-09	Shavonte Zellous	747-22.6
2009-10	Taneisha Harrison	400-12.9
2010-11	Taneisha Harrison	479-15.5
2011-12	Brianna Kiesel	408-13.6
2012-13	Brianna Kiesel	448-14.9
2013-14	Brianna Kiesel	492-16.4
2014-15	Brianna Kiesel	590-18.4
2015-16	Brenna Wise	332-10.7
2016-17	Brenna Wise	428-14.3
2017-18	Yacine Diop	470-15.7
2018-19	Danielle Garven	367-11.8
2019-20	Dayshyanette Harris	380-12.7
2020-21	Jayla Everett	293-15.4



Jennifer Bruce led the Panthers in scoring three times during her impressive career. She currently ranks second in program history in career points (2,295) while posting the highest scoring average (24.3 ppg) during the 1984-85 campaign.

REBOUNDING RECORDS

TEAM RECORDS

REBOUNDS

Game	68 vs. Providence (2/6/13)
Season	1,452 (2007-08)

REBOUNDS PER GAME

Season	48.8 (1976-77)
--------	----------------

INDIVIDUAL RECORDS

REBOUNDS

Game	30, Debbie Jones vs. Glassboro (12/13/75)
Season	402, Wanda Randolph (1976-77)
Career	1,162, Mercedes Walker (2004-08)

REBOUNDS PER GAME

Season	15.5, Wanda Randolph (1976-77)
--------	--------------------------------

CAREER LEADERS

REBOUNDS

Rebs.	Player	Seasons
1. 1,162	Mercedes Walker	2004-08
2. 1,107	Wanda Randolph	1976-79
3. 1,007	Gail Aughburns	1978-82
4. 1,003	Chelsea Cole	2007-11
5. 998	Jennifer Bruce	1981-85
6. 968	Pam Miklasevich	1979-83
7. 954	Jonna Huemrich	1990-94
8. 908	Lorri Johnson	1987-91
9. 753	Shavonte Zellous	2005-09
10. 664	Latia Howard	1994-97

SEASON LEADERS

REBOUNDS

Rebs.	Player	Season
1. 402	Wanda Randolph	1976-77
2. 391	Pam Miklasevich	1979-80
3. 372	Wanda Randolph	1977-78
4. 340	Chelsea Cole	2009-10
5. 334	Debbie Jones	1975-76
6. 333	Wanda Randolph	1978-79
7. 320	Mercedes Walker	2007-08
8. 318	Chelsea Cole	2010-11
9. 306	Mercedes Walker	2006-07
10. 302	Gail Aughburns	1979-80

BY CLASS

Freshman:	402	Wanda Randolph	1976-77
Sophomore:	372	Wanda Randolph	1977-78
Junior:	340	Chelsea Cole	2009-10
Senior:	320	Mercedes Walker	2007-08

REBOUNDS PER GAME

RPG	Player	Season
1. 15.5	Wanda Randolph	1976-77
2. 13.9	Debbie Jones	1975-76
3. 13.8	Wanda Randolph	1977-78
4. 13.3	Wanda Randolph	1978-79
5. 12.2	Pam Miklasevich	1979-80
6. 11.4	Debbie Jones	1974-75
7. 11.3	Chelsea Cole	2009-10
8. 10.3	Chelsea Cole	2010-11
10.3	Jennifer Bruce	1983-84
10. 10.2	Gail Aughburns	1982-82

SINGLE-GAME LEADERS

Rebs.	Player	Date	Opponent
1. 30	Debbie Jones	12/13/75	vs. Glassboro
2. 25	Wanda Randolph	2/18/77	vs. Lock Haven
3. 23	Pam Miklasevich	1/30/80	vs. Syracuse
23	Wanda Randolph	2/24/77	vs. Edinboro
23	Debbie Jones	2/28/76	vs. Temple

YEAR-BY-YEAR LEADERS

Year	Leader	Rebs.-Avg.
1974-75	Debbie Jones	171-11.4
1975-76	Debbie Jones	334-13.9
1976-77	Wanda Randolph	402-15.5
1977-78	Wanda Randolph	372-13.8
1978-79	Wanda Randolph	333-13.3
1979-80	Pam Miklasevich	391-12.2
1980-81	Gail Aughburns	281-9.4
1981-82	Gail Aughburns	276-10.2
1982-83	Jennifer Bruce	268-9.6
1983-84	Jennifer Bruce	103-10.3
1984-85	Jennifer Bruce	246-8.8
1985-86	Sally Sheerer	151-6.3
1986-87	Sally Sheerer	198-8.3
1987-88	Sally Sheerer	192-6.6
1988-89	Lorri Johnson	243-8.7
1989-90	Lorri Johnson	228-8.1
1990-91	Lorri Johnson	256-9.1
1991-92	Jonna Huemrich	230-7.9
1992-93	Jonna Huemrich	233-8.6
1993-94	Jonna Huemrich	296-9.5
1994-95	Latia Howard	223-8.0
1995-96	Latia Howard	218-7.3
1996-97	Latia Howard	223-7.4
1997-98	Nickeia Morris	211-8.4
1998-99	Nickeia Morris	222-8.2
1999-00	Mandy Wittenmyer	218-7.8
2000-01	Mandy Wittenmyer	218-8.4
2001-02	Laine Selwyn	158-5.9
2002-03	Laine Selwyn	174-6.2
2003-04	Latoya Kincaid	190-7.3
2004-05	Mercedes Walker	236-9.1
2005-06	Mercedes Walker	300-9.1
2006-07	Mercedes Walker	306-9.6
2007-08	Mercedes Walker	320-9.4
2008-09	Shayla Scott	221-6.7
2009-10	Chelsea Cole	340-11.3
2010-11	Chelsea Cole	318-10.3
2011-12	Leeza Burdgress	210-7.2
2012-13	Asia Logan	201-7.2
2013-14	Asia Logan	208-6.7
2014-15	Stasha Carey	245-7.7
2015-16	Brenna Wise	235-7.6
2016-17	Brenna Wise	193-6.4
2017-18	Yacine Diop	193-6.4
2018-19	Cara Judkins	173-5.6
2019-20	Amber Brown	238-7.7
2020-21	Rita Igbokwe	117-6.2



Chelsea Cole led Pitt in rebounding in 2009-10 (11.3 rpg) and 2010-11 (10.3 rpg). Her 11.3 rpg were the most in a single season by a Pitt player since 1979-80 when Pam Miklasevich grabbed 12.2 rpg.

ASSIST RECORDS

TEAM RECORDS

MOST ASSISTS

Game	34 at Florida Atlantic (12/7/02)
Season	508 (2007-08)

INDIVIDUAL RECORDS

MOST ASSISTS

Game	16, Laine Selwyn vs. St. Francis (12/30/01)
	Kim Tirik vs. West Virginia (1/18/84)
	Debbie Lewis vs. La Salle (1/30/78)
Season	186, Kim Tirik (1983-84)
	Debbie Lewis (1981-82)
Career	638, Debbie Lewis (1977-81)

CAREER LEADERS

ASSISTS

	Asts.	Player	Seasons
1.	638	Debbie Lewis	1977-81
2.	592	Kim Tirik	1982-86
3.	534	Carol Morton	1991-95
4.	530	Laine Selwyn	1999-03
5.	433	Brianna Kiesel	2011-15
	433	Jania Sims	2006-11
7.	393	Jennifer Shingler	1986-90
8.	392	Xenia Stewart	2005-09
9.	374	Jasmine Whitney	2016-19
10.	366	Amy Kunich	2001-05

SEASON LEADERS

ASSISTS

	Asts.	Player	Season
1.	186	Kim Tirik	1983-84
	186	Debbie Lewis	1981-82
3.	184	Carol Morton	1993-94
4.	178	Carol Morton	1994-95
5.	170	Kim Tirik	1984-85
6.	165	Debbie Lewis	1979-80
7.	164	Laine Selwyn	2002-03
8.	161	LaToya Blanton	1998-99
9.	158	Laine Selwyn	2001-02
10.	152	Jania Sims	2006-07

BY CLASS

Freshman:	152	Jania Sims	2006-07
Sophomore:	165	Debbie Lewis	1979-80
Junior:	184	Carol Morton	1993-94
Senior:	186	Debbie Lewis	1981-82

SINGLE-GAME LEADERS

	Asts.	Player	Date	Opponent
1.	16	Laine Selwyn	12/30/01	vs. St. Francis
	16	Kim Tirik	1/18/84	vs. West Virginia
	16	Debbie Lewis	1/30/78	vs. La Salle
4.	15	Debbie Lewis	2/6/82	vs. Cleveland State
5.	14	Three players tied		

YEAR-BY-YEAR LEADERS

Year	Leader	Asts.
1976-77	Kathy Paczkowski	46
1977-78	Debbie Lewis	108
1978-79	Kathy Paczkowski	119
1979-80	Debbie Lewis	165
1980-81	Debbie Lewis	150
1981-82	Debbie Lewis	186
1982-83	Kim Tirik	116
1983-84	Jennifer Bruce	103
1984-85	Kim Tirik	170
1985-86	Kim Tirik	116
1986-87	Jen Shingler	81
1987-88	Jen Shingler	101
1988-89	Jen Shingler	121
1989-90	Maureen McConnell	139
1990-91	Maureen McConnell	95
1991-92	Carol Morton	109
1992-93	Jonna Huemrich	68
1993-94	Carol Morton	184
1994-95	Carol Morton	178
1995-96	Jo Jo Guzman	109
1996-97	Jo Jo Guzman	127
1997-98	Monique Toney	72
1998-99	LaTonya Blanton	161
1999-00	Monique Toney	126
2000-01	Laine Selwyn	125
2001-02	Laine Selwyn	158
2002-03	Laine Selwyn	164
2003-04	Amy Kunich	53
2004-05	Amy Kunich	119
2005-06	Mallorie Winn	131
2006-07	Jania Sims	152
2007-08	Mallorie Winn	121
2008-09	Xenia Stewart	98
2009-10	Jania Sims	117
2010-11	Jania Sims	115
2011-12	Brianna Kiesel	89
2012-13	Brianna Kiesel	89
2013-14	Brianna Kiesel	111
2014-15	Brianna Kiesel	144
2015-16	Aysia Bugg	117
2016-17	Jasmine Whitney	100
2017-18	Jasmine Whitney	134
2018-19	Jasmine Whitney	140
2019-20	Dayshyanette Harris	79
2020-21	Dayshyanette Harris	70



Jasmine Whitney led the Panthers in assists three straight seasons (2016-19) while going over the 100 assist plateau in each season. Whitney ranks ninth in school history with 374 career assists.

BLOCK RECORDS

TEAM RECORDS

MOST BLOCKS

Game 14 vs. Loyola (Md.) (11/30/14)

INDIVIDUAL RECORDS

BLOCKS

Game 11, Wanda Randolph vs. St. Joseph's (2/10/78)
 Season 93, Wanda Randolph (1977-78)
 Career 241, Gail Aughburns (1978-82)

CAREER LEADERS

BLOCKS

	Blks.	Player	Seasons
1.	241	Gail Aughburns	1978-82
2.	211	Wanda Randolph	1976-79
3.	203	Jennifer Bruce	1981-85
4.	190	Nickeia Morris	1996-00
5.	189	Connie Hurt	1987-91
6.	171	Chelsea Cole	2007-11
7.	170	Kim Tirik	1982-86
8.	162	Jill McElhinny	1989-93
9.	147	Jennifer Shingler	1986-90
10.	142	Pam Miklasevich	1979-83

SEASON LEADERS

BLOCKS

	Blks.	Player	Season
1.	93	Wanda Randolph	1977-78
2.	83	Monica Wignot	2014-15
3.	77	Gail Aughburns	1979-80
4.	73	Gail Aughburns	1980-81
5.	64	Wanda Randolph	1978-79
6.	62	Connie Hurt	1989-90
7.	61	Nickeia Morris	1998-99
8.	60	Rita Igbokwe	2019-20
9.	59	Nickeia Morris	1997-98
10.	56	Chelsea Cole	2010-11
	56	Gail Aughburns	1981-82

BY CLASS

Freshman:	60	Rita Igbokwe	2019-20
Sophomore:	93	Wanda Randolph	1977-78
Junior:	73	Gail Aughburns	1980-81
Senior:	83	Monica Wignot	2014-15

SINGLE-GAME LEADERS

	Blks.	Player	Date	Opponent
1.	11	Wanda Randolph	2/10/78	vs. St. Joseph's
2.	10	Wanda Randolph	2/24/77	vs. Edinboro
3.	9	Monica Wignot	1/15/15	at Georgia Tech
	9	Renita Aughburns	1/16/80	vs. Edinboro
	9	Wanda Randolph	2/22/78	vs. Edinboro

YEAR-BY-YEAR LEADERS

Year	Leader	Blks.
1975-76	Debbie Jones	13
1976-77	Wanda Randolph	54
1977-78	Wanda Randolph	93
1978-79	Wanda Randolph	64
1979-80	Gail Aughburns	77
1980-81	Gail Aughburns	73
1981-82	Gail Aughburns	56
1982-83	Jennifer Bruce	28
1983-84	Jennifer Bruce	29
1984-85	Jenny Tynner	39
1985-86	Tabatha Long	6
1986-87	Sally Sheerer	11
1987-88	Connie Hurt	26
1988-89	Connie Hurt	45
1989-90	Connie Hurt	62
1990-91	Connie Hurt	54
1991-92	Carolyn Miller	17
1992-93	Jonna Huemrich	27
1993-94	Jonna Huemrich	27
1994-95	Latia Howard	32
1995-96	Latia Howard	28
1996-97	Nickeia Morris	25
1997-98	Nickeia Morris	59
1998-99	Nickeia Morris	61
1999-00	Nickeia Morris	45
2000-01	Bettina Love	35
2001-02	Bettina Love	32
2002-03	Mandy Wittenmyer	19
2003-04	Jennifer Brown	20
2004-05	Jennifer Brown	24
2005-06	Mercedes Walker	36
2006-07	Mercedes Walker	35
2007-08	Chelsea Cole	38
2008-09	Pepper Wilson	44
2009-10	Chelsea Cole	43
2010-11	Chelsea Cole	56
2011-12	Kyra Dunn	36
2012-13	Asia Logan	19
2013-14	Asia Logan	37
2014-15	Monica Wignot	83
2015-16	Stasha Carey	48
2016-17	Brandi Harvey-Carr	31
2017-18	Kalista Walters	53
2018-19	Cara Judkins	34
2019-20	Rita Igbokwe	60
2020-21	Rita Igbokwe	29



After a four-year standout career on the Pitt volleyball team, **Monica Wignot** played her first season of basketball in 2014-15 and recorded a team-high 83 blocks, the 2nd most in a single season in program history.

STEAL RECORDS

TEAM RECORDS

MOST STEALS

Game	25 vs. Niagara (11/22/81)
Season	354 (1980-81)

INDIVIDUAL RECORDS

MOST STEALS

Game	10, Debbie Lewis vs. Wyoming (11/30/80)
Season	99, Carol Morton (1994-95)
Career	290, Carol Morton (1991-95)

CAREER LEADERS

STEALS

	Stls.	Player	Seasons
1.	290	Carol Morton	1991-95
2.	250	Debbie Lewis	1978-82
3.	232	Laine Selwyn	1999-03
4.	224	Jonna Huemrich	1990-94
5.	218	Lorri Johnson	1987-91
6.	209	Gail Aughburns	1978-82
7.	203	Jennifer Bruce	1981-85
8.	198	Brianna Kiesel	2011-15
9.	170	Kim Tirik	1982-86
10	162	Jasmine Whitney	2016-19
	162	Jill McElhinny	1989-93

SEASON LEADERS

STEALS

	Stls.	Player	Season
1.	99	Carol Morton	1994-95
2.	94	Carol Morton	1993-94
3.	92	Debbie Lewis	1980-81
4.	86	Laine Selwyn	2002-03
5.	78	Debbie Lewis	1979-80
6.	76	Lisa Fubio	1984-85
7.	75	Lorri Johnson	1998-89
8.	71	Lorri Johnson	1989-90
	71	Gail Aughburns	1989-81
10.	68	Brianna Kiesel	2014-15

BY CLASS

Freshman:	65	Michelle Katkowski	1996-97
Sophomore:	78	Debbie Lewis	1979-80
Junior:	94	Carol Morton	1993-94
Senior:	99	Carol Morton	1994-95

SINGLE-GAME LEADERS

	Stls.	Player	Date	Opponent
1.	10	Debbie Lewis	11/30/80	vs. Wyoming
2.	9	Laine Selwyn	1/15/03	vs. Virginia Tech
	9	Carol Morton	1/14/95	vs. Boston College
	9	Debbie Lewis	12/6/80	vs. DePaul
	9	Debbie Lewis	1/26/80	vs. Maryland

YEAR-BY-YEAR LEADERS

Year	Leader	Stls.
1978-79	Wanda Randolph	37
1979-80	Debbie Lewis	78
1980-81	Debbie Lewis	92
1981-82	Debbie Lewis	63
1982-83	Jennifer Bruce	67
1983-84	Lisa Fubio	60
1984-85	Lisa Fubio	76
1985-86	Kim Gannis	48
1986-87	Jane Plake	35
1987-88	Jen Shingler	30
1988-89	Lorri Johnson	75
1990-91	Jonna Huemrich	53
1991-92	Carol Morton	61
1992-93	Jill McElhinny	46
1993-94	Carol Morton	94
1994-95	Carol Morton	99
1995-96	Gina Montesano	48
1996-97	Michelle Katkowski	65
1997-98	Monique Toney	32
1998-99	LaTonya Blanton	39
1999-00	Monique Toney	41
2000-01	Laine Selwyn	53
2001-02	Laine Selwyn	67
2002-03	Laine Selwyn	86
2003-04	Latoya Kincaid	31
2004-05	Katie Histed	34
2005-06	Mercedes Walker	49
2006-07	Xenia Stewart	51
2007-08	Taneisha Harrison	38
2008-09	Xenia Stewart	52
2009-10	Taneisha Harrison	38
2010-11	Taneisha Harrison	34
2011-12	Ashlee Anderson	43
2012-13	Brianna Kiesel	46
2013-14	Brianna Kiesel	49
2014-15	Brianna Kiesel	68
2015-16	Stasha Carey	54
2016-17	Kauai Bradley	51
2017-18	Jasmine Whitney	52
2018-19	Jasmine Whitney	65
2019-20	Dayshyanette Harris	53
2020-21	Dayshyanette Harris	20



Laine Selwyn ranks 3rd all-time in steals in a career at Pitt (232). She led the Panthers in thefts in three of her four seasons sporting the blue and gold.

YEAR-BY-YEAR STATISTICAL LEADERS

SCORING

Year	Leader	Pts.-Avg.
1974-75	Mary Ellen Klobchar	216-13.5
1975-76	Debbie Jones	334-13.9
1976-77	Wanda Randolph	550-21.2
1977-78	Wanda Randolph	500-18.5
1978-79	Wanda Randolph	429-17.1
1979-80	Pam Miklasevich	575-18.0
1980-81	Pam Miklasevich	432-14.9
1981-82	Debbie Lewis	464-16.6
1982-83	Jennifer Bruce	578-20.6
1983-84	Jennifer Bruce	666-23.8
1984-85	Jennifer Bruce	681-24.3
1985-86	Kim Gannis	382-14.7
1986-87	Sally Sheerer	342-14.3
1987-88	Lorri Johnson	422-14.6
1988-89	Lorri Johnson	677-24.2
1989-90	Lorri Johnson	568-20.3
1990-91	Lorri Johnson	645-23.0
1991-92	Jonna Huemrich	472-16.3
1992-93	Jonna Huemrich	485-18.0
1993-94	Jonna Huemrich	560-18.1
1994-95	Jenine Joyce/Stephanie Petho	357-12.8
1995-96	Latia Howard	409-13.6
1996-97	Latia Howard	446-14.9
1997-98	Alecia Balich	229-8.5
1998-99	Nickeia Morris	354-13.1
1999-00	Mandy Wittenmyer	339-12.1
2000-01	Mandy Wittenmyer	322-12.4
2001-02	Laine Selwyn	394-14.6
2002-03	Laine Selwyn	458-16.4
2003-04	Latoya Kincaid	374-14.4
2004-05	Mercedes Walker	347-13.3
2005-06	Mercedes Walker	553-16.8
2006-07	Shavonte Zellous	631-19.1
2007-08	Shavonte Zellous	619-18.2
2008-09	Shavonte Zellous	747-22.6
2009-10	Taneisha Harrison	400-12.9
2010-11	Taneisha Harrison	479-15.5
2011-12	Brianna Kiesel	408-13.6
2012-13	Brianna Kiesel	448-14.9
2013-14	Brianna Kiesel	492-16.4
2014-15	Brianna Kiesel	590-18.4
2015-16	Brenna Wise	332-10.7
2016-17	Brenna Wise	428-14.3
2017-18	Yacine Diop	470-15.7
2018-19	Danielle Garven	367-11.8
2019-20	Dayshyanette Harris	380-12.7
2020-21	Jayla Everett	293-15.4

1995-96	Latia Howard	218-7.3
1996-97	Latia Howard	223-7.4
1997-98	Nickeia Morris	211-8.4
1998-99	Nickeia Morris	222-8.2
1999-00	Mandy Wittenmyer	218-7.8
2000-01	Mandy Wittenmyer	218-8.4
2001-02	Laine Selwyn	158-5.9
2002-03	Laine Selwyn	174-6.2
2003-04	Latoya Kincaid	190-7.3
2004-05	Mercedes Walker	236-9.1
2005-06	Mercedes Walker	300-9.1
2006-07	Mercedes Walker	306-9.6
2007-08	Mercedes Walker	320-9.4
2008-09	Shayla Scott	221-6.7
2009-10	Chelsea Cole	340-11.3
2010-11	Chelsea Cole	318-10.3
2011-12	Leeza Burdgett	210-7.2
2012-13	Asia Logan	201-7.2
2013-14	Asia Logan	208-6.7
2014-15	Stasha Carey	245-7.7
2015-16	Brenna Wise	235-7.6
2016-17	Brenna Wise	193-6.4
2017-18	Yacine Diop	193-6.4
2018-19	Cara Judkins	173-5.6
2019-20	Amber Brown	238-7.7
2020-21	Rita Igbokwe	117-6.2

ASSISTS

Year	Leader	Asts.
1976-77	Kathy Paczkowski	46
1977-78	Debbie Lewis	108
1978-79	Kathy Paczkowski	119
1979-80	Debbie Lewis	165
1980-81	Debbie Lewis	150
1981-82	Debbie Lewis	186
1982-83	Kim Tirik	116
1983-84	Jennifer Bruce	103
1984-85	Kim Tirik	170
1985-86	Kim Tirik	116
1986-87	Jen Shingler	81
1987-88	Jen Shingler	101
1988-89	Jen Shingler	121
1989-90	Maureen McConnell	139
1990-91	Maureen McConnell	95
1991-92	Carol Morton	109
1992-93	Jonna Huemrich	68
1993-94	Carol Morton	184
1994-95	Carol Morton	178
1995-96	Jo Jo Guzman	109
1996-97	Jo Jo Guzman	127
1997-98	Monique Toney	72
1998-99	LaTonya Blanton	161
1999-00	Monique Toney	126
2000-01	Laine Selwyn	125
2001-02	Laine Selwyn	158
2002-03	Laine Selwyn	164
2003-04	Amy Kunich	53
2004-05	Amy Kunich	119
2005-06	Mallorie Winn	131
2006-07	Janias Sims	152
2007-08	Mallorie Winn	121
2008-09	Xenia Stewart	98
2009-10	Janias Sims	117
2010-11	Janias Sims	115
2011-12	Brianna Kiesel	89
2012-13	Brianna Kiesel	89
2013-14	Brianna Kiesel	111
2014-15	Brianna Kiesel	144
2015-16	Aysia Bugg	117
2016-17	Jasmine Whitney	100
2017-18	Jasmine Whitney	134
2018-19	Jasmine Whitney	140
2019-20	Dayshyanette Harris	79
2020-21	Dayshyanette Harris	70

REBOUNDING

Year	Leader	Rebs.-Avg.
1974-75	Debbie Jones	171-11.4
1975-76	Debbie Jones	334-13.9
1976-77	Wanda Randolph	402-15.5
1977-78	Wanda Randolph	372-13.8
1978-79	Wanda Randolph	333-13.3
1979-80	Pam Miklasevich	391-12.2
1980-81	Gail Aughburns	281-9.4
1981-82	Gail Aughburns	276-10.2
1982-83	Jennifer Bruce	268-9.6
1983-84	Jennifer Bruce	103-10.3
1984-85	Jennifer Bruce	246-8.8
1985-86	Sally Sheerer	151-6.3
1986-87	Sally Sheerer	198-8.3
1987-88	Sally Sheerer	192-6.6
1988-89	Lorri Johnson	243-8.7
1989-90	Lorri Johnson	228-8.1
1990-91	Lorri Johnson	256-9.1
1991-92	Jonna Huemrich	230-7.9
1992-93	Jonna Huemrich	233-8.6
1993-94	Jonna Huemrich	296-9.5
1994-95	Latia Howard	223-8.0

YEAR-BY-YEAR STATISTICAL LEADERS

BLOCKS

Year	Leader	Blks.
1975-76	Debbie Jones	13
1976-77	Wanda Randolph	54
1977-78	Wanda Randolph	93
1978-79	Wanda Randolph	64
1979-80	Gail Aughburns	77
1980-81	Gail Aughburns	73
1981-82	Gail Aughburns	56
1982-83	Jennifer Bruce	28
1983-84	Jennifer Bruce	29
1984-85	Jenny Tyner	39
1985-86	Tabatha Long	6
1986-87	Sally Sheerer	11
1987-88	Connie Hurt	26
1988-89	Connie Hurt	45
1989-90	Connie Hurt	62
1990-91	Connie Hurt	54
1991-92	Carolyn Miller	17
1992-93	Jonna Huemrich	27
1993-94	Jonna Huemrich	27
1994-95	Latia Howard	32
1995-96	Latia Howard	28
1996-97	Nickeia Morris	25
1997-98	Nickeia Morris	59
1998-99	Nickeia Morris	61
1999-00	Nickeia Morris	45
2000-01	Bettina Love	35
2001-02	Bettina Love	32
2002-03	Mandy Wittenmyer	19
2003-04	Jennifer Brown	20
2004-05	Jennifer Brown	24
2005-06	Mercedes Walker	36
2006-07	Mercedes Walker	35
2007-08	Chelsea Cole	38
2008-09	Pepper Wilson	44
2009-10	Chelsea Cole	43
2010-11	Chelsea Cole	56
2011-12	Kyra Dunn	36
2012-13	Asia Logan	19
2013-14	Asia Logan	37
2014-15	Monica Wignot	83
2015-16	Stasha Carey	48
2016-17	Brandi Harvey-Carr	31
2017-18	Kalista Walters	53
2018-19	Cara Judkins	34
2019-20	Rita Igbokwe	60
2020-21	Rita Igbokwe	29

STEALS

Year	Leader	Stls.
1978-79	Wanda Randolph	37
1979-80	Debbie Lewis	78
1980-81	Debbie Lewis	92
1981-82	Debbie Lewis	63
1982-83	Jennifer Bruce	67
1983-84	Lisa Fubio	60
1984-85	Lisa Fubio	76
1985-86	Kim Gannis	48
1986-87	Jane Plake	35
1987-88	Jen Shingler	30
1988-89	Lorri Johnson	75
1990-91	Jonna Huemrich	53
1991-92	Carol Morton	61
1992-93	Jill McElhinny	46

1993-94	Carol Morton	94
1994-95	Carol Morton	99
1995-96	Gina Montesano	48
1996-97	Michelle Katkowski	65
1997-98	Monique Toney	32
1998-99	LaTonya Blanton	39
1999-00	Monique Toney	41
2000-01	Laine Selwyn	53
2001-02	Laine Selwyn	67
2002-03	Laine Selwyn	86
2003-04	Latoya Kincaid	31
2004-05	Katie Histed	34
2005-06	Mercedes Walker	49
2006-07	Xenia Stewart	51
2007-08	Taneisha Harrison	38
2008-09	Xenia Stewart	52
2009-10	Taneisha Harrison	38
2010-11	Taneisha Harrison	34
2011-12	Ashlee Anderson	43
2012-13	Brianna Kiesel	46
2013-14	Brianna Kiesel	49
2014-15	Brianna Kiesel	68
2015-16	Stasha Carey	54
2016-17	Kauai Bradley	51
2017-18	Jasmine Whitney	52
2018-19	Jasmine Whitney	65
2019-20	Dayshyanette Harris	53
2020-21	Dayshyanette Harris	20



A four-year starter at point guard for the Panthers, **Brianna Kiesel** led Pitt in steals for three straight seasons, becoming just the third player in program history to do so. As a senior, Kiesel snagged a career-high 68 steals.

SINGLE GAME RECORDS

INDIVIDUAL

FIELD GOALS ATTEMPTED

	FGA	Player	Date	Opponent
1.	31	Wanda Randolph	12/16/77	vs. Tennessee
	31	Brianna Kiesel	2/6/13	vs. Providence
3.	30	Wanda Randolph	2/23/79	vs. Rutgers
	30	Wanda Randolph	12/21/78	vs. Clemson
5.	29	Debbie Lewis	3/4/78	vs. Penn State

FIELD GOAL PERCENTAGE (MIN 8 MADE)

	FG%	Player (FGM-A)	Date	Opponent
1.	1.000	Kalista Walters (12-12)	12/31/17	vs. Chicago State
2.	.875	Lorri Johnson (14-16)	12/19/88	vs. Cleveland State

3FG MADE

	3FGM	Player	Date	Opponent
1.	7	Alayna Gribble	1/14/18	vs. Georgia Tech
	7	Alayna Gribble	2/2/17	at Syracuse
	7	Abby Dowd	1/14/12	at DePaul
	7	Haley Harguth	1/15/02	at Rutgers
	7	Haley Harguth	1/12/02	vs. Boston College
	7	Erin Maloy	2/1/92	vs. Providence
	7	Lorri Johnson	2/7/90	vs. Seton Hall

3FG ATTEMPTED

	3FGA	Player	Date	Opponent
1.	18	Erin Maloy	1/11/92	vs. Miami

3FG PERCENTAGE (MIN 4 MADE)

	3FG%	Player (3FGM-A)	Date	Opponent
1.	1.000	Jasmine Whitney (5-5)	11/12/16	vs. Mount St. Mary's
	1.000	Aysia Bugg (5-5)	11/27/15	vs. Old Dominion
3.	1.000	Ismi Prapa (4-4)	3/4/20	vs. Notre Dame
	1.000	Shayla Scott (4-4)	12/31/10	at Central Michigan
	1.000	Ashlee Anderson (4-4)	12/31/10	at Central Michigan

FREE THROWS MADE

	FTM	Player	Date	Opponent
1.	16	Laine Selwyn	2/26/02	vs. Providence

FREE THROWS ATTEMPTED

	FTA	Player	Date	Opponent
1.	19	Jennifer Bruce	2/13/85	vs. Seton Hall

FREE THROW PERCENTAGE

	FT%	Player	Date	Opponent
1.	1.000	Brenna Wise (13-13)	2/16/17	vs. Virginia Tech
	1.000	Brianna Kiesel (12-12)	2/5/15	at NC State
	1.000	Shavonte Zellous (12-12)	3/3/07	vs. Cincinnati
4.	1.000	Latia Howard (11-11)	12/21/96	vs. Duquesne
5.	1.000	Jayla Everett (10-10)	11/29/20	vs. Hofstra
	1.000	Brianna Kiesel (10-10)	2/1/15	vs. Miami
	1.000	Jennifer Shingler (10-10)	1/30/90	vs. Providence

POINTS

	Pts.	Player	Date	Opponent
1.	45	Lorri Johnson	12/18/90	vs. Kent State
2.	42	Shavonte Zellous	12/21/08	vs. Florida
3.	39	Lorri Johnson	11/29/90	vs. Duquesne
	39	Lorri Johnson	1/11/89	vs. Syracuse
	39	Wanda Randolph	1/22/77	vs. Mercer

REBOUNDS

	Rebs.	Player	Date	Opponent
1.	30	Debbie Jones	12/13/75	vs. Glassboro
2.	25	Wanda Randolph	2/18/77	vs. Lock Haven
3.	23	Pam Piklasevich	1/30/80	vs. Syracuse
	23	Wanda Randolph	2/24/77	vs. Edinboro
	23	Debbie Jones	2/28/76	vs. Temple

ASSISTS


	Asts.	Player	Date	Opponent
1.	16	Laine Selwyn	12/30/01	vs. St. Francis
	16	Kim Tirik	1/18/84	vs. West Virginia
	16	Debbie Lewis	1/30/78	vs. La Salle
4.	15	Debbie Lewis	2/6/82	vs. Cleveland State
5.	14	Three players tied		

BLOCKS

	Blks.	Player	Date	Opponent
1.	11	Wanda Randolph	2/10/78	vs. St. Joseph's
2.	10	Wanda Randolph	2/24/77	vs. Edinboro
3.	9	Monica Wignot	1/15/15	at Georgia Tech
	9	Renita Aughburns	1/16/80	vs. Edinboro
	9	Wanda Randolph	2/22/78	vs. Edinboro

STEALS

	Stls.	Player	Date	Opponent
1.	10	Debbie Lewis	11/30/80	vs. Wyoming
2.	9	Laine Selwyn	1/15/03	vs. Virginia Tech
	9	Carol Morton	1/14/95	vs. Boston College
	9	Debbie Lewis	12/6/80	vs. DePaul
	9	Debbie Lewis	1/26/80	vs. Maryland



Wanda Randolph is the only Panther in program history to record double digit blocks in a game as she recorded a preprogram record 11 swats vs. St. Joseph's in 1978 and 10 rejections against Edinboro in 1977.

SINGLE GAME RECORDS

TEAM

POINTS

	Pts.	Opponent	Date	Result
Overall	112	at Allegheny CC	1/22/77	W, 112-25
	112	vs. Bowie State	12/5/81	W, 112-62
Home	112	vs. Bowie State	12/5/81	W, 112-62
Away	112	at Allegheny CC	1/22/77	W, 112-25
Neutral	109	vs. Kean	3/12/76	W, 109-72
In a loss	105	at Providence	2/8/89	L, 123-105
By an opponent	123	at Providence	2/8/89	L, 123-105
Both teams total	228	at Providence	2/8/89	L, 123-105

FEWEST POINTS

	Pts.	Opponent	Date	Result
Overall	32	vs. Cheyney State	12/14/75	L, 47-32
	32	at St. John's	1/16/13	L, 61-32
Home	32	vs. Cheyney State	12/14/75	L, 47-32
Away	32	at St. John's	1/16/13	L, 61-32
Neutral	38	vs. Wake Forest	2/28/18	L, 72-38
In a win	49	vs. Villanova	2/25/95	W, 49-44
	49	vs. Penn State	11/18/98	W, 49-46
By an opponent	24	at Robert Morris	2/17/76	W, 62-24
Both teams total	71	at St. John's	1/27/01	L, 38-33

FIELD GOALS MADE

	FGM	Opponent	Date
1.	51	vs. Allegheny CC	1/22/77

FIELD GOALS ATTEMPTED

	FGA	Opponent	Date
1.	113	vs. Kent State	1/24/77

3FG MADE

	3FGM	Opponent	Date
1.	15	vs. Arkansas St.	11/25/17
2.	13	vs. Michigan	11/20/14

3FG ATTEMPTED

	3FGA	Opponent	Date
1.	35	vs. Notre Dame	1/25/18
2.	30	vs. North Carolina	2/14/21
	30	vs. Mt. St. Mary's	11/12/16
	30	vs. Duke	1/28/16

FREE THROWS MADE

	FTM	Opponent	Date
1.	37	vs. Providence	1/23/10

FREE THROWS ATTEMPTED

	FTA	Opponent	Date
1.	52	vs. St. John's	3/4/95

REBOUNDS

	Rebs.	Opponent	Date
1.	68	vs. Providence	2/6/13

ASSISTS

	Assts.	Opponent	Date
1.	34	at FAU	12/7/02

BLOCKS

	Blks.	Opponent	Date
1.	14	vs. Loyola (Md.)	11/30/14

STEALS

	Stls.	Opponent	Date
1.	25	vs. Niagara	11/22/81



The Panthers connected on a program record 15 three-pointers in a 87-47 victory over Arkansas State inside the Pete on 11/25/17. Junior **Kauai Bradley** drilled a team-high three triples in the victory.



The Panthers grabbed a program record 68 rebounds in a home double overtime loss to Providence on Feb. 7, 2013. Freshman Loliya Briggs grabbed a career-high nine rebounds in the loss.

SEASON RECORDS

INDIVIDUAL

FIELD GOALS MADE

	FGM	Player	Season
1.	266	Lorri Johnson	1988-89
2.	259	Jennifer Bruce	1984-85
3.	245	Shavonte Zellous	2008-09
4.	243	Jennifer Bruce	1983-84
5.	241	Jennifer Bruce	1982-83
6.	240	Lorri Johnson	1990-91
7.	230	Pam Miklasevich	1979-80
8.	229	Shavonte Zellous	2007-08
9.	227	Wanda Randolph	1976-77
10.	223	Debbie Lewis	1979-80

3PT FIELD GOALS MADE

	3FGM	Player	Season
1.	73	Erin Maloy	1991-92
2.	71	Haley Harguth	2001-02
3.	65	Cassidy Walsh	2018-19
4.	60	Gabbie Green	2019-20
	60	Mallorie Winn	2007-08
6.	59	Shavonte Zellous	2008-09
	59	Mallorie Winn	2005-06
8.	58	Brooke Stewart	2000-01
9.	54	Taneisha Harrison	2010-11
10.	53	Taneisha Harrison	2009-10

FREE THROWS MADE

	FTM	Player	Season
1.	198	Shavonte Zellous	2008-09
2.	182	Shavonte Zellous	2006-07
3.	180	Jennifer Bruce	1983-84
4.	164	Brianna Kiesel	2014-15
5.	163	Jennifer Bruce	1984-85
6.	151	Brianna Kiesel	2013-14
7.	147	Shavonte Zellous	2007-08
	147	Laine Selwyn	2002-03
9.	134	Marcedes Walker	2007-08
10.	128	Lorri Johnson	1990-91

POINTS

	Pts.	Player	Season
1.	747	Shavonte Zellous	2008-09
2.	681	Jennifer Bruce	1984-85
3.	677	Lorri Johnson	1988-89
4.	666	Jennifer Bruce	1983-84
5.	645	Lorri Johnson	1990-91
6.	631	Shavonte Zellous	2006-07
7.	619	Shavonte Zellous	2007-08
8.	590	Brianna Kiesel	2014-15
9.	578	Jennifer Bruce	1982-83
10.	575	Pam Miklasevich	1979-80

POINTS AVERAGE

	PPG	Player	Season
1.	24.3	Jennifer Bruce	1984-85
2.	24.2	Lorri Johnson	1988-89
3.	23.8	Jennifer Bruce	1983-84
4.	23.0	Lorri Johnson	1990-91
5.	22.6	Shavonte Zellous	2008-09
6.	21.2	Wanda Randolph	1976-77
7.	20.6	Jennifer Bruce	1982-83
8.	20.3	Lorri Johnson	1989-90
9.	19.1	Shavonte Zellous	2006-07
10.	18.5	Wanda Randolph	1977-78

INDIVIDUAL (CONT.)

REBOUNDS

	Rebs.	Player	Season
1.	402	Wanda Randolph	1976-77
2.	391	Pam Miklasevich	19879-80
3.	372	Wanda Randolph	1977-78
4.	340	Chelsea Cole	2009-10
5.	334	Debbie Jones	1975-76
6.	333	Wanda Randolph	1978-79
7.	320	Marcedes Walker	2007-08
8.	318	Chelsea Cole	2010-11
9.	306	Marcedes Walker	2006-07
10.	302	Gail Aughburns	1979-80

REBOUND AVERAGE

	RPG	Player	Season
1.	15.5	Wanda Randolph	1976-77
2.	13.9	Debbie Jones	1975-76
3.	13.8	Wanda Randolph	1977-78
4.	13.3	Wanda Randolph	1978-79
5.	12.2	Pam Miklasevich	1979-80
6.	11.4	Debbie Jones	1974-75
7.	11.3	Chelsea Cole	2009-10
8.	10.3	Chelsea Cole	2010-11
	10.3	Jennifer Bruce	1983-84
10.	10.2	Gail Aughburns	1982-82

ASSISTS

	Asts.	Player	Season
1.	186	Kim Tirik	1983-84
	186	Debbie Lewis	1981-82
3.	184	Carol Morton	1993-94
4.	178	Carol Morton	1994-95
5.	170	Kim Tirik	1984-85

INDIVIDUAL (CONT.)

6.	165	Debbie Lewis	1979-80
7.	164	Laine Selwyn	2002-03
8.	161	LaToya Blanton	1998-99
9.	158	Laine Selwyn	2001-02
10.	152	Jania Sims	2006-07

BLOCKS

	Blks.	Player	Season
1.	93	Wanda Randolph	1977-78
2.	83	Monica Wignot	2014-15
3.	77	Gail Aughburns	1979-80
4.	73	Gail Aughburns	1980-81
5.	64	Wanda Randolph	1978-79
6.	62	Connie Hurt	1989-90
7.	61	Nickeia Morris	1998-99
8.	60	Rita Igbokwe	2019-20
9.	59	Nickeia Morris	1997-98
10.	56	Chelsea Cole	2010-11
	56	Gail Aughburns	1981-82

STEALS

	Stls.	Player	Season
1.	99	Carol Morton	1994-95
2.	94	Carol Morton	1993-94
3.	92	Debbie Lewis	1980-81
4.	86	Laine Selwyn	2002-03
5.	78	Debbie Lewis	1979-80
6.	76	Lisa Fubio	1984-85
7.	75	Lorri Johnson	1998-89
8.	71	Lorri Johnson	1989-90
	71	Gail Aughburns	1980-81
10.	68	Brianna Kiesel	2014-15



The 1983-84 campaign was one to remember for **Kim Tirik** as she tied the program record for assists in a season with 186 dimes as a sophomore. Tirik notched two seasons with at least 170 assists and currently ranks second on the Panthers all-time assists charts with 592 career assists to her name.

TEAM SEASON RECORDS

FIELD GOAL PERCENTAGE

	FG%	Season
1.	.464	1984-85
2.	.458	1983-84
	.458	1982-83
4.	.455	1975-76
5.	.444	1979-80
6.	.435	1992-93
7.	.434	1993-94
8.	.433	1999-00
	.433	2006-07
10.	.427	2010-11

3FG PERCENTAGE

	3FG%	Season
1.	.355	2008-09
2.	.353	2002-03
3.	.329	2007-08
4.	.327	2018-19
5.	.326	2003-04
	.326	1993-94
7.	.325	2009-10
8.	.318	2017-18
9.	.317	2010-11
10.	.315	2015-16

FREE THROW PERCENTAGE

	FT%	Season
1.	.754	2016-17
2.	.740	2002-03
3.	.736	2008-09
4.	.720	1987-88
5.	.713	2010-11
6.	.702	1989-90
7.	.699	2006-07
8.	.697	2014-15
9.	.689	2007-08
10.	.687	2013-14

SCORING AVERAGE

	PPG	Season
1.	77.8	1976-77
2.	76.0	1980-81
3.	75.5	1974-75
4.	75.2	1989-90
5.	73.5	1984-85
6.	73.0	1990-91
7.	72.8	1983-84
8.	72.3	1988-89
9.	71.9	1993-94
10.	71.6	1982-83

POINTS

	Pts.	Season
1.	2,465	2007-08
2.	2,410	2008-09
3.	2,279	1980-81
4.	2,230	1993-94
5.	2,218	1979-80
6.	2,217	2005-06
7.	2,210	2006-07
8.	2,181	1989-90
9.	2,128	1976-77
10.	2,119	2009-10

REBOUNDS

	Rebs.	Season
1.	1,452	2007-08
2.	1,437	2008-09
3.	1,401	1979-90
4.	1,355	2005-06
5.	1,317	1976-77
6.	1,313	1980-81
7.	1,302	2009-10
8.	1,282	2014-15
9.	1,266	2006-07
10.	1,256	1990-91

REBOUND AVERAGE

	RPG	Season
1.	48.8	1976-77
2.	46.9	1975-76
3.	43.8	1980-81
	43.8	1979-80
5.	43.5	2008-09
	43.5	1977-78
7.	43.3	1990-91
8.	43.1	1974-75
9.	42.8	2004-05
10.	42.4	1994-95
	42.4	1989-90

ASSISTS

	Asts.	Season
1.	508	2007-08
2.	486	2006-07
3.	479	2014-15
4.	477	2008-09
5.	476	2005-06
6.	464	1979-80
7.	460	2016-17
	460	2009-10
9.	456	1990-91
10.	450	2010-11

STEALS

	Stls.	Season
1.	354	1980-81
2.	329	1981-82
3.	294	1979-80
4.	288	1990-91
5.	281	1982-83
6.	274	1994-95
7.	264	2017-18
	264	2007-08
9.	262	2002-03
	262	1989-90



The 2007-08 Panthers scored a program record 2,465 points as they advanced to their first Sweet 16 in school history. Junior guard **Shavonte Zellous** finished the season averaging 18.2 PPG while also averaging 20.7 PPG in the NCAA Tournament.

TOP SEASON PERFORMANCES BY CLASS

FRESHMAN

POINTS

	Pts.	Player	Season
1.	575	Pam Miklasevich	1979-80
2.	550	Wanda Randolph	1976-77
3.	463	Penny Welsh	1979-80
4.	422	Lorri Johnson	1987-88
5.	408	Brianna Kiesel	2011-12

REBOUNDS

	Rebs.	Player	Season
1.	402	Wanda Randolph	1976-77
2.	391	Pam Miklasevich	1979-80
3.	271	Penny Welsh	1979-80
4.	245	Stasha Carey	2014-15
5.	238	Amber Brown	2019-20

ASSISTS

	Asts.	Player	Season
1.	152	Jania Sims	2006-07
2.	139	Maureen McConnell	1989-90
3.	116	Kim Tirik	1982-83
4.	113	Xenia Stewart	2005-06
5.	109	Carol Morton	1991-92

BLOCKS

	Blks.	Player	Season
1.	60	Rita Igbokwe	2019-20
2.	54	Wanda Randolph	1976-77
3.	47	Stasha Carey	2014-15
4.	44	Pepper Wilson	2008-09
5.	38	Chelsea Cole	2007-08

STEALS

	Stls.	Player	Season
1.	65	Michelle Katkowski	1996-97
2.	61	Carol Morton	1991-92
3.	60	Lisa Fubio	1983-84
4.	53	Dayshanette Harris	2019-20
	53	Jonna Huemrich	1990-91

3FG MADE

	3FG	Player	Season
1.	71	Haley Harquith	2001-02
2.	50	Brooke Stewart	1999-00
3.	46	Alayna Gribble	2016-17
4.	44	Maddy Brown	2005-06
5.	26	Vika Sholokhova	2004-05

SOPHOMORE

POINTS

	Pts.	Player	Season
1.	667	Lorri Johnson	1988-89
2.	631	Shavonte Zellous	2006-07
3.	578	Jennifer Bruce	1982-83
4.	553	Mercedes Lewis	2005-06
5.	548	Debbie Lewis	1979-80

REBOUNDS

	Rebs.	Player	Season
1.	372	Wanda Randolph	1977-78
2.	334	Debbie Homes	1975-76
3.	302	Gail Aughburns	1979-80
4.	300	Mercedes Walker	2005-06
5.	268	Jennifer Bruce	1982-83

ASSISTS

	Asts.	Player	Season
1.	165	Debbie Lewis	1979-80
2.	161	LaTonya Blanton	1998-99
3.	134	Jasmine Whitney	2017-18
4.	125	Laine Selwyn	2000-01
5.	117	Aysia Bugg	2015-16

BLOCKS

	Blks.	Player	Season
1.	93	Wanda Randolph	1977-78
2.	77	Gail Aughburns	1979-80
3.	59	Nickeia Morris	1997-98
4.	48	Stasha Carey	2015-16
5.	45	Connie Hurt	1988-89

STEALS

	Stls.	Player	Season
1.	78	Debbie Lewis	1979-80
2.	76	Lisa Fubio	1984-85
3.	75	Lorri Johnson	1988-89
4.	67	Jennifer Bruce	1982-83
5.	54	Stasha Carey	2015-16

3FG MADE

	3FG	Player	Season
1.	71	Erin Maloy	1991-92
2.	58	Brooke Stewart	2000-01
3.	51	Fred Potvin	2014-15
3.	42	Kyla Nelson	2018-19
	42	Alayna Gribble	2017-18

JUNIOR

POINTS

	Pts.	Player	Season
1.	666	Jennifer Bruce	1983-84
2.	619	Shavonte Zellous	2007-08
3.	586	Lorri Johnson	1989-90
4.	523	Mallorie Winn	2005-06
5.	508	Mercedes Walker	2006-07

REBOUNDS

	Rebs.	Player	Season
1.	340	Chelsea Cole	2009-10
2.	333	Wanda Randolph	1978-79
3.	306	Mercedes Walker	2006-07
4.	233	Jonna Huemrich	1992-93
5.	228	Lorri Johnson	1989-90

ASSISTS

	Asts.	Player	Season
1.	184	Carol Morton	1993-94
2.	170	Kim Tirik	1984-85
3.	158	Laine Selwyn	2001-02
4.	150	Debbie Lewis	1980-81
5.	140	Jasmine Whitney	2018-19

BLOCKS

	Blks.	Player	Season
1.	73	Gail Aughburns	1980-81
2.	65	Connie Hurt	1989-90
3.	64	Wanda Randolph	1978-79
4.	61	Nickeia Morris	1998-99
5.	53	Kalista Walters	2017-18

STEALS

	Stls.	Player	Season
1.	94	Carol Morton	1993-94
2.	92	Debbie Lewis	1980-81
3.	71	Lorri Johnson	1989-90
	71	Gail Aughburns	1980-81
5.	67	Laine Selwyn	2001-02

3FG MADE

	3FG	Player	Season
1.	60	Gabbie Green	2019-20
2.	59	Mallorie Winn	2005-06
3.	53	Taneisha Harrison	2009-10
4.	52	Jayla Everett	2020-21
5.	51	Brooke Stewart	2001-02

SENIOR

POINTS

	Pts.	Player	Season
1.	747	Shavonte Zellous	2008-09
2.	681	Jennifer Bruce	1984-85
3.	645	Lorri Johnson	1990-91
4.	590	Brianna Kiesel	2014-15
5.	560	Jonna Huemrich	1993-94

REBOUNDS

	Rebs.	Player	Season
1.	320	Mercedes Walker	2007-08
2.	318	Chelsea Cole	2010-11
3.	296	Jonna Huemrich	1993-94
4.	276	Gail Aughburns	1981-82

ASSISTS

	Asts.	Player	Season
1.	186	Debbie Lewis	1981-82
2.	178	Carol Morton	1994-95
3.	164	Laine Selwyn	2002-03
4.	157	LaTonya Blanton	1998-99
5.	144	Brianna Kiesel	2014-15

BLOCKS

	Blks.	Player	Season
1.	83	Monica Wignot	2014-15
2.	56	Chelsea Cole	2010-11
	56	Gail Aughburns	1981-82
4.	54	Connie Hurt	1990-91
5.	45	Nickeia Morris	1999-00

STEALS

	Stls.	Player	Season
1.	99	Carol Morton	1994-95
2.	86	Laine Selwyn	2002-03
3.	68	Brianna Kiesel	2014-15
4.	63	Debbie Lewis	1981-82
5.	52	Xenia Stewart	2008-09

3FG MADE

	3FG	Player	Season
1.	65	Cassidy Walsh	2018-19
2.	60	Mallorie Winn	2007-08
3.	59	Shavonte Zellous	2008-09
4.	54	Taneisha Harrison	2010-11
5.	52	Brianna Kiesel	2014-15

CAREER RECORDS

FIELD GOALS MADE

FGM	Player	Seasons
1. 896	Jennifer Bruce	1981-85

FIELD GOALS ATTEMPTED

FGA	Player	Seasons
1. 1,862	Shavonte Zellous	2005-09

FIELD GOAL PERCENTAGE

FG%	Player	Seasons
1. .586	Kalista Walters	2015-19
2. .577	Turia Ransom	1989-93
3. .534	Dallas Williams	199-03
4. .524	Farrah Woods	1994-98
5. .523	Marcedes Walker	2004-08
6. .517	Nickeia Morris	1996-00
7. .491	Mandy Wittenmyer	1999-03
8. .490	Lorri Johnson	1987-91
9. .485	Chelsea Cole	2007-11
10. .485	Jonna Huemrich	1990-94

3FG MADE

3FGM	Player	Seasons
1. 195	Brooke Stewart	1999-03
2. 166	Erin Maloy	1990-94
3. 150	Taneisha Harrison	2007-11
4. 126	Fred Potvin	2013-16
5. 123	Brianna Kiesel	2011-15
6. 119	Mallorie Winn	2005-08
7. 118	Shayla Scott	2007-11
8. 117	Monique Toney	1997-01
9. 114	Haley Harguth	2001-03
10. 113	Alecia Balic	1995-99

3FG ATTEMPTED

3FGA	Player	Seasons
1. 641	Brooke Stewart	1999-03
2. 497	Erin Maloy	1990-94
3. 489	Taneisha Harrison	2007-11
4. 434	Brianna Kiesel	2011-15
5. 379	Fred Potvin	2013-16
6. 362	Aysia Bugg	2014-20
7. 361	Shayla Scott	2007-11
8. 350	Mallorie Winn	2005-08
9. 340	Monique Toney	1997-01
10. 326	Kauai Bradley	2015-19

FREE THROWS MADE

FTM	Player	Seasons
1. 595	Shavonte Zellous	2005-09

FREE THROWS ATTEMPTED

FTA	Player	Seasons
1. 793	Shavonte Zellous	2005-09

FREE THROW PERCENTAGE

FT%	Player	Seasons
1. .814	Stephanie Petho	1992-96
2. .801	Pam Miklasevich	1979-83
3. .795	Brianna Kiesel	2011-15
4. .786	Jania Sims	2006-11
5. .779	Jennifer Shingler	1986-90
6. .778	Monique Toney	1997-01
7. .770	Laine Selwyn	1999-03
8. .768	Sally Sheerer	1984-88
9. .760	Lorri Johnson	1987-91
10. .757	Jill Colabrese	1990-94

POINTS

Pts.	Player	Seasons
1. 2,312	Lorri Johnson	1987-91
2. 2,295	Jennifer Bruce	1981-85
3. 2,251	Shavonte Zellous	2005-09
4. 1,941	Debbie Lewis	1978-82
5. 1,938	Brianna Kiesel	2011-15
6. 1,870	Marcedes Walker	2004-08
7. 1,807	Jonna Huemrich	1990-94
8. 1,637	Pam Miklasevich	1979-83
9. 1,479	Wanda Randolph	1976-79
10. 1,372	Taneisha Harrison	2007-11

REBOUNDS

Rebs.	Player	Seasons
1. 1,162	Marcedes Walker	2004-08
2. 1,107	Wanda Randolph	1976-79
3. 1,007	Gail Aughburns	1978-82
4. 1,003	Chelsea Cole	2007-11
5. 998	Jennifer Bruce	1981-85
6. 968	Pam Miklasevich	1979-83
7. 954	Jonna Huemrich	1990-94
8. 908	Lorri Johnson	1987-91
9. 753	Shavonte Zellous	2005-09
10. 664	Latia Howard	1994-97

ASSISTS

Asts.	Player	Seasons
1. 638	Debbie Lewis	1977-81
2. 592	Kim Tirik	1982-86
3. 534	Carol Morton	1991-95
4. 530	Laine Selwyn	1999-03
5. 433	Brianna Kiesel	2011-15
6. 433	Jania Sims	2006-11
7. 393	Jennifer Shingler	1986-90
8. 392	Xenia Stewart	2005-09
9. 374	Jasmine Whitney	2016-19
10. 366	Amy Kunich	2001-05

BLOCKS

Blks.	Player	Seasons
1. 241	Gail Aughburns	1978-82
2. 211	Wanda Randolph	1976-79
3. 203	Jennifer Bruce	1981-85
4. 190	Nickeia Morris	1996-00
5. 189	Connie Hurt	1987-91
6. 171	Chelsea Cole	2007-11
7. 170	Kim Tirik	1982-86
8. 162	Jill McElhinny	1989-93
9. 147	Jennifer Shingler	1986-90
10. 142	Pam Miklasevich	1979-83

STEALS

Stls.	Player	Seasons
1. 290	Carol Morton	1991-95
2. 250	Debbie Lewis	1978-82
3. 232	Laine Selwyn	1999-03
4. 224	Jonna Huemrich	1990-94
5. 218	Lorri Johnson	1987-91
6. 209	Gail Aughburns	1978-82
7. 203	Jennifer Bruce	1981-85
8. 198	Brianna Kiesel	2011-15
9. 170	Kim Tirik	1982-86
10. 169	Kauai Bradley	2015-19



Dominant center **Marcedes Walker** (2004-08) closed out her impressive career for the Panthers as the all-time leading rebounder (1,162) while also ranking sixth in career points (1,870).

PETERSEN EVENTS CENTER



A 12,508-seat basketball and multipurpose arena, the Petersen Events Center serves as the home for the Pitt men’s and women’s basketball programs, as well as numerous campus events, graduation ceremonies, concerts and modern recreational and fitness facilities.

Combined with the premier venues of Heinz Field, the UPMC Sports Performance Complex, the Fitzgerald Field House, Trees Pool and Petersen Sports Complex, the Petersen Events Center offers students, parents and fans an enthralling sports experience that stretches from Oakland to the South Side to the booming North Shore.

UPDATED AMENITIES:

The Petersen Events Center looked significantly different for the 2019-20 season with the court flip as well as extensive upgrades and improvements throughout the venue. Already bolstered by the \$12.5 million addition of Pitt Studios in 2018, The Pete now features: LED lighting throughout the entire building, a new state-of-the-art centerhung video board, two end zone replay/stats boards, free public WiFi and a dedicated media WiFi network, a new media seating area and media room, enhanced and expanded premium seating areas, new in venue dining options at the PEC Food Court, and improved directional signage and environmental branding throughout the venue.

Back of the house upgrades included: men’s and women’s basketball locker room and lounge renovations, an enhancement of the teaching space with the creation of a theatre-style video room, expansion of the basketball office space with a new grand entrance as well as conference rooms for men’s and women’s basketball, redesign of areas around the locker rooms to create a more dynamic pathway to and from the main court.

PREMIUM SEATING UPGRADES/EXPANSION:

The Petersen Events Center features several premium seating options including; the Courtside Club, Platinum Club, Champions Club, and upper and lower level suites. All premium seating sections (outside of the suites) are available for purchase as part of the reseat process and have access to the Campus View Club.

PEC FOOD COURT

The food court on the lawn level of Petersen Events Center will also see changes heading into 2019-20 with Chik-fil-a and a new sushi location, Roc 'N Rolled, joining Sub Connection, Salad Sensations and Burrito Bowl as reliable, high quality food stops housed within the Petersen Events Center. The PEC Food Court is open daily throughout the school year, including during games and other special events at the venue.

YEARLY RECORDS AT PETERSEN EVENTS CENTER (19 SEASONS)

YEAR	WINS	LOSSES	PCT.
2002-03	8	6	.571
2003-04	3	12	.200
2004-05	2	8	.200
2005-06	12	4	.750
2006-07	11	2	.846
2007-08	9	2	.818
2008-09	14	1	.933
2009-10	10	8	.556
2010-11	8	7	.533
2011-12	6	11	.353
2012-13	7	10	.412
2013-14	6	9	.353
2014-15	15	3	.833
2015-16	6	9	.353
2016-17	11	6	.647
2017-18	8	10	.444
2018-19	6	10	.375
2019-20	3	12	.200
2020-21	3	7	.300
TOTALS	148	137	.519

PETERSEN EVENTS CENTER RECORDS

PITTSBURGH RECORDS

TEAM	STAT	INDIVIDUAL
104 vs. Norfolk State (12/29/02)	Points	36, Asia Logan vs. William & Mary (11/11/12)
39 (3x), last vs. WKU (12/30/08)	FG Made	13 (3x), last by Danielle Garven vs. North Carolina (2/14/19)
81 vs. Louisville (2/8/06)	FG Attempted	31, Brianna Kiesel vs. Providence (2/6/13)
67.2 vs. Youngstown State (11/29/08)	FG Percentage	1.000 (min. 5 made) 12-of-12, Kalista Walters vs. Chicago State (12/31/17)
13 vs. Michigan (11/20/14)	3FG Made	6 (3x), last by Aysia Bugg vs. Central Conn. State (11/11/19)
30 (3x), last vs. North Carolina (2/14/21)	3FG Attempted	15, Jessica Allen vs. Clemson (12/21/03)
69.2 (min. 5 attempts) vs. Akron (11/22/05)	3FG Percentage	1.000 (min. 5 made), 5-of-5 by Jasmine Whitney vs. Mount St. Mary's (11/12/16)
30 vs. Syracuse (1/9/08)	FT Made	15, Brianna Kiesel vs. Central Michigan (11/20/11)
37 vs. Syracuse (1/9/08)	FT Attempted	25, Mandy Wittenmyer vs. Howard (12/31/02)
94.7, 18-of-19, (min. 6 made) vs. Holy Cross (12/6/15)	FT Percentage	1.000 (multiple times), last 10-10 by Jayla Everett vs. Hofstra (11/29/20)
61 (2x), last vs. NC State (1/10/16)	Rebounds	22, Chelsea Cole vs. Seton Hall (2/20/10)
32 vs. Slippery Rock (11/23/16)	Assists	14 (2x), last by Shavonte Zellous vs. DePaul (2/24/07)
28 vs. West Virginia (12/8/18)	Turnovers	10, Dayshyanette Harris vs. Syracuse (1/19/20)
14 vs. Loyola (11/30/14)	Blocks	6 (2x), last by Rita Igboke vs. Miami (1/21/21)
18 vs. New Orleans (11/9/18)	Steals	8, Shayla Scott vs. Youngstown State (11/12/10)

OPPONENT RECORDS

TEAM	STAT	INDIVIDUAL
112 by Notre Dame (1/16/14)	Points	36, Kelly Mazzante (Penn State, 12/14/02)
40 by Notre Dame (1/16/14)	FG Made	13, Laura Kurz (Villanova, 2/18/09)
78 by Notre Dame (2/3/09)	FG Attempted	30, Kelly Mazzante (Penn State, 12/14/02)
62.2 by Xavier (12/28/03)	FG Percentage	--
14 by Central Conn. State (11/11/19)	3FG Made	6 (8x), last Dara Mabrey (Virginia Tech, 1/31/19)
48 by Youngstown State (11/12/10)	3FG Attempted	18, Kelsey Mitchell (Miami, 1/21/21)
75.0 (9-of-12) by Notre Dame (1/6/14)	3FG Percentage	--
34 by Syracuse (1/7/12)	FT Made	15, Iasia Hemingway (Syracuse, 1/7/12)
39 by George Mason (11/25/20)	FT Attempted	18, Alex Klein (Bryant, 12/6/16)
59 by Bucknell (11/8/13)	Rebounds	21, Sugiero Monsac (Robert Morris (12/1/04)
27 by Connecticut (2/21/12)	Assists	14, Nadirah McKenith (St. John's, 3/1/10)
29 (2x), last by New Orleans (11/9/18)	Turnovers	12, Jill Furstenburg (Providence, 2/19/05)
10 (4x) last by Lafayette (12/31/11)	Blocks	6 (3x), last Rashidat Junaid (Rutgers, 1/10/10)
14 by Penn State (12/9/04)	Steals	5, Mykasa Robinson (Louisville, 2/18/21)



ALL-TIME LETTERWINNERS

A

Alexander, Autumn.....	1999-00
Allen, Jessica.....	2002-05
Anderson, Ashlee.....	2009-14
Anderson, Marvadene "Bubbles".....	2011-16
Anderson, Rita.....	1987-90
Andrews, Jamie.....	1974-75
Arent, Lori.....	1980-81
Aughburns, Gail.....	1978-82

B

Bajuszik, Joyce.....	1973-75
Baker, Diedra.....	1987-88
Baker, Sandy.....	1988-91
Balich, Alecia.....	1995-99
Barkley, Celeste.....	1999-01
Barr, Pam (MGR).....	1982-85
Becher, Denise.....	1987-89
Blanton, LaTonya.....	1997-99
Bolfert, Tressa.....	1992-96
Bradley, Kauai.....	2015-19
Braxton, Ashleigh.....	2006-08
Briggs, Loliya.....	2011-14
Brizzi, Brianna.....	2011-13
Brown, Amber.....	2019-Pres.
Brown, Jennifer.....	2003-05
Brown, Maddy.....	2005-06
Bruce, Jennifer.....	1981-85
Bugg, Aysia.....	2014-20
Burdgess, Leeza.....	2009-11
Burkholder, Leann.....	1986-88
Byrd, Shaunda.....	1985-89

C

Callan, Julie.....	1983-84
Campbell, Jackie.....	1998-02
Carey, Stasha.....	2014-16
Clesca, Sandrine.....	2020-Pres.
Colabrese, Jill.....	1990-94
Cole, Chelsea.....	2007-11
Collins, Stephanie.....	1981-85
Conway, Jan.....	1975-76
Cook, Tanisha.....	1998-99
Coyne, Sharon.....	1974-75

D

Daniels, LaRochelle.....	1981-82
Davis, Marquel.....	2010-14
Diehl, Leslie.....	1975-76
DiGiacomo, Cindy.....	1975-76
Diop, Yacine.....	2014-18
DiVirgilio, Netty.....	1974-75
Dolby, Lori.....	1980-81
Dorogy, Mary Beth.....	1974-75
Dowd, Abby.....	2010-13

Dugan, Peggy.....	1976-80
Dugan, Carol.....	1978-82
Dunn, Kyra.....	2010-12
Dunn, Mary.....	2021-Pres.
Durham, LaTonya.....	1995-96

E

Earp, Shavon.....	2002-03
Elder, Dana.....	1975-79
Evans, Gail.....	1973-75
Evans, Tracy.....	1978-79
Everett, Jayla.....	2020-Pres.
Exanor, Taisha.....	2020-Pres.
Ezeja, Cynthia.....	2019-Pres.

F

Falvey, Susan.....	1985-89
Fessler, Lisa.....	1989-93
Fingers, Tiffany.....	1989-93
Ford, Jenean.....	2000-01
Fornadel, Julie.....	1991-96
Fournier, Jackie.....	2000
Fry, Robin.....	1975-79
Fubio, Lisa.....	1983-85
Fuller, Yasmin.....	2010-11

G

Gannis, Kim.....	1982-86
Gannon, Kathy.....	1979-81
Garven, Danielle.....	2017-19
George, Pam.....	1982-83
Gibbs, Destinie.....	2015-17
Gibbs, Ronda.....	1981-83
Gilhooley, Ellen.....	1981-85
Golden, Chyna.....	2011-14
Gordon, Brittany.....	2011-16
Green, Gabbie.....	2019-21
Greene, Sharon.....	1980-81
Gribble, Alayna.....	2016-19
Griffiths, Cindy.....	1982-83
Guzman, Jo Jo.....	1994-97

H

Halesworth, Valerie.....	1984-87
Harguth, Haley.....	2001-03
Harris, Dayshanette.....	2019-Pres.
Harrison, Taneisha.....	2007-11
Harvey-Carr, Brandi.....	2016-17
Hayford, Emy.....	2019-Pres.
Henry, Jaala.....	2017-19
Higgins, Bridget.....	2012-13
Histed, Katie.....	2002-05
Holman, Amy.....	1985-89
Holmes, Holly.....	1987-89
Howard, Latia.....	1993-98

Huemrich, Jonna.....	1990-94
Hueston, Tracey.....	2020-Pres.
Hughes, Brooke.....	2003-06
Hunter, Tamica.....	1996-99
Hurt, Connie.....	1987-91
Hyman, Brooke.....	1998-99

I

Igbokwe, Rita.....	2019-Pres.
---------------------------	-------------------

J

Johnson, Lorri.....	1987-91
Johnson, Maliyah.....	2021-Pres.
Judkins, Cara.....	2017-21
Jones, Debbie.....	1974-76
Joyce, Jenine.....	1990-95

K

Kantner, Dee Dee.....	1979-80
Katkowski, Michelle.....	1996-00
Kelleher, Jennifer.....	2000-01
Kiesel, Brianna.....	2011-15
Kincaid, Latoya.....	2002-04
King, Liatu.....	2020-Pres.
Klobchar, Mary Ellen.....	1974-75
Knight, Jahsyne.....	2018-20
Kosciolek, Ann Marie.....	1976-77
Koziol, Susan.....	1980-81
Krueger, McKenzie.....	1996-98
Krupski, Carol.....	1973-75
Kunich, Amy.....	2001-05

L

Labach, Nancy.....	1976-77
Lamark, Marcella.....	2019-21
Lamb, Tania.....	2015-18
Larkin, Bridget.....	2002-05
Lawrence, LaTonya.....	1996-00
Lesnick, Linda.....	1975-78
Lewis, Debbie.....	1977-81
Lim, Karlyle.....	2004-08
Loeffler, Kit.....	1975-79
Logan, Asia.....	2010-14
Long, Tabatha.....	1985-89
Love, Bettina.....	1999-02
Love, Lynn.....	1979-83
Lyons, Tehya.....	2018-19

M

Mack, Whitney.....	1987-91
Maloy, Erin.....	1990-94
Maser, Joan.....	1975-77
Matarazzi, Becky.....	1976-77
Maziarz, Rebecca.....	1981-85

McCallister, Melanie	1979-81
McConnell, Maureen	1989-91
McElhinny, Jill	1989-93
McManus, Cora	2011-15
Miklasevich, Pam	1979-83
Montesano, Gina	1995-00
Montgomery, Patricia	1974-75
Moore, Stacy	2002-04
Morris, Allisha	2001-05
Morris, Nickeia	1996-00
Morton, Carol	1991-95
Miles, Katina	1993-94
Miller, Carolyn	1990-94
Miller, Erin	1993-95
Murray, Debra	1977-79

N

Nelson, Kellie	1995-96
Nelson, Kyla	2017-20
Novosel, Pam	1983-87
Nwude, Selena	2006-10

O

Ogoke, Sarah	2008-10
--------------------	---------

P

Paczkowski, Kathy	1976-80
Parey, Renee	1973-75
Paul, Patricia	1983-87
Petho, Stephanie	1992-96
Pettepier, Krista	2011-13
Plake, Jane	1983-87
Popovec, Kate	2008-10
Porter, TiAnna	2011-12
Potvin, Fred	2013-16
Prapa, Ismini	2018-Pres.

R

Randolph, Wanda	1976-79
Ransom, Turia	1989-93
Raymond, Kim	1974-78
Rehm, Anne	1978-80
Renaud, Jessica	2010-11
Roma, Renee	1981-83
Rodriguez, Pika	2017-19
Rodriguez, Rita	1977-79
Ryndycz, Jessica	2000-02

S

Sallard, Sophronia	2007-10
Schneider, Margie	1974-75
Scott, Shayla	2007-11
Selwyn, Laine	1999-03
Senkowski, Mimi	1975-78
Senneca, Kelly	1993-97
Serio, Jordan	2014-15

Serio, Madison	2015-17
Shaffer, Carolyn	1980-81
Sheerer, Sally	1984-88
Shingler, Jennifer	1986-90
Sholokhova, Vika	2004-05
Siedel, Geri	1974-75
Sims, Jania	2006-11
Singleton, Phyllis	1974-75
Sitlinger, Jill	1985-89
Stewart, Brooke	1999-03
Stewart, Xenia	2005-09
Stinner, Debbie	1974-75
Stripling, Stephanie	1977-79
Strother, Destiny	2020-Pres.
Stufflet, Sheila	2000-04
Szramowski, Kathy	1974-76
Swain, Robyn	1999-00

T

Tafen, Sylvie	2005-08
Tarasi, Beth	1980-82
Taylor, Cheron	2002-06
Taylor, Danielle	2003-07
Thompson, Melissa	1993-97
Thomas, Brittaney	2008-10
Threatt, Karen	1986-90
Tirik, Kim	1982-86
Toney, Monique	1997-01
Tuney, Terru	1973-74
Tyner, Jennifer	1983-87

V

Vogt, Terri	1975-77
-------------------	---------

W

Walker, Mercedes	2004-08
Walsh, Cassidy	2015-19
Walters, Kalista	2015-19
Warren, Jaime	1994-96
Webb, Kortni	1995-99
Welch, Chelsea	2013-14
Welsh, Barb	1975-78
Welsh, Penny	1979-81
Whitney, Jasmine	2016-19
Whitworth, Nicole	1997-99
Wigham, Kim	1980-81
Wignot, Monica	2014-15
Williams, Dallas	1999-03
Wilson, Shawnice	2008-10
Winn, Mallorie	2005-08
Wise, Brenna	2015-17
Wittenmyer, Mandy	1999-03
Woods, Farrah	1994-98

Z

Zaken, Diane	1974-78
Zellous, Shavonte	2004-09

MEDIA INFO

The University of Pittsburgh Media Relations staff looks forward to serving the members of the media during the 2020-21 Pittsburgh women's basketball season. If you will be attending a game at Pitt's Petersen Event Center, please take a few moments to review the items of media interest appearing on the pages that follow.

The University of Pittsburgh Media Relations Department will coordinate all requests and media activities for the Pitt women's basketball program.

If you have any special media requests of our office, please do not hesitate to contact any of the staff members at any time. Any additional information, interviews or photos can be requested from the Pitt Media Relations Office.

The staff of the Pitt Media Relations Office hopes to make your working experience enjoyable.

MEDIA RELATIONS STAFF



EJ BORGHETTI

Executive Associate Athletic Director for Media Relations
Email: eborghetti@athletics.pitt.edu



MATT PLIZGA

Assistant Athletic Director of Media Relations
Email: mplizga@athletics.pitt.edu



LOUIE SPINA

Director of Media Relations - WBB Contact
Email: lspina@athletics.pitt.edu

DIRECTORS: Julie Jurich, Carly Weisenbach
ASSISTANT DIRECTORS: RJ Sepich, Korey Blucas, Nick Macdonald
MEDIA RELATIONS COORDINATOR: Celeste Welsh

WOMEN'S BASKETBALL MEDIA RELATIONS

LOCATION: Petersen Events Center, Events Level
PHONE: (412) 648-8240
FAX: (412) 648-8248
MAILING: P.O. Box 7436, Pittsburgh, PA 15213-0436
SHIPPING: 3719 Terrace St., Pittsburgh, PA 15261
PETERSEN EVENTS CENTER PRESS ROW: (716) 429-5464
TICKET OFFICE: (412) 648-PITT

GETTING HERE // DIRECTIONS

FROM PITTSBURGH INTERNATIONAL AIRPORT

- Take I-376 East/I-79 East/I-279 toward Pittsburgh. Pass through the Fort Pitt Tunnel in the right lane. Bear right at the first ramp over the bridge, following signs for I-376.
- Exit I-376 at the Oakland/Forbes Avenue exit (Exit 72A).
- Turn left at the third traffic light (McKee Place).
- Continue through light.
- Take right at second light (Terrace Street).
- The Petersen Events Center is on your left.

FROM PENNSYLVANIA TURNPIKE (EAST)

- Take the Pittsburgh/Monroeville Exit (Exit 57). Follow I-376 West toward Pittsburgh.
- Take the Oakland Exit (Exit 73B). Bear right and proceed up the hill to the first traffic light.
- Take a left at Boulevard of the Allies, then a right at Halket.
- Proceed to Forbes Ave. and take a right.
- Make the left after the light (McKee Place)
- Continue through light.
- Take right at second light (Terrace Street).
- The Petersen Events Center is on your left.

FROM THE NORTH

- Take I-79 South to I-279 South to I-579 South (across the Veterans Bridge).
- Exit at the Boulevard of the Allies (Exit 14) toward Monroeville/Oakland.
- Turn left at Halket Street.
- Turn right on Forbes Avenue.
- Make the left at McKee Place.
- Continue through light.
- Take right at second light (Terrace Street)
- The Petersen Events Center is on your left.

MEDIA POLICIES

CREDENTIALS

- Credentials for Pitt home games are issued to working media only and should be requested as early as possible due to space limitations, parking limitations and demand. All credential requests need to be made by contacting Louie Spina via email at lspina@athletics.pitt.edu or by phone at 716-429-5464.
- Media members are required to make credential arrangements at least 24 hours in advance of the game in question.
- Credentials are limited to members of the working media only. A media pass allows accredited media access to the media room, press row and floor access for photographers/camera crews. Only web sites of each participating institution with contractual rights and accredited news web sites will be issued credentials.
- Each visiting opponent SID submits a list of attending media members. To get on that list, please inform the respective media relations contact, Louie Spina, at lspina@athletics.pitt.edu.

MEDIA WILL CALL/ENTRANCE

- All media members must pick up credentials and enter the arena at Concourse C. Pitt's Concourse C media entrance will open one hour prior to tipoff. Due to time constraints, credentials will not be mailed. Visiting radio and TV broadcasters/producers may pick up their credentials at shootaround or through their respective media relations contacts.

MEDIA ROOM

- The media room will serve as a multi-purpose space housing pregame meals, postgame interviews as well as media work stations.

MEDIA SEATING ON PRESS ROW

- Seating on press row is limited and will be assigned on a priority basis. The priority basis is as follows: 1. Representatives of Pittsburgh district papers and metropolitan papers filing for deadline, other newspapers covering the respective teams, 2. Radio and television commentators, 3. National publications. All media members must confirm their attendance to guarantee working space.

MEDIA PARKING

- Parking may only be obtained/approved through the Athletic Media Relations Office. Parking is limited as all requests must be made at least 24 hours in advance of the game in question.
- Media parking will be at the same location as in past years: E Lot at the Fitzgerald Field House. Media members must confirm with the Athletic Media Relations Office that they require parking as a list will be at the entrance.

INTERVIEW POLICY

- The Athletic Media Relations Office will assist all media personnel with coverage of Pitt basketball. All interviews MUST be arranged through the Athletic Media Relations Office. Generally, head coach Lance White and selected players are available for interviews two days prior to each game, post-practice. If a media member wishes to complete something more in-depth during the week, please contact Louie Spina at (716) 429-5464 or lspina@athletics.pitt.edu to arrange a time. No interviews will

be conducted on game day. Players' telephone numbers will not be released by the Media Relations Office. Out-of-town interview requests for Coach White or any player must be made at least 48 hours in advance.

PHOTOGRAPHERS

- Still photographers and TV news cameramen will receive a regular media pass and be assigned a position on the floor at the baseline. Photographers must remain in the space designated. Be prepared to show identification if asked to identify yourself. Strobe lights are prohibited.

VISITING RADIO BROADCAST

- The visiting radio broadcast crew will be issued space next to the visitor's bench at the scorers table. As per Atlantic Coast Conference rules, one ISDN line and one analog phone line will be provided for broadcast.
- A facility representative will be available prior to the game to answer any questions and/or assist with technological needs.
- It is recommended that each visiting radio crew attend shootaround to setup equipment. Storage for radio equipment is available in the Pitt media relations office.

LIVE TV TRUCKS

- Local television trucks have been assigned parking on Sutherland Drive (see map on page 202, street leading into the loading dock). Please notify the Athletic Media Relations Office if there is an access problem.

WIRELESS ACCESS

- Wireless internet service is available to media members only throughout the Petersen Events Center. Username and password for wireless internet access will be posted in the media room.

NETWORK / LIVE TV NEEDS

- The media relations office must be notified of all television network and live television needs to guarantee working space.
- For technical needs or information, please contact Petersen Events Center/SMG representative Jodi Hummert at (412) 648-3078 or at jhummert@pitt.edu.

POSTGAME PROCEDURE

- Following a 10-minute "cooling off" period, requested/selected Pitt student-athletes as well as Pitt head coach Lance White will be available for interviews in the Media Interview Room.
- The visiting coach and players will also be available outside the visiting team locker room. All requests for visiting team players and coaches must be directed to visiting team SID.

PITT MEDIA SERVICES

- Media members may access the most up-to-date information on the Pitt women's basketball team on the athletic department's official Web site: www.pittsburghpanthers.com.
- Game notes, official statistics, game recaps, boxscores and general releases will be updated regularly. All of this information is available online.
- The University of Pittsburgh Athletics Media Relations Department will also send out game notes via e-mail prior to each game. To get on the list, please e-mail Louie Spina at lspina@athletics.pitt.edu.



Pitt 2021-22 SCHEDULE

11.10	RADFORD	6:00 PM
11.12	LAFAYETTE	6:00 PM
11.17	LIU	6:00 PM
11.20	@ Duquesne	8:00 PM
11.25	vs. Texas A&M^	8:00 PM
11.26	vs. Northwestern^	5:45 PM
11.27	vs. South Dakota^	5:45 PM
12.1	RUTGERS#	6:00 PM
12.4	@ Ball State	1:00 PM
12.7	COPPIN STATE	6:00 PM
12.10	NC STATE*	6:00 PM
12.19	@ Notre Dame*	2:00 PM
12.22	HOLY CROSS	Noon
12.30	GEORGIA TECH*	6:00 PM
1.2	@ Boston College*	2:00 PM
1.6	@ Louisville*	7:00 PM
1.13	BOSTON COLLEGE*	6:00 PM
1.16	WAKE FOREST*	2:00 PM
1.20	@ Virginia Tech*	6:00 PM
1.23	NOTRE DAME*	2:00 PM
1.27	@ Clemson*	7:00 PM
1.30	@ Syracuse*	Noon
2.3	DUKE*	6:00 PM
2.10	@ North Carolina*	6:00 PM
2.13	SYRACUSE*	2:00 PM
2.17	@ Miami*	6:00 PM
2.20	@ Virginia*	4:00 PM
2.24	LOUISVILLE*	6:00 PM
2.27	FLORIDA STATE*	2:00 PM

^ Paradise Jam (St. Thomas, USVI)
*ACC Matchup #ACC-Big Ten Challenge