



PITT vs. OHIO

September 7, 2019 • 11 a.m., ET

Heinz Field (68,400/Natural Grass) • Pittsburgh, Pa.

ACC Network • Pitt Panthers Radio Network

PittsburghPanthers.com • @Pitt_FB

Schedules and Results

PITT (0-1, 0-1 ACC)

Aug. 31	Virginia* (ACCN)	L, 14-30
Sept. 7	Ohio (ACCN)	11 a.m.
Sept. 14	at Penn State (ABC)	Noon
Sept. 21	UCF	TBA
Sept. 28	Delaware	TBA
Oct. 5	at Duke*	TBA
Oct. 18 (Fri.)	at Syracuse* (ESPN)	7 p.m.
Oct. 26	Miami* (HC)	TBA
Nov. 2	at Georgia Tech*	TBA
Nov. 14 (Thurs.)	North Carolina* (ESPN)	8 p.m.
Nov. 23	at Virginia Tech*	TBA
Nov. 30	Boston College*	TBA

*ACC game

(HC) Homecoming

OHIO (1-0, 0-0 MAC)

Aug. 31	Rhode Island	W, 41-20
Sept. 7	at Pitt	11 a.m.
Sept. 14	at Marshall	6:30 p.m.
Sept. 21	Louisiana	TBA
Oct. 5	at Buffalo*	3:30 p.m.
Oct. 12	Northern Illinois*	3:30 p.m.
Oct. 19	Kent State*	TBA
Oct. 26	at Ball State*	TBA
Nov. 6 (Wed.)	Miami (Ohio)*	7:30 or 8 p.m.
Nov. 12 (Tues.)	Western Michigan*	7:30 or 8 p.m.
Nov. 19 (Tues.)	at Bowling Green*	7:30 p.m.
Nov. 26 (Tues.)	at Akron*	7 p.m.

*MAC game

Broadcast Information

Television • ACC Network

Clay Matvick (play-by-play)
John Congemi (analyst)
Dr. Jerry Punch (reporter)

Pitt Radio • 93.7 The Fan & Pitt Panthers Radio Network

Bill Hillgrove (play-by-play)
Pat Bostick (analyst)
Larry Richert (reporter)

SiriusXM Satellite Radio

Sirius Channel 133, XM Channel 193, Internet Channel 955

WPTS Radio (Pitt Student Station) • 92.1 FM

Online Audio

937thefan.radio.com

Game Storylines

✓ Following a rare season opener against a league opponent, Pitt begins the non-ACC portion of its schedule by hosting the Ohio Bobcats of the Mid-American Conference.

✓ The Panthers are looking to bounce back from a 30-14 loss to ACC Coastal Division foe Virginia in the opener. Ohio began the season by rolling past FCS program Rhode Island, 41-20.

✓ Ohio is the preseason favorite to capture the MAC championship. The Bobcats return 14 starters from last year's 9-4 team that claimed a 27-0 victory over San Diego State in the 2018 DXL Frisco Bowl.

✓ Pitt and Ohio are meeting for the first time since 2005. The Panthers are 7-1 all-time against the Bobcats but lost the most recent encounter, a 16-10 overtime decision in Athens.

✓ The Panthers are 31-4 overall against MAC opponents, including 26-2 in home games.

✓ Pat Narduzzi is 1-0 against MAC foes as a head coach. The Panthers defeated Akron, 24-7, in 2015, Narduzzi's debut season at Pitt.

✓ The Panthers are trying to avoid their first 0-2 start since 2012. Over the past 50 seasons, Pitt has lost its opening two games only five times (1969, 1972, 1984, 2005 and 2012).

✓ Pitt's four non-conference foes went a combined 37-14 (.725) last year. Moreover, Ohio (9-4), Penn State (9-4), UCF (12-1) and FCS program Delaware (7-5) each advanced to the postseason.

✓ Pitt will continue to break in a starting lineup with many new faces. In the Virginia opener, 10 players made their first career starts as Panthers.

✓ The Panthers are 2-2 in games with a morning kickoff since 1979. Pitt last had an 11 a.m. start in 2012, a 45-35 home loss to Louisville.

Pitt-Ohio History in Brief

Series Began: 1902

Series Overall: Pitt leads 7-1

At Pittsburgh: Pitt leads 7-0

At Ohio: Ohio leads 1-0

Neutral Sites: 0-0

OT Games: Ohio leads 1-0

Last Meeting: Sept. 9, 2005

(Ohio won, 16-10 [OT])

Last Meeting at Pitt: Sept. 11, 2004

(Pitt won, 24-3)

Current Series Streak:

Ohio has won 1 (2005)

Longest Pitt Series Win Streak:

7 games (1902-2004)

Longest Ohio Series Win Streak:

1 game (2005)

Largest Pitt Victory Margin:

71 points (71-0, 1910)

Largest Ohio Victory Margin:

6 points (16-10, 2005 [OT])

The Coaches

Pitt Coach Pat Narduzzi

Overall (season): 28-25 (fifth)

At Pitt (season): same

Alma Mater: Rhode Island, 1990

Record vs. Ohio: 0-0

Ohio Coach Frank Solich

Overall (season): 165-94 (21st)

At Ohio (season): 107-75 (15th)

Alma Mater: Nebraska, 1966

Record vs. Pitt: 1-0

PITT FOOTBALL MEDIA SERVICES



OHIO WEEK SCHEDULE

SUNDAY	MONDAY	TUESDAY	WEDNESDAY	THURSDAY	FRIDAY	SATURDAY
1 No scheduled media opportunities	2 Pat Narduzzi Press Conference Noon	3 Practice Window 9:05 a.m. Interviews 11:30 a.m.	4 Interviews 11:30 a.m. Narduzzi Radio Show 1020 KDKA 6-7 p.m.	5 Final Narduzzi Press Brief 1 p.m.	6 No scheduled media opportunities	7 Pitt vs. Ohio Heinz Field 11 a.m., ET ACC Network

PITT FOOTBALL MEDIA CONTACTS

E.J. Borghetti, Executive Associate A.D.
(football contact)

Borghetti e-mail: eborghetti@athletics.pitt.edu
R.J. Sepich, Assistant Communications Director
(co-football contact)

Sepich e-mail: rsepich@athletics.pitt.edu

Celeste Welsh, Communications Coordinator
(credential contact)

Welsh e-mail: cwelsh@athletics.pitt.edu

PITT ATHLETIC COMMUNICATIONS PHONE NUMBERS

Pitt Athletic Communications Office: (412) 648-8240

Heinz Field Press Box: (412) 697-7198

Pitt Football Office: (412) 648-8700

PITT FOOTBALL ON THE WEB

Official Pitt Site: PittsburghPanthers.com

Media Info: collegepressbox.com

Pitt Football Twitter/Instagram: @Pitt_FB

Pitt YouTube Page: YouTube.com/pittlivewire

PITT ATHLETIC COMMUNICATIONS ADDRESS

University of Pittsburgh
Athletic Communications
Petersen Events Center
3719 Terrace Street
Pittsburgh, PA 15261

PITT PRACTICE FACILITY ADDRESS

Pitt Football Office
UPMC Rooney Sports Complex
3450 South Water Street
Pittsburgh PA 15203

ACC COMMUNICATIONS CONTACTS

Amy Yakola, Executive Associate Commissioner
(chief of external affairs)

Yakola e-mail: ayakola@theacc.org

Kevin Best, Senior Associate Commissioner
(football communications)

Best e-mail: kbest@theacc.org

ACC Communications Phone: (336) 854-8787

ACC FOOTBALL ON THE WEB

Official ACC Site: theacc.com

Media Info: collegepressbox.com

ACC Football Twitter: @ACCFootball

ACC YouTube Page: YouTube.com/ACCDigitalNetwork

WEEKLY PRESS CONFERENCE

Pat Narduzzi conducts his game week press conferences on Mondays at noon. The conferences are held at the UPMC Rooney Sports Complex and streamed live on Pitt's football Twitter account (@Pitt_FB). Video will be available later that day at YouTube.com/pittlivewire. A press conference transcript will be posted on PittsburghPanthers.com.

PITT PRACTICE COVERAGE

On designated days, the initial 30 minutes of Pitt football practice are open to the media for observation. Photographers are also free to shoot practice during this time. The duration of the workout is closed. Reporters should contact the communications office in advance for practice times and proper clearance. All practices will be held at the UPMC Rooney Sports Complex.

PITT WEEKLY INTERVIEWS

All interviews must be arranged through the communications office. Select players and assistant coaches are available for post-practice media sessions on Tuesdays and Wednesdays. In addition to his Monday press conferences, Coach Narduzzi will have a media briefing on Thursdays of game weeks.

PITT MEDIA CREDENTIALS

Pitt home game credentials should be requested via sportssystems.com/pitt. Questions about credential registration should be directed to communications coordinator Celeste Welsh by email (cwelsh@athletics.pitt.edu).

COLLEGEPRESSBOX.COM

Media can use collegepressbox.com to download game notes, quotes, statistics, media guides, headshots, logos and more for each conference. Login information will be distributed to accredited media or you can apply for access at collegepressbox.com/register.

ACC MEDIA PORTAL

The ACC and XOS Digital have partnered to provide individual highlight packages from all ACC-controlled regular season football games to approved TV news affiliates for the 2019 season. Upon the conclusion of each game, highlights will be made available for local TV news affiliates to download and use in televised news programming at no cost. Outlets may access the highlights, along with any weekly head coach press conferences, through the ACC Media Portal. Interested affiliates should email licensing@xosdigital.com to register for the ACC Media Portal. Approved affiliates will receive a confirmation email along with credentials to access the ACC Media Portal.

ACC DIGITAL LICENSE

Per ACC News Access Guidelines, game footage (station shot or broadcast) may not be distributed through digital platforms without a license. The ACC and XOS Digital now offer a turnkey digital highlight license specifically designed for local TV affiliates. This license will cover the use of ACC game footage across official station websites, apps and social media platforms. Distribution of in-game highlights on any platform during the broadcast window is strictly prohibited, regardless of a digital license. Interested affiliates should email licensing@xosdigital.com to receive more information or to purchase a digital license.

ACC DIGITAL CONTENT

Agencies with interest in accessing or licensing ACC digital content beyond what is provided in the ACC News Access Guidelines should contact Chad Swofford, the Senior Director of New Media and Business Development for Raycom Sports. Swofford can be reached at cswofford@raycomsports.com.

OFFENSE

Wide Receiver

11	TAYSIR MACK (JR*, 6-2, 205)
6	Aaron Mathews (SR, 6-4, 220)

Wide Receiver

5	TRE TIPTON (SR*, 6-0, 185)
88	Dontavius Butler-Jenkins (SO*, 6-0, 215)

Wide Receiver

2	MAURICE FFRENCH (SR, 5-11, 200)
83	John Vardzel (FR*, 5-10, 185)

Tight End

10	WILL GRAGG (SR*, 6-4, 245)
86	Nakia Griffin-Stewart (SR*, 6-5, 260)
84	Grant Carrigan (SO*, 6-7, 280)

Left Tackle

77	CARTER WARREN (SO*, 6-5, 320)
59	Carson Van Lynn (SO*, 6-5, 300)

Left Guard

71	BRYCE HARGROVE (JR*, 6-4, 315)
56	Brandon Ford (JR*, 6-5, 310)

Center

67	JIMMY MORRISSEY (JR*, 6-3, 305)
60	Owen Drexel (SO*, 6-3, 300)

Right Guard

57	GABE HOUY (SO*, 6-6, 310)
53	Jake Kradel (FR*, 6-3, 300) or
55	Chase Brown (SR*, 6-5, 310)

Right Tackle

70	NOLAN ULIZIO (SR*, 6-5, 320)
74	Jerry Drake Jr. (SO*, 6-5, 310)

Quarterback

8	KENNY PICKETT (JR, 6-2, 225)
12	Nick Patti (FR*, 6-3, 215) or
3	Jeff George Jr. (SR*, 6-3, 220)

Tailback

21	A.J. DAVIS (JR, 6-0, 215) OR
23	TODD SIBLEY JR. (SO*, 5-9, 225)

DEFENSE

Defensive End

91	PATRICK JONES II (JR*, 6-5, 260)
6	John Morgan (FR*, 6-2, 255) or
25	Kaymar Mimes (FR*, 6-5, 245)

Defensive Tackle

97	JAYLEN TWYMAN (SO*, 6-2, 290)
2	David Green (FR*, 6-0, 285) or
92	Tyler Bentley (FR*, 6-2, 300)

Defensive Tackle

10	KEYSHON CAMP (JR*, 6-4, 285) OR
34	AMIR WATTS (SR, 6-3, 295)
95	Devin Danielson (FR*, 6-1, 295)

Defensive End

5	DESLIN ALEXANDRE (SO*, 6-4, 265)
87	Habakkuk Baldonado (FR*, 6-5, 250)

Money Linebacker

28	KYLAN JOHNSON (SR*, 6-2, 230)
36	Chase Pine (JR*, 6-2, 250)

Mike Linebacker

44	ELIAS REYNOLDS (JR*, 6-2, 235) OR
9	SALEEM BRIGHTWELL (SR*, 6-0, 230)

Star Linebacker

38	CAM BRIGHT (SO*, 6-0, 225) OR
24	PHIL CAMPBELL III (JR*, 6-1, 220)

Strong Safety

12	PARIS FORD (SO*, 6-0, 190)
7	Jazzee Stocker (SR*, 6-2, 190)

Free Safety

3	DAMAR HAMLIN (SR, 6-1, 195)
4	Therran Coleman (JR*, 6-0, 205)

Cornerback

11	DANE JACKSON (SR*, 6-0, 190)
31	Erick Hallett (FR*, 5-11, 190)

Cornerback

15	JASON PINNOCK (JR, 6-0, 200) OR
21	DAMARRI MATHIS (JR, 5-11, 195)

SPECIALISTS

Placekicker

97	ALEX KESSMAN (JR*, 6-3, 195)
91	Sam Scarton (FR, 6-0, 170)

Punter

98	KIRK CHRISTODOULOU (SO*, 6-1, 210)
96	Jared Campbell (FR, 6-1, 190)

Holder

98	KIRK CHRISTODOULOU (SO*, 6-1, 210)
8	Kenny Pickett (JR, 6-2, 225)

Long Snapper

94	CAL ADOMITIS (JR, 6-1, 230)
52	Jack Hansberry (FR*, 6-1, 225)

Kickoff Returner

2	MAURICE FFRENCH (SR, 5-11, 200)
11	Taysir Mack (JR*, 6-2, 205)

Punt Returner

2	MAURICE FFRENCH (SR, 5-11, 200)
11	Taysir Mack (JR*, 6-2, 205)
12	Paris Ford (SO*, 6-0, 190)

Kickoffs

97	ALEX KESSMAN (JR*, 6-3, 195)
91	Sam Scarton (FR, 6-0, 170)

2019 PITT FOOTBALL ROSTERS



PITT NUMERICAL ROSTER

No.	Name	Pos.	Yr.	Ht.	Wt.	Hometown/High School
2	Maurice Ffrench***	WR	SR	5-11	200	New Brunswick, NJ/New Brunswick
2(D)	David Green	DL	FR*	6-0	285	West Mifflin, PA/Pittsburgh Central Catholic
3	Damar Hamlin**	DB	SR	6-1	195	McKees Rocks, PA/Pittsburgh Central Catholic
3(D)	Jeff George Jr.	QB	SR*	6-3	220	Indianapolis, IN/Warren Central/Illinois
4	Therran Coleman**	DB	JR*	6-0	205	Pittsburgh, PA/Brashear
4(D)	Daniel Carter	RB	FR	5-10	220	Margate, FL/St. Thomas Aquinas
5	Deslin Alexandre*	DL	SO*	6-4	265	Pompano Beach, FL/Deerfield Beach
5(D)	Tre Tipton***	WR	SR*	6-0	185	Apollo, PA/Apollo-Ridge
6	Aaron Mathews***	WR	SR	6-4	220	Clairton, PA/Clairton
6(D)	John Morgan	DL	FR*	6-2	255	Upper Marlboro, MD/DeMatha Catholic
7	Jazzee Stocker***	DB	SR*	6-2	190	Coatesville, PA/Coatesville Area
8	Kenny Pickett**	QB	JR	6-2	225	Oakhurst, NJ/Ocean Township
8(D)	Calijah Kancey	DL	FR	6-0	270	Miami, FL/Miami Northwestern
9	Saleem Brightwell***	LB	SR*	6-0	230	Paterson, NJ/Paramus Catholic
9(D)	Michael Smith*	WR	SO*	6-1	215	Vero Beach, FL/Vero Beach Senior
10	Keyshon Camp**	DL	JR*	6-4	285	Lakeland, FL/Lake Gibson
10(D)	Will Gragg*	TE	SR*	6-4	245	Dumas, AR/Dumas/Arkansas
11	Dane Jackson***	DB	SR*	6-0	190	Coraopolis, PA/Cornell (Quaker Valley)
11(D)	Taysir Mack*	WR	JR*	6-2	205	Brooklyn, NY/Grand Street Campus/Indiana
12	Paris Ford*	DB	SO*	6-0	190	Pittsburgh, PA/Steel Valley
12(D)	Nick Patti	QB	FR*	6-3	215	Hillsdale, NJ/St. Joseph Regional
14	Marquis Williams	DB	FR*	5-8	170	Pompano Beach, FL/Cardinal Gibbons
14(D)	Will Gipson	WR	FR	6-2	175	Aliquippa, PA/Aliquippa
15	Jason Pinnock**	DB	JR	6-0	200	Windsor, CT/Windsor
16	Nate Temple	DL	FR	6-4	225	Abbeville, SC/Abbeville
16(D)	Jake Cortes	TE	FR*	6-5	250	McMurray, PA/Peters Township
17	Rashad Weaver**	DL	JR*	6-5	270	Fort Lauderdale, FL/Cooper City
17(D)	Davis Beville	QB	FR	6-5	210	Greenville, SC/Greenville
18	Shocky Jacques-Louis*	WR	SO	6-0	185	Fort Myers, FL/Dunbar
18(D)	Eli Kosanovich	QB	FR	6-2	195	Aliquippa, PA/Aliquippa
19	V'Lique Carter*	WR	SO	5-9	185	West Palm Beach, FL/Oxbridge Academy
20	Wendell Davis	LB	FR*	6-2	240	Richmond, VA/Benedictine College Prep
20(D)	Paris Brown	DB	FR	5-10	190	Powder Springs, GA/McEachern
21	A.J. Davis**	RB	JR	6-0	215	Lakeland, FL/Lakeland
21(D)	Damarri Mathis**	DB	JR	5-11	195	Lakeland, FL/Lakeland
22	Vincent Davis	RB	FR	5-8	170	Fort Lauderdale, FL/Cardinal Gibbons
22(D)	Brandon Hill	DB	FR	5-10	205	Apopka, FL/Wekiva
23	Todd Sibley Jr.*	RB	SO*	5-9	225	Akron, OH/Archbishop Hoban
23(D)	Leslie Smith	LB	FR	5-11	195	Miami, FL/Miami Northwestern
24	Phil Campbell III**	LB	JR*	6-1	220	Kendall Park, NJ/South Brunswick
25	Kaymar Mimes	DL	FR*	6-5	245	Long Branch, NJ/Long Branch
25(D)	A.J. Woods	DB	FR	5-10	175	Germantown, MD/Northwest
26	Judson Tallandier	DB	FR*	6-0	185	Largo, MD/DeMatha Catholic
27	Bricen Garner**	DB	JR*	6-1	190	Pittsburgh, PA/Pittsburgh Central Catholic
27(D)	Gavin Thomson	WR	FR	6-0	175	Pittsburgh, PA/Pittsburgh Central Catholic
28	Kylan Johnson	LB	SR*	6-2	230	Dallas, TX/Skyline/Florida
28(D)	Kyi Wright	TE	FR	6-2	240	Farrell, PA/Farrell
29	Joshua Junko	WR	FR	6-0	190	Akron, OH/Cuyahoga Valley Christian Acad.
30	Brandon George	LB	FR	6-2	235	Bernville, PA/Berks Catholic
31	Erick Hallett	DB	FR*	5-11	190	Cypress, TX/Cy-Fair
32	SirVocea Dennis	LB	FR	6-1	220	Syracuse, NY/Christian Brothers Academy/ Peddie School (NJ)
34	Amir Watts***	DL	SR	6-3	295	Chicago, IL/Wendell Phillips Academy
34(D)	Jacob Hunsinger	WR	FR	6-2	185	Hazleton, PA/Hazleton
35	Isaiah Stewart	WR	FR	6-2	185	Union, NJ/Union
36	Chase Pine**	LB	JR*	6-2	250	Williamsburg, VA/Lafayette
37	Brassir Stocker	DB	FR	6-0	185	Coatesville, PA/Downingtown East
38	Cam Bright*	LB	SO*	6-0	225	Cleveland, OH/Park Crossing (AL)
39	John Petrishen	DB	SR*	6-1	210	Lower Burrell, PA/Pittsburgh Central Catholic

PITT ALPHABETICAL ROSTER

No.	Name	Pos.
94	Cal Adomitis**	LS
5	Deslin Alexandre*	DL
87	Habakkuk Baldonado	DL
92	Tyler Bentley	DL
17(D)	Davis Beville	QB
85	Garrett Bickhart	WR
40	Grey Brancifort	FB/LS
38	Cam Bright*	LB
9	Saleem Brightwell***	LB
57(D)	Bam Brima	DL
55	Chase Brown	OL
20(D)	Paris Brown	DB
61	Brian Burgess	OL
88	Dontavius Butler-Jenkins*	WR
10	Keyshon Camp**	DL
96(D)	Jared Campbell	P
24	Phil Campbell III**	LB
84	Grant Carrigan*	TE
4(D)	Daniel Carter	RB
19	V'Lique Carter*	WR
98	Kirk Christodoulou*	P
4	Therran Coleman**	DB
44(D)	Jason Collier	TE
16(D)	Jake Cortes	TE
95	Devin Danielson	DL
21	A.J. Davis**	RB
22	Vincent Davis	RB
20	Wendell Davis	LB
32	SirVocea Dennis	LB
72	Liam Dick	OL
74	Jerry Drake Jr.*	OL
60	Owen Drexel	OL
2	Maurice Ffrench***	WR
56	Brandon Ford*	OL
12	Paris Ford*	DB
27	Bricen Garner**	DB
30	Brandon George	LB
3(D)	Jeff George Jr.	QB
14(D)	Will Gipson	WR
76	Matt Goncalves	OL
10(D)	Will Gragg*	TE
2(D)	David Green	DL
86	Nakia Griffin-Stewart	TE
31	Erick Hallett	DB
3	Damar Hamlin**	DB
52	Jack Hansberry	LB/LS
71	Bryce Hargrove*	OL
48	Jackson Henry	LB
22(D)	Brandon Hill	DB
57	Gabe Houy*	OL
34(D)	Jacob Hunsinger	WR
93	Brandon Hurst	LS
11	Dane Jackson***	DB
18	Shocky Jacques-Louis*	WR
28	Kylan Johnson	LB
91	Patrick Jones II**	DL
90	Deandre Jules	DL
29	Joshua Junko	WR
8(D)	Calijah Kancey	DL

2019 PITT FOOTBALL ROSTERS



NUMERICAL ROSTER CONTINUED

No.	Name	Pos.	Yr.	Ht.	Wt.	Hometown/High School
39(D)	Kyle Vreen	RB	JR*	5-10	190	Aliquippa, PA/Central Valley
40	Grey Brancifort	FB/LS	FR*	6-1	240	Pickerington, OH/Pickerington Central
41	Jake Zilinskas	LB	JR*	6-2	230	Indiana, PA/Indiana/John Carroll
43	Elias Myers	FB	FR	6-3	215	Sunbury, OH/Big Walnut
44	Elias Reynolds**	LB	JR*	6-2	235	Brooklyn, NY/Poly Prep Country Day School
44(D)	Jason Collier	TE	FR	6-5	285	West Deptford, NJ/West Deptford
45	Noah Palmer	DL	FR*	6-3	265	Jefferson Hills, PA/Thomas Jefferson
46	Michael Vardzel	WR	JR*	5-11	190	Charleston, SC/Wando
47	Kyle Nunn*	LB	SO*	6-3	230	Findlay, OH/Findlay
48	Jackson Henry	LB	FR*	6-2	240	Perkasie, PA/Pennridge
52	Jack Hansberry	LB/LS	FR*	6-1	225	Pittsburgh, PA/Upper St. Clair
52(D)	Kenny Rainey III	OL	SO*	6-3	325	Aliquippa, PA/Aliquippa
53	Jake Kradel	OL	FR*	6-3	300	Butler, PA/Butler Senior
54	Rashad Wheeler**	OL	JR*	6-3	280	Pittsburgh, PA/ Pittsburgh Central Catholic
55	Chase Brown	OL	SR*	6-5	310	Ashburn, VA/Briar Woods/Lackawanna (PA)
56	Brandon Ford*	OL	JR*	6-5	310	Pittsburgh, PA/Upper St. Clair
57	Gabe Houy*	OL	SO*	6-6	310	Pittsburgh, PA/Upper St. Clair
57(D)	Bam Brima	DL	FR	6-5	235	Worcester, MA/Loyalsock Township (PA)
58	Bryce Nelms	DL	FR	6-5	260	West Orange, NJ/West Orange
59	Carson Van Lynn*	OL	SO*	6-5	300	Worthington, OH/Worthington Kilbourne
60	Owen Drexel	OL	SO*	6-3	300	Montclair, NJ/Montclair
61	Brian Burgess	OL	SO*	6-2	305	Charleroi, PA/Charleroi
66	Shane Murphy	OL	FR	6-4	270	Reading, PA/Berks Catholic
67	Jimmy Morrissey**	OL	JR*	6-3	305	Huntingdon Valley, PA/La Salle College H.S.
68	Blake Zubovic	OL	FR*	6-4	315	Belle Vernon, PA/Belle Vernon Area
70	Nolan Ulizio	OL	SR*	6-5	320	West Chester, OH/Lakota West/Michigan
71	Bryce Hargrove*	OL	JR*	6-4	315	Akron, OH/Coventry
72	Liam Dick	OL	FR	6-7	300	Milton, Ontario/Clarkson
74	Jerry Drake Jr.*	OL	SO*	6-5	310	Palm Beach Gardens, FL/Palm Beach Gardens
76	Matt Goncalves	OL	FR	6-6	305	Manorville, NY/Eastport-South Manor
77	Carter Warren	OL	SO*	6-5	320	Paterson, NJ/Passaic Tech
80	Cameron O'Neil	WR	FR*	6-1	205	Phenix City, AL/Glenwood School
81	Jim Medure**	TE	SR*	6-2	235	New Castle, PA/Neshannock
82	Jared Wayne	WR	FR	6-3	190	Peterborough, Ontario/ Clearwater Academy International (FL)
83	John Vardzel	WR	FR*	5-10	185	Charleston, SC/North Allegheny (PA)
84	Grant Carrigan*	TE	SO*	6-7	280	Las Vegas, NV/Pine-Richland (PA)
85	Garrett Bickhart	WR	SO*	6-5	215	Liberty, PA/North Penn-Mansfield
86	Nakia Griffin-Stewart	TE	SR*	6-5	260	Tenaflly, NJ/Tenaflly/Rutgers
87	Habakkuk Baldonado	DL	FR*	6-5	250	Rome, Italy/ Clearwater Academy International (FL)
88	Dontavius Butler-Jenkins*	WR	SO*	6-0	215	Hollywood, FL/American Heritage School
90	Deandre Jules	DL	FR	6-2	260	Germantown, MD/Northwest
91	Patrick Jones II**	DL	JR*	6-5	260	Chesapeake, VA/Grassfield
91(D)	Sam Scarton	PK	FR	6-0	170	Hermitage, PA/Hickory
92	Tyler Bentley	DL	FR*	6-2	300	West Chester, OH/Lakota West
93	Brandon Hurst	LS	FR	6-3	195	Aldie, VA/John Champe
94	Cal Adomitis**	LS	JR	6-1	230	Pittsburgh, PA/Pittsburgh Central Catholic
95	Devin Danielson	DL	FR*	6-1	295	Pittsburgh, PA/Thomas Jefferson
96	Chris Maloney	DL	FR*	6-2	250	Fort Washington, PA/La Salle College H.S.
96(D)	Jared Campbell	P	FR	6-1	190	Rochester, NY/McQuaid Jesuit
97	Jaylen Twyman*	DL	SO*	6-2	290	Washington D.C./H.D. Woodson
97(D)	Alex Kessman**	PK	JR*	6-3	195	Clarkston, MI/Clarkston
98	Kirk Christodoulou*	P	SO*	6-1	210	Melbourne, Australia/Balwyn

* following name denotes letters earned
 * following class denotes redshirt season
 (D) denotes duplicate number

ALPHABETICAL ROSTER CONTINUED

No.	Name	Pos.
97(D)	Alex Kessman**	PK
18(D)	Eli Kosanovich	QB
53	Jake Kradel	OL
11(D)	Taysir Mack*	WR
96	Chris Maloney	DL
6	Aaron Mathews***	WR
21(D)	Damarri Mathis**	DB
81	Jim Medure**	TE
25	Kaymar Mimes	DL
6(D)	John Morgan	DL
67	Jimmy Morrissey**	OL
66	Shane Murphy	OL
43	Elias Myers	FB
58	Bryce Nelms	DL
47	Kyle Nunn*	LB
80	Cameron O'Neil	WR
45	Noah Palmer	DL
12(D)	Nick Patti	QB
39	John Petrishen	DB
8	Kenny Pickett**	QB
36	Chase Pine**	LB
15	Jason Pinnock**	DB
52(D)	Kenny Rainey III	OL
44	Elias Reynolds**	LB
91(D)	Sam Scarton	PK
23	Todd Sibley Jr.*	RB
23(D)	Leslie Smith	LB
9(D)	Michael Smith*	WR
35	Isaiah Stewart	WR
37	Brassir Stocker	DB
7	Jazzee Stocker***	DB
26	Judson Tallandier	DB
16	Nate Temple	DL
27(D)	Gavin Thomson	WR
5(D)	Tre Tipton***	WR
97	Jaylen Twyman*	DL
70	Nolan Ulizio	OL
59	Carson Van Lynn*	OL
83	John Vardzel	WR
46	Michael Vardzel	WR
39(D)	Kyle Vreen	RB
77	Carter Warren	OL
34	Amir Watts***	DL
82	Jared Wayne	WR
17	Rashad Weaver**	DL
54	Rashad Wheeler**	OL
14	Marquis Williams	DB
25(D)	A.J. Woods	DB
28(D)	Kyi Wright	TE
41	Jake Zilinskas	LB
68	Blake Zubovic	OL

* following name denotes letters earned
 (D) denotes duplicate number



PERSONAL INFORMATION

Born: April 22, 1966

Hometown: Youngstown, Ohio

Alma Mater: Rhode Island, 1990

Family: Narduzzi and his wife, Donna, have four children: Arianna, Christina, Patrick and Isabella.

COLLEGE PLAYING EXPERIENCE

Rhode Island, three-year starter at linebacker (1987-89).

Youngstown State, starter at linebacker (1985).

COACHING EXPERIENCE

Miami (Ohio), 1990-91, graduate assistant; 1992, wide receivers.

Rhode Island, 1993-97, linebackers; 1998-99, defensive coordinator.

Northern Illinois, 2000-02, linebackers.

Miami (Ohio), 2003, defensive coordinator.

Cincinnati, 2004-06, defensive coordinator.

Michigan State, 2007-14, defensive coordinator; 2013-14, assistant head coach.

Pitt, 2015-present, head coach.

BOWL GAMES COACHED

2003 GMAC Bowl

2004 Fort Worth Bowl

2007 Champs Sports Bowl

2009 Capital One Bowl

2010 Valero Alamo Bowl

2011 Capital One Bowl

2012 Outback Bowl

2012 Buffalo Wild Wings Bowl

2014 Rose Bowl

2015 Cotton Bowl

2015 Military Bowl

2016 New Era Pinstripe Bowl

2018 Hyundai Sun Bowl

- ✓ The 2019 season marks Pat Narduzzi's fifth as Pitt's head football coach. Over his initial four years (2015-18), Narduzzi led the Panthers to the third-best record in ACC play with a 20-12 mark. Only Clemson (30-2) and Miami (21-11) achieved better ACC records during that timeframe.
- ✓ In 2018, the Panthers won their first Coastal Division championship and made their inaugural appearance in the ACC Championship Game.
- ✓ Narduzzi's 28 overall wins from 2015-18 marked the most by a Pitt coach in his first four seasons in nearly four decades. (Jackie Sherrill compiled 39 victories from 1977-80.)
- ✓ Under Narduzzi, the Panthers have a burgeoning reputation as a dangerous opponent for highly ranked foes. In 2017, Pitt closed the season with a 24-14 victory over No. 2 Miami. In 2016, the Panthers defeated two teams that finished in the top 5 of the final College Football Playoff rankings. Pitt gave No. 2 Clemson—that year's eventual national champion—its only loss (43-42) and kept No. 5 Penn State out of the playoff field by defeating the Nittany Lions, 42-39.
- ✓ Over Narduzzi's initial four seasons as head coach, Pitt had 26 All-ACC Academic Football Team honorees, the second-highest total among conference schools during that span.
- ✓ The Panthers also were a recipient of the American Football Coaches Association (AFCA) 2018 Academic Achievement Award after scoring a perfect single-year 1,000 Academic Progress Rate (APR).
- ✓ Over the past four NFL Drafts (2016-19), the Panthers had 10 players selected, tied for the sixth-highest total among ACC teams.
- ✓ Each of Pitt's three 2018 draft picks—tackle Brian O'Neill (Minnesota Vikings), safety Jordan Whitehead (Tampa Bay Buccaneers) and cornerback Avonte Maddox (Philadelphia Eagles)—were rookie starters. Moreover, running back James Conner, a Pittsburgh Steelers' 2017 draft pick, was selected to the Pro Bowl after rushing for nearly 1,000 yards in his second professional season.
- ✓ In 2016, Quadree Henderson earned consensus All-America status as a return specialist after leading the country in kickoff return touchdowns (three) and combined kick return yards (1,166). Additionally, guard Dorian Johnson also was a first team All-American under Narduzzi.
- ✓ Narduzzi has coached three ACC major award winners at Pitt: running back James Conner (2016 Brian Piccolo Award), running back Qadree Ollison (2015 Offensive Rookie of the Year) and safety Jordan Whitehead (2015 Overall and Defensive Rookie of the Year).
- ✓ Narduzzi arrived at Pitt following eight highly successful years as the defensive coordinator at Michigan State under Mark Dantonio. The Spartans were the only team to rank in the nation's top 10 in total defense and rushing defense each season from 2011-14.
- ✓ Michigan State boasted the nation's top rushing defense in 2014, yielding just 88.5 yards per game. The Spartans finished third nationally with 34 turnovers gained and eighth in total defense, holding opponents to just 315.8 yards per contest.
- ✓ In 2014, the Spartans finished with a No. 5 national ranking and 11-2 record following a stirring 42-41 victory over Baylor in the AT&T Cotton Bowl. Narduzzi's defense shut out the high-scoring Bears in the fourth quarter, opening the door for 21 unanswered points by Michigan State.
- ✓ In 2013, Michigan State finished No. 3 in the country following a Big Ten title and 24-20 victory over No. 5 Stanford in the Rose Bowl. Narduzzi was named the 2013 recipient of the prestigious Broyles Award, annually presented to the country's top assistant coach.
- ✓ Narduzzi's decorated defensive players at Michigan State included first team All-Americans in cornerback Darqueze Dennard, safety Kurtis Drummond, linebacker Greg Jones and defensive tackle Jerel Worthy. Dennard was a unanimous All-American in 2013, becoming the first Michigan State cornerback to earn that distinction. He also was the school's first winner of the Jim Thorpe Award, given to college football's top defensive back.
- ✓ Narduzzi was a starting linebacker under his father, the late Bill Narduzzi, as a freshman at Youngstown State University in 1985 before transferring to Rhode Island, where he became a three-year starter for the Rams from 1987-89.
- ✓ Bill Narduzzi was head coach at YSU from 1975-85. He led the Penguins to two NCAA Division II playoff appearances, including the national championship game in 1979, and twice was named the Ohio Valley Conference Coach of the Year. One of Bill's first coaching posts was as a freshman line coach at Pitt in 1962.

SERIES NOTES

This is the ninth meeting with Ohio in a series that dates back to 1902...the Panthers lead the series, 7-1, the lone loss occurring in the most recent encounter, a 16-10 overtime decision at Ohio in 2005... Pitt won the first seven meetings—each played in Pittsburgh—by a combined score of 272-36...the last meeting at Heinz Field was in 2004, a 24-3 Pitt win that served as the season opener for both teams...the series began in 1902 when Pitt (then Western University of Pennsylvania) notched a 34-0 win over Ohio...Pitt is 31-4 all-time vs. Mid-American Conference foes.

PITT-OHIO GAME-BY-GAME

PITT LEADS SERIES, 7-1

Date	H/A	PITT	OHIO
Nov. 5, 1902	H	34	0
Nov. 18, 1905	H	51	0
Oct. 29, 1910	H	71	0
Sept. 1, 1990	H	35	3
Sept. 10, 1994	H	30	16
Aug. 31, 2002	H	27	14
Sept. 11, 2004	H	24	3
Sept. 9, 2005	A	10	16 (OT)

Games won by Pitt in bold

TEAM NOTES

PITT VS. THE MAC:

- ✓ Pitt is 31-4 all-time vs. Mid-American Conference foes. That record includes a 26-2 mark in Pittsburgh, 4-2 record on the road and 1-0 mark in bowl games.
- ✓ The Panthers' last MAC encounter took place in 2015, a 24-7 win at Akron in Pat Narduzzi's initial season as Pitt's head coach.
- ✓ Pitt's lone postseason encounter against a MAC opponent was in the 2013 Little Caesars Pizza Bowl, a 30-27 victory over Bowling Green at Detroit's Ford Field.

PITT AGAINST CURRENT MAC MEMBERS

Team	Series	Last Meeting
Akron	3-1	2015 (Pitt won, 24-7)
Ball State	1-0	2003 (Pitt won, 42-21)
Bowling Green	3-1	2013* (Pitt won, 30-27)
Buffalo	4-0	2012 (Pitt won, 20-6)
Central Michigan	0-0	
Eastern Michigan	2-0	2007 (Pitt won, 27-3)
Kent State	7-0	2003 (Pitt won, 43-3)
Massachusetts	0-0	
Miami (Ohio)	2-0	1949 (Pitt won, 35-26)
Northern Illinois	0-0	
Ohio	7-1	2005 (Ohio won, 16-10, OT)
Toledo	2-1	2006 (Pitt won, 45-3)
Western Michigan	0-0	

* Little Caesars Pizza Bowl

FIRST-TIME STARTERS:

- ✓ Ten players made their first career starts for Pitt in the Virginia opener (five offense, five defense).
- ✓ On offense, Pitt's first-time starters were running back A.J. Davis, fullback Rashad Wheeler, tight end Will Gragg and tackles Carter Warren and Nolan Ulizio.
- ✓ On defense, ends Patrick Jones II and Deslin Alexandre, linebackers Cam Bright and Kylan Johnson as well as safety Paris Ford made their initial Pitt starts.

AMONG THE ACC'S BEST:

- ✓ Over the past four seasons (2015-18), the Panthers compiled the third-best record in league play among all ACC teams.
- ✓ Pitt went 20-12 against ACC competition during that span, including a 6-2 mark last year. Only Clemson (30-2) and Miami (21-11) claimed better records in ACC play during that time.

ACC RECORDS FROM 2015-18

Team	Won	Lost
Clemson	30	2
Miami	21	11
Pitt	20	12
Virginia Tech	19	13
NC State	17	15
Florida State	17	15
Louisville	16	16
North Carolina	15	17
Georgia Tech	14	18
Syracuse	12	20
Wake Forest	11	21
Virginia	11	21
Duke	11	21
Boston College	10	22

130 YEARS OF PITT FOOTBALL:

- ✓ The 2019 campaign marks the 130th football season at the University of Pittsburgh. The Panthers, who played their inaugural season in 1890, have a 724-535-42 all-time record (.573).
- ✓ The program's rich legacy includes 92 first team All-Americans, 24 College Football Hall of Famers, eight Pro Football Hall of Famers and nine national titles.

YOUR 2019 PITT TEAM CAPTAINS:

- ✓ As selected by their teammates, the captains for the 2019 Panthers are senior wide receiver Maurice Ffrench, senior cornerback Dane Jackson and junior center Jimmy Morrissey.

2019 OPPONENT NOTABLES:

- ✓ Three Pitt opponents appeared in the preseason Top 25 polls: Penn State (No. 15 Associated Press/No. 14 USA Today Coaches Poll), UCF (No. 17/17) and Syracuse (No. 22/22).
- ✓ Eleven of Pitt's 2019 opponents qualified for the postseason in 2018.
- ✓ In 14 games during the 2018 season, Pitt played a national-best 12 bowl-eligible teams. Three of those 2018 opponents went a combined 39-2: College Football Playoff (CFP) national champion Clemson (15-0), CFP entrant Notre Dame (12-1) and UCF (12-1), which finished No. 8 in the final CFP rankings.

OFFENSIVE NOTES

BIG SHOES TO FILL:

- ✓ Pitt must replace the first 1,000-yard rushing tandem in school history.
- ✓ Prior to 2018, Pitt never had a 1,000-yard rushing duo in the same season, but Qadree Ollison (1,213) and Darrin Hall (1,144) became the first to reach that shared achievement last year.
- ✓ Ollison and Hall helped Pitt boast the nation's No. 18 rushing attack in 2018, averaging 227.9 yards per game. Among ACC teams, the Panthers ranked third in rushing, trailing only Georgia Tech's spread-option attack (325.1 avg.) and national champion Clemson (248.2).

RUSH HOUR:

- ✓ Since Pat Narduzzi's initial season as Pitt's head coach in 2015, the Panthers have rushed for at least 200 yards on 23 occasions. Pitt is 17-6 in those contests.
- ✓ During that span, the Panthers have six games with at least 300 rushing yards and are 6-0 in those outings. Pitt is 2-0 when reaching the 400-yard rushing milestone under Narduzzi.
- ✓ Pitt flirted with the 500-yard rushing mark in two games in 2018.
- ✓ The Panthers piled up 492 yards and six touchdowns on 36 carries (13.7 avg.) in a 52-22 victory over Virginia Tech (Nov. 10, 2018). It marked the second-highest rushing total ever at Pitt, trailing only the school-record 530 yards gained at Army on Oct. 18, 1975.
- ✓ In the Panthers' 54-45 win over Duke (Oct. 27, 2018), Pitt compiled 484 yards and four touchdowns on 52 carries (9.3 avg.), the third-highest ground total in school annals.

PITT 200-YARD RUSHING GAMES UNDER PAT NARDUZZI

Date	Opponent	Att.	Yds.	Avg.	Result
9/5/15	Youngstown State	43	325	7.6	W, 45-37
10/17/15	@Georgia Tech	43	200	4.7	W, 31-28
11/14/15	@Duke	58	268	4.6	W, 31-13
11/21/15	Louisville	45	244	5.4	W, 45-34
9/10/16	Penn State	56	341	6.1	W, 42-39
9/17/16	@Oklahoma State	54	290	5.4	L, 38-45
9/24/16	@North Carolina	55	281	5.1	L, 36-37
10/1/16	Marshall	41	252	6.1	W, 43-27
10/8/16	Georgia Tech	42	215	5.1	W, 37-34
10/15/16	@Virginia	49	209	4.3	W, 45-31
11/19/16	Duke	40	224	5.6	W, 56-14
11/26/16	Syracuse	40	393	9.8	W, 76-61
9/2/17	Youngstown State	53	208	3.9	W, 28-21 (OT)
10/21/17	@Duke	57	336	5.9	W, 24-17
11/9/17	North Carolina	45	267	5.9	L, 31-34
9/1/18	Albany	37	238	6.4	W, 33-7
9/8/18	Penn State	52	245	4.7	L, 6-51
9/22/18	@North Carolina	36	228	6.3	L, 35-38
10/6/18	Syracuse	47	265	5.6	W, 44-37 (OT)
10/27/18	Duke	52	484	9.3	W, 54-45
11/2/18	@Virginia	42	254	6.0	W, 23-13
11/10/18	Virginia Tech	36	492	13.7	W, 52-22
12/31/18	vs. Stanford*	42	208	4.9	L, 13-14

* Sun Bowl

ATLANTIC COAST CONFERENCE STANDINGS

COASTAL DIVISION

Team	Conf.	Pct.	Overall	Pct.
Virginia	1 - 0	1.000	1 - 0	1.000
North Carolina	0 - 0	.000	1 - 0	1.000
Duke	0 - 0	.000	0 - 1	.000
Miami	0 - 0	.000	0 - 1	.000
Georgia Tech	0 - 1	.000	0 - 1	.000
Pitt	0 - 1	.000	0 - 1	.000
Virginia Tech	0 - 1	.000	0 - 1	.000

ATLANTIC DIVISION

Team	Conf.	Pct.	Overall	Pct.
Boston College	1 - 0	1.000	1 - 0	1.000
Clemson	1 - 0	1.000	1 - 0	1.000
NC State	0 - 0	.000	1 - 0	1.000
Syracuse	0 - 0	.000	1 - 0	1.000
Wake Forest	0 - 0	.000	1 - 0	1.000
Florida State	0 - 0	.000	0 - 1	.000
Louisville	0 - 0	.000	0 - 0	.000

BLUE AND GOLD RALLY CAPS

Since the 2002 season, Pitt has won 33 games with second-half comebacks. Eight of those rallies occurred under Pat Narduzzi (since 2015).

PITT SECOND-HALF COMEBACKS (SINCE 2002)

Date	Opponent	Deficit (Qtr.)	Result
9/14/02	@UAB	20-17 (3rd)	W, 26-20
10/26/02	Boston College	16-13 (4th)	W, 19-16 (OT)
11/2/02	@Virginia Tech	21-7 (3rd)	W, 28-21
11/9/02	Temple	19-14 (3rd)	W, 29-22
9/27/03	@Texas A&M	13-9 (3rd)	W, 37-26
11/1/03	@Boston College	13-10 (4th)	W, 24-13
11/8/03	Virginia Tech	28-24 (4th)	W, 31-28
9/25/04	Furman	31-14 (3rd)/38-24 (4th)	W, 41-38 (OT)
10/9/04	@Temple	16-6 (4th)	W, 27-22
11/13/04	@Notre Dame	35-31 (4th)	W, 41-38
11/25/04	West Virginia	10-6 (3rd)/13-9 (4th)	W, 16-13
10/20/07	Cincinnati	17-10 (3rd)	W, 24-17
12/1/07	@West Virginia	7-3 (3rd)	W, 13-9
9/20/08	Iowa	17-14 (4th)	W, 21-20
9/27/08	@Syracuse	24-13 (3rd)	W, 34-24
10/2/08	@USF	21-20 (4th)	W, 26-21
11/1/08	@Notre Dame	17-3 (3rd)/24-17 (4th)	W, 36-33 (4OT)
11/28/08	West Virginia	12-7 (3rd)/15-7 (4th)	W, 19-15
10/2/09	@Louisville	10-7 (3rd)	W, 35-10
10/10/09	Connecticut	21-6 (3rd)	W, 24-21
12/26/09	North Carolina*	17-16 (4th)	W, 19-17
11/9/13	Notre Dame	21-14 (3rd)	W, 28-21
11/23/13	@Syracuse	16-10 (3rd)	W, 17-16
12/26/13	Bowling Green#	20-17 (3rd)	W, 30-27
9/13/14	@FIU	16-14 (3rd)	W, 42-25
10/24/15	@Syracuse	17-13 (4th)	W, 23-20
10/8/16	Georgia Tech	34-27 (4th)	W, 37-34
11/12/16	@Clemson	42-34 (4th)	W, 43-42
10/21/17	@Duke	17-7 (3rd)/17-14 (4th)	W, 24-17
10/6/18	Syracuse	31-27 (3rd)/34-27 (4th)	W, 44-37 (OT)
10/27/18	Duke	28-17 (3rd)/42-35 (4th)	W, 54-45
11/2/18	@Virginia	10-7 (3rd)	W, 23-13
11/17/18	@Wake Forest	10-6 (3rd)	W, 34-13

Entries in **bold** denote Pat Narduzzi-coached teams.

* Meineke Car Care Bowl

Little Caesars Pizza Bowl

PITT GAME NOTES AND ANECDOTES



CENTURY RUSHING GAMES:

- ✓ Under Pat Narduzzi, Pitt has produced 24 100-yard rushing performances.
- ✓ The only current Panther with a 100-yard game to his credit is sophomore V'Lique Carter (137 vs. Duke in 2018).
- ✓ The Panthers are 14-7 under Narduzzi when they have at least one 100-yard rusher in a game.

100-YARD RUSHERS UNDER PAT NARDUZZI

Date	Player	Opponent	Att.-Yds.-TD
9/5/15	Qadree Ollison	Youngstown State	16-207-1
10/3/15	Qadree Ollison	@Virginia Tech	19-122-1
10/24/15	Qadree Ollison	@Syracuse	23-103-2
11/14/15	Qadree Ollison	@Duke	26-111-1
11/21/15	Qadree Ollison	Louisville	28-152-1
11/27/15	Darrin Hall	Miami	12-103-1
9/10/16	James Conner	Penn State	22-117-1
9/17/16	James Conner	@Oklahoma State	24-111-1
9/24/16	Quadree Henderson	@North Carolina	9-107-0
10/27/16	James Conner	Virginia Tech	19-141-3
11/12/16	James Conner	@Clemson	20-132-1
11/19/16	James Conner	Duke	14-101-2
11/26/16	James Conner	Syracuse	19-115-2
11/26/16	Quadree Henderson	Syracuse	5-103-1
10/21/17	Darrin Hall	@Duke	24-254-3
10/28/17	Darrin Hall	Virginia	25-111-1
11/9/17	Darrin Hall	North Carolina	23-121-4
9/8/18	Qadree Ollison	Penn State	21-119-1
10/6/18	Qadree Ollison	Syracuse	24-192-1
10/6/18	Darrin Hall	Syracuse	17-107-2
10/27/18	Qadree Ollison	Duke	18-149-1
10/27/18	V'Lique Carter	Duke	7-137-2
11/2/18	Darrin Hall	@Virginia	19-229-3
12/31/18	Darrin Hall	vs. Stanford*	16-123-1

Names in **bold** denote current players.

*Sun Bowl

RUSHING FOR A GRAND:

- ✓ Since taking over as Pitt's head coach for the 2015 season, Pat Narduzzi has had four 1,000-yard rushing efforts under his watch.
- ✓ Three players are responsible for the four 1,000-yard seasons: Qadree Ollison (2015 and 2018), James Conner (2016) and Darrin Hall (2018).
- ✓ Ollison and Hall became the first Pitt tandem to rush for 1,000 yards in the same season (2018).

PITT 1,000-YARD RUSHERS UNDER PAT NARDUZZI

Year	Name	Att.	Yards	Avg.	TD
2015	Qadree Ollison	212	1,121	5.3	11
2016	James Conner	216	1092	5.1	16
2018	Qadree Ollison	194	1,213	6.3	11
2018	Darrin Hall	153	1,144	7.5	10

THE LAST TIME: OHIO 16 PITT 10 (OT)

Sept. 9, 2005 • Peden Stadium • 24,545

Ohio's Dion Byrum returned two interceptions for touchdowns, the second one in overtime, to give the host Bobcats a stunning 16-10 victory over Pitt...Byrum returned his first pick 38 yards for a score in the opening period to tie the game at 7-7...in overtime, he bolted in front of a Pitt receiver and went 85 yards untouched to clinch the upset...the loss dropped Pitt to 0-2 for the first time since 1984...Pitt fell despite a stifling defensive effort...the Panthers gave up just 208 yards, its lowest total in 21 games...the Bobcats managed just 94 yards on the ground and threw for a mere 114...Ohio (1-1) had just one sustained drive on the night, a 76-yard march in the second quarter that resulted in a short field goal and 10-7 Bobcat lead...while the Panthers' defense swarmed Ohio throughout the game, the Pitt offense struggled significantly...the Panthers' only touchdown came when LaRod Stephens-Howling returned the opening kickoff 95 yards for a score...it was the first touchdown—and kick return—of his collegiate career...it was the Panthers' first loss to Ohio in eight meetings...Pitt's record against the Mid-American Conference fell to 23-2 all-time with both losses occurring on the road.

PITT	7	0	0	3	0	10
OHIO	7	3	0	0	6	16

First Quarter

PITT — Stephens-Howling 95-yard kickoff return (Cummings kick) 14:47
OHIO — Byrum 38-yard interception return (Rossman kick) 1:52

Second Quarter

OHIO — Rossman 21-yard field goal 2:32

Third Quarter

No scoring

Fourth Quarter

PITT — Cummings 27-yard field goal 0:07

Overtime

OHIO — Byrum 85-yard interception return

Team Stats	PITT	OHIO
First Downs	13	11
Rushes-Yards	41-148	35-94
Comp-Att-Int	13-26-3	14-24-0
Passing Yards	120	114
Total Yards	268	208
Punt Returns-Yards	4-26	6-62
Kick Returns-Yards	2-104	2-43
Interceptions-Yards	0-0	3-123
Fumbles-Lost	0-0	0-0
Punts-Average	8-43.6	9-36.6
Penalties-Yards	10-80	5-42
Third Down Conv.	6-17	4-15
Fourth Down Conv.	0-1	0-0
Sacks By-Yards	1-4	3-23
Possession Time	29:01	30:59

Rushing

PITT — Kirkley 15-66; Jennings 13-41; Murphy 5-37; Palko 7-3; Stephens-Howling 1-1.

OHIO — McRae 13-50; Owens 8-26; Everson 7-9; Young 4-8; Mayle 2-2 Team 1-(-1).

Passing

PITT — Palko 13-25-3, 120 yards; Team 1-0-0.

OHIO — Everson 13-23-0, 112 yards; Jefferson 1-1-0, 2 yards.

Receiving

PITT — Lee 4-44; Murphy 3-19; Buches 2-22; Gill 2-13; Jennings 1-14; Kirkley 1-8.

OHIO — Peterson 3-18; Owens 2-32; Cody 2-17; Fitzgerald 2-16; Mayle 2-6; McRae 1-13; Sylvan 1-10; Everson 1-2.

HIGHLY OFFENSIVE:

- ✓ Pat Narduzzi's tenure has witnessed three of the top five most prolific offensive yardage performances in school history.
- ✓ In Pitt's 52-22 demolition of Virginia Tech last year (Nov. 10, 2018), the Panthers piled up a school-record 654 yards in total offense, eclipsing the prior mark of 648 set against Eastern Michigan in 1995.
- ✓ The Panthers actually had two games in 2018 with more than 600 yards in offense (634 vs. Duke, Oct. 27).
- ✓ Pitt has eclipsed 600 yards only eight times in program history.

ALL-TIME PITT TOP TOTAL OFFENSE GAMES

No.	Date	Opponent	Rush	Pass	Total	Result
1.	11/10/18	Virginia Tech	492	162	654	W, 52-22
2.	9/9/95	Eastern Michigan	315	333	648	W, 66-30
3.	10/25/97	@Rutgers	175	470	645	W, 55-48 (20T)
4.	11/26/16	Syracuse	393	251	644	W, 76-61
5.	10/27/18	Duke	484	150	634	W, 54-45
6.	9/22/12	Gardner-Webb	229	397	626	W, 55-10
7.	10/15/88	Temple	279	336	615	W, 42-7
8.	10/18/75	@Army	530	80	610	W, 52-20

Entries in **bold** denote Pat Narduzzi-coached teams.

CENTURY RECEIVING GAMES:

- ✓ During Pat Narduzzi's tenure, Pitt has produced 10 100-yard receiving performances.
- ✓ Junior wide receiver Taysir Mack is the only current player with a 100-yard receiving game to his credit (105 at Wake Forest in 2018).
- ✓ The Panthers are 5-5 under Narduzzi when they have a 100-yard receiver in a game.

100-YARD RECEIVERS UNDER PAT NARDUZZI

Date	Player	Opponent	Rec.-Yds.-TD
9/12/15	Tyler Boyd	@Iowa	10-131-1
11/21/15	Tyler Boyd	Louisville	10-103-1
10/1/16	Jester Weah	Marshall	7-176-1
11/5/16	Jester Weah	@Miami	3-115-1
11/12/16	Scott Orndoff	@Clemson	9-128-2
9/30/17	Jester Weah	Rice	5-137-1
10/7/17	Rafael Araujo-Lopes	@Syracuse	7-100-0
10/14/17	Jester Weah	NC State	7-106-1
11/18/17	Jester Weah	@Virginia Tech	4-104-0
11/17/18	Taysir Mack	@Wake Forest	3-105-1

Names in **bold** denote current players.

SECOND-YEAR STARTER:

- ✓ Junior Kenny Pickett is in his second year as Pitt's starting quarterback.
- ✓ As a sophomore in 2018, Pickett started all 14 games and completed 180-of-310 passes (58%) for 1,969 yards with 12 touchdowns and just six interceptions. He was also Pitt's third-leading rusher with 220 yards and three touchdowns.
- ✓ Pickett has made 16 starts overall, including a memorable debut in a 24-14 upset of No. 2 Miami in the 2017 finale.

THE LAST TIME AT HEINZ: PITT 24 OHIO 3

Sept. 11, 2004 • Heinz Field • 46,401

Pitt won its eighth consecutive season-opening contest with a 24-3 decision over Ohio at Heinz Field...the Panthers opened the 2004 season five days later than planned due to the postponement of the Sept. 6 game at USF due to Hurricane Frances...Pitt opened with 14 new starters, including nine newcomers on the offensive side of the ball...the Panthers mustered just 217 yards, including a mere 49 through the air...the passing total marked Pitt's lowest since the 1993 season...with the offense finding its legs, Pitt's defense and special teams provided a spark with a pair of key plays...a blocked punt by Keith Malley was scooped up by Brian Bennett and returned to the Ohio 2...Tim Murphy then plowed into the end zone, giving Pitt a 10-3 halftime lead...in the third quarter, linebacker Malcolm Postell had a 42-yard interception return for a score, boosting Pitt's advantage to 17-3...the Panthers limited Ohio to 88 rushing yards while forcing three turnovers and collecting four sacks...it was Pitt's seventh consecutive win over the Bobcats...the Sept. 11 date marked the Panthers' latest start to a season since 1980, when Pitt opened up on Sept. 13.

OHIO	0	3	0	0	3
PITT	3	7	7	7	24

First Quarter

PITT — Cummings 35-yard field goal 3:28

Second Quarter

OHIO — Rossman 27-yard field goal 5:32

PITT — Murphy 1-yard run (Cummings kick) 2:45

Third Quarter

PITT — Postell 42-yard interception return (Cummings kick) 9:32

Fourth Quarter

PITT — Lee 7-yard pass from Palko (Cummings kick) 2:46

Team Stats	OHIO	PITT
First Downs	14	13
Rushes-Yards	26-88	47-168
Comp-Att-Int	22-51-2	6-19-1
Passing Yards	202	49
Total Yards	290	217
Punt Returns-Yards	3-49	5-54
Kick Returns-Yards	2-39	1-15
Interceptions-Yards	1-0	2-54
Fumbles-Lost	2-1	0-0
Punts-Average	10-34.0	11-33.5
Penalties-Yards	7-81	1-10
Third Down Conv.	2-17	2-15
Fourth Down Conv.	0-2	0-0
Sacks By-Yards	3-30	4-28
Possession Time	27:29	32:31

Rushing

OHIO — Hawk 11-57; McRae 12-53; Everson 3-(-22).

PITT — Kirkley 21-100; Palko 11-22; Murphy 11-21, 1 TD; Furman 3-21; Campbell 1-4.

Passing

OHIO — Hawk 19-41-2, 169 yards; Everson 3-10-0, 33 yards.

PITT — Palko 6-19-1, 49 yards, 1 TD.

Receiving

OHIO — Jackson 7-70; Mayle 5-58; Jefferson 4-48; Riley 2-14; Owens 2-6; Maxwell 1-4; Antle 1-2.

PITT — Lee 2-24, 1 TD; Chandler 1-11; Buches 1-6; Murphy 1-4; Kirkley 1-4.

KENNY'S CAREER DAY:

- ✓ Kenny Pickett enjoyed the most prolific game of his collegiate career last year at Wake Forest (Nov. 17, 2018), leading Pitt to a 34-13 victory and clinching the Panthers' first ACC Championship Game appearance.
- ✓ Pickett completed 23-of-30 passes (77%) for 316 yards and three touchdowns against the Demon Deacons. His yardage, completions and TDs were all personal bests.
- ✓ Pickett's 316 passing yards marked the second-highest single-game total by a Pitt quarterback under Pat Narduzzi (and the highest against an ACC opponent).
- ✓ Pitt is 3-0 under Narduzzi when it has a 300-yard passer.

300-YARD PASSING PERFORMANCES UNDER PAT NARDUZZI

No.	Date	Name	Opponent	C-A-I	Yards	TD
1.	9/30/17	Max Browne	Rice	28-32-0	410	4
2.	11/17/18	Kenny Pickett	@Wake Forest	23-30-0	316	3
3.	11/12/16	Nathan Peterman	@Clemson	22-37-0	308	5

DEFENSIVE NOTES

WEAVER OUT FOR YEAR:

- ✓ Junior defensive end Rashad Weaver will miss the 2019 season due to a torn anterior cruciate ligament, Coach Pat Narduzzi announced on Aug. 9.
- ✓ Considered one of the top returning defensive linemen in the Atlantic Coast Conference, Weaver was named preseason All-ACC by no fewer than three different publications.
- ✓ As a sophomore in 2018, he led Pitt in sacks (6.5), tackles for loss (14) and fumble recoveries (three).

PANTHER IMPROVEMENT:

- ✓ Pitt's defense displayed marked improvement throughout the 2018 season, evidenced by a number of impressive performances over the second half of the year.
- ✓ Over Pitt's final six games—all against opponents that advanced to bowls—the Panthers allowed just 323.0 yards per game.
- ✓ The Panthers capped the campaign by limiting Stanford to a season-low 208 yards in the Sun Bowl.
- ✓ In 2018, Pitt held six teams—Syracuse, Notre Dame, Virginia, Wake Forest, Clemson and Stanford—to one of their three worst offensive outputs of the season.

PITT DEFENSE: FINAL SIX GAMES OF 2018

Date	Opponent	Rush	Pass	Total	W/L
11/2/18	@Virginia	44	205	249	W, 23-13
11/10/18	Virginia Tech	192	240	432	W, 52-22
11/17/18	@Wake Forest	79	206	285	W, 34-13
11/24/18	@Miami	293	52	345	L, 3-24
12/1/18	vs. Clemson*	301	118	419	L, 10-42
12/31/18	vs. Stanford**	103	105	208	L, 13-14

* ACC Championship

** Sun Bowl

CAP AND GOWN: THE GRADUATES

Nine players on this year's Pitt football team have already earned their bachelor's degrees.

2019 PITT PLAYERS WITH UNDERGRADUATE DEGREES

Player	Pos.	Degree
Saleem Brightwell	LB	Media and Professional Communications
Jeff George Jr.*	QB	Business
Will Gragg**	TE	Sport Management
Nakia Griffin-Stewart***	TE	Criminal Justice
Kylan Johnson****	LB	Telecommunication
Jim Medure	TE	Biological Sciences
John Petrishen#	DB	Communications Arts & Sciences
Tre Tipton	WR	Communication
Nolan Ulizio%	OL	History

* George earned degree from Illinois

** Gragg earned degree from Arkansas

*** Griffin-Stewart earned degree from Rutgers

**** Johnson earned degree from Florida

Petrishen earned degree from Penn State

% Ulizio earned degree from Michigan

TOP TOTAL "D" PERFORMANCES:

- ✓ During Pat Narduzzi's tenure as Pitt head coach, the Panthers have held an opponent under 300 yards in total offense nine times.
- ✓ Pitt held three opponents under 300 yards in 2018 (ACC foes Virginia and Wake Forest, as well as Stanford in the Sun Bowl).
- ✓ The Panthers are 8-1 under Narduzzi when holding an opponent under 300 yards.
- ✓ The lone loss was against Stanford (14-13) in the 2018 Sun Bowl.

PITT TOP TOTAL DEFENSE GAMES UNDER PAT NARDUZZI

No.	Date	Opponent	Rush	Pass	Total	Result
1.	10/3/15	@Virginia Tech	9	91	100	W, 17-13
2.	9/12/15	@Akron	42	63	105	W, 24-7
3.	9/3/16	Villanova	53	119	172	W, 28-7
4.	12/31/18	vs. Stanford*	103	105	208	L, 13-14
5.	11/24/17	Miami	45	187	232	W, 24-14
6.	11/2/18	@Virginia	44	205	249	W, 23-13
7.	11/19/16	Duke	25	243	268	W, 56-14
8.	9/30/17	Rice	55	222	277	W, 42-10
9.	11/17/18	@Wake Forest	79	206	285	W, 34-13
10.	8/31/19	Virginia	129	181	310	L, 14-30

* Sun Bowl

PITT GAME NOTES AND ANECDOTES



GROUND DEFENSE:

- ✓ Under Pat Narduzzi, Pitt has held a total of 16 opponents under the 100-yard rushing mark.
- ✓ The Panthers are 13-3 overall in such games, including an 8-2 mark against ACC foes.

LOWEST PITT OPPONENT RUSHING TOTALS 2015-PRESENT

No.	Date	Opponent	Att.	Yds.	Avg.	Result
1.	11/21/15	Louisville	24	(-1)	(-0.04)	W, 45-34
2.	10/3/15	@Virginia Tech	33	9	0.27	W, 17-13
3.	9/24/16	@North Carolina	22	18	0.82	L, 36-37
4.	11/19/16	Duke	22	25	1.14	W, 56-14
5.	9/12/15	@Akron	24	42	1.75	W, 24-7
6.	11/2/18	@Virginia	26	44	1.69	W, 23-13
7.	11/24/17	Miami	23	45	1.96	W, 24-14
8.	11/12/16	@Clemson	25	50	2.00	W, 43-42
9.	9/3/16	Villanova	33	53	1.61	W, 28-7
10.	9/30/17	Rice	23	55	2.39	W, 42-10
11.	9/1/18	Albany	28	60	2.14	W, 33-7
12.	9/10/16	Penn State	31	74	2.39	W, 42-39
13.	10/21/17	@Duke	26	76	2.92	W, 24-17
14.	10/13/18	@Notre Dame	38	80	2.11	L, 14-19
15.	10/15/16	@Virginia	26	86	3.31	W, 45-31
16.	11/9/17	North Carolina	32	96	3.00	L, 31-34

SACK ATTACK:

- ✓ During the Pat Narduzzi era, Pitt has recorded four or more quarterback sacks in a game 16 times.
- ✓ The Panthers have a 13-3 record in those contests where they have compiled at least four sacks.
- ✓ Pitt boasts a 7-0 mark when they have at least five sacks under Narduzzi.

PITT GAMES WITH AT LEAST FOUR SACKS 2015-PRESENT

Date	Opponent	Sacks	Yards Lost	W/L
9/5/15	Youngstown State	6	38	W, 45-37
10/3/15	@Virginia Tech	7	57	W, 17-13
10/10/15	@Virginia	4	25	W, 26-19
11/7/15	Notre Dame	4	31	L, 30-42
11/14/15	@Duke	4	22	W, 31-13
11/21/15	Louisville	7	58	W, 45-34
9/3/16	Villanova	6	58	W, 28-7
9/10/16	Penn State	4	33	W, 42-39
9/24/16	@North Carolina	4	36	L, 36-37
10/15/16	@Virginia	4	38	W, 45-31
11/19/16	Duke	5	20	W, 56-14
12/28/16	vs. Northwestern*	4	20	L, 24-31
11/24/17	Miami	4	16	W, 24-14
9/1/18	Albany	5	33	W, 33-7
11/2/18	@Virginia	5	46	W, 23-13
11/10/18	Virginia Tech	4	18	W, 52-22

* Pinstripe Bowl

TDs BY THE "D":

- ✓ Pitt has scored nine defensive touchdowns under Pat Narduzzi.
- ✓ Two players on Pitt's 2019 roster—cornerbacks Dane Jackson and Jason Pinnock—have scored defensive TDs.
- ✓ The Pitt defense has scored 33 touchdowns since the 2000 season.
- ✓ The Panthers are 27-4 when scoring at least one defensive TD in a game since 2000.
- ✓ Under Narduzzi, the Panthers are 5-4 when scoring a defensive touchdown.
- ✓ The four losses occurred against Notre Dame and Navy in 2015, and Oklahoma State in 2016 and 2017.

PITT DEFENSIVE TOUCHDOWNS SINCE 2000

Date	Opponent	Player	Score
10/27/01	@Temple	Brian Guzek	80-yard fumble return
11/3/01	Virginia Tech	Shawntae Spencer	68-yard interception return
12/20/01	vs. NC State*	Tyre Young	16-yard fumble return
9/21/02	Rutgers	Gerald Hayes	8-yard fumble return
10/5/02	@Syracuse	Lewis Moore	2-yard fumble return
11/9/02	Temple	Claude Harriott	11-yard fumble return
10/25/03	Syracuse	Josh Lay	20-yard fumble return
9/11/04	Ohio	Malcolm Postell	42-yard interception return
9/25/04	Furman	Malcolm Postell	44-yard interception return
10/23/04	Rutgers	Josh Lay	82-yard interception return
12/4/04	@USF	Malcolm Postell	15-yard interception return
10/22/05	Syracuse	H.B. Blades	38-yard interception return
9/2/06	Virginia	Darrelle Revis	19-yard interception return
9/2/06	Virginia	Clint Session	78-yard interception return
9/8/06	@Cincinnati	Darrelle Revis	57-yard interception return
9/30/06	Toledo	Gus Mustakas	9-yard interception return
11/8/08	Louisville	Ricky Gary	3-yard fumble return
11/8/08	Louisville	Scott McKillop	18-yard interception return
12/6/08	@Connecticut	Greg Williams	20-yard interception return
9/12/09	@Buffalo	Greg Williams	50-yard fumble return
11/7/09	Syracuse	Greg Williams	51-yard interception return
10/16/10	@Syracuse	Ricky Gary	80-yard interception return
12/3/11	Syracuse	Antwuan Reed	20-yard fumble return
9/21/13	@Duke	Anthony Gonzalez	37-yard interception return
11/7/15	Notre Dame	Ejuan Price	32-yard fumble return
11/21/15	Louisville	Avonte Maddox	30-yard interception return
12/28/15	vs. Navy**	Jordan Whitehead	22-yard fumble return
9/17/16	@Okla. State	Matt Galambos	2-yard fumble return
10/1/16	Marshall	Avonte Maddox	33-yard interception return
10/15/16	@Virginia	Jordan Whitehead	59-yard interception return
11/26/16	Syracuse	Dane Jackson	20-yard interception return
9/16/17	Okla. State	Jason Pinnock	Fumble recovery in end zone
10/6/18	Syracuse	Dane Jackson	35-yard fumble return

Names in **bold** denote current players.

* Tangerine Bowl

** Military Bowl

RARE GLORY:

- ✓ Rare is the time a defensive lineman gets the glory of an interception but it happened in the Panthers' 44-37 overtime victory over Syracuse on Oct. 6, 2018, when tackle Amir Watts snagged an Eric Dungey pass over the middle. The Panthers parlayed the pick into a field goal and 20-14 second-quarter lead.
- ✓ It was the first INT by a Pitt defensive lineman since Chas Alecxih against Buffalo on Sept. 3, 2011.
- ✓ Since the 1999 season, only nine times have defensive linemen recorded interceptions. Two of those INTs have gone for touchdowns.

INTERCEPTIONS BY PITT DEFENSIVE LINEMEN SINCE 1999

Date	Player (Pos.)	Opponent	Yards (TD)
9/11/99	Nigel Neal (DT)	@Penn State	2
9/11/99	Bryan Knight (DE)	@Penn State	(-3)
10/23/99	Demond Gibson (DT)	@Rutgers	9 (TD)
10/28/00	Bryan Knight (DE)	@Virginia Tech	0
9/30/06	Gus Mustakas (DT)	Toledo	9 (TD)
11/8/08	Craig Bokor (DT)	Louisville	0
11/07/09	Greg Romeus (DE)	Syracuse	0
9/3/11	Chas Alecxih (DT)	Buffalo	47
10/6/18	Amir Watts (DT)	Syracuse	0

Names in **bold** denote current players.

SPECIAL TEAMS NOTES

RETURN GAME TOUCHDOWNS:

- ✓ Since the 2000 season, Pitt has 24 kick returns for touchdowns (13 on kickoffs and 11 on punts). Twelve of those TDs have occurred during Pat Narduzzi's tenure.
- ✓ Since the 2015 season, the Panthers have seven TDs on kickoffs and five on punts.
- ✓ Senior wide receiver Maurice Ffrench is the only active Panther who can claim a kick return touchdown. Ffrench had two kickoff return TDs during the 2018 season, a 99-yarder at Notre Dame and a 91-yard score vs. Albany.

PITT KICKOFF RETURN TDs SINCE 2000

Date	Opponent	Player	Yards
9/23/00	Rutgers	Torrie Cox	86
9/18/04	Nebraska	Marcus Furman	96
9/9/05	@Ohio	LaRod Stephens-Howling	95
11/3/05	@Louisville	Terrell Allen	97
10/13/06	@UCF	Lowell Robinson	97
10/15/11	Utah	Buddy Jackson	98
9/5/15	YSU	Avonte Maddox	89
12/28/15	vs. Navy*	Quadree Henderson	100
9/3/16	Villanova	Quadree Henderson	96
10/15/16	@Virginia	Quadree Henderson	93
11/5/16	@Miami	Quadree Henderson	100
9/1/18	Albany	Maurice Ffrench	91
10/13/18	@Notre Dame	Maurice Ffrench	99

Names in **bold** denote current players.

* Military Bowl

2019 PRESEASON HONORS

CAL ADOMITIS—LONG SNAPPER

Phil Steele All-ACC (second team)

MAURICE FFRENCH—ALL-PURPOSE

CBS Sports All-America (second team, KR)

Phil Steele All-ACC (first team, KR)

Athlon All-ACC (second team, KR)

Preseason Media All-ACC (KR)

Maxwell Award Watch List

Paul Hornung Award Watch List

DAMAR HAMLIN—SAFETY

Athlon All-ACC (first team)

Phil Steele All-ACC (first team)

Lindy's All-ACC (third team)

Bednarik Award Watch List

DANE JACKSON—CORNERBACK

Lindy's All-ACC (second team)

Athlon All-ACC (third team)

Phil Steele All-ACC (third team)

ALEX KESSMAN—PLACEKICKER

Phil Steele All-ACC (second team)

Athlon All-ACC (third team)

Lindy's All-ACC (third team)

Lou Groza Award Watch List

TAYSIR MACK—WIDE RECEIVER

Phil Steele All-ACC (second team)

JIMMY MORRISSEY—CENTER

Athlon All-ACC (first team)

Phil Steele All-ACC (first team)

Street & Smith's All-ACC (first team)

Lindy's All-ACC (second team)

Outland Trophy Watch List

Rimington Trophy Watch List

ELIAS REYNOLDS—LINEBACKER

Phil Steele All-ACC (fourth team)

TRE TIPTON—WIDE RECEIVER

Wuerffel Trophy Watch List

RASHAD WEAVER—DEFENSIVE LINEMAN

Athlon All-ACC (second team)

Lindy's All-ACC (second team)

Phil Steele All-ACC (third team)

PITT GAME NOTES AND ANECDOTES



PITT PUNT RETURN TDs SINCE 2000

Date	Opponent	Player	Yards
12/26/02	Oregon State*	Shawn Robinson	66
10/8/05	Cincinnati	Darrelle Revis	79
11/16/06	West Virginia	Darrelle Revis	73
10/15/11	Utah+	Antwuan Reed	10 (BLK)
10/13/12	Louisville\$	Todd Thomas	41 (BLK)
12/26/13	Bowling Green#	Tyler Boyd	54
9/19/15	@Iowa%	Pat Amara Jr.	28 (BLK)
11/19/16	Duke	Quadree Henderson	65
9/23/17	@Georgia Tech	Quadree Henderson	80
10/28/17	Virginia	Quadree Henderson	75
9/29/18	@UCF	Rafael Araujo-Lopes	86

* Insight Bowl

+ Antwuan Reed returned blocked punt by Andrew Taglianetti for TD

\$ Todd Thomas recovered his own blocked punt in end zone

Little Caesars Pizza Bowl

% Pat Amara Jr. returned blocked punt by Ryan Lewis for TD

BIG FOOT:

- ✓ Alex Kessman has six of the eight longest field goals in school history, including a Pitt record-tying 56-yarder.
- ✓ Kessman owns Pitt records for 50-yard field goals in a career (six) and season (four in 2018).
- ✓ Kessman also kicked the longest field goal at Heinz Field by a professional or collegian (55 yards vs. Syracuse, Oct. 6, 2018).
- ✓ The longest NFL field goal at Heinz Field is 53 yards by Chris Boswell (Pittsburgh Steelers) and Dan Bailey (Dallas Cowboys).
- ✓ Since 1961, Pitt has made only 18 field goals of 50 yards or more.

ALL-TIME LONGEST PITT FIELD GOALS

No.	Date	Name	Opponent	Distance
1.	10/7/17	Alex Kessman	@Syracuse	56
	10/17/15	Chris Blewitt	@Georgia Tech	56
3.	10/6/18	Alex Kessman	Syracuse	55%
	9/23/17	Alex Kessman	@Georgia Tech	55
5.	10/27/18	Alex Kessman	Duke	54
	10/6/18	Alex Kessman	Syracuse	54
	9/3/94	David Merrick	Texas	54
8.	11/2/18	Alex Kessman	@Virginia	53
9.	1/2/15	Chris Blewitt	vs. Houston	52*
	11/5/11	Kevin Harper	Cincinnati	52
	9/29/84	Mark Brasco	West Virginia	52
	11/16/74	Carson Long	@Notre Dame	52
	11/11/61	Fred Cox	Notre Dame	52
14.	11/14/15	Chris Blewitt	@Duke	51
	11/11/78	David Trout	West Virginia	51
16.	9/24/16	Chris Blewitt	@North Carolina	50
	9/25/76	Carson Long	Temple	50
	11/24/73	Carson Long	@Penn State	50

% Heinz Field record (NFL and collegiate)

* Lockheed Martin Armed Forces Bowl

PITT BLOCK PARTY

Pitt has 55 blocked kicks since the 2000 season. That total includes 10 blocks during Pat Narduzzi's tenure as Pitt head coach (since 2015).

PITT'S BLOCKED KICKS SINCE 2000

Date	Opponent	Player	Type
9/2/00	Kent State	Ryan Smith	Field Goal
9/23/00	Rutgers	Mark Ponko	Punt
11/24/00	West Virginia	Mark Ponko	Field Goal
9/27/01	Miami (Fla.)	Torrie Cox	Punt
10/27/01	@Temple	Jay Junko	Punt
8/31/02	Ohio	Lewis Moore	Field Goal
10/26/02	Boston College	Brian Guzek	Field Goal
11/9/02	Temple	Shawntae Spencer	Punt
11/21/02	@Miami (Fla.)	Shawntae Spencer	Punt
9/6/03	Kent State	Sam Bryant	Punt
10/18/03	@Rutgers	J.J. Horne	PAT
10/25/03	Syracuse	H.B. Blades	Punt
11/22/03	@Temple	Claude Harriott	Punt
9/11/04	Ohio	Keith Malley	Punt
11/25/04	West Virginia	J.J. Horne	Field Goal
10/8/05	Cincinnati	Adam Gunn	Punt
11/12/05	Connecticut	Darrelle Revis	Field Goal*
11/12/05	Connecticut	Adam Gunn	Punt
11/4/06	@USF	H.B. Blades	Field Goal
11/25/06	Louisville	H.B. Blades	Field Goal
9/8/07	Grambling	Brian Kaiser	Punt
9/15/07	@Michigan State	Tommie Duhart	Field Goal
9/29/07	@Virginia	Joe Clermond	PAT
10/27/07	@Louisville	John Malecki	Field Goal
8/30/08	Bowling Green	Greg Romeus	PAT
9/6/08	Buffalo	Tommie Duhart	Field Goal
9/20/08	Iowa	Andrew Taglianetti	Punt
10/2/08	@USF	Aaron Berry	Field Goal
10/25/08	Rutgers	Greg Romeus	2 PATs
11/1/08	@Notre Dame	Andrew Taglianetti	Punt
11/22/08	@Cincinnati	Greg Williams	Field Goal
11/22/08	@Cincinnati	Andrew Taglianetti	Punt
12/6/08	@Connecticut	Mike Toerper	Punt
9/26/09	@NC State	Chas Alecxih	Field Goal
11/14/09	Notre Dame	Greg Romeus	PAT
12/05/09	Cincinnati	Nate Nix	Punt
9/2/10	@Utah	Antwuan Reed	Punt
11/20/10	@USF	Andrew Taglianetti	Punt
1/8/11	vs. Kentucky	Andrew Taglianetti	Punt%
10/15/11	Utah	Andrew Taglianetti	Punt#
10/13/12	Louisville	Todd Thomas	Punt\$
11/23/13	@Syracuse	Aaron Donald	PAT
10/4/14	@Virginia	Dontez Ford	Punt
1/2/15	vs. Houston	Team	PAT!
9/19/15	@Iowa	Ryan Lewis	Punt+
10/10/15	Virginia	Ejuan Price	PAT
10/17/15	@Georgia Tech	Shakir Soto	Field Goal
10/29/15	North Carolina	Quintin Wirginis	Punt
12/28/15	vs. Navy	Avonte Maddox	PAT**
9/17/16	@Oklahoma State	George Aston	Punt
11/26/16	Syracuse	Ejuan Price	PAT
12/28/16	vs. Northwestern	Chawntez Moss	Punt***
9/2/17	Youngstown State	James Folston Jr.	Punt
10/21/17	@Duke	Alex Bookser	Field Goal

* returned 71 yards for a TD by Bernard "Josh" Lay

% BBVA Compass Bowl

returned 10 yards for a TD by Antwuan Reed

\$ recovered in end zone for a TD by Todd Thomas

! Lockheed Martin Armed Forces Bowl

+ returned 28 yards for a TD by Pat Amara Jr.

** Military Bowl

*** Pinstripe Bowl

KEY CONTRIBUTORS: OFFENSE



— QUARTERBACK —

8




QB

Kenny Pickett
JR • 6-2 • 225

- In his second full season as Pitt's QB
- 16 career starts in 19 games
- 2019: 21-of-41 (51%) for 185 yards, 1 TD, 2 INT
- 2018: 180-of-310 (58%) for 1,969 yards, 12 TD, 6 INT
- Helped Pitt upset No. 2 Miami in first career start in 2017 regular-season finale

— RUNNING BACK —

21




RB

A.J. Davis
JR • 6-0 • 215

- 2019: 25 yards on 8 carries with 1 TD and 2 receptions for 65 yards
- Saw limited action in 2017 and '18
- Scored first career TD on 1-yard carry vs. Youngstown State in the 2017 opener
- Heavily recruited RB from Lakeland, FL
- 2017 Under Armour HS All-American

23




RB

Todd Sibley Jr.
SO* • 5-9 • 225

- 2019: 23 yards on 7 carries
- Played in 7 games last year to letter
- Saw time on special teams primarily
- Heavily recruited RB from Akron, OH
- 2017 Under Armour HS All-American

— TIGHT END —

86



TE

Nakia Griffin-Stewart
SR* • 6-5 • 260

- Graduate transfer from Rutgers
- 26 career games with 5 starts for RU
- 13 career catches for 97 yards with 1 TD
- Two-time Academic All-Big Ten honoree
- Enrolled in Pitt's School of Education

10




TE

Will Gragg
SR* • 6-4 • 245

- Graduate transfer from Arkansas who is in his second season with the Panthers
- 2019: 3 receptions for 4 yards
- At Arkansas: 5 catches for 61 yards
- Brother, Chris Gragg, played 5 years in the NFL with the Buffalo Bills and NY Jets
- Enrolled in Pitt's School of Social Work

— WIDE RECEIVER —

11



WR

Taysir Mack
JR* • 6-2 • 205

- Second season at Pitt after transferring from Indiana in 2018
- 2019: 6 catches for 33 yards
- 2018: 25 catches for 557 yards with 1 TD
- Averaged 22.3 yards/catch to top the ACC and rank second nationally in 2018
- Season-high 105 yards on 3 catches at Wake Forest (63-yard TD) in 2018

2



WR

Maurice Ffrench
SR • 5-11 • 200

- 2018 Honorable Mention All-ACC pick as an all-purpose threat & return specialist
- 2019: 6 catches for 54 yards
- 2018: 35 catches for 515 yards and 6 TDs
- Pitt's primary returner on punts/kickoffs
- Opened 2018 season with 91-yard kickoff return TD on opening play vs. Albany
- 99-yard kick return TD at Notre Dame (2018)
- 2019 team captain

5



WR

Tre Tipton
JR* • 6-0 • 185

- 2019 Wuerffel Trophy watch list (community service champion)
- 2019: 3 catches for 26 yards with 1 TD
- 2018: 5 receptions for 42 yards
- One of Pitt's Ed Conway Award winners as most improved in spring
- Missed entire 2017 season due to injury
- Also had his 2015 and '16 seasons ended early due to injury

6




WR

Aaron Mathews
SR • 6-4 • 220

- Played in 14 games with 8 starts in '18
- 2018: 9 catches for 120 yards
- Heralded by coaches for his ability as a red-zone threat and blocker
- 39 career games at WR for the Panthers
- Attended Clairton, same high school as former Pitt great Tyler Boyd (now with the Cincinnati Bengals)

— PLACEKICKER —

97




PK

Alex Kessman
JR* • 6-3 • 195

- 2019: 0-of-1 FG, 2-of-2 PAT
- Pitt's leading scorer in 2017 and '18
- 2018 Third Team All-ACC selection
- 2018: 13-of-17 FG, 40-of-42 PAT
- Holds Pitt record with 6 FGs of 50+ yards
- Owns Heinz Field & Carrier Dome records for longest FG (55 at Heinz, 56 in Dome)
- Former boxer who also played QB/DB for his high school team in Michigan

OFFENSIVE LINE

77




LT

Carter Warren
SO* • 6-5 • 320

- Started at LT in his first career game vs. Virginia
- One of Pitt's Ed Conway Award winners as most improved in spring

71



LG

Bryce Hargrove
JR* • 6-4 • 315

- Played in 16 career games with 4 starts at LG
- Started at LG vs. Miami, Clemson and Stanford in 2018

67




C

Jimmy Morrissey
JR* • 6-3 • 305

- 2018 Third Team All-ACC
- 24 career games, all in a starting role at center
- 2019 team captain

57



RG

Gabe Houy
SO* • 6-6 • 310

- Played in 7 career games with 2 starts
- Started 2019 opener vs. Virginia at RG

70



RT

Nolan Ulizio
SR* • 6-5 • 320

- Grad transfer (Michigan)
- Started Pitt's opener at RT
- 17 games, 5 starts and lettered 3 times at UM
- Academic All-Big Ten

KEY CONTRIBUTORS: DEFENSE



DEFENSIVE LINE

91 DE 34 Patrick Jones II JR* • 6-5 • 260 <ul style="list-style-type: none"> • 2019: 1 tackle, 2 QBH • Top reserve DE last year • 2018: 23 tackles, 7.5 TFLs, 4 sacks, FF in 14 games 	34 DT 97 Amir Watts SR • 6-3 • 295 <ul style="list-style-type: none"> • 2019: 1 tackle, 2 QBH • 34 games with 15 starts • 2018: 18 tackles, 3 TFLs, 1 sack, 1 INT; 10 starts 	97 DT 10 Jaylen Twyman SO* • 6-2 • 290 <ul style="list-style-type: none"> • 2019: 2 tackles, 0.5 TFLs • Changed to No. 97 this year to honor Aaron Donald • 2018: 16 tackles, 1.5 TFLs 	10 DT 5 Keyshon Camp JR* • 6-4 • 285 <ul style="list-style-type: none"> • 2019: 1 tackle, 0.5 sacks • 18 games with 12 starts • 2018: Missed final 7 games due to injury 	5 DE Deslin Alexandre SO* • 6-4 • 265 <ul style="list-style-type: none"> • 2019: 6 tackles, 1 sack • Elevated to starter after Rashad Weaver's injury • 2018: 13 games, 5 tackles
--	---	---	---	--

LINEBACKERS

38 LB Cam Bright SO* • 6-0 • 225 <ul style="list-style-type: none"> • 2019: 5 tackles, 1 TFL • Played all 14 games last year as key reserve • 2018: 13 tackles, FF, FR 	44 LB Elias Reynolds JR* • 6-2 • 235 <ul style="list-style-type: none"> • 2019: 4 tackles, 0.5 sacks • Started 7 games at MLB down the stretch last year • 2018: 49 tackles, 3.5 TFLs 	28 LB Kylan Johnson SR* • 6-2 • 230 <ul style="list-style-type: none"> • Grad transfer from Florida • 2019: 4 tackles • 33 games, 9 starts at UF • 83 tackles, 5.5 TFLs at UF
24 LB Phil Campbell III JR* • 6-1 • 220 <ul style="list-style-type: none"> • 2019: 5 tackles, 1 FF • One of Pitt's Ed Conway Award winners as most improved in spring 	9 LB Saleem Brightwell SR* • 6-0 • 230 <ul style="list-style-type: none"> • Versatile, experienced LB • 2018: 35 tackles, 1 TFL • Was Pitt's starting MLB in 2017; OLB in '18 	36 LB Chase Pine JR* • 6-2 • 250 <ul style="list-style-type: none"> • Made first career start at 2018 Sun Bowl (MLB) • 2018: 14 tackles, 2 TFLs

DEFENSIVE BACKS

11 CB Dane Jackson SR* • 6-0 • 190 <ul style="list-style-type: none"> • 2019: 5 tackles, 1 PBU • 2018: 47 tackles, 4 TFLs with 14 PBUs and 4 FF • 2019 team captain 	3 FS Damar Hamlin SR • 6-1 • 195 <ul style="list-style-type: none"> • 2019: Team-high 7 tackles • Led Pitt with 90 tackles, 2 INT and added 3 TFLs, 4 PBUs, 1 FR in 2018 	12 SS Paris Ford SO* • 6-0 • 190 <ul style="list-style-type: none"> • 6 tackles, FF in first start • One of Pitt's Ed Conway Award winners as most improved in spring 	15 CB Jason Pinnock JR • 6-0 • 200 <ul style="list-style-type: none"> • 2019: 4 tackles • Started 6 games late in '18 • 2018: 15 tackles, 2 TFLs, 1 sack, 2 INT and 6 PBUs
4 FS Therran Coleman JR* • 6-0 • 205 <ul style="list-style-type: none"> • 14 games as reserve in '18 • Game-clinching INT in OT vs. Syracuse last season 	7 SS Jazzee Stocker SR* • 6-2 • 190 <ul style="list-style-type: none"> • 2019: 3 tackles • 2018: 43 tackles, 4 PBUs with 1 INT, 1 FF 	21 CB Damarri Mathis JR • 5-11 • 195 <ul style="list-style-type: none"> • 2019: 2 PBUs, 1 TFL • 2018: 18 tackles, 2.5 TFLs, 1 PBU and 1 INT 	

PITT CAREER HIGHS: OFFENSE



QUARTERBACKS

#8 KENNY PICKETT JR

• Pickett Career Highs

Pass Yards: 316 at Wake Forest (11-17-18)
 Completions: 23 at Wake Forest (11-17-18)
 Attempts: 41 vs. Virginia (8-31-19)
 Pass TDs: 3 at Wake Forest (11-17-18)
 INTs: 2 vs. Virginia (8-31-19)
 Long Completion: 78 (TD) vs. Virginia Tech (11-10-18)
 Rush Yards: 76 vs. Duke (10-27-18)
 Rush Attempts: 14 vs. Penn State (9-8-18)
 Rush TDs: 2 vs. Miami (11-24-17)
 Long Rush: 30 (TD) vs. Duke (10-27-18)

#3 JEFF GEORGE JR. SR*

• George Career Highs

Pass Yards: 308 vs. Rutgers (10-14-17)*
 Completions: 22 at Iowa (10-7-17)*
 Attempts: 45 at Iowa (10-7-17)*
 Pass TDs: 2, 3 times, last vs. Indiana (11-11-17)*
 INTs: 4 at Wisconsin (11-12-16)*
 Long Completion: 77 vs. Indiana (11-11-17)*
 Rush Yards: 13 vs. Rutgers (10-14-17)*
 Rush Attempts: 8 vs. Indiana (11-11-17)*
 Long Rush: 12 vs. Rutgers (10-14-17)*
 *at Illinois

#12 NICK PATTI FR*

• Patti Career Highs

Pass Yards: 0
 Completions: 0
 Attempts: 0
 Pass TDs: 0
 INTs: 0
 Long Completion: 0
 Rush Yards: 0
 Rush Attempts: 0
 Long Rush: 0

RUNNING BACKS

#21 A.J. DAVIS JR

• Davis Career Highs

Rush Attempts: 13 vs. Albany (9-1-18)
 Rush Yards: 46 vs. Albany (9-1-18)
 Rush TDs: 1, twice, last vs. Virginia (8-31-19)
 Long Rush: 16 vs. Virginia (8-31-19)
 Receptions: 2, twice, last vs. Virginia (8-31-19)
 Receiving Yards: 65 vs. Virginia (8-31-19)
 Receiving TDs: 0
 Long Reception: 59 vs. Virginia (8-31-19)

#23 TODD SIBLEY JR. SO*

• Sibley Jr. Career Highs

Rush Attempts: 7 vs. Virginia (8-31-19)
 Rush Yards: 23 vs. Virginia (8-31-19)
 Rush TDs: 0
 Long Rush: 8 vs. Virginia (8-31-19)
 Receptions: 0
 Receiving Yards: 0

WIDE RECEIVERS

#2 MAURICE FFRENCH SR

• French Career Highs

Receptions: 7 at North Carolina (9-22-18)
 Receiving Yards: 83 vs. Virginia Tech (11-10-18)
 Receiving TDs: 2 vs. Duke (10-27-18)
 Long Reception: 78 (TD) vs. Virginia Tech (11-10-18)
 Rush Attempts: 7 vs. Duke (10-27-18)
 Rush Yards: 77 vs. Syracuse (11-26-16)
 Rush TDs: 1, 4 times, last vs. Virginia Tech (11-10-18)
 Long Rush: 77 (TD) vs. Syracuse (11-26-16)
 Kick Returns: 4, twice, last vs. Duke (10-27-18)
 Kick Return Yards: 122 at Notre Dame (10-13-18)
 Long Kick Return: 99 (TD) at Notre Dame (10-13-18)
 All-Purpose Yards: 220 vs. Duke (10-27-18)

#11 TAYSIR MACK JR*

• Mack Career Highs

Receptions: 7, twice, last at Purdue (11-25-17)*
 Receiving Yards: 132 at Purdue (11-25-17)*
 Receiving TDs: 2 vs. Charleston Southern (10-7-17)*
 Long Reception: 63 (TD) at Wake Forest (11-17-18)
 *at Indiana

#6 AARON MATHEWS SR

• Mathews Career Highs

Receptions: 4, twice, last at Notre Dame (10-13-18)
 Receiving Yards: 50, twice, last vs. Rice (9-30-17)
 Receiving TDs: 0
 Long Reception: 31 at Virginia (11-2-18)

#5 TRE TIPTON SR*

• Tipton Career Highs

Receptions: 3, twice, last vs. Virginia (8-31-19)
 Receiving Yards: 27 at Oklahoma State (9-17-16)
 Receiving TDs: 1, twice, last vs. Virginia (8-31-19)
 Long Reception: 25 at Miami (11-5-16)
 Rush Attempts: 3, 3 times, last at Virginia (10-15-16)
 Rush Yards: 26 vs. Marshall (10-1-16)
 Rush TDs: 0
 Long Rush: 21 vs. Marshall (10-1-16)

#88 DONTAVIUS BUTLER-JENKINS SO*

• Butler-Jenkins Career Highs

Receptions: 3 at UCF (9-29-18)
 Receiving Yards: 8 at UCF (9-29-18)
 Receiving TDs: 0
 Long Reception: 6 at UCF (9-29-18)

#18 SHOCKY JACQUES-LOUIS SO

• Jacques-Louis Career Highs

Receptions: 2, twice, last vs. Syracuse (10-6-18)
 Receiving Yards: 21 vs. Penn State (9-8-18)
 Receiving TDs: 0
 Long Reception: 15 at UCF (9-29-18)
 Rush Attempts: 3 vs. Albany (9-1-18)
 Rush Yards: 39 vs. Penn State (9-8-18)
 Rush TDs: 0
 Long Rush: 38 vs. Penn State (9-8-18)

TIGHT ENDS/FULLBACKS

#86 NAKIA GRIFFIN-STEWART SR*

• Griffin-Stewart Career Highs

Receptions: 2, 3 times, last at Penn State (11-11-17)*
 Receiving Yards: 21 vs. Morgan State (9-16-17)*
 Receiving TDs: 1 vs. Morgan State (9-16-17)*
 Long Reception: 18 (TD) vs. Morgan State (9-16-17)*
 *at Rutgers

#10 WILL GRAGG SR*

• Gragg Career Highs

Receptions: 3, twice, last vs. Virginia (8-31-19)
 Receiving Yards: 47 at LSU (11-11-17)*
 Receiving TDs: 0
 Long Reception: 33 at LSU (11-11-17)*
 *at Arkansas

#84 GRANT CARRIGAN SO*

• Carrigan Career Highs

Receptions: 0
 Receiving Yards: 0
 Receiving TDs: 0
 Long Reception: 0

#81 JIM MEDURE SR*

• Medure Career Highs

Receptions: 2 at Wake Forest (11-17-18)
 Receiving Yards: 15 vs. Albany (9-1-18)
 Receiving TDs: 0
 Long Reception: 15 vs. Albany (9-1-18)

PLACEKICKERS

#97 ALEX KESSMAN JR*

• Kessman Career Highs

FG Made: 3, 3 times, last vs. Duke (10-27-18)
 FG Attempted: 3, 4 times, last vs. Duke (10-27-18)
 Long FG: 56 at Syracuse (10-7-17)
 PATs Made: 6 vs. Rice (9-30-17)
 PATs Attempted: 6 vs. Rice (9-30-17)
 Points: 14, twice, last vs. Duke (10-27-18)
 Kickoffs: 10 vs. Duke (10-27-18)
 Touchbacks: 6 vs. Syracuse (10-6-18)

PITT CAREER HIGHS: DEFENSE



DEFENSIVE TACKLES

#34 AMIR WATTS SR

• Watts Career Highs

Tackles: 4 vs. Virginia Tech (11-10-18)

TFLs: 1.5 vs. NC State (10-14-17)

Sacks: 1, twice, last vs. Duke (10-27-18)

Interceptions: 1 vs. Syracuse (10-6-18)

#10 KEYSHON CAMP JR*

• Camp Career Highs

Tackles: 6 at Georgia Tech (9-23-17)

TFLs: 2 vs. Albany (9-1-18)

Sacks: 2 vs. Albany (9-1-18)

Forced Fumbles: 1 at Georgia Tech (9-23-17)

#97 JAYLEN TWYMAN SO*

• Twyman Career Highs

Tackles: 4 vs. Clemson (12-1-18)

TFLs: 1 at Wake Forest (11-17-18)

Sacks: 0.5 vs. Clemson (12-1-18)

DEFENSIVE ENDS

#91 PATRICK JONES II JR*

• Jones Career Highs

Tackles: 5 vs. Stanford (12-31-18)

TFLs: 2, twice, last vs. Stanford (12-31-18)

Sacks: 1.5 at Wake Forest (11-17-18)

Forced Fumbles: 1 vs. Stanford (12-31-18)

#5 DESLIN ALEXANDRE SO*

• Alexandre Career Highs

Tackles: 6 vs. Virginia (8-31-19)

TFLs: 1.5 vs. Virginia (8-31-19)

Sacks: 1 vs. Virginia (8-31-19)

#87 HABAKKUK BALDONADO FR*

• Baldonado Career Highs

Tackles: 1 vs. Virginia (8-31-19)

TFLs: 1 vs. Virginia (8-31-19)

Sacks: 1 vs. Virginia (8-31-19)

#6 JOHN MORGAN FR*

• Morgan Career Highs

Tackles: 1 vs. Virginia Tech (10-27-18)

TFLs: 0

Sacks: 0

LINEBACKERS

#9 SALEEM BRIGHTWELL SR*

• Brightwell Career Highs

Tackles: 13 at Syracuse (10-7-17)

TFLs: 1.5 at Georgia Tech (9-23-17)

Sacks: 1, 3 times, last vs. North Carolina (11-9-17)

Interceptions: 1, twice, last vs. Virginia (10-28-17)

Forced Fumbles: 1 at Georgia Tech (9-23-17)

Fumble Recoveries: 1 at North Carolina (9-24-16)

#44 ELIAS REYNOLDS JR*

• Reynolds Career Highs

Tackles: 12 vs. Duke (10-27-18)

TFLs: 2 vs. Duke (10-27-18)

Sacks: 1, twice, last vs. Virginia Tech (11-10-18)

#28 KYLAN JOHNSON SR*

• Johnson Career Highs

Tackles: 8 at LSU (11-19-16)*

TFLs: 2 vs. Alabama (12-3-16)*

Sacks: 0.5, twice, last at Arkansas (11-5-16)*

Fumble Recoveries: 1 at LSU (11-19-16)*

*at Florida

#36 CHASE PINE JR*

• Pine Career Highs

Tackles: 6 at Virginia Tech (11-18-17)

TFLs: 1, twice, last at Wake Forest (11-17-18)

Sacks: 0

#38 CAM BRIGHT SO*

• Bright Career Highs

Tackles: 5 vs. Virginia (8-31-19)

TFLs: 1 vs. Virginia (8-31-19)

Sacks: 0.5 at Wake Forest (11-17-18)

Forced Fumbles: 1 at Virginia (11-2-18)

Fumble Recoveries: 1 at North Carolina (9-22-18)

#24 PHIL CAMPBELL III JR*

• Campbell Career Highs

Tackles: 8 vs. Duke (10-27-18)

TFLs: 0

Interceptions: 0

Forced Fumbles: 1 vs. Virginia (8-31-19)

SAFETIES

#3 DAMAR HAMLIN SR

• Hamlin Career Highs

Tackles: 14 vs. Syracuse (10-6-18)

TFLs: 2 vs. Georgia Tech (9-15-18)

INTs: 1, 3 times, last at Wake Forest (11-17-18)

Fumble Recoveries: 1 at Miami (11-24-18)

#12 PARIS FORD SO*

• Ford Career Highs

Tackles: 6 vs. Virginia (8-31-19)

TFLs: 0.5 vs. Virginia (8-31-19)

Interceptions: 0

Forced Fumbles: 1 vs. Virginia (8-31-19)

#7 JAZZEE STOCKER SR*

• Stocker Career Highs

Tackles: 9 at UCF (9-29-18)

TFLs: 1 vs. Oklahoma State (9-16-17)

Interceptions: 1 at Notre Dame (10-13-18)

Forced Fumbles: 1 at UCF (9-29-18)

#4 THERRAN COLEMAN JR*

• Coleman Career Highs

Tackles: 4 at Syracuse (10-7-17)

TFLs: 0

Interceptions: 1 vs. Syracuse (10-6-18)

CORNERBACKS

#11 DANE JACKSON SR*

• Jackson Career Highs

Tackles: 6, twice, last vs. Virginia Tech (11-10-18)

TFLs: 1, 6 times, last at Wake Forest (11-17-18)

Sacks: 1 at Duke (10-21-17)

Interceptions: 1, three times, last vs. Rice (9-30-17)

Forced Fumbles: 1, 4 times, last at Virginia (11-2-18)

Fumble Recoveries: 1, twice, last at Virginia (11-2-18)

#21 DAMARRI MATHIS JR

• Mathis Career Highs

Tackles: 4, twice, last vs. Virginia Tech (11-10-18)

TFLs: 1, 3 times, last vs. Virginia (8-31-19)

Interceptions: 1 vs. Albany (9-1-18)

#15 JASON PINNOCK JR

• Pinnock Career Highs

Tackles: 4, 3 times, last vs. Virginia (8-31-19)

TFLs: 1, twice, last vs. Virginia Tech (11-10-18)

Sacks: 1 vs. Virginia Tech (11-10-18)

Interceptions: 1, twice, last at Wake Forest (11-17-18)

Fumble Recoveries: 1 (TD) vs. Oklahoma State (9-16-17)

PUNTER

#98 KIRK CHRISTODOULOU SO*

• Christodoulou Career Highs

Punts: 12 at Miami (11-24-18)

Punt Average: 51.6 at Wake Forest (11-17-18)

Long: 73 at Miami (11-24-18)

Inside 20: 5 at Miami (11-24-18)

Coaching Staff Game Day Locations

- FIELD LEVEL -



Mark Whipple
Offensive Coordinator/
Quarterbacks



Andre Powell
Special Teams Coordinator/
Running Backs



Chris Beatty
Wide Receivers



Dave Borbely
Offensive Line




Charlie Partridge
Assistant Head Coach/
Defensive Line



Archie Collins
Secondary



Rob Harley
Linebackers



Michael Priefer Jr.
Defensive G.A.

- PRESS BOX -



Randy Bates
Defensive Coordinator



Tim Salem
Tight Ends



Cory Sanders
Safeties



Ronald Booker
Offensive G.A.



Joe Kreinsen
Offensive G.A.



Bryan Bing
Defensive G.A.

2019 Pronunciation Guide

PLAYERS

Cal Adomitis adam-EYE-tis
Deslin Alexandre alexander
Habakkuk Baldonado Haba-kook Baldo-na-dough
(prefers to be called "Haba")
V'Lique Carter va-leak
Kirk Christodoulou christo-doo-lou
Therran Coleman therr-un
SirVocea Dennis sir-voss-E-ay
Matt Goncalves gone-SOLVE-ez
Nakia Griffin-Stewart na-KEY-ah
Erick Hallett HAL-let
Gabe Houy hoy

Shocky Jacques-Louis jaq-LU-EE
Calijah Kancey ca-LIE-jah (rhymes with "Elijah")
Jim Medure ma-DOOR
Kaymar Mimes mims
Mychale Salahuddin michael sa-lah-who-deen
Jazzee Stocker jazz-ZEE
Judson Tallandier ta-lan-DEER
Tre Tipton tray
Nolan Ulizio you-LIZ-e-oh
Amir Watts ah-mirror
Marquis Williams mar-QUEZ
Jake Zilinskas za-lin-skas
Blake Zubovic zoo-bow-VICK

2019 PITT OPPONENTS: WEEK-BY-WEEK



VIRGINIA (1-0, 1-0 ACC)

Aug. 31	at Pitt*	W, 30-14
Sept. 7	William & Mary	
Sept. 14	Florida State*	
Sept. 21	Old Dominion	
Sept. 28	at Notre Dame	
Oct. 11	at Miami*	
Oct. 19	Duke*	
Oct. 26	at Louisville*	
Nov. 2	at North Carolina*	
Nov. 9	Georgia Tech*	
Nov. 23	Liberty	
Nov. 29	Virginia Tech*	

*ACC game

OHIO (1-0, 0-0 MAC)

Aug. 31	Rhode Island	W, 41-20
Sept. 7	at Pitt	
Sept. 14	at Marshall	
Sept. 21	Louisiana	
Oct. 5	at Buffalo*	
Oct. 12	Northern Illinois*	
Oct. 19	Kent State*	
Oct. 26	at Ball State*	
Nov. 6	Miami (Ohio)*	
Nov. 12	Western Michigan*	
Nov. 19	Bowling Green*	
Nov. 26	Akron*	

*Mid-American Conference game

PENN STATE (1-0, 0-0 B1G)

Aug. 31	Idaho	W, 79-7
Sept. 7	Buffalo	
Sept. 14	Pitt	
Sept. 27	at Maryland*	
Oct. 5	Purdue*	
Oct. 12	at Iowa*	
Oct. 19	Michigan*	
Oct. 26	at Michigan State*	
Nov. 9	at Minnesota*	
Nov. 16	Indiana*	
Nov. 23	at Ohio State*	
Nov. 30	Rutgers*	

*Big Ten Conference game

UCF (1-0, 0-0 AAC)

Aug. 29	Florida A&M	W, 62-0
Sept. 7	at Florida Atlantic	
Sept. 14	Stanford	
Sept. 21	at Pitt	
Sept. 28	Connecticut*	
Oct. 4	at Cincinnati*	
Oct. 19	East Carolina*	
Oct. 26	at Temple*	
Nov. 2	Houston*	
Nov. 8	at Tulsa*	
Nov. 23	at Tulane*	
Nov. 29	South Florida*	

*American Athletic Conference game

DELAWARE (1-0, 0-0 CAA)

Aug. 29	Delaware State	W, 31-13
Sept. 7	at Rhode Island*	
Sept. 14	North Dakota State	
Sept. 21	Penn	
Sept. 28	at Pitt	
Oct. 12	at Elon*	
Oct. 19	New Hampshire*	
Oct. 26	Richmond*	
Nov. 2	at Towson*	
Nov. 9	Albany*	
Nov. 16	Stony Brook*	
Nov. 23	at Villanova*	

*Colonial Athletic Association game

DUKE (0-1, 0-0 ACC)

Aug. 31	vs. Alabama	L, 3-42
Sept. 7	North Carolina A&T	
Sept. 14	at Middle Tennessee	
Sept. 27	at Virginia Tech*	
Oct. 5	Pitt*	
Oct. 12	Georgia Tech*	
Oct. 19	at Virginia*	
Oct. 26	at North Carolina*	
Nov. 9	Notre Dame	
Nov. 16	Syracuse*	
Nov. 23	at Wake Forest*	
Nov. 30	Miami*	

*ACC game

SYRACUSE (1-0, 0-0 ACC)

Aug. 31	at Liberty	W, 24-0
Sept. 7	at Maryland	
Sept. 14	Clemson*	
Sept. 21	Western Michigan	
Sept. 28	Holy Cross	
Oct. 10	NC State*	
Oct. 18	Pitt*	
Oct. 26	at Florida State*	
Nov. 2	Boston College*	
Nov. 16	at Duke*	
Nov. 23	at Louisville*	
Nov. 30	Wake Forest*	

*ACC game

MIAMI (0-1, 0-0 ACC)

Aug. 24	vs. Florida	L, 20-24
Sept. 7	at North Carolina*	
Sept. 14	Bethune-Cookman	
Sept. 21	Central Michigan	
Oct. 5	Virginia Tech*	
Oct. 11	Virginia*	
Oct. 19	Georgia Tech*	
Oct. 26	at Pitt*	
Nov. 2	at Florida State*	
Nov. 9	Louisville*	
Nov. 23	at Florida International	
Nov. 30	at Duke*	

*ACC game

GEORGIA TECH (0-1, 0-1 ACC)

Aug. 29	at Clemson*	L, 14-52
Sept. 7	South Florida	
Sept. 14	The Citadel	
Sept. 28	at Temple	
Oct. 5	North Carolina*	
Oct. 12	at Duke*	
Oct. 19	at Miami*	
Nov. 2	Pitt*	
Nov. 9	at Virginia*	
Nov. 16	Virginia Tech*	
Nov. 21	NC State*	
Nov. 30	Georgia	

*ACC game

NORTH CAROLINA (1-0, 0-0 ACC)

Aug. 31	vs. South Carolina	W, 24-20
Sept. 7	Miami*	
Sept. 13	at Wake Forest	
Sept. 21	Appalachian State	
Sept. 28	Clemson*	
Oct. 5	at Georgia Tech*	
Oct. 19	at Virginia Tech*	
Oct. 26	Duke*	
Nov. 2	Virginia*	
Nov. 14	at Pitt*	
Nov. 23	Mercer	
Nov. 30	at NC State*	

*ACC game

VIRGINIA TECH (0-1, 0-1 ACC)

Aug. 31	at Boston College	L, 28-35
Sept. 7	Old Dominion	
Sept. 14	Furman	
Sept. 27	Duke*	
Oct. 5	Miami*	
Oct. 12	Rhode Island	
Oct. 19	North Carolina*	
Nov. 2	at Notre Dame	
Nov. 9	Wake Forest*	
Nov. 16	at Georgia Tech*	
Nov. 23	Pitt*	
Nov. 29	at Virginia*	

*ACC game

BOSTON COLLEGE (1-0, 1-0 ACC)

Aug. 31	Virginia Tech*	W, 35-28
Sept. 7	Richmond	
Sept. 13	Kansas	
Sept. 21	at Rutgers	
Sept. 28	Wake Forest*	
Oct. 5	at Louisville*	
Oct. 19	NC State*	
Oct. 26	at Clemson*	
Nov. 2	at Syracuse*	
Nov. 9	Florida State*	
Nov. 23	at Notre Dame	
Nov. 30	at Pitt*	

*ACC game

Combined Opponent Record.....8-4

Combined Winning %......667

2019 PITT STARTING LINEUPS



OFFENSE

GAME	QB	RB	FB	WR	WR	TE	LT	LG	C	RG	RT
Virginia	Pickett	A.J. Davis	Wheeler	Ffrench	Mack	Gragg	Warren	Hargrove	Morrissey	Houy	Ulizio
Ohio											
Penn State											
UCF											
Delaware											
Duke											
Syracuse											
Miami											
Georgia Tech											
North Carolina											
Virginia Tech											
Boston College											

DEFENSE

GAME	DE	DT	DT	DE	OLB	MLB	OLB	CB	CB	FS	SS
Virginia	Jones II	Twyman	Camp	Alexandre	Johnson	Reynolds	Bright	Jackson	Mathis	Hamlin	Ford
Ohio											
Penn State											
UCF											
Delaware											
Duke											
Syracuse											
Miami											
Georgia Tech											
North Carolina											
Virginia Tech											
Boston College											

VIRGINIA 30 PITT 14

Aug. 31, 2019 • Heinz Field • 47,144

Playing a rare season opener against a conference opponent, Pitt fell to ACC Coastal Division foe Virginia, 30-14...the Cavaliers, considered the preseason favorite for the Coastal title, overcame a 14-13 halftime deficit with 17 unanswered points...the Panthers rallied for the lead at intermission after falling behind 10-0 in the opening quarter...three Pitt mistakes—two interceptions and a blocked punt—proved critical in the final result...Virginia's three touchdown drives all came on short fields following miscues by the Panthers...the Cavaliers' longest TD march of the night covered just 29 yards...Virginia's dual-threat quarterback Bryce Perkins threw for 181 yards and two TDs, while rushing for an additional 44 yards...excluding the second quarter, when Pitt mounted a pair of skillful touchdown drives, the Panthers were bottled up offensively...Pitt mustered just 78 yards on 30 rushes (2.6 avg.) and totaled only 263 yards overall...Kenny Pickett threw a personal-high 41 passes, but had multiple interceptions for the first time in his career...the loss snapped Pitt's five-game winning streak in season openers...Virginia won for the first time in six all-time visits to Pittsburgh...the Cavaliers had not beaten Pitt since 2014 in Charlottesville...the contest was nationally televised by the newly launched ACC Network.

VIRGINIA	10	3	10	7	30
PITT	0	14	0	0	14

First Quarter

UVA — Delaney 39-yard field goal 8:17

UVA — Sharp 2-yard pass from Perkins (Delaney kick) 6:11

Second Quarter

PITT — A.J. Davis 2-yard run (Kessman kick) 13:29

UVA — Delaney 36-yard field goal 10:19

PITT — Tipton 3-yard pass from Pickett (Kessman kick) 0:38

Third Quarter

UVA — Delaney 45-yard field goal 11:54

UVA — Dubois 13-yard pass from Perkins (Delaney kick) 8:23

Fourth Quarter

UVA — Taulapapa 10-yard run (Delaney kick) 0:32

Team Stats	UVA	PITT
First Downs	20	15
Rushes-Yards	33-129	30-78
Comp-Att-Int	20-34-0	21-41-2
Passing Yards	181	185
Total Yards	310	263
Punt Returns-Yards	2-21	1-0
Kick Returns-Yards	2-48	1-26
Interceptions-Yards	2-11	0-0
Fumbles-Lost	2-0	0-0
Punts-Average	4-45.5	5-34.4
Penalties-Yards	3-35	5-51
Third Down Conv.	7-15	7-16
Fourth Down Conv.	0-0	0-1
Sacks By-Yards	4-28	3-18
Possession Time	34:16	25:44

Rushing

UVA — Taulapapa 10-66, 1 TD; Perkins 18-44; Kier 5-19.

PITT — A.J. Davis 8-25, 1 TD; Sibley Jr. 7-23; Pickett 12-16; Carter 1-8; V. Davis 2-6.

Passing

UVA — Perkins 20-34-0, 181 yards, 2 TD.

PITT — Pickett 21-41-2, 185 yards, 1 TD.

Receiving

UVA — Reed 7-34; Dubois 4-45, 1 TD; Jana 3-29; Cowley 2-27; Sharp 2-8, 1 TD; Chatman 1-33; Taulapapa 1-5.

PITT — Ffrench 6-54; Mack 6-33; Tipton 3-26, 1 TD; Gragg 3-4; A.J. Davis 2-65; Carter 1-3.

RUSHING INDIVIDUAL

200 yards rushing:

By Pitt: 235, Qadree Ollison vs. Virginia Tech, 11-10-18 (16 att., 3 TD).
By Opponent: 224, Justin Jackson, Northwestern, 12-28-16 (Pinstripe Bowl) (32 att., 3 TD).

300 yards rushing:

By Pitt: 303, Tony Dorsett vs. Notre Dame, 11-15-75 (23 att., 1 TD).
By Opponent: DNA

30 or more rushing attempts:

By Pitt: 30, James Conner at North Carolina, 11-15-14 (220 yards, 4 TD).
By Opponent: 32, Justin Jackson, Northwestern, 12-28-16 (Pinstripe Bowl) (224 yards, 3 TD).

Three rushing touchdowns:

By Pitt: Qadree Ollison vs. Virginia Tech, 11-10-18.
By Opponent: Justin Jackson, Northwestern, 12-28-16 (Pinstripe Bowl).

Four rushing touchdowns:

By Pitt: Darrin Hall vs. North Carolina, 11-9-17.
By Opponent: Rennie Childs, Oklahoma State, 9-17-16.

50+ yard touchdown run:

By Pitt: 97, Qadree Ollison vs. Virginia Tech, 11-10-18.
By Opponent: 75, Travis Etienne, Clemson, 12-1-18.

60+ yard touchdown run:

By Pitt: 97, Qadree Ollison vs. Virginia Tech, 11-10-18.
By Opponent: 75, Travis Etienne, Clemson, 12-1-18.

70+ yard touchdown run:

By Pitt: 97, Qadree Ollison vs. Virginia Tech, 11-10-18.
By Opponent: 75, Travis Etienne, Clemson, 12-1-18.

80+ yard touchdown run:

By Pitt: 97, Qadree Ollison vs. Virginia Tech, 11-10-18.
By Opponent: 83, Nyheim Hines, NC State, 10-14-17.

90+ yard touchdown run:

By Pitt: 97, Qadree Ollison vs. Virginia Tech, 11-10-18.
By Opponent: 96, Antowain Smith, Houston, 9-14-96.

Two 100-yard rushers:

By Pitt: 11-10-18 vs. Virginia Tech, Qadree Ollison (235) and Darrin Hall (186).
By Opponent: 9-23-17, Georgia Tech, KirVonte Benson (196) and TaQuon Marshall (112).

Three 100-yard rushers:

By Pitt: 12-26-75 vs. Kansas (Sun Bowl), Tony Dorsett (142), Elliott Walker (123) and Robert Haygood (101).
By Opponent: DNA

Five different rushers with a touchdown:

By Pitt: 11-26-16 vs. Syracuse, James Conner (2), George Aston, Nathan Peterman, Quadree Henderson and Maurice Ffrench.
By Opponent: Georgia Tech, 10-25-14, Broderick Snoddy (3), Justin Thomas, Tony Zenon, Matt Connors and Deon Hill.

PASSING INDIVIDUAL

300 yards passing:

By Pitt: 316, Kenny Pickett at Wake Forest, 11-17-18 (20-for-30, 3 TD).
By Opponent: 396, Daniel Jones, Duke, 10-27-18 (27-for-42, 4 TD).

400 yards passing:

By Pitt: 410, Max Browne vs. Rice, 9-30-17 (28-for-32, 4 TD).
By Opponent: 497, Mason Rudolph, Oklahoma State, 9-16-17 (23-for-32, 5 TD, 1 INT).

Four touchdown passes:

By Pitt: Max Browne vs. Rice, 9-30-17.
By Opponent: Daniel Jones, Duke, 10-27-18.

Five touchdown passes:

By Pitt: Nathan Peterman at Clemson, 11-12-16.
By Opponent: Mason Rudolph, Oklahoma State, 9-16-17.

Six touchdown passes:

By Pitt: Tom Savage at Duke, 9-21-13.
By Opponent: Mike Teel, Rutgers, 10-25-08.

Seven touchdown passes:

By Pitt: Pete Gonzalez at Rutgers, 10-25-97.
By Opponent: DNA

60+ yard TD pass:

By Pitt: 63, at Wake Forest, 11-17-18, Kenny Pickett to Taysir Mack.
By Opponent: 68, Duke, 10-27-18, Daniel Jones to Johnathan Lloyd.

70+ yard TD pass:

By Pitt: 78, vs. Virginia Tech, 11-10-18, Kenny Pickett to Maurice Ffrench.
By Opponent: 74, Duke, 10-27-18, Daniel Jones to Deon Jackson.

80+ yard TD pass:

By Pitt: 80, at Cincinnati, 9-8-06, Tyler Palko to Derek Kinder.
By Opponent: 83, Marshall, 10-1-16, Chase Litton to Michael Clark.

90+ yard TD pass:

By Pitt: 91, at Rutgers, 9-17-92, Alex Van Pelt to Dietrich Jells.
By Opponent: 91, Oklahoma St., 9-17-16, Mason Rudolph to James Washington.

45 or more pass attempts:

By Pitt: 28-for-46, Tino Sunseri vs. West Virginia, 11-26-10 (284 yards, 1 TD, 1 INT).
By Opponent: 33-for-49, Eric Dungey, Syracuse, 10-7-17 (365 yards, 2 TD).

30 or more pass completions:

By Pitt: 31-for-50, Tyler Palko vs. Louisville, 11-25-06 (307 yards, 1 TD, 3 INT).
By Opponent: 33-for-49, Eric Dungey, Syracuse, 10-7-17 (365 yards, 2 TD).

RECEIVING INDIVIDUAL

100+ yards receiving:

By Pitt: 105, Taysir Mack at Wake Forest, 11-17-18

(3 receptions, 1 TD).

By Opponent: 136, Johnathan Lloyd, Duke, 10-27-18

(7 receptions, 1 TD).

150+ yards receiving:

By Pitt: 176, Jester Weah vs. Marshall, 10-1-16 (7 receptions, 1 TD).

By Opponent: 162, Jalen McCleskey, Oklahoma State, 9-16-17

(7 receptions, 3 TD).

200+ yards receiving:

By Pitt: 207, Larry Fitzgerald at Rutgers, 10-18-03 (8 receptions, 2 TD).

By Opponent: 202, Mike Williams, Clemson, 11-12-16

(15 receptions, 1 TD).

Two 100-yard receivers:

By Pitt: 9-21-13 at Duke, Devin Street (166) and Tyler Boyd (154).

By Opponent (4): 162, Jalen McCleskey (7 receptions, 3 TD); 124, James

Washington (5 receptions); 109, Marcell Ateman (4 receptions, 1 TD);

100, Dillon Stoner (5 receptions, 1 TD), Oklahoma State, 9-16-17.

10 or more receptions:

By Pitt: 11, Tyler Boyd vs. Louisville, 11-21-15 (103 yards, 1 TD).

By Opponent: 13, Amba Etta-Tawo (178 yards, 5 TD), Syracuse, and

11, Ervin Philips (107 yards), Syracuse, 11-26-16.

Three receiving touchdowns:

By Pitt: Tyler Boyd at Duke, 9-21-13.

By Opponent: Jalen McCleskey, Oklahoma State, 9-16-17.

Four receiving touchdowns:

By Pitt: Billy Davis vs. Rutgers, 11-19-94.

By Opponent: Amba Etta-Tawo (5), Syracuse, 11-26-16.

60+ yard TD reception:

By Pitt: 63, at Wake Forest, 11-17-18, Kenny Pickett to Taysir Mack.

By Opponent: 68, Duke, 10-27-18, Daniel Jones to Johnathan Lloyd.

70+ yard TD reception:

By Pitt: 78, vs. Virginia Tech, 11-10-18, Kenny Pickett to Maurice Ffrench.

By Opponent: 74, Duke, 10-27-18, Daniel Jones to Deon Jackson.

80+ yard TD reception:

By Pitt: 80, at Cincinnati, 9-8-06, Tyler Palko to Derek Kinder.

By Opponent: 83, Marshall, 10-1-16, Chase Litton to Michael Clark.

90+ yard TD reception:

By Pitt: 91, at Rutgers, 9-17-92, Alex Van Pelt to Dietrich Jells.

By Opponent: 91, Oklahoma St., 9-17-16, Mason Rudolph to James Washington.

COMBOS

100 yards rushing and 100 yards passing (one player):

By Pitt: Billy Daniels vs. Syracuse (165 rushing/121 passing), 11-3-73.

By Opponent: Keenan Reynolds, Navy (144 rushing/126 passing),

12-28-15 (Military Bowl).

100-yard rusher and 300-yard passer:

By Pitt: 11-12-16 at Clemson, James Conner (132 rushing) and Nathan Peterman (308 passing).

By Opponent: 10-27-18, Duke, Deon Jackson (162 rushing) and Daniel Jones (396 passing).

100-yard rusher and 400-yard passer:

By Pitt: 9-21-13 at Duke, James Conner (173 rushing) and Tom Savage (424 passing).

By Opponent: 9-17-16, Oklahoma State, Rennie Childs (101 rushing) and Mason Rudolph (540 passing).

100-yard rusher, 100-yard receiver and 300-yard passer:

By Pitt: 11-12-16 at Clemson, James Conner (132 rushing),

Scott Orndoff (128 receiving) and Nathan Peterman (308 passing).

By Opponent: 10-27-18, Duke, Deon Jackson (162 rushing),

Johnathan Lloyd (136 receiving) and Daniel Jones (396 passing).

200-yard rusher, 200-yard receiver and 300-yard passer:

By Pitt: 10-21-00 vs. Boston College, Kevan Barlow (209 rushing),

Antonio Bryant (222 receiving) and John Turman (332 passing).

By Opponent: DNA

SCORING INDIVIDUAL

Three total touchdowns:

By Pitt: Qadree Ollison vs. Virginia Tech (three rushing), 11-10-18.

By Opponent: Jalen McCleskey, Oklahoma State (three receiving), 9-16-17.

Four total touchdowns:

By Pitt: Darrin Hall vs. North Carolina (four rushing), 11-9-17.

By Opponent: Amba Etta-Tawo (5), Syracuse (five receiving), 11-26-16.

Five total touchdowns:

By Pitt: Norman Bill Budd (6) vs. Ohio (six rushing), 1910.

By Opponent: Amba Etta-Tawo, Syracuse (five receiving), 11-26-16.

Two-point conversion (rushing):

By Pitt: Jordan Whitehead at Syracuse, 10-7-17.

By Opponent: Everett Golson, Notre Dame, 11-3-12.

Two-point conversion (passing):

By Pitt: Kenny Pickett to Rafael Araujo-Lopes vs. Duke, 10-27-18.

By Opponent: Ryan Willis to Eric Kumah, Virginia Tech, 11-10-18.

Defensive two-point conversion:

By Pitt: Doug Hetzler returned blocked PAT attempt at Syracuse, 9-22-90.

By Opponent: Matt Taffoni, West Virginia, interception return, 10-15-94.

Safety:

By Pitt: 10-27-18 vs. Duke (Duke lateraled through its own end zone).

By Opponent: 9-8-18, Penn State (Pitt holding penalty in end zone).

Two safeties in same game:

By Pitt: 9-13-14 at FIU (Punter Chris Ayers kicks ball out of end zone on bad snap; E.J. Hilliard intentional grounding in end zone).

By Opponent: DNA

One player throw, catch and rush for touchdown (same game):

By Pitt: Jawan Walker at Boston College, 11-1-03 (35-yard pass to

Larry Fitzgerald; 47-yard catch from Rod Rutherford; 3-yard rush).

By Opponent: DNA

SPECIAL TEAMS INDIVIDUAL

Three field goals:

By Pitt: Alex Kessman vs. Duke, 10-27-18.
By Opponent: Brian Delaney, Virginia, 8-31-19.

Four field goals:

By Pitt: Kevin Harper at Notre Dame, 11-3-12.
By Opponent: Joey Slye (6), Virginia Tech, 10-27-16.

Five field goals:

By Pitt: Conor Lee at Notre Dame, 11-1-08.
By Opponent: Joey Slye (6), Virginia Tech, 10-27-16.

50-yard field goal:

By Pitt: 53, Alex Kessman at Virginia, 11-2-18.
By Opponent: 54, Andre Szmyt, Syracuse, 10-6-18.

Missed PAT kick (not blocked):

By Pitt: Alex Kessman vs. Albany, 9-1-18.
By Opponent: Brenton King, Georgia Tech, 9-15-18.

Blocked PAT kick:

By Pitt: Ejuan Price vs. Syracuse (SU kicker Cole Murphy), 11-26-16.
By Opponent: Carlos Basham, Wake Forest (Pitt kicker Alex Kessman), 11-17-18.

70+ yard punt:

By Pitt: 73 yards, Kirk Christodoulou at Miami, 11-24-18.
By Opponent: 77 yards, Alec Vozenilek, Virginia, 9-28-13.

Blocked punt:

By Pitt: James Folston Jr. vs. Youngstown State, 9-2-17.
By Opponent: Noah Taylor, Virginia, 8-31-19.

Blocked punt for a touchdown:

By Pitt: Pat Amara Jr. at Iowa, 28 yards (blocked by Ryan Lewis), 9-19-15.
By Opponent: Brandon Bing, Rutgers (recovered in end zone, blocked by Wayne Warren), 10-23-10.

Blocked field goal:

By Pitt: Alex Bookser at Duke, 10-21-17.
By Opponent: Dexter Lawrence, Clemson, 11-12-16.

Blocked field goal for a touchdown:

By Pitt: Bernard "Josh" Lay vs. Connecticut, 71 yards, 11-12-05.
By Opponent: Ronyell Whitaker, Virginia Tech, 71 yards, 11-3-01.

Kickoff return for a touchdown:

By Pitt: Maurice Ffrench at Notre Dame, 99 yards, 10-13-18.
By Opponent: Anthony Ratliff-Williams, North Carolina, 98 yards, 11-9-17.

Punt return for a touchdown (not blocked):

By Pitt: Rafael Araujo-Lopes at UCF, 86 yards, 9-29-18.
By Opponent: DeeJay Dallas, Miami, 65 yards, 11-24-18.

DEFENSE INDIVIDUAL

15+ tackles:

By Pitt: 15, Matt Galambos vs. Northwestern (Military Bowl), 12-28-16.
By Opponent: 16, Quin Blanding, Virginia, 10-15-16.

20+ tackles:

By Pitt: 20, H.B. Blades at Louisville, 11-3-05.
By Opponent: 20, David Bavaro, Syracuse, 12-3-88.

Three sacks:

By Pitt: 5, Ejuan Price vs. Louisville, 11-21-15.
By Opponent: 3.5, Kareem Martin, North Carolina, 11-16-13.

Four sacks:

By Pitt: 5, Ejuan Price vs. Louisville, 11-21-15.
By Opponent: 4, Brandon Sharpe, Syracuse, 10-5-12.

Four tackles for loss:

By Pitt: 4, Ejuan Price at Oklahoma State, 9-17-16.
By Opponent: 4, Alton Robinson, Syracuse, 10-6-18.

Two fumble recoveries:

By Pitt: 2, Rashad Weaver vs. Penn State, 9-8-18.
By Opponent: 2, Quayshawn Nealy, Georgia Tech, 10-25-14.

Two interceptions:

By Pitt: Ray Vinopal vs. Notre Dame, 11-9-13.
By Opponent: Desmond King, Iowa, 9-19-15.

Three interceptions:

By Pitt: Shawntae Spencer, vs. Ohio, 8-31-02.
By Opponent: Keion Carpenter, Virginia Tech, 9-26-98.

Interception return for a touchdown:

By Pitt: Dane Jackson vs. Syracuse, 20 yards, 11-26-16.
By Opponent: Justin Phillips, Oklahoma State, 10 yards, 9-16-17.

Two interception returns for touchdowns (same game):

By Pitt: Darrelle Revis (19 yards) followed by Clint Session (78 yards) vs. Virginia, 9-2-06.
By Opponent: USF, Nate Allen (37 yards) followed by Trae Williams (21 yards), 11-24-07.

Fumble return for a touchdown:

By Pitt: Dane Jackson vs. Syracuse (35 yards), 10-6-18.
By Opponent: Rob Rolle, Villanova (three yards), 9-3-16.

TEAM SCORING

40 points scored by team:

By Pitt: 52 vs. Virginia Tech, 11-10-18.
By Opponent: 42, Clemson, 12-1-18.

50 points scored by team:

By Pitt: 52 vs. Virginia Tech, 11-10-18.
By Opponent: 51, Penn State, 9-8-18.

60 points scored by team:

By Pitt: 76 vs. Syracuse, 11-26-16.
By Opponent: 61, Syracuse, 11-26-16.

70 points scored by team:

By Pitt: 76 vs. Syracuse, 11-26-16.
By Opponent: 72, Ohio State, 9-21-16.

40+ point margin of victory (vs. FBS teams only):

By Pitt: 56-14 vs. Duke, 11-19-16.
By Opponent: 51-6 vs. Penn State, 9-8-18.

50+ point margin of victory (vs. FBS teams only):

By Pitt: 76-0 at Temple, 9-24-76.
By Opponent: 60-6 at Notre Dame, 11-16-96.

20 first-quarter points:

By Pitt: 21 vs. Rice, 9-30-17.
By Opponent: 21, Oklahoma State, 9-16-17.

20 second-quarter points:

By Pitt: 21 vs. Virginia Tech, 11-10-18.
By Opponent: 28, Oklahoma State, 9-16-17.

20 third-quarter points:

By Pitt: 21 vs. Syracuse, 11-26-16.
By Opponent: 21, Duke, 10-27-18.

20 fourth-quarter points:

By Pitt: 20 vs. Syracuse, 11-26-16.
By Opponent: 21, Penn State, 9-8-18.

30 points scored in first half:

By Pitt: 31 vs. Virginia Tech, 11-10-18.
By Opponent: 31, UCF, 9-29-18.

30 points scored in second half:

By Pitt: 41 vs. Syracuse, 11-26-16.
By Opponent: 40, Syracuse, 11-26-16.

Failed to score a touchdown:

By Pitt: at Miami, 11-24-18 (Pitt lost, 24-3).
By Opponent: Delaware, 8-30-14 (Pitt won, 62-0).

Two defensive touchdowns (same game):

By Pitt: Ricky Gary (3-yard fumble return) and Scott McKillop (18-yard interception return) vs. Louisville, 11-8-08.
By Opponent: USF, Nate Allen (37-yard interception return) and Trae Williams (21-yard interception return), 11-24-07.

Shutout:

By Pitt: 62-0 vs. Delaware, 8-30-14.
By Opponent: Oregon State, 3-0, 12-31-08 (Sun Bowl).

Shutout at home:

By Pitt: 62-0 vs. Delaware, 8-30-14.
By Opponent: Miami (Fla.), 45-0, 9-28-96.

Shutout on the road:

By Pitt: 42-0 at Rutgers, 11-10-01.
By Opponent: West Virginia, 34-0, 8-31-96.

First half shutout:

By Pitt: 21-0 vs. Georgia Tech, 9-15-18 (Pitt won, 24-19).
By Opponent: Miami, 10-0, 11-24-18 (Pitt lost, 24-3).

Second half shutout:

By Pitt: 0-0 vs. Albany, 9-1-18 (Pitt won, 33-7)
By Opponent: Virginia, 17-0, 8-31-19 (Pitt lost, 30-14).

TEAM OFFENSE

500 yards in total offense:

By Pitt: 654 vs. Virginia Tech, 11-10-18 (492 rush, 162 pass).
By Opponent: 619, Duke, 10-27-18 (223 rush, 396 pass).

600 yards in total offense:

By Pitt: 654 vs. Virginia Tech, 11-10-18 (492 rush, 162 pass).
By Opponent: 619, Duke, 10-27-18 (223 rush, 396 pass).

300 yards passing:

By Pitt: 316 at Wake Forest, 11-17-18 (23-for-30, 3 TD).
By Opponent: 396, Duke, 10-27-18 (27-for-43, 4 TD).

400 yards passing:

By Pitt: 410 vs. Rice, 9-30-17 (28-for-32, 4 TD).
By Opponent: 572, Oklahoma State, 9-16-17 (26-for-37, 5 TD, 1 INT).

300 yards rushing:

By Pitt: 492 vs. Virginia Tech, 11-10-18 (36 att., 6 TD).
By Opponent: 301, Clemson, 12-1-18 (35 att., 4 TD).

400 yards rushing:

By Pitt: 492 vs. Virginia Tech, 11-10-18 (36 att., 6 TD).
By Opponent: 436, Georgia Tech, 9-23-17 (67 att., 5 TD).

40 minutes in possession time:

By Pitt: 41:09 at North Carolina, 9-24-16.
By Opponent: 42:05, Navy (Military Bowl), 12-28-15.

99-yard touchdown drive:

By Pitt: vs. Penn State, 9-10-16 (10 plays, 4:43).
By Opponent: Georgia Tech, 9-15-18 (14 plays, 3:31).

15-play scoring drive:

By Pitt: at Virginia, 11-2-18 (15 plays, 84 yards, 8:40, TD).
By Opponent: Virginia Tech, 11-10-18 (17 plays, 80 yards, 7:38, TD).

TEAM DEFENSE

Held opponent under 100 yards in total offense:

By Pitt: 64, vs. Delaware, 8-30-14 (33 rushing, 31 passing).

By Opponent: 94, Boston College, 10-7-95 (-11 rushing, 105 passing).

Held opponent under 100 yards passing:

By Pitt: 52 at Miami, 11-24-18 (6-for-24).

By Opponent: 8, Clemson, 12-1-18 (4-for-16).

Held opponent under 50 yards passing:

By Pitt: 48 at Georgia Tech, 9-23-17 (4-for-7).

By Opponent: 8, Clemson, 12-1-18 (4-for-16).

Held opponent under 100 yards rushing:

By Pitt: 79 at Wake Forest, 11-17-18 (28 att.).

By Opponent: 78, Virginia, 8-31-19 (30 att.).

Held opponent under 75 yards rushing:

By Pitt: 44 at Virginia, 11-2-18 (26 att.).

By Opponent: 69, Miami, 11-24-18 (38 att.).

Held opponent under 50 yards rushing:

By Pitt: 44 at Virginia, 11-2-18 (26 att.).

By Opponent: 37, Georgia Tech, 9-23-17 (20 att.).

Held opponent under 25 yards rushing:

By Pitt: 18, at North Carolina, 9-24-16 (22 att.).

By Opponent: 21, Syracuse, 11-23-13 (27 att.).

Held an opponent to negative yards rushing:

By Pitt: -1, vs. Louisville, 11-21-15 (24 att.).

By Opponent: -5, Georgia Tech, 11-2-13 (21 att.).

PENALTIES

100+ yards in penalties:

By Pitt: 100 at Miami, 10 penalties, 11-24-18.

By Opponent: 101, Clemson, 9 penalties, 11-12-16.

10+ penalties

By Pitt: 10 at Miami, 100 yards, 11-24-18.

By Opponent: 10, Virginia, 80 yards, 11-2-18.

Zero penalties:

By Pitt: vs. Youngstown State, 9-2-17.

By Opponent: West Virginia, 11-13-76.

OVERTIME GAMES

Overtime win at home:

By Pitt: 44-37 vs. Syracuse, 10-6-18.

By Opponent: Notre Dame, 29-26 (30T), 11-3-12.

Overtime win on the road:

By Pitt: 36-33 (40T) at Notre Dame, 11-1-08.

By Opponent: Duke, 51-48 (20T), 11-1-14.

PITT HISTORY IN OVERTIME GAMES

All-Time OT Games: 17 (8-9)

10T Games: 8 (5-3)

20T Games: 6 (1-5)

30T Games: 2 (1-1)

40T Games: 1 (1-0)

DATE	OPPONENT	RESULT
Sept. 14, 1996	Houston	L, 42-35
Oct. 25, 1997	at Rutgers	W, 55-48 (20T)
Nov. 28, 1997	at West Virginia	W, 41-38 (30T)
Oct. 7, 2000	at Syracuse	L, 24-17 (20T)
Oct. 26, 2002	Boston College	W, 19-16
Sept. 25, 2004	Furman	W, 41-38
Oct. 16, 2004	Boston College	W, 20-17
Nov. 6, 2004	at Syracuse	L, 38-31 (20T)
Sept. 9, 2005	at Ohio	L, 16-10
Nov. 11, 2006	at Connecticut	L, 46-45 (20T)
Oct. 10, 2007	Navy	L, 48-45 (20T)
Nov. 1, 2008	at Notre Dame	W, 36-33 (40T)
Sept. 2, 2010	at Utah	L, 27-24
Nov. 3, 2012	at Notre Dame	L, 29-26 (30T)
Nov. 1, 2014	Duke	L, 51-48 (20T)
Sept. 2, 2017	Youngstown State	W, 28-21
Oct. 6, 2018	Syracuse	W, 44-37

Pitt wins in bold

NCAA Statistics

Pittsburgh - 2019-20 Football Ranking Summary thru games 08/31/2019

Statistic	National Rank	Conference Rank	Value	National Leader	Value	Conference Leader	Value
3rd Down Conversion Pct (125 ranked)	60	6	0.438	Kansas St.	0.833	Wake Forest	0.542
3rd Down Conversion Pct Defense (125 ranked)	97	9	0.467	UTSA	0.000	Syracuse	0.188
4th Down Conversion Pct (73 ranked)	73	8	0.000	31 teams tied	1.000	Virginia Tech	1.000
4th Down Conversion Pct Defense (101 ranked)	1	1	0.000	56 teams tied	0.000	8 teams tied	0.000
Blocked Kicks (2 ranked)				Baylor	2	Virginia	1
Blocked Kicks Allowed (119 ranked)	119	12	1	118 teams tied	0	11 teams tied	0
Blocked Punts (1 ranked)				7 teams tied	1	Virginia	1
Blocked Punts Allowed (122 ranked)	122	13	1	121 teams tied	0	12 teams tied	0
Completion Percentage (125 ranked)	104	11	0.512	Air Force	1.000	Wake Forest	0.723
Defensive TDs (1 ranked)				Utah	2		
				Nebraska	2		
Fewest Penalties (124 ranked)	28	5	5	TCU	1	Wake Forest	1
				Wake Forest	1		
				UNLV	1		
Fewest Penalties Per Game (124 ranked)	28	5	5.00	TCU	1.00	Wake Forest	1.00
				Wake Forest	1.00		
				UNLV	1.00		
Fewest Penalty Yards (125 ranked)	59	8	51	New Mexico St.	0	Georgia Tech	10
Fewest Penalty Yards Per Game (124 ranked)	58	8	51.00	UNLV	5.00	Georgia Tech	10.00
				TCU	5.00		
First Downs Defense (125 ranked)	68	8	20	Maryland	4	Clemson	13
				Bowling Green	4		
First Downs Offense (124 ranked)	107	11	15	UCF	42	Wake Forest	30
Fumbles Lost (121 ranked)	1	1	0	49 teams tied	0	4 teams tied	0
Fumbles Recovered (29 ranked)				Mississippi St.	3	5 teams tied	2
				Nevada	3		
Kickoff Return Defense (125 ranked)	95	10	24.00	14 teams tied	0.00	Clemson	13.33
Kickoff Returns (105 ranked)	23	2	26.00	Western Mich.	47.67	Miami (FL)	32.00
Net Punting (121 ranked)	110	12	30.20	Arizona St.	58.00	Syracuse	45.50
Passes Had Intercepted (123 ranked)	94	8	2	59 teams tied	0	6 teams tied	0
Passes Intercepted (34 ranked)				Eastern Mich.	4	Boston College	3
				Texas A&M	4	Wake Forest	3
				Arizona	4		
Passing Offense (125 ranked)	91	9	185.0	Washington St.	507.0	Wake Forest	401.0
				Temple	507.0		
Passing Yards Allowed (125 ranked)	46	3	181.0	Bowling Green	24.0	Clemson	137.0
				LSU	24.0		
Passing Yards per Completion (125 ranked)	109	12	8.81	Air Force	41.00	Georgia Tech	19.57
Punt Return Defense (125 ranked)	98	11	10.50	Florida St.	-3.00	Florida St.	-3.00
				Central Mich.	-3.00		
Punt Returns (125 ranked)	91	11	0.00	Southern Miss.	46.50	Florida St.	22.00
Red Zone Defense (70 ranked)	70	9	1.000	11 teams tied	0.000	Syracuse	0.000
Red Zone Offense (119 ranked)	1	1	1.000	59 teams tied	1.000	5 teams tied	1.000
Rushing Defense (125 ranked)	71	7	129.0	Michigan St.	-73.0	Syracuse	-4.0
Rushing Offense (125 ranked)	110	13	78.0	Navy	428.0	Clemson	411.0
Sacks Allowed (125 ranked)	113	10	4.00	27 teams tied	0.00	NC State	0.00
						Clemson	0.00
Scoring Defense (125 ranked)	79	8	30.0	5 teams tied	0.0	Syracuse	0.0
Scoring Offense (122 ranked)	104	11	14.0	Penn St.	79.0	Clemson	52.0
				Maryland	79.0		
Tackles for Loss Allowed (124 ranked)	91	7	7.00	Iowa	1.00	Syracuse	2.00
				Ohio	1.00	Duke	2.00
Team Passing Efficiency (125 ranked)	113	11	87.41	Air Force	444.40	Florida St.	177.55
Team Passing Efficiency Defense (125 ranked)	66	6	122.95	LSU	54.69	Virginia	87.41
Team Sacks (80 ranked)	29	5	3.00	Florida	10.00	Syracuse	8.00
Team Tackles for Loss (124 ranked)	34	6	7.0	Florida	16.0	Syracuse	14.0
Time of Possession (125 ranked)	106	11	25:44	Kansas St.	41:09	Miami (FL)	36:13
						Wake Forest	36:13
Total Defense (125 ranked)	58	7	310.0	Maryland	68.0	Syracuse	234.0
Total Offense (125 ranked)	110	12	263.0	Temple	695.0	Clemson	632.0
Turnover Margin (125 ranked)	96	11	-2.00	Nevada	5.00	Boston College	4.00
Turnovers Gained (63 ranked)				Arizona	6	Boston College	5
Turnovers Lost (125 ranked)	62	7	2	21 teams tied	0	NC State	0
						Virginia	0
Winning Percentage (83 ranked)	83	8	0.000	82 teams tied	1.000	7 teams tied	1.000

Statistic	Player	National Rank	Conference Rank	Value	National Leader	Value	Conference Leader	Value
All Purpose (200 ranked)	A.J. Davis	173	17	90.00	Chuba Hubbard, Oklahoma St.	250.00	Travis Etienne, Clemson	208.00
Blocked Kicks (0 ranked)								
Combined Kick Returns (195 ranked)	Maurice Ffrench	103	7	26	Jaylond Adams, Southern Miss.	182	Travis Levy, Boston College	78
Completion Percentage (119 ranked)	Kenny Pickett	104	11	0.512	Mike Glass III, Eastern Mich.	0.909	Jamie Newman, Wake Forest	0.723
Completions Per Game (98 ranked)	Kenny Pickett	43	5	21.00	Alan Bowman, Texas Tech	40.00	Jamie Newman, Wake Forest	34.00
Field Goal Percentage (73 ranked)					60 players tied	1.000	6 players tied	1.000
Field Goals Per Game (42 ranked)					Eric Sachse, Boise St. Jonathan Song, TCU	5.00 5.00	Brian Delaney, Virginia Noah Ruggles, North Carolina	3.00 3.00
Forced Fumbles (7 ranked)	Phil Campbell Paris Ford	7 7	2 2	1.00 1.00	6 players tied	2.00	Hamsah Nasirildeen, Florida St.	2.00
Fumbles Recovered (2 ranked)					Kenny Willekes, Michigan St.	2	13 players tied	1
Interceptions Per Game (8 ranked)					7 players tied	2.0	Myles Wolfolk, North Carolina	2.0
Kickoff Return TDs (1 ranked)					5 players tied	1		
Kickoff Returns (61 ranked)					Deion Hair-Griffin, North Texas	78.5	Joseph Ngata, Clemson	25.0
Passes Defended (15 ranked)	Damarri Mathis	15	2	2.0	Isaiah Rodgers, Massachusetts Tariq Thompson, San Diego St.	4.0 4.0	Tanner Karafa, Boston College	3.0
Passing Efficiency (119 ranked)	Kenny Pickett	109	10	87.4	Jon Wassink, Western Mich.	269.6	James Blackman, Florida St.	182.9
Passing TDs (4 ranked)					Joe Burrow, LSU Anthony Gordon, Washington St. Jon Wassink, Western Mich.	5 5 5	Ryan Willis, Virginia Tech	4
Passing Yards (130 ranked)	Kenny Pickett	79	8	185	Alan Bowman, Texas Tech	436	Jamie Newman, Wake Forest	401
Passing Yards Per Game (130 ranked)	Kenny Pickett	79	8	185.0	Alan Bowman, Texas Tech	436.0	Jamie Newman, Wake Forest	401.0
Passing Yards per Completion (119 ranked)	Kenny Pickett	104	11	8.81	Brandon Jones, UTEP	26.80	Anthony Brown, Boston College	18.33
Points Responsible For (186 ranked)					4 players tied	30	Jamie Newman, Wake Forest Ryan Willis, Virginia Tech	24 24
Points Responsible For Per Game (186 ranked)					4 players tied	30.0	Jamie Newman, Wake Forest Ryan Willis, Virginia Tech	24.0 24.0
Punt Return TDs (1 ranked)					5 players tied	1		
Punt Returns (68 ranked)					Jaylond Adams, Southern Miss.	46.5	Sean Riley, Syracuse	13.7
Punting (73 ranked)	Kirk Christodoulou	43	6	43.0	Michael Turk, Arizona St.	63.0	Sterling Hofrichter, Syracuse	49.2
Receiving TDs (5 ranked)					Omar Bayless, Arkansas St. Cedric Byrd, Hawaii	4 4		
Receiving Yards (198 ranked)	A.J. Davis Maurice Ffrench	116 178	16 20	65 54	Cedric Byrd, Hawaii	224	Sage Surratt, Wake Forest	158
Receiving Yards Per Game (198 ranked)	A.J. Davis Maurice Ffrench	116 178	16 20	65.0 54.0	Cedric Byrd, Hawaii	224.0	Sage Surratt, Wake Forest	158.0
Receptions Per Game (150 ranked)	Maurice Ffrench Taysir Mack	47 47	5 5	6.0 6.0	Cedric Byrd, Hawaii Deshaunte Jones, Iowa St.	14.0 14.0	Kendall Hinton, Wake Forest	9.0
Rush Yards Per Carry (182 ranked)	Kenny Pickett	167	19	1.33	Josh Johnson, La.-Monroe	17.30	Travis Etienne, Clemson	17.08
Rushing TDs (2 ranked)					Isaih Pacheco, Rutgers	4	Travis Etienne, Clemson	3
Rushing Yards (199 ranked)					Chuba Hubbard, Oklahoma St.	221	Travis Etienne, Clemson	205
Rushing Yards Per Game (199 ranked)					Chuba Hubbard, Oklahoma St.	221.0	Travis Etienne, Clemson	205.0
Sacks (35 ranked)	Deslin Alexandre Habakkuk Baldonado	35 35	6 6	1.00 1.00	Yetur Gross-Matos, Penn St.	2.50	4 players tied	2.00
Scoring (132 ranked)	A.J. Davis Tre Tipton	132 132	10 10	6.0 6.0	4 players tied	24.0	Travis Etienne, Clemson	18.0
Solo Tackles (121 ranked)	Damar Hamlin	34	3	7.0	David Woodward, Utah St.	18.0	Justin Strnad, Wake Forest	9.0
Tackles For Loss (89 ranked)	Deslin Alexandre	89	11	1.5	Kekaula Kaniho, Boise St. Patrick Macon, South Fla. Delontae Scott, SMU	4.0 4.0 4.0	Rayshard Ashby, Virginia Tech	3.5
Total Interceptions (8 ranked)					7 players tied	2	Myles Wolfolk, North Carolina	2
Total Offense (200 ranked)	Kenny Pickett	83	9	201.0	Khalil Tate, Arizona	469.0	Jamie Newman, Wake Forest	437.0
Total Points Scored (132 ranked)	A.J. Davis Tre Tipton	132 132	10 10	6 6	4 players tied	24	Travis Etienne, Clemson	18
Total Tackles (414 ranked)	Damar Hamlin Paris Ford Deslin Alexandre Cam Bright Phil Campbell Dane Jackson	182 273 273 414 414 414	24 34 34 54 54 54	7.0 6.0 6.0 5.0 5.0 5.0	David Woodward, Utah St.	24.0	Rayshard Ashby, Virginia Tech Dylan Singleton, Duke	13.0 13.0
Total Touchdowns (65 ranked)	A.J. Davis Tre Tipton	65 65	3 3	1 1	4 players tied	4	Travis Etienne, Clemson	3
Yards per Pass Attempt (119 ranked)	Kenny Pickett	111	11	4.51	Jon Wassink, Western Mich.	14.72	Anthony Brown, Boston College	10.58
Yards per Reception (194 ranked)	A.J. Davis	13	2	32.50	Tre'Shon Wolf, UTEP	48.00	Zay Flowers, Boston College	45.50

The Automated ScoreBook
Pitt Game Results (as of Aug 31, 2019)
All games

Date	Opponent		Score	Overall	Conference	Time	Attend
* 8/31/19	VIRGINIA	L	14-30	0-1	0-1	3:08	47144

The Automated ScoreBook
Pitt Overall Team Statistics (as of Aug 31, 2019)
All games

Team Statistics	UP	OPP
SCORING	14	30
Points Per Game	14.0	30.0
Points Off Turnovers	0	7
FIRST DOWNS	15	20
Rushing	7	10
Passing	6	7
Penalty	2	3
RUSHING YARDAGE	78	129
Yards gained rushing	109	156
Yards lost rushing	31	27
Rushing Attempts	30	33
Average Per Rush	2.6	3.9
Average Per Game	78.0	129.0
TDs Rushing	1	1
PASSING YARDAGE	185	181
Comp-Att-Int	21-41-2	20-34-0
Average Per Pass	4.5	5.3
Average Per Catch	8.8	9.1
Average Per Game	185.0	181.0
TDs Passing	1	2
TOTAL OFFENSE	263	310
Total Plays	71	67
Average Per Play	3.7	4.6
Average Per Game	263.0	310.0
KICK RETURNS: #-Yards	1-26	2-48
PUNT RETURNS: #-Yards	1-0	2-21
INT RETURNS: #-Yards	0-0	2-11
KICK RETURN AVERAGE	26.0	24.0
PUNT RETURN AVERAGE	0.0	10.5
INT RETURN AVERAGE	0.0	5.5
FUMBLES-LOST	0-0	2-0
PENALTIES-Yards	5-51	3-35
Average Per Game	51.0	35.0
PUNTS-Yards	5-172	4-182
Average Per Punt	34.4	45.5
Net punt average	30.2	40.5
KICKOFFS-Yards	3-194	7-425
Average Per Kick	64.7	60.7
Net kick average	40.3	42.7
TIME OF POSSESSION/Game	25:44	34:16
3RD-DOWN Conversions	7/16	7/15
3rd-Down Pct	44%	47%
4TH-DOWN Conversions	0/1	0/0
4th-Down Pct	0%	0%
SACKS BY-Yards	3-18	4-28
MISC YARDS	0	0
TOUCHDOWNS SCORED	2	3
FIELD GOALS-ATTEMPTS	0-1	3-4
ON-SIDE KICKS	0-0	0-0
RED-ZONE SCORES	(2-2) 100%	(5-5) 100%
RED-ZONE TOUCHDOWNS	(2-2) 100%	(3-5) 60%
PAT-ATTEMPTS	(2-2) 100%	(3-3) 100%
ATTENDANCE	47144	0
Games/Avg Per Game	1/47144	0/0
Neutral Site Games		0/0

Score by Quarters	1st	2nd	3rd	4th	OT	Total
Pitt	0	14	0	0	0	14
Opponents	10	3	10	7	0	30

The Automated ScoreBook
Pitt Overall Individual Statistics (as of Aug 31, 2019)
All games

Rushing	gp	att	gain	loss	net	avg	td	lg	avg/g
A.J. Davis	1	8	27	2	25	3.1	1	16	25.0
Todd Sibley Jr.	1	7	24	1	23	3.3	0	8	23.0
Kenny Pickett	1	12	44	28	16	1.3	0	11	16.0
V'Lique Carter	1	1	8	0	8	8.0	0	8	8.0
Vincent Davis	1	2	6	0	6	3.0	0	6	6.0
Total	1	30	109	31	78	2.6	1	16	78.0
Opponents	1	33	156	27	129	3.9	1	27	129.0

Passing	gp	effic	comp-att-int	pct	yds	td	lg	avg/g
Kenny Pickett	1	87.41	21-41-2	51.2	185	1	59	185.0
Total	1	87.41	21-41-2	51.2	185	1	59	185.0
Opponents	1	122.95	20-34-0	58.8	181	2	33	181.0

Receiving	gp	no.	yds	avg	td	lg	avg/g
Maurice Ffrench	1	6	54	9.0	0	16	54.0
Taysir Mack	1	6	33	5.5	0	8	33.0
Tre Tipton	1	3	26	8.7	1	19	26.0
Will Gragg	1	3	4	1.3	0	6	4.0
A.J. Davis	1	2	65	32.5	0	59	65.0
V'Lique Carter	1	1	3	3.0	0	3	3.0
Total	1	21	185	8.8	1	59	185.0
Opponents	1	20	181	9.1	2	33	181.0

Punt Returns	no.	yds	avg	td	lg
Maurice Ffrench	1	0	0.0	0	0
Total	1	0	0.0	0	0
Opponents	2	21	10.5	0	12

Interceptions	no.	yds	avg	td	lg
Total	0	0	0.0	0	0
Opponents	2	11	5.5	0	9

Kick Returns	no.	yds	avg	td	lg
Maurice Ffrench	1	26	26.0	0	26
Total	1	26	26.0	0	26
Opponents	2	48	24.0	0	30

Fumble Returns	no.	yds	avg	td	lg
Total	0	0	0.0	0	0
Opponents	0	0	0.0	0	0

The Automated ScoreBook
Pitt Overall Individual Statistics (as of Aug 31, 2019)
All games

Scoring	td	fg	PAT				dxp	saf	pts
			kick	rush	rcv	pass			
Tre Tipton	1	-	-	-	-	-	-	-	6
A.J. Davis	1	-	-	-	-	-	-	-	6
Alex Kessman	-	0-1	2-2	-	-	-	-	-	2
Total	2	0-1	2-2	-	-	-	-	-	14
Opponents	3	3-4	3-3	-	-	-	-	-	30

Total Offense	g	plays	rush	pass	total	avg/g
Kenny Pickett	1	53	16	185	201	201.0
A.J. Davis	1	8	25	0	25	25.0
Todd Sibley Jr.	1	7	23	0	23	23.0
V'Lique Carter	1	1	8	0	8	8.0
Vincent Davis	1	2	6	0	6	6.0
Total	1	71	78	185	263	263.0
Opponents	1	67	129	181	310	310.0

Field Goals	fg	pct.	01-19	20-29	30-39	40-49	50-99	lg	blk
Alex Kessman	0-1	0.0	0-0	0-0	0-0	0-0	0-1	0	0

FG Sequence	Pitt	Opponents
Virginia	50	(39),(36),(45),40

Numbers in (parentheses) indicate field goal was made.

Punting	no.	yds	avg	lg	tb	fc	i20	50+	blk
Kirk Christodoulou	4	172	43.0	48	0	2	0	0	0
TEAM	1	0	0.0	0	0	0	0	0	1
Total	5	172	34.4	48	0	2	0	0	1
Opponents	4	182	45.5	49	1	2	3	0	0

Kickoffs	no.	yds	avg	tb	ob	retn	net	ydln
Alex Kessman	3	194	64.7	1	0			
Total	3	194	64.7	1	0	24.0	40.3	24
Opponents	7	425	60.7	4	1	26.0	42.7	22

The Automated ScoreBook
Pitt Overall Individual Statistics (as of Aug 31, 2019)
All games

All Purpose	g	rush	rcv	pr	kr	ir	total	avg/g
A.J. Davis	1	25	65	0	0	0	90	90.0
Maurice Ffrench	1	0	54	0	26	0	80	80.0
Taysir Mack	1	0	33	0	0	0	33	33.0
Tre Tipton	1	0	26	0	0	0	26	26.0
Todd Sibley Jr.	1	23	0	0	0	0	23	23.0
Kenny Pickett	1	16	0	0	0	0	16	16.0
V'Lique Carter	1	8	3	0	0	0	11	11.0
Vincent Davis	1	6	0	0	0	0	6	6.0
Will Gragg	1	0	4	0	0	0	4	4.0
Total	1	78	185	0	26	0	289	289.0
Opponents	1	129	181	21	48	11	390	390.0

The Automated ScoreBook
Pitt Overall Defensive Statistics (as of Aug 31, 2019)
All games

##	Defensive Leaders	gp	Tackles				Sacks no-yds	Pass defense			Fumbles		blkd	
			ua	a	tot	tfl/yds		int-yds	brup	qbh	rcv-yds	ff	kick	saf
3	Damar Hamlin	1	7	.	7	.	.	.	1
5	Deslin Alexandre	1	3	3	6	1.5-7	1.0-4
12	Paris Ford	1	4	2	6	0.5-1	1	.	.
11	Dane Jackson	1	3	2	5	0.5-2	.	.	1
24	Phil Campbell	1	4	1	5	1	.	.
38	Cam Bright	1	4	1	5	1.0-3
15	Jason Pinnock	1	3	1	4
44	Elias Reynolds	1	2	2	4	0.5-5	0.5-5
28	Kylan Johnson	1	4	.	4
7	Jazzee Stocker	1	2	1	3
97	Jaylen Twyman	1	1	1	2	0.5-0
21	Damarri Mathis	1	2	.	2	1.0-1	.	.	2
20	Wendell Davis	1	1	.	1
91	Patrick Jones II	1	1	.	1	2
34	Amir Watts	1	1	.	1	2
87	Habakkuk Baldonado	1	1	.	1	1.0-4	1.0-4
10	Keyshon Camp	1	.	1	1	0.5-5	0.5-5	.	.	2
67	Jimmy Morrissey	1	1	.	1
52	Jack Hansberry	1	.	1	1
Total		1	44	16	60	7-28	3-18	.	4	6	.	2	.	.
Opponents		1	36	22	58	7-34	4-28	2-11	5	7	.	.	1	.

The Automated ScoreBook
Pitt Team Game-by-Game (as of Aug 31, 2019)
All games

TEAM STATISTICS

		Rushing				Receiving				Passing				Kick Returns				Punt Returns				tot		
Date	Opponent	no.	yds	td	lg	no.	yds	td	lg	cmp	att	int	yds	td	lg	no.	yds	td	lg	no.	yds	td	lg	off
8/31/19	VIRGINIA	30	78	1	16	21	185	1	59	21	41	2	185	1	59	1	26	0	26	1	0	0	0	263
		30	78	1	16	21	185	1	59	21	41	2	185	1	59	1	26	0	26	1	0	0	0	263
Opponents		33	129	1	27	20	181	2	33	20	34	0	181	2	33	2	48	0	30	2	21	0	12	310

Games: 1 • Avg/rush: 2.6 • Avg/catch: 8.8 • Pass effic: 87.41 • KR avg: 26.0 • PR avg: 0.0 • All purpose avg/game: 289.0 • Total offense avg/gm: 263.0

		Tackles				Sacks	Fumble		Pass Defense			blkd	PAT Attempts			off		
Date	Opponent	ua	a	total	tfl-yds	no-yds	ff	fr-yds	int-yds	qbh	brup	kick	kick	rush	rcv	saf	t/o	pts
8/31/19	VIRGINIA	44	16	60	7.0-28	3.0-18	2	0-0	0-0	6	4	0	2-2	0	0	0	0	14
		44	16	60	7.0-28	3.0-18	2	0-0	0-0	6	4	0	2-2	0	0	0	0	14
Opponents		36	22	58	7.0-34	4.0-28	0	0-0	2-11	7	5	1	3-3	0	0	0	7	30

		Punting									Field Goals			Kickoffs				
Date	Opponent	no.	yds	avg	long	blkd	tb	fc	50+	i20	md-att	long	blkd	no.	yds	avg	tb	ob
8/31/19	VIRGINIA	5	172	34.4	48	1	0	2	0	0	0-1	0	0	3	194	64.7	1	0
		5	172	34.4	48	1	0	2	0	0	0-1	0	0	3	194	64.7	1	0
Opponents		4	182	45.5	49	0	1	2	0	3	3-4	45	0	7	425	60.7	4	1

The Automated ScoreBook
Pitt Opponent Game-by-Game (as of Aug 31, 2019)
All games

OPPONENT STATISTICS

Date	Opponent	Rushing				Receiving				Passing				Kick Returns				Punt Returns				tot off
		no.	yds	td	lg	no.	yds	td	lg	cmp-att-int	yds	td	lg	no.	yds	td	lg	no.	yds	td	lg	
8/31/19	VIRGINIA	33	129	1	27	20	181	2	33	20-34-0	181	2	33	2	48	0	30	2	21	0	12	310
Pitt		30	78	1	16	21	185	1	59	21-41-2	185	1	59	1	26	0	26	1	0	0	0	263

Games: 1 • Avg/rush: 3.9 • Avg/catch: 9.1 • Pass effic: 122.95 • KR avg: 24.0 • PR avg: 10.5 • All purpose avg/game: 390.0 • Total offense avg/gm: 310.0

		Tackles				Sacks	Fumble		Pass Defense			blkd	PAT Attempts			off		
Date	Opponent	ua	a	total	tfl-yds	no-yds	ff	fr-yds	int-yds	qbh	brup	kick	kick	rush	rcv	saf	t/o	pts
8/31/19	VIRGINIA	36	22	58	7.0-34	4.0-28	0	0-0	2-11	7	5	1	3-3	0	0	0	7	30
		36	22	58	7.0-34	4.0-28	0	0-0	2-11	7	5	1	3-3	0	0	0	7	30
Pitt		44	16	60	7.0-28	3.0-18	2	0-0	0-0	6	4	0	2-2	0	0	0	0	14

		Punting									Field Goals			Kickoffs				
Date	Opponent	no.	yds	avg	long	blkd	tb	fc	50+	i20	md-att	long	blkd	no.	yds	avg	tb	ob
8/31/19	VIRGINIA	4	182	45.5	49	0	1	2	0	3	3-4	45	0	7	425	60.7	4	1
		4	182	45.5	49	0	1	2	0	3	3-4	45	0	7	425	60.7	4	1
Pitt		5	172	34.4	48	1	0	2	0	0	0-1	0	0	3	194	64.7	1	0

The Automated ScoreBook
Pitt Game Superlatives (as of Aug 31, 2019)
All games

INDIVIDUAL GAME HIGHS

Rushes	12	Kenny Pickett vs Virginia (8/31/19)
Yards Rushing	25	A.J. Davis vs Virginia (8/31/19)
TD Rushes	1	A.J. Davis vs Virginia (8/31/19)
Long Rush	16	A.J. Davis vs Virginia (8/31/19)
Pass attempts	41	Kenny Pickett vs Virginia (8/31/19)
Pass completions	21	Kenny Pickett vs Virginia (8/31/19)
Yards Passing	185	Kenny Pickett vs Virginia (8/31/19)
TD Passes	1	Kenny Pickett vs Virginia (8/31/19)
Long Pass	59	Kenny Pickett vs Virginia (8/31/19)
Receptions	6	Taysir Mack vs Virginia (8/31/19)
	6	Maurice Ffrench vs Virginia (8/31/19)
Yards Receiving	65	A.J. Davis vs Virginia (8/31/19)
TD Receptions	1	Tre Tipton vs Virginia (8/31/19)
Long Reception	59	A.J. Davis vs Virginia (8/31/19)
Punts	4	Kirk Christodoulou vs Virginia (8/31/19)
Punting Avg	43.0	Kirk Christodoulou vs Virginia (8/31/19)
Long Punt	48	Kirk Christodoulou vs Virginia (8/31/19)
Long Kickoff Return	26	Maurice Ffrench vs Virginia (8/31/19)
Tackles	7	Damar Hamlin vs Virginia (8/31/19)
Sacks	1.0	Deslin Alexandre vs Virginia (8/31/19)
	1.0	Habakkuk Baldonado vs Virginia (8/31/19)
Tackles For Loss	1.5	Deslin Alexandre vs Virginia (8/31/19)

The Automated ScoreBook
Pitt Game Superlatives (as of Aug 31, 2019)
All games

TEAM GAME HIGHS

Rushes	30	vs Virginia (8/31/19)
Yards Rushing	78	vs Virginia (8/31/19)
Yards Per Rush	2.6	vs Virginia (8/31/19)
TD Rushes	1	vs Virginia (8/31/19)
Pass attempts	41	vs Virginia (8/31/19)
Pass completions	21	vs Virginia (8/31/19)
Yards Passing	185	vs Virginia (8/31/19)
Yards Per Pass	4.5	vs Virginia (8/31/19)
TD Passes	1	vs Virginia (8/31/19)
Total Plays	71	vs Virginia (8/31/19)
Total Offense	263	vs Virginia (8/31/19)
Yards Per Play	3.7	vs Virginia (8/31/19)
Points	14	vs Virginia (8/31/19)
Sacks By	3	vs Virginia (8/31/19)
First Downs	15	vs Virginia (8/31/19)
Penalties	5	vs Virginia (8/31/19)
Penalty Yards	51	vs Virginia (8/31/19)
Turnovers	2	vs Virginia (8/31/19)
Punts	5	vs Virginia (8/31/19)
Punting Avg	34.4	vs Virginia (8/31/19)
Long Punt	48	vs Virginia (8/31/19)

The Automated ScoreBook
Pitt Game Superlatives (as of Aug 31, 2019)
All games

OPPONENT INDIVIDUAL GAME HIGHS

Rushes	18	Perkins, B, vs Virginia (8/31/19)
Yards Rushing	66	Taulapapa, W, vs Virginia (8/31/19)
TD Rushes	1	Taulapapa, W, vs Virginia (8/31/19)
Long Rush	27	Perkins, B, vs Virginia (8/31/19)
Pass attempts	34	Perkins, B, vs Virginia (8/31/19)
Pass completions	20	Perkins, B, vs Virginia (8/31/19)
Yards Passing	181	Perkins, B, vs Virginia (8/31/19)
TD Passes	2	Perkins, B, vs Virginia (8/31/19)
Long Pass	33	Perkins, B, vs Virginia (8/31/19)
Receptions	7	Reed, J, vs Virginia (8/31/19)
Yards Receiving	45	Dubois, H, vs Virginia (8/31/19)
TD Receptions	1	Dubois, H, vs Virginia (8/31/19)
	1	Sharp, C, vs Virginia (8/31/19)
Long Reception	33	Chatman, T, vs Virginia (8/31/19)
Field Goals	3	Delaney, B, vs Virginia (8/31/19)
Long Field Goal	45	Delaney, B, vs Virginia (8/31/19)
Punts	4	Griffin, N, vs Virginia (8/31/19)
Punting Avg	45.5	Griffin, N, vs Virginia (8/31/19)
Long Punt	49	Griffin, N, vs Virginia (8/31/19)
Punts inside 20	3	Griffin, N, vs Virginia (8/31/19)
Long Punt Return	12	Davis, C, vs Virginia (8/31/19)
Long Kickoff Return	30	Reed, J, vs Virginia (8/31/19)
Tackles	9	Zandier, Z, vs Virginia (8/31/19)
Sacks	2.0	Blount, J, vs Virginia (8/31/19)
Tackles For Loss	2.0	Blount, J, vs Virginia (8/31/19)
Interceptions	1	Blount, J, vs Virginia (8/31/19)
	1	Gahm, M, vs Virginia (8/31/19)

The Automated ScoreBook
Pitt Game Superlatives (as of Aug 31, 2019)
All games

OPPONENT TEAM GAME HIGHS

Rushes	33	vs Virginia (8/31/19)
Yards Rushing	129	vs Virginia (8/31/19)
Yards Per Rush	3.9	vs Virginia (8/31/19)
TD Rushes	1	vs Virginia (8/31/19)
Pass attempts	34	vs Virginia (8/31/19)
Pass completions	20	vs Virginia (8/31/19)
Yards Passing	181	vs Virginia (8/31/19)
Yards Per Pass	5.3	vs Virginia (8/31/19)
TD Passes	2	vs Virginia (8/31/19)
Total Plays	67	vs Virginia (8/31/19)
Total Offense	310	vs Virginia (8/31/19)
Yards Per Play	4.6	vs Virginia (8/31/19)
Points	30	vs Virginia (8/31/19)
Sacks By	4	vs Virginia (8/31/19)
First Downs	20	vs Virginia (8/31/19)
Penalties	3	vs Virginia (8/31/19)
Penalty Yards	35	vs Virginia (8/31/19)
Interceptions By	2	vs Virginia (8/31/19)
Punts	4	vs Virginia (8/31/19)
Punting Avg	45.5	vs Virginia (8/31/19)
Long Punt	49	vs Virginia (8/31/19)
Punts inside 20	3	vs Virginia (8/31/19)
Long Punt Return	12	vs Virginia (8/31/19)

The Automated ScoreBook
Pitt Red-Zone Results (as of Aug 31, 2019)
All games

Pitt Inside Opponent Red-Zone

Date	Opponent	Score	Times	Times	Total		Rush	Pass	FGs	Failed to score inside RZ					
			In RZ	Scored	Pts	TDs	TDs	TDs	Made	FGA	Down	Int	Fumb	Half	Game
8/31/19	VIRGINIA	L 14-30	2	2	14	2	1	1	0	0	0	0	0	0	0
Totals			2	2	14	2	1	1	0	0	0	0	0	0	0

2 of 2 (100.0%)

Opponents Inside Pitt Red-Zone

Date	Opponent	Score	Times	Times	Total		Rush	Pass	FGs	Failed to score inside RZ					
			In RZ	Scored	Pts	TDs	TDs	TDs	Made	FGA	Down	Int	Fumb	Half	Game
8/31/19	VIRGINIA	L 14-30	5	5	27	3	1	2	2	0	0	0	0	0	0
Totals			5	5	27	3	1	2	2	0	0	0	0	0	0

5 of 5 (100.0%)