



PITT vs. EASTERN MICHIGAN

QUICK LANE BOWL • DETROIT, MICHIGAN

December 26, 2019 • 8 p.m., ET
Ford Field (65,000/FieldTurf Classic HD)
ESPN • Pitt Panthers Radio Network

Schedules and Results

PITT (7-5, 4-4 ACC)

Aug. 31	Virginia* (ACCN)	L, 14-30
Sept. 7	Ohio (ACCN)	W, 20-10
Sept. 14	at Penn State (ABC)	L, 10-17
Sept. 21	UCF (ABC/ESPN2)	W, 35-34
Sept. 28	Delaware (RSN)	W, 17-14
Oct. 5	at Duke* (ACCN)	W, 33-30
Oct. 18 (Fri.)	at Syracuse* (ESPN)	W, 27-20
Oct. 26	Miami* (HC) (ESPN)	L, 12-16
Nov. 2	at Georgia Tech* (RSN)	W, 20-10
Nov. 14 (Thurs.)	North Carolina* (ESPN)	W, 34-27 (OT)
Nov. 23	at Virginia Tech* (ESPN2)	L, 0-28
Nov. 30	Boston College* (ACCN)	L, 19-26

*ACC game (HC) Homecoming

EASTERN MICHIGAN (6-6, 3-5 MAC)

Aug. 31	at Coastal Carolina	W, 30-23
Sept. 7	at Kentucky	L, 17-38
Sept. 14	at Illinois	W, 34-31
Sept. 21	Central Connecticut State	W, 34-29
Oct. 5	at Central Michigan*	L, 16-42
Oct. 12	Ball State*	L, 23-29
Oct. 19	Western Michigan*	W, 34-27
Oct. 26	at Toledo*	L, 34-37 (OT)
Nov. 2	Buffalo*	L, 14-43
Nov. 12 (Tues.)	at Akron*	W, 42-14
Nov. 19 (Tues.)	at Northern Illinois*	W, 45-17
Nov. 29 (Fri.)	Kent State*	L, 26-34

*MAC game

Broadcast Information

Television • ESPN

Mike Corey (play-by-play)
 Rene Ingoglia (analyst)
 Allison Williams (reporter)

Pitt Radio • 93.7 The Fan & Pitt Panthers Radio Network

Larry Richert (play-by-play)
 Pat Bostick (analyst)
 Jeff Hathhorn (reporter)

SiriusXM Satellite Radio

XM Channel 371, Internet Channel 371 (Pitt broadcast)
 Sirius Channel 84, XM Channel 84, Internet Channel 84 (national)

WPTS Radio (Pitt Student Station) • 92.1 FM

Online Audio

937thefan.radio.com

Game Storylines

- ✓ The 2019 Quick Lane Bowl marks Pitt's 35th all-time bowl appearance and fourth under the direction of Coach Pat Narduzzi. The Panthers enter the postseason with a 7-5 mark and can win eight games for the third time under Narduzzi.
- ✓ Pitt boasts one of the country's stingiest defenses. The Panthers enter the postseason owning top-35 national rankings in no fewer than nine categories.
- ✓ This will be Pitt's second all-time postseason trip to Detroit. The Panthers last played a bowl game at Ford Field in 2013, when the Panthers defeated Bowling Green, 30-27, behind MVP James Conner's 229 rushing yards.
- ✓ Pitt ranks 11th in the nation in total defense, surrendering just 302.5 yards per game. The Panthers are also 11th in rushing defense (106.9 yards per game) and 20th in passing defense (195.6 yards per game).
- ✓ Pitt and Eastern Michigan have played twice before, most recently in 2007, a 27-3 Pitt victory at Heinz Field. The initial meeting was in 1995, when the Panthers defeated the Eagles, 66-30, in Pitt Stadium.
- ✓ Eastern Michigan features the MAC's top passing game. EMU is throwing for more than 280 yards per contest, which ranks 29th nationally. Pitt counters with a pass rush that has compiled 49 sacks and ranks second nationally with an average of 4.08 sacks per game.
- ✓ The Panthers are 32-4 all-time against MAC opponents, including a 20-10 victory over Ohio this season (Sept. 7). Pat Narduzzi is 2-0 against MAC foes as Pitt's head coach.
- ✓ Since 2015, Pat Narduzzi has directed the Panthers to 24 victories in ACC play, tied for the third-highest win total (with Virginia Tech) during that span and trailing only Clemson (38) and Miami (25).

Pitt-Eastern Michigan History in Brief

Series Began: 1995

Series Overall: Pitt leads 2-0

At Pittsburgh: Pitt leads 2-0

At EMU: 0-0

Bowl Games: 0-0

OT Games: 0-0

Last Meeting: Sept. 1, 2007
 (Pitt won, 27-3)

First Meeting: Sept. 9, 1995
 (Pitt won, 66-30)

Current Series Win Streak:

Pitt has won 2 (1995, 2007)

Longest Pitt Series Win Streak:
 2 games (1995, 2007)

Longest EMU Series Win Streak:
 DNA

Largest Pitt Margin of Victory:
 36 points (66-30, 1995)

Largest EMU Margin of Victory:
 DNA

The Coaches

Pitt Coach Pat Narduzzi

Overall (season): 35-29 (fifth)

At Pitt (season): same

Alma Mater: Rhode Island, 1990

Record vs. Eastern Michigan: 0-0

EMU Coach Chris Creighton

Overall (season): 167-92 (23rd)

At EMU (season): 28-46 (sixth)

Alma Mater: Kenyon, 1991

Record vs. Pitt: 0-0

PITT FOOTBALL MEDIA SERVICES



PRELIMINARY BOWL WEEK MEDIA SCHEDULE

SUNDAY	MONDAY	TUESDAY	WEDNESDAY	THURSDAY	FRIDAY	SATURDAY
22	23	24 Ford Field Practice (Photo window/ interviews) TBA	25 MERRY CHRISTMAS	26 Game Day Pitt vs. Eastern Michigan Ford Field, Detroit, Mich. 8 p.m. (ESPN)	27	28

PITT FOOTBALL MEDIA CONTACTS

E.J. Borghetti, Executive Associate A.D.
(football contact)
Borghetti e-mail: eborghetti@athletics.pitt.edu
R.J. Sepich, Assistant Communications Director
(co-football contact)
Sepich e-mail: rsepich@athletics.pitt.edu
Celeste Welsh, Communications Coordinator
(credential contact)
Welsh e-mail: cwelsh@athletics.pitt.edu

PITT ATHLETIC COMMUNICATIONS PHONE NUMBERS

Pitt Athletic Communications Office: (412) 648-8240
Heinz Field Press Box: (412) 697-7198
Pitt Football Office: (412) 648-8700

PITT FOOTBALL ON THE WEB

Official Pitt Site: PittsburghPanthers.com
Media Info: collegepressbox.com
Pitt Football Twitter/Instagram: @Pitt_FB
Pitt YouTube Page: YouTube.com/pittlivewire

PITT ATHLETIC COMMUNICATIONS ADDRESS

University of Pittsburgh
Athletic Communications
Petersen Events Center
3719 Terrace Street
Pittsburgh, PA 15261

PITT PRACTICE FACILITY ADDRESS

Pitt Football Office
UPMC Rooney Sports Complex
3450 South Water Street
Pittsburgh PA 15203

ACC COMMUNICATIONS CONTACTS

Amy Yakola, Executive Associate Commissioner
(chief of external affairs)
Yakola e-mail: ayakola@theacc.org
Kevin Best, Senior Associate Commissioner
(football communications)
Best e-mail: kbest@theacc.org
ACC Communications Phone: (336) 854-8787

ACC FOOTBALL ON THE WEB

Official ACC Site: theacc.com
Media Info: collegepressbox.com
ACC Football Twitter: @ACCFootball
ACC YouTube Page: YouTube.com/ACCDigitalNetwork

PITT BOWL HEADQUARTERS

Greektown Casino-Hotel
1200 St. Antoine
Detroit, MI 48226
Phone: (313) 223-2999

PITT MEDIA CONTACTS

E.J. Borghetti
Executive Associate Athletic Director
Email: eborghetti@athletics.pitt.edu
Cell: (412) 491-5110
R.J. Sepich
Assistant Communications Director
Email: rsepich@athletics.pitt.edu
Cell: (412) 452-1992

EMU BOWL HEADQUARTERS

The Westin Book Cadillac Detroit
1114 Washington Boulevard
Detroit, MI 48226
Phone: (313) 442-1600

EMU MEDIA CONTACTS

Greg Steiner
Associate Athletic Director
Email: greg.steiner@emich.edu
Cell: (734) 845-1132
Alex Jewell
Graduate Assistant
Email: ajewell3@emich.edu
Cell: (989) 708-9230

QUICK LANE BOWL CONTACTS

Ben Manges
Senior Director/Corporate Communications & New Media
Email: ben.manges@lions.nfl.net
Cell: (810) 602-3839
Ellen Trudell
Corporate Communications Manager
Email: ellen.trudell@lions.nfl.net
Cell: (313) 608-3399

STADIUM INFORMATION

Ford Field
2000 Brush Street
Detroit, MI 48226
Capacity: 65,000
Surface: FieldTurf Classic HD

ACC MEDIA PORTAL

The ACC and XOS Digital have partnered to provide individual highlight packages from all ACC-controlled regular season football games to approved TV news affiliates for the 2019 season. Upon the conclusion of each game, highlights will be made available for local TV news affiliates to download and use in televised news programming at no cost. Outlets may access the highlights, along with any weekly head coach press conferences, through the ACC Media Portal. Interested affiliates should email licensing@xosdigital.com to register for the ACC Media Portal. Approved affiliates will receive a confirmation email along with credentials to access the ACC Media Portal.

ACC DIGITAL CONTENT

Agencies with interest in accessing or licensing ACC digital content beyond what is provided in the ACC News Access Guidelines should contact Chad Swofford, the Senior Director of New Media and Business Development for Raycom Sports. Swofford can be reached at cswofford@raycomsports.com.

COLLEGEPRESSBOX.COM

Media can use collegepressbox.com to download game notes, quotes, statistics, media guides, headshots, logos and more for each conference. Login information will be distributed to accredited media or you can apply for access at collegepressbox.com/register.

OFFENSE

Wide Receiver

11	TAYSIR MACK (JR*, 6-2, 205)
6	Aaron Mathews (SR, 6-4, 220)

Wide Receiver

18	SHOCKY JACQUES-LOUIS (SO, 6-0, 185)
82	Jared Wayne (FR, 6-3, 190)
88	Dontavious Butler-Jenkins (SO*, 6-0, 215)

Wide Receiver

2	MAURICE FFRENCH (SR, 5-11, 200) OR
83	JOHN VARDZEL (FR*, 5-10, 185)

Tight End

86	NAKIA GRIFFIN-STEWART (SR*, 6-5, 260)
10	Will Gragg (SR*, 6-4, 245)
84	Grant Carrigan (SO*, 6-7, 280)

Left Tackle

77	CARTER WARREN (SO*, 6-5, 320) OR
59	CARSON VAN LYNN (SO*, 6-5, 300)

Left Guard

71	BRYCE HARGROVE (JR*, 6-4, 315)
56	Brandon Ford (JR*, 6-5, 310)

Center

67	JIMMY MORRISSEY (JR*, 6-3, 305)
60	Owen Drexel (SO*, 6-3, 300)

Right Guard

57	GABE HOUY (SO*, 6-6, 310) OR
53	JAKE KRADEL (FR*, 6-3, 300)
68	Blake Zubovic (FR*, 6-4, 315)

Right Tackle

70	NOLAN ULIZIO (SR*, 6-5, 320)
74	Jerry Drake Jr. (SO*, 6-5, 310)

Quarterback

8	KENNY PICKETT (JR, 6-2, 225)
12	Nick Patti (FR*, 6-3, 215) or
3	Jeff George Jr. (SR*, 6-3, 220)

Tailback

21	A.J. DAVIS (JR, 6-0, 215)
19	V'Lique Carter (SO, 5-9, 185) or
22	Vincent Davis (FR, 5-8, 170)

DEFENSE

Defensive End

91	PATRICK JONES II (JR*, 6-5, 260)
6	John Morgan (FR*, 6-2, 255) or
25	Kaymar Mimes (FR*, 6-5, 245)

Defensive Tackle

97	JAYLEN TWYMAN (SO*, 6-2, 290)
92	Tyler Bentley (FR*, 6-2, 300)
2	David Green (FR*, 6-0, 285)

Defensive Tackle

34	AMIR WATTS (SR, 6-3, 295) OR
95	DEVIN DANIELSON (FR*, 6-1, 295)

Defensive End

5	DESLIN ALEXANDRE (SO*, 6-4, 265) OR
87	HABAKKUK BALDONADO (FR*, 6-5, 250)

Money Linebacker

28	KYLAN JOHNSON (SR*, 6-2, 230)
36	Chase Pine (JR*, 6-2, 250)

Mike Linebacker

9	SALEEM BRIGHTWELL (SR*, 6-0, 230)
36	Chase Pine (JR*, 6-2, 250)
20	Wendell Davis (FR*, 6-2, 240)

Star Linebacker

24	PHIL CAMPBELL III (JR*, 6-1, 220) OR
38	CAM BRIGHT (SO*, 6-0, 225)

Strong Safety

12	PARIS FORD (SO*, 6-0, 190)
7	Jazzee Stocker (SR*, 6-2, 190)

Free Safety

3	DAMAR HAMLIN (SR, 6-1, 195)
31	Erick Hallett (FR*, 5-11, 190)

Cornerback

11	DANE JACKSON (SR*, 6-0, 190)
14	Marquis Williams (FR*, 5-8, 170)

Cornerback

21	DAMARRI MATHIS (JR, 5-11, 195) OR
15	JASON PINNOCK (JR, 6-0, 200)

SPECIALISTS

Placekicker

97	ALEX KESSMAN (JR*, 6-3, 195)
91	Sam Scarton (FR, 6-0, 170)

Punter

97	ALEX KESSMAN (JR*, 6-3, 195) OR
98	KIRK CHRISTODOULOU (SO*, 6-1, 210)
96	Jared Campbell (FR, 6-1, 190)

Holder

98	KIRK CHRISTODOULOU (SO*, 6-1, 210)
8	Kenny Pickett (JR, 6-2, 225)

Long Snapper

94	CAL ADOMITIS (JR, 6-1, 230)
52	Jack Hansberry (FR*, 6-1, 225)

Kickoff Returner

2	MAURICE FFRENCH (SR, 5-11, 200) OR
25	A.J. WOODS (FR, 5-10, 175) OR
11	TAYSIR MACK (JR*, 6-2, 205)

Punt Returner

2	MAURICE FFRENCH (SR, 5-11, 200) OR
83	JOHN VARDZEL (FR*, 5-10, 185)

Kickoffs

97	ALEX KESSMAN (JR*, 6-3, 195)
91	Sam Scarton (FR, 6-0, 170)

2019 PITT FOOTBALL ROSTERS



PITT NUMERICAL ROSTER

No.	Name	Pos.	Yr.	Ht.	Wt.	Hometown/High School
2	Maurice Ffrench***	WR	SR	5-11	200	New Brunswick, NJ/New Brunswick
2(D)	David Green	DL	FR*	6-0	285	West Mifflin, PA/Pittsburgh Central Catholic
3	Damar Hamlin**	DB	SR	6-1	195	McKees Rocks, PA/Pittsburgh Central Catholic
3(D)	Jeff George Jr.	QB	SR*	6-3	220	Indianapolis, IN/Warren Central/Illinois
4	Daniel Carter	RB	FR	5-10	220	Margate, FL/St. Thomas Aquinas
5	Deslin Alexandre*	DL	SO*	6-4	265	Pompano Beach, FL/Deerfield Beach
5(D)	Tre Tipton***	WR	SR*	6-0	185	Apollo, PA/Apollo-Ridge
6	Aaron Mathews***	WR	SR	6-4	220	Clairton, PA/Clairton
6(D)	John Morgan	DL	FR*	6-2	255	Upper Marlboro, MD/DeMatha Catholic
7	Jazzee Stocker***	DB	SR*	6-2	190	Coatesville, PA/Coatesville Area
8	Kenny Pickett**	QB	JR	6-2	225	Oakhurst, NJ/Ocean Township
8(D)	Calijah Kancey	DL	FR	6-0	270	Miami, FL/Miami Northwestern
8(D)	John Petrishen	DB	SR*	6-1	210	Lower Burrell, PA/Pgh. Central Catholic/ Penn State
9	Saleem Brightwell***	LB	SR*	6-0	230	Paterson, NJ/Paramus Catholic
9(D)	Michael Smith*	WR	SO*	6-1	215	Vero Beach, FL/Vero Beach Senior
10	Keyshon Camp**	DL	JR*	6-4	285	Lakeland, FL/Lake Gibson
10(D)	Will Gragg*	TE	SR*	6-4	245	Dumas, AR/Dumas/Arkansas
11	Dane Jackson***	DB	SR*	6-0	190	Coraopolis, PA/Cornell (Quaker Valley)
11(D)	Taysir Mack*	WR	JR*	6-2	205	Brooklyn, NY/Grand Street Campus/Indiana
12	Paris Ford*	DB	SO*	6-0	190	Pittsburgh, PA/Steel Valley
12(D)	Nick Patti	QB	FR*	6-3	215	Hillsdale, NJ/St. Joseph Regional
14	Marquis Williams	DB	FR*	5-8	170	Pompano Beach, FL/Cardinal Gibbons
14(D)	Will Gipson	WR	FR	6-2	175	Aliquippa, PA/Aliquippa
15	Jason Pinnock**	DB	JR	6-0	200	Windsor, CT/Windsor
16	Nate Temple	DL	FR	6-4	225	Abbeville, SC/Abbeville
16(D)	Jake Cortes	TE	FR*	6-5	250	McMurray, PA/Peters Township
17	Rashad Weaver**	DL	JR*	6-5	270	Fort Lauderdale, FL/Cooper City
17(D)	Davis Beville	QB	FR	6-5	210	Greenville, SC/Greenville
18	Shocky Jacques-Louis*	WR	SO	6-0	185	Fort Myers, FL/Dunbar
18(D)	Eli Kosanovich	QB	FR	6-2	195	Aliquippa, PA/Aliquippa
19	V'Lique Carter*	RB	SO	5-9	185	West Palm Beach, FL/Oxbridge Academy
20	Wendell Davis	LB	FR*	6-2	240	Richmond, VA/Benedictine College Prep
21	A.J. Davis**	RB	JR	6-0	215	Lakeland, FL/Lakeland
21(D)	Damarri Mathis**	DB	JR	5-11	195	Lakeland, FL/Lakeland
22	Vincent Davis	RB	FR	5-8	170	Fort Lauderdale, FL/Cardinal Gibbons
22(D)	Brandon Hill	DB	FR	5-10	205	Apopka, FL/Wekiva
23	Todd Sibley Jr.*	RB	SO*	5-9	225	Akron, OH/Archbishop Hoban
23(D)	Leslie Smith	LB	FR	5-11	195	Miami, FL/Miami Northwestern
24	Phil Campbell III**	LB	JR*	6-1	220	Kendall Park, NJ/South Brunswick
25	Kaymar Mimes	DL	FR*	6-5	245	Long Branch, NJ/Long Branch
25(D)	A.J. Woods	DB	FR	5-10	175	Germantown, MD/Northwest
26	Judson Tallandier	DB	FR*	6-0	185	Largo, MD/DeMatha Catholic
27	Bricen Garner**	DB	JR*	6-1	190	Pittsburgh, PA/Pittsburgh Central Catholic
27(D)	Gavin Thomson	WR	FR	6-0	175	Pittsburgh, PA/Pittsburgh Central Catholic
28	Kylan Johnson	LB	SR*	6-2	230	Dallas, TX/Skyline/Florida
28(D)	Kyi Wright	TE	FR	6-2	240	Farrell, PA/Farrell
29	Joshua Junko	WR	FR	6-0	190	Akron, OH/Cuyahoga Valley Christian Acad.
29(D)	Albert Tucker	LB	SO*	6-1	220	Plantation, FL/St. Thomas Aquinas
30	Brandon George	LB	FR	6-2	235	Bernville, PA/Berks Catholic
31	Erick Hallett	DB	FR*	5-11	190	Cypress, TX/Cy-Fair
32	SirVocea Dennis	LB	FR	6-1	220	Syracuse, NY/Christian Brothers Academy/ Peddie School (NJ)
34	Amir Watts***	DL	SR	6-3	295	Chicago, IL/Wendell Phillips Academy
34(D)	Jacob Hunsinger	WR	FR	6-2	185	Hazleton, PA/Hazleton
35	Isaiah Stewart	WR	FR	6-2	185	Union, NJ/Union
36	Chase Pine**	LB	JR*	6-2	250	Williamsburg, VA/Lafayette
37	Rashad Wheeler**	FB	JR*	6-3	280	Pittsburgh, PA/Pittsburgh Central Catholic

PITT ALPHABETICAL ROSTER

No.	Name	Pos.
94	Cal Adomitis**	LS
5	Deslin Alexandre*	DL
87	Habakkuk Baldonado	DL
92	Tyler Bentley	DL
17(D)	Davis Beville	QB
85	Garrett Bickhart	WR
38	Cam Bright*	LB
9	Saleem Brightwell***	LB
57(D)	Bam Brima	DL
61	Brian Burgess	OL
88	Dontavius Butler-Jenkins*	WR
10	Keyshon Camp**	DL
96(D)	Jared Campbell	P
24	Phil Campbell III**	LB
84	Grant Carrigan*	TE
4	Daniel Carter	RB
19	V'Lique Carter*	RB
98	Kirk Christodoulou*	P
44	Jason Collier	TE
98(D)	Will Connelly	PK
16(D)	Jake Cortes	TE
95	Devin Danielson	DL
21	A.J. Davis**	RB
22	Vincent Davis	RB
20	Wendell Davis	LB
32	SirVocea Dennis	LB
72	Liam Dick	OL
74	Jerry Drake Jr.*	OL
60	Owen Drexel	OL
2	Maurice Ffrench***	WR
56	Brandon Ford*	OL
12	Paris Ford*	DB
27	Bricen Garner**	DB
30	Brandon George	LB
3(D)	Jeff George Jr.	QB
14(D)	Will Gipson	WR
76	Matt Goncalves	OL
10(D)	Will Gragg*	TE
2(D)	David Green	DL
86	Nakia Griffin-Stewart	TE
31	Erick Hallett	DB
3	Damar Hamlin**	DB
52	Jack Hansberry	LB/LS
71	Bryce Hargrove*	OL
48	Jackson Henry	LB
22(D)	Brandon Hill	DB
57	Gabe Houy*	OL
34(D)	Jacob Hunsinger	WR
93	Brandon Hurst	LS
11	Dane Jackson***	DB
18	Shocky Jacques-Louis*	WR
28	Kylan Johnson	LB
91	Patrick Jones II**	DL
90	Deandre Jules	DL
29	Joshua Junko	WR
8(D)	Calijah Kancey	DL

2019 PITT FOOTBALL ROSTERS



NUMERICAL ROSTER CONTINUED

No.	Name	Pos.	Yr.	Ht.	Wt.	Hometown/High School
37(D)	Brassir Stocker	DB	FR	6-0	185	Coatesville, PA/Downingtown East
38	Cam Bright*	LB	SO*	6-0	225	Cleveland, OH/Park Crossing (AL)
39	Kyle Vreen	RB	JR*	5-10	190	Aliquippa, PA/Central Valley
41	Jake Zilinskaskas	LB	JR*	6-2	230	Indiana, PA/Indiana/John Carroll
44	Jason Collier	TE	FR	6-5	285	West Deptford, NJ/West Deptford
45	Noah Palmer	DL	FR*	6-3	265	Jefferson Hills, PA/Thomas Jefferson
46	Michael Vardzel	WR	JR*	5-11	190	Charleston, SC/Wando
47	Kyle Nunn*	LB	SO*	6-3	230	Findlay, OH/Findlay
48	Jackson Henry	LB	FR*	6-2	240	Perkasie, PA/Pennridge
49	Ethan Van Buskirk	P	FR*	5-10	215	Harrisburg, PA/Central Dauphin
52	Jack Hansberry	LB/LS	FR*	6-1	225	Pittsburgh, PA/Upper St. Clair
52(D)	Kenny Rainey III	OL	SO*	6-3	325	Aliquippa, PA/Aliquippa
53	Jake Kradel	OL	FR*	6-3	300	Butler, PA/Butler Senior
56	Brandon Ford*	OL	JR*	6-5	310	Pittsburgh, PA/Upper St. Clair
57	Gabe Houy*	OL	SO*	6-6	310	Pittsburgh, PA/Upper St. Clair
57(D)	Bam Brima	DL	FR	6-5	235	Worcester, MA/Loyalsock Township (PA)
58	Bryce Nelms	DL	FR	6-5	260	West Orange, NJ/West Orange
59	Carson Van Lynn*	OL	SO*	6-5	300	Worthington, OH/Worthington Kilbourne
60	Owen Drexel	OL	SO*	6-3	300	Montclair, NJ/Montclair
61	Brian Burgess	OL	SO*	6-2	305	Charleroi, PA/Charleroi
66	Shane Murphy	OL	FR	6-4	270	Reading, PA/Berks Catholic
67	Jimmy Morrissey**	OL	JR*	6-3	305	Huntingdon Valley, PA/La Salle College H.S.
68	Blake Zubovic	OL	FR*	6-4	315	Belle Vernon, PA/Belle Vernon Area
70	Nolan Ulizio	OL	SR*	6-5	320	West Chester, OH/Lakota West/Michigan
71	Bryce Hargrove*	OL	JR*	6-4	315	Akron, OH/Coventry
72	Liam Dick	OL	FR	6-7	300	Milton, Ontario/Clarkson
74	Jerry Drake Jr.*	OL	SO*	6-5	310	Palm Beach Gardens, FL/Palm Beach Gardens
76	Matt Goncalves	OL	FR	6-6	305	Manorville, NY/Eastport-South Manor
77	Carter Warren	OL	SO*	6-5	320	Paterson, NJ/Passaic Tech
80	Cameron O'Neil	WR	FR*	6-1	205	Phenix City, AL/Glenwood School
81	Jim Medure**	FB	SR*	6-2	235	New Castle, PA/Neshannock
82	Jared Wayne	WR	FR	6-3	190	Peterborough, Ontario/ Clearwater Academy International (FL)
83	John Vardzel	WR	FR*	5-10	185	Charleston, SC/North Allegheny (PA)
84	Grant Carrigan*	TE	SO*	6-7	280	Las Vegas, NV/Pine-Richland (PA)
85	Garrett Bickhart	WR	SO*	6-5	215	Liberty, PA/North Penn-Mansfield
86	Nakia Griffin-Stewart	TE	SR*	6-5	260	Tenafly, NJ/Tenafly/Rutgers
87	Habakkuk Baldonado	DL	FR*	6-5	250	Rome, Italy/ Clearwater Academy International (FL)
88	Dontavius Butler-Jenkins*	WR	SO*	6-0	215	Hollywood, FL/American Heritage School
90	Deandre Jules	DL	FR	6-2	260	Germantown, MD/Northwest
91	Patrick Jones II**	DL	JR*	6-5	260	Chesapeake, VA/Grassfield
91(D)	Sam Scarton	PK	FR	6-0	170	Hermitage, PA/Hickory
92	Tyler Bentley	DL	FR*	6-2	300	West Chester, OH/Lakota West
93	Brandon Hurst	LS	FR	6-3	195	Aldie, VA/John Champe
94	Cal Adomitis**	LS	JR	6-1	230	Pittsburgh, PA/Pittsburgh Central Catholic
95	Devin Danielson	DL	FR*	6-1	295	Pittsburgh, PA/Thomas Jefferson
96	Chris Maloney	DL	FR*	6-2	250	Fort Washington, PA/La Salle College H.S.
96(D)	Jared Campbell	P	FR	6-1	190	Rochester, NY/McQuaid Jesuit
97	Jaylen Twyman*	DL	SO*	6-2	290	Washington D.C./H.D. Woodson
97(D)	Alex Kessman**	PK	JR*	6-3	195	Clarkston, MI/Clarkston
98	Kirk Christodoulou*	P	SO*	6-1	210	Melbourne, Australia/Balwyn
98(D)	Will Connelly	PK	FR*	6-2	215	Beaver, PA/Beaver Area

* following name denotes letters earned
 * following class denotes redshirt season
 (D) denotes duplicate number

ALPHABETICAL ROSTER CONTINUED

No.	Name	Pos.
97(D)	Alex Kessman**	PK
18(D)	Eli Kosanovich	QB
53	Jake Kradel	OL
11(D)	Taysir Mack*	WR
96	Chris Maloney	DL
6	Aaron Mathews***	WR
21(D)	Damarri Mathis**	DB
81	Jim Medure**	FB
25	Kaymar Mimes	DL
6(D)	John Morgan	DL
67	Jimmy Morrissey**	OL
66	Shane Murphy	OL
58	Bryce Nelms	DL
47	Kyle Nunn*	LB
80	Cameron O'Neil	WR
45	Noah Palmer	DL
12(D)	Nick Patti	QB
8(D)	John Petrishen	DB
8	Kenny Pickett**	QB
36	Chase Pine**	LB
15	Jason Pinnock**	DB
52(D)	Kenny Rainey III	OL
91(D)	Sam Scarton	PK
23	Todd Sibley Jr.*	RB
23(D)	Leslie Smith	LB
9(D)	Michael Smith*	WR
35	Isaiah Stewart	WR
37(D)	Brassir Stocker	DB
7	Jazzee Stocker***	DB
26	Judson Tallandier	DB
16	Nate Temple	DL
27(D)	Gavin Thomson	WR
5(D)	Tre Tipton***	WR
29(D)	Albert Tucker	LB
97	Jaylen Twyman*	DL
70	Nolan Ulizio	OL
49	Ethan Van Buskirk	P
59	Carson Van Lynn*	OL
83	John Vardzel	WR
46	Michael Vardzel	WR
39	Kyle Vreen	RB
77	Carter Warren	OL
34	Amir Watts***	DL
82	Jared Wayne	WR
17	Rashad Weaver**	DL
37	Rashad Wheeler**	FB
14	Marquis Williams	DB
25(D)	A.J. Woods	DB
28(D)	Kyi Wright	TE
41	Jake Zilinskaskas	LB
68	Blake Zubovic	OL

* following name denotes letters earned
 (D) denotes duplicate number



PERSONAL INFORMATION

Born: April 22, 1966

Hometown: Youngstown, Ohio

Alma Mater: Rhode Island, 1990

Family: Narduzzi and his wife, Donna, have four children: Arianna, Christina, Patrick and Isabella.

COLLEGE PLAYING EXPERIENCE

Rhode Island, three-year starter at linebacker (1987-89).

Youngstown State, starter at linebacker (1985).

COACHING EXPERIENCE

Miami (Ohio), 1990-91, graduate assistant; 1992, wide receivers.

Rhode Island, 1993-97, linebackers; 1998-99, defensive coordinator.

Northern Illinois, 2000-02, linebackers.

Miami (Ohio), 2003, defensive coordinator.

Cincinnati, 2004-06, defensive coordinator.

Michigan State, 2007-14, defensive coordinator; 2013-14, assistant head coach.

Pitt, 2015-present, head coach.

BOWL GAMES COACHED

2003 GMAC Bowl

2004 Fort Worth Bowl

2007 Champs Sports Bowl

2009 Capital One Bowl

2010 Valero Alamo Bowl

2011 Capital One Bowl

2012 Outback Bowl

2012 Buffalo Wild Wings Bowl

2014 Rose Bowl

2015 Cotton Bowl

2015 Military Bowl

2016 New Era Pinstripe Bowl

2018 Hyundai Sun Bowl

2019 Quick Lane Bowl

- ✓ The 2019 season marks Pat Narduzzi's fifth as Pitt's head football coach. Since 2015, Narduzzi has directed the Panthers to 24 victories in ACC play, tied for the third-highest win total (with Virginia Tech) during that span and trailing only Clemson (38) and Miami (25).
- ✓ In 2018, the Panthers won their first Coastal Division championship and made their inaugural appearance in the ACC Championship Game.
- ✓ Entering the 2019 Quick Lane Bowl, Narduzzi has led Pitt to a 35-29 overall record. The Panthers have now advanced to four bowl games under his watch.
- ✓ Under Narduzzi, the Panthers have a burgeoning reputation as a dangerous opponent for highly ranked foes. In 2017, Pitt closed the season with a 24-14 victory over No. 2 Miami. In 2016, the Panthers defeated two teams that finished in the top 5 of the final College Football Playoff rankings. Pitt gave No. 2 Clemson—that year's eventual national champion—its only loss (43-42) and kept No. 5 Penn State out of the playoff field by defeating the Nittany Lions, 42-39.
- ✓ Over Narduzzi's initial four seasons as head coach, Pitt had 26 All-ACC Academic Football Team honorees, the second-highest total among conference schools during that span.
- ✓ The Panthers also were a recipient of the American Football Coaches Association (AFCA) 2018 Academic Achievement Award after scoring a perfect single-year 1,000 Academic Progress Rate (APR).
- ✓ Over the past four NFL Drafts (2016-19), the Panthers had 10 players selected, tied for the sixth-highest total among ACC teams.
- ✓ Each of Pitt's three 2018 draft picks—tackle Brian O'Neill (Minnesota Vikings), safety Jordan Whitehead (Tampa Bay Buccaneers) and cornerback Avonte Maddox (Philadelphia Eagles)—were rookie starters. Moreover, running back James Conner, a Pittsburgh Steelers' 2017 draft pick, was selected to the Pro Bowl after rushing for nearly 1,000 yards in his second professional season.
- ✓ In 2016, Quadree Henderson earned consensus All-America status as a return specialist after leading the country in kickoff return touchdowns (three) and combined kick return yards (1,166). Additionally, guard Dorian Johnson also was a first team All-American under Narduzzi.
- ✓ Narduzzi has coached three ACC major award winners at Pitt: running back James Conner (2016 Brian Piccolo Award), running back Qadree Ollison (2015 Offensive Rookie of the Year) and safety Jordan Whitehead (2015 Overall and Defensive Rookie of the Year).
- ✓ Narduzzi arrived at Pitt following eight highly successful years as the defensive coordinator at Michigan State under Mark Dantonio. The Spartans were the only team to rank in the nation's top 10 in total defense and rushing defense each season from 2011-14.
- ✓ Michigan State boasted the nation's top rushing defense in 2014, yielding just 88.5 yards per game. The Spartans finished third nationally with 34 turnovers gained and eighth in total defense, holding opponents to just 315.8 yards per contest.
- ✓ In 2014, the Spartans finished with a No. 5 national ranking and 11-2 record following a stirring 42-41 victory over Baylor in the AT&T Cotton Bowl. Narduzzi's defense shut out the high-scoring Bears in the fourth quarter, opening the door for 21 unanswered points by Michigan State.
- ✓ In 2013, Michigan State finished No. 3 in the country following a Big Ten title and 24-20 victory over No. 5 Stanford in the Rose Bowl. Narduzzi was named the 2013 recipient of the prestigious Broyles Award, annually presented to the country's top assistant coach.
- ✓ Narduzzi's decorated defensive players at Michigan State included first team All-Americans in cornerback Darqueze Dennard, safety Kurtis Drummond, linebacker Greg Jones and defensive tackle Jerel Worthy. Dennard was a unanimous All-American in 2013, becoming the first Michigan State cornerback to earn that distinction. He also was the school's first winner of the Jim Thorpe Award, given to college football's top defensive back.
- ✓ Narduzzi was a starting linebacker under his father, the late Bill Narduzzi, as a freshman at Youngstown State University in 1985 before transferring to Rhode Island, where he became a three-year starter for the Rams from 1987-89.
- ✓ Bill Narduzzi was head coach at YSU from 1975-85. He led the Penguins to two NCAA Division II playoff appearances, including the national championship game in 1979, and twice was named the Ohio Valley Conference Coach of the Year. One of Bill's first coaching posts was as a freshman line coach at Pitt in 1962.

SERIES NOTES

This marks the third meeting between Pitt and Eastern Michigan in a series that dates back to 1995...the Panthers lead the all-time series, 2-0...this is the first postseason encounter between the two schools...each of the prior two contests were played in Pittsburgh...most recently, the Panthers defeated the Eagles, 27-3, in the 2007 season opener for both teams...the initial meeting took place at Pitt Stadium in 1995 and was won by the Panthers, 66-30...the Panthers are 32-4 all-time against MAC opponents, including a 20-10 victory over Ohio this season...the 2019 Quick Lane Bowl marks Pitt's second postseason game against a MAC foe...the Panthers defeated MAC champion Bowling Green, 30-27, at Detroit's Ford Field in the 2013 Little Caesars Pizza Bowl...that game was made memorable by an MVP-performance from freshman running back James Conner, who rushed for 229 yards and even served as a pass rush specialist...defensive tackle Aaron Donald, playing in his final collegiate contest, had a game-clinching sack in the final minute and was named the bowl's Most Valuable Lineman.

SERIES GAME-BY-GAME

PITT LEADS SERIES, 2-0

DATE	H/A	PITT	EMU
Sept. 9, 1995	H	66	30
Sept. 1, 2007	H	27	3

Games won by Pitt in **bold**

TEAM NOTES

PITT VS. THE MAC:

- ✓ Pitt is 32-4 all-time vs. Mid-American Conference foes. That record includes a 27-2 mark in Pittsburgh, 4-2 record on the road and 1-0 mark in bowl games.
- ✓ The Panthers' last MAC encounter took place this season (Sept. 7), a 20-10 win over Ohio at Heinz Field.
- ✓ Pitt's lone postseason game against a MAC opponent was in the 2013 Little Caesars Pizza Bowl, a 30-27 victory over Bowling Green at Detroit's Ford Field.

PITT AGAINST CURRENT MAC MEMBERS

Team	Series	Last Meeting
Akron	3-1	2015 (Pitt won, 24-7)
Ball State	1-0	2003 (Pitt won, 42-21)
Bowling Green	3-1	2013* (Pitt won, 30-27)
Buffalo	4-0	2012 (Pitt won, 20-6)
Central Michigan	0-0	
Eastern Michigan	2-0	2007 (Pitt won, 27-3)
Kent State	7-0	2003 (Pitt won, 43-3)
Massachusetts	0-0	
Miami (Ohio)	2-0	1949 (Pitt won, 35-26)
Northern Illinois	0-0	
Ohio	8-1	2019 (Pitt won, 20-10)
Toledo	2-1	2006 (Pitt won, 45-3)
Western Michigan	0-0	

* Little Caesars Pizza Bowl (Detroit, Mich.)

ALL-TIME BOWL HISTORY:

- ✓ Pitt has played in 34 prior bowl games in their history, compiling a 13-21 record.
- ✓ The Panthers last claimed a bowl victory in the 2013 Little Caesars Pizza Bowl, a 30-27 decision over Mid-American Conference champion Bowling Green at Detroit's Ford Field.

PITT ALL-TIME BOWL HISTORY

Date	Bowl	Opponent	Result
Jan. 2, 1928	Rose	Stanford	L, 6-7
Jan. 1, 1930	Rose	USC	L, 14-47
Jan. 2, 1933	Rose	USC	L, 0-35
Jan. 1, 1937	Rose	Washington	W, 21-0
Jan. 2, 1956	Sugar	Georgia Tech	L, 0-7
Dec. 29, 1956	Gator	Georgia Tech	L, 14-21
Dec. 21, 1973	Fiesta	Arizona State	L, 7-28
Dec. 26, 1975	Sun	Kansas	W, 33-19
Jan. 1, 1977	Sugar	Georgia	W, 27-3
Dec. 30, 1977	Gator	Clemson	W, 34-3
Dec. 23, 1978	Tangerine	NC State	L, 17-30
Dec. 25, 1979	Fiesta	Arizona	W, 16-10
Dec. 29, 1980	Gator	South Carolina	W, 37-9
Jan. 1, 1982	Sugar	Georgia	W, 24-20
Jan. 1, 1983	Cotton	SMU	L, 3-7
Jan. 2, 1984	Fiesta	Ohio State	L, 23-28
Dec. 31, 1987	Bluebonnet	Texas	L, 27-32
Dec. 30, 1989	Sun	Texas A&M	W, 31-28
Dec. 31, 1997	Liberty	Southern Miss	L, 7-41
Dec. 28, 2000	Insight	Iowa State	L, 29-37
Dec. 20, 2001	Tangerine	NC State	W, 34-19
Dec. 26, 2002	Insight	Oregon State	W, 38-13
Dec. 27, 2003	Continental Tire	Virginia	L, 16-23
Jan. 1, 2005	Fiesta Bowl	Utah	L, 7-35
Dec. 31, 2008	Sun	Oregon State	L, 0-3
Dec. 26, 2009	Meineke Car Care	North Carolina	W, 19-17
Jan. 8, 2011	BBVA Compass	Kentucky	W, 27-10
Jan. 7, 2012	BBVA Compass	SMU	L, 6-28
Jan. 5, 2013	BBVA Compass	Mississippi	L, 17-38
Dec. 26, 2013	Little Caesars	Bowling Green	W, 30-27
Jan. 2, 2015	Armed Forces	Houston	L, 34-35
Dec. 28, 2015	Military	Navy	L, 28-44
Dec. 28, 2016	Pinstripe	Northwestern	L, 24-31
Dec. 31, 2018	Sun	Stanford	L, 13-14

Pitt wins in **bold**

PITT GAME NOTES AND ANECDOTES



AMONG THE ACC'S BEST:

- ✓ Since taking over as Pitt's head coach in 2015, Pat Narduzzi has directed the Panthers to 24 victories in ACC play, tied for the third-highest win total (with Virginia Tech) during that span and trailing only Clemson (38) and Miami (25).

ACC RECORDS: 2015-PRESENT

Team	Won	Lost
Clemson	38	2
Miami	25	15
Pitt	24	16
Virginia Tech	24	16
Florida State	21	19
Louisville	21	19
North Carolina	19	21
NC State	18	22
Virginia	17	23
Georgia Tech	16	24
Wake Forest	15	25
Boston College	14	26
Duke	14	26
Syracuse	14	26

FIRST-TIME STARTERS:

- ✓ Nineteen players have made their first career starts for Pitt this season. Ten made their Pitt starting debut in the Virginia opener.
- ✓ Against Virginia, the new offensive starters were running back A.J. Davis, fullback Rashad Wheeler, tight end Will Gragg and tackles Carter Warren and Nolan Ulizio. On defense, ends Patrick Jones II and Deslin Alexandre, linebackers Cam Bright and Kylan Johnson as well as safety Paris Ford made their initial Pitt starts.
- ✓ Three players made their first career Pitt start in the Sept. 7 Ohio contest: wide receiver V'Lique Carter, tight end Nakia Griffin-Stewart and defensive tackle Devin Danielson.
- ✓ Redshirt freshman quarterback Nick Patti, filling in for the injured Kenny Pickett, started and played every offensive snap in the Panthers' Sept. 28 victory over Delaware.
- ✓ Todd Sibley made his Pitt starting debut when he opened the game at running back at Duke (Oct. 5).
- ✓ Two redshirt freshmen made their first starts when Pitt played at Syracuse (Oct. 18): guard Jake Kradel and safety Erick Hallett.
- ✓ Senior safety Jazzee Stocker became the latest defensive player to make his starting debut when the Panthers played at Georgia Tech (Nov. 2).
- ✓ Wide receiver Jared Wayne started against North Carolina (Nov. 14), the first true freshman to earn a start for Pitt this season.

ACTIVE TRUE FRESHMEN:

- ✓ Eight true freshmen have seen duty for Pitt this season: running back Daniel Carter (four games), running back Vincent Davis (10), linebacker SirVocea Dennis (seven), linebacker Brandon George (10), defensive back Brandon Hill (three), linebacker Leslie Smith (three), wide receiver Jared Wayne (seven with three starts) and defensive back A.J. Woods (nine).

ATLANTIC COAST CONFERENCE STANDINGS

COASTAL DIVISION				
Team	Conf.	Pct.	Overall	Pct.
Virginia	6 - 2	.750	9 - 4	.692
Virginia Tech	5 - 3	.625	8 - 4	.667
Pitt	4 - 4	.500	7 - 5	.583
Miami	4 - 4	.500	6 - 6	.500
North Carolina	4 - 4	.500	6 - 6	.500
Duke	3 - 5	.375	5 - 7	.417
Georgia Tech	2 - 6	.250	3 - 9	.250

ATLANTIC DIVISION				
Team	Conf.	Pct.	Overall	Pct.
Clemson	8 - 0	1.000	13 - 0	1.000
Louisville	5 - 3	.625	7 - 5	.583
Wake Forest	4 - 4	.500	8 - 4	.667
Boston College	4 - 4	.500	6 - 6	.500
Florida State	4 - 4	.500	6 - 6	.500
Syracuse	2 - 6	.250	5 - 7	.417
NC State	1 - 7	.125	4 - 8	.333

BLUE AND GOLD RALLY CAPS:

- ✓ Since 2002, Pitt has won 36 games with second-half comebacks.
- ✓ Eleven of those rallies occurred under Pat Narduzzi (since 2015).
- ✓ Pitt has won three games in 2019 with fourth-quarter comebacks.

PITT SECOND-HALF COMEBACKS (SINCE 2002)

Date	Opponent	Deficit (Qtr.)	Result
9/14/02	@UAB	20-17 (3rd)	W, 26-20
10/26/02	Boston College	16-13 (4th)	W, 19-16 (OT)
11/2/02	@Virginia Tech	21-7 (3rd)	W, 28-21
11/9/02	Temple	19-14 (3rd)	W, 29-22
9/27/03	@Texas A&M	13-9 (3rd)	W, 37-26
11/1/03	@Boston College	13-10 (4th)	W, 24-13
11/8/03	Virginia Tech	28-24 (4th)	W, 31-28
9/25/04	Furman	31-14 (3rd)/38-24 (4th)	W, 41-38 (OT)
10/9/04	@Temple	16-6 (4th)	W, 27-22
11/13/04	@Notre Dame	35-31 (4th)	W, 41-38
11/25/04	West Virginia	10-6 (3rd)/13-9 (4th)	W, 16-13
10/20/07	Cincinnati	17-10 (3rd)	W, 24-17
12/1/07	@West Virginia	7-3 (3rd)	W, 13-9
9/20/08	Iowa	17-14 (4th)	W, 21-20
9/27/08	@Syracuse	24-13 (3rd)	W, 34-24
10/2/08	@USF	21-20 (4th)	W, 26-21
11/1/08	@Notre Dame	17-3 (3rd)/24-17 (4th)	W, 36-33 (4OT)
11/28/08	West Virginia	12-7 (3rd)/15-7 (4th)	W, 19-15
10/2/09	@Louisville	10-7 (3rd)	W, 35-10
10/10/09	Connecticut	21-6 (3rd)	W, 24-21
12/26/09	North Carolina*	17-16 (4th)	W, 19-17
11/9/13	Notre Dame	21-14 (3rd)	W, 28-21
11/23/13	@Syracuse	16-10 (3rd)	W, 17-16
12/26/13	Bowling Green#	20-17 (3rd)	W, 30-27
9/13/14	@FIU	16-14 (3rd)	W, 42-25
10/24/15	@Syracuse	17-13 (4th)	W, 23-20
10/8/16	Georgia Tech	34-27 (4th)	W, 37-34
11/12/16	@Clemson	42-34 (4th)	W, 43-42
10/21/17	@Duke	17-7 (3rd)/17-14 (4th)	W, 24-17
10/6/18	Syracuse	31-27 (3rd)/34-27 (4th)	W, 44-37 (OT)
10/27/18	Duke	28-17 (3rd)/42-35 (4th)	W, 54-45
11/2/18	@Virginia	10-7 (3rd)	W, 23-13
11/17/18	@Wake Forest	10-6 (3rd)	W, 34-13
9/21/19	UCF	31-21 (3rd)/34-28 (4th)	W, 35-34
9/28/19	Delaware	14-10 (4th)	W, 17-14
10/5/19	@Duke	30-26 (4th)	W, 33-30

Entries in **bold** denote Pat Narduzzi-coached teams.

* Meineke Car Care Bowl

Little Caesars Pizza Bowl

PITT GAME NOTES AND ANECDOTES



OVERTIME PAYS:

- ✓ Pitt defeated North Carolina, 34-27, in overtime before a national ESPN Thursday night audience on Nov. 14. It marked the third consecutive season the Panthers have played an overtime contest.
- ✓ Pitt is 3-0 in overtime games under Pat Narduzzi. The Panthers are 9-9 all-time in OT.

PITT IN OVERTIME UNDER PAT NARDUZZI

Date	Opponent	Result
9/2/17	Youngstown State	W, 28-21
10/6/18	Syracuse	W, 44-37
11/14/19	North Carolina	W, 34-27

BIG WINS:

- ✓ Pitt scored a huge victory when it defeated No. 15/16 UCF, 35-34, at Heinz Field (Sept. 21). The Panthers halted the Knights' 27-game non-bowl winning streak that dated back to 2016.
- ✓ Pitt has defeated a Top 25 team in four consecutive seasons.

PITT WINS OVER TOP 25 TEAMS: 2016-PRESENT

Date	Opponent (AP/Coaches Rank)	Result
11/12/16	@Clemson (3/2)	W, 43-42
11/24/17	Miami (2/2)	W, 24-14
11/2/18	@Virginia (23/22)	W, 23-13
9/21/19	UCF (15/16)	W, 35-34

YOUR 2019 PITT TEAM CAPTAINS:

- ✓ As selected by their teammates, the captains for the 2019 Panthers are senior wide receiver Maurice Ffrench, senior cornerback Dane Jackson and junior center Jimmy Morrissey.

130 YEARS OF PITT FOOTBALL:

- ✓ The 2019 campaign marks the 130th football season at the University of Pittsburgh.
- ✓ The Panthers, who played their inaugural season in 1890, have a 731-539-42 all-time record (.573).
- ✓ The program's rich legacy includes 92 first team All-Americans, 24 College Football Hall of Famers, eight Pro Football Hall of Famers and nine national titles.

OFFENSIVE NOTES

PICKETT POINTS:

- ✓ Junior quarterback Kenny Pickett, in his second season as Pitt's full-time starter, has thrown for 2,737 yards on 262-of-430 passing (61%) with 10 touchdowns and nine interceptions. Pickett is averaging 248.8 passing yards through 11 games. (He missed Pitt's Sept. 28 victory over Delaware due to injury.)
- ✓ Pickett ranks seventh in the nation—and first among ACC quarterbacks—with an average of 23.82 completions per game. He is 29th nationally in passing yards per game (248.8; second in ACC) and 39th in total offense per game (258.4; fifth in ACC).
- ✓ Pickett had one of the finest games of his career in Pitt's 34-27 overtime win over North Carolina (Nov. 14), completing 25-of-41 passes (61%) for 359 yards and one touchdown. He also rushed for two TDs, including the eventual game-winner in OT.
- ✓ Pickett was prolific against Penn State's highly regarded defense (Sept. 14), throwing for 372 yards on 35-of-51 passing (69%). In that game, he established career bests in passing yardage, completions and attempts.

THE LAST TIME: PITT 27 EASTERN MICHIGAN 3

Sept. 1, 2007 • Heinz Field • 36,183

Pitt opened the 2007 season in winning fashion, defeating Eastern Michigan, 27-3, at Heinz Field...the Panthers limited EMU to 145 yards, the lowest total by a Pitt season-opening opponent since 1989...Eastern Michigan (0-1) rushed for 39 yards on 23 carries, an average of just 1.7 per attempt...junior Bill Stull impressed in his first starting assignment by throwing for 177 yards on 14-of-20 passing...his 21-yard touchdown pass to Oderick Turner put Pitt in control early in the second period with a 14-3 lead...Stull, however, would ultimately leave the game in the third quarter after injuring the thumb on his right (throwing) hand...redshirt freshman Kevan Smith came on in relief over the final quarter-and-a-half and led Pitt to two scores—Conor Lee field goals of 28 and 35 yards—while completing 2-of-4 passes for 18 yards...after managing just 19 yards on 13 carries in the first half, Pitt's rushing game came to life over the final two quarters...freshman LeSean McCoy made his collegiate debut by rushing for a game-high 68 yards on 10 carries, while LaRod Stephens-Howling had 67 yards on 16 carries...MLB Scott McKillop, making his first collegiate start, had eight tackles and a six-yard sack...DT Gus Mustakas had five tackles, including two for losses.

EASTERN MICHIGAN	3	0	0	0	3
PITT	7	7	7	6	27

First Quarter

EMU — Dutcher 27-yard field goal 3:30
PITT — Brooks 1-yard run (Lee kick) 1:26

Second Quarter

PITT — Turner 21-yard pass from Stull (Lee kick) 14:05

Third Quarter

PITT — Brooks 1-yard run (Lee kick) 9:11

Fourth Quarter

PITT — Lee 28-yard field goal 7:09
PITT — Lee 35-yard field goal 2:20

Team Stats	EMU	PITT
First Downs	22	15
First Downs	8	19
Rushes-Yards	23-39	42-130
Comp-Att-Int	16-29-1	16-24-0
Passing Yards	106	195
Total Yards	145	325
Punt Returns-Yards	1-16	2-30
Kick Returns-Yards	6-112	1-15
Interceptions-Yards	0-0	1-2
Fumbles-Lost	0-0	3-0
Punts-Average	7-46.1	5-45.4
Penalties-Yards	5-45	4-40
Third Down Conv.	3-13	8-16
Fourth Down Conv.	0-1	0-0
Sacks By-Yards	1-7	2-7
Possession Time	27:08	32:52

Rushing

EMU — Walker 11-30; Blevins 1-5; Priest 7-5; Schmitt 3-0; Team 1-(-1).
PITT — McCoy 10-68; Stephens-Howling 16-67; Collins 4-14;
Brooks 4-12, 2 TD; Pestano 1-3; Team 2-(-7); Stull 3-(-9); Smith 2-(-18).

Passing

EMU — Schmitt 16-27-1, 106 yards; Jones 0-2-0, 0 yards.
PITT — Stull 14-20-0, 177 yards, 1TD; Smith 2-4, 18 yards.

Receiving

EMU — Lewis 5-52; Leduc 3-18; Stone 2-13; Gage 2-10; White 2-(-1);
Priest 1-10; Bohnet 1-4.
PITT — Pestano 3-72; Strong 3-35; Pelusi 3-20; Byham 3-19;
Stephens-Howling 2-24; Turner 1-21, 1 TD; Porter 1-4.

PITT GAME NOTES AND ANECDOTES



- ✓ Pickett's 35 completions at Penn State were two shy of the school record of 37 set by Alex Van Pelt against Notre Dame in 1990.
- ✓ Pickett led Pitt to a 35-34 win over UCF (Sept. 21) by throwing for 224 yards and a touchdown, rushing for 61 additional yards and catching the game-winning TD, a three-yard reception off a fourth-down gadget play.
- ✓ In a 33-30 win over Duke (Oct. 5), Pickett threw for 268 yards with three TDs and two INTs on 29-of-48 passing. With Pitt facing a 30-26 deficit and 1:25 remaining, he directed a four-play, 82-yard march, capped by a 26-yard scoring strike to V'Lique Carter that proved to be the game winner with 38 seconds left.

CLIMBING THE CHARTS:

- ✓ Kenny Pickett is on the verge of cracking the top 10 on Pitt's single-season passing yardage list. In terms of career passing yards, Pickett is already eighth in school history.

PITT PASSING YARDS IN A SEASON

No.	Name	Season	Yards
1.	Rod Rutherford	2003	3,679
2.	Tino Sunseri	2012	3,288
3.	Alex Van Pelt	1992	3,163
4.	Tyler Palko	2004	3,067
5.	Tom Savage	2013	2,958
6.	Alex Van Pelt	1989	2,881
7.	Dan Marino	1981	2,876
8.	Tyler Palko	2006	2,871
9.	Nathan Peterman	2016	2,855
10.	Pete Gonzalez	1997	2,829
11.	Alex Van Pelt	1991	2,796
12.	Rod Rutherford	2002	2,783
13.	Kenny Pickett	2019	2,737
14.	Bill Stull	2009	2,633
15.	Tino Sunseri	2011	2,616

PITT PASSING YARDS IN A CAREER

No.	Name	Seasons	Yards
1.	Alex Van Pelt	1989-92	11,267
2.	Dan Marino	1979-82	8,597
3.	Tino Sunseri	2009-12	8,590
4.	Tyler Palko	2002-06	8,343
5.	Rod Rutherford	2000-03	6,724
6.	John Congemi	1983-86	6,467
7.	Bill Stull	2005-09	5,252
8.	Kenny Pickett	2017-	5,215
9.	Nathan Peterman	2015-16	5,142
10.	David Priestley	1999-2001	4,533
11.	John Ryan	1992-95	4,334
12.	Rick Trocano	1977-80	4,219
13.	John Turman	1999-2000	3,783
14.	Matt Lytle	1994-98	3,738
15.	Pete Gonzalez	1993-97	3,704

DETROIT REWIND: PITT 30 BOWLING GREEN 27

Dec. 26, 2013 • Ford Field • Little Caesars Pizza Bowl • 26,259

Sparked by freshmen James Conner and Tyler Boyd, Pitt edged MAC champ Bowling Green, 30-27, in Detroit's Little Caesars Pizza Bowl... Conner rushed for 229 yards, while Boyd caught eight passes for 173 yards and also scored on a punt return...Conner broke Pitt's bowl record for rushing yards set by Tony Dorsett (202 vs. Georgia in the Jan. 1, 1977 Sugar Bowl)...Conner also played on defense as a pass rusher (drawing a key holding penalty on Bowling Green's final possession) and was named the game's MVP...Boyd broke Pitt's bowl record for receiving yardage (surpassing Gordon Jones' 163 yards vs. Clemson in the Dec. 30, 1977 Gator Bowl) and had the Panthers' first punt return TD (non-block) since 2006...a third freshman, Chris Blewitt, provided the winning points on a 39-yard field goal with 1:17 remaining...QB Chad Voytik played the entire second half in relief of injured Tom Savage...Voytik completed 5-of-9 passes for 108 yards and had a five-yard TD run...Most Valuable Lineman Aaron Donald had a sack in the final minute to ice the result...with its first bowl win since 2010, Pitt finished 7-6 and dropped the Falcons to 10-4.

PITT	7	10	3	10	30
BOWLING GREEN	3	7	10	7	27

First Quarter

BG — Tate 28-yard field goal 4:26
PITT — Conner 15-yard run (Blewitt kick) 0:58

Second Quarter

PITT — Blewitt 25-yard field goal 8:29
PITT — Boyd 54-yard punt return (Blewitt kick) 6:43
BG — Bayer 29-yard pass from Johnson (Tate kick) 1:28

Third Quarter

BG — Gates 94-yard kickoff return (Tate kick) 14:49
BG — Tate 46-yard field goal 9:52
PITT — Blewitt 28-yard field goal 5:59

Fourth Quarter

PITT — Voytik 5-yard run (Blewitt kick) 9:31
BG — Burbrink 15-yard pass from Johnson (Tate kick) 4:42
PITT — Blewitt 39-yard field goal 1:17

Team Stats	PITT	BG
First Downs	21	18
Rushes-Yards	39-255	34-110
Comp-Att-Int	13-22-0	21-33-0
Passing Yards	232	279
Total Yards	487	289
Punt Returns-Yards	3-69	0-0
Kick Returns-Yards	4-107	5-183
Interceptions-Yards	0-0	0-0
Fumbles-Lost	0-0	1-0
Punts-Average	4-41.0	5-54.6
Penalties-Yards	4-50	4-36
Third Down Conv.	3-12	5-15
Fourth Down Conv.	1-1	1-2
Sacks By-Yards	7-55	2-11
Possession Time	28:50	31:10

Rushing

PITT — Conner 26-229, 1 TD; Voytik 2-24, 1 TD; Parrish 1-2; Bennett 5-2; Savage 4-0; Team 1-(-2).
BG — Greene 18-39; Coppet 5-2; Johnson 11-(-31).

Passing

PITT — Savage 8-13-0, 124 yards; Voytik 5-9-0, 108 yards.
BG — Johnson 20-32-0, 272 yards, 2 TD; Jackson 1-1-0, 7 yards.

Receiving

PITT — Boyd 8-173; Holtz 2-21; Garner 1-20; Wuestner 1-13; Bennett 1-5.
BG — Joplin 6-86; Jackson 5-78; Bayer 3-57, 1 TD; Burbrink 3-44, 1 TD; Moore 2-12; Greene 2-10; Johnson 0-(-8).

PITT GAME NOTES AND ANECDOTES



THROWING FOR 300:

- ✓ Kenny Pickett has thrown for more than 300 yards four times this year. Pickett is the first Pitt quarterback with four 300-yard passing games in a season since Tino Sunseri also had four in 2012. (The last Pitt QB with five is Tyler Palko in 2004.)
- ✓ In the regular-season finale against Boston College (Nov. 30), Pickett threw for 323 yards, completing 75% of his passes (30 of 40).
- ✓ In the Panthers' 34-27 overtime victory over North Carolina (Nov. 14), Pickett threw for 359 yards and a TD on 25-of-41 passing (61%).
- ✓ Against Penn State (Sept. 14), Pickett threw for a career-high 372 yards on 35-of-51 passing (69%).
- ✓ He also connected on 70% of his passes (26 of 37) for 321 yards with one touchdown in a 20-10 win over Ohio (Sept. 7).
- ✓ Pickett has five 300-yard passing games for his career. In a 34-13 win at Wake Forest last year (Nov. 17, 2018), he completed 23-of-30 passes (77%) for 316 yards and a career-best three TDs.
- ✓ Pitt is 5-2 under Pat Narduzzi when it has a 300-yard passer.

300-YARD PASSING PERFORMANCES UNDER PAT NARDUZZI

No.	Date	Name	Opponent	C-A-I	Yards	TD
1.	9/30/17	Max Browne	Rice	28-32-0	410	4
2.	9/14/19	Kenny Pickett	@Penn State	35-51-0	372	0
3.	11/14/19	Kenny Pickett	North Carolina	25-41-0	359	1
4.	11/30/19	Kenny Pickett	Boston College	30-40-1	323	0
5.	9/7/19	Kenny Pickett	Ohio	26-37-0	321	1
6.	11/17/18	Kenny Pickett	@Wake Forest	23-30-0	316	3
7.	11/12/16	Nathan Peterman	@Clemson	22-37-0	308	5

AIRING IT OUT:

- ✓ Pitt ranks ninth nationally in most passing attempts with 474 (39.5 per game). Among ACC teams, Virginia (479) ranks first, followed by Pitt, NC State (463) and Wake Forest (440).
- ✓ Kenny Pickett's 51 passing attempts at Penn State (Sept. 14) marked a career high. The last Pitt QB to throw at least 51 passes was Tyler Palko against Rutgers on Sept. 30, 2005 (58 attempts).
- ✓ Since 1968, only eight times has a Pitt quarterback thrown at least 51 passes in a game.

PITT QBS WITH AT LEAST 51 ATTEMPTS SINCE 1968

Date	Name	Opponent	C-A-I	Yards	TD
11/28/91	Alex Van Pelt*	Penn State	27-64-5	324	1
9/30/05	Tyler Palko	@Rutgers	35-58-1	371	4
9/17/92	Alex Van Pelt	@Rutgers	36-55-2	395	2
11/23/68	Dave Havern	Penn State	29-51-2	314	0
10/28/78	Rick Trocano	@Navy	25-51-1	225	0
10/27/90	Alex Van Pelt	Notre Dame	37-51-2	384	2
8/30/08	Bill Stull	Bowling Green	29-51-1	264	1
9/14/19	Kenny Pickett	@Penn State	35-51-0	372	0

*school record for pass attempts

A RARE PASSING TD TRIO:

- ✓ Three Pitt players threw TD passes in the Panthers' 35-34 win over UCF (Sept. 21): Kenny Pickett, Nick Patti and Aaron Mathews. The last time that happened was Sept. 24, 1977, when Rick Trocano, Elliott Walker and Lindsay Delaney each passed for TDs in a 76-0 win over Temple.

GRADUATION CAP AND GOWN:

- ✓ Nine players on this year's Pitt football team earned their bachelor's degrees prior to the start of the 2019 season.

2019 PITT PLAYERS WITH UNDERGRADUATE DEGREES

Player	Pos.	Degree
Saleem Brightwell	LB	Media and Professional Communications
Jeff George Jr.*	QB	Business
Will Gragg**	TE	Sport Management
Nakia Griffin-Stewart***	TE	Criminal Justice
Kylan Johnson****	LB	Telecommunication
Jim Medure	TE	Biological Sciences
John Petrishen#	DB	Communications Arts & Sciences
Tre Tipton	WR	Communication
Nolan Ulizio%	OL	History

* George earned degree from Illinois

** Gragg earned degree from Arkansas

*** Griffin-Stewart earned degree from Rutgers

**** Johnson earned degree from Florida

Petrishen earned degree from Penn State

% Ulizio earned degree from Michigan

THE "PITT SPECIAL":

- ✓ Pitt's 35-34 win over UCF (Sept. 21) will be remembered for the final touchdown, a play dubbed the "Pitt Special."
- ✓ Facing a fourth down at the UCF three-yard line and Pitt trailing 34-28, running back A.J. Davis took a direct snap as quarterback Kenny Pickett was in motion. Davis flipped the ball to receiver Aaron Mathews, who rolled to his right and threw to Pickett in the end zone.
- ✓ The play evoked comparisons to the Philadelphia Eagles, who used a similar pass to beat the New England Patriots in Super Bowl LII.
- ✓ Since 1969, a non-quarterback has thrown a touchdown pass on 16 occasions for the Panthers.

TD PASSES THROWN BY NON-QUARTERBACKS: 1969-PRESENT

Date	Opponent	Passer (Pos.)	Receiver (Yards)
9/24/77	@Temple	Elliott Walker (RB)	Willie Taylor (14)
10/8/77	@Florida	Jo Jo Heath (RB)	Willie Taylor (34)
10/18/80	West Virginia	Dwight Collins (WR)	Willie Collier (50)
9/27/86	West Virginia	Bill Osborn (WR)	Vernon Kirk (39)
9/2/87	@BYU	Craig Heyward (RB)	Bill Osborn (17)
11/24/90	@Penn State	Darnell Dickerson* (WR)	Olanda Truitt (63)
10/7/99	Syracuse	Kevan Barlow (RB)	Latef Grim (13)
11/24/01	@West Virginia	Marcus Furman (RB)	Kris Wilson (13)
11/1/03	@Boston College	Jawan Walker (RB)	Larry Fitzgerald (35)
9/23/06	The Citadel	Darrell Strong (TE)	LaRod Stephens-Howling (30)
11/25/06	Louisville	Derek Kinder (WR)	Oderick Turner (21)
10/27/07	@Louisville	Darrell Strong (TE)	LeSean McCoy (27)
9/17/11	@Iowa	Ronald Jones (WR)	Cameron Saddler (30)
10/26/11	Connecticut	Ronald Jones (WR)	Devin Street (14)
11/18/17	@Virginia Tech	Ryan Winslow (P)	Nathan Bossory (15)
9/21/19	UCF	Aaron Mathews (WR)	Kenny Pickett (3)

Names in **bold** denote current players.

* Dickerson, a QB during the 1987-89 seasons, played receiver in 1990.

PITT GAME NOTES AND ANECDOTES



A WINNING DEBUT:

- ✓ Redshirt freshman quarterback Nick Patti made the first start of his career against Delaware (Sept. 28). Patti, filling in for ailing starter Kenny Pickett, finished 23 of 37 for 271 yards with two touchdowns and one interception.
- ✓ Pitt entered the final period trailing 14-10, but took the lead for good on Patti's 12-yard touchdown pass to Taysir Mack with 10:33 to go. Earlier, Patti connected with V'Lique Carter on a 30-yard touchdown strike.
- ✓ Patti's 271 passing yards were the most by a Pitt quarterback in their starting debut since John Turman threw for 316 yards and two TDs against Penn State on Sept. 11, 1999.
- ✓ On the season, Patti has played in six games and completed 26-of-43 passes for 301 yards with three TDs and one interception.

CENTURY RECEIVING GAMES:

- ✓ Under Pat Narduzzi, Pitt has produced 15 100-yard receiving performances, including five this season.
- ✓ The most recent was in the Panthers' regular-season finale against Boston College (Nov. 30), when freshman Jared Wayne had 100 yards on six receptions. Wayne became the first freshman to log a 100-yard receiving effort since 2013, when Tyler Boyd had five such outings.
- ✓ In Pitt's 34-27 overtime win over North Carolina (Nov. 14), Shocky Jacques-Louis had 104 yards on four catches.
- ✓ Taysir Mack has two 100-yard receiving outings this season: a 124-yard effort (on five catches) in a 17-14 win over Delaware (Sept. 28) and a 125-yard game (on 12 receptions) in Pitt's 17-10 setback at Penn State (Sept. 14).
- ✓ Additionally, Maurice Ffrench had 138 yards on 10 receptions in the Panthers' 20-10 victory over Ohio (Sept. 7).
- ✓ The Panthers are 8-7 under Narduzzi when they have a 100-yard receiver in a game.

100-YARD RECEIVERS UNDER PAT NARDUZZI

Date	Player	Opponent	Rec.-Yds.-TD
9/12/15	Tyler Boyd	@Iowa	10-131-1
11/21/15	Tyler Boyd	Louisville	10-103-1
10/1/16	Jester Weah	Marshall	7-176-1
11/5/16	Jester Weah	@Miami	3-115-1
11/12/16	Scott Orndoff	@Clemson	9-128-2
9/30/17	Jester Weah	Rice	5-137-1
10/7/17	Rafael Araujo-Lopes	@Syracuse	7-100-0
10/14/17	Jester Weah	NC State	7-106-1
11/18/17	Jester Weah	@Virginia Tech	4-104-0
11/17/18	Taysir Mack	@Wake Forest	3-105-1
9/7/19	Maurice Ffrench	Ohio	10-138-1
9/14/19	Taysir Mack	@Penn State	12-125-0
9/28/19	Taysir Mack	Delaware	5-124-1
11/14/19	Shocky Jacques-Louis	North Carolina	4-104-1
11/30/19	Jared Wayne	Boston College	6-100-0

Names in **bold** denote current players.

SPEAKING FFRENCH:

- ✓ Maurice Ffrench has totaled 84 catches, the fourth most in a season at Pitt. Ffrench is averaging 8.4 receptions per contest, which ranks first in the ACC and third nationally.
- ✓ Ffrench missed two games due to injury (Nov. 14 against North Carolina and Nov. 23 at Virginia Tech) before making his return for the final regular-season game against Boston College. Prior to the injury, he was well on pace to surpass Pitt's single-season receptions mark of 92 set by Larry Fitzgerald over 13 games in 2003.
- ✓ Pitt's season record for receptions per game is 7.6 set by Tyler Boyd in 2015.
- ✓ Ffrench has compiled 144 receptions for his career, which ranks eighth in school annals.

PITT RECEPTIONS IN A SEASON

No.	Name	Season	Receptions
1.	Larry Fitzgerald	2003	92
2.	Tyler Boyd	2015	91
3.	Tyler Boyd	2013	85
4.	Maurice Ffrench	2019	84
5.	Tyler Boyd	2014	78
6.	Latef Grim	1999	75
7.	Antonio Bryant	2000	73
	Devin Street	2012	73
9.	Jake Hoffart	1997	69
	Larry Fitzgerald	2002	69
11.	Greg Lee	2004	68
12.	Taysir Mack	2019	62
	Mike Shanahan	2012	62
14.	Latef Grim	1998	60

PITT RECEPTIONS IN A CAREER

No.	Name	Seasons	Rec.	Yards	Avg.
1.	Tyler Boyd	2013-15	254	3,361	13.2
2.	Devin Street	2010-13	202	2,901	14.4
3.	Latef Grim	1998-2000	178	2,680	15.1
4.	Antonio Bryant	1999-2001	173	3,061	17.7
5.	Larry Fitzgerald	2002-03	161	2,677	16.6
6.	Dietrich Jells	1991-95	160	3,003	18.8
7.	Mike Shanahan	2009-12	159	2,276	14.3
8.	Maurice Ffrench	2016-	144	1,472	10.2
9.	Dwight Collins	1980-83	133	2,264	17.0
	Gordon Jones	1975-78	133	2,230	16.8
11.	Derek Kinder	2004-08	131	1,646	12.6

Names in **bold** denote current players.

TERRIFIC TANDEM:

- ✓ Pitt boasts the ACC's most productive pass-catching duo in Maurice Ffrench and Taysir Mack. Ffrench (84) and Mack (62) have combined for 146 receptions this season, the most of any ACC receiving duo.
- ✓ Ffrench leads the ACC and ranks third nationally, averaging 8.4 receptions per game. Mack is sixth in the ACC and 38th nationally at 5.6 catches per contest.

PITT GAME NOTES AND ANECDOTES



RUSH HOUR:

- ✓ Under Pat Narduzzi, the Panthers have rushed for at least 200 yards on 23 occasions. Pitt is 17-6 in those contests.
- ✓ During that span, the Panthers have six games with at least 300 rushing yards and are 6-0 in those outings. Pitt is 2-0 when reaching the 400-yard rushing milestone under Narduzzi.

PITT 200-YARD RUSHING GAMES UNDER PAT NARDUZZI

Date	Opponent	Att.	Yds.	Avg.	Result
9/5/15	Youngstown State	43	325	7.6	W, 45-37
10/17/15	@Georgia Tech	43	200	4.7	W, 31-28
11/14/15	@Duke	58	268	4.6	W, 31-13
11/21/15	Louisville	45	244	5.4	W, 45-34
9/10/16	Penn State	56	341	6.1	W, 42-39
9/17/16	@Oklahoma State	54	290	5.4	L, 38-45
9/24/16	@North Carolina	55	281	5.1	L, 36-37
10/1/16	Marshall	41	252	6.1	W, 43-27
10/8/16	Georgia Tech	42	215	5.1	W, 37-34
10/15/16	@Virginia	49	209	4.3	W, 45-31
11/19/16	Duke	40	224	5.6	W, 56-14
11/26/16	Syracuse	40	393	9.8	W, 76-61
9/2/17	Youngstown State	53	208	3.9	W, 28-21 (OT)
10/21/17	@Duke	57	336	5.9	W, 24-17
11/9/17	North Carolina	45	267	5.9	L, 31-34
9/1/18	Albany	37	238	6.4	W, 33-7
9/8/18	Penn State	52	245	4.7	L, 6-51
9/22/18	@North Carolina	36	228	6.3	L, 35-38
10/6/18	Syracuse	47	265	5.6	W, 44-37 (OT)
10/27/18	Duke	52	484	9.3	W, 54-45
11/2/18	@Virginia	42	254	6.0	W, 23-13
11/10/18	Virginia Tech	36	492	13.7	W, 52-22
12/31/18	vs. Stanford*	42	208	4.9	L, 13-14

* Sun Bowl

RUSHING FOR A GRAND:

- ✓ Since 2015, Pat Narduzzi has had four 1,000-yard rushing efforts under his watch at Pitt.
- ✓ Three players are responsible for the four 1,000-yard seasons: Qadree Ollison (2015 and 2018), James Conner (2016) and Darrin Hall (2018).
- ✓ Ollison and Hall became the first Pitt tandem to rush for 1,000 yards in the same season (2018).

PITT 1,000-YARD RUSHERS UNDER PAT NARDUZZI

Year	Name	Att.	Yards	Avg.	TD
2015	Qadree Ollison	212	1,121	5.3	11
2016	James Conner	216	1092	5.1	16
2018	Qadree Ollison	194	1,213	6.3	11
2018	Darrin Hall	153	1,144	7.5	10

100-YARD RUSHING GAMES:

- ✓ Under Pat Narduzzi, Pitt has produced 26 100-yard rushing performances. The most recent occurred in Pitt's 27-20 win at Syracuse (Oct. 18), when A.J. Davis compiled 103 yards on 16 carries.
- ✓ The Panthers are 16-7 under Narduzzi when they have at least one 100-yard rusher in a game.

100-YARD RUSHERS UNDER PAT NARDUZZI

Date	Player	Opponent	Att.-Yds.-TD
9/5/15	Qadree Ollison	Youngstown State	16-207-1
10/3/15	Qadree Ollison	@Virginia Tech	19-122-1
10/24/15	Qadree Ollison	@Syracuse	23-103-2
11/14/15	Qadree Ollison	@Duke	26-111-1
11/21/15	Qadree Ollison	Louisville	28-152-1
11/27/15	Darrin Hall	Miami	12-103-1
9/10/16	James Conner	Penn State	22-117-1
9/17/16	James Conner	@Oklahoma State	24-111-1
9/24/16	Qadree Henderson	@North Carolina	9-107-0
10/27/16	James Conner	Virginia Tech	19-141-3
11/12/16	James Conner	@Clemson	20-132-1
11/19/16	James Conner	Duke	14-101-2
11/26/16	James Conner	Syracuse	19-115-2
11/26/16	Qadree Henderson	Syracuse	5-103-1
10/21/17	Darrin Hall	@Duke	24-254-3
10/28/17	Darrin Hall	Virginia	25-111-1
11/9/17	Darrin Hall	North Carolina	23-121-4
9/8/18	Qadree Ollison	Penn State	21-119-1
10/6/18	Qadree Ollison	Syracuse	24-192-1
10/6/18	Darrin Hall	Syracuse	17-107-2
10/27/18	Qadree Ollison	Duke	18-149-1
10/27/18	V'Lique Carter	Duke	7-137-2
11/2/18	Darrin Hall	@Virginia	19-229-3
12/31/18	Darrin Hall	vs. Stanford*	16-123-1
9/28/19	Todd Sibley Jr.	Delaware	22-106-0
10/18/19	A.J. Davis	@Syracuse	16-103-1

Names in **bold** denote current players.

* Sun Bowl

HIGHLY OFFENSIVE:

- ✓ Pat Narduzzi's tenure has witnessed three of the top five most prolific offensive yardage performances in school history.
- ✓ In Pitt's 52-22 demolition of Virginia Tech last year (Nov. 10, 2018), the Panthers piled up a school-record 654 yards in total offense, eclipsing the prior mark of 648 set against Eastern Michigan in 1995.
- ✓ The Panthers actually had two games in 2018 with more than 600 yards in offense. In last year's 54-45 win over Duke (Oct. 27, 2018), Pitt compiled 634 yards, the fifth-highest single-game total in school annals.
- ✓ Pitt has eclipsed 600 yards only eight times in program history.

PITT GAME NOTES AND ANECDOTES



ALL-TIME PITT TOP TOTAL OFFENSE GAMES

No.	Date	Opponent	Rush	Pass	Total	Result
1.	11/10/18	Virginia Tech	492	162	654	W, 52-22
2.	9/9/95	Eastern Michigan	315	333	648	W, 66-30
3.	10/25/97	@Rutgers	175	470	645	W, 55-48 (20T)
4.	11/26/16	Syracuse	393	251	644	W, 76-61
5.	10/27/18	Duke	484	150	634	W, 54-45
6.	9/22/12	Gardner-Webb	229	397	626	W, 55-10
7.	10/15/88	Temple	279	336	615	W, 42-7
8.	10/18/75	@Army	530	80	610	W, 52-20

Entries in **bold** denote Pat Narduzzi-coached teams.

DEFENSIVE NOTES

DEVASTATING DEFENSE:

- ✓ Pitt owns some impressive national defensive rankings. The Panthers rank in the nation's top 35 in no fewer than nine defensive categories.
- ✓ Pitt ranks second in the nation in team sacks with an average of 4.08 per game. The Panthers are seventh in tackles for loss (8.2 per game), 11th in total defense (302.5 yards per game), 11th in rushing defense (106.9 yards per game) and 11th in pass efficiency defense (112.63 rating).
- ✓ Additionally, Pitt ranks 17th in third down defense (31.7% conversion rate), 20th in fewest passing yards allowed (195.6 yards per game), 20th in first down defense (209 total first downs) and 31st in scoring defense (21.8 points per game).

SACK ATTACK:

- ✓ Pitt boasts one of the nation's top pass rushes. The Panthers top the ACC and rank second nationally with an average of 4.08 sacks per contest. The Panthers have 49 total sacks on the year.
- ✓ The Panthers rank seventh with an average of 8.2 tackles for loss per game. Pitt has compiled 98 total TFLs on the year.
- ✓ Over 14 games in 2018, Pitt compiled just 32 sacks (2.29 avg., 55th in FBS) and 85 tackles for loss (6.07 avg., 62nd in FBS).
- ✓ Under Pat Narduzzi, Pitt is 12-0 when it has at least five sacks in a game.
- ✓ Pitt had a season-high nine sacks at Syracuse (Oct. 18), its highest single-game total since Oct. 27, 2001 (nine vs. Temple).

PITT GAMES WITH AT LEAST FIVE SACKS 2015-PRESENT

Date	Opponent	Sacks	Yards Lost	Result
9/5/15	Youngstown State	6	38	W, 45-37
10/3/15	@Virginia Tech	7	57	W, 17-13
11/21/15	Louisville	7	58	W, 45-34
9/3/16	Villanova	6	58	W, 28-7
11/19/16	Duke	5	20	W, 56-14
9/1/18	Albany	5	33	W, 33-7
11/2/18	@Virginia	5	46	W, 23-13
9/7/19	Ohio	6	47	W, 20-10
9/21/19	UCF	6	35	W, 35-34
9/28/19	Delaware	6	30	W, 17-14
10/18/19	@Syracuse	9	60	W, 27-20
11/14/19	North Carolina	5	29	W, 34-27 (OT)

TDs BY THE "D":

- ✓ Pitt has scored 10 defensive touchdowns under Pat Narduzzi.
- ✓ Three players on Pitt's 2019 roster have scored defensive TDs: safety Paris Ford (one) and cornerbacks Dane Jackson (two) and Jason Pinnock (one).
- ✓ The Pitt defense has scored 34 touchdowns since the 2000 season.
- ✓ The Panthers are 28-4 when scoring at least one defensive TD in a game since 2000.
- ✓ Under Narduzzi, the Panthers are 6-4 when scoring a defensive touchdown, including this season's 33-30 win at Duke (Oct. 5) when Paris Ford had a 26-yard interception return.

PITT DEFENSIVE TOUCHDOWNS SINCE 2000

Date	Opponent	Player	Score
10/27/01	@Temple	Brian Guzek	80-yard fumble return
11/3/01	Virginia Tech	Shawntae Spencer	68-yard interception return
12/20/01	vs. NC State*	Tyre Young	16-yard fumble return
9/21/02	Rutgers	Gerald Hayes	8-yard fumble return
10/5/02	@Syracuse	Lewis Moore	2-yard fumble return
11/9/02	Temple	Claude Harriott	11-yard fumble return
10/25/03	Syracuse	Josh Lay	20-yard fumble return
9/11/04	Ohio	Malcolm Postell	42-yard interception return
9/25/04	Furman	Malcolm Postell	44-yard interception return
10/23/04	Rutgers	Josh Lay	82-yard interception return
12/4/04	@USF	Malcolm Postell	15-yard interception return
10/22/05	Syracuse	H.B. Blades	38-yard interception return
9/2/06	Virginia	Darrelle Revis	19-yard interception return
9/2/06	Virginia	Clint Session	78-yard interception return
9/8/06	@Cincinnati	Darrelle Revis	57-yard interception return
9/30/06	Toledo	Gus Mustakas	9-yard interception return
11/8/08	Louisville	Ricky Gary	3-yard fumble return
11/8/08	Louisville	Scott McKillop	18-yard interception return
12/6/08	@Connecticut	Greg Williams	20-yard interception return
9/12/09	@Buffalo	Greg Williams	50-yard fumble return
11/7/09	Syracuse	Greg Williams	51-yard interception return
10/16/10	@Syracuse	Ricky Gary	80-yard interception return
12/3/11	Syracuse	Antwuan Reed	20-yard fumble return
9/21/13	@Duke	Anthony Gonzalez	37-yard interception return
11/7/15	Notre Dame	Ejuan Price	32-yard fumble return
11/21/15	Louisville	Avonte Maddox	30-yard interception return
12/28/15	vs. Navy**	Jordan Whitehead	22-yard fumble return
9/17/16	@Okla. State	Matt Galambos	2-yard fumble return
10/1/16	Marshall	Avonte Maddox	33-yard interception return
10/15/16	@Virginia	Jordan Whitehead	59-yard interception return
11/26/16	Syracuse	Dane Jackson	20-yard interception return
9/16/17	Okla. State	Jason Pinnock	Fumble recovery in end zone
10/6/18	Syracuse	Dane Jackson	35-yard fumble return
10/5/19	@Duke	Paris Ford	26-yard interception return

Names in **bold** denote current players.

* Tangerine Bowl

** Military Bowl

SACK MASTERS:

- ✓ Pitt has compiled 49 sacks over 12 games this season, the Panthers' most since the 1987 squad had 54 sacks in 12 contests.
- ✓ Pitt's 49 sacks this season rank seventh in school history.
- ✓ The Panthers' heralded 1980 squad, which featured legendary defensive ends Hugh Green and Rickey Jackson, compiled an amazing 74 sacks in 12 games. Green (17) and Jackson (12) combined for 29 sacks themselves.
- ✓ Since the 2000 season, when the NCAA began tracking defensive statistics, this year's Pitt squad has collected the most sacks, surpassing the 2009 Panthers, who had 47 in 13 contests (3.62 per game).

PITT MOST TEAM SACKS IN A SEASON

No.	Year	Games	Sacks	Sacks/Game
1.	1980	12	74	6.17
2.	1981	12	54.5	4.54
3.	1987	12	54	4.50
4.	1985	11	52	4.73
	1982	12	52	4.33
6.	1986	11	50	4.55
7.	2019	12	49	4.08
8.	2009	13	47	3.62
9.	1983	12	46	3.83
	1977	12	46	3.83
11.	1976	12	45	3.75
12.	2016	13	43	3.31
	2011	13	43	3.31
	1988	11	43	3.91

PRESSURE UP FRONT:

- ✓ Of the Panthers' 49 sacks this season, 33 have come from defensive linemen (67%).
- ✓ Tackle Jaylen Twyman leads Pitt with 10.5 sacks. Twyman ranks 15th nationally (second in the ACC) with an average of 0.88 sacks per game.
- ✓ The last time an interior defensive lineman (nose tackle or defensive tackle) led the Panthers in sacks was in 2013, when unanimous All-American Aaron Donald had 11.
- ✓ The most sacks on record by a Pitt defensive tackle occurred in 1982 when Dave Puzzuoli had 12.

FORCING THE ISSUE:

- ✓ Pitt has two players who rank in the nation's top 20 in forced fumbles. Defensive end Patrick Jones II leads the ACC and ranks fifth nationally in forced fumbles with an average of 0.33 per game. Jones has four total forced fumbles on the season. Additionally, safety Paris Ford ranks 20th nationally (third in the ACC) with an average of 0.25 per contest (three total).
- ✓ The last time a Pitt player recorded five forced fumbles in a season was in 2006, when linebacker Clint Session accomplished the feat over 12 games. Prior to that, defensive end Claude Harriott had seven forced fumbles in 13 games during the 2002 season.

TERRIFIC TOTAL "D":

- ✓ Pitt ranks 11th nationally (second in the ACC) in total defense, yielding 302.5 yards per game.
- ✓ Pitt's current average would be its lowest since 2007 (297.7, 12 games).
- ✓ During Pat Narduzzi's tenure, the Panthers have held an opponent under 300 yards in total offense 15 times. The Panthers are 12-3 in those contests, including a 4-2 mark in 2019.

PITT TOP TOTAL DEFENSE GAMES UNDER PAT NARDUZZI

No.	Date	Opponent	Rush	Pass	Total	Result
1.	10/3/15	@Virginia Tech	9	91	100	W, 17-13
2.	9/12/15	@Akron	42	63	105	W, 24-7
3.	9/28/19	Delaware	43	127	170	W, 17-14
4.	9/3/16	Villanova	53	119	172	W, 28-7
5.	11/2/19	@Georgia Tech	86	108	194	W, 20-10
6.	10/26/19	Miami	54	154	208	L, 12-16
	12/31/18	vs. Stanford*	103	105	208	L, 13-14
8.	9/7/19	Ohio	35	177	212	W, 20-10
9.	11/24/17	Miami	45	187	232	W, 24-14
10.	11/2/18	@Virginia	44	205	249	W, 23-13
11.	11/23/19	@Virginia Tech	110	153	263	L, 0-28
12.	11/19/16	Duke	25	243	268	W, 56-14
13.	9/30/17	Rice	55	222	277	W, 42-10
14.	11/17/18	@Wake Forest	79	206	285	W, 34-13
15.	10/5/19	@Duke	123	165	288	W, 33-30

* Sun Bowl

Entries in **bold** denote current season

TURNOVER TALK:

- ✓ On the season, Pitt has gained 13 total turnovers (eight interceptions and five fumbles).
- ✓ In its 33-30 victory at Duke (Oct. 5), Pitt forced a season-high six turnovers (three interceptions and three fumbles). It was the highest amount of turnovers forced by the Panthers since Dec. 3, 2011, when they also had six against Syracuse (four fumbles and two interceptions).
- ✓ Safety Paris Ford has a team-high three interceptions, the most by a Pitt player since 2016, when corner Avonte Maddox also had three.
- ✓ The last Pitt player with more than three picks in a season was safety Jason Hendricks, who had six in 2012.
- ✓ A fumble return proved critical in Pitt's 20-10 win at Georgia Tech (Nov. 2). Linebacker Kylan Johnson forced a fumble at the goal line and linebacker Cam Bright returned it 79 yards. Pitt parlayed the turnover into a field goal and 10-point lead in the final period.
- ✓ Bright's fumble return was Pitt's longest since defensive end Brian Guzek had an 80-yard return for a score at Temple on Oct. 27, 2001.

GROUND DEFENSE:

- ✓ Pitt ranks 11th nationally in rushing defense, yielding an average of 106.9 yards per game.
- ✓ Pitt's current average would be the lowest since the 2009 team gave up 106.3 yards in 13 games on the ground. Prior to that, the Panthers gave up 97.0 yards rushing over 12 games in 2000.
- ✓ Under Pat Narduzzi, Pitt has held a total of 22 opponents under the 100-yard rushing mark (six this season). Pitt is 18-4 in such games, including a 10-3 mark against ACC foes.

LOWEST PITT OPPONENT RUSHING UNDER PAT NARDUZZI

No.	Date	Opponent	Att.-Yds.	Avg.	Result
1.	11/21/15	Louisville	24-(-1)	(-0.04)	W, 45-34
2.	10/3/15	@Virginia Tech	33-9	0.27	W, 17-13
3.	9/24/16	@North Carolina	22-18	0.82	L, 36-37
4.	11/19/16	Duke	22-25	1.14	W, 56-14
5.	9/7/19	Ohio	29-35	1.21	W, 20-10
6.	9/12/15	@Akron	24-42	1.75	W, 24-7
7.	9/28/19	Delaware	31-43	1.39	W, 17-14
8.	11/2/18	@Virginia	26-44	1.69	W, 23-13
9.	11/24/17	Miami	23-45	1.96	W, 24-14
10.	11/12/16	@Clemson	25-50	2.00	W, 43-42
11.	10/18/19	@Syracuse	34-51	1.50	W, 27-20
12.	9/3/16	Villanova	33-53	1.61	W, 28-7
13.	10/26/19	Miami	27-54	2.00	L, 12-16
14.	9/30/17	Rice	23-55	2.39	W, 42-10
15.	9/1/18	Albany	28-60	2.14	W, 33-7
16.	9/10/16	Penn State	31-74	2.39	W, 42-39
17.	10/21/17	@Duke	26-76	2.92	W, 24-17
18.	10/13/18	@Notre Dame	38-80	2.11	L, 14-19
19.	9/21/19	UCF	34-85	2.50	W, 35-34
20.	11/2/19	@Georgia Tech	29-86	2.97	W, 20-10
	10/15/16	@Virginia	26-86	3.31	W, 45-31
22.	11/9/17	North Carolina	32-96	3.00	L, 31-34

Entries in **bold** denote current season

SPECIAL TEAMS NOTES

TRACKING THE ALL-TIME LEADERS:

- ✓ Alex Kessman has 231 points for his career and ranks fourth on Pitt's all-time kick scoring list. In overall career scoring, Kessman ranks seventh. Kessman has made 99-of-102 extra points and 44-of-64 field goals for his career.
- ✓ Kessman ranks 10th nationally and third in the ACC with an average of 1.67 field goals per game this season. He is 20 of 28 (71.4%) on field goals through 12 games.
- ✓ Kessman finished the season in a flurry, making 16 of his last 18 field goal tries.

PITT KICK SCORING IN A CAREER

No.	Name (Years)	PAT	FG	Pts.
1.	Chris Blewitt (2013-16)	198	55	363
2.	Carson Long (1973-76)	133	45	268
3.	Conor Lee (2006-08)	113	50	263
4.	Alex Kessman (2017-)	99	44	231
5.	Nick Lotz (1998-2001)	100	38	214
6.	Dan Hutchins (2008-10)	86	41	209
7.	Kevin Harper (2009-12)	72	41	195
8.	Mark Schubert (1977-79)	95	31	188
9.	Chris Ferencik (1995-98)	91	28	175
10.	Scott Kaplan (1989-92)	67*	30	158

* includes one 2-point conversion

PITT OVERALL SCORING IN A CAREER

No.	Name (Years)	TD	PAT	FG	Pts.
1.	Tony Dorsett (1973-76)	63	1(2 pt.)	0	380
2.	Chris Blewitt (2013-16)	0	198	55	363
3.	James Conner (2013-16)	56	1(2 pt.)	0	338
4.	Carson Long (1973-76)	0	133	45	268
5.	Conor Lee (2006-08)	0	113	50	263
6.	Andy Hastings (1914-16, '19)	30	36	13	255
7.	Alex Kessman (2017-)	0	99	44	231
8.	Ray Graham (2009-12)	36	0	0	216
	LeSean McCoy (2007-08)	36	0	0	216
10.	Nick Lotz (1998-2001)	0	100	38	214

IMPRESSIVE COMPANY:

- ✓ There are only 19 field goals of 50 yards or more on record at Pitt. A school-record seven have been made by current Pitt kicker Alex Kessman. Chris Blewitt (2013-16) is second all-time at Pitt with four field goals of 50 yards or more. Kessman and Blewitt share the school record for longest field goal (56 yards).

ALL-TIME LONGEST PITT FIELD GOALS

No.	Date	Name	Opponent	Distance
1.	10/7/17	Alex Kessman	@Syracuse	56
	10/17/15	Chris Blewitt	@Georgia Tech	56
3.	10/6/18	Alex Kessman	Syracuse	55%
	9/23/17	Alex Kessman	@Georgia Tech	55
5.	10/26/19	Alex Kessman	Miami	54
	10/27/18	Alex Kessman	Duke	54
	10/6/18	Alex Kessman	Syracuse	54
	9/3/94	David Merrick	Texas	54
9.	11/2/18	Alex Kessman	@Virginia	53
10.	1/2/15	Chris Blewitt	vs. Houston	52*
	11/5/11	Kevin Harper	Cincinnati	52
	9/29/84	Mark Brasco	West Virginia	52
	11/16/74	Carson Long	@Notre Dame	52
	11/11/61	Fred Cox	Notre Dame	52
15.	11/14/15	Chris Blewitt	@Duke	51
	11/11/78	David Trout	West Virginia	51
17.	9/24/16	Chris Blewitt	@North Carolina	50
	9/25/76	Carson Long	Temple	50
	11/24/73	Carson Long	@Penn State	50

% Heinz Field record (NFL and collegiate)

* Lockheed Martin Armed Forces Bowl

BIG FOOT:

- ✓ Alex Kessman owns the longest field goal at Heinz Field by a professional or collegian (55 yards vs. Syracuse, Oct. 6, 2018).
- ✓ The longest NFL field goal at Heinz Field is 53 yards by Chris Boswell (Pittsburgh Steelers) and Dan Bailey (Dallas Cowboys).

RETURN GAME TOUCHDOWNS:

- ✓ Since the 2000 season, Pitt has 25 kick returns for touchdowns (13 on kickoffs and 12 on punts). Thirteen of those TDs have occurred during Pat Narduzzi's tenure.
- ✓ Redshirt freshman linebacker Wendell Davis returned a blocked punt (by Aaron Mathews) 18 yards for a touchdown against UCF this season (Sept. 21).

PITT GAME NOTES AND ANECDOTES



PITT KICKOFF RETURN TDs SINCE 2000

Date	Opponent	Player	Yards
9/23/00	Rutgers	Torrie Cox	86
9/18/04	Nebraska	Marcus Furman	96
9/9/05	@Ohio	LaRod Stephens-Howling	95
11/3/05	@Louisville	Terrell Allen	97
10/13/06	@UCF	Lowell Robinson	97
10/15/11	Utah	Buddy Jackson	98
9/5/15	YSU	Avonte Maddox	89
12/28/15	vs. Navy*	Quadree Henderson	100
9/3/16	Villanova	Quadree Henderson	96
10/15/16	@Virginia	Quadree Henderson	93
11/5/16	@Miami	Quadree Henderson	100
9/1/18	Albany	Maurice Ffrench	91
10/13/18	@Notre Dame	Maurice Ffrench	99

Names in **bold** denote current players.

* Military Bowl

PITT PUNT RETURN TDs SINCE 2000

Date	Opponent	Player	Yards
12/26/02	Oregon State*	Shawn Robinson	66
10/8/05	Cincinnati	Darrelle Revis	79
11/16/06	West Virginia	Darrelle Revis	73
10/15/11	Utah+	Antwuan Reed	10 (BLK)
10/13/12	Louisville\$	Todd Thomas	41 (BLK)
12/26/13	Bowling Green#	Tyler Boyd	54
9/19/15	@Iowa%	Pat Amara Jr.	28 (BLK)
11/19/16	Duke	Quadree Henderson	65
9/23/17	@Georgia Tech	Quadree Henderson	80
10/28/17	Virginia	Quadree Henderson	75
9/29/18	@UCF	Rafael Araujo-Lopes	86
9/21/19	UCF^	Wendell Davis	18 (BLK)

Names in **bold** denote current players.

* Insight Bowl

+ Antwuan Reed returned blocked punt by Andrew Taglianetti for TD

\$ Todd Thomas recovered his own blocked punt in end zone

Little Caesars Pizza Bowl

% Pat Amara Jr. returned blocked punt by Ryan Lewis for TD

^ Wendell Davis returned blocked punt by Aaron Mathews for TD

BLOCK PARTY:

- ✓ The Panthers have two blocked punts this season. Pitt ranks 28th nationally and second in the ACC in overall blocks. Pitt, Duke and Georgia Tech lead the ACC and rank fifth nationally in blocked punts with two.
- ✓ Aaron Mathews' punt block against UCF (Sept. 21) was returned for an 18-yard touchdown by Wendell Davis in a 35-34 victory.
- ✓ In the Panthers' 17-14 win over Delaware (Sept. 28), Davis himself blocked a punt that Pitt parlayed into a TD six plays later.
- ✓ Since the 2000 season, Pitt has blocked 57 kicks overall. That total includes 12 blocks under Pat Narduzzi (since 2015).
- ✓ Since 2000, Pitt has blocked at least one kick every season with the exception of the 2018 campaign.
- ✓ Prior to 2018, the last season Pitt failed to record any blocked kicks was 1997.

PITT'S BLOCKED KICKS SINCE 2000

Date	Opponent	Player	Type
9/2/00	Kent State	Ryan Smith	Field Goal
9/23/00	Rutgers	Mark Ponko	Punt
11/24/00	West Virginia	Mark Ponko	Field Goal
9/27/01	Miami (Fla.)	Torrie Cox	Punt
10/27/01	@Temple	Jay Junko	Punt
8/31/02	Ohio	Lewis Moore	Field Goal
10/26/02	Boston College	Brian Guzek	Field Goal
11/9/02	Temple	Shawntae Spencer	Punt
11/21/02	@Miami (Fla.)	Shawntae Spencer	Punt
9/6/03	Kent State	Sam Bryant	Punt
10/18/03	@Rutgers	J.J. Horne	PAT
10/25/03	Syracuse	H.B. Blades	Punt
11/22/03	@Temple	Claude Harriott	Punt
9/11/04	Ohio	Keith Malley	Punt
11/25/04	West Virginia	J.J. Horne	Field Goal
10/8/05	Cincinnati	Adam Gunn	Punt
11/12/05	Connecticut	Darrelle Revis	Field Goal*
11/12/05	Connecticut	Adam Gunn	Punt
11/4/06	@USF	H.B. Blades	Field Goal
11/25/06	Louisville	H.B. Blades	Field Goal
9/8/07	Grambling	Brian Kaiser	Punt
9/15/07	@Michigan State	Tommie Duhart	Field Goal
9/29/07	@Virginia	Joe Clermond	PAT
10/27/07	@Louisville	John Malecki	Field Goal
8/30/08	Bowling Green	Greg Romeus	PAT
9/6/08	Buffalo	Tommie Duhart	Field Goal
9/20/08	Iowa	Andrew Taglianetti	Punt
10/2/08	@USF	Aaron Berry	Field Goal
10/25/08	Rutgers	Greg Romeus	2 PATs
11/1/08	@Notre Dame	Andrew Taglianetti	Punt
11/22/08	@Cincinnati	Greg Williams	Field Goal
11/22/08	@Cincinnati	Andrew Taglianetti	Punt
12/6/08	@Connecticut	Mike Toerper	Punt
9/26/09	@NC State	Chas Alecxih	Field Goal
11/14/09	Notre Dame	Greg Romeus	PAT
12/05/09	Cincinnati	Nate Nix	Punt
9/2/10	@Utah	Antwuan Reed	Punt
11/20/10	@USF	Andrew Taglianetti	Punt
1/8/11	vs. Kentucky	Andrew Taglianetti	Punt%
10/15/11	Utah	Andrew Taglianetti	Punt#
10/13/12	Louisville	Todd Thomas	Punt\$
11/23/13	@Syracuse	Aaron Donald	PAT
10/4/14	@Virginia	Dontez Ford	Punt
1/2/15	vs. Houston	Team	PAT!
9/19/15	@Iowa	Ryan Lewis	Punt+
10/10/15	Virginia	Ejuan Price	PAT
10/17/15	@Georgia Tech	Shakir Soto	Field Goal
10/29/15	North Carolina	Quintin Wirginis	Punt
12/28/15	vs. Navy	Avonte Maddox	PAT**
9/17/16	@Oklahoma State	George Aston	Punt
11/26/16	Syracuse	Ejuan Price	PAT
12/28/16	vs. Northwestern	Chawntez Moss	Punt***
9/2/17	Youngstown State	James Folston Jr.	Punt
10/21/17	@Duke	Alex Bookser	Field Goal
9/21/19	UCF	Aaron Mathews	Punt^
9/28/19	Delaware	Wendell Davis	Punt

Names in **bold** denote current players.

* returned 71 yards for a TD by Bernard "Josh" Lay

% BBVA Compass Bowl

returned 10 yards for a TD by Antwuan Reed

\$ recovered in end zone for a TD by Todd Thomas

! Lockheed Martin Armed Forces Bowl

+ returned 28 yards for a TD by Pat Amara Jr.

** Military Bowl

*** Pinstripe Bowl

^ returned 18 yards for a TD by Wendell Davis

2019 HONORS AND AWARDS



DESLIN ALEXANDRE—DEFENSIVE END

- ✓ Pro Football Focus ACC Team of the Week (first team) (North Carolina)

HABAKKUK BALDONADO—DEFENSIVE END

- ✓ Pro Football Focus ACC Team of the Week (first team) (Delaware)
- ✓ FWAA Freshman All-American Midseason Watch List

CAM BRIGHT—LINEBACKER

- ✓ Pro Football Focus All-ACC (third team)
- ✓ Pro Football Focus National Team of the Week (Duke)
- ✓ Pro Football Focus ACC Team of the Week (first team) (Duke)
- ✓ Pro Football Focus ACC Team of the Week (first team) (Georgia Tech)

KIRK CHRISTODOULOU—PUNTER

- ✓ Pro Football Focus All-ACC (third team)
- ✓ Ray Guy "Ray's 8" Punters of the Week (Penn State)
- ✓ Ray Guy Award Watch List

MAURICE FFRENCH—ALL-PURPOSE

- ✓ All-ACC (third team, WR/AP)
- ✓ Honorable Mention All-ACC (SP)
- ✓ Pro Football Focus Honorable Mention All-ACC (WR/PR)
- ✓ Pro Football Focus ACC Team of the Week (first team) (Ohio)
- ✓ Pro Football Focus ACC Team of the Week (first team) (Syracuse)
- ✓ Pro Football Focus ACC Team of the Week (second team) (Georgia Tech)
- ✓ Maxwell Award Watch List
- ✓ Paul Hornung Award Watch List

PARIS FORD—SAFETY

- ✓ All-ACC (first team)
- ✓ Pro Football Focus All-ACC (first team)
- ✓ ACC Defensive Back of the Week (Duke)
- ✓ Pro Football Focus National Team of the Week (Duke)
- ✓ Pro Football Focus ACC Team of the Week (first team) (Duke)
- ✓ Pro Football Focus National Team of the Week (Syracuse)
- ✓ Pro Football Focus ACC Team of the Week (first team) (Syracuse)
- ✓ Pro Football Focus ACC Team of the Week (first team) (Miami)

DAMAR HAMLIN—SAFETY

- ✓ Pro Football Focus ACC Team of the Week (second team) (Delaware)
- ✓ Pro Football Focus ACC Team of the Week (first team) (Syracuse)
- ✓ Chuck Bednarik Award Watch List

BRYCE HARGROVE—OFFENSIVE GUARD

- ✓ All-ACC (third team)
- ✓ ACC Offensive Lineman of the Week (UCF)
- ✓ Pro Football Focus ACC Team of the Week (second team) (Ohio)
- ✓ Pro Football Focus ACC Team of the Week (second team) (Delaware)

DANE JACKSON—CORNERBACK

- ✓ All-ACC (second team)
- ✓ Pro Football Focus All-ACC (third team)
- ✓ Pro Football Focus ACC Team of the Week (first team) (Ohio)
- ✓ Pro Football Focus ACC Team of the Week (first team) (UCF)
- ✓ Pro Football Focus ACC Team of the Week (first team) (Duke)

SHOCKY JACQUES-LOUIS—WIDE RECEIVER

- ✓ Pro Football Focus ACC Team of the Week (first team) (North Carolina)

KYLAN JOHNSON—LINEBACKER

- ✓ Honorable Mention All-ACC
- ✓ Pro Football Focus All-ACC (second team)
- ✓ Pro Football Focus ACC Team of the Week (first team) (Duke)

PATRICK JONES II—DEFENSIVE END

- ✓ All-ACC (second team)
- ✓ Pro Football Focus Honorable Mention All-American
- ✓ Pro Football Focus All-ACC (first team)
- ✓ Pro Football Focus ACC Team of the Week (first team) (Delaware)
- ✓ ACC Defensive Lineman of the Week (Duke)
- ✓ Pro Football Focus ACC Team of the Week (first team) (Duke)
- ✓ Pro Football Focus ACC Team of the Week (first team) (Miami)
- ✓ Pro Football Focus ACC Team of the Week (first team) (Georgia Tech)
- ✓ Ted Hendricks Defensive End of the Year Award Watch List

ALEX KESSMAN—PLACEKICKER

- ✓ ACC Specialist of the Week (Miami)
- ✓ Lou Groza Award Watch List

JAKE KRADEL—OFFENSIVE GUARD

- ✓ Pro Football Focus ACC Team of the Week (first team) (Duke)

TAYSIR MACK—WIDE RECEIVER

- ✓ Pro Football Focus ACC Team of the Week (second team) (Delaware)
- ✓ Pro Football Focus ACC Team of the Week (first team) (Duke)
- ✓ Biletnikoff Award Watch List

AARON MATHEWS—WIDE RECEIVER

- ✓ ACC Specialist of the Week (UCF)
- ✓ Paul Hornung Award Weekly Honor Roll (UCF)

DAMARRI MATHIS—CORNERBACK

- ✓ Pro Football Focus All-ACC (third team)
- ✓ Pro Football Focus ACC Team of the Week (second team) (Delaware)
- ✓ Pro Football Focus ACC Team of the Week (second team) (Duke)
- ✓ Pro Football Focus ACC Team of the Week (second team) (Georgia Tech)
- ✓ Pro Football Focus ACC Team of the Week (first team) (North Carolina)

JIM MEDURE—TIGHT END

- ✓ National Football Foundation William V. Campbell Trophy Semifinalist

JIMMY MORRISSEY—CENTER

- ✓ All-ACC (first team)
- ✓ Pro Football Focus All-ACC (first team)
- ✓ Pro Football Focus ACC Team of the Week (first team) (UCF)
- ✓ Pro Football Focus ACC Team of the Week (second team) (Syracuse)
- ✓ Pro Football Focus ACC Team of the Week (second team) (Miami)
- ✓ Burlsworth Trophy Nominee
- ✓ Outland Trophy Watch List
- ✓ Rimington Trophy Watch List

KENNY PICKETT—QUARTERBACK

- ✓ ACC Quarterback of the Week (UCF)
- ✓ Davey O'Brien Award "Great 8" (UCF)
- ✓ ACC Quarterback of the Week (North Carolina)
- ✓ Pro Football Focus ACC Team of the Week (second team) (Syracuse)

TODD SIBLEY—RUNNING BACK

- ✓ Pro Football Focus ACC Team of the Week (second team) (Delaware)

TRE TIPTON—WIDE RECEIVER

- ✓ Allstate AFCA Good Works Team
- ✓ Wuerffel Trophy Watch List

JAYLEN TWYMAN—DEFENSIVE TACKLE

- ✓ Associated Press All-American (second team)
- ✓ Walter Camp All-American (second team)
- ✓ All-ACC (first team)
- ✓ Pro Football Focus All-ACC (second team)
- ✓ ACC Defensive Lineman of the Week (North Carolina)
- ✓ Outland Trophy National Defensive Player of the Month (September)
- ✓ Pro Football Focus ACC Team of the Week (first team) (Delaware)
- ✓ Pro Football Focus ACC Team of the Week (Boston College)
- ✓ Chuck Bednarik Award Watch List

AMIR WATTS—DEFENSIVE TACKLE

- ✓ Honorable Mention All-ACC

RANDY BATES—DEFENSIVE COORDINATOR

- ✓ Broyles Award Nominee (top assistant coach)

(as of December 16)

KEY CONTRIBUTORS: OFFENSE



— QUARTERBACKS —

8



QB

Kenny Pickett
JR • 6-2 • 225

- In his second full season as Pitt's QB
- 26 career starts in 29 games
- 2019: 262-of-430 (61%) for 2,737 yards, 10 TD, 9 INT ... 105 rushing yards, 2 TD
- Caught TD pass on "Pitt Special" vs. UCF
- 2018: 180-of-310 (58%) for 1,969 yards, 12 TD, 6 INT ... 220 rush yards, 3 TD
- Helped Pitt upset No. 2 Miami in first career start in 2017 regular-season finale

12




QB

Nick Patti
FR* • 6-3 • 215

- 6 games played in his first active season
- 2019: 26-for-43 (61%) for 301 yards, 3 TD, 1 INT ... 27 rushing yards
- Started the win over Delaware (Sept. 28)
- Was 23-for-37 (62%) for 271 yards with 2 TD, 1 INT vs. Delaware with Pickett out
- Threw a 6-yard TD pass vs. UCF (Sept. 21) with Pickett out injured for a series

— RUNNING BACKS —

21



RB

A.J. Davis
JR • 6-0 • 215

- 28 career games with 7 starts (all in '19)
- 2019: 532 yards on 126 carries with 4 TD and 22 receptions for 264 yards
- Posted first 100-yard game when rushing for 103 yards, TD at Syracuse (Oct. 18)
- Saw limited action in 2017 and '18
- Heavily recruited RB from Lakeland, Fla.
- 2017 Under Armour HS All-American

23



RB

Todd Sibley Jr.
SO* • 5-9 • 225

- 15 career games with 2 starts (both in '19)
- 2019: 249 yards on 50 carries
- Had career-high 106 yards on 22 carries in start vs. Delaware (Sept. 28)
- His 33-yard run vs. Miami (Oct. 26) was the longest of his Pitt career
- Heavily recruited RB from Akron, Ohio
- 2017 Under Armour HS All-American

22



RB

Vincent Davis
FR • 5-8 • 170

- Has played in 10 games as a true freshman
- Panthers' 3rd-leading rusher (245 yards)
- Paces the Pitt RBs in yards/carry (5.3)
- Also tied for team lead in rushing TDs (4)
- Owns Pitt's two longest runs of the year: 61-yard TD at GT and 39-yard TD vs. BC
- Also scored vs. Ohio and at Penn State
- Led Cardinal Gibbons to Florida state title

19



RB

V'Lique Carter
SO • 5-9 • 185

- 19 career games with 4 starts (all in '19)
- 2019: 231 rushing yards on 62 carries with 16 catches for 173 yards, 2 TD
- TD receptions vs. Delaware and at Duke
- Caught game-winning 26-yard TD in final minute at Duke
- Praised by coaches for his toughness
- Former DB ... became an offensive player after an explosive debut vs. Duke in 2018

— WIDE RECEIVERS —

2




WR

Maurice Ffrench
SR • 5-11 • 200

- Third Team All-ACC selection (WR/AP)
- 45 career games with 21 starts
- 2019: 84 catches, 685 yards, 3 TD
- 8.4 receptions/game rank third in FBS
- Career-high 11 catches at Georgia Tech
- 2 career KR TDs (vs. Albany and ND, 2018)
- 2018: 35 catches, 515 yards, 6 TD
- Has scored 7 career TDs of 50+ yards
- Team captain

11



WR

Taysir Mack
JR* • 6-2 • 205

- Second season at Pitt; Indiana transfer
- 35 career games with 24 starts
- 2019: 62 catches, 711 yards, 2 TD
- Career-high 12 catches (125 yards) at PSU
- Midseason addition to Biletnikoff watch list
- 2018: 25 catches for 557 yards with 1 TD
- Averaged 22.3 yards/catch to top the ACC and rank second nationally in 2018
- 63-yard TD at Wake Forest in 2018

6



WR

Aaron Mathews
SR • 6-4 • 220

- 50 career games with 13 starts
- 2019: 13 catches, 220 yards, 1 TD
- Recorded first career TD catch (43 yards) on a trick play at Syracuse (Oct. 18)
- Threw winning TD pass vs. UCF (Sept. 21)
- 2018: 9 catches, 120 yards
- Attended Clairton, same high school as former Pitt great Tyler Boyd (now with the Cincinnati Bengals)

18



WR

Shocky Jacques-Louis
SO • 6-0 • 185

- 21 career games with 8 starts
- Emerging receiving threat after injury limited him earlier this season
- 2019: 19 catches, 280 yards, 2 TD; also has rushed for 66 yards on 12 carries
- Career-high 104 yards on four catches vs. UNC (Nov. 14), including 74-yard TD

82



WR

Jared Wayne
FR • 6-3 • 190

- Has played in 7 games with three starts
- 15 catches, 215 yards in his debut season
- Had 6 catches, 100 yards vs. BC (Nov. 30)
- First Pitt freshman with a 100-yard receiving game since Tyler Boyd in '13
- 14 total receptions in Pitt's last 3 games
- Native of Peterborough, Ontario, Canada
- Attended Clearwater Academy Int. (Fla.)

88



WR

Dontavius Butler-Jenkins
SO* • 6-0 • 215

- 23 career games with 2 starts
- 2019: 6 receptions, 65 yards, 1 TD
- Pulled in a 6-yard TD vs. UCF (Sept. 21)
- Finished with a career-high 4 catches for 25 yards in thrilling upset of the Knights
- Career-long 27-yard catch at PSU (Sept. 14)

83



WR

John Vardzel
FR* • 5-10 • 185


- 10 games played in his first active season
- 2019: 3 catches for 6 yards while also posting 7 punt return yards on 5 attempts
- Took over as Pitt's primary punt returner after Maurice Ffrench injury at GT (Nov. 2)
- Brother, Michael, is also a walk-on WR
- Grew up in Charleston, S.C., but moved with family to Pittsburgh area and played at local power North Allegheny

KEY CONTRIBUTORS: OFFENSE



— TIGHT ENDS —

86



TE

Nakia Griffin-Stewart
SR* • 6-5 • 260

- Graduate transfer from Rutgers
- 37 career games with 16 starts (11 for Pitt)
- 2019: 17 catches for 175 yards with 1 TD
- Caught a 4-yard TD at Duke (Oct. 5)
- 30 career catches for 272 yards with 2 TD
- Two-time Academic All-Big Ten honoree
- Enrolled in Pitt's School of Education

10



TE

Will Gragg
SR* • 6-4 • 245

- Graduate transfer from Arkansas who is in his second season at Pitt
- 35 career games, 6 starts (all for Pitt)
- 2019: 18 receptions for 141 yards
- At Arkansas: 5 catches for 61 yards
- Brother, Chris Gragg, played 5 years in the NFL with the Buffalo Bills and NY Jets
- Enrolled in Pitt's School of Social Work

84



TE

Grant Carrigan
SO* • 6-7 • 280

- 26 career games with one start
- Seeking his first career catch
- Regular contributor in run blocking scenarios and on special teams
- Father, Rich, played basketball at Pitt from 1984-88
- Las Vegas native who attended local Pittsburgh H.S. power Pine-Richland

— FULLBACKS —

37




FB

Rashad Wheeler
JR* • 6-3 • 280

- 37 career games with 1 start
- First year at FB for Pitt's offense
- Started the opener vs. Virginia (Aug. 31)
- 3-yard catch vs. Boston College (Nov. 30)
- Lettered twice as reserve DT in 2017-18
- Career: 16 tackles, 3 TFL, 1 sack
- Pittsburgh native who attended local power Pittsburgh Central Catholic

81




FB

Jim Medure
SR* • 6-2 • 235

- 36 career games in various roles
- 11 games in 2019 with 4 tackles
- Walk-on who lettered in '17, '18, '19 as a special teams regular...also played LB, TE
- Awarded scholarship prior to '18 season
- Earned his degree in biological sciences and pursuing a degree in sociology now
- Plans to enroll in medical school

— PLACEKICKER —

97




PK

Alex Kessman
JR* • 6-3 • 195

- Third-year starting PK
- 2019: 20-of-28 FG, 25-of-26 PAT
- Leads the Panthers with 85 points
- Made 16-of-18 FG in Pitt's final 7 games
- Holds Pitt record with 7 FGs of 50+ yards
- Shares Pitt record for longest FG (56 yards at Syracuse, 2017)
- Owns longest FG ever at Heinz Field, pro or college (55 vs. Syracuse, 2018)

— OFFENSIVE LINEMEN —

67



C

Jimmy Morrissey
JR* • 6-3 • 305

- 2019 First Team All-ACC at center
- 35 career games, all in a starting role
- Has not allowed a QB sack this season
- Also rates as Pitt's top run blocker
- Selected by teammates as a team captain
- 2018 Third Team All-ACC at center
- Former walk-on from Philadelphia area
- Won starting center job in 2017's camp and was quickly awarded a scholarship

71




LG

Bryce Hargrove
JR* • 6-4 • 315

- 2019 Third Team All-ACC at guard
- 27 career games with 15 total starts
- Allowed just one sack this season and graded among ACC's top run blockers
- ACC Offensive Lineman of the Week on Sept. 23 after his performance vs. UCF
- Started 15 consecutive games at LG for the Panthers, dating back to 2018 season

53



RG

Jake Kradel
FR* • 6-3 • 300

- Played in 11 games with 6 starts in 2019, his first season of active duty
- Started the final six games of the regular season at RG, dating back to the Oct. 18 Syracuse contest
- All-State honoree in high school from Butler, Pa., just north of Pittsburgh

77



LT

Carter Warren
SO* • 6-5 • 320

- Has started all 12 games at LT
- The 2019 season marked the first playing time of his career (redshirted in '17 and did not play in any games in '18)
- Blindside protector for a Pitt attack that ranks 9th in FBS with 474 pass attempts

70




RT

Nolan Ulizio
SR* • 6-5 • 320

- Graduate transfer from Michigan
- Started all 12 games at RT for Pitt
- At Michigan: 17 games, 5 starts
- Key pass protector for a Pitt attack that ranks 9th in FBS with 474 pass attempts
- Enrolled in Pitt's prestigious Katz Graduate School of Business

57




OL

Gabe Houy
SO* • 6-6 • 310

- 17 career games with 7 starts
- Started Pitt's first 6 games at RG in 2019
- Injured at Duke on Oct. 5, missed Oct. 18 Syracuse game, returned Oct. 26 vs. Miami
- Utilized at RG and RT off the bench in the final 5 games of Pitt's regular season
- Started Pitt's 2018 season opener at RT

59



OL

Carson Van Lynn
SO* • 6-5 • 300

- 24 career games with 5 starts
- Played in all 12 games this season as a reserve OL
- Appeared regularly this season as an extra OL in special personnel groupings
- Started 5 games in '18 at TE

KEY CONTRIBUTORS: DEFENSE




— DEFENSIVE ENDS —



91 DE

Patrick Jones II
JR* • 6-5 • 260

- 2019 Second Team All-ACC
- 36 career games with 12 starts (all in '19)
- 2019: 43 tackles, 12 TFL, 8.5 sacks
- Team-high 18 QB Hurries and 4 FF
- Was unstoppable in the month of October, tallying 6.5 TFL, 5 sacks, 3 FF in 3 games
- Had 2 crucial strip sacks at Duke (Oct. 5)
- Born on a U.S. military base in Japan while his father, Patrick Sr., was on duty



5 DE

Deslin Alexandre
SO* • 6-4 • 265


- 25 career games with 12 starts (all in '19)
- Elevated to a starting role after returning DE Rashad Weaver was injured in camp
- 2019: 32 tackles, 9 TFL, 5.5 sacks
- Posted career-high 1.5 sacks in win vs. UCF (Sept. 21)
- Career-high 2 TFL in win vs. UNC (Nov. 14)



87 DE

Habakkuk Baldonado
FR* • 6-5 • 250

- 13 career games, including all 12 in '19
- Top reserve for Pitt's vaunted pass rush
- 2019: 29 tackles, 5.5 TFL, 4 sacks
- 2 TFL, 1 sack in win over UCF (Sept. 21)
- Recovered fumble in win at Duke (Oct. 5)
- Native of Rome, Italy who played just one year of high school football in Florida
- Posted 30.5 sacks at Clearwater Academy




6 DE

John Morgan
FR* • 6-2 • 255

- 15 career games, including all 12 in '19
- 2019: 13 tackles, 4 TFL, 2 sacks
- 2 TFL in dramatic win over UCF (Sept. 21)
- Had first career sack at Syracuse (Oct. 18)
- Tallied another sack at Ga. Tech (Nov. 2)


— PUNTERS —



98 P

Kirk Christodoulou
SO* • 6-1 • 210

- Second-year punter for the Panthers
- 2019: 52 punts for average of 42.7 yards with 22 punts downed inside the 20
- 28 career punts of 50+ yards
- Career-long: 73 yards at Miami in 2018
- Native of Melbourne, Australia
- Product of the famed Prokick Australia
- Friends w/ Steelers' Aussie P Jordan Berry




97 PK

Alex Kessman
JR* • 6-3 • 195

- Featured kicker for Pitt who has recently debuted at punter, with success
- 2019: 9 punts for average of 43.2 yards
- Had 5 punts downed inside the 20 and booted a 54-yard punt at VT (Nov. 23)
- Also serves as Pitt's kickoff specialist with 32 touchbacks this season
- No stranger to playing multiple positions; was starting QB, DB, PK, P in high school

— DEFENSIVE TACKLES —



97 DT

Jaylen Twyman
SO* • 6-2 • 290


- 2nd Team All-American (AP/Walter Camp)
- 2019 First Team All-ACC selection
- Nation's top interior pass rusher
- 25 games, 13 starts (12 starts in '19)
- 2019: 38 tackles, 12 TFL, 10.5 sacks
- Career-high 3 sacks vs. Ohio (Sept. 7)
- 2.5 sacks vs. UNC and 1.5 sacks at PSU
- Changed from No. 55 to No. 97 to honor Pitt great and NFL star Aaron Donald



34 DT

Amir Watts
SR • 6-3 • 295

- 2019 Honorable Mention All-ACC
- 45 career games with 25 starts
- Only senior on Pitt's defensive line
- 2019: 22 tackles, 7 TFL, 2 sacks
- Started the last 10 games and credited with a TFL in 6 of Pitt's final 8 games



95 DT

Devin Danielson
FR* • 6-1 • 295

- 15 career games with 1 start
- A top reserve at DT, playing in 12 games
- Earned his first start vs. Ohio (Sept. 7)
- 2019: 12 tackles, 1 TFL
- 1st career TFL vs. Boston College (Nov. 30)
- Pittsburgh native and product of local powerhouse Thomas Jefferson H.S.
- Tallied 20 sacks in dominant prep career



92 DT

Tyler Bentley
FR* • 6-2 • 300

- Played in all 12 games in first active season
- 2019: 6 tackles, 1.5 TFL
- Posted season-high 2 stops at Virginia Tech (Nov. 23)
- Had solo TFL in win vs. UNC (Nov. 14)
- Father, Henry, played football at Southern



2 DT

David Green
FR* • 6-0 • 285

- 11 games played in first active season
- Recorded his first career tackle with an assisted stop in the win at Duke (Oct. 5)
- Graduated from traditional powerhouse Pittsburgh Central Catholic

KEY CONTRIBUTORS: DEFENSE



— LINEBACKERS —

9  **LB**
Saleem Brightwell
SR* • 6-0 • 230

- 48 career games with 24 starts
- Starting Middle LB in Pitt's last 9 games
- 2019: 54 tackles, 3.5 TFL, 1.5 sacks
- Season-high 12 tackles at Duke (Oct. 5)
- Posted 2 TFL at Virginia Tech (Nov. 23)
- Played primary OLB in 2016 and 2018
- Served as Pitt's starting MLB in 2017
- Career: 188 tackles, 12.5 TFL, 4.5 sacks, 2 INT

28  **LB**
Kylan Johnson
SR* • 6-2 • 230

- 2019 Honorable Mention All-ACC
- Impact grad transfer from Florida, starting all 12 games in his only season at Pitt
- 2019: 51 tackles, 10.5 TFL, 6.5 sacks with 2 FF, 1 FR and 2 PBU as well
- Recorded a TFL in 9 games this season
- At Florida: 33 games, 9 starts, 83 tackles

24  **LB**
Phil Campbell III
JR* • 6-1 • 220

- 32 career games with 9 starts (8 in '19)
- Productive first-year LB (former safety)
- 2019: 52 tackles, 6 TFL, 3.5 sacks while adding 2 FF, 1 FR and 1 INT
- Had a key INT in win over UCF (Sept. 21)
- Solo sacks vs. PSU, Syracuse and UNC
- Conway Award winner as one of Pitt's most improved players last spring

38  **LB**
Cam Bright
SO* • 6-0 • 225

- 26 career games with 3 starts (all in '19)
- Splits time with Campbell at Star (weakside)
- 2019: 56 tackles, 9 TFL, 1 FF, 1 FR
- 79-yard fumble return at Ga. Tech (Nov. 2)
- Career-high 9 tackles vs. UNC (Nov. 14)
- Career-high 3 TFL at Va. Tech (Nov. 23)
- Cleveland, Ohio native who played his senior year at Park Crossing H.S. in Alabama

36  **LB**
Chase Pine
JR* • 6-2 • 250

- 33 career games with 2 starts
- 2019: 18 tackles, 4 TFL, 0.5 sacks
- Started at Middle LB vs. Ohio (Sept. 7)
- Season-high 5 tackles, 1.5 TFL vs. Ohio
- Assisted on a sack at Syracuse (Oct. 18)
- Added solo TFLs in the wins against Georgia Tech (Nov. 2) and UNC (Nov. 14)

20  **LB**
Wendell Davis
FR* • 6-2 • 240

- 15 career games as a reserve LB
- 2019: 9 tackles, 1 TFL, 1 sack
- Posted a solo sack vs. Ohio (Sept. 7)
- Returned a blocked punt 18 yards for a TD in the thrilling win over UCF (Sept. 21)
- Also blocked a punt himself in the victory against Delaware (Sept. 28)

— SAFETIES —

12  **SS**
Paris Ford
SO* • 6-0 • 190

- 2019 First Team All-ACC
- Explosive hitter and ball-hawking safety
- 21 career games with 10 starts (all in '19)
- 2019: Team-high 86 tackles with 2 TFL along with 3 INT, 3 FF and 11 PBU
- Had 2 INT, including a TD, at Duke (Oct. 5)
- Clinched win at GT (Nov. 2) with late INT
- Highly sought recruit from Pittsburgh who led Steel Valley to a state title in '16

3  **FS**
Damar Hamlin
SR • 6-1 • 195

- Veteran leader and great tackler
- Formed an excellent safety partnership with Ford, who is a long-time friend
- 37 career games with 29 starts
- 2019: 71 tackles, 2 TFL, 9 PBU
- Season-high 10 tackles vs. Miami (Oct. 26)
- Lone missed contest was Nov. 2 (at Georgia Tech) due to injury

7  **SS**
Jazzee Stocker
SR* • 6-2 • 190

- 47 career games with 2 starts (both in '19)
- 2019: 33 tackles, 1 TFL, 1 sack, 1 PBU
- Made starts at FS (at Georgia Tech, Nov. 2) and SS (vs. Boston College, Nov. 30) in '19
- Career-high 11 tackles vs. Boston College
- Had first career sack at Syracuse (Oct. 18)
- Career: 100 tackles, 1 INT, 6 PBU

31  **FS**
Erick Hallett
FR* • 5-11 • 190

- 11 games, 1 start in his first active season
- 2019: 14 tackles, 2 PBU
- Started as extra DB at Syracuse (Oct. 18)
- Career-high 4 tackles vs. UCF (Sept. 21)
- Won Texas state title at Houston power Cy-Fair H.S.

— CORNERBACKS —

11  **CB**
Dane Jackson
SR* • 6-0 • 190

- 2019 Second Team All-ACC
- Lockdown press corner for the Panthers
- 49 career games with 40 starts
- 2019: 40 tackles, 3 TFL, 12 PBU, 1 INT
- Had INT on a Duke trick play (Oct. 5)
- Career: 145 tackles, 4 INT, 4 FF, 2 TD
- Western Pa. native whose high school (Cornell) didn't sponsor football so he played for neighboring Quaker Valley H.S.

21  **CB**
Damarri Mathis
JR • 5-11 • 195

- 35 career games with 11 starts
- Played in all 12 games with nine starts in 2019
- 2019: 20 tackles, 2 TFL, 11 PBU, 2 INT
- Recorded interceptions in home games against Miami (Oct. 26) and UNC (Nov. 14) this season
- Broke up at least 1 pass in 9 games

15  **CB**
Jason Pinnoch
JR • 6-0 • 200

- 33 career games with 9 starts
- Limited to 10 games and 3 starts in '19 due to early season injury
- Started against PSU, UNC and BC
- 2019: 16 tackles, 0.5 TFL, 7 PBU, 1 INT
- Made key leaping INT in end zone vs. UCF (Sept. 21)

PITT CAREER HIGHS: OFFENSE



QUARTERBACKS

#8 KENNY PICKETT JR

• Pickett Career Highs

Pass Yards: 372 at Penn State (9-14-19)
Completions: 35 at Penn State (9-14-19)
Attempts: 51 at Penn State (9-14-19)
Pass TDs: 3, twice, last at Duke (10-5-19)
INTs: 2, 4 times, last at Georgia Tech (11-2-19)
Long Completion: 78 (TD) vs. Va. Tech (11-10-18)
Rush Yards: 76 vs. Duke (10-27-18)
Rush Attempts: 14 vs. Penn State (9-8-18)
Rush TDs: 2, twice, last vs. North Carolina (11-14-19)
Long Rush: 30, twice, last vs. Miami (10-26-19)

#12 NICK PATTI FR*

• Patti Career Highs

Pass Yards: 271 vs. Delaware (9-28-19)
Completions: 23 vs. Delaware (9-28-19)
Attempts: 37 vs. Delaware (9-28-19)
Pass TDs: 2 vs. Delaware (9-28-19)
INTs: 1 vs. Delaware (9-28-19)
Long Completion: 48 vs. Delaware (9-28-19)
Rush Yards: 18 vs. UCF (9-21-19)
Rush Attempts: 2, twice, last vs. Delaware (9-28-19)
Long Rush: 10 vs. UCF (9-21-19)

RUNNING BACKS

#21 A.J. DAVIS JR

• A. Davis Career Highs

Rush Attempts: 19 vs. North Carolina (11-14-19)
Rush Yards: 103 at Syracuse (10-18-19)
Rush TDs: 1, 5 times, last vs. North Carolina (11-14-19)
Long Rush: 22 vs. Ohio (9-7-19)
Receptions: 7 at Penn State (9-14-19)
Receiving Yards: 94 at Penn State (9-14-19)
Receiving TDs: 0
Long Reception: 59 vs. Virginia (8-31-19)

#22 VINCENT DAVIS FR

• V. Davis Career Highs

Rush Attempts: 12 vs. Ohio (9-7-19)
Rush Yards: 67 at Georgia Tech (11-2-19)
Rush TDs: 1, 4 times, last vs. Boston College (11-30-19)
Long Rush: 61 (TD) at Georgia Tech (11-2-19)
Receptions: 1, 3 times, last vs. Boston College (11-30-19)
Receiving Yards: 2 at Va. Tech (11-23-19)

#23 TODD SIBLEY JR. SO*

• Sibley Career Highs

Rush Attempts: 22 vs. Delaware (9-28-19)
Rush Yards: 106 vs. Delaware (9-28-19)
Rush TDs: 0
Long Rush: 33 vs. Miami (10-26-19)
Receptions: 1, twice, last vs. Delaware (9-28-19)
Receiving Yards: 16 vs. Delaware (9-28-19)

#19 V'LIQUE CARTER SO

• Carter Career Highs

Rush Attempts: 13 at Duke (10-5-19)
Rush Yards: 137 vs. Duke (10-27-18)
Rush TDs: 2 vs. Duke (10-27-18)
Long Rush: 62 vs. Duke (10-27-18)
Receptions: 3, 3 times, last at Ga. Tech (11-2-19)
Receiving Yards: 46 vs. Miami (10-26-19)
Receiving TDs: 1, twice, last at Duke (10-5-19)
Long Reception: 30 (TD) vs. Delaware (9-28-19)

WIDE RECEIVERS

#2 MAURICE FFRENCH SR

• Ffrench Career Highs

Receptions: 11 at Georgia Tech (11-2-19)
Receiving Yards: 138 vs. Ohio (9-7-19)
Receiving TDs: 2 vs. Duke (10-27-18)
Long Reception: 78 (TD) vs. Va. Tech (11-10-18)
Rush Attempts: 7 vs. Duke (10-27-18)
Rush Yards: 77 vs. Syracuse (11-26-16)
Rush TDs: 1, 4 times, last vs. Virginia Tech (11-10-18)
Long Rush: 77 (TD) vs. Syracuse (11-26-16)
Kickoff Returns: 4, twice, last vs. Duke (10-27-18)
Kickoff Return Yards: 122 at Notre Dame (10-13-18)
Long Kickoff Return: 99 (TD) at Notre Dame (10-13-18)
Punt Returns: 7 vs. Ohio (9-7-19)
Punt Return Yards: 57 at Georgia Tech (11-2-19)
Long Punt Return: 50 at Duke (10-5-19)
All-Purpose Yards: 220 vs. Duke (10-27-18)

#11 TAYSIR MACK JR*

• Mack Career Highs

Receptions: 12 at Penn State (9-14-19)
Receiving Yards: 132 at Purdue (11-25-17)*
Receiving TDs: 2 vs. Charleston Southern (10-7-17)*
Long Reception: 63 (TD) at Wake Forest (11-17-18)
**at Indiana*

#6 AARON MATHEWS SR

• Mathews Career Highs

Receptions: 4, twice, last at Notre Dame (10-13-18)
Receiving Yards: 57 at Syracuse (10-18-19)
Receiving TDs: 1 at Syracuse (10-18-19)
Long Reception: 43 (TD) at Syracuse (10-18-19)

#88 DONTAVIUS BUTLER-JENKINS SO*

• Butler-Jenkins Career Highs

Receptions: 4 vs. UCF (9-21-19)
Receiving Yards: 27 at Penn State (9-14-19)
Receiving TDs: 1 vs. UCF (9-21-19)
Long Reception: 27 at Penn State (9-14-19)

#18 SHOCKY JACQUES-LOUIS SO

• Jacques-Louis Career Highs

Receptions: 6 vs. Boston College (11-30-19)
Receiving Yards: 104 vs. North Carolina (11-14-19)
Receiving TDs: 1, twice, last vs. North Carolina (11-14-19)
Long Reception: 74 (TD) vs. North Carolina (11-14-19)
Rush Attempts: 3, twice, last at Va. Tech (11-23-19)
Rush Yards: 39 vs. Penn State (9-8-18)
Rush TDs: 0
Long Rush: 38 vs. Penn State (9-8-18)

#82 JARED WAYNE FR

• Wayne Career Highs

Receptions: 6 vs. Boston College (11-30-19)
Receiving Yards: 100 vs. Boston College (11-30-19)
Receiving TDs: 0
Long Reception: 31 at Va. Tech (11-23-19)

TIGHT ENDS/FULLBACKS

#86 NAKIA GRIFFIN-STEWART SR*

• Griffin-Stewart Career Highs

Receptions: 3, twice, last vs. Boston College (11-30-19)
Receiving Yards: 39 at Penn State (9-14-19)
Receiving TDs: 1, twice, last at Duke (10-5-19)
Long Reception: 36 at Penn State (9-14-19)

#10 WILL GRAGG SR*

• Gragg Career Highs

Receptions: 4 vs. Ohio (9-7-19)
Receiving Yards: 47 at LSU (11-11-17)*
Receiving TDs: 0
Long Reception: 33 at LSU (11-11-17)*
**at Arkansas*

#84 GRANT CARRIGAN SO*

• Carrigan Career Highs

Receptions: 0
Receiving Yards: 0
Receiving TDs: 0
Long Reception: 0

#81 JIM MEDURE SR*

• Medure Career Highs

Receptions: 2 at Wake Forest (11-17-18)
Receiving Yards: 15 vs. Albany (9-1-18)
Receiving TDs: 0
Long Reception: 15 vs. Albany (9-1-18)

PLACEKICKERS

#97 ALEX KESSMAN JR*

• Kessman Career Highs

FG Made: 4, twice, last vs. Boston College (11-30-19)
FG Attempted: 4, twice, last vs. Boston College (11-30-19)
Long FG: 56 at Syracuse (10-7-17)
PATs Made: 6 vs. Rice (9-30-17)
PATs Attempted: 6 vs. Rice (9-30-17)
Points: 14, twice, last vs. Duke (10-27-18)
Kickoffs: 10 vs. Duke (10-27-18)
Touchbacks: 6 vs. Syracuse (10-6-18)
Punts: 8 at Virginia Tech (11-23-19)
Punt Average: 43.4 at Virginia Tech (11-23-19)
Long: 54 at Virginia Tech (11-23-19)
Inside 20: 5 at Virginia Tech (11-23-19)

PITT CAREER HIGHS: DEFENSE



DEFENSIVE TACKLES

#34 AMIR WATTS SR

• Watts Career Highs

Tackles: 5 vs. Delaware (9-28-19)
TFLs: 2.5 vs. Delaware (9-28-19)
Sacks: 1, 3 times, last at Duke (10-5-19)
Interceptions: 1 vs. Syracuse (10-6-18)

#97 JAYLEN TWYMAN SO*

• Twyman Career Highs

Tackles: 6, twice, last vs. Boston College (11-30-19)
TFLs: 3 vs. Ohio (9-7-19)
Sacks: 3 vs. Ohio (9-7-19)

#95 DEVIN DANIELSON FR*

• Danielson Career Highs

Tackles: 2, 4 times, last vs. Boston College (11-30-19)
TFLs: 1 vs. Boston College (11-30-19)
Sacks: 0

DEFENSIVE ENDS

#91 PATRICK JONES II JR*

• Jones Career Highs

Tackles: 7 vs. Boston College (11-30-19)
TFLs: 2.5 vs. Miami (10-26-19)
Sacks: 2, twice, last vs. Miami (10-26-19)
Forced Fumbles: 2 at Duke (10-5-19)

#5 DESLIN ALEXANDRE SO*

• Alexandre Career Highs

Tackles: 6, twice, last vs. UCF (9-21-19)
TFLs: 2 vs. North Carolina (11-14-19)
Sacks: 1.5 vs. UCF (9-21-19)
Fumble Recoveries: 1 at Duke (10-5-19)

#87 HABAKKUK BALDONADO FR*

• Baldonado Career Highs

Tackles: 4, 4 times, last at Duke (10-5-19)
TFLs: 2 vs. UCF (9-21-19)
Sacks: 1.5 vs. Delaware (9-28-19)
Fumble Recoveries: 1 at Duke (10-5-19)

#6 JOHN MORGAN FR*

• Morgan Career Highs

Tackles: 3, twice, last at Syracuse (10-18-19)
TFLs: 2 vs. UCF (9-21-19)
Sacks: 1, twice, last at Georgia Tech (11-2-19)

LINEBACKERS

#9 SALEEM BRIGHTWELL SR*

• Brightwell Career Highs

Tackles: 13 at Syracuse (10-7-17)
TFLs: 2 at Virginia Tech (11-23-19)
Sacks: 1, 4 times, last at Virginia Tech (11-23-19)
Interceptions: 1, twice, last vs. Virginia (10-28-17)
Forced Fumbles: 1 at Georgia Tech (9-23-17)
Fumble Recoveries: 1 at North Carolina (9-24-16)

#28 KYLAN JOHNSON SR*

• Johnson Career Highs

Tackles: 9 at Duke (10-5-19)
TFLs: 2, 3 times, last vs. Delaware (9-28-19)
Sacks: 2 vs. Delaware (9-28-19)
Forced Fumbles: 1, twice, last at Ga. Tech (11-2-19)
Fumble Recoveries: 1, twice, last at Va. Tech (11-23-19)

#38 CAM BRIGHT SO*

• Bright Career Highs

Tackles: 9 vs. North Carolina (11-14-19)
TFLs: 3 at Virginia Tech (11-23-19)
Sacks: 0.5, twice, last at Syracuse (10-18-19)
Forced Fumbles: 1, twice, last at Duke (10-5-19)
Fumble Recoveries: 1, twice, last at Ga. Tech (11-2-19)

#24 PHIL CAMPBELL III JR*

• Campbell Career Highs

Tackles: 8, twice, last at Virginia Tech (11-23-19)
TFLs: 1.5 at Syracuse (10-18-19)
Sacks: 1, 3 times, last vs. North Carolina (11-14-19)
Interceptions: 1 vs. UCF (9-21-19)
Forced Fumbles: 1, twice, last at Penn State (9-14-19)
Fumble Recoveries: 1 at Duke (10-5-19)

#36 CHASE PINE JR*

• Pine Career Highs

Tackles: 6 at Virginia Tech (11-18-17)
TFLs: 1.5 vs. Ohio (9-7-19)
Sacks: 0.5 at Syracuse (10-18-19)

SAFETIES

#3 DAMAR HAMLIN SR

• Hamlin Career Highs

Tackles: 14 vs. Syracuse (10-6-18)
TFLs: 2 vs. Georgia Tech (9-15-18)
INTs: 1, 3 times, last at Wake Forest (11-17-18)
Fumble Recoveries: 1 at Miami (11-24-18)

#12 PARIS FORD SO*

• Ford Career Highs

Tackles: 12 at Duke (10-5-19)
TFLs: 1.5 at Virginia Tech (11-23-19)
Interceptions: 2 at Duke (10-5-19)
Forced Fumbles: 1, 3 times, last at Va. Tech (11-23-19)

#7 JAZZEE STOCKER SR*

• Stocker Career Highs

Tackles: 11 vs. Boston College (11-30-19)
TFLs: 1, twice, last at Syracuse (10-18-19)
Sacks: 1 at Syracuse (10-18-19)
Interceptions: 1 at Notre Dame (10-13-18)
Forced Fumbles: 1 at UCF (9-29-18)

#31 ERICK HALLETT FR*

• Hallett Career Highs

Tackles: 4 vs. UCF (9-21-19)
TFLs: 0
Interceptions: 0

CORNERBACKS

#11 DANE JACKSON SR*

• Jackson Career Highs

Tackles: 6, 3 times, last vs. UCF (9-21-19)
TFLs: 1, 8 times, last vs. Boston College (11-30-19)
Sacks: 1 at Duke (10-21-17)
Interceptions: 1, 4 times, last at Duke (10-5-19)
Forced Fumbles: 1, 4 times, last at Virginia (11-2-18)
Fumble Recoveries: 1, twice, last at Virginia (11-2-18)

#21 DAMARRI MATHIS JR

• Mathis Career Highs

Tackles: 4, twice, last vs. Virginia Tech (11-10-18)
TFLs: 1, 4 times, last vs. UCF (9-21-19)
Interceptions: 1, 3 times, last vs. North Carolina (11-14-19)

#15 JASON PINNOCK JR

• Pinnock Career Highs

Tackles: 5 vs. North Carolina (11-14-19)
TFLs: 1, twice, last vs. Virginia Tech (11-10-18)
Sacks: 1 vs. Virginia Tech (11-10-18)
Interceptions: 1, 3 times, last vs. UCF (9-21-19)
Fumble Recoveries: 1 (TD) vs. Oklahoma State (9-16-17)

PUNTER

#98 KIRK CHRISTODOULOU SO*

• Christodoulou Career Highs


Punts: 12 at Miami (11-24-18)
Punt Average: 51.6 at Wake Forest (11-17-18)
Long: 73 at Miami (11-24-18)
Inside 20: 5 at Miami (11-24-18)

Coaching Staff Game Day Locations

- FIELD LEVEL -



Mark Whipple
Offensive Coordinator/
Quarterbacks



Andre Powell
Special Teams Coordinator/
Running Backs



Chris Beatty
Wide Receivers



Dave Borbely
Offensive Line




Charlie Partridge
Assistant Head Coach/
Defensive Line



Archie Collins
Secondary



Rob Harley
Linebackers



Michael Priefer Jr.
Defensive G.A.

- PRESS BOX -



Randy Bates
Defensive Coordinator



Tim Salem
Tight Ends



Cory Sanders
Safeties



Ronald Booker
Offensive G.A.



Joe Kreinsen
Offensive G.A.



Bryan Bing
Defensive G.A.

2019 Pronunciation Guide

PLAYERS

Cal Adomitis adam-EYE-tis
Deslin Alexandre alexander
Habakkuk Baldonado Haba-kook Baldo-na-dough
(prefers to be called "Haba")
V'Lique Carter va-leak
Kirk Christodoulou christo-doo-lou
SirVocea Dennis sir-voss-E-ay
Matt Goncalves gone-SOLVE-ez
Nakia Griffin-Stewart na-KEY-ah
Erick Hallett HAL-let
Gabe Houy hoy

Shocky Jacques-Louis jaq-LU-EE
Calijah Kancey ca-LIE-jah (rhymes with "Elijah")
Jim Medure ma-DOOR
Kaymar Mimes mims
Jazzee Stocker jazz-ZEE
Judson Tallandier ta-lan-DEER
Tre Tipton tray
Nolan Ulizio you-LIZ-e-oh
Amir Watts ah-mirror
Marquis Williams mar-QUEZ
Jake Zilinskas za-lin-skas
Blake Zubovic zoo-bow-VICK

2019 PITT OPPONENTS: WEEK-BY-WEEK



VIRGINIA (9-4, 6-2 ACC)

Aug. 31	at Pitt*	W, 30-14
Sept. 7	William & Mary	W, 52-17
Sept. 14	Florida State*	W, 31-24
Sept. 21	Old Dominion	W, 28-17
Sept. 28	at Notre Dame	L, 20-35
Oct. 11	at Miami*	L, 9-17
Oct. 19	Duke*	W, 48-14
Oct. 26	at Louisville*	L, 21-28
Nov. 2	at North Carolina*	W, 38-31
Nov. 9	Georgia Tech*	W, 33-28
Nov. 23	Liberty	W, 55-27
Nov. 29	Virginia Tech*	W, 39-30
Dec. 7	vs. Clemson#	L, 17-62

*ACC game #ACC Championship Game

OHIO (6-6, 5-3 MAC)

Aug. 31	Rhode Island	W, 41-20
Sept. 7	at Pitt	L, 10-20
Sept. 14	at Marshall	L, 31-33
Sept. 21	Louisiana	L, 25-45
Oct. 5	at Buffalo*	W, 21-20 (OT)
Oct. 12	Northern Illinois*	L, 36-39
Oct. 19	Kent State*	W, 45-38
Oct. 26	at Ball State*	W, 34-21
Nov. 6	Miami (Ohio)*	L, 21-24
Nov. 12	Western Michigan*	L, 34-37 (OT)
Nov. 19	at Bowling Green*	W, 66-24
Nov. 26	at Akron*	W, 52-3

*Mid-American Conference game

PENN STATE (10-2, 7-2 B1G)

Aug. 31	Idaho	W, 79-7
Sept. 7	Buffalo	W, 45-13
Sept. 14	Pitt	W, 17-10
Sept. 27	at Maryland*	W, 59-0
Oct. 5	Purdue*	W, 35-7
Oct. 12	at Iowa*	W, 17-12
Oct. 19	Michigan*	W, 28-21
Oct. 26	at Michigan State*	W, 28-7
Nov. 9	at Minnesota*	L, 26-31
Nov. 16	Indiana*	W, 34-27
Nov. 23	at Ohio State*	L, 17-28
Nov. 30	Rutgers*	W, 27-6

*Big Ten Conference game

UCF (9-3, 6-2 AAC)

Aug. 29	Florida A&M	W, 62-0
Sept. 7	at Florida Atlantic	W, 48-14
Sept. 14	Stanford	W, 45-27
Sept. 21	at Pitt	L, 34-35
Sept. 28	Connecticut*	W, 56-21
Oct. 4	at Cincinnati*	L, 24-27
Oct. 19	East Carolina*	W, 41-28
Oct. 26	at Temple*	W, 63-21
Nov. 2	Houston*	W, 44-29
Nov. 8	at Tulsa*	L, 31-34
Nov. 23	at Tulane*	W, 34-31
Nov. 29	South Florida*	W, 34-7

*American Athletic Conference game

DELAWARE (5-7, 3-5 CAA)

Aug. 29	Delaware State	W, 31-13
Sept. 7	at Rhode Island*	W, 44-36 (30T)
Sept. 14	North Dakota State	L, 22-47
Sept. 21	Penn	W, 28-27
Sept. 28	at Pitt	L, 14-17
Oct. 12	at Elon*	L, 7-42
Oct. 19	New Hampshire*	W, 16-10
Oct. 26	Richmond*	L, 25-35
Nov. 2	at Towson*	L, 24-31
Nov. 9	Albany*	L, 17-21
Nov. 16	Stony Brook*	W, 17-10
Nov. 23	at Villanova*	L, 33-55

*Colonial Athletic Association game

DUKE (5-7, 3-5 ACC)

Aug. 31	vs. Alabama	L, 3-42
Sept. 7	North Carolina A&T	W, 45-13
Sept. 14	at Middle Tennessee	W, 41-18
Sept. 27	at Virginia Tech*	W, 45-10
Oct. 5	Pitt*	L, 30-33
Oct. 12	Georgia Tech*	W, 41-23
Oct. 19	at Virginia*	L, 14-48
Oct. 26	at North Carolina*	L, 17-20
Nov. 9	Notre Dame	L, 7-38
Nov. 16	Syracuse*	L, 6-49
Nov. 23	at Wake Forest*	L, 27-39
Nov. 30	Miami*	W, 27-17

*ACC game

SYRACUSE (5-7, 2-6 ACC)

Aug. 31	at Liberty	W, 24-0
Sept. 7	at Maryland	L, 20-63
Sept. 14	Clemson*	L, 6-41
Sept. 21	Western Michigan	W, 52-33
Sept. 28	Holy Cross	W, 41-3
Oct. 10	at NC State*	L, 10-16
Oct. 18	Pitt*	L, 20-27
Oct. 26	at Florida State*	L, 17-35
Nov. 2	Boston College*	L, 27-58
Nov. 16	at Duke*	W, 49-6
Nov. 23	at Louisville*	L, 34-56
Nov. 30	Wake Forest*	W, 39-30 (OT)

*ACC game

MIAMI (6-6, 4-4 ACC)

Aug. 24	vs. Florida	L, 20-24
Sept. 7	at North Carolina*	L, 25-28
Sept. 14	Bethune-Cookman	W, 63-0
Sept. 21	Central Michigan	W, 17-12
Oct. 5	Virginia Tech*	L, 35-42
Oct. 11	Virginia*	W, 17-9
Oct. 19	Georgia Tech*	L, 21-28 (OT)
Oct. 26	at Pitt*	W, 16-12
Nov. 2	at Florida State*	W, 27-10
Nov. 9	Louisville*	W, 52-27
Nov. 23	at FIU	L, 24-30
Nov. 30	at Duke*	L, 17-27

*ACC game

GEORGIA TECH (3-9, 2-6 ACC)

Aug. 29	at Clemson*	L, 14-52
Sept. 7	South Florida	W, 14-10
Sept. 14	The Citadel	L, 24-27 (OT)
Sept. 28	at Temple	L, 2-24
Oct. 5	North Carolina*	L, 22-38
Oct. 12	at Duke*	L, 23-41
Oct. 19	at Miami*	W, 28-21 (OT)
Nov. 2	Pitt*	L, 10-20
Nov. 9	at Virginia*	L, 28-33
Nov. 16	Virginia Tech*	L, 0-45
Nov. 21	NC State*	W, 28-26
Nov. 30	Georgia	L, 7-52

*ACC game

NORTH CAROLINA (6-6, 4-4 ACC)

Aug. 31	vs. South Carolina	W, 24-20
Sept. 7	Miami*	W, 28-25
Sept. 13	at Wake Forest	L, 18-24
Sept. 21	Appalachian State	L, 31-34
Sept. 28	Clemson*	L, 20-21
Oct. 5	at Georgia Tech*	W, 38-22
Oct. 19	at Virginia Tech*	L, 41-43 (6OT)
Oct. 26	Duke*	W, 20-17
Nov. 2	Virginia*	L, 31-38
Nov. 14	at Pitt*	L, 27-34 (OT)
Nov. 23	Mercer	W, 56-7
Nov. 30	at NC State*	W, 41-10

*ACC game

VIRGINIA TECH (8-4, 5-3 ACC)

Aug. 31	at Boston College*	L, 28-35
Sept. 7	Old Dominion	W, 31-17
Sept. 14	Furman	W, 24-17
Sept. 27	Duke*	L, 10-45
Oct. 5	at Miami*	W, 42-35
Oct. 12	Rhode Island	W, 34-17
Oct. 19	North Carolina*	W, 43-41 (6OT)
Nov. 2	at Notre Dame	L, 20-21
Nov. 9	Wake Forest*	W, 36-17
Nov. 16	at Georgia Tech*	W, 45-0
Nov. 23	Pitt*	W, 28-0
Nov. 29	at Virginia*	L, 30-39

*ACC game

BOSTON COLLEGE (6-6, 4-4 ACC)

Aug. 31	Virginia Tech*	W, 35-28
Sept. 7	Richmond	W, 45-13
Sept. 13	Kansas	L, 24-48
Sept. 21	at Rutgers	W, 30-16
Sept. 28	Wake Forest*	L, 24-27
Oct. 5	at Louisville*	L, 39-41
Oct. 19	NC State*	W, 45-24
Oct. 26	at Clemson*	L, 7-59
Nov. 2	at Syracuse*	W, 58-27
Nov. 9	Florida State*	L, 31-38
Nov. 23	at Notre Dame	L, 7-40
Nov. 30	at Pitt*	W, 26-19

*ACC game

Combined Opponent Record.....78-67

Combined Winning %......538

2019 PITT STARTING LINEUPS



OFFENSE

GAME	QB	RB	TE	WR	WR	TE/WR	LT	LG	C	RG	RT
Virginia	Pickett	A.J. Davis	Wheeler*	Ffrench	Mack	Gragg	Warren	Hargrove	Morrissey	Houy	Ulizio
Ohio	Pickett	A.J. Davis	Griffin-Stewart	Ffrench	Carter	Gragg	Warren	Hargrove	Morrissey	Houy	Ulizio
Penn State	Pickett	A.J. Davis	Griffin-Stewart	Ffrench	Mack	Gragg	Warren	Hargrove	Morrissey	Houy	Ulizio
UCF	Pickett	A.J. Davis	Griffin-Stewart	Ffrench	Jacques-Louis	Butler-Jenkins^	Warren	Hargrove	Morrissey	Houy	Ulizio
Delaware	Patti	Carter	Griffin-Stewart	Ffrench	Mack	Gragg	Warren	Hargrove	Morrissey	Houy	Ulizio
Duke	Pickett	Sibley	Griffin-Stewart	Ffrench	Mack	Gragg	Warren	Hargrove	Morrissey	Houy	Ulizio
Syracuse	Pickett	Sibley	Griffin-Stewart	Ffrench	Mack	Gragg	Warren	Hargrove	Morrissey	Kradel	Ulizio
Miami	Pickett	Carter	Griffin-Stewart	Ffrench	Mack	Jacques-Louis^	Warren	Hargrove	Morrissey	Kradel	Ulizio
Georgia Tech	Pickett	Carter	Griffin-Stewart	Ffrench	Mack	Jacques-Louis^	Warren	Hargrove	Morrissey	Kradel	Ulizio
North Carolina	Pickett	A.J. Davis	Griffin-Stewart	Wayne	Mack	Jacques-Louis^	Warren	Hargrove	Morrissey	Kradel	Ulizio
Virginia Tech	Pickett	A.J. Davis	Griffin-Stewart	Wayne	Mack	Jacques-Louis^	Warren	Hargrove	Morrissey	Kradel	Ulizio
Boston College	Pickett	A.J. Davis	Griffin-Stewart	Ffrench	Wayne	Mathews^	Warren	Hargrove	Morrissey	Kradel	Ulizio

*Pitt started with a fullback vs. Virginia

^Pitt started with three wide receivers vs. UCF, Miami, Georgia Tech, North Carolina, Virginia Tech and Boston College

DEFENSE

GAME	DE	DT	DT	DE	OLB	MLB	OLB	CB	CB	FS	SS
Virginia	Jones	Twyman	Camp	Alexandre	Johnson	Reynolds	Bright	Jackson	Mathis	Hamlin	Ford
Ohio	Jones	Twyman	Danielson	Alexandre	Johnson	Pine	Bright	Jackson	Mathis	Hamlin	Ford
Penn State	Jones	Twyman	Watts	Alexandre	Johnson	Reynolds	Campbell	Jackson	Pinnock	Hamlin	Ford
UCF	Jones	Twyman	Watts	Alexandre	Johnson	Brightwell	Campbell	Jackson	Mathis	Hamlin	Ford
Delaware	Jones	Twyman	Watts	Alexandre	Johnson	Brightwell	Campbell	Jackson	Mathis	Hamlin	Ford
Duke	Jones	Twyman	Watts	Alexandre	Johnson	Brightwell	Bright	Jackson	Mathis	Hamlin	Ford
Syracuse	Jones	Twyman	Watts	Alexandre	Johnson	Brightwell	Coleman*	Jackson	Mathis	Hamlin	Hallett
Miami	Jones	Twyman	Watts	Alexandre	Johnson	Brightwell	Campbell	Jackson	Mathis	Hamlin	Ford
Georgia Tech	Jones	Twyman	Watts	Alexandre	Johnson	Brightwell	Campbell	Jackson	Mathis	Stocker	Ford
North Carolina	Jones	Twyman	Watts	Alexandre	Johnson	Brightwell	Campbell	Jackson	Pinnock	Hamlin	Ford
Virginia Tech	Jones	Twyman	Watts	Alexandre	Johnson	Brightwell	Campbell	Jackson	Mathis	Hamlin	Ford
Boston College	Jones	Twyman	Watts	Alexandre	Johnson	Brightwell	Campbell	Jackson	Pinnock	Hamlin	Stocker

*Pitt started with five defensive backs at Syracuse

2019 GAME-BY-GAME REVIEW



VIRGINIA 30 PITT 14

Aug. 31, 2019 • Heinz Field • 47,144

Playing a rare season opener against a conference opponent, Pitt fell to ACC Coastal Division foe Virginia, 30-14...the Cavaliers, considered the preseason favorite for the Coastal title, overcame a 14-13 halftime deficit with 17 unanswered points...the Panthers rallied for the lead at intermission after falling behind 10-0 in the opening quarter...three Pitt mistakes—two interceptions and a blocked punt—proved critical in the final result...Virginia's three touchdown drives all came on short fields following miscues by the Panthers...the Cavaliers' longest TD march of the night covered just 29 yards...Virginia's dual-threat quarterback Bryce Perkins threw for 181 yards and two TDs, while rushing for an additional 44 yards...excluding the second quarter, when Pitt mounted a pair of skillful touchdown drives, the Panthers were bottled up offensively...Pitt mustered just 78 yards on 30 rushes (2.6 avg.) and totaled only 263 yards overall...Kenny Pickett threw a personal-high 41 passes, but had multiple interceptions for the first time in his career...the loss snapped Pitt's five-game winning streak in season openers...Virginia won for the first time in six all-time visits to Pittsburgh...the Cavaliers had not beaten Pitt since a win in 2014 in Charlottesville...the contest was nationally televised by the newly launched ACC Network.

VIRGINIA	10	3	10	7	30
PITT	0	14	0	0	14

First Quarter

UVA — Delaney 39-yard field goal 8:17
UVA — Sharp 2-yard pass from Perkins (Delaney kick) 6:11

Second Quarter

PITT — A. Davis 2-yard run (Kessman kick) 13:29
UVA — Delaney 36-yard field goal 10:19
PITT — Tipton 3-yard pass from Pickett (Kessman kick) 0:38

Third Quarter

UVA — Delaney 45-yard field goal 11:54
UVA — Dubois 13-yard pass from Perkins (Delaney kick) 8:23

Fourth Quarter

UVA — Taulapapa 10-yard run (Delaney kick) 0:32

Team Stats	UVA	PITT
First Downs	20	15
Rushes-Yards	33-129	30-78
Comp-Att-Int	20-34-0	21-41-2
Passing Yards	181	185
Total Yards	310	263
Punt Returns-Yards	2-21	1-0
Kick Returns-Yards	2-48	1-26
Interceptions-Yards	2-11	0-0
Fumbles-Lost	2-0	0-0
Punts-Average	4-45.5	5-34.4
Penalties-Yards	3-35	5-51
Third Down Conv.	7-15	7-16
Fourth Down Conv.	0-0	0-1
Sacks By-Yards	4-28	3-18
Possession Time	34:16	25:44

Rushing

UVA — Taulapapa 10-66, 1 TD; Perkins 18-44; Kier 5-19.
PITT — A. Davis 8-25, 1 TD; Sibley Jr. 7-23; Pickett 12-16; Carter 1-8; V. Davis 2-6.

Passing

UVA — Perkins 20-34-0, 181 yards, 2 TD.
PITT — Pickett 21-41-2, 185 yards, 1 TD.

Receiving

UVA — Reed 7-34; Dubois 4-45, 1 TD; Jana 3-29; Cowley 2-27; Sharp 2-8, 1 TD; Chatman 1-33; Taulapapa 1-5.
PITT — Ffrench 6-54; Mack 6-33; Tipton 3-26, 1 TD; Gragg 3-4; A.J. Davis 2-65; Carter 1-3.

PITT 20 OHIO 10

Sept. 7, 2019 • Heinz Field • 42,168

A career outing by Kenny Pickett and swarming pass rush on defense lifted Pitt to its first victory of the season, a 20-10 win over Ohio...Pickett threw for 321 yards on 26-of-37 passing (70%)...his passing yardage and completion total marked career highs...his top target was Maurice Ffrench, who also achieved personal bests with 10 catches for 138 yards...Pickett and Ffrench connected on a 74-yard touchdown, giving Pitt (1-1) a 10-0 lead early in the second quarter...Ffrench became the first Pitt receiver to reach double-digit catches in a game since Tyler Boyd during the 2015 season...a week after being bottled up, Pitt's ground game gained traction with A.J. Davis rushing for 89 yards and freshman Vincent Davis netting 50, including his first career TD that put the Panthers up 17-0...Ohio, the media's preseason favorite to win the Mid-American Conference title, was held to just 212 yards overall and a mere 35 rushing...the Panthers collected six sacks, including three by tackle Jaylen Twyman...Twyman became the first Pitt player with three sacks since 2015 (five by DE Ejuan Price against Louisville)...it was the highest sack total by a Pitt defensive tackle since 2011 (three by Aaron Donald against Utah)...with the win over the Bobcats (1-1), the Panthers improved to 32-4 all-time against MAC foes.

OHIO	0	3	7	0	10
PITT	3	14	3	0	20

First Quarter

PITT — Kessman 27-yard field goal 7:49

Second Quarter

PITT — Ffrench 74-yard pass from Pickett (Kessman kick) 14:47
PITT — V. Davis 3-yard run (Kessman kick) 9:28
OHIO — Zervos 23-yard field goal 6:55

Third Quarter

PITT — Kessman 41-yard field goal 6:23
OHIO — Tuggle 7-yard run (Zervos kick) 4:04

Fourth Quarter

No scoring

Team Stats	OHIO	PITT
First Downs	12	22
Rushes-Yards	29-35	37-160
Comp-Att-Int	15-27-0	26-37-0
Passing Yards	177	321
Total Yards	212	481
Punt Returns-Yards	2-15	7-25
Kick Returns-Yards	0-0	1-20
Interceptions-Yards	0-0	0-0
Fumbles-Lost	1-0	1-0
Punts-Average	10-43.5	5-41.2
Penalties-Yards	5-34	10-75
Third Down Conv.	4-15	5-14
Fourth Down Conv.	0-0	0-1
Sacks By-Yards	1-4	6-47
Possession Time	28:24	31:36

Rushing

OHIO — Allison 14-47; Tuggle 4-20, 1 TD; Ross 2-11; Rourke 9-(-43).
PITT — A. Davis 13-89; V. Davis 12-50, 1 TD; Carter 6-22; Sibley Jr. 3-3; Pickett 2-(-1); Ffrench 1-(-3).

Passing

OHIO — Rourke 15-27-0, 177 yards.
PITT — Pickett 26-37-0, 321 yards, 1 TD.

Receiving

OHIO — Buckner 4-60; Cox 2-32; Allison 2-32; Hooks 2-11; Odom 1-22; Knock 1-19; Walton 1-4; Tuggle 1-0; Ross 1-(-3).
PITT — Ffrench 10-138, 1 TD; Gragg 4-38; Mack 3-57; Griffin-Stewart 3-22; Mathews 2-30; Tipton 2-27; A. Davis 1-7; Sibley Jr. 1-2.

2019 GAME-BY-GAME REVIEW



#13/11 PENN STATE 17 PITT 10 Sept. 14, 2019 • Beaver Stadium • 108,661

In the 100th and final scheduled meeting between Pitt and Penn State, the Nittany Lions edged the Panthers, 17-10...this Keystone Classic will be remembered for its physical play and dramatic conclusion...the Panthers (1-2) threatened to tie the game twice in the final minutes but could not penetrate the end zone...a spectacular 29-yard pass from Kenny Pickett to Taysir Mack gave Pitt first-and-goal at the 1-yard line with just over five minutes remaining...the drive failed to produce any points, though, when a 19-yard field goal hit off the left upright...on Pitt's final drive, another remarkable catch by Mack converted a 4th-and-12 to give the Panthers one final chance...but Pickett's final pass from the 26-yard line fell incomplete in the end zone as time expired...Pickett posted career highs in completions (35), attempts (51) and yards (372)...his completion total was two shy of the school record (37 by Alex Van Pelt vs. Notre Dame in 1990)...after Penn State seized a 7-0 lead in the first quarter, Pitt responded with 10 unanswered points in the second period...freshman Vincent Davis scored from three yards out, giving Pitt a 10-7 lead with 2:08 left...PSU tied the game at 10-10 when Jordan Stout kicked a school-record 57-yard field goal with one second left before halftime...PSU (3-0) scored the decisive TD on a 13-yard Noah Cain run in the third quarter...Pitt fell despite holding advantages in total yards (396 to 389), passing yards (372 to 222), time of possession (34:16 to 25:44) and first downs (20 to 17)...Pitt could not muster a running game, producing just 24 yards on 25 attempts...the game's start was delayed 40 minutes due to lightning.

PITT	0	10	0	0	10
PENN STATE	7	3	7	0	17

First Quarter

PSU — Ford 1-yard run (Pinegar kick) 4:31

Second Quarter

PITT — Kessman 25-yard field goal 6:34
PITT — V. Davis 3-yard run (Kessman kick) 2:08
PSU — Stout 57-yard field goal 0:01

Third Quarter

PSU — Cain 13-yard run (Pinegar kick) 5:50

Fourth Quarter

No scoring

Team Stats	PITT	PSU
First Downs	20	17
Rushes-Yards	25-24	32-167
Comp-Att-Int	35-51-0	14-30-0
Passing Yards	372	222
Total Yards	396	389
Punt Returns-Yards	2-8	1-5
Kick Returns-Yards	0-0	3-57
Interceptions-Yards	0-0	0-0
Fumbles-Lost	2-0	1-0
Punts-Average	6-45.2	7-42.4
Penalties-Yards	2-18	3-40
Third Down Conv.	5-16	4-13
Fourth Down Conv.	3-3	1-1
Sacks By-Yards	3-22	3-14
Possession Time	34:16	25:44

Rushing

PITT — Jacques-Louis 1-9; Pickett 9-7; V. Davis 4-6, 1 TD; A. Davis 8-5; Carter 2-(-1); Team 1-(-2).
PSU — Brown 10-109; Cain 6-40, 1 TD; Ford 5-9, 1 TD; Clifford 7-5; Slade 4-4.

Passing

PITT — Pickett 35-51-0, 372 yards.
PSU — Clifford 14-30-0, 222 yards.

Receiving

PITT — Mack 12-125; Ffrench 8-43; A. Davis 7-94; Griffin-Stewart 2-39; Tipton 2-28; Mathews 2-17; Butler-Jenkins 1-27; Gragg 1-(-1).
PSU — Hamler 3-68; Slade 2-42; Shorter 2-29; Dotson 2-21; Brown 1-16; Freiermuth 1-16; Cain 1-13; Ford 1-9; Sullivan-Brown 1-8.

PITT 35 #15/16 UCF 34 Sept. 21, 2019 • Heinz Field • 42,056

For the second straight game, Pitt fought a top-15 opponent to the wire...this time, the Panthers triumphed over No. 15 UCF, 35-34, with the winning points coming off a gadget play...facing fourth down at the UCF 3, receiver Aaron Matthews hit quarterback Kenny Pickett for a go-ahead touchdown with 56 seconds left...dubbed the "Pitt Special," the play evoked comparisons to the Philadelphia Eagles, who used a similar pass to beat the New England Patriots in the Super Bowl...the Panthers stifled UCF's final possession with two sacks, clinching a win over their highest ranked opponent since a 24-14 upset of No. 2 Miami on Nov. 24, 2017...the Knights (3-1) saw their 27-game non-bowl winning streak snapped...Pitt (2-2) jumped to a 21-0 lead but had to withstand 31 unanswered points by UCF...Pickett threw for 224 yards and a TD despite leaving the game briefly in the third quarter due to injury...redshirt freshman Nick Patti threw a TD in relief that drew Pitt within 31-28...UCF's Dillon Gabriel threw for 338 yards and two TDs but was picked off twice (by Phil Campbell III and Jason Pinnock)...Pitt finished with six sacks and held UCF to 423 yards, 181 below its season average (604.3).

UCF	0	10	21	3	34
PITT	7	14	7	7	35

First Quarter

PITT — Davis 2-yard run (Kessman kick) 9:36

Second Quarter

PITT — Ffrench 2-yard pass from Pickett (Kessman kick) 14:31
PITT — W. Davis 18-yard blocked punt return (Kessman kick) 8:58
UCF — Killins 11-yard run (Barnas kick) 4:49
UCF — Barnas 43-yard field goal 0:04

Third Quarter

UCF — Davis 10-yard pass from Gabriel (Barnas kick) 11:25
UCF — Anderson 87-yard punt return (Barnas kick) 8:40
UCF — Davis 28-yard pass from Gabriel (Barnas kick) 6:19
PITT — Butler-Jenkins 6-yard pass from Patti (Kessman kick) 4:11

Fourth Quarter

UCF — Barnas 28-yard field goal 4:36
PITT — Pickett 3-yard pass from Mathews (Kessman kick) 0:59

Team Stats	UCF	PITT
First Downs	20	30
Rushes-Yards	34-85	37-196
Comp-Att-Int	25-42-2	28-51-0
Passing Yards	338	243
Total Yards	423	439
Punt Returns-Yards	1-87	3-36
Kick Returns-Yards	1-26	3-63
Interceptions-Yards	0-0	2-13
Fumbles-Lost	1-0	2-1
Punts-Average	6-44.5	7-45.3
Penalties-Yards	7-74	8-95
Third Down Conv.	4-16	5-17
Fourth Down Conv.	2-4	2-2
Sacks By-Yards	1-5	6-35
Possession Time	24:18	35:42

Rushing

UCF — Killins 8-46, 1 TD; McCrae 13-40; Anderson 6-37; Wimbush 1-(-2); Gabriel 6-(-36).
PITT — A. Davis 13-65, 1 TD; Pickett 12-61; V. Davis 5-34; Patti 2-18; Ffrench 1-14; Carter 4-4.

Passing

UCF — Gabriel 25-42-2, 338 yards, 2 TD.
PITT — Pickett 25-47-0, 224 yards, 1 TD; Patti 2-3-0, 16 yards, 1 TD; Mathews 1-1-0, 3 yards, 1 TD.

Receiving

UCF — Davis 10-151, 2 TD; Nixon 7-136; Hescocock 3-7; Harris 2-43; McCrae 2-(-5); Williams 1-6.
PITT — Ffrench 7-50, 1 TD; Mack 6-87; Butler-Jenkins 4-25, 1 TD; Carter 3-8; Gragg 2-20; A. Davis 2-13; Mathews 1-24; Griffin-Stewart 1-14; Pickett 1-3, 1 TD; V. Davis 1-(-1).

PITT 17 DELAWARE 14

Sept. 28, 2019 • Heinz Field • 44,141

With no fewer than seven regulars out of the lineup due to injury, Pitt received standout performances from a pair of reserves to hold off Delaware, 17-14...with starting quarterback Kenny Pickett out due to injury, redshirt freshman Nick Patti made the first start of his career and completed 23-of-37 passes for 271 yards with two touchdowns and one interception...the Panthers were also without running backs A.J. Davis and Vincent Davis...in their absence, Todd Sibley Jr. rose to the occasion, achieving Pitt's first 100-yard rushing game of the year... Sibley ran for 106 yards on 22 carries and was especially productive in the fourth quarter when he churned out 65...two Pitt turnovers in its own territory resulted in short Delaware touchdown drives, giving the Blue Hens a 14-10 lead heading into the final frame...but Patti directed a 90-yard march—capped by his 12-yard TD pass to Taysir Mack—to give Pitt the lead for good with 10:33 to go...it was the second time in as many games that Pitt (3-2) rallied to win in the final quarter...Pitt surrendered just 170 yards in offense, the lowest since it gave up 105 in a 24-7 victory at Akron on Sept. 12, 2015...the Panthers limited Delaware (3-2) to 43 rushing yards and collected six sacks...LB Kylan Johnson had two sacks, while DE Habakkuk Baldonado had 1.5...Wendell Davis blocked a Delaware punt in the opening quarter, leading to Pitt's first touchdown...the Panthers improved to 17-1 all-time against FCS opponents.

DELAWARE	0	7	7	0	14
PITT	0	10	0	7	17

First Quarter

No scoring

Second Quarter

PITT — Carter 30-yard pass from Patti (Kessman kick) 14:54
DELAWARE — Coleman 7-yard pass from Henderson (Roth kick) 6:28
PITT — Kessman 21-yard field goal 0:08

Third Quarter

DELAWARE — Townsend 5-yard pass from Henderson (Roth kick) 12:53

Fourth Quarter

PITT — Mack 12-yard pass from Patti (Kessman kick) 10:33

Team Stats	DELAWARE	PITT
First Downs	15	21
Rushes-Yards	31-43	39-172
Comp-Att-Int	14-31-0	23-37-1
Passing Yards	127	271
Total Yards	170	443
Punt Returns-Yards	2-17	2-7
Kick Returns-Yards	2-34	1-20
Interceptions-Yards	1-4	0-0
Fumbles-Lost	0-0	1-1
Punts-Average	9-39.9	5-41.8
Penalties-Yards	3-26	13-115
Third Down Conv.	3-14	7-18
Fourth Down Conv.	0-0	1-2
Sacks By-Yards	0-0	6-30
Possession Time	26:57	33:03

Rushing

DELAWARE — Knight 9-40; Robinson 8-7; Henderson 12-3; Team 1-(-2); Coleman 1-(-5).
PITT — Sibley 22-106; Carter 9-42; Ffrench 2-12; Jacques-Louis 1-10; Patti 2-6; Team 3-(-4).

Passing

DELAWARE — Henderson 14-31-0, 127 yards, 2 TD.
PITT — Patti 23-37-1, 271 yards, 2 TD.

Receiving

DELAWARE — Coleman 5-61, 1 TD; Pitts 2-23; Townsend 2-13, 1 TD; Knight 2-11; Robinson 2-2; Tyler 1-17.
PITT — Ffrench 9-57; Mack 5-124, 1 TD; Carter 3-37, 1 TD; Griffin-Stewart 2-6; Sibley 1-16; Mathews 1-16; Gragg 1-10; Vardzel 1-5.

PITT 33 DUKE 30

Oct. 5, 2019 • Wallace Wade Stadium • 22,610

In a game that featured a combined 10 turnovers, 27 unanswered points by Duke and a last-ditch drive by Pitt, the Panthers came away with a 33-30 victory in Durham...Pitt led 26-3 late in the third quarter, but Duke parlayed three consecutive turnovers into touchdowns...the Blue Devils then seized a 30-26 advantage when Quentin Harris connected with Deon Jackson on a 44-yard TD pass with 1:29 remaining... Pitt (4-2, 1-1) reclaimed the lead for good less than a minute later... QB Kenny Pickett directed a four-play, 82-yard march, capped by his 26-yard touchdown pass to V'Lique Carter with 38 seconds left...Pitt forced a season-high six turnovers, its most in a single game since also forcing six against Syracuse in 2011...Paris Ford compiled a game-high 12 tackles and intercepted two passes, returning one 26 yards for a TD...Ford became the first Pitt player with multiple interceptions in a game since 2013 (Ray Vinopal, two vs. Notre Dame) and also was the first Panther with a pick six since 2016 (Dane Jackson vs. Syracuse)... DE Patrick Jones II had two sack strips, the first of which set up a short Pitt TD in the third quarter and the final one clinching the victory with 22 seconds left in the game...the Panthers beat Duke (3-2, 1-1) for the fifth straight time and improved to 6-1 versus the Blue Devils in ACC play.

PITT	10	9	7	7	33
DUKE	3	0	7	20	30

First Quarter

DUKE — Reed 33-yard field goal 8:43
PITT — Ford 26-yard interception return (Kessman kick) 4:49
PITT — Kessman 43-yard field goal 1:35

Second Quarter

PITT — Kessman 38-yard field goal 3:07
PITT — Mack 19-yard pass from Pickett (Kessman kick failed) 1:59

Third Quarter

PITT — Griffin-Stewart 4-yard pass from Pickett (Kessman kick) 11:05
DUKE — Harris 4-yard run (Reed kick) 2:41

Fourth Quarter

DUKE — Jackson 2-yard run (Calhoun rush) 13:09
DUKE — Harris 3-yard run (Harris rush failed) 9:10
DUKE — Jackson 44-yard pass from Harris (Harris pass failed) 1:29
PITT — Carter 26-yard pass from Pickett (Kessman kick) 0:38

Team Stats	PITT	DUKE
First Downs	22	20
Rushes-Yards	35-69	44-123
Comp-Att-Int	29-48-2	18-45-3
Passing Yards	268	165
Total Yards	337	288
Punt Returns-Yards	3-47	3-32
Kick Returns-Yards	3-45	4-59
Interceptions-Yards	3-69	2-26
Fumbles-Lost	2-2	3-3
Punts-Average	8-41.6	7-44.6
Penalties-Yards	15-145	4-60
Third Down Conv.	6-18	10-22
Fourth Down Conv.	0-1	1-2
Sacks By-Yards	3-26	3-28
Possession Time	30:11	29:49

Rushing

PITT — Sibley 12-60; Carter 13-18; Jacques-Louis 1-10; Ffrench 2-0; Team 1-(-2); Pickett 6-(-17).
DUKE — Jackson 19-60, 1 TD; Harris 18-39, 2 TD; Durant 6-23; Waters 1-1.

Passing

PITT — Pickett 29-48-2, 268 yards, 3 TD.
DUKE — Harris 18-43-2, 165 yards, 1 TD; Young 0-1-1, 0 yards; Parker 0-1-0, 0 yards.

Receiving

PITT — Ffrench 10-54, Mack 9-85, 1 TD; Carter 2-36, 1 TD; Mathews 2-26; Jacques-Louis 2-26; Griffin-Stewart 2-11, 1 TD; Wayne 1-17; Butler-Jenkins 1-13.
DUKE — Calhoun 5-27; Young 3-32; Bracey 3-24; Jackson 2-47, 1 TD; Gray 2-18; Durant 2-4; Bobo 1-13.

2019 GAME-BY-GAME REVIEW



PITT 27 SYRACUSE 20

Oct. 18, 2019 • The Dome • 44,886

Surging Pitt won its fourth consecutive game with a 27-20 victory over host Syracuse on ESPN Friday night...the Panthers (5-2, 2-1) seized a 24-6 halftime lead and then held off the Orange in the game's final two minutes...Pitt QB Kenny Pickett threw for 232 yards and two touchdowns...his initial scoring toss was a 43-yard trick play pass to Aaron Mathews following a pair of laterals...A.J. Davis, who missed the prior two games due to injury, returned to action and rushed for a career-high 103 yards on 16 carries (6.4 avg.)...Davis scored his third TD of the season on a five-yard run with 4:53 left in the first half and then Pickett threw a 14-yard TD strike to Maurice Ffrench with just 23 seconds left before intermission, giving the Panthers an 18-point advantage...Pitt's defensive depth and swarming pass rush held the Orange (3-4, 0-3) in check most of the evening...the Panthers collected nine sacks, their most in a game since 2001...seven different players recorded solo sacks...Syracuse mustered just 51 rushing yards on 34 attempts (1.5 avg.)...Alex Kessman was perfect on five placements, including three PATs and field goals of 47 and 34 yards...the win was Pitt's 15th in the past 18 games against the Orange.

PITT	10	14	0	3	27
SYRACUSE	3	3	7	7	20

First Quarter

PITT — Kessman 47-yard field goal 5:45

SU — Szmyt 28-yard field goal 3:07

PITT — Mathews 43-yard pass from Pickett (Kessman kick) 1:23

Second Quarter

SU — Szmyt 20-yard field goal 12:03

PITT — A. Davis 5-yard run (Kessman kick) 4:53

PITT — Ffrench 14-yard pass from Pickett (Kessman kick) 0:23

Third Quarter

SU — Harris 94-yard pass from Welch (Szmyt kick) 11:12

Fourth Quarter

PITT — Kessman 34-yard field goal 7:03

SU — Hackett 7-yard pass from Welch (Szmyt kick) 2:44

Team Stats	PITT	SU
First Downs	25	20
Rushes-Yards	43-145	34-51
Comp-Att-Int	18-33-0	19-44-0
Passing Yards	232	277
Total Yards	377	328
Punt Returns-Yards	2-2	3-22
Kick Returns-Yards	1-13	1-16
Interceptions-Yards	0-0	0-0
Fumbles-Lost	2-1	1-0
Punts-Average	6-42.0	7-41.1
Penalties-Yards	8-79	9-78
Third Down Conv.	10-19	5-18
Fourth Down Conv.	0-0	2-2
Sacks By-Yards	9-60	3-11
Possession Time	31:56	28:04

Rushing

PITT — A. Davis 16-103, 1 TD; Carter 6-30; V. Davis 8-16; Jacques-Louis 1-7; Ffrench 1-3; Sibley 2-3; Pickett 5-(-6); Team 4-(-11).

SU — Welch 10-36; Neal 7-22; Adams 2-10; Johnson 1-8; Riley 3-6; Hackett 1-3; Team 1-(-2); DeVito 9-(-32).

Passing

PITT — Pickett 18-33-0, 232 yards, 2 TD.

SU — DeVito 11-23-0, 101 yards; Welch 8-20-0, 176 yards, 2 TD; Culpepper 0-1-0, 0 yards.

Receiving

PITT — Ffrench 6-92, 1 TD; Mack 4-34; Jacques-Louis 3-24; Mathews 2-57, 1 TD; Griffin-Stewart 1-13; A. Davis 1-6; Gragg 1-6.

SU — Jackson 5-76; Riley 5-32; Harris 3-111, 1 TD; Johnson 3-47; Hackett 2-14, 1 TD; Adams 1-(-3).

MIAMI 16 PITT 12

Oct. 26, 2019 • Heinz Field • 47,918

Pitt's four-game winning streak was snapped by Miami, which used a late touchdown to upend the host Panthers on Homcoming, 16-12... Pitt (5-3, 2-2) mustered only four field goals for the game yet still led, 12-10, with over a minute to play...but the Hurricanes marched 62 yards in nine plays, scoring the decisive touchdown on a 32-yard pass from Jarren Williams to K.J. Osborn with 58 seconds remaining...the Panthers wasted an exceptional defensive performance that limited Miami to only 208 total yards and a mere 54 on the ground...three Pitt turnovers in the first half were key in the result...Miami (4-4, 2-3) led 10-6 at intermission with both of its scores coming on short fields following Pitt interceptions...Pitt's lone forced turnover—an interception in the third quarter by Damarri Mathis—set the Panthers up at the Miami 17 but only resulted in a field goal...Alex Kessman was perfect on each of his four field goal attempts, including a 54-yard kick that opened the scoring...it was Kessman's seventh career field goal of 50 yards or more, extending his own school record...he hit a 29-yarder with 7:19 to play that gave Pitt a 12-10 lead...Kessman became the first Pitt player in seven years to kick four field goals in a game (Kevin Harper at Notre Dame, Nov. 3, 2012)...safety Damar Hamlin had a team-high 10 stops...DE Patrick Jones II had two sacks and a forced fumble.

MIAMI	3	7	0	6	16
PITT	3	3	3	3	12

First Quarter

PITT — Kessman 54-yard field goal 11:15

MIAMI — Price 22-yard field goal 5:26

Second Quarter

MIAMI — Harris 1-yard run (Price kick) 12:00

PITT — Kessman 25-yard field goal 2:39

Third Quarter

PITT — Kessman 29-yard field goal 12:14

Fourth Quarter

PITT — Kessman 29-yard field goal 7:19

MIAMI — Osborn 32-yard pass from Williams (Harley pass intercepted) 0:58

Team Stats	MIAMI	PITT
First Downs	12	17
Rushes-Yards	27-54	42-176
Comp-Att-Int	14-32-1	18-32-2
Passing Yards	154	146
Total Yards	208	322
Punt Returns-Yards	0-0	3-1
Kick Returns-Yards	1-27	1-13
Interceptions-Yards	2-28	1-12
Fumbles-Lost	2-0	2-1
Punts-Average	7-45.9	4-38.0
Penalties-Yards	3-35	7-55
Third Down Conv.	2-13	9-20
Fourth Down Conv.	1-2	0-1
Sacks By-Yards	4-23	2-12
Possession Time	26:38	33:22

Rushing

MIAMI — Harris 16-60, 1 TD; Williams 1-8; Burns 1-4; Pope 1-3; Wiggins 1-(-1); Team 3-(-8); Perry 4-(-12).

PITT — Sibley 4-54; Carter 11-47; A. Davis 15-45; Pickett 9-21; Jacques-Louis 2-11; Team 1-(-2).

Passing

MIAMI — Perry 10-24-1, 104 yards; Williams 4-8-0, 50 yards, 1 TD.

PITT — Pickett 18-32-2, 146 yards.

Receiving

MIAMI — Osborn 6-94, 1 TD; Harley 4-31; Wiggins 1-12; Jordan 1-9; Harris 1-4; Pope 1-4.

PITT — Ffrench 8-47; A. Davis 4-24; Mack 3-18; Carter 2-46; Gragg 1-11.

2019 GAME-BY-GAME REVIEW



PITT 20 GEORGIA TECH 10

Nov. 2, 2019 • Bobby Dodd Stadium • 41,219

Pitt earned bowl eligibility with a 20-10 victory at Georgia Tech...the Panthers used a stifling defensive effort to defeat the Yellow Jackets for the fourth time in five years...Pitt yielded only 194 total yards, including just 86 on the ground...the game's critical play, fittingly, was made by Pitt's defense...the Panthers (6-3, 3-2) were protecting a 17-10 lead late in the third quarter when the Yellow Jackets reached Pitt's 4-yard line...that's when LB Kylan Johnson jarred the ball from Georgia Tech QB Lucas Johnson just shy of the goal line...Cam Bright scooped up the fumble in the end zone and raced 79 yards the other way...Pitt parlayed the turnover into a 49-yard field goal by Alex Kessman for a 20-10 lead on the opening play of the fourth quarter...Georgia Tech (2-6, 1-4) never threatened again...the fumble return was Pitt's longest in 18 years (Brian Guzek, 80-yard return at Temple in 2001)...Pitt staked a 17-7 halftime lead despite three turnovers in the initial two quarters...freshman Vincent Davis ripped off a 61-yard TD run while Kenny Pickett threw a 21-yard scoring strike to Shocky Jacques-Louis, the sophomore receiver's first collegiate touchdown...LB Saleem Brightwell had a team-high seven tackles, while safety Paris Ford had six stops and an interception...Pitt's defense forced seven three-and-outs in the win and conceded just 10 first downs.

PITT	10	7	0	3	20
GEORGIA TECH	0	7	3	0	10

First Quarter

PITT — Kessman 32-yard field goal 11:14
PITT — V. Davis 61-yard run (Kessman kick) 6:25

Second Quarter

GT — Brown 51-yard pass from Graham (King kick) 13:24
PITT — Jacques-Louis 21-yard pass from Pickett (Kessman kick) 9:34

Third Quarter

GT — King 30-yard field goal 9:46

Fourth Quarter

PITT — Kessman 49-yard field goal 14:54

Team Stats	PITT	GT
First Downs	18	10
Rushes-Yards	36-158	29-86
Comp-Att-Int	25-34-2	8-21-1
Passing Yards	204	108
Total Yards	362	194
Punt Returns-Yards	5-57	2-17
Kick Returns-Yards	2-22	3-54
Interceptions-Yards	1-21	2-0
Fumbles-Lost	2-1	1-1
Punts-Average	4-30.0	8-46.4
Penalties-Yards	6-50	4-38
Third Down Conv.	7-16	2-13
Fourth Down Conv.	0-0	0-0
Sacks By-Yards	2-8	1-7
Possession Time	35:17	24:43

Rushing

PITT — A. Davis 16-75; V. Davis 6-67, 1 TD; Carter 4-14; Pickett 6-8; Ffrench 1-0; Jacques-Louis 1-(-1); Team 1-(-1); Mathews 1-(-4).
GT — Mason 15-56; Graham 8-30; Johnson 5-1; Howard 1-(-1).

Passing

PITT — Pickett 25-34-2, 204 yards, 1 TD.
GT — Graham 3-13-1, 57 yards, 1 TD; Johnson 5-8-0, 51 yards.

Receiving

PITT — Ffrench 11-71; Mack 5-47; Jacques-Louis 3-38, 1 TD; Carter 3-19; Griffin-Stewart 2-21; Gragg 1-8.
GT — Brown 4-61, 1 TD; Sanders 1-15; Cottrell 1-14; Davis 1-10; Oliver 1-8.

PITT 34 NORTH CAROLINA 27 (OT)

Nov. 14, 2019 • Heinz Field • 39,290

Pitt exorcised six years of frustration with a 34-27 overtime win over North Carolina in front of an ESPN Thursday night audience...the Panthers defeated the Tar Heels for the first time since joining the ACC in 2013...Kenny Pickett threw for 359 yards and accounted for three total TDs, including a three-yard run on the opening possession of overtime that proved to be the game-winner...Pitt (7-3, 4-2) then forced a North Carolina incompletion on fourth-and-16, securing their first win in the series since 2009...Pickett completed 25-of-41 passes and also rushed for 53 yards and a pair of scores...with top target Maurice Ffrench sidelined due to injury, Shocky Jacques-Louis caught four passes for 104 yards, including a 74-yard TD...Pitt led 24-10 in the fourth quarter before UNC (4-6, 3-4) rallied behind freshman QB Sam Howell, who threw two TDs in an 88-second span to tie the game...Alex Kessman's 24-yard field goal put Pitt back in front with just over five minutes left, but Howell drove the Tar Heels to a late 32-yard field goal to force OT...Pitt collected five sacks...Jaylen Twyman had 2.5 sacks, including one in OT that forced the pivotal fourth-and-long.

NORTH CAROLINA	7	3	0	17	0	27
PITT	3	14	7	3	7	34

First Quarter

PITT — Kessman 41-yard field goal 8:32
UNC — Corrales 21-yard pass from Howell (Ruggles kick) 6:14

Second Quarter

PITT — Pickett 2-yard run (Kessman kick) 12:03
PITT — Jacques-Louis 74-yard pass from Pickett (Kessman kick) 9:41
UNC — Ruggles 25-yard field goal 7:36

Third Quarter

PITT — A. Davis 8-yard run (Kessman kick) 2:12

Fourth Quarter

UNC — Brown 10-yard pass from Howell (Ruggles kick) 13:11
UNC — Newsome 34-yard pass from Howell (Ruggles kick) 11:43
PITT — Kessman 24-yard field goal 5:18
UNC — Ruggles 32-yard field goal 0:13

Overtime

PITT — Pickett 3-yard run (Kessman kick)

Team Stats	UNC	PITT
First Downs	27	27
Rushes-Yards	35-136	37-139
Comp-Att-Int	27-43-1	25-41-0
Passing Yards	322	359
Total Yards	458	498
Punt Returns-Yards	0-0	1-7
Kick Returns-Yards	4-86	2-36
Interceptions-Yards	0-0	1-3
Fumbles-Lost	1-0	1-0
Punts-Average	3-44.3	2-38.0
Penalties-Yards	7-90	10-83
Third Down Conv.	6-14	8-15
Fourth Down Conv.	1-3	1-2
Sacks By-Yards	1-4	5-29
Possession Time	28:03	31:57

Rushing

UNC — A. Williams 12-107; Carter 11-34; J. Williams 5-25; Team 1-(-7); Howell 6-(-23).

PITT — A. Davis 19-58, 1 TD; Pickett 12-53, 2 TD; Carter 2-14; Jacques-Louis 1-12; V. Davis 1-6; Team 2-(-4).

Passing

UNC — Howell 27-43-1, 322 yards, 3 TD.
PITT — Pickett 25-41-0, 359 yards, 1 TD.

Receiving

UNC — Newsome 11-170, 1 TD; Corrales 5-92, 1 TD; Brown 5-35, 1 TD; Groves 2-9; Carter 2-7; Walston 1-5; Tucker 1-4.
PITT — Mack 6-83; Jacques-Louis 4-104, 1 TD; Wayne 4-30; Gragg 3-26; A. Davis 2-33; Carter 2-24; Vardzel 2-1; Mathews 1-30; Griffin-Stewart 1-28.

2019 GAME-BY-GAME REVIEW



#25/RV VIRGINIA TECH 28 PITT 0

Nov. 23, 2019 • Lane Stadium • 55,936

In a matchup between two contenders in the ACC's Coastal Division, Pitt failed to gain any offensive traction in rainy Blacksburg and fell 28-0 to No. 25 Virginia Tech...the Panthers, who were shut out for the first time since 2008, mustered just 177 yards for the contest...Pitt's passing attack, so effective a game prior against North Carolina, connected on only 11-of-28 attempts for 117 yards...the Panthers (7-4, 4-3) reached Virginia Tech territory just four times on 13 possessions...it was the second straight shutout for the surging Hokies, who blanked Georgia Tech, 45-0, a week prior...Virginia Tech got an efficient outing from QB Hendon Hooker, who connected on 10-of-13 passes for 153 yards and two touchdowns...Pitt fell into a 14-0 first-quarter hole when a 71-yard Hooker pass set up a short TD run and Norell Pollard had a seven-yard fumble return for a score just nine seconds later...the Hokies (8-3, 5-2) extended the lead to 21 points when Hooker connected with Tre Turner for a three-yard TD just before intermission...the Panthers yielded only 263 yards and collected three sacks—boosting their season total to 48—in the losing effort...safety Paris Ford had a game-high 10 tackles, while LB Cam Bright had seven stops and three tackles for loss.

PITT	0	0	0	0	0
VIRGINIA TECH	14	7	0	7	28

First Quarter

VT — Mitchell 1-yard run (Johnson kick) 3:16
VT — Pollard 7-yard fumble return (Johnson kick) 3:07

Second Quarter

VT — Turner 3-yard pass from Hooker (Johnson kick) 0:45

Third Quarter

No scoring

Fourth Quarter

VT — Hazelton 2-yard pass from Hooker (Johnson kick) 10:12

Team Stats	PITT	VT
First Downs	8	16
Rushes-Yards	27-60	48-110
Comp-Att-Int	11-28-0	10-14-0
Passing Yards	117	153
Total Yards	177	263
Punt Returns-Yards	1-0	6-39
Kick Returns-Yards	0-0	0-0
Interceptions-Yards	0-0	0-0
Fumbles-Lost	1-1	4-1
Punts-Average	9-42.8	7-38.6
Penalties-Yards	10-67	7-54
Third Down Conv.	3-15	3-12
Fourth Down Conv.	0-3	0-1
Sacks By-Yards	3-26	2-31
Possession Time	24:43	35:17

Rushing

PITT — Carter 4-33; A. Davis 8-24; V. Davis 3-15; Patti 1-3; Jacques-Louis 3-(-3); Pickett 8-(-12).
VT — Robinson 1-32; McCleese 12-31; Hooker 20-27; Turner 4-18; Steward 4-17; Mitchell 1-1, 1 TD; King 3-0; Team 3-(-16).

Passing

PITT — Pickett 10-26-0, 103 yards; Patti 1-2-0, 14 yards.
VT — Hooker 10-13-0, 153 yards, 2 TD; Patterson 0-1-0, 0 yards.

Receiving

PITT — Wayne 4-68; Mack 3-18; Mathews 1-14; Jacques-Louis 1-8; A. Davis 1-7; V. Davis 1-2.
VT — Turner 3-30, 1 TD; Robinson 2-74; Keene 2-45; McCleese 2-2; Hazelton 1-2, 1 TD.

BOSTON COLLEGE 26 PITT 19

Nov. 30, 2019 • Heinz Field • 40,889

Pitt concluded the regular season with a 26-19 setback to visiting Boston College...the Panthers (7-5, 4-4) committed four critical turnovers and struggled to contain the Eagles' standout tailback AJ Dillon, who rushed for 178 yards...needing a win to secure bowl eligibility, Boston College (6-6, 4-4) built an early 10-point lead...however, Alex Kessman kept Pitt in contention with three field goals in the second quarter, including a 48-yarder on the final play before intermission...Kessman finished the game a perfect 5-for-5 on placements (four field goals and an extra point)...on the opening drive of the second half, Vincent Davis broke a 39-yard TD run to give the Panthers their first and only lead at 16-13...but Boston College answered less than a minute later with a 61-yard scoring burst from Dillon to retake the lead for good...Pitt QB Kenny Pickett completed 30-of-40 passes for 323 yards...his top target was Jared Wayne, who had a game-high 100 receiving yards on six catches...Wayne became the first Pitt freshman with a 100-yard receiving game since Tyler Boyd in 2013...but struggles in the red zone and three lost fumbles proved to be the Panthers' undoing as Boston College claimed its first victory in Pittsburgh since 1998...prior to the game, Pitt honored 17 players for Senior Day.

BOSTON COLLEGE	6	7	10	3	26
PITT	0	9	7	3	19

First Quarter

BC — Boumerhi 29-yard field goal 5:33
BC — Boumerhi 32-yard field goal 3:00

Second Quarter

PITT — Kessman 23-yard field goal 14:11
BC — Long 25-yard pass from Grosel (Boumerhi kick) 9:49
PITT — Kessman 35-yard field goal 6:03
PITT — Kessman 48-yard field goal 0:00

Third Quarter

PITT — V. Davis 39-yard run (Kessman kick) 12:22
BC — Dillon 61-yard run (Boumerhi kick) 11:31
BC — Boumerhi 30-yard field goal 0:57

Fourth Quarter

BC — Boumerhi 22-yard field goal 9:41
PITT — Kessman 43-yard field goal 5:26

Team Stats	BC	PITT
First Downs	20	22
Rushes-Yards	60-264	24-71
Comp-Att-Int	9-19-0	30-41-1
Passing Yards	123	323
Total Yards	387	394
Punt Returns-Yards	3-10	3-0
Kick Returns-Yards	3-65	1-4
Interceptions-Yards	1-36	0-0
Fumbles-Lost	0-0	5-3
Punts-Average	5-37.8	3-47.7
Penalties-Yards	5-40	4-19
Third Down Conv.	9-21	6-13
Fourth Down Conv.	2-2	1-1
Sacks By-Yards	4-30	1-12
Possession Time	34:52	25:08

Rushing

BC — Dillon 32-178, 1 TD; Grosel 10-51; Bailey 11-25; White 2-8; Levy 1-6; Flowers 1-3; Team 3-(-7).
PITT — V. Davis 5-45, 1 TD; A. Davis 10-43; Jacques-Louis 1-11; Wayne 1-(-3); Pickett 7-(-25).

Passing

BC — Grosel 9-19-0, 123 yards, 1 TD.
PITT — Pickett 30-40-1, 323 yards; Patti 0-1-0, 0 yards.

Receiving

BC — Long 2-36, 1 TD; White 2-32; Flowers 2-27; Dillon 2-18; Idrizi 1-10.
PITT — Ffrench 9-79; Wayne 6-100; Jacques-Louis 6-80; Griffin-Stewart 3-21; A. Davis 2-15; Gragg 1-19; Mathews 1-6; Wheeler 1-3; V. Davis 1-0.

RUSHING INDIVIDUAL

200 yards rushing:

By Pitt: 235, Qadree Ollison vs. Virginia Tech, 11-10-18 (16 att., 3 TD).
By Opponent: 224, Justin Jackson, Northwestern, 12-28-16 (Pinstripe Bowl) (32 att., 3 TD).

300 yards rushing:

By Pitt: 303, Tony Dorsett vs. Notre Dame, 11-15-75 (23 att., 1 TD).
By Opponent: DNA

30 or more rushing attempts:

By Pitt: 30, James Conner at North Carolina, 11-15-14 (220 yards, 4 TD).
By Opponent: 32, AJ Dillon, Boston College, 11-30-19 (178 yards, 1 TD).

Three rushing touchdowns:

By Pitt: Qadree Ollison vs. Virginia Tech, 11-10-18.
By Opponent: Justin Jackson, Northwestern, 12-28-16 (Pinstripe Bowl).

Four rushing touchdowns:

By Pitt: Darrin Hall vs. North Carolina, 11-9-17.
By Opponent: Rennie Childs, Oklahoma State, 9-17-16.

50+ yard touchdown run:

By Pitt: 61, Vincent Davis at Georgia Tech, 11-2-19.
By Opponent: 61, AJ Dillon, Boston College, 11-30-19.

60+ yard touchdown run:

By Pitt: 61, Vincent Davis at Georgia Tech, 11-2-19.
By Opponent: 61, AJ Dillon, Boston College, 11-30-19.

70+ yard touchdown run:

By Pitt: 97, Qadree Ollison vs. Virginia Tech, 11-10-18.
By Opponent: 75, Travis Etienne, Clemson, 12-1-18.

80+ yard touchdown run:

By Pitt: 97, Qadree Ollison vs. Virginia Tech, 11-10-18.
By Opponent: 83, Nyheim Hines, NC State, 10-14-17.

90+ yard touchdown run:

By Pitt: 97, Qadree Ollison vs. Virginia Tech, 11-10-18.
By Opponent: 96, Antowain Smith, Houston, 9-14-96.

Two 100-yard rushers:

By Pitt: 11-10-18 vs. Virginia Tech, Qadree Ollison (235) and Darrin Hall (186).
By Opponent: 9-23-17, Georgia Tech, KirVonte Benson (196) and TaQuon Marshall (112).

Three 100-yard rushers:

By Pitt: 12-26-75 vs. Kansas (Sun Bowl), Tony Dorsett (142), Elliott Walker (123) and Robert Haygood (101).
By Opponent: DNA

Five different rushers with a touchdown:

By Pitt: 11-26-16 vs. Syracuse, James Conner (2), George Aston, Nathan Peterman, Quadree Henderson and Maurice Ffrench.
By Opponent: Georgia Tech, 10-25-14, Broderick Snoddy (3), Justin Thomas, Tony Zenon, Matt Connors and Deon Hill.

PASSING INDIVIDUAL

300 yards passing:

By Pitt: 323, Kenny Pickett vs. Boston College, 11-30-19 (30-for-40, 1 INT).
By Opponent: 322, Sam Howell, North Carolina, 11-14-19 (27-for-43, 3 TD, 1 INT).

400 yards passing:

By Pitt: 410, Max Browne vs. Rice, 9-30-17 (28-for-32, 4 TD).
By Opponent: 497, Mason Rudolph, Oklahoma State, 9-16-17 (23-for-32, 5 TD, 1 INT).

Four touchdown passes:

By Pitt: Max Browne vs. Rice, 9-30-17.
By Opponent: Daniel Jones, Duke, 10-27-18.

Five touchdown passes:

By Pitt: Nathan Peterman at Clemson, 11-12-16.
By Opponent: Mason Rudolph, Oklahoma State, 9-16-17.

Six touchdown passes:

By Pitt: Tom Savage at Duke, 9-21-13.
By Opponent: Mike Teel, Rutgers, 10-25-08.

Seven touchdown passes:

By Pitt: Pete Gonzalez at Rutgers, 10-25-97.
By Opponent: DNA

60+ yard TD pass:

By Pitt: 74, vs. North Carolina, 11-14-19, Kenny Pickett to Shockey Jacques-Louis.
By Opponent: 94, Syracuse, 10-18-19, Clayton Welch to Taj Harris.

70+ yard TD pass:

By Pitt: 74, vs. North Carolina, 11-14-19, Kenny Pickett to Shockey Jacques-Louis.
By Opponent: 94, Syracuse, 10-18-19, Clayton Welch to Taj Harris.

80+ yard TD pass:

By Pitt: 80, at Cincinnati, 9-8-06, Tyler Palko to Derek Kinder.
By Opponent: 94, Syracuse, 10-18-19, Clayton Welch to Taj Harris.

90+ yard TD pass:

By Pitt: 91, at Rutgers, 9-17-92, Alex Van Pelt to Dietrich Jells.
By Opponent: 94, Syracuse, 10-18-19, Clayton Welch to Taj Harris.

45 or more pass attempts:

By Pitt: 29-for-48, Kenny Pickett at Duke, 10-5-19 (268 yards, 3 TD, 2 INT).
By Opponent: 33-for-49, Eric Dungey, Syracuse, 10-7-17 (365 yards, 2 TD).

30 or more pass completions:

By Pitt: 30-for-40, Kenny Pickett vs. Boston College, 11-30-19 (323 yards, 1 INT).
By Opponent: 33-for-49, Eric Dungey, Syracuse, 10-7-17 (365 yards, 2 TD).

RECEIVING INDIVIDUAL

100+ yards receiving:

By Pitt: 100, Jared Wayne vs. Boston College, 11-30-19 (6 receptions).
By Opponent: 170, Dazz Newsome, North Carolina, 11-14-19 (11 receptions, 1 TD).

150+ yards receiving:

By Pitt: 176, Jester Weah vs. Marshall, 10-1-16 (7 receptions, 1 TD).
By Opponent: 170, Dazz Newsome, North Carolina, 11-14-19 (11 receptions, 1 TD).

200+ yards receiving:

By Pitt: 207, Larry Fitzgerald at Rutgers, 10-18-03 (8 receptions, 2 TD).
By Opponent: 202, Mike Williams, Clemson, 11-12-16 (15 receptions, 1 TD).

Two 100-yard receivers:

By Pitt: 9-21-13 at Duke, Devin Street (166) and Tyler Boyd (154).
By Opponent: 151, Gabriel Davis (10 receptions, 2 TD) and 136, Tre Nixon (7 receptions), UCF, 9-21-19.

10 or more receptions:

By Pitt: 11, Maurice Ffrench at Georgia Tech, 11-2-19 (71 yards).
By Opponent: 11, Dazz Newsome, North Carolina, 11-14-19 (170 yards, 1 TD).

Three receiving touchdowns:

By Pitt: Tyler Boyd at Duke, 9-21-13.
By Opponent: Jalen McCleskey, Oklahoma State, 9-16-17.

Four receiving touchdowns:

By Pitt: Billy Davis vs. Rutgers, 11-19-94.
By Opponent: Amba Etta-Tawo (5), Syracuse, 11-26-16.

60+ yard TD reception:

By Pitt: 74, vs. North Carolina, 11-14-19, Kenny Pickett to Shockey Jacques-Louis.
By Opponent: 94, Syracuse, 10-18-19, Clayton Welch to Taj Harris.

70+ yard TD reception:

By Pitt: 74, vs. North Carolina, 11-14-19, Kenny Pickett to Shockey Jacques-Louis.
By Opponent: 94, Syracuse, 10-18-19, Clayton Welch to Taj Harris.

80+ yard TD reception:

By Pitt: 80, at Cincinnati, 9-8-06, Tyler Palko to Derek Kinder.
By Opponent: 94, Syracuse, 10-18-19, Clayton Welch to Taj Harris.

90+ yard TD reception:

By Pitt: 91, at Rutgers, 9-17-92, Alex Van Pelt to Dietrich Jells.
By Opponent: 94, Syracuse, 10-18-19, Clayton Welch to Taj Harris.

COMBOS

100 yards rushing and 100 yards passing (one player):

By Pitt: Billy Daniels vs. Syracuse (165 rushing/121 passing), 11-3-73.
By Opponent: Keenan Reynolds, Navy (144 rushing/126 passing), 12-28-15 (Military Bowl).

100-yard rusher and 300-yard passer:

By Pitt: 11-12-16 at Clemson, James Conner (132 rushing) and Nathan Peterman (308 passing).
By Opponent: 11-14-19, North Carolina, Antonio Williams (107 rushing) and Sam Howell (322 passing).

100-yard rusher and 400-yard passer:

By Pitt: 9-21-13 at Duke, James Conner (173 rushing) and Tom Savage (424 passing).
By Opponent: 9-17-16, Oklahoma State, Rennie Childs (101 rushing) and Mason Rudolph (540 passing).

100-yard rusher, 100-yard receiver and 300-yard passer:

By Pitt: 11-12-16 at Clemson, James Conner (132 rushing), Scott Orndoff (128 receiving) and Nathan Peterman (308 passing).
By Opponent: 11-14-19, North Carolina, Antonio Williams (107 rushing), Dazz Newsome (170 receiving) and Sam Howell (322 passing).

200-yard rusher, 200-yard receiver and 300-yard passer:

By Pitt: 10-21-00 vs. Boston College, Kevan Barlow (209 rushing), Antonio Bryant (222 receiving) and John Turman (332 passing).
By Opponent: DNA

SCORING INDIVIDUAL

Three total touchdowns:

By Pitt: Qadree Ollison vs. Virginia Tech (three rushing), 11-10-18.
By Opponent: Jalen McCleskey, Oklahoma State (three receiving), 9-16-17.

Four total touchdowns:

By Pitt: Darrin Hall vs. North Carolina (four rushing), 11-9-17.
By Opponent: Amba Etta-Tawo (5), Syracuse (five receiving), 11-26-16.

Five total touchdowns:

By Pitt: Norman Bill Budd (6) vs. Ohio (six rushing), 1910.
By Opponent: Amba Etta-Tawo, Syracuse (five receiving), 11-26-16.

Two-point conversion (rushing):

By Pitt: Jordan Whitehead at Syracuse, 10-7-17.
By Opponent: Jalon Calhoun, Duke, 10-5-19.

Two-point conversion (passing):

By Pitt: Kenny Pickett to Rafael Araujo-Lopes vs. Duke, 10-27-18.
By Opponent: Ryan Willis to Eric Kumah, Virginia Tech, 11-10-18.

Defensive two-point conversion:

By Pitt: Doug Hetzler returned blocked PAT attempt at Syracuse, 9-22-90.
By Opponent: Matt Taffoni, West Virginia, interception return, 10-15-94.

Safety:

By Pitt: 10-27-18 vs. Duke (Duke lateraled through its own end zone).
By Opponent: 9-8-18, Penn State (Pitt holding penalty in end zone).

Two safeties in same game:

By Pitt: 9-13-14 at FIU (Punter Chris Ayers kicks ball out of end zone on bad snap; E.J. Hilliard intentional grounding in end zone).
By Opponent: DNA

One player throw, catch and rush for touchdown (same game):

By Pitt: Jawan Walker at Boston College, 11-1-03 (35-yard pass to Larry Fitzgerald; 47-yard catch from Rod Rutherford; 3-yard rush).
By Opponent: DNA

SPECIAL TEAMS INDIVIDUAL

Three field goals:

By Pitt: Alex Kessman (4) vs. Boston College, 11-30-19.
By Opponent: Aaron Boumerhi (4), Boston College, 11-30-19.

Four field goals:

By Pitt: Alex Kessman vs. Boston College, 11-30-19.
By Opponent: Aaron Boumerhi, Boston College, 11-30-19.

Five field goals:

By Pitt: Conor Lee at Notre Dame, 11-1-08.
By Opponent: Joey Slye (6), Virginia Tech, 10-27-16.

50-yard field goal:

By Pitt: 54, Alex Kessman vs. Miami, 10-26-19.
By Opponent: 57, Jordan Stout, Penn State, 9-14-19.

Missed PAT kick (not blocked):

By Pitt: Alex Kessman at Duke, 10-5-19.
By Opponent: Brenton King, Georgia Tech, 9-15-18.

Blocked PAT kick:

By Pitt: Ejuan Price vs. Syracuse (SU kicker Cole Murphy), 11-26-16.
By Opponent: Carlos Basham, Wake Forest (Pitt kicker Alex Kessman), 11-17-18.

70+ yard punt:

By Pitt: 73 yards, Kirk Christodoulou at Miami, 11-24-18.
By Opponent: 71 yards, Andrew Osteen, UCF, 9-21-19.

Blocked punt:

By Pitt: Wendell Davis vs. Delaware, 9-28-19.
By Opponent: Jerry Howard Jr., Georgia Tech, 11-2-19.

Blocked punt for a touchdown:

By Pitt: Wendell Davis vs. UCF, 18-yard return (blocked by Aaron Mathews), 9-21-19.
By Opponent: Brandon Bing, Rutgers, recovered in end zone (blocked by Wayne Warren), 10-23-10.

Blocked field goal:

By Pitt: Alex Bookser at Duke, 10-21-17.
By Opponent: Dexter Lawrence, Clemson, 11-12-16.

Blocked field goal for a touchdown:

By Pitt: Bernard "Josh" Lay vs. Connecticut, 71 yards, 11-12-05.
By Opponent: Ronyell Whitaker, Virginia Tech, 71 yards, 11-3-01.

Kickoff return for a touchdown:

By Pitt: Maurice Ffrench at Notre Dame, 99 yards, 10-13-18.
By Opponent: Anthony Ratliff-Williams, North Carolina, 98 yards, 11-9-17.

Punt return for a touchdown (not blocked):

By Pitt: Rafael Araujo-Lopes at UCF, 86 yards, 9-29-18.
By Opponent: Otis Anderson, UCF, 87 yards, 9-21-19.

DEFENSE INDIVIDUAL

15+ tackles:

By Pitt: 15, Matt Galambos vs. Northwestern (Military Bowl), 12-28-16.
By Opponent: 16, Quin Blanding, Virginia, 10-15-16.

20+ tackles:

By Pitt: 20, H.B. Blades at Louisville, 11-3-05.
By Opponent: 20, David Bavaro, Syracuse, 12-3-88.

Three sacks:

By Pitt: 3, Jaylen Twyman vs. Ohio, 9-7-19.
By Opponent: 3, Greg Rousseau, Miami, 10-26-19.

Four sacks:

By Pitt: 5, Ejuan Price vs. Louisville, 11-21-15.
By Opponent: 4, Brandon Sharpe, Syracuse, 10-5-12.

Four tackles for loss:

By Pitt: 4, Ejuan Price at Oklahoma State, 9-17-16.
By Opponent: 4, Alton Robinson, Syracuse, 10-6-18.

Two forced fumbles:

By Pitt: 2, Patrick Jones II at Duke, 10-5-19.
By Opponent: 2, Alton Robinson, Syracuse, 10-6-18.

Two fumble recoveries:

By Pitt: 2, Rashad Weaver vs. Penn State, 9-8-18.
By Opponent: 2, Tanner Karafa, Boston College, 11-30-19.

Two interceptions:

By Pitt: Paris Ford at Duke, 10-5-19.
By Opponent: DJ Ivey, Miami, 10-26-19.

Three interceptions:

By Pitt: Shawntae Spencer, vs. Ohio, 8-31-02.
By Opponent: Keion Carpenter, Virginia Tech, 9-26-98.

Interception return for a touchdown:

By Pitt: Paris Ford at Duke, 26 yards, 10-5-19.
By Opponent: Justin Phillips, Oklahoma State, 10 yards, 9-16-17.

Two interception returns for touchdowns (same game):

By Pitt: Darrelle Revis (19 yards) followed by Clint Session (78 yards) vs. Virginia, 9-2-06.
By Opponent: USF, Nate Allen (37 yards) followed by Trae Williams (21 yards), 11-24-07.

Fumble return for a touchdown:

By Pitt: Dane Jackson vs. Syracuse (35 yards), 10-6-18.
By Opponent: Norell Pollard, Virginia Tech (seven yards), 11-23-19.

TEAM SCORING

40 points scored by team:

By Pitt: 52 vs. Virginia Tech, 11-10-18.
By Opponent: 42, Clemson, 12-1-18.

50 points scored by team:

By Pitt: 52 vs. Virginia Tech, 11-10-18.
By Opponent: 51, Penn State, 9-8-18.

60 points scored by team:

By Pitt: 76 vs. Syracuse, 11-26-16.
By Opponent: 61, Syracuse, 11-26-16.

70 points scored by team:

By Pitt: 76 vs. Syracuse, 11-26-16.
By Opponent: 72, Ohio State, 9-21-16.

40+ point margin of victory (vs. FBS teams only):

By Pitt: 56-14 vs. Duke, 11-19-16.
By Opponent: 51-6 vs. Penn State, 9-8-18.

50+ point margin of victory (vs. FBS teams only):

By Pitt: 76-0 at Temple, 9-24-76.
By Opponent: 60-6 at Notre Dame, 11-16-96.

20 first-quarter points:

By Pitt: 21 vs. Rice, 9-30-17.
By Opponent: 21, Oklahoma State, 9-16-17.

20 second-quarter points:

By Pitt: 21 vs. Virginia Tech, 11-10-18.
By Opponent: 28, Oklahoma State, 9-16-17.

20 third-quarter points:

By Pitt: 21 vs. Syracuse, 11-26-16.
By Opponent: 21, UCF, 9-21-19.

20 fourth-quarter points:

By Pitt: 20 vs. Syracuse, 11-26-16.
By Opponent: 20, Duke, 10-5-19.

30 points scored in first half:

By Pitt: 31 vs. Virginia Tech, 11-10-18.
By Opponent: 31, UCF, 9-29-18.

30 points scored in second half:

By Pitt: 41 vs. Syracuse, 11-26-16.
By Opponent: 40, Syracuse, 11-26-16.

Failed to score a touchdown:

By Pitt: vs. Virginia Tech, 11-23-19 (Pitt lost, 28-0).
By Opponent: Delaware, 8-30-14 (Pitt won, 62-0).

Two defensive touchdowns (same game):

By Pitt: Ricky Gary (3-yard fumble return) and Scott McKillop (18-yard interception return) vs. Louisville, 11-8-08.
By Opponent: USF, Nate Allen (37-yard interception return) and Trae Williams (21-yard interception return), 11-24-07.

Shutout:

By Pitt: 62-0 vs. Delaware, 8-30-14.
By Opponent: Virginia Tech, 28-0, 11-23-19.

Shutout at home:

By Pitt: 62-0 vs. Delaware, 8-30-14.
By Opponent: Virginia Tech, 28-0, 11-23-19.

Shutout on the road:

By Pitt: 42-0 at Rutgers, 11-10-01.
By Opponent: West Virginia, 34-0, 8-31-96.

First half shutout:

By Pitt: 21-0 vs. Georgia Tech, 9-15-18 (Pitt won, 24-19).
By Opponent: Virginia Tech, 21-0, 11-23-19 (Pitt lost, 28-0).

Second half shutout:

By Pitt: 0-0 vs. Albany, 9-1-18 (Pitt won, 33-7).
By Opponent: Virginia Tech, 7-0, 11-23-19 (Pitt lost, 28-0).

TEAM OFFENSE

500 yards in total offense:

By Pitt: 654 vs. Virginia Tech, 11-10-18 (492 rush, 162 pass).
By Opponent: 619, Duke, 10-27-18 (223 rush, 396 pass).

600 yards in total offense:

By Pitt: 654 vs. Virginia Tech, 11-10-18 (492 rush, 162 pass).
By Opponent: 619, Duke, 10-27-18 (223 rush, 396 pass).

300 yards passing:

By Pitt: 323 vs. Boston College, 11-30-19 (30-for-41, 1 INT).
By Opponent: 322, North Carolina, 11-14-19 (27-for-43, 3 TD, 1 INT).

400 yards passing:

By Pitt: 410 vs. Rice, 9-30-17 (28-for-32, 4 TD).
By Opponent: 572, Oklahoma State, 9-16-17 (26-for-37, 5 TD, 1 INT).

300 yards rushing:

By Pitt: 492 vs. Virginia Tech, 11-10-18 (36 att., 6 TD).
By Opponent: 301, Clemson, 12-1-18 (35 att., 4 TD).

400 yards rushing:

By Pitt: 492 vs. Virginia Tech, 11-10-18 (36 att., 6 TD).
By Opponent: 436, Georgia Tech, 9-23-17 (67 att., 5 TD).

40 minutes in possession time:

By Pitt: 41:09 at North Carolina, 9-24-16.
By Opponent: 42:05, Navy (Military Bowl), 12-28-15.

99-yard touchdown drive:

By Pitt: vs. Penn State, 9-10-16 (10 plays, 4:43).
By Opponent: Georgia Tech, 9-15-18 (14 plays, 3:31).

15-play scoring drive:

By Pitt: vs. Delaware, 9-28-19 (17 plays, 73 yards, 6:20, FG).
By Opponent: Syracuse, 10-18-19 (15 plays, 75 yards, 4:19, TD).

TEAM DEFENSE

Held opponent under 100 yards in total offense:

By Pitt: 64, vs. Delaware, 8-30-14 (33 rushing, 31 passing).
By Opponent: 94, Boston College, 10-7-95 (-11 rushing, 105 passing).

Held opponent under 100 yards passing:

By Pitt: 52 at Miami, 11-24-18 (6-for-24).
By Opponent: 8, Clemson, 12-1-18 (4-for-16).

Held opponent under 50 yards passing:

By Pitt: 48 at Georgia Tech, 9-23-17 (4-for-7).
By Opponent: 8, Clemson, 12-1-18 (4-for-16).

Held opponent under 100 yards rushing:

By Pitt: 86 at Georgia Tech, 11-2-19 (29 att.).
By Opponent: 71, Boston College, 11-30-19 (24 att.).

Held opponent under 75 yards rushing:

By Pitt: 54 vs. Miami, 10-26-19 (27 att.).
By Opponent: 71, Boston College, 11-30-19 (24 att.).

Held opponent under 50 yards rushing:

By Pitt: 43 vs. Delaware, 9-28-19 (31 att.).
By Opponent: 24, Penn State, 9-14-19 (25 att.).

Held opponent under 25 yards rushing:

By Pitt: 18, at North Carolina, 9-24-16 (22 att.).
By Opponent: 24, Penn State, 9-14-19 (25 att.).

Held an opponent to negative yards rushing:

By Pitt: -1, vs. Louisville, 11-21-15 (24 att.).
By Opponent: -5, Georgia Tech, 11-2-13 (21 att.).

Forced six turnovers:

By Pitt: 6 at Duke, 10-5-19 (3 interceptions, 3 fumbles).
By Opponent: 6, Georgia Tech, 10-25-14 (6 fumbles).

Forced five turnovers:

By Pitt: 6 at Duke, 10-5-19 (3 interceptions, 3 fumbles).
By Opponent: 6, Georgia Tech, 10-25-14 (6 fumbles).

Forced four turnovers:

By Pitt: 6 at Duke, 10-5-19 (3 interceptions, 3 fumbles).
By Opponent: 4, Boston College, 11-30-19 (3 fumbles, 1 interception).

Forced three interceptions:

By Pitt: 3 at Duke, 10-5-19.
By Opponent: 3, Northwestern, 12-28-16 (Pinstripe Bowl).

Recovered three fumbles:

By Pitt: 3 at Duke, 10-5-19.
By Opponent: 3, Boston College, 11-30-19.

PENALTIES

100+ yards in penalties:

By Pitt: 145 at Duke, 15 penalties, 10-5-19.
By Opponent: 101, Clemson, 9 penalties, 11-12-16.

10+ penalties

By Pitt: 10 vs. Virginia Tech, 67 yards, 11-23-19.
By Opponent: 10, Virginia, 80 yards, 11-2-18.

Zero penalties:

By Pitt: vs. Youngstown State, 9-2-17.
By Opponent: West Virginia, 11-13-76.

OVERTIME GAMES

Overtime win at home:

By Pitt: 34-27 vs. North Carolina, 11-14-19.
By Opponent: Notre Dame, 29-26 (3OT), 11-3-12.

Overtime win on the road:

By Pitt: 36-33 (4OT) at Notre Dame, 11-1-08.
By Opponent: Duke, 51-48 (2OT), 11-1-14.

PITT HISTORY IN OVERTIME GAMES

All-Time OT Games: 18 (9-9)

1OT Games: 9 (6-3)

2OT Games: 6 (1-5)

3OT Games: 2 (1-1)

4OT Games: 1 (1-0)

DATE	OPPONENT	RESULT
Sept. 14, 1996	Houston	L, 42-35
Oct. 25, 1997	at Rutgers	W, 55-48 (2OT)
Nov. 28, 1997	at West Virginia	W, 41-38 (3OT)
Oct. 7, 2000	at Syracuse	L, 24-17 (2OT)
Oct. 26, 2002	Boston College	W, 19-16
Sept. 25, 2004	Furman	W, 41-38
Oct. 16, 2004	Boston College	W, 20-17
Nov. 6, 2004	at Syracuse	L, 38-31 (2OT)
Sept. 9, 2005	at Ohio	L, 16-10
Nov. 11, 2006	at Connecticut	L, 46-45 (2OT)
Oct. 10, 2007	Navy	L, 48-45 (2OT)
Nov. 1, 2008	at Notre Dame	W, 36-33 (4OT)
Sept. 2, 2010	at Utah	L, 27-24
Nov. 3, 2012	at Notre Dame	L, 29-26 (3OT)
Nov. 1, 2014	Duke	L, 51-48 (2OT)
Sept. 2, 2017	Youngstown State	W, 28-21
Oct. 6, 2018	Syracuse	W, 44-37
Nov. 14, 2019	North Carolina	W, 34-27

Pitt wins in bold

INDIVIDUAL RUSHING

Most Attempts: 32, Tony Dorsett (Sugar, 1977)

Most Yards: 229, James Conner (Little Caesars Pizza, 2013)

Longest Rush: 69, Toby Uansa (Rose 1930)

Rushing Touchdowns: 2, Tony Dorsett (Sun, 1975); James Conner (Armed Forces, 2015)

INDIVIDUAL PASSING

Most Attempts: 44, John Congemi (Fiesta, 1984)

Most Completions: 31, John Congemi (Fiesta, 1984)

Most Yards: 387, Matt Cavanaugh (Gator, 1977)

Most Touchdowns: 4, Matt Cavanaugh (Gator, 1977)

Most Interceptions: 3, Nathan Peterman (Military, 2015), Rick Trocano (Tangerine, 1978), Billy Daniels (Fiesta, 1973)

Longest Passing Play: 89, Pete Gonzalez to Jake Hoffart (Liberty, 1997)

INDIVIDUAL TOTAL OFFENSE

Most Yards: 402, Matt Cavanaugh (Gator, 1977) (387 pass, 15 rush)

Touchdown Responsibility: 4, Matt Cavanaugh (Gator, 1977) (4 pass, 0 rush)

INDIVIDUAL RECEIVING

Most Receptions: 10, Gordon Jones (Gator, 1977)

Most Yards: 173, Tyler Boyd (Little Caesars Pizza, 2013)

Most Touchdown Receptions: 3, Elliott Walker (Gator, 1977)

Longest Pass Reception: 89, Jake Hoffart from Pete Gonzalez (Liberty, 1997)

INDIVIDUAL PUNTING

Most Times Punted: 9, Dave Brytus (Sun, 2008)

Highest Average: 45.0, Dan Hutchins (Meineke Car Care, 2009)

Longest Punt: 58, Kirk Christodoulou (Sun, 2018)

INDIVIDUAL INTERCEPTIONS

Most Interceptions: 2, four times

Most Interception Return Yards: 71, Bill Daddio, 1 INT. (Rose, 1937)

Longest Interception Return: 71, Bill Daddio, (Rose, 1937)

Interception Return for a Touchdown: 71, Bill Daddio, (Rose, 1937)

INDIVIDUAL RETURNS

Most Punt Returns: 6, T.J. Porter (Sun, 2008)

Most Punt Return Yards: 86, T.J. Porter (Sun, 2008)

Longest Punt Return: 66, Shawn Robinson (Insight, 2002)

Most Kickoff Return Yards: 162, Quadree Henderson (Military, 2015)

Longest Kickoff Return: 100, Quadree Henderson (Military, 2015)

Returns for a Touchdown: 1, Shawn Robinson (Insight, 2002) (66-yard punt return); Tyler Boyd (Little Caesars Pizza, 2013) (54-yard punt return); Quadree Henderson (Military, 2015) (100-yard kickoff return)

INDIVIDUAL SCORING

Most Touchdowns Scored: 3, Elliott Walker (Gator, 1977)

Most Points Scored: 18, Elliott Walker (Gator, 1977)

Most Points Scored (Kicking): 13, Dave Trout (Gator, 1980), Dan Hutchins (Meineke Car Care, 2009)

Most PAT Attempted: 4, five times, last, Chris Blewitt (Military, 2015)

Most PAT Made: 4, five times, last, Chris Blewitt (Military, 2015)

Most FG Attempted: 5, Dan Hutchins (Meineke Car Care, 2009)

Most FG Made: 4, Dan Hutchins (Meineke Car Care, 2009)

Longest FG Made: 52, Chris Blewitt (Armed Forces, 2015)

INDIVIDUAL MISCELLANEOUS

Fumble Returned for TD: Jordan Whitehead, 22 yards (Military, 2015); Tyre Young, 16 yards (Tangerine, 2001); Jimmy Hagan, 20 yards (Rose, 1928)

Three 100-yard Rushers: Tony Dorsett (142), Elliott Walker (123), and Robert Haywood (101) (Sun, 1975)

TEAM RUSHING

Most Attempts: 66 (Sugar, 1977)

Most Net Yards: 288 (Sugar, 1977)

Rushing Touchdowns: 3 (Sun, 1975; Insight, 2002; Armed Forces, 2015)

TEAM PASSING

Most Attempts: 46 (Fiesta, 1984)

Most Completions: 31 (Fiesta, 1984)

Most Yards: 387 (Gator, 1977)

Most Touchdowns: 4 (Gator, 1977)

Most Interceptions: 4 (Fiesta, 1973)

PITT BOWL RECORDS



TEAM TOTAL OFFENSE

Most Plays: 88 (Gator, 1977)

Most Yards: 566 (Gator, 1977) (179 pass, 387 rush)

TEAM PUNTING

Most Times Punted: 10 (Sun, 2008)

Highest Average: 45.0 (Meineke Car Care, 2009)

TEAM INTERCEPTIONS

Most Interceptions: 5 (Rose, 1928)

Most Interception Return Yards: 78 (Rose, 1937)

TEAM PUNT RETURNS

Most Returned: 6 (Gator, 1980; Sun, 2008)

Most Yards: 86 (Sun, 2008)

TEAM KICKOFF RETURNS

Most Returned: 7 (Insight.com, 2000)

Most Yards: 162 (Military, 2015)

TEAM SCORING

Most Points Scored: 38 (Insight, 2002)

Most Points in a Quarter: 21, second quarter (Tangerine, 2001)

Most Points in a Half: 28, second half (Insight, 2002)

Most Touchdowns Scored: 5, vs. Oregon State (Insight, 2002)

Most Field Goals Made: 4 (Meineke Car Care, 2009)

TEAM MISCELLANEOUS

Most First Downs: 30 (Gator, 1977)

Most First Downs Rushing: 18 (Sugar, 1977)

Most First Downs Passing: 18 (Gator, 1977)

Most Penalties: 14 (Sugar, 1982)

Most Penalty Yards: 96 (Sugar, 1982)

Most Fumbles: 5, three times

Most Fumbles Lost: 4 (Fiesta, 1973)

Most Blocked Extra Points: 3 (Fiesta, 1973)

OPPONENT INDIVIDUAL RECORDS

Most Rushing Yards: 224, Justin Jackson, Northwestern (Pinstripe, 2016)

Most Rushing TDs: 3, Justin Jackson, Northwestern (Pinstripe, 2016); Keenan Reynolds, Navy (Military, 2015); Woody Green, Arizona State (Fiesta, 1973)

Most Passing Yards: 368, Brett Stafford, Texas (Bluebonnet, 1987)

Most Passing TDs: 4, Alex Smith, Utah (Fiesta, 2004)

Most Receiving Yards: 242, Tony Jones, Texas (Bluebonnet, 1987)

Most Receiving TDs: 2, Greg Little, North Carolina (Meineke Car Care, 2009); Paris Warren, Utah (Fiesta, 2004); Chris Anthony, Iowa State (Insight.com, 2000); Tony Jones, Texas (Bluebonnet, 1987); Deontay Greenberry, Houston (Armed Forces, 2015)

Most Interceptions: 2, Brendon Clements, Navy (Military, 2015), Dave Liggins, Arizona (Fiesta, 1979); Mike Haynes, Arizona State (Fiesta, 1973)

PITT ALL-TIME BOWL HISTORY (13W-21L)

Season	Bowl	Opponent	Result
1927*	Rose	Stanford	L, 6-7
1929*	Rose	Southern Cal	L, 14-47
1932*	Rose	Southern Cal	L, 0-35
1936*	Rose	Washington	W, 21-0
1955*	Sugar	Georgia Tech	L, 0-7
1956	Gator	Georgia Tech	L, 14-21
1973	Fiesta	Arizona State	L, 7-28
1975	Sun	Kansas	W, 33-19
1976*	Sugar	Georgia	W, 27-3
1977	Gator	Clemson	W, 34-3
1978	Tangerine	NC State	L, 17-30
1979	Fiesta	Arizona	W, 16-10
1980	Gator	South Carolina	W, 37-9
1981*	Sugar	Georgia	W, 24-20
1982*	Cotton	Southern Methodist	L, 3-7
1983*	Fiesta	Ohio State	L, 23-28
1987	Bluebonnet	Texas	L, 27-32
1989	John Hancock	Texas A&M	W, 31-28
1997	Liberty	Southern Mississippi	L, 7-41
2000	Insight.com	Iowa State	L, 29-37
2001	Tangerine	NC State	W, 34-19
2002	Insight	Oregon State	W, 38-13
2003	Continental Tire	Virginia	L, 16-23
2004*	Fiesta	Utah	L, 7-35
2008	Sun	Oregon State	L, 0-3
2009	Meineke Car Care	North Carolina	W, 19-17
2010*	BBVA Compass	Kentucky	W, 27-10
2011*	BBVA Compass	Southern Methodist	L, 6-28
2012*	BBVA Compass	Mississippi	L, 17-38
2013	Little Caesars Pizza	Bowling Green	W, 30-27
2014*	Armed Forces	Houston	L, 34-35
2015	Military	Navy	L, 28-44
2016	Pinstripe	Northwestern	L, 24-31
2018	Sun	Stanford	L, 13-14

*Game played the following calendar year.

NCAA Statistics

Pittsburgh - 2019-20 Football Ranking Summary thru games 12/07/2019

Statistic	National Rank	Conference Rank	Value	National Leader	Value	Conference Leader	Value
3rd Down Conversion Pct (130 ranked)	67	6	0.396	Ohio St.	0.570	Clemson	0.474
3rd Down Conversion Pct Defense (130 ranked)	17	3	0.317	Kansas St.	0.259	Clemson	0.303
4th Down Conversion Pct (130 ranked)	86	11	0.471	Coastal Carolina	0.793	Virginia Tech	0.667
4th Down Conversion Pct Defense (130 ranked)	98	9	0.588	Florida	0.222	Syracuse	0.368
Blocked Kicks (61 ranked)	28	2	2	Houston	6	Georgia Tech	3
Blocked Kicks Allowed (129 ranked)	86	11	2	30 teams tied	0	5 teams tied	0
Blocked Punts (20 ranked)	5	1	2	Houston	5	Duke	2
						Georgia Tech	2
						Pittsburgh	2
Blocked Punts Allowed (128 ranked)	116	14	2	77 teams tied	0	8 teams tied	0
Completion Percentage (130 ranked)	63	6	0.610	LSU	0.763	Clemson	0.661
Defensive TDs (47 ranked)	47	5	1	Illinois	6	Virginia	3
						Clemson	3
						Virginia Tech	3
Fewest Penalties (130 ranked)	123	12	98	Air Force	40	Wake Forest	50
Fewest Penalties Per Game (130 ranked)	123	12	8.17	Air Force	3.33	Wake Forest	4.17
Fewest Penalty Yards (130 ranked)	119	12	852	Rice	330	Wake Forest	395
Fewest Penalty Yards Per Game (130 ranked)	121	12	71.00	Rice	27.50	Wake Forest	32.92
First Downs Defense (130 ranked)	20	3	209	Clemson	161	Clemson	161
First Downs Offense (130 ranked)	75	7	247	Ohio St.	369	Clemson	349
Fumbles Lost (130 ranked)	108	11	11	Oregon St. San Diego St.	2	Clemson	4
					2	Wake Forest	4
						North Carolina	4
Fumbles Recovered (130 ranked)	101	12	5	Notre Dame	17	Syracuse	12
Kickoff Return Defense (130 ranked)	45	3	19.67	Akron	14.87	Clemson	17.56
Kickoff Returns (130 ranked)	125	14	15.41	Kansas St.	29.81	Virginia	29.30
Net Punting (130 ranked)	118	14	35.80	Kentucky	45.13	Syracuse	43.03
Passes Had Intercepted (130 ranked)	70	8	10	Ga. Southern	0	Boston College	6
Passes Intercepted (127 ranked)	84	10	8	Fla. Atlantic	21	Clemson	17
Passing Offense (130 ranked)	47	7	253.4	Washington St.	444.3	Wake Forest	297.8
Passing Yards Allowed (130 ranked)	20	2	195.6	Clemson	138.5	Clemson	138.5
Passing Yards per Completion (130 ranked)	117	13	10.52	Air Force	24.56	Louisville	16.99
Punt Return Defense (130 ranked)	102	11	10.60	Minnesota	-0.75	Syracuse	1.70
Punt Returns (130 ranked)	91	12	5.76	Alabama	24.67	Miami (FL)	14.00
Red Zone Defense (130 ranked)	46	4	0.810	Ohio St.	0.643	Virginia Tech	0.718
Red Zone Offense (130 ranked)	97	11	0.778	Navy	0.976	Virginia Tech	0.942
Rushing Defense (130 ranked)	11	2	106.9	Utah	70.3	Clemson	106.2
Rushing Offense (130 ranked)	121	14	120.7	Navy	360.8	Boston College	267.8
Sacks Allowed (130 ranked)	78	5	2.25	Air Force	0.33	Boston College	0.92
Scoring Defense (130 ranked)	31	3	21.8	Clemson	10.6	Clemson	10.6
Scoring Offense (130 ranked)	115	13	20.1	Ohio St.	48.7	Clemson	46.5
Tackles for Loss Allowed (129 ranked)	65	5	5.75	Army West Point	3.00	Clemson	4.54
Team Passing Efficiency (130 ranked)	103	11	120.39	Air Force	203.73	Louisville	169.14
Team Passing Efficiency Defense (130 ranked)	11	2	112.63	Clemson	92.81	Clemson	92.81
Team Sacks (130 ranked)	2	1	4.08	SMU	4.17	Pittsburgh	4.08
Team Tackles for Loss (130 ranked)	7	2	8.2	UCF	9.3	Miami (FL)	8.6
Time of Possession (130 ranked)	41	4	31:04	Wisconsin	35:26	Virginia	33:26
Total Defense (130 ranked)	11	2	302.5	Clemson	244.7	Clemson	244.7
Total Offense (130 ranked)	95	12	374.1	LSU	554.4	Clemson	547.7
Turnover Margin (128 ranked)	114	12	-0.67	Fla. Atlantic	1.54	Clemson	1.08
Turnovers Gained (129 ranked)	112	13	13	Fla. Atlantic	31	Clemson	28
Turnovers Lost (130 ranked)	100	11	21	Oregon St.	6	North Carolina	11
						Boston College	11
Winning Percentage (130 ranked)	44	5	0.583	LSU Ohio St. Clemson	1.000 1.000 1.000	Clemson	1.000

Statistic	Player	National Rank	Conference Rank	Value	National Leader	Value	Conference Leader	Value
All Purpose (200 ranked)	Maurice Ffrench	112	11	93.70	Chuba Hubbard, Oklahoma St.	180.08	AJ Dillon, Boston College	156.67
Blocked Kicks (1 ranked)					16 players tied	2	Jerry Howard, Georgia Tech	2
Combined Kick Returns (200 ranked)	Maurice Ffrench	128	14	226	Isaiah Rodgers, Massachusetts	1,415	Travis Levy, Boston College	872
Completion Percentage (110 ranked)	Kenny Pickett	57	7	0.609	Joe Burrow, LSU	0.779	Trevor Lawrence, Clemson	0.688
Completions Per Game (100 ranked)	Kenny Pickett	7	1	23.82	Anthony Gordon, Washington St.	38.75	Kenny Pickett, Pittsburgh	23.82
Field Goal Percentage (110 ranked)	Alex Kessman	66	7	0.714	Gabe Brkic, Oklahoma Jake Koehnke, Air Force	1.000 1.000	Nick Sciba, Wake Forest	0.960
Field Goals Per Game (143 ranked)	Alex Kessman	10	3	1.67	Keith Duncan, Iowa	2.42	Nick Sciba, Wake Forest	2.00
Forced Fumbles (20 ranked)	Patrick Jones II Paris Ford	5 20	1 3	0.33 0.25	Jake Hansen, Illinois	0.78	Patrick Jones II, Pittsburgh	0.33
Fumbles Recovered (27 ranked)					4 players tied	4	Justice Dingle, Georgia Tech Jason Strowbridge, North Carolina	3 3
Interceptions Per Game (131 ranked)	Paris Ford	60	6	0.3	Meiko Dotson, Fla. Atlantic	0.8	Andre Cisco, Syracuse	0.6
Kickoff Return TDs (10 ranked)					Joshua Youngblood, Kansas St.	3	Damond Philyaw-Johnson, Duke Joe Reed, Virginia	2 2
Kickoff Returns (69 ranked)					Joe Reed, Virginia	34.7	Joe Reed, Virginia	34.7
Passes Defended (28 ranked)	Paris Ford	28	3	1.2	Luq Barcoo, San Diego St.	2.0	Caleb Farley, Virginia Tech	1.5
Passing Efficiency (110 ranked)	Kenny Pickett	96	8	117.9	Tua Tagovailoa, Alabama	206.9	Trevor Lawrence, Clemson	176.5
Passing TDs (159 ranked)	Kenny Pickett	103	12	10	Joe Burrow, LSU	48	Sam Howell, North Carolina	35
Passing Yards (130 ranked)	Kenny Pickett	45	4	2,737	Anthony Gordon, Washington St.	5,228	Sam Howell, North Carolina	3,347
Passing Yards Per Game (130 ranked)	Kenny Pickett	29	2	248.8	Anthony Gordon, Washington St.	435.7	Sam Howell, North Carolina	278.9
Passing Yards per Completion (110 ranked)	Kenny Pickett	101	9	10.45	Jalen Hurts, Oklahoma	16.37	Sam Howell, North Carolina	14.30
Points Responsible For (198 ranked)	Alex Kessman Kenny Pickett	169 198	22 25	85 78	Joe Burrow, LSU Jalen Hurts, Oklahoma	308 308	Trevor Lawrence, Clemson	246
Points Responsible For Per Game (200 ranked)	Kenny Pickett Alex Kessman	179 181	23 24	7.1 7.1	Joe Burrow, LSU Jalen Hurts, Oklahoma	23.7 23.7	Trevor Lawrence, Clemson	18.9
Punt Return TDs (3 ranked)	Wendell Davis	3	1	1	Jalen Reagor, TCU Avery Williams, Boise St.	2 2	Wendell Davis, Pittsburgh Javon Jackson, Duke Thayer Thomas, NC State	1 1 1
Punt Returns (42 ranked)	Maurice Ffrench	34	6	6.0	Jaylen Waddle, Alabama	24.9	Josh Blackwell, Duke	10.9
Punting (100 ranked)	Kirk Christodoulou	46	9	42.7	Max Duffy, Kentucky	48.6	Trenton Gill, NC State	47.6
Receiving TDs (182 ranked)					Ja'Marr Chase, LSU	18	Tee Higgins, Clemson	13
Receiving Yards (200 ranked)	Taysir Mack Maurice Ffrench	102 108	12 13	711 685	Ja'Marr Chase, LSU	1,498	Tutu Atwell, Louisville	1,129
Receiving Yards Per Game (200 ranked)	Maurice Ffrench Taysir Mack	67 78	10 11	68.5 64.6	Ja'Marr Chase, LSU	124.8	Sage Surratt, Wake Forest	111.2
Receptions Per Game (199 ranked)	Maurice Ffrench Taysir Mack	3 38	1 6	8.4 5.6	Devin Duvernay, Texas	8.6	Maurice Ffrench, Pittsburgh	8.4
Rush Yards Per Carry (166 ranked)	A.J. Davis	136	13	4.22	Travis Etienne, Clemson	8.24	Travis Etienne, Clemson	8.24
Rushing TDs (171 ranked)					Levante Bellamy, Western Mich.	23	Travis Etienne, Clemson	17
Rushing Yards (200 ranked)	A.J. Davis	176	19	532	Chuba Hubbard, Oklahoma St.	1,936	AJ Dillon, Boston College	1,685
Rushing Yards Per Game (200 ranked)	A.J. Davis	163	16	48.4	Chuba Hubbard, Oklahoma St.	161.3	AJ Dillon, Boston College	140.4
Sacks (149 ranked)	Jaylen Twyman Patrick Jones II Kylan Johnson Deslin Alexandre	15 30 67 95	2 4 8 15	0.88 0.71 0.54 0.46	Chase Young, Ohio St.	1.50	Gregory Rousseau, Miami (FL)	1.17
Scoring (196 ranked)	Alex Kessman	85	12	7.1	Jonathan Taylor, Wisconsin	12.0	Cam Akers, Florida St.	10.0
Solo Tackles (35 ranked)					Evan Weaver, California	7.9	Max Richardson, Boston College	6.0
Tackles For Loss (26 ranked)					Chase Young, Ohio St.	1.9	Gregory Rousseau, Miami (FL)	1.5
Total Interceptions (43 ranked)	Paris Ford	43	5	3	Meiko Dotson, Fla. Atlantic	9	Andre Cisco, Syracuse	5
Total Offense (200 ranked)	Kenny Pickett	39	5	258.4	Anthony Gordon, Washington St.	435.0	Bryce Perkins, Virginia	304.6
Total Points Scored (148 ranked)	Alex Kessman	78	11	85	Jonathan Taylor, Wisconsin	156	Nick Sciba, Wake Forest	116
Total Tackles (497 ranked)	Paris Ford Damar Hamlin Saleem Brightwell Cam Bright	123 198 357 497	12 21 41 57	7.2 6.5 5.4 4.7	Evan Weaver, California	14.4	Chazz Surratt, North Carolina Lakiem Williams, Syracuse	9.2 9.2
Total Touchdowns (129 ranked)					Jonathan Taylor, Wisconsin	26	Travis Etienne, Clemson	19
Yards per Pass Attempt (110 ranked)	Kenny Pickett	96	8	6.37	Jalen Hurts, Oklahoma	11.76	Trevor Lawrence, Clemson	9.41
Yards per Reception (200 ranked)					Geraud Sanders, Air Force	25.38	Tee Higgins, Clemson	20.81

The Automated ScoreBook
Pitt Game Results (as of Dec 02, 2019)
All games

Date	Opponent		Score	Overall	Conference	Time	Attend
* 8/31/19	VIRGINIA	L	14-30	0-1	0-1	3:08	47144
9/7/19	OHIO	W	20-10	1-1	0-1	3:06	42168
9/14/19	at #13 Penn State	L	10-17	1-2	0-1	3:13	108661
9/21/19	#15 UCF	W	35-34	2-2	0-1	3:49	42056
9/28/19	DELAWARE	W	17-14	3-2	0-1	3:12	44141
* 10/5/19	at Duke	W	33-30	4-2	1-1	3:55	22610
* 10/18/19	at Syracuse	W	27-20	5-2	2-1	3:38	44886
* 10/26/19	MIAMI	L	12-16	5-3	2-2	3:14	47918
* 11/2/19	at Georgia Tech	W	20-10	6-3	3-2	3:07	41219
* 11/14/19	NORTH CAROLINA	Wo	34-27	7-3	4-2	3:43	39290
* 11/23/19	at #25 Virginia Tech	L	0-28	7-4	4-3	3:03	55936
* 11/30/19	BOSTON COLLEGE	L	19-26	7-5	4-4	3:03	40889

The Automated ScoreBook
Pitt Overall Team Statistics (as of Dec 02, 2019)
All games

Team Statistics	UP	OPP
SCORING	241	262
Points Per Game	20.1	21.8
Points Off Turnovers	23	88
FIRST DOWNS	247	209
Rushing	85	79
Passing	136	91
Penalty	26	39
RUSHING YARDAGE	1448	1283
Yards gained rushing	1767	1740
Yards lost rushing	319	457
Rushing Attempts	412	436
Average Per Rush	3.5	2.9
Average Per Game	120.7	106.9
TDs Rushing	10	11
PASSING YARDAGE	3041	2347
Comp-Att-Int	289-474-10	193-382-8
Average Per Pass	6.4	6.1
Average Per Catch	10.5	12.2
Average Per Game	253.4	195.6
TDs Passing	14	17
TOTAL OFFENSE	4489	3630
Total Plays	886	818
Average Per Play	5.1	4.4
Average Per Game	374.1	302.5
KICK RETURNS: #-Yards	16-262	24-472
PUNT RETURNS: #-Yards	33-190	25-265
INT RETURNS: #-Yards	8-118	10-105
KICK RETURN AVERAGE	16.4	19.7
PUNT RETURN AVERAGE	5.8	10.6
INT RETURN AVERAGE	14.8	10.5
FUMBLES-LOST	21-11	17-5
PENALTIES-Yards	98-852	60-604
Average Per Game	71.0	50.3
PUNTS-Yards	64-2636	80-3424
Average Per Punt	41.2	42.8
Net punt average	35.8	38.7
KICKOFFS-Yards	56-3529	60-3579
Average Per Kick	63.0	59.7
Net kick average	40.3	42.4
TIME OF POSSESSION/Game	31:05	28:55
3RD-DOWN Conversions	78/197	59/186
3rd-Down Pct	40%	32%
4TH-DOWN Conversions	8/17	10/17
4th-Down Pct	47%	59%
SACKS BY-Yards	49-325	27-185
MISC YARDS	0	0
TOUCHDOWNS SCORED	26	30
FIELD GOALS-ATTEMPTS	20-28	18-22
ON-SIDE KICKS	0-0	0-0
RED-ZONE SCORES	(28-36) 78%	(34-42) 81%
RED-ZONE TOUCHDOWNS	(16-36) 44%	(19-42) 45%
PAT-ATTEMPTS	(25-26) 96%	(26-26) 100%
ATTENDANCE	303606	273312
Games/Avg Per Game	7/43372	5/54662
Neutral Site Games		0/0

Score by Quarters	1st	2nd	3rd	4th	OT	Total
Pitt	46	118	34	36	7	241
Opponents	53	60	79	70	0	262

The Automated ScoreBook
Pitt Overall Individual Statistics (as of Dec 02, 2019)
All games

Rushing	gp	att	gain	loss	net	avg	td	lg	avg/g
A.J. Davis	10	126	549	17	532	4.2	4	22	53.2
Todd Sibley Jr.	8	50	252	3	249	5.0	0	33	31.1
Vincent Davis	10	46	266	21	245	5.3	4	61	24.5
V'Lique Carter	12	62	271	40	231	3.7	0	26	19.2
Kenny Pickett	11	88	296	191	105	1.2	2	30	9.5
Shocky Jacques-Louis	11	12	74	8	66	5.5	0	12	6.0
Nick Patti	6	5	27	0	27	5.4	0	10	4.5
Maurice Ffrench	10	8	32	6	26	3.2	0	14	2.6
Jared Wayne	7	1	0	3	-3	-3.0	0	0	-0.4
Aaron Mathews	12	1	0	4	-4	-4.0	0	0	-0.3
TEAM	10	13	0	26	-26	-2.0	0	0	-2.6
Total	12	412	1767	319	1448	3.5	10	61	120.7
Opponents	12	436	1740	457	1283	2.9	11	85	106.9

Passing	gp	effic	comp-att-int	pct	yds	td	lg	avg/g
Kenny Pickett	11	117.89	262-430-9	60.9	2737	10	74	248.8
Nick Patti	6	137.64	26-43-1	60.5	301	3	48	50.2
Aaron Mathews	12	455.20	1-1-0	100.0	3	1	3	0.2
Total	12	120.39	289-474-10	61.0	3041	14	74	253.4
Opponents	12	112.63	193-382-8	50.5	2347	17	94	195.6

Receiving	gp	no.	yds	avg	td	lg	avg/g
Maurice Ffrench	10	84	685	8.2	3	74	68.5
Taysir Mack	11	62	711	11.5	2	48	64.6
A.J. Davis	10	22	264	12.0	0	59	26.4
Shocky Jacques-Louis	11	19	280	14.7	2	74	25.5
Will Gragg	12	18	141	7.8	0	19	11.8
N. Griffin-Stewart	12	17	175	10.3	1	36	14.6
V'Lique Carter	12	16	173	10.8	2	30	14.4
Jared Wayne	7	15	215	14.3	0	31	30.7
Aaron Mathews	12	13	220	16.9	1	43	18.3
Tre Tipton	3	7	81	11.6	1	20	27.0
D. Butler-Jenkins	10	6	65	10.8	1	27	6.5
John Vardzel	10	3	6	2.0	0	5	0.6
Vincent Davis	10	3	1	0.3	0	2	0.1
Todd Sibley Jr.	8	2	18	9.0	0	16	2.2
Rashad Wheeler	11	1	3	3.0	0	3	0.3
Kenny Pickett	11	1	3	3.0	1	3	0.3
Total	12	289	3041	10.5	14	74	253.4
Opponents	12	193	2347	12.2	17	94	195.6

Punt Returns	no.	yds	avg	td	lg
Maurice Ffrench	26	157	6.0	0	50
John Vardzel	5	7	1.4	0	7
Paris Ford	1	-1	-1.0	0	0
Aaron Mathews	1	9	9.0	0	0
Wendell Davis	0	18	0.0	1	18
Total	33	190	5.8	1	50
Opponents	25	265	10.6	1	87

Interceptions	no.	yds	avg	td	lg
Paris Ford	3	69	23.0	1	26
Damarri Mathis	2	15	7.5	0	12
Jason Pinnock	1	0	0.0	0	0
Dane Jackson	1	21	21.0	0	21
Phil Campbell	1	13	13.0	0	13
Total	8	118	14.8	1	26
Opponents	10	105	10.5	0	36

Kick Returns	no.	yds	avg	td	lg
A.J. Woods	5	78	15.6	0	20
Shocky Jacques-Louis	4	62	15.5	0	22
Maurice Ffrench	4	69	17.2	0	26
Vincent Davis	1	13	13.0	0	13
Todd Sibley Jr.	1	20	20.0	0	20
Taysir Mack	1	20	20.0	0	20
Total	16	262	16.4	0	26
Opponents	24	472	19.7	0	40

Fumble Returns	no.	yds	avg	td	lg
Cam Bright	1	79	79.0	0	79
Total	1	79	79.0	0	79
Opponents	3	5	1.7	1	7

The Automated ScoreBook
Pitt Overall Individual Statistics (as of Dec 02, 2019)
All games

Scoring	td	fg	PAT				dxp	saf	pts
			kick	rush	rcv	pass			
Alex Kessman	-	20-28	25-26	-	-	-	-	-	85
A.J. Davis	4	-	-	-	-	-	-	-	24
Vincent Davis	4	-	-	-	-	-	-	-	24
Maurice Ffrench	3	-	-	-	-	-	-	-	18
Kenny Pickett	3	-	-	-	-	-	-	-	18
Taysir Mack	2	-	-	-	-	-	-	-	12
V'Lique Carter	2	-	-	-	-	-	-	-	12
Shocky Jacques-Louis	2	-	-	-	-	-	-	-	12
Paris Ford	1	-	-	-	-	-	-	-	6
N. Griffin-Stewart	1	-	-	-	-	-	-	-	6
Wendell Davis	1	-	-	-	-	-	-	-	6
Aaron Mathews	1	-	-	-	-	-	-	-	6
D. Butler-Jenkins	1	-	-	-	-	-	-	-	6
Tre Tipton	1	-	-	-	-	-	-	-	6
Jason Pinnock	-	-	-	-	-	-	-	-	0
Total	26	20-28	25-26	-	-	-	-	-	241
Opponents	30	18-22	26-26	1-2	-	0-2	-	-	262

Total Offense	g	plays	rush	pass	total	avg/g
Kenny Pickett	11	518	105	2737	2842	258.4
A.J. Davis	10	126	532	0	532	53.2
Nick Patti	6	48	27	301	328	54.7
Todd Sibley Jr.	8	50	249	0	249	31.1
Vincent Davis	10	46	245	0	245	24.5
V'Lique Carter	12	62	231	0	231	19.2
Shocky Jacques-Louis	11	12	66	0	66	6.0
Maurice Ffrench	10	8	26	0	26	2.6
Aaron Mathews	12	2	-4	3	-1	-0.1
Jared Wayne	7	1	-3	0	-3	-0.4
TEAM	10	13	-26	0	-26	-2.6
Total	12	886	1448	3041	4489	374.1
Opponents	12	818	1283	2347	3630	302.5

Field Goals	fg	pct.	01-19	20-29	30-39	40-49	50-99	lg	blk
Alex Kessman	20-28	71.4	0-1	8-9	4-5	7-10	1-3	54	0

FG Sequence	Pitt	Opponents
Virginia	50	(39),(36),(45),40
Ohio	(27),45,(41)	(23)
Penn State	(25),19	(57)
UCF	35,41	(43),(28)
Delaware	(21),57	36
Duke	(43),(38)	(33)
Syracuse	(47),(34)	(28),(20),49
Miami	(54),(25),(29),(29)	(22)
Georgia Tech	(32),(49),44	34,(30)
North Carolina	(41),26,(24)	(25),(32)
Virginia Tech	-	-
Boston College	(23),(35),(48),(43)	(29),(32),(30),(22)

Punting	no.	yds	avg	lg	tb	fc	i20	50+	blk
Kirk Christodoulou	52	2222	42.7	62	4	19	22	14	1
Alex Kessman	9	389	43.2	54	0	1	5	1	0
TEAM	2	0	0.0	0	0	0	0	0	1
Kenny Pickett	1	25	25.0	25	0	0	1	0	0
Total	64	2636	41.2	62	4	20	28	15	2
Opponents	80	3424	42.8	71	7	18	28	12	2

Kickoffs	no.	yds	avg	tb	ob	retn	net	ydln
Alex Kessman	56	3529	63.0	32	0			
Total	56	3529	63.0	32	0	19.7	40.3	24
Opponents	60	3579	59.7	31	6	16.4	42.4	22

Numbers in (parentheses) indicate field goal was made.

The Automated ScoreBook
Pitt Overall Individual Statistics (as of Dec 02, 2019)
All games

All Purpose	g	rush	rcv	pr	kr	ir	total	avg/g
Maurice Ffrench	10	26	685	157	69	0	937	93.7
A.J. Davis	10	532	264	0	0	0	796	79.6
Taysir Mack	11	0	711	0	20	0	731	66.5
Shocky Jacques	11	66	280	0	62	0	408	37.1
V'Lique Carter	12	231	173	0	0	0	404	33.7
Todd Sibley Jr.	8	249	18	0	20	0	287	35.9
Vincent Davis	10	245	1	0	13	0	259	25.9
Aaron Mathews	12	-4	220	9	0	0	225	18.8
Jared Wayne	7	-3	215	0	0	0	212	30.3
N. Griffin-Stewar	12	0	175	0	0	0	175	14.6
Will Gragg	12	0	141	0	0	0	141	11.8
Kenny Pickett	11	105	3	0	0	0	108	9.8
Tre Tipton	3	0	81	0	0	0	81	27.0
A.J. Woods	9	0	0	0	78	0	78	8.7
Paris Ford	12	0	0	-1	0	69	68	5.7
D. Butler-Jenkin	10	0	65	0	0	0	65	6.5
Nick Patti	6	27	0	0	0	0	27	4.5
Dane Jackson	12	0	0	0	0	21	21	1.8
Wendell Davis	11	0	0	18	0	0	18	1.6
Damarri Mathis	12	0	0	0	0	15	15	1.2
Phil Campbell	12	0	0	0	0	13	13	1.1
John Vardzel	10	0	6	7	0	0	13	1.3
Rashad Wheeler	11	0	3	0	0	0	3	0.3
TEAM	10	-26	0	0	0	0	-26	-2.6
Total	12	1448	3041	190	262	118	5059	421.6
Opponents	12	1283	2347	265	472	105	4472	372.7

The Automated ScoreBook
Pitt Overall Defensive Statistics (as of Dec 02, 2019)
All games

##	Defensive Leaders	gp	Tackles				Sacks no-yds	Pass defense			Fumbles		blkd	
			ua	a	tot	tfl/yds		int-yds	brup	qbh	rcv-yds	ff	kick	saf
12	Paris Ford	12	53	33	86	2.0-3	.	3-69	11	.	.	3	.	.
3	Damar Hamlin	11	49	22	71	2.0-6	.	.	9
38	Cam Bright	12	35	21	56	9.0-32	0.5-6	.	1	5	1-79	1	.	.
9	Saleem Brightwell	10	24	30	54	3.5-14	1.5-11	.	1	2
24	Phil Campbell	12	24	28	52	6.0-31	3.5-26	1-13	1	3	1-0	2	.	.
28	Kylan Johnson	12	28	23	51	10.5-51	6.5-41	.	2	1	1-0	2	.	.
91	Patrick Jones II	12	26	17	43	12.0-71	8.5-64	.	1	18	.	4	.	.
11	Dane Jackson	12	28	12	40	3.0-8	0.5-3	1-21	12	1
97	Jaylen Twyman	12	20	18	38	12.0-77	10.5-76	.	1	2
7	Jazzee Stocker	11	20	13	33	1.0-1	1.0-1	.	1	1
5	Deslin Alexandre	12	15	17	32	9.0-44	5.5-34	.	2	4	1-0	.	.	.
87	Habakkuk Baldonado	12	11	18	29	5.5-21	4.0-18	.	.	3	1-0	.	.	.
34	Amir Watts	12	8	14	22	7.0-26	2.0-17	.	.	4
21	Damarri Mathis	12	16	4	20	2.0-3	.	2-15	11	1
36	Chase Pine	10	13	5	18	4.0-15	0.5-6	.	2	2
15	Jason Pinnock	10	11	5	16	0.5-3	.	1-0	7	1
31	Erick Hallett	11	9	5	14	.	.	.	2	1
6	John Morgan	12	7	6	13	4.0-15	2.0-7	.	1	4
95	Devin Danielson	12	5	7	12	1.0-2	.	.	.	2
20	Wendell Davis	11	5	4	9	1.0-4	1.0-4	1	.
44	Elias Reynolds	3	4	4	8	1.0-6	1.0-6	.	.	1
92	Tyler Bentley	12	2	4	6	1.5-4
30	Brandon George	10	5	.	5
27	Bricen Garner	9	3	2	5
4	Therran Coleman	12	3	1	4
86	N. Griffin-Stewart	12	1	3	4
14	Marquis Williams	7	4	.	4
94	Cal Adomitis	12	2	2	4
81	Jim Medure	11	3	1	4
47	Kyle Nunn	12	1	2	3
2A	A.J. Woods	9	.	3	3
8P	John Petrishen	7	2	.	2
2S	Todd Sibley Jr.	8	1	1	2
70	Nolan Ulizio	12	2	.	2
2	Maurice Ffrench	10	1	1	2
10	Keyshon Camp	1	.	1	1	0.5-5	0.5-5	.	.	2
9K	Alex Kessman	12	1	.	1
9S	Michael Smith	4	.	1	1
52	Jack Hansberry	10	.	1	1
67	Jimmy Morrissey	12	1	.	1
2D	A.J. Davis	10	1	.	1
32	SirVocea Dennis	7	1	.	1
23	Leslie Smith	3	.	1	1
2G	David Green	11	.	1	1
18	Shocky Jacques-Louis	11	1	.	1
19	V'Lique Carter	12	.	1	1
2V	Vincent Davis	10	1	.	1
6M	Aaron Mathews	12	1	.	1	1	.
Total		12	448	332	780	98-442	49-325	8-118	65	58	5-79	12	2	.
Opponents		12	514	278	792	69-305	27-185	10-105	56	61	11-5	12	2	.

The Automated ScoreBook
Pitt Team Game-by-Game (as of Dec 02, 2019)
All games

TEAM STATISTICS

		Rushing				Receiving				Passing				Kick Returns				Punt Returns				tot		
Date	Opponent	no.	yds	td	lg	no.	yds	td	lg	cmp	att	int	yds	td	lg	no.	yds	td	lg	no.	yds	td	lg	off
8/31/19	VIRGINIA	30	78	1	16	21	185	1	59	21-41-2	185	1	59	1	26	0	26	1	0	0	0	263		
9/7/19	OHIO	37	160	1	22	26	321	1	74	26-37-0	321	1	74	1	20	0	20	7	25	0	18	481		
9/14/19	at Penn State	25	24	1	9	35	372	0	48	35-51-0	372	0	48	0	0	0	0	2	8	0	8	396		
9/21/19	UCF	37	196	1	17	28	243	3	24	28-51-0	243	3	24	3	63	0	22	3	36	1	18	439		
9/28/19	DELAWARE	39	172	0	20	23	271	2	48	23-37-1	271	2	48	1	20	0	20	2	7	0	7	443		
10/5/19	at Duke	35	69	0	25	29	268	3	26	29-48-2	268	3	26	3	45	0	16	3	47	0	50	337		
10/18/19	at Syracuse	43	145	1	21	18	232	2	43	18-33-0	232	2	43	1	13	0	13	2	2	0	0	377		
10/26/19	MIAMI	42	176	0	33	18	146	0	30	18-32-2	146	0	30	1	13	0	13	3	1	0	1	322		
11/2/19	at Georgia Tech	36	158	1	61	25	204	1	23	25-34-2	204	1	23	2	22	0	22	5	57	0	24	362		
11/14/19	NORTH CAROLINA	37	139	3	14	25	359	1	74	25-41-0	359	1	74	2	36	0	19	1	7	0	7	498		
11/23/19	at Virginia Tech	27	60	0	26	11	117	0	31	11-28-0	117	0	31	0	0	0	0	1	0	0	0	177		
11/30/19	BOSTON COLLEGE	24	71	1	39	30	323	0	29	30-41-1	323	0	29	1	4	0	4	3	0	0	3	394		
Pitt		412	1448	10	61	289	3041	14	74	289-474-10	3041	14	74	16	262	0	26	33	190	1	50	4489		
		436	1283	11	85	193	2347	17	94	193-382-8	2347	17	94	24	472	0	40	25	265	1	87	3630		

Games: 12 • Avg/rush: 3.5 • Avg/catch: 10.5 • Pass effic: 120.39 • KR avg: 16.4 • PR avg: 5.8 • All purpose avg/game: 421.6 • Total offense avg/gm: 374.1

Date	Opponent	Tackles				Sacks no-yds	Fumble		Pass Defense			blkd kick	PAT Attempts			off		
		ua	a	total	tfl-yds		ff	fr-yds	int-yds	qbh	brup		kick	rush	rcv	saf	t/o	pts
8/31/19	VIRGINIA	44	16	60	7.0-28	3.0-18	2	0-0	0-0	6	4	0	2-2	0	0	0	0	14
9/7/19	OHIO	38	12	50	10.0-59	6.0-47	1	0-0	0-0	5	6	0	2-2	0	0	0	0	20
9/14/19	at Penn State	26	40	66	5.0-24	3.0-22	1	0-0	0-0	3	5	0	1-1	0	0	0	0	10
9/21/19	UCF	43	26	69	12.0-53	6.0-35	1	0-0	2-13	7	5	1	5-5	0	0	0	0	35
9/28/19	DELAWARE	27	32	59	10.0-41	6.0-30	0	0-0	0-0	10	5	1	2-2	0	0	0	0	17
10/5/19	at Duke	39	54	93	5.0-28	3.0-26	3	3-0	3-69	4	8	0	3-4	0	0	0	17	33
10/18/19	at Syracuse	35	26	61	12.0-69	9.0-60	1	0-0	0-0	6	10	0	3-3	0	0	0	0	27
10/26/19	MIAMI	32	12	44	3.0-13	2.0-12	1	0-0	1-12	5	9	0	0-0	0	0	0	3	12
11/2/19	at Georgia Tech	33	14	47	6.0-17	2.0-8	1	1-79	1-21	2	1	0	2-2	0	0	0	3	20
11/14/19	NORTH CAROLINA	49	22	71	11.0-43	5.0-29	0	0-0	1-3	4	7	0	4-4	0	0	0	0	34
11/23/19	at Virginia Tech	30	50	80	10.0-41	3.0-26	1	1-0	0-0	1	2	0	0-0	0	0	0	0	0
11/30/19	BOSTON COLLEGE	52	28	80	7.0-26	1.0-12	0	0-0	0-0	5	3	0	1-1	0	0	0	0	19
Pitt		448	332	780	98.0-442	49.0-325	12	5-79	8-118	58	65	2	25-26	0	0	0	23	241
		514	278	792	69.0-305	27.0-185	12	11-5	10-105	61	56	2	26-26	1	0	0	88	262

Date	Opponent	Punting										Field Goals			Kickoffs				
		no.	yds	avg	long	blkd	tb	fc	50+	i20		md-att	long	blkd	no.	yds	avg	tb	ob
8/31/19	VIRGINIA	5	172	34.4	48	1	0	2	0	0		0-1	0	0	3	194	64.7	1	0
9/7/19	OHIO	5	206	41.2	54	0	0	2	2	4		2-3	41	0	5	325	65.0	5	0
9/14/19	at Penn State	6	271	45.2	62	0	0	3	2	4		1-2	25	0	3	194	64.7	0	0
9/21/19	UCF	7	317	45.3	56	0	0	3	2	2		0-2	0	0	6	387	64.5	5	0
9/28/19	DELAWARE	5	209	41.8	60	0	0	0	1	3		1-2	21	0	4	248	62.0	2	0
10/5/19	at Duke	8	333	41.6	54	0	1	4	3	3		2-2	43	0	7	427	61.0	3	0
10/18/19	at Syracuse	6	252	42.0	53	0	0	3	2	3		2-2	47	0	6	390	65.0	5	0
10/26/19	MIAMI	4	152	38.0	51	0	1	1	1	0		4-4	54	0	5	317	63.4	4	0
11/2/19	at Georgia Tech	4	120	30.0	43	1	1	1	0	1		2-3	49	0	5	308	61.6	2	0
11/14/19	NORTH CAROLINA	2	76	38.0	42	0	0	1	0	1		2-3	41	0	6	362	60.3	2	0
11/23/19	at Virginia Tech	9	385	42.8	54	0	1	0	1	5		0-0	0	0	1	65	65.0	1	0
11/30/19	BOSTON COLLEGE	3	143	47.7	51	0	0	0	1	2		4-4	48	0	5	312	62.4	2	0
Pitt		64	2636	41.2	62	2	4	20	15	28		20-28	54	0	56	3529	63.0	32	0
		80	3424	42.8	71	2	7	18	12	28		18-22	57	0	60	3579	59.7	31	6

The Automated ScoreBook
Pitt Opponent Game-by-Game (as of Dec 02, 2019)
All games

OPPONENT STATISTICS

		Rushing				Receiving				Passing				Kick Returns				Punt Returns				tot		
Date	Opponent	no.	yds	td	lg	no.	yds	td	lg	cmp	att	int	yds	td	lg	no.	yds	td	lg	no.	yds	td	lg	off
8/31/19	VIRGINIA	33	129	1	27	20	181	2	33	20-34-0	181	2	33	2	48	0	30	2	21	0	12		310	
9/7/19	OHIO	29	35	1	8	15	177	0	45	15-27-0	177	0	45	0	0	0	0	2	15	0	14		212	
9/14/19	at Penn State	32	167	2	85	14	222	0	53	14-30-0	222	0	53	3	57	0	24	1	5	0	5		389	
9/21/19	UCF	34	85	1	36	25	338	2	65	25-42-2	338	2	65	1	26	0	26	1	87	1	87		423	
9/28/19	DELAWARE	31	43	0	15	14	127	2	25	14-31-0	127	2	25	2	34	0	19	2	17	0	9		170	
10/5/19	at Duke	44	123	3	17	18	165	1	44	18-45-3	165	1	44	4	59	0	21	3	32	0	11		288	
10/18/19	at Syracuse	34	51	0	23	19	277	2	94	19-44-0	277	2	94	1	16	0	16	3	22	0	11		328	
10/26/19	MIAMI	27	54	1	14	14	154	1	32	14-32-1	154	1	32	1	27	0	27	0	0	0	0		208	
11/2/19	at Georgia Tech	29	86	0	18	8	108	1	51	8-21-1	108	1	51	3	54	0	25	2	17	0	0		194	
11/14/19	NORTH CAROLINA	35	136	0	59	27	322	3	34	27-43-1	322	3	34	4	86	0	40	0	0	0	0		458	
11/23/19	at Virginia Tech	48	110	1	32	10	153	2	71	10-14-0	153	2	71	0	0	0	0	6	39	0	20		263	
11/30/19	BOSTON COLLEGE	60	264	1	61	9	123	1	25	9-19-0	123	1	25	3	65	0	25	3	10	0	6		387	
Opponents		436	1283	11	85	193	2347	17	94	193-382-8	2347	17	94	24	472	0	40	25	265	1	87		3630	
		412	1448	10	61	289	3041	14	74	289-474-10	3041	14	74	16	262	0	26	33	190	1	50		4489	

Games: 12 • Avg/rush: 2.9 • Avg/catch: 12.2 • Pass effic: 112.63 • KR avg: 19.7 • PR avg: 10.6 • All purpose avg/game: 372.7 • Total offense avg/gm: 302.5

		Tackles				Sacks	Fumble		Pass Defense			blkd	PAT Attempts			off		
Date	Opponent	ua	a	total	tfl-yds	no-yds	ff	fr-yds	int-yds	qbh	brup	kick	kick	rush	rcv	saf	t/o	pts
8/31/19	VIRGINIA	36	22	58	7.0-34	4.0-28	0	0-0	2-11	7	5	1	3-3	0	0	0	7	30
9/7/19	OHIO	45	36	81	6.0-18	1.0-4	0	0-0	0-0	8	3	0	1-1	0	0	0	0	10
9/14/19	at Penn State	46	24	70	10.0-32	3.0-14	1	0-0	0-0	5	4	0	2-2	0	0	0	0	17
9/21/19	UCF	52	22	74	5.0-16	1.0-5	2	1-0	0-0	8	10	0	4-4	0	0	0	7	34
9/28/19	DELAWARE	47	22	69	0.0-0	0.0-0	1	1-0	1-4	4	3	0	2-2	0	0	0	14	14
10/5/19	at Duke	40	44	84	8.0-43	3.0-28	1	2-5	2-26	4	4	0	1-1	1	0	0	21	30
10/18/1	at Syracuse	35	34	69	8.0-27	3.0-11	0	1-0	0-0	6	2	0	2-2	0	0	0	3	20
10/26/1	MIAMI	53	14	67	7.0-31	4.0-23	1	1-3	2-28	3	5	0	1-1	0	0	0	10	16
11/2/19	at Georgia Tech	55	12	67	4.0-17	1.0-7	1	1-0	2-0	1	0	1	1-1	0	0	0	7	10
11/14/1	NORTH CAROLINA	48	6	54	4.0-8	1.0-4	1	0-0	0-0	8	8	0	3-3	0	0	0	0	27
11/23/1	at Virginia Tech	16	32	48	4.0-42	2.0-31	1	1-7	0-0	4	6	0	4-4	0	0	0	7	28
11/30/1	BOSTON COLLEGE	41	10	51	6.0-37	4.0-30	3	3-0	1-36	3	6	0	2-2	0	0	0	12	26
Opponents		514	278	792	69.0-305	27.0-185	12	11-5	10-105	61	56	2	26-26	1	0	0	88	262
		448	332	780	98.0-442	49.0-325	12	5-79	8-118	58	65	2	25-26	0	0	0	23	241

		Punting									Field Goals			Kickoffs				
Date	Opponent	no.	yds	avg	long	blkd	tb	fc	50+	i20	md-att	long	blkd	no.	yds	avg	tb	ob
8/31/19	VIRGINIA	4	182	45.5	49	0	1	2	0	3	3-4	45	0	7	425	60.7	4	1
9/7/19	OHIO	10	435	43.5	56	0	1	1	2	4	1-1	23	0	3	195	65.0	2	0
9/14/19	at Penn State	7	297	42.4	53	0	0	3	1	6	1-1	57	0	4	260	65.0	4	0
9/21/19	UCF	6	267	44.5	71	1	1	0	3	1	2-2	43	0	7	416	59.4	3	1
9/28/19	DELAWARE	9	359	39.9	49	1	2	2	0	1	0-1	0	0	3	195	65.0	2	0
10/5/19	at Duke	7	312	44.6	58	0	0	1	1	2	1-1	33	0	6	298	49.7	1	0
10/18/1	at Syracuse	7	288	41.1	55	0	1	2	1	1	2-3	28	0	5	300	60.0	3	0
10/26/1	MIAMI	7	321	45.9	61	0	0	1	1	4	1-1	22	0	4	250	62.5	2	1
11/2/19	at Georgia Tech	8	371	46.4	57	0	1	1	2	2	1-2	30	0	3	161	53.7	0	1
11/14/1	NORTH CAROLINA	3	133	44.3	52	0	0	1	1	1	2-2	32	0	6	387	64.5	4	0
11/23/1	at Virginia Tech	7	270	38.6	43	0	0	4	0	3	0-0	0	0	5	322	64.4	5	0
11/30/1	BOSTON COLLEGE	5	189	37.8	46	0	0	0	0	0	4-4	32	0	7	370	52.9	1	2
Opponents		80	3424	42.8	71	2	7	18	12	28	18-22	57	0	60	3579	59.7	31	6
		64	2636	41.2	62	2	4	20	15	28	20-28	54	0	56	3529	63.0	32	0

The Automated ScoreBook
Pitt Game Superlatives (as of Dec 02, 2019)
All games

INDIVIDUAL GAME HIGHS

Rushes	22	Todd Sibley Jr. vs Delaware (9/28/19)
Yards Rushing	106	Todd Sibley Jr. vs Delaware (9/28/19)
TD Rushes	2	Kenny Pickett vs North Carolina (11/14/19)
Long Rush	61	Vincent Davis at Georgia Tech (11/2/19)
Pass attempts	51	Kenny Pickett at Penn State (9/14/19)
Pass completions	35	Kenny Pickett at Penn State (9/14/19)
Yards Passing	372	Kenny Pickett at Penn State (9/14/19)
TD Passes	3	Kenny Pickett at Duke (10/5/19)
Long Pass	74	Kenny Pickett vs Ohio (9/7/19)
	74	Kenny Pickett vs North Carolina (11/14/19)
Receptions	12	Taysir Mack at Penn State (9/14/19)
Yards Receiving	138	Maurice Ffrench vs Ohio (9/7/19)
TD Receptions	1	Tre Tipton vs Virginia (8/31/19)
	1	Maurice Ffrench vs Ohio (9/7/19)
	1	Maurice Ffrench vs UCF (9/21/19)
	1	D. Butler-Jenkins vs UCF (9/21/19)
	1	Kenny Pickett vs UCF (9/21/19)
	1	Taysir Mack vs Delaware (9/28/19)
	1	V'Lique Carter vs Delaware (9/28/19)
	1	Taysir Mack at Duke (10/5/19)
	1	V'Lique Carter at Duke (10/5/19)
	1	N. Griffin-Stewart at Duke (10/5/19)
	1	Maurice Ffrench at Syracuse (10/18/19)
	1	Aaron Mathews at Syracuse (10/18/19)
	1	Shocky Jacques-Louis at Georgia Tech (11/2/19)
	1	Shocky Jacques-Louis vs North Carolina (11/14/19)
Long Reception	74	Maurice Ffrench vs Ohio (9/7/19)
	74	Shocky Jacques-Louis vs North Carolina (11/14/19)
Field Goals	4	Alex Kessman vs Miami (10/26/19)
	4	Alex Kessman vs Boston College (11/30/19)
Long Field Goal	54	Alex Kessman vs Miami (10/26/19)
Punts	8	Kirk Christodoulou at Duke (10/5/19)
	8	Alex Kessman at Virginia Tech (11/23/19)
Punting Avg	47.7	Kirk Christodoulou vs Boston College (11/30/19)
Long Punt	62	Kirk Christodoulou at Penn State (9/14/19)
Punts inside 20	5	Alex Kessman at Virginia Tech (11/23/19)
Long Punt Return	50	Maurice Ffrench at Duke (10/5/19)
Long Kickoff Return	26	Maurice Ffrench vs Virginia (8/31/19)
Tackles	12	Saleem Brightwell at Duke (10/5/19)
	12	Paris Ford at Duke (10/5/19)
Sacks	3.0	Jaylen Twyman vs Ohio (9/7/19)
Tackles For Loss	3.0	Jaylen Twyman vs Ohio (9/7/19)
	3.0	Cam Bright at Virginia Tech (11/23/19)
Interceptions	2	Paris Ford at Duke (10/5/19)

The Automated ScoreBook
Pitt Game Superlatives (as of Dec 02, 2019)
All games

TEAM GAME HIGHS

Rushes	43	at Syracuse (10/18/19)
Yards Rushing	196	vs UCF (9/21/19)
Yards Per Rush	5.3	vs UCF (9/21/19)
TD Rushes	3	vs North Carolina (11/14/19)
Pass attempts	51	at Penn State (9/14/19)
	51	vs UCF (9/21/19)
Pass completions	35	at Penn State (9/14/19)
Yards Passing	372	at Penn State (9/14/19)
Yards Per Pass	8.8	vs North Carolina (11/14/19)
TD Passes	3	vs UCF (9/21/19)
	3	at Duke (10/5/19)
Total Plays	88	vs UCF (9/21/19)
Total Offense	498	vs North Carolina (11/14/19)
Yards Per Play	6.5	vs Ohio (9/7/19)
Points	35	vs UCF (9/21/19)
Sacks By	9	at Syracuse (10/18/19)
First Downs	30	vs UCF (9/21/19)
Penalties	15	at Duke (10/5/19)
Penalty Yards	145	at Duke (10/5/19)
Turnovers	4	at Duke (10/5/19)
	4	vs Boston College (11/30/19)
Interceptions By	3	at Duke (10/5/19)
Punts	9	at Virginia Tech (11/23/19)
Punting Avg	47.7	vs Boston College (11/30/19)
Long Punt	62	at Penn State (9/14/19)
Punts inside 20	5	at Virginia Tech (11/23/19)
Long Punt Return	50	at Duke (10/5/19)

The Automated ScoreBook
Pitt Game Superlatives (as of Dec 02, 2019)
All games

OPPONENT INDIVIDUAL GAME HIGHS

Rushes	32	Dillon,A, vs Boston College (11/30/19)
Yards Rushing	178	Dillon,A, vs Boston College (11/30/19)
TD Rushes	2	Harris,Q., at Duke (10/5/19)
Long Rush	85	Brown, Journey, at Penn State (9/14/19)
Pass attempts	43	Harris,Q., at Duke (10/5/19)
	43	Howell, S, vs North Carolina (11/14/19)
Pass completions	27	Howell, S, vs North Carolina (11/14/19)
Yards Passing	338	GABRIEL, Dillon, vs UCF (9/21/19)
TD Passes	3	Howell, S, vs North Carolina (11/14/19)
Long Pass	94	Welch, C., at Syracuse (10/18/19)
Receptions	11	Newsome, D, vs North Carolina (11/14/19)
Yards Receiving	170	Newsome, D, vs North Carolina (11/14/19)
TD Receptions	2	DAVIS, Gabriel, vs UCF (9/21/19)
Long Reception	94	Harris, T., at Syracuse (10/18/19)
Field Goals	4	Boumerhi,A, vs Boston College (11/30/19)
Long Field Goal	57	Stout, Jordan, at Penn State (9/14/19)
Punts	10	FARKAS, M., vs Ohio (9/7/19)
Punting Avg	53.4	OSTEEN, Andrew, vs UCF (9/21/19)
Long Punt	71	OSTEEN, Andrew, vs UCF (9/21/19)
Punts inside 20	6	Gillikin, Blake, at Penn State (9/14/19)
Long Punt Return	87	ANDERSON, O., vs UCF (9/21/19)
Long Kickoff Return	40	Carter, M, vs North Carolina (11/14/19)
Tackles	13	K. Whitehead, vs Delaware (9/28/19)
	13	McDuffie,I, vs Boston College (11/30/19)
Sacks	3.0	Rousseau, G., vs Miami (10/26/19)
Tackles For Loss	3.0	Rousseau, G., vs Miami (10/26/19)
Interceptions	2	Ivey, D., vs Miami (10/26/19)

The Automated ScoreBook
Pitt Game Superlatives (as of Dec 02, 2019)
All games

OPPONENT TEAM GAME HIGHS

Rushes	60	vs Boston College (11/30/19)
Yards Rushing	264	vs Boston College (11/30/19)
Yards Per Rush	5.2	at Penn State (9/14/19)
TD Rushes	3	at Duke (10/5/19)
Pass attempts	45	at Duke (10/5/19)
Pass completions	27	vs North Carolina (11/14/19)
Yards Passing	338	vs UCF (9/21/19)
Yards Per Pass	10.9	at Virginia Tech (11/23/19)
TD Passes	3	vs North Carolina (11/14/19)
Total Plays	89	at Duke (10/5/19)
Total Offense	458	vs North Carolina (11/14/19)
Yards Per Play	6.3	at Penn State (9/14/19)
Points	34	vs UCF (9/21/19)
Sacks By	4	vs Virginia (8/31/19)
	4	vs Miami (10/26/19)
	4	vs Boston College (11/30/19)
First Downs	27	vs North Carolina (11/14/19)
Penalties	9	at Syracuse (10/18/19)
Penalty Yards	90	vs North Carolina (11/14/19)
Turnovers	6	at Duke (10/5/19)
Interceptions By	2	vs Virginia (8/31/19)
	2	at Duke (10/5/19)
	2	vs Miami (10/26/19)
	2	at Georgia Tech (11/2/19)
Punts	10	vs Ohio (9/7/19)
Punting Avg	46.4	at Georgia Tech (11/2/19)
Long Punt	71	vs UCF (9/21/19)
Punts inside 20	6	at Penn State (9/14/19)
Long Punt Return	87	vs UCF (9/21/19)

Pitt Inside Opponent Red-Zone

Opponents Inside Pitt Red-Zone

				Times	Times	Total		Rush	Pass	FGs	Failed to score inside RZ					
Date	Opponent	Score		In RZ	Scored	Pts	TDs	TDs	TDs	Made	FGA	Down	Int	Fumb	Half	Game
8/31/19	VIRGINIA	L 14-30		5	5	27	3	1	2	2	0	0	0	0	0	0
9/7/19	OHIO	W 20-10		2	2	10	1	1	0	1	0	0	0	0	0	0
9/14/19	at Penn State	L 10-17		2	2	14	2	2	0	0	0	0	0	0	0	0
9/21/19	UCF	W 35-34		5	3	17	2	1	1	1	0	1	1	0	0	0
9/28/19	DELAWARE	W 17-14		3	2	14	2	0	2	0	1	0	0	0	0	0
10/5/19	at Duke	W 33-30		4	4	24	3	3	0	1	0	0	0	0	0	0
10/18/19	at Syracuse	W 27-20		4	3	13	1	0	1	2	1	0	0	0	0	0
10/26/19	MIAMI	L 12-16		3	2	10	1	1	0	1	0	0	0	0	1	0
11/2/19	at Georgia Tech	W 20-10		3	1	3	0	0	0	1	1	0	0	1	0	0
11/14/19	NORTH CAROLINA	W 34-27		4	3	13	1	0	1	2	0	1	0	0	0	0
11/23/19	at Virginia Tech	L 0-28		3	3	21	3	1	2	0	0	0	0	0	0	0
11/30/19	BOSTON COLLEGE	L 19-26		4	4	12	0	0	0	4	0	0	0	0	0	0
Totals				42	34	178	19	10	9	15	3	2	1	1	1	0
34 of 42 (81.0%)																

The Automated ScoreBook
Pitt Games Played (as of Dec 02, 2019)
All games

##	PLAYER	GP-GS	VA	OHIO	PSU	UCF	DELAWA	DU	SU	UM	GT	NC	VT	BC
94	Adomitis, C	12/-	XXX	XXX	XXX	XXX	XXX	XXX	XXX	XXX	XXX	XXX	XXX	XXX
5	Alexandre, D	12/12	START	START	START	START	START	START	START	START	START	START	START	START
87	Baldonado, H	12/-	XXX	XXX	XXX	XXX	XXX	XXX	XXX	XXX	XXX	XXX	XXX	XXX
92	Bentley, T	12/-	XXX	XXX	XXX	XXX	XXX	XXX	XXX	XXX	XXX	XXX	XXX	XXX
38	Bright, C	12/3	START	START	XXX	XXX	XXX	START	XXX	XXX	XXX	XXX	XXX	XXX
9	Brightwell, S	10/9	XXX	START	START	START	START	START	START	START	START	START
88	Butler-Jenkins	10/1	XXX	XXX	XXX	START	XXX	XXX	XXX	XXX	XXX	XXX
10	Camp, K	1/1	START
24	Campbell, P	12/8	XXX	XXX	START	START	START	XXX	XXX	START	START	START	START	START
84	Carrigan, G	12/-	XXX	XXX	XXX	XXX	XXX	XXX	XXX	XXX	XXX	XXX	XXX	XXX
4C	Carter, D	4/-	XXX	...	XXX	XXX	XXX	...
19	Carter, V	12/4	XXX	START	XXX	XXX	START	XXX	XXX	START	START	XXX	XXX	XXX
98	Christodoulou	12/-	XXX	XXX	XXX	XXX	XXX	XXX	XXX	XXX	XXX	XXX	XXX	XXX
4	Coleman, T	12/1	XXX	XXX	XXX	XXX	XXX	XXX	START	XXX	XXX	XXX	XXX	XXX
95	Danielson, D	12/1	XXX	START	XXX	XXX	XXX	XXX	XXX	XXX	XXX	XXX	XXX	XXX
2D	Davis, A	10/7	START	START	START	START	XXX	XXX	XXX	START	START	START
2V	Davis, V	10/-	XXX	XXX	XXX	XXX	XXX	XXX	XXX	XXX	XXX	XXX
20	Davis, W	11/-	XXX	XXX	XXX	XXX	XXX	XXX	XXX	XXX	XXX	...	XXX	XXX
32	Dennis, S	7/-	...	XXX	XXX	XXX	XXX	XXX	XXX	...	XXX
60	Drexel, O	1/-	XXX
2	French, M	10/10	START	START	START	START	START	START	START	START	START	START
56	Ford, B	12/-	XXX	XXX	XXX	XXX	XXX	XXX	XXX	XXX	XXX	XXX	XXX	XXX
12	Ford, P	12/10	START	START	START	START	START	START	XXX	START	START	START	START	XXX
27	Garner, B	9/-	...	XXX	XXX	...	XXX	XXX	XXX	XXX	XXX	XXX	XXX	...
30	George, B	10/-	XXX	XXX	XXX	XXX	XXX	XXX	XXX	XXX	XXX	XXX
3G	George, J	2/-	XXX	XXX
1G	Gragg, W	12/6	START	START	START	XXX	START	START	START	XXX	XXX	XXX	XXX	XXX
2G	Green, D	11/-	XXX	XXX	...	XXX	XXX	XXX	XXX	XXX	XXX	XXX	XXX	XXX
86	Griffin-Stewart	12/11	XXX	START	START	START	START	START	START	START	START	START	START	START
31	Hallett, E	11/1	XXX	XXX	XXX	XXX	XXX	XXX	START	...	XXX	XXX	XXX	XXX
3	Hamlin, D	11/11	START	START	START	START	START	START	START	START	...	START	START	START
52	Hansberry, J	10/-	XXX	XXX	XXX	XXX	XXX	XXX	XXX	XXX	XXX	...	XXX	...
71	Hargrove, B	12/12	START	START	START	START	START	START	START	START	START	START	START	START
22	Hill, B	3/-	XXX	XXX	XXX
57	Houy, G	11/6	START	START	START	START	START	START	...	XXX	XXX	XXX	XXX	XXX
11	Jackson, D	12/12	START	START	START	START	START	START	START	START	START	START	START	START
18	Jacques-Louis	11/5	...	XXX	XXX	START	XXX	XXX	XXX	START	START	START	START	XXX
28	Johnson, K	12/12	START	START	START	START	START	START	START	START	START	START	START	START
91	Jones, P	12/12	START	START	START	START	START	START	START	START	START	START	START	START
9K	Kessman, A	12/-	XXX	XXX	XXX	XXX	XXX	XXX	XXX	XXX	XXX	XXX	XXX	XXX
53	Kradel, J	11/6	XXX	XXX	...	XXX	XXX	XXX	START	START	START	START	START	START
1M	Mack, T	11/9	START	XXX	START	XXX	START	START	START	START	START	START	START	...
96	Maloney, C	1/-	XXX
6M	Mathews, A	12/1	XXX	XXX	XXX	XXX	XXX	XXX	XXX	XXX	XXX	XXX	XXX	START
21	Mathis, D	12/9	START	START	XXX	START	START	START	START	START	START	XXX	START	XXX
81	Medure, J	11/-	XXX	XXX	...	XXX	XXX	XXX	XXX	XXX	XXX	XXX	XXX	XXX
25	Mimes, K	1/-	XXX

The Automated ScoreBook
Pitt Games Played (as of Dec 02, 2019)
All games

##	PLAYER	GP-GS	VA	OHIO	PSU	UCF	DELAWA	DU	SU	UM	GT	NC	VT	BC
6	Morgan, J	12/-	XXX	XXX	XXX	XXX	XXX	XXX	XXX	XXX	XXX	XXX	XXX	XXX
67	Morrissey, J	12/12	START	START	START	START	START	START	START	START	START	START	START	START
47	Nunn, K	12/-	XXX	XXX	XXX	XXX	XXX	XXX	XXX	XXX	XXX	XXX	XXX	XXX
1P	Patti, N	6/1	XXX	XXX	START	XXX	XXX	XXX
39	Petrishen, J	7/-	XXX	XXX	XXX	XXX	XXX	XXX	XXX
8	Pickett, K	11/11	START	START	START	START	...	START	START	START	START	START	START	START
36	Pine, C	10/1	XXX	START	XXX	XXX	XXX	XXX	XXX	XXX	XXX	XXX
15	Pinnock, J	10/3	XXX	XXX	START	XXX	XXX	XXX	XXX	START	XXX	START
44	Reynolds, E	3/2	START	XXX	START
2S	Sibley, Todd	8/2	XXX	XXX	XXX	XXX	XXX	START	START	XXX
23	Smith, L	3/-	XXX	XXX	XXX
9S	Smith, M	4/-	XXX	XXX	XXX	XXX
7	Stocker, J	11/2	XXX	XXX	XXX	XXX	...	XXX	XXX	XXX	START	XXX	XXX	START
26	Tallandier, J	3/-	XXX	XXX	XXX	...
5T	Tipton, T	3/-	XXX	XXX	XXX
97	Twyman, J	12/12	START	START	START	START	START	START	START	START	START	START	START	START
70	Ulizio, N	12/12	START	START	START	START	START	START	START	START	START	START	START	START
59	Van Lynn, C	12/-	XXX	XXX	XXX	XXX	XXX	XXX	XXX	XXX	XXX	XXX	XXX	XXX
83	Vardzel, J	10/-	...	XXX	...	XXX	XXX	XXX	XXX	XXX	XXX	XXX	XXX	XXX
77	Warren, C	12/12	START	START	START	START	START	START	START	START	START	START	START	START
34	Watts, A	12/10	XXX	XXX	START	START	START	START	START	START	START	START	START	START
82	Wayne, J	7/3	...	XXX	...	XXX	XXX	XXX	START	START	START
54	Wheeler, R	11/1	START	XXX	XXX	...	XXX	XXX	XXX	XXX	XXX	XXX	XXX	XXX
14	Williams, M	7/-	XXX	XXX	XXX	XXX	XXX	...	XXX	XXX
2A	Woods, A	9/-	XXX	XXX	XXX	XXX	XXX	...	XXX	XXX	XXX	XXX

The Automated ScoreBook
Pitt Total Tackles Game-by-Game (as of Dec 02, 2019)
All games

Total Tackles	UA-A	Total	VA	OHIO	PSU	UCF	DELAWA	DU	SU	UM	GT	NC	VT	BC
Ford, P	53-33	86	4-2	2-1	6-5	4-3	3-3	8-4	4-2	5-1	4-2	5-4	5-5	3-1
Hamlin, D	49-22	71	7-0	3-0	5-2	1-3	3-2	2-3	6-2	7-3	DNP	5-0	4-4	6-3
Bright, C	35-21	56	4-1	1-0	0-1	4-2	3-1	2-5	2-2	2-1	2-0	6-3	3-4	6-1
Brightwell, S	24-30	54	DNP	DNP	2-3	0-1	3-2	2-10	1-2	4-2	4-3	1-2	4-3	3-2
Campbell, P	24-28	52	4-1	1-1	2-2	2-5	0-2	1-2	3-2	2-1	2-1	3-1	1-7	3-3
Johnson, K	28-23	51	4-0	3-0	0-5	2-2	3-1	3-6	4-0	1-0	5-0	0-3	0-4	3-2
Jones, P	26-17	43	1-0	3-1	0-2	2-2	0-3	5-1	2-0	2-1	2-1	2-0	2-4	5-2
Jackson, D	28-12	40	3-2	2-0	1-0	5-1	2-2	4-1	0-1	2-2	0-1	3-1	3-1	3-0
Twyman, J	20-18	38	1-1	3-1	3-3	2-0	2-2	0-2	2-1	1-0	2-0	2-1	0-3	2-4
Stocker, J	20-13	33	2-1	1-1	2-0	3-1	DNP	0-1	3-3	-	1-0	2-0	0-1	6-5
Alexandre, D	15-17	32	3-3	2-0	0-1	1-5	0-1	0-2	1-1	1-0	0-2	4-1	2-1	1-0
Baldonado, H	11-18	29	1-0	2-2	1-3	2-1	1-3	1-3	0-3	-	0-2	1-1	-	2-0
Watts, A	8-14	22	1-0	1-0	0-2	-	1-4	1-1	0-2	1-0	1-1	1-1	1-3	-
Mathis, D	16-4	20	2-0	3-0	1-1	3-0	2-0	0-1	1-0	1-1	-	3-0	0-1	-
Pine, C	13-5	18	-	3-2	1-1	-	DNP	DNP	2-1	-	1-1	2-0	1-0	3-0
Pinnock, J	11-5	16	3-1	3-1	-	1-0	DNP	DNP	-	-	-	3-2	-	1-1
Hallett, E	9-5	14	-	-	0-1	4-0	-	1-1	-	DNP	2-0	1-1	1-1	0-1
Morgan, J	7-6	13	-	1-0	-	2-0	0-1	1-2	2-1	-	1-0	-	-	0-2
Danielson, D	5-7	12	-	-	0-2	-	1-0	1-1	0-1	-	1-0	0-1	0-2	2-0
Davis, W	5-4	9	1-0	2-1	0-1	-	0-1	2-1	-	-	-	DNP	-	-
Reynolds, E	4-4	8	2-2	1-0	1-2	DNP	DNP	DNP	DNP	DNP	DNP	DNP	DNP	DNP
Bentley, T	2-4	6	-	-	-	-	-	0-2	-	-	1-0	1-0	0-2	-
Garner, B	3-2	5	DNP	-	-	DNP	1-0	1-1	0-1	-	1-0	-	-	DNP
George, B	5-0	5	DNP	DNP	1-0	-	-	-	-	-	1-0	2-0	-	1-0
Medure, J	3-1	4	-	-	DNP	-	1-0	0-1	-	-	1-0	-	-	1-0
Coleman, T	3-1	4	-	-	-	1-0	-	1-0	0-1	1-0	-	-	-	-
Adomitis, C	2-2	4	-	-	-	-	-	-	1-0	-	1-0	-	0-2	-
Griffin-Stewart	1-3	4	-	-	-	-	-	1-1	-	-	-	-	0-2	-
Williams, M	4-0	4	-	DNP	DNP	3-0	-	DNP	DNP	-	-	DNP	1-0	-
Woods, A	0-3	3	DNP	DNP	0-1	-	0-1	0-1	-	DNP	-	-	-	-
Nunn, K	1-2	3	-	0-1	-	-	0-1	-	-	-	-	-	1-0	-
Sibley, Todd	1-1	2	-	-	0-1	-	-	-	1-0	-	DNP	DNP	DNP	DNP
Petrishen, J	2-0	2	DNP	DNP	DNP	DNP	DNP	-	-	-	-	2-0	-	-
Ulizio, N	2-0	2	-	-	-	-	-	1-0	-	1-0	-	-	-	-
Ffrench, M	1-1	2	-	-	-	-	1-1	-	-	-	-	DNP	DNP	-
Davis, V	1-0	1	-	-	-	-	DNP	DNP	-	-	-	-	-	1-0
Davis, A	1-0	1	-	-	-	-	DNP	DNP	-	1-0	-	-	-	-
Green, D	0-1	1	-	-	DNP	-	-	0-1	-	-	-	-	-	-
Morrissey, J	1-0	1	1-0	-	-	-	-	-	-	-	-	-	-	-
Kessman, A	1-0	1	-	-	-	1-0	-	-	-	-	-	-	-	-
Dennis, S	1-0	1	DNP	1-0	-	-	-	-	DNP	DNP	DNP	-	DNP	-
Carter, V	0-1	1	-	-	-	-	-	-	-	-	-	-	-	0-1
Jacques-Louis	1-0	1	DNP	-	-	-	-	1-0	-	-	-	-	-	-
Mathews, A	1-0	1	-	-	-	-	-	-	-	-	-	-	1-0	-
Hansberry, J	0-1	1	0-1	-	-	-	-	-	-	-	-	DNP	-	DNP
Smith, M	0-1	1	-	-	0-1	-	DNP	DNP	DNP	DNP	DNP	DNP	DNP	DNP
Camp, K	0-1	1	0-1	DNP	DNP	DNP	DNP	DNP	DNP	DNP	DNP	DNP	DNP	DNP

Total Tackles	UA-A	Total	VA	OHIO	PSU	UCF	DELAWA	DU	SU	UM	GT	NC	VT	BC
Smith, L	0-1	1	DNP	DNP	DNP	-	0-1	DNP	DNP	DNP	DNP	DNP	DNP	-

The Automated ScoreBook
Pitt Tackle For Loss Game-by-Game (as of Dec 02, 2019)
All games

TACKLES FOR LOSS	UA-A	Total	VA	OHIO	PSU	UCF	DELAWA	DU	SU	UM	GT	NC	VT	BC
Jones, P	9-6	12.0	-	-	-	1.5-7	1.5-2	2.0-18	2.0-9	2.5-12	-	-	1.0-13	1.5-10
Twyman, J	8-8	12.0	0.5-0	3.0-22	1.5-8	1.0-9	0.5-5	0.5-0	1.0-8	-	-	2.5-15	0.5-3	1.0-7
Johnson, K	9-3	10.5	-	1.0-13	1.0-2	2.0-14	2.0-8	1.0-1	1.0-7	-	1.0-3	-	0.5-2	1.0-1
Alexandre, D	6-6	9.0	1.5-7	1.0-8	-	1.5-7	-	0.5-1	1.5-14	-	1.0-3	2.0-4	-	-
Bright, C	7-4	9.0	1.0-3	1.0-2	0.5-0	1.0-1	1.0-5	-	0.5-6	-	-	1.0-6	3.0-9	-
Watts, A	4-6	7.0	-	-	0.5-0	-	2.5-11	1.0-8	0.5-4	-	1.0-1	1.0-1	0.5-1	-
Campbell, P	3-6	6.0	-	0.5-1	1.0-13	-	0.5-2	-	1.5-6	0.5-1	-	1.0-6	0.5-1	0.5-1
Baldonado, H	4-3	5.5	1.0-4	0.5-2	-	2.0-5	1.5-5	-	-	-	-	0.5-5	-	-
Pine, C	3-2	4.0	-	1.5-4	-	-	DNP	DNP	0.5-6	-	1.0-3	1.0-2	-	-
Morgan, J	4-0	4.0	-	-	-	2.0-8	-	-	1.0-2	-	1.0-5	-	-	-
Brightwell, S	2-3	3.5	DNP	DNP	-	-	-	-	0.5-3	-	1.0-2	-	2.0-9	-
Jackson, D	2-2	3.0	0.5-2	-	-	-	0.5-3	-	-	-	-	1.0-1	-	1.0-2
Ford, P	1-2	2.0	0.5-1	-	-	-	-	-	-	-	-	-	1.5-2	-
Mathis, D	2-0	2.0	1.0-1	-	-	1.0-2	-	-	-	-	-	-	-	-
Hamlin, D	2-0	2.0	-	-	-	-	-	-	1.0-3	-	DNP	-	-	1.0-3
Bentley, T	1-1	1.5	-	-	-	-	-	-	-	-	-	1.0-3	0.5-1	-
Danielson, D	1-0	1.0	-	-	-	-	-	-	-	-	-	-	-	1.0-2
Reynolds, E	0-2	1.0	0.5-5	-	0.5-1	DNP	DNP	DNP	DNP	DNP	DNP	DNP	DNP	DNP
Stocker, J	1-0	1.0	-	-	-	-	DNP	-	1.0-1	-	-	-	-	-
Davis, W	1-0	1.0	-	1.0-4	-	-	-	-	-	-	-	DNP	-	-
Camp, K	0-1	0.5	0.5-5	DNP	DNP	DNP	DNP	DNP	DNP	DNP	DNP	DNP	DNP	DNP
Pinnock, J	0-1	0.5	-	0.5-3	-	-	DNP	DNP	-	-	-	-	-	-

The Automated ScoreBook
Pitt Sacks Game-by-Game (as of Dec 02, 2019)
All games

[illegible]

The Automated ScoreBook
Pitt Passing Game-by-Game (as of Dec 02, 2019)
All games

#8 Pickett, K	Comp	Att	Int	Pct	Yards	TD	Long	Sacked	Effic
Virginia	21	41	2	51.2	185	1	59	4-28	87.41
Ohio	26	37	0	70.3	321	1	74	1-4	152.06
Penn State	35	51	0	68.6	372	0	48	3-14	129.90
UCF	25	47	0	53.2	224	1	24	1-5	100.25
Duke	29	48	2	60.4	268	3	26	3-28	119.61
Syracuse	18	33	0	54.5	232	2	43	3-11	133.60
Miami	18	32	2	56.2	146	0	30	4-23	82.07
Georgia Tech	25	34	2	73.5	204	1	23	1-7	121.87
North Carolina	25	41	0	61.0	359	1	74	1-4	142.58
Virginia Tech	10	26	0	38.5	103	0	31	2-31	71.74
Boston College	30	40	1	75.0	323	0	29	4-30	137.83
TOTALS	262	430	9	60.9	2737	10	74	27-185	117.89

#1P Patti, N	Comp	Att	Int	Pct	Yards	TD	Long	Sacked	Effic
UCF	2	3	0	66.7	16	1	10	0-0	221.47
Delaware	23	37	1	62.2	271	2	48	0-0	136.12
Virginia Tech	1	2	0	50.0	14	0	14	0-0	108.80
Boston College	0	1	0	0.0	0	0	0	0-0	0.00
TOTALS	26	43	1	60.5	301	3	48	0-0	137.64

#6M Mathews, A	Comp	Att	Int	Pct	Yards	TD	Long	Sacked	Effic
UCF	1	1	0	100.0	3	1	3	0-0	455.20
TOTALS	1	1	0	100.0	3	1	3	0-0	455.20

The Automated ScoreBook
Pitt Rushing/Receiving Game-by-Game (as of Dec 02, 2019)
All games

RUSHING	No-Yds/TD	VA	OHIO	PSU	UCF	DELAWARE	DU	SU	UM	GT	NC	VT	BC
Davis, A	126-532/4	8-25/1	13-89/0	8-5/0	13-65/1	DNP	DNP	16-103/1	15-45/0	16-75/0	19-58/1	8-24/0	10-43/0
Sibley, Todd	50-249/0	7-23/0	3-3/0	-	-	22-106/0	12-60/0	2-3/0	4-54/0	DNP	DNP	DNP	DNP
Davis, V	46-245/4	2-6/0	12-50/1	4-6/1	5-34/0	DNP	DNP	8-16/0	-	6-67/1	1-6/0	3-15/0	5-45/1
Carter, V	62-231/0	1-8/0	6-22/0	2--1/0	4-4/0	9-42/0	13-18/0	6-30/0	11-47/0	4-14/0	2-14/0	4-33/0	-
Pickett, K	88-105/2	12-16/0	2--1/0	9-7/0	12-61/0	DNP	6--17/0	5--6/0	9-21/0	6-8/0	12-53/2	8--12/0	7--25/0
Jacques-Louis	12-66/0	DNP	-	1-9/0	-	1-10/0	1-10/0	1-7/0	2-11/0	1--1/0	1-12/0	3--3/0	1-11/0
Patti, N	5-27/0	-	DNP	DNP	2-18/0	2-6/0	-	DNP	DNP	DNP	DNP	1-3/0	-
Ffrench, M	8-26/0	-	1--3/0	-	1-14/0	2-12/0	2-0/0	1-3/0	-	1-0/0	DNP	DNP	-
Wayne, J	1--3/0	DNP	-	DNP	-	-	-	DNP	DNP	DNP	-	-	1--3/0
Mathews, A	1--4/0	-	-	-	-	-	-	-	-	1--4/0	-	-	-
TEAM	13--26/0	-	DNP	1--2/0	-	3--4/0	1--2/0	4--11/0	1--2/0	1--1/0	2--4/0	-	DNP

RECEIVING	No-Yds/TD	VA	OHIO	PSU	UCF	DELAWARE	DU	SU	UM	GT	NC	VT	BC
Mack, T	62-711/2	6-33/0	3-57/0	12-125/0	6-87/0	5-124/1	9-85/1	4-34/0	3-18/0	5-47/0	6-83/0	3-18/0	DNP
Ffrench, M	84-685/3	6-54/0	10-138/1	8-43/0	7-50/1	9-57/0	10-54/0	6-92/1	8-47/0	11-71/0	DNP	DNP	9-79/0
Jacques-Louis	19-280/2	DNP	-	-	-	-	2-26/0	3-24/0	-	3-38/1	4-104/1	1-8/0	6-80/0
Davis, A	22-264/0	2-65/0	1-7/0	7-94/0	2-13/0	DNP	DNP	1-6/0	4-24/0	-	2-33/0	1-7/0	2-15/0
Mathews, A	13-220/1	-	2-30/0	2-17/0	1-24/0	1-16/0	2-26/0	2-57/1	-	-	1-30/0	1-14/0	1-6/0
Wayne, J	15-215/0	DNP	-	DNP	-	-	1-17/0	DNP	DNP	DNP	4-30/0	4-68/0	6-100/0
Griffin-Stewart	17-175/1	-	3-22/0	2-39/0	1-14/0	2-6/0	2-11/1	1-13/0	-	2-21/0	1-28/0	-	3-21/0
Carter, V	16-173/2	1-3/0	-	-	3-8/0	3-37/1	2-36/1	-	2-46/0	3-19/0	2-24/0	-	-
Gragg, W	18-141/0	3-4/0	4-38/0	1--1/0	2-20/0	1-10/0	-	1-6/0	1-11/0	1-8/0	3-26/0	-	1-19/0
Tipton, T	7-81/1	3-26/1	2-27/0	2-28/0	DNP	DNP	DNP	DNP	DNP	DNP	DNP	DNP	DNP
Butler-Jenkins	6-65/1	-	-	1-27/0	4-25/1	-	1-13/0	-	-	-	-	DNP	DNP
Sibley, Todd	2-18/0	-	1-2/0	-	-	1-16/0	-	-	-	DNP	DNP	DNP	DNP
Vardzel, J	3-6/0	DNP	-	DNP	-	1-5/0	-	-	-	-	2-1/0	-	-
Pickett, K	1-3/1	-	-	-	1-3/1	DNP	-	-	-	-	-	-	-
Wheeler, R	1-3/0	-	-	-	DNP	-	-	-	-	-	-	-	1-3/0
Davis, V	3-1/0	-	-	-	1--1/0	DNP	DNP	-	-	-	-	1-2/0	1-0/0

The Automated ScoreBook
Pitt Return Stats Game-by-Game (as of Dec 02, 2019)
All games

PUNT RETURNS	No-Yds	VA	OHIO	PSU	UCF	DELAWA	DU	SU	UM	GT	NC	VT	BC
Ffrench, M	26-157	1-0	7-25	2-8	2-9	2-7	2-48	2-2	3-1	5-57	DNP	DNP	-
Mathews, A	1-9	-	-	-	1-9	-	-	-	-	-	-	-	-
Vardzel, J	5-7	DNP	-	DNP	-	-	-	-	-	-	1-7	1-0	3-0
Ford, P	1--1	-	-	-	-	-	1--1	-	-	-	-	-	-

KICK RETURNS	No-Yds	VA	OHIO	PSU	UCF	DELAWA	DU	SU	UM	GT	NC	VT	BC
Woods, A	5-78	DNP	DNP	-	-	1-20	3-45	1-13	DNP	-	-	-	-
Ffrench, M	4-69	1-26	-	-	2-43	-	-	-	-	1-0	DNP	DNP	-
Jacques-Louis	4-62	DNP	-	-	-	-	-	-	-	1-22	2-36	-	1-4
Mack, T	1-20	-	1-20	-	-	-	-	-	-	-	-	-	DNP
Sibley, Todd	1-20	-	-	-	1-20	-	-	-	-	DNP	DNP	DNP	DNP
Davis, V	1-13	-	-	-	-	DNP	DNP	-	1-13	-	-	-	-

INT. RETURNS	No-Yds	VA	OHIO	PSU	UCF	DELAWA	DU	SU	UM	GT	NC	VT	BC
Ford, P	3-69	-	-	-	-	-	2-48	-	-	1-21	-	-	-
Mathis, D	2-15	-	-	-	-	-	-	-	1-12	-	1-3	-	-
Jackson, D	1-21	-	-	-	-	-	1-21	-	-	-	-	-	-
Pinnock, J	1-0	-	-	-	1-0	DNP	DNP	-	-	-	-	-	-
Campbell, P	1-13	-	-	-	1-13	-	-	-	-	-	-	-	-

FUMBLE RETURNS	No-Yds	VA	OHIO	PSU	UCF	DELAWA	DU	SU	UM	GT	NC	VT	BC
Bright, C	1-79	-	-	-	-	-	-	-	-	1-79	-	-	-

The Automated ScoreBook
Pitt All-Purpose Yards Game-by-Game (as of Dec 02, 2019)
All games

ALL-PURPOSE YARDS	Total	VA	OHIO	PSU	UCF	DELAWA	DU	SU	UM	GT	NC	VT	BC
Ffrench, M	937	80	160	51	116	76	102	97	48	128	DNP	DNP	79
Davis, A	796	90	96	99	78	DNP	DNP	109	69	75	91	31	58
Mack, T	731	33	77	125	87	124	85	34	18	47	83	18	DNP
Jacques-Louis	408	DNP	-	9	-	10	36	31	11	59	152	5	95
Carter, V	404	11	22	-1	12	79	54	30	93	33	38	33	-
Sibley, Todd	287	23	5	-	20	122	60	3	54	DNP	DNP	DNP	DNP
Davis, V	259	6	50	6	33	DNP	DNP	16	13	67	6	17	45
Mathews, A	225	-	30	17	33	16	26	57	-	-4	30	14	6
Wayne, J	212	DNP	-	DNP	-	-	17	DNP	DNP	DNP	30	68	97
Griffin-Stewart	175	-	22	39	14	6	11	13	-	21	28	-	21
Gragg, W	141	4	38	-1	20	10	-	6	11	8	26	-	19
Pickett, K	108	16	-1	7	64	DNP	-17	-6	21	8	53	-12	-25
Tipton, T	81	26	27	28	DNP	DNP	DNP	DNP	DNP	DNP	DNP	DNP	DNP
Woods, A	78	DNP	DNP	-	-	20	45	13	DNP	-	-	-	-
Ford, P	68	-	-	-	-	-	47	-	-	21	-	-	-
Butler-Jenkins	65	-	-	27	25	-	13	-	-	-	-	DNP	DNP
Patti, N	27	-	DNP	DNP	18	6	-	DNP	DNP	DNP	DNP	3	-
Jackson, D	21	-	-	-	-	-	21	-	-	-	-	-	-
Davis, W	18	-	-	-	18	-	-	-	-	-	DNP	-	-
Mathis, D	15	-	-	-	-	-	-	-	12	-	3	-	-
Campbell, P	13	-	-	-	13	-	-	-	-	-	-	-	-
Vardzel, J	13	DNP	-	DNP	-	5	-	-	-	-	8	-	-
Wheeler, R	3	-	-	-	DNP	-	-	-	-	-	-	-	3
TEAM	-26	-	-	-2	-	-4	-2	-11	-2	-1	-4	-	-

The Automated ScoreBook
Pitt Fumbles Game-by-Game (as of Dec 02, 2019)
All games

FUMBLES	No-Lost	VA	OHIO	PSU	UCF	DELAWA	DU	SU	UM	GT	NC	VT	BC
Pickett, K	5-1	-	-	1-0	1-0	DNP	-	-	-	1-0	-	1-1	1-0
Ffrench, M	5-3	-	1-0	1-0	-	1-1	-	1-1	-	1-1	DNP	DNP	-
Davis, A	3-2	-	-	-	1-1	DNP	DNP	-	-	-	1-0	-	1-1
Mack, T	1-1	-	-	-	-	-	-	-	1-1	-	-	-	DNP
Butler-Jenkins	1-1	-	-	-	-	-	1-1	-	-	-	-	DNP	DNP
Vardzel, J	1-0	DNP	-	DNP	-	-	-	-	-	-	-	-	1-0
TEAM	1-0	-	DNP	-	-	-	-	1-0	-	-	-	-	DNP
Ford, P	1-1	-	-	-	-	-	1-1	-	-	-	-	-	-
Carter, V	1-0	-	-	-	-	-	-	-	1-0	-	-	-	-
Davis, V	1-1	-	-	-	-	DNP	DNP	-	-	-	-	-	1-1
Wayne, J	1-1	DNP	-	DNP	-	-	-	DNP	DNP	DNP	-	-	1-1

FUMBLES FORCED	Number	VA	OHIO	PSU	UCF	DELAWA	DU	SU	UM	GT	NC	VT	BC
Jones, P	4	-	1	-	-	-	2	-	1	-	-	-	-
Ford, P	3	1	-	-	-	-	-	1	-	-	-	1	-
Campbell, P	2	1	-	1	-	-	-	-	-	-	-	-	-
Johnson, K	2	-	-	-	1	-	-	-	-	1	-	-	-
Bright, C	1	-	-	-	-	-	1	-	-	-	-	-	-

FUMBLES RECOVERED	Number	VA	OHIO	PSU	UCF	DELAWA	DU	SU	UM	GT	NC	VT	BC
Johnson, K	1	-	-	-	-	-	-	-	-	-	-	1	-
Baldonado, H	1	-	-	-	-	-	1	-	-	-	-	-	-
Alexandre, D	1	-	-	-	-	-	1	-	-	-	-	-	-
Campbell, P	1	-	-	-	-	-	1	-	-	-	-	-	-
Bright, C	1	-	-	-	-	-	-	-	-	1	-	-	-