

Pitt

WOMEN'S BASKETBALL

>> GAME NOTES <<

PITT
PANTHERS
9-6, 0-1 ACC

GAME 16
Thursday, Jan. 10, 2019 | 7 p.m. ET
Raleigh, NC | Reynolds Coliseum

#8 NC STATE
WOLFPACK
15-0, 2-0 ACC

Last Game.....L, 100-44 at #2 Notre Dame (Jan. 3)
Head Coach.....Lance White
Career Record.....9-6 (First season)
Record at Pitt.....9-6 (First season)

Points Leader.....Cassidy Walsh (10.5 PPG)
Rebounds Leader.....Cara Judkins (6.5 RPG)
Assists Leader.....Jasmine Whitney (3.7 APG)



Last Game.....W, 85-69 at Boston College (Jan. 6)
Head Coach.....Wes Moore
Career Record.....685-221 (30th Season)
Record at NC State.....127-52 (6th Season)

Points Leader.....Grace Hunter (14.6 ppg)
Rebounds Leader.....Kiara Leslie (7.9 rpg)
Assists Leader.....Aislinn Konig (4.1 apg)

>> SCHEDULE/RESULTS

| Date | Opponent | TV | Time/Result |
|-------|-------------------------|------------|---------------|
| O30 | GANNON (Exh.) | | W, 68-46 |
| N7 | UCF (1) | ACCN EXTRA | L, 61-58 |
| N9 | NEW ORLEANS | ACCN EXTRA | W, 90-38 |
| N13 | YOUNGSTOWN STATE | ACCN EXTRA | L, 64-55 |
| N16 | CINCINNATI | ACCN EXTRA | W, 65-48 |
| N19 | at Georgetown | ACCN EXTRA | L, 70-41 |
| N23 | vs. Wisconsin (2) | | L, 57-42 |
| N24 | vs. Arkansas (2) | | W, 61-54 |
| N25 | vs. Tennessee State (2) | | W, 78-56 |
| N29 | at Northwestern (3) | BTN PLUS | W, 52-49 |
| D5 | FORDHAM | ACCN EXTRA | W, 65-62 |
| D8 | WEST VIRGINIA | ACCN EXTRA | L, 77-43 |
| D18 | UNCW | ACCN EXTRA | W, 60-56 |
| D21 | SAINT FRANCIS (PA.) | ACCN EXTRA | W, 78-75 (OT) |
| D29 | at Duquesne | | W, 66-58 |
| J3 | at #2 Notre Dame* | ACCN Extra | L, 100-44 |
| J10 | at #8 NC State* | ACCN Extra | 7 P.M. |
| J13 | BOSTON COLLEGE* | RSN | 1 P.M. |
| J17 | SYRACUSE* | ACCN EXTRA | 7 P.M. |
| J20 | CLEMSON* | ACCN EXTRA | 2 P.M. |
| J24 | VIRGINIA* | ACCN EXTRA | 7 P.M. |
| J27 | at Louisville* | ACCN Extra | 2 P.M. |
| J31 | VIRGINIA TECH* | RSN | 7 P.M. |
| F3 | at Duke* | ACCN Extra | 2 P.M. |
| F7 | at Georgia Tech* | ACCN Extra | 7 P.M. |
| F10 | MIAMI* | ACCN EXTRA | 2 P.M. |
| F14 | NORTH CAROLINA* | ACCN EXTRA | 7 P.M. |
| F17 | at Florida State* | ACCN Extra | 2 P.M. |
| F21 | at Syracuse* | ACCN Extra | 7 P.M. |
| F28 | at Wake Forest* | ACCN Extra | 7 P.M. |
| M3 | LOUISVILLE* | ACCN EXTRA | 2 P.M. |
| M6-10 | ACC TOURNAMENT (4) | ACCN EXTRA | TBA |

All Times Eastern | * - ACC Game

ALL CAPS Games Played at Petersen Events Center in Pittsburgh, Pa.

- (1) School Day
- (2) Challenge in Music City (Nashville, Tenn.)
- (3) ACC/Big Ten Challenge (Evanston, Ill.)
- (4) ACC Tournament (Greensboro, N.C.)

>> PROBABLE PITT STARTERS




#1
Danielle Garven
6-1 • SR • F



#3
Jasmine Whitney
5-9 • JR • G



#4
Cassidy Walsh
5-7 • SR • G



#14
Kauai Bradley
6-0 • SR • F



#11
Cara Judkins
6-2 • SO • C

| | |
|-----|-------|
| PPG | 10.0 |
| RPG | 4.6 |
| APG | 1.8 |
| FT% | 76.2% |

| | |
|-----|-----|
| PPG | 9.1 |
| RPG | 3.1 |
| APG | 3.7 |
| SPG | 1.6 |

| | |
|------|-------|
| PPG | 10.5 |
| RPG | 3.4 |
| APG | 2.5 |
| 3PT% | 35.8% |

| | |
|-----|-----|
| PPG | 5.1 |
| RPG | 4.7 |
| SPG | 1.9 |
| APG | 1.3 |

| | |
|-----|-------|
| PPG | 6.1 |
| RPG | 6.5 |
| BPG | 1.3 |
| FG% | 50.0% |

>> OPENING TIPS

A WIN WOULD...

- » Give the Panthers their first ACC win since February 1, 2018.
- » Be the Panthers third win against NC State in the all-time series.
- » Be the first win over a top-10 team since downing #8 North Carolina 84-59 on Jan. 8, 2015.
- » Give Pitt 80 victories against ACC schools in program history.

LAST TIME OUT...

- » The Panthers (9-6, 0-0 ACC) opened up ACC play on the road against the defending national champions, Notre Dame, and were handed a 100-44 defeat.
- » Pitt wasn't able to get anything going offensively in the ACC opener as they shot just 26.6% from the floor while committing 24 turnovers in the loss.
- » Junior point guard **Jasmine Whitney** once again led the Panthers in scoring as she netted nine points, four assists and two steals in the loss.
- » Making her 15th straight start, senior **Cassidy Walsh** netted six points while senior **Kalista Walters** came off the bench and netted four points and a team-high nine

rebounds.

- » As a team, the Panthers were outscored inside the paint 40-18 while also losing the rebounding battle, 49-36.

STORYLINES

- » Pitt is in search of their first ACC win of the season and their 10th win overall on the year, a number that would match last seasons win total for the Panthers.
- » The Panthers will be facing their second straight top-10 opponent on Thursday, marking the first time since joining the ACC that Pitt has opened up their conference slate with two top-10 opponents.
- » When the Pitt offense is able to score at least 60 points this season, they own a perfect 8-0 record.

LOOKING AHEAD...

- » The Panthers will return home on Sunday, Jan. 13 for their first of four straight home ACC games as they welcome the Boston College Eagles to the Petersen Events Center at 1:00 pm.
- » Pitt will then welcome nationally ranked Syracuse to town on Thursday, Jan. 17 at 7:00 pm, Clemson on Sunday, Jan. 20 at 2:00 pm and Virginia on Thursday, Jan. 24 at 7:00 pm.

>> FOLLOW ALONG

Pitt IMG Sports Network
Josh Rowntree
1320AM WJAS

TV: ACC Network Extra
Live Stream: ESPN+

Online
Live Stats: available at
PittsburghPanthers.com/schedule/page

Social Media
Twitter/Instagram: @Pitt_WBB
Facebook.com/PittWomensBasketball/

>> QUICK FACTS

GENERAL INFORMATION

| | |
|-------------------|--|
| Location | Pittsburgh, Pa. |
| Founded | 1787 |
| Affiliation | NCAA Division I |
| Conference | Atlantic Coast (ACC) |
| Enrollment | 34,580 |
| Colors | Blue (PMS 289) & Vegas Gold (PMS 4515) |
| Nickname | Panthers |
| Mascot | Roc |
| Home Arena (Cap.) | Petersen Events Center (12,508) |

UNIVERSITY ATHLETICS PERSONNEL

| | |
|-----------------------|---|
| Chancellor | Dr. Patrick Gallagher (Benedictine, Pitt '91) |
| Director of Athletics | Heather Lyke (Michigan '92) |
| Sport Administrator | Bethany Wagner (West Virginia '06) |
| SWA | Jen Tuscano (Pitt-Johnstown '99) |

TEAM INFORMATION

| | |
|------------------------------|----------------------------|
| 2017-18 Overall Record | 10-20 |
| 2017-18 Record Breakdown | 8-10 (H), 2-9 (A), 0-1 (N) |
| 2017-18 ACC Record | 2-14 |
| 2017-18 ACC Breakdown | 1-7 (H), 1-7(A), 0-0 (N) |
| ACC Regular Season Finish | 13th |
| ACC Tournament Finish | 0-1, first round |
| Letterwinners Returning/Lost | 11/2 |
| Starters Returning/Lost | 4/1 |
| Newcomers | 3 |

TEAM HISTORY

| | |
|---------------------------------|----------------------|
| First Season of Basketball | 1974-75 |
| All-Time Overall Record | 625-660 (44 seasons) |
| All-Time ACC Record | 22-59 (Five seasons) |
| All-Time NCAA Tournament Record | 6-4 |
| All-Time ACC Tournament Record | 1-5 |
| Petersen Events Center Record | 141-110 (16 seasons) |
| NCAA Appearances/Last | Four/2015 |
| WNIT Appearances/Last | Five/2010 |

BASKETBALL STAFF

| | |
|----------------------------------|-----------------------------------|
| Head Coach | Lance White (Texas Tech '96) |
| Career Record/Year | 9-6 (First Season) |
| Record at Pitt/Year | 9-6 (First Season) |
| Assoc. Head Coach | Danielle Atkinson (Florida '06) |
| Year at Pitt | First |
| Assoc. Head Coach | Terri Mitchell (Duchesne '89) |
| Year at Pitt | First |
| Assistant Coach | Josh Petersen (Florida State '12) |
| Year at Pitt | First |
| Dir. of Operations | Ali Hoesly (Rutgers '16) |
| Dir. of Video & Creative Content | Meghan Bielich (Clarion '06) |
| Dir. of Recruiting Operations | Sheana Vega (Liberty '17) |
| Graduate Student Manager | Wumi Agunbiade (Duchesne '14) |
| Administrative Assistant | Felisha Hamiel |
| Athletic Trainer | Ann Marie Porada |
| Strength and Conditioning Coach | Rhen Vail |
| Equipment Manager | Ed Whited |
| Academic Coordinator | Tilly Sheets |
| Women's Basketball Phone | (412) 648-8360 |
| Women's Basketball Fax | (412) 648-9152 |
| Ticket Office Phone | (412) 648-PITT |

MEDIA RELATIONS

| | |
|---------------------|--|
| WBB Contact | Louie Spina |
| Email | lspina@athletics.pitt.edu |
| Office Phone | (412) 648-7774 |
| Cell Phone | (716) 429-5464 |
| Media Relations Fax | (412) 648-8248 |
| Press Row Phone | (412) 648-2318 |
| Mailing Address | P.O. Box 7436, Pittsburgh, PA 15213-0436 |
| Overnight Address | 3719 Terrace St., Pittsburgh, PA 15261 |
| Website | www.pittsburghpanthers.com |
| Facebook | www.facebook.com/pittwomensbasketball |
| Twitter/Instagram | @Pitt_WBB |

>> 2018-19 ROSTERS

NUMERICAL

| NO. | NAME | HT. | POS. | YR. | HOMETOWN/LAST SCHOOL |
|-----|-----------------|------|------|------|--|
| 0 | Jahsyni Knight | 5-8 | G | FR | Perth Amboy, N.J./Rutgers Prep |
| 1 | Danielle Garven | 6-1 | F | SR | Toronto, Ontario, Canada/Chipola College |
| 2 | Aysia Bugg | 5-7 | G | R-SR | Chicago, Ill./Bolingbrook HS |
| 3 | Jasmine Whitney | 5-9 | G | JR | Centreville, Va./Paul VI HS |
| 4 | Cassidy Walsh | 5-7 | G | SR | Pittsburgh, Pa./Seton-La Salle HS |
| 10 | Ismini Prapa | 5-7 | G | FR | Athens, Greece/American Community School of Athens |
| 11 | Cara Judkins | 6-2 | C | SO | Bethesda, Md./Our Lady of Good Counsel |
| 12 | Tehya Lyons | 5-7 | G | FR | Norcross, Ga./Norcross HS |
| 13 | Kyla Nelson | 5-11 | G | SO | Worthing, England/Oaklands College |
| 14 | Kauai Bradley | 6-0 | G/F | SR | Chicago, Ill./Marian Catholic HS |
| 20 | Pika Rodriguez | 5-11 | G | SO | Hartford, Conn./Capital Prep Magnet School |
| 22 | Jaala Henry | 6-3 | F | SO | Riverdale, Md./National Christian Academy |
| 23 | Alayna Gribble | 6-0 | G | JR | Pittsburgh, Pa./Norwin HS |
| 32 | Kalista Walters | 6-1 | C | SR | Fleetwood, Pa./Bethlehem Catholic HS |

ALPHABETICAL

| NO. | NAME | HT. | POS. | YR. | HOMETOWN/LAST SCHOOL |
|-----|-----------------|------|------|------|--|
| 14 | Kauai Bradley | 6-0 | G/F | SR | Chicago, Ill./Marian Catholic HS |
| 2 | Aysia Bugg | 5-7 | G | R-SR | Chicago, Ill./Bolingbrook HS |
| 1 | Danielle Garven | 6-1 | F | SR | Toronto, Ontario, Canada/Chipola College |
| 23 | Alayna Gribble | 6-0 | G | JR | Pittsburgh, Pa./Norwin HS |
| 22 | Jaala Henry | 6-3 | F | SO | Riverdale, Md./National Christian Academy |
| 11 | Cara Judkins | 6-2 | C | SO | Bethesda, Md./Our Lady of Good Counsel |
| 0 | Jahsyni Knight | 5-8 | G | FR | Perth Amboy, N.J./Rutgers Prep |
| 12 | Tehya Lyons | 5-7 | G | FR | Norcross, Ga./Norcross HS |
| 13 | Kyla Nelson | 5-11 | G | SO | Worthing, England/Oaklands College |
| 10 | Ismini Prapa | 5-7 | G | FR | Athens, Greece/American Community School of Athens |
| 20 | Pika Rodriguez | 5-11 | G | SO | Hartford, Conn./Capital Prep Magnet School |
| 4 | Cassidy Walsh | 5-7 | G | SR | Pittsburgh, Pa./Seton-La Salle HS |
| 32 | Kalista Walters | 6-1 | C | SR | Fleetwood, Pa./Bethlehem Catholic HS |
| 3 | Jasmine Whitney | 5-9 | G | JR | Centreville, Va./Paul VI HS |

COACHING STAFF

| | |
|-------------------------------|-------------------|
| Head Coach | Lance White |
| Associate Head Coach | Danielle Atkinson |
| Associate Head Coach | Terri Mitchell |
| Assistant Coach | Josh Petersen |
| Director of Operations | Ali Hoesly |

| | |
|---|------------------|
| Director of Video & Creative Content | Meghan Bielich |
| Director of Recruiting Operations | Sheana Vega |
| Graduate Student Manager | Wumi Agunbiade |
| Athletic Trainer | Ann Marie Porada |
| Strength & Conditioning Coach | Rhen Vail |

PRONUNCIATIONS

| | |
|-----------------------|--------------|
| Alayna Gribble | uh-LAY-nuh |
| Aysia Bugg | like "Asia" |
| Ismini Prapa | is-MEE-nee |
| Jaala Henry | JAY-luh |
| Jahsyni Knight | juh-SHAH-nee |

| | |
|------------------------|--------------|
| Kalista Walters | kuh-LISS-tuh |
| Kauai Bradley | kuh-WHY |
| Kyla Nelson | KY-luh |
| Pika Rodriguez | PEE-kuh |
| Tehya Lyons | te-HIGH-uh |

>> MEDIA INFO

CREDENTIALS

Credentials for Pitt home games are issued on a game-by-game basis to working media only and should be requested as early as possible due to space limitations, parking limitations and demand. All credential requests need to be made by contacting Julie Juirch via email or phone. Media members are required to make credential arrangements at least 24 hours in advance of the game in question.

off-town interview requests for Coach White or any player must be made at least 48 hours in advance.

UPCOMING SCHEDULE

- » **Thursday, Jan. 10**
at NC State
7 p.m. | Reynolds Coliseum
- » **Sunday, Jan. 13**
vs. Boston College
1 p.m. | Petersen Events Center
- » **Thursday, Jan. 17**
vs. Syracuse
7 p.m. | Petersen Events Center
- » **Sunday, Jan. 20**
vs. Clemson
2 p.m. | Petersen Events Center
- » **Thursday, Jan. 24**
vs. Virginia
7 p.m. | Petersen Events Center
- » **Sunday, Jan. 27**
at Louisville
2 p.m. | KFC YUM! Center
- » **Thursday, Jan. 31**
vs. Virginia Tech
7 p.m. | Petersen Events Center

PHOTOGRAPHERS

Still photographers and TV news cameras will receive a regular media pass and sit in the designated area along the baseline. Photographers must remain in the space designated. Be prepared to show identification if asked to identify yourself. Strobe lights are prohibited.

INTERVIEW POLICIES

The Athletic Media Relations Office will assist all media personnel with coverage of Pitt basketball. All interviews MUST be arranged through the Athletic Media Relations Office. Generally, head coach Lance White and selected players are available for interviews two days prior to each game, post-practice. If a media member wishes to complete something more in-depth during the week, please contact Louie Spina at (716) 429-5464 to arrange a time. No interviews will be conducted on game day. Players' telephone numbers will not be released by the Media Relations Office. Out-

PITT MEDIA SERVICES

Media members may access the most up-to-date information on the Pitt women's basketball team on the athletic department's official Web site: www.pittsburghpanthers.com. Game notes, official statistics, game recaps, boxscores and general releases will be updated regularly. All of this information is available online. Director of Media Relations Louie Spina will also send out game notes via e-mail prior to each game. To get on the list, please e-mail him at lspina@athletics.pitt.edu.

>> 2018-19 ACC STANDINGS

| TEAM | CONF. | CPCT. | OVERALL | PCT. | HOME | AWAY | NEUTRAL | STREAK |
|----------------|------------|-------------|------------|-------------|------------|------------|------------|-----------|
| NC State | 2-0 | 1.000 | 15-0 | 1.000 | 10-0 | 3-0 | 2-0 | W15 |
| Louisville | 2-0 | 1.000 | 14-0 | 1.000 | 7-0 | 5-0 | 2-0 | W14 |
| Florida State | 2-0 | 1.000 | 14-1 | .933 | 7-1 | 5-0 | 2-0 | W10 |
| Notre Dame | 2-0 | 1.000 | 14-1 | .933 | 7-1 | 4-0 | 3-0 | W7 |
| Syracuse | 2-0 | 1.000 | 13-2 | .867 | 5-0 | 2-2 | 6-0 | W7 |
| Miami (FL) | 2-0 | 1.000 | 14-3 | .824 | 10-1 | 2-2 | 2-0 | W2 |
| Georgia Tech | 1-1 | .500 | 11-4 | .733 | 6-1 | 2-2 | 3-1 | L1 |
| Clemson | 1-1 | .500 | 10-5 | .667 | 9-2 | 0-2 | 1-1 | W1 |
| Wake Forest | 0-1 | .000 | 9-5 | .643 | 7-3 | 1-2 | 1-0 | L1 |
| PITT | 0-1 | .000 | 9-6 | .600 | 5-3 | 2-2 | 2-1 | L1 |
| Virginia Tech | 0-2 | .000 | 13-2 | .867 | 8-1 | 1-1 | 4-0 | L2 |
| Boston College | 0-2 | .000 | 11-4 | .733 | 7-4 | 2-0 | 2-0 | L2 |
| Duke | 0-2 | .000 | 8-6 | .571 | 5-1 | 2-3 | 1-2 | L2 |
| North Carolina | 0-2 | .000 | 9-7 | .563 | 5-2 | 1-3 | 3-2 | L2 |
| Virginia | 0-2 | .000 | 6-9 | .400 | 4-5 | 1-3 | 1-1 | L2 |

>> ACC PLAYERS OF THE WEEK

| | | | |
|---------|---------------------|---------|------------|
| Nov. 12 | Asia Durr | Guard | Louisville |
| Nov. 19 | Arike Ogunbowale | Guard | Notre Dame |
| Nov. 26 | Tiana Mangakahia | Guard | Syracuse |
| Dec. 3 | Asia Durr | Guard | Louisville |
| Dec. 10 | Asia Durr | Guard | Louisville |
| Dec. 17 | Simone Westbrook | Forward | Clemson |
| Dec. 23 | Arike Ogunbowale | Guard | Notre Dame |
| Dec. 31 | Janelle Bailey | Center | NC State |
| Jan. 7 | Beatrice Mompremier | Forward | Miami (FL) |
| | Tiana Mangakahia | Guard | Syracuse |

>> ACC ROOKIES OF THE WEEK

| | | | |
|---------|--------------------|---------|---------------|
| Nov. 12 | Valencia Myers | Forward | Florida State |
| Nov. 19 | Elizabeth Dixon | Forward | Georgia Tech |
| | Maeve Djaldi-Tabdi | Forward | Syracuse |
| Nov. 26 | Marnelle Garraud | Guard | BC |
| Dec. 3 | Maeve Djaldi-Tabdi | Forward | Syracuse |
| Dec. 10 | Elissa Cunane | Forward | NC State |
| Dec. 17 | Elizabeth Balogun | Guard | Georgia Tech |
| Dec. 23 | Elizabeth Balogun | Guard | Georgia Tech |
| Dec. 31 | Miela Goodchild | Guard | Duke |
| Jan. 7 | Elizabeth Balogun | Guard | Georgia Tech |

>> PITT ACC STATS

| TEAM STATS | ACC ONLY | ALL GAMES |
|-----------------------|----------|-------------|
| Scoring Offense | - | 59.9 (15th) |
| Scoring Defense | - | 61.7 (7th) |
| Scoring Margin | - | -1.8 (14th) |
| FG Percentage | - | .394 (14th) |
| FG Percentage Defense | - | .369 (7th) |
| FT Percentage | - | .650 (13th) |
| 3-FG Percentage | - | .351 (5th) |
| 3-FG Pct. Defense | - | .280 (4th) |
| Rebounding Offense | - | 38.5 (13th) |
| Rebounding Defense | - | 37.6 (13th) |
| Rebounding Margin | - | +0.9 (14th) |
| Blocks/Game | - | 4.1 (8th) |
| Assists/Game | - | 14.3 (8th) |
| Steals/Game | - | 7.8 (10th) |
| Turnover Margin | - | -3.2 (13th) |
| Assist/TO Ratio | - | 0.8 (10th) |
| Offensive Rebounds | - | 12.4 (12th) |
| Defensive Rebounds | - | 26.1 (11th) |
| 3-FG Made/Game | - | 5.7 (10th) |

>> INDIVIDUAL ACC STATS

| | | |
|------------------------|-----------------|-------------|
| Scoring | | |
| Overall | Cassidy Walsh | 10.5 |
| ACC | Jasmine Whitney | 9.0 |
| Rebounding | | |
| Overall | Cara Judkins | 6.5 (21st) |
| ACC | Kalista Walters | 9.0 |
| Assists | | |
| Overall | Jasmine Whitney | 3.7 (12th) |
| ACC | Jasmine Whitney | 4.0 |
| Steals | | |
| Overall | Kauai Bradley | 2.0 (10th) |
| ACC | Whitney/Walsh | 2.0 |
| FG Percentage | | |
| Overall | Kalista Walters | .632 (2nd) |
| ACC | Kalista Walters | 1.000 |
| FT Percentage | | |
| Overall | Jasmine Whitney | .831 (12th) |
| ACC | Danielle Garven | 1.000 |
| 3-FG Percentage | | |
| Overall | Kyla Nelson | .415 (10th) |
| ACC | Kauai Bradley | .667 |

>> SCOUTING THE OPPONENT

- » The NC State Wolfpack moved up to #8 in the national rankings this week after posting a pair of victories to open up ACC play. The Wolfpack are currently one of three teams in the NCAA with an undefeated record as they sit at 15-0, a program-best start to a season.
- » NC State is being led offensively by Kiara Leslie who is averaging 14.5 points, a team-high 7.9 rebounds, 3.0 assists and a team-high 1.3 steals across 30.9 minutes/game. Leslie also ranks second on the squad in three-pointers made (30) while shooting 44.7% from the floor.
- » Elissa Cunane is having a strong impact off the NC State bench as she is averaging 12.7 points and 5.2 rebounds. Junior Aislinn Konig is enjoying a strong start to the season as she is averaging 12.6 points, a team-high 4.1 assists and 2.3 rebounds while starting all 15 games.
- » As a team, the Wolfpack are averaging 76.4 points/game while they rank third in the ACC allowing an average of 57.7 points/game. NC State also leads the ACC in field goal percentage defense (33.4%) and rebounding margin (+12.5).
- » NC State is coached by Wes Moore who is entering his sixth season in charge of the Wolfpack. Moore currently owns a career head coaching record of 685-221 while posting a 127-52 record at NC State.

| TALE OF THE TAPE | | |
|-------------------|----------------------------------|-------------------|
| PITT | | #8 NC STATE |
| Walsh (10.5 PPG) | Scoring | Hunter (14.6 PPG) |
| Judkins (6.5 RPG) | Rebounding | Leslie (7.9 RPG) |
| Whitney (3.7 APG) | Assists | Konig (4.1 APG) |
| Bradley (1.9 SPG) | Steals | Leslie (1.3 SPG) |
| Judkins (1.3 BPG) | Blocks | Leslie (0.7 BPG) |
| 59.9 | Scoring Offense | 76.4 |
| 61.7 | Scoring Defense | 57.7 |
| -1.8 | Scoring Margin | +18.7 |
| 39.4 | Field Goal % | 47.2 |
| 36.9 | Field Goal % Defense | 33.4 |
| 35.1 | 3-Point FG % | 34.9 |
| 28.0 | 3-Point FG% Defense | 31.7 |
| 5.7 | 3-Pointers Made Per Game | 7.9 |
| 65.0 | Free Throw % | 69.7 |
| 10.4 | Free Throws Made Per Game | 11.7 |
| 38.5 | Rebounds Per Game | 45.4 |
| +0.9 | Rebound Margin | +12.5 |
| 14.3 | Assists Per Game | 17.5 |
| 18.9 | Turnovers Per Game | 14.5 |
| 7.8 | Steals Per Game | 5.7 |
| 4.1 | Blocks Per Game | 3.6 |

>> GETTING THE START

| | 1 | 2 | 3 | 4 | 5 |
|-------------------------|---------|--------|---------|--------|----------|
| N7 UCF | Bugg | Walsh# | Bradley | Garven | Walters |
| N9 NEW ORLEANS | Bugg | Walsh | Bradley | Garven | Judkins# |
| N13 YOUNGSTOWN STATE | Bugg | Walsh | Bradley | Garven | Henry |
| N16 CINCINNATI | Bugg | Walsh | Whitney | Nelson | Walters |
| N19 at Georgetown | Bugg | Walsh | Whitney | Garven | Judkins |
| N23 vs. Wisconsin | Whitney | Walsh | Nelson | Garven | Judkins |
| N24 vs. Arkansas | Whitney | Walsh | Nelson | Garven | Judkins |
| N25 vs. Tennessee State | Whitney | Walsh | Nelson | Garven | Judkins |
| N29 at Northwestern | Whitney | Walsh | Nelson | Garven | Judkins |
| D5 FORDHAM | Whitney | Walsh | Nelson | Garven | Judkins |
| D8 WEST VIRGINIA | Whitney | Walsh | Nelson | Garven | Judkins |
| D18 UNCW | Whitney | Walsh | Bradley | Garven | Judkins |
| D21 SAINT FRANCIS (PA.) | Whitney | Walsh | Bradley | Garven | Judkins |
| D29 at Duquesne | Whitney | Walsh | Bradley | Garven | Walters |
| J3 at #2 Notre Dame | Whitney | Walsh | Bradley | Garven | Judkins |
| J10 at #8 NC State | | | | | |
| J13 BOSTON COLLEGE | | | | | |
| J17 SYRACUSE | | | | | |
| J20 CLEMSON | | | | | |
| J24 VIRGINIA | | | | | |
| J27 at Louisville | | | | | |
| J31 VIRGINIA TECH | | | | | |
| F3 at Duke | | | | | |
| F7 at Georgia Tech | | | | | |
| F10 MIAMI | | | | | |
| F14 NORTH CAROLINA | | | | | |
| F17 at Florida State | | | | | |
| F21 at Syracuse | | | | | |
| F28 at Wake Forest | | | | | |
| M3 LOUISVILLE | | | | | |

^ - Started four guards | # - First Career Start

>> STARTING COMBINATIONS

| Starting Combinations (Positions) | Used | Overall | ACC |
|--|------|---------|-----|
| Bugg (G), Walsh (G), Garven (F), Bradley (F), Walters (C) | 1 | 0-1 | - |
| Bugg (G), Walsh (G), Garven (F), Bradley (F), Judkins (C) | 1 | 1-0 | - |
| Bugg (G), Walsh (G), Garven (F), Bradley (F), Henry (C) | 1 | 0-1 | - |
| Bugg (G), Walsh (G), Nelson (G), Whitney (G), Walters (C) | 1 | 1-0 | - |
| Bugg (G), Walsh (G), Whitney (G), Garven (F), Judkins (C) | 1 | 0-1 | - |
| Whitney (G), Walsh (G), Nelson (G), Garven (F), Judkins (C) | 6 | 4-2 | - |
| Whitney (G), Walsh (G), Bradley (F), Garven (F), Judkins (C) | 3 | 2-1 | - |
| Whitney (G), Walsh (G), Bradley (F), Garven (F), Walters (C) | 1 | 1-0 | - |

>> INSIDE THE SERIES

SERIES BREAKDOWN - NC STATE

Series: NC State leads, 5-2

at NC State: NC State leads, 2-1
at Pitt: NC State leads, 3-0
Neutral Site: Pitt leads, 1-0

First Meeting: Jan. 16, 1982, at NC State 72, Pitt 63
Last Meeting: Feb. 22, 2018, at Pitt 66, NC State 77

Last Pitt Win: Feb. 5, 2015, at NC State, 60-50
Last NC State Win: Feb. 22, 2018, at Pitt, 77-66

Streak: NC State, W3

ALL-TIME MEETINGS

| Date | Site | Result | Score |
|---------------|------|--------|-------------|
| Jan. 16, 1982 | A | L | 63-72 |
| Dec. 22, 2001 | N | W | 82-65 |
| Feb. 27, 2014 | H | L | 68-79 |
| Feb. 5, 2015 | A | W | 60-50 |
| Jan. 10, 2016 | H | L | 76-78 (30T) |
| Jan. 26, 2017 | A | L | 42-55 |
| Feb. 22, 2018 | H | L | 66-77 |

• Torneo Cancun de Basquetbol

>> ALL-TIME VS. CONFERENCES

| CONFERENCE (2018-19 OPPONENTS) | RECORD (%) |
|-------------------------------------|----------------|
| The American (UCF, Cincinnati): | 34-53 (.391) |
| Atlantic Coast: | 79-180 (.305) |
| Atlantic 10 (Fordham, Duquesne): | 42-26 (.618) |
| Big East (Georgetown): | 116-169 (.408) |
| Big Ten (Wisconsin, Northwestern): | 34-29 (.540) |
| Big 12 (West Virginia): | 20-34 (.370) |
| Colonial (UNCW): | 19-8 (.704) |
| Horizon League (Youngstown State): | 33-9 (.786) |
| Northeast (Saint Francis (Pa.)): | 52-3 (.945) |
| Ohio Valley (Tennessee State): | 5-4 (.556) |
| Southeastern Conference (Arkansas): | 4-16 (.200) |
| Southland (New Orleans): | 2-0 (1.000) |

>> ALL-TIME VS. OPPONENTS

| TEAM | RECORD | LAST TIME |
|---------------------|--------|-----------------------------|
| UCF | 0-1 | 11/7/18 - L, 61-58, H |
| New Orleans | 1-0 | 11/9/18 - W, 90-38, H |
| Youngstown State | 17-5 | 11/13/18 - L, 64-55, H |
| Cincinnati | 11-4 | 11/19/18 - W, 65-48, H |
| Georgetown | 27-24 | 11/23/13 - L, 72-70, H |
| Wisconsin | 1-3 | 11/23/18 - L, 57-42, N |
| Arkansas | 1-1 | 11/24/18 - W, 61-54, N |
| Tennessee State | 1-0 | 11/25/18 - W, 78-56, N |
| Northwestern | 3-1 | 11/29/18 - W, 52-49, A |
| Fordham | 3-1 | 12/5/18 - W, 65-62, H |
| West Virginia | 18-28 | 12/8/18 - L, 77-43, H |
| UNCW | 2-1 | 12/18/18 - W, 60-56, H |
| Saint Francis (Pa.) | 10-3 | 12/21/18 - W, 78-75 (OT), H |
| Duquesne | 21-16 | 12/29/18 - W, 66-58, A |

VS. THE ACC

| TEAM | RECORD | LAST TIME |
|----------------|--------|------------------------|
| Virginia | 5-3 | 12/28/17 - L, 62-50, A |
| Wake Forest | 2-6 | 2/28/18 - L, 72-38, N |
| North Carolina | 5-3 | 1/7/18 - L, 68-67, A |
| Virginia Tech | 5-8 | 1/11/18 - L, 89-66, A |
| Georgia Tech | 3-3 | 1/14/18 - W, 68-62, H |
| Louisville | 2-16 | 2/25/18 - L, 81-49, A |
| Syracuse | 19-41 | 2/19/18 - L, 62-53, H |
| Notre Dame | 3-27 | 1/3/19 - L, 100-44, A |
| Duke | 0-9 | 1/28/18 - L, 58-46, H |
| Clemson | 6-6 | 2/1/18 - W, 58-42, A |
| Florida State | 0-5 | 2/4/18 - L, 66-59, H |
| Boston College | 18-27 | 2/11/17 - L, 72-61, A |
| Miami | 9-21 | 2/15/18 - L, 82-58, A |
| NC State | 2-5 | 2/23/18 - L, 77-66, H |

>> THE PANTHERS WHEN...

| | |
|--|-----|
| Playing at home | 5-3 |
| Playing on the road | 2-2 |
| Playing at a neutral site | 2-1 |
| vs. Top 10 teams | 0-1 |
| vs. Top 25 teams | 0-1 |
| Games decided by 3 points or fewer | 3-1 |
| Games decided by 4-10 points | 3-1 |
| Games decided by 11-19 points | 1-1 |
| Games decided by 20 points or more | 2-3 |
| Leading at the half | 5-1 |
| Tied at the half | 1-0 |
| Trailing at the half | 3-5 |
| Leading with 5:00 remaining | 8-1 |
| Tied with 5:00 remaining | - |
| Trailing with 5:00 remaining | 1-5 |
| In overtime | 1-0 |
| Pitt scores fewer than 50 points | 0-4 |
| Pitt scores 50-59 points | 1-2 |
| Pitt scores 60-69 points | 5-0 |
| Pitt scores 70-79 points | 2-0 |
| Pitt scores 80 or more points | 1-0 |
| Opponent scores fewer than 50 points | 3-0 |
| Opponent scores 50-59 points | 4-1 |
| Opponent scores 60-69 points | 1-2 |
| Opponent scores 70-79 points | 1-2 |
| Opponent scores 80 or more points | 1-0 |
| Pitt shoots 45% or better | 5-0 |
| Pitt shoots less than 45% | 4-6 |
| Opponent shoots 45% or better | 0-2 |
| Opponent shoots less than 45% | 9-4 |
| Pitt shoots better than opponent | 8-0 |
| Opponent shoots better than (or ties) Pitt | 1-6 |
| Pitt out-rebounds opponent | 7-1 |
| Opponent out-rebounds (or ties) Pitt | 2-5 |
| Pitt commits fewer than 14 turnovers | 1-1 |
| Pitt commits 14 or more turnovers | 8-5 |
| Pitt makes at least five 3-pointers | 6-4 |
| Pitt makes four or fewer 3-pointers | 3-2 |
| Pitt records seven or more steals | 5-3 |
| Pitt records six or fewer steals | 2-2 |
| Wearing white uniforms | 6-4 |
| Wearing navy uniforms | 3-2 |
| Wearing gold uniforms | - |
| Wearing pink uniforms | - |
| Wearing retro uniforms | - |
| Pitt scores first | 5-2 |
| Opponent scores first | 4-4 |
| On Monday | 0-1 |
| On Tuesday | 1-1 |
| On Wednesday | 1-1 |
| On Thursday | 1-1 |
| On Friday | 3-1 |
| On Saturday | 2-1 |
| On Sunday | 1-0 |
| In November | 5-4 |
| In December | 4-1 |
| In January | 0-1 |
| In February | - |
| In March | - |

>> NOTES

TOUGH ROAD AHEAD IN ACC PLAY

- » The Panthers open up ACC play with three nationally ranked teams through their first four games of conference play including two top-10 programs, #1 Notre Dame and #8 NC State.
- » Overall the ACC currently has five nationally ranked squads including the #1 and #2 teams in the country (Notre Dame, Louisville).
- » The Panthers are in search of their first win over a nationally ranked opponent since Mar. 21, 2015 when they downed #17 Chattanooga.

EIGHTH MEETING WITH THE WOLFPACK

- » Thursday's matchup against NC State will be the eighth meeting of all-time between the two programs with the Wolfpack owning the 5-2 record against the Panthers.
- » The Wolfpack have won each of the last three meetings with the last Pitt victory coming on Feb. 5, 2015 in Raleigh, NC as the Panthers downed NC State, 60-50.

COMEBACK KIDS TIMES THREE

- » The Panthers struggled offensively in each of their final three non-conference games but were able to gut-out three wins in those contests after trailing by at least nine points in each.
- » Pitt overcame 9+ point deficits in three straight games for the first time since joining the ACC in 2013-14.
- » The 13-point comeback over UNCW earlier this season marked the Panthers biggest second half comeback since Dec. 31, 2011 when they trailed by 15 against Lafayette and came back to win.
- » Overall it is the largest comeback win since Jan. 30, 2014 when the Panthers trailed Boston College by 14 in the first half before earning the win.
- » Each of the Panthers last four wins have come after trailing by at least nine points in the second half.

WHITNEY EXCELLING AT THE POINT

- » Junior guard **Jasmine Whitney** has taken the starting point guard spot and ran with it while showing steady growth so far this season.
- » The junior has started 12 straight games at the point and has helped the Panthers to a 8-4 record in the games she started this season.
- » Last time out, Whitney was held in check by Notre Dame as she netted a team-high nine points, four assists and two steals while going 3-for-15 from the floor.
- » In the win over Duquesne, Whitney finished with a career-high 23 points as she became the fourth Panther this year to go over the 20-point plateau (Bugg, Walsh, Garven).
- » Over her last eight games, the junior is averaging a team-high 11.9 points, 4.1 assists, 3.0 rebounds and 1.5 steals while playing an average of 29.6 minutes/game and leading the Panthers to six wins.
- » Whitney has been lethal from the charity stripe this season as she is shooting a career-best 83.1% which ranks 12th in the ACC. Her 49 free throws made are the third most in the conference.

WALSH CONTINUES STEADY PLAY

- » Senior guard **Cassidy Walsh** is enjoying the best season of her career thanks to more playing time in the backcourt for the Panthers. The senior is leading the team with an average of 30.6 minutes played/game.
- » Walsh has been the Panthers most consistent performer this season as she is the lone Pitt player to start all 15 games and is averaging 10.5 points, 3.4 rebounds and 2.5 assists so far this season.
- » She has also made a team-high 29 three-pointers and is shooting 35.8% from deep on the year. The senior has connected on at least one three-pointer in eight straight games and two or more triples in five straight games for the Panthers.
- » Last time out, Walsh connected on a pair of three pointers while finishing with six points, three rebounds and two steals in the loss to #2 Notre Dame.
- » Walsh has a team-high nine double-digit scoring games this season including a career-high 21 point performance in the win over New Orleans earlier this season.

GARVEN SHOWING GROWTH DOWN LOW

- » Senior **Danielle Garven** has seen her role in the Pitt rotation grow over the last couple games and her impact has helped the Panthers win seven of their last nine.
- » Last time out, Garven played 26 minutes and finished with seven points, four rebounds and two assists while playing strong defensively.
- » Garven has started 11 straight games for Pitt and has scored in double figures in five of those games and in seven games overall this season.
- » Across her last 10 games, Garven is leading the Panthers in scoring as she is averaging 11.4 points, 4.5 rebounds and 2.3 assists while shooting 42.1% from the floor and 77.4% from the charity stripe.

BENCH PLAYING VALUABLE MINUTES

- » Senior center **Kalista Walters** made her presence felt off the bench on Thursday night as she grabbed a season-high nine rebounds including five offensive boards in the loss to Notre Dame. She also netted four points on 2-for-2 from the floor across 18 minutes.
- » **Kyla Nelson** had a strong game off the bench on Thursday night as she played 23 minutes and finished with six points, an assist, a steal and a rebound.
- » **Jaala Henry** was able to earn some valuable playing time late in the game and she produced for the Panthers. The sophomore finished the game playing a season-high 16 minutes and grabbed five boards and scored two points while playing tough defensively.
- » Freshman **Jahsyni Knight** finished off her first career ACC game playing 14 minutes while connecting on her lone field goal attempt. She has now notched 10+ minutes off the bench in 10 straight games for the Panthers.

PAINT SUCCESS = TEAM SUCCESS

- » Controlling the paint has proved to be a pivotal task for the Panthers this season and when they do so they usually win.
- » On the year, Pitt owns a 9-2 record when they score the same or more points inside the paint than their opponent. The Panthers are 0-4 this year when they lose the scoring in the paint category.
- » As a team, Pitt averages 26.0 points/game in the paint while limiting their opponents to just 24.0 points/game.
- » Last time out, the Panthers were outscored 40-18 inside the paint and it resulted in a loss to #2 Notre Dame.
- » The Panthers have posted two games this season of 40+ points in the paint, both victories, and fives games with 30+ paint points.

SHOOTING FOR THE STARS

- » One of the keys to success so far this season for the Panthers has been shooting the ball at a higher percentage than their opponents.
- » Pitt is 8-0 this season when shooting a higher percentage from the floor than their opponent and 1-6 when not doing so.
- » Last time out, Pitt was held to just 26.6% from the floor as they were downed by Notre Dame who shot 52.3% from the floor.
- » The Panthers have shot 45% or higher from the floor in five games this season, all victories. Earlier this season Pitt shot a season-best 58.7% in the win over Tennessee State.
- » Pitt has posted an unblemished 8-0 record this season when they score at least 60 points. In the eight games that Pitt has scored 60+ points, they are shooting 46.3% from the floor.

FINDING THE RIGHT COMBINATION

- » One of the challenges for a new coaching staff is finding a lineup combination that works and that will put forth maximum effort.
- » The Panthers have used eight different starting lineup combinations this season and the lone player to start all 15 games for Pitt is senior guard **Cassidy Walsh**.
- » After starting five different lineups through the first five games of the season, the Panthers went with a lineup of **Cassidy Walsh, Kyla Nelson, Danielle Garven, Jasmine Whitney** and **Cara Judkins** over the next six games and

>> NOTES

- they compiled a 4-2 record.
- » Over the last four games, **Kauai Bradley** was inserted into the starting lineup and the Panthers have won three of those four games.
- DEFENSE, DEFENSE, DEFENSE**
- » The goal for the Pitt defense this season has been holding their opponents to 60 points or less and they have done so eight times, winning seven of those games.
 - » Overall this season, the Panthers rank seventh in the ACC in scoring defense as they are limiting their opponents to 61.7 points/game.
 - » The stingy Pitt defense also ranks fourth in the ACC in three-point field goal defense (28.0%) and seventh in the ACC in field goal defense (36.9%).
 - » When Pitt holds their opponent to less than 40% shooting for the game, they own a 7-2 record this season.

BUGG OUT INDEFINITELY

- » As announced by head coach **Lance White**, the Panthers leading scorer **Aysia Bugg** will be out indefinitely due to blood clots.
- » Bugg was pacing the Pitt offense through the first five games of the season before being diagnosed with the blood clots. The redshirt senior was averaging a team-high 29.6 minutes, 14.0 points, 3.4 assists and 2.4 rebounds while starting all five games at point and netting 20+ points two times.

PANTHERS ADD TEXAS TECH TRANSFER

- » On Jan. 4, head coach Lance White announced the addition of Texas Tech transfer center Marcella Lamark dos Santos to the team for the 2019-20 campaign.
- » Lamark dos Santos will be eligible for the second semester of the 2019-20 campaign after not appearing in a game at Texas Tech during the first semester of this season.
- » The Brazil native was a highly recruited transfer from the junior college ranks as she played two seasons at the College of Central Florida where she started all 23 games as a sophomore and averaged 13.1 points, 9.1 rebounds and 2.0 blocks while connecting on 47.1% of her field goal attempts.

WHITE ANNOUNCES #FIRSTCLASS

- » First-year head coach Lance White announced his first signing class on Nov. 20 when he revealed the names of five student-athletes that will be joining the Panthers for the 2019-20 campaign.
- » Amber Brown comes to Pitt from Monroe, Louisiana where she was named First Team All-District after averaging 28.0 points, 6.0 assists, 3.0 steals and 2.0 blocks during her junior campaign. She is a strong perimeter player who will be a great defender and has a

- strong pull up jumper.
- » Cynthia Ezeja comes to the Panthers from Athens, Greece where she was a starter for the Greek National U18 team. She is a two-time national champion in U16 and a one-time national champion at the U18 level. Ezeja has limitless athleticism which will help her become dominant inside the paint and exploding to the basket.
- » Dayshanelle Harris comes to Pitt from Youngstown, Ohio where she was an AP First Team Division II All-State performer in 2018. She averaged 25.6 points and 6.0 assists while also tying a school record with 51 points in a game during the first round of playoffs as a freshman. Harris is an attacking guard who has great ability around the basket.
- » Emy Hayford comes to the Panthers from Maastricht, Netherlands where she played for her national team. She was named MVP of the Luxemburg International Invitational for National Teams in 2017. Hayford has incredible basketball IQ and outstanding athletic ability.
- » Rita Igbokwe comes to Pitt from Jonesboro, Georgia where she averaged 8.2 points and 8.0 rebounds last season. She is also ranked 34th amongst all forwards in the class of 2019. Igbokwe can run the floor and will add strong defensive presence inside the paint.

>> ON THIS DATE

| JANUARY 10 | | | |
|------------|-------------------|---|-------------|
| 1976 | C.C.A.C | W | 82-29 |
| 1978 | Old Dominion | L | 56-75 |
| 1979 | La Salle | W | 71-57 |
| 1981 | Detroit | W | 79-65 |
| 1984 | Georgetown | W | 81-64 |
| 1987 | at Boston College | L | 55-91 |
| 1990 | at Kent State | W | 77-66 |
| 1996 | St. John's | L | 54-57 |
| 1999 | Miami | W | 63-61 |
| 2001 | at Seton Hall | L | 60-62 |
| 2004 | Providence | W | 64-51 |
| 2009 | DePaul | L | 2-69 |
| 2010 | Rutgers | L | 46-52 |
| 2012 | Rutgers | L | 39-63 |
| 2016 | NC State | L | 76-78 (3OT) |

Notes:

- Pitt is 7-8 all-time when playing on Jan. 10, losing four straight on this date.
- The last game played on Jan. 10 was in 2016 against NC State as the Panthers fell by two, 78-76, in three overtimes.
- The Panther's played three games on the road on this day, with a record of 1-2. Pitt was victorious against Kent State 77-66 in 1990, but fell to Boston College in 1987 (55-91) and Seton Hall in 2001 (60-62).

>> HIGHS & LOWS

Most First Quarter Points

| | | |
|----------|----|------------------|
| Pitt | 20 | vs. New Orleans |
| Opponent | 32 | at #2 Notre Dame |

Fewest First Quarter Points

| | | |
|----------|---|---------------|
| Pitt | 5 | at Georgetown |
| Opponent | 5 | vs. UCF |

Most Second Quarter Points

| | | |
|----------|----|------------------|
| Pitt | 30 | vs. New Orleans |
| Opponent | 28 | at #2 Notre Dame |

Fewest Second Quarter Points

| | | |
|----------|---|------------------|
| Pitt | 4 | at #2 Notre Dame |
| Opponent | 6 | at Northwestern |

Most First Half Points

| | | |
|----------|----|------------------|
| Pitt | 50 | vs. New Orleans |
| Opponent | 60 | at #2 Notre Dame |

Fewest First Half Points

| | | |
|----------|----|--------------------------|
| Pitt | 14 | at #2 Notre Dame |
| Opponent | 18 | 3x, last at Northwestern |

Most Third Quarter Points

| | | |
|----------|----|------------------------|
| Pitt | 27 | vs. Saint Francis (PA) |
| Opponent | 25 | at #2 Notre Dame |

Fewest Third Quarter Points

| | | |
|----------|---|-------------------|
| Pitt | 8 | vs. West Virginia |
| Opponent | 7 | vs. Cincinnati |

Most Fourth Quarter Points

| | | |
|----------|----|-------------------|
| Pitt | 22 | at Northwestern |
| Opponent | 24 | vs. West Virginia |

Fewest Fourth Quarter Points

| | | |
|----------|----|-----------------|
| Pitt | 11 | vs. UCF |
| Opponent | 9 | vs. New Orleans |

Most Second Half Points

| | | |
|----------|----|------------------------|
| Pitt | 46 | vs. Saint Francis (PA) |
| Opponent | 40 | at #2 Notre Dame |

Fewest Second Half Points

| | | |
|----------|----|----------------|
| Pitt | 21 | vs. Wisconsin |
| Opponent | 18 | vs. Cincinnati |

>> GAME FLOW

| Opponent | Ties | Lead Changes | Largest Lead | Largest Deficit |
|---------------------|------|--------------|--------------|-----------------|
| UCF | 5 | 8 | 11 | 5 |
| NEW ORLEANS | 1 | 2 | 54 | 4 |
| YOUNGSTOWN STATE | 3 | 10 | 6 | 9 |
| CINCINNATI | 5 | 5 | 17 | 4 |
| at Georgetown | 1 | 1 | 3 | 30 |
| vs. Wisconsin | 4 | 4 | 7 | 15 |
| vs. Arkansas | 2 | 1 | 15 | 2 |
| vs. Tennessee State | 0 | 1 | 25 | 3 |
| at Northwestern | 1 | 7 | 8 | 4 |
| FORDHAM | 4 | 10 | 7 | 9 |
| WEST VIRGINIA | 0 | 0 | 0 | 36 |
| UNCW | 6 | 7 | 6 | 13 |
| SAINT FRANCIS (PA.) | 6 | 8 | 8 | 12 |
| at Duquesne | 6 | 6 | 9 | 9 |
| at #2 Notre Dame | 1 | 0 | 0 | 62 |
| at NC State | | | | |
| BOSTON COLLEGE | | | | |
| SYRACUSE | | | | |
| CLEMSON | | | | |
| VIRGINIA | | | | |
| at Louisville | | | | |
| VIRGINIA TECH | | | | |
| at Duke | | | | |
| at Georgia Tech | | | | |
| MIAMI | | | | |
| NORTH CAROLINA | | | | |
| at Florida State | | | | |
| at Syracuse | | | | |
| at Wake Forest | | | | |
| LOUISVILLE | | | | |

>> SPECIALTY STATS

| Opponent | In Paint | Off TO | 2nd Chance | Fast Break | Bench |
|---------------------|----------|--------|------------|------------|-------|
| UCF | 14 | 7 | 6 | 4 | 16 |
| NEW ORLEANS | 30 | 46 | 13 | 22 | 47 |
| YOUNGSTOWN STATE | 28 | 13 | 8 | 12 | 23 |
| CINCINNATI | 32 | 12 | 13 | 16 | 22 |
| at Georgetown | 14 | 6 | 11 | 2 | 11 |
| vs. Wisconsin | 14 | 13 | 7 | 0 | 5 |
| vs. Arkansas | 42 | 4 | 10 | 2 | 24 |
| vs. Tennessee State | 34 | 16 | 11 | 13 | 14 |
| at Northwestern | 20 | 14 | 8 | 12 | 12 |
| FORDHAM | 28 | 12 | 9 | 2 | 17 |
| WEST VIRGINIA | 22 | 10 | 10 | 5 | 10 |
| UNCW | 28 | 10 | 12 | 4 | 14 |
| SAINT FRANCIS (PA.) | 44 | 29 | 13 | 18 | 15 |
| at Duquesne | 22 | 12 | 11 | 10 | 17 |
| at #2 Notre Dame | 18 | 13 | 8 | 7 | 14 |
| at NC State | | | | | |
| BOSTON COLLEGE | | | | | |
| SYRACUSE | | | | | |
| CLEMSON | | | | | |
| VIRGINIA | | | | | |
| at Louisville | | | | | |
| VIRGINIA TECH | | | | | |
| at Duke | | | | | |
| at Georgia Tech | | | | | |
| MIAMI | | | | | |
| NORTH CAROLINA | | | | | |
| at Florida State | | | | | |
| at Syracuse | | | | | |
| at Wake Forest | | | | | |
| LOUISVILLE | | | | | |

>> PANTHERS' LARGEST...

| | |
|--------------------------|----|
| Lead: | 54 |
| Deficit: | 62 |
| Margin of Victory: | 52 |
| Margin of Defeat: | 56 |
| Halftime Lead: | 32 |
| Halftime Deficit: | 46 |
| Deficit in Win: | 13 |
| Halftime Deficit in Win: | 12 |
| Lead in Loss: | 11 |
| Halftime Lead in Loss: | 2 |

>> CHARTING THE PANTHERS

>> PRODUCTION TRACKER

| DOUBLE-DOUBLES | 14-15 | 15-16 | 16-17 | 17-18 | 18-19 | STRK | TOTAL |
|-----------------|-------|-------|-------|-------|-------|------|-------|
| Kalista Walters | - | - | 1 | 5 | - | - | 6 |
| Kauai Bradley | - | - | 2 | - | - | - | 2 |
| Aysia Bugg | - | 1 | - | - | - | - | 1 |
| Jasmine Whitney | - | - | 1 | - | - | - | 1 |
| Danielle Garven | - | - | - | 1 | - | - | 1 |
| Cara Judkins | - | - | - | - | 1 | - | 1 |

| 10+ POINTS | 14-15 | 15-16 | 16-17 | 17-18 | 18-19 | STRK | TOTAL |
|-----------------|-------|-------|-------|-------|-------|------|-------|
| Kalista Walters | - | 13 | 9 | 11 | 2 | - | 35 |
| Aysia Bugg | 6 | 10 | 9 | - | 3 | - | 28 |
| Jasmine Whitney | - | - | 8 | 10 | 6 | - | 24 |
| Alayna Gribble | - | - | 6 | 7 | 1 | - | 14 |
| Kauai Bradley | - | 1 | 7 | 4 | 1 | - | 13 |
| Cassidy Walsh | - | 1 | 1 | 2 | 9 | - | 13 |
| Danielle Garven | - | - | - | 5 | 7 | - | 12 |
| Kyla Nelson | - | - | - | 2 | 3 | - | 5 |
| Pika Rodriguez | - | - | - | 4 | - | - | 4 |
| Cara Judkins | - | - | - | - | 4 | - | 4 |

| 20+ POINTS | 14-15 | 15-16 | 16-17 | 17-18 | 18-19 | STRK | TOTAL |
|-----------------|-------|-------|-------|-------|-------|------|-------|
| Kalista Walters | - | 2 | - | 3 | - | - | 5 |
| Aysia Bugg | - | 1 | - | - | 2 | - | 3 |
| Alayna Gribble | - | - | 1 | 1 | - | - | 2 |
| Jasmine Whitney | - | - | - | 1 | 1 | - | 2 |
| Cassidy Walsh | - | - | - | - | 1 | - | 1 |
| Danielle Garven | - | - | - | - | 1 | - | 1 |

| 10+ REBOUNDS | 14-15 | 15-16 | 16-17 | 17-18 | 18-19 | STRK | TOTAL |
|-----------------|-------|-------|-------|-------|-------|------|-------|
| Kalista Walters | - | - | 1 | 8 | - | - | 9 |
| Kauai Bradley | - | - | 2 | - | 2 | - | 4 |
| Danielle Garven | - | - | - | 2 | - | - | 2 |
| Cara Judkins | - | - | - | - | 2 | - | 2 |

| 10+ ASSISTS | 14-15 | 15-16 | 16-17 | 17-18 | 18-19 | STRK | TOTAL |
|-----------------|-------|-------|-------|-------|-------|------|-------|
| Aysia Bugg | - | 2 | - | - | - | - | 2 |
| Jasmine Whitney | - | - | 2 | - | - | - | 2 |

| 30+ MINUTES | 14-15 | 15-16 | 16-17 | 17-18 | 18-19 | STRK | TOTAL |
|-----------------|-------|-------|-------|-------|-------|------|-------|
| Aysia Bugg | 6 | 17 | 17 | - | 3 | - | 43 |
| Jasmine Whitney | - | - | 9 | 20 | 5 | - | 34 |
| Kalista Walters | - | 8 | 7 | 16 | - | - | 32 |
| Kauai Bradley | - | - | 9 | 10 | 5 | - | 24 |
| Cassidy Walsh | - | 1 | - | - | 10 | 4 | 11 |
| Danielle Garven | - | - | - | 5 | 5 | - | 10 |
| Alayna Gribble | - | - | 3 | 5 | - | - | 9 |
| Kyla Nelson | - | - | - | 2 | - | - | 2 |

| 40+ MINUTES | 14-15 | 15-16 | 16-17 | 17-18 | 18-19 | STRK | TOTAL |
|-----------------|-------|-------|-------|-------|-------|------|-------|
| Kalista Walters | - | - | - | 2 | - | - | 2 |
| Jasmine Whitney | - | - | - | 2 | - | - | 2 |
| Aysia Bugg | - | 1 | - | - | - | - | 1 |
| Cassidy Walsh | - | - | - | - | 1 | - | 1 |

| LED IN POINTS | 14-15 | 15-16 | 16-17 | 17-18 | 18-19 | STRK | TOTAL |
|-----------------|-------|-------|-------|-------|-------|------|-------|
| Aysia Bugg | 1 | 5 | 2 | - | 3 | - | 12 |
| Kalista Walters | - | 6 | 2 | 2 | 1 | - | 11 |
| Alayna Gribble | - | - | 4 | 3 | - | - | 7 |
| Jasmine Whitney | - | - | 1 | 1 | 4 | 3 | 6 |
| Kauai Bradley | - | - | 3 | 2 | - | - | 5 |
| Danielle Garven | - | - | - | 2 | 3 | - | 5 |
| Cassidy Walsh | - | - | - | - | 3 | - | 3 |
| Pika Rodriguez | - | - | - | 2 | - | - | 2 |
| Cara Judkins | - | - | - | - | 2 | - | 2 |

| LED IN REBOUNDS | 14-15 | 15-16 | 16-17 | 17-18 | 18-19 | STRK | TOTAL |
|-----------------|-------|-------|-------|-------|-------|------|-------|
| Kalista Walters | - | 2 | 4 | 13 | 4 | 1 | 23 |
| Kauai Bradley | - | - | 6 | 2 | 2 | - | 10 |
| Jasmine Whitney | - | - | 5 | 2 | 1 | - | 8 |
| Cara Judkins | - | - | - | - | 6 | - | 6 |
| Danielle Garven | - | - | - | 2 | 2 | - | 4 |
| Kyla Nelson | - | - | - | 1 | 1 | - | 2 |
| Alayna Gribble | - | - | 1 | - | - | - | 1 |
| Cassidy Walsh | - | - | - | - | 1 | - | 1 |

| LED IN ASSISTS | 14-15 | 15-16 | 16-17 | 17-18 | 18-19 | STRK | TOTAL |
|-----------------|-------|-------|-------|-------|-------|------|-------|
| Jasmine Whitney | - | - | 14 | 18 | 9 | 2 | 41 |
| Aysia Bugg | 8 | 17 | 14 | - | 1 | - | 40 |
| Kauai Bradley | - | - | 6 | 8 | 2 | - | 16 |
| Cassidy Walsh | - | 4 | 1 | 1 | 5 | - | 11 |
| Kyla Nelson | - | - | - | 2 | - | - | 2 |
| Danielle Garven | - | - | - | 1 | 1 | - | 2 |

>> CAREER MILESTONE WATCH

KALISTA WALTERS

| Milestone | Currently | To Go | Date Achieved/Opponent |
|------------------|-----------|-------|--------------------------|
| 1,000 points | 809 | 191 | -- |
| 500 rebounds | 471 | 29 | -- |
| 150 steals | 118 | 32 | -- |
| 150 blocks | 123 | 27 | -- |
| 100 assists | 94 | 6 | -- |
| 100 games played | 106 | -- | 11/29/18 at Northwestern |

JASMINE WHITNEY

| Milestone | Currently | To Go | Date Achieved/Opponent |
|------------------|-----------|-------|------------------------|
| 600 points | 549 | 51 | -- |
| 300 assists | 289 | 11 | -- |
| 250 rebounds | 245 | 5 | -- |
| 150 steals | 121 | 29 | -- |
| 100 games played | 75 | 25 | -- |

KAUAI BRADLEY

| Milestone | Currently | To Go | Date Achieved/Opponent |
|------------------|-----------|-------|---------------------------------|
| 500 points | 448 | 52 | -- |
| 350 rebounds | 355 | - | 12/21/18 vs. Saint Francis (PA) |
| 200 assists | 186 | 14 | -- |
| 150 steals | 147 | 3 | -- |
| 100 games played | 102 | - | 12/21/18 vs. Saint Francis (PA) |

CASSIDY WALSH

| Milestone | Currently | To Go | Date Achieved/Opponent |
|------------------|-----------|-------|------------------------|
| 300 points | 334 | - | 12/18/18 vs. UNCW |
| 150 rebounds | 132 | 18 | -- |
| 150 assists | 116 | 34 | -- |
| 100 games played | 92 | 8 | -- |

ALAYNA GRIBBLE

| Milestone | Currently | To Go | Date Achieved/Opponent |
|----------------|-----------|-------|------------------------|
| 100 3-pointers | 96 | 4 | -- |

>> CAREER STARTS AT PITT

| PLAYER | YEAR | 14-15 | 15-16 | 16-17 | 17-18 | 18-19 | TOTAL | STREAK | GAMES |
|--------------------|-------|-------|-------|-------|-------|-------|-------|--------|-------|
| 32 Kalista Walters | Sr. | - | 19 | 8 | 30 | 3 | 60 | - | 106 |
| 14 Kauai Bradley | Sr. | - | - | 27 | 20 | 7 | 54 | 4 | 102 |
| 2 Aysia Bugg | R-Sr. | 29 | 31 | 27 | - | 5 | 92 | - | 97 |
| 4 Cassidy Walsh | Sr. | - | - | - | - | 15 | 15 | 15 | 92 |
| 3 Jasmine Whitney | Jr. | - | - | 17 | 30 | 12 | 59 | 12 | 75 |
| 23 Alayna Gribble | Jr. | - | - | 1 | 14 | - | 15 | - | 50 |
| 13 Kyla Nelson | So | - | - | - | 9 | 7 | 16 | - | 42 |
| 1 Danielle Garven | Sr. | - | - | - | 17 | 14 | 31 | 11 | 38 |
| 22 Jaala Henry | So. | - | - | - | - | 1 | 1 | - | 36 |
| 11 Cara Judkins | So. | - | - | - | - | 11 | 11 | 1 | 29 |
| 00 Jahsyni Knight | Fr. | - | - | - | - | - | - | - | 12 |
| 10 Ismini Prapa | Fr. | - | - | - | - | - | - | - | 10 |

>> POINT DIFFERENTIAL

| MARGIN | 1 | 2 | 3 | 4 | 5 | 6 | 7 | 8 | 9 | 10 | 11 | 12 | 13 | 14 | 15 | 16-20 | 20-29 | 30-39 | 40-49 | 50+ |
|--------|---|---|---|---|---|---|---|---|---|----|----|----|----|----|----|-------|-------|-------|-------|-----|
| WINS | - | - | 3 | 1 | - | - | 1 | 1 | - | - | - | - | - | - | - | 1 | 1 | - | - | 1 |
| LOSSES | - | - | 1 | - | - | - | - | - | 1 | - | - | - | - | - | 1 | - | 1 | 1 | - | 1 |

>> THE LAST TIME IT HAPPENED...

| TEAM | |
|--|--|
| Played a ranked team: | 1/3/19 at No. 2 Notre Dame (L, 100-44) |
| Beat a ranked team: | 3/21/15 vs. No. 17 Chattanooga (51-40) |
| Played a top-10 team: | 1/3/19 at No. 2 Notre Dame (L, 100-44) |
| Beat a top-10 team: | 1/8/15 vs. No. 8/6 North Carolina (84-59) |
| Played a top-5 team: | 1/3/19 at No. 2 Notre Dame (L, 100-44) |
| Beat a top-5 team: | Never |
| Won an overtime game: | 12/21/18 vs. Saint Francis (PA) (78-75 OT) |
| Lost an overtime game: | 1/10/16 vs. NC State (78-76 3OT) |
| Played two or more overtimes: | 1/10/16 vs. NC State (78-76 3OT) |
| Played three overtimes: | 1/10/16 vs. NC State (78-76 3OT) |
| Played four overtimes: | Never |
| Won an ACC road game: | 2/1/18 at Clemson (58-42) |
| Won an ACC Tournament game: | 3/2/16 vs. North Carolina (82-72 OT) |
| Won a non-conference road game: | 12/29/18 at Duquesne (66-58) |
| Won a non-conference neutral site game: | 11/25/18 vs. Tennessee State (78-56) |
| Lost an ACC home game: | 2/22/18 vs. No. 21/22 NC State (77-66) |
| Lost a non-conference home game: | 12/8/18 vs. West Virginia (77-43) |
| Scored 100+ points: | 12/29/02 vs. Norfolk State (W, 104-78) |
| Scored 100+ points in regulation: | 12/29/02 vs. Norfolk State (W, 104-78) |
| Allowed 100+ points: | 1/3/19 at No. 2 Notre Dame (L, 100-44) |
| Scored 90+ points: | 11/9/18 vs. New Orleans (W, 90-38) |
| Allowed 90+ points: | 1/3/19 at No. 2 Notre Dame (L, 100-44) |
| Scored 80+ points: | 11/9/18 vs. New Orleans (W, 90-38) |
| Scored 50 points or fewer: | 1/3/19 at No. 2 Notre Dame (L, 100-44) |
| Allowed 50 points or fewer: | 11/29/18 at Northwestern (W, 52-49) |
| Scored 40 points or fewer: | 11/19/18 at Georgetown (L, 70-41) |
| Allowed 40 points or fewer: | 11/9/18 vs. New Orleans (W, 90-38) |
| Made 10+ 3-pointers: | 11/9/18 vs. New Orleans (12) |
| Allowed 10+ 3-pointers: | 12/21/18 vs Saint Francis (PA) (12) |
| Made 20+ free throws: | 11/19/17 vs. Towson (24) |
| Shot 60 percent from the field: | 12/29/12 at Buffalo (.603) |
| Opponent shot 60 percent from the field: | 3/3/16 vs. Miami (.600) |
| Shot 50 percent from the field: | 11/25/18 vs. Tennessee State (.587) |
| Opponent shot 50 percent from field: | 1/3/19 at No. 2 Notre Dame (.523) |
| Shot less than 30 percent: | 1/3/19 at No. 2 Notre Dame (.266) |
| Shot less than 20 percent: | 2/28/16 at Louisville (.192) |
| Shot 60 percent from 3-point range: | 12/29/18 at Duquesne (.600) |
| Shot 50 percent from 3-point range: | 12/29/18 at Duquesne (.600) |
| Opponent shot 50 percent from 3-point range: | 11/16/17 vs. Duquesne (.571) |
| Shot 100 percent from the free throw line: | 11/21/17 at Cincinnati (7-7) |
| Shot 90 percent from the free throw line: | 11/21/17 at Cincinnati (1.000) |
| Had 50+ rebounds: | 3/2/16 vs. North Carolina (52) |
| Allowed 50+ rebounds: | 11/19/18 at Georgetown (52) |
| Had 25+ assists: | 11/9/18 vs. New Orleans (28) |
| Had 30+ assists: | 11/23/16 vs. Slippery Rock (32) |
| Had five or fewer turnovers: | 11/21/16 vs. Loyola Maryland (5) |
| Had 25+ turnovers: | 12/21/18 vs. Saint Francis (PA) (25) |
| Forced 25+ turnovers: | 12/21/18 vs. Saint Francis (PA) (27) |
| Had 10+ blocks: | 12/9/17 vs. UNCW (12) |
| Had 15+ steals: | 12/21/18 vs. Saint Francis (PA) (15) |
| Allowed 15+ steals: | 1/14/16 at Syracuse (20) |

| INDIVIDUAL | |
|-------------------------------------|---|
| 40+ points: | 12/21/08, Shavonte Zellous vs. Florida (42) |
| 30+ points: | 2/16/17, Brenna Wise vs. Virginia Tech (31) |
| 20+ points: | 12/29/18, Jasmine Whitney at Duquesne (23) |
| Two Panthers 20+ points: | 11/16/17 vs. Duquesne |
| | Yacine Diop (22), Kalista Walters (21) |
| Five+ Panthers 10+ points: | 11/25/17 vs. Arkansas State (6) |
| | Yacine Diop (16), Kauai Bradley (13), Cassidy Walsh (12), Alayna Gribble (11), Pika Rodriguez (11), Kalista Walters (10) |
| Double-Double: | 12/29/18, Cara Judkins |
| | 10 points, 11 rebounds |
| Double-Double (pts/assists): | 11/12/16, Jasmine Whitney vs. Mount St. Mary's |
| | 17 points, 11 assists |
| Two Panthers with double-doubles: | 12/9/17 vs. UNCW |
| | Yacine Diop (22 pts, 10 rebs), Kalista Walters (12 pts, 11 rebs), |
| Three Panthers with double-doubles: | 3/2/16 vs. North Carolina |
| | Brenna Wise (25P, 10R), Stasha Carey (15P, 10R), Yacine Diop (14P, 12R) |
| Triple-Double: | 2/9/02, Laine Selwyn vs. St. John's |
| | 12 points, 11 rebounds, 10 assists |
| Opponent double-double: | 11/29/18 at Northwestern |
| | Pallas Kunaiyi-Akpanah (16 pts, 10 rebs) |
| Opponent triple-double: | 2/8/11, Khadijah Rushdan, Rutgers |
| | 13 points, 10 rebounds, 10 assists |
| Opponent 40+ points: | 12/9/95, Nadine Malcom, Providence (40) |
| Opponent 30+ points: | 2/22/18, Chelsea Nelson, No. 21/22 NC State (30) |
| Opponent 20+ points: | 1/3/19, Marina Mabrey, No. 2 Notre Dame (20) |
| 15+ rebounds: | 1/28/18, Yacine Diop vs. No. 18/18 Duke (15) |
| Opponent 15+ rebounds: | 2/25/18, Myisha Hines-Allen, No. 4/5 Louisville (16) |
| 10+ assists: | 12/4/16, Jasmine Whitney vs. Charlotte (10) |
| Opponent 10+ assists: | 12/7/14, April Robinson, Duquesne (11) |
| Seven or more blocks: | 1/18/15, Monica Wignot at Georgia Tech (9) |
| Six or more blocks: | 12/9/17, Yacine Diop vs. UNCW (6) |
| Opponent six or more blocks: | 12/29/18, Kadri-Ann Lass, Duquesne (6) |
| Five or more steals: | 12/21/18, Kauai Bradley vs. Saint Francis (PA) (5) |
| Opponent five or more steals: | 11/29/18, Pallas Kunaiyi-Akpanah, at Northwestern (5) |

>> PLAYER SEASON & CAREER HIGHS

| 2018-19 | CAREER |
|--|---------------|
| 0 - Jahsyni Knight | |
| Pts 6 vs. Arkansas (11/24/18) | same |
| Rebs 4, 2x, last vs. West Virginia (12/8/18) | 2x, last same |
| Asts 3, 2x, last vs. Saint Francis (PA) (12/21/18) | 2x, last same |
| Blks - | - |
| Stls 4 at Northwestern (11/29/18) | same |
| Mins 20 vs. West Virginia (12/8/18) | same |

| 2018-19 | CAREER |
|--|---------------------------------|
| 1 - Danielle Garven | |
| Pts 20 vs. Saint Francis (PA) (12/21/18) | Same |
| Rebs 9 vs. Saint Francis (PA) (12/21/18) | 10, 2x; last vs. PSU (12/17/17) |
| Asts 4 vs. Arkansas (11/24/18) | 6 vs. Chicago State (12/31/17) |
| Blks 2 vs. Saint Francis (PA) (12/21/18) | 4 vs. Towson (11/19/17) |
| Stls 2 vs. New Orleans (11/9/18) | 2, 6x; last same |
| Mins 34 vs. Wisconsin (11/23/18) | 39 vs. PSU (12/17/17) |

| 2018-19 | CAREER |
|----------------------------------|---|
| 2 - Aysia Bugg | |
| Pts 23 vs. Cincinnati (11/16/18) | Same |
| Rebs 4 vs. UCF (11/7/18) | 7, 2x; last vs. VT (2/16/17) |
| Asts 8 vs. New Orleans (11/9/18) | 10, 2x; last vs. North Carolina (2/18/16) |
| Blks - | 2, 3x; last at #6/6 Notre Dame (1/12/17) |
| Stls 1 vs. Cincinnati (11/16/18) | 5 at Saint Francis (Pa.) (11/16/15) |
| Mins 37 vs. YSU (11/13/18) | 39 vs. NC State (1/10/16) |

| 2018-19 | CAREER |
|--|--|
| 3 - Jasmine Whitney | |
| Pts 23 at Duquesne (12/29/18) | Same |
| Rebs 7, 2x, vs. UNCW (12/18/18) | 9 vs. Cornell (11/26/16) |
| Asts 7 vs. Tennessee State (11/25/18) | 11 vs. Mount St. Mary's (11/12/16) |
| Blks 1, 2x; last vs. Arkansas (11/24/18) | 2, 4x; last vs. Georgia Tech (1/14/18) |
| Stls 5 vs. New Orleans (11/9/18) | 5, 3x; last same |
| Mins 36 vs. Arkansas (11/24/18) | 40, 2x; last vs. #2/2 Louisville (1/18/18) |

| 2018-19 | CAREER |
|---|--|
| 4 - Cassidy Walsh | |
| Pts 21 vs. New Orleans (11/9/18) | 21 vs. New Orleans (11/9/18) |
| Rebs 8 vs. UNCW (12/18/18) | 8 vs. UNCW (12/18/18) |
| Asts 5 vs. New Orleans (11/9/18) | 5, 2x; last same |
| Blks 1, 2x, last at Northwestern (11/29/18) | 1, 4x; last at Northwestern (11/29/18) |
| Stls 2, 2x, last at #2 Notre Dame (1/3/19) | 3 at Princeton (12/12/15) |
| Mins 40 vs. Saint Francis (PA) (12/21/18) | Same |

| 2018-19 | CAREER |
|---------------------------------------|--------|
| 10 - Ismini Prapa | |
| Pts 2, 2x; last vs. Fordham (12/5/18) | same |
| Rebs 2 vs. New Orleans (11/9/18) | same |
| Asts 2 vs. New Orleans (11/9/18) | same |
| Blks 1 vs. New Orleans (11/9/18) | same |
| Stls - | - |
| Mins 11 vs. New Orleans (11/9/18) | same |

| 2018-19 | CAREER |
|---|----------------------------------|
| 11 - Cara Judkins | |
| Pts 16 vs. UNCW (12/18/18) | 16 vs. UNCW (12/18/18) |
| Rebs 13 vs. Cincinnati (11/16/18) | same |
| Asts 1, 7x; last at Duquesne (12/29/18) | 2 vs. #2/2 Louisville (1/18/18) |
| Blks 3, 2x; last vs. UNCW (12/18/18) | 3, 3x, last vs. UNCW (12/18/18) |
| Stls 2 at Georgetown (11/19/18) | same |
| Mins 26, 3x, last vs. UNCW (12/18/18) | 28 vs. #2/2 Louisville (1/18/18) |

| 2018-19 | CAREER |
|-------------------------|--------|
| 12 - Tehya Lyons | |
| Pts - | - |
| Rebs - | - |
| Asts - | - |
| Blks - | - |
| Stls - | - |
| Mins - | - |

| 2018-19 | CAREER |
|---|---------------------------------|
| 13 - Kyla Nelson | |
| Pts 12 vs. New Orleans (11/9/18) | 14 at #10/11 WVU (12/7/17) |
| Rebs 6, 2x; last at Duquesne (12/29/18) | 6, 2x; last same |
| Asts 3 vs. Tennessee State (11/25/18) | 6 vs. Arkansas State (11/25/17) |
| Blks 1, 2x; last at Georgetown (11/9/18) | 1, 4x; last same |
| Stls 2, 2x; last at Northwestern (11/29/18) | 3, 2x; last at Clemson (2/1/18) |
| Mins 29 vs. Arkansas (11/24/18) | 36 vs. Georgia Tech (1/14/18) |

| 2018-19 | CAREER |
|--|--|
| 14 - Kauai Bradley | |
| Pts 13 vs. Fordham (12/5/18) | 17 vs. North Carolina (1/15/17) |
| Rebs 13 at Northwestern (11/29/18) | Same |
| Asts 5 vs. Saint Francis (PA) (12/21/18) | 7, 2x; last vs. Chicago St. (12/31/17) |
| Blks 3, 2x, last vs. Saint Francis (PA) (12/21/18) | 4 vs. YSU (11/14/16) |
| Stls 5 vs. Saint Francis (PA) (12/21/18) | 6 at #10/11 WVU (12/7/17) |
| Mins 36 vs. Saint Francis (PA) (12/21/18) | 39 vs. Syracuse (2/19/18) |

| 2018-19 | CAREER |
|----------------------------|-------------------------------------|
| 20 - Pika Rodriguez | |
| Pts - | 17 at Virginia (12/28/17) |
| Rebs - | 2, 2x; last vs. Bucknell (12/20/17) |
| Asts - | 2 vs. Arkansas State (11/25/17) |
| Blks - | - |
| Stls - | 1, 5x; last at Miami (2/15/18) |
| Mins - | 27 at Syracuse (1/21/18) |

| 2018-19 | CAREER |
|---|--|
| 22 - Jaala Henry | |
| Pts 5, 2x, last vs. Saint Francis (PA) (12/21/18) | 2x, last same |
| Rebs 6 vs. New Orleans (11/9/18) | same |
| Asts 1 vs. New Orleans (11/9/18) | 1, 4x; last same |
| Blks 2 vs. New Orleans (11/9/18) | 2, 5x; last same |
| Stls 1, 3x, last at #2 Notre Dame (1/3/19) | 2, 2x; last vs. Wake Forest (2/28/18) |
| Mins 16 at #2 Notre Dame (1/3/19) | 22, 2x; last vs. Wake Forest (2/28/18) |

| 2018-19 | CAREER |
|-------------------------------------|--------------------------------------|
| 23 - Alayna Gribble | |
| Pts 17 vs. New Orleans (11/9/18) | 29 vs. Georgia Tech (1/14/18) |
| Rebs 6 vs. Cincinnati (11/16/18) | 6, 2x; last same |
| Asts 2 vs. New Orleans (11/9/18) | 4 vs. Syracuse (2/19/18) |
| Blks 1 vs. New Orleans (11/9/18) | 2, 2x; last vs. Duquesne (11/16/17) |
| Stls 1, 2x; last vs. YSU (11/13/18) | 2 vs. #2/2 Louisville (1/18/18) |
| Mins 16 vs. New Orleans (11/9/18) | 35, 2x; last at Wake Forest (2/5/17) |

| 2018-19 | CAREER |
|--|---------------------------------------|
| 32 - Kalista Walters | |
| Pts 13 vs. Arkansas (11/24/18) | 26 vs. Saint Francis (Pa.) (11/16/15) |
| Rebs 9, 2x; last at #2 Notre Dame (1/3/19) | 16 vs. YSU (11/10/17) |
| Asts 5 vs. Tennessee State (11/25/18) | same |
| Blks 3 vs. Fordham (12/5/18) | 5, 2x; last at Syracuse (1/21/18) |
| Stls 4 vs. New Orleans (11/9/18) | 5 vs. #10/11 Florida State (2/4/18) |
| Mins 27 vs. YSU (11/13/18) | 40, 2x; last at Virginia (12/28/17) |



LANCE WHITE <<

HEAD COACH | FIRST SEASON
TEXAS TECH, '96, '98

HOMETOWN: Spur, Texas

EDUCATION: Texas Tech '96 - B.S. in exercise and sport science; Texas Tech '98 - M.S. in sports administration

FAMILY: Wife - Melanie, two children - Quentin and Vivian

MAJOR ACCOLADES:

- Women's Basketball Coaches Association (WBCA) National Assistant Coach of the Year (2017)

CAREER HIGHLIGHTS:

- Reached at least NCAA Tournament second round in 20 of the last 22 seasons
- Five NCAA Elite Eight appearances
- Five NCAA Sweet 16 appearances
- Back-to-back ACC Regular Season Co-Championships (2009, 2010)
- Back-to-back Big 12 Tournament Championships (1998, 1999)
- Three consecutive Big 12 Regular Season Championships (1998, 1999, 2000)
- At Florida State: 10 WNBA Draft picks, 37 All-ACC awards, Eight ACC All-Defensive awards

WHAT THEY'RE SAYING

Sue Semrau, Florida State head women's basketball coach (1997-present)

- "Lance has played an integral part in building our program to this point. He is not only a great teacher, but also a strong connector. Pittsburgh is getting a tremendous person who cares deeply about his own family in addition to his basketball family. It has been 15 amazing years coaching with Lance, and we wish him nothing but the best."

Stan Wilcox, Florida State Director of Athletics (2013-present)

- "Lance has played an integral part in building our program to this point. He is not only a great teacher, but also a strong connector. Pittsburgh is getting a tremendous person who cares deeply about his own family in addition to his basketball family. It has been 15 amazing years coaching with Lance, and we wish him nothing but the best."

Marsha Sharp, Texas Tech head women's basketball coach (1982-2006)

- "I think this is a win-win for the University of Pittsburgh and also for Lance. I think he is going to bring an incredible amount of energy and a great work ethic to his job every single day. He is a person who connects people and makes them feel like they're a part of his programs. I'm so excited for him and his family for this opportunity. I told him that he had been preparing his entire career for this day and how excited I am for him that it's here and what a great job I know he's going to do. I have great confidence in him."

Lance White was introduced as the ninth head coach of Pitt women's basketball in program history on Thursday, April 19, 2018.

White comes to Pitt after spending the past 15 years at Florida State, where he helped the Seminoles to a 350-145 (.707) record, including 12 seasons with 20 or more wins.

During his final season at Florida State (2017-18), the Seminoles posted 25 or more wins for the fourth consecutive season, finishing with a 26-7 overall record and averaged the second-most points in a season in program history with 81.0 points per game. It was just the second time FSU averaged 80 or more points per game in a season. The team ranked in the Top 20 nationally in field goal percentage (20th), offensive rebounds per game (16th), rebound margin (sixth), rebounds per game (11th), scoring margin (10th) and scoring offense (13th). The Seminoles led the ACC in rebounding offense (42.8), rebounding margin (+10.0) and offensive rebounding percentage (41.4 percent).

During his time at FSU, 10 players were selected in the WNBA Draft, eight earned ACC All-Defensive team honors and 37 earned all-conference awards. He helped the Florida State reach the NCAA Tournament in 13 of the past 14 years, while the team won at least one NCAA Tournament game in its past 15 appearances.

For his standout coaching efforts during the 2016-17 season, White was named the Women's Basketball Coaches Association (WBCA) National Assistant Coach of the Year.

During his time in Tallahassee, White helped FSU reach new levels of success and brought an infectious energy to the program. He directed the Seminole defense and offense during his tenure in addition to being one of the country's top recruiters.

Florida State captured back-to-back regular season ACC co-titles in 2010 and 2011, and advanced to the 2010 NCAA Tournament Elite Eight. After serving as assistant coach for the first nine seasons in Tallahassee, White was promoted to associate head coach prior to the 2012-13 campaign.

Prior to Florida State, White spent 11 seasons at Texas Tech, including five years as an assistant coach with the Lady Raiders' top-10 program under legendary head coach Marsha Sharp. With White on staff, Texas Tech won three Big 12 championships and advanced to seven consecutive NCAA Tournaments, including five Sweet 16 and two Elite Eight appearances. He was a student assistant on Tech's 1993 national championship team and a graduate assistant coach for two seasons before being elevated to a full-time coach in 1998.

While in Lubbock, White worked with some of the best players the game has ever seen, including National Player of the Year and three-time WNBA MVP Sheryl Swoopes as well as Plenette Pierson, who was named 2007 WNBA Sixth Woman of the Year.

A 1996 graduate of Texas Tech, White earned his bachelor's degree in exercise and sports science. He went on to receive a master's degree in sports administration in August 1998. He attended Lubbock Christian University for three semesters before transferring to Texas Tech in January 1993.

As a high school athlete in Spur, he was a three-time All-District selection, two-time All-Region, and two-time third team all-state choice in basketball. His high school basketball and football teams advanced to the regional round both his junior and senior years. In addition to his football and basketball accolades, he was listed in the Spalding Top 100 tennis players in 1991.

He is married to the former Melanie Smith. The Whites are the proud parents of Quentin and Vivian.



JAHSYNI KNIGHT <<

0 | GUARD | 5-7 | FRESHMAN
PERTH AMBOY, N.J. | RUTGERS PREP

NOTES

- Has played in each of the last 12 games for the Panthers
- Played double digit minutes in each of her last 10 games
- Notched a career-high four steals in the win over Northwestern (11/29)
- Played a career-high 20 minutes off the bench against West Virginia
- **Last appearance:** at #2 Notre Dame - Played 14 minutes, 1 stl, 1 asst

BIO HIGHLIGHTS

HIGH SCHOOL:
Led Rutgers Preparatory to two consecutive NJSIAA State Championships, two Non-Public B Sectional titles and three consecutive Somerset County Championships ... Ranked 84th overall by ESPN and 78th overall by Bluestar Basketball ... Named a Smith & Smith Preseason All-America honorable mention, a two-time Courier News All-Area first team member and a Non-Public B All-State honoree.

PERSONAL:
Born Feb. 28, 1999.

2017-18 SEASON HIGHS

- **PTS:** 6, vs. Arkansas, 11/24/18
- **REBS:** 4, vs. Tennessee State, 11/25/18
- **FGM:** 3, vs. Arkansas, 11/24/18
- **3FGM:** -
- **FTM:** 2, vs. Wisconsin, 11/23/18
- **ASSTS:** 3, 2x, last vs. Saint Francis (PA) (12/21/18)
- **BLKS:** -
- **STLS:** 4, at Northwestern, 11/29/18
- **MINS:** 20 vs. West Virginia, 12/8/18

CAREER HIGHS

- **PTS:** 6, vs. Arkansas, 11/24/18
- **REBS:** 4, vs. Tennessee State, 11/25/18
- **FGM:** 3, vs. Arkansas, 11/24/18
- **3FGM:** -
- **FTM:** 2, vs. Wisconsin, 11/23/18
- **ASSTS:** 3, 2x, last vs. Saint Francis (PA) (12/21/18)
- **BLKS:** -
- **STLS:** 4, at Northwestern, 11/29/18
- **MINS:** 20 vs. West Virginia, 12/8/18

2018-19 SEASON

PRODUCTION TRACKER

CAREER

| | | |
|---|--------------------------------|---|
| - |10+ POINTS..... | - |
| - |30+ MINUTES..... | - |
| - |LED PITT IN REBOUNDS..... | - |
| - |LED PITT IN ASSISTS..... | - |

2018-19 GAME-BY-GAME STATS

| Opponent | Date | gs | min | Total | | 3-Pointers | | Free throws | | Rebounds | | | | pts | avg |
|--------------------|----------|-----|-----|--------|------|------------|------|-------------|------|----------|-----|-----|-----|-----|-----|
| | | | | fg-fga | pct | 3fg-fga | pct | ft-fa | pct | off | def | tot | avg | | |
| UCF | 11/7/18 | dnp | - | - | - | - | - | - | - | - | - | - | - | - | - |
| NEW ORLEANS | 11/9/18 | dnp | - | - | - | - | - | - | - | - | - | - | - | - | - |
| YOUNGSTOWN STATE | 11/13/18 | dnp | - | - | - | - | - | - | - | - | - | - | - | - | - |
| CINCINNATI | 11/16/18 | 1 | 0-0 | .000 | 0-0 | .000 | 0-0 | .000 | 0 | 0 | 0 | 0.0 | 0 | 0 | 0 |
| at Georgetown | 11/19/18 | 2 | 0-2 | .000 | 0-0 | .000 | 0-0 | .000 | 0 | 0 | 0 | 0.0 | 1 | 0 | 0 |
| vs Wisconsin | 11/23/18 | 11 | 1-1 | 1.000 | 0-0 | .000 | 2-4 | .500 | 0 | 0 | 0 | 0.0 | 1 | 0 | 1 |
| vs Arkansas | 11/24/18 | 13 | 3-6 | .500 | 0-0 | .000 | 0-0 | .000 | 0 | 2 | 2 | 0.5 | 0 | 1 | 0 |
| vs Tennessee State | 11/25/18 | 18 | 1-5 | .200 | 0-2 | .000 | 1-4 | .250 | 1 | 3 | 4 | 1.2 | 2 | 3 | 0 |
| at Northwestern | 11/29/18 | 16 | 1-4 | .250 | 0-0 | .000 | 1-1 | 1.000 | 0 | 2 | 2 | 1.3 | 1 | 2 | 3 |
| FORDHAM | 12/5/18 | 11 | 0-1 | .000 | 0-0 | .000 | 0-0 | .000 | 0 | 0 | 0 | 1.1 | 0 | 0 | 1 |
| WEST VIRGINIA | 12/8/18 | 20 | 2-5 | .400 | 0-0 | .000 | 0-2 | .000 | 3 | 1 | 4 | 1.5 | 1 | 1 | 2 |
| UNCW | 12/18/18 | 17 | 0-3 | .000 | 0-0 | .000 | 1-2 | .500 | 0 | 1 | 1 | 1.4 | 3 | 1 | 2 |
| SAINT FRANCIS (PA) | 12/21/18 | 16 | 0-4 | .000 | 0-0 | .000 | 0-0 | .000 | 1 | 0 | 1 | 1.4 | 4 | 3 | 1 |
| at Duquesne | 12/29/18 | 13 | 0-2 | .000 | 0-0 | .000 | 1-2 | .500 | 0 | 1 | 1 | 1.4 | 1 | 0 | 1 |
| at Notre Dame | 01/03/19 | 14 | 1-1 | 1.000 | 0-0 | .000 | 0-0 | .000 | 1 | 0 | 1 | 1.3 | 2 | 1 | 3 |
| Totals | | 0 | 152 | 9-34 | .265 | 0-2 | .000 | 6-15 | .400 | 6 | 10 | 16 | 1.3 | 16 | 12 |

Games played: 12
Minutes/game: 12.7
Points/game: 2.0
FG Pct: 26.5
3FG Pct: 0.0
FT Pct: 40.0

Rebounds/game: 1.3
Assists/game: 1.0
Turnovers/game: 1.4
Assist/turnover ratio: 0.7
Steals/game: 1.1

CAREER STATS

| Season | gp-gs | min/avg | Total | | 3-Point | | F-Throws | | Rebounds | | | | Scoring | | | | | | | |
|---------|-------|----------|--------|------|---------|------|----------|------|----------|-----|-----|-----|---------|----|-----|----|-----|-----|-----|-----|
| | | | fg-fga | pct | fg-fga | pct | ft-fa | pct | off | def | tot | avg | pf | fo | ast | to | blk | stl | pts | avg |
| 2018-19 | 12-0 | 152/12.7 | 9-34 | .265 | 0-2 | .000 | 6-15 | .400 | 6 | 10 | 16 | 1.3 | 16 | 0 | 12 | 17 | 0 | 13 | 24 | 2.0 |
| TOTAL | 12-0 | 152/12.7 | 9-34 | .265 | 0-2 | .000 | 6-15 | .400 | 6 | 10 | 16 | 1.3 | 16 | 0 | 12 | 17 | 0 | 13 | 24 | 2.0 |



DANIELLE GARVEN <<

1 | FORWARD | 6-1 | SENIOR
TORONTO, ONTARIO | CHIPOLA COLLEGE

BIO HIGHLIGHTS

AS A JUNIOR (2017-18):

Started first 15 games of the season before suffering a concussion against Wake Forest (Jan. 4) and missing the next five games ... Returned to action against No. 5/5 Notre Dame (Jan. 25) ... Scored a season-high 18 points in her first game as a Panther vs. Youngstown State (Nov. 10) ... Posted a double-double against Penn State (Dec. 17) with 12 points and 10 rebounds ... Five double-figure scoring outings.

AT CHIPOLA COLLEGE (2016-17):

NJCAA All-America Honorable Mention ... Averaged 13.7 points and 7.5 rebounds per game ... Scored in double figures in 27 games, with four outings of 20 points or more ... Helped the Indians reach the NJCAA Elite Eight, leading the squad with 19 points and eight rebounds in a 65-60 loss to national runner-up Trinity Valley in Lubbock, Texas ... Earned NJCAA All-Tournament Team honors ... Chipola finished the season at 28-5.

AT MINNESOTA (2015-16):

Appeared in nine games for the Gophers ... grabbed three rebounds in collegiate debut against Wofford (Nov. 13) ... Scored four points and pulled down a rebound against NJIT (Dec. 28) ... Had three points against Nebraska (Feb. 11)

TEAM CANADA:

Played for her age-level Canadian National Team 2013-2015 ... Participated in the 2015 FIBA U19 World Championship in Russia ... Played for the sixth-place Canadian team at the 2014 FIBA U17 World Championships in the Czech Republic ... Helped her national team win silver at the 2013 FIBA Americas U16 Championships in Mexico.

HIGH SCHOOL:

A 2015 graduate of St. John Paul II Catholic Secondary School.

PERSONAL:

Born Feb. 27, 1997 ... Daughter of Devon Garven and Janice Grant ... Has an older brother, Craig Hanson ... Cousin Tristan Thompson played basketball at Texas and is currently with the Cleveland Cavaliers.

NOTES

- Seven double-figure scoring outings this season.
- Notched a career-high 20 points, nine rebounds, three assists, two blocks and a steal in the win over Saint Francis (PA) (12/21/18)
- Ranks third on the team averaging 10.2 points on the season.
- 2017 NJCAA All-America Honorable Mention; transferred from Chipola College following 2016-17.
- **Last appearance:** started at #2 Notre Dame - 26 mins, 7 pts, 4 rebs, 2 assts

2018-19 SEASON HIGHS

- **PTS:** 20 vs. Saint Francis (PA), 12/21/18
- **REBS:** 9 vs. Saint Francis (PA), 12/21/18
- **FGM:** 9 vs. Saint Francis (PA), 12/21/18
- **3FGM:** -
- **FTM:** 7 vs. Wisconsin, 11/23/18
- **ASSTS:** 4 vs. Arkansas, 11/24/18
- **BLKS:** 2 vs. Saint Francis (PA), 12/21/18
- **STLS:** 3 vs. West Virginia, 12/8/18
- **MINS:** 34, vs. Wisconsin, 11/23/18

CAREER HIGHS

- **PTS:** 20, vs. Saint Francis (PA), 12/21/18
- **REBS:** 10, 2x, last vs. Penn State, 12/17/17
- **FGM:** 9 vs. Saint Francis (PA), 12/21/18
- **3FGM:** 1 vs. Youngstown State, 11/10/17
- **FTM:** 7 vs. Wisconsin, 11/23/18
- **ASSTS:** 6 vs. Chicago State, 12/31/17
- **BLKS:** 4 vs. Towson, 11/19/17
- **STLS:** 3 vs. West Virginia, 12/8/18
- **MINS:** 39 vs. Penn State, 12/17/17

2018-19 SEASON

PRODUCTION TRACKER

CAREER

| | | |
|---|--------------------|----|
| - | DOUBLE-DOUBLES | 1 |
| 7 | 10+ POINTS | 11 |
| - | 10+ REBOUNDS | 2 |
| 3 | LED PITT IN POINTS | 5 |

2018-19 GAME-BY-GAME STATS

| Opponent | Date | gs | min | Total | | 3-Pointers | | Free throws | | Rebounds | | | PF | | | STL | | | PTS | | |
|--------------------|----------|----|-----|--------|--------|------------|------|-------------|-------|----------|-----|-----|-----|-----|----|-----|-----|-----|-----|------|------|
| | | | | fg-fga | pct | 3fg-fga | pct | ft-fa | pct | off | def | tot | avg | pf | a | t/o | blk | stl | pts | avg | |
| UCF | 11/7/18 | * | 20 | 1-5 | .200 | 0-0 | .000 | 2-2 | 1.000 | 1 | 1 | 2 | 2.0 | 5 | 0 | 4 | 0 | 0 | 4 | 4.0 | |
| NEW ORLEANS | 11/9/18 | * | 25 | 7-11 | .636 | 0-0 | .000 | 1-2 | .500 | 4 | 4 | 8 | 5.0 | 1 | 2 | 4 | 0 | 2 | 15 | 9.5 | |
| YOUNGSTOWN STATE | 11/13/18 | * | 17 | 0-4 | .000 | 0-0 | .000 | 0-0 | .000 | 0 | 0 | 0 | 3.3 | 2 | 2 | 2 | 0 | 0 | 0 | 6.3 | |
| CINCINNATI | 11/16/18 | | 19 | 4-9 | .444 | 0-0 | .000 | 5-7 | .714 | 2 | 4 | 6 | 4.0 | 4 | 0 | 4 | 0 | 1 | 13 | 8.0 | |
| at Georgetown | 11/19/18 | * | 26 | 2-9 | .222 | 0-0 | .000 | 0-0 | .000 | 3 | 5 | 8 | 4.8 | 4 | 0 | 1 | 1 | 0 | 4 | 7.2 | |
| vs Wisconsin | 11/23/18 | * | 34 | 4-10 | .400 | 0-1 | .000 | 7-10 | .700 | 2 | 3 | 5 | 4.8 | 2 | 2 | 4 | 0 | 1 | 15 | 8.5 | |
| vs Arkansas | 11/24/18 | * | 30 | 4-9 | .444 | 0-0 | .000 | 4-4 | 1.000 | 1 | 3 | 4 | 4.7 | 3 | 4 | 6 | 0 | 0 | 12 | 9.0 | |
| vs Tennessee State | 11/25/18 | * | 22 | 7-11 | .636 | 0-0 | .000 | 3-4 | .750 | 0 | 2 | 2 | 4.4 | 0 | 1 | 3 | 1 | 0 | 17 | 10.0 | |
| at Northwestern | 11/29/18 | * | 30 | 2-9 | .222 | 0-0 | .000 | 1-2 | .500 | 2 | 3 | 5 | 4.4 | 0 | 3 | 2 | 0 | 1 | 5 | 9.4 | |
| FORDHAM | 12/5/18 | * | 32 | 8-13 | .615 | 0-0 | .000 | 0-0 | .000 | 0 | 5 | 5 | 4.5 | 2 | 2 | 3 | 1 | 0 | 16 | 10.1 | |
| WEST VIRGINIA | 12/8/18 | * | 26 | 3-11 | .273 | 0-0 | .000 | 2-2 | 1.000 | 0 | 3 | 3 | 4.4 | 2 | 1 | 1 | 0 | 3 | 8 | 9.9 | |
| UNCW | 12/18/18 | * | 32 | 2-6 | .333 | 0-0 | .000 | 3-4 | .750 | 2 | 1 | 3 | 4.3 | 1 | 3 | 2 | 0 | 0 | 7 | 9.7 | |
| SAINT FRANCIS (PA) | 12/21/18 | * | 33 | 9-19 | .474 | 0-0 | .000 | 2-2 | 1.000 | 3 | 6 | 9 | 4.6 | 3 | 3 | 3 | 2 | 1 | 20 | 10.5 | |
| at Duquesne | 12/29/18 | * | 26 | 3-9 | .333 | 0-0 | .000 | 1-2 | .500 | 1 | 4 | 5 | 4.6 | 2 | 2 | 4 | 0 | 0 | 7 | 10.2 | |
| at Notre Dame | 01/03/19 | * | 26 | 3-10 | .300 | 0-0 | .000 | 1-1 | 1.000 | 3 | 1 | 4 | 4.6 | 3 | 2 | 5 | 0 | 0 | 7 | 10.0 | |
| Totals | | | 14 | 398 | 59-145 | .407 | 0-1 | .000 | 32-42 | .762 | 24 | 45 | 69 | 4.6 | 34 | 27 | 48 | 5 | 9 | 150 | 10.0 |

Games played: 15
Minutes/game: 26.5
Points/game: 10.0
FG Pct: 40.7
3FG Pct: 0.0
FT Pct: 76.2

Rebounds/game: 4.6
Assists/game: 1.8
Turnovers/game: 3.2
Assist/turnover ratio: 0.6
Steals/game: 0.6
Blocks/game: 0.3

CAREER STATS (PITT)

| Season | gp-gs | | Total | | 3-Point | | F-Throws | | Rebounds | | | | PF | | | STL | | | Scoring | | |
|---------|-------|----|--------|-----|---------|-----|----------|-------|----------|-----|-----|-----|-----|----|-----|-----|-----|-----|---------|-----|------|
| | gp | gs | fg-fga | pct | fg-fga | pct | ft-fa | pct | off | def | tot | avg | pf | fo | ast | to | blk | stl | pts | avg | |
| 2017-18 | 25 | 17 | 508 | 175 | 371 | 1-3 | .333 | 31-42 | .738 | 22 | 73 | 95 | 3.8 | 42 | 0 | 22 | 44 | 19 | 22 | 162 | 6.5 |
| 2018-19 | 15 | 14 | 398 | 145 | 407 | 0-1 | .000 | 32-42 | .762 | 24 | 45 | 69 | 4.6 | 34 | 1 | 27 | 48 | 5 | 9 | 150 | 10.0 |
| TOTAL | 40 | 31 | 906 | 320 | 388 | 1-4 | .250 | 63-84 | .750 | 46 | 118 | 164 | 4.1 | 76 | 1 | 49 | 92 | 24 | 31 | 312 | 7.8 |



AYSIA BUGG <<

2 | GUARD | 5-7 | R-SENIOR
CHICAGO, ILL. | BOLINGBROOK HS

BIO HIGHLIGHTS

AS A SENIOR (2017-18):
Redshirted due to injury.

AS A JUNIOR (2016-17):
Started 27 of 29 games played at point guard ... Led the Panthers with 3.4 assists per game ... Nine double-figure scoring games ... Led Pitt in assists a team-high 14 times ... Second on the team with an .827 (43-of-52) free throw percentage ... Contributed a season-high 17 points against Slippery Rock (Nov. 23) ... Made a season-high eight assists versus Youngstown State (Nov. 14) ... Pulled down a career-high seven rebounds against Virginia Tech (Feb. 16) ... Missed the Virginia game (Jan. 22) with a concussion.

AS A SOPHOMORE (2015-16):
Started all 31 games ... Averaged 7.8 points, 2.0 rebounds and 3.8 assist per game ... Ranked 10th in the ACC in assists per game ... Her 117 total assists are the fourth most by player in a sophomore season in Pitt history ... Led the team in assists 18 times ... Had 10 double-figure scoring games ... Scored a career-high 20 points against North Carolina in the ACC Tournament, and also added seven rebounds and six assists in helping Pitt earn its first-ever ACC Tournament victory ... In Pitt's regular season contest vs. UNC, tallied her first career double-double with 15 point and a career-high tying 10 assists ... Also had 10 assists vs. Notre Dame ... Named to the Paradise Jam All-Tournament Team for averaging 14.7 ppg over the three day tournament.

AS A FRESHMAN (2014-15):
Appeared in all 32 games and started in 29 of those games ... Was second on the team in assists with 75 ... Had her first career double-figure scoring game against Niagara on Nov. 17 with 11 points and three rebounds ... Made her first career start vs. Michigan and had 12 points and five assists in an 85-64 victory ... Scored double-digits in back-to-back games against Saint Francis and Delaware State, including a career-high 16 points vs. DSU ... Dished out a career-best seven assists in a road win at Wake Forest ... Tallied six games with 10 points or more as a freshmen.

HIGH SCHOOL:
Rated the No. 18 position player by HoopGurlz and was given a four-star rating from Prospectn.com ... A two year varsity standout for Bolingbrook in Chicago, Ill., Bugg averaged 15.2 points, 3.8 rebounds and two steals per game her senior season ... Her senior year she was named to the AP (Press) All-State Team and to the IBCA (Coaches) All-State Team ... She was also a two-time Chicago Sun Times All-Area Team member as well as being named to the South Suburban All-Area Team and to the Southwest Suburban All-Conference Team as a junior and a senior ... Averaged 17 points, five rebounds, four steals and three assists as a junior ... Two-time team captain ... Also played volleyball for Bolingbrook ... Four time recipient of the Academic Excellence Award.

PERSONAL:
Born Oct. 2, 1995 ... Daughter of Albert and Jennifer Bugg ... Has one older brother, Armani who serves in the United States Air Force ... Major is health sciences.

>> NOTES

- Returns after redshirting the 2017-18 season due to injury.
- Led Pitt with 3.4 assists per game in 2016-17; Led Panthers in assists a team-high 14 times.
- Third on the team with 25 career double-figure scoring outings.
- Only Panther on the team to experience NCAA Tournament (freshman year, 2014-15).
- **Last appearance:** started fifth consecutive game at Georgetown (11/19/18) -- 9 pts, 3 rebs

2018-19 SEASON HIGHS

- **PTS:** 23, vs. Cincinnati, 11/16/18
- **REBS:** 4, vs. UCF, 11/7/18
- **FGM:** 9, vs. Cincinnati, 11/16/18
- **3FGM:** 3, vs. Cincinnati, 11/16/18
- **FTM:** 4, vs. YSU, 11/13/18
- **ASSTS:** 8, vs. New Orleans, 11/9/18
- **BLKS:** -
- **STLS:** 1, vs. Cincinnati, 11/16/18
- **MINS:** 37, vs. YSU, 11/13/18

CAREER HIGHS

- **PTS:** 23, vs. Cincinnati, 11/16/18
- **REBS:** 7, twice, last vs. Virginia Tech, 2/16/17
- **FGM:** 9, vs. Cincinnati, 11/16/18
- **3FGM:** 5, vs. Old Dominion, 11/27/15
- **FTM:** 8, vs. Delaware State, 12/30/14
- **ASSTS:** 10, twice, last vs. North Carolina, 2/18/16
- **BLKS:** 2, 3x, last at No. 6/6 Notre Dame, 1/12/17
- **STLS:** 5, at Saint Francis, 11/16/15
- **MINS:** 39, vs. NC State, 1/10/16

2018-19 SEASON

PRODUCTION TRACKER

CAREER

| | | |
|---|----------------|----|
| - | DOUBLE-DOUBLES | 1 |
| 3 | 10+ POINTS | 28 |
| 2 | 20+ POINTS | 3 |
| - | 10+ ASSISTS | 2 |

2018-19 GAME-BY-GAME STATS

| Opponent | Date | gs | min | Total | | 3-Pointers | | Free Throws | | Rebounds | | | | pf | a | t/o | blk | stl | pts | avg |
|--------------------|----------|-----|-----|--------|------|------------|------|-------------|-------|----------|-----|-----|-----|----|----|-----|-----|-----|-----|------|
| | | | | fg-fga | pct | 3fg-fga | pct | ft-fta | pct | off | def | tot | avg | | | | | | | |
| UCF | 11/7/18 | * | 30 | 5-13 | .385 | 2-6 | .333 | 2-4 | .500 | 1 | 3 | 4 | 4.0 | 0 | 2 | 1 | 0 | 0 | 14 | 14.0 |
| NEW ORLEANS | 11/9/18 | * | 23 | 2-7 | .286 | 0-3 | .000 | 0-0 | .000 | 1 | 0 | 1 | 2.5 | 2 | 8 | 1 | 0 | 0 | 4 | 9.0 |
| YOUNGSTOWN STATE | 11/13/18 | * | 37 | 7-18 | .389 | 2-9 | .222 | 4-4 | 1.000 | 0 | 2 | 2 | 2.3 | 2 | 2 | 2 | 0 | 0 | 20 | 12.7 |
| CINCINNATI | 11/16/18 | * | 32 | 9-14 | .643 | 3-6 | .500 | 2-4 | .500 | 0 | 2 | 2 | 2.3 | 2 | 4 | 3 | 0 | 1 | 23 | 15.3 |
| at Georgetown | 11/19/18 | * | 26 | 3-12 | .250 | 2-6 | .333 | 1-2 | .500 | 0 | 3 | 3 | 2.4 | 2 | 1 | 1 | 0 | 0 | 9 | 14.0 |
| vs Wisconsin | 11/23/18 | dnp | - | - | - | - | - | - | - | - | - | - | - | - | - | - | - | - | - | - |
| vs Arkansas | 11/24/18 | dnp | - | - | - | - | - | - | - | - | - | - | - | - | - | - | - | - | - | - |
| vs Tennessee State | 11/25/18 | dnp | - | - | - | - | - | - | - | - | - | - | - | - | - | - | - | - | - | - |
| FORDHAM | 12/5/18 | dnp | - | - | - | - | - | - | - | - | - | - | - | - | - | - | - | - | - | - |
| WEST VIRGINIA | 12/8/18 | dnp | - | - | - | - | - | - | - | - | - | - | - | - | - | - | - | - | - | - |
| UNCW | 12/18/18 | dnp | - | - | - | - | - | - | - | - | - | - | - | - | - | - | - | - | - | - |
| SAINT FRANCIS (PA) | 12/21/18 | dnp | - | - | - | - | - | - | - | - | - | - | - | - | - | - | - | - | - | - |
| at Duquesne | 12/29/18 | dnp | - | - | - | - | - | - | - | - | - | - | - | - | - | - | - | - | - | - |
| Totals | | 5 | 148 | 26-64 | .406 | 9-30 | .300 | 9-14 | .643 | 2 | 10 | 12 | 2.4 | 8 | 17 | 8 | 0 | 1 | 70 | 14.0 |

Games played: 5
Minutes/game: 29.6
Points/game: 14.0
FG Pct: 40.6
3FG Pct: 30.0
FT Pct: 64.3

Rebounds/game: 2.4
Assists/game: 3.4
Turnovers/game: 1.6
Assist/turnover ratio: 2.1
Steals/game: 0.2

CAREER STATS

| Season | gp-gs | min/avg | Total | | 3-Point | | F-Throws | | Rebounds | | | | Scoring | | | | | | | |
|--------------|--------------|------------------|----------------|-------------|---------------|-------------|----------------|-------------|-----------|------------|------------|------------|------------|----------|------------|------------|-----------|-----------|------------|------------|
| | | | fg-fga | pct | fg-fga | pct | ft-fta | pct | off | def | tot | avg | pf | fo | ast | to | blk | stl | pts | avg |
| 2014-15 | 32-29 | 793/24.8 | 73-211 | .346 | 10-50 | .200 | 37-56 | .661 | 20 | 55 | 75 | 2.3 | 56 | 2 | 75 | 55 | 2 | 19 | 193 | 6.0 |
| 2015-16 | 31-31 | 926/29.9 | 89-252 | .353 | 31-100 | .310 | 34-49 | .694 | 11 | 51 | 62 | 2.0 | 63 | 2 | 117 | 98 | 4 | 26 | 243 | 7.8 |
| 2016-17 | 29-27 | 826/28.5 | 77-230 | .335 | 10-54 | .185 | 43-52 | .827 | 10 | 50 | 60 | 2.1 | 56 | 0 | 99 | 65 | 12 | 21 | 207 | 7.1 |
| 2018-19 | 5-5 | 148/29.6 | 26-64 | .406 | 9-30 | .300 | 9-14 | .643 | 2 | 10 | 12 | 2.4 | 8 | 0 | 17 | 8 | 0 | 1 | 70 | 14.0 |
| TOTAL | 97-92 | 2693/27.8 | 265-757 | .350 | 60-234 | .256 | 123-171 | .719 | 43 | 166 | 209 | 2.2 | 183 | 4 | 308 | 226 | 18 | 67 | 713 | 7.4 |



JASMINE WHITNEY <<

3 | GUARD | 5-9 | JUNIOR
CENTREVILLE, VA. | PAUL VI HS

NOTES

- Has earned the start in 12 straight games
- Scored in double figures six times this season including in six of her last 10 games
- Netted a career-high 23 points, six assists, four rebounds and two steals in the win over Duquesne (12/29/18)
- Has six games with five or more assists
- **Last appearance:** started at #2 Notre Dame - 29 mins, 9 pts, 4 assts, 2 stls, 1 reb

BIO HIGHLIGHTS

AS A SOPHOMORE (2017-18):

One of three Panthers to start all 30 games (Yacine Diop, Kalista Walters) ... Made the third-most season assists by a sophomore in program history (134) ... Recorded the 200th assist of her career against No. 18/18 Duke (Jan. 28) ... Scored in double figures in seven out of the last nine games of the season ... Posted a career-high 21 points at North Carolina (Jan. 7) ... Ten double-figure scoring outings ... Named team captain.

AS A FRESHMAN (2016-17):

Two-time ACC Rookie of the Week (Nov. 14, Dec. 12) ... First Panther in history to earn two or more ACC Women's Basketball Rookie of the Week honors in the same season ... Appeared in all 30 games, starting 17 (including the first 10 of the season) ... Posted a double-double in her first collegiate game against Mount St. Mary's with season highs of 17 points and 11 assists (Nov. 12) ... Made the first six shots of her career, including five 3-pointers against Mount St. Mary's (Nov. 12) ... Pulled down a season-high nine rebounds in a near double-double performance against Cornell (Nov. 26) ... Eight double-figure scoring outings ... Led the Panthers in assists a team-high 14 times.

HIGH SCHOOL:

Four-time state champion (2013-16) and three-time conference champion (2014-16) at Paul VI Catholic HS ... team compiled a 123-12 record over her four-year career ... 2016 WCAC Player of the Year, VISAA Player of the Year and All-Met first team ... Scholar-Athlete and recipient of the Pete Menke Student-Athlete Award ... ranked No. 25 for her position by ESPN ... 4-star recruit according to ProspectNation.com ... volunteered at Basketball Special Olympics every year of high school.

PERSONAL:

Born Jan. 21, 1998 ... Daughter of Teddy Whitney and Julie Curran ... has an older brother, Travis ... Major is exercise science.

2018-19 SEASON HIGHS

- **PTS:** 23 at Duquesne, 12/29/18
- **REBS:** 7, 2x, last vs. UNCW, 12/18/18
- **FGM:** 6, 2x, last at Duquesne, 12/29/18
- **3FGM:** 3 at Duquesne, 12/29/18
- **FTM:** 8 at Duquesne, 12/29/18
- **ASSTS:** 7, vs. Tennessee State, 11/25/18
- **BLKS:** 1, 3x, last at Northwestern, 11/29/18
- **STLS:** 5, vs. New Orleans, 11/9/18
- **MINS:** 36, vs. Arkansas, 11/24/18

CAREER HIGHS

- **PTS:** 23 at Duquesne, 12/29/18
- **REBS:** 9, vs. Cornell, 11/26/16
- **FGM:** 10, at North Carolina, 1/7/18
- **3FGM:** 5, vs. Mount St. Mary's, 11/12/16
- **FTM:** 8 at Duquesne, 12/29/18
- **ASSTS:** 11, vs. Mount St. Mary's, 11/12/16
- **BLKS:** 2, 4x, last vs. (RV) Georgia Tech, 1/14/18
- **STLS:** 5, 3x, last vs. New Orleans, 11/9/18
- **MINS:** 40, 2x, last vs. No. 2/2 Louisville, 1/8/18

2018-19 SEASON

PRODUCTION TRACKER

CAREER

| | | |
|---|----------------|----|
| - | DOUBLE-DOUBLES | 1 |
| 6 | 10+ POINTS | 31 |
| 1 | 20+ POINTS | 2 |
| - | 10+ ASSISTS | 2 |

2018-19 GAME-BY-GAME STATS

| Opponent | Date | gs | min | Total | | 3-Pointers | | Free throws | | Rebounds | | | | Other | | | pts | avg | | | |
|--------------------|----------|----|-----|--------|--------|------------|-------|-------------|-------|----------|-----|-----|-----|-------|----|-----|-----|-----|-----|-----|-----|
| | | | | fg-fga | pct | 3fg-fga | pct | ft-fa | pct | off | def | tot | avg | pf | a | t/o | | | blk | stl | |
| UCF | 11/7/18 | | 28 | 1-9 | .111 | 0-3 | .000 | 7-9 | .778 | 0 | 4 | 4 | 4.0 | 1 | 6 | 4 | 0 | 0 | 9 | 9.0 | |
| NEW ORLEANS | 11/9/18 | | 16 | 1-5 | .200 | 0-2 | .000 | 2-2 | 1.000 | 0 | 0 | 0 | 2.0 | 0 | 4 | 0 | 1 | 5 | 4 | 6.5 | |
| YOUNGSTOWN STATE | 11/13/18 | | 23 | 3-10 | .300 | 0-0 | .000 | 0-0 | .000 | 2 | 2 | 4 | 2.7 | 1 | 1 | 1 | 0 | 2 | 6 | 6.3 | |
| CINCINNATI | 11/16/18 | * | 26 | 2-9 | .222 | 0-2 | .000 | 0-0 | .000 | 2 | 0 | 2 | 2.5 | 1 | 5 | 1 | 0 | 2 | 4 | 5.8 | |
| at Georgetown | 11/19/18 | * | 22 | 1-4 | .250 | 0-0 | .000 | 0-0 | .000 | 0 | 3 | 3 | 2.6 | 1 | 0 | 4 | 0 | 1 | 2 | 5.0 | |
| vs Wisconsin | 11/23/18 | * | 34 | 3-10 | .300 | 1-4 | .250 | 4-5 | .800 | 0 | 3 | 3 | 2.7 | 4 | 1 | 2 | 0 | 1 | 11 | 6.0 | |
| vs Arkansas | 11/24/18 | * | 36 | 3-6 | .500 | 0-2 | .000 | 0-0 | .000 | 0 | 7 | 7 | 3.3 | 4 | 5 | 4 | 1 | 1 | 6 | 6.0 | |
| vs Tennessee State | 11/25/18 | * | 25 | 3-4 | .750 | 1-2 | .500 | 4-4 | 1.000 | 0 | 3 | 3 | 3.3 | 1 | 7 | 1 | 0 | 0 | 11 | 6.6 | |
| at Northwestern | 11/29/18 | * | 29 | 3-8 | .375 | 0-1 | .000 | 4-5 | .800 | 0 | 2 | 2 | 3.1 | 4 | 3 | 4 | 1 | 2 | 10 | 7.0 | |
| FORDHAM | 12/5/18 | * | 33 | 6-9 | .667 | 0-1 | .000 | 6-6 | 1.000 | 0 | 3 | 3 | 3.1 | 0 | 2 | 2 | 0 | 2 | 18 | 8.1 | |
| WEST VIRGINIA | 12/8/18 | * | 21 | 0-4 | .000 | 0-0 | .000 | 0-0 | .000 | 1 | 1 | 2 | 3.0 | 1 | 2 | 6 | 0 | 1 | 0 | 7.4 | |
| UNCW | 12/18/18 | * | 33 | 0-6 | .000 | 0-0 | .000 | 7-8 | .875 | 3 | 4 | 7 | 3.3 | 3 | 5 | 3 | 0 | 1 | 7 | 7.3 | |
| SAINT FRANCIS (PA) | 12/21/18 | * | 33 | 5-7 | .714 | 2-2 | 1.000 | 5-9 | .556 | 0 | 2 | 2 | 3.2 | 3 | 4 | 3 | 0 | 2 | 17 | 8.1 | |
| at Duquesne | 12/29/18 | * | 34 | 6-14 | .429 | 3-4 | .750 | 8-8 | 1.000 | 1 | 3 | 4 | 3.3 | 3 | 6 | 1 | 0 | 2 | 23 | 9.1 | |
| at Notre Dame | 01/03/19 | * | 29 | 3-15 | .200 | 1-6 | .167 | 2-3 | .667 | 0 | 1 | 1 | 3.1 | 3 | 4 | 2 | 0 | 2 | 9 | 9.1 | |
| Totals | | | 12 | 422 | 40-120 | .333 | 8-29 | .276 | 49-59 | .831 | 9 | 38 | 47 | 3.1 | 30 | 55 | 38 | 3 | 24 | 137 | 9.1 |

Games played: 15
Minutes/game: 28.1
Points/game: 9.1
FG Pct: 33.3
3FG Pct: 27.6
FT Pct: 83.1

Rebounds/game: 3.1
Assists/game: 3.7
Turnovers/game: 2.5
Assist/turnover ratio: 1.4
Steals/game: 1.6
Blocks/game: 0.2

CAREER STATS

| Season | gp-gs | min/avg | Total | | 3-Point | | F-Throws | | Rebounds | | | | Other | | | Scoring | | | | |
|--------------|--------------|------------------|----------------|-------------|---------------|-------------|----------------|-------------|-----------|------------|------------|------------|------------|----------|------------|------------|-----------|------------|------------|------------|
| | | | fg-fga | pct | fg-fga | pct | ft-fa | pct | off | def | tot | avg | pf | fo | ast | to | blk | stl | pts | avg |
| 2016-17 | 30-17 | 721/24.0 | 67-186 | .360 | 11-45 | .244 | 37-59 | .627 | 9 | 99 | 108 | 3.6 | 65 | 2 | 100 | 60 | 15 | 45 | 182 | 6.1 |
| 2017-18 | 30-30 | 920/30.7 | 89-239 | .372 | 11-42 | .262 | 41-58 | .707 | 6 | 84 | 90 | 3.0 | 63 | 1 | 134 | 84 | 14 | 52 | 230 | 7.7 |
| 2018-19 | 15-12 | 422/28.1 | 40-120 | .333 | 8-29 | .276 | 49-59 | .831 | 9 | 38 | 47 | 3.1 | 30 | 0 | 55 | 38 | 3 | 24 | 137 | 9.1 |
| TOTAL | 75-59 | 2063/27.5 | 196-545 | .360 | 30-116 | .259 | 127-176 | .722 | 24 | 221 | 245 | 3.3 | 158 | 3 | 289 | 182 | 32 | 121 | 549 | 7.3 |



CASSIDY WALSH <<

4 | GUARD | 5-7 | SENIOR
PITTSBURGH, PA. | SETON-LA SALLE HS

NOTES

- Lone Panther to start all 15 games this season
- Scored a career-high 21 points in a win over New Orleans (11/9/18)
- Grabbed a career-high eight rebounds in the win over UNCW (12/18/18)
- Has scored 10+ points a team-best nine times this season
- **Last appearance:** started 15th straight at #2 Notre Dame - 32 mins, 6 pts, 3 rebs, 2 stls, 1 asst

BIO HIGHLIGHTS

AS A JUNIOR (2017-18):
Appeared in all but one game (Georgia Tech, Jan. 14, coach's decision) ... Posted a career-high 12 points against Arkansas State (Nov. 25) ... Tied a career high with three 3-pointers made at Cincinnati (Nov. 21) ... Went 2-of-2 from long range against Chicago State (Dec. 31) ... Fifteen of her 23 field goals made this season are from 3-point range (65 percent).

AS A SOPHOMORE (2016-17):
Appeared in 21 games, averaging 11.0 minutes per contest ... Missed the first seven games of the season due to injury ... Scored a season-high 10 points against McNeese State at the Patrick Harrington Classic (Dec. 20) ... Posted season highs of three rebounds and three assists at (RV) Wake Forest (Feb. 5) ... Drained two 3-pointers against McNeese State (Dec. 20) and No. 14/11 Miami (Jan. 2).

AS A FRESHMAN (2015-16):
Appeared in 27 of 31 games ... Averaged 2.3 points, 1.2 rebounds and 1.0 assists per game ... Shot 43.5 percent from 3-point range during ACC play (10-of-23) ... Scored a career-high 11 points on 3-of-4 shooting from 3-point range against Florida State ... Dished out a career-best five assists in the City Game vs. Duquesne ... Played a career-high 32 minutes at Boston College.

HIGH SCHOOL:
A two-time PIAA Class AA First Team All-State selection at Seton-La Salle...A two-time state champion, including a 30-0 season her freshman year and a title in 2014 with current Pitt player Yacine Diop ... State runner up her senior year... Named First Team All-WPIAL as a senior ... Averaged 10.1 points, 5.2 rebounds, four assists and two steals per game during her championship run as a junior ... Reached 1,000 points during her senior year and finished with more than 1,200 points for her career ... Played AAU for Drill 4 Skill under coach John Miller.

PERSONAL:
Born Aug. 28, 1996 ... Daughter of Kevin and Nancy Walsh ... Has two older siblings: brother Shane and sister Samantha ... Major is health sciences.

2018-19 SEASON HIGHS

- **PTS:** 21, vs. New Orleans, 11/9/18
- **REBS:** 8, vs. UNCW, 12/18/18
- **FGM:** 8, vs. New Orleans, 11/9/18
- **3FGM:** 3, 4x, last at Duquesne, 12/29/18
- **FTM:** 4, vs. Arkansas, 11/24/18
- **ASSTS:** 5, 2x, last vs. UNCW, 12/18/18
- **BLKS:** 1, 2x, last at Northwestern, 11/29/18
- **STLS:** 2, 3x, last at #2 Notre Dame, 1/3/19
- **MINS:** 40 vs. Saint Francis (PA), 12/21/18

CAREER HIGHS

- **PTS:** 21, vs. New Orleans, 11/9/18
- **REBS:** 8, vs. UNCW, 12/18/18
- **FGM:** 8, vs. New Orleans, 11/9/18
- **3FGM:** 3, 6x, last at Duquesne, 12/29/18
- **FTM:** 4, 2x, last vs. Arkansas, 11/24/18
- **ASSTS:** 5, 3x, last vs. UNCW, 12/18/18
- **BLKS:** 1, 4x, last at Northwestern, 11/29/18
- **STLS:** 3, at Princeton, 12/12/15
- **MINS:** 40 vs. Saint Francis (PA), 12/21/18

2018-19 SEASON

| 2018-19 SEASON | PRODUCTION TRACKER | CAREER |
|----------------|---------------------|--------|
| 9 | 10+ POINTS | 11 |
| 1 | 20+ POINTS | 1 |
| 9 | 30+ MINUTES | 9 |
| 4 | LED PITT IN ASSISTS | 10 |

2018-19 GAME-BY-GAME STATS

| Opponent | Date | gs | min | Total | | 3-Pointers | | Free throws | | Rebounds | | | | pf | a | t/o | blk | stl | pts | avg | |
|--------------------|----------|----|-----|--------|--------|------------|-------|-------------|-------|----------|-----|-----|-----|-----|----|-----|-----|-----|------|------|------|
| | | | | fg-fga | pct | 3fg-fga | pct | ft-fa | pct | off | def | tot | avg | | | | | | | | |
| UCF | 11/7/18 | * | 27 | 4-7 | .571 | 3-5 | .600 | 0-0 | .000 | 1 | 2 | 3 | 3.0 | 3 | 2 | 3 | 0 | 1 | 11 | 11.0 | |
| NEW ORLEANS | 11/9/18 | * | 23 | 8-14 | .571 | 2-6 | .333 | 3-5 | .600 | 0 | 0 | 0 | 1.5 | 2 | 5 | 1 | 0 | 1 | 21 | 16.0 | |
| YOUNGSTOWN STATE | 11/13/18 | * | 33 | 3-9 | .333 | 2-3 | .667 | 0-0 | .000 | 0 | 5 | 5 | 2.7 | 3 | 4 | 0 | 0 | 8 | 13.3 | | |
| CINCINNATI | 11/16/18 | * | 25 | 6-11 | .545 | 2-4 | .500 | 0-0 | .000 | 0 | 4 | 4 | 3.0 | 1 | 2 | 1 | 0 | 0 | 14 | 13.5 | |
| at Georgetown | 11/19/18 | * | 32 | 5-13 | .385 | 1-6 | .167 | 0-0 | .000 | 1 | 1 | 2 | 2.8 | 2 | 3 | 4 | 0 | 0 | 11 | 13.0 | |
| vs Wisconsin | 11/23/18 | * | 32 | 2-12 | .167 | 0-6 | .000 | 0-0 | .000 | 1 | 2 | 3 | 2.8 | 0 | 4 | 2 | 0 | 0 | 4 | 11.5 | |
| vs Arkansas | 11/24/18 | * | 32 | 1-6 | .167 | 0-1 | .000 | 4-4 | 1.000 | 1 | 3 | 4 | 3.0 | 2 | 1 | 2 | 1 | 0 | 6 | 10.7 | |
| vs Tennessee State | 11/25/18 | * | 25 | 4-7 | .571 | 3-5 | .600 | 2-3 | .667 | 0 | 2 | 2 | 2.9 | 1 | 2 | 2 | 0 | 1 | 13 | 11.0 | |
| at Northwestern | 11/29/18 | * | 32 | 4-10 | .400 | 3-8 | .375 | 0-0 | .000 | 0 | 4 | 4 | 3.0 | 0 | 2 | 1 | 1 | 1 | 11 | 11.0 | |
| FORDHAM | 12/5/18 | * | 34 | 1-7 | .143 | 1-4 | .250 | 0-0 | .000 | 0 | 0 | 0 | 2.7 | 2 | 3 | 1 | 0 | 0 | 3 | 10.2 | |
| WEST VIRGINIA | 12/8/18 | * | 29 | 3-10 | .300 | 3-6 | .500 | 0-0 | .000 | 0 | 4 | 4 | 2.8 | 3 | 1 | 2 | 0 | 2 | 9 | 10.1 | |
| UNCW | 12/18/18 | * | 32 | 5-10 | .500 | 2-6 | .333 | 3-4 | .750 | 0 | 8 | 8 | 3.3 | 2 | 5 | 2 | 0 | 1 | 15 | 10.5 | |
| SAINT FRANCIS (PA) | 12/21/18 | * | 40 | 5-15 | .333 | 2-8 | .250 | 0-0 | .000 | 3 | 3 | 6 | 3.5 | 2 | 2 | 2 | 0 | 2 | 12 | 10.6 | |
| at Duquesne | 12/29/18 | * | 31 | 5-12 | .417 | 3-5 | .600 | 1-1 | 1.000 | 0 | 3 | 3 | 3.4 | 3 | 1 | 1 | 0 | 1 | 14 | 10.9 | |
| at Notre Dame | 01/03/19 | * | 32 | 2-14 | .143 | 2-8 | .250 | 0-0 | .000 | 1 | 2 | 3 | 3.4 | 3 | 1 | 1 | 0 | 2 | 6 | 10.5 | |
| Totals | | | 15 | 459 | 58-157 | .369 | 29-81 | .358 | 13-17 | .765 | 8 | 43 | 51 | 3.4 | 29 | 38 | 25 | 2 | 12 | 158 | 10.5 |

Games played: 15
Minutes/game: 30.6
Points/game: 10.5
FG Pct: 36.9
3FG Pct: 35.8
FT Pct: 76.5

Rebounds/game: 3.4
Assists/game: 2.5
Turnovers/game: 1.7
Assist/turnover ratio: 1.5
Steals/game: 0.8
Blocks/game: 0.1

CAREER STATS

| Season | gp-gs | min/avg | Total | | 3-Point | | F-Throws | | Rebounds | | | | Scoring | | | | | | | |
|--------------|--------------|------------------|----------------|-------------|---------------|-------------|--------------|-------------|-----------|-----------|------------|------------|------------|----------|------------|-----------|----------|-----------|------------|------------|
| | | | fg-fga | pct | fg-fga | pct | ft-fa | pct | off | def | tot | avg | pf | fo | ast | to | blk | stl | pts | avg |
| 2015-16 | 27-0 | 336/12.4 | 24-63 | .381 | 13-40 | .325 | 2-6 | .333 | 10 | 23 | 33 | 1.2 | 30 | 0 | 31 | 34 | 2 | 13 | 63 | 2.3 |
| 2016-17 | 21-0 | 232/11.0 | 14-46 | .304 | 8-32 | .250 | 7-12 | .583 | 10 | 17 | 27 | 1.3 | 21 | 0 | 23 | 20 | 0 | 7 | 43 | 2.0 |
| 2017-18 | 29-0 | 342/11.8 | 23-71 | .324 | 15-55 | .273 | 9-12 | .750 | 5 | 16 | 21 | 0.7 | 28 | 1 | 24 | 17 | 1 | 11 | 70 | 2.4 |
| 2018-19 | 15-15 | 459/30.6 | 58-157 | .369 | 29-81 | .358 | 13-17 | .765 | 8 | 43 | 51 | 3.4 | 29 | 0 | 38 | 25 | 2 | 12 | 158 | 10.5 |
| TOTAL | 92-15 | 1369/14.9 | 119-337 | .353 | 65-208 | .313 | 31-47 | .660 | 33 | 99 | 132 | 1.4 | 108 | 1 | 116 | 96 | 5 | 43 | 334 | 3.6 |



ISMINI PRAPA <<

10 | GUARD | 5-7 | FRESHMAN

ATHENS, GREECE | AMERICAN COMMUNITY SCHOOL OF ATHENS

NOTES

- Has appeared in 10 games during her freshman campaign
- Played a career-high 11 minutes while netting two points, two rebounds and two assists in the win over New Orleans (11/9/18)
- **Last appearance:** Came off the bench at #2 Notre Dame - Played six minutes and had one assist

BIO HIGHLIGHTS

HIGH SCHOOL:
 Represented her country on the U16 National Team in 2016 and 2018 ... Led the American Community School of Athens (ACS) to the Greek League Championship and was named the squad's Most Valuable Player ... Her team placed third in the Greek League Tournament and she was placed on the All-Tournament team.

PERSONAL:
 Born May 5, 2000.

2017-18 SEASON HIGHS

- **PTS:** 2, 2x, last vs. Fordham, 12/5/18
- **REBS:** 2, vs. New Orleans, 11/9/18
- **FGM:** 1, 2x, last vs. Fordham, 12/5/18
- **3FGM:** -
- **FTM:** -
- **ASSTS:** 2, vs. New Orleans, 11/9/18
- **BLKS:** 1, vs. New Orleans, 11/9/18
- **STLS:** -
- **MINS:** 11, vs. New Orleans, 11/9/18

CAREER HIGHS

- **PTS:** 2, 2x, last vs. Fordham, 12/5/18
- **REBS:** 2, vs. New Orleans, 11/9/18
- **FGM:** 1, 2x, last vs. Fordham, 12/5/18
- **3FGM:** -
- **FTM:** -
- **ASSTS:** 2, vs. New Orleans, 11/9/18
- **BLKS:** 1, vs. New Orleans, 11/9/18
- **STLS:** -
- **MINS:** 11, vs. New Orleans, 11/9/18

| 2018-19 SEASON | PRODUCTION TRACKER | CAREER |
|----------------|--------------------------------|--------|
| - |10+ POINTS..... | - |
| - |30+ MINUTES..... | - |
| - |LED PITT IN REBOUNDS..... | - |
| - |LED PITT IN ASSISTS..... | - |

2018-19 GAME-BY-GAME STATS

| Opponent | Date | gs | min | Total | | 3-Pointers | | Free throws | | Rebounds | | | | pts | avg | | | | | |
|--------------------|----------|-----|-----|--------|------|------------|------|-------------|------|----------|-----|-----|-----|-----|-----|---|---|---|-----|-----|
| | | | | fg-fga | pct | 3fg-fga | pct | ft-fta | pct | off | def | tot | avg | | | | | | | |
| UCF | 11/7/18 | dnp | - | - | - | - | - | - | - | - | - | - | - | - | - | | | | | |
| NEW ORLEANS | 11/9/18 | 11 | 1-4 | .250 | 0-1 | .000 | 0-0 | .000 | 2 | 0 | 2 | 2.0 | 2 | 2 | 3 | 1 | 0 | 2 | 2.0 | |
| YOUNGSTOWN STATE | 11/13/18 | dnp | - | - | - | - | - | - | - | - | - | - | - | - | - | - | - | - | - | |
| CINCINNATI | 11/16/18 | 1 | 0-0 | .000 | 0-0 | .000 | 0-0 | .000 | 1 | 0 | 1 | 1.5 | 0 | 0 | 0 | 0 | 0 | 0 | 1.0 | |
| at Georgetown | 11/19/18 | 8 | 0-1 | .000 | 0-0 | .000 | 0-0 | .000 | 0 | 0 | 0 | 1.0 | 1 | 1 | 0 | 0 | 0 | 0 | 0.7 | |
| vs Wisconsin | 11/23/18 | 1 | 0-0 | .000 | 0-0 | .000 | 0-0 | .000 | 0 | 0 | 0 | 0.8 | 1 | 0 | 0 | 0 | 0 | 0 | 0.5 | |
| vs Arkansas | 11/24/18 | 1 | 0-0 | .000 | 0-0 | .000 | 0-0 | .000 | 0 | 0 | 0 | 0.6 | 0 | 0 | 2 | 0 | 0 | 0 | 0.4 | |
| vs Tennessee State | 11/25/18 | 10 | 0-1 | .000 | 0-0 | .000 | 0-2 | .000 | 0 | 1 | 1 | 0.7 | 1 | 1 | 1 | 0 | 0 | 0 | 0.3 | |
| FORDHAM | 12/5/18 | 3 | 1-1 | 1.000 | 0-0 | .000 | 0-0 | .000 | 0 | 0 | 0 | 0.6 | 1 | 0 | 0 | 0 | 0 | 0 | 0.6 | |
| WEST VIRGINIA | 12/8/18 | 3 | 0-0 | .000 | 0-0 | .000 | 0-0 | .000 | 0 | 0 | 0 | 0.5 | 1 | 0 | 1 | 0 | 0 | 0 | 0.5 | |
| UNCW | 12/18/18 | dnp | - | - | - | - | - | - | - | - | - | - | - | - | - | - | - | - | - | |
| SAINT FRANCIS (PA) | 12/21/18 | dnp | - | - | - | - | - | - | - | - | - | - | - | - | - | - | - | - | - | |
| at Duquesne | 12/29/18 | 2 | 0-1 | .000 | 0-0 | .000 | 0-0 | .000 | 0 | 0 | 0 | 0.4 | 0 | 0 | 0 | 0 | 0 | 0 | 0.4 | |
| at Notre Dame | 01/03/19 | 6 | 0-1 | .000 | 0-0 | .000 | 0-0 | .000 | 0 | 0 | 0 | 0.4 | 1 | 1 | 1 | 0 | 0 | 0 | 0.4 | |
| Totals | | 0 | 46 | 2-9 | .222 | 0-1 | .000 | 0-2 | .000 | 3 | 1 | 4 | 0.4 | 8 | 5 | 8 | 1 | 0 | 4 | 0.4 |

Games played: 10
 Minutes/game: 4.6
 Points/game: 0.4
 FG Pct: 22.2
 3FG Pct: 0.0
 FT Pct: 0.0

Rebounds/game: 0.4
 Assists/game: 0.5
 Turnovers/game: 0.8
 Assist/turnover ratio: 0.6
 Blocks/game: 0.1

CAREER STATS

| Season | gp-gs | min/avg | Total | | 3-Point | | F-Throws | | Rebounds | | | | Scoring | | | | | | | |
|--------------|-------|---------|--------|------|---------|------|----------|------|----------|-----|-----|-----|---------|----|-----|----|-----|-----|-----|-----|
| | | | fg-fga | pct | fg-fga | pct | ft-fta | pct | off | def | tot | avg | pf | fo | ast | to | blk | stl | pts | avg |
| 2018-19 | 10-0 | 46/4.6 | 2-9 | .222 | 0-1 | .000 | 0-2 | .000 | 3 | 1 | 4 | 0.4 | 8 | 0 | 5 | 8 | 1 | 0 | 4 | 0.4 |
| TOTAL | 10-0 | 46/4.6 | 2-9 | .222 | 0-1 | .000 | 0-2 | .000 | 3 | 1 | 4 | 0.4 | 8 | 0 | 5 | 8 | 1 | 0 | 4 | 0.4 |



CARA JUDKINS <<

11 | CENTER | 6-2 | SOPHOMORE
 BETHESDA, MD. | OUR LADY OF GOOD COUNSEL

NOTES

- Has started 10 of the last 11 games for the Panthers
- Snagged a career-high 13 rebounds in a win over Cincinnati (11/16/18)
- Scored a career-high 16 points, seven rebounds and three blocks on 8-for-11 from the floor in the win over UNCW (12/18/18)
- Notched her first career double-double with 10 points and 11 rebounds in the win over Duquesne (12/29/18)
- **Last appearance:** Started at #2 Notre Dame - 17 mins, 4 rebs, 1 stl

BIO HIGHLIGHTS

AS A FRESHMAN (2017-18):
 Made her first appearance as a Panther against Cornell (Nov. 13) and saw action in 14 games ... Played a career-high 28 minutes against No. 2/2 Louisville (Jan. 18) and pulled down a season-high six rebounds ... Posted her first collegiate point on a free throw against Arkansas State (Nov. 25) and blocked a season-high three shots against the Red Wolves ... Scored her first field goal at North Carolina (Jan. 7) ... Scored a season-high two points in three different outings (at North Carolina, Jan. 7; vs. No. 2/2 Louisville, Jan. 18; vs. No. 5/5 Notre Dame, Jan. 25).

HIGH SCHOOL:
 All-WCAC first team honors in 2016 ... Was named a Washington Post All-Met honorable mention ... All-County Private Schools first team (2016), All-Montgomery County first team (2016), and All-Sentinel Basketball Team (2015) ... Two-time Adidas All-American (2015, 2016) and played on the Adidas US Select Team that traveled to Treviso, Italy, in June 2016 to play against top European talent over a seven-day period ... Rankas a four-star recruit by ProspectsNation.com ... Placed at No. 20 for her position by ESPN Hoopgurlz ... Held a 3.8 GPA as a senior.

PERSONAL:
 Born Oct. 2, 1998 ... Daughter of Randy and Deborah Judkins ... Has an older sister, Courtney ... Major is linguistics.

2018-19 SEASON HIGHS

- **PTS:** 16 vs. UNCW, 12/18/18
- **REBS:** 13 vs. Cincinnati, 11/16/18
- **FGM:** 8 vs. UNCW, 12/18/18
- **3FGM:** -
- **FTM:** 2, 4x, last at Duquesne, 12/29/18
- **ASSTS:** 1, 6x, last at Duquesne, 12/29/18
- **BLKS:** 3, 2x, last vs. UNCW, 12/18/18
- **STLS:** 2 at Georgetown, 11/19/18
- **MINS:** 26, 3x, last vs. UNCW, 12/18/18

CAREER HIGHS

- **PTS:** 16 vs. UNCW, 12/18/18
- **REBS:** 13 vs. Cincinnati, 11/16/18
- **FGM:** 8 vs. UNCW, 12/18/18
- **3FGM:** -
- **FTM:** 2, 4x, last at Duquesne, 12/29/18
- **ASSTS:** 2 vs. No. 2/2 Louisville, 1/18/18
- **BLKS:** 3, 3x, last vs. UNCW, 12/18/18
- **STLS:** 2 at Georgetown, 11/19/18
- **MINS:** 28 vs. No. 2/2 Louisville, 1/18/18

2018-19 SEASON

PRODUCTION TRACKER

CAREER

| | | |
|--------|---------------------|---|
| 1..... | DOUBLE-DOUBLES..... | 1 |
| 3..... | 10+ POINTS..... | 3 |
| -..... | 20+ POINTS..... | - |
| 2..... | 10+REBOUNDS..... | 2 |

2018-19 GAME-BY-GAME STATS

| Opponent | Date | gs | min | Total | | 3-Pointers | | Free throws | | | Rebounds | | | | pf | a | t/o | blk | stl | pts | avg |
|--------------------|----------|----|-----|-------|-------|------------|------|-------------|-------|------|----------|-----|-----|-----|----|---|-----|-----|-----|-----|-----|
| | | | | fg | fga | pct | 3fg | 3fga | pct | ft | fta | pct | off | def | | | | | | | |
| UCF | 11/7/18 | | 17 | 0-0 | .000 | 0-0 | .000 | 0-0 | .000 | 1 | 3 | 4 | 4.0 | 2 | 0 | 2 | 1 | 0 | 0 | 0.0 | |
| NEW ORLEANS | 11/9/18 | * | 14 | 0-1 | .000 | 0-0 | .000 | 0-2 | .000 | 1 | 4 | 5 | 4.5 | 4 | 1 | 2 | 1 | 0 | 0 | 0.0 | |
| YOUNGSTOWN STATE | 11/13/18 | | 11 | 0-2 | .000 | 0-0 | .000 | 1-4 | .250 | 2 | 1 | 3 | 4.0 | 1 | 0 | 0 | 1 | 0 | 1 | 0.3 | |
| CINCINNATI | 11/16/18 | | 25 | 2-5 | .400 | 0-0 | .000 | 0-0 | .000 | 6 | 7 | 13 | 6.3 | 3 | 0 | 3 | 2 | 0 | 4 | 1.3 | |
| at Georgetown | 11/19/18 | * | 19 | 1-6 | .167 | 0-0 | .000 | 2-4 | .500 | 1 | 3 | 4 | 5.8 | 0 | 0 | 0 | 0 | 2 | 4 | 1.8 | |
| vs Wisconsin | 11/23/18 | * | 26 | 2-4 | .500 | 0-0 | .000 | 0-0 | .000 | 1 | 8 | 9 | 6.3 | 4 | 0 | 2 | 2 | 0 | 4 | 2.2 | |
| vs Arkansas | 11/24/18 | * | 20 | 4-5 | .800 | 0-0 | .000 | 0-2 | .000 | 2 | 5 | 7 | 6.4 | 1 | 1 | 2 | 1 | 0 | 8 | 3.0 | |
| vs Tennessee State | 11/25/18 | * | 17 | 6-8 | .750 | 0-0 | .000 | 2-2 | 1.000 | 1 | 4 | 5 | 6.3 | 4 | 1 | 2 | 1 | 1 | 14 | 4.4 | |
| at Northwestern | 11/29/18 | * | 22 | 1-4 | .250 | 0-0 | .000 | 2-6 | .333 | 1 | 3 | 4 | 6.0 | 3 | 1 | 2 | 2 | 0 | 4 | 4.3 | |
| FORDHAM | 12/5/18 | * | 21 | 3-10 | .300 | 0-0 | .000 | 2-2 | 1.000 | 4 | 4 | 8 | 6.2 | 1 | 1 | 1 | 0 | 0 | 8 | 4.7 | |
| WEST VIRGINIA | 12/8/18 | * | 26 | 4-6 | .667 | 0-0 | .000 | 4-8 | .500 | 5 | 4 | 9 | 6.5 | 3 | 1 | 5 | 3 | 1 | 12 | 5.4 | |
| UNCW | 12/18/18 | * | 26 | 8-11 | .727 | 0-0 | .000 | 0-0 | .000 | 3 | 4 | 7 | 6.5 | 2 | 0 | 4 | 3 | 0 | 16 | 6.3 | |
| SAINT FRANCIS (PA) | 12/21/18 | * | 24 | 3-4 | .750 | 0-0 | .000 | 0-0 | .000 | 1 | 4 | 5 | 6.4 | 2 | 0 | 6 | 2 | 0 | 6 | 6.2 | |
| at Duquesne | 12/29/18 | | 25 | 4-7 | .571 | 0-0 | .000 | 2-4 | .500 | 2 | 9 | 11 | 6.7 | 4 | 1 | 3 | 1 | 0 | 10 | 6.5 | |
| at Notre Dame | 01/03/19 | * | 17 | 0-3 | .000 | 0-0 | .000 | 0-2 | .000 | 3 | 1 | 4 | 6.5 | 3 | 0 | 2 | 0 | 1 | 0 | 6.1 | |
| Totals | | | 11 | 310 | 38-76 | .500 | 0-0 | .000 | 15-36 | .417 | 34 | 64 | 98 | 6.5 | 37 | 7 | 36 | 20 | 5 | 91 | 6.1 |

Games played: 15
 Minutes/game: 20.7
 Points/game: 6.1
 FG Pct: 50.0
 FT Pct: 41.7

Rebounds/game: 6.5
 Assists/game: 0.5
 Turnovers/game: 2.4
 Assist/turnover ratio: 0.2
 Steals/game: 0.3
 Blocks/game: 1.3

CAREER STATS

| Season | gp-gs | min/avg | Total | | 3-Point | | F-Throws | | Rebounds | | | | Scoring | | | | | | | |
|---------|-------|----------|-------|------|---------|------|----------|------|----------|-----|-----|-----|---------|-----|-----|----|----|-----|----|-----|
| | | | fg | fga | pct | fg | fga | pct | ft | fta | pct | off | def | tot | avg | pf | fo | ast | to | blk |
| 2017-18 | 14-0 | 79/5.6 | 2-7 | .286 | 0-0 | .000 | 3-4 | .750 | 8 | 11 | 19 | 1.4 | 10 | 0 | 2 | 5 | 4 | 2 | 7 | 0.5 |
| 2018-19 | 15-11 | 310/20.7 | 38-76 | .500 | 0-0 | .000 | 15-36 | .417 | 34 | 64 | 98 | 6.5 | 37 | 0 | 7 | 36 | 20 | 5 | 91 | 6.1 |
| TOTAL | 29-11 | 389/13.4 | 40-83 | .482 | 0-0 | .000 | 18-40 | .450 | 42 | 75 | 117 | 4.0 | 47 | 0 | 9 | 41 | 24 | 7 | 98 | 3.4 |



TEHYA LYONS <<

12 | GUARD | 5-7 | FRESHMAN
NORCROSS, GA. | NORCROSS HS

BIO HIGHLIGHTS

HIGH SCHOOL:

Three-star recruit according to ESPN scouting profiles, ranked No. 28 at the guard position ... Three-time regional champion, state runner-up and scholar-athlete award recipient ... Named to the GA Region 7A Team of the Year, the GA Region 7A first team, the Gwinnett All-County Tip-Off Club Team, the Atlanta Journal Constitution All-State Region 7A second team and the 2017 Georgia Athletic Coaches Association All-Star Team (North) ... Maintained a 3.3 GPA at Norcross High School.

PERSONAL:

Born Aug. 18, 2000.

| 2018-19 SEASON HIGHS | |
|----------------------|----|
| • PTS: | -- |
| • REBS: | -- |
| • FGM: | -- |
| • 3FGM: | -- |
| • FTM: | -- |
| • ASSTS: | -- |
| • BLKS: | -- |
| • STLS: | -- |
| • MINS: | -- |

| CAREER HIGHS | |
|--------------|----|
| • PTS: | -- |
| • REBS: | -- |
| • FGM: | -- |
| • 3FGM: | -- |
| • FTM: | -- |
| • ASSTS: | -- |
| • BLKS: | -- |
| • STLS: | -- |
| • MINS: | -- |

| 2018-19 SEASON | PRODUCTION TRACKER | CAREER |
|----------------|--------------------------------|--------|
| -- |10+ POINTS..... | -- |
| -- |30+ MINUTES..... | -- |
| -- |LED PITT IN REBOUNDS..... | -- |
| -- |LED PITT IN ASSISTS..... | -- |



KYLA NELSON <<

13 | GUARD | 5-11 | SOPHOMORE
 WORTHING, ENGLAND | OAKLANDS COLLEGE

BIO HIGHLIGHTS

AS A FRESHMAN (2017-18):
 Appeared in all 30 games, starting nine, including the first two of her Pitt career ... Started and scored a season-high 14 points at No. 10/11 West Virginia (Dec. 7) ... Recorded season highs of six rebounds and six assists against Arkansas State (Nov. 25) ... Hit a season-high three 3-pointers in three games (vs. Arkansas State, Nov. 25; vs. Wisconsin, Nov. 29; at Virginia Tech, Jan. 11) ... Tied for second on the team with 30 threes this season ... Back-to-back double-figure scoring games (10 at Fordham, Dec. 3; 14 at No. 10/11 West Virginia, Dec. 7).

PRIOR TO PITT:
 Captain of the Great Britain Senior Women's national team and led the squad to a fifth place finish at the 2016 FIBA U20 Women's Division B European Championships in Podgorica, Montenegro ... Captained Great Britain's U18 national team in 2015 ... Led Oaklands College with 16.1 points per game while averaging 3.7 rebounds and 2.0 assists in 2016-17 ... 2017 Women's Elite Academy Basketball League (WEABL) All-South First Team ... Back-to-back WEABL Player of the Week ... Helped Oaklands reach an undefeated season in 2014-15 and capped the campaign with the Women's National Trophy ... Named Most Valuable Player of the 2015 championship game: a 73-54 win with team highs of 19 points and nine rebounds.

PERSONAL:
 Born Nov. 30, 1997 ... Daughter of Steve and Sarah ... Older brother, Luke, played basketball at UC Irvine ... Enrolled in the Dietrich School of Arts and Sciences.

NOTES

- Has started seven games this season for the Panthers
- Has made at least one three-pointer in nine of her last 11 games
- Netted a season-high 12 points and a career-high four three-pointers in the win over New Orleans
- One of three international players on the roster (Danielle Garven: Canada; Ismini Prapa: Greece)
- **Last appearance:** Came off the bench at #2 Notre Dame - 23 mins, 6 pts, 1 reb, 1 asst, 1 stl

2018-19 SEASON HIGHS

- **PTS:** 12, vs. New Orleans, 11/9/18
- **REBS:** 6, 2x, last at Duquesne, 12/29/18
- **FGM:** 4, 2x, last vs. UNCW (12/18/18)
- **3FGM:** 4, vs. New Orleans, 11/9/18
- **FTM:** 2, 2x, last at Northwestern, 11/29/18
- **ASSTS:** 3, vs. Tennessee State, 11/25/18
- **BLKS:** 1, 3x, last at Northwestern, 11/29/18
- **STLS:** 2, 2x, at Northwestern, 11/29/18
- **MINS:** 29, vs. Arkansas, 11/24/18

CAREER HIGHS

- **PTS:** 14, at No. 10/11 West Virginia, 12/7/17
- **REBS:** 6, 3x, last at Duquesne, 12/29/18
- **FGM:** 5, at No. 10/11 West Virginia, 12/7/17
- **3FGM:** 4, vs. New Orleans, 11/9/18
- **FTM:** 5, vs. Youngstown State, 11/10/17
- **ASSTS:** 6, vs. Arkansas State, 11/25/17
- **BLKS:** 1, 4x, last at Georgetown, 11/19/18
- **STLS:** 3, twice, last at Clemson, 2/1/18
- **MINS:** 36, vs. (RV) Georgia Tech, 1/14/18

2018-19 SEASON

PRODUCTION TRACKER

CAREER

| | | |
|---|--------------------------------|---|
| 2 |10+ POINTS..... | 4 |
| - |30+ MINUTES..... | 2 |
| 1 |LED PITT IN REBOUNDS..... | 2 |
| - |LED PITT IN ASSISTS..... | 2 |

2018-19 GAME-BY-GAME STATS

| Opponent | Date | gs | min | Total | | 3-Pointers | | Free throws | | Rebounds | | | pf | a | t/o | blk | stl | pts | avg | |
|--------------------|----------|------|-----|--------|-------|------------|-------|-------------|-------|----------|-----|-----|-----|----|-----|-----|-----|-----|-----|-----|
| | | | | fg-fga | pct | 3fg-fga | pct | ft-fa | pct | off | def | tot | | | | | | | | avg |
| UCF | 11/7/18 | 23 | | 2-3 | .667 | 1-2 | .500 | 2-2 | 1.000 | 3 | 3 | 6 | 6.0 | 2 | 1 | 3 | 1 | 0 | 7 | 7.0 |
| NEW ORLEANS | 11/9/18 | 22 | | 4-5 | .800 | 4-5 | .800 | 0-0 | .000 | 1 | 1 | 2 | 4.0 | 4 | 1 | 1 | 0 | 2 | 12 | 9.5 |
| YOUNGSTOWN STATE | 11/13/18 | 17 | | 1-2 | .500 | 1-1 | 1.000 | 0-0 | .000 | 1 | 0 | 1 | 3.0 | 1 | 1 | 1 | 0 | 0 | 3 | 7.3 |
| CINCINNATI | 11/16/18 | * 19 | | 0-6 | .000 | 0-3 | .000 | 0-0 | .000 | 2 | 1 | 3 | 3.0 | 2 | 0 | 3 | 0 | 0 | 0 | 5.5 |
| at Georgetown | 11/19/18 | 18 | | 2-5 | .400 | 2-4 | .500 | 0-0 | .000 | 0 | 1 | 1 | 2.6 | 3 | 2 | 3 | 1 | 0 | 6 | 5.6 |
| vs Wisconsin | 11/23/18 | * 24 | | 1-3 | .333 | 1-2 | .500 | 0-0 | .000 | 1 | 1 | 2 | 2.5 | 2 | 1 | 4 | 0 | 1 | 3 | 5.2 |
| vs Arkansas | 11/24/18 | * 29 | | 1-6 | .167 | 1-3 | .333 | 0-2 | .000 | 0 | 2 | 2 | 2.4 | 2 | 1 | 1 | 0 | 0 | 3 | 4.9 |
| vs Tennessee State | 11/25/18 | * 21 | | 3-3 | 1.000 | 3-3 | 1.000 | 0-0 | .000 | 0 | 2 | 2 | 2.4 | 0 | 3 | 0 | 0 | 0 | 9 | 5.4 |
| at Northwestern | 11/29/18 | * 25 | | 3-8 | .375 | 2-6 | .333 | 2-2 | 1.000 | 1 | 2 | 3 | 2.4 | 2 | 1 | 1 | 1 | 2 | 10 | 5.9 |
| FORDHAM | 12/5/18 | * 12 | | 1-2 | .500 | 1-2 | .500 | 0-0 | .000 | 0 | 1 | 1 | 2.3 | 0 | 0 | 1 | 0 | 0 | 3 | 5.6 |
| WEST VIRGINIA | 12/8/18 | * 22 | | 2-8 | .250 | 0-3 | .000 | 0-0 | .000 | 1 | 0 | 1 | 2.2 | 0 | 1 | 5 | 0 | 0 | 4 | 5.5 |
| UNCW | 12/18/18 | 25 | | 4-8 | .500 | 2-5 | .400 | 1-1 | 1.000 | 1 | 0 | 1 | 2.1 | 3 | 1 | 1 | 0 | 0 | 11 | 5.9 |
| SAINT FRANCIS (PA) | 12/21/18 | 26 | | 3-8 | .375 | 0-5 | .000 | 2-2 | 1.000 | 0 | 4 | 4 | 2.2 | 2 | 2 | 3 | 0 | 1 | 8 | 6.1 |
| at Duquesne | 12/29/18 | 25 | | 2-4 | .500 | 2-3 | .667 | 0-0 | .000 | 1 | 5 | 6 | 2.5 | 1 | 0 | 3 | 0 | 0 | 6 | 6.1 |
| at Notre Dame | 01/03/19 | 23 | | 2-8 | .250 | 2-6 | .333 | 0-0 | .000 | 0 | 1 | 1 | 2.4 | 3 | 1 | 3 | 0 | 1 | 6 | 6.1 |
| Totals | | 7 | 331 | 31-79 | .392 | 22-53 | .415 | 7-9 | .778 | 12 | 24 | 36 | 2.4 | 27 | 16 | 33 | 3 | 7 | 91 | 6.1 |

Games played: 15
 Minutes/game: 22.1
 Points/game: 6.1
 FG Pct: 39.2
 3FG Pct: 41.5
 FT Pct: 77.8

Rebounds/game: 2.4
 Assists/game: 1.1
 Turnovers/game: 2.2
 Assist/turnover ratio: 0.5
 Steals/game: 0.5
 Blocks/game: 0.2

CAREER STATS

| Season | gp-gs | min/avg | Total | | 3-Point | | F-Throws | | Rebounds | | | | Scoring | | | | | | | |
|---------|-------|----------|--------|------|---------|------|----------|------|----------|-----|-----|-----|---------|----|-----|----|-----|-----|-----|-----|
| | | | fg-fga | pct | fg-fga | pct | ft-fa | pct | off | def | tot | avg | pf | fo | ast | to | blk | stl | pts | avg |
| 2017-18 | 30-9 | 570/19.0 | 45-167 | .269 | 30-105 | .286 | 14-18 | .778 | 8 | 37 | 45 | 1.5 | 51 | 2 | 48 | 56 | 2 | 13 | 134 | 4.5 |
| 2018-19 | 15-7 | 331/22.1 | 31-79 | .392 | 22-53 | .415 | 7-9 | .778 | 12 | 24 | 36 | 2.4 | 27 | 0 | 16 | 33 | 3 | 7 | 91 | 6.1 |
| TOTAL | 45-16 | 901/20.0 | 76-246 | .309 | 52-158 | .329 | 21-27 | .778 | 20 | 61 | 81 | 1.8 | 78 | 2 | 64 | 89 | 5 | 20 | 225 | 5.0 |



KAUAI BRADLEY <<

14 | G/F | 6-0 | SENIOR
CHICAGO, ILL. | MARIAN CATHOLIC HS

NOTES

- Finished off the Fordham game with a season-high 13 points, five rebounds and two assists while connecting on three triples
- Has notched two 10+ rebound games this season
- Grabbed a career-high 13 rebounds and added seven points in the road win over Northwestern (11/29/18)
- Has played 30+ minutes in three of the last six games for Pitt
- **Last appearance:** Started her seventh game of the season at #2 Notre Dame - 19 mins, 8 pts, 2 rebs, 1 asst

BIO HIGHLIGHTS

AS A JUNIOR (2017-18):

One of five Panthers to appear in all 30 games ... Joined the starting lineup for the first time this season against Penn State (Dec. 17) and produced a season-high 15 points with a career-high four 3-pointers ... Remained in the starting lineup ever since that game (20 starts) ... Four double-figure scoring outings ... Led the team in scoring against Penn State (Dec. 17) and at Syracuse (Jan 21) ... Second on the team with 1.6 steals per game.

AS A SOPHOMORE (2016-17):

Started 27 of 30 games ... Second on the team with two double-doubles - against Mount St. Mary's (16 points, 10 rebounds, Nov. 12) and North Carolina (17 points, 10 rebounds, Jan. 15) - marking career highs against the Tar Heels ... Seven double-figure scoring outings ... Led the Panthers with 1.7 steals per game ... Dished out a career-high seven assists against Slippery Rock (Nov. 23) ... Grabbed a career-high five steals against Loyola Chicago (Nov. 17) ... Blocked a career-high four shots against Youngstown State (Nov. 14).

AS A FRESHMAN (2015-16):

Played in 27 of 31 games ... Averaged 1.6 points and 1.8 rebounds per game ... Scored a career-high 11 points in the season opener vs. Wagner ... Grabbed a career-best seven rebounds in 21 minutes at Syracuse... Tallied six points, four rebounds, three steals and three blocks in a win against Delaware State.

HIGH SCHOOL:

Rated the 16th best position player according to ESPN ... Received a four-star rating by Prospectnation.com...Helped lead Marian Catholic to the 2013 Illinois 4A State Title as the Spartans finished with an overall record of 33-1... Named a McDonalds All-American nominee her senior season ... Finished third in the state her junior campaign ... Her team was both Conference and Sectional Champions during her senior campaign ... A finalist for the USA Basketball U17 national team ... Two-time Northwest Indiana Times All-Area Second team selection ... Played her AAU ball for Mac Irvin Fire ... Also played volleyball in high school.

PERSONAL:

Born Sept. 14, 1996 ... Daughter of Andre and Stella Bradley ... Cousin Mo Williams most recently played for the Cleveland Cavaliers ... Major is legal studies.

2018-19 SEASON HIGHS

- **PTS:** 13 vs. Fordham, 12/5/18
- **REBS:** 13 at Northwestern, 11/29/18
- **FGM:** 4, 2x, last vs. Fordham, 12/5/18
- **3FGM:** 3 vs. Fordham, 12/5/18
- **FTM:** 4 vs. West Virginia, 12/8/18
- **ASSTS:** 5 vs. Saint Francis (PA), 12/21/18
- **BLKS:** 3, 2x, last vs. Saint Francis (PA), 12/21/18
- **STLS:** 5 vs. Saint Francis (PA), 12/21/18
- **MINS:** 36 vs. Saint Francis (PA), 12/21/18

CAREER HIGHS

- **PTS:** 17, vs. North Carolina, 1/15/17
- **REBS:** 13, at Northwestern, 11/29/18
- **FGM:** 7, vs. North Carolina, 1/15/17
- **3FGM:** 4, vs. Penn State, 12/17/17
- **FTM:** 6, at No. 10/11 West Virginia, 12/7/17
- **ASSTS:** 7, twice, last vs. Chicago State, 12/31/17
- **BLKS:** 4, vs. Youngstown State, 11/14/16
- **STLS:** 6, at No. 10/11 West Virginia, 12/7/17
- **MINS:** 39, vs. Syracuse, 2/19/18

2018-19 SEASON

PRODUCTION TRACKER

CAREER

| | | |
|---|--------------------|----|
| - | DOUBLE-DOUBLES | 2 |
| 1 | 10+ POINTS | 12 |
| 2 | 10+ REBOUNDS | 3 |
| - | LED PITT IN POINTS | 5 |

2018-19 GAME-BY-GAME STATS

| Opponent | Date | gs | min | Total | | 3-Pointers | | Free throws | | Rebounds | | | | pf | a | t/o | blk | stl | pts | avg | |
|--------------------|----------|----|-----|--------|-------|------------|-------|-------------|-------|----------|-----|-----|-----|-----|----|-----|-----|-----|-----|-----|-----|
| | | | | fg-fga | pct | 3fg-fga | pct | ft-fa | pct | off | def | tot | avg | | | | | | | | |
| UCF | 11/7/18 | * | 31 | 4-6 | .667 | 1-1 | 1.000 | 0-0 | .000 | 2 | 1 | 3 | 3.0 | 4 | 2 | 1 | 1 | 1 | 9 | 9.0 | |
| NEW ORLEANS | 11/9/18 | * | 18 | 1-4 | .250 | 1-1 | 1.000 | 0-0 | .000 | 3 | 4 | 7 | 5.0 | 2 | 2 | 3 | 0 | 3 | 3 | 6.0 | |
| YOUNGSTOWN STATE | 11/13/18 | * | 21 | 1-4 | .250 | 0-1 | .000 | 2-2 | 1.000 | 1 | 2 | 3 | 4.3 | 2 | 4 | 2 | 3 | 3 | 4 | 5.3 | |
| CINCINNATI | 11/16/18 | | 20 | 0-4 | .000 | 0-1 | .000 | 0-0 | .000 | 0 | 2 | 2 | 3.8 | 1 | 1 | 3 | 1 | 1 | 0 | 4.0 | |
| at Georgetown | 11/19/18 | | 12 | 0-1 | .000 | 0-0 | .000 | 0-0 | .000 | 0 | 0 | 0 | 3.0 | 2 | 1 | 1 | 0 | 0 | 0 | 3.2 | |
| vs Wisconsin | 11/23/18 | | 18 | 0-1 | .000 | 0-0 | .000 | 1-2 | .500 | 0 | 1 | 1 | 2.7 | 3 | 0 | 1 | 0 | 2 | 1 | 2.8 | |
| vs Arkansas | 11/24/18 | | 16 | 2-5 | .400 | 1-3 | .333 | 0-0 | .000 | 1 | 3 | 4 | 2.9 | 4 | 1 | 4 | 0 | 0 | 5 | 3.1 | |
| vs Tennessee State | 11/25/18 | | 31 | 2-4 | .500 | 1-1 | 1.000 | 2-2 | 1.000 | 4 | 6 | 10 | 3.8 | 4 | 1 | 3 | 0 | 1 | 7 | 3.6 | |
| at Northwestern | 11/29/18 | | 26 | 3-7 | .429 | 0-3 | .000 | 1-2 | .500 | 3 | 10 | 13 | 4.8 | 4 | 0 | 3 | 0 | 1 | 7 | 4.0 | |
| FORDHAM | 12/5/18 | | 34 | 4-7 | .571 | 3-5 | .600 | 2-4 | .500 | 1 | 4 | 5 | 4.8 | 3 | 0 | 1 | 0 | 2 | 13 | 4.9 | |
| WEST VIRGINIA | 12/8/18 | | 35 | 1-4 | .250 | 0-2 | .000 | 4-4 | 1.000 | 1 | 5 | 6 | 4.9 | 3 | 1 | 2 | 0 | 3 | 6 | 5.0 | |
| UNCW | 12/18/18 | * | 26 | 0-4 | .000 | 0-1 | .000 | 1-2 | .500 | 1 | 3 | 4 | 4.8 | 1 | 0 | 0 | 2 | 3 | 1 | 4.7 | |
| SAINT FRANCIS (PA) | 12/21/18 | * | 36 | 3-8 | .375 | 0-3 | .000 | 2-2 | 1.000 | 3 | 5 | 8 | 5.1 | 4 | 5 | 7 | 3 | 5 | 8 | 4.9 | |
| at Duquesne | 12/29/18 | * | 23 | 2-8 | .250 | 1-3 | .333 | 0-2 | .000 | 0 | 2 | 2 | 4.9 | 3 | 0 | 1 | 1 | 3 | 5 | 4.9 | |
| at Notre Dame | 01/03/19 | * | 19 | 3-8 | .375 | 2-3 | .667 | 0-0 | .000 | 0 | 2 | 2 | 4.7 | 3 | 1 | 1 | 0 | 0 | 8 | 5.1 | |
| Totals | | | 7 | 366 | 26-75 | .347 | 10-28 | .357 | 15-22 | .682 | 20 | 50 | 70 | 4.7 | 43 | 19 | 33 | 11 | 28 | 77 | 5.1 |

Games played: 15
Minutes/game: 24.4
Points/game: 5.1
FG Pct: 34.7
3FG Pct: 35.7
FT Pct: 68.2

Rebounds/game: 4.7
Assists/game: 1.3
Turnovers/game: 2.2
Assist/turnover ratio: 0.6
Steals/game: 1.9
Blocks/game: 0.7

CAREER STATS

| Season | gp-gs | min/avg | Total | | 3-Point | | F-Throws | | Rebounds | | | | Scoring | | | | | | | |
|---------|--------|-----------|---------|------|---------|------|----------|------|----------|-----|-----|-----|---------|----|-----|-----|-----|-----|-----|-----|
| | | | fg-fga | pct | fg-fga | pct | ft-fa | pct | off | def | tot | avg | pf | fo | ast | to | blk | stl | pts | avg |
| 2015-16 | 27-0 | 292/10.8 | 13-48 | .271 | 7-20 | .350 | 10-17 | .588 | 7 | 42 | 49 | 1.8 | 42 | 1 | 18 | 26 | 9 | 19 | 43 | 1.6 |
| 2016-17 | 30-27 | 781/26.0 | 67-188 | .356 | 35-111 | .315 | 23-34 | .676 | 19 | 106 | 125 | 4.2 | 79 | 0 | 78 | 53 | 28 | 51 | 192 | 6.4 |
| 2017-18 | 30-20 | 746/24.9 | 43-159 | .270 | 27-101 | .267 | 23-37 | .622 | 28 | 83 | 111 | 3.7 | 60 | 2 | 71 | 57 | 26 | 49 | 136 | 4.5 |
| 2018-19 | 15-7 | 366/24.4 | 26-75 | .347 | 10-28 | .357 | 15-22 | .682 | 20 | 50 | 70 | 4.7 | 43 | 0 | 19 | 33 | 11 | 28 | 77 | 5.1 |
| TOTAL | 102-54 | 2185/21.4 | 149-470 | .317 | 79-260 | .304 | 71-110 | .645 | 74 | 281 | 355 | 3.5 | 224 | 3 | 186 | 169 | 74 | 147 | 448 | 4.4 |



PIKA RODRIGUEZ <<

20 | GUARD | 5-11 | SOPHOMORE
 HARTFORD, CONN. | CAPITAL PREP MAGNET SCHOOL

BIO HIGHLIGHTS

AS A FRESHMAN (2017-18):
 Made her first appearance as a Panther against Towson (Nov. 19) and saw action in 22 games ... Posted a season 3-point field goal percentage of .411 (30-of-73) ... Went 2-of-4 from 3-point range and 2-of-2 from the free throw line in her first collegiate game against Towson ... All but two (30-of-32) of her made field goals were from 3-point range ... Poured in a season-high 17 points at Virginia (Dec. 28), including a season-best five 3-pointers ... Four double-figure scoring outings ... Played a season-high 27 minutes at Syracuse (Jan. 21).

HIGH SCHOOL:
 Led Capital Prep to three consecutive Connecticut State Championships ... As a junior, she reached the 1,000-point milestone for her career, averaging 17 points and five rebounds per game ... Received all-state second team honors from the New Haven Register in 2016 and earned all-conference second team honors for the 2015 Constitution State Conference Central Division ... Played on the Puerto Rican U18 National Team, garnering All-FIBA Americas first team honors in 2016 ... Played for the Puerto Rican U19 National team at the FIBA World Cup in 2017 and led the team with 14.6 points per game.

PERSONAL:
 Born March 20, 1999 ... Daughter of Carlos and Melissa ... Has an older brother, Romeo, and younger siblings Neo, Antonio, Heaven and Dante ... Enrolled in the Dietrich School of Arts and Sciences.

NOTES

- All but two of her made field goals in 2017-18 were from long range (30 of 32, 94 percent).
- Hit five 3-pointers en route to a season-high 17 points at Virginia (12/28/17).
- Saw action in 22 games as a freshman in 2017-18.
- Posted four double-figure scoring outings.
- **Last appearance:** vs. Wake Forest (ACC Tournament, 2/28/18) - 4 minutes off the bench.

2017-18 SEASON HIGHS

- **PTS:** 17, at Virginia, 12/28/17
- **REBS:** 2, twice, last vs. Bucknell, 12/20/17
- **FGM:** 6, at Virginia, 12/28/17
- **3FGM:** 5, at Virginia, 12/28/17
- **FTM:** 3, at Clemson, 2/1/18
- **ASSTS:** 2, vs. Arkansas State, 11/25/17
- **BLKS:** N/A
- **STLS:** 1, 5x, last at (RV/RV) Miami, 2/15/18
- **MINS:** 27, at (RV/RV) Syracuse, 1/21/18

CAREER HIGHS

- **PTS:** 17, at Virginia, 12/28/17
- **REBS:** 2, twice, last vs. Bucknell, 12/20/17
- **FGM:** 6, at Virginia, 12/28/17
- **3FGM:** 5, at Virginia, 12/28/17
- **FTM:** 3, at Clemson, 2/1/18
- **ASSTS:** 2, vs. Arkansas State, 11/25/17
- **BLKS:** N/A
- **STLS:** 1, 5x, last at (RV/RV) Miami, 2/15/18
- **MINS:** 27, at (RV/RV) Syracuse, 1/21/18

2017-18 SEASON

PRODUCTION TRACKER

CAREER

| | | |
|----|------------------------------|----|
| 4 |10+ POINTS..... | 4 |
| -- |20+ POINTS..... | -- |
| -- |10+ REBOUNDS..... | -- |
| 2 |LED PITT IN POINTS..... | 2 |

2017-18 GAME-BY-GAME STATS

| Opponent | Date | qs | min | Total | | 3-Pointers | | Free throws | | Rebounds | | | | | pts | avg | | | | |
|-------------------|----------|----|------|--------|------|------------|------|-------------|------|----------|-----|-----|-----|----|-----|-----|---|-----|-----|-----|
| | | | | fg-fga | pct | 3fg-fga | pct | ft-fa | pct | off | def | tot | avg | pf | | | a | t/o | blk | stl |
| TOWSON | 11/19/17 | 7 | 2-4 | .500 | 2-4 | .500 | 2-2 | 1.000 | 0 | 0 | 0 | 0 | 0 | 0 | 0 | 0 | 0 | 8 | 8.0 | |
| at Cincinnati | 11/21/17 | 10 | 2-4 | .500 | 2-4 | .500 | 0-0 | .000 | 0 | 2 | 2 | 1.0 | 1 | 0 | 0 | 0 | 0 | 6 | 7.0 | |
| ARKANSAS STATE | 11/25/17 | 9 | 4-6 | .667 | 3-4 | .750 | 0-0 | .000 | 0 | 0 | 0 | 0.7 | 0 | 2 | 0 | 0 | 1 | 11 | 8.3 | |
| WISCONSIN | 11/29/17 | 14 | 3-4 | .750 | 3-4 | .750 | 0-0 | .000 | 0 | 0 | 0 | 0.5 | 0 | 0 | 1 | 0 | 0 | 9 | 8.5 | |
| at Fordham | 12/3/17 | 9 | 0-2 | .000 | 0-1 | .000 | 0-0 | .000 | 0 | 0 | 0 | 0.4 | 0 | 1 | 0 | 0 | 0 | 0 | 6.8 | |
| at West Virginia | 12-7-17 | 3 | 0-1 | .000 | 0-1 | .000 | 0-0 | .000 | 0 | 1 | 1 | 0.5 | 0 | 0 | 0 | 0 | 0 | 0 | 5.7 | |
| UNCW | 12/09/17 | 19 | 4-6 | .667 | 4-6 | .667 | 0-0 | .000 | 0 | 0 | 0 | 0.4 | 3 | 1 | 2 | 0 | 0 | 12 | 6.6 | |
| PENN STATE | 12/17/17 | 4 | 0-2 | .000 | 0-2 | .000 | 0-0 | .000 | 0 | 1 | 1 | 0.5 | 0 | 0 | 1 | 0 | 0 | 0 | 5.8 | |
| BUCKNELL | 12/20/17 | 15 | 2-4 | .500 | 2-4 | .500 | 0-0 | .000 | 0 | 2 | 2 | 0.7 | 0 | 1 | 1 | 0 | 0 | 6 | 5.8 | |
| at Virginia | 12/28/17 | 26 | 6-10 | .600 | 5-8 | .625 | 0-0 | .000 | 0 | 0 | 0 | 0.6 | 3 | 1 | 0 | 0 | 1 | 17 | 6.9 | |
| CHICAGO STATE | 12/31/17 | 19 | 3-11 | .273 | 3-10 | .300 | 0-0 | .000 | 1 | 0 | 1 | 0.6 | 0 | 1 | 0 | 0 | 0 | 9 | 7.1 | |
| WAKE FOREST | 01/04/18 | 7 | 0-2 | .000 | 0-2 | .000 | 0-0 | .000 | 0 | 0 | 0 | 0.6 | 1 | 0 | 1 | 0 | 0 | 0 | 6.5 | |
| at Virginia Tech | 01/11/18 | 9 | 0-3 | .000 | 0-3 | .000 | 0-0 | .000 | 0 | 0 | 0 | 0.5 | 0 | 0 | 0 | 0 | 0 | 0 | 6.0 | |
| GEORGIA TECH | 01/14/18 | 1 | 0-0 | .000 | 0-0 | .000 | 0-0 | .000 | 0 | 0 | 0 | 0.5 | 0 | 1 | 0 | 0 | 0 | 0 | 5.6 | |
| at Syracuse | 01/21/18 | 27 | 2-6 | .333 | 2-6 | .333 | 0-0 | .000 | 0 | 1 | 1 | 0.5 | 0 | 0 | 0 | 0 | 1 | 6 | 5.6 | |
| NOTRE DAME | 01/25/18 | 18 | 4-10 | .400 | 4-10 | .400 | 0-0 | .000 | 0 | 0 | 0 | 0.5 | 0 | 0 | 1 | 0 | 0 | 12 | 6.0 | |
| DUKE | 01/28/18 | 6 | 0-1 | .000 | 0-1 | .000 | 0-0 | .000 | 0 | 1 | 1 | 0.5 | 1 | 0 | 1 | 0 | 0 | 0 | 5.6 | |
| at Clemson | 2/1/18 | 11 | 0-1 | .000 | 0-1 | .000 | 3-4 | .750 | 0 | 1 | 1 | 0.6 | 0 | 1 | 1 | 0 | 1 | 3 | 5.5 | |
| at Boston College | 2/11/18 | 4 | 0-1 | .000 | 0-1 | .000 | 0-0 | .000 | 0 | 0 | 0 | 0.5 | 0 | 0 | 0 | 0 | 0 | 0 | 5.2 | |
| at Miami | 02/15/18 | 2 | 0-0 | .000 | 0-0 | .000 | 0-0 | .000 | 0 | 0 | 0 | 0.5 | 0 | 0 | 0 | 0 | 1 | 0 | 5.0 | |
| at Louisville | 2/25/18 | 2 | 0-0 | .000 | 0-0 | .000 | 0-0 | .000 | 0 | 0 | 0 | 0.5 | 0 | 0 | 1 | 0 | 0 | 0 | 4.7 | |
| vs Wake Forest | 02/28/18 | 4 | 0-1 | .000 | 0-1 | .000 | 0-0 | .000 | 0 | 0 | 0 | 0.5 | 0 | 0 | 0 | 0 | 0 | 0 | 4.5 | |
| Totals | | 0 | 226 | 32-79 | .405 | 30-73 | .411 | 5-6 | .833 | 1 | 9 | 10 | 0.5 | 9 | 9 | 10 | 0 | 5 | 99 | 4.5 |

Games played: 22
 Minutes/game: 10.3
 Points/game: 4.5
 FG Pct: 40.5
 3FG Pct: 41.1
 FT Pct: 83.3

Rebounds/game: 0.5
 Assists/game: 0.4
 Turnovers/game: 0.5
 Assist/turnover ratio: 0.9
 Steals/game: 0.2

CAREER STATS

| Season | gp-gs | min/avg | Total | | 3-Point | | F-Throws | | Rebounds | | | | | Scoring | | | | | | |
|--------------|-------|----------|--------|------|---------|------|----------|------|----------|-----|-----|-----|----|---------|-----|----|-----|-----|-----|-----|
| | | | fg-fga | pct | fg-fga | pct | ft-fa | pct | off | def | tot | avg | pf | fo | ast | to | blk | stl | pts | avg |
| 2017-18 | 22-0 | 226/10.3 | 32-79 | .405 | 30-73 | .411 | 5-6 | .833 | 1 | 9 | 10 | 0.5 | 9 | 0 | 9 | 10 | 0 | 5 | 99 | 4.5 |
| TOTAL | 22-0 | 226/10.3 | 32-79 | .405 | 30-73 | .411 | 5-6 | .833 | 1 | 9 | 10 | 0.5 | 9 | 0 | 9 | 10 | 0 | 5 | 99 | 4.5 |



JAALA HENRY <<

22 | FORWARD | 6-3 | SOPHOMORE
RIVERDALE, MD. | NATIONAL CHRISTIAN ACADEMY

BIO HIGHLIGHTS

AS A FRESHMAN (2017-18):
Made her first appearance as a Panther against Cornell (Nov. 11) and saw action in 23 games ... Scored her first collegiate points against Towson (Nov. 19), contributing four points, four rebounds and two blocks against the Tigers ... Tied a season high with four points at No. 10/11 West Virginia (Dec. 7) and played a season-high 22 minutes.

HIGH SCHOOL:
Named the No. 39 best prospect in the nation by All Star Girls Report ... ESPN ranked her No. 16 for her position and gave her a No. 90 scout grade ... Landed a top-30 ranking for her position by Dan Olson ... Was invited to play with the USA Basketball Women's U16 National Team in 2015.

PERSONAL:
Born April 22, 1999 ... Daughter of Lamont and Jackie ... Has three sisters and two brothers ... Major is psychology.

NOTES

- Recorded a career-high five points two times this season, 11/9/18 vs. New Orleans and 12/21/18 vs. Saint Francis (PA)
- Played a season-high 16 minutes against #2 Notre Dame.
- Saw action in 23 games as a freshman in 2017-18.
- Played a season-high 22 minutes twice, last against Wake Forest in the ACC Tournament (2/28/18).
- Last appearance:** came off the bench at #2 Notre Dame - 16 mins, 2 pts, 5 rebs, 1 stl

2018-19 SEASON HIGHS

- PTS:** 5, 2x, last vs. Saint Francis (PA), 12/21/18
- REBS:** 6, vs. New Orleans, 11/9/18
- FGM:** 2, 2x, last vs. Saint Francis (PA), 12/21/18
- 3FGM:** -
- FTM:** 1, 3x, last vs. Saint Francis (PA), 12/21/18
- ASSTS:** 1, vs. New Orleans, 11/9/18
- BLKS:** 2, vs. New Orleans, 11/9/18
- STLS:** 1, 2x, last vs. Saint Francis (PA), 12/21/18
- MINS:** 16, at #2 Notre Dame, 1/3/19

CAREER HIGHS

- PTS:** 5, 2x, last vs. Saint Francis (PA), 12/21/18
- REBS:** 6, vs. New Orleans, 11/9/18
- FGM:** 2, 3x, last vs. Saint Francis (PA), 12/21/18
- 3FGM:** -
- FTM:** 2, vs. Towson, 11/19/17
- ASSTS:** 1, 4x, last vs. New Orleans, 11/9/18
- BLKS:** 2, 5x, last vs. New Orleans, 11/9/18
- STLS:** 2, twice, last vs. Wake Forest, 2/28/18
- MINS:** 22, twice, last vs. Wake Forest, 2/28/18

2018-19 SEASON

PRODUCTION TRACKER

CAREER

| | | |
|---|----------------|---|
| - | DOUBLE-DOUBLES | - |
| - | 10+ POINTS | - |
| - | 20+ POINTS | - |
| - | 10+REBOUNDS | - |

2018-19 GAME-BY-GAME STATS

| Opponent | Date | gs | min | Total | | 3-Pointers | | Free throws | | Rebounds | | | | pf | a | t/o | blk | stl | pts | avg |
|--------------------|----------|-----|-----|--------|------|------------|------|-------------|------|----------|-----|-----|-----|----|---|-----|-----|-----|-----|-----|
| | | | | fg-fga | pct | 3fg-fga | pct | ft-fa | pct | off | def | tot | avg | | | | | | | |
| UCF | 11/7/18 | 2 | 0-0 | .000 | 0-0 | .000 | 0-0 | .000 | 0 | 0 | 0 | 0.0 | 2 | 0 | 0 | 0 | 0 | 0 | 0 | 0.0 |
| NEW ORLEANS | 11/9/18 | 12 | 2-2 | 1.000 | 0-0 | .000 | 1-2 | .500 | 2 | 4 | 6 | 3.0 | 1 | 1 | 0 | 2 | 0 | 5 | 2.5 | |
| YOUNGSTOWN STATE | 11/13/18 | 5 | 0-0 | .000 | 0-0 | .000 | 0-0 | .000 | 0 | 0 | 0 | 2.0 | 1 | 0 | 1 | 0 | 0 | 0 | 1.7 | |
| CINCINNATI | 11/16/18 | 1 | 0-0 | .000 | 0-0 | .000 | 0-0 | .000 | 0 | 0 | 0 | 1.5 | 0 | 0 | 0 | 0 | 0 | 0 | 1.3 | |
| at Georgetown | 11/19/18 | 3 | 0-0 | .000 | 0-0 | .000 | 0-0 | .000 | 0 | 1 | 1 | 1.4 | 0 | 0 | 1 | 0 | 0 | 0 | 1.0 | |
| vs Wisconsin | 11/23/18 | 3 | 0-0 | .000 | 0-0 | .000 | 0-0 | .000 | 0 | 0 | 0 | 1.2 | 0 | 0 | 0 | 0 | 0 | 0 | 0.8 | |
| vs Arkansas | 11/24/18 | 1 | 0-0 | .000 | 0-0 | .000 | 0-0 | .000 | 0 | 1 | 1 | 1.1 | 1 | 0 | 1 | 0 | 0 | 0 | 0.8 | |
| vs Tennessee State | 11/25/18 | 7 | 0-2 | .000 | 0-0 | .000 | 1-2 | .500 | 0 | 0 | 0 | 1.0 | 5 | 0 | 3 | 0 | 1 | 1 | 0.8 | |
| FORDHAM | 12/5/18 | 3 | 1-2 | .500 | 0-0 | .000 | 0-0 | .000 | 0 | 1 | 1 | 1.0 | 0 | 0 | 0 | 0 | 0 | 2 | 0.9 | |
| WEST VIRGINIA | 12/8/18 | 9 | 0-2 | .000 | 0-0 | .000 | 0-0 | .000 | 0 | 1 | 1 | 1.0 | 4 | 0 | 0 | 0 | 0 | 0 | 0.8 | |
| UNCW | 12/18/18 | 1 | 0-0 | .000 | 0-0 | .000 | 0-0 | .000 | 0 | 0 | 0 | 0.9 | 0 | 0 | 0 | 0 | 0 | 0 | 0.7 | |
| SAINT FRANCIS (PA) | 12/21/18 | 6 | 2-2 | 1.000 | 0-0 | .000 | 1-5 | .200 | 1 | 0 | 1 | 0.9 | 1 | 0 | 0 | 0 | 1 | 5 | 1.1 | |
| at Duquesne | 12/29/18 | dnp | - | - | - | - | - | - | - | - | - | - | - | - | - | - | - | - | - | |
| at Notre Dame | 01/03/19 | 16 | 1-2 | .500 | 0-0 | .000 | 0-0 | .000 | 2 | 3 | 5 | 1.2 | 0 | 0 | 2 | 0 | 1 | 2 | 1.2 | |
| Totals | | 1 | 69 | 6-12 | .500 | 0-0 | .000 | 3-9 | .333 | 5 | 11 | 16 | 1.2 | 15 | 1 | 8 | 2 | 3 | 15 | 1.2 |

Games played: 13
Minutes/game: 5.3
Points/game: 1.2
FG Pct: 50.0
FT Pct: 33.3

Rebounds/game: 1.2
Assists/game: 0.1
Turnovers/game: 0.6
Assist/turnover ratio: 0.1
Steals/game: 0.2
Blocks/game: 0.2

CAREER STATS

| Season | gp-gs | min/avg | Total | | 3-Point | | F-Throws | | Rebounds | | | | Scoring | | | | | | | |
|--------------|-------------|----------------|--------------|-------------|------------|-------------|-------------|-------------|-----------|-----------|-----------|------------|-----------|----------|----------|-----------|-----------|-----------|-----------|------------|
| | | | fg-fga | pct | fg-fga | pct | ft-fa | pct | off | def | tot | avg | pf | fo | ast | to | blk | stl | pts | avg |
| 2017-18 | 23-0 | 241/10.5 | 6-23 | .261 | 0-0 | .000 | 3-12 | .250 | 12 | 29 | 41 | 1.8 | 32 | 0 | 3 | 12 | 14 | 8 | 15 | 0.7 |
| 2018-19 | 13-1 | 69/5.3 | 6-12 | .500 | 0-0 | .000 | 3-9 | .333 | 5 | 11 | 16 | 1.2 | 15 | 1 | 1 | 8 | 2 | 3 | 15 | 1.2 |
| TOTAL | 36-1 | 310/8.6 | 12-35 | .343 | 0-0 | .000 | 6-21 | .286 | 17 | 40 | 57 | 1.6 | 47 | 1 | 4 | 20 | 16 | 11 | 30 | 0.8 |



ALAYNA GRIBBLE <<

23 | GUARD | 6-0 | JUNIOR
PITTSBURGH, PA. | NORWIN HS

NOTES

- Ranks 10th in program history for three-point field goals made (94).
- Played in the first five games of the season before sustaining an injury
- Netted a season-high 17 points including five three-pointers in the win over New Orleans
- **Last appearance:** came off the bench at Georgetown (11/19/18) -- 3 pts, 3 rebs

BIO HIGHLIGHTS

AS A SOPHOMORE (2017-18):
Started 14 of 22 games played ... Led team with 1.9 threes made per game ... Moved into Pitt's top 10 for career 3-pointers, reaching 88 to tie Shavonte Zellous (2005-09) ... Missed seven games due to a broken nose and concussion suffered in practice following the Panthers' game at Fordham (Dec. 3) ... Returned to action at North Carolina (Jan.7) ... In her third game upon her return (vs. Georgia Tech, Jan. 14), tied the school record for single-game 3-pointers made for the second time in her career, hitting seven ... Tallied a career high with 29 points against the Yellow Jackets ... Her 29 points stands as the individual high performance by a Panther this season ... Six double-figure scoring outings.

AS A FRESHMAN (2016-17):
Appeared in 26 games, earning the first start of her career at Wake Forest, (Feb. 5) ... Missed three games early in the season due to plantar fasciitis ... Tied a program record with seven 3-pointers made at No. 24/21 Syracuse (Feb. 2) while pouring in a season-high 23 points against the Orange ... Led the Panthers with 1.8 3-pointers made per game ... Grabbed a season-high six rebounds in her first collegiate game against Mount St. Mary's (Nov. 12) ... Let Pitt in scoring in four contests ... Six double-figure scoring games.

HIGH SCHOOL:
One of the most decorated local products out of Norwin HS ... back-to-back WPIAL AAAA Girls Basketball Champion and Player of the Game for the WPIAL Championship ... all-time leading scorer at Norwin (1,782 points) ... McDonald's All-America nominee ... 2016 Pittsburgh Post-Gazette Player of the Year ... two-time Post-Gazette Fab Five and AAAA Player of the Year ... three-time Post-Gazette All-Section first team ... two-time Tribune-Review Player of the Year ... three-time-Tribune-Review Terrific 10 ... winner of the 2016 Judge Driscoll Westmoreland County Scholar Athlete award ... two-time member of the AAAA PA Sports Writers All-State Team ... ranked No. 33 for her position and No. 188 overall by Prospects Nation ... ranked No. 55 for her position by EPSN ... ranked No. 196 by Blue Star Basketball ... graduated with honors and a 3.8 GPA ... member of National Honor Society, Interact Club and Senior Youth Ministry ... played volleyball her freshman year of high school ... volunteered with You've Got a Friend Day, working with special needs children ... also volunteered at church fairs and as a youth basketball coach ... won essay contests from the Society for Biomedical Research and VFW.

PERSONAL:
Born Dec. 5, 1997 ... Daughter of Dan and Dena Gribble ... Has two younger sisters, Olivia and Erica ... Major is accounting.

2018-19 SEASON HIGHS

- **PTS:** 17, vs. New Orleans, 11/9/18
- **REBS:** 6, vs. Cincinnati (11/16/18)
- **FGM:** 6, vs. New Orleans, 11/9/18
- **3FGM:** 5, vs. New Orleans, 11/9/18
- **FTM:** -
- **ASSTS:** 2, vs. New Orleans, 11/9/18
- **BLKS:** 1, vs. New Orleans, 11/9/18
- **STLS:** 1, twice, last vs. YSU, 11/13/18
- **MINS:** 16, vs. New Orleans, 11/9/18

CAREER HIGHS

- **PTS:** 29, vs. (RV) Georgia Tech, 1/14/18
- **REBS:** 6, twice, last vs. Cincinnati (11/16/18)
- **FGM:** 9, vs. (RV) Georgia Tech, 1/14/18
- **3FGM:** 7, twice, last vs. (RV) Georgia Tech, 1/14/18
- **FTM:** 4, vs. (RV) Georgia Tech, 1/14/18
- **ASSTS:** 4, vs. Syracuse, 2/19/18
- **BLKS:** 2, twice, last vs. Duquesne, 11/16/17
- **STLS:** 3, vs. No. 2/2 Louisville, 1/18/18
- **MINS:** 35, twice, last at (RV) Wake Forest, 2/5/17

2018-19 SEASON

PRODUCTION TRACKER

CAREER

| | | |
|---|--------------------|----|
| 1 | 10+ POINTS | 14 |
| - | 20+ POINTS | 2 |
| - | 30+ MINUTES | 9 |
| - | LED PITT IN POINTS | 7 |

2018-19 GAME-BY-GAME STATS

| Opponent | Date | gs | min | Total | | 3-Pointers | | Free throws | | Rebounds | | | | pts | avg | | | | | |
|--------------------|----------|-----|------|--------|------|------------|------|-------------|-------|----------|-----|-----|-----|-----|-----|---|---|----|------|-----|
| | | | | fg-fga | pct | 3fg-fga | pct | ft-fa | pct | off | def | tot | avg | | | | | | | |
| UCF | 11/7/18 | dnp | - | - | - | - | - | - | - | - | - | - | - | - | - | | | | | |
| NEW ORLEANS | 11/9/18 | 16 | 6-11 | .545 | 5-10 | .500 | 0-0 | .000 | 0 | 1 | 1 | 1.0 | 0 | 2 | 2 | 1 | 1 | 17 | 17.0 | |
| YOUNGSTOWN STATE | 11/13/18 | 9 | 1-4 | .250 | 1-3 | .333 | 0-0 | .000 | 1 | 3 | 4 | 2.5 | 0 | 0 | 0 | 0 | 1 | 3 | 10.0 | |
| CINCINNATI | 11/16/18 | 18 | 1-3 | .333 | 1-2 | .500 | 2-2 | 1.000 | 1 | 5 | 6 | 3.7 | 1 | 0 | 0 | 0 | 0 | 5 | 8.3 | |
| at Georgetown | 11/19/18 | 17 | 1-6 | .167 | 1-5 | .200 | 0-0 | .000 | 0 | 3 | 3 | 3.5 | 3 | 0 | 0 | 0 | 0 | 3 | 7.0 | |
| vs Wisconsin | 11/23/18 | dnp | - | - | - | - | - | - | - | - | - | - | - | - | - | - | - | - | - | |
| vs Arkansas | 11/24/18 | dnp | - | - | - | - | - | - | - | - | - | - | - | - | - | - | - | - | - | |
| vs Tennessee State | 11/25/18 | dnp | - | - | - | - | - | - | - | - | - | - | - | - | - | - | - | - | - | |
| FORDHAM | 12/5/18 | dnp | - | - | - | - | - | - | - | - | - | - | - | - | - | - | - | - | - | |
| WEST VIRGINIA | 12/8/18 | dnp | - | - | - | - | - | - | - | - | - | - | - | - | - | - | - | - | - | |
| UNCW | 12/18/18 | dnp | - | - | - | - | - | - | - | - | - | - | - | - | - | - | - | - | - | |
| SAINT FRANCIS (PA) | 12/21/18 | dnp | - | - | - | - | - | - | - | - | - | - | - | - | - | - | - | - | - | |
| at Duquesne | 12/29/18 | dnp | - | - | - | - | - | - | - | - | - | - | - | - | - | - | - | - | - | |
| Totals | | 0 | 60 | 9-24 | .375 | 8-20 | .400 | 2-2 | 1.000 | 2 | 12 | 14 | 3.5 | 4 | 2 | 2 | 1 | 2 | 28 | 7.0 |

Games played: 4
Minutes/game: 15.0
Points/game: 7.0
FG Pct: 37.5
3FG Pct: 40.0
FT Pct: 100.0

Rebounds/game: 3.5
Assists/game: 0.5
Turnovers/game: 0.5
Assist/turnover ratio: 1.0
Steals/game: 0.5
Blocks/game: 0.3

CAREER STATS

| Season | gp-gs | min/avg | Total | | 3-Point | | F-Throws | | Rebounds | | | | Scoring | | | | | | | |
|--------------|--------------|------------------|----------------|-------------|---------------|-------------|--------------|-------------|-----------|-----------|------------|------------|-----------|----------|-----------|-----------|----------|-----------|------------|------------|
| | | | fg-fga | pct | fg-fga | pct | ft-fa | pct | off | def | tot | avg | pf | fo | ast | to | blk | stl | pts | avg |
| 2016-17 | 26-1 | 526/20.2 | 59-185 | .319 | 46-154 | .299 | 10-14 | .714 | 11 | 44 | 55 | 2.1 | 46 | 0 | 20 | 21 | 6 | 11 | 174 | 6.7 |
| 2017-18 | 22-14 | 502/22.8 | 56-138 | .406 | 42-108 | .389 | 15-24 | .625 | 8 | 28 | 36 | 1.6 | 41 | 0 | 19 | 25 | 2 | 12 | 169 | 7.7 |
| 2018-19 | 4-0 | 60/15.0 | 9-24 | .375 | 8-20 | .400 | 2-2 | 1.000 | 2 | 12 | 14 | 3.5 | 4 | 0 | 2 | 2 | 1 | 2 | 28 | 7.0 |
| TOTAL | 52-15 | 1088/20.9 | 124-347 | .357 | 96-282 | .340 | 27-40 | .675 | 21 | 84 | 105 | 2.0 | 91 | 0 | 41 | 48 | 9 | 25 | 371 | 7.1 |



KALISTA WALTERS <<

32 | CENTER | 6-1 | SENIOR
 FLEETWOOD, PA. | BETHLEHEM CATHOLIC HS

NOTES

- Has scored in double figures twice this season
- Scored a season-high 15 points in the win over Arkansas (11/24/18)
- Grabbed a season-high nine rebounds twice this season (New Orleans, #2 Notre Dame)
- Member of the 2018 All-ACC Academic Team.
- **Last appearance:** Came off the bench at #2 Notre Dame - 18 mins, 4 pts, 9 rebs, 1 asst, 1 blk, 1 stl

BIO HIGHLIGHTS

AS A JUNIOR (2017-18):
 Named to All-ACC Academic Team ... Posted the fifth-most blocks made by a junior in program history (53) ... One of three Panthers to start all 30 games (Yacine Diop, Jasmine Whitney) ... Holds the team's current longest starting streak at 38 games, dating back to Pitt's game at Wake Forest on Feb. 5, 2017 ... Set a program record for single-game field goal percentage with a 12-of-12 performance from the floor against Chicago State (Dec. 31) ... Pulled down a career-high 16 rebounds in the first game of the season against Youngstown State (Nov. 10) ... Second on the team with five double-doubles, most in a single season for her career ... Listed 11 double-figure scoring outings with three of 20 points or more ... Led team with eight double-figure rebound outings ... Blocked the 100th shot of her career at Clemson (Feb. 1).

AS A SOPHOMORE (2016-17):
 Appeared in all 30 games ... Joined the starting lineup at (RV) Wake Forest (Feb. 5) and remained for the preceding final seven games of the season ... Led the Panthers with a .584 (97-of-166) field goal percentage ... Third leading scorer for Pitt with 7.5 points per game ... Scored a season-high 19 points off the bench in the Panthers' win against Boston College (Jan. 5) ... Posted the first double-double of her career with 11 points and a career-high 10 rebounds against Slippery Rock (Nov. 23) ... Had career highs of four assists and four steals in Pitt's ACC Tournament game against North Carolina (March 1) ... Nine double-figure scoring outings.

AS A FRESHMAN (2015-16):
 Played in all 31 games, starting the first 19 ... Averaged 8.1 points and 3.0 rebounds per game ... Tallied 13 double figure scoring games ... Scored a career-high 26 points at Saint Francis ... Added 22 points against Duquesne ... Led the Panthers in scoring during nonconference play at 12.8 points per game ... Had four straight double-figure scoring games to begin ACC play.

HIGH SCHOOL:
 A consensus top 75 recruit, ranked no. 71 by jumpoffplus.com, no. 72 by Prospectnation.com and No. 73 by All-Star Girls Report ... ESPN ranked her the 19th best power forward in the country... A three-time Allentown/Lehigh Player of the Year... Averaged 22.1 points and 9.7 rebounds ... Averaged 21 points, 9.3 rebounds, 1.3 assists and 3.3 blocks during her junior season ... Scored 2,273 career points ... Three-time PIAA Class AAA First Team All-State Performer and a two-time Pennsylvania Sports Writers First Team All-State selection ... Received her region's Individual Performance Award for scoring 42 points and grabbing 17 rebounds in a game against Central Catholic ... Reached 1,000 career points by her sophomore season and hit 2,000 career points by her senior year ... Three time league MVP ... 2015 Miss PA Basketball Finalist ... Played her AAU basketball for Philly Triple Threat.

PERSONAL:
 Born Dec. 23, 1996 ... Daughter of Arnold and Rosemary Alleyne ... Has three sisters: Keyara, Olivia and Jayla ... Major is media and professional communication.

2018-19 SEASON HIGHS

- **PTS:** 15, vs. Arkansas, 11/24/18
- **REBS:** 9, vs. New Orleans, 11/9/18
- **FGM:** 7, vs. Arkansas, 11/24/18
- **3FGM:** -
- **FTM:** 2, vs. UCF, 11/7/18
- **ASSTS:** 5, vs. Tennessee State, 11/25/18
- **BLKS:** 3 vs. Fordham, 12/5/18
- **STLS:** 4, vs. New Orleans, 11/9/18
- **MINS:** 27, vs. YSU, 11/13/18

CAREER HIGHS

- **PTS:** 26, vs. Saint Francis, 11/16/15
- **REBS:** 16, vs. YSU, 11/10/17
- **FGM:** 12 twice, last vs. Chicago State, 12/31/17
- **3FGM:** 1, vs. American, 12/22/15
- **FTM:** 5, vs. Boston College, 1/5/17
- **ASSTS:** 5, vs. Tennessee State, 11/25/18
- **BLKS:** 5, twice, last at (RV/RV) Syracuse, 1/21/18
- **STLS:** 5, vs. No. 10/11 Florida State, 2/4/18
- **MINS:** 40, twice, last at Virginia, 12/28/17

2018-19 SEASON

PRODUCTION TRACKER

CAREER

| | | |
|---|----------------|----|
| 2 | DOUBLE-DOUBLES | 6 |
| - | 10+ POINTS | 35 |
| - | 20+ POINTS | 5 |
| - | 10+REBOUNDS | 9 |

2018-19 GAME-BY-GAME STATS

| Opponent | Date | qs | min | Total | | 3-Pointers | | Free throws | | Rebounds | | | | pts | | | avg | | | | |
|--------------------|----------|----|-----|-------|-------|------------|------|-------------|-------|----------|-----|-----|-----|-----|----|-----|-----|-----|-----|-----|-----|
| | | | | fg | fqa | fg | fqa | ft | fita | off | def | tot | avg | pf | a | t/o | | blk | stl | | |
| UCF | 11/7/18 | * | 22 | 1-2 | .500 | 0-0 | .000 | 2-2 | 1.000 | 3 | 2 | 5 | 5.0 | 1 | 0 | 2 | 2 | 0 | 4 | 4.0 | |
| NEW ORLEANS | 11/9/18 | | 20 | 3-7 | .429 | 0-0 | .000 | 1-2 | .500 | 2 | 7 | 9 | 7.0 | 3 | 0 | 2 | 2 | 4 | 7 | 5.5 | |
| YOUNGSTOWN STATE | 11/13/18 | | 27 | 5-7 | .714 | 0-0 | .000 | 0-1 | .000 | 2 | 5 | 7 | 7.0 | 1 | 1 | 1 | 1 | 3 | 10 | 7.0 | |
| CINCINNATI | 11/16/18 | * | 13 | 1-2 | .500 | 0-0 | .000 | 0-0 | .000 | 1 | 3 | 4 | 6.3 | 2 | 0 | 0 | 1 | 0 | 2 | 5.8 | |
| at Georgetown | 11/19/18 | | 15 | 1-3 | .333 | 0-0 | .000 | 0-0 | .000 | 3 | 1 | 4 | 5.8 | 2 | 1 | 2 | 0 | 2 | 2 | 5.0 | |
| vs Wisconsin | 11/23/18 | | 17 | 0-2 | .000 | 0-0 | .000 | 0-2 | .000 | 1 | 4 | 5 | 5.7 | 4 | 0 | 1 | 1 | 0 | 0 | 4.2 | |
| vs Arkansas | 11/24/18 | | 22 | 7-9 | .778 | 0-0 | .000 | 1-2 | .500 | 3 | 4 | 7 | 5.9 | 1 | 3 | 0 | 1 | 1 | 15 | 5.7 | |
| vs Tennessee State | 11/25/18 | | 24 | 1-1 | 1.000 | 0-0 | .000 | 1-4 | .250 | 3 | 3 | 6 | 5.9 | 4 | 5 | 2 | 0 | 0 | 3 | 5.4 | |
| at Northwestern | 11/29/18 | | 20 | 1-1 | 1.000 | 0-0 | .000 | 0-0 | .000 | 0 | 2 | 2 | 5.4 | 3 | 0 | 1 | 0 | 0 | 2 | 5.0 | |
| FORDHAM | 12/5/18 | | 17 | 0-0 | .000 | 0-0 | .000 | 0-0 | .000 | 1 | 3 | 4 | 5.3 | 2 | 2 | 2 | 3 | 0 | 0 | 4.5 | |
| WEST VIRGINIA | 12/8/18 | | 9 | 0-0 | .000 | 0-0 | .000 | 0-0 | .000 | 0 | 0 | 0 | 4.8 | 0 | 0 | 1 | 0 | 0 | 0 | 4.1 | |
| UNCW | 12/18/18 | | 8 | 1-1 | 1.000 | 0-0 | .000 | 0-0 | .000 | 2 | 1 | 3 | 4.7 | 0 | 0 | 0 | 0 | 0 | 2 | 3.9 | |
| SAINT FRANCIS (PA) | 12/21/18 | | 11 | 1-1 | 1.000 | 0-0 | .000 | 0-0 | .000 | 1 | 0 | 1 | 4.4 | 0 | 0 | 0 | 1 | 0 | 2 | 3.8 | |
| at Duquesne | 12/29/18 | * | 21 | 0-0 | .000 | 0-0 | .000 | 0-0 | .000 | 2 | 4 | 6 | 4.5 | 1 | 2 | 0 | 0 | 2 | 0 | 3.5 | |
| at Notre Dame | 01/03/19 | | 18 | 2-2 | 1.000 | 0-0 | .000 | 0-0 | .000 | 5 | 4 | 9 | 4.8 | 2 | 1 | 2 | 1 | 1 | 4 | 3.5 | |
| Totals | | | 3 | 264 | 24-38 | .632 | 0-0 | .000 | 5-13 | .385 | 29 | 43 | 72 | 4.8 | 26 | 15 | 16 | 13 | 13 | 53 | 3.5 |

Games played: 15
 Minutes/game: 17.6
 Points/game: 3.5
 FG Pct: 63.2
 FT Pct: 38.5

Rebounds/game: 4.8
 Assists/game: 1.0
 Turnovers/game: 1.1
 Assist/turnover ratio: 0.9
 Steals/game: 0.9
 Blocks/game: 0.9

CAREER STATS

| Season | gp-gs | min/avg | Total | | 3-Point | | F-Throws | | Rebounds | | | | pts | | | Scoring | | | | |
|---------|--------|-----------|---------|------|---------|------|----------|------|----------|-----|-----|-----|-----|----|----|---------|-----|-----|-----|-----|
| | | | fg | fqa | fqa | pct | ft | fita | pct | off | def | tot | avg | pf | fo | ast | to | blk | stl | pts |
| 2015-16 | 31-19 | 643/20.7 | 109-214 | .509 | 0-1 | .000 | 32-62 | .516 | 41 | 52 | 93 | 3.0 | 61 | 0 | 9 | 36 | 31 | 27 | 250 | 8.1 |
| 2016-17 | 30-8 | 702/23.4 | 97-166 | .584 | 0-0 | .000 | 31-45 | .689 | 35 | 85 | 120 | 4.0 | 54 | 0 | 30 | 33 | 26 | 31 | 225 | 7.5 |
| 2017-18 | 30-30 | 888/29.6 | 130-195 | .667 | 0-0 | .000 | 21-47 | .447 | 71 | 115 | 186 | 6.2 | 82 | 3 | 40 | 49 | 53 | 47 | 281 | 9.4 |
| 2018-19 | 15-3 | 264/17.6 | 24-38 | .632 | 0-0 | .000 | 5-13 | .385 | 29 | 43 | 72 | 4.8 | 26 | 0 | 15 | 16 | 13 | 13 | 53 | 3.5 |
| TOTAL | 106-60 | 2497/23.6 | 360-613 | .587 | 0-1 | .000 | 89-167 | .533 | 176 | 295 | 471 | 4.4 | 223 | 3 | 94 | 134 | 123 | 118 | 809 | 7.6 |

>> 2018-19 COMBINED SEASON STATISTICS

| RECORD: | OVERALL | HOME | AWAY | NEUTRAL |
|----------------|---------|------|------|---------|
| ALL GAMES | 9-6 | 5-3 | 2-2 | 2-1 |
| CONFERENCE | 0-1 | 0-0 | 0-1 | 0-0 |
| NON-CONFERENCE | 9-5 | 5-3 | 2-1 | 2-1 |

| # | Player | gp-gs | min | avg | Total | | 3-Point | | F-Throw | | Rebounds | | | | pf | dq | a | to | blk | stl | pts | avg | | |
|----------------|-----------------|-------|------|------|---------|------|---------|------|---------|-------|----------|-----|-----|------|-----|----|-----|-----|-----|-----|-----|------|--|--|
| | | | | | fg-fga | fg% | 3fg-fga | 3fg% | ft-fa | ft% | off | def | tot | avg | | | | | | | | | | |
| 02 | Aysia Bugg | 5-5 | 148 | 29.6 | 26-64 | .406 | 9-30 | .300 | 9-14 | .643 | 2 | 10 | 12 | 2.4 | 8 | 0 | 17 | 8 | 0 | 1 | 70 | 14.0 | | |
| 04 | Cassidy Walsh | 15-15 | 459 | 30.6 | 58-157 | .369 | 29-81 | .358 | 13-17 | .765 | 8 | 43 | 51 | 3.4 | 29 | 0 | 38 | 25 | 2 | 12 | 158 | 10.5 | | |
| 01 | Danielle Garven | 15-14 | 398 | 26.5 | 59-145 | .407 | 0-1 | .000 | 32-42 | .762 | 24 | 45 | 69 | 4.6 | 34 | 1 | 27 | 48 | 5 | 9 | 150 | 10.0 | | |
| 03 | Jasmine Whitney | 15-12 | 422 | 28.1 | 40-120 | .333 | 8-29 | .276 | 49-59 | .831 | 9 | 38 | 47 | 3.1 | 30 | 0 | 55 | 38 | 3 | 24 | 137 | 9.1 | | |
| 23 | Alayna Gribble | 4-0 | 60 | 15.0 | 9-24 | .375 | 8-20 | .400 | 2-2 | 1.000 | 2 | 12 | 14 | 3.5 | 4 | 0 | 2 | 2 | 1 | 2 | 28 | 7.0 | | |
| 11 | Cara Judkins | 15-11 | 310 | 20.7 | 38-76 | .500 | 0-0 | .000 | 15-36 | .417 | 34 | 64 | 98 | 6.5 | 37 | 0 | 7 | 36 | 20 | 5 | 91 | 6.1 | | |
| 13 | Kyla Nelson | 15-7 | 331 | 22.1 | 31-79 | .392 | 22-53 | .415 | 7-9 | .778 | 12 | 24 | 36 | 2.4 | 27 | 0 | 16 | 33 | 3 | 7 | 91 | 6.1 | | |
| 14 | Kauai Bradley | 15-7 | 366 | 24.4 | 26-75 | .347 | 10-28 | .357 | 15-22 | .682 | 20 | 50 | 70 | 4.7 | 43 | 0 | 19 | 33 | 11 | 28 | 77 | 5.1 | | |
| 32 | Kalista Walters | 15-3 | 264 | 17.6 | 24-38 | .632 | 0-0 | .000 | 5-13 | .385 | 29 | 43 | 72 | 4.8 | 26 | 0 | 15 | 16 | 13 | 13 | 53 | 3.5 | | |
| 00 | Jahsyni Knight | 12-0 | 152 | 12.7 | 9-34 | .265 | 0-2 | .000 | 6-15 | .400 | 6 | 10 | 16 | 1.3 | 16 | 0 | 12 | 17 | 0 | 13 | 24 | 2.0 | | |
| 22 | Jaala Henry | 13-1 | 69 | 5.3 | 6-12 | .500 | 0-0 | .000 | 3-9 | .333 | 5 | 11 | 16 | 1.2 | 15 | 1 | 1 | 8 | 2 | 3 | 15 | 1.2 | | |
| 10 | Ismini Prapa | 10-0 | 46 | 4.6 | 2-9 | .222 | 0-1 | .000 | 0-2 | .000 | 3 | 1 | 4 | 0.4 | 8 | 0 | 5 | 8 | 1 | 0 | 4 | 0.4 | | |
| Team | | | | | | | | | | | 32 | 41 | 73 | | | | | | | | | | | |
| Total..... | | 15 | 3025 | | 328-833 | .394 | 86-245 | .351 | 156-240 | .650 | 186 | 392 | 578 | 38.5 | 277 | 2 | 214 | 283 | 61 | 117 | 898 | 59.9 | | |
| Opponents..... | | 15 | 3025 | | 334-905 | .369 | 96-343 | .280 | 161-247 | .652 | 214 | 350 | 564 | 37.6 | 234 | - | 195 | 235 | 65 | 109 | 925 | 61.7 | | |

| TEAM STATISTICS | UP | OPP | Date | Opponent | Score | Att. |
|------------------------|---------|---------|---------------------|--------------------|-----------|------|
| SCORING | 898 | 925 | 11/7/18 | UCF | L 58-61 | 9657 |
| Points per game | 59.9 | 61.7 | 11/9/18 | NEW ORLEANS | w 90-38 | 531 |
| Scoring margin | -1.8 | - | 11/13/18 | YOUNGSTOWN STATE | L 55-64 | 568 |
| FIELD GOALS-ATT | 328-833 | 334-905 | 11/16/18 | CINCINNATI | w 65-48 | 735 |
| Field goal pct | .394 | .369 | 11/19/18 | at Georgetown | L 41-70 | 399 |
| 3 POINT FG-ATT | 86-245 | 96-343 | 11/23/18 | vs Wisconsin | L 42-57 | 750 |
| 3-point FG pct | .351 | .280 | 11/24/18 | vs Arkansas | w 61-54 | 143 |
| 3-pt FG made per game | 5.7 | 6.4 | 11/25/18 | vs Tennessee State | w 78-56 | 123 |
| FREE THROWS-ATT | 156-240 | 161-247 | 11/29/18 | at Northwestern | w 52-49 | 411 |
| Free throw pct | .650 | .652 | 12/5/18 | FORDHAM | w 65-62 | 569 |
| F-Throws made per game | 10.4 | 10.7 | 12/8/18 | WEST VIRGINIA | L 43-77 | 674 |
| REBOUNDS | 578 | 564 | 12/18/18 | UNCW | w 60-56 | 435 |
| Rebounds per game | 38.5 | 37.6 | 12/21/18 | SAINT FRANCIS (PA) | wot 78-75 | 626 |
| Rebounding margin | +0.9 | - | 12/29/18 | at Duquesne | w 66-58 | 2234 |
| ASSISTS | 214 | 195 | * 01/03/19 | at Notre Dame | L 44-100 | 8566 |
| Assists per game | 14.3 | 13.0 | | | | |
| TURNOVERS | 283 | 235 | * - Conference game | | | |
| Turnovers per game | 18.9 | 15.7 | | | | |
| Turnover margin | -3.2 | - | | | | |
| Assist/turnover ratio | 0.8 | 0.8 | | | | |
| STEALS | 117 | 109 | | | | |
| Steals per game | 7.8 | 7.3 | | | | |
| BLOCKS | 61 | 65 | | | | |
| Blocks per game | 4.1 | 4.3 | | | | |
| ATTENDANCE | 13795 | 12626 | | | | |
| Home games-Avg/Game | 8-1724 | 4-2902 | | | | |
| Neutral site-Avg/Game | - | 3-339 | | | | |

| Score by Periods | 1st | 2nd | 3rd | 4th | OT | Totals |
|------------------|-----|-----|-----|-----|----|--------|
| Pitt | 209 | 194 | 245 | 241 | 9 | 898 |
| Opponents | 201 | 238 | 231 | 249 | 6 | 925 |

>> 2018-19 COMBINED SEASON STATISTICS (ACC ONLY)

| RECORD: | OVERALL | HOME | AWAY | NEUTRAL |
|----------------|---------|------|------|---------|
| ALL GAMES | 0-1 | 0-0 | 0-1 | 0-0 |
| CONFERENCE | 0-1 | 0-0 | 0-1 | 0-0 |
| NON-CONFERENCE | 0-0 | 0-0 | 0-0 | 0-0 |

| # | Player | gp-gs | min | avg | Total | | 3-Point | | F-Throw | | Rebounds | | | | pf | dq | a | to | blk | stl | pts | avg | | |
|----------------|-----------------|-------|-----|------|--------|-------|---------|------|---------|-------|----------|-----|-----|------|----|----|----|----|-----|-----|-----|-------|--|--|
| | | | | | fg-fga | fg% | 3fg-fga | 3fg% | ft-fta | ft% | off | def | tot | avg | | | | | | | | | | |
| 03 | Jasmine Whitney | 1-1 | 29 | 29.0 | 3-15 | .200 | 1-6 | .167 | 2-3 | .667 | 0 | 1 | 1 | 1.0 | 3 | 0 | 4 | 2 | 0 | 2 | 9 | 9.0 | | |
| 14 | Kauai Bradley | 1-1 | 19 | 19.0 | 3-8 | .375 | 2-3 | .667 | 0-0 | .000 | 0 | 2 | 2 | 2.0 | 3 | 0 | 1 | 1 | 0 | 0 | 8 | 8.0 | | |
| 01 | Danielle Garven | 1-1 | 26 | 26.0 | 3-10 | .300 | 0-0 | .000 | 1-1 | 1.000 | 3 | 1 | 4 | 4.0 | 3 | 0 | 2 | 5 | 0 | 0 | 7 | 7.0 | | |
| 04 | Cassidy Walsh | 1-1 | 32 | 32.0 | 2-14 | .143 | 2-8 | .250 | 0-0 | .000 | 1 | 2 | 3 | 3.0 | 3 | 0 | 1 | 1 | 0 | 2 | 6 | 6.0 | | |
| 13 | Kyla Nelson | 1-0 | 23 | 23.0 | 2-8 | .250 | 2-6 | .333 | 0-0 | .000 | 0 | 1 | 1 | 1.0 | 3 | 0 | 1 | 3 | 0 | 1 | 6 | 6.0 | | |
| 32 | Kalista Walters | 1-0 | 18 | 18.0 | 2-2 | 1.000 | 0-0 | .000 | 0-0 | .000 | 5 | 4 | 9 | 9.0 | 2 | 0 | 1 | 2 | 1 | 1 | 4 | 4.0 | | |
| 22 | Jaala Henry | 1-0 | 16 | 16.0 | 1-2 | .500 | 0-0 | .000 | 0-0 | .000 | 2 | 3 | 5 | 5.0 | 0 | 0 | 0 | 2 | 0 | 1 | 2 | 2.0 | | |
| 00 | Jahsyni Knight | 1-0 | 14 | 14.0 | 1-1 | 1.000 | 0-0 | .000 | 0-0 | .000 | 1 | 0 | 1 | 1.0 | 2 | 0 | 1 | 3 | 0 | 1 | 2 | 2.0 | | |
| 10 | Ismini Prapa | 1-0 | 6 | 6.0 | 0-1 | .000 | 0-0 | .000 | 0-0 | .000 | 0 | 0 | 0 | 0.0 | 1 | 0 | 1 | 1 | 0 | 0 | 0 | 0.0 | | |
| 11 | Cara Judkins | 1-1 | 17 | 17.0 | 0-3 | .000 | 0-0 | .000 | 0-2 | .000 | 3 | 1 | 4 | 4.0 | 3 | 0 | 0 | 2 | 0 | 1 | 0 | 0.0 | | |
| Team | | | | | | | | | | | 4 | 2 | 6 | | | | | | | | | | | |
| Total..... | | 1 | 200 | | 17-64 | .266 | 7-23 | .304 | 3-6 | .500 | 19 | 17 | 36 | 36.0 | 23 | 0 | 12 | 24 | 1 | 9 | 44 | 44.0 | | |
| Opponents..... | | 1 | 200 | | 34-65 | .523 | 8-17 | .471 | 24-32 | .750 | 19 | 30 | 49 | 49.0 | 6 | - | 24 | 13 | 7 | 12 | 100 | 100.0 | | |

| TEAM STATISTICS | UP | OPP | Date | Opponent | Score | Att. |
|------------------------|-------|--------|---------------------|---------------|----------|------|
| SCORING | 44 | 100 | * 01/03/19 | at Notre Dame | L 44-100 | 8566 |
| Points per game | 44.0 | 100.0 | | | | |
| Scoring margin | -56.0 | - | * - Conference game | | | |
| FIELD GOALS-ATT | 17-64 | 34-65 | | | | |
| Field goal pct | .266 | .523 | | | | |
| 3 POINT FG-ATT | 7-23 | 8-17 | | | | |
| 3-point FG pct | .304 | .471 | | | | |
| 3-pt FG made per game | 7.0 | 8.0 | | | | |
| FREE THROWS-ATT | 3-6 | 24-32 | | | | |
| Free throw pct | .500 | .750 | | | | |
| F-Throws made per game | 3.0 | 24.0 | | | | |
| REBOUNDS | 36 | 49 | | | | |
| Rebounds per game | 36.0 | 49.0 | | | | |
| Rebounding margin | -13.0 | - | | | | |
| ASSISTS | 12 | 24 | | | | |
| Assists per game | 12.0 | 24.0 | | | | |
| TURNOVERS | 24 | 13 | | | | |
| Turnovers per game | 24.0 | 13.0 | | | | |
| Turnover margin | -11.0 | - | | | | |
| Assist/turnover ratio | 0.5 | 1.8 | | | | |
| STEALS | 9 | 12 | | | | |
| Steals per game | 9.0 | 12.0 | | | | |
| BLOCKS | 1 | 7 | | | | |
| Blocks per game | 1.0 | 7.0 | | | | |
| ATTENDANCE | 0 | 8566 | | | | |
| Home games-Avg/Game | 0-0 | 1-8566 | | | | |
| Neutral site-Avg/Game | - | 0-0 | | | | |

| Score by Periods | 1st | 2nd | 3rd | 4th | Totals |
|------------------|-----|-----|-----|-----|--------|
| Pitt | 10 | 4 | 10 | 20 | 44 |
| Opponents | 32 | 28 | 25 | 15 | 100 |

>> PITT GAME-BY-GAME TEAM STATISTICS

| Opponent | Date | Score | | Total | | 3-Pointers | | Free throws | | Rebounds | | | | pf | a | t/o | blk | stl | pts | avg |
|--------------------|----------|--------|-----|---------|------|------------|------|-------------|------|----------|-----|-----|------|-----|-----|-----|-----|-----|-----|------|
| | | | | fg-fga | pct | 3fg-fga | pct | ft-fa | pct | off | def | tot | avg | | | | | | | |
| UCF | 11/7/18 | 58-61 | L | 18-45 | .400 | 7-17 | .412 | 15-19 | .789 | 12 | 24 | 36 | 36.0 | 20 | 13 | 20 | 5 | 2 | 58 | 58.0 |
| NEW ORLEANS | 11/9/18 | 90-38 | W | 35-71 | .493 | 12-28 | .429 | 8-15 | .533 | 19 | 27 | 46 | 41.0 | 21 | 28 | 19 | 8 | 18 | 90 | 74.0 |
| YOUNGSTOWN STATE | 11/13/18 | 55-64 | L | 21-60 | .350 | 6-17 | .353 | 7-11 | .636 | 11 | 21 | 32 | 38.0 | 14 | 15 | 11 | 5 | 9 | 55 | 67.7 |
| CINCINNATI | 11/16/18 | 65-48 | W | 25-63 | .397 | 6-18 | .333 | 9-13 | .692 | 18 | 30 | 48 | 40.5 | 17 | 12 | 18 | 4 | 5 | 65 | 67.0 |
| at Georgetown | 11/19/18 | 41-70 | L | 16-62 | .258 | 6-21 | .286 | 3-6 | .500 | 11 | 25 | 36 | 39.6 | 21 | 9 | 18 | 2 | 5 | 41 | 61.8 |
| vs Wisconsin | 11/23/18 | 42-57 | L | 13-43 | .302 | 2-13 | .154 | 14-23 | .609 | 9 | 24 | 33 | 38.5 | 21 | 8 | 17 | 3 | 6 | 42 | 58.5 |
| vs Arkansas | 11/24/18 | 61-54 | W | 25-52 | .481 | 2-9 | .222 | 9-14 | .643 | 10 | 38 | 48 | 39.9 | 18 | 17 | 22 | 4 | 4 | 61 | 58.9 |
| vs Tennessee State | 11/25/18 | 78-56 | W | 27-46 | .587 | 8-13 | .615 | 16-27 | .593 | 9 | 29 | 38 | 39.6 | 22 | 24 | 22 | 2 | 4 | 78 | 61.2 |
| at Northwestern | 11/29/18 | 52-49 | W | 18-51 | .353 | 5-18 | .278 | 11-18 | .611 | 8 | 30 | 38 | 39.4 | 17 | 12 | 18 | 5 | 11 | 52 | 60.2 |
| FORDHAM | 12/5/18 | 65-62 | W | 25-52 | .481 | 5-12 | .417 | 10-12 | .833 | 9 | 22 | 31 | 38.6 | 11 | 10 | 12 | 4 | 4 | 65 | 60.7 |
| WEST VIRGINIA | 12/8/18 | 43-77 | L | 15-50 | .300 | 3-11 | .273 | 10-16 | .625 | 13 | 20 | 33 | 38.1 | 18 | 8 | 28 | 3 | 10 | 43 | 59.1 |
| UNCW | 12/18/18 | 60-56 | W | 20-49 | .408 | 4-12 | .333 | 16-21 | .762 | 13 | 24 | 37 | 38.0 | 15 | 15 | 14 | 5 | 7 | 60 | 59.2 |
| SAINT FRANCIS (PA) | 12/21/18 | 78-75 | Wot | 31-68 | .456 | 4-18 | .222 | 12-20 | .600 | 15 | 29 | 44 | 38.5 | 21 | 19 | 25 | 8 | 15 | 78 | 60.6 |
| at Duquesne | 12/29/18 | 66-58 | W | 22-57 | .386 | 9-15 | .600 | 13-19 | .684 | 10 | 32 | 42 | 38.7 | 18 | 12 | 15 | 2 | 8 | 66 | 61.0 |
| at Notre Dame | 01/03/19 | 44-100 | L | 17-64 | .266 | 7-23 | .304 | 3-6 | .500 | 19 | 17 | 36 | 38.5 | 23 | 12 | 24 | 1 | 9 | 44 | 59.9 |
| Pitt | | 898 | | 328-833 | .394 | 86-245 | .351 | 156-240 | .650 | 186 | 392 | 578 | 38.5 | 277 | 214 | 283 | 61 | 117 | 898 | 59.9 |
| Opponents | | 925 | | 334-905 | .369 | 96-343 | .280 | 161-247 | .652 | 214 | 350 | 564 | 37.6 | 234 | 195 | 235 | 65 | 109 | 925 | 61.7 |

Games played: 15
Points/game: 59.9
FG Pct: 39.4
3FG Pct: 35.1
FT Pct: 65.0

Rebounds/game: 38.5
Assists/game: 14.3
Turnovers/game: 18.9
Assist/turnover ratio: 0.8
Steals/game: 7.8
Blocks/game: 4.1

>> OPPONENT GAME-BY-GAME TEAM STATISTICS

| Opponent | Date | Score | | Total | | 3-Pointers | | Free throws | | Rebounds | | | | pf | a | t/o | blk | stl | pts | avg |
|--------------------|----------|--------|-----|---------|------|------------|------|-------------|------|----------|-----|-----|------|-----|-----|-----|-----|-----|-----|------|
| | | | | fg-fga | pct | 3fg-fga | pct | ft-fa | pct | off | def | tot | avg | | | | | | | |
| UCF | 11/7/18 | 58-61 | L | 23-57 | .404 | 5-17 | .294 | 10-19 | .526 | 12 | 16 | 28 | 28.0 | 19 | 8 | 7 | 4 | 12 | 61 | 61.0 |
| NEW ORLEANS | 11/9/18 | 90-38 | W | 15-52 | .288 | 1-8 | .125 | 7-12 | .583 | 13 | 19 | 32 | 30.0 | 18 | 8 | 29 | 3 | 7 | 38 | 49.5 |
| YOUNGSTOWN STATE | 11/13/18 | 55-64 | L | 24-55 | .436 | 10-31 | .323 | 6-7 | .857 | 10 | 31 | 41 | 33.7 | 11 | 15 | 17 | 4 | 5 | 64 | 54.3 |
| CINCINNATI | 11/16/18 | 65-48 | W | 19-54 | .352 | 2-15 | .133 | 8-17 | .471 | 7 | 24 | 31 | 33.0 | 14 | 13 | 15 | 3 | 5 | 48 | 52.8 |
| at Georgetown | 11/19/18 | 41-70 | L | 22-62 | .355 | 10-22 | .455 | 16-21 | .762 | 15 | 37 | 52 | 36.8 | 14 | 14 | 17 | 6 | 6 | 70 | 56.2 |
| vs Wisconsin | 11/23/18 | 42-57 | L | 21-61 | .344 | 3-18 | .167 | 12-19 | .632 | 21 | 25 | 46 | 38.3 | 17 | 10 | 15 | 3 | 2 | 57 | 56.3 |
| vs Arkansas | 11/24/18 | 61-54 | W | 19-74 | .257 | 7-35 | .200 | 9-17 | .529 | 21 | 19 | 40 | 38.6 | 14 | 11 | 8 | 3 | 10 | 54 | 56.0 |
| vs Tennessee State | 11/25/18 | 78-56 | W | 20-60 | .333 | 3-24 | .125 | 13-19 | .684 | 13 | 15 | 28 | 37.2 | 22 | 8 | 17 | 0 | 5 | 56 | 56.0 |
| at Northwestern | 11/29/18 | 52-49 | W | 15-57 | .263 | 3-21 | .143 | 16-21 | .762 | 14 | 26 | 40 | 37.6 | 14 | 11 | 15 | 7 | 10 | 49 | 55.2 |
| FORDHAM | 12/5/18 | 65-62 | W | 25-61 | .410 | 11-31 | .355 | 1-2 | .500 | 14 | 18 | 32 | 37.0 | 12 | 15 | 12 | 7 | 3 | 62 | 55.9 |
| WEST VIRGINIA | 12/8/18 | 43-77 | L | 27-58 | .466 | 11-25 | .440 | 12-18 | .667 | 14 | 22 | 36 | 36.9 | 16 | 18 | 19 | 5 | 11 | 77 | 57.8 |
| UNCW | 12/18/18 | 60-56 | W | 23-54 | .426 | 5-19 | .263 | 5-7 | .714 | 8 | 18 | 26 | 36.0 | 20 | 12 | 12 | 2 | 5 | 56 | 57.7 |
| SAINT FRANCIS (PA) | 12/21/18 | 78-75 | Wot | 25-67 | .373 | 12-33 | .364 | 13-23 | .565 | 19 | 23 | 42 | 36.5 | 21 | 14 | 27 | 2 | 11 | 75 | 59.0 |
| at Duquesne | 12/29/18 | 66-58 | W | 22-68 | .324 | 5-27 | .185 | 9-13 | .692 | 14 | 27 | 41 | 36.8 | 16 | 14 | 12 | 9 | 5 | 58 | 58.9 |
| at Notre Dame | 01/03/19 | 44-100 | L | 34-65 | .523 | 8-17 | .471 | 24-32 | .750 | 19 | 30 | 49 | 37.6 | 6 | 24 | 13 | 7 | 12 | 100 | 61.7 |
| Opponents | | 925 | | 334-905 | .369 | 96-343 | .280 | 161-247 | .652 | 214 | 350 | 564 | 37.6 | 234 | 195 | 235 | 65 | 109 | 925 | 61.7 |
| Pitt | | 898 | | 328-833 | .394 | 86-245 | .351 | 156-240 | .650 | 186 | 392 | 578 | 38.5 | 277 | 214 | 283 | 61 | 117 | 898 | 59.9 |

Games played: 15
Points/game: 61.7
FG Pct: 36.9
3FG Pct: 28.0
FT Pct: 65.2

Rebounds/game: 37.6
Assists/game: 13.0
Turnovers/game: 15.7
Assist/turnover ratio: 0.8
Steals/game: 7.3
Blocks/game: 4.3

>> GAME-BY-GAME HIGHS

2018-19 Pitt Women's Basketball
Pitt Game-by-Game Highs (as of Jan 07, 2019)
All games

| Opponent | Date | Score | Points | Rebounds | Assists | Steals | Blocked shots |
|--------------------|----------|--------|--------------------|--|--------------------------------------|---|---|
| UCF | 11/7/18 | 58-61 | 14-Aysia Bugg | 6-Kyla Nelson | 6-Jasmine Whitney | 1-Kauai Bradley Cassidy Walsh | 2-Kalista Walters |
| NEW ORLEANS | 11/9/18 | 90-38 | 21-Cassidy Walsh | 9-Kalista Walters | 8-Aysia Bugg | 5-Jasmine Whitney | 2-Kalista Walters Jaala Henry |
| YOUNGSTOWN STATE | 11/13/18 | 55-64 | 20-Aysia Bugg | 7-Kalista Walters | 4-Kauai Bradley Cassidy Walsh | 3-Kalista Walters Kauai Bradley | 3-Kauai Bradley |
| CINCINNATI | 11/16/18 | 65-48 | 23-Aysia Bugg | 13-Cara Judkins | 5-Jasmine Whitney | 2-Jasmine Whitney | 2-Cara Judkins |
| at Georgetown | 11/19/18 | 41-70 | 11-Cassidy Walsh | 8-Danielle Garven | 3-Cassidy Walsh | 2-Kalista Walters Cara Judkins | 1-Kyla Nelson Danielle Garven |
| vs Wisconsin | 11/23/18 | 42-57 | 15-Danielle Garven | 9-Cara Judkins | 4-Cassidy Walsh | 2-Kauai Bradley | 2-Cara Judkins |
| vs Arkansas | 11/24/18 | 61-54 | 15-Kalista Walters | 7-Cara Judkins Kalista Walters Jasmine Whitney | 5-Jasmine Whitney | 2-Jahsyni Knight | 1-Jasmine Whitney Cara Judkins Kalista Walters Cassidy Walsh |
| vs Tennessee State | 11/25/18 | 78-56 | 17-Danielle Garven | 10-Kauai Bradley | 7-Jasmine Whitney | 1-Cassidy Walsh Jaala Henry Cara Judkins Kauai Bradley | 1-Danielle Garven Cara Judkins |
| at Northwestern | 11/29/18 | 52-49 | 11-Cassidy Walsh | 13-Kauai Bradley | 3-Jasmine Whitney Danielle Garven | 4-Jahsyni Knight | 2-Cara Judkins |
| FORDHAM | 12/5/18 | 65-62 | 18-Jasmine Whitney | 8-Cara Judkins | 3-Cassidy Walsh | 2-Kauai Bradley Jasmine Whitney | 3-Kalista Walters |
| WEST VIRGINIA | 12/8/18 | 43-77 | 12-Cara Judkins | 9-Cara Judkins | 2-Jasmine Whitney | 3-Kauai Bradley Danielle Garven | 3-Cara Judkins |
| UNCW | 12/18/18 | 60-56 | 16-Cara Judkins | 8-Cassidy Walsh | 5-Jasmine Whitney Cassidy Walsh | 3-Kauai Bradley | 3-Cara Judkins |
| SAINT FRANCIS (PA) | 12/21/18 | 78-75 | 20-Danielle Garven | 9-Danielle Garven | 5-Kauai Bradley | 5-Kauai Bradley | 3-Kauai Bradley |
| at Duquesne | 12/29/18 | 66-58 | 23-Jasmine Whitney | 11-Cara Judkins | 6-Jasmine Whitney | 3-Kauai Bradley | 1-Kauai Bradley Cara Judkins |
| at Notre Dame | 01/03/19 | 44-100 | 9-Jasmine Whitney | 9-Kalista Walters | 4-Jasmine Whitney | 2-Cassidy Walsh Jasmine Whitney | 1-Kalista Walters |

>> Game 1 vs. UCF

Official Basketball Box Score -- Game Totals -- Final Statistics
UCF vs Pitt
11/7/18 11:00AM at Petersen Events Center (Pittsburgh, Pa)



UCF 61 • (1-0)

Table with columns: Player, FG-FGA, 3-Ptr, FT-FTA, Rebounds, PF, TP, A TO Blk Stl, Min. Rows include Nyalia Shuler, Brittney Smith, Korneila Wright, Kayla Thigpen, Sydnee McDonald, Diamond Battles, Masseny Kaba, Lawriell Wilson, Fifi Ndour, Tolulope Omokore, Jamesha Paul, Team, and Totals.

Summary statistics for UCF: 1st-FG %, 3FG %, FT % by quarter and game totals.

Pitt 58 • (0-1)

Table with columns: Player, FG-FGA, 3-Ptr, FT-FTA, Rebounds, PF, TP, A TO Blk Stl, Min. Rows include Danielle Garven, Kauai Bradley, Kalista Walters, Aysia Bugg, Cassidy Walsh, Jasmine Whitney, Kara Judkins, Kyla Nelson, Jaala Henry, Team, and Totals.

Summary statistics for Pitt: 1st-FG %, 3FG %, FT % by quarter and game totals.

Officials: Maj Forsberg, Luis Gonzalez, Erika Herriman-Camarota
Technical fouls: UCF-None. Pitt-None.
Attendance: 9657

Score by periods table for UCF vs Pitt.

Points in paint, off the bench, and other stats for UCF vs Pitt.

Last FG - UCF 4th-02:16, UP 4th-01:53.
Largest lead - UCF by 5 3rd-06:36, UP by 11 2nd-07:20.
UCF led for 05:10, UP led for 29:43. Game was tied for 04:50.

Score tied - 5 times.
Lead changed - 8 times.

>> Game 3 vs. Youngstown State

Official Basketball Box Score -- Game Totals -- Final Statistics
Youngstown State vs Pitt
11/13/18 7:00PM at Petersen Events Center (Pittsburgh, Pa)



Youngstown State 64 • (3-0)

Table with columns: Player, FG-FGA, 3-Ptr, FT-FTA, Rebounds, PF, TP, A TO Blk Stl, Min. Rows include CHIKWE, Amara, CASH, Sarah, MOLINSKI, Alison, OLSON, Chelsea, PETERS, Mckenah, GIBSON, Deleah, TRIMMER, Melinda, DUNN, Mary, Team, and Totals.

Summary statistics for Youngstown State: 1st-FG %, 3FG %, FT % by quarter and game totals.

Pitt 55 • (1-2)

Table with columns: Player, FG-FGA, 3-Ptr, FT-FTA, Rebounds, PF, TP, A TO Blk Stl, Min. Rows include Danielle Garven, Kauai Bradley, Jaala Henry, Aysia Bugg, Cassidy Walsh, Jasmine Whitney, Kara Judkins, Kyla Nelson, Alayna Gribble, Kalista Walters, Team, and Totals.

Summary statistics for Pitt: 1st-FG %, 3FG %, FT % by quarter and game totals.

Officials: Bryan Brunette, Talisa Green, Ryan Durham
Technical fouls: Youngstown State-None. Pitt-None.
Attendance: 568

Score by periods table for Youngstown State vs Pitt.

Points in paint, off the bench, and other stats for Youngstown State vs Pitt.

Last FG - YSU 4th-01:04, UP 4th-00:54.
Largest lead - YSU by 9 3rd-01:15, UP by 6 2nd-08:19.
YSU led for 31:53, UP led for 04:47. Game was tied for 03:20.

Score tied - 3 times.
Lead changed - 10 times.

>> Game 2 vs. New Orleans

Official Basketball Box Score -- Game Totals -- Final Statistics
NEW ORLEANS vs Pitt
11/9/18 4:00PM at Petersen Events Center (Pittsburgh, Pa)



NEW ORLEANS 38 • (1-1)

Table with columns: Player, FG-FGA, 3-Ptr, FT-FTA, Rebounds, PF, TP, A TO Blk Stl, Min. Rows include Larry, Whitley, Woods, Shania, Duncantell, Jada, Bruce, Traya, Thomas, Dionjhae, Brisco, Annalise, Thomas, Kayla, Quixley, Alyssa, Malone, Kyla, Team, and Totals.

Summary statistics for New Orleans: 1st-FG %, 3FG %, FT % by quarter and game totals.

Pitt 90 • (1-1)

Table with columns: Player, FG-FGA, 3-Ptr, FT-FTA, Rebounds, PF, TP, A TO Blk Stl, Min. Rows include Danielle Garven, Kauai Bradley, Kara Judkins, Aysia Bugg, Cassidy Walsh, Jasmine Whitney, Ismini Prapa, Kyla Nelson, Jaala Henry, Alayna Gribble, Kalista Walters, Team, and Totals.

Summary statistics for Pitt: 1st-FG %, 3FG %, FT % by quarter and game totals.

Officials: Karen Preato, Kathleen Lynch, Roy Jackson
Technical fouls: NEW ORLEANS-None. Pitt-None.
Attendance: 531

Score by periods table for NEW ORLEANS vs Pitt.

Points in paint, off the bench, and other stats for NEW ORLEANS vs Pitt.

Last FG - UNOW 4th-08:16, UP 4th-01:08.
Largest lead - UNOW by 4 1st-05:31, UP by 5 4th-01:08.
UNOW led for 03:03, UP led for 36:01. Game was tied for 00:56.

Score tied - 1 time.
Lead changed - 2 times.

>> Game 4 vs. Cincinnati

Official Basketball Box Score -- Game Totals -- Final Statistics
Cincinnati vs Pitt
11/16/18 7:00 pm at Petersen Events Center (Pittsburgh, Pa)



Cincinnati 48 • (2-2)

Table with columns: Player, FG-FGA, 3-Ptr, FT-FTA, Rebounds, PF, TP, A TO Blk Stl, Min. Rows include Rizer, Angel, Warren, Chelsea, Goings, Nikira, Parker, Genesis, Miller, Antoinette, Porter, Michaela, Benham, Maya, Thompson, Monique, Thomas, Ilmar'I, Sifa, Florence, Puckett, Andeija, Team, and Totals.

Summary statistics for Cincinnati: 1st-FG %, 3FG %, FT % by quarter and game totals.

Pitt 65 • (2-2)

Table with columns: Player, FG-FGA, 3-Ptr, FT-FTA, Rebounds, PF, TP, A TO Blk Stl, Min. Rows include Kalista Walters, Aysia Bugg, Jasmine Whitney, Cassidy Walsh, Kyla Nelson, Jahsyny Knight, Danielle Garven, Ismini Prapa, Kara Judkins, Kauai Bradley, Jaala Henry, Alayna Gribble, Team, and Totals.

Summary statistics for Pitt: 1st-FG %, 3FG %, FT % by quarter and game totals.

Officials: Eric Brewton, Angela Lewis, Shannon Feck
Technical fouls: Cincinnati-None. Pitt-None.
Attendance: 735

Score by periods table for Cincinnati vs Pitt.

Points in paint, off the bench, and other stats for Cincinnati vs Pitt.

Last FG - CIN 4th-02:14, UP 4th-00:05.
Largest lead - CIN by 4 1st-08:21, UP by 17 4th-05:28.
CIN led for 07:00, UP led for 28:53. Game was tied for 04:07.

Score tied - 5 times.
Lead changed - 5 times.

>> Game 5 at Georgetown



Official Basketball Box Score -- Game Totals -- Final Statistics
Pitt vs Georgetown
 11/19/18 7 p.m. at Washington, D.C. (McDonough Arena)



Pitt 41 • 2-3

| # | Player | Total | | | 3-Ptr | | | Rebounds | | | PF | TP | A | TO | Blk | Stl | Min |
|--------|-----------------|--------|--------|--------|--------|--------|--------|----------|-----|-----|----|----|---|----|-----|-----|-----|
| | | FG-FGA | FG-FGA | FT-FTA | FG-FGA | FG-FGA | FT-FTA | Off | Def | Tot | | | | | | | |
| 01 | Danielle Garven | f | 2-9 | 0-0 | 0-0 | 3 | 5 | 8 | 4 | 4 | 0 | 1 | 1 | 0 | 0 | 26 | |
| 11 | Cara Judkins | f | 1-6 | 0-0 | 2-4 | 1 | 3 | 4 | 0 | 4 | 0 | 0 | 0 | 0 | 2 | 19 | |
| 02 | Aysia Bugg | g | 3-12 | 2-6 | 1-2 | 0 | 3 | 3 | 2 | 9 | 1 | 1 | 0 | 0 | 26 | | |
| 03 | Jasmine Whitney | g | 1-4 | 0-0 | 0-0 | 0 | 3 | 3 | 1 | 2 | 0 | 4 | 0 | 1 | 22 | | |
| 04 | Cassidy Walsh | g | 5-13 | 1-6 | 0-0 | 1 | 1 | 2 | 2 | 11 | 3 | 4 | 0 | 0 | 32 | | |
| 00 | Jahsnyi Knight | g | 0-2 | 0-0 | 0-0 | 0 | 0 | 0 | 1 | 0 | 0 | 0 | 0 | 0 | 2 | | |
| 10 | Ismini Prapa | g | 0-1 | 0-0 | 0-0 | 0 | 0 | 0 | 1 | 0 | 1 | 0 | 0 | 0 | 8 | | |
| 13 | Kyla Nelson | g | 2-5 | 2-4 | 0-0 | 0 | 1 | 1 | 3 | 6 | 2 | 3 | 1 | 0 | 18 | | |
| 14 | Kauai Bradley | g | 0-1 | 0-0 | 0-0 | 0 | 0 | 0 | 2 | 0 | 1 | 1 | 0 | 0 | 12 | | |
| 22 | Jaala Henry | g | 0-0 | 0-0 | 0-0 | 0 | 1 | 1 | 0 | 0 | 0 | 1 | 0 | 0 | 3 | | |
| 23 | Alayna Gribble | g | 1-6 | 1-5 | 0-0 | 0 | 3 | 3 | 3 | 3 | 0 | 2 | 0 | 0 | 17 | | |
| 32 | Kalista Walters | g | 1-3 | 0-0 | 0-0 | 3 | 4 | 7 | 2 | 2 | 1 | 2 | 0 | 2 | 15 | | |
| Team | | | | | | 3 | 4 | 7 | | | | | | | | | |
| Totals | | | 16-62 | 6-21 | 3-6 | 11 | 25 | 36 | 21 | 41 | 9 | 18 | 2 | 5 | 200 | | |

1st FG %: 2-16 12.5% 2nd: 5-14 35.7% 3rd: 4-14 28.6% 4th: 5-18 27.8% Game: 16-62 25.8% Deadball Rebounds 1
 3FG %: 1-3 33.3% 2-6 33.3% 3-10 30.0% 0-2 0.0% 6-21 28.6% 1-7 14.3% 0-1 0.0% 3-18 16.7%
 FT %: 0-0 0.0% 1-4 25.0% 0-0 0.0% 2-2 100.0% 3-6 50.0%

Georgetown 70 • 4-1

| # | Player | Total | | | 3-Ptr | | | Rebounds | | | PF | TP | A | TO | Blk | Stl | Min |
|--------|----------------------|--------|--------|--------|--------|--------|--------|----------|-----|-----|----|----|---|----|-----|-----|-----|
| | | FG-FGA | FG-FGA | FT-FTA | FG-FGA | FG-FGA | FT-FTA | Off | Def | Tot | | | | | | | |
| 13 | KELAVA, Anita | f | 0-2 | 0-1 | 2-2 | 3 | 3 | 6 | 0 | 2 | 0 | 5 | 2 | 0 | 18 | | |
| 03 | SMITH, Morgan | g | 2-5 | 0-0 | 1-2 | 1 | 6 | 7 | 1 | 5 | 0 | 1 | 1 | 1 | 23 | | |
| 11 | WHITE, Dionna | g | 5-14 | 2-5 | 3-3 | 4 | 8 | 12 | 3 | 15 | 4 | 1 | 0 | 1 | 33 | | |
| 15 | VENSON, Mikayla | g | 4-11 | 3-5 | 2-2 | 0 | 1 | 1 | 1 | 13 | 4 | 1 | 0 | 0 | 27 | | |
| 34 | ADOMAKO, Dorothy | g | 4-13 | 2-6 | 4-6 | 0 | 9 | 9 | 2 | 14 | 2 | 4 | 3 | 2 | 32 | | |
| 00 | JONES, Brianna | g | 3-6 | 2-3 | 2-2 | 1 | 3 | 4 | 2 | 10 | 0 | 1 | 0 | 0 | 18 | | |
| 01 | THOMPSON, Tatiana | g | 0-1 | 0-1 | 0-0 | 0 | 1 | 1 | 2 | 0 | 0 | 1 | 0 | 0 | 10 | | |
| 02 | GORDON, Cassandra | g | 0-0 | 0-0 | 0-0 | 0 | 0 | 0 | 0 | 0 | 1 | 1 | 0 | 0 | 7 | | |
| 12 | OSAGIE-ERESE, Marvel | g | 0-0 | 0-0 | 0-0 | 0 | 1 | 1 | 0 | 0 | 0 | 1 | 0 | 0 | 2 | | |
| 21 | MAYFIELD, Breonna | g | 0-2 | 0-0 | 1-2 | 3 | 2 | 5 | 0 | 1 | 0 | 1 | 0 | 2 | 15 | | |
| 22 | WRIGHT, Shannah | g | 1-2 | 0-0 | 1-2 | 1 | 0 | 1 | 2 | 3 | 0 | 0 | 0 | 0 | 4 | | |
| 23 | JONES, Tayanna | g | 1-1 | 1-1 | 0-0 | 0 | 1 | 1 | 0 | 3 | 0 | 0 | 0 | 0 | 3 | | |
| 31 | KOVACIKOVA, Nikola | g | 2-5 | 0-0 | 0-0 | 0 | 0 | 0 | 1 | 4 | 3 | 0 | 0 | 0 | 8 | | |
| Team | | | | | | 2 | 2 | 4 | | | | | | | | | |
| Totals | | | 22-62 | 10-22 | 16-21 | 15 | 37 | 52 | 14 | 70 | 14 | 17 | 6 | 6 | 200 | | |

1st FG %: 3-11 27.3% 2nd: 6-17 35.3% 3rd: 6-19 31.6% 4th: 7-15 46.7% Game: 22-62 35.5% Deadball Rebounds 5
 3FG %: 2-5 40.0% 3-7 42.9% 1-3 33.3% 4-7 57.1% 10-22 45.5% 16-21 76.2%
 FT %: 2-2 100.0% 5-6 83.3% 9-13 69.2% 0-0 0.0%

Officials: Joseph Vasilly, Tom Danaher, Tiara Cruse

Technical fouls: Pitt-None. Georgetown-None.

Attendance: 399

| Score by periods | 1st | 2nd | 3rd | 4th | Total |
|------------------|-----|-----|-----|-----|-------|
| Pitt | 5 | 13 | 11 | 12 | 41 |
| Georgetown | 10 | 20 | 22 | 18 | 70 |

| Points | In | Off | 2nd | Fast | Bench |
|--------|-------|-----|--------|-------|-------|
| | Paint | T/O | Chance | Break | |
| Pitt | 14 | 2 | 6 | 11 | 11 |
| GU | 20 | 23 | 9 | 8 | 21 |

Last FG - UP 4th-01:29, GU 4th-00:09.
 Largest lead - UP by 3 1st-07:49, GU by 30 4th-02:58.
 UP led for 02:58. GU led for 33:40. Game was tied for 03:22.

Score tied - 1 time.
 Lead changed - 1 time.

>> Game 7 vs. Arkansas



Official Basketball Box Score -- Game Totals -- Final Statistics
Pitt vs Arkansas
 11/24/18 7:30 p.m. at Municipal Auditorium, Nashville, Tenn.



Pitt 61 • 3-4

| # | Player | Total | | | 3-Ptr | | | Rebounds | | | PF | TP | A | TO | Blk | Stl | Min |
|--------|-----------------|--------|--------|--------|--------|--------|--------|----------|-----|-----|----|----|---|----|-----|-----|-----|
| | | FG-FGA | FG-FGA | FT-FTA | FG-FGA | FG-FGA | FT-FTA | Off | Def | Tot | | | | | | | |
| 01 | Danielle Garven | f | 4-9 | 0-0 | 4-4 | 1 | 3 | 4 | 3 | 12 | 4 | 6 | 0 | 0 | 30 | | |
| 11 | Cara Judkins | c | 4-5 | 0-0 | 0-2 | 2 | 5 | 7 | 1 | 8 | 1 | 2 | 1 | 0 | 20 | | |
| 03 | Jasmine Whitney | g | 3-6 | 0-2 | 0-0 | 0 | 7 | 7 | 4 | 6 | 5 | 4 | 1 | 1 | 36 | | |
| 04 | Cassidy Walsh | g | 1-6 | 0-1 | 4-4 | 1 | 3 | 4 | 2 | 6 | 1 | 2 | 1 | 0 | 32 | | |
| 13 | Kyla Nelson | g | 1-6 | 1-3 | 0-2 | 0 | 2 | 2 | 3 | 3 | 1 | 1 | 0 | 0 | 29 | | |
| 00 | Jahsnyi Knight | g | 3-6 | 0-0 | 0-0 | 0 | 2 | 2 | 0 | 6 | 1 | 0 | 0 | 2 | 13 | | |
| 10 | Ismini Prapa | g | 0-0 | 0-0 | 0-0 | 0 | 0 | 0 | 0 | 0 | 0 | 2 | 0 | 0 | 1 | | |
| 14 | Kauai Bradley | g | 2-5 | 1-3 | 0-0 | 1 | 3 | 4 | 5 | 1 | 4 | 0 | 0 | 0 | 16 | | |
| 22 | Jaala Henry | g | 0-0 | 0-0 | 0-0 | 0 | 1 | 1 | 1 | 0 | 0 | 1 | 0 | 0 | 1 | | |
| 32 | Kalista Walters | g | 7-9 | 0-0 | 1-2 | 3 | 4 | 7 | 1 | 15 | 3 | 0 | 1 | 1 | 22 | | |
| Team | | | | | | 2 | 8 | 10 | | | | | | | | | |
| Totals | | | 25-52 | 2-9 | 9-14 | 10 | 38 | 48 | 18 | 61 | 17 | 22 | 4 | 4 | 200 | | |

1st FG %: 7-16 43.8% 2nd: 4-12 33.3% 3rd: 9-14 64.3% 4th: 5-10 50.0% Game: 25-52 48.1% Deadball Rebounds 3
 3FG %: 1-2 50.0% 0-3 0.0% 1-3 33.3% 0-1 0.0% 3-9 33.3% 1-3 33.3% 0-1 0.0% 9-14 64.3%

Arkansas 54 • 3-2

| # | Player | Total | | | 3-Ptr | | | Rebounds | | | PF | TP | A | TO | Blk | Stl | Min |
|--------|-------------------|--------|--------|--------|--------|--------|--------|----------|-----|-----|----|----|---|----|-----|-----|-----|
| | | FG-FGA | FG-FGA | FT-FTA | FG-FGA | FG-FGA | FT-FTA | Off | Def | Tot | | | | | | | |
| 10 | WILLIAMS, Kiara | f | 2-4 | 0-0 | 1-3 | 2 | 2 | 4 | 1 | 5 | 0 | 0 | 0 | 0 | 21 | | |
| 02 | TOLEFREE, Alexis | g | 4-23 | 3-16 | 1-2 | 2 | 4 | 6 | 3 | 12 | 5 | 2 | 0 | 4 | 32 | | |
| 03 | MONK, Malica | g | 2-12 | 0-4 | 1-2 | 2 | 1 | 3 | 3 | 5 | 2 | 1 | 0 | 2 | 31 | | |
| 14 | MASON, Jailyn | g | 2-5 | 1-3 | 0-0 | 0 | 1 | 1 | 1 | 5 | 1 | 1 | 0 | 1 | 21 | | |
| 03 | DUNGEE, Chelsea | g | 2-13 | 1-6 | 5-6 | 0 | 1 | 1 | 1 | 10 | 0 | 1 | 2 | 1 | 34 | | |
| 00 | GAULDEN, A'Tyanna | g | 1-6 | 0-1 | 0-0 | 1 | 1 | 2 | 0 | 2 | 3 | 0 | 0 | 1 | 11 | | |
| 01 | NORTHCROSS-BAKER, | g | 0-0 | 0-0 | 0-0 | 0 | 0 | 0 | 1 | 0 | 0 | 0 | 0 | 0 | 3 | | |
| 22 | ZIMMERMAN, Bailey | g | 4-8 | 2-5 | 1-2 | 7 | 4 | 11 | 2 | 11 | 0 | 2 | 1 | 1 | 28 | | |
| 24 | THOMAS, Taylah | g | 2-3 | 0-0 | 0-2 | 3 | 5 | 8 | 2 | 4 | 0 | 1 | 0 | 0 | 19 | | |
| Team | | | | | | 4 | 0 | 4 | | | | | | | | | |
| Totals | | | 19-74 | 7-35 | 9-17 | 21 | 19 | 40 | 14 | 54 | 11 | 8 | 3 | 10 | 200 | | |

1st FG %: 4-18 22.2% 2nd: 4-16 25.0% 3rd: 6-17 35.3% 4th: 5-23 21.7% Game: 19-74 25.7% Deadball Rebounds 4
 3FG %: 2-8 25.0% 0-5 0.0% 5-9 55.6% 2-13 15.4% 7-35 20.0% 9-17 52.9%
 FT %: 0-0 0.0% 0-3 0.0% 5-6 83.3% 0-0 0.0%

Officials: Troy Winders, Meadow Overstreet, Erika Herriman-Camarota

Technical fouls: Pitt-None. Arkansas-None.

Attendance:

| Score by periods | 1st | 2nd | 3rd | 4th | Total |
|------------------|-----|-----|-----|-----|-------|
| Pitt | 17 | 8 | 21 | 15 | 61 |
| Arkansas | 10 | 8 | 20 | 16 | 54 |

| Points | In | Off | 2nd | Fast | Bench |
|--------|-------|-----|--------|-------|-------|
| | Paint | T/O | Chance | Break | |
| Pitt | 42 | 4 | 10 | 2 | 26 |
| AR | 22 | 19 | 10 | 10 | 17 |

Last FG - UP 4th-01:42, AR 4th-00:21.
 Largest lead - UP by 15 3rd-07:06, AR by 2 1st-09:40.
 UP led for 36:21. AR led for 00:20. Game was tied for 03:00.

Score tied - 2 times.
 Lead changed - 1 time.

>> Game 6 vs. Wisconsin



Official Basketball Box Score -- Game Totals -- Final Statistics
Wisconsin vs Pitt
 11/23/18 5:00 p.m. at Nashville, TN (Municipal Auditorium)



Wisconsin 57 • 5-0

| # | Player | Total | | | 3-Ptr | | | Rebounds | | | PF | TP | A | TO | Blk | Stl | Min |
|----|---------------------|--------|--------|--------|--------|--------|--------|----------|-----|-----|----|----|---|----|-----|-----|-----|
| | | FG-FGA | FG-FGA | FT-FTA | FG-FGA | FG-FGA | FT-FTA | Off | Def | Tot | | | | | | | |
| 11 | Howard, Marsha | f | 4-15 | 0-2 | 1-4 | 10 | 4 | 14 | 4 | 9 | 1 | 1 | 0 | 0 | 33 | | |
| 34 | Lewis, Imani | g | 7-10 | 0-0 | 4-6 | 3 | 3 | 6 | 3 | 18 | 0 | 0 | 0 | 0 | 24 | | |
| 02 | Kariis, Kelly | g | 2-9 | 1-5 | 2-2 | 1 | 6 | 7 | 2 | 7 | 0 | 3 | 1 | 0 | 29 | | |
| 10 | Van Leeuwen, Kendra | g | 2-3 | 0-1 | 4-4 | 0 | 5 | 5 | 2 | 8 | 5 | 5 | 0 | 0 | 30 | | |
| 44 | Luehring, Alex | g | 4-11 | 1-6 | 1-1 | 2 | 1 | 3 | 1 | 10 | 0 | 3 | 0 | 2 | 30 | | |
| 03 | Gilreath, Suzanne | g | 1-5 | 1-3 | 0-0 | 1 | 0 | 1 | 1 | 3 | 1 | 0 | 0 | 0 | 12 | | |
| 14 | Lazewski, Abby | g | 0-3 | 0-0 | 0-0 | 1 | 3 | 4 | 0 | 0 | 0 | 1 | 0 | 0 | 20 | | |

>> Game 9 at Northwestern

Official Basketball Box Score -- Game Totals -- Final Statistics
Pitt vs Northwestern
 11/29/18 7:00 pm at Evanston, IL (Welsh-Ryan Arena)

Pitt 52 • 5-4

| # | Player | Total | | | 3-Ptr | | | Rebounds | | | PF | TP | A | TO | Blk | Stl | Min |
|--------|-----------------|-------|-------|------|-------|-----|-----|----------|----|----|----|----|---|----|-----|-----|-----|
| | | FG | FGA | FT | FTA | Off | Def | Tot | | | | | | | | | |
| 01 | Danielle Garven | f | 2-9 | 0-0 | 1-2 | 2 | 3 | 5 | 0 | 5 | 3 | 2 | 0 | 1 | 30 | | |
| 11 | Cara Judkins | c | 1-4 | 0-0 | 2-6 | 1 | 3 | 4 | 3 | 4 | 1 | 2 | 2 | 0 | 22 | | |
| 03 | Jasmine Whitney | g | 3-8 | 0-1 | 4-5 | 0 | 2 | 2 | 4 | 10 | 3 | 4 | 1 | 2 | 29 | | |
| 04 | Cassidy Walsh | g | 4-10 | 3-8 | 0-0 | 0 | 4 | 4 | 0 | 11 | 2 | 1 | 1 | 1 | 32 | | |
| 13 | Kyla Nelson | g | 3-8 | 2-6 | 2-2 | 1 | 2 | 3 | 2 | 10 | 1 | 1 | 1 | 2 | 25 | | |
| 00 | Jahsnyi Knight | g | 1-4 | 0-0 | 1-1 | 0 | 2 | 2 | 1 | 3 | 2 | 3 | 0 | 4 | 16 | | |
| 14 | Kauai Bradley | g | 3-7 | 0-3 | 1-2 | 3 | 10 | 13 | 4 | 7 | 0 | 3 | 0 | 1 | 26 | | |
| 32 | Kalista Walters | g | 1-1 | 0-0 | 0-0 | 0 | 2 | 2 | 3 | 2 | 0 | 1 | 0 | 0 | 20 | | |
| Team | | | | | | 1 | 2 | 3 | | | | | | | | | |
| Totals | | | 18-51 | 5-18 | 11-18 | 8 | 30 | 38 | 17 | 52 | 12 | 18 | 5 | 11 | 200 | | |

| | | | | | | | | | | | | | | | | |
|-------------|------|-------|------|-------|-------|-------|------|-------|-------|-------|-------|-------|-------|-------|----------|--|
| 1st - FG %: | 4-12 | 33.3% | 2nd: | 4-12 | 33.3% | 3rd: | 4-14 | 28.6% | 4th: | 6-13 | 46.2% | Game: | 18-51 | 35.3% | Deadball | |
| 3FG %: | 2-6 | 33.3% | 1-3 | 33.3% | 1-5 | 20.0% | 1-4 | 25.0% | 5-18 | 27.8% | | | | | Rebounds | |
| FT %: | 0-0 | 0.0% | 0-2 | 0.0% | 2-3 | 66.7% | 9-13 | 69.2% | 11-18 | 61.1% | | | | | 5 | |

Northwestern 49 • 5-1

| # | Player | Total | | | 3-Ptr | | | Rebounds | | | PF | TP | A | TO | Blk | Stl | Min |
|--------|----------------------|-------|-------|------|-------|-----|-----|----------|----|----|----|----|---|----|-----|-----|-----|
| | | FG | FGA | FT | FTA | Off | Def | Tot | | | | | | | | | |
| 04 | Bryana Hopkins | f | 1-4 | 0-2 | 0-2 | 1 | 2 | 3 | 1 | 2 | 1 | 2 | 0 | 2 | 26 | | |
| 14 | Pallas Kunaiyi-Akpan | f | 3-6 | 0-0 | 10-11 | 4 | 6 | 10 | 5 | 16 | 0 | 2 | 2 | 5 | 34 | | |
| 10 | Lindsey Pulliam | g | 4-18 | 0-6 | 2-2 | 1 | 4 | 5 | 1 | 10 | 1 | 1 | 1 | 1 | 35 | | |
| 22 | Byrdy Galemik | g | 1-5 | 0-2 | 0-0 | 2 | 2 | 4 | 3 | 2 | 1 | 4 | 1 | 0 | 26 | | |
| 20 | Jordan Hamilton | g | 2-7 | 0-3 | 1-2 | 1 | 3 | 4 | 1 | 5 | 3 | 3 | 0 | 1 | 22 | | |
| 00 | Jess Sancataldo | g | 2-6 | 2-5 | 0-0 | 1 | 1 | 2 | 0 | 6 | 2 | 0 | 1 | 0 | 18 | | |
| 03 | Sydney Wood | g | 1-3 | 1-1 | 3-4 | 0 | 0 | 0 | 2 | 6 | 3 | 0 | 0 | 0 | 19 | | |
| 21 | Abbie Wolf | g | 0-1 | 0-0 | 0-0 | 0 | 1 | 1 | 0 | 0 | 0 | 1 | 2 | 0 | 5 | | |
| 32 | Amber Jamison | g | 1-7 | 0-2 | 0-0 | 1 | 3 | 4 | 1 | 2 | 0 | 2 | 0 | 1 | 15 | | |
| Team | | | | | | 3 | 4 | 7 | | | | | | | | | |
| Totals | | | 15-57 | 3-21 | 16-21 | 14 | 26 | 40 | 14 | 49 | 11 | 15 | 7 | 10 | 200 | | |

| | | | | | | | | | | | | | | | | |
|-------------|------|-------|------|-------|-------|-------|------|-------|-------|-------|-------|-------|-------|-------|----------|--|
| 1st - FG %: | 5-19 | 26.3% | 2nd: | 2-13 | 15.4% | 3rd: | 2-10 | 20.0% | 4th: | 6-15 | 40.0% | Game: | 15-57 | 26.3% | Deadball | |
| 3FG %: | 0-6 | 0.0% | 0-5 | 0.0% | 0-1 | 0.0% | 3-9 | 33.3% | 3-9 | 33.3% | | | | | Rebounds | |
| FT %: | 2-3 | 66.7% | 2-4 | 50.0% | 5-6 | 83.3% | 7-8 | 87.5% | 16-21 | 76.2% | | | | | 3,1 | |

Officials: Karleena Tobin, Kevin Pethel, Jesse Dickerson
 Technical fouls: Pitt-None. Northwestern-None.
 Attendance: 411
 2018-19 Women's Basketball. Round: 0. Northwestern vs Pittsburgh. Played at .

| Score by periods | 1st | 2nd | 3rd | 4th | Total |
|------------------|-----|-----|-----|-----|-------|
| Pitt | 10 | 9 | 11 | 22 | 52 |
| Northwestern | 12 | 6 | 9 | 22 | 49 |

Last FG - UP 4th-02:49, BU 4th-00:00.
 Largest lead - UP by 8 3rd-08:46, BU by 4 2nd-08:19.
 UP led for 27:03, BU led for 07:35. Game was tied for 05:22.

| | | | | | |
|--------|----|-----|-----|------|-------|
| Points | In | Off | 2nd | Fast | Bench |
| FOR | 20 | 18 | 8 | 12 | 12 |
| UP | 16 | 8 | 4 | 5 | 14 |

Score tied - 1 time.
 Lead changed - 7 times.

>> Game 10 vs. Fordham

Official Basketball Box Score -- Game Totals -- Final Statistics
Fordham vs Pitt
 12/5/18 7:00 pm at Petersen Events Center (Pittsburgh, PA)

Fordham 62 • (5-5)

| # | Player | Total | | | 3-Ptr | | | Rebounds | | | PF | TP | A | TO | Blk | Stl | Min |
|--------|-------------------|-------|-------|-------|-------|-----|-----|----------|----|----|----|----|---|----|-----|-----|-----|
| | | FG | FGA | FT | FTA | Off | Def | Tot | | | | | | | | | |
| 34 | Goulding, Mary | f | 3-8 | 2-3 | 0-0 | 4 | 5 | 9 | 2 | 8 | 5 | 4 | 1 | 2 | 37 | | |
| 00 | Jillings, Zara | g | 1-3 | 0-1 | 0-0 | 1 | 1 | 2 | 1 | 2 | 1 | 1 | 0 | 0 | 12 | | |
| 02 | Holden, Lauren | g | 3-13 | 3-11 | 0-0 | 0 | 1 | 1 | 0 | 9 | 3 | 1 | 0 | 0 | 39 | | |
| 00 | Cavanaugh, Bre | g | 7-15 | 4-8 | 0-0 | 0 | 4 | 4 | 4 | 18 | 1 | 1 | 1 | 0 | 36 | | |
| 20 | Heremaia, Kendall | g | 4-8 | 1-5 | 0-0 | 1 | 1 | 2 | 3 | 9 | 4 | 1 | 1 | 0 | 33 | | |
| 01 | Giuliano, Alexa | g | 1-2 | 1-2 | 0-0 | 1 | 1 | 2 | 0 | 3 | 0 | 0 | 0 | 0 | 3 | | |
| 23 | Gillis, Halei | g | 1-2 | 0-0 | 0-0 | 1 | 0 | 1 | 2 | 1 | 1 | 1 | 1 | 0 | 4 | | |
| 24 | Downey, Kaitlyn | g | 0-3 | 0-1 | 0-0 | 2 | 0 | 2 | 0 | 0 | 0 | 0 | 0 | 1 | 8 | | |
| 43 | Jonassen, Megan | g | 5-7 | 0-0 | 1-2 | 3 | 2 | 5 | 1 | 11 | 0 | 2 | 3 | 0 | 28 | | |
| Team | | | | | | 1 | 3 | 4 | | | | | | | | | |
| Totals | | | 25-61 | 11-31 | 1-2 | 14 | 18 | 32 | 12 | 62 | 15 | 12 | 7 | 3 | 200 | | |

| | | | | | | | | | | | | | | | | |
|-------------|------|-------|------|-------|-------|-------|------|-------|------|-------|-------|-------|-------|-------|----------|--|
| 1st - FG %: | 8-19 | 42.1% | 2nd: | 8-14 | 57.1% | 3rd: | 3-16 | 18.8% | 4th: | 6-12 | 50.0% | Game: | 25-61 | 41.0% | Deadball | |
| 3FG %: | 2-9 | 22.2% | 4-7 | 57.1% | 2-8 | 25.0% | 3-7 | 42.9% | 0-0 | 0.0% | | | | | Rebounds | |
| FT %: | 1-2 | 50.0% | 0-0 | 0.0% | 0-0 | 0.0% | 0-0 | 0.0% | 1-2 | 50.0% | | | | | 1 | |

Pitt 65 • (6-4)

| # | Player | Total | | | 3-Ptr | | | Rebounds | | | PF | TP | A | TO | Blk | Stl | Min |
|--------|------------------|-------|-------|------|-------|-----|-----|----------|----|----|----|----|---|----|-----|-----|-----|
| | | FG | FGA | FT | FTA | Off | Def | Tot | | | | | | | | | |
| 01 | Garven, Danielle | f | 8-13 | 0-0 | 0-0 | 0 | 5 | 5 | 2 | 16 | 2 | 3 | 1 | 0 | 32 | | |
| 11 | Judkins, Cara | c | 3-10 | 0-0 | 2-2 | 4 | 4 | 8 | 1 | 8 | 1 | 1 | 0 | 0 | 21 | | |
| 03 | Whitney, Jasmine | g | 6-9 | 0-1 | 6-6 | 0 | 3 | 3 | 0 | 18 | 2 | 2 | 0 | 2 | 33 | | |
| 04 | Walsh, Cassidy | g | 1-7 | 1-4 | 0-0 | 0 | 0 | 0 | 2 | 3 | 1 | 0 | 0 | 0 | 34 | | |
| 13 | Nelson, Kyla | g | 1-2 | 1-2 | 0-0 | 0 | 1 | 1 | 0 | 3 | 0 | 1 | 0 | 0 | 12 | | |
| 00 | Knight, Jahsnyi | g | 0-1 | 0-0 | 0-0 | 0 | 0 | 0 | 0 | 0 | 0 | 1 | 0 | 0 | 11 | | |
| 10 | Prapa, Ismini | g | 1-1 | 0-0 | 0-0 | 0 | 0 | 0 | 1 | 2 | 0 | 0 | 0 | 0 | 3 | | |
| 14 | Bradley, Kauai | g | 4-7 | 3-5 | 2-4 | 1 | 4 | 5 | 3 | 13 | 0 | 1 | 0 | 2 | 34 | | |
| 22 | Henry, Jaala | g | 1-2 | 0-0 | 0-0 | 0 | 1 | 1 | 0 | 2 | 0 | 0 | 0 | 0 | 3 | | |
| 32 | Walters, Kalista | g | 0-0 | 0-0 | 0-0 | 1 | 3 | 4 | 2 | 0 | 2 | 2 | 3 | 0 | 17 | | |
| Team | | | | | | 3 | 1 | 4 | | | | | | | | | |
| Totals | | | 25-52 | 5-12 | 10-12 | 9 | 22 | 31 | 11 | 65 | 10 | 12 | 4 | 4 | 200 | | |

| | | | | | | | | | | | | | | | | |
|-------------|------|--------|------|--------|-------|-------|------|--------|-------|-------|-------|-------|-------|-------|----------|--|
| 1st - FG %: | 5-12 | 41.7% | 2nd: | 8-16 | 50.0% | 3rd: | 6-13 | 46.2% | 4th: | 6-11 | 54.5% | Game: | 25-52 | 48.1% | Deadball | |
| 3FG %: | 1-1 | 100.0% | 2-5 | 40.0% | 2-5 | 40.0% | 0-1 | 0.0% | 5-12 | 41.7% | | | | | Rebounds | |
| FT %: | 3-4 | 75.0% | 2-2 | 100.0% | 1-2 | 50.0% | 4-4 | 100.0% | 10-12 | 83.3% | | | | | 2 | |

Officials: Billy Marsh, Meadow Overstreet
 Technical fouls: Fordham-None. Pitt-None.
 Attendance: 569

| Score by periods | 1st | 2nd | 3rd | 4th | Total |
|------------------|-----|-----|-----|-----|-------|
| Fordham | 19 | 20 | 8 | 15 | 62 |
| Pitt | 14 | 20 | 15 | 16 | 65 |

Last FG - FOR 4th-00:08, UP 4th-00:27.
 Largest lead - FOR by 9 3rd-07:27, UP by 7 1st-05:23.
 FOR led for 22:11, UP led for 15:24. Game was tied for 02:25.

| | | | | | |
|--------|----|-----|-----|------|-------|
| Points | In | Off | 2nd | Fast | Bench |
| FOR | 20 | 13 | 10 | 2 | 16 |
| UP | 28 | 12 | 9 | 2 | 17 |

Score tied - 4 times.
 Lead changed - 10 times.

>> Game 11 vs. West Virginia

Official Basketball Box Score -- Game Totals -- Final Statistics
West Virginia vs Pitt
 12/8/18 3:00 PM at Petersen Events Center (Pittsburgh)

West Virginia 77 • (5-2)

| # | Player | Total | | | 3-Ptr | | | Rebounds | | | PF | TP | A | TO | Blk | Stl | Min |
|--------|-------------------|-------|-------|-------|-------|-----|-----|----------|----|----|----|----|---|----|-----|-----|-----|
| | | FG | FGA | FT | FTA | Off | Def | Tot | | | | | | | | | |
| 00 | Davenport, Naomi | f | 8-14 | 2-5 | 0-1 | 3 | 3 | 6 | 2 | 18 | 0 | 6 | 0 | 2 | 37 | | |
| 14 | Niblack, Kari | f | 4-6 | 0-0 | 1-2 | 6 | 1 | 7 | 4 | 9 | 0 | 2 | 0 | 0 | 16 | | |
| 02 | Gondrezick, Kysre | g | 3-12 | 2-7 | 3-4 | 0 | 6 | 6 | 1 | 11 | 8 | 4 | 0 | 1 | 36 | | |
| 05 | Martin, Tynice | g | 9-14 | 6-8 | 2-3 | 3 | 4 | 7 | 0 | 26 | 2 | 1 | 1 | 2 | 33 | | |
| 22 | Pardee, Katrina | g | 2-6 | 1-2 | 2-2 | 0 | 2 | 2 | 2 | 7 | 4 | 2 | 0 | 2 | 29 | | |
| 04 | Staples, Nia | g | 0-0 | 0-0 | 0-0 | 0 | 0 | 0 | 0 | 0 | 0 | 0 | 0 | 0 | 3 | | |
| 12 | Jordan, Jala | g | 0-2 | 0-0 | 3-4 | 0 | 3 | 3 | 0 | 3 | 0 | 0 | 2 | 1 | 10 | | |
| 30 | Smith, Madisen | g | 1-4 | 0-3 | 0-0 | 0 | 0 | 0 | 2 | 2 | 3 | 2 | 0 | 2 | 20 | | |
| 34 | Ekelhar, Theresa | g | 0-0 | 0-0 | 1-2 | 1 | 2 | 3 | 5 | 1 | 1 | 2 | 2 | 1 | 16 | | |
| Team | | | | | | 1 | 1 | 2 | | | | | | | | | |
| Totals | | | 27-58 | 11-25 | 12-18 | 14 | 22 | 36 | 16 | 77 | 18 | 19 | 5 | 11 | 200 | | |

| | | | | | | | | | | | | |
|-------------|------|-------|------|------|-------|------|------|-------|------|------|-------|-------|
| 1st - FG %: | 9-19 | 47.4% | 2nd: | 6-11 | 54.5% | 3rd: | 4-14 | 28.6% | 4th: | 8-14 | 57.1% | Game: |
|-------------|------|-------|------|------|-------|------|------|-------|------|------|-------|-------|

>> Game 13 vs. Saint Francis (PA)

Official Basketball Box Score -- Game Totals -- Final Statistics
Saint Francis (PA) vs Pitt
12/21/18 7:00 PM at Petersen Events Center (Pittsburgh)

Saint Francis (PA) 75 • (3-9)

Table with columns: #, Player, Total FG-FGA, 3-Ptr FG-FGA, FT-FTA, Rebounds Off Def Tot, PF, TP, A TO Blk Stl, Min. Rows include ZEEZA, Courtney; SWOGER, Karson; SABINO, Sam; THOMAS, Haley; KOVATCH, Jess; MORROW, Leah; TIMBERS, AJ; MASTELLONE, Jenna; WILLIAMS, Aunsha; Team.

1st - FG %: 4-17 23.5% 2nd: 8-16 50.0% 3rd: 5-10 50.0% 4th: 7-15 46.7% Game: 25-67 37.3% Deadball Rebounds 4
3FG %: 2-7 28.6% 6-7 85.7% 1-6 16.7% 2-7 28.6% 12-33 36.4%
FT %: 0-0 0.0% 3-6 50.0% 4-6 66.7% 3-7 42.9% 13-23 56.5%

Pitt 78 • (8-5)

Table with columns: #, Player, Total FG-FGA, 3-Ptr FG-FGA, FT-FTA, Rebounds Off Def Tot, PF, TP, A TO Blk Stl, Min. Rows include Danielle Garven; Cara Judkins; Jasmine Whitney; Cassidy Walsh; Kauai Bradley; Jahsyni Knight; Kyla Nelson; Jaala Henry; Kalista Walters; Team.

1st - FG %: 8-20 40.0% 2nd: 3-15 20.0% 3rd: 11-15 73.3% 4th: 8-14 57.1% Game: 31-68 45.6% Deadball Rebounds 7
3FG %: 1-6 16.7% 0-6 0.0% 1-2 50.0% 2-3 66.7% 4-18 22.2%
FT %: 0-0 0.0% 0-0 0.0% 4-10 40.0% 1-2 50.0% 12-20 60.0%

Officials: Daryl Humphrey, Timothy Bryant, Ryan Durham
Technical fouls: Saint Francis (PA)-ZEEZA, Courtney. Pitt-None.
Attendance: 626

Score by periods table with columns: 1st, 2nd, 3rd, 4th, OT, Total. Rows for Saint Francis (PA) and Pitt.

Points In Off 2nd Fast Bench table with columns: Paint, T/O, Chance, Break. Rows for SFUW and UP.

Last FG - SFUW OT-03:57, UP OT-03:30.
Largest lead - SFUW by 12 2nd-00:13, UP by 8 4th-05:36.
SFUW led for 15:34. UP led for 22:57. Game was tied for 06:28.

Score tied - 6 times.
Lead changed - 8 times.

>> Game 14 at Duquesne

Official Basketball Box Score -- Game Totals -- Final Statistics
Pitt vs Duquesne
12/29/18 2:04PM at Pittsburgh, PA

Pitt 66 • 9-5

Table with columns: #, Player, Total FG-FGA, 3-Ptr FG-FGA, FT-FTA, Rebounds Off Def Tot, PF, TP, A TO Blk Stl, Min. Rows include Danielle Garven; Kauai Bradley; Kalista Walters; Jasmine Whitney; Cassidy Walsh; Jahsyni Knight; Ismini Prapa; Cara Judkins; Kyla Nelson; Team.

1st - FG %: 7-19 36.8% 2nd: 3-9 33.3% 3rd: 7-16 43.8% 4th: 5-13 38.5% Game: 22-57 38.6% Deadball Rebounds 4
3FG %: 3-6 50.0% 2-3 66.7% 2-4 50.0% 2-2 100.0% 9-15 60.0%
FT %: 0-0 0.0% 3-4 75.0% 4-5 80.0% 6-10 60.0% 13-19 68.4%

Duquesne 58 • 5-7

Table with columns: #, Player, Total FG-FGA, 3-Ptr FG-FGA, FT-FTA, Rebounds Off Def Tot, PF, TP, A TO Blk Stl, Min. Rows include CANNON, Paige; LASS, Kadri-Ann; OMOGROSSO, Chassidy; VOJINOVIC, Julijana; BAZELAK, Libby; BOVELL, Halle; KUTTOR, Eniko; RICHARDSON, Conor; SOLE, Laia; KALIN, Amanda; Team.

1st - FG %: 6-12 50.0% 2nd: 3-17 17.6% 3rd: 9-18 50.0% 4th: 4-21 19.0% Game: 22-68 32.4% Deadball Rebounds 4
3FG %: 1-4 25.0% 0-6 0.0% 4-8 50.0% 0-9 0.0% 5-27 18.5%
FT %: 5-7 71.4% 2-4 50.0% 0-0 0.0% 2-2 100.0% 9-13 69.2%

Officials: Jukes Gallien // Angel Stanton // Kevin Dillard
Technical fouls: Pitt-None. Duquesne-None.
Attendance: 2234

Score by periods table with columns: 1st, 2nd, 3rd, 4th, Total. Rows for Pitt and Duquesne.

Points In Off 2nd Fast Bench table with columns: Paint, T/O, Chance, Break. Rows for UP and DUQ.

Last FG - UP 4th-04:52, DUQ 4th-03:28.
Largest lead - UP by 9 1st-07:09, DUQ by 9 3rd-03:22.
UP led for 26:13. DUQ led for 09:12. Game was tied for 04:35.

Score tied - 6 times.
Lead changed - 6 times.

>> Game 15 at Notre Dame

Official Basketball Box Score -- Game Totals -- Final Statistics
Pitt vs Notre Dame
01/03/19 7:00 pm at South Bend, IN (Purcell Pavilion)

Pitt 44 • 9-6

Table with columns: #, Player, Total FG-FGA, 3-Ptr FG-FGA, FT-FTA, Rebounds Off Def Tot, PF, TP, A TO Blk Stl, Min. Rows include Danielle Garven; Kauai Bradley; Cara Judkins; Jasmine Whitney; Cassidy Walsh; Jahsyni Knight; Ismini Prapa; Kyla Nelson; Jaala Henry; Kalista Walters; Team.

1st - FG %: 4-14 28.6% 2nd: 2-17 11.8% 3rd: 4-18 22.2% 4th: 7-15 46.7% Game: 17-64 26.6% Deadball Rebounds 1
3FG %: 2-6 33.3% 0-5 0.0% 1-6 16.7% 4-6 66.7% 7-23 30.4%
FT %: 0-0 0.0% 0-1 0.0% 1-3 33.3% 2-2 100.0% 3-6 50.0%

Notre Dame 100 • 13-1

Table with columns: #, Player, Total FG-FGA, 3-Ptr FG-FGA, FT-FTA, Rebounds Off Def Tot, PF, TP, A TO Blk Stl, Min. Rows include Brianna Turner; Jessica Shepard; Marina Mabrey; Jackie Young; Arike Ogunbowale; Jordan Nixon; Abby Prohaska; Nicole Benz; Danielle Cosgrove; Mikayla Vaughn; Danielle Patterson; Maureen Butler; Team.

1st - FG %: 12-20 60.0% 2nd: 9-19 47.4% 3rd: 7-16 43.8% 4th: 6-10 60.0% Game: 34-65 52.3% Deadball Rebounds 3
3FG %: 1-3 33.3% 4-6 66.7% 2-4 50.0% 1-4 25.0% 8-17 47.1%
FT %: 7-9 77.8% 6-8 75.0% 9-13 69.2% 2-2 100.0% 24-32 75.0%

Officials: Norma Jones, Jennifer Rezac, Billy Smith
Technical fouls: Pitt-None. Notre Dame-None.
Attendance: 8566

Score by periods table with columns: 1st, 2nd, 3rd, 4th, Total. Rows for Pitt and Notre Dame.

Points In Off 2nd Fast Bench table with columns: Paint, T/O, Chance, Break. Rows for UP and ND.

Last FG - UP 4th-00:19, ND 4th-02:38.
Largest lead - UP None, ND by 62 3rd-02:35.
UP led for 00:00. ND led for 39:14. Game was tied for 00:34.

Score tied - 1 time.
Lead changed - 0 times.

>> Game 16 at NC State

>> PITT TEAM HIGHS

| | | |
|-----------------------|--------------|-------------------------------|
| POINTS | 90 | NEW ORLEANS (11/9/18) |
| | 78 | SAINT FRANCIS (PA) (12/21/18) |
| | 78 | vs Tennessee State (11/25/18) |
| | 66 | at Duquesne (12/29/18) |
| | 65 | FORDHAM (12/5/18) |
| | 65 | CINCINNATI (11/16/18) |
| FIELD GOALS MADE | 35 | NEW ORLEANS (11/9/18) |
| | 31 | SAINT FRANCIS (PA) (12/21/18) |
| FIELD GOAL ATTEMPTS | 71 | NEW ORLEANS (11/9/18) |
| | 68 | SAINT FRANCIS (PA) (12/21/18) |
| FIELD GOAL PERCENTAGE | .587 (27-46) | vs Tennessee State (11/25/18) |
| | .493 (35-71) | NEW ORLEANS (11/9/18) |
| 3 PT FIELD GOALS MADE | 12 | NEW ORLEANS (11/9/18) |
| | 9 | at Duquesne (12/29/18) |
| 3 PT FG ATTEMPTS | 28 | NEW ORLEANS (11/9/18) |
| | 23 | at Notre Dame (01/03/19) |
| 3 PT FG PERCENTAGE | .615 (8-13) | vs Tennessee State (11/25/18) |
| | .600 (9-15) | at Duquesne (12/29/18) |
| FREE THROWS MADE | 16 | UNCW (12/18/18) |
| | 16 | vs Tennessee State (11/25/18) |
| FREE THROW ATTEMPTS | 27 | vs Tennessee State (11/25/18) |
| | 23 | vs Wisconsin (11/23/18) |
| FREE THROW PERCENTAGE | .833 (10-12) | FORDHAM (12/5/18) |
| | .789 (15-19) | UCF (11/7/18) |
| REBOUNDS | 48 | vs Arkansas (11/24/18) |
| | 48 | CINCINNATI (11/16/18) |
| ASSISTS | 28 | NEW ORLEANS (11/9/18) |
| | 24 | vs Tennessee State (11/25/18) |
| STEALS | 18 | NEW ORLEANS (11/9/18) |
| | 15 | SAINT FRANCIS (PA) (12/21/18) |
| BLOCKED SHOTS | 8 | SAINT FRANCIS (PA) (12/21/18) |
| | 8 | NEW ORLEANS (11/9/18) |
| TURNOVERS | 28 | WEST VIRGINIA (12/8/18) |
| | 25 | SAINT FRANCIS (PA) (12/21/18) |
| FOULS | 23 | at Notre Dame (01/03/19) |
| | 22 | vs Tennessee State (11/25/18) |

>> OPPOSING TEAM HIGHS

| | | |
|-----------------------|--------------|-------------------------------|
| POINTS | 100 | at Notre Dame (01/03/19) |
| | 77 | WEST VIRGINIA (12/8/18) |
| | 75 | SAINT FRANCIS (PA) (12/21/18) |
| | 70 | at Georgetown (11/19/18) |
| | 64 | YOUNGSTOWN STATE (11/13/18) |
| FIELD GOALS MADE | 34 | at Notre Dame (01/03/19) |
| | 27 | WEST VIRGINIA (12/8/18) |
| FIELD GOAL ATTEMPTS | 74 | vs Arkansas (11/24/18) |
| | 68 | at Duquesne (12/29/18) |
| FIELD GOAL PERCENTAGE | .523 (34-65) | at Notre Dame (01/03/19) |
| | .466 (27-58) | WEST VIRGINIA (12/8/18) |
| 3 PT FIELD GOALS MADE | 12 | SAINT FRANCIS (PA) (12/21/18) |
| | 11 | WEST VIRGINIA (12/8/18) |
| | 11 | FORDHAM (12/5/18) |
| 3 PT FG ATTEMPTS | 35 | vs Arkansas (11/24/18) |
| | 33 | SAINT FRANCIS (PA) (12/21/18) |
| 3 PT FG PERCENTAGE | .471 (8-17) | at Notre Dame (01/03/19) |
| | .455 (10-22) | at Georgetown (11/19/18) |
| FREE THROWS MADE | 24 | at Notre Dame (01/03/19) |
| | 16 | at Northwestern (11/29/18) |
| | 16 | at Georgetown (11/19/18) |
| FREE THROW ATTEMPTS | 32 | at Notre Dame (01/03/19) |
| | 23 | SAINT FRANCIS (PA) (12/21/18) |
| FREE THROW PERCENTAGE | .857 (6-7) | YOUNGSTOWN STATE (11/13/18) |
| | .762 (16-21) | at Northwestern (11/29/18) |
| | .762 (16-21) | at Georgetown (11/19/18) |
| REBOUNDS | 52 | at Georgetown (11/19/18) |
| | 49 | at Notre Dame (01/03/19) |
| ASSISTS | 24 | at Notre Dame (01/03/19) |
| | 18 | WEST VIRGINIA (12/8/18) |
| STEALS | 12 | at Notre Dame (01/03/19) |
| | 12 | UCF (11/7/18) |
| BLOCKED SHOTS | 9 | at Duquesne (12/29/18) |
| | 7 | at Notre Dame (01/03/19) |
| | 7 | FORDHAM (12/5/18) |
| | 7 | at Northwestern (11/29/18) |
| TURNOVERS | 29 | NEW ORLEANS (11/9/18) |
| | 27 | SAINT FRANCIS (PA) (12/21/18) |
| FOULS | 22 | vs Tennessee State (11/25/18) |
| | 21 | SAINT FRANCIS (PA) (12/21/18) |

>> PITT TEAM LOWS

| | | |
|-----------------------|--------------|-------------------------------|
| POINTS | 41 | at Georgetown (11/19/18) |
| | 42 | vs Wisconsin (11/23/18) |
| | 43 | WEST VIRGINIA (12/8/18) |
| | 44 | at Notre Dame (01/03/19) |
| | 52 | at Northwestern (11/29/18) |
| FIELD GOALS MADE | 13 | vs Wisconsin (11/23/18) |
| | 15 | WEST VIRGINIA (12/8/18) |
| FIELD GOAL ATTEMPTS | 43 | vs Wisconsin (11/23/18) |
| | 45 | UCF (11/7/18) |
| FIELD GOAL PERCENTAGE | .258 (16-62) | at Georgetown (11/19/18) |
| | .266 (17-64) | at Notre Dame (01/03/19) |
| 3 PT FIELD GOALS MADE | 2 | vs Wisconsin (11/23/18) |
| | 2 | vs Arkansas (11/24/18) |
| 3 PT FG ATTEMPTS | 9 | vs Arkansas (11/24/18) |
| | 11 | WEST VIRGINIA (12/8/18) |
| 3 PT FG PERCENTAGE | .154 (2-13) | vs Wisconsin (11/23/18) |
| | .222 (2-9) | vs Arkansas (11/24/18) |
| | .222 (4-18) | SAINT FRANCIS (PA) (12/21/18) |
| FREE THROWS MADE | 3 | at Georgetown (11/19/18) |
| | 3 | at Notre Dame (01/03/19) |
| FREE THROW ATTEMPTS | 6 | at Georgetown (11/19/18) |
| | 6 | at Notre Dame (01/03/19) |
| FREE THROW PERCENTAGE | .500 (3-6) | at Georgetown (11/19/18) |
| | .500 (3-6) | at Notre Dame (01/03/19) |
| REBOUNDS | 31 | FORDHAM (12/5/18) |
| | 32 | YOUNGSTOWN STATE (11/13/18) |
| ASSISTS | 8 | vs Wisconsin (11/23/18) |
| | 8 | WEST VIRGINIA (12/8/18) |
| STEALS | 2 | UCF (11/7/18) |
| | 4 | vs Arkansas (11/24/18) |
| | 4 | vs Tennessee State (11/25/18) |
| | 4 | FORDHAM (12/5/18) |
| BLOCKED SHOTS | 1 | at Notre Dame (01/03/19) |
| | 2 | at Georgetown (11/19/18) |
| | 2 | vs Tennessee State (11/25/18) |
| | 2 | at Duquesne (12/29/18) |
| TURNOVERS | 11 | YOUNGSTOWN STATE (11/13/18) |
| | 12 | FORDHAM (12/5/18) |
| FOULS | 11 | FORDHAM (12/5/18) |
| | 14 | YOUNGSTOWN STATE (11/13/18) |

>> OPPOSING TEAM LOWS

| | | |
|-----------------------|--------------|-------------------------------|
| POINTS | 38 | NEW ORLEANS (11/9/18) |
| | 48 | CINCINNATI (11/16/18) |
| | 49 | at Northwestern (11/29/18) |
| | 54 | vs Arkansas (11/24/18) |
| | 56 | vs Tennessee State (11/25/18) |
| | 56 | UNCW (12/18/18) |
| FIELD GOALS MADE | 15 | NEW ORLEANS (11/9/18) |
| | 15 | at Northwestern (11/29/18) |
| FIELD GOAL ATTEMPTS | 52 | NEW ORLEANS (11/9/18) |
| | 54 | CINCINNATI (11/16/18) |
| | 54 | UNCW (12/18/18) |
| FIELD GOAL PERCENTAGE | .257 (19-74) | vs Arkansas (11/24/18) |
| | .263 (15-57) | at Northwestern (11/29/18) |
| 3 PT FIELD GOALS MADE | 1 | NEW ORLEANS (11/9/18) |
| | 2 | CINCINNATI (11/16/18) |
| 3 PT FG ATTEMPTS | 8 | NEW ORLEANS (11/9/18) |
| | 15 | CINCINNATI (11/16/18) |
| 3 PT FG PERCENTAGE | .125 (1-8) | NEW ORLEANS (11/9/18) |
| | .125 (3-24) | vs Tennessee State (11/25/18) |
| FREE THROWS MADE | 1 | FORDHAM (12/5/18) |
| | 5 | UNCW (12/18/18) |
| FREE THROW ATTEMPTS | 2 | FORDHAM (12/5/18) |
| | 7 | YOUNGSTOWN STATE (11/13/18) |
| | 7 | UNCW (12/18/18) |
| FREE THROW PERCENTAGE | .471 (8-17) | CINCINNATI (11/16/18) |
| | .500 (1-2) | FORDHAM (12/5/18) |
| REBOUNDS | 26 | UNCW (12/18/18) |
| | 28 | UCF (11/7/18) |
| | 28 | vs Tennessee State (11/25/18) |
| ASSISTS | 8 | UCF (11/7/18) |
| | 8 | NEW ORLEANS (11/9/18) |
| | 8 | vs Tennessee State (11/25/18) |
| STEALS | 2 | vs Wisconsin (11/23/18) |
| | 3 | FORDHAM (12/5/18) |
| BLOCKED SHOTS | 0 | vs Tennessee State (11/25/18) |
| | 2 | UNCW (12/18/18) |
| | 2 | SAINT FRANCIS (PA) (12/21/18) |
| TURNOVERS | 7 | UCF (11/7/18) |
| | 8 | vs Arkansas (11/24/18) |
| FOULS | 6 | at Notre Dame (01/03/19) |
| | 11 | YOUNGSTOWN STATE (11/13/18) |

>> INDIVIDUAL HIGHS

| | | |
|--------------------------|-------------|--|
| Points | 23 | Jasmine Whitney at Duquesne (12/29/18) |
| | 23 | Aysia Bugg vs Cincinnati (11/16/18) |
| | 21 | Cassidy Walsh vs NEW ORLEANS (11/9/18) |
| | 20 | Danielle Garven vs Saint Francis (PA) (12/21/18) |
| | 20 | Aysia Bugg vs Youngstown State (11/13/18) |
| Field Goals Made | 9 | Danielle Garven vs Saint Francis (PA) (12/21/18) |
| | 9 | Aysia Bugg vs Cincinnati (11/16/18) |
| Field Goal Att. | 19 | Danielle Garven vs Saint Francis (PA) (12/21/18) |
| | 18 | Aysia Bugg vs Youngstown State (11/13/18) |
| FG Pct (min 5 made) | .778 (7-9) | Kalista Walters vs Arkansas (11/24/18) |
| | .750 (6-8) | Cara Judkins vs Tennessee State (11/25/18) |
| 3-Point FG Made | 5 | Alayna Gribble vs NEW ORLEANS (11/9/18) |
| | 4 | Kyla Nelson vs NEW ORLEANS (11/9/18) |
| 3-Point FG Att. | 10 | Alayna Gribble vs NEW ORLEANS (11/9/18) |
| | 9 | Aysia Bugg vs Youngstown State (11/13/18) |
| 3-Pt FG Pct (min 2 made) | 1.000 (3-3) | Kyla Nelson vs Tennessee State (11/25/18) |
| | 1.000 (2-2) | Jasmine Whitney vs Saint Francis (PA) (12/21/18) |
| Free Throws Made | 8 | Jasmine Whitney at Duquesne (12/29/18) |
| | 7 | Jasmine Whitney vs UNCW (12/18/18) |
| | 7 | Danielle Garven vs Wisconsin (11/23/18) |
| | 7 | Jasmine Whitney vs UCF (11/7/18) |
| Free Throw Att. | 10 | Danielle Garven vs Wisconsin (11/23/18) |
| | 9 | Jasmine Whitney vs Saint Francis (PA) (12/21/18) |
| | 9 | Jasmine Whitney vs UCF (11/7/18) |
| FT Pct (min 3 made) | 1.000 (8-8) | Jasmine Whitney at Duquesne (12/29/18) |
| | 1.000 (6-6) | Jasmine Whitney vs Fordham (12/5/18) |
| | 1.000 (4-4) | Kauai Bradley vs West Virginia (12/8/18) |
| | 1.000 (4-4) | Jasmine Whitney vs Tennessee State (11/25/18) |
| | 1.000 (4-4) | Cassidy Walsh vs Arkansas (11/24/18) |
| | 1.000 (4-4) | Danielle Garven vs Arkansas (11/24/18) |
| | 1.000 (4-4) | Aysia Bugg vs Youngstown State (11/13/18) |
| Rebounds | 13 | Kauai Bradley at Northwestern (11/29/18) |
| | 13 | Cara Judkins vs Cincinnati (11/16/18) |
| Assists | 8 | Aysia Bugg vs NEW ORLEANS (11/9/18) |
| | 7 | Jasmine Whitney vs Tennessee State (11/25/18) |
| Steals | 5 | Kauai Bradley vs Saint Francis (PA) (12/21/18) |
| | 5 | Jasmine Whitney vs NEW ORLEANS (11/9/18) |
| Blocked Shots | 3 | Kauai Bradley vs Saint Francis (PA) (12/21/18) |
| | 3 | Cara Judkins vs UNCW (12/18/18) |
| | 3 | Cara Judkins vs West Virginia (12/8/18) |
| | 3 | Kalista Walters vs Fordham (12/5/18) |
| | 3 | Kauai Bradley vs Youngstown State (11/13/18) |
| Turnovers | 7 | Kauai Bradley vs Saint Francis (PA) (12/21/18) |
| | 6 | Cara Judkins vs Saint Francis (PA) (12/21/18) |
| | 6 | Jasmine Whitney vs West Virginia (12/8/18) |
| | 6 | Danielle Garven vs Arkansas (11/24/18) |
| Fouls | 5 | Jaala Henry vs Tennessee State (11/25/18) |
| | 5 | Danielle Garven vs UCF (11/7/18) |
| Minutes | 40 | Cassidy Walsh vs Saint Francis (PA) (12/21/18) |
| | 37 | Aysia Bugg vs Youngstown State (11/13/18) |
| | 36 | Kauai Bradley vs Saint Francis (PA) (12/21/18) |
| | 36 | Jasmine Whitney vs Arkansas (11/24/18) |
| | 35 | Kauai Bradley vs West Virginia (12/8/18) |

>> OPPOSING INDIVIDUAL HIGHS

| | | |
|--------------------------|-------------|--|
| Points | 26 | KOVATCH, Jess vs Saint Francis (PA) (12/21/18) |
| | 26 | Martin, Tynice vs West Virginia (12/8/18) |
| | 21 | ROBERTS, Taylor vs Tennessee State (11/25/18) |
| | 20 | Marina Mabrey at Notre Dame (01/03/19) |
| | 20 | SMOLINSKI, Alison vs Youngstown State (11/13/18) |
| Field Goals Made | 9 | TOLEFREE, Alexis vs Arkansas (11/24/18) |
| | 8 | Marina Mabrey at Notre Dame (01/03/19) |
| | 8 | KOVATCH, Jess vs Saint Francis (PA) (12/21/18) |
| | 8 | Davenport, Naomi vs West Virginia (12/8/18) |
| | 8 | Kornelia Wright vs UCF (11/7/18) |
| Field Goal Att. | 23 | TOLEFREE, Alexis vs Arkansas (11/24/18) |
| | 22 | KOVATCH, Jess vs Saint Francis (PA) (12/21/18) |
| FG Pct (min 5 made) | .778 (7-9) | Arike Ogunbowale at Notre Dame (01/03/19) |
| | .714 (5-7) | Jonassen, Megan vs Fordham (12/5/18) |
| 3-Point FG Made | 6 | Martin, Tynice vs West Virginia (12/8/18) |
| | 6 | SMOLINSKI, Alison vs Youngstown State (11/13/18) |
| 3-Point FG Att. | 16 | TOLEFREE, Alexis vs Arkansas (11/24/18) |
| | 11 | VOJINOVIC, Julijana at Duquesne (12/29/18) |
| | 11 | KOVATCH, Jess vs Saint Francis (PA) (12/21/18) |
| | 11 | Holden, Lauren vs Fordham (12/5/18) |
| 3-Pt FG Pct (min 2 made) | 1.000 (2-2) | Arike Ogunbowale at Notre Dame (01/03/19) |
| | 1.000 (2-2) | TIMBERS, AJ vs Saint Francis (PA) (12/21/18) |
| Free Throws Made | 10 | Pallas Kunaiyi-Akpan at Northwestern (11/29/18) |
| | 7 | KOVATCH, Jess vs Saint Francis (PA) (12/21/18) |
| | 7 | ROBERTS, Taylor vs Tennessee State (11/25/18) |
| Free Throw Att. | 11 | Pallas Kunaiyi-Akpan at Northwestern (11/29/18) |
| | 10 | KOVATCH, Jess vs Saint Francis (PA) (12/21/18) |
| FT Pct (min 3 made) | 1.000 (7-7) | ROBERTS, Taylor vs Tennessee State (11/25/18) |
| | 1.000 (4-4) | Jordan Nixon at Notre Dame (01/03/19) |
| | 1.000 (4-4) | Jessica Shepard at Notre Dame (01/03/19) |
| | 1.000 (4-4) | THOMAS, Haley vs Saint Francis (PA) (12/21/18) |
| | 1.000 (4-4) | Van Leeuwen, Kendra vs Wisconsin (11/23/18) |
| | 1.000 (3-3) | WHITE, Dionna at Georgetown (11/19/18) |
| Rebounds | 14 | Howard, Marsha vs Wisconsin (11/23/18) |
| | 12 | WHITE, Dionna at Georgetown (11/19/18) |
| Assists | 8 | Gondrezick, Kysre vs West Virginia (12/8/18) |
| | 7 | Marina Mabrey at Notre Dame (01/03/19) |
| Steals | 5 | Pallas Kunaiyi-Akpan at Northwestern (11/29/18) |
| | 4 | TOLEFREE, Alexis vs Arkansas (11/24/18) |
| Blocked Shots | 6 | LASS, Kadri-Ann at Duquesne (12/29/18) |
| | 3 | Brianna Turner at Notre Dame (01/03/19) |
| | 3 | Jonassen, Megan vs Fordham (12/5/18) |
| | 3 | ADOMAKO, Dorothy at Georgetown (11/19/18) |
| Turnovers | 9 | Duncantell, Jada vs NEW ORLEANS (11/9/18) |
| | 7 | KOVATCH, Jess vs Saint Francis (PA) (12/21/18) |
| Fouls | 5 | CANNON, Paige at Duquesne (12/29/18) |
| | 5 | Vason, Ahyiona vs UNCW (12/18/18) |
| | 5 | Ekhelar, Theresa vs West Virginia (12/8/18) |
| | 5 | Pallas Kunaiyi-Akpan at Northwestern (11/29/18) |
| | 5 | Thomas, Kayla vs NEW ORLEANS (11/9/18) |

>> INDIVIDUAL POINTS-REBOUNDS-ASSISTS

2018-19 Pitt Women's Basketball
Pitt Points-Rebounds-Assists (as of Jan 04, 2019)
All games

| Opponent | Date | Score | | 00 | 01 | 02 | 03 | 04 | 10 | 11 |
|--------------------|----------|--------|---|------------|------------|------------|------------|------------|------------|------------|
| | | | | KNIGHT,JAH | GARVEN,DAN | BUGG,AYSIA | WHITNEY,JA | WALSH,CASS | PRAPA,ISMI | JUDKINS,CA |
| UCF | 11/7/18 | 58-61 | L | DNP | 4-2-0 | 14-4-2 | 9-4-6 | 11-3-2 | DNP | 0-4-0 |
| NEW ORLEANS | 11/9/18 | 90-38 | w | DNP | 15-8-2 | 4-1-8 | 4-0-4 | 21-0-5 | 2-2-2 | 0-5-1 |
| YOUNGSTOWN STATE | 11/13/18 | 55-64 | L | DNP | 0-0-2 | 20-2-2 | 6-4-1 | 8-5-4 | DNP | 1-3-0 |
| CINCINNATI | 11/16/18 | 65-48 | w | 0-0-0 | 13-6-0 | 23-2-4 | 4-2-5 | 14-4-2 | 0-1-0 | 4-13-0 |
| at Georgetown | 11/19/18 | 41-70 | L | 0-0-0 | 4-8-0 | 9-3-1 | 2-3-0 | 11-2-3 | 0-0-1 | 4-4-0 |
| vs Wisconsin | 11/23/18 | 42-57 | L | 4-0-0 | 15-5-2 | DNP | 11-3-1 | 4-3-4 | 0-0-0 | 4-9-0 |
| vs Arkansas | 11/24/18 | 61-54 | w | 6-2-1 | 12-4-4 | DNP | 6-7-5 | 6-4-1 | 0-0-0 | 8-7-1 |
| vs Tennessee State | 11/25/18 | 78-56 | w | 3-4-3 | 17-2-1 | DNP | 11-3-7 | 13-2-2 | 0-1-1 | 14-5-1 |
| at Northwestern | 11/29/18 | 52-49 | w | 3-2-2 | 5-5-3 | DNP | 10-2-3 | 11-4-2 | DNP | 4-4-1 |
| FORDHAM | 12/5/18 | 65-62 | w | 0-0-0 | 16-5-2 | DNP | 18-3-2 | 3-0-3 | 2-0-0 | 8-8-1 |
| WEST VIRGINIA | 12/8/18 | 43-77 | L | 4-4-1 | 8-3-1 | DNP | 0-2-2 | 9-4-1 | 0-0-0 | 12-9-1 |
| UNCW | 12/18/18 | 60-56 | w | 1-1-1 | 7-3-3 | DNP | 7-7-5 | 15-8-5 | DNP | 16-7-0 |
| SAINT FRANCIS (PA) | 12/21/18 | 78-75 | w | 0-1-3 | 20-9-3 | DNP | 17-2-4 | 12-6-2 | DNP | 6-5-0 |
| at Duquesne | 12/29/18 | 66-58 | w | 1-1-0 | 7-5-2 | DNP | 23-4-6 | 14-3-1 | 0-0-0 | 10-11-1 |
| at Notre Dame | 01/03/19 | 44-100 | L | 2-1-1 | 7-4-2 | DNP | 9-1-4 | 6-3-1 | 0-0-1 | 0-4-0 |

| Opponent | Date | Score | | 13 | 14 | 22 | 23 | 32 |
|--------------------|----------|-------|---|------------|------------|------------|------------|------------|
| | | | | NELSON,KYL | BRADLEY,KA | HENRY,JAAL | GRIBBLE,AL | WALTERS,KA |
| UCF | 11/7/18 | 58-61 | L | 7-6-1 | 9-3-2 | 0-0-0 | DNP | 4-5-0 |
| NEW ORLEANS | 11/9/18 | 90-38 | w | 12-2-1 | 3-7-2 | 5-6-1 | 17-1-2 | 7-9-0 |
| YOUNGSTOWN STATE | 11/13/18 | 55-64 | L | 3-1-1 | 4-3-4 | 0-0-0 | 3-4-0 | 10-7-1 |
| CINCINNATI | 11/16/18 | 65-48 | w | 0-3-0 | 0-2-1 | 0-0-0 | 5-6-0 | 2-4-0 |
| at Georgetown | 11/19/18 | 41-70 | L | 6-1-2 | 0-0-1 | 0-1-0 | 3-3-0 | 2-4-1 |
| vs Wisconsin | 11/23/18 | 42-57 | L | 3-2-1 | 1-1-0 | 0-0-0 | DNP | 0-5-0 |
| vs Arkansas | 11/24/18 | 61-54 | w | 3-2-1 | 5-4-1 | 0-1-0 | DNP | 15-7-3 |
| vs Tennessee State | 11/25/18 | 78-56 | w | 9-2-3 | 7-10-1 | 1-0-0 | DNP | 3-6-5 |
| at Northwestern | 11/29/18 | 52-49 | w | 10-3-1 | 7-13-0 | DNP | DNP | 2-2-0 |
| FORDHAM | 12/5/18 | 65-62 | w | 3-1-0 | 13-5-0 | 2-1-0 | DNP | 0-4-2 |
| WEST VIRGINIA | 12/8/18 | 43-77 | L | 4-1-1 | 6-6-1 | 0-1-0 | DNP | 0-0-0 |
| UNCW | 12/18/18 | 60-56 | w | 11-1-1 | 1-4-0 | 0-0-0 | DNP | 2-3-0 |
| SAINT FRANCIS (PA) | 12/21/18 | 78-75 | w | 8-4-2 | 8-8-5 | 5-1-0 | DNP | 2-1-0 |
| at Duquesne | 12/29/18 | 66-58 | w | 6-6-0 | 5-2-0 | DNP | DNP | 0-6-2 |

>> TV/RADIO ROSTER



0

JAHSYNI KNIGHT | G | FR | 5-8
Perth Amboy, N.J. | Rutgers Prep




1

DANIELLE GARVEN | F | SR | 6-1
Toronto, Ontario | Chipola College



2

AYSIA BUGG | G | R-SR | 5-7
Chicago, Ill. | Bolingbrook HS



3

JASMINE WHITNEY | G | JR | 5-9
Centreville, Va. | Paul VI HS



4

CASSIDY WALSH | G | SR | 5-7
Pittsburgh, Pa. | Seton-La Salle HS



10

ISMINI PRAPA | G | FR | 5-7
Athens, Greece | American Community School of Athens



11

CARA JUDKINS | C | SO | 6-2
Bethesda, Md. | Our Lady of Good Counsel



12

TEHYA LYONS | G | FR | 5-7
Norcross, Ga. | Norcross HS



13

KYLA NELSON | G | SO | 5-11
Worthing, England | Oaklands College



14

KAUAI BRADLEY | G/F | SR | 6-0
Chicago, Ill. | Marian Catholic HS



20

PIKA RODRIGUEZ | G | SO | 5-11
Hartford, Conn. | Capital Prep Magnet School



22

JAALA HENRY | F | SO | 6-3
Riverdale, Md. | National Christian Academy



23

ALAYNA GRIBBLE | G | JR | 6-0
Pittsburgh, Pa. | Norwin HS



32

KALISTA WALTERS | C | SR | 6-1
Fleetwood, Pa. | Bethlehem Catholic HS




LANCE WHITE
HEAD COACH | FIRST SEASON



DANIELLE ATKINSON
ASSOCIATE HEAD COACH | FIRST SEASON



TERRI MITCHELL
ASSOCIATE HEAD COACH | FIRST SEASON



JOSH PETERSEN
ASSISTANT COACH | FIRST SEASON