

# Pitt

## WOMEN'S BASKETBALL

### >> GAME NOTES <<

**PITT**  
**PANTHERS**  
9-10, 0-5 ACC

**GAME 20**  
Thursday, Jan. 24, 2019 | 7 p.m. ET  
Pittsburgh, PA | Petersen Events Center

**VIRGINIA**  
**CAVALIERS**  
7-11, 1-4 ACC

**Last Game**.....L, 65-59 vs. Clemson (Jan. 20)  
**Head Coach**.....Lance White  
*Career Record*.....9-10 (First season)  
*Record at Pitt*.....9-10 (First season)

Points Leader.....Cassidy Walsh (10.2 PPG)  
Rebounds Leader.....Cara Judkins (6.3 RPG)  
Assists Leader.....Jasmine Whitney (3.8 APG)



**Last Game**.....L, 91-43 at Louisville (Jan. 17)  
**Head Coach**.....Tina Thompson  
*Career Record*.....7-11 (1st Season)  
*Record at Virginia*.....7-11 (1st Season)

Points Leader.....Jocelyn Willoughby (12.2 ppg)  
Rebounds Leader.....Jocelyn Willoughby (7.6 rpg)  
Assists Leader.....Dominique Toussaint (3.4 apg)

#### >> SCHEDULE/RESULTS

| Date  | Opponent                | TV         | Time/Result   |
|-------|-------------------------|------------|---------------|
| O30   | GANNON (Exh.)           |            | W, 68-46      |
| N7    | UCF (1)                 | ACCN EXTRA | L, 61-58      |
| N9    | NEW ORLEANS             | ACCN EXTRA | W, 90-38      |
| N13   | YOUNGSTOWN STATE        | ACCN EXTRA | L, 64-55      |
| N16   | CINCINNATI              | ACCN EXTRA | W, 65-48      |
| N19   | at Georgetown           | ACCN EXTRA | L, 70-41      |
| N23   | vs. Wisconsin (2)       |            | L, 57-42      |
| N24   | vs. Arkansas (2)        |            | W, 61-54      |
| N25   | vs. Tennessee State (2) |            | W, 78-56      |
| N29   | at Northwestern (3)     | BTN PLUS   | W, 52-49      |
| D5    | FORDHAM                 | ACCN EXTRA | W, 65-62      |
| D8    | WEST VIRGINIA           | ACCN EXTRA | L, 77-43      |
| D18   | UNCW                    | ACCN EXTRA | W, 60-56      |
| D21   | SAINT FRANCIS (PA.)     | ACCN EXTRA | W, 78-75 (OT) |
| D29   | at Duquesne             |            | W, 66-58      |
| J3    | at #2 Notre Dame*       | ACCN Extra | L, 100-44     |
| J10   | at #8 NC State*         | ACCN Extra | L, 63-34      |
| J13   | BOSTON COLLEGE*         | RSN        | L, 59-55      |
| J17   | #12 SYRACUSE*           | ACCN EXTRA | L, 82-50      |
| J20   | CLEMSON*                | ACCN EXTRA | L, 65-59      |
| J24   | VIRGINIA*               | ACCN EXTRA | 7 P.M.        |
| J27   | at Louisville*          | ACCN Extra | 2 P.M.        |
| J31   | VIRGINIA TECH*          | RSN        | 7 P.M.        |
| F3    | at Duke*                | ACCN Extra | 2 P.M.        |
| F7    | at Georgia Tech*        | ACCN Extra | 7 P.M.        |
| F10   | MIAMI*                  | ACCN EXTRA | 2 P.M.        |
| F14   | NORTH CAROLINA*         | ACCN EXTRA | 7 P.M.        |
| F17   | at Florida State*       | ACCN Extra | 2 P.M.        |
| F21   | at Syracuse*            | ACCN Extra | 7 P.M.        |
| F28   | at Wake Forest*         | ACCN Extra | 7 P.M.        |
| M3    | LOUISVILLE*             | ACCN EXTRA | 2 P.M.        |
| M6-10 | ACC TOURNAMENT (4)      | ACCN EXTRA | TBA           |

All Times Eastern | \* - ACC Game

**ALL CAPS Games Played at Petersen Events Center in Pittsburgh, Pa.**

- (1) School Day
- (2) Challenge in Music City (Nashville, Tenn.)
- (3) ACC/Big Ten Challenge (Evanston, Ill.)
- (4) ACC Tournament (Greensboro, N.C.)

#### >> FOLLOW ALONG

**Pitt IMG Sports Network**  
Josh Rowntree  
1320AM WJAS

**TV: ACC Network Extra**  
**Live Stream: ESPN+**

**Online**  
Live Stats: available at  
[PittsburghPanthers.com/schedule/page](http://PittsburghPanthers.com/schedule/page)

**Social Media**  
Twitter/Instagram: @Pitt\_WBB  
Facebook.com/PittWomensBasketball/

#### >> PROBABLE PITT STARTERS



#1  
Danielle Garven  
6-1 • SR • F



#3  
Jasmine Whitney  
5-9 • JR • G



#4  
Cassidy Walsh  
5-7 • SR • G



#14  
Kauai Bradley  
6-0 • SR • F



#11  
Cara Judkins  
6-2 • SO • C

PPG 9.4  
RPG 4.2  
APG 1.7  
FT% 72.5%

PPG 9.4  
RPG 3.3  
APG 3.8  
SPG 1.8

PPG 10.2  
RPG 3.7  
APG 2.5  
FT% 76.2%

PPG 5.8  
RPG 4.7  
SPG 1.9  
APG 1.4

PPG 6.0  
RPG 6.3  
BPG 1.2  
FG% 48.0%

#### >> OPENING TIPS

##### A WIN WOULD...

- » Give the Panthers their first ACC win since February 1, 2018.
- » Be the Panthers sixth win against the Virginia Cavaliers in the all-time series.
- » Be the 142nd win at the Petersen Events Center for the Panthers across 16 seasons.
- » Give the Panthers a 6-6 record at home this season.
- » Give Pitt 80 victories against ACC schools in program history.
- » Be the 10th win of the season for the Panthers, marking last seasons win total.

##### LAST TIME OUT...

- » The Panthers (9-10, 0-5 ACC) couldn't hold onto a halftime lead against the Clemson Tigers as they dropped their fifth straight game, 65-59.
- » Pitt held a 12-point lead in the third quarter but the Tigers used a 16-1 run to regain the lead and they never looked back, earning the road victory.
- » Senior **Kauai Bradley** had a career game in the loss for Pitt as she netted a career-high 17 points, six rebounds, three blocks and two steals across a season-high 39

minutes.

- » Junior **Jasmine Whitney** continued her steady play with 10 points, a team-high seven assists, five rebounds and four steals while **Cassidy Walsh** finished with 10 points, a career-high six steals, four rebounds and four assists.
- » As a team, the Panthers were out-rebounded 36-33 while the Tigers out-scored Pitt 30-16 in the paint.

##### STORYLINES

- » Three of the Panthers four ACC losses have come at the hands of Top-15 programs (Notre Dame, NC State, Syracuse).
- » The Panthers are looking to avoid their second 0-6 start in ACC play since joining the conference in 2013-14.
- » One of the keys during Panther victories this season has been winning the battle in the paint as they own a 9-2 record this year when out-scoring opponents inside and a 0-8 mark when not doing so.

##### LOOKING AHEAD...

- » Pitt will hit the road on Sunday afternoon as they head to nationally-ranked Louisville for a 2:00 pm tip.
- » The Panthers will return to the Pete on Thursday, Jan. 31 as Virginia Tech comes to town for a 7:00 pm tip.

>> QUICK FACTS

**GENERAL INFORMATION**

|                   |  |
|-------------------|--|
| Location          | Pittsburgh, Pa.                        |
| Founded           | 1787                                   |
| Affiliation       | NCAA Division I                        |
| Conference        | Atlantic Coast (ACC)                   |
| Enrollment        | 34,580                                 |
| Colors            | Blue (PMS 289) & Vegas Gold (PMS 4515) |
| Nickname          | Panthers                               |
| Mascot            | Roc                                    |
| Home Arena (Cap.) | Petersen Events Center (12,508)        |

**UNIVERSITY ATHLETICS PERSONNEL**

|                       |   |
|-----------------------|---|
| Chancellor            | Dr. Patrick Gallagher (Benedictine, Pitt '91) |
| Director of Athletics | Heather Lyke (Michigan '92)                   |
| Sport Administrator   | Bethany Wagner (West Virginia '06)            |
| SWA                   | Jen Tuscano (Pitt-Johnstown '99)              |

**TEAM INFORMATION**

|                              |                            |
|------------------------------|----------------------------|
| 2017-18 Overall Record       | 10-20                      |
| 2017-18 Record Breakdown     | 8-10 (H), 2-9 (A), 0-1 (N) |
| 2017-18 ACC Record           | 2-14                       |
| 2017-18 ACC Breakdown        | 1-7 (H), 1-7(A), 0-0 (N)   |
| ACC Regular Season Finish    | 13th                       |
| ACC Tournament Finish        | 0-1, first round           |
| Letterwinners Returning/Lost | 11/2                       |
| Starters Returning/Lost      | 4/1                        |
| Newcomers                    | 3                          |

**TEAM HISTORY**

|                                 |                      |
|---------------------------------|----------------------|
| First Season of Basketball      | 1974-75              |
| All-Time Overall Record         | 625-664 (44 seasons) |
| All-Time ACC Record             | 22-63 (Five seasons) |
| All-Time NCAA Tournament Record | 6-4                  |
| All-Time ACC Tournament Record  | 1-5                  |
| Petersen Events Center Record   | 141-113 (16 seasons) |
| NCAA Appearances/Last           | Four/2015            |
| WNIT Appearances/Last           | Five/2010            |

**BASKETBALL STAFF**

|                                  |                                   |
|----------------------------------|-----------------------------------|
| Head Coach                       | Lance White (Texas Tech '96)      |
| Career Record/Year               | 9-10 (First Season)               |
| Record at Pitt/Year              | 9-10 (First Season)               |
| Assoc. Head Coach                | Danielle Atkinson (Florida '06)   |
| Year at Pitt                     | First                             |
| Assoc. Head Coach                | Terri Mitchell (Duchesne '89)     |
| Year at Pitt                     | First                             |
| Assistant Coach                  | Josh Petersen (Florida State '12) |
| Year at Pitt                     | First                             |
| Dir. of Operations               | Ali Hoesly (Rutgers '16)          |
| Dir. of Video & Creative Content | Meghan Bielich (Clarion '06)      |
| Dir. of Recruiting Operations    | Sheana Vega (Liberty '17)         |
| Graduate Student Manager         | Wumi Agunbiade (Duchesne '14)     |
| Administrative Assistant         | Felisha Hamiel                    |
| Athletic Trainer                 | Ann Marie Porada                  |
| Strength and Conditioning Coach  | Rhen Vail                         |
| Equipment Manager                | Ed Whited                         |
| Academic Coordinator             | Tilly Sheets                      |
| Women's Basketball Phone         | (412) 648-8360                    |
| Women's Basketball Fax           | (412) 648-9152                    |
| Ticket Office Phone              | (412) 648-PITT                    |

**MEDIA RELATIONS**

|                     |  |
|---------------------|--|
| WBB Contact         | Louie Spina                              |
| Email               | lspina@athletics.pitt.edu                |
| Office Phone        | (412) 648-7774                           |
| Cell Phone          | (716) 429-5464                           |
| Media Relations Fax | (412) 648-8248                           |
| Press Row Phone     | (412) 648-2318                           |
| Mailing Address     | P.O. Box 7436, Pittsburgh, PA 15213-0436 |
| Overnight Address   | 3719 Terrace St., Pittsburgh, PA 15261   |
| Website             | www.pittsburghpanthers.com               |
| Facebook            | www.facebook.com/pittwomensbasketball    |
| Twitter/Instagram   | @Pitt_WBB                                |

>> 2018-19 ROSTERS

**NUMERICAL**

| NO. | NAME            | HT.  | POS. | YR.  | HOMETOWN/LAST SCHOOL                               |
|-----|-----------------|------|------|------|--|
| 0   | Jahsyni Knight  | 5-8  | G    | FR   | Perth Amboy, N.J./Rutgers Prep                     |
| 1   | Danielle Garven | 6-1  | F    | SR   | Toronto, Ontario, Canada/Chipola College           |
| 2   | Aysia Bugg      | 5-7  | G    | R-SR | Chicago, Ill./Bolingbrook HS                       |
| 3   | Jasmine Whitney | 5-9  | G    | JR   | Centreville, Va./Paul VI HS                        |
| 4   | Cassidy Walsh   | 5-7  | G    | SR   | Pittsburgh, Pa./Seton-La Salle HS                  |
| 10  | Ismini Prapa    | 5-7  | G    | FR   | Athens, Greece/American Community School of Athens |
| 11  | Cara Judkins    | 6-2  | C    | SO   | Bethesda, Md./Our Lady of Good Counsel             |
| 12  | Tehya Lyons     | 5-7  | G    | FR   | Norcross, Ga./Norcross HS                          |
| 13  | Kyla Nelson     | 5-11 | G    | SO   | Worthing, England/Oaklands College                 |
| 14  | Kauai Bradley   | 6-0  | G/F  | SR   | Chicago, Ill./Marian Catholic HS                   |
| 20  | Pika Rodriguez  | 5-11 | G    | SO   | Hartford, Conn./Capital Prep Magnet School         |
| 22  | Jaala Henry     | 6-3  | F    | SO   | Riverdale, Md./National Christian Academy          |
| 23  | Alayna Gribble  | 6-0  | G    | JR   | Pittsburgh, Pa./Norwin HS                          |
| 32  | Kalista Walters | 6-1  | C    | SR   | Fleetwood, Pa./Bethlehem Catholic HS               |

**ALPHABETICAL**

| NO. | NAME            | HT.  | POS. | YR.  | HOMETOWN/LAST SCHOOL                               |
|-----|-----------------|------|------|------|--|
| 14  | Kauai Bradley   | 6-0  | G/F  | SR   | Chicago, Ill./Marian Catholic HS                   |
| 2   | Aysia Bugg      | 5-7  | G    | R-SR | Chicago, Ill./Bolingbrook HS                       |
| 1   | Danielle Garven | 6-1  | F    | SR   | Toronto, Ontario, Canada/Chipola College           |
| 23  | Alayna Gribble  | 6-0  | G    | JR   | Pittsburgh, Pa./Norwin HS                          |
| 22  | Jaala Henry     | 6-3  | F    | SO   | Riverdale, Md./National Christian Academy          |
| 11  | Cara Judkins    | 6-2  | C    | SO   | Bethesda, Md./Our Lady of Good Counsel             |
| 0   | Jahsyni Knight  | 5-8  | G    | FR   | Perth Amboy, N.J./Rutgers Prep                     |
| 12  | Tehya Lyons     | 5-7  | G    | FR   | Norcross, Ga./Norcross HS                          |
| 13  | Kyla Nelson     | 5-11 | G    | SO   | Worthing, England/Oaklands College                 |
| 10  | Ismini Prapa    | 5-7  | G    | FR   | Athens, Greece/American Community School of Athens |
| 20  | Pika Rodriguez  | 5-11 | G    | SO   | Hartford, Conn./Capital Prep Magnet School         |
| 4   | Cassidy Walsh   | 5-7  | G    | SR   | Pittsburgh, Pa./Seton-La Salle HS                  |
| 32  | Kalista Walters | 6-1  | C    | SR   | Fleetwood, Pa./Bethlehem Catholic HS               |
| 3   | Jasmine Whitney | 5-9  | G    | JR   | Centreville, Va./Paul VI HS                        |

**COACHING STAFF**

|                               |                   |
|-------------------------------|-------------------|
| <b>Head Coach</b>             | Lance White       |
| <b>Associate Head Coach</b>   | Danielle Atkinson |
| <b>Associate Head Coach</b>   | Terri Mitchell    |
| <b>Assistant Coach</b>        | Josh Petersen     |
| <b>Director of Operations</b> | Ali Hoesly        |

|   |                  |
|---|------------------|
| <b>Director of Video &amp; Creative Content</b> | Meghan Bielich   |
| <b>Director of Recruiting Operations</b>        | Sheana Vega      |
| <b>Graduate Student Manager</b>                 | Wumi Agunbiade   |
| <b>Athletic Trainer</b>                         | Ann Marie Porada |
| <b>Strength &amp; Conditioning Coach</b>        | Rhen Vail        |

**PRONUNCIATIONS**

|                       |              |
|-----------------------|--------------|
| <b>Alayna Gribble</b> | uh-LAY-nuh   |
| <b>Aysia Bugg</b>     | like "Asia"  |
| <b>Ismini Prapa</b>   | is-MEE-nee   |
| <b>Jaala Henry</b>    | JAY-luh      |
| <b>Jahsyni Knight</b> | juh-SHAH-nee |

|                        |              |
|------------------------|--------------|
| <b>Kalista Walters</b> | kuh-LISS-tuh |
| <b>Kauai Bradley</b>   | kuh-WHY      |
| <b>Kyla Nelson</b>     | KY-luh       |
| <b>Pika Rodriguez</b>  | PEE-kuh      |
| <b>Tehya Lyons</b>     | te-HIGH-uh   |

>> MEDIA INFO

**CREDENTIALS**

Credentials for Pitt home games are issued on a game-by-game basis to working media only and should be requested as early as possible due to space limitations, parking limitations and demand. All credential requests need to be made by contacting Julie Juirch via email or phone. Media members are required to make credential arrangements at least 24 hours in advance of the game in question.

off-town interview requests for Coach White or any player must be made at least 48 hours in advance.

**UPCOMING SCHEDULE**

- » **Thursday, Jan. 24**  
vs. Virginia  
7 p.m. | Petersen Events Center
- » **Sunday, Jan. 27**  
at Louisville  
2 p.m. | KFC YUM! Center
- » **Thursday, Jan. 31**  
vs. Virginia Tech  
7 p.m. | Petersen Events Center
- » **Sunday, Feb. 3**  
at Duke  
2 p.m. | Cameron Indoor Stadium
- » **Thursday, Feb 7**  
at Georgia Tech  
7 p.m. | McCamish Pavilion
- » **Sunday, Feb 10**  
vs. Miami  
2 p.m. | Petersen Events Center

**PHOTOGRAPHERS**

Still photographers and TV news cameras will receive a regular media pass and sit in the designated area along the baseline. Photographers must remain in the space designated. Be prepared to show identification if asked to identify yourself. Strobe lights are prohibited.

**INTERVIEW POLICIES**

The Athletic Media Relations Office will assist all media personnel with coverage of Pitt basketball. All interviews MUST be arranged through the Athletic Media Relations Office. Generally, head coach Lance White and selected players are available for interviews two days prior to each game, post-practice. If a media member wishes to complete something more in-depth during the week, please contact Louie Spina at (716) 429-5464 to arrange a time. No interviews will be conducted on game day. Players' telephone numbers will not be released by the Media Relations Office. Out-

**PITT MEDIA SERVICES**

Media members may access the most up-to-date information on the Pitt women's basketball team on the athletic department's official Web site: www.pittsburghpanthers.com. Game notes, official statistics, game recaps, boxscores and general releases will be updated regularly. All of this information is available online. Director of Media Relations Louie Spina will also send out game notes via e-mail prior to each game. To get on the list, please e-mail him at lspina@athletics.pitt.edu.

>> 2018-19 ACC STANDINGS

| TEAM           | CONF.      | CPCT.       | OVERALL     | PCT.        | HOME       | AWAY       | NEUTRAL    | STREAK    |
|----------------|------------|-------------|-------------|-------------|------------|------------|------------|-----------|
| Notre Dame     | 6-0        | 1.000       | 18-1        | .947        | 10-1       | 4-0        | 3-0        | W12       |
| NC State       | 5-0        | 1.000       | 18-0        | 1.000       | 12-0       | 4-0        | 2-0        | W18       |
| Louisville     | 5-1        | .833        | 17-1        | .944        | 9-0        | 6-1        | 2-0        | W3        |
| Clemson        | 5-1        | .833        | 14-5        | .737        | 10-2       | 3-2        | 1-1        | W5        |
| Florida State  | 4-1        | .800        | 16-2        | .889        | 8-2        | 6-0        | 2-0        | W2        |
| Syracuse       | 4-1        | .800        | 15-3        | .833        | 7-0        | 3-2        | 6-0        | L1        |
| Miami (FL)     | 4-1        | .800        | 16-4        | .800        | 11-2       | 3-2        | 2-0        | W2        |
| Georgia Tech   | 3-3        | .500        | 13-6        | .684        | 8-1        | 2-4        | 3-1        | W1        |
| Boston College | 2-4        | .333        | 13-6        | .684        | 7-5        | 4-1        | 2-0        | L2        |
| North Carolina | 1-4        | .200        | 10-9        | .526        | 6-2        | 1-5        | 3-2        | L1        |
| Virginia       | 1-4        | .200        | 7-11        | .389        | 5-6        | 1-4        | 1-1        | L2        |
| Virginia Tech  | 0-5        | .000        | 13-5        | .722        | 8-2        | 1-3        | 4-0        | L5        |
| Wake Forest    | 0-5        | .000        | 9-9         | .500        | 7-5        | 1-4        | 1-0        | L5        |
| <b>PITT</b>    | <b>0-5</b> | <b>.000</b> | <b>9-10</b> | <b>.474</b> | <b>5-6</b> | <b>2-3</b> | <b>2-1</b> | <b>L5</b> |
| Duke           | 0-5        | .000        | 8-9         | .471        | 5-2        | 2-5        | 1-2        | L5        |

>> ACC PLAYERS OF THE WEEK

|         |                     |         |            |
|---------|---------------------|---------|------------|
| Nov. 12 | Asia Durr           | Guard   | Louisville |
| Nov. 19 | Arike Ogunbowale    | Guard   | Notre Dame |
| Nov. 26 | Tiana Mangakahia    | Guard   | Syracuse   |
| Dec. 3  | Asia Durr           | Guard   | Louisville |
| Dec. 10 | Asia Durr           | Guard   | Louisville |
| Dec. 17 | Simone Westbrook    | Forward | Clemson    |
| Dec. 23 | Arike Ogunbowale    | Guard   | Notre Dame |
| Dec. 31 | Janelle Bailey      | Center  | NC State   |
| Jan. 7  | Beatrice Mompremier | Forward | Miami (FL) |
|         | Tiana Mangakahia    | Guard   | Syracuse   |
| Jan. 14 | Tiana Mangakahia    | Guard   | Syracuse   |
| Jan. 21 | Beatrice Mompremier | Forward | Miami (FL) |

>> ACC ROOKIES OF THE WEEK

|         |                    |         |               |
|---------|--------------------|---------|---------------|
| Nov. 12 | Valencia Myers     | Forward | Florida State |
| Nov. 19 | Elizabeth Dixon    | Forward | Georgia Tech  |
|         | Maeve Djaldi-Tabdi | Forward | Syracuse      |
| Nov. 26 | Marnelle Garraud   | Guard   | BC            |
| Dec. 3  | Maeve Djaldi-Tabdi | Forward | Syracuse      |
| Dec. 10 | Elissa Cunane      | Forward | NC State      |
| Dec. 17 | Elizabeth Balogun  | Guard   | Georgia Tech  |
| Dec. 23 | Elizabeth Balogun  | Guard   | Georgia Tech  |
| Dec. 31 | Miela Goodchild    | Guard   | Duke          |
| Jan. 7  | Elizabeth Balogun  | Guard   | Georgia Tech  |
| Jan. 14 | Makayla Dickens    | Guard   | BC            |
|         | Elizabeth Dixon    | Forward | Georgia Tech  |
| Jan. 21 | Elizabeth Balogun  | Guard   | Georgia Tech  |

>> PITT ACC STATS

| TEAM STATS            | ACC ONLY     | ALL GAMES   |
|-----------------------|--------------|-------------|
| Scoring Offense       | 48.4 (15th)  | 57.7 (15th) |
| Scoring Defense       | 73.8 (13th)  | 62.8 (10th) |
| Scoring Margin        | -25.4 (15th) | -5.2 (14th) |
| FG Percentage         | .300 (15th)  | .376 (14th) |
| FG Percentage Defense | .453 (14th)  | .381 (10th) |
| FT Percentage         | .541 (15th)  | .631 (15th) |
| 3-FG Percentage       | .314 (8th)   | .343 (5th)  |
| 3-FG Pct. Defense     | .365 (14th)  | .293 (7th)  |
| Rebounding Offense    | 33.0 (14th)  | 37.2 (13th) |
| Rebounding Defense    | 44.2 (15th)  | 38.7 (14th) |
| Rebounding Margin     | -11.2 (15th) | -1.5 (15th) |
| Blocks/Game           | 2.8 (11th)   | 3.9 (8th)   |
| Assists/Game          | 11.6 (12th)  | 13.7 (8th)  |
| Steals/Game           | 10.2 (2nd)   | 8.4 (8th)   |
| Turnover Margin       | -1.4 (10th)  | -2.3 (13th) |
| Assist/TO Ratio       | 0.6 (12th)   | 0.7 (10th)  |
| Offensive Rebounds    | 13.4 (10th)  | 12.3 (12th) |
| Defensive Rebounds    | 19.6 (14th)  | 24.9 (13th) |
| 3-FG Made/Game        | 6.6 (7th)    | 5.9 (9th)   |

>> INDIVIDUAL ACC STATS

|                        |                 |               |
|------------------------|-----------------|---------------|
| <b>Scoring</b>         |                 |               |
| Overall                | Cassidy Walsh   | 10.2 ppg      |
| ACC                    | Jasmine Whitney | 10.2 ppg      |
| <b>Rebounding</b>      |                 |               |
| Overall                | Cara Judkins    | 6.4 (21st)    |
| ACC                    | Cara Judkins    | 5.0 rpg       |
| <b>Assists</b>         |                 |               |
| Overall                | Jasmine Whitney | 3.8 (8th)     |
| ACC                    | Jasmine Whitney | 4.2 apg (7th) |
| <b>Steals</b>          |                 |               |
| Overall                | Kauai Bradley   | 1.9 (6th)     |
| ACC                    | Jasmine Whitney | 2.6 spg (3rd) |
| <b>FG Percentage</b>   |                 |               |
| Overall                | Kalista Walters | .641 (1st)    |
| ACC                    | Kalista Walters | 1.000 (1st)   |
| <b>FT Percentage</b>   |                 |               |
| Overall                | Jasmine Whitney | .806 (12th)   |
| ACC                    | Jasmine Whitney | .688          |
| <b>3-FG Percentage</b> |                 |               |
| Overall                | Kyla Nelson     | .397 (9th)    |
| ACC                    | Jasmine Whitney | .421 (12th)   |

>> SCOUTING THE OPPONENT

- » The Virginia Cavaliers enter Thursday nights game with a 7-11 overall record and a 1-4 ACC mark. The Cavaliers are coming off of their first ACC win of the season last time out as they downed Virginia Tech 62-58 at home.
- » The Cavaliers are being led offensively by Jocelyn Willoughby who is averaging a team-high 12.2 points, 7.6 rebounds and 1.8 assists while connecting on 49.3% of her three-point shots on the year.
- » Dominique Toussaint is averaging 11.2 points, 3.8 rebounds and a team-high 3.4 assists across a team-best 34.7 minutes/game. Brianna Tinsley has started 16 games and is averaging 8.9 points and 2.8 rebounds while connecting on 30 triples.
- » As a team, the Cavaliers are averaging 57.9 points/game while allowing their opponents to score 65.8 points/game. On the glass, Virginia is out-rebounding their opponents 38.6 to 37.8.
- » The Cavaliers are coached by first-year head coach Tina Thompson who comes to Virginia after three seasons as an assistant coach at Texas. Thompson is one of the best players in WNBA history as she began as the first ever number one overall draft pick in 1997 and ended as the league's all-time leading scorer in 2013.

| PITT              |  | TALE OF THE TAPE                 |                       | VIRGINIA |  |
|-------------------|--|----------------------------------|-----------------------|----------|--|
| Walsh (10.2 PPG)  |  | <b>Scoring</b>                   | Willoughby (12.2 PPG) |          |  |
| Judkins (6.3 RPG) |  | <b>Rebounding</b>                | Willoughby (7.6 RPG)  |          |  |
| Whitney (3.8 APG) |  | <b>Assists</b>                   | Toussaint (3.4 APG)   |          |  |
| Bradley (1.9 SPG) |  | <b>Steals</b>                    | Jablonowski (1.3 SPG) |          |  |
| Judkins (1.2 BPG) |  | <b>Blocks</b>                    | Aiyeotan (2.4 BPG)    |          |  |
| 57.7              |  | <b>Scoring Offense</b>           | 57.9                  |          |  |
| 62.8              |  | <b>Scoring Defense</b>           | 65.8                  |          |  |
| -5.2              |  | <b>Scoring Margin</b>            | -7.8                  |          |  |
| 37.6              |  | <b>Field Goal %</b>              | 35.7                  |          |  |
| 38.1              |  | <b>Field Goal % Defense</b>      | 40.1                  |          |  |
| 34.3              |  | <b>3-Point FG %</b>              | 30.5                  |          |  |
| 29.3              |  | <b>3-Point FG% Defense</b>       | 33.1                  |          |  |
| 5.9               |  | <b>3-Pointers Made Per Game</b>  | 6.4                   |          |  |
| 63.1              |  | <b>Free Throw %</b>              | 75.0                  |          |  |
| 9.8               |  | <b>Free Throws Made Per Game</b> | 10.7                  |          |  |
| 37.2              |  | <b>Rebounds Per Game</b>         | 38.6                  |          |  |
| -1.5              |  | <b>Rebound Margin</b>            | +0.7                  |          |  |
| 13.7              |  | <b>Assists Per Game</b>          | 11.1                  |          |  |
| 18.6              |  | <b>Turnovers Per Game</b>        | 16.5                  |          |  |
| 8.4               |  | <b>Steals Per Game</b>           | 5.7                   |          |  |
| 3.9               |  | <b>Blocks Per Game</b>           | 4.2                   |          |  |

>> GETTING THE START

|                         | 1       | 2      | 3       | 4      | 5        |
|-------------------------|---------|--------|---------|--------|----------|
| N7 UCF                  | Bugg    | Walsh# | Bradley | Garven | Walters  |
| N9 NEW ORLEANS          | Bugg    | Walsh  | Bradley | Garven | Judkins# |
| N13 YOUNGSTOWN STATE    | Bugg    | Walsh  | Bradley | Garven | Henry    |
| N16 CINCINNATI          | Bugg    | Walsh  | Whitney | Nelson | Walters  |
| N19 at Georgetown       | Bugg    | Walsh  | Whitney | Garven | Judkins  |
| N23 vs. Wisconsin       | Whitney | Walsh  | Nelson  | Garven | Judkins  |
| N24 vs. Arkansas        | Whitney | Walsh  | Nelson  | Garven | Judkins  |
| N25 vs. Tennessee State | Whitney | Walsh  | Nelson  | Garven | Judkins  |
| N29 at Northwestern     | Whitney | Walsh  | Nelson  | Garven | Judkins  |
| D5 FORDHAM              | Whitney | Walsh  | Nelson  | Garven | Judkins  |
| D8 WEST VIRGINIA        | Whitney | Walsh  | Nelson  | Garven | Judkins  |
| D18 UNCW                | Whitney | Walsh  | Bradley | Garven | Judkins  |
| D21 SAINT FRANCIS (PA.) | Whitney | Walsh  | Bradley | Garven | Judkins  |
| D29 at Duquesne         | Whitney | Walsh  | Bradley | Garven | Walters  |
| J3 at #2 Notre Dame     | Whitney | Walsh  | Bradley | Garven | Judkins  |
| J10 at #8 NC State      | Whitney | Walsh  | Bradley | Garven | Judkins  |
| J13 BOSTON COLLEGE      | Whitney | Walsh  | Bradley | Garven | Judkins  |
| J17 #12 SYRACUSE        | Whitney | Walsh  | Bradley | Garven | Judkins  |
| J20 CLEMSON             | Whitney | Walsh  | Bradley | Garven | Judkins  |
| J24 VIRGINIA            |         |        |         |        |          |
| J27 at Louisville       |         |        |         |        |          |
| J31 VIRGINIA TECH       |         |        |         |        |          |
| F3 at Duke              |         |        |         |        |          |
| F7 at Georgia Tech      |         |        |         |        |          |
| F10 MIAMI               |         |        |         |        |          |
| F14 NORTH CAROLINA      |         |        |         |        |          |
| F17 at Florida State    |         |        |         |        |          |
| F21 at Syracuse         |         |        |         |        |          |
| F28 at Wake Forest      |         |        |         |        |          |
| M3 LOUISVILLE           |         |        |         |        |          |

^ - Started four guards | # - First Career Start

>> STARTING COMBINATIONS

| Starting Combinations (Positions)                            | Used | Overall | ACC |
|--|------|---------|-----|
| Bugg (G), Walsh (G), Garven (F), Bradley (F), Walters (C)    | 1    | 0-1     | -   |
| Bugg (G), Walsh (G), Garven (F), Bradley (F), Judkins (C)    | 1    | 1-0     | -   |
| Bugg (G), Walsh (G), Garven (F), Bradley (F), Henry (C)      | 1    | 0-1     | -   |
| Bugg (G), Walsh (G), Nelson (G), Whitney (G), Walters (C)    | 1    | 1-0     | -   |
| Bugg (G), Walsh (G), Whitney (G), Garven (F), Judkins (C)    | 1    | 0-1     | -   |
| Whitney (G), Walsh (G), Nelson (G), Garven (F), Judkins (C)  | 6    | 4-2     | -   |
| Whitney (G), Walsh (G), Bradley (F), Garven (F), Judkins (C) | 7    | 2-5     | 0-5 |
| Whitney (G), Walsh (G), Bradley (F), Garven (F), Walters (C) | 1    | 1-0     | -   |

>> INSIDE THE SERIES

SERIES BREAKDOWN - VIRGINIA

**Series:** Pitt leads, 5-3  
**at Pitt:** Pitt leads, 3-1  
**at Virginia:** Series tied, 2-2  
**Neutral Site:** N/A

**First Meeting:** Nov. 25, 1995, at Virginia 103, Pitt 56  
**Last Meeting:** Dec. 28, 2017, at Virginia 62, Pitt 50

**Last Pitt Win:** Jan. 22, 2017, at Pitt, 62-54  
**Last Virginia Win:** Dec. 28, 2017, at Virginia, 62-50

**Streak:** Virginia, W1

ALL-TIME MEETINGS

| Date           | Site | Result | Score      |
|----------------|------|--------|------------|
| Nov. 25, 1995  | A    | L      | 56-103     |
| Nov. 22, 1996  | H    | L      | 55-64      |
| March 24, 2006 | N    | W      | 68-58      |
| Jan. 5, 2014   | A    | W      | 79-75      |
| Feb. 19, 2015  | H    | W      | 68-63 (OT) |
| Jan. 24, 2016  | A    | W      | 58-55      |
| Jan. 22, 2017  | H    | W      | 62-54      |
| Dec. 28, 2017  | A    | L      | 50-62      |

• WNIT (Fitzgerald Field House)

>> ALL-TIME VS. CONFERENCES

| CONFERENCE (2018-19 OPPONENTS)      | RECORD (%)     |
|-------------------------------------|----------------|
| The American (UCF, Cincinnati):     | 34-53 (.391)   |
| Atlantic Coast:                     | 79-184 (.300)  |
| Atlantic 10 (Fordham, Duquesne):    | 42-26 (.618)   |
| Big East (Georgetown):              | 116-169 (.408) |
| Big Ten (Wisconsin, Northwestern):  | 34-29 (.540)   |
| Big 12 (West Virginia):             | 20-34 (.370)   |
| Colonial (UNCW):                    | 19-8 (.704)    |
| Horizon League (Youngstown State):  | 33-9 (.786)    |
| Northeast (Saint Francis (Pa.)):    | 52-3 (.945)    |
| Ohio Valley (Tennessee State):      | 5-4 (.556)     |
| Southeastern Conference (Arkansas): | 4-16 (.200)    |
| Southland (New Orleans):            | 2-0 (1.000)    |

>> ALL-TIME VS. OPPONENTS

| TEAM                | RECORD | LAST TIME                   |
|---------------------|--------|-----------------------------|
| UCF                 | 0-1    | 11/7/18 - L, 61-58, H       |
| New Orleans         | 1-0    | 11/9/18 - W, 90-38, H       |
| Youngstown State    | 17-5   | 11/13/18 - L, 64-55, H      |
| Cincinnati          | 11-4   | 11/19/18 - W, 65-48, H      |
| Georgetown          | 27-24  | 11/23/13 - L, 72-70, H      |
| Wisconsin           | 1-3    | 11/23/18 - L, 57-42, N      |
| Arkansas            | 1-1    | 11/24/18 - W, 61-54, N      |
| Tennessee State     | 1-0    | 11/25/18 - W, 78-56, N      |
| Northwestern        | 3-1    | 11/29/18 - W, 52-49, A      |
| Fordham             | 3-1    | 12/5/18 - W, 65-62, H       |
| West Virginia       | 18-28  | 12/8/18 - L, 77-43, H       |
| UNCW                | 2-1    | 12/18/18 - W, 60-56, H      |
| Saint Francis (Pa.) | 10-3   | 12/21/18 - W, 78-75 (OT), H |
| Duquesne            | 21-16  | 12/29/18 - W, 66-58, A      |

VS. THE ACC

| TEAM           | RECORD | LAST TIME              |
|----------------|--------|------------------------|
| Virginia       | 5-3    | 12/28/17 - L, 62-50, A |
| Wake Forest    | 2-6    | 2/28/18 - L, 72-38, N  |
| North Carolina | 5-3    | 1/7/18 - L, 68-67, A   |
| Virginia Tech  | 5-8    | 1/11/18 - L, 89-66, A  |
| Georgia Tech   | 3-3    | 1/14/18 - W, 68-62, H  |
| Louisville     | 2-16   | 2/25/18 - L, 81-49, A  |
| Syracuse       | 19-42  | 1/17/19 - L, 82-50, H  |
| Notre Dame     | 3-27   | 1/3/19 - L, 100-44, A  |
| Duke           | 0-9    | 1/28/18 - L, 58-46, H  |
| Clemson        | 6-7    | 2/20/19 - L, 65-59, H  |
| Florida State  | 0-5    | 2/4/18 - L, 66-59, H   |
| Boston College | 18-28  | 1/13/19 - L, 59-55, H  |
| Miami          | 9-21   | 2/15/18 - L, 82-58, A  |
| NC State       | 2-6    | 1/10/19 - L, 63-34, A  |

>> THE PANTHERS WHEN...

|  |      |
|--|------|
| Playing at home                            | 5-6  |
| Playing on the road                        | 2-3  |
| Playing at a neutral site                  | 2-1  |
| vs. Top 10 teams                           | 0-2  |
| vs. Top 25 teams                           | 0-3  |
| Games decided by 3 points or fewer         | 3-1  |
| Games decided by 4-10 points               | 3-3  |
| Games decided by 11-19 points              | 1-1  |
| Games decided by 20 points or more         | 2-5  |
| Leading at the half                        | 5-2  |
| Tied at the half                           | 1-0  |
| Trailing at the half                       | 3-8  |
| Leading with 5:00 remaining                | 8-1  |
| Tied with 5:00 remaining                   | -    |
| Trailing with 5:00 remaining               | 1-9  |
| In overtime                                | 1-0  |
| Pitt scores fewer than 50 points           | 0-5  |
| Pitt scores 50-59 points                   | 1-5  |
| Pitt scores 60-69 points                   | 5-0  |
| Pitt scores 70-79 points                   | 2-0  |
| Pitt scores 80 or more points              | 1-0  |
| Opponent scores fewer than 50 points       | 3-0  |
| Opponent scores 50-59 points               | 4-2  |
| Opponent scores 60-69 points               | 1-4  |
| Opponent scores 70-79 points               | 1-2  |
| Opponent scores 80 or more points          | 0-2  |
| Pitt shoots 45% or better                  | 5-0  |
| Pitt shoots less than 45%                  | 4-10 |
| Opponent shoots 45% or better              | 0-2  |
| Opponent shoots less than 45%              | 9-8  |
| Pitt shoots better than opponent           | 8-0  |
| Opponent shoots better than (or ties) Pitt | 1-10 |
| Pitt out-rebounds opponent                 | 7-1  |
| Opponent out-rebounds (or ties) Pitt       | 2-9  |
| Pitt commits fewer than 14 turnovers       | 1-2  |
| Pitt commits 14 or more turnovers          | 8-8  |
| Pitt makes at least five 3-pointers        | 6-7  |
| Pitt makes four or fewer 3-pointers        | 3-3  |
| Pitt records seven or more steals          | 5-7  |
| Pitt records six or fewer steals           | 2-2  |
| Wearing white uniforms                     | 6-6  |
| Wearing navy uniforms                      | 3-3  |
| Wearing gold uniforms                      | -    |
| Wearing pink uniforms                      | -    |
| Wearing retro uniforms                     | 0-1  |
| Pitt scores first                          | 5-4  |
| Opponent scores first                      | 4-6  |
| On Monday                                  | 0-1  |
| On Tuesday                                 | 1-1  |
| On Wednesday                               | 1-1  |
| On Thursday                                | 1-3  |
| On Friday                                  | 3-1  |
| On Saturday                                | 2-1  |
| On Sunday                                  | 1-2  |
| In November                                | 5-4  |
| In December                                | 4-1  |
| In January                                 | 0-5  |
| In February                                | -    |
| In March                                   | -    |

>> NOTES

**NINTH MEETING WITH THE CAVALIERS**

- » Thursday's matchup against the Virginia Cavaliers will be the ninth meeting of all-time between the two programs with the Panthers owning the 5-3 series record.
- » Pitt has won five of the last six games between the two teams. Virginia won the matchup last season 62-50 at home.
- » The Panthers own the 3-1 series lead over the Cavaliers inside the Petersen Events Center.

**TOUGH ACC SCHEDULE CONTINUES FOR PANTHERS**

- » The Panthers were awarded no favors when the schedule for ACC play was announced as they opened conference play on the road against a pair of top-10 teams before returning home and hosting #12 Syracuse.
- » For the first time in program history, Pitt opened their conference slate with three top-15 teams through the first four games as they played #2 Notre Dame, #8 NC State and #12 Syracuse.
- » After two home games against unranked opponents, the Panthers will then hit the road for a test against nationally ranked Louisville, marking the fourth game against a nationally ranked foe out of the first seven ACC games.

**WHITNEY EXCELLING AT THE POINT**

- » Junior guard **Jasmine Whitney** has taken the starting point guard spot and ran with it while showing steady growth so far this season.
- » The junior has started 16 straight games at the point and has helped the Panthers to a 8-8 record in the games she started this season.
- » Last time out, Whitney had a strong game as she netted 10 points, a team-high seven assists, five rebounds and four steals across 36 minutes of work against Clemson.
- » Whitney is enjoying her best season to date as she is averaging a career-high 9.4 points, a team-high 3.8 assists, 3.3 rebounds and 1.8 steals while connecting on a career-best 15 three-pointers.
- » Over her last 12 games, the junior is averaging a team-high 11.4 points, 4.2 assists, 3.3 rebounds and 1.9 steals while playing an average of 30.3 minutes/game and leading the Panthers to six wins.
- » The junior has scored 20+ points twice this season including a career-high 23 points in a win at Duquesne earlier this year. She has scored in double figures eight times on the year.
- » She has led the Panthers in assists 13 times this season including in each of the last six games. She has recorded at least four assists 12 times on the year.

**WALSH CONTINUES STEADY PLAY**

- » Senior guard **Cassidy Walsh** is enjoying the best season of her career thanks to more playing time in the backcourt for the Panthers. The senior is leading the team with an average of 30.9 minutes played/game.
- » Walsh has been the Panthers most consistent performer this season as she is the lone Pitt player to start all 19 games and is averaging a team-high 10.2 points, 3.7 rebounds and 2.5 assists so far this season.
- » She has also made a team-high 36 three-pointers and is shooting 32.7% from deep on the year. The senior has connected on at least one three-pointer in 12 straight games and two or more triples in seven of her last nine games for the Panthers.
- » Last time out, Walsh netted 10 points, a career-high six steals, four rebounds and four assists while connecting on a pair of triples in the loss to Clemson.
- » Walsh has a team-high 11 double-digit scoring games this season including a career-high 21 point performance in the win over New Orleans earlier this season.

**GARVEN GETTING IT DONE DOWN LOW**

- » Senior **Danielle Garven** has seen her role in the Pitt rotation grow over the last couple weeks and her impact has helped the Panthers win seven of their last 13.
- » Last time out, Garven played 31 minutes and finished with nine points, three blocks, two rebounds and two assists in the loss to Clemson.
- » Garven has started 15 straight games for Pitt and has scored in double figures in six of those games and in eight games overall this season.

- » Across her last 14 games, Garven is averaging 10.2 points, 4.0 rebounds and 2.1 assists while shooting 72.5% from the charity stripe.

**BRADLEY HAS CAREER GAME VS. CLEMSON**

- » Senior **Kauai Bradley** has done a little bit of everything this season for the Panthers and she will be asked to do even more down the stretch to help Pitt secure ACC victories.
- » In the loss to Clemson on Sunday, Bradley had a career game as she finished with a career-best 17 points, six rebounds, three blocks and two steals while going 6-for-17 from the floor and 3-for-9 from behind the arc.
- » On the year, the senior is averaging 26.1 minutes, 5.8 points, 4.7 rebounds, 1.9 steals and 1.4 assists while starting 11 games.
- » She has scored in double figures twice on the year while also grabbing 10+ rebounds on two occasions.
- » Bradley has recorded 11 multi-steal games and five multi-block games this season for the Panthers.

**TURNING THEM OVER**

- » The Panthers defense prides itself on getting their opponents to turn the ball over and they have done a great job of doing that so far this season.
- » Pitt is forcing an average of 16.3 turnovers/game this season overall but they have turned up the pressure through the first five ACC games as they are forcing an average of 17.4 turnovers/game.
- » Overall the Panthers are averaging 8.4 steals/game which ranks eighth in the ACC but through five conference games Pitt ranks second in steals/game averaging 10.2.
- » Pitt has six players with double figure steal numbers so far this season led by **Kauai Bradley** who has notched 37 and **Jasmine Whitney** who has recorded 35 thefts so far this season. Bradley ranks sixth in the ACC averaging 1.9/game on the season while Whitney ranks third in ACC play averaging 2.3/game.
- » Last time out, Pitt forced 22 Clemson turnovers as they have now forced 10+ turnovers in 12 straight games and in 17 games overall this season. The Panthers have also forced 20+ turnovers four times.
- » On the year, Pitt has three games with at least 15 steals including a season-high 18 thefts in the win over New Orleans.

**PAINT SUCCESS = TEAM SUCCESS**

- » Controlling the paint has proved to be a pivotal task for the Panthers this season and when they do so they usually win.
- » On the year, Pitt owns a 9-2 record when they score the same or more points inside the paint than their opponent. The Panthers are 0-8 this year when they lose the scoring in the paint category.
- » Last time out, Clemson won the battle inside as they out-scored Pitt 30-16 in the paint.
- » As a team, Pitt is averaging 23.8 points/game inside the paint while their opponents are scoring 24.5 points/game.
- » The Panthers have posted two games this season of 40+ points in the paint, both victories, and fives games with 30+ paint points.

**SHOOTING FOR THE STARS**

- » One of the keys to success so far this season for the Panthers has been shooting the ball at a higher percentage than their opponents.
- » Pitt is 8-0 this season when shooting a higher percentage from the floor than their opponent and 1-10 when not doing so.
- » Last time out, Clemson was able to out-shoot Pitt 43.1% to 36.2% behind a strong third quarter that saw them shoot 8-for-14 from the floor.
- » The Panthers have shot 45% or higher from the floor in five games this season, all victories. Earlier this season Pitt shot a season-best 58.7% in the win over Tennessee State.
- » Pitt has posted an unblemished 8-0 record this season when they score at least 60 points. In the eight games that Pitt has scored 60+ points, they are shooting 46.3% from the floor.

>> NOTES

**GRIBBLE MEDICALLY DISQUALIFIED**

- » Junior sharpshooter **Alayna Gribble** was granted a medical disqualification on Friday, Jan. 18, due to multiple concussions, as announced by head coach Lance White.
- » Gribble will conclude her career appearing in 52 games while accumulating 371 points, 105 rebounds and 96 three-pointers, a mark that ranks 10th in program history.
- » She also tied the school record for three-pointers made in a game (seven) on two occasions.
- » The junior connected on at least one three in 42 of her 52 games while connecting on five or more four times in three seasons.

**BUGG OUT INDEFINITELY**

- » As announced by head coach **Lance White**, the Panthers leading scorer **Aysia Bugg** will be out indefinitely due to blood clots.
- » Bugg was pacing the Pitt offense through the first five games of the season before being diagnosed with the blood clots. The redshirt senior was averaging a team-high 29.6 minutes, 14.0 points, 3.4 assists and 2.4 rebounds while starting all five games at point and netting 20+ points two times.

**PANTHERS ADD TEXAS TECH TRANSFER**

- » On Jan. 4, head coach Lance White announced the addition of Texas Tech transfer center Marcella Lamark dos Santos to the team for the 2019-20 campaign.
- » Lamark dos Santos will be eligible for the second semester of the 2019-20 campaign after not appearing in a game at Texas Tech during the first semester of this season.
- » The Brazil native was a highly recruited transfer from the junior college ranks as she played two seasons at the College of Central Florida where she started all 23 games as a sophomore and averaged 13.1 points, 9.1 rebounds and 2.0 blocks while connecting on 47.1% of her field goal attempts.

**WHITE ANNOUNCES #FIRSTCLASS**

- » First-year head coach Lance White announced his first signing class on Nov. 20 when he revealed the names of five student-athletes that will be joining the Panthers for the 2019-20 campaign.
- » Amber Brown comes to Pitt from Monroe, Louisiana where she was named First Team All-District after averaging 28.0 points, 6.0 assists, 3.0 steals and 2.0 blocks during her junior campaign. She is a strong perimeter player who will be a great defender and has a strong pull up jumper.
- » Cynthia Ezeja comes to the Panthers from Athens,

Greece where she was a starter for the Greek National U18 team. She is a two-time national champion in U16 and a one-time national champion at the U18 level. Ezeja has limitless athleticism which will help her become dominant inside the paint and exploding to the basket.

- » Dayshanelle Harris comes to Pitt from Youngstown, Ohio where she was an AP First Team Division II All-State performer in 2018. She averaged 25.6 points and 6.0 assists while also tying a school record with 51 points in a game during the first round of playoffs as a freshman. Harris is an attacking guard who has great ability around the basket.
- » Emy Hayford comes to the Panthers from Maastricht, Netherlands where she played for her national team. She was named MVP of the Luxemburg International Invitational for National Teams in 2017. Hayford has incredible basketball IQ and outstanding athletic ability.
- » Rita Igbokwe comes to Pitt from Jonesboro, Georgia where she averaged 8.2 points and 8.0 rebounds last season. She is also ranked 34th amongst all forwards in the class of 2019. Igbokwe can run the floor and will add a strong defensive presence inside the paint.

>> ON THIS DATE

**JANUARY 24**

|      |                  |   |       |
|------|------------------|---|-------|
| 1978 | at Penn State    | L | 60-81 |
| 1979 | at Maryland      | L | 74-81 |
| 1987 | at Georgetown    | L | 53-65 |
| 1989 | at Seton Hall    | L | 73-89 |
| 1990 | at Connecticut   | L | 68-81 |
| 1993 | at Connecticut   | L | 52-73 |
| 1996 | Villanova        | L | 55-71 |
| 1998 | at Miami         | L | 55-72 |
| 1999 | at West Virginia | L | 57-83 |
| 2001 | Georgetown       | L | 56-76 |
| 2004 | at St. John's    | L | 72-83 |
| 2007 | at Louisville    | L | 59-72 |
| 2009 | at Syracuse      | W | 77-75 |
| 2014 | Boston College   | W | 78-70 |

**Notes:**

- Pitt is 2-12 all-time when playing on Jan. 24, but have won the last two games in 2014 and 2009.
- The Panthers have played at home three times on this date since 1978, winning one match against Boston College in 2014, 78-70.
- Pitt fell to Connecticut twice on Jan. 24. Both matches were away in 1990 (68-81) and 1993 (52-73).

>> HIGHS & LOWS

**Most First Quarter Points**

|          |    |                  |
|----------|----|------------------|
| Pitt     | 20 | vs. Clemson      |
| Opponent | 32 | at #2 Notre Dame |

**Fewest First Quarter Points**

|          |   |               |
|----------|---|---------------|
| Pitt     | 5 | at Georgetown |
| Opponent | 5 | vs. UCF       |

**Most Second Quarter Points**

|          |    |                  |
|----------|----|------------------|
| Pitt     | 30 | vs. New Orleans  |
| Opponent | 28 | at #2 Notre Dame |

**Fewest Second Quarter Points**

|          |   |                  |
|----------|---|------------------|
| Pitt     | 4 | at #2 Notre Dame |
| Opponent | 6 | at Northwestern  |

**Most First Half Points**

|          |    |                  |
|----------|----|------------------|
| Pitt     | 50 | vs. New Orleans  |
| Opponent | 60 | at #2 Notre Dame |

**Fewest First Half Points**

|          |    |                          |
|----------|----|--------------------------|
| Pitt     | 14 | at #2 Notre Dame         |
| Opponent | 18 | 3x, last at Northwestern |

**Most Third Quarter Points**

|          |    |                        |
|----------|----|------------------------|
| Pitt     | 27 | vs. Saint Francis (PA) |
| Opponent | 28 | vs. #12 Syracuse       |

**Fewest Third Quarter Points**

|          |   |                |
|----------|---|----------------|
| Pitt     | 5 | at #8 NC State |
| Opponent | 7 | vs. Cincinnati |

**Most Fourth Quarter Points**

|          |    |                   |
|----------|----|-------------------|
| Pitt     | 22 | at Northwestern   |
| Opponent | 24 | vs. West Virginia |

**Fewest Fourth Quarter Points**

|          |    |                  |
|----------|----|------------------|
| Pitt     | 10 | vs. #12 Syracuse |
| Opponent | 9  | vs. New Orleans  |

**Most Second Half Points**

|          |    |                        |
|----------|----|------------------------|
| Pitt     | 46 | vs. Saint Francis (PA) |
| Opponent | 44 | vs. #12 Syracuse       |

**Fewest Second Half Points**

|          |    |                  |
|----------|----|------------------|
| Pitt     | 18 | vs. #12 Syracuse |
| Opponent | 18 | vs. Cincinnati   |

>> GAME FLOW

| Opponent            | Ties | Lead Changes | Largest Lead | Largest Deficit |
|---------------------|------|--------------|--------------|-----------------|
| UCF                 | 5    | 8            | 11           | 5               |
| NEW ORLEANS         | 1    | 2            | 54           | 4               |
| YOUNGSTOWN STATE    | 3    | 10           | 6            | 9               |
| CINCINNATI          | 5    | 5            | 17           | 4               |
| at Georgetown       | 1    | 1            | 3            | 30              |
| vs. Wisconsin       | 4    | 4            | 7            | 15              |
| vs. Arkansas        | 2    | 1            | 15           | 2               |
| vs. Tennessee State | 0    | 1            | 25           | 3               |
| at Northwestern     | 1    | 7            | 8            | 4               |
| FORDHAM             | 4    | 10           | 7            | 9               |
| WEST VIRGINIA       | 0    | 0            | 0            | 36              |
| UNCW                | 6    | 7            | 6            | 13              |
| SAINT FRANCIS (PA.) | 6    | 8            | 8            | 12              |
| at Duquesne         | 6    | 6            | 9            | 9               |
| at #2 Notre Dame    | 1    | 0            | 0            | 62              |
| at #8 NC State      | 0    | 0            | 0            | 31              |
| BOSTON COLLEGE      | 4    | 7            | 7            | 10              |
| #12 SYRACUSE        | 3    | 2            | 2            | 36              |
| CLEMSON             | 4    | 1            | 12           | 9               |
| VIRGINIA            |      |              |              |                 |
| at Louisville       |      |              |              |                 |
| VIRGINIA TECH       |      |              |              |                 |
| at Duke             |      |              |              |                 |
| at Georgia Tech     |      |              |              |                 |
| MIAMI               |      |              |              |                 |
| NORTH CAROLINA      |      |              |              |                 |
| at Florida State    |      |              |              |                 |
| at Syracuse         |      |              |              |                 |
| at Wake Forest      |      |              |              |                 |
| LOUISVILLE          |      |              |              |                 |

>> SPECIALTY STATS

| Opponent            | In Paint | Off TO | 2nd Chance | Fast Break | Bench |
|---------------------|----------|--------|------------|------------|-------|
| UCF                 | 14       | 7      | 6          | 4          | 16    |
| NEW ORLEANS         | 30       | 46     | 13         | 22         | 47    |
| YOUNGSTOWN STATE    | 28       | 13     | 8          | 12         | 23    |
| CINCINNATI          | 32       | 12     | 13         | 16         | 22    |
| at Georgetown       | 14       | 6      | 11         | 2          | 11    |
| vs. Wisconsin       | 14       | 13     | 7          | 0          | 5     |
| vs. Arkansas        | 42       | 4      | 10         | 2          | 24    |
| vs. Tennessee State | 34       | 16     | 11         | 13         | 14    |
| at Northwestern     | 20       | 14     | 8          | 12         | 12    |
| FORDHAM             | 28       | 12     | 9          | 2          | 17    |
| WEST VIRGINIA       | 22       | 10     | 10         | 5          | 10    |
| UNCW                | 28       | 10     | 12         | 4          | 14    |
| SAINT FRANCIS (PA.) | 44       | 29     | 13         | 18         | 15    |
| at Duquesne         | 22       | 12     | 11         | 10         | 17    |
| at #2 Notre Dame    | 18       | 13     | 8          | 7          | 14    |
| at #8 NC State      | 12       | 5      | 4          | 0          | 8     |
| BOSTON COLLEGE      | 24       | 20     | 8          | 20         | 5     |
| #12 SYRACUSE        | 10       | 16     | 4          | 6          | 15    |
| CLEMSON             | 16       | 12     | 6          | 11         | 6     |
| VIRGINIA            |          |        |            |            |       |
| at Louisville       |          |        |            |            |       |
| VIRGINIA TECH       |          |        |            |            |       |
| at Duke             |          |        |            |            |       |
| at Georgia Tech     |          |        |            |            |       |
| MIAMI               |          |        |            |            |       |
| NORTH CAROLINA      |          |        |            |            |       |
| at Florida State    |          |        |            |            |       |
| at Syracuse         |          |        |            |            |       |
| at Wake Forest      |          |        |            |            |       |
| LOUISVILLE          |          |        |            |            |       |

>> PANTHERS' LARGEST...

|                          |    |
|--------------------------|----|
| Lead:                    | 54 |
| Deficit:                 | 62 |
| Margin of Victory:       | 52 |
| Margin of Defeat:        | 56 |
| Halftime Lead:           | 32 |
| Halftime Deficit:        | 46 |
| Deficit in Win:          | 13 |
| Halftime Deficit in Win: | 12 |
| Lead in Loss:            | 12 |
| Halftime Lead in Loss:   | 5  |

>> CHARTING THE PANTHERS

>> PRODUCTION TRACKER

| DOUBLE-DOUBLES  | 14-15 | 15-16 | 16-17 | 17-18 | 18-19 | STRK | TOTAL |
|-----------------|-------|-------|-------|-------|-------|------|-------|
| Kalista Walters | -     | -     | 1     | 5     | -     | -    | 6     |
| Kauai Bradley   | -     | -     | 2     | -     | -     | -    | 2     |
| Aysia Bugg      | -     | 1     | -     | -     | -     | -    | 1     |
| Jasmine Whitney | -     | -     | 1     | -     | -     | -    | 1     |
| Danielle Garven | -     | -     | -     | 1     | -     | -    | 1     |
| Cara Judkins    | -     | -     | -     | -     | 1     | -    | 1     |

| 10+ POINTS      | 14-15 | 15-16 | 16-17 | 17-18 | 18-19 | STRK | TOTAL |
|-----------------|-------|-------|-------|-------|-------|------|-------|
| Kalista Walters | -     | 13    | 9     | 11    | 2     | -    | 35    |
| Aysia Bugg      | 6     | 10    | 9     | -     | 3     | -    | 28    |
| Jasmine Whitney | -     | -     | 8     | 10    | 8     | 1    | 26    |
| Cassidy Walsh   | -     | 1     | 1     | 2     | 11    | 2    | 15    |
| Alayna Gribble  | -     | -     | 6     | 7     | 1     | -    | 14    |
| Kauai Bradley   | -     | 1     | 7     | 4     | 2     | 1    | 14    |
| Danielle Garven | -     | -     | -     | 5     | 8     | -    | 13    |
| Kyla Nelson     | -     | -     | -     | 2     | 3     | -    | 5     |
| Pika Rodriguez  | -     | -     | -     | 4     | -     | -    | 4     |
| Cara Judkins    | -     | -     | -     | -     | 4     | -    | 4     |

| 20+ POINTS      | 14-15 | 15-16 | 16-17 | 17-18 | 18-19 | STRK | TOTAL |
|-----------------|-------|-------|-------|-------|-------|------|-------|
| Kalista Walters | -     | 2     | -     | 3     | -     | -    | 5     |
| Jasmine Whitney | -     | -     | -     | 1     | 2     | 1    | 3     |
| Aysia Bugg      | -     | 1     | -     | -     | 2     | -    | 3     |
| Alayna Gribble  | -     | -     | 1     | 1     | -     | -    | 2     |
| Cassidy Walsh   | -     | -     | -     | -     | 1     | -    | 1     |
| Danielle Garven | -     | -     | -     | -     | 1     | -    | 1     |

| 10+ REBOUNDS    | 14-15 | 15-16 | 16-17 | 17-18 | 18-19 | STRK | TOTAL |
|-----------------|-------|-------|-------|-------|-------|------|-------|
| Kalista Walters | -     | -     | 1     | 8     | -     | -    | 9     |
| Kauai Bradley   | -     | -     | 2     | -     | 2     | -    | 4     |
| Danielle Garven | -     | -     | -     | 2     | -     | -    | 2     |
| Cara Judkins    | -     | -     | -     | -     | 2     | -    | 2     |

| 10+ ASSISTS     | 14-15 | 15-16 | 16-17 | 17-18 | 18-19 | STRK | TOTAL |
|-----------------|-------|-------|-------|-------|-------|------|-------|
| Aysia Bugg      | -     | 2     | -     | -     | -     | -    | 2     |
| Jasmine Whitney | -     | -     | 2     | -     | -     | -    | 2     |

| 30+ MINUTES     | 14-15 | 15-16 | 16-17 | 17-18 | 18-19 | STRK | TOTAL |
|-----------------|-------|-------|-------|-------|-------|------|-------|
| Aysia Bugg      | 6     | 17    | 17    | -     | 3     | -    | 43    |
| Jasmine Whitney | -     | -     | 9     | 20    | 7     | 1    | 36    |
| Kalista Walters | -     | 8     | 7     | 16    | -     | -    | 32    |
| Kauai Bradley   | -     | -     | 9     | 10    | 7     | 1    | 26    |
| Cassidy Walsh   | -     | 1     | -     | -     | 13    | 1    | 14    |
| Danielle Garven | -     | -     | -     | 5     | 8     | 3    | 13    |
| Alayna Gribble  | -     | -     | 3     | 5     | -     | -    | 9     |
| Kyla Nelson     | -     | -     | -     | 2     | -     | -    | 2     |

| 40+ MINUTES     | 14-15 | 15-16 | 16-17 | 17-18 | 18-19 | STRK | TOTAL |
|-----------------|-------|-------|-------|-------|-------|------|-------|
| Kalista Walters | -     | -     | -     | 2     | -     | -    | 2     |
| Jasmine Whitney | -     | -     | -     | 2     | -     | -    | 2     |
| Aysia Bugg      | -     | 1     | -     | -     | -     | -    | 1     |
| Cassidy Walsh   | -     | -     | -     | -     | 1     | -    | 1     |

| LED IN POINTS   | 14-15 | 15-16 | 16-17 | 17-18 | 18-19 | STRK | TOTAL |
|-----------------|-------|-------|-------|-------|-------|------|-------|
| Aysia Bugg      | 1     | 5     | 2     | -     | 3     | -    | 12    |
| Kalista Walters | -     | 6     | 2     | 2     | 1     | -    | 11    |
| Alayna Gribble  | -     | -     | 4     | 3     | -     | -    | 7     |
| Jasmine Whitney | -     | -     | 1     | 1     | 5     | -    | 7     |
| Kauai Bradley   | -     | -     | 3     | 2     | 2     | 1    | 7     |
| Danielle Garven | -     | -     | -     | 2     | 3     | -    | 5     |
| Cassidy Walsh   | -     | -     | -     | -     | 4     | -    | 4     |
| Pika Rodriguez  | -     | -     | -     | 2     | -     | -    | 2     |
| Cara Judkins    | -     | -     | -     | -     | 2     | -    | 2     |

| LED IN REBOUNDS | 14-15 | 15-16 | 16-17 | 17-18 | 18-19 | STRK | TOTAL |
|-----------------|-------|-------|-------|-------|-------|------|-------|
| Kalista Walters | -     | 2     | 4     | 13    | 4     | -    | 23    |
| Kauai Bradley   | -     | -     | 6     | 2     | 4     | 1    | 12    |
| Jasmine Whitney | -     | -     | 5     | 2     | 1     | -    | 8     |
| Cara Judkins    | -     | -     | -     | -     | 7     | -    | 7     |
| Danielle Garven | -     | -     | -     | 2     | 2     | -    | 4     |
| Kyla Nelson     | -     | -     | -     | 1     | 1     | -    | 2     |
| Cassidy Walsh   | -     | -     | -     | -     | 2     | -    | 2     |
| Alayna Gribble  | -     | -     | 1     | -     | -     | -    | 1     |

| LED IN ASSISTS  | 14-15 | 15-16 | 16-17 | 17-18 | 18-19 | STRK | TOTAL |
|-----------------|-------|-------|-------|-------|-------|------|-------|
| Jasmine Whitney | -     | -     | 14    | 18    | 13    | 6    | 45    |
| Aysia Bugg      | 8     | 17    | 14    | -     | 1     | -    | 40    |
| Kauai Bradley   | -     | -     | 6     | 8     | 2     | -    | 16    |
| Cassidy Walsh   | -     | 4     | 1     | 1     | 5     | -    | 11    |
| Kyla Nelson     | -     | -     | -     | 2     | -     | -    | 2     |
| Danielle Garven | -     | -     | -     | 1     | 1     | -    | 2     |

>> CAREER MILESTONE WATCH

KALISTA WALTERS

| Milestone        | Currently | To Go | Date Achieved/Opponent   |
|------------------|-----------|-------|--------------------------|
| 1,000 points     | 811       | 189   | --                       |
| 500 rebounds     | 480       | 20    | --                       |
| 150 steals       | 122       | 28    | --                       |
| 150 blocks       | 124       | 26    | --                       |
| 100 assists      | 94        | 6     | --                       |
| 100 games played | 110       | -     | 11/29/18 at Northwestern |

JASMINE WHITNEY

| Milestone        | Currently | To Go | Date Achieved/Opponent     |
|------------------|-----------|-------|----------------------------|
| 600 points       | 591       | 9     | --                         |
| 300 assists      | 306       | --    | 1/20/19 vs. Clemson        |
| 250 rebounds     | 261       | --    | 1/13/19 vs. Boston College |
| 150 steals       | 132       | 18    | --                         |
| 100 games played | 79        | 21    | --                         |

KAUAI BRADLEY

| Milestone        | Currently | To Go | Date Achieved/Opponent          |
|------------------|-----------|-------|---------------------------------|
| 500 points       | 482       | 18    | --                              |
| 400 rebounds     | 374       | 26    | --                              |
| 200 assists      | 193       | 7     | --                              |
| 150 steals       | 156       | -     | 1/13/19 vs. Boston College      |
| 100 games played | 106       | -     | 12/21/18 vs. Saint Francis (PA) |

CASSIDY WALSH

| Milestone        | Currently | To Go | Date Achieved/Opponent |
|------------------|-----------|-------|------------------------|
| 400 points       | 370       | 30    | --                     |
| 150 rebounds     | 152       | --    | 1/20/19 vs. Clemson    |
| 150 assists      | 125       | 25    | --                     |
| 100 games played | 96        | 4     | --                     |

ALAYNA GRIBBLE

| Milestone      | Currently | To Go | Date Achieved/Opponent |
|----------------|-----------|-------|------------------------|
| 100 3-pointers | 96        | 4     | --                     |

>> CAREER STARTS AT PITT

| PLAYER             | YEAR  | 14-15 | 15-16 | 16-17 | 17-18 | 18-19 | TOTAL | STREAK | GAMES |
|--------------------|-------|-------|-------|-------|-------|-------|-------|--------|-------|
| 32 Kalista Walters | Sr.   | -     | 19    | 8     | 30    | 3     | 60    | -      | 110   |
| 14 Kauai Bradley   | Sr.   | -     | -     | 27    | 20    | 11    | 58    | 8      | 106   |
| 2 Aysia Bugg       | R-Sr. | 29    | 31    | 27    | -     | 5     | 92    | -      | 97    |
| 4 Cassidy Walsh    | Sr.   | -     | -     | -     | -     | 19    | 19    | 19     | 96    |
| 3 Jasmine Whitney  | Jr.   | -     | -     | 17    | 30    | 16    | 63    | 16     | 79    |
| 23 Alayna Gribble  | Jr.   | -     | -     | 1     | 14    | -     | 15    | -      | 50    |
| 13 Kyla Nelson     | So.   | -     | -     | -     | 9     | 7     | 16    | -      | 46    |
| 1 Danielle Garven  | Sr.   | -     | -     | -     | 17    | 18    | 35    | 15     | 42    |
| 22 Jaala Henry     | So.   | -     | -     | -     | -     | 1     | 1     | -      | 40    |
| 11 Cara Judkins    | So.   | -     | -     | -     | -     | 15    | 15    | 5      | 33    |
| 00 Jahsyni Knight  | Fr.   | -     | -     | -     | -     | -     | -     | -      | 16    |
| 10 Ismini Prapa    | Fr.   | -     | -     | -     | -     | -     | -     | -      | 12    |

>> POINT DIFFERENTIAL

| MARGIN | 1 | 2 | 3 | 4 | 5 | 6 | 7 | 8 | 9 | 10 | 11 | 12 | 13 | 14 | 15 | 16-20 | 20-29 | 30-39 | 40-49 | 50+ |
|--------|---|---|---|---|---|---|---|---|---|----|----|----|----|----|----|-------|-------|-------|-------|-----|
| WINS   | - | - | 3 | 1 | - | - | 1 | 1 | - | -  | -  | -  | -  | -  | -  | 1     | 1     | -     | -     | 1   |
| LOSSES | - | - | 1 | 1 | - | 1 | - | - | 1 | -  | -  | -  | -  | -  | 1  | -     | 2     | 2     | -     | 1   |

>> THE LAST TIME IT HAPPENED...

| TEAM   |  |
|--|--|
| Played a ranked team:                        | 1/17/19 vs. No. 12 Syracuse (L, 82-50)     |
| Beat a ranked team:                          | 3/21/15 vs. No. 17 Chattanooga (51-40)     |
| Played a top-10 team:                        | 1/10/19 at No. 8 NC State (L, 63-34)       |
| Beat a top-10 team:                          | 1/8/15 vs. No. 8/6 North Carolina (84-59)  |
| Played a top-5 team:                         | 1/3/19 at No. 2 Notre Dame (L, 100-44)     |
| Beat a top-5 team:                           | Never                                      |
| Won an overtime game:                        | 12/21/18 vs. Saint Francis (PA) (78-75 OT) |
| Lost an overtime game:                       | 1/10/16 vs. NC State (78-76 3OT)           |
| Played two or more overtimes:                | 1/10/16 vs. NC State (78-76 3OT)           |
| Played three overtimes:                      | 1/10/16 vs. NC State (78-76 3OT)           |
| Played four overtimes:                       | Never                                      |
| Won an ACC road game:                        | 2/1/18 at Clemson (58-42)                  |
| Won an ACC Tournament game:                  | 3/2/16 vs. North Carolina (82-72 OT)       |
| Won a non-conference road game:              | 12/29/18 at Duquesne (66-58)               |
| Won a non-conference neutral site game:      | 11/25/18 vs. Tennessee State (78-56)       |
| Lost an ACC home game:                       | 1/20/19 vs. Clemson (65-59)                |
| Lost a non-conference home game:             | 12/8/18 vs. West Virginia (77-43)          |
| Scored 100+ points:                          | 12/29/02 vs. Norfolk State (W, 104-78)     |
| Scored 100+ points in regulation:            | 12/29/02 vs. Norfolk State (W, 104-78)     |
| Allowed 100+ points:                         | 1/3/19 at No. 2 Notre Dame (L, 100-44)     |
| Scored 90+ points:                           | 11/9/18 vs. New Orleans (W, 90-38)         |
| Allowed 90+ points:                          | 1/3/19 at No. 2 Notre Dame (L, 100-44)     |
| Scored 80+ points:                           | 11/9/18 vs. New Orleans (W, 90-38)         |
| Scored 50 points or fewer:                   | 1/17/19 vs. No. 12 Syracuse (L, 82-50)     |
| Allowed 50 points or fewer:                  | 11/29/18 at Northwestern (W, 52-49)        |
| Scored 40 points or fewer:                   | 1/10/19 at No. 8 NC State (L, 63-34)       |
| Allowed 40 points or fewer:                  | 11/9/18 vs. New Orleans (W, 90-38)         |
| Made 10+ 3-pointers:                         | 11/9/18 vs. New Orleans (12)               |
| Allowed 10+ 3-pointers:                      | 1/10/19 at No. 8 NC State (10)             |
| Made 20+ free throws:                        | 11/19/17 vs. Towson (24)                   |
| Shot 60 percent from the field:              | 12/29/12 at Buffalo (.603)                 |
| Opponent shot 60 percent from the field:     | 3/3/16 vs. Miami (.600)                    |
| Shot 50 percent from the field:              | 11/25/18 vs. Tennessee State (.587)        |
| Opponent shot 50 percent from field:         | 1/3/19 at No. 2 Notre Dame (.523)          |
| Shot less than 30 percent:                   | 1/10/19 at No. 8 NC State (.222)           |
| Shot less than 20 percent:                   | 2/28/16 at Louisville (.192)               |
| Shot 60 percent from 3-point range:          | 12/29/18 at Duquesne (.600)                |
| Shot 50 percent from 3-point range:          | 12/29/18 at Duquesne (.600)                |
| Opponent shot 50 percent from 3-point range: | 11/16/17 vs. Duquesne (.571)               |
| Shot 100 percent from the free throw line:   | 11/21/17 at Cincinnati (7-7)               |
| Shot 90 percent from the free throw line:    | 11/21/17 at Cincinnati (1.000)             |
| Had 50+ rebounds:                            | 3/2/16 vs. North Carolina (52)             |
| Allowed 50+ rebounds:                        | 1/17/19 vs. No. 12 Syracuse (51)           |
| Had 25+ assists:                             | 11/9/18 vs. New Orleans (28)               |
| Had 30+ assists:                             | 11/23/16 vs. Slippery Rock (32)            |
| Had five or fewer turnovers:                 | 11/21/16 vs. Loyola Maryland (5)           |
| Had 25+ turnovers:                           | 12/21/18 vs. Saint Francis (PA) (25)       |
| Forced 25+ turnovers:                        | 12/21/18 vs. Saint Francis (PA) (27)       |
| Had 10+ blocks:                              | 12/9/17 vs. UNCW (12)                      |
| Had 15+ steals:                              | 1/13/19 vs. Boston College (15)            |
| Allowed 15+ steals:                          | 1/14/16 at Syracuse (20)                   |

| INDIVIDUAL                            |  |
|---------------------------------------|--|
| 40+ points:                           | 12/21/08, Shavonte Zellous vs. Florida (42)  |
| 30+ points:                           | 2/16/17, Brenna Wise vs. Virginia Tech (31)  |
| 20+ points:                           | 1/13/19, Jasmine Whitney vs. Boston College (20)   |
| Two Panthers 20+ points:              | 11/16/17 vs. Duquesne  |
|                                       | Yacine Diop (22), Kalista Walters (21)   |
| Five+ Panthers 10+ points:            | 11/25/17 vs. Arkansas State (6)  |
|                                       | Yacine Diop (16), Kauai Bradley (13), Cassidy Walsh (12), Alayna Gribble (11), Pika Rodriguez (11), Kalista Walters (10) |
| Double-Double:                        | 12/29/18, Cara Judkins   |
|                                       | 10 points, 11 rebounds   |
| Double-Double (pts/assists):          | 11/12/16, Jasmine Whitney vs. Mount St. Mary's   |
|                                       | 17 points, 11 assists  |
| Two Panthers with double-doubles:     | 12/9/17 vs. UNCW   |
|                                       | Yacine Diop (22 pts, 10 rebs), Kalista Walters (12 pts, 11 rebs),  |
| Three Panthers with double-doubles:   | 3/2/16 vs. North Carolina  |
|                                       | Brenna Wise (25P, 10R), Stasha Carey (15P, 10R), Yacine Diop (14P, 12R)  |
| Triple-Double:                        | 2/9/02, Laine Selwyn vs. St. John's  |
|                                       | 12 points, 11 rebounds, 10 assists   |
| Opponent double-double:               | 11/29/18 at Northwestern   |
|                                       | Pallas Kunaivi-Akpanah (16 pts, 10 rebs)   |
| Opponent triple-double:               | 2/8/11, Khadijah Rushdan, Rutgers  |
|                                       | 13 points, 10 rebounds, 10 assists   |
| Opponent 40+ points:                  | 12/9/95, Nadine Malcom, Providence (40)  |
| Opponent 30+ points:                  | 2/22/18, Chelsea Nelson, No. 21/22 NC State (30)   |
| Opponent 20+ points:                  | 1/17/19, Digna Strautmene, No. 12 Syracuse (22)  |
| 15+ rebounds:                         | 1/28/18, Yacine Diop vs. No. 18/18 Duke (15)   |
| Opponent 15+ rebounds:                | 2/25/18, Myisha Hines-Allen, No. 4/5 Louisville (16)   |
| 10+ assists:                          | 12/4/16, Jasmine Whitney vs. Charlotte (10)  |
| Opponent 10+ assists:                 | 12/7/14, April Robinson, Duquesne (11)   |
| Seven or more blocks:                 | 1/18/15, Monica Wignot at Georgia Tech (9)   |
| Six or more blocks:                   | 12/9/17, Yacine Diop vs. UNCW (6)  |
| Opponent six or more blocks:          | 12/29/18, Kadri-Ann Lass, Duquesne (6)   |
| Five or more steals:                  | 1/20/19, Cassidy Walsh vs. Clemson (6)   |
| Two players with five or more steals: | 1/13/19, Jasmine Whitney (6), Kauai Bradley (5)  |
| Opponent five or more steals:         | 11/29/18, Pallas Kunaivi-Akpanah, at Northwestern (5)  |

## &gt;&gt; PLAYER SEASON &amp; CAREER HIGHS

| 2018-19  | CAREER        |
|--|---------------|
| <b>0 - Jahsyni Knight</b>                          |               |
| Pts 6 vs. Arkansas (11/24/18)                      | same          |
| Rebs 4, 2x, last vs. West Virginia (12/8/18)       | 2x, last same |
| Asts 3, 2x, last vs. Saint Francis (PA) (12/21/18) | 2x, last same |
| Blks -   | -             |
| Stls 4 at Northwestern (11/29/18)                  | same          |
| Mins 25 vs. #12 Syracuse (1/17/19)                 | same          |

| 2018-19                                  | CAREER                          |
|--|---------------------------------|
| <b>1 - Danielle Garven</b>               |                                 |
| Pts 20 vs. Saint Francis (PA) (12/21/18) | Same                            |
| Rebs 9 vs. Saint Francis (PA) (12/21/18) | 10, 2x; last vs. PSU (12/17/17) |
| Asts 4 vs. Arkansas (11/24/18)           | 6 vs. Chicago State (12/31/17)  |
| Blks 3 vs. Clemson (1/20/19)             | 4 vs. Towson (11/19/17)         |
| Stls 2 vs. New Orleans (11/9/18)         | 2, 6x; last same                |
| Mins 34 vs. Wisconsin (11/23/18)         | 39 vs. PSU (12/17/17)           |

| 2018-19                          | CAREER                                    |
|----------------------------------|---|
| <b>2 - Aysia Bugg</b>            |   |
| Pts 23 vs. Cincinnati (11/16/18) | Same                                      |
| Rebs 4 vs. UCF (11/7/18)         | 7, 2x; last vs. VT (2/16/17)              |
| Asts 8 vs. New Orleans (11/9/18) | 10, 2x; last vs. North Carolina (2/18/16) |
| Blks -                           | 2, 3x; last at #6/6 Notre Dame (1/12/17)  |
| Stls 1 vs. Cincinnati (11/16/18) | 5 at Saint Francis (Pa.) (11/16/15)       |
| Mins 37 vs. YSU (11/13/18)       | 39 vs. NC State (1/10/16)                 |

| 2018-19                                  | CAREER                                     |
|--|--|
| <b>3 - Jasmine Whitney</b>               |  |
| Pts 23 at Duquesne (12/29/18)            | Same                                       |
| Rebs 7, 2x, last vs. UNCW (12/18/18)     | 9 vs. Cornell (11/26/16)                   |
| Asts 7, 2x, last vs. Clemson (1/20/19)   | 11 vs. Mount St. Mary's (11/12/16)         |
| Blks 1, 2x; last vs. Arkansas (11/24/18) | 2, 4x; last vs. Georgia Tech (1/14/18)     |
| Stls 6 vs. Boston College (1/13/19)      | Same                                       |
| Mins 37 vs. Boston College (1/13/19)     | 40, 2x; last vs. #2/2 Louisville (1/18/18) |

| 2018-19                                     | CAREER                                 |
|---|--|
| <b>4 - Cassidy Walsh</b>                    |  |
| Pts 21 vs. New Orleans (11/9/18)            | Same                                   |
| Rebs 8 vs. UNCW (12/18/18)                  | Same                                   |
| Asts 5 vs. New Orleans (11/9/18)            | 5, 2x; last same                       |
| Blks 1, 2x, last at Northwestern (11/29/18) | 1, 4x; last at Northwestern (11/29/18) |
| Stls 6 vs. Clemson (1/20/19)                | Same                                   |
| Mins 40 vs. Saint Francis (PA) (12/21/18)   | Same                                   |

| 2018-19                                       | CAREER |
|---|--------|
| <b>10 - Ismini Prapa</b>                      |        |
| Pts 2, 4x; last vs. No. 12 Syracuse (1/17/19) | same   |
| Rebs 2 vs. New Orleans (11/9/18)              | same   |
| Asts 2 vs. New Orleans (11/9/18)              | same   |
| Blks 1 vs. New Orleans (11/9/18)              | same   |
| Stls -  | -      |
| Mins 11 vs. New Orleans (11/9/18)             | same   |

| 2018-19                                 | CAREER                           |
|---|----------------------------------|
| <b>11 - Cara Judkins</b>                |                                  |
| Pts 16 vs. UNCW (12/18/18)              | 16 vs. UNCW (12/18/18)           |
| Rebs 13 vs. Cincinnati (11/16/18)       | same                             |
| Asts 1, 7x; last at Duquesne (12/29/18) | 2 vs. #2/2 Louisville (1/18/18)  |
| Blks 3, 2x; last vs. UNCW (12/18/18)    | 3, 3x, last vs. UNCW (12/18/18)  |
| Stls 2 at Georgetown (11/19/18)         | same                             |
| Mins 26, 4x, last vs. Clemson (1/20/19) | 28 vs. #2/2 Louisville (1/18/18) |

| 2018-19                 | CAREER |
|-------------------------|--------|
| <b>12 - Tehya Lyons</b> |        |
| Pts -                   | -      |
| Rebs -                  | -      |
| Asts -                  | -      |
| Blks -                  | -      |
| Stls -                  | -      |
| Mins -                  | -      |

| 2018-19                                     | CAREER                          |
|---|---------------------------------|
| <b>13 - Kyla Nelson</b>                     |                                 |
| Pts 12 vs. New Orleans (11/9/18)            | 14 at #10/11 WVU (12/7/17)      |
| Rebs 6, 2x; last at Duquesne (12/29/18)     | 6, 2x; last same                |
| Asts 3, 2x; last vs. Clemson (1/20/19)      | 6 vs. Arkansas State (11/25/17) |
| Blks 1, 2x; last at Georgetown (11/9/18)    | 1, 4x; last same                |
| Stls 2, 2x; last at Northwestern (11/29/18) | 3, 2x; last at Clemson (2/1/18) |
| Mins 29 vs. Arkansas (11/24/18)             | 36 vs. Georgia Tech (1/14/18)   |

| 2018-19  | CAREER                                 |
|--|--|
| <b>14 - Kauai Bradley</b>                          |  |
| Pts 17 vs. Clemson (1/20/19)                       | 17, 2x; last vs. Clemson (1/20/19)     |
| Rebs 13 at Northwestern (11/29/18)                 | Same                                   |
| Asts 5 vs. Saint Francis (PA) (12/21/18)           | 7, 2x; last vs. Chicago St. (12/31/17) |
| Blks 3, 2x, last vs. Saint Francis (PA) (12/21/18) | 4 vs. YSU (11/14/16)                   |
| Stls 5, 2x, last vs. Boston College (1/13/19)      | 6 at #10/11 WVU (12/7/17)              |
| Mins 39 vs. Clemson (1/20/19)                      | 2x; last vs. Clemson (1/20/19)         |

| 2018-19                    | CAREER                              |
|----------------------------|-------------------------------------|
| <b>20 - Pika Rodriguez</b> |                                     |
| Pts -                      | 17 at Virginia (12/28/17)           |
| Rebs -                     | 2, 2x; last vs. Bucknell (12/20/17) |
| Asts -                     | 2 vs. Arkansas State (11/25/17)     |
| Blks -                     | -                                   |
| Stls -                     | 1, 5x; last at Miami (2/15/18)      |
| Mins -                     | 27 at Syracuse (1/21/18)            |

| 2018-19   | CAREER                                 |
|---|--|
| <b>22 - Jaala Henry</b>                           |  |
| Pts 5, 2x, last vs. Saint Francis (PA) (12/21/18) | 2x, last same                          |
| Rebs 6 vs. New Orleans (11/9/18)                  | same                                   |
| Asts 1 vs. New Orleans (11/9/18)                  | 1, 4x; last same                       |
| Blks 2 vs. New Orleans (11/9/18)                  | 2, 5x; last same                       |
| Stls 1, 5x, last vs. No. 12 Syracuse (1/17/19)    | 2, 2x; last vs. Wake Forest (2/28/18)  |
| Mins 16 at #2 Notre Dame (1/3/19)                 | 22, 2x; last vs. Wake Forest (2/28/18) |

| 2018-19                             | CAREER                               |
|-------------------------------------|--------------------------------------|
| <b>23 - Alayna Gribble</b>          |                                      |
| Pts 17 vs. New Orleans (11/9/18)    | 29 vs. Georgia Tech (1/14/18)        |
| Rebs 6 vs. Cincinnati (11/16/18)    | 6, 2x; last same                     |
| Asts 2 vs. New Orleans (11/9/18)    | 4 vs. Syracuse (2/19/18)             |
| Blks 1 vs. New Orleans (11/9/18)    | 2, 2x; last vs. Duquesne (11/16/17)  |
| Stls 1, 2x; last vs. YSU (11/13/18) | 2 vs. #2/2 Louisville (1/18/18)      |
| Mins 16 vs. New Orleans (11/9/18)   | 35, 2x; last at Wake Forest (2/5/17) |

| 2018-19                                    | CAREER                                |
|--|---------------------------------------|
| <b>32 - Kalista Walters</b>                |                                       |
| Pts 13 vs. Arkansas (11/24/18)             | 26 vs. Saint Francis (Pa.) (11/16/15) |
| Rebs 9, 2x; last at #2 Notre Dame (1/3/19) | 16 vs. YSU (11/10/17)                 |
| Asts 5 vs. Tennessee State (11/25/18)      | same                                  |
| Blks 3 vs. Fordham (12/5/18)               | 5, 2x; last at Syracuse (1/21/18)     |
| Stls 4 vs. New Orleans (11/9/18)           | 5 vs. #10/11 Florida State (2/4/18)   |
| Mins 27 vs. YSU (11/13/18)                 | 40, 2x; last at Virginia (12/28/17)   |



# LANCE WHITE <<

HEAD COACH | FIRST SEASON  
TEXAS TECH, '96, '98

**HOMETOWN:** Spur, Texas

**EDUCATION:** Texas Tech '96 - B.S. in exercise and sport science; Texas Tech '98 - M.S. in sports administration

**FAMILY:** Wife - Melanie, two children - Quentin and Vivian

#### MAJOR ACCOLADES:

- Women's Basketball Coaches Association (WBCA) National Assistant Coach of the Year (2017)

#### CAREER HIGHLIGHTS:

- Reached at least NCAA Tournament second round in 20 of the last 22 seasons
- Five NCAA Elite Eight appearances
- Five NCAA Sweet 16 appearances
- Back-to-back ACC Regular Season Co-Championships (2009, 2010)
- Back-to-back Big 12 Tournament Championships (1998, 1999)
- Three consecutive Big 12 Regular Season Championships (1998, 1999, 2000)
- At Florida State: 10 WNBA Draft picks, 37 All-ACC awards, Eight ACC All-Defensive awards

#### WHAT THEY'RE SAYING

*Sue Semrau, Florida State head women's basketball coach (1997-present)*

- "Lance has played an integral part in building our program to this point. He is not only a great teacher, but also a strong connector. Pittsburgh is getting a tremendous person who cares deeply about his own family in addition to his basketball family. It has been 15 amazing years coaching with Lance, and we wish him nothing but the best."

*Stan Wilcox, Florida State Director of Athletics (2013-present)*

- "Lance has played an integral part in building our program to this point. He is not only a great teacher, but also a strong connector. Pittsburgh is getting a tremendous person who cares deeply about his own family in addition to his basketball family. It has been 15 amazing years coaching with Lance, and we wish him nothing but the best."

*Marsha Sharp, Texas Tech head women's basketball coach (1982-2006)*

- "I think this is a win-win for the University of Pittsburgh and also for Lance. I think he is going to bring an incredible amount of energy and a great work ethic to his job every single day. He is a person who connects people and makes them feel like they're a part of his programs. I'm so excited for him and his family for this opportunity. I told him that he had been preparing his entire career for this day and how excited I am for him that it's here and what a great job I know he's going to do. I have great confidence in him."

**Lance White** was introduced as the ninth head coach of Pitt women's basketball in program history on Thursday, April 19, 2018.

White comes to Pitt after spending the past 15 years at Florida State, where he helped the Seminoles to a 350-145 (.707) record, including 12 seasons with 20 or more wins.

During his final season at Florida State (2017-18), the Seminoles posted 25 or more wins for the fourth consecutive season, finishing with a 26-7 overall record and averaged the second-most points in a season in program history with 81.0 points per game. It was just the second time FSU averaged 80 or more points per game in a season. The team ranked in the Top 20 nationally in field goal percentage (20th), offensive rebounds per game (16th), rebound margin (sixth), rebounds per game (11th), scoring margin (10th) and scoring offense (13th). The Seminoles led the ACC in rebounding offense (42.8), rebounding margin (+10.0) and offensive rebounding percentage (41.4 percent).

During his time at FSU, 10 players were selected in the WNBA Draft, eight earned ACC All-Defensive team honors and 37 earned all-conference awards. He helped the Florida State reach the NCAA Tournament in 13 of the past 14 years, while the team won at least one NCAA Tournament game in its past 15 appearances.

For his standout coaching efforts during the 2016-17 season, White was named the Women's Basketball Coaches Association (WBCA) National Assistant Coach of the Year.

During his time in Tallahassee, White helped FSU reach new levels of success and brought an infectious energy to the program. He directed the Seminole defense and offense during his tenure in addition to being one of the country's top recruiters.

Florida State captured back-to-back regular season ACC co-titles in 2010 and 2011, and advanced to the 2010 NCAA Tournament Elite Eight. After serving as assistant coach for the first nine seasons in Tallahassee, White was promoted to associate head coach prior to the 2012-13 campaign.

Prior to Florida State, White spent 11 seasons at Texas Tech, including five years as an assistant coach with the Lady Raiders' top-10 program under legendary head coach Marsha Sharp. With White on staff, Texas Tech won three Big 12 championships and advanced to seven consecutive NCAA Tournaments, including five Sweet 16 and two Elite Eight appearances. He was a student assistant on Tech's 1993 national championship team and a graduate assistant coach for two seasons before being elevated to a full-time coach in 1998.

While in Lubbock, White worked with some of the best players the game has ever seen, including National Player of the Year and three-time WNBA MVP Sheryl Swoopes as well as Plenette Pierson, who was named 2007 WNBA Sixth Woman of the Year.

A 1996 graduate of Texas Tech, White earned his bachelor's degree in exercise and sports science. He went on to receive a master's degree in sports administration in August 1998. He attended Lubbock Christian University for three semesters before transferring to Texas Tech in January 1993.

As a high school athlete in Spur, he was a three-time All-District selection, two-time All-Region, and two-time third team all-state choice in basketball. His high school basketball and football teams advanced to the regional round both his junior and senior years. In addition to his football and basketball accolades, he was listed in the Spalding Top 100 tennis players in 1991.

He is married to the former Melanie Smith. The Whites are the proud parents of Quentin and Vivian.



# JAHSYNI KNIGHT <<

0 | GUARD | 5-7 | FRESHMAN  
PERTH AMBOY, N.J. | RUTGERS PREP

NOTES

- Has played in each of the last 16 games for the Panthers
- Played double digit minutes in 12 of the last 14 games for Pitt
- Notched a career-high four steals in the win over Northwestern (11/29)
- Played a career-high 25 minutes off the bench against #12 Syracuse
- **Last appearance:** Came off the bench against Clemson - Played five minutes and grabbed one rebound

BIO HIGHLIGHTS

**HIGH SCHOOL:**  
Led Rutgers Preparatory to two consecutive NJSIAA State Championships, two Non-Public B Sectional titles and three consecutive Somerset County Championships ... Ranked 84th overall by ESPN and 78th overall by Bluestar Basketball ... Named a Smith & Smith Preseason All-America honorable mention, a two-time Courier News All-Area first team member and a Non-Public B All-State honoree.

**PERSONAL:**  
Born Feb. 28, 1999.

2017-18 SEASON HIGHS

- **PTS:** 6, vs. Arkansas, 11/24/18
- **REBS:** 4, vs. Tennessee State, 11/25/18
- **FGM:** 3, vs. Arkansas, 11/24/18
- **3FGM:** -
- **FTM:** 2, vs. Wisconsin, 11/23/18
- **ASSTS:** 3, 2x, last vs. Saint Francis (PA) (12/21/18)
- **BLKS:** -
- **STLS:** 4, at Northwestern, 11/29/18
- **MINS:** 20 vs. West Virginia, 12/8/18

CAREER HIGHS

- **PTS:** 6, vs. Arkansas, 11/24/18
- **REBS:** 4, vs. Tennessee State, 11/25/18
- **FGM:** 3, vs. Arkansas, 11/24/18
- **3FGM:** -
- **FTM:** 2, vs. Wisconsin, 11/23/18
- **ASSTS:** 3, 2x, last vs. Saint Francis (PA) (12/21/18)
- **BLKS:** -
- **STLS:** 4, at Northwestern, 11/29/18
- **MINS:** 20 vs. West Virginia, 12/8/18

2018-19 SEASON

PRODUCTION TRACKER

CAREER

|   |                                |   |
|---|--------------------------------|---|
| - | .....10+ POINTS.....           | - |
| - | .....30+ MINUTES.....          | - |
| - | .....LED PITT IN REBOUNDS..... | - |
| - | .....LED PITT IN ASSISTS.....  | - |

2018-19 GAME-BY-GAME STATS

| Opponent           | Date     | gs | min | Total  |      | 3-Pointers |      | Free throws |      | Rebounds |     |     |     | pts | avg |    |     |     |     |     |
|--------------------|----------|----|-----|--------|------|------------|------|-------------|------|----------|-----|-----|-----|-----|-----|----|-----|-----|-----|-----|
|                    |          |    |     | fg-fga | pct  | 3fg-fga    | pct  | ft-fa       | pct  | off      | def | tot | avg |     |     |    |     |     |     |     |
| UCF                | 11/7/18  |    | dnp | -      | -    | -          | -    | -           | -    | -        | -   | -   | -   | -   | -   |    |     |     |     |     |
| NEW ORLEANS        | 11/9/18  |    | dnp | -      | -    | -          | -    | -           | -    | -        | -   | -   | -   | -   | -   |    |     |     |     |     |
| YOUNGSTOWN STATE   | 11/13/18 |    | dnp | -      | -    | -          | -    | -           | -    | -        | -   | -   | -   | -   | -   |    |     |     |     |     |
| CINCINNATI         | 11/16/18 | 1  | 0-0 | .000   | 0-0  | .000       | 0-0  | .000        | 0    | 0        | 0   | 0.0 | 0   | 0   | 0.0 |    |     |     |     |     |
| at Georgetown      | 11/19/18 | 2  | 0-2 | .000   | 0-0  | .000       | 0-0  | .000        | 0    | 0        | 0.0 | 1   | 0   | 0   | 0.0 |    |     |     |     |     |
| vs Wisconsin       | 11/23/18 | 11 | 1-1 | 1.000  | 0-0  | .000       | 2-4  | .500        | 0    | 0        | 0   | 0.0 | 1   | 0   | 1   | 4  | 1.3 |     |     |     |
| vs Arkansas        | 11/24/18 | 13 | 3-6 | .500   | 0-0  | .000       | 0-0  | .000        | 0    | 2        | 2   | 0.5 | 0   | 1   | 0   | 2  | 6   | 2.5 |     |     |
| vs Tennessee State | 11/25/18 | 18 | 1-5 | .200   | 0-2  | .000       | 1-4  | .250        | 1    | 3        | 4   | 1.2 | 2   | 3   | 3   | 0  | 3   | 2.6 |     |     |
| at Northwestern    | 11/29/18 | 16 | 1-4 | .250   | 0-0  | .000       | 1-1  | 1.000       | 0    | 2        | 2   | 1.3 | 1   | 2   | 3   | 0  | 4   | 3   | 2.7 |     |
| FORDHAM            | 12/5/18  | 11 | 0-1 | .000   | 0-0  | .000       | 0-0  | .000        | 0    | 0        | 0   | 1.1 | 0   | 0   | 1   | 0  | 0   | 0   | 2.3 |     |
| WEST VIRGINIA      | 12/8/18  | 20 | 2-5 | .400   | 0-0  | .000       | 0-2  | .000        | 3    | 1        | 4   | 1.5 | 1   | 1   | 2   | 0  | 0   | 4   | 2.5 |     |
| UNCW               | 12/18/18 | 17 | 0-3 | .000   | 0-0  | .000       | 1-2  | .500        | 0    | 1        | 1   | 1.4 | 3   | 1   | 2   | 0  | 2   | 1   | 2.3 |     |
| SAINT FRANCIS (PA) | 12/21/18 | 16 | 0-4 | .000   | 0-0  | .000       | 0-0  | .000        | 1    | 0        | 1   | 1.4 | 4   | 3   | 1   | 0  | 3   | 0   | 2.1 |     |
| at Duquesne        | 12/29/18 | 13 | 0-2 | .000   | 0-0  | .000       | 1-2  | .500        | 0    | 1        | 1   | 1.4 | 1   | 0   | 1   | 0  | 0   | 1   | 2.0 |     |
| at Notre Dame      | 01/03/19 | 14 | 1-1 | 1.000  | 0-0  | .000       | 0-0  | .000        | 1    | 0        | 1   | 1.3 | 2   | 1   | 3   | 0  | 1   | 2   | 2.0 |     |
| at #8 NC State     | 01/10/19 | 16 | 0-2 | .000   | 0-0  | .000       | 0-2  | .000        | 0    | 1        | 1   | 1.3 | 2   | 0   | 1   | 0  | 0   | 0   | 1.8 |     |
| BOSTON COLLEGE     | 1/13/19  | 8  | 0-1 | .000   | 0-0  | .000       | 0-0  | .000        | 0    | 1        | 1   | 1.3 | 1   | 1   | 2   | 0  | 1   | 0   | 1.7 |     |
| SYRACUSE           | 1/17/19  | 25 | 1-4 | .250   | 0-0  | .000       | 1-4  | .250        | 0    | 1        | 1   | 1.3 | 3   | 2   | 4   | 0  | 2   | 3   | 1.8 |     |
| CLEMSON            | 1/20/19  | 5  | 0-0 | .000   | 0-0  | .000       | 0-0  | .000        | 1    | 0        | 1   | 1.3 | 0   | 0   | 1   | 0  | 0   | 0   | 1.7 |     |
| <b>Totals</b>      |          | 0  | 206 | 10-41  | .244 | 0-2        | .000 | 7-21        | .333 | 7        | 13  | 20  | 1.3 | 22  | 15  | 25 | 0   | 16  | 27  | 1.7 |

Games played: 16  
Minutes/game: 12.9  
Points/game: 1.7  
FG Pct: 24.4  
3FG Pct: 0.0  
FT Pct: 33.3

Rebounds/game: 1.3  
Assists/game: 0.9  
Turnovers/game: 1.6  
Assist/turnover ratio: 0.6  
Steals/game: 1.0

CAREER STATS

| Season       | gp-gs | min/avg  | Total  |      | 3-Point |      | F-Throws |      | Rebounds |     |     |     | Scoring |     |     |    |   |    |    |     |
|--------------|-------|----------|--------|------|---------|------|----------|------|----------|-----|-----|-----|---------|-----|-----|----|---|----|----|-----|
|              |       |          | fg-fga | pct  | fg-fga  | pct  | ft-fa    | pct  | off      | def | tot | avg | pf      | pts | avg |    |   |    |    |     |
| 2018-19      | 16-0  | 206/12.9 | 10-41  | .244 | 0-2     | .000 | 7-21     | .333 | 7        | 13  | 20  | 1.3 | 22      | 0   | 15  | 25 | 0 | 16 | 27 | 1.7 |
| <b>TOTAL</b> | 16-0  | 206/12.9 | 10-41  | .244 | 0-2     | .000 | 7-21     | .333 | 7        | 13  | 20  | 1.3 | 22      | 0   | 15  | 25 | 0 | 16 | 27 | 1.7 |



# DANIELLE GARVEN <<

1 | FORWARD | 6-1 | SENIOR  
TORONTO, ONTARIO | CHIPOLA COLLEGE

### BIO HIGHLIGHTS

#### AS A JUNIOR (2017-18):

Started first 15 games of the season before suffering a concussion against Wake Forest (Jan. 4) and missing the next five games ... Returned to action against No. 5/5 Notre Dame (Jan. 25) ... Scored a season-high 18 points in her first game as a Panther vs. Youngstown State (Nov. 10) ... Posted a double-double against Penn State (Dec. 17) with 12 points and 10 rebounds ... Five double-figure scoring outings.

#### AT CHIPOLA COLLEGE (2016-17):

NJCAA All-America Honorable Mention ... Averaged 13.7 points and 7.5 rebounds per game ... Scored in double figures in 27 games, with four outings of 20 points or more ... Helped the Indians reach the NJCAA Elite Eight, leading the squad with 19 points and eight rebounds in a 65-60 loss to national runner-up Trinity Valley in Lubbock, Texas ... Earned NJCAA All-Tournament Team honors ... Chipola finished the season at 28-5.

#### AT MINNESOTA (2015-16):

Appeared in nine games for the Gophers ... grabbed three rebounds in collegiate debut against Wofford (Nov. 13) ... Scored four points and pulled down a rebound against NJIT (Dec. 28) ... Had three points against Nebraska (Feb. 11)

#### TEAM CANADA:

Played for her age-level Canadian National Team 2013-2015 ... Participated in the 2015 FIBA U19 World Championship in Russia ... Played for the sixth-place Canadian team at the 2014 FIBA U17 World Championships in the Czech Republic ... Helped her national team win silver at the 2013 FIBA Americas U16 Championships in Mexico.

#### HIGH SCHOOL:

A 2015 graduate of St. John Paul II Catholic Secondary School.

#### PERSONAL:

Born Feb. 27, 1997 ... Daughter of Devon Garven and Janice Grant ... Has an older brother, Craig Hanson ... Cousin Tristan Thompson played basketball at Texas and is currently with the Cleveland Cavaliers.

### NOTES

- Eight double-figure scoring outings this season.
- Notched a career-high 20 points, nine rebounds, three assists, two blocks and a steal in the win over Saint Francis (PA) (12/21/18)
- Ranks third on the team averaging 9.4 points on the season.
- 2017 NJCAA All-America Honorable Mention; transferred from Chipola College following 2016-17.
- **Last appearance:** started vs. Clemson - 31 mins, 9 pts, 3 blks, 2 rebs, 2 assts

### 2018-19 SEASON HIGHS

- **PTS:** 20 vs. Saint Francis (PA), 12/21/18
- **REBS:** 9 vs. Saint Francis (PA), 12/21/18
- **FGM:** 9 vs. Saint Francis (PA), 12/21/18
- **3FGM:** -
- **FTM:** 7 vs. Wisconsin, 11/23/18
- **ASSTS:** 4 vs. Arkansas, 11/24/18
- **BLKS:** 3 vs. Clemson, 1/20/19
- **STLS:** 3 vs. West Virginia, 12/8/18
- **MINS:** 34, vs. Wisconsin, 11/23/18

### CAREER HIGHS

- **PTS:** 20, vs. Saint Francis (PA), 12/21/18
- **REBS:** 10, 2x, last vs. Penn State, 12/17/17
- **FGM:** 9 vs. Saint Francis (PA), 12/21/18
- **3FGM:** 1 vs. Youngstown State, 11/10/17
- **FTM:** 7 vs. Wisconsin, 11/23/18
- **ASSTS:** 6 vs. Chicago State, 12/31/17
- **BLKS:** 4 vs. Towson, 11/19/17
- **STLS:** 3 vs. West Virginia, 12/8/18
- **MINS:** 39 vs. Penn State, 12/17/17

### 2018-19 SEASON

### PRODUCTION TRACKER

### CAREER

|   |                    |    |
|---|--------------------|----|
| - | DOUBLE-DOUBLES     | 1  |
| 8 | 10+ POINTS         | 11 |
| - | 10+ REBOUNDS       | 2  |
| 3 | LED PITT IN POINTS | 5  |

### 2018-19 GAME-BY-GAME STATS

| Opponent           | Date     | gs | min | Total  |        | 3-Pointers |      | Free throws |       | Rebounds |     |     |     | Other |    |     |     |     |     |      |     |
|--------------------|----------|----|-----|--------|--------|------------|------|-------------|-------|----------|-----|-----|-----|-------|----|-----|-----|-----|-----|------|-----|
|                    |          |    |     | fg-fga | pct    | 3fg-fga    | pct  | ft-fta      | pct   | off      | def | tot | avg | pf    | a  | t/o | blk | stl | pts | avg  |     |
| UCF                | 11/7/18  | *  | 20  | 1-5    | .200   | 0-0        | .000 | 2-2         | 1.000 | 1        | 1   | 2   | 2.0 | 5     | 0  | 4   | 0   | 0   | 4   | 4.0  |     |
| NEW ORLEANS        | 11/9/18  | *  | 25  | 7-11   | .636   | 0-0        | .000 | 1-2         | .500  | 4        | 4   | 8   | 5.0 | 1     | 2  | 4   | 0   | 2   | 15  | 9.5  |     |
| YOUNGSTOWN STATE   | 11/13/18 | *  | 17  | 0-4    | .000   | 0-0        | .000 | 0-0         | .000  | 0        | 0   | 0   | 3.3 | 2     | 2  | 2   | 0   | 0   | 0   | 6.3  |     |
| CINCINNATI         | 11/16/18 | *  | 19  | 4-9    | .444   | 0-0        | .000 | 5-7         | .714  | 2        | 4   | 6   | 4.0 | 4     | 0  | 4   | 0   | 1   | 13  | 8.0  |     |
| at Georgetown      | 11/19/18 | *  | 26  | 2-9    | .222   | 0-0        | .000 | 0-0         | .000  | 3        | 5   | 8   | 4.8 | 4     | 0  | 1   | 1   | 0   | 4   | 7.2  |     |
| vs Wisconsin       | 11/23/18 | *  | 34  | 4-10   | .400   | 0-1        | .000 | 7-10        | .700  | 2        | 3   | 5   | 4.8 | 2     | 2  | 4   | 0   | 1   | 15  | 8.5  |     |
| vs Arkansas        | 11/24/18 | *  | 30  | 4-9    | .444   | 0-0        | .000 | 4-4         | 1.000 | 1        | 3   | 4   | 4.7 | 3     | 4  | 6   | 0   | 0   | 12  | 9.0  |     |
| vs Tennessee State | 11/25/18 | *  | 22  | 7-11   | .636   | 0-0        | .000 | 3-4         | .750  | 0        | 2   | 2   | 4.4 | 0     | 1  | 3   | 1   | 0   | 17  | 10.0 |     |
| at Northwestern    | 11/29/18 | *  | 30  | 2-9    | .222   | 0-0        | .000 | 1-2         | .500  | 2        | 3   | 5   | 4.4 | 0     | 3  | 2   | 0   | 1   | 5   | 9.4  |     |
| FORDHAM            | 12/5/18  | *  | 32  | 8-13   | .615   | 0-0        | .000 | 0-0         | .000  | 0        | 5   | 5   | 4.5 | 2     | 2  | 3   | 1   | 0   | 16  | 10.1 |     |
| WEST VIRGINIA      | 12/8/18  | *  | 26  | 3-11   | .273   | 0-0        | .000 | 2-2         | 1.000 | 0        | 3   | 3   | 4.4 | 2     | 1  | 1   | 0   | 3   | 8   | 9.9  |     |
| UNCW               | 12/18/18 | *  | 32  | 2-6    | .333   | 0-0        | .000 | 3-4         | .750  | 2        | 1   | 3   | 4.3 | 1     | 3  | 2   | 0   | 0   | 7   | 9.7  |     |
| SAINT FRANCIS (PA) | 12/21/18 | *  | 33  | 9-19   | .474   | 0-0        | .000 | 2-2         | 1.000 | 3        | 6   | 9   | 4.6 | 3     | 3  | 3   | 2   | 1   | 20  | 10.5 |     |
| at Duquesne        | 12/29/18 | *  | 26  | 3-9    | .333   | 0-0        | .000 | 1-2         | .500  | 1        | 4   | 5   | 4.6 | 2     | 2  | 4   | 0   | 0   | 7   | 10.2 |     |
| at Notre Dame      | 01/03/19 | *  | 26  | 3-10   | .300   | 0-0        | .000 | 1-1         | 1.000 | 3        | 1   | 4   | 4.6 | 3     | 2  | 5   | 0   | 0   | 7   | 10.0 |     |
| at #8 NC State     | 01/10/19 | *  | 24  | 1-7    | .143   | 0-0        | .000 | 0-0         | .000  | 1        | 0   | 1   | 4.4 | 1     | 0  | 0   | 0   | 1   | 2   | 9.5  |     |
| BOSTON COLLEGE     | 1/13/19  | *  | 31  | 5-10   | .500   | 0-0        | .000 | 1-3         | .333  | 3        | 1   | 4   | 4.4 | 1     | 2  | 4   | 1   | 1   | 11  | 9.6  |     |
| SYRACUSE           | 1/17/19  | *  | 30  | 2-11   | .182   | 0-0        | .000 | 3-4         | .750  | 1        | 3   | 4   | 4.3 | 2     | 2  | 3   | 0   | 0   | 7   | 9.4  |     |
| CLEMSON            | 1/20/19  | *  | 31  | 4-10   | .400   | 0-0        | .000 | 1-2         | .500  | 1        | 1   | 2   | 4.2 | 4     | 2  | 2   | 3   | 0   | 9   | 9.4  |     |
| <b>Totals</b>      |          |    | 18  | 514    | 71-183 | .388       | 0-1  | .000        | 37-51 | .725     | 30  | 50  | 80  | 4.2   | 42 | 33  | 57  | 9   | 11  | 179  | 9.4 |

Games played: 19  
Minutes/game: 27.1  
Points/game: 9.4  
FG Pct: 38.8  
3FG Pct: 0.0  
FT Pct: 72.5

Rebounds/game: 4.2  
Assists/game: 1.7  
Turnovers/game: 3.0  
Assist/turnover ratio: 0.6  
Steals/game: 0.6  
Blocks/game: 0.5

### CAREER STATS (PITT)

| Season       | gp-gs     |           | Total       |             | 3-Point    |            | F-Throws    |            | Rebounds    |           |           |             | Scoring   |            |            |            |           |          |           |            |           |           |            |            |
|--------------|-----------|-----------|-------------|-------------|------------|------------|-------------|------------|-------------|-----------|-----------|-------------|-----------|------------|------------|------------|-----------|----------|-----------|------------|-----------|-----------|------------|------------|
|              | gp        | gs        | min         | avg         | fg-fga     | pct        | fg-fga      | pct        | ft-fta      | pct       | off       | def         | tot       | avg        | pf         | fo         | ast       | to       | blk       | stl        | pts       | avg       |            |            |
| 2017-18      | 25        | 17        | 508         | 20.3        | 65         | 175        | .371        | 1-3        | .333        | 31        | 42        | .738        | 22        | 73         | 95         | 3.8        | 42        | 0        | 22        | 44         | 19        | 22        | 162        | 6.5        |
| 2018-19      | 19        | 18        | 514         | 27.1        | 71         | 183        | .388        | 0-1        | .000        | 37        | 51        | .725        | 30        | 50         | 80         | 4.2        | 42        | 1        | 33        | 57         | 9         | 11        | 179        | 9.4        |
| <b>TOTAL</b> | <b>44</b> | <b>35</b> | <b>1022</b> | <b>23.2</b> | <b>136</b> | <b>358</b> | <b>.380</b> | <b>1-4</b> | <b>.250</b> | <b>68</b> | <b>93</b> | <b>.731</b> | <b>52</b> | <b>123</b> | <b>175</b> | <b>4.0</b> | <b>84</b> | <b>1</b> | <b>55</b> | <b>101</b> | <b>28</b> | <b>33</b> | <b>341</b> | <b>7.8</b> |



# AYSIA BUGG <<

2 | GUARD | 5-7 | R-SENIOR  
CHICAGO, ILL. | BOLINGBROOK HS

### BIO HIGHLIGHTS

**AS A SENIOR (2017-18):**  
Redshirted due to injury.

**AS A JUNIOR (2016-17):**  
Started 27 of 29 games played at point guard ... Led the Panthers with 3.4 assists per game ... Nine double-figure scoring games ... Led Pitt in assists a team-high 14 times ... Second on the team with an .827 (43-of-52) free throw percentage ... Contributed a season-high 17 points against Slippery Rock (Nov. 23) ... Made a season-high eight assists versus Youngstown State (Nov. 14) ... Pulled down a career-high seven rebounds against Virginia Tech (Feb. 16) ... Missed the Virginia game (Jan. 22) with a concussion.

**AS A SOPHOMORE (2015-16):**  
Started all 31 games ... Averaged 7.8 points, 2.0 rebounds and 3.8 assist per game ... Ranked 10th in the ACC in assists per game ... Her 117 total assists are the fourth most by player in a sophomore season in Pitt history ... Led the team in assists 18 times ... Had 10 double-figure scoring games ... Scored a career-high 20 points against North Carolina in the ACC Tournament, and also added seven rebounds and six assists in helping Pitt earn its first-ever ACC Tournament victory ... In Pitt's regular season contest vs. UNC, tallied her first career double-double with 15 point and a career-high tying 10 assists ... Also had 10 assists vs. Notre Dame ... Named to the Paradise Jam All-Tournament Team for averaging 14.7 ppg over the three day tournament.

**AS A FRESHMAN (2014-15):**  
Appeared in all 32 games and started in 29 of those games ... Was second on the team in assists with 75 ... Had her first career double-figure scoring game against Niagara on Nov. 17 with 11 points and three rebounds ... Made her first career start vs. Michigan and had 12 points and five assists in an 85-64 victory ... Scored double-digits in back-to-back games against Saint Francis and Delaware State, including a career-high 16 points vs. DSU ... Dished out a career-best seven assists in a road win at Wake Forest ... Tallied six games with 10 points or more as a freshmen.

**HIGH SCHOOL:**  
Rated the No. 18 position player by HoopGurlz and was given a four-star rating from Prospect.com ... A two year varsity standout for Bolingbrook in Chicago, Ill., Bugg averaged 15.2 points, 3.8 rebounds and two steals per game her senior season ... Her senior year she was named to the AP (Press) All-State Team and to the IBCA (Coaches) All-State Team ... She was also a two-time Chicago Sun Times All-Area Team member as well as being named to the South Suburban All-Area Team and to the Southwest Suburban All-Conference Team as a junior and a senior ... Averaged 17 points, five rebounds, four steals and three assists as a junior ... Two-time team captain ... Also played volleyball for Bolingbrook ... Four time recipient of the Academic Excellence Award.

**PERSONAL:**  
Born Oct. 2, 1995 ... Daughter of Albert and Jennifer Bugg ... Has one older brother, Armani who serves in the United States Air Force ... Major is health sciences.

**NOTES**

- Returns after redshirting the 2017-18 season due to injury.
- Led Pitt with 3.4 assists per game in 2016-17; Led Panthers in assists a team-high 14 times.
- Third on the team with 25 career double-figure scoring outings.
- Only Panther on the team to experience NCAA Tournament (freshman year, 2014-15).
- **Last appearance:** started fifth consecutive game at Georgetown (11/19/18) -- 9 pts, 3 rebs

### 2018-19 SEASON HIGHS

- **PTS:** 23, vs. Cincinnati, 11/16/18
- **REBS:** 4, vs. UCF, 11/7/18
- **FGM:** 9, vs. Cincinnati, 11/16/18
- **3FGM:** 3, vs. Cincinnati, 11/16/18
- **FTM:** 4, vs. YSU, 11/13/18
- **ASSTS:** 8, vs. New Orleans, 11/9/18
- **BLKS:** -
- **STLS:** 1, vs. Cincinnati, 11/16/18
- **MINS:** 37, vs. YSU, 11/13/18

### CAREER HIGHS

- **PTS:** 23, vs. Cincinnati, 11/16/18
- **REBS:** 7, twice, last vs. Virginia Tech, 2/16/17
- **FGM:** 9, vs. Cincinnati, 11/16/18
- **3FGM:** 5, vs. Old Dominion, 11/27/15
- **FTM:** 8, vs. Delaware State, 12/30/14
- **ASSTS:** 10, twice, last vs. North Carolina, 2/18/16
- **BLKS:** 2, 3x, last at No. 6/6 Notre Dame, 1/12/17
- **STLS:** 5, at Saint Francis, 11/16/15
- **MINS:** 39, vs. NC State, 1/10/16

### 2018-19 SEASON

### PRODUCTION TRACKER

### CAREER

|   |                |    |
|---|----------------|----|
| - | DOUBLE-DOUBLES | 1  |
| 3 | 10+ POINTS     | 28 |
| 2 | 20+ POINTS     | 3  |
| - | 10+ ASSISTS    | 2  |

### 2018-19 GAME-BY-GAME STATS

| Opponent           | Date     | gs  | min | Total  |       | 3-Pointers |      | Free Throws |       | Rebounds |     |     |     | pf  | a | t/o | blk | stl | pts | avg  |      |
|--------------------|----------|-----|-----|--------|-------|------------|------|-------------|-------|----------|-----|-----|-----|-----|---|-----|-----|-----|-----|------|------|
|                    |          |     |     | fg-fga | pct   | 3fg-fga    | pct  | ft-fta      | pct   | off      | def | tot | avg |     |   |     |     |     |     |      |      |
| UCF                | 11/7/18  | *   | 30  | 5-13   | .385  | 2-6        | .333 | 2-4         | .500  | 1        | 3   | 4   | 4.0 | 0   | 2 | 1   | 0   | 0   | 14  | 14.0 |      |
| NEW ORLEANS        | 11/9/18  | *   | 23  | 2-7    | .286  | 0-3        | .000 | 0-0         | .000  | 1        | 0   | 1   | 2.5 | 2   | 8 | 1   | 0   | 0   | 4   | 9.0  |      |
| YOUNGSTOWN STATE   | 11/13/18 | *   | 37  | 7-18   | .389  | 2-9        | .222 | 4-4         | 1.000 | 0        | 2   | 2   | 2.3 | 2   | 2 | 2   | 0   | 0   | 20  | 12.7 |      |
| CINCINNATI         | 11/16/18 | *   | 32  | 9-14   | .643  | 3-6        | .500 | 2-4         | .500  | 0        | 2   | 2   | 2.3 | 2   | 4 | 3   | 0   | 1   | 23  | 15.3 |      |
| at Georgetown      | 11/19/18 | *   | 26  | 3-12   | .250  | 2-6        | .333 | 1-2         | .500  | 0        | 3   | 3   | 2.4 | 2   | 1 | 1   | 0   | 0   | 9   | 14.0 |      |
| vs Wisconsin       | 11/23/18 | dnp | -   | -      | -     | -          | -    | -           | -     | -        | -   | -   | -   | -   | - | -   | -   | -   | -   | -    |      |
| vs Arkansas        | 11/24/18 | dnp | -   | -      | -     | -          | -    | -           | -     | -        | -   | -   | -   | -   | - | -   | -   | -   | -   | -    |      |
| vs Tennessee State | 11/25/18 | dnp | -   | -      | -     | -          | -    | -           | -     | -        | -   | -   | -   | -   | - | -   | -   | -   | -   | -    |      |
| FORDHAM            | 12/5/18  | dnp | -   | -      | -     | -          | -    | -           | -     | -        | -   | -   | -   | -   | - | -   | -   | -   | -   | -    |      |
| WEST VIRGINIA      | 12/8/18  | dnp | -   | -      | -     | -          | -    | -           | -     | -        | -   | -   | -   | -   | - | -   | -   | -   | -   | -    |      |
| UNCW               | 12/18/18 | dnp | -   | -      | -     | -          | -    | -           | -     | -        | -   | -   | -   | -   | - | -   | -   | -   | -   | -    |      |
| SAINT FRANCIS (PA) | 12/21/18 | dnp | -   | -      | -     | -          | -    | -           | -     | -        | -   | -   | -   | -   | - | -   | -   | -   | -   | -    |      |
| at Duquesne        | 12/29/18 | dnp | -   | -      | -     | -          | -    | -           | -     | -        | -   | -   | -   | -   | - | -   | -   | -   | -   | -    |      |
| at #8 NC State     | 01/10/19 | dnp | -   | -      | -     | -          | -    | -           | -     | -        | -   | -   | -   | -   | - | -   | -   | -   | -   | -    |      |
| BOSTON COLLEGE     | 1/13/19  | dnp | -   | -      | -     | -          | -    | -           | -     | -        | -   | -   | -   | -   | - | -   | -   | -   | -   | -    |      |
| SYRACUSE           | 1/17/19  | dnp | -   | -      | -     | -          | -    | -           | -     | -        | -   | -   | -   | -   | - | -   | -   | -   | -   | -    |      |
| CLEMSON            | 1/20/19  | dnp | -   | -      | -     | -          | -    | -           | -     | -        | -   | -   | -   | -   | - | -   | -   | -   | -   | -    |      |
| <b>Totals</b>      |          |     | 5   | 148    | 26-64 | .406       | 9-30 | .300        | 9-14  | .643     | 2   | 10  | 12  | 2.4 | 8 | 17  | 8   | 0   | 1   | 70   | 14.0 |

Games played: 5  
Minutes/game: 29.6  
Points/game: 14.0  
FG Pct: 40.6  
3FG Pct: 30.0  
FT Pct: 64.3

Rebounds/game: 2.4  
Assists/game: 3.4  
Turnovers/game: 1.6  
Assist/turnover ratio: 2.1  
Steals/game: 0.2

### CAREER STATS

| Season       | gp-gs        | min/avg          | Total          |             | 3-Point       |             | F-Throws       |             | Rebounds  |            |            |            | Scoring    |          |            |            |           |           |            |            |
|--------------|--------------|------------------|----------------|-------------|---------------|-------------|----------------|-------------|-----------|------------|------------|------------|------------|----------|------------|------------|-----------|-----------|------------|------------|
|              |              |                  | fg-fga         | pct         | fg-fga        | pct         | ft-fta         | pct         | off       | def        | tot        | avg        | pf         | fo       | ast        | to         | blk       | stl       | pts        | avg        |
| 2014-15      | 32-29        | 793/24.8         | 73-211         | .346        | 10-50         | .200        | 37-56          | .661        | 20        | 55         | 75         | 2.3        | 56         | 2        | 75         | 55         | 2         | 19        | 193        | 6.0        |
| 2015-16      | 31-31        | 926/29.9         | 89-252         | .353        | 31-100        | .310        | 34-49          | .694        | 11        | 51         | 62         | 2.0        | 63         | 2        | 117        | 98         | 4         | 26        | 243        | 7.8        |
| 2016-17      | 29-27        | 826/28.5         | 77-230         | .335        | 10-54         | .185        | 43-52          | .827        | 10        | 50         | 60         | 2.1        | 56         | 0        | 99         | 65         | 12        | 21        | 207        | 7.1        |
| 2018-19      | 5-5          | 148/29.6         | 26-64          | .406        | 9-30          | .300        | 9-14           | .643        | 2         | 10         | 12         | 2.4        | 8          | 0        | 17         | 8          | 0         | 1         | 70         | 14.0       |
| <b>TOTAL</b> | <b>97-92</b> | <b>2693/27.8</b> | <b>265-757</b> | <b>.350</b> | <b>60-234</b> | <b>.256</b> | <b>123-171</b> | <b>.719</b> | <b>43</b> | <b>166</b> | <b>209</b> | <b>2.2</b> | <b>183</b> | <b>4</b> | <b>308</b> | <b>226</b> | <b>18</b> | <b>67</b> | <b>713</b> | <b>7.4</b> |



# JASMINE WHITNEY <<

3 | GUARD | 5-9 | JUNIOR  
CENTREVILLE, VA. | PAUL VI HS

NOTES

- Has earned the start in 16 straight games
- Scored in double figures eight times this season including in four of her last seven games
- Netted a career-high 23 points, six assists, four rebounds and two steals in the win over Duquesne (12/29/18)
- Notched a career-high six steals against Boston College (1/13/19)
- Has seven games with five or more assists
- **Last appearance:** started vs. Clemson - 36 mins, 10 pts, 7 assts, 5 rebs, 4 stls

BIO HIGHLIGHTS

**AS A SOPHOMORE (2017-18):**  
One of three Panthers to start all 30 games (Yacine Diop, Kalista Walters) ... Made the third-most season assists by a sophomore in program history (134) ... Recorded the 200th assist of her career against No. 18/18 Duke (Jan. 28) ... Scored in double figures in seven out of the last nine games of the season ... Posted a career-high 21 points at North Carolina (Jan. 7) ... Ten double-figure scoring outings ... Named team captain.

**AS A FRESHMAN (2016-17):**  
Two-time ACC Rookie of the Week (Nov. 14, Dec. 12) ... First Panther in history to earn two or more ACC Women's Basketball Rookie of the Week honors in the same season ... Appeared in all 30 games, starting 17 (including the first 10 of the season) ... Posted a double-double in her first collegiate game against Mount St. Mary's with season highs of 17 points and 11 assists (Nov. 12) ... Made the first six shots of her career, including five 3-pointers against Mount St. Mary's (Nov. 12) ... Pulled down a season-high nine rebounds in a near double-double performance against Cornell (Nov. 26) ... Eight double-figure scoring outings ... Led the Panthers in assists a team-high 14 times.

**HIGH SCHOOL:**  
Four-time state champion (2013-16) and three-time conference champion (2014-16) at Paul VI Catholic HS ... team compiled a 123-12 record over her four-year career ... 2016 WCAC Player of the Year, VISAA Player of the Year and All-Met first team ... Scholar-Athlete and recipient of the Pete Menke Student-Athlete Award ... ranked No. 25 for her position by ESPN ... 4-star recruit according to ProspectNation.com ... volunteered at Basketball Special Olympics every year of high school.

**PERSONAL:**  
Born Jan. 21, 1998 ... Daughter of Teddy Whitney and Julie Curran ... has an older brother, Travis ... Major is exercise science.

2018-19 SEASON HIGHS

- **PTS:** 23 at Duquesne, 12/29/18
- **REBS:** 7, 2x, last vs. UNCW, 12/18/18
- **FGM:** 6, 3x, last vs. Boston College, 1/13/19
- **3FGM:** 4, vs. Boston College, 1/13/19
- **FTM:** 8 at Duquesne, 12/29/18
- **ASSTS:** 7, 2x; last vs. Clemson, 1/20/19
- **BLKS:** 1, 3x, last at Northwestern, 11/29/18
- **STLS:** 6, Boston College, 1/13/19
- **MINS:** 37, vs. Boston College, 1/13/19

CAREER HIGHS

- **PTS:** 23 at Duquesne, 12/29/18
- **REBS:** 9, vs. Cornell, 11/26/16
- **FGM:** 10, at North Carolina, 1/7/18
- **3FGM:** 5, vs. Mount St. Mary's, 11/12/16
- **FTM:** 8 at Duquesne, 12/29/18
- **ASSTS:** 11, vs. Mount St. Mary's, 11/12/16
- **BLKS:** 2, 4x, last vs. (RV) Georgia Tech, 1/14/18
- **STLS:** 6, Boston College, 1/13/19
- **MINS:** 40, 2x, last vs. No. 2/2 Louisville, 1/8/18

2018-19 SEASON

PRODUCTION TRACKER

CAREER

|   |                |    |
|---|----------------|----|
| - | DOUBLE-DOUBLES | 1  |
| 8 | 10+ POINTS     | 33 |
| 2 | 20+ POINTS     | 3  |
| - | 10+ ASSISTS    | 2  |

2018-19 GAME-BY-GAME STATS

| Opponent           | Date     | gs   | min  | Total  |      | 3-Pointers |      | Free throws |      | Rebounds |     |     | pf  | a  | t/o | blk | stl | pts | avg |     |
|--------------------|----------|------|------|--------|------|------------|------|-------------|------|----------|-----|-----|-----|----|-----|-----|-----|-----|-----|-----|
|                    |          |      |      | fg-fga | pct  | 3fg-fga    | pct  | ft-fta      | pct  | off      | def | tot |     |    |     |     |     |     |     | avg |
| UCF                | 11/7/18  | 28   | 1-9  | .111   | 0-3  | .000       | 7-9  | .778        | 0    | 4        | 4   | 4.0 | 1   | 6  | 4   | 0   | 0   | 9   | 9.0 |     |
| NEW ORLEANS        | 11/9/18  | 16   | 1-5  | .200   | 0-2  | .000       | 2-2  | 1.000       | 0    | 0        | 0   | 2.0 | 0   | 4  | 0   | 1   | 5   | 4   | 6.5 |     |
| YOUNGSTOWN STATE   | 11/13/18 | 23   | 3-10 | .300   | 0-0  | .000       | 0-0  | .000        | 2    | 2        | 4   | 2.7 | 1   | 1  | 1   | 0   | 2   | 6   | 6.3 |     |
| CINCINNATI         | 11/16/18 | * 26 | 2-9  | .222   | 0-2  | .000       | 0-0  | .000        | 2    | 0        | 2   | 2.5 | 1   | 5  | 1   | 0   | 2   | 4   | 5.8 |     |
| at Georgetown      | 11/19/18 | * 22 | 1-4  | .250   | 0-0  | .000       | 0-0  | .000        | 0    | 3        | 3   | 2.6 | 1   | 0  | 4   | 0   | 1   | 2   | 5.0 |     |
| vs Wisconsin       | 11/23/18 | * 34 | 3-10 | .300   | 1-4  | .250       | 4-5  | .800        | 0    | 3        | 3   | 2.7 | 4   | 1  | 2   | 0   | 1   | 11  | 6.0 |     |
| vs Arkansas        | 11/24/18 | * 36 | 3-6  | .500   | 0-2  | .000       | 0-0  | .000        | 0    | 7        | 7   | 3.3 | 4   | 5  | 4   | 1   | 1   | 6   | 6.0 |     |
| vs Tennessee State | 11/25/18 | * 25 | 3-4  | .750   | 1-2  | .500       | 4-4  | 1.000       | 0    | 3        | 3   | 3.3 | 1   | 7  | 1   | 0   | 0   | 11  | 6.6 |     |
| at Northwestern    | 11/29/18 | * 29 | 3-8  | .375   | 0-1  | .000       | 4-5  | .800        | 0    | 2        | 2   | 3.1 | 4   | 3  | 4   | 1   | 2   | 10  | 7.0 |     |
| FORDHAM            | 12/5/18  | * 33 | 6-9  | .667   | 0-1  | .000       | 6-6  | 1.000       | 0    | 3        | 3   | 3.1 | 0   | 2  | 2   | 0   | 2   | 18  | 8.1 |     |
| WEST VIRGINIA      | 12/8/18  | * 21 | 0-4  | .000   | 0-0  | .000       | 0-0  | .000        | 1    | 1        | 2   | 3.0 | 1   | 2  | 6   | 0   | 1   | 0   | 7.4 |     |
| UNCW               | 12/18/18 | * 33 | 0-6  | .000   | 0-0  | .000       | 7-8  | .875        | 3    | 4        | 7   | 3.3 | 3   | 5  | 3   | 0   | 1   | 7   | 7.3 |     |
| SAINT FRANCIS (PA) | 12/21/18 | * 33 | 5-7  | .714   | 2-2  | 1.000      | 5-9  | .556        | 0    | 2        | 2   | 3.2 | 3   | 4  | 3   | 0   | 2   | 17  | 8.1 |     |
| at Duquesne        | 12/29/18 | * 34 | 6-14 | .429   | 3-4  | .750       | 8-8  | 1.000       | 1    | 3        | 4   | 3.3 | 3   | 6  | 1   | 0   | 2   | 23  | 9.1 |     |
| at Notre Dame      | 01/03/19 | * 29 | 3-15 | .200   | 1-6  | .167       | 2-3  | .667        | 0    | 1        | 1   | 3.1 | 3   | 4  | 2   | 0   | 2   | 9   | 9.1 |     |
| at #8 NC State     | 01/10/19 | * 28 | 0-10 | .000   | 0-2  | .000       | 5-6  | .833        | 0    | 4        | 4   | 3.2 | 2   | 2  | 3   | 0   | 0   | 5   | 8.9 |     |
| BOSTON COLLEGE     | 1/13/19  | * 37 | 6-14 | .429   | 4-6  | .667       | 4-7  | .571        | 0    | 5        | 5   | 3.3 | 4   | 4  | 4   | 0   | 6   | 20  | 9.5 |     |
| SYRACUSE           | 1/17/19  | * 25 | 3-8  | .375   | 1-2  | .500       | 0-0  | .000        | 0    | 2        | 2   | 3.2 | 2   | 4  | 1   | 0   | 1   | 7   | 9.4 |     |
| CLEMSON            | 1/20/19  | * 36 | 4-8  | .500   | 2-3  | .667       | 0-0  | .000        | 2    | 3        | 5   | 3.3 | 1   | 7  | 1   | 0   | 4   | 10  | 9.4 |     |
| Totals             |          | 16   | 548  | 53-160 | .331 | 15-42      | .357 | 58-72       | .806 | 11       | 52  | 63  | 3.3 | 39 | 72  | 47  | 3   | 35  | 179 | 9.4 |

Games played: 19  
Minutes/game: 28.8  
Points/game: 9.4  
FG Pct: 33.1  
3FG Pct: 35.7  
FT Pct: 80.6

Rebounds/game: 3.3  
Assists/game: 3.8  
Turnovers/game: 2.5  
Assist/turnover ratio: 1.5  
Steals/game: 1.8  
Blocks/game: 0.2

CAREER STATS

| Season  | gp-gs | min/avg   | Total   |      | 3-Point |      | F-Throws |      | Rebounds |     |     |     | Scoring |    |     |     |     |     |     |     |
|---------|-------|-----------|---------|------|---------|------|----------|------|----------|-----|-----|-----|---------|----|-----|-----|-----|-----|-----|-----|
|         |       |           | fg-fga  | pct  | fg-fga  | pct  | ft-fta   | pct  | off      | def | tot | avg | pf      | fo | ast | to  | blk | stl | pts | avg |
| 2016-17 | 30-17 | 721/24.0  | 67-186  | .360 | 11-45   | .244 | 37-59    | .627 | 9        | 99  | 108 | 3.6 | 65      | 2  | 100 | 60  | 15  | 45  | 182 | 6.1 |
| 2017-18 | 30-30 | 920/30.7  | 89-239  | .372 | 11-42   | .262 | 41-58    | .707 | 6        | 84  | 90  | 3.0 | 63      | 1  | 134 | 84  | 14  | 52  | 230 | 7.7 |
| 2018-19 | 19-16 | 548/28.8  | 53-160  | .331 | 15-42   | .357 | 58-72    | .806 | 11       | 52  | 63  | 3.3 | 39      | 0  | 72  | 47  | 3   | 35  | 179 | 9.4 |
| TOTAL   | 79-63 | 2189/27.7 | 209-585 | .357 | 37-129  | .287 | 136-189  | .720 | 26       | 235 | 261 | 3.3 | 167     | 3  | 306 | 191 | 32  | 132 | 591 | 7.5 |



# CASSIDY WALSH <<

4 | GUARD | 5-7 | SENIOR  
PITTSBURGH, PA. | SETON-LA SALLE HS

NOTES

- Lone Panther to start all 19 games this season
- Scored a career-high 21 points in a win over New Orleans (11/9/18)
- Grabbed a career-high eight rebounds in the win over UNCW (12/18/18)
- Has scored 10+ points a team-best 11 times this season
- **Last appearance:** started 19th straight vs. Clemson - 31 mins, 10 pts, 6 stls, 4 rebs, 4 assts

BIO HIGHLIGHTS

AS A JUNIOR (2017-18):

Appeared in all but one game (Georgia Tech, Jan. 14, coach's decision) ... Posted a career-high 12 points against Arkansas State (Nov. 25) ... Tied a career high with three 3-pointers made at Cincinnati (Nov. 21) ... Went 2-of-2 from long range against Chicago State (Dec. 31) ... Fifteen of her 23 field goals made this season are from 3-point range (65 percent).

AS A SOPHOMORE (2016-17):

Appeared in 21 games, averaging 11.0 minutes per contest ... Missed the first seven games of the season due to injury ... Scored a season-high 10 points against McNeese State at the Patrick Harrington Classic (Dec. 20) ... Posted season highs of three rebounds and three assists at (RV) Wake Forest (Feb. 5) ... Drained two 3-pointers against McNeese State (Dec. 20) and No. 14/11 Miami (Jan. 2).

AS A FRESHMAN (2015-16):

Appeared in 27 of 31 games ... Averaged 2.3 points, 1.2 rebounds and 1.0 assists per game ... Shot 43.5 percent from 3-point range during ACC play (10-of-23) ... Scored a career-high 11 points on 3-of-4 shooting from 3-point range against Florida State ... Dished out a career-best five assists in the City Game vs. Duquesne ... Played a career-high 32 minutes at Boston College.

HIGH SCHOOL:

A two-time PIAA Class AA First Team All-State selection at Seton-La Salle...A two-time state champion, including a 30-0 season her freshman year and a title in 2014 with current Pitt player Yacine Diop ... State runner up her senior year... Named First Team All-WPIAL as a senior ... Averaged 10.1 points, 5.2 rebounds, four assists and two steals per game during her championship run as a junior ... Reached 1,000 points during her senior year and finished with more than 1,200 points for her career ... Played AAU for Drill 4 Skill under coach John Miller.

PERSONAL:

Born Aug. 28, 1996 ... Daughter of Kevin and Nancy Walsh ... Has two older siblings: brother Shane and sister Samantha ... Major is health sciences.

2018-19 SEASON HIGHS

- **PTS:** 21, vs. New Orleans, 11/9/18
- **REBS:** 8, vs. UNCW, 12/18/18
- **FGM:** 8, vs. New Orleans, 11/9/18
- **3FGM:** 3, 4x, last at Duquesne, 12/29/18
- **FTM:** 4, vs. Arkansas, 11/24/18
- **ASSTS:** 5, 2x, last vs. UNCW, 12/18/18
- **BLKS:** 1, 2x, last at Northwestern, 11/29/18
- **STLS:** 6, vs. Clemson, 1/20/19
- **MINS:** 40 vs. Saint Francis (PA), 12/21/18

CAREER HIGHS

- **PTS:** 21, vs. New Orleans, 11/9/18
- **REBS:** 8, vs. UNCW, 12/18/18
- **FGM:** 8, vs. New Orleans, 11/9/18
- **3FGM:** 3, 6x, last at Duquesne, 12/29/18
- **FTM:** 4, 2x, last vs. Arkansas, 11/24/18
- **ASSTS:** 5, 3x, last vs. UNCW, 12/18/18
- **BLKS:** 1, 4x, last at Northwestern, 11/29/18
- **STLS:** 6, vs. Clemson, 1/20/19
- **MINS:** 40 vs. Saint Francis (PA), 12/21/18

2018-19 SEASON

PRODUCTION TRACKER

CAREER

|         |                          |    |
|---------|--------------------------|----|
| 11..... | 10+ POINTS.....          | 12 |
| 1.....  | 20+ POINTS.....          | 1  |
| 13..... | 30+ MINUTES.....         | 13 |
| 4.....  | LED PITT IN ASSISTS..... | 10 |

2018-19 GAME-BY-GAME STATS

| Opponent           | Date     | gs | min | Total  |        | 3-Pointers |        | Free throws |       | Rebounds |     |     |     | Other |    |     |     |     |     |      |      |
|--------------------|----------|----|-----|--------|--------|------------|--------|-------------|-------|----------|-----|-----|-----|-------|----|-----|-----|-----|-----|------|------|
|                    |          |    |     | fg-fga | pct    | 3fg-fga    | pct    | ft-fa       | pct   | off      | def | tot | avg | pf    | a  | t/o | blk | stl | pts | avg  |      |
| UCF                | 11/7/18  | *  | 27  | 4-7    | .571   | 3-5        | .600   | 0-0         | .000  | 1        | 2   | 3   | 3.0 | 3     | 2  | 3   | 0   | 1   | 11  | 11.0 |      |
| NEW ORLEANS        | 11/9/18  | *  | 23  | 8-14   | .571   | 2-6        | .333   | 3-5         | .600  | 0        | 0   | 0   | 1.5 | 2     | 5  | 1   | 0   | 1   | 21  | 16.0 |      |
| YOUNGSTOWN STATE   | 11/13/18 | *  | 33  | 3-9    | .333   | 2-3        | .667   | 0-0         | .000  | 0        | 5   | 5   | 2.7 | 3     | 4  | 0   | 0   | 0   | 8   | 13.3 |      |
| CINCINNATI         | 11/16/18 | *  | 25  | 6-11   | .545   | 2-4        | .500   | 0-0         | .000  | 0        | 4   | 4   | 3.0 | 1     | 2  | 1   | 0   | 0   | 14  | 13.5 |      |
| at Georgetown      | 11/19/18 | *  | 32  | 5-13   | .385   | 1-6        | .167   | 0-0         | .000  | 1        | 1   | 2   | 2.8 | 2     | 3  | 4   | 0   | 0   | 11  | 13.0 |      |
| vs Wisconsin       | 11/23/18 | *  | 32  | 2-12   | .167   | 0-6        | .000   | 0-0         | .000  | 1        | 2   | 3   | 2.8 | 0     | 4  | 2   | 0   | 0   | 4   | 11.5 |      |
| vs Arkansas        | 11/24/18 | *  | 32  | 1-6    | .167   | 0-1        | .000   | 4-4         | 1.000 | 1        | 3   | 4   | 3.0 | 2     | 1  | 2   | 1   | 0   | 6   | 10.7 |      |
| vs Tennessee State | 11/25/18 | *  | 25  | 4-7    | .571   | 3-5        | .600   | 2-3         | .667  | 0        | 2   | 2   | 2.9 | 1     | 2  | 2   | 0   | 1   | 13  | 11.0 |      |
| at Northwestern    | 11/29/18 | *  | 32  | 4-10   | .400   | 3-8        | .375   | 0-0         | .000  | 0        | 4   | 4   | 3.0 | 0     | 2  | 1   | 1   | 1   | 11  | 11.0 |      |
| FORDHAM            | 12/5/18  | *  | 34  | 1-7    | .143   | 1-4        | .250   | 0-0         | .000  | 0        | 0   | 0   | 2.7 | 2     | 3  | 1   | 0   | 0   | 3   | 10.2 |      |
| WEST VIRGINIA      | 12/8/18  | *  | 29  | 3-10   | .300   | 3-6        | .500   | 0-0         | .000  | 0        | 4   | 4   | 2.8 | 3     | 1  | 2   | 0   | 2   | 9   | 10.1 |      |
| UNCW               | 12/18/18 | *  | 32  | 5-10   | .500   | 2-6        | .333   | 3-4         | .750  | 0        | 8   | 8   | 3.3 | 2     | 5  | 2   | 0   | 1   | 15  | 10.5 |      |
| SAINT FRANCIS (PA) | 12/21/18 | *  | 40  | 5-15   | .333   | 2-8        | .250   | 0-0         | .000  | 3        | 3   | 6   | 3.5 | 2     | 2  | 2   | 0   | 2   | 12  | 10.6 |      |
| at Duquesne        | 12/29/18 | *  | 31  | 5-12   | .417   | 3-5        | .600   | 1-1         | 1.000 | 0        | 3   | 3   | 3.4 | 3     | 1  | 1   | 0   | 1   | 14  | 10.9 |      |
| at Notre Dame      | 01/03/19 | *  | 32  | 2-14   | .143   | 2-8        | .250   | 0-0         | .000  | 1        | 2   | 3   | 3.4 | 3     | 1  | 1   | 0   | 2   | 6   | 10.5 |      |
| at #8 NC State     | 01/10/19 | *  | 35  | 2-11   | .182   | 1-4        | .250   | 0-0         | .000  | 0        | 6   | 6   | 3.6 | 0     | 0  | 0   | 0   | 1   | 5   | 10.2 |      |
| BOSTON COLLEGE     | 1/13/19  | *  | 35  | 3-13   | .231   | 1-7        | .143   | 1-2         | .500  | 2        | 4   | 6   | 3.7 | 2     | 3  | 1   | 0   | 1   | 8   | 10.1 |      |
| SYRACUSE           | 1/17/19  | *  | 28  | 5-10   | .500   | 3-8        | .375   | 0-0         | .000  | 1        | 3   | 4   | 3.7 | 0     | 2  | 3   | 0   | 0   | 13  | 10.2 |      |
| CLEMSON            | 1/20/19  | *  | 31  | 3-15   | .200   | 2-10       | .200   | 2-2         | 1.000 | 0        | 4   | 4   | 3.7 | 4     | 4  | 2   | 0   | 6   | 10  | 10.2 |      |
| Totals             |          |    | 19  | 588    | 71-206 | .345       | 36-110 | .327        | 16-21 | .762     | 11  | 60  | 71  | 3.7   | 35 | 47  | 31  | 2   | 20  | 194  | 10.2 |

Games played: 19  
Minutes/game: 30.9  
Points/game: 10.2  
FG Pct: 34.5  
3FG Pct: 32.7  
FT Pct: 76.2

Rebounds/game: 3.7  
Assists/game: 2.5  
Turnovers/game: 1.6  
Assist/turnover ratio: 1.5  
Steals/game: 1.1  
Blocks/game: 0.1

CAREER STATS

| Season  | gp-gs | min/avg   | Total   |      | 3-Point |      | F-Throws |      | Rebounds |     |     |     | Scoring |    |     |     |     |     |     |      |
|---------|-------|-----------|---------|------|---------|------|----------|------|----------|-----|-----|-----|---------|----|-----|-----|-----|-----|-----|------|
|         |       |           | fg-fga  | pct  | fg-fga  | pct  | ft-fa    | pct  | off      | def | tot | avg | pf      | fo | ast | to  | blk | stl | pts | avg  |
| 2015-16 | 27-0  | 336/12.4  | 24-63   | .381 | 13-40   | .325 | 2-6      | .333 | 10       | 23  | 33  | 1.2 | 30      | 0  | 31  | 34  | 2   | 13  | 63  | 2.3  |
| 2016-17 | 21-0  | 232/11.0  | 14-46   | .304 | 8-32    | .250 | 7-12     | .583 | 10       | 17  | 27  | 1.3 | 21      | 0  | 23  | 20  | 0   | 7   | 43  | 2.0  |
| 2017-18 | 29-0  | 342/11.8  | 23-71   | .324 | 15-55   | .273 | 9-12     | .750 | 5        | 16  | 21  | 0.7 | 28      | 1  | 24  | 17  | 1   | 11  | 70  | 2.4  |
| 2018-19 | 19-19 | 588/30.9  | 71-206  | .345 | 36-110  | .327 | 16-21    | .762 | 11       | 60  | 71  | 3.7 | 35      | 0  | 47  | 31  | 2   | 20  | 194 | 10.2 |
| TOTAL   | 96-19 | 1498/15.6 | 132-386 | .342 | 72-237  | .304 | 34-51    | .667 | 36       | 116 | 152 | 1.6 | 114     | 1  | 125 | 102 | 5   | 51  | 370 | 3.9  |



# ISMINI PRAPA <<

10 | GUARD | 5-7 | FRESHMAN

ATHENS, GREECE | AMERICAN COMMUNITY SCHOOL OF ATHENS

NOTES

- Has appeared in 12 games during her freshman campaign
- Played a career-high 11 minutes while netting two points, two rebounds and two assists in the win over New Orleans (11/9/18)
- **Last appearance:** Came off the bench vs #12 Syracuse - Played six minutes and scored two points.

BIO HIGHLIGHTS

**HIGH SCHOOL:**  
 Represented her country on the U16 National Team in 2016 and 2018 ... Led the American Community School of Athens (ACS) to the Greek League Championship and was named the squad's Most Valuable Player ... Her team placed third in the Greek League Tournament and she was placed on the All-Tournament team.

**PERSONAL:**  
 Born May 5, 2000.

**2018-19 SEASON HIGHS**

- **PTS:** 2, 4x, last vs. #12 Syracuse, 1/17/19
- **REBS:** 2, vs. New Orleans, 11/9/18
- **FGM:** 1, 4x, last vs. #12 Syracuse, 1/17/19
- **3FGM:** -
- **FTM:** -
- **ASSTS:** 2, vs. New Orleans, 11/9/18
- **BLKS:** 1, vs. New Orleans, 11/9/18
- **STLS:** -
- **MINS:** 11, vs. New Orleans, 11/9/18

**CAREER HIGHS**

- **PTS:** 2, 4x, last vs. #12 Syracuse, 1/17/19
- **REBS:** 2, vs. New Orleans, 11/9/18
- **FGM:** 1, 4x, last vs. #12 Syracuse, 1/17/19
- **3FGM:** -
- **FTM:** -
- **ASSTS:** 2, vs. New Orleans, 11/9/18
- **BLKS:** 1, vs. New Orleans, 11/9/18
- **STLS:** -
- **MINS:** 11, vs. New Orleans, 11/9/18

| 2018-19 SEASON | PRODUCTION TRACKER             | CAREER |
|----------------|--------------------------------|--------|
| -              | .....10+ POINTS.....           | -      |
| -              | .....30+ MINUTES.....          | -      |
| -              | .....LED PITT IN REBOUNDS..... | -      |
| -              | .....LED PITT IN ASSTS.....    | -      |

2018-19 GAME-BY-GAME STATS

| Opponent           | Date     | gs  | min | Total  |      | 3-Pointers |      | Free throws |      | Rebounds |     |     |     | pts | avg |   |   |     |   |     |
|--------------------|----------|-----|-----|--------|------|------------|------|-------------|------|----------|-----|-----|-----|-----|-----|---|---|-----|---|-----|
|                    |          |     |     | fg-fga | pct  | 3fg-fga    | pct  | ft-fta      | pct  | off      | def | tot | avg |     |     |   |   |     |   |     |
| UCF                | 11/7/18  | dnp | -   | -      | -    | -          | -    | -           | -    | -        | -   | -   | -   | -   | -   |   |   |     |   |     |
| NEW ORLEANS        | 11/9/18  | 11  | 1-4 | .250   | 0-1  | .000       | 0-0  | .000        | 2    | 0        | 2   | 2.0 | 2   | 3   | 1   | 0 | 2 | 2.0 |   |     |
| YOUNGSTOWN STATE   | 11/13/18 | dnp | -   | -      | -    | -          | -    | -           | -    | -        | -   | -   | -   | -   | -   | - | - | -   |   |     |
| CINCINNATI         | 11/16/18 | 1   | 0-0 | .000   | 0-0  | .000       | 0-0  | .000        | 1    | 0        | 1   | 1.5 | 0   | 0   | 0   | 0 | 0 | 1.0 |   |     |
| at Georgetown      | 11/19/18 | 8   | 0-1 | .000   | 0-0  | .000       | 0-0  | .000        | 0    | 0        | 0   | 1.0 | 1   | 1   | 0   | 0 | 0 | 0.7 |   |     |
| vs Wisconsin       | 11/23/18 | 1   | 0-0 | .000   | 0-0  | .000       | 0-0  | .000        | 0    | 0        | 0   | 0.8 | 1   | 0   | 0   | 0 | 0 | 0.5 |   |     |
| vs Arkansas        | 11/24/18 | 1   | 0-0 | .000   | 0-0  | .000       | 0-0  | .000        | 0    | 0        | 0   | 0.6 | 0   | 0   | 2   | 0 | 0 | 0.4 |   |     |
| vs Tennessee State | 11/25/18 | 10  | 0-1 | .000   | 0-0  | .000       | 0-2  | .000        | 0    | 1        | 1   | 0.7 | 1   | 1   | 1   | 0 | 0 | 0.3 |   |     |
| FORDHAM            | 12/5/18  | 3   | 1-1 | 1.000  | 0-0  | .000       | 0-0  | .000        | 0    | 0        | 0   | 0.6 | 1   | 0   | 0   | 0 | 0 | 0.6 |   |     |
| WEST VIRGINIA      | 12/8/18  | 3   | 0-0 | .000   | 0-0  | .000       | 0-0  | .000        | 0    | 0        | 0   | 0.5 | 1   | 0   | 1   | 0 | 0 | 0.5 |   |     |
| UNCW               | 12/18/18 | dnp | -   | -      | -    | -          | -    | -           | -    | -        | -   | -   | -   | -   | -   | - | - | -   |   |     |
| SAINT FRANCIS (PA) | 12/21/18 | dnp | -   | -      | -    | -          | -    | -           | -    | -        | -   | -   | -   | -   | -   | - | - | -   |   |     |
| at Duquesne        | 12/29/18 | 2   | 0-1 | .000   | 0-0  | .000       | 0-0  | .000        | 0    | 0        | 0   | 0.4 | 0   | 0   | 0   | 0 | 0 | 0.4 |   |     |
| at Notre Dame      | 01/03/19 | 6   | 0-1 | .000   | 0-0  | .000       | 0-0  | .000        | 0    | 0        | 0   | 0.4 | 1   | 1   | 1   | 0 | 0 | 0.4 |   |     |
| at #8 NC State     | 01/10/19 | 3   | 1-2 | .500   | 0-0  | .000       | 0-0  | .000        | 0    | 0        | 0   | 0.4 | 1   | 0   | 0   | 0 | 0 | 0.5 |   |     |
| BOSTON COLLEGE     | 1/13/19  | dnp | -   | -      | -    | -          | -    | -           | -    | -        | -   | -   | -   | -   | -   | - | - | -   |   |     |
| SYRACUSE           | 1/17/19  | 6   | 1-1 | 1.000  | 0-0  | .000       | 0-0  | .000        | 0    | 0        | 0   | 0.3 | 2   | 0   | 1   | 0 | 0 | 2   |   |     |
| CLEMSON            | 1/20/19  | dnp | -   | -      | -    | -          | -    | -           | -    | -        | -   | -   | -   | -   | -   | - | - | -   |   |     |
| Totals             |          | 0   | 55  | 4-12   | .333 | 0-1        | .000 | 0-2         | .000 | 3        | 1   | 4   | 0.3 | 11  | 5   | 9 | 1 | 0   | 8 | 0.7 |

Games played: 12  
 Minutes/game: 4.6  
 Points/game: 0.7  
 FG Pct: .333  
 3FG Pct: 0.0  
 FT Pct: 0.0

Rebounds/game: 0.3  
 Assists/game: 0.4  
 Turnovers/game: 0.8  
 Assist/turnover ratio: 0.6  
 Blocks/game: 0.1

CAREER STATS

| Season  | gp-gs | min/avg | Total  |      | 3-Point |      | F-Throws |      | Rebounds |     |     |     | Scoring |    |     |    |     |     |     |     |
|---------|-------|---------|--------|------|---------|------|----------|------|----------|-----|-----|-----|---------|----|-----|----|-----|-----|-----|-----|
|         |       |         | fg-fga | pct  | fg-fga  | pct  | ft-fta   | pct  | off      | def | tot | avg | pf      | fo | ast | to | blk | stl | pts | avg |
| 2018-19 | 12-0  | 55/4.6  | 4-12   | .333 | 0-1     | .000 | 0-2      | .000 | 3        | 1   | 4   | 0.3 | 11      | 0  | 5   | 9  | 1   | 0   | 8   | 0.7 |
| TOTAL   | 12-0  | 55/4.6  | 4-12   | .333 | 0-1     | .000 | 0-2      | .000 | 3        | 1   | 4   | 0.3 | 11      | 0  | 5   | 9  | 1   | 0   | 8   | 0.7 |



# CARA JUDKINS <<

11 | CENTER | 6-2 | SOPHOMORE  
 BETHESDA, MD. | OUR LADY OF GOOD COUNSEL

NOTES

- Has started 14 of the last 15 games for the Panthers
- Snagged a career-high 13 rebounds in a win over Cincinnati (11/16/18)
- Scored a career-high 16 points, seven rebounds and three blocks on 8-for-11 from the floor in the win over UNCW (12/18/18)
- Notched her first career double-double with 10 points and 11 rebounds in the win over Duquesne (12/29/18)
- **Last appearance:** Started vs. Clemson - 26 mins, 7 pts, 4 rebs, 1 stl

BIO HIGHLIGHTS

AS A FRESHMAN (2017-18):  
 Made her first appearance as a Panther against Cornell (Nov. 13) and saw action in 14 games ... Played a career-high 28 minutes against No. 2/2 Louisville (Jan. 18) and pulled down a season-high six rebounds ... Posted her first collegiate point on a free throw against Arkansas State (Nov. 25) and blocked a season-high three shots against the Red Wolves ... Scored her first field goal at North Carolina (Jan. 7) ... Scored a season-high two points in three different outings (at North Carolina, Jan. 7; vs. No. 2/2 Louisville, Jan. 18; vs. No. 5/5 Notre Dame, Jan. 25).

HIGH SCHOOL:  
 All-WCAC first team honors in 2016 ... Was named a Washington Post All-Met honorable mention ... All-County Private Schools first team (2016), All-Montgomery County first team (2016), and All-Sentinel Basketball Team (2015) ... Two-time Adidas All-American (2015, 2016) and played on the Adidas US Select Team that traveled to Treviso, Italy, in June 2016 to play against top European talent over a seven-day period ... Rankas a four-star recruit by ProspectsNation.com ... Placed at No. 20 for her position by ESPN Hoopgurlz ... Held a 3.8 GPA as a senior.

PERSONAL:  
 Born Oct. 2, 1998 ... Daughter of Randy and Deborah Judkins ... Has an older sister, Courtney ... Major is linguistics.

2018-19 SEASON HIGHS

- **PTS:** 16 vs. UNCW, 12/18/18
- **REBS:** 13 vs. Cincinnati, 11/16/18
- **FGM:** 8 vs. UNCW, 12/18/18
- **3FGM:** -
- **FTM:** 2, 4x, last at Duquesne, 12/29/18
- **ASSTS:** 1, 6x, last at Duquesne, 12/29/18
- **BLKS:** 3, 2x, last vs. UNCW, 12/18/18
- **STLS:** 2 at Georgetown, 11/19/18
- **MINS:** 26, 3x, last vs. UNCW, 12/18/18

CAREER HIGHS

- **PTS:** 16 vs. UNCW, 12/18/18
- **REBS:** 13 vs. Cincinnati, 11/16/18
- **FGM:** 8 vs. UNCW, 12/18/18
- **3FGM:** -
- **FTM:** 2, 4x, last at Duquesne, 12/29/18
- **ASSTS:** 2 vs. No. 2/2 Louisville, 1/18/18
- **BLKS:** 3, 3x, last vs. UNCW, 12/18/18
- **STLS:** 2 at Georgetown, 11/19/18
- **MINS:** 28 vs. No. 2/2 Louisville, 1/18/18

2018-19 SEASON

PRODUCTION TRACKER

CAREER

|        |                     |   |
|--------|---------------------|---|
| 1..... | DOUBLE-DOUBLES..... | 1 |
| 3..... | 10+ POINTS.....     | 3 |
| -..... | 20+ POINTS.....     | - |
| 2..... | 10+REBOUNDS.....    | 2 |

2018-19 GAME-BY-GAME STATS

| Opponent           | Date     | gs | min | Total |       | 3-Pointers |      | Free throws |       |      | Rebounds |     |     |     | pf  |     |    | a  |     |     | blk |     |     | stl |   |     | pts |     | avg |  |
|--------------------|----------|----|-----|-------|-------|------------|------|-------------|-------|------|----------|-----|-----|-----|-----|-----|----|----|-----|-----|-----|-----|-----|-----|---|-----|-----|-----|-----|--|
|                    |          |    |     | fg    | fga   | pct        | 3fg  | 3fga        | pct   | ft   | fta      | pct | off | def | tot | avg | pf | a  | t/o | blk | stl | pts | avg |     |   |     |     |     |     |  |
| UCF                | 11/7/18  |    | 17  | 0-0   | .000  | 0-0        | .000 | 0-0         | .000  | 1    | 3        | 4   | 4.0 | 2   | 0   | 2   | 1  | 0  | 0   | 0   | 0   | 0   | 0   | 0   | 0 | 0   | 0   | 0   | 0.0 |  |
| NEW ORLEANS        | 11/9/18  | *  | 14  | 0-1   | .000  | 0-0        | .000 | 0-2         | .000  | 1    | 4        | 5   | 4.5 | 4   | 1   | 2   | 1  | 0  | 0   | 0   | 0   | 0   | 0   | 0   | 0 | 0   | 0   | 0   | 0.0 |  |
| YOUNGSTOWN STATE   | 11/13/18 |    | 11  | 0-2   | .000  | 0-0        | .000 | 1-4         | .250  | 2    | 1        | 3   | 4.0 | 1   | 0   | 0   | 1  | 0  | 1   | 0   | 1   | 0   | 1   | 0   | 1 | 0   | 3   | 0.3 |     |  |
| CINCINNATI         | 11/16/18 |    | 25  | 2-5   | .400  | 0-0        | .000 | 0-0         | .000  | 6    | 7        | 13  | 6.3 | 3   | 0   | 3   | 2  | 0  | 4   | 1   | 3   | 0   | 4   | 1   | 3 | 0   | 4   | 1.3 |     |  |
| at Georgetown      | 11/19/18 | *  | 19  | 1-6   | .167  | 0-0        | .000 | 2-4         | .500  | 1    | 3        | 4   | 5.8 | 0   | 0   | 0   | 0  | 0  | 2   | 4   | 1   | 8   | 0   | 2   | 4 | 1   | 8   | 1.8 |     |  |
| vs Wisconsin       | 11/23/18 | *  | 26  | 2-4   | .500  | 0-0        | .000 | 0-0         | .000  | 1    | 8        | 9   | 6.3 | 4   | 0   | 2   | 2  | 0  | 4   | 2   | 2   | 0   | 4   | 2   | 2 | 0   | 4   | 2.2 |     |  |
| vs Arkansas        | 11/24/18 | *  | 20  | 4-5   | .800  | 0-0        | .000 | 0-2         | .000  | 2    | 5        | 7   | 6.4 | 1   | 1   | 2   | 1  | 0  | 8   | 3   | 0   | 8   | 3   | 0   | 8 | 3   | 0   | 3.0 |     |  |
| vs Tennessee State | 11/25/18 | *  | 17  | 6-8   | .750  | 0-0        | .000 | 2-2         | 1.000 | 1    | 4        | 5   | 6.3 | 4   | 1   | 2   | 1  | 1  | 14  | 4   | 4   | 1   | 14  | 4   | 4 | 1   | 14  | 4.4 |     |  |
| at Northwestern    | 11/29/18 | *  | 22  | 1-4   | .250  | 0-0        | .000 | 2-6         | .333  | 1    | 3        | 4   | 6.0 | 3   | 1   | 2   | 2  | 0  | 4   | 4   | 3   | 1   | 2   | 0   | 4 | 4   | 3   | 4.3 |     |  |
| FORDHAM            | 12/5/18  | *  | 21  | 3-10  | .300  | 0-0        | .000 | 2-2         | 1.000 | 4    | 4        | 8   | 6.2 | 1   | 1   | 1   | 0  | 0  | 8   | 4   | 7   | 0   | 8   | 4   | 7 | 0   | 8   | 4.7 |     |  |
| WEST VIRGINIA      | 12/8/18  | *  | 26  | 4-6   | .667  | 0-0        | .000 | 4-8         | .500  | 5    | 4        | 9   | 6.5 | 3   | 1   | 5   | 3  | 1  | 12  | 5   | 4   | 1   | 12  | 5   | 4 | 1   | 12  | 5.4 |     |  |
| UNCW               | 12/18/18 | *  | 26  | 8-11  | .727  | 0-0        | .000 | 0-0         | .000  | 3    | 4        | 7   | 6.5 | 2   | 0   | 4   | 3  | 0  | 16  | 6   | 3   | 0   | 16  | 6   | 3 | 0   | 16  | 6.3 |     |  |
| SAINT FRANCIS (PA) | 12/21/18 | *  | 24  | 3-4   | .750  | 0-0        | .000 | 0-0         | .000  | 1    | 4        | 5   | 6.4 | 2   | 0   | 6   | 2  | 0  | 6   | 2   | 0   | 6   | 2   | 0   | 6 | 2   | 0   | 6.2 |     |  |
| at Duquesne        | 12/29/18 |    | 25  | 4-7   | .571  | 0-0        | .000 | 2-4         | .500  | 2    | 9        | 11  | 6.7 | 4   | 1   | 3   | 1  | 0  | 10  | 6   | 5   | 1   | 10  | 6   | 5 | 1   | 10  | 6.5 |     |  |
| at Notre Dame      | 01/03/19 | *  | 17  | 0-3   | .000  | 0-0        | .000 | 0-2         | .000  | 3    | 1        | 4   | 6.5 | 3   | 0   | 2   | 0  | 1  | 0   | 6   | 1   | 0   | 6   | 1   | 0 | 6   | 1   | 0   | 6.1 |  |
| at #8 NC State     | 01/10/19 | *  | 21  | 3-6   | .500  | 0-0        | .000 | 0-0         | .000  | 2    | 3        | 5   | 6.4 | 3   | 0   | 1   | 1  | 1  | 6   | 6   | 1   | 1   | 6   | 6   | 1 | 1   | 6   | 6.1 |     |  |
| BOSTON COLLEGE     | 1/13/19  | *  | 24  | 2-8   | .250  | 0-0        | .000 | 1-4         | .250  | 3    | 2        | 5   | 6.4 | 3   | 0   | 2   | 1  | 1  | 5   | 6   | 0   | 1   | 5   | 6   | 0 | 1   | 5   | 6.0 |     |  |
| SYRACUSE           | 1/17/19  | *  | 16  | 2-5   | .400  | 0-0        | .000 | 1-2         | .500  | 3    | 4        | 7   | 6.4 | 4   | 0   | 0   | 1  | 0  | 5   | 5   | 9   | 0   | 5   | 5   | 9 | 0   | 5   | 5.9 |     |  |
| CLEMSON            | 1/20/19  | *  | 26  | 2-3   | .667  | 0-0        | .000 | 3-7         | .429  | 3    | 1        | 4   | 6.3 | 2   | 0   | 2   | 0  | 1  | 7   | 6   | 0   | 1   | 7   | 6   | 0 | 1   | 7   | 6.0 |     |  |
| Totals             |          |    | 15  | 397   | 47-98 | .480       | 0-0  | .000        | 20-49 | .408 | 45       | 74  | 119 | 6.3 | 49  | 7   | 41 | 23 | 8   | 114 | 6   | 0   | 114 | 6   | 0 | 114 | 6   | 0   | 6.0 |  |

Games played: 19  
 Minutes/game: 20.9  
 Points/game: 6.0  
 FG Pct: 48.0  
 FT Pct: 40.8

Rebounds/game: 6.3  
 Assists/game: 0.4  
 Turnovers/game: 2.2  
 Assist/turnover ratio: 0.7  
 Steals/game: 0.4  
 Blocks/game: 1.2

CAREER STATS

| Season  | gp-gs | min/avg  | Total  |      | 3-Point |      | F-Throws |      | Rebounds |     |     |     | pf  |     |     | a  |    |     | blk |     |     | stl |     | pts |  | avg |  |
|---------|-------|----------|--------|------|---------|------|----------|------|----------|-----|-----|-----|-----|-----|-----|----|----|-----|-----|-----|-----|-----|-----|-----|--|-----|--|
|         |       |          | fg     | fga  | pct     | fg   | fga      | pct  | ft       | fta | pct | off | def | tot | avg | pf | fo | ast | to  | blk | stl | pts | avg |     |  |     |  |
| 2017-18 | 14-0  | 79/5.6   | 2-7    | .286 | 0-0     | .000 | 3-4      | .750 | 8        | 11  | 19  | 1.4 | 10  | 0   | 2   | 5  | 4  | 2   | 7   | 0.5 | 7   | 0.5 |     |     |  |     |  |
| 2018-19 | 19-15 | 397/20.9 | 47-98  | .480 | 0-0     | .000 | 20-49    | .408 | 45       | 74  | 119 | 6.3 | 49  | 0   | 7   | 41 | 23 | 8   | 114 | 6.0 | 114 | 6.0 |     |     |  |     |  |
| TOTAL   | 33-15 | 476/14.4 | 49-105 | .467 | 0-0     | .000 | 23-53    | .434 | 53       | 85  | 138 | 4.2 | 59  | 0   | 9   | 46 | 27 | 10  | 121 | 3.7 | 121 | 3.7 |     |     |  |     |  |



# TEHYA LYONS <<

12 | GUARD | 5-7 | FRESHMAN  
NORCROSS, GA. | NORCROSS HS

### BIO HIGHLIGHTS

#### HIGH SCHOOL:

Three-star recruit according to ESPN scouting profiles, ranked No. 28 at the guard position ... Three-time regional champion, state runner-up and scholar-athlete award recipient ... Named to the GA Region 7A Team of the Year, the GA Region 7A first team, the Gwinnett All-County Tip-Off Club Team, the Atlanta Journal Constitution All-State Region 7A second team and the 2017 Georgia Athletic Coaches Association All-Star Team (North) ... Maintained a 3.3 GPA at Norcross High School.

#### PERSONAL:

Born Aug. 18, 2000.

#### 2018-19 SEASON HIGHS

- PTS: --
- REBS: --
- FGM: --
- 3FGM: --
- FTM: --
- ASSTS: --
- BLKS: --
- STLS: --
- MINS: --

#### CAREER HIGHS

- PTS: --
- REBS: --
- FGM: --
- 3FGM: --
- FTM: --
- ASSTS: --
- BLKS: --
- STLS: --
- MINS: --

#### 2018-19 SEASON

#### PRODUCTION TRACKER

#### CAREER

|     |                                |    |
|-----|--------------------------------|----|
| --- | .....10+ POINTS.....           | -- |
| --- | .....30+ MINUTES.....          | -- |
| --- | .....LED PITT IN REBOUNDS..... | -- |
| --- | .....LED PITT IN ASSISTS.....  | -- |



# KYLA NELSON <<

13 | GUARD | 5-11 | SOPHOMORE  
 WORTHING, ENGLAND | OAKLANDS COLLEGE

NOTES

- Has started seven games this season for the Panthers
- Has made at least one three-pointer in 13 of her last 15 games
- Netted a season-high 12 points and a career-high four three-pointers in the win over New Orleans
- One of three international players on the roster (Danielle Garven: Canada; Ismini Prapa: Greece)
- **Last appearance:** Came off the bench vs. Clemson - 20 mins, 6 pts, 3 assts, 1 reb

BIO HIGHLIGHTS

AS A FRESHMAN (2017-18):  
 Appeared in all 30 games, starting nine, including the first two of her Pitt career ... Started and scored a season-high 14 points at No. 10/11 West Virginia (Dec. 7) ... Recorded season highs of six rebounds and six assists against Arkansas State (Nov. 25) ... Hit a season-high three 3-pointers in three games (vs. Arkansas State, Nov. 25; vs. Wisconsin, Nov. 29; at Virginia Tech, Jan. 11) ... Tied for second on the team with 30 threes this season ... Back-to-back double-figure scoring games (10 at Fordham, Dec. 3; 14 at No. 10/11 West Virginia, Dec. 7).

PRIOR TO PITT:  
 Captain of the Great Britain Senior Women's national team and led the squad to a fifth place finish at the 2016 FIBA U20 Women's Division B European Championships in Podgorica, Montenegro ... Captained Great Britain's U18 national team in 2015 ... Led Oaklands College with 16.1 points per game while averaging 3.7 rebounds and 2.0 assists in 2016-17 ... 2017 Women's Elite Academy Basketball League (WEABL) All-South First Team ... Back-to-back WEABL Player of the Week ... Helped Oaklands reach an undefeated season in 2014-15 and capped the campaign with the Women's National Trophy ... Named Most Valuable Player of the 2015 championship game: a 73-54 win with team highs of 19 points and nine rebounds.

PERSONAL:  
 Born Nov. 30, 1997 ... Daughter of Steve and Sarah ... Older brother, Luke, played basketball at UC Irvine ... Enrolled in the Dietrich School of Arts and Sciences.

2018-19 SEASON HIGHS

- **PTS:** 12, vs. New Orleans, 11/9/18
- **REBS:** 6, 2x, last at Duquesne, 12/29/18
- **FGM:** 4, 2x, last vs. UNCW (12/18/18)
- **3FGM:** 4, vs. New Orleans, 11/9/18
- **FTM:** 2, 2x, last at Northwestern, 11/29/18
- **ASSTS:** 3, 2x, last vs. Clemson, 1/20/19
- **BLKS:** 1, 3x, last at Northwestern, 11/29/18
- **STLS:** 2, 2x, at Northwestern, 11/29/18
- **MINS:** 29, vs. Arkansas, 11/24/18

CAREER HIGHS

- **PTS:** 14, at No. 10/11 West Virginia, 12/7/17
- **REBS:** 6, 3x, last at Duquesne, 12/29/18
- **FGM:** 5, at No. 10/11 West Virginia, 12/7/17
- **3FGM:** 4, vs. New Orleans, 11/9/18
- **FTM:** 5, vs. Youngstown State, 11/10/17
- **ASSTS:** 6, vs. Arkansas State, 11/25/17
- **BLKS:** 1, 4x, last at Georgetown, 11/19/18
- **STLS:** 3, twice, last at Clemson, 2/1/18
- **MINS:** 36, vs. (RV) Georgia Tech, 1/14/18

2018-19 SEASON

PRODUCTION TRACKER

CAREER

|   |                                |   |
|---|--------------------------------|---|
| 2 | .....10+ POINTS.....           | 4 |
| - | .....30+ MINUTES.....          | 2 |
| 1 | .....LED PITT IN REBOUNDS..... | 2 |
| - | .....LED PITT IN ASSISTS.....  | 2 |

2018-19 GAME-BY-GAME STATS

| Opponent           | Date     | gs | min | Total  |        | 3-Pointers |       | Free throws |       | Rebounds |     |     |     | pf  | a  | t/o | blk | stl | pts | avg |     |
|--------------------|----------|----|-----|--------|--------|------------|-------|-------------|-------|----------|-----|-----|-----|-----|----|-----|-----|-----|-----|-----|-----|
|                    |          |    |     | fg-fga | pct    | 3fg-fga    | pct   | ft-fga      | pct   | off      | def | tot | avg |     |    |     |     |     |     |     |     |
| UCF                | 11/7/18  |    | 23  | 2-3    | .667   | 1-2        | .500  | 2-2         | 1.000 | 3        | 3   | 6   | 6.0 | 2   | 1  | 3   | 1   | 0   | 7   | 7.0 |     |
| NEW ORLEANS        | 11/9/18  |    | 22  | 4-5    | .800   | 4-5        | .800  | 0-0         | .000  | 1        | 1   | 2   | 4.0 | 4   | 1  | 1   | 0   | 2   | 12  | 9.5 |     |
| YOUNGSTOWN STATE   | 11/13/18 |    | 17  | 1-2    | .500   | 1-1        | 1.000 | 0-0         | .000  | 1        | 0   | 1   | 3.0 | 1   | 1  | 1   | 0   | 0   | 3   | 7.3 |     |
| CINCINNATI         | 11/16/18 | *  | 19  | 0-6    | .000   | 0-3        | .000  | 0-0         | .000  | 2        | 1   | 3   | 3.0 | 2   | 0  | 3   | 0   | 0   | 0   | 5.5 |     |
| at Georgetown      | 11/19/18 |    | 18  | 2-5    | .400   | 2-4        | .500  | 0-0         | .000  | 0        | 1   | 1   | 2.6 | 3   | 2  | 3   | 1   | 0   | 6   | 5.6 |     |
| vs Wisconsin       | 11/23/18 | *  | 24  | 1-3    | .333   | 1-2        | .500  | 0-0         | .000  | 1        | 1   | 2   | 2.5 | 2   | 1  | 4   | 0   | 1   | 3   | 5.2 |     |
| vs Arkansas        | 11/24/18 | *  | 29  | 1-6    | .167   | 1-3        | .333  | 0-2         | .000  | 0        | 2   | 2   | 2.4 | 2   | 1  | 1   | 0   | 0   | 3   | 4.9 |     |
| vs Tennessee State | 11/25/18 | *  | 21  | 3-3    | 1.000  | 3-3        | 1.000 | 0-0         | .000  | 0        | 2   | 2   | 2.4 | 0   | 3  | 0   | 0   | 0   | 9   | 5.4 |     |
| at Northwestern    | 11/29/18 | *  | 25  | 3-8    | .375   | 2-6        | .333  | 2-2         | 1.000 | 1        | 2   | 3   | 2.4 | 2   | 1  | 1   | 1   | 2   | 10  | 5.9 |     |
| FORDHAM            | 12/5/18  | *  | 12  | 1-2    | .500   | 1-2        | .500  | 0-0         | .000  | 0        | 1   | 1   | 2.3 | 0   | 0  | 1   | 0   | 0   | 3   | 5.6 |     |
| WEST VIRGINIA      | 12/8/18  | *  | 22  | 2-8    | .250   | 0-3        | .000  | 0-0         | .000  | 1        | 0   | 1   | 2.2 | 0   | 1  | 5   | 0   | 0   | 4   | 5.5 |     |
| UNCW               | 12/18/18 |    | 25  | 4-8    | .500   | 2-5        | .400  | 1-1         | 1.000 | 1        | 0   | 1   | 2.1 | 3   | 1  | 1   | 0   | 0   | 11  | 5.9 |     |
| SAINT FRANCIS (PA) | 12/21/18 |    | 26  | 3-8    | .375   | 0-5        | .000  | 2-2         | 1.000 | 0        | 4   | 4   | 2.2 | 2   | 2  | 3   | 0   | 1   | 8   | 6.1 |     |
| at Duquesne        | 12/29/18 |    | 25  | 2-4    | .500   | 2-3        | .667  | 0-0         | .000  | 1        | 5   | 6   | 2.5 | 1   | 0  | 3   | 0   | 0   | 6   | 6.1 |     |
| at Notre Dame      | 01/03/19 |    | 23  | 2-8    | .250   | 2-6        | .333  | 0-0         | .000  | 0        | 1   | 1   | 2.4 | 3   | 1  | 3   | 0   | 1   | 6   | 6.1 |     |
| at #8 NC State     | 01/10/19 |    | 22  | 2-6    | .333   | 2-5        | .400  | 0-0         | .000  | 0        | 0   | 0   | 2.3 | 2   | 1  | 4   | 0   | 0   | 6   | 6.1 |     |
| BOSTON COLLEGE     | 1/13/19  |    | 14  | 2-5    | .400   | 1-4        | .250  | 0-0         | .000  | 1        | 2   | 3   | 2.3 | 2   | 0  | 0   | 0   | 0   | 5   | 6.0 |     |
| SYRACUSE           | 1/17/19  |    | 21  | 2-10   | .200   | 2-7        | .286  | 0-0         | .000  | 0        | 2   | 2   | 2.3 | 2   | 0  | 0   | 0   | 0   | 6   | 6.0 |     |
| CLEMSON            | 1/20/19  |    | 20  | 2-5    | .400   | 2-4        | .500  | 0-0         | .000  | 1        | 0   | 1   | 2.2 | 3   | 3  | 4   | 0   | 0   | 6   | 6.0 |     |
| Totals             |          |    | 7   | 408    | 39-105 | .371       | 29-73 | .397        | 7-9   | .778     | 14  | 28  | 42  | 2.2 | 36 | 20  | 41  | 3   | 7   | 114 | 6.0 |

Games played: 19  
 Minutes/game: 21.5  
 Points/game: 6.0  
 FG Pct: 37.1  
 3FG Pct: 39.7  
 FT Pct: 77.8

Rebounds/game: 2.2  
 Assists/game: 1.1  
 Turnovers/game: 2.2  
 Assist/turnover ratio: 0.5  
 Steals/game: 0.4  
 Blocks/game: 0.2

CAREER STATS

| Season  | gp-gs | min/avg  | Total  |      | 3-Point |      | F-Throws |      | Rebounds |     |     |     | Scoring |    |     |    |     |     |     |     |
|---------|-------|----------|--------|------|---------|------|----------|------|----------|-----|-----|-----|---------|----|-----|----|-----|-----|-----|-----|
|         |       |          | fg-fga | pct  | fg-fga  | pct  | ft-fga   | pct  | off      | def | tot | avg | pf      | fo | ast | to | blk | stl | pts | avg |
| 2017-18 | 30-9  | 570/19.0 | 45-167 | .269 | 30-105  | .286 | 14-18    | .778 | 8        | 37  | 45  | 1.5 | 51      | 2  | 48  | 56 | 2   | 13  | 134 | 4.5 |
| 2018-19 | 19-7  | 408/21.5 | 39-105 | .371 | 29-73   | .397 | 7-9      | .778 | 14       | 28  | 42  | 2.2 | 36      | 0  | 20  | 41 | 3   | 7   | 114 | 6.0 |
| TOTAL   | 49-16 | 978/20.0 | 84-272 | .309 | 59-178  | .331 | 21-27    | .778 | 22       | 65  | 87  | 1.8 | 87      | 2  | 68  | 97 | 5   | 20  | 248 | 5.1 |



# KAUAI BRADLEY <<

14 | G/F | 6-0 | SENIOR  
CHICAGO, ILL. | MARIAN CATHOLIC HS

### BIO HIGHLIGHTS

#### AS A JUNIOR (2017-18):

One of five Panthers to appear in all 30 games ... Joined the starting lineup for the first time this season against Penn State (Dec. 17) and produced a season-high 15 points with a career-high four 3-pointers ... Remained in the starting lineup ever since that game (20 starts) ... Four double-figure scoring outings ... Led the team in scoring against Penn State (Dec. 17) and at Syracuse (Jan 21) ... Second on the team with 1.6 steals per game.

#### AS A SOPHOMORE (2016-17):

Started 27 of 30 games ... Second on the team with two double-doubles - against Mount St. Mary's (16 points, 10 rebounds, Nov. 12) and North Carolina (17 points, 10 rebounds, Jan. 15) - marking career highs against the Tar Heels ... Seven double-figure scoring outings ... Led the Panthers with 1.7 steals per game ... Dished out a career-high seven assists against Slippery Rock (Nov. 23) ... Grabbed a career-high five steals against Loyola Chicago (Nov. 17) ... Blocked a career-high four shots against Youngstown State (Nov. 14).

#### AS A FRESHMAN (2015-16):

Played in 27 of 31 games ... Averaged 1.6 points and 1.8 rebounds per game ... Scored a career-high 11 points in the season opener vs. Wagner ... Grabbed a career-best seven rebounds in 21 minutes at Syracuse... Tallied six points, four rebounds, three steals and three blocks in a win against Delaware State.

#### HIGH SCHOOL:

Rated the 16th best position player according to ESPN ... Received a four-star rating by Prospectnation.com...Helped lead Marian Catholic to the 2013 Illinois 4A State Title as the Spartans finished with an overall record of 33-1... Named a McDonalds All-American nominee her senior season ... Finished third in the state her junior campaign ... Her team was both Conference and Sectional Champions during her senior campaign ... A finalist for the USA Basketball U17 national team ... Two-time Northwest Indiana Times All-Area Second team selection ... Played her AAU ball for Mac Irvin Fire ... Also played volleyball in high school.

#### PERSONAL:

Born Sept. 14, 1996 ... Daughter of Andre and Stella Bradley ... Cousin Mo Williams most recently played for the Cleveland Cavaliers ... Major is legal studies.

### NOTES

- Scored a career-high 17 points, six rebounds, three blocks, two steals and an assist against Clemson (1/20/19)
- Has notched two 10+ rebound games this season
- Grabbed a career-high 13 rebounds and added seven points in the road win over Northwestern (11/29/18)
- Has played 30+ minutes in five of the last nine games for Pitt
- **Last appearance:** Started her 11th game of the season vs. #12 Syracuse - 39 mins, 17 pts, 6 rebs, 3 blks, 2 stls, 1 asst

### 2018-19 SEASON HIGHS

- **PTS:** 17, vs. Clemson, 1/20/19
- **REBS:** 13 at Northwestern, 11/29/18
- **FGM:** 6, vs. Clemson, 1/20/19
- **3FGM:** 3, 2x, last vs. Clemson, 1/20/19
- **FTM:** 4 vs. West Virginia, 12/8/18
- **ASSTS:** 5 vs. Saint Francis (PA), 12/21/18
- **BLKS:** 3, 3x, last vs. Clemson, 1/20/19
- **STLS:** 5, 2x, last vs. Boston College, 1/13/19
- **MINS:** 39, vs. Clemson, 1/20/19

### CAREER HIGHS

- **PTS:** 17, 2x, last vs. Clemson, 1/20/19
- **REBS:** 13, at Northwestern, 11/29/18
- **FGM:** 7, vs. North Carolina, 1/15/17
- **3FGM:** 4, vs. Penn State, 12/17/17
- **FTM:** 6, at No. 10/11 West Virginia, 12/7/17
- **ASSTS:** 7, 2x, last vs. Chicago State, 12/31/17
- **BLKS:** 4, vs. Youngstown State, 11/14/16
- **STLS:** 6, at No. 10/11 West Virginia, 12/7/17
- **MINS:** 39, 2x, last vs. Clemson, 1/20/19

### 2018-19 SEASON

### PRODUCTION TRACKER

### CAREER

|   |                         |         |
|---|-------------------------|---------|
| 3 | .....10+ POINTS         | .....15 |
| 2 | .....10+ REBOUNDS       | .....4  |
| 8 | .....30+ MINUTES        | .....27 |
| 3 | .....LED PITT IN POINTS | .....8  |

### 2018-19 GAME-BY-GAME STATS

| Opponent           | Date     | gs | min | Total  |        | 3-Pointers |       | Free throws |       | Rebounds |     |     |     | Other |    |     | pts | avg |     |     |     |
|--------------------|----------|----|-----|--------|--------|------------|-------|-------------|-------|----------|-----|-----|-----|-------|----|-----|-----|-----|-----|-----|-----|
|                    |          |    |     | fg-fga | pct    | 3fg-fga    | pct   | ft-fta      | pct   | off      | def | tot | avg | pf    | a  | t/o |     |     | blk | stl |     |
| UCF                | 11/7/18  | *  | 31  | 4-6    | .667   | 1-1        | 1.000 | 0-0         | .000  | 2        | 1   | 3   | 3.0 | 4     | 2  | 1   | 1   | 1   | 9   | 9.0 |     |
| NEW ORLEANS        | 11/9/18  | *  | 18  | 1-4    | .250   | 1-1        | 1.000 | 0-0         | .000  | 3        | 4   | 7   | 5.0 | 2     | 2  | 3   | 0   | 3   | 3   | 6.0 |     |
| YOUNGSTOWN STATE   | 11/13/18 | *  | 21  | 1-4    | .250   | 0-1        | .000  | 2-2         | 1.000 | 1        | 2   | 3   | 4.3 | 2     | 4  | 2   | 3   | 3   | 4   | 5.3 |     |
| CINCINNATI         | 11/16/18 |    | 20  | 0-4    | .000   | 0-1        | .000  | 0-0         | .000  | 0        | 2   | 2   | 3.8 | 1     | 1  | 3   | 1   | 1   | 0   | 4.0 |     |
| at Georgetown      | 11/19/18 |    | 12  | 0-1    | .000   | 0-0        | .000  | 0-0         | .000  | 0        | 0   | 0   | 3.0 | 2     | 1  | 1   | 0   | 0   | 0   | 3.2 |     |
| vs Wisconsin       | 11/23/18 |    | 18  | 0-1    | .000   | 0-0        | .000  | 1-2         | .500  | 0        | 1   | 1   | 2.7 | 3     | 0  | 1   | 0   | 2   | 1   | 2.8 |     |
| vs Arkansas        | 11/24/18 |    | 16  | 2-5    | .400   | 1-3        | .333  | 0-0         | .000  | 1        | 3   | 4   | 2.9 | 4     | 1  | 4   | 0   | 0   | 5   | 3.1 |     |
| vs Tennessee State | 11/25/18 |    | 31  | 2-4    | .500   | 1-1        | 1.000 | 2-2         | 1.000 | 4        | 6   | 10  | 3.8 | 4     | 1  | 3   | 0   | 1   | 7   | 3.6 |     |
| at Northwestern    | 11/29/18 |    | 26  | 3-7    | .429   | 0-3        | .000  | 1-2         | .500  | 3        | 10  | 13  | 4.8 | 4     | 0  | 3   | 0   | 1   | 7   | 4.0 |     |
| FORDHAM            | 12/5/18  |    | 34  | 4-7    | .571   | 3-5        | .600  | 2-4         | .500  | 1        | 4   | 5   | 4.8 | 3     | 0  | 1   | 0   | 2   | 13  | 4.9 |     |
| WEST VIRGINIA      | 12/8/18  |    | 35  | 1-4    | .250   | 0-2        | .000  | 4-4         | 1.000 | 1        | 5   | 6   | 4.9 | 3     | 1  | 2   | 0   | 3   | 6   | 5.0 |     |
| UNCW               | 12/18/18 | *  | 26  | 0-4    | .000   | 0-1        | .000  | 1-2         | .500  | 1        | 3   | 4   | 4.8 | 1     | 0  | 0   | 2   | 3   | 1   | 4.7 |     |
| SAINT FRANCIS (PA) | 12/21/18 | *  | 36  | 3-8    | .375   | 0-3        | .000  | 2-2         | 1.000 | 3        | 5   | 8   | 5.1 | 4     | 5  | 7   | 3   | 5   | 8   | 4.9 |     |
| at Duquesne        | 12/29/18 | *  | 23  | 2-8    | .250   | 1-3        | .333  | 0-2         | .000  | 0        | 2   | 2   | 4.9 | 3     | 0  | 1   | 1   | 3   | 5   | 4.9 |     |
| at Notre Dame      | 01/03/19 | *  | 19  | 3-8    | .375   | 2-3        | .667  | 0-0         | .000  | 0        | 2   | 2   | 4.7 | 3     | 1  | 1   | 0   | 0   | 8   | 5.1 |     |
| at #8 NC State     | 01/10/19 | *  | 27  | 3-9    | .333   | 1-5        | .200  | 1-2         | .500  | 1        | 2   | 3   | 4.6 | 4     | 1  | 2   | 0   | 2   | 8   | 5.3 |     |
| BOSTON COLLEGE     | 1/13/19  | *  | 38  | 2-8    | .250   | 0-2        | .000  | 2-2         | 1.000 | 3        | 4   | 7   | 4.7 | 5     | 2  | 2   | 2   | 5   | 6   | 5.4 |     |
| SYRACUSE           | 1/17/19  | *  | 26  | 1-6    | .167   | 1-4        | .250  | 0-2         | .000  | 0        | 3   | 3   | 4.6 | 3     | 3  | 2   | 0   | 0   | 3   | 5.2 |     |
| CLEMSON            | 1/20/19  | *  | 39  | 6-17   | .353   | 3-9        | .333  | 2-2         | 1.000 | 1        | 5   | 6   | 4.7 | 5     | 1  | 6   | 3   | 2   | 17  | 5.8 |     |
| <b>Totals</b>      |          |    | 11  | 496    | 38-115 | .330       | 15-48 | .313        | 20-30 | .667     | 25  | 64  | 89  | 4.7   | 60 | 26  | 45  | 16  | 37  | 111 | 5.8 |

Games played: 19  
Minutes/game: 26.1  
Points/game: 5.8  
FG Pct: 33.0  
3FG Pct: 31.3  
FT Pct: 66.7

Rebounds/game: 4.7  
Assists/game: 1.4  
Turnovers/game: 2.4  
Assist/turnover ratio: 0.6  
Steals/game: 1.9  
Blocks/game: 0.8

### CAREER STATS

| Season       | gp-gs         | min/avg          | Total          |             | 3-Point       |             | F-Throws      |             | Rebounds  |            |            |            | Other      |          |            | Scoring    |           |            |            |            |
|--------------|---------------|------------------|----------------|-------------|---------------|-------------|---------------|-------------|-----------|------------|------------|------------|------------|----------|------------|------------|-----------|------------|------------|------------|
|              |               |                  | fg-fga         | pct         | fg-fga        | pct         | ft-fta        | pct         | off       | def        | tot        | avg        | pf         | fo       | ast        | to         | blk       | stl        | pts        | avg        |
| 2015-16      | 27-0          | 292/10.8         | 13-48          | .271        | 7-20          | .350        | 10-17         | .588        | 7         | 42         | 49         | 1.8        | 42         | 1        | 18         | 26         | 9         | 19         | 43         | 1.6        |
| 2016-17      | 30-27         | 781/26.0         | 67-188         | .356        | 35-111        | .315        | 23-34         | .676        | 19        | 106        | 125        | 4.2        | 79         | 0        | 78         | 53         | 28        | 51         | 192        | 6.4        |
| 2017-18      | 30-20         | 746/24.9         | 43-159         | .270        | 27-101        | .267        | 23-37         | .622        | 28        | 83         | 111        | 3.7        | 60         | 2        | 71         | 57         | 26        | 49         | 136        | 4.5        |
| 2018-19      | 19-11         | 496/26.1         | 38-115         | .330        | 15-48         | .313        | 20-30         | .667        | 25        | 64         | 89         | 4.7        | 60         | 2        | 26         | 45         | 16        | 37         | 111        | 5.8        |
| <b>TOTAL</b> | <b>106-58</b> | <b>2315/21.8</b> | <b>161-510</b> | <b>.316</b> | <b>84-280</b> | <b>.300</b> | <b>76-118</b> | <b>.644</b> | <b>79</b> | <b>295</b> | <b>374</b> | <b>3.5</b> | <b>241</b> | <b>5</b> | <b>193</b> | <b>181</b> | <b>79</b> | <b>156</b> | <b>482</b> | <b>4.5</b> |



# PIKA RODRIGUEZ <<

20 | GUARD | 5-11 | SOPHOMORE  
HARTFORD, CONN. | CAPITAL PREP MAGNET SCHOOL

### BIO HIGHLIGHTS

#### AS A FRESHMAN (2017-18):

Made her first appearance as a Panther against Towson (Nov. 19) and saw action in 22 games ... Posted a season 3-point field goal percentage of .411 (30-of-73) ... Went 2-of-4 from 3-point range and 2-of-2 from the free throw line in her first collegiate game against Towson ... All but two (30-of-32) of her made field goals were from 3-point range ... Poured in a season-high 17 points at Virginia (Dec. 28), including a season-best five 3-pointers ... Four double-figure scoring outings ... Played a season-high 27 minutes at Syracuse (Jan. 21).

#### HIGH SCHOOL:

Led Capital Prep to three consecutive Connecticut State Championships ... As a junior, she reached the 1,000-point milestone for her career, averaging 17 points and five rebounds per game ... Received all-state second team honors from the New Haven Register in 2016 and earned all-conference second team honors for the 2015 Constitution State Conference Central Division ... Played on the Puerto Rican U18 National Team, garnering All-FIBA Americas first team honors in 2016 ... Played for the Puerto Rican U19 National team at the FIBA World Cup in 2017 and led the team with 14.6 points per game.

#### PERSONAL:

Born March 20, 1999 ... Daughter of Carlos and Melissa ... Has an older brother, Romeo, and younger siblings Neo, Antonio, Heaven and Dante ... Enrolled in the Dietrich School of Arts and Sciences.

#### NOTES

- All but two of her made field goals in 2017-18 were from long range (30 of 32, 94 percent).
- Hit five 3-pointers en route to a season-high 17 points at Virginia (12/28/17).
- Saw action in 22 games as a freshman in 2017-18.
- Posted four double-figure scoring outings.
- **Last appearance:** vs. Wake Forest (ACC Tournament, 2/28/18) - 4 minutes off the bench.

#### 2017-18 SEASON HIGHS

- **PTS:** 17, at Virginia, 12/28/17
- **REBS:** 2, twice, last vs. Bucknell, 12/20/17
- **FGM:** 6, at Virginia, 12/28/17
- **3FGM:** 5, at Virginia, 12/28/17
- **FTM:** 3, at Clemson, 2/1/18
- **ASSTS:** 2, vs. Arkansas State, 11/25/17
- **BLKS:** N/A
- **STLS:** 1, 5x, last at (RV/RV) Miami, 2/15/18
- **MINS:** 27, at (RV/RV) Syracuse, 1/21/18

#### CAREER HIGHS

- **PTS:** 17, at Virginia, 12/28/17
- **REBS:** 2, twice, last vs. Bucknell, 12/20/17
- **FGM:** 6, at Virginia, 12/28/17
- **3FGM:** 5, at Virginia, 12/28/17
- **FTM:** 3, at Clemson, 2/1/18
- **ASSTS:** 2, vs. Arkansas State, 11/25/17
- **BLKS:** N/A
- **STLS:** 1, 5x, last at (RV/RV) Miami, 2/15/18
- **MINS:** 27, at (RV/RV) Syracuse, 1/21/18

#### 2017-18 SEASON

#### PRODUCTION TRACKER

#### CAREER

|    |                              |    |
|----|------------------------------|----|
| 4  | .....10+ POINTS.....         | 4  |
| -- | .....20+ POINTS.....         | -- |
| -- | .....10+ REBOUNDS.....       | -- |
| 2  | .....LED PITT IN POINTS..... | 2  |

#### 2017-18 GAME-BY-GAME STATS

| Opponent          | Date     | gs  | min  | Total  |      | 3-Pointers |      | Free Throws |      | Rebounds |     |     |     | pts |   | avg |     |     |     |     |
|-------------------|----------|-----|------|--------|------|------------|------|-------------|------|----------|-----|-----|-----|-----|---|-----|-----|-----|-----|-----|
|                   |          |     |      | fg-fga | pct  | 3fg-fga    | pct  | ft-fga      | pct  | off      | def | tot | avg | pf  | a |     | t/o | blk | stl |     |
| YOUNGSTOWN STATE  | 11/10/17 | dnp | -    | -      | -    | -          | -    | -           | -    | -        | -   | -   | -   | -   | - | -   | -   |     |     |     |
| CORNELL           | 11/13/17 | dnp | -    | -      | -    | -          | -    | -           | -    | -        | -   | -   | -   | -   | - | -   | -   |     |     |     |
| DUQUESNE          | 11/16/17 | dnp | -    | -      | -    | -          | -    | -           | -    | -        | -   | -   | -   | -   | - | -   | -   |     |     |     |
| TOWSON            | 11/19/17 | 7   | 2.4  | .500   | 2.4  | .500       | 2.2  | 1.000       | 0    | 0        | 0   | 0.0 | 0   | 0   | 0 | 0   | 8   | 8.0 |     |     |
| at Cincinnati     | 11/21/17 | 10  | 2.4  | .500   | 2.4  | .500       | 0-0  | .000        | 0    | 2        | 2   | 1.0 | 1   | 0   | 0 | 0   | 6   | 7.0 |     |     |
| ARKANSAS STATE    | 11/25/17 | 9   | 4.6  | .667   | 3.4  | .750       | 0-0  | .000        | 0    | 0        | 0   | 0.7 | 0   | 2   | 0 | 0   | 11  | 8.3 |     |     |
| WISCONSIN         | 11/29/17 | 14  | 3.4  | .750   | 3.4  | .750       | 0-0  | .000        | 0    | 0        | 0   | 0.5 | 0   | 0   | 1 | 0   | 9   | 8.5 |     |     |
| at Fordham        | 12/3/17  | 9   | 0-2  | .000   | 0-1  | .000       | 0-0  | .000        | 0    | 0        | 0   | 0.4 | 0   | 1   | 0 | 0   | 0   | 6.8 |     |     |
| at West Virginia  | 12-7-17  | 3   | 0-1  | .000   | 0-1  | .000       | 0-0  | .000        | 0    | 1        | 1   | 0.5 | 0   | 0   | 0 | 0   | 0   | 5.7 |     |     |
| UNCW              | 12/09/17 | 19  | 4-6  | .667   | 4-6  | .667       | 0-0  | .000        | 0    | 0        | 0   | 0.4 | 3   | 1   | 2 | 0   | 0   | 12  | 6.6 |     |
| PENN STATE        | 12/17/17 | 4   | 0-2  | .000   | 0-2  | .000       | 0-0  | .000        | 0    | 1        | 1   | 0.5 | 0   | 0   | 1 | 0   | 0   | 5.8 |     |     |
| BUCKNELL          | 12/20/17 | 15  | 2.4  | .500   | 2.4  | .500       | 0-0  | .000        | 0    | 2        | 2   | 0.7 | 0   | 1   | 1 | 0   | 0   | 6   | 5.8 |     |
| at Virginia       | 12/28/17 | 26  | 6-10 | .600   | 5-8  | .625       | 0-0  | .000        | 0    | 0        | 0   | 0.6 | 3   | 1   | 0 | 0   | 1   | 17  | 6.9 |     |
| CHICAGO STATE     | 12/31/17 | 19  | 3-11 | .273   | 3-10 | .300       | 0-0  | .000        | 1    | 0        | 1   | 0.6 | 0   | 1   | 0 | 0   | 0   | 9   | 7.1 |     |
| WAKE FOREST       | 01/04/18 | 7   | 0-2  | .000   | 0-2  | .000       | 0-0  | .000        | 0    | 0        | 0   | 0.6 | 1   | 0   | 1 | 0   | 0   | 0   | 6.5 |     |
| at North Carolina | 01/07/18 | dnp | -    | -      | -    | -          | -    | -           | -    | -        | -   | -   | -   | -   | - | -   | -   | -   | -   |     |
| at Virginia Tech  | 01/11/18 | 9   | 0-3  | .000   | 0-3  | .000       | 0-0  | .000        | 0    | 0        | 0   | 0.5 | 0   | 0   | 0 | 0   | 0   | 0   | 6.0 |     |
| GEORGIA TECH      | 01/14/18 | 1   | 0-0  | .000   | 0-0  | .000       | 0-0  | .000        | 0    | 0        | 0   | 0.5 | 0   | 1   | 0 | 0   | 0   | 0   | 5.6 |     |
| LOUISVILLE        | 01/18/18 | dnp | -    | -      | -    | -          | -    | -           | -    | -        | -   | -   | -   | -   | - | -   | -   | -   | -   |     |
| at Syracuse       | 01/21/18 | 27  | 2-6  | .333   | 2-6  | .333       | 0-0  | .000        | 0    | 1        | 1   | 0.5 | 0   | 0   | 0 | 0   | 1   | 6   | 5.6 |     |
| NOTRE DAME        | 01/25/18 | 18  | 4-10 | .400   | 4-10 | .400       | 0-0  | .000        | 0    | 0        | 0   | 0.5 | 0   | 0   | 1 | 0   | 0   | 12  | 6.0 |     |
| DUKE              | 01/28/18 | 6   | 0-1  | .000   | 0-1  | .000       | 0-0  | .000        | 0    | 1        | 1   | 0.5 | 1   | 0   | 1 | 0   | 0   | 0   | 5.6 |     |
| at Clemson        | 2/1/18   | 11  | 0-1  | .000   | 0-1  | .000       | 3-4  | .750        | 0    | 1        | 1   | 0.6 | 0   | 1   | 1 | 0   | 1   | 3   | 5.5 |     |
| FLORIDA STATE     | 02/04/18 | dnp | -    | -      | -    | -          | -    | -           | -    | -        | -   | -   | -   | -   | - | -   | -   | -   | -   |     |
| at Boston College | 2/11/18  | 4   | 0-1  | .000   | 0-1  | .000       | 0-0  | .000        | 0    | 0        | 0   | 0.5 | 0   | 0   | 0 | 0   | 0   | 0   | 5.2 |     |
| at Miami          | 02/15/18 | 2   | 0-0  | .000   | 0-0  | .000       | 0-0  | .000        | 0    | 0        | 0   | 0.5 | 0   | 0   | 0 | 0   | 1   | 0   | 5.0 |     |
| SYRACUSE          | 02/19/18 | dnp | -    | -      | -    | -          | -    | -           | -    | -        | -   | -   | -   | -   | - | -   | -   | -   | -   |     |
| NC STATE          | 02/22/18 | dnp | -    | -      | -    | -          | -    | -           | -    | -        | -   | -   | -   | -   | - | -   | -   | -   | -   |     |
| at Louisville     | 2/25/18  | 2   | 0-0  | .000   | 0-0  | .000       | 0-0  | .000        | 0    | 0        | 0   | 0.5 | 0   | 0   | 1 | 0   | 0   | 0   | 4.7 |     |
| vs Wake Forest    | 02/28/18 | 4   | 0-1  | .000   | 0-1  | .000       | 0-0  | .000        | 0    | 0        | 0   | 0.5 | 0   | 0   | 0 | 0   | 0   | 0   | 4.5 |     |
| Totals            |          | 0   | 226  | 32-79  | .405 | 30-73      | .411 | 5-6         | .833 | 1        | 9   | 10  | 0.5 | 9   | 9 | 10  | 0   | 5   | 99  | 4.5 |

#### CAREER STATS

| Season  | gp-gs | min/avg  | Total  |      | 3-Point |      | F-Throws |      | Rebounds |     |     |     | Scoring |    |     |    |     |     |     |     |
|---------|-------|----------|--------|------|---------|------|----------|------|----------|-----|-----|-----|---------|----|-----|----|-----|-----|-----|-----|
|         |       |          | fg-fga | pct  | fg-fga  | pct  | ft-fga   | pct  | off      | def | tot | avg | pf      | fo | ast | to | blk | stl | pts | avg |
| 2017-18 | 22-0  | 226/10.3 | 32-79  | .405 | 30-73   | .411 | 5-6      | .833 | 1        | 9   | 10  | 0.5 | 9       | 0  | 9   | 10 | 0   | 5   | 99  | 4.5 |
| TOTAL   | 22-0  | 226/10.3 | 32-79  | .405 | 30-73   | .411 | 5-6      | .833 | 1        | 9   | 10  | 0.5 | 9       | 0  | 9   | 10 | 0   | 5   | 99  | 4.5 |



# JAALA HENRY <<

22 | FORWARD | 6-3 | SOPHOMORE  
RIVERDALE, MD. | NATIONAL CHRISTIAN ACADEMY

### BIO HIGHLIGHTS

**AS A FRESHMAN (2017-18):**  
Made her first appearance as a Panther against Cornell (Nov. 11) and saw action in 23 games ... Scored her first collegiate points against Towson (Nov. 19), contributing four points, four rebounds and two blocks against the Tigers ... Tied a season high with four points at No. 10/11 West Virginia (Dec. 7) and played a season-high 22 minutes.

**HIGH SCHOOL:**  
Named the No. 39 best prospect in the nation by All Star Girls Report ... ESPN ranked her No. 16 for her position and gave her a No. 90 scout grade ... Landed a top-30 ranking for her position by Dan Olson ... Was invited to play with the USA Basketball Women's U16 National Team in 2015.

**PERSONAL:**  
Born April 22, 1999 ... Daughter of Lamont and Jackie ... Has three sisters and two brothers ... Major is psychology.

**NOTES**

- Recorded a career-high five points two times this season, 11/9/18 vs. New Orleans and 12/21/18 vs. Saint Francis (PA)
- Played a season-high 16 minutes against #2 Notre Dame.
- Saw action in 23 games as a freshman in 2017-18.
- Played a season-high 22 minutes twice, last against Wake Forest in the ACC Tournament (2/28/18).
- Last appearance:** came off the bench vs. Clemson - Played one minute.

#### 2018-19 SEASON HIGHS

- PTS:** 5, 2x, last vs. Saint Francis (PA), 12/21/18
- REBS:** 6, vs. New Orleans, 11/9/18
- FGM:** 2, 2x, last vs. Saint Francis (PA), 12/21/18
- 3FGM:** -
- FTM:** 1, 3x, last vs. Saint Francis (PA), 12/21/18
- ASSTS:** 1, vs. New Orleans, 11/9/18
- BLKS:** 2, vs. New Orleans, 11/9/18
- STLS:** 1, 5x, last vs. #12 Syracuse, 1/17/19
- MINS:** 16, at #2 Notre Dame, 1/3/19

#### CAREER HIGHS

- PTS:** 5, 2x, last vs. Saint Francis (PA), 12/21/18
- REBS:** 6, vs. New Orleans, 11/9/18
- FGM:** 2, 3x, last vs. Saint Francis (PA), 12/21/18
- 3FGM:** -
- FTM:** 2, vs. Towson, 11/19/17
- ASSTS:** 1, 4x, last vs. New Orleans, 11/9/18
- BLKS:** 2, 5x, last vs. New Orleans, 11/9/18
- STLS:** 2, 2x, last vs. Wake Forest, 2/28/18
- MINS:** 22, 2x, last vs. Wake Forest, 2/28/18

#### 2018-19 SEASON

#### PRODUCTION TRACKER

#### CAREER

|   |                |   |
|---|----------------|---|
| - | DOUBLE-DOUBLES | - |
| - | 10+ POINTS     | - |
| - | 20+ POINTS     | - |
| - | 10+REBOUNDS    | - |

#### 2018-19 GAME-BY-GAME STATS

| Opponent           | Date     | gs       | min       | Total       |             | 3-Pointers |             | Free throws |             | Rebounds |           |           | Other      |           |          | pts       | avg      |          |           |            |
|--------------------|----------|----------|-----------|-------------|-------------|------------|-------------|-------------|-------------|----------|-----------|-----------|------------|-----------|----------|-----------|----------|----------|-----------|------------|
|                    |          |          |           | fg-fga      | pct         | 3fg-fga    | pct         | ft-fa       | pct         | off      | def       | tot       | pf         | a         | t/o      |           |          | blk      | stl       |            |
| UCF                | 11/7/18  | 2        | 0-0       | .000        | 0-0         | .000       | 0-0         | .000        | 0           | 0        | 0         | 0         | 0          | 0         | 0        | 0         | 0.0      |          |           |            |
| NEW ORLEANS        | 11/9/18  | 12       | 2-2       | 1.000       | 0-0         | .000       | 1-2         | .500        | 2           | 4        | 6         | 3.0       | 1          | 1         | 0        | 2         | 5        | 2.5      |           |            |
| YOUNGSTOWN STATE   | 11/13/18 | 5        | 0-0       | .000        | 0-0         | .000       | 0-0         | .000        | 0           | 0        | 0         | 2.0       | 1          | 0         | 1        | 0         | 1.7      |          |           |            |
| CINCINNATI         | 11/16/18 | 1        | 0-0       | .000        | 0-0         | .000       | 0-0         | .000        | 0           | 0        | 0         | 1.5       | 0          | 0         | 0        | 0         | 1.3      |          |           |            |
| at Georgetown      | 11/19/18 | 3        | 0-0       | .000        | 0-0         | .000       | 0-0         | .000        | 0           | 1        | 1         | 1.4       | 0          | 0         | 1        | 0         | 1.0      |          |           |            |
| vs Wisconsin       | 11/23/18 | 3        | 0-0       | .000        | 0-0         | .000       | 0-0         | .000        | 0           | 0        | 0         | 1.2       | 0          | 0         | 0        | 0         | 0.8      |          |           |            |
| vs Arkansas        | 11/24/18 | 1        | 0-0       | .000        | 0-0         | .000       | 0-0         | .000        | 0           | 1        | 1         | 1.1       | 1          | 0         | 1        | 0         | 0.7      |          |           |            |
| vs Tennessee State | 11/25/18 | 7        | 0-2       | .000        | 0-0         | .000       | 1-2         | .500        | 0           | 0        | 0         | 1.0       | 5          | 0         | 3        | 0         | 1        | 0.8      |           |            |
| FORDHAM            | 12/5/18  | 3        | 1-2       | .500        | 0-0         | .000       | 0-0         | .000        | 0           | 1        | 1         | 1.0       | 0          | 0         | 0        | 0         | 2        | 0.9      |           |            |
| WEST VIRGINIA      | 12/8/18  | 9        | 0-2       | .000        | 0-0         | .000       | 0-0         | .000        | 0           | 1        | 1         | 1.0       | 4          | 0         | 0        | 0         | 0        | 0.8      |           |            |
| UNCW               | 12/18/18 | 1        | 0-0       | .000        | 0-0         | .000       | 0-0         | .000        | 0           | 0        | 0         | 0.9       | 0          | 0         | 0        | 0         | 0        | 0.7      |           |            |
| SAINT FRANCIS (PA) | 12/21/18 | 6        | 2-2       | 1.000       | 0-0         | .000       | 1-5         | .200        | 1           | 0        | 1         | 0.9       | 1          | 0         | 0        | 0         | 1        | 5        | 1.1       |            |
| at Duquesne        | 12/29/18 | dnp      | -         | -           | -           | -          | -           | -           | -           | -        | -         | -         | -          | -         | -        | -         | -        | -        |           |            |
| at Notre Dame      | 01/03/19 | 16       | 1-2       | .500        | 0-0         | .000       | 0-0         | .000        | 2           | 3        | 5         | 1.2       | 0          | 0         | 2        | 0         | 1        | 2        | 1.2       |            |
| at #8 NC State     | 01/10/19 | 4        | 0-1       | .000        | 0-0         | .000       | 0-0         | .000        | 1           | 1        | 2         | 1.3       | 0          | 0         | 0        | 0         | 1        | 0        | 1.1       |            |
| BOSTON COLLEGE     | 1/13/19  | 3        | 0-0       | .000        | 0-0         | .000       | 0-0         | .000        | 0           | 0        | 0         | 1.2       | 0          | 0         | 1        | 0         | 0        | 0        | 1.0       |            |
| SYRACUSE           | 1/17/19  | 9        | 0-2       | .000        | 0-0         | .000       | 2-2         | 1.000       | 0           | 1        | 1         | 1.2       | 0          | 0         | 1        | 0         | 1        | 2        | 1.1       |            |
| CLEMSON            | 1/20/19  | 1        | 0-0       | .000        | 0-0         | .000       | 0-0         | .000        | 0           | 0        | 0         | 1.1       | 0          | 0         | 0        | 0         | 0        | 0        | 1.0       |            |
| <b>Totals</b>      |          | <b>1</b> | <b>86</b> | <b>6-15</b> | <b>.400</b> | <b>0-0</b> | <b>.000</b> | <b>5-11</b> | <b>.455</b> | <b>6</b> | <b>13</b> | <b>19</b> | <b>1.1</b> | <b>15</b> | <b>1</b> | <b>10</b> | <b>2</b> | <b>5</b> | <b>17</b> | <b>1.0</b> |

Games played: 17  
Minutes/game: 5.1  
Points/game: 1.0  
FG Pct: 40.0  
FT Pct: 45.5

Rebounds/game: 1.1  
Assists/game: 0.1  
Turnovers/game: 0.6  
Assist/turnover ratio: 0.1  
Steals/game: 0.3  
Blocks/game: 0.1

#### CAREER STATS

| Season       | gp-gs       | min/avg        | Total        |             | 3-Point    |             | F-Throws    |             | Rebounds  |           |           |            | Other     |          |          | Scoring   |           |           |           |            |
|--------------|-------------|----------------|--------------|-------------|------------|-------------|-------------|-------------|-----------|-----------|-----------|------------|-----------|----------|----------|-----------|-----------|-----------|-----------|------------|
|              |             |                | fg-fga       | pct         | fg-fga     | pct         | ft-fa       | pct         | off       | def       | tot       | avg        | pf        | fo       | ast      | to        | blk       | stl       | pts       | avg        |
| 2017-18      | 23-0        | 241/10.5       | 6-23         | .261        | 0-0        | .000        | 3-12        | .250        | 12        | 29        | 41        | 1.8        | 32        | 0        | 3        | 12        | 14        | 8         | 15        | 0.7        |
| 2018-19      | 17-1        | 86/5.1         | 6-15         | .400        | 0-0        | .000        | 5-11        | .455        | 6         | 13        | 19        | 1.1        | 15        | 1        | 1        | 10        | 2         | 5         | 17        | 1.0        |
| <b>TOTAL</b> | <b>40-1</b> | <b>327/8.2</b> | <b>12-38</b> | <b>.316</b> | <b>0-0</b> | <b>.000</b> | <b>8-23</b> | <b>.348</b> | <b>18</b> | <b>42</b> | <b>60</b> | <b>1.5</b> | <b>47</b> | <b>1</b> | <b>4</b> | <b>22</b> | <b>16</b> | <b>13</b> | <b>32</b> | <b>0.8</b> |



# ALAYNA GRIBBLE <<

23 | GUARD | 6-0 | JUNIOR  
PITTSBURGH, PA. | NORWIN HS

### BIO HIGHLIGHTS

**AS A SOPHOMORE (2017-18):**  
Started 14 of 22 games played ... Led team with 1.9 threes made per game ... Moved into Pitt's top 10 for career 3-pointers, reaching 88 to tie Shavonte Zellous (2005-09) ... Missed seven games due to a broken nose and concussion suffered in practice following the Panthers' game at Fordham (Dec. 3) ... Returned to action at North Carolina (Jan.7) ... In her third game upon her return (vs. Georgia Tech, Jan. 14), tied the school record for single-game 3-pointers made for the second time in her career, hitting seven ... Tallied a career high with 29 points against the Yellow Jackets ... Her 29 points stands as the individual high performance by a Panther this season ... Six double-figure scoring outings.

**AS A FRESHMAN (2016-17):**  
Appeared in 26 games, earning the first start of her career at Wake Forest, (Feb. 5) ... Missed three games early in the season due to plantar fasciitis ... Tied a program record with seven 3-pointers made at No. 24/21 Syracuse (Feb. 2) while pouring in a season-high 23 points against the Orange ... Led the Panthers with 1.8 3-pointers made per game ... Grabbed a season-high six rebounds in her first collegiate game against Mount St. Mary's (Nov. 12) ... Let Pitt in scoring in four contests ... Six double-figure scoring games.

**HIGH SCHOOL:**  
One of the most decorated local products out of Norwin HS ... back-to-back WPIAL AAAA Girls Basketball Champion and Player of the Game for the WPIAL Championship ... all-time leading scorer at Norwin (1,782 points) ... McDonald's All-America nominee ... 2016 Pittsburgh Post-Gazette Player of the Year ... two-time Post-Gazette Fab Five and AAAA Player of the Year ... three-time Post-Gazette All-Section first team ... two-time Tribune-Review Player of the Year ... three-time Tribune-Review Terrific 10 ... winner of the 2016 Judge Driscoll Westmoreland County Scholar Athlete award ... two-time member of the AAAA PA Sports Writers All-State Team ... ranked No. 33 for her position and No. 188 overall by Prospects Nation ... ranked No. 55 for her position by ESPN ... ranked No. 196 by Blue Star Basketball ... graduated with honors and a 3.8 GPA ... member of National Honor Society, Interact Club and Senior Youth Ministry ... played volleyball her freshman year of high school ... volunteered with You've Got a Friend Day, working with special needs children ... also volunteered at church fairs and as a youth basketball coach ... won essay contests from the Society for Biomedical Research and VFW.

**PERSONAL:**  
Born Dec. 5, 1997 ... Daughter of Dan and Dena Gribble ... Has two younger sisters, Olivia and Erica ... Major is accounting.

NOTES

- Ranks 10th in program history for three-point field goals made (94).
- Played in the first five games of the season before sustaining an injury
- Netted a season-high 17 points including five three-pointers in the win over New Orleans
- **Last appearance:** came off the bench at Georgetown (11/19/18) -- 3 pts, 3 rebs

### 2018-19 SEASON HIGHS

- **PTS:** 17, vs. New Orleans, 11/9/18
- **REBS:** 6, vs. Cincinnati (11/16/18)
- **FGM:** 6, vs. New Orleans, 11/9/18
- **3FGM:** 5, vs. New Orleans, 11/9/18
- **FTM:** -
- **ASSTS:** 2, vs. New Orleans, 11/9/18
- **BLKS:** 1, vs. New Orleans, 11/9/18
- **STLS:** 1, twice, last vs. YSU, 11/13/18
- **MINS:** 16, vs. New Orleans, 11/9/18

### CAREER HIGHS

- **PTS:** 29, vs. (RV) Georgia Tech, 1/14/18
- **REBS:** 6, twice, last vs. Cincinnati (11/16/18)
- **FGM:** 9, vs. (RV) Georgia Tech, 1/14/18
- **3FGM:** 7, twice, last vs. (RV) Georgia Tech, 1/14/18
- **FTM:** 4, vs. (RV) Georgia Tech, 1/14/18
- **ASSTS:** 4, vs. Syracuse, 2/19/18
- **BLKS:** 2, twice, last vs. Duquesne, 11/16/17
- **STLS:** 3, vs. No. 2/2 Louisville, 1/18/18
- **MINS:** 35, twice, last at (RV) Wake Forest, 2/5/17

### 2018-19 SEASON

### PRODUCTION TRACKER

### CAREER

|   |                    |    |
|---|--------------------|----|
| 1 | 10+ POINTS         | 14 |
| - | 20+ POINTS         | 2  |
| - | 30+ MINUTES        | 9  |
| - | LED PITT IN POINTS | 7  |

### 2018-19 GAME-BY-GAME STATS

| Opponent           | Date     | gs  | min  | Total  |      | 3-Pointers |      | Free throws |       | Rebounds |     |     |     | pf | a | t/o | blk | stl | pts  | avg |
|--------------------|----------|-----|------|--------|------|------------|------|-------------|-------|----------|-----|-----|-----|----|---|-----|-----|-----|------|-----|
|                    |          |     |      | fg-fga | pct  | 3fg-fga    | pct  | ft-fa       | pct   | off      | def | tot | avg |    |   |     |     |     |      |     |
| UCF                | 11/7/18  | dnp | -    | -      | -    | -          | -    | -           | -     | -        | -   | -   | -   | -  | - | -   | -   | -   | -    | -   |
| NEW ORLEANS        | 11/9/18  | 16  | 6-11 | .545   | 5-10 | .500       | 0-0  | .000        | 0     | 1        | 1   | 1.0 | 0   | 2  | 2 | 1   | 1   | 17  | 17.0 |     |
| YOUNGSTOWN STATE   | 11/13/18 | 9   | 1-4  | .250   | 1-3  | .333       | 0-0  | .000        | 1     | 3        | 4   | 2.5 | 0   | 0  | 0 | 0   | 1   | 3   | 10.0 |     |
| CINCINNATI         | 11/16/18 | 18  | 1-3  | .333   | 1-2  | .500       | 2-2  | 1.000       | 1     | 5        | 6   | 3.7 | 1   | 0  | 0 | 0   | 0   | 5   | 8.3  |     |
| at Georgetown      | 11/19/18 | 17  | 1-6  | .167   | 1-5  | .200       | 0-0  | .000        | 0     | 3        | 3   | 3.5 | 3   | 0  | 0 | 0   | 0   | 3   | 7.0  |     |
| vs Wisconsin       | 11/23/18 | dnp | -    | -      | -    | -          | -    | -           | -     | -        | -   | -   | -   | -  | - | -   | -   | -   | -    |     |
| vs Arkansas        | 11/24/18 | dnp | -    | -      | -    | -          | -    | -           | -     | -        | -   | -   | -   | -  | - | -   | -   | -   | -    |     |
| vs Tennessee State | 11/25/18 | dnp | -    | -      | -    | -          | -    | -           | -     | -        | -   | -   | -   | -  | - | -   | -   | -   | -    |     |
| FORDHAM            | 12/5/18  | dnp | -    | -      | -    | -          | -    | -           | -     | -        | -   | -   | -   | -  | - | -   | -   | -   | -    |     |
| WEST VIRGINIA      | 12/8/18  | dnp | -    | -      | -    | -          | -    | -           | -     | -        | -   | -   | -   | -  | - | -   | -   | -   | -    |     |
| UNCW               | 12/18/18 | dnp | -    | -      | -    | -          | -    | -           | -     | -        | -   | -   | -   | -  | - | -   | -   | -   | -    |     |
| SAINT FRANCIS (PA) | 12/21/18 | dnp | -    | -      | -    | -          | -    | -           | -     | -        | -   | -   | -   | -  | - | -   | -   | -   | -    |     |
| at Duquesne        | 12/29/18 | dnp | -    | -      | -    | -          | -    | -           | -     | -        | -   | -   | -   | -  | - | -   | -   | -   | -    |     |
| at #8 NC State     | 01/10/19 | dnp | -    | -      | -    | -          | -    | -           | -     | -        | -   | -   | -   | -  | - | -   | -   | -   | -    |     |
| BOSTON COLLEGE     | 1/13/19  | dnp | -    | -      | -    | -          | -    | -           | -     | -        | -   | -   | -   | -  | - | -   | -   | -   | -    |     |
| SYRACUSE           | 1/17/19  | dnp | -    | -      | -    | -          | -    | -           | -     | -        | -   | -   | -   | -  | - | -   | -   | -   | -    |     |
| CLEMSON            | 1/20/19  | dnp | -    | -      | -    | -          | -    | -           | -     | -        | -   | -   | -   | -  | - | -   | -   | -   | -    |     |
| <b>Totals</b>      |          | 0   | 60   | 9-24   | .375 | 8-20       | .400 | 2-2         | 1.000 | 2        | 12  | 14  | 3.5 | 4  | 2 | 2   | 1   | 2   | 28   | 7.0 |

Games played: 4  
Minutes/game: 15.0  
Points/game: 7.0  
FG Pct: 37.5  
3FG Pct: 40.0  
FT Pct: 100.0

Rebounds/game: 3.5  
Assists/game: 0.5  
Turnovers/game: 0.5  
Assist/turnover ratio: 1.0  
Steals/game: 0.5  
Blocks/game: 0.3

### CAREER STATS

| Season       | gp-gs        | min/avg          | Total          |             | 3-Point       |             | F-Throws     |             | Rebounds  |           |            |            | Scoring   |          |           |           |          |           |            |            |
|--------------|--------------|------------------|----------------|-------------|---------------|-------------|--------------|-------------|-----------|-----------|------------|------------|-----------|----------|-----------|-----------|----------|-----------|------------|------------|
|              |              |                  | fg-fga         | pct         | fg-fga        | pct         | ft-fa        | pct         | off       | def       | tot        | avg        | pf        | fo       | ast       | to        | blk      | stl       | pts        | avg        |
| 2016-17      | 26-1         | 526/20.2         | 59-185         | .319        | 46-154        | .299        | 10-14        | .714        | 11        | 44        | 55         | 2.1        | 46        | 0        | 20        | 21        | 6        | 11        | 174        | 6.7        |
| 2017-18      | 22-14        | 502/22.8         | 56-138         | .406        | 42-108        | .389        | 15-24        | .625        | 8         | 28        | 36         | 1.6        | 41        | 0        | 19        | 25        | 2        | 12        | 169        | 7.7        |
| 2018-19      | 4-0          | 60/15.0          | 9-24           | .375        | 8-20          | .400        | 2-2          | 1.000       | 2         | 12        | 14         | 3.5        | 4         | 0        | 2         | 2         | 1        | 2         | 28         | 7.0        |
| <b>TOTAL</b> | <b>52-15</b> | <b>1088/20.9</b> | <b>124-347</b> | <b>.357</b> | <b>96-282</b> | <b>.340</b> | <b>27-40</b> | <b>.675</b> | <b>21</b> | <b>84</b> | <b>105</b> | <b>2.0</b> | <b>91</b> | <b>0</b> | <b>41</b> | <b>48</b> | <b>9</b> | <b>25</b> | <b>371</b> | <b>7.1</b> |



# KALISTA WALTERS <<

32 | CENTER | 6-1 | SENIOR  
FLEETWOOD, PA. | BETHLEHEM CATHOLIC HS

NOTES

- Has scored in double figures twice this season
- Scored a season-high 15 points in the win over Arkansas (11/24/18)
- Grabbed a season-high nine rebounds twice this season (New Orleans, #2 Notre Dame)
- Member of the 2018 All-ACC Academic Team.
- **Last appearance:** Came off the bench vs. Clemson - 11 mins, 4 rebs

BIO HIGHLIGHTS

**AS A JUNIOR (2017-18):**  
Named to All-ACC Academic Team ... Posted the fifth-most blocks made by a junior in program history (53) ... One of three Panthers to start all 30 games (Yacine Diop, Jasmine Whitney) ... Holds the team's current longest starting streak at 38 games, dating back to Pitt's game at Wake Forest on Feb. 5, 2017 ... Set a program record for single-game field goal percentage with a 12-of-12 performance from the floor against Chicago State (Dec. 31) ... Pulled down a career-high 16 rebounds in the first game of the season against Youngstown State (Nov. 10) ... Second on the team with five double-doubles, most in a single season for her career ... Listed 11 double-figure scoring outings with three of 20 points or more ... Led team with eight double-figure rebound outings ... Blocked the 100th shot of her career at Clemson (Feb. 1).

**AS A SOPHOMORE (2016-17):**  
Appeared in all 30 games ... Joined the starting lineup at (RV) Wake Forest (Feb. 5) and remained for the preceding final seven games of the season ... Led the Panthers with a .584 (97-of-166) field goal percentage ... Third leading scorer for Pitt with 7.5 points per game ... Scored a season-high 19 points off the bench in the Panthers' win against Boston College (Jan. 5) ... Posted the first double-double of her career with 11 points and a career-high 10 rebounds against Slippery Rock (Nov. 23) ... Had career highs of four assists and four steals in Pitt's ACC Tournament game against North Carolina (March 1) ... Nine double-figure scoring outings.

**AS A FRESHMAN (2015-16):**  
Played in all 31 games, starting the first 19 ... Averaged 8.1 points and 3.0 rebounds per game ... Tallied 13 double figure scoring games ... Scored a career-high 26 points at Saint Francis ... Added 22 points against Duquesne ... Led the Panthers in scoring during nonconference play at 12.8 points per game ... Had four straight double-figure scoring games to begin ACC play.

**HIGH SCHOOL:**  
A consensus top 75 recruit, ranked no. 71 by jumpoffplus.com, no. 72 by Prospectnation.com and No. 73 by All-Star Girls Report ... ESPN ranked her the 19th best power forward in the country... A three-time Allentown/Lehigh Player of the Year... Averaged 22.1 points and 9.7 rebounds ... Averaged 21 points, 9.3 rebounds, 1.3 assists and 3.3 blocks during her junior season ... Scored 2,273 career points ... Three-time PIAA Class AAA First Team All-State Performer and a two-time Pennsylvania Sports Writers First Team All-State selection ... Received her region's Individual Performance Award for scoring 42 points and grabbing 17 rebounds in a game against Central Catholic ... Reached 1,000 career points by her sophomore season and hit 2,000 career points by her senior year ... Three time league MVP ... 2015 Miss PA Basketball Finalist ... Played her AAU basketball for Philly Triple Threat.

**PERSONAL:**  
Born Dec. 23, 1996 ... Daughter of Arnold and Rosemary Alleyne ... Has three sisters: Keyara, Olivia and Jayla ... Major is media and professional communication.

2018-19 SEASON HIGHS

- **PTS:** 15, vs. Arkansas, 11/24/18
- **REBS:** 9, vs. New Orleans, 11/9/18
- **FGM:** 7, vs. Arkansas, 11/24/18
- **3FGM:** -
- **FTM:** 2, vs. UCF, 11/7/18
- **ASSTS:** 5, vs. Tennessee State, 11/25/18
- **BLKS:** 3 vs. Fordham, 12/5/18
- **STLS:** 4, vs. New Orleans, 11/9/18
- **MINS:** 27, vs. YSU, 11/13/18

CAREER HIGHS

- **PTS:** 26, vs. Saint Francis, 11/16/15
- **REBS:** 16, vs. YSU, 11/10/17
- **FGM:** 12 twice, last vs. Chicago State, 12/31/17
- **3FGM:** 1, vs. American, 12/22/15
- **FTM:** 5, vs. Boston College, 1/5/17
- **ASSTS:** 5, vs. Tennessee State, 11/25/18
- **BLKS:** 5, twice, last at (RV/RV) Syracuse, 1/21/18
- **STLS:** 5, vs. No. 10/11 Florida State, 2/4/18
- **MINS:** 40, twice, last at Virginia, 12/28/17

2018-19 SEASON

PRODUCTION TRACKER

CAREER

|   |                          |    |
|---|--------------------------|----|
| 2 | .....DOUBLE-DOUBLES..... | 6  |
| - | .....10+ POINTS.....     | 35 |
| - | .....20+ POINTS.....     | 5  |
| - | .....10+REBOUNDS.....    | 9  |

2018-19 GAME-BY-GAME STATS

| Opponent           | Date     | qs | min | Total  |       | 3-Pointers |      | Free throws |       | Rebounds |     |     |     | pts |    |     | avg |     |     |     |     |
|--------------------|----------|----|-----|--------|-------|------------|------|-------------|-------|----------|-----|-----|-----|-----|----|-----|-----|-----|-----|-----|-----|
|                    |          |    |     | fg-fga | pct   | 3fg-fga    | pct  | ft-fa       | pct   | off      | def | tot | avg | pf  | a  | t/o |     | blk | stl |     |     |
| UCF                | 11/7/18  | *  | 22  | 1-2    | .500  | 0-0        | .000 | 2-2         | 1.000 | 3        | 2   | 5   | 5.0 | 1   | 0  | 2   | 2   | 0   | 4   | 4.0 |     |
| NEW ORLEANS        | 11/9/18  |    | 20  | 3-7    | .429  | 0-0        | .000 | 1-2         | .500  | 2        | 7   | 9   | 7.0 | 3   | 0  | 2   | 2   | 4   | 7   | 5.5 |     |
| YOUNGSTOWN STATE   | 11/13/18 |    | 27  | 5-7    | .714  | 0-0        | .000 | 0-1         | .000  | 2        | 5   | 7   | 7.0 | 1   | 1  | 1   | 1   | 3   | 10  | 7.0 |     |
| CINCINNATI         | 11/16/18 | *  | 13  | 1-2    | .500  | 0-0        | .000 | 0-0         | .000  | 1        | 3   | 4   | 6.3 | 2   | 0  | 0   | 1   | 0   | 2   | 5.8 |     |
| at Georgetown      | 11/19/18 |    | 15  | 1-3    | .333  | 0-0        | .000 | 0-0         | .000  | 3        | 1   | 4   | 5.8 | 2   | 1  | 2   | 0   | 2   | 2   | 5.0 |     |
| vs Wisconsin       | 11/23/18 |    | 17  | 0-2    | .000  | 0-0        | .000 | 0-2         | .000  | 1        | 4   | 5   | 5.7 | 4   | 0  | 1   | 1   | 0   | 0   | 4.2 |     |
| vs Arkansas        | 11/24/18 |    | 22  | 7-9    | .778  | 0-0        | .000 | 1-2         | .500  | 3        | 4   | 7   | 5.9 | 1   | 3  | 0   | 1   | 1   | 15  | 5.7 |     |
| vs Tennessee State | 11/25/18 |    | 24  | 1-1    | 1.000 | 0-0        | .000 | 1-4         | .250  | 3        | 3   | 6   | 5.9 | 4   | 5  | 2   | 0   | 0   | 3   | 5.4 |     |
| at Northwestern    | 11/29/18 |    | 20  | 1-1    | 1.000 | 0-0        | .000 | 0-0         | .000  | 0        | 2   | 2   | 5.4 | 3   | 0  | 1   | 0   | 0   | 2   | 5.0 |     |
| FORDHAM            | 12/5/18  |    | 17  | 0-0    | .000  | 0-0        | .000 | 0-0         | .000  | 1        | 3   | 4   | 5.3 | 2   | 2  | 2   | 3   | 0   | 0   | 4.5 |     |
| WEST VIRGINIA      | 12/8/18  |    | 9   | 0-0    | .000  | 0-0        | .000 | 0-0         | .000  | 0        | 0   | 0   | 4.8 | 0   | 0  | 1   | 0   | 0   | 0   | 4.1 |     |
| UNCW               | 12/18/18 |    | 8   | 1-1    | 1.000 | 0-0        | .000 | 0-0         | .000  | 2        | 1   | 3   | 4.7 | 0   | 0  | 0   | 0   | 0   | 2   | 3.9 |     |
| SAINT FRANCIS (PA) | 12/21/18 |    | 11  | 1-1    | 1.000 | 0-0        | .000 | 0-0         | .000  | 1        | 0   | 1   | 4.4 | 0   | 0  | 0   | 1   | 0   | 2   | 3.8 |     |
| at Duquesne        | 12/29/18 | *  | 21  | 0-0    | .000  | 0-0        | .000 | 0-0         | .000  | 2        | 4   | 6   | 4.5 | 1   | 2  | 0   | 0   | 2   | 0   | 3.5 |     |
| at Notre Dame      | 01/03/19 |    | 18  | 2-2    | 1.000 | 0-0        | .000 | 0-0         | .000  | 5        | 4   | 9   | 4.8 | 2   | 1  | 2   | 1   | 1   | 4   | 3.5 |     |
| at #8 NC State     | 01/10/19 |    | 20  | 0-0    | .000  | 0-0        | .000 | 0-0         | .000  | 2        | 1   | 3   | 4.7 | 1   | 0  | 1   | 0   | 1   | 0   | 3.3 |     |
| BOSTON COLLEGE     | 1/13/19  |    | 10  | 0-0    | .000  | 0-0        | .000 | 0-0         | .000  | 0        | 0   | 0   | 4.4 | 1   | 0  | 1   | 0   | 0   | 0   | 3.1 |     |
| SYRACUSE           | 1/17/19  |    | 14  | 1-1    | 1.000 | 0-0        | .000 | 0-0         | .000  | 1        | 1   | 2   | 4.3 | 3   | 0  | 1   | 1   | 3   | 2   | 3.1 |     |
| CLEMSON            | 1/20/19  |    | 11  | 0-0    | .000  | 0-0        | .000 | 0-0         | .000  | 3        | 1   | 4   | 4.3 | 1   | 0  | 1   | 0   | 0   | 0   | 2.9 |     |
| <b>Totals</b>      |          |    | 3   | 319    | 25-39 | .641       | 0-0  | .000        | 5-13  | .385     | 35  | 46  | 81  | 4.3 | 32 | 15  | 20  | 14  | 17  | 55  | 2.9 |

Games played: 19  
Minutes/game: 16.8  
Points/game: 2.9  
FG Pct: 64.1  
FT Pct: 38.5

Rebounds/game: 4.3  
Assists/game: 0.8  
Turnovers/game: 1.1  
Assist/turnover ratio: 0.7  
Steals/game: 0.9  
Blocks/game: 0.7

CAREER STATS

| Season       | gp-gs         | min/avg          | Total          |             | 3-Point    |             | F-Throws      |             | Rebounds   |            |            |            | pts        |          |           | avg        |            |            |            |            |
|--------------|---------------|------------------|----------------|-------------|------------|-------------|---------------|-------------|------------|------------|------------|------------|------------|----------|-----------|------------|------------|------------|------------|------------|
|              |               |                  | fg-fga         | pct         | fg-fga     | pct         | ft-fa         | pct         | off        | def        | tot        | avg        | pf         | fo       | ast       |            | to         | blk        | stl        |            |
| 2015-16      | 31-19         | 643/20.7         | 109-214        | .509        | 0-1        | .000        | 32-62         | .516        | 41         | 52         | 93         | 3.0        | 61         | 0        | 9         | 36         | 31         | 27         | 250        | 8.1        |
| 2016-17      | 30-8          | 702/23.4         | 97-166         | .584        | 0-0        | .000        | 31-45         | .689        | 35         | 85         | 120        | 4.0        | 54         | 0        | 30        | 33         | 26         | 31         | 225        | 7.5        |
| 2017-18      | 30-30         | 888/29.6         | 130-195        | .667        | 0-0        | .000        | 21-47         | .447        | 71         | 115        | 186        | 6.2        | 82         | 3        | 40        | 49         | 53         | 47         | 281        | 9.4        |
| 2018-19      | 19-3          | 319/16.8         | 25-39          | .641        | 0-0        | .000        | 5-13          | .385        | 35         | 46         | 81         | 4.3        | 32         | 0        | 15        | 20         | 14         | 17         | 55         | 2.9        |
| <b>TOTAL</b> | <b>110-60</b> | <b>2552/23.2</b> | <b>361-614</b> | <b>.588</b> | <b>0-1</b> | <b>.000</b> | <b>89-167</b> | <b>.533</b> | <b>182</b> | <b>298</b> | <b>480</b> | <b>4.4</b> | <b>229</b> | <b>3</b> | <b>94</b> | <b>138</b> | <b>124</b> | <b>122</b> | <b>811</b> | <b>7.4</b> |

>> 2018-19 COMBINED SEASON STATISTICS

| RECORD:        | OVERALL | HOME | AWAY | NEUTRAL |
|----------------|---------|------|------|---------|
| ALL GAMES      | 9-10    | 5-6  | 2-3  | 2-1     |
| CONFERENCE     | 0-5     | 0-3  | 0-2  | 0-0     |
| NON-CONFERENCE | 9-5     | 5-3  | 2-1  | 2-1     |

| #              | Player          | gp-gs | min  | avg  | Total    |      | 3-Point |      | F-Throw |       | Rebounds |     |     |      | pf  | dq | a   | to  | blk | stl | pts  | avg  |  |  |    |
|----------------|-----------------|-------|------|------|----------|------|---------|------|---------|-------|----------|-----|-----|------|-----|----|-----|-----|-----|-----|------|------|--|--|----|
|                |                 |       |      |      | fg-fga   | fg%  | 3fg-fga | 3fg% | ft-fa   | ft%   | off      | def | tot | avg  |     |    |     |     |     |     |      |      |  |  |    |
| 02             | Aysia Bugg      | 5-5   | 148  | 29.6 | 26-64    | .406 | 9-30    | .300 | 9-14    | .643  | 2        | 10  | 12  | 2.4  | 8   | 0  | 17  | 8   | 0   | 1   | 70   | 14.0 |  |  |    |
| 04             | Cassidy Walsh   | 19-19 | 588  | 30.9 | 71-206   | .345 | 36-110  | .327 | 16-21   | .762  | 11       | 60  | 71  | 3.7  | 35  | 0  | 47  | 31  | 2   | 20  | 194  | 10.2 |  |  |    |
| 03             | Jasmine Whitney | 19-16 | 548  | 28.8 | 53-160   | .331 | 15-42   | .357 | 58-72   | .806  | 11       | 52  | 63  | 3.3  | 39  | 0  | 72  | 47  | 3   | 35  | 179  | 9.4  |  |  |    |
| 01             | Danielle Garven | 19-18 | 514  | 27.1 | 71-183   | .388 | 0-1     | .000 | 37-51   | .725  | 30       | 50  | 80  | 4.2  | 42  | 1  | 33  | 57  | 9   | 11  | 179  | 9.4  |  |  |    |
| 23             | Alayna Gribble  | 4-0   | 60   | 15.0 | 9-24     | .375 | 8-20    | .400 | 2-2     | 1.000 | 2        | 12  | 14  | 3.5  | 4   | 0  | 2   | 2   | 1   | 2   | 28   | 7.0  |  |  |    |
| 11             | Cara Judkins    | 19-15 | 397  | 20.9 | 47-98    | .480 | 0-0     | .000 | 20-49   | .408  | 45       | 74  | 119 | 6.3  | 49  | 0  | 7   | 41  | 23  | 8   | 114  | 6.0  |  |  |    |
| 13             | Kyla Nelson     | 19-7  | 408  | 21.5 | 39-105   | .371 | 29-73   | .397 | 7-9     | .778  | 14       | 28  | 42  | 2.2  | 36  | 0  | 20  | 41  | 3   | 7   | 114  | 6.0  |  |  |    |
| 14             | Kauai Bradley   | 19-11 | 496  | 26.1 | 38-115   | .330 | 15-48   | .313 | 20-30   | .667  | 25       | 64  | 89  | 4.7  | 60  | 2  | 26  | 45  | 16  | 37  | 111  | 5.8  |  |  |    |
| 32             | Kalista Walters | 19-3  | 319  | 16.8 | 25-39    | .641 | 0-0     | .000 | 5-13    | .385  | 35       | 46  | 81  | 4.3  | 32  | 0  | 15  | 20  | 14  | 17  | 55   | 2.9  |  |  |    |
| 00             | Jahsyni Knight  | 16-0  | 206  | 12.9 | 10-41    | .244 | 0-2     | .000 | 7-21    | .333  | 7        | 13  | 20  | 1.3  | 22  | 0  | 15  | 25  | 0   | 16  | 27   | 1.7  |  |  |    |
| 22             | Jaala Henry     | 17-1  | 86   | 5.1  | 6-15     | .400 | 0-0     | .000 | 5-11    | .455  | 6        | 13  | 19  | 1.1  | 15  | 1  | 1   | 10  | 2   | 5   | 17   | 1.0  |  |  |    |
| 10             | Ismini Prapa    | 12-0  | 55   | 4.6  | 4-12     | .333 | 0-1     | .000 | 0-2     | .000  | 3        | 1   | 4   | 0.3  | 11  | 0  | 5   | 9   | 1   | 0   | 8    | 0.7  |  |  |    |
| Team           |                 |       |      |      |          |      |         |      |         |       | 43       | 50  | 93  |      |     |    |     |     |     |     |      |      |  |  | 17 |
| Total.....     |                 | 19    | 3825 |      | 399-1062 | .376 | 112-327 | .343 | 186-295 | .631  | 234      | 473 | 707 | 37.2 | 353 | 4  | 260 | 353 | 74  | 159 | 1096 | 57.7 |  |  |    |
| Opponents..... |                 | 19    | 3825 |      | 429-1125 | .381 | 126-430 | .293 | 210-318 | .660  | 268      | 468 | 736 | 38.7 | 294 | -  | 250 | 309 | 89  | 139 | 1194 | 62.8 |  |  |    |

| TEAM STATISTICS        | UP       | OPP      | Date                | Opponent           | Score     | Att. |
|------------------------|----------|----------|---------------------|--------------------|-----------|------|
| SCORING                | 1096     | 1194     | 11/7/18             | UCF                | L 58-61   | 9657 |
| Points per game        | 57.7     | 62.8     | 11/9/18             | NEW ORLEANS        | W 90-38   | 531  |
| Scoring margin         | -5.2     | -        | 11/13/18            | YOUNGSTOWN STATE   | L 55-64   | 568  |
| FIELD GOALS-ATT        | 399-1062 | 429-1125 | 11/16/18            | CINCINNATI         | W 65-48   | 735  |
| Field goal pct         | .376     | .381     | 11/19/18            | at Georgetown      | L 41-70   | 399  |
| 3 POINT FG-ATT         | 112-327  | 126-430  | 11/23/18            | vs Wisconsin       | L 42-57   | 750  |
| 3-point FG pct         | .343     | .293     | 11/24/18            | vs Arkansas        | W 61-54   | 143  |
| 3-pt FG made per game  | 5.9      | 6.6      | 11/25/18            | vs Tennessee State | W 78-56   | 123  |
| FREE THROWS-ATT        | 186-295  | 210-318  | 11/29/18            | at Northwestern    | W 52-49   | 411  |
| Free throw pct         | .631     | .660     | 12/5/18             | FORDHAM            | W 65-62   | 569  |
| F-Throws made per game | 9.8      | 11.1     | 12/8/18             | WEST VIRGINIA      | L 43-77   | 674  |
| REBOUNDS               | 707      | 736      | 12/18/18            | UNCW               | W 60-56   | 435  |
| Rebounds per game      | 37.2     | 38.7     | 12/21/18            | SAINT FRANCIS (PA) | Wot 78-75 | 626  |
| Rebounding margin      | -1.5     | -        | 12/29/18            | at Duquesne        | W 66-58   | 2234 |
| ASSISTS                | 260      | 250      | * 01/03/19          | at Notre Dame      | L 44-100  | 8566 |
| Assists per game       | 13.7     | 13.2     | * 01/10/19          | at #8 NC State     | L 34-63   | 2658 |
| TURNOVERS              | 353      | 309      | * 1/13/19           | BOSTON COLLEGE     | L 55-59   | 2630 |
| Turnovers per game     | 18.6     | 16.3     | * 1/17/19           | SYRACUSE           | L 50-82   | 752  |
| Turnover margin        | -2.3     | -        | * 1/20/19           | CLEMSON            | L 59-65   | 940  |
| Assist/turnover ratio  | 0.7      | 0.8      |                     |                    |           |      |
| STEALS                 | 159      | 139      | * - Conference game |                    |           |      |
| Steals per game        | 8.4      | 7.3      |                     |                    |           |      |
| BLOCKS                 | 74       | 89       |                     |                    |           |      |
| Blocks per game        | 3.9      | 4.7      |                     |                    |           |      |
| ATTENDANCE             | 18117    | 15284    |                     |                    |           |      |
| Home games-Avg/Game    | 11-1647  | 5-2854   |                     |                    |           |      |
| Neutral site-Avg/Game  | -        | 3-339    |                     |                    |           |      |

| Score by Periods | 1st | 2nd | 3rd | 4th | OT | Totals |
|------------------|-----|-----|-----|-----|----|--------|
| Pitt             | 266 | 245 | 284 | 292 | 9  | 1096   |
| Opponents        | 259 | 310 | 308 | 311 | 6  | 1194   |

>> 2018-19 COMBINED SEASON STATISTICS (ACC ONLY)

| RECORD:        | OVERALL | HOME | AWAY | NEUTRAL |
|----------------|---------|------|------|---------|
| ALL GAMES      | 0-5     | 0-3  | 0-2  | 0-0     |
| CONFERENCE     | 0-5     | 0-3  | 0-2  | 0-0     |
| NON-CONFERENCE | 0-0     | 0-0  | 0-0  | 0-0     |

| #              | Player          | gp-gs | min  | avg  | Total   |       | 3-Point |      | F-Throw |       | Rebounds |     |     |      | pf | dq | a  | to | blk | stl | pts | avg  |  |
|----------------|-----------------|-------|------|------|---------|-------|---------|------|---------|-------|----------|-----|-----|------|----|----|----|----|-----|-----|-----|------|--|
|                |                 |       |      |      | fg-fga  | fg%   | 3fg-fga | 3fg% | ft-fta  | ft%   | off      | def | tot | avg  |    |    |    |    |     |     |     |      |  |
| 03             | Jasmine Whitney | 5-5   | 155  | 31.0 | 16-55   | .291  | 8-19    | .421 | 11-16   | .688  | 2        | 15  | 17  | 3.4  | 12 | 0  | 21 | 11 | 0   | 13  | 51  | 10.2 |  |
| 04             | Cassidy Walsh   | 5-5   | 161  | 32.2 | 15-63   | .238  | 9-37    | .243 | 3-4     | .750  | 4        | 19  | 23  | 4.6  | 9  | 0  | 10 | 7  | 0   | 10  | 42  | 8.4  |  |
| 14             | Kauai Bradley   | 5-5   | 149  | 29.8 | 15-48   | .313  | 7-23    | .304 | 5-8     | .625  | 5        | 16  | 21  | 4.2  | 20 | 2  | 8  | 13 | 5   | 9   | 42  | 8.4  |  |
| 01             | Danielle Garven | 5-5   | 142  | 28.4 | 15-48   | .313  | 0-0     | .000 | 6-10    | .600  | 9        | 6   | 15  | 3.0  | 11 | 0  | 8  | 14 | 4   | 2   | 36  | 7.2  |  |
| 13             | Kyla Nelson     | 5-0   | 100  | 20.0 | 10-34   | .294  | 9-26    | .346 | 0-0     | .000  | 2        | 5   | 7   | 1.4  | 12 | 0  | 5  | 11 | 0   | 1   | 29  | 5.8  |  |
| 11             | Cara Judkins    | 5-5   | 104  | 20.8 | 9-25    | .360  | 0-0     | .000 | 5-15    | .333  | 14       | 11  | 25  | 5.0  | 15 | 0  | 0  | 7  | 3   | 4   | 23  | 4.6  |  |
| 10             | Ismini Prapa    | 3-0   | 15   | 5.0  | 2-4     | .500  | 0-0     | .000 | 0-0     | .000  | 0        | 0   | 0   | 0.0  | 4  | 0  | 1  | 2  | 0   | 0   | 4   | 1.3  |  |
| 32             | Kalista Walters | 5-0   | 73   | 14.6 | 3-3     | 1.000 | 0-0     | .000 | 0-0     | .000  | 11       | 7   | 18  | 3.6  | 8  | 0  | 1  | 6  | 2   | 5   | 6   | 1.2  |  |
| 00             | Jahsyni Knight  | 5-0   | 68   | 13.6 | 2-8     | .250  | 0-0     | .000 | 1-6     | .167  | 2        | 3   | 5   | 1.0  | 8  | 0  | 4  | 11 | 0   | 4   | 5   | 1.0  |  |
| 22             | Jaala Henry     | 5-0   | 33   | 6.6  | 1-5     | .200  | 0-0     | .000 | 2-2     | 1.000 | 3        | 5   | 8   | 1.6  | 0  | 0  | 0  | 4  | 0   | 3   | 4   | 0.8  |  |
| Team           |                 |       |      |      |         |       |         |      |         |       | 15       | 11  | 26  |      |    |    |    |    |     |     |     |      |  |
| Total.....     |                 | 5     | 1000 |      | 88-293  | .300  | 33-105  | .314 | 33-61   | .541  | 67       | 98  | 165 | 33.0 | 99 | 2  | 58 | 94 | 14  | 51  | 242 | 48.4 |  |
| Opponents..... |                 | 5     | 1000 |      | 129-285 | .453  | 38-104  | .365 | 73-103  | .709  | 73       | 148 | 221 | 44.2 | 66 | -  | 79 | 87 | 31  | 42  | 369 | 73.8 |  |

| TEAM STATISTICS        | UP     | OPP     | Date                | Opponent       | Score    | Att. |
|------------------------|--------|---------|---------------------|----------------|----------|------|
| SCORING                | 242    | 369     | * 01/03/19          | at Notre Dame  | L 44-100 | 8566 |
| Points per game        | 48.4   | 73.8    | * 01/10/19          | at #8 NC State | L 34-63  | 2658 |
| Scoring margin         | -25.4  | -       | * 1/13/19           | BOSTON COLLEGE | L 55-59  | 2630 |
| FIELD GOALS-ATT        | 88-293 | 129-285 | * 1/17/19           | SYRACUSE       | L 50-82  | 752  |
| Field goal pct         | .300   | .453    | * 1/20/19           | CLEMSON        | L 59-65  | 940  |
| 3 POINT FG-ATT         | 33-105 | 38-104  | * - Conference game |                |          |      |
| 3-point FG pct         | .314   | .365    |                     |                |          |      |
| 3-pt FG made per game  | 6.6    | 7.6     |                     |                |          |      |
| FREE THROWS-ATT        | 33-61  | 73-103  |                     |                |          |      |
| Free throw pct         | .541   | .709    |                     |                |          |      |
| F-Throws made per game | 6.6    | 14.6    |                     |                |          |      |
| REBOUNDS               | 165    | 221     |                     |                |          |      |
| Rebounds per game      | 33.0   | 44.2    |                     |                |          |      |
| Rebounding margin      | -11.2  | -       |                     |                |          |      |
| ASSISTS                | 58     | 79      |                     |                |          |      |
| Assists per game       | 11.6   | 15.8    |                     |                |          |      |
| TURNOVERS              | 94     | 87      |                     |                |          |      |
| Turnovers per game     | 18.8   | 17.4    |                     |                |          |      |
| Turnover margin        | -1.4   | -       |                     |                |          |      |
| Assist/turnover ratio  | 0.6    | 0.9     |                     |                |          |      |
| STEALS                 | 51     | 42      |                     |                |          |      |
| Steals per game        | 10.2   | 8.4     |                     |                |          |      |
| BLOCKS                 | 14     | 31      |                     |                |          |      |
| Blocks per game        | 2.8    | 6.2     |                     |                |          |      |
| ATTENDANCE             | 4322   | 11224   |                     |                |          |      |
| Home games-Avg/Game    | 3-1441 | 2-5612  |                     |                |          |      |
| Neutral site-Avg/Game  | -      | 0-0     |                     |                |          |      |

| Score by Periods | 1st | 2nd | 3rd | 4th | Totals |
|------------------|-----|-----|-----|-----|--------|
| Pitt             | 67  | 55  | 49  | 71  | 242    |
| Opponents        | 90  | 100 | 102 | 77  | 369    |

>> PITT GAME-BY-GAME TEAM STATISTICS

| Opponent           | Date     | Score  |     | Total    |      | 3-Pointers |      | Free throws |      | Rebounds |     |     |      | pf  | a   | t/o | blk | stl | pts  | avg  |
|--------------------|----------|--------|-----|----------|------|------------|------|-------------|------|----------|-----|-----|------|-----|-----|-----|-----|-----|------|------|
|                    |          |        |     | fg-fga   | pct  | 3fg-fga    | pct  | ft-fa       | pct  | off      | def | tot | avg  |     |     |     |     |     |      |      |
| UCF                | 11/7/18  | 58-61  | L   | 18-45    | .400 | 7-17       | .412 | 15-19       | .789 | 12       | 24  | 36  | 36.0 | 20  | 13  | 20  | 5   | 2   | 58   | 58.0 |
| NEW ORLEANS        | 11/9/18  | 90-38  | W   | 35-71    | .493 | 12-28      | .429 | 8-15        | .533 | 19       | 27  | 46  | 41.0 | 21  | 28  | 19  | 8   | 18  | 90   | 74.0 |
| YOUNGSTOWN STATE   | 11/13/18 | 55-64  | L   | 21-60    | .350 | 6-17       | .353 | 7-11        | .636 | 11       | 21  | 32  | 38.0 | 14  | 15  | 11  | 5   | 9   | 55   | 67.7 |
| CINCINNATI         | 11/16/18 | 65-48  | W   | 25-63    | .397 | 6-18       | .333 | 9-13        | .692 | 18       | 30  | 48  | 40.5 | 17  | 12  | 18  | 4   | 5   | 65   | 67.0 |
| at Georgetown      | 11/19/18 | 41-70  | L   | 16-62    | .258 | 6-21       | .286 | 3-6         | .500 | 11       | 25  | 36  | 39.6 | 21  | 9   | 18  | 2   | 5   | 41   | 61.8 |
| vs Wisconsin       | 11/23/18 | 42-57  | L   | 13-43    | .302 | 2-13       | .154 | 14-23       | .609 | 9        | 24  | 33  | 38.5 | 21  | 8   | 17  | 3   | 6   | 42   | 58.5 |
| vs Arkansas        | 11/24/18 | 61-54  | W   | 25-52    | .481 | 2-9        | .222 | 9-14        | .643 | 10       | 38  | 48  | 39.9 | 18  | 17  | 22  | 4   | 4   | 61   | 58.9 |
| vs Tennessee State | 11/25/18 | 78-56  | W   | 27-46    | .587 | 8-13       | .615 | 16-27       | .593 | 9        | 29  | 38  | 39.6 | 22  | 24  | 22  | 2   | 4   | 78   | 61.2 |
| at Northwestern    | 11/29/18 | 52-49  | W   | 18-51    | .353 | 5-18       | .278 | 11-18       | .611 | 8        | 30  | 38  | 39.4 | 17  | 12  | 18  | 5   | 11  | 52   | 60.2 |
| FORDHAM            | 12/5/18  | 65-62  | W   | 25-52    | .481 | 5-12       | .417 | 10-12       | .833 | 9        | 22  | 31  | 38.6 | 11  | 10  | 12  | 4   | 4   | 65   | 60.7 |
| WEST VIRGINIA      | 12/8/18  | 43-77  | L   | 15-50    | .300 | 3-11       | .273 | 10-16       | .625 | 13       | 20  | 33  | 38.1 | 18  | 8   | 28  | 3   | 10  | 43   | 59.1 |
| UNCW               | 12/18/18 | 60-56  | W   | 20-49    | .408 | 4-12       | .333 | 16-21       | .762 | 13       | 24  | 37  | 38.0 | 15  | 15  | 14  | 5   | 7   | 60   | 59.2 |
| SAINT FRANCIS (PA) | 12/21/18 | 78-75  | Wot | 31-68    | .456 | 4-18       | .222 | 12-20       | .600 | 15       | 29  | 44  | 38.5 | 21  | 19  | 25  | 8   | 15  | 78   | 60.6 |
| at Duquesne        | 12/29/18 | 66-58  | W   | 22-57    | .386 | 9-15       | .600 | 13-19       | .684 | 10       | 32  | 42  | 38.7 | 18  | 12  | 15  | 2   | 8   | 66   | 61.0 |
| at Notre Dame      | 01/03/19 | 44-100 | L   | 17-64    | .266 | 7-23       | .304 | 3-6         | .500 | 19       | 17  | 36  | 38.5 | 23  | 12  | 24  | 1   | 9   | 44   | 59.9 |
| at #8 NC State     | 01/10/19 | 34-63  | L   | 12-54    | .222 | 4-16       | .250 | 6-10        | .600 | 9        | 21  | 30  | 38.0 | 16  | 4   | 12  | 1   | 7   | 34   | 58.2 |
| BOSTON COLLEGE     | 1/13/19  | 55-59  | L   | 20-59    | .339 | 6-19       | .316 | 9-18        | .500 | 13       | 21  | 34  | 37.8 | 19  | 12  | 18  | 4   | 15  | 55   | 58.1 |
| SYRACUSE           | 1/17/19  | 50-82  | L   | 18-58    | .310 | 7-21       | .333 | 7-14        | .500 | 10       | 22  | 32  | 37.4 | 21  | 13  | 18  | 2   | 7   | 50   | 57.6 |
| CLEMSON            | 1/20/19  | 59-65  | L   | 21-58    | .362 | 9-26       | .346 | 8-13        | .615 | 16       | 17  | 33  | 37.2 | 20  | 17  | 22  | 6   | 13  | 59   | 57.7 |
| Pitt               |          | 1096   |     | 399-1062 | .376 | 112-327    | .343 | 186-295     | .631 | 234      | 473 | 707 | 37.2 | 353 | 260 | 353 | 74  | 159 | 1096 | 57.7 |
| Opponents          |          | 1194   |     | 429-1125 | .381 | 126-430    | .293 | 210-318     | .660 | 268      | 468 | 736 | 38.7 | 294 | 250 | 309 | 89  | 139 | 1194 | 62.8 |

Games played: 19  
 Points/game: 57.7  
 FG Pct: 37.6  
 3FG Pct: 34.3  
 FT Pct: 63.1

Rebounds/game: 37.2  
 Assists/game: 13.7  
 Turnovers/game: 18.6  
 Assist/turnover ratio: 0.7  
 Steals/game: 8.4  
 Blocks/game: 3.9

## &gt;&gt; OPPONENT GAME-BY-GAME TEAM STATISTICS

| Opponent           | Date     | Score  |     | Total    |      | 3-Pointers |      | Free throws |      | Rebounds |     |     |      | pf  | a   | t/o | blk | stl | pts  | avg  |
|--------------------|----------|--------|-----|----------|------|------------|------|-------------|------|----------|-----|-----|------|-----|-----|-----|-----|-----|------|------|
|                    |          |        |     | fg-fga   | pct  | 3fg-fga    | pct  | ft-fita     | pct  | off      | def | tot | avg  |     |     |     |     |     |      |      |
| UCF                | 11/7/18  | 58-61  | L   | 23-57    | .404 | 5-17       | .294 | 10-19       | .526 | 12       | 16  | 28  | 28.0 | 19  | 8   | 7   | 4   | 12  | 61   | 61.0 |
| NEW ORLEANS        | 11/9/18  | 90-38  | W   | 15-52    | .288 | 1-8        | .125 | 7-12        | .583 | 13       | 19  | 32  | 30.0 | 18  | 8   | 29  | 3   | 7   | 38   | 49.5 |
| YOUNGSTOWN STATE   | 11/13/18 | 55-64  | L   | 24-55    | .436 | 10-31      | .323 | 6-7         | .857 | 10       | 31  | 41  | 33.7 | 11  | 15  | 17  | 4   | 5   | 64   | 54.3 |
| CINCINNATI         | 11/16/18 | 65-48  | W   | 19-54    | .352 | 2-15       | .133 | 8-17        | .471 | 7        | 24  | 31  | 33.0 | 14  | 13  | 15  | 3   | 5   | 48   | 52.8 |
| at Georgetown      | 11/19/18 | 41-70  | L   | 22-62    | .355 | 10-22      | .455 | 16-21       | .762 | 15       | 37  | 52  | 36.8 | 14  | 14  | 17  | 6   | 6   | 70   | 56.2 |
| vs Wisconsin       | 11/23/18 | 42-57  | L   | 21-61    | .344 | 3-18       | .167 | 12-19       | .632 | 21       | 25  | 46  | 38.3 | 17  | 10  | 15  | 3   | 2   | 57   | 56.3 |
| vs Arkansas        | 11/24/18 | 61-54  | W   | 19-74    | .257 | 7-35       | .200 | 9-17        | .529 | 21       | 19  | 40  | 38.6 | 14  | 11  | 8   | 3   | 10  | 54   | 56.0 |
| vs Tennessee State | 11/25/18 | 78-56  | W   | 20-60    | .333 | 3-24       | .125 | 13-19       | .684 | 13       | 15  | 28  | 37.2 | 22  | 8   | 17  | 0   | 5   | 56   | 56.0 |
| at Northwestern    | 11/29/18 | 52-49  | W   | 15-57    | .263 | 3-21       | .143 | 16-21       | .762 | 14       | 26  | 40  | 37.6 | 14  | 11  | 15  | 7   | 10  | 49   | 55.2 |
| FORDHAM            | 12/5/18  | 65-62  | W   | 25-61    | .410 | 11-31      | .355 | 1-2         | .500 | 14       | 18  | 32  | 37.0 | 12  | 15  | 12  | 7   | 3   | 62   | 55.9 |
| WEST VIRGINIA      | 12/8/18  | 43-77  | L   | 27-58    | .466 | 11-25      | .440 | 12-18       | .667 | 14       | 22  | 36  | 36.9 | 16  | 18  | 19  | 5   | 11  | 77   | 57.8 |
| UNCW               | 12/18/18 | 60-56  | W   | 23-54    | .426 | 5-19       | .263 | 5-7         | .714 | 8        | 18  | 26  | 36.0 | 20  | 12  | 12  | 2   | 5   | 56   | 57.7 |
| SAINT FRANCIS (PA) | 12/21/18 | 78-75  | Wot | 25-67    | .373 | 12-33      | .364 | 13-23       | .565 | 19       | 23  | 42  | 36.5 | 21  | 14  | 27  | 2   | 11  | 75   | 59.0 |
| at Duquesne        | 12/29/18 | 66-58  | W   | 22-68    | .324 | 5-27       | .185 | 9-13        | .692 | 14       | 27  | 41  | 36.8 | 16  | 14  | 12  | 9   | 5   | 58   | 58.9 |
| at Notre Dame      | 01/03/19 | 44-100 | L   | 34-65    | .523 | 8-17       | .471 | 24-32       | .750 | 19       | 30  | 49  | 37.6 | 6   | 24  | 13  | 7   | 12  | 100  | 61.7 |
| at #8 NC State     | 01/10/19 | 34-63  | L   | 22-52    | .423 | 10-28      | .357 | 9-14        | .643 | 12       | 33  | 45  | 38.1 | 12  | 13  | 14  | 6   | 4   | 63   | 61.8 |
| BOSTON COLLEGE     | 1/13/19  | 55-59  | L   | 22-51    | .431 | 6-19       | .316 | 9-16        | .563 | 11       | 29  | 40  | 38.2 | 16  | 12  | 25  | 5   | 4   | 59   | 61.6 |
| SYRACUSE           | 1/17/19  | 50-82  | L   | 29-66    | .439 | 9-25       | .360 | 15-20       | .750 | 18       | 33  | 51  | 38.9 | 13  | 16  | 13  | 8   | 12  | 82   | 62.7 |
| CLEMSON            | 1/20/19  | 59-65  | L   | 22-51    | .431 | 5-15       | .333 | 16-21       | .762 | 13       | 23  | 36  | 38.7 | 19  | 14  | 22  | 5   | 10  | 65   | 62.8 |
| Opponents          |          | 1194   |     | 429-1125 | .381 | 126-430    | .293 | 210-318     | .660 | 268      | 468 | 736 | 38.7 | 294 | 250 | 309 | 89  | 139 | 1194 | 62.8 |
| Pitt               |          | 1096   |     | 399-1062 | .376 | 112-327    | .343 | 186-295     | .631 | 234      | 473 | 707 | 37.2 | 353 | 260 | 353 | 74  | 159 | 1096 | 57.7 |

Games played: 19

Points/game: 62.8

FG Pct: 38.1

3FG Pct: 29.3

FT Pct: 66.0

Rebounds/game: 38.7

Assists/game: 13.2

Turnovers/game: 16.3

Assist/turnover ratio: 0.8

Steals/game: 7.3

Blocks/game: 4.7

## &gt;&gt; GAME-BY-GAME HIGHS

**2018-19 Pitt Women's Basketball**  
**Pitt Game-by-Game Highs (as of Jan 21, 2019)**  
**All games**

| Opponent           | Date     | Score  | Points             | Rebounds   | Assists                              | Steals  | Blocked shots   |
|--------------------|----------|--------|--------------------|--|--------------------------------------|---|---|
| UCF                | 11/7/18  | 58-61  | 14-Aysia Bugg      | 6-Kyla Nelson  | 6-Jasmine Whitney                    | 1-Kauai Bradley<br>Cassidy Walsh                                | 2-Kalista Walters   |
| NEW ORLEANS        | 11/9/18  | 90-38  | 21-Cassidy Walsh   | 9-Kalista Walters                                    | 8-Aysia Bugg                         | 5-Jasmine Whitney   | 2-Kalista Walters<br>Jaala Henry                                      |
| YOUNGSTOWN STATE   | 11/13/18 | 55-64  | 20-Aysia Bugg      | 7-Kalista Walters                                    | 4-Kauai Bradley<br>Cassidy Walsh     | 3-Kalista Walters<br>Kauai Bradley                              | 3-Kauai Bradley   |
| CINCINNATI         | 11/16/18 | 65-48  | 23-Aysia Bugg      | 13-Cara Judkins                                      | 5-Jasmine Whitney                    | 2-Jasmine Whitney   | 2-Cara Judkins  |
| at Georgetown      | 11/19/18 | 41-70  | 11-Cassidy Walsh   | 8-Danielle Garven                                    | 3-Cassidy Walsh                      | 2-Kalista Walters<br>Cara Judkins                               | 1-Kyla Nelson<br>Danielle Garven                                      |
| vs Wisconsin       | 11/23/18 | 42-57  | 15-Danielle Garven | 9-Cara Judkins                                       | 4-Cassidy Walsh                      | 2-Kauai Bradley   | 2-Cara Judkins  |
| vs Arkansas        | 11/24/18 | 61-54  | 15-Kalista Walters | 7-Cara Judkins<br>Kalista Walters<br>Jasmine Whitney | 5-Jasmine Whitney                    | 2-Jahsyni Knight  | 1-Jasmine Whitney<br>Cara Judkins<br>Kalista Walters<br>Cassidy Walsh |
| vs Tennessee State | 11/25/18 | 78-56  | 17-Danielle Garven | 10-Kauai Bradley                                     | 7-Jasmine Whitney                    | 1-Cassidy Walsh<br>Jaala Henry<br>Cara Judkins<br>Kauai Bradley | 1-Danielle Garven<br>Cara Judkins                                     |
| at Northwestern    | 11/29/18 | 52-49  | 11-Cassidy Walsh   | 13-Kauai Bradley                                     | 3-Jasmine Whitney<br>Danielle Garven | 4-Jahsyni Knight  | 2-Cara Judkins  |
| FORDHAM            | 12/5/18  | 65-62  | 18-Jasmine Whitney | 8-Cara Judkins                                       | 3-Cassidy Walsh                      | 2-Kauai Bradley<br>Jasmine Whitney                              | 3-Kalista Walters   |
| WEST VIRGINIA      | 12/8/18  | 43-77  | 12-Cara Judkins    | 9-Cara Judkins                                       | 2-Jasmine Whitney                    | 3-Kauai Bradley<br>Danielle Garven                              | 3-Cara Judkins  |
| UNCW               | 12/18/18 | 60-56  | 16-Cara Judkins    | 8-Cassidy Walsh                                      | 5-Jasmine Whitney<br>Cassidy Walsh   | 3-Kauai Bradley   | 3-Cara Judkins  |
| SAINT FRANCIS (PA) | 12/21/18 | 78-75  | 20-Danielle Garven | 9-Danielle Garven                                    | 5-Kauai Bradley                      | 5-Kauai Bradley   | 3-Kauai Bradley   |
| at Duquesne        | 12/29/18 | 66-58  | 23-Jasmine Whitney | 11-Cara Judkins                                      | 6-Jasmine Whitney                    | 3-Kauai Bradley   | 1-Kauai Bradley<br>Cara Judkins                                       |
| at Notre Dame      | 01/03/19 | 44-100 | 9-Jasmine Whitney  | 9-Kalista Walters                                    | 4-Jasmine Whitney                    | 2-Cassidy Walsh<br>Jasmine Whitney                              | 1-Kalista Walters   |
| at #8 NC State     | 01/10/19 | 34-63  | 8-Kauai Bradley    | 6-Cassidy Walsh                                      | 2-Jasmine Whitney                    | 2-Kauai Bradley   | 1-Cara Judkins  |
| BOSTON COLLEGE     | 1/13/19  | 55-59  | 20-Jasmine Whitney | 7-Kauai Bradley                                      | 4-Jasmine Whitney                    | 6-Jasmine Whitney   | 2-Kauai Bradley   |
| SYRACUSE           | 1/17/19  | 50-82  | 13-Cassidy Walsh   | 7-Cara Judkins                                       | 4-Jasmine Whitney                    | 3-Kalista Walters   | 1-Kalista Walters<br>Cara Judkins                                     |
| CLEMSON            | 1/20/19  | 59-65  | 17-Kauai Bradley   | 6-Kauai Bradley                                      | 7-Jasmine Whitney                    | 6-Cassidy Walsh   | 3-Kauai Bradley<br>Danielle Garven                                    |

>> Game 1 vs. UCF

Official Basketball Box Score -- Game Totals -- Final Statistics  
**UCF vs Pitt**  
 11/7/18 11:00AM at Petersen Events Center (Pittsburgh, Pa)

**UCF 61 • (1-0)**

| #  | Player           | Total  |        |        | 3-Ptr  |        |        | Rebounds |     |     | PF | TP | A | TO | Blk | Stl | Min |
|----|------------------|--------|--------|--------|--------|--------|--------|----------|-----|-----|----|----|---|----|-----|-----|-----|
|    |                  | FG-FGA | FG-FGA | FT-FTA | FG-FGA | FG-FGA | FT-FTA | Off      | Def | Tot |    |    |   |    |     |     |     |
| 12 | Nyala Shuler     | f      | 2-4    | 0-1    | 0-0    | 3      | 7      | 10       | 4   | 4   | 2  | 1  | 2 | 3  | 0   | 30  |     |
| 32 | Brittney Smith   | f      | 2-5    | 0-0    | 0-0    | 3      | 1      | 4        | 1   | 4   | 0  | 0  | 0 | 2  | 18  |     |     |
| 02 | Korneila Wright  | g      | 8-17   | 1-5    | 2-4    | 0      | 0      | 0        | 0   | 19  | 2  | 3  | 0 | 0  | 38  |     |     |
| 11 | Kayla Thigpen    | g      | 2-5    | 1-2    | 0-0    | 1      | 1      | 2        | 3   | 5   | 1  | 0  | 0 | 1  | 19  |     |     |
| 21 | Sydney McDonald  | g      | 5-12   | 3-9    | 1-1    | 0      | 2      | 2        | 1   | 14  | 0  | 0  | 1 | 2  | 30  |     |     |
| 03 | Diamond Battles  | g      | 0-0    | 0-0    | 0-0    | 0      | 0      | 0        | 1   | 0   | 0  | 0  | 0 | 0  | 6   |     |     |
| 05 | Masseny Kaba     | g      | 1-1    | 0-0    | 3-4    | 2      | 2      | 4        | 3   | 5   | 0  | 1  | 1 | 0  | 15  |     |     |
| 23 | Lawriell Wilson  | g      | 0-0    | 0-0    | 0-0    | 0      | 1      | 1        | 1   | 0   | 0  | 0  | 0 | 0  | 7   |     |     |
| 24 | Fifi Ndour       | g      | 0-1    | 0-0    | 0-0    | 0      | 0      | 0        | 0   | 0   | 1  | 0  | 0 | 1  | 4   |     |     |
| 25 | Tolulope Omokore | g      | 0-2    | 0-0    | 3-8    | 2      | 0      | 2        | 1   | 3   | 0  | 0  | 0 | 0  | 10  |     |     |
| 33 | Jamesha Paul     | g      | 3-10   | 0-0    | 1-2    | 0      | 2      | 2        | 4   | 7   | 2  | 1  | 0 | 3  | 23  |     |     |
|    | Team             |        |        |        |        | 1      | 0      | 1        |     |     |    |    |   |    |     |     |     |
|    | Totals           |        | 23-57  | 5-17   | 10-19  | 12     | 16     | 28       | 19  | 61  | 8  | 7  | 4 | 12 | 200 |     |     |

|     |            |       |      |      |       |      |      |       |      |      |       |       |       |       |          |   |
|-----|------------|-------|------|------|-------|------|------|-------|------|------|-------|-------|-------|-------|----------|---|
| 1st | FG %: 1-12 | 8.3%  | 2nd: | 9-19 | 47.4% | 3rd: | 7-15 | 46.7% | 4th: | 6-11 | 54.5% | Game: | 23-57 | 40.4% | Deadball |   |
|     | 3FG %: 0-3 | 0.0%  |      | 1-4  | 25.0% |      | 3-7  | 42.9% |      | 1-3  | 33.3% |       | 5-17  | 29.4% | Rebounds |   |
|     | FT %: 3-4  | 75.0% |      | 0-0  | 0.0%  |      | 0-4  | 0.0%  |      | 7-11 | 63.6% |       | 10-19 | 52.6% |          | 6 |

**Pitt 58 • (0-1)**

| #  | Player          | Total  |        |        | 3-Ptr  |        |        | Rebounds |     |     | PF | TP | A | TO | Blk | Stl | Min |
|----|-----------------|--------|--------|--------|--------|--------|--------|----------|-----|-----|----|----|---|----|-----|-----|-----|
|    |                 | FG-FGA | FG-FGA | FT-FTA | FG-FGA | FG-FGA | FT-FTA | Off      | Def | Tot |    |    |   |    |     |     |     |
| 01 | Danielle Garven | f      | 1-5    | 0-0    | 2-2    | 1      | 1      | 2        | 5   | 4   | 0  | 4  | 0 | 0  | 0   | 20  |     |
| 14 | Kauai Bradley   | f      | 4-6    | 1-1    | 0-0    | 2      | 1      | 3        | 4   | 9   | 2  | 1  | 1 | 1  | 31  |     |     |
| 32 | Kalista Walters | c      | 1-2    | 0-0    | 2-2    | 3      | 2      | 5        | 1   | 4   | 0  | 2  | 2 | 0  | 22  |     |     |
| 02 | Aysia Bugg      | g      | 5-13   | 2-6    | 2-4    | 1      | 3      | 4        | 0   | 14  | 2  | 1  | 0 | 0  | 30  |     |     |
| 04 | Cassidy Walsh   | g      | 4-7    | 3-5    | 0-0    | 1      | 2      | 3        | 3   | 11  | 2  | 3  | 0 | 1  | 27  |     |     |
| 03 | Jasmine Whitney | g      | 1-9    | 0-3    | 7-9    | 0      | 4      | 4        | 1   | 9   | 6  | 4  | 0 | 0  | 28  |     |     |
| 11 | Cara Judkins    | g      | 0-0    | 0-0    | 0-0    | 1      | 3      | 4        | 2   | 0   | 0  | 2  | 1 | 0  | 17  |     |     |
| 13 | Kyla Nelson     | g      | 2-3    | 1-2    | 2-2    | 3      | 3      | 6        | 2   | 7   | 1  | 3  | 1 | 0  | 23  |     |     |
| 22 | Jaala Henry     | g      | 0-0    | 0-0    | 0-0    | 0      | 0      | 0        | 2   | 0   | 0  | 0  | 0 | 0  | 2   |     |     |
|    | Team            |        |        |        |        | 0      | 5      | 5        |     |     |    |    |   |    |     |     |     |
|    | Totals          |        | 18-45  | 7-17   | 15-19  | 12     | 24     | 36       | 20  | 58  | 13 | 20 | 5 | 2  | 200 |     |     |

|     |            |       |      |      |        |      |      |       |      |      |        |       |       |       |          |     |
|-----|------------|-------|------|------|--------|------|------|-------|------|------|--------|-------|-------|-------|----------|-----|
| 1st | FG %: 4-11 | 36.4% | 2nd: | 5-10 | 50.0%  | 3rd: | 5-10 | 50.0% | 4th: | 4-14 | 28.6%  | Game: | 18-45 | 40.0% | Deadball |     |
|     | 3FG %: 1-3 | 33.3% |      | 2-5  | 40.0%  |      | 3-4  | 75.0% |      | 1-5  | 20.0%  |       | 7-17  | 41.2% | Rebounds |     |
|     | FT %: 3-4  | 75.0% |      | 2-2  | 100.0% |      | 8-10 | 80.0% |      | 2-2  | 100.0% |       | 15-19 | 78.9% |          | 3,1 |

Officials: Maj Forsberg, Luis Gonzalez, Erika Herriman-Camarota  
 Technical fouls: UCF-None. Pitt-None.  
 Attendance: 9657

| Score by periods | 1st | 2nd | 3rd | 4th | Total |
|------------------|-----|-----|-----|-----|-------|
| UCF              | 5   | 19  | 17  | 20  | 61    |
| Pitt             | 12  | 14  | 21  | 11  | 58    |

| Points | In | Off | 2nd | Fast | Bench |
|--------|----|-----|-----|------|-------|
| UCF    | 28 | 26  | 10  | 12   | 15    |
| Pitt   | 14 | 7   | 6   | 5    | 16    |

Last FG - UCF 4th-02:16, UP 4th-01:53.  
 Largest lead - UCF by 5 3rd-06:36, UP by 11 2nd-07:20.  
 UCF led for 05:10. UP led for 29:43. Game was tied for 04:50.

Score tied - 5 times.  
 Lead changed - 8 times.

>> Game 2 vs. New Orleans

Official Basketball Box Score -- Game Totals -- Final Statistics  
**NEW ORLEANS vs Pitt**  
 11/9/18 4:00PM at Petersen Events Center (Pittsburgh, Pa)

**NEW ORLEANS 38 • (1-1)**

| #  | Player            | Total  |        |        | 3-Ptr  |        |        | Rebounds |     |     | PF | TP | A | TO | Blk | Stl | Min |
|----|-------------------|--------|--------|--------|--------|--------|--------|----------|-----|-----|----|----|---|----|-----|-----|-----|
|    |                   | FG-FGA | FG-FGA | FT-FTA | FG-FGA | FG-FGA | FT-FTA | Off      | Def | Tot |    |    |   |    |     |     |     |
| 32 | Larry, Whitley    | f      | 1-9    | 0-0    | 0-0    | 4      | 3      | 7        | 3   | 2   | 1  | 2  | 0 | 2  | 25  |     |     |
| 30 | Woods, Shania     | c      | 5-9    | 0-0    | 3-4    | 3      | 5      | 8        | 0   | 13  | 0  | 1  | 1 | 0  | 28  |     |     |
| 01 | Duncanright, Jada | g      | 1-7    | 0-2    | 0-0    | 2      | 3      | 5        | 1   | 2   | 2  | 9  | 0 | 0  | 23  |     |     |
| 05 | Bruce, Traya      | g      | 3-6    | 1-3    | 3-4    | 0      | 0      | 0        | 0   | 10  | 1  | 4  | 0 | 3  | 34  |     |     |
| 23 | Thomas, Dionjhae  | g      | 1-5    | 0-2    | 0-0    | 0      | 2      | 2        | 4   | 2   | 3  | 3  | 0 | 1  | 22  |     |     |
| 11 | Brisco, Annalise  | g      | 1-5    | 0-0    | 0-2    | 0      | 0      | 0        | 3   | 2   | 0  | 2  | 0 | 0  | 27  |     |     |
| 13 | Thomas, Kayla     | g      | 3-6    | 0-0    | 1-2    | 3      | 2      | 5        | 5   | 7   | 0  | 3  | 1 | 2  | 15  |     |     |
| 25 | Quixley, Alyssa   | g      | 0-5    | 0-1    | 0-0    | 0      | 0      | 0        | 0   | 2   | 0  | 1  | 4 | 1  | 14  |     |     |
| 34 | Malone, Kyla      | g      | 0-0    | 0-0    | 0-0    | 0      | 3      | 3        | 0   | 0   | 0  | 1  | 0 | 0  | 11  |     |     |
|    | Team              |        |        |        |        | 1      | 1      | 2        |     |     |    |    |   |    |     |     |     |
|    | Totals            |        | 15-52  | 1-8    | 7-12   | 13     | 19     | 32       | 18  | 38  | 8  | 29 | 3 | 7  | 200 |     |     |

|     |            |       |      |     |        |      |      |       |      |      |       |       |       |       |          |   |
|-----|------------|-------|------|-----|--------|------|------|-------|------|------|-------|-------|-------|-------|----------|---|
| 1st | FG %: 5-15 | 33.3% | 2nd: | 3-9 | 33.3%  | 3rd: | 5-11 | 45.5% | 4th: | 2-17 | 11.8% | Game: | 15-52 | 28.8% | Deadball |   |
|     | 3FG %: 0-2 | 0.0%  |      | 0-2 | 0.0%   |      | 0-0  | 0.0%  |      | 1-4  | 25.0% |       | 1-8   | 12.5% | Rebounds |   |
|     | FT %: 0-0  | 0.0%  |      | 2-2 | 100.0% |      | 1-4  | 25.0% |      | 4-6  | 66.7% |       | 7-12  | 58.3% |          | 2 |

**Pitt 90 • (1-1)**

| #  | Player          | Total  |        |        | 3-Ptr  |        |        | Rebounds |     |     | PF | TP | A | TO | Blk | Stl | Min |
|----|-----------------|--------|--------|--------|--------|--------|--------|----------|-----|-----|----|----|---|----|-----|-----|-----|
|    |                 | FG-FGA | FG-FGA | FT-FTA | FG-FGA | FG-FGA | FT-FTA | Off      | Def | Tot |    |    |   |    |     |     |     |
| 01 | Danielle Garven | f      | 7-11   | 0-0    | 1-2    | 4      | 4      | 8        | 1   | 15  | 2  | 4  | 0 | 2  | 25  |     |     |
| 14 | Kauai Bradley   | f      | 1-4    | 1-1    | 0-0    | 3      | 4      | 7        | 2   | 3   | 2  | 3  | 0 | 3  | 18  |     |     |
| 11 | Cara Judkins    | c      | 0-1    | 0-0    | 0-2    | 1      | 4      | 5        | 4   | 0   | 1  | 2  | 1 | 0  | 14  |     |     |
| 02 | Aysia Bugg      | g      | 2-7    | 0-3    | 0-0    | 1      | 0      | 1        | 2   | 4   | 8  | 1  | 0 | 0  | 23  |     |     |
| 04 | Cassidy Walsh   | g      | 8-14   | 2-6    | 3-5    | 0      | 0      | 0        | 2   | 21  | 5  | 1  | 0 | 1  | 23  |     |     |
| 03 | Jasmine Whitney | g      | 1-5    | 0-2    | 2-2    | 0      | 0      | 0        | 0   | 4   | 4  | 0  | 1 | 5  | 16  |     |     |
| 10 | Ismi Prapa      | g      | 1-4    | 0-1    | 0-0    | 2      | 0      | 2        | 2   | 2   | 2  | 3  | 1 | 0  | 11  |     |     |
| 13 | Kyla Nelson     | g      | 4-5    | 4-5    | 0-0    | 1      | 1      | 2        | 4   | 12  | 1  | 1  | 0 | 2  | 22  |     |     |
| 22 | Jaala Henry     | g      | 2-2    | 0-0    | 1-2    | 2      | 4      | 6        | 1   | 5   | 1  | 0  | 2 | 0  | 12  |     |     |
| 23 | Alayna Gribble  | g      | 6-11   | 5-10   | 0-0    | 0      | 1      | 1        | 0   | 17  | 2  | 2  | 1 | 1  | 16  |     |     |
| 32 | Kalista Walters | g      | 3-7    | 0-0    | 1-2    | 2      | 7      | 9        | 3   | 7   | 0  | 2  | 2 | 4  | 20  |     |     |
|    | Team            |        |        |        |        | 3      | 2      | 5        |     |     |    |    |   |    |     |     |     |
|    | Totals          |        | 35-71  | 12-28  | 8-15   | 19     | 27     | 46       | 21  | 90  | 28 | 19 | 8 | 18 | 200 |     |     |

|     |             |       |      |       |       |      |      |       |      |      |       |       |       |       |          |   |
|-----|-------------|-------|------|-------|-------|------|------|-------|------|------|-------|-------|-------|-------|----------|---|
| 1st | FG %: 8-21  | 38.1% | 2nd: | 10-17 | 58.8% | 3rd: | 9-19 | 47.4% | 4th: | 8-14 | 57.1% | Game: | 35-71 | 49.3% | Deadball |   |
|     | 3FG %: 4-12 | 33.3% |      | 4-7   | 57.1% |      | 2-5  | 40.0% |      | 2-4  | 50.0% |       | 12-28 | 42.9% | Rebounds |   |
|     | FT %: 0-0   | 0.0%  |      | 6-8   | 75.0% |      | 2-3  | 66.7% |      | 0-4  | 0.0%  |       | 8-15  | 53.3% |          | 5 |

Officials: Karen Preato, Kathleen Lynch, Roy Jackson  
 Technical fouls: NEW ORLEANS-None. Pitt-None.  
 Attendance: 531

| Score by periods | 1st | 2nd | 3rd | 4th | Total |
|------------------|-----|-----|-----|-----|-------|
| NEW ORLEANS      | 10  | 8   | 11  | 9   | 38    |
| Pitt             | 20  | 30  | 22  | 18  | 90    |

| Points      | In | Off | 2nd | Fast | Bench |
|-------------|----|-----|-----|------|-------|
| NEW ORLEANS | 20 | 10  | 7   | 9    | 9     |
| Pitt        | 30 | 46  | 13  | 22   | 47    |

Last FG - UNOW 4th-08:16, UP 4th-01:08.  
 Largest lead - UNOW by 4 1st-05:31, UP by 54 4th-01:08.  
 UNOW led for 03:03. UP led for 36:01. Game was tied for 00:56.

Score tied - 1 time.  
 Lead changed - 2 times.

>> Game 3 vs. Youngstown State

Official Basketball Box Score -- Game Totals -- Final Statistics  
**Youngstown State vs Pitt**  
 11/13/18 7:00PM at Petersen Events Center (Pittsburgh, Pa)

**Youngstown State 64 • (3-0)**

| #  | Player            | Total  |        |        | 3-Ptr  |        |        | Rebounds |     |     | PF | TP | A | TO | Blk | Stl | Min |
|----|-------------------|--------|--------|--------|--------|--------|--------|----------|-----|-----|----|----|---|----|-----|-----|-----|
|    |                   | FG-FGA | FG-FGA | FT-FTA | FG-FGA | FG-FGA | FT-FTA | Off      | Def | Tot |    |    |   |    |     |     |     |
| 01 | CHIKWE, Amara     | f      | 0-1    | 0-0    | 1-2    | 1      | 3      | 4        | 1   | 2   | 1  | 0  | 0 | 1  | 20  |     |     |
| 23 | CASH, Sarah       | f      | 1-2    | 0-0    | 1-2    | 2      | 1      | 3        | 4   | 3   | 1  | 4  | 1 | 2  | 24  |     |     |
| 02 | SMOLINSKI, Alison | g      | 6-11   | 6-10   | 2-2    | 2      | 5      | 7        | 1   | 20  | 0  | 1  | 1 | 0  | 35  |     |     |
| 12 | OLSON, Chelsea    | g      | 6-14   | 1-8    | 1-1    | 1      | 7      | 8        | 0   | 14  | 6  | 4  | 0 | 2  | 34  |     |     |
| 04 | PETERS, Mckenah   | g      | 4-12   | 1-8    | 0-0    | 2      | 3      | 5        | 3   | 9   | 3  | 4  | 0 | 0  | 35  |     |     |
| 04 | GIBSON, Deleah    | g      | 0-2    | 0-1    | 0-0    | 0      | 0      | 0        | 0   | 0   | 0  | 1  | 0 | 0  | 7   |     |     |
| 14 |                   |        |        |        |        |        |        |          |     |     |    |    |   |    |     |     |     |

>> Game 5 at Georgetown

Official Basketball Box Score -- Game Totals -- Final Statistics
Pitt vs Georgetown
11/19/18 7 p.m. at Washington, D.C. (McDonough Arena)

Pitt 41 • 2-3

Table with columns: #, Player, Total FG-FGA, 3-Ptr FG-FGA, FT-FTA, Rebounds (Off, Def, Tot), PF, TP, A, TO, Blk, Stl, Min. Includes player stats for Danielle Garven, Cara Judkins, Aysia Bugg, etc.

Summary statistics for Pitt: 1st-FG %, 2nd-FG %, 3rd-FG %, FT %, 3FG %, FT %, Game: 16-62 25.8%, Deadball Rebounds 1.

Georgetown 70 • 4-1

Table with columns: #, Player, Total FG-FGA, 3-Ptr FG-FGA, FT-FTA, Rebounds (Off, Def, Tot), PF, TP, A, TO, Blk, Stl, Min. Includes player stats for KELAIVA, Anita, SMITH, Morgan, etc.

Summary statistics for Georgetown: 1st-FG %, 2nd-FG %, 3rd-FG %, FT %, 3FG %, FT %, Game: 22-62 35.5%, Deadball Rebounds 5.

Officials: Joseph Vasilly, Tom Danaher, Tiara Cruse
Technical fouls: Pitt-None, Georgetown-None.
Attendance: 399

Score by periods table with columns: 1st, 2nd, 3rd, 4th, Total. Pitt: 5, 13, 11, 12, 41. Georgetown: 10, 20, 22, 18, 70.

Last FG - UP 4th-01:29, GU 4th-00:09.
Largest lead - UP by 3 1st-07:49, GU by 30 4th-02:58.
UP led for 02:58. GU led for 33:40. Game was tied for 03:22.

Score tied - 1 time.
Lead changed - 1 time.

>> Game 6 vs. Wisconsin

Official Basketball Box Score -- Game Totals -- Final Statistics
Wisconsin vs Pitt
11/23/18 5:00 p.m. at Nashville, TN (Municipal Auditorium)

Wisconsin 57 • 5-0

Table with columns: #, Player, Total FG-FGA, 3-Ptr FG-FGA, FT-FTA, Rebounds (Off, Def, Tot), PF, TP, A, TO, Blk, Stl, Min. Includes player stats for Howard, Marsha, Lewis, Imani, etc.

Summary statistics for Wisconsin: 1st-FG %, 2nd-FG %, 3rd-FG %, FT %, 3FG %, FT %, Game: 21-61 34.4%, Deadball Rebounds 2.

Pitt 42 • 2-4

Table with columns: #, Player, Total FG-FGA, 3-Ptr FG-FGA, FT-FTA, Rebounds (Off, Def, Tot), PF, TP, A, TO, Blk, Stl, Min. Includes player stats for Danielle Garven, Cara Judkins, etc.

Summary statistics for Pitt: 1st-FG %, 2nd-FG %, 3rd-FG %, FT %, 3FG %, FT %, Game: 13-43 30.2%, Deadball Rebounds 5.

Officials: Felicia Grinter, Troy Winders, Marla Gearhart
Technical fouls: Wisconsin-None, Pitt-None.
Attendance: 750

Score by periods table with columns: 1st, 2nd, 3rd, 4th, Total. Wisconsin: 10, 12, 12, 23, 57. Pitt: 12, 9, 13, 8, 42.

Last FG - WIS 4th-02:04, UP 4th-05:59.
Largest lead - WIS by 15 4th-00:39, UP by 7 3rd-02:43.
WIS led for 17:28. UP led for 10:45. Game was tied for 11:47.

Score tied - 10 times.
Lead changed - 9 times.

>> Game 7 vs. Arkansas

Official Basketball Box Score -- Game Totals -- Final Statistics
Pitt vs Arkansas
11/24/18 7:30 p.m. at Municipal Auditorium, Nashville, Tenn.

Pitt 61 • 3-4

Table with columns: #, Player, Total FG-FGA, 3-Ptr FG-FGA, FT-FTA, Rebounds (Off, Def, Tot), PF, TP, A, TO, Blk, Stl, Min. Includes player stats for Danielle Garven, Cara Judkins, etc.

Summary statistics for Pitt: 1st-FG %, 2nd-FG %, 3rd-FG %, FT %, 3FG %, FT %, Game: 25-52 48.1%, Deadball Rebounds 3.

Arkansas 54 • 3-2

Table with columns: #, Player, Total FG-FGA, 3-Ptr FG-FGA, FT-FTA, Rebounds (Off, Def, Tot), PF, TP, A, TO, Blk, Stl, Min. Includes player stats for WILLIAMS, Kiara, TOLEFREE, Alexis, etc.

Summary statistics for Arkansas: 1st-FG %, 2nd-FG %, 3rd-FG %, FT %, 3FG %, FT %, Game: 19-74 25.7%, Deadball Rebounds 4.

Officials: Troy Winders, Meadow Overstreet, Erika Herriman-Camaroto
Technical fouls: Pitt-None, Arkansas-None.
Attendance: 143

Score by periods table with columns: 1st, 2nd, 3rd, 4th, Total. Pitt: 17, 8, 21, 15, 61. Arkansas: 10, 8, 20, 16, 54.

Last FG - UP 4th-01:42, AR 4th-00:21.
Largest lead - UP by 15 3rd-07:06, AR by 2 1st-09:40.
UP led for 36:21. AR led for 00:20. Game was tied for 03:00.

Score tied - 2 times.
Lead changed - 1 time.

>> Game 8 vs. Tennessee State

Official Basketball Box Score -- Game Totals -- Final Statistics
Tennessee State vs Pitt
11/25/18 5:00 p.m. at Municipal Auditorium, Nashville, Tenn.

Tennessee State 56 • 0-7

Table with columns: #, Player, Total FG-FGA, 3-Ptr FG-FGA, FT-FTA, Rebounds (Off, Def, Tot), PF, TP, A, TO, Blk, Stl, Min. Includes player stats for WRIGHTSELL, Jaden, ROBERTS, Taylor, etc.

Summary statistics for Tennessee State: 1st-FG %, 2nd-FG %, 3rd-FG %, FT %, 3FG %, FT %, Game: 20-60 33.3%, Deadball Rebounds 3,1.

Pitt 78 • 4-4

Table with columns: #, Player, Total FG-FGA, 3-Ptr FG-FGA, FT-FTA, Rebounds (Off, Def, Tot), PF, TP, A, TO, Blk, Stl, Min. Includes player stats for Danielle Garven, Cara Judkins, etc.

Summary statistics for Pitt: 1st-FG %, 2nd-FG %, 3rd-FG %, FT %, 3FG %, FT %, Game: 27-46 58.7%, Deadball Rebounds 5,1.

Officials: Kylie Galloway, Rocce Blevins, Molly Caldwell
Technical fouls: Tennessee State-None, Pitt-None.
Attendance: 123

Score by periods table with columns: 1st, 2nd, 3rd, 4th, Total. Tennessee State: 8, 13, 17, 18, 56. Pitt: 18, 23, 20, 17, 78.

Last FG - TSU 4th-02:22, UP 4th-00:19.
Largest lead - TSU by 3 1st-08:30, UP by 25 4th-07:06.
TSU led for 00:53. UP led for 37:36. Game was tied for 01:30.

Score tied - 0 times.
Lead changed - 1 time.

>> Game 9 at Northwestern

Official Basketball Box Score -- Game Totals -- Final Statistics  
**Pitt vs Northwestern**  
 11/29/18 7:00 pm at Evanston, IL (Welsh-Ryan Arena)

**Pitt 52 • 5-4**

| #      | Player          | Total |       |      | 3-Ptr |     |     | Rebounds |    |    | PF | TP | A | TO | Blk | Stl | Min |
|--------|-----------------|-------|-------|------|-------|-----|-----|----------|----|----|----|----|---|----|-----|-----|-----|
|        |                 | FG    | FGA   | FT   | FTA   | Off | Def | Tot      |    |    |    |    |   |    |     |     |     |
| 01     | Danielle Garven | f     | 2-9   | 0-0  | 1-2   | 2   | 3   | 5        | 0  | 5  | 3  | 2  | 0 | 1  | 30  |     |     |
| 11     | Cara Judkins    | c     | 1-4   | 0-0  | 2-6   | 1   | 3   | 4        | 3  | 4  | 1  | 2  | 2 | 0  | 22  |     |     |
| 03     | Jasmine Whitney | g     | 3-8   | 0-1  | 4-5   | 0   | 2   | 2        | 4  | 10 | 3  | 4  | 1 | 2  | 29  |     |     |
| 04     | Cassidy Walsh   | g     | 4-10  | 3-8  | 0-0   | 0   | 4   | 4        | 0  | 11 | 2  | 1  | 1 | 1  | 32  |     |     |
| 13     | Kyla Nelson     | g     | 3-8   | 2-6  | 2-2   | 1   | 2   | 3        | 2  | 10 | 1  | 1  | 1 | 2  | 25  |     |     |
| 00     | Jahsnyi Knight  | g     | 1-4   | 0-0  | 1-1   | 0   | 2   | 2        | 1  | 3  | 2  | 3  | 0 | 4  | 16  |     |     |
| 14     | Kauai Bradley   | g     | 3-7   | 0-3  | 1-2   | 3   | 10  | 13       | 4  | 7  | 0  | 3  | 0 | 1  | 26  |     |     |
| 32     | Kalista Walters | g     | 1-1   | 0-0  | 0-0   | 0   | 2   | 2        | 3  | 2  | 0  | 1  | 0 | 0  | 20  |     |     |
| Team   |                 |       |       |      |       | 1   | 2   | 3        |    |    |    |    |   |    |     |     |     |
| Totals |                 |       | 18-51 | 5-18 | 11-18 | 8   | 30  | 38       | 17 | 52 | 12 | 18 | 5 | 11 | 200 |     |     |

|             |      |       |      |      |       |      |      |       |      |      |       |       |       |       |          |   |
|-------------|------|-------|------|------|-------|------|------|-------|------|------|-------|-------|-------|-------|----------|---|
| 1st - FG %: | 4-12 | 33.3% | 2nd: | 4-12 | 33.3% | 3rd: | 4-14 | 28.6% | 4th: | 6-13 | 46.2% | Game: | 18-51 | 35.3% | Deadball |   |
| 3FG %:      | 2-6  | 33.3% |      | 1-3  | 33.3% |      | 1-5  | 20.0% |      | 1-4  | 25.0% |       | 5-18  | 27.8% | Rebounds | 5 |
| FT %:       | 0-0  | 0.0%  |      | 0-2  | 0.0%  |      | 2-3  | 66.7% |      | 9-13 | 69.2% |       | 11-18 | 61.1% |          |   |

**Northwestern 49 • 5-1**

| #      | Player               | Total |       |      | 3-Ptr |     |     | Rebounds |    |    | PF | TP | A | TO | Blk | Stl | Min |
|--------|----------------------|-------|-------|------|-------|-----|-----|----------|----|----|----|----|---|----|-----|-----|-----|
|        |                      | FG    | FGA   | FT   | FTA   | Off | Def | Tot      |    |    |    |    |   |    |     |     |     |
| 04     | Bryana Hopkins       | f     | 1-4   | 0-2  | 0-2   | 1   | 2   | 3        | 1  | 2  | 1  | 2  | 0 | 2  | 26  |     |     |
| 14     | Pallas Kunaiyi-Akpan | f     | 3-6   | 0-0  | 10-11 | 4   | 6   | 10       | 5  | 16 | 0  | 2  | 2 | 5  | 34  |     |     |
| 10     | Lindsey Pulliam      | g     | 4-18  | 0-6  | 2-2   | 1   | 4   | 5        | 1  | 10 | 1  | 1  | 1 | 1  | 35  |     |     |
| 22     | Byrdy Galemik        | g     | 1-5   | 0-2  | 0-0   | 2   | 2   | 4        | 3  | 2  | 1  | 4  | 1 | 0  | 26  |     |     |
| 20     | Jordan Hamilton      | g     | 2-7   | 0-3  | 1-2   | 1   | 3   | 4        | 1  | 5  | 3  | 3  | 0 | 1  | 22  |     |     |
| 00     | Jess Sancataldo      | g     | 2-6   | 2-5  | 0-0   | 1   | 1   | 2        | 0  | 6  | 2  | 0  | 1 | 0  | 18  |     |     |
| 03     | Sydney Wood          | g     | 1-3   | 1-1  | 3-4   | 0   | 0   | 0        | 2  | 6  | 3  | 0  | 0 | 0  | 19  |     |     |
| 21     | Abbie Wolf           | g     | 0-1   | 0-0  | 0-0   | 0   | 1   | 1        | 0  | 0  | 0  | 1  | 2 | 0  | 5   |     |     |
| 32     | Amber Jamison        | g     | 1-7   | 0-2  | 0-0   | 1   | 3   | 4        | 1  | 2  | 0  | 2  | 0 | 1  | 15  |     |     |
| Team   |                      |       |       |      |       | 3   | 4   | 7        |    |    |    |    |   |    |     |     |     |
| Totals |                      |       | 15-57 | 3-21 | 16-21 | 14  | 26  | 40       | 14 | 49 | 11 | 15 | 7 | 10 | 200 |     |     |

|             |      |       |      |      |       |      |      |       |      |      |       |       |       |       |          |     |
|-------------|------|-------|------|------|-------|------|------|-------|------|------|-------|-------|-------|-------|----------|-----|
| 1st - FG %: | 5-19 | 26.3% | 2nd: | 2-13 | 15.4% | 3rd: | 2-10 | 20.0% | 4th: | 6-15 | 40.0% | Game: | 15-57 | 26.3% | Deadball |     |
| 3FG %:      | 0-6  | 0.0%  |      | 0-5  | 0.0%  |      | 0-1  | 0.0%  |      | 3-9  | 33.3% |       | 3-9   | 33.3% | Rebounds | 3   |
| FT %:       | 2-3  | 66.7% |      | 2-4  | 50.0% |      | 5-6  | 83.3% |      | 7-8  | 87.5% |       | 16-21 | 76.2% |          | 3,1 |

Officials: Karleena Tobin, Kevin Pethel, Jesse Dickerson  
 Technical fouls: Pitt-None. Northwestern-None.  
 Attendance: 411  
 2018-19 Women's Basketball. Round: 0. Northwestern vs Pittsburgh. Played at .

| Score by periods | 1st | 2nd | 3rd | 4th | Total |
|------------------|-----|-----|-----|-----|-------|
| Pitt             | 10  | 9   | 11  | 22  | 52    |
| Northwestern     | 12  | 6   | 9   | 22  | 49    |

|  |                    |                 |        |    |     |     |      |       |
|--|--------------------|-----------------|--------|----|-----|-----|------|-------|
| Last FG - UP   | 4th-02:49, BU      | 4th-00:00.      | Points | In | Off | 2nd | Fast | Bench |
| Largest lead - UP  | by 8 3rd-08:46, BU | by 4 2nd-08:19. | Paint  | 20 | 18  | 8   | 12   | 12    |
| UP led for 27:03, BU led for 07:35. Game was tied for 05:22. |                    |                 | BU     | 16 | 8   | 4   | 5    | 14    |

Score tied - 1 time.  
 Lead changed - 7 times.

>> Game 11 vs. West Virginia

Official Basketball Box Score -- Game Totals -- Final Statistics  
**West Virginia vs Pitt**  
 12/8/18 3:00 PM at Petersen Events Center (Pittsburgh)

**West Virginia 77 • (5-2)**

| #      | Player            | Total |       |       | 3-Ptr |     |     | Rebounds |    |    | PF | TP | A | TO | Blk | Stl | Min |
|--------|-------------------|-------|-------|-------|-------|-----|-----|----------|----|----|----|----|---|----|-----|-----|-----|
|        |                   | FG    | FGA   | FT    | FTA   | Off | Def | Tot      |    |    |    |    |   |    |     |     |     |
| 00     | Davenport, Naomi  | f     | 8-14  | 2-5   | 0-1   | 3   | 3   | 6        | 2  | 9  | 0  | 6  | 0 | 2  | 37  |     |     |
| 14     | Niblack, Kari     | f     | 4-6   | 0-0   | 1-2   | 6   | 1   | 7        | 4  | 18 | 0  | 2  | 0 | 0  | 16  |     |     |
| 02     | Gondrezick, Kysre | g     | 3-12  | 2-7   | 3-4   | 0   | 6   | 6        | 1  | 11 | 8  | 4  | 0 | 1  | 36  |     |     |
| 05     | Martin, Tynice    | g     | 9-14  | 6-8   | 2-3   | 3   | 4   | 7        | 0  | 26 | 2  | 1  | 1 | 2  | 33  |     |     |
| 22     | Pardee, Katrina   | g     | 2-6   | 1-2   | 2-2   | 0   | 2   | 2        | 2  | 7  | 4  | 2  | 2 | 0  | 29  |     |     |
| 04     | Staples, Nia      | g     | 0-0   | 0-0   | 0-0   | 0   | 0   | 0        | 0  | 0  | 0  | 0  | 0 | 0  | 3   |     |     |
| 12     | Jordan, Jala      | g     | 0-2   | 0-0   | 3-4   | 0   | 3   | 3        | 0  | 3  | 0  | 0  | 2 | 1  | 10  |     |     |
| 30     | Smith, Madisen    | g     | 1-4   | 0-3   | 0-0   | 0   | 0   | 0        | 2  | 2  | 3  | 2  | 0 | 2  | 20  |     |     |
| 34     | Ekelhar, Theresa  | g     | 0-0   | 0-0   | 1-2   | 1   | 2   | 3        | 5  | 1  | 1  | 2  | 2 | 1  | 16  |     |     |
| Team   |                   |       |       |       |       | 1   | 1   | 2        |    |    |    |    |   |    |     |     |     |
| Totals |                   |       | 27-58 | 11-25 | 12-18 | 14  | 22  | 36       | 16 | 77 | 18 | 19 | 5 | 11 | 200 |     |     |

|             |      |       |      |      |       |      |      |       |      |       |       |       |       |       |          |   |
|-------------|------|-------|------|------|-------|------|------|-------|------|-------|-------|-------|-------|-------|----------|---|
| 1st - FG %: | 9-19 | 47.4% | 2nd: | 6-11 | 54.5% | 3rd: | 4-14 | 28.6% | 4th: | 8-14  | 57.1% | Game: | 27-58 | 46.6% | Deadball |   |
| 3FG %:      | 3-10 | 30.0% |      | 3-5  | 60.0% |      | 3-5  | 60.0% |      | 11-25 | 44.0% |       | 11-25 | 44.0% | Rebounds | 3 |
| FT %:       | 0-1  | 0.0%  |      | 1-2  | 50.0% |      | 5-7  | 71.4% |      | 6-8   | 75.0% |       | 12-18 | 66.7% |          |   |

**Pitt 43 • (6-5)**

| #      | Player          | Total |       |      | 3-Ptr |     |     | Rebounds |    |    | PF | TP | A | TO | Blk | Stl | Min |
|--------|-----------------|-------|-------|------|-------|-----|-----|----------|----|----|----|----|---|----|-----|-----|-----|
|        |                 | FG    | FGA   | FT   | FTA   | Off | Def | Tot      |    |    |    |    |   |    |     |     |     |
| 01     | Danielle Garven | f     | 3-11  | 0-0  | 2-2   | 0   | 3   | 3        | 2  | 8  | 1  | 1  | 0 | 3  | 26  |     |     |
| 11     | Cara Judkins    | c     | 4-6   | 0-0  | 4-8   | 5   | 4   | 9        | 3  | 12 | 1  | 5  | 3 | 1  | 26  |     |     |
| 03     | Jasmine Whitney | g     | 0-4   | 0-0  | 0-0   | 1   | 1   | 2        | 1  | 0  | 2  | 6  | 0 | 1  | 21  |     |     |
| 04     | Cassidy Walsh   | g     | 3-10  | 3-6  | 0-0   | 0   | 4   | 4        | 3  | 9  | 1  | 2  | 0 | 2  | 29  |     |     |
| 13     | Kyla Nelson     | g     | 2-8   | 0-3  | 0-0   | 1   | 0   | 1        | 0  | 4  | 1  | 5  | 0 | 0  | 22  |     |     |
| 00     | Jahsnyi Knight  | g     | 2-5   | 0-0  | 0-2   | 3   | 1   | 4        | 1  | 4  | 1  | 2  | 0 | 0  | 20  |     |     |
| 10     | Ismi Prapa      | g     | 0-0   | 0-0  | 0-0   | 0   | 0   | 0        | 1  | 0  | 0  | 1  | 0 | 0  | 3   |     |     |
| 14     | Kauai Bradley   | g     | 1-4   | 0-2  | 4-4   | 1   | 5   | 6        | 3  | 6  | 1  | 2  | 0 | 3  | 35  |     |     |
| 22     | Jaala Henry     | g     | 0-2   | 0-0  | 0-0   | 0   | 1   | 1        | 4  | 0  | 0  | 0  | 0 | 0  | 9   |     |     |
| 32     | Kalista Walters | g     | 0-0   | 0-0  | 0-0   | 0   | 0   | 0        | 0  | 0  | 0  | 1  | 0 | 0  | 9   |     |     |
| Team   |                 |       |       |      |       | 2   | 1   | 3        |    |    |    |    |   |    |     |     |     |
| Totals |                 |       | 15-50 | 3-11 | 10-16 | 13  | 20  | 33       | 18 | 43 | 8  | 28 | 3 | 10 | 200 |     |     |

|             |      |       |      |      |       |      |      |       |      |      |       |       |       |       |          |   |
|-------------|------|-------|------|------|-------|------|------|-------|------|------|-------|-------|-------|-------|----------|---|
| 1st - FG %: | 4-12 | 33.3% | 2nd: | 4-14 | 28.6% | 3rd: | 3-13 | 23.1% | 4th: | 4-11 | 36.4% | Game: | 15-50 | 30.0% | Deadball |   |
| 3FG %:      | 1-2  | 50.0% |      | 1-5  | 20.0% |      | 0-2  | 0.0%  |      | 1-2  | 50.0% |       | 3-11  | 27.3% | Rebounds | 6 |
| FT %:       | 2-4  | 50.0% |      | 3-4  | 75.0% |      | 2-4  | 50.0% |      | 1-2  | 50.0% |       | 10-16 | 62.5% |          |   |

Officials: Joseph Vaszily, Jennifer Rezac, Kevin Dillard  
 Technical fouls: West Virginia-None. Pitt-None.  
 Attendance: 674

| Score by periods | 1st | 2nd | 3rd | 4th | Total |
|------------------|-----|-----|-----|-----|-------|
| West Virginia    | 21  | 16  | 16  | 24  | 77    |
| Pitt             | 11  | 12  | 8   | 12  | 43    |

|   |                     |            |        |    |     |     |      |       |
|---|---------------------|------------|--------|----|-----|-----|------|-------|
| Last FG - WVU   | 4th-00:33, UP       | 4th-00:18. | Points | In | Off | 2nd | Fast | Bench |
| Largest lead - WVU  | by 36 4th-00:33, UP | None.      | Paint  | 20 | 31  | 13  | 11   | 6     |
| WVU led for 39:05, UP led for 00:00. Game was tied for 00:40. |                     |            | UP     | 22 | 10  | 5   | 10   |       |

Score tied - 0 times.  
 Lead changed - 0 times.

>> Game 10 vs. Fordham

Official Basketball Box Score -- Game Totals -- Final Statistics  
**Fordham vs Pitt**  
 12/5/18 7:00 pm at Petersen Events Center (Pittsburgh, PA)

**Fordham 62 • (5-5)**

| #      | Player            | Total |       |       | 3-Ptr |     |     | Rebounds |    |    | PF | TP | A | TO | Blk | Stl | Min |
|--------|-------------------|-------|-------|-------|-------|-----|-----|----------|----|----|----|----|---|----|-----|-----|-----|
|        |                   | FG    | FGA   | FT    | FTA   | Off | Def | Tot      |    |    |    |    |   |    |     |     |     |
| 34     | Goulding, Mary    | f     | 3-8   | 2-3   | 0-0   | 4   | 5   | 9        | 2  | 8  | 5  | 4  | 1 | 2  | 37  |     |     |
| 00     | Jillings, Zara    | g     | 1-3   | 0-1   | 0-0   | 1   | 1   | 2        | 1  | 2  | 1  | 2  | 1 | 0  | 12  |     |     |
| 02     | Holden, Lauren    | g     | 3-13  | 3-11  | 0-0   | 0   | 1   | 1        | 0  | 9  | 3  | 1  | 0 | 0  | 39  |     |     |
| 10     | Cavanaugh, Bre    | g     | 7-15  | 4-8   | 0-0   | 0   | 4   | 4        | 4  | 18 | 1  | 1  | 1 | 0  | 36  |     |     |
| 20     | Heremaia, Kendall | g     | 4-8   | 1-5   | 0-0   | 1   | 1   | 2        | 3  | 9  | 4  | 1  | 1 | 0  | 33  |     |     |
| 01     | Giuliano, Alexa   | g     | 1-2   | 1-2   | 0-0   | 1   | 1   | 2        | 0  | 3  | 0  | 0  | 0 | 0  | 3   |     |     |
| 23     | Gillis, Halei     | g     | 1-2   | 0-0   | 0-0   | 1   | 0   | 1        | 1  | 2  | 1  | 1  | 1 | 0  | 4   |     |     |
| 24     | Downey, Kaitlyn   | g     | 0-3   | 0-1   | 0-0   | 2   | 0   | 2        | 0  | 0  | 0  | 0  | 0 | 1  | 8   |     |     |
| 43     | Jonassen, Megan   | g     | 5-7   | 0-0   | 1-2   | 3   | 2   | 5        | 1  | 11 | 0  | 2  | 3 | 0  | 28  |     |     |
| Team   |                   |       |       |       |       | 1   | 3   | 4        |    |    |    |    |   |    |     |     |     |
| Totals |                   |       | 25-61 | 11-31 | 1-2   | 14  | 18  | 32       | 12 | 62 | 15 | 12 | 7 | 3  | 200 |     |     |

|            |
|------------|
| 1st - FG % |
|------------|

>> Game 13 vs. Saint Francis (PA)

Official Basketball Box Score -- Game Totals -- Final Statistics

Saint Francis (PA) vs Pitt

12/21/18 7:00 PM at Petersen Events Center (Pittsburgh)

Saint Francis (PA) 75 • (3-9)

| #      | Player            | Total |       |       | 3-Ptr |     |     | Rebounds |    |     | PF | TP | A | TO | Blk | Stl | Min |
|--------|-------------------|-------|-------|-------|-------|-----|-----|----------|----|-----|----|----|---|----|-----|-----|-----|
|        |                   | FG    | FGA   | FT    | FTA   | Off | Def | Tot      | FG | FGA |    |    |   |    |     |     |     |
| 32     | ZEZZA, Courtney   | f     | 1-5   | 1-3   | 0-2   | 3   | 4   | 7        | 2  | 3   | 0  | 2  | 0 | 0  | 0   | 19  |     |
| 03     | SWOGER, Karson    | g     | 3-8   | 3-6   | 0-0   | 0   | 0   | 0        | 2  | 9   | 3  | 4  | 0 | 1  | 31  |     |     |
| 13     | SABINO, Sam       | g     | 1-5   | 1-4   | 0-0   | 3   | 1   | 4        | 3  | 3   | 1  | 2  | 0 | 1  | 32  |     |     |
| 15     | THOMAS, Haley     | g     | 0-6   | 0-2   | 4-4   | 6   | 3   | 9        | 4  | 4   | 1  | 2  | 0 | 2  | 35  |     |     |
| 23     | KOVATCH, Jess     | g     | 8-22  | 3-11  | 7-10  | 0   | 4   | 4        | 3  | 26  | 3  | 7  | 0 | 1  | 43  |     |     |
| 10     | MORROW, Leah      | g     | 4-6   | 0-0   | 2-6   | 1   | 2   | 3        | 0  | 10  | 2  | 5  | 0 | 3  | 24  |     |     |
| 21     | TIMBERS, AJ       | g     | 2-2   | 2-2   | 0-0   | 0   | 0   | 0        | 1  | 6   | 2  | 1  | 0 | 1  | 12  |     |     |
| 22     | MASTELLONE, Jenna | g     | 1-1   | 0-0   | 0-0   | 1   | 0   | 1        | 2  | 2   | 1  | 0  | 0 | 0  | 7   |     |     |
| 24     | WILLIAMS, Aunsha  | g     | 5-12  | 2-5   | 0-1   | 1   | 6   | 7        | 4  | 12  | 1  | 2  | 2 | 2  | 22  |     |     |
|        | Team              |       |       |       |       | 4   | 3   | 7        |    |     |    |    |   |    |     |     |     |
| Totals |                   |       | 25-67 | 12-33 | 13-23 | 19  | 23  | 42       | 21 | 75  | 14 | 27 | 2 | 11 | 225 |     |     |

|             |      |       |      |      |       |      |      |       |      |      |       |       |       |       |          |   |
|-------------|------|-------|------|------|-------|------|------|-------|------|------|-------|-------|-------|-------|----------|---|
| 1st - FG %: | 4-17 | 23.5% | 2nd: | 8-16 | 50.0% | 3rd: | 5-10 | 50.0% | 4th: | 7-15 | 46.7% | Game: | 25-67 | 37.3% | Deadball |   |
| 3FG %:      | 2-7  | 28.6% |      | 6-7  | 85.7% |      | 1-6  | 16.7% |      | 2-7  | 28.6% |       | 12-33 | 36.4% | Rebounds |   |
| FT %:       | 0-0  | 0.0%  |      | 3-6  | 50.0% |      | 4-6  | 66.7% |      | 3-7  | 42.9% |       | 13-23 | 56.5% |          | 4 |

Pitt 78 • (8-5)

| #      | Player          | Total |       |      | 3-Ptr |     |     | Rebounds |    |     | PF | TP | A | TO | Blk | Stl | Min |
|--------|-----------------|-------|-------|------|-------|-----|-----|----------|----|-----|----|----|---|----|-----|-----|-----|
|        |                 | FG    | FGA   | FT   | FTA   | Off | Def | Tot      | FG | FGA |    |    |   |    |     |     |     |
| 01     | Danielle Garven | f     | 9-19  | 0-0  | 2-2   | 3   | 6   | 9        | 3  | 20  | 3  | 3  | 2 | 1  | 33  |     |     |
| 11     | Cara Judkins    | c     | 3-4   | 0-0  | 0-0   | 1   | 4   | 5        | 2  | 6   | 0  | 6  | 2 | 0  | 24  |     |     |
| 03     | Jasmine Whitney | g     | 5-7   | 2-2  | 5-9   | 0   | 2   | 2        | 3  | 17  | 4  | 3  | 0 | 2  | 33  |     |     |
| 04     | Cassidy Walsh   | g     | 5-15  | 2-8  | 0-0   | 3   | 3   | 6        | 2  | 12  | 2  | 2  | 0 | 2  | 40  |     |     |
| 14     | Kauai Bradley   | g     | 3-8   | 0-3  | 2-2   | 3   | 5   | 8        | 4  | 8   | 5  | 7  | 3 | 5  | 36  |     |     |
| 00     | Jahsyni Knight  | g     | 0-4   | 0-0  | 0-0   | 1   | 0   | 1        | 4  | 0   | 3  | 1  | 0 | 3  | 16  |     |     |
| 11     | Kyla Nelson     | g     | 3-8   | 0-5  | 2-2   | 0   | 4   | 4        | 2  | 8   | 2  | 3  | 0 | 1  | 26  |     |     |
| 22     | Jaala Henry     | g     | 2-2   | 0-0  | 1-5   | 1   | 0   | 1        | 1  | 5   | 0  | 0  | 0 | 1  | 6   |     |     |
| 32     | Kalista Walters | g     | 1-1   | 0-0  | 0-0   | 1   | 0   | 1        | 0  | 2   | 0  | 0  | 1 | 0  | 11  |     |     |
|        | Team            |       |       |      |       | 2   | 5   | 7        |    |     |    |    |   |    |     |     |     |
| Totals |                 |       | 31-68 | 4-18 | 12-20 | 15  | 29  | 44       | 21 | 78  | 19 | 25 | 8 | 15 | 225 |     |     |

|             |      |       |      |      |       |      |       |       |      |      |       |       |       |       |          |   |
|-------------|------|-------|------|------|-------|------|-------|-------|------|------|-------|-------|-------|-------|----------|---|
| 1st - FG %: | 8-20 | 40.0% | 2nd: | 3-15 | 20.0% | 3rd: | 11-15 | 73.3% | 4th: | 8-14 | 57.1% | Game: | 31-68 | 45.6% | Deadball |   |
| 3FG %:      | 1-6  | 16.7% |      | 0-6  | 0.0%  |      | 1-2   | 50.0% |      | 2-3  | 66.7% |       | 4-18  | 22.2% | Rebounds |   |
| FT %:       | 0-0  | 0.0%  |      | 0-0  | 0.0%  |      | 4-10  | 40.0% |      | 1-2  | 50.0% |       | 12-20 | 60.0% |          | 7 |

Officials: Daryl Humphrey, Timothy Bryant, Ryan Durham  
 Technical fouls: Saint Francis (PA)-ZEZZA, Courtney. Pitt-None.  
 Attendance: 626

| Score by periods   | 1st | 2nd | 3rd | 4th | OT | Total |
|--------------------|-----|-----|-----|-----|----|-------|
| Saint Francis (PA) | 10  | 25  | 15  | 19  | 6  | 75    |
| Pitt               | 17  | 6   | 27  | 19  | 9  | 78    |

|            |    |    |    |    |    |
|------------|----|----|----|----|----|
| In Paint   | 26 | 37 | 19 | 13 | 30 |
| Off T/O    | 44 | 29 | 13 | 18 | 15 |
| 2nd Chance |    |    |    |    |    |
| Fast Break |    |    |    |    |    |
| Bench      |    |    |    |    |    |

Last FG - SFUW OT-03:57, UP OT-03:30.  
 Largest lead - SFUW by 12 2nd-00:13, UP by 8 4th-05:36.  
 SFUW led for 15:34. UP led for 22:57. Game was tied for 06:28.

Score tied - 6 times.  
 Lead changed - 8 times.

>> Game 14 at Duquesne

Official Basketball Box Score -- Game Totals -- Final Statistics

Pitt vs Duquesne

12/29/18 2:04PM at Pittsburgh, PA

Pitt 66 • 9-5

| #      | Player          | Total |       |      | 3-Ptr |     |     | Rebounds |    |     | PF | TP | A | TO | Blk | Stl | Min |
|--------|-----------------|-------|-------|------|-------|-----|-----|----------|----|-----|----|----|---|----|-----|-----|-----|
|        |                 | FG    | FGA   | FT   | FTA   | Off | Def | Tot      | FG | FGA |    |    |   |    |     |     |     |
| 01     | Danielle Garven | f     | 3-9   | 0-0  | 1-2   | 1   | 4   | 5        | 2  | 7   | 2  | 4  | 0 | 0  | 26  |     |     |
| 14     | Kauai Bradley   | f     | 2-8   | 1-3  | 0-2   | 0   | 2   | 2        | 3  | 5   | 0  | 1  | 1 | 3  | 23  |     |     |
| 32     | Kalista Walters | c     | 0-0   | 0-0  | 0-0   | 2   | 4   | 6        | 1  | 0   | 2  | 0  | 0 | 2  | 21  |     |     |
| 03     | Jasmine Whitney | g     | 6-14  | 3-4  | 8-8   | 1   | 3   | 4        | 3  | 23  | 6  | 1  | 0 | 2  | 34  |     |     |
| 04     | Cassidy Walsh   | g     | 5-12  | 3-5  | 1-1   | 0   | 3   | 3        | 3  | 14  | 1  | 1  | 0 | 1  | 31  |     |     |
| 00     | Jahsyni Knight  | g     | 0-2   | 0-0  | 1-2   | 0   | 1   | 1        | 1  | 1   | 1  | 0  | 0 | 0  | 13  |     |     |
| 10     | Ismi Prapa      | g     | 0-1   | 0-0  | 0-0   | 0   | 0   | 0        | 0  | 0   | 0  | 0  | 0 | 0  | 2   |     |     |
| 11     | Cara Judkins    | g     | 4-7   | 0-0  | 2-4   | 2   | 9   | 11       | 4  | 10  | 1  | 3  | 1 | 0  | 25  |     |     |
| 13     | Kyla Nelson     | g     | 2-4   | 2-3  | 0-0   | 1   | 5   | 6        | 1  | 6   | 0  | 3  | 0 | 0  | 25  |     |     |
|        | Team            |       |       |      |       | 3   | 1   | 4        |    |     |    |    |   |    |     |     |     |
| Totals |                 |       | 22-57 | 9-15 | 13-19 | 10  | 32  | 42       | 18 | 66  | 12 | 15 | 2 | 8  | 200 |     |     |

|             |      |       |      |     |       |      |      |       |      |      |        |       |       |       |          |   |
|-------------|------|-------|------|-----|-------|------|------|-------|------|------|--------|-------|-------|-------|----------|---|
| 1st - FG %: | 7-19 | 36.8% | 2nd: | 3-9 | 33.3% | 3rd: | 7-16 | 43.8% | 4th: | 5-13 | 38.5%  | Game: | 22-57 | 38.6% | Deadball |   |
| 3FG %:      | 3-6  | 50.0% |      | 2-3 | 66.7% |      | 2-4  | 50.0% |      | 2-2  | 100.0% |       | 9-15  | 60.0% | Rebounds |   |
| FT %:       | 0-0  | 0.0%  |      | 3-4 | 75.0% |      | 4-5  | 80.0% |      | 6-10 | 60.0%  |       | 13-19 | 68.4% |          | 4 |

Duquesne 58 • 5-7

| #      | Player              | Total |       |      | 3-Ptr |     |     | Rebounds |    |     | PF | TP | A | TO | Blk | Stl | Min |
|--------|---------------------|-------|-------|------|-------|-----|-----|----------|----|-----|----|----|---|----|-----|-----|-----|
|        |                     | FG    | FGA   | FT   | FTA   | Off | Def | Tot      | FG | FGA |    |    |   |    |     |     |     |
| 01     | CANNON, Paige       | f     | 2-5   | 0-1  | 2-2   | 4   | 5   | 9        | 5  | 6   | 4  | 4  | 2 | 0  | 23  |     |     |
| 10     | LASS, Kadri-Ann     | f     | 4-12  | 0-2  | 1-2   | 2   | 9   | 11       | 2  | 19  | 2  | 1  | 6 | 0  | 35  |     |     |
| 02     | OMOGROSSO, Chassidy | g     | 6-16  | 3-9  | 2-4   | 0   | 2   | 2        | 2  | 17  | 1  | 1  | 0 | 2  | 35  |     |     |
| 13     | VOJINOVIC, Julijana | g     | 6-17  | 2-11 | 1-1   | 0   | 2   | 2        | 2  | 15  | 1  | 2  | 1 | 0  | 26  |     |     |
| 21     | BAZELAK, Libby      | g     | 1-6   | 0-3  | 1-2   | 1   | 4   | 5        | 1  | 3   | 3  | 1  | 0 | 1  | 31  |     |     |
| 11     | BOVELL, Halle       | g     | 0-0   | 0-0  | 0-0   | 0   | 0   | 0        | 0  | 0   | 0  | 0  | 0 | 0  | 5   |     |     |
| 14     | KUTTOR, Eniko       | g     | 0-1   | 0-0  | 0-0   | 1   | 1   | 2        | 0  | 0   | 0  | 0  | 0 | 0  | 5   |     |     |
| 22     | RICHARDSON, Conor   | g     | 0-3   | 0-0  | 0-0   | 1   | 0   | 1        | 0  | 0   | 0  | 1  | 0 | 2  | 8   |     |     |
| 31     | SOLE, Laia          | g     | 1-4   | 0-0  | 0-0   | 0   | 1   | 1        | 1  | 2   | 0  | 0  | 0 | 0  | 12  |     |     |
| 35     | KALIN, Amanda       | g     | 2-4   | 0-1  | 2-2   | 2   | 2   | 4        | 3  | 2   | 3  | 2  | 0 | 0  | 20  |     |     |
|        | Team                |       |       |      |       | 3   | 1   | 4        |    |     |    |    |   |    |     |     |     |
| Totals |                     |       | 22-68 | 5-27 | 9-13  | 14  | 27  | 41       | 16 | 58  | 14 | 12 | 9 | 5  | 200 |     |     |

|             |      |       |      |      |       |      |      |       |      |      |        |       |       |       |          |   |
|-------------|------|-------|------|------|-------|------|------|-------|------|------|--------|-------|-------|-------|----------|---|
| 1st - FG %: | 6-12 | 50.0% | 2nd: | 3-17 | 17.6% | 3rd: | 9-18 | 50.0% | 4th: | 4-11 | 36.4%  | Game: | 22-68 | 32.4% | Deadball |   |
| 3FG %:      | 1-4  | 25.0% |      | 0-6  | 0.0%  |      | 4-8  | 50.0% |      | 0-9  | 0.0%   |       | 5-27  | 18.5% | Rebounds |   |
| FT %:       | 5-7  | 71.4% |      | 2-4  | 50.0% |      | 0-0  | 0.0%  |      | 2-2  | 100.0% |       | 9-13  | 69.2% |          | 4 |

Officials: Jukes Gallien // Angel Stanton // Kevin Dillard  
 Technical fouls: Pitt-None. Duquesne-None.  
 Attendance: 2234

| Score by periods | 1st | 2nd | 3rd | 4th | Total |
|------------------|-----|-----|-----|-----|-------|
| Pitt             | 17  | 11  | 20  | 18  | 66    |
| Duquesne         | 18  | 8   | 22  | 18  | 58    |

|            |    |    |    |    |    |
|------------|----|----|----|----|----|
| In Paint   | 26 | 12 | 11 | 10 | 17 |
| Off T/O    | 44 | 22 | 14 | 8  | 8  |
| 2nd Chance |    |    |    |    |    |
| Fast Break |    |    |    |    |    |
| Bench      |    |    |    |    |    |

Last FG - UP 4th-04:52, DUQ 4th-03:28.  
 Largest lead - UP by 9 1st-07:09, DUQ by 9 3rd-03:22.  
 UP led for 26:13. DUQ led for 09:12. Game was tied for 04:35.

Score tied - 6 times.  
 Lead changed - 6 times.

>> Game 15 at #2 Notre Dame

Official Basketball Box Score -- Game Totals -- Final Statistics

Pitt vs Notre Dame

01/03/19 7:00 pm at South Bend, IN (Purcell Pavilion)

Pitt 44 • 9-6

| #  | Player          | Total |      |     | 3-Ptr |     |     | Rebounds |    |     | PF | TP | A | TO | Blk | Stl | Min |
|----|-----------------|-------|------|-----|-------|-----|-----|----------|----|-----|----|----|---|----|-----|-----|-----|
|    |                 | FG    | FGA  | FT  | FTA   | Off | Def | Tot      | FG | FGA |    |    |   |    |     |     |     |
| 01 | Danielle Garven | f     | 3-10 | 0-0 | 1-1   | 3   | 1   | 4        | 3  | 7   | 2  | 5  | 0 | 0  | 26  |     |     |
| 14 | Kauai Bradley   | f     | 3-8  | 2-3 | 1-0   | 0   | 2   | 2        | 3  | 8   | 1  | 1  | 0 | 0  | 19  |     |     |
| 11 | Cara Judkins    | c     | 0-3  | 0-0 | 0-2   | 3   | 1   | 4        | 3  | 0   | 2  | 0  | 0 | 1  | 17  |     |     |
| 03 | Jasmine Whitney | g     | 3-15 | 1-6 | 2-3   | 0   | 1   | 1        | 3  | 9   | 4  | 2  | 0 | 2  | 29  |     |     |
| 04 | Cassidy Walsh   | g     | 2-14 | 2-8 | 0-0   | 1   | 2   | 3        | 3  | 6   | 1  | 1  | 0 | 2  | 32  |     |     |
| 00 | Jahsyni Knight  | g     | 1-1  | 0-0 | 0-0   | 1   | 0   | 1        | 2  | 2   | 1  | 3  | 0 | 1  | 14  |     |     |
| 10 | Ismi Prapa      | g     | 0-1  | 0-0 | 0-0   | 0   | 0   | 0        | 0  | 1   | 0  | 1  |   |    |     |     |     |

>> Game 17 vs. Boston College

Official Basketball Box Score -- Game Totals -- Final Statistics  
**Boston College vs Pitt**  
 1/13/19 1:00 pm at Petersen Events Center (Pittsburgh)

**Boston College 59 • (13-4, 2-2 ACC)**

| #      | Player              | Total |       |      | 3-Ptr |     |     | Rebounds |    |    | PF | TP | A | TO | Blk | Stl | Min |
|--------|---------------------|-------|-------|------|-------|-----|-----|----------|----|----|----|----|---|----|-----|-----|-----|
|        |                     | FG    | FGA   | FT   | FTA   | Off | Def | Tot      |    |    |    |    |   |    |     |     |     |
| 05     | Pineau,Georgia      | f     | 1-5   | 0-0  | 0-0   | 1   | 4   | 5        | 2  | 2  | 0  | 2  | 1 | 0  | 19  |     |     |
| 11     | Guy,Emma            | f     | 7-9   | 0-0  | 0-0   | 2   | 3   | 5        | 3  | 14 | 2  | 1  | 1 | 1  | 36  |     |     |
| 04     | Ortlepp,Taylor      | g     | 2-9   | 2-8  | 0-0   | 1   | 1   | 2        | 5  | 6  | 2  | 1  | 0 | 1  | 27  |     |     |
| 10     | Dickens,Makayla     | g     | 3-8   | 2-5  | 3-5   | 1   | 6   | 7        | 2  | 11 | 4  | 10 | 0 | 0  | 32  |     |     |
| 14     | Garraud,Marnelle    | g     | 1-5   | 0-1  | 0-0   | 0   | 3   | 3        | 1  | 2  | 2  | 4  | 0 | 0  | 21  |     |     |
| 13     | Soule,Taylor        | g     | 4-5   | 0-0  | 5-6   | 2   | 0   | 2        | 1  | 13 | 2  | 1  | 3 | 1  | 21  |     |     |
| 23     | Bolden-Morris,Milan | g     | 3-4   | 2-3  | 1-3   | 1   | 8   | 9        | 1  | 9  | 0  | 3  | 0 | 1  | 29  |     |     |
| 31     | Lowery,Sydney       | g     | 1-6   | 0-2  | 0-2   | 0   | 4   | 4        | 1  | 2  | 0  | 1  | 0 | 0  | 15  |     |     |
| Team   |                     |       |       |      |       | 3   | 0   | 3        |    |    |    |    |   |    |     |     |     |
| Totals |                     |       | 22-51 | 6-19 | 9-16  | 11  | 29  | 40       | 16 | 59 | 12 | 25 | 5 | 4  | 200 |     |     |

|             |      |       |      |        |       |       |      |       |      |       |       |       |       |       |          |   |
|-------------|------|-------|------|--------|-------|-------|------|-------|------|-------|-------|-------|-------|-------|----------|---|
| 1st - FG %: | 3-10 | 30.0% | 2nd: | 8-19   | 42.1% | 3rd:  | 7-12 | 58.3% | 4th: | 4-10  | 40.0% | Game: | 22-51 | 43.1% | Deadball |   |
| 3FG %:      | 2-4  | 50.0% | 2-8  | 25.0%  | 0-3   | 0.0%  | 2-4  | 50.0% | 6-19 | 31.6% |       |       |       |       | Rebounds | 4 |
| FT %:       | 0-0  | 0.0%  | 3-3  | 100.0% | 1-2   | 50.0% | 5-11 | 45.5% | 9-16 | 56.3% |       |       |       |       |          |   |

**Pitt 55 • (9-8, 0-3 ACC)**

| #      | Player          | Total |       |      | 3-Ptr |     |     | Rebounds |    |    | PF | TP | A | TO | Blk | Stl | Min |
|--------|-----------------|-------|-------|------|-------|-----|-----|----------|----|----|----|----|---|----|-----|-----|-----|
|        |                 | FG    | FGA   | FT   | FTA   | Off | Def | Tot      |    |    |    |    |   |    |     |     |     |
| 01     | Danielle Garven | f     | 5-10  | 0-0  | 1-3   | 3   | 1   | 4        | 1  | 11 | 2  | 4  | 1 | 1  | 31  |     |     |
| 14     | Kauai Bradley   | f     | 2-8   | 0-2  | 2-2   | 3   | 4   | 7        | 5  | 6  | 2  | 2  | 2 | 5  | 38  |     |     |
| 11     | Cara Judkins    | c     | 2-8   | 0-0  | 1-4   | 3   | 2   | 5        | 3  | 5  | 0  | 2  | 1 | 1  | 24  |     |     |
| 03     | Jasmine Whitney | g     | 6-14  | 4-6  | 4-7   | 0   | 5   | 5        | 4  | 20 | 4  | 4  | 0 | 6  | 37  |     |     |
| 04     | Cassidy Walsh   | g     | 3-13  | 1-7  | 1-2   | 2   | 4   | 6        | 2  | 8  | 3  | 1  | 0 | 1  | 35  |     |     |
| 00     | Jahsyni Knight  | g     | 0-1   | 0-0  | 0-0   | 0   | 1   | 1        | 0  | 1  | 0  | 2  | 0 | 1  | 8   |     |     |
| 13     | Kyla Nelson     | g     | 2-5   | 1-4  | 0-0   | 1   | 2   | 3        | 2  | 5  | 0  | 0  | 0 | 0  | 14  |     |     |
| 22     | Jaala Henry     | g     | 0-0   | 0-0  | 0-0   | 0   | 0   | 0        | 0  | 0  | 0  | 1  | 0 | 0  | 3   |     |     |
| 32     | Kalista Walters | g     | 0-0   | 0-0  | 0-0   | 0   | 0   | 0        | 1  | 0  | 0  | 1  | 0 | 0  | 10  |     |     |
| Team   |                 |       |       |      |       | 1   | 2   | 3        |    |    |    |    |   |    |     |     |     |
| Totals |                 |       | 20-59 | 6-19 | 9-18  | 13  | 21  | 34       | 19 | 55 | 12 | 18 | 4 | 15 | 200 |     |     |

|             |      |        |      |        |       |       |      |       |      |       |       |       |       |       |          |   |
|-------------|------|--------|------|--------|-------|-------|------|-------|------|-------|-------|-------|-------|-------|----------|---|
| 1st - FG %: | 6-17 | 35.3%  | 2nd: | 5-14   | 35.7% | 3rd:  | 5-16 | 31.3% | 4th: | 4-12  | 33.3% | Game: | 20-59 | 33.9% | Deadball |   |
| 3FG %:      | 1-4  | 25.0%  | 1-5  | 20.0%  | 1-3   | 33.3% | 3-7  | 42.9% | 6-19 | 31.6% |       |       |       |       | Rebounds | 6 |
| FT %:       | 2-2  | 100.0% | 1-1  | 100.0% | 1-7   | 14.3% | 5-8  | 62.5% | 9-18 | 50.0% |       |       |       |       |          |   |

Officials: Jeffrey Smith, Dawn Marsh, Marc Merritt  
 Technical fouls: Boston College-None. Pitt-None.  
 Attendance: 2630

| Score by periods | 1st | 2nd | 3rd | 4th | Total |
|------------------|-----|-----|-----|-----|-------|
| Boston College   | 8   | 21  | 15  | 15  | 59    |
| Pitt             | 15  | 12  | 12  | 16  | 55    |

|        |    |     |     |      |       |
|--------|----|-----|-----|------|-------|
| Points | In | Off | 2nd | Fast | Bench |
| BC     | 28 | 18  | 11  | 6    | 24    |
| UP     | 24 | 20  | 8   | 20   | 5     |

Last FG - BC 4th-00:54, UP 4th-00:08.  
 Largest lead - BC by 10 4th-06:04, UP by 7 1st-04:29.  
 BC led for 22:01. UP led for 15:09. Game was tied for 02:41.

Score tied - 4 times.  
 Lead changed - 7 times.

>> Game 18 vs. #12 Syracuse

Official Basketball Box Score -- Game Totals -- Final Statistics  
**Syracuse vs Pitt**  
 1/17/19 7:00 pm at Petersen Events Center (Pittsburgh)

**Syracuse 82 • (15-2, 4-0 ACC)**

| #      | Player              | Total |       |      | 3-Ptr |     |     | Rebounds |    |    | PF | TP | A | TO | Blk | Stl | Min |
|--------|---------------------|-------|-------|------|-------|-----|-----|----------|----|----|----|----|---|----|-----|-----|-----|
|        |                     | FG    | FGA   | FT   | FTA   | Off | Def | Tot      |    |    |    |    |   |    |     |     |     |
| 32     | Drummond,Miranda    | f     | 2-8   | 1-6  | 0-2   | 1   | 6   | 7        | 1  | 5  | 0  | 0  | 0 | 2  | 27  |     |     |
| 45     | Strautmene,Digna    | f     | 7-9   | 4-5  | 4-4   | 3   | 0   | 3        | 3  | 22 | 1  | 1  | 1 | 1  | 24  |     |     |
| 22     | Finklea-Guity,Amaya | c     | 1-2   | 0-0  | 0-0   | 0   | 3   | 3        | 1  | 2  | 0  | 3  | 2 | 1  | 16  |     |     |
| 04     | Mangakahia,Tiana    | g     | 5-12  | 1-4  | 3-3   | 0   | 1   | 1        | 0  | 14 | 8  | 4  | 0 | 1  | 26  |     |     |
| 11     | Cooper,Gabrielle    | g     | 2-7   | 2-4  | 0-0   | 4   | 4   | 8        | 2  | 6  | 2  | 0  | 1 | 3  | 27  |     |     |
| 01     | Fox,Raven           | g     | 0-3   | 0-1  | 0-0   | 0   | 3   | 3        | 1  | 0  | 1  | 0  | 0 | 0  | 10  |     |     |
| 03     | Djaldi-Tabdi,Maeva  | g     | 7-7   | 0-0  | 2-3   | 4   | 4   | 8        | 1  | 16 | 0  | 3  | 1 | 0  | 20  |     |     |
| 12     | Lewis,Kiara         | g     | 3-8   | 0-1  | 5-5   | 4   | 2   | 6        | 1  | 11 | 2  | 2  | 0 | 2  | 23  |     |     |
| 21     | Engstler,Emily      | g     | 1-6   | 0-1  | 1-3   | 1   | 6   | 7        | 1  | 3  | 2  | 0  | 3 | 2  | 15  |     |     |
| 23     | Young,Isis          | g     | 1-3   | 1-3  | 0-0   | 0   | 1   | 1        | 1  | 3  | 0  | 0  | 0 | 0  | 7   |     |     |
| 30     | Sissoko,Kadiatou    | g     | 0-1   | 0-0  | 0-0   | 0   | 2   | 2        | 1  | 0  | 0  | 0  | 0 | 0  | 5   |     |     |
| Team   |                     |       |       |      |       | 1   | 1   | 2        |    |    |    |    |   |    |     |     |     |
| Totals |                     |       | 29-66 | 9-25 | 15-20 | 18  | 33  | 51       | 13 | 82 | 16 | 13 | 8 | 12 | 200 |     |     |

|             |      |       |      |        |       |       |      |       |       |       |       |       |       |       |          |   |
|-------------|------|-------|------|--------|-------|-------|------|-------|-------|-------|-------|-------|-------|-------|----------|---|
| 1st - FG %: | 9-17 | 52.9% | 2nd: | 6-14   | 42.9% | 3rd:  | 7-15 | 46.7% | 4th:  | 7-20  | 35.0% | Game: | 29-66 | 43.9% | Deadball |   |
| 3FG %:      | 2-4  | 50.0% | 3-7  | 42.9%  | 3-7   | 42.9% | 1-7  | 14.3% | 9-25  | 36.0% |       |       |       |       | Rebounds | 2 |
| FT %:       | 1-4  | 25.0% | 2-2  | 100.0% | 11-12 | 91.7% | 1-2  | 50.0% | 15-20 | 75.0% |       |       |       |       |          |   |

**Pitt 50 • (9-9, 0-4 ACC)**

| #      | Player          | Total |       |      | 3-Ptr |     |     | Rebounds |    |    | PF | TP | A | TO | Blk | Stl | Min |
|--------|-----------------|-------|-------|------|-------|-----|-----|----------|----|----|----|----|---|----|-----|-----|-----|
|        |                 | FG    | FGA   | FT   | FTA   | Off | Def | Tot      |    |    |    |    |   |    |     |     |     |
| 01     | Garven,Danielle | f     | 2-11  | 0-0  | 3-4   | 1   | 3   | 4        | 2  | 7  | 2  | 3  | 0 | 0  | 30  |     |     |
| 14     | Bradley,Kauai   | f     | 1-6   | 1-4  | 0-2   | 0   | 3   | 3        | 3  | 3  | 2  | 0  | 0 | 0  | 26  |     |     |
| 11     | Judkins,Cara    | c     | 2-5   | 0-0  | 1-2   | 3   | 4   | 7        | 4  | 5  | 0  | 1  | 0 | 1  | 16  |     |     |
| 03     | Whitney,Jasmine | g     | 3-8   | 1-2  | 0-0   | 0   | 2   | 2        | 2  | 7  | 4  | 1  | 0 | 1  | 25  |     |     |
| 04     | Walsh,Cassidy   | g     | 5-10  | 3-8  | 0-0   | 1   | 3   | 4        | 0  | 13 | 2  | 3  | 0 | 0  | 28  |     |     |
| 00     | Knight,Jahsyni  | g     | 1-4   | 0-0  | 1-4   | 0   | 1   | 1        | 3  | 3  | 2  | 4  | 0 | 2  | 25  |     |     |
| 10     | Prapa,Ismini    | g     | 1-1   | 0-0  | 0-0   | 0   | 0   | 0        | 0  | 2  | 2  | 0  | 1 | 0  | 6   |     |     |
| 13     | Nelson,Kyla     | g     | 2-10  | 2-7  | 0-0   | 0   | 2   | 2        | 2  | 6  | 0  | 0  | 0 | 0  | 21  |     |     |
| 22     | Henry,Jaala     | g     | 0-2   | 0-0  | 2-2   | 0   | 1   | 1        | 0  | 2  | 0  | 1  | 0 | 1  | 9   |     |     |
| 32     | Walters,Kalista | g     | 1-1   | 0-0  | 0-0   | 1   | 1   | 2        | 3  | 2  | 0  | 1  | 1 | 3  | 14  |     |     |
| Team   |                 |       |       |      |       | 4   | 2   | 6        |    |    |    |    |   |    |     |     |     |
| Totals |                 |       | 18-58 | 7-21 | 7-14  | 10  | 22  | 32       | 21 | 50 | 13 | 18 | 2 | 7  | 200 |     |     |

|             |      |       |      |       |       |       |      |        |      |       |       |       |       |       |          |   |
|-------------|------|-------|------|-------|-------|-------|------|--------|------|-------|-------|-------|-------|-------|----------|---|
| 1st - FG %: | 7-17 | 41.2% | 2nd: | 5-13  | 38.5% | 3rd:  | 3-15 | 20.0%  | 4th: | 3-13  | 23.1% | Game: | 18-58 | 31.0% | Deadball |   |
| 3FG %:      | 2-7  | 28.6% | 2-5  | 40.0% | 1-5   | 20.0% | 2-4  | 50.0%  | 7-21 | 33.3% |       |       |       |       | Rebounds | 4 |
| FT %:       | 0-2  | 0.0%  | 4-6  | 66.7% | 1-4   | 25.0% | 2-2  | 100.0% | 7-14 | 50.0% |       |       |       |       |          |   |

Officials: Mark Hardcastle, Erika Herriman-Camarota,Brandon Enterline  
 Technical fouls: Syracuse-None. Pitt-None.  
 Attendance: 752

| Score by periods | 1st | 2nd | 3rd | 4th | Total |
|------------------|-----|-----|-----|-----|-------|
| Syracuse         | 21  | 17  | 28  | 16  | 82    |
| Pitt             | 16  | 16  | 8   | 10  | 50    |

|        |    |     |     |      |       |
|--------|----|-----|-----|------|-------|
| Points | In | Off | 2nd | Fast | Bench |
| SU     | 30 | 22  | 26  | 14   | 33    |
| UP     | 10 | 16  | 4   | 6    | 15    |

Last FG - SU 4th-03:00, UP 4th-01:28.  
 Largest lead - SU by 36 4th-03:00, UP by 2 1st-02:39.  
 SU led for 36:37. UP led for 00:35. Game was tied for 02:48.

Score tied - 3 times.  
 Lead changed - 2 times.

>> Game 19 vs. Clemson

Official Basketball Box Score -- Game Totals -- Final Statistics  
**Clemson vs Pitt**  
 1/20/19 2:00 pm at Petersen Events Center (Pittsburgh)

**Clemson 65 • (14-5, 5-1 ACC)**

| #  | Player           | Total |       |     | 3-Ptr |     |     | Rebounds |   |    | PF | TP | A | TO | Blk | Stl | Min |
|----|------------------|-------|-------|-----|-------|-----|-----|----------|---|----|----|----|---|----|-----|-----|-----|
|    |                  | FG    | FGA   | FT  | FTA   | Off | Def | Tot      |   |    |    |    |   |    |     |     |     |
| 44 | Thornton,Kobi    | f     | 4-7   | 0-0 | 1-2   | 3   | 4   | 7        | 3 | 9  | 0  | 2  | 1 | 1  | 30  |     |     |
| 55 | Bennett,Tylar    | c     | 1-1   | 0-0 | 0-2   | 3   | 4   | 7        | 1 | 2  | 3  | 0  | 2 | 0  | 33  |     |     |
| 01 | Thomas,Destiny   | g     | 0-1   | 0-1 | 0-0   | 1   | 1   | 2        | 2 | 0  | 1  | 0  | 0 | 0  | 7   |     |     |
| 05 | Edwards,Danielle | g     | 2-8   | 1-4 | 8-8   | 0   | 0   | 0        | 3 | 13 | 4  | 3  | 0 | 2  | 31  |     |     |
| 20 | Westbrook,Simone | g     | 5-11  | 1-2 | 1-2   | 1   | 6   | 7        | 0 | 12 | 3  | 7  | 0 | 3  | 36  |     |     |
| 10 | Clegg,Camree     | g     | 0-1   | 0-1 | 3-3   | 0   | 0   | 0        | 0 | 3  | 0  | 1  | 1 | 0  | 7   |     |     |
| 11 | Hosendove,Taylor | g     | 2-3   | 0-0 | 0-0   | 1   | 1   | 2        | 2 | 4  | 1  | 1  | 0 | 1  | 10  |     |     |
| 12 | Collier,Aliyah   | g     | 6-15  | 3-7 | 3-4   | 2   | 4   | 6        | 3 | 18 | 1  | 4  | 1 | 3  | 28  |     |     |
| 22 | Purvis,Keniece   | g     | 0-1   | 0-0 | 0-0   | 1   | 0   | 1        | 2 | 0  | 1  | 2  | 0 | 0  | 10  |     |     |
| 32 | Cotton,Chyna     | g     | 2-3</ |     |       |     |     |          |   |    |    |    |   |    |     |     |     |

**>> PITT TEAM HIGHS**

|                       |              |                               |
|-----------------------|--------------|-------------------------------|
| POINTS                | 90           | NEW ORLEANS (11/9/18)         |
|                       | 78           | SAINT FRANCIS (PA) (12/21/18) |
|                       | 78           | vs Tennessee State (11/25/18) |
|                       | 66           | at Duquesne (12/29/18)        |
|                       | 65           | FORDHAM (12/5/18)             |
|                       | 65           | CINCINNATI (11/16/18)         |
| FIELD GOALS MADE      | 35           | NEW ORLEANS (11/9/18)         |
|                       | 31           | SAINT FRANCIS (PA) (12/21/18) |
| FIELD GOAL ATTEMPTS   | 71           | NEW ORLEANS (11/9/18)         |
|                       | 68           | SAINT FRANCIS (PA) (12/21/18) |
| FIELD GOAL PERCENTAGE | .587 (27-46) | vs Tennessee State (11/25/18) |
|                       | .493 (35-71) | NEW ORLEANS (11/9/18)         |
| 3 PT FIELD GOALS MADE | 12           | NEW ORLEANS (11/9/18)         |
|                       | 9            | CLEMSON (1/20/19)             |
|                       | 9            | at Duquesne (12/29/18)        |
| 3 PT FG ATTEMPTS      | 28           | NEW ORLEANS (11/9/18)         |
|                       | 26           | CLEMSON (1/20/19)             |
| 3 PT FG PERCENTAGE    | .615 (8-13)  | vs Tennessee State (11/25/18) |
|                       | .600 (9-15)  | at Duquesne (12/29/18)        |
| FREE THROWS MADE      | 16           | UNCW (12/18/18)               |
|                       | 16           | vs Tennessee State (11/25/18) |
| FREE THROW ATTEMPTS   | 27           | vs Tennessee State (11/25/18) |
|                       | 23           | vs Wisconsin (11/23/18)       |
| FREE THROW PERCENTAGE | .833 (10-12) | FORDHAM (12/5/18)             |
|                       | .789 (15-19) | UCF (11/7/18)                 |
| REBOUNDS              | 48           | vs Arkansas (11/24/18)        |
|                       | 48           | CINCINNATI (11/16/18)         |
| ASSISTS               | 28           | NEW ORLEANS (11/9/18)         |
|                       | 24           | vs Tennessee State (11/25/18) |
| STEALS                | 18           | NEW ORLEANS (11/9/18)         |
|                       | 15           | BOSTON COLLEGE (1/13/19)      |
|                       | 15           | SAINT FRANCIS (PA) (12/21/18) |
| BLOCKED SHOTS         | 8            | SAINT FRANCIS (PA) (12/21/18) |
|                       | 8            | NEW ORLEANS (11/9/18)         |
| TURNOVERS             | 28           | WEST VIRGINIA (12/8/18)       |
|                       | 25           | SAINT FRANCIS (PA) (12/21/18) |
| FOULS                 | 23           | at Notre Dame (01/03/19)      |
|                       | 22           | vs Tennessee State (11/25/18) |

**>> OPPOSING TEAM HIGHS**

|                       |              |                               |
|-----------------------|--------------|-------------------------------|
| POINTS                | 100          | at Notre Dame (01/03/19)      |
|                       | 82           | SYRACUSE (1/17/19)            |
|                       | 77           | WEST VIRGINIA (12/8/18)       |
|                       | 75           | SAINT FRANCIS (PA) (12/21/18) |
|                       | 70           | at Georgetown (11/19/18)      |
| FIELD GOALS MADE      | 34           | at Notre Dame (01/03/19)      |
|                       | 29           | SYRACUSE (1/17/19)            |
| FIELD GOAL ATTEMPTS   | 74           | vs Arkansas (11/24/18)        |
|                       | 68           | at Duquesne (12/29/18)        |
| FIELD GOAL PERCENTAGE | .523 (34-65) | at Notre Dame (01/03/19)      |
|                       | .466 (27-58) | WEST VIRGINIA (12/8/18)       |
| 3 PT FIELD GOALS MADE | 12           | SAINT FRANCIS (PA) (12/21/18) |
|                       | 11           | WEST VIRGINIA (12/8/18)       |
|                       | 11           | FORDHAM (12/5/18)             |
| 3 PT FG ATTEMPTS      | 35           | vs Arkansas (11/24/18)        |
|                       | 33           | SAINT FRANCIS (PA) (12/21/18) |
| 3 PT FG PERCENTAGE    | .471 (8-17)  | at Notre Dame (01/03/19)      |
|                       | .455 (10-22) | at Georgetown (11/19/18)      |
| FREE THROWS MADE      | 24           | at Notre Dame (01/03/19)      |
|                       | 16           | CLEMSON (1/20/19)             |
|                       | 16           | at Northwestern (11/29/18)    |
|                       | 16           | at Georgetown (11/19/18)      |
| FREE THROW ATTEMPTS   | 32           | at Notre Dame (01/03/19)      |
|                       | 23           | SAINT FRANCIS (PA) (12/21/18) |
| FREE THROW PERCENTAGE | .857 (6-7)   | YOUNGSTOWN STATE (11/13/18)   |
|                       | .762 (16-21) | CLEMSON (1/20/19)             |
|                       | .762 (16-21) | at Northwestern (11/29/18)    |
|                       | .762 (16-21) | at Georgetown (11/19/18)      |
| REBOUNDS              | 52           | at Georgetown (11/19/18)      |
|                       | 51           | SYRACUSE (1/17/19)            |
| ASSISTS               | 24           | at Notre Dame (01/03/19)      |
|                       | 18           | WEST VIRGINIA (12/8/18)       |
| STEALS                | 12           | SYRACUSE (1/17/19)            |
|                       | 12           | at Notre Dame (01/03/19)      |
|                       | 12           | UCF (11/7/18)                 |
| BLOCKED SHOTS         | 9            | at Duquesne (12/29/18)        |
|                       | 8            | SYRACUSE (1/17/19)            |
| TURNOVERS             | 29           | NEW ORLEANS (11/9/18)         |
|                       | 27           | SAINT FRANCIS (PA) (12/21/18) |
| FOULS                 | 22           | vs Tennessee State (11/25/18) |
|                       | 21           | SAINT FRANCIS (PA) (12/21/18) |

**>> PITT TEAM LOWS**

|                       |              |                               |
|-----------------------|--------------|-------------------------------|
| POINTS                | 34           | at #8 NC State (01/10/19)     |
|                       | 41           | at Georgetown (11/19/18)      |
|                       | 42           | vs Wisconsin (11/23/18)       |
|                       | 43           | WEST VIRGINIA (12/8/18)       |
|                       | 44           | at Notre Dame (01/03/19)      |
| FIELD GOALS MADE      | 12           | at #8 NC State (01/10/19)     |
|                       | 13           | vs Wisconsin (11/23/18)       |
| FIELD GOAL ATTEMPTS   | 43           | vs Wisconsin (11/23/18)       |
|                       | 45           | UCF (11/7/18)                 |
| FIELD GOAL PERCENTAGE | .222 (12-54) | at #8 NC State (01/10/19)     |
|                       | .258 (16-62) | at Georgetown (11/19/18)      |
| 3 PT FIELD GOALS MADE | 2            | vs Wisconsin (11/23/18)       |
|                       | 2            | vs Arkansas (11/24/18)        |
| 3 PT FG ATTEMPTS      | 9            | vs Arkansas (11/24/18)        |
|                       | 11           | WEST VIRGINIA (12/8/18)       |
| 3 PT FG PERCENTAGE    | .154 (2-13)  | vs Wisconsin (11/23/18)       |
|                       | .222 (2-9)   | vs Arkansas (11/24/18)        |
|                       | .222 (4-18)  | SAINT FRANCIS (PA) (12/21/18) |
| FREE THROWS MADE      | 3            | at Georgetown (11/19/18)      |
|                       | 3            | at Notre Dame (01/03/19)      |
| FREE THROW ATTEMPTS   | 6            | at Georgetown (11/19/18)      |
|                       | 6            | at Notre Dame (01/03/19)      |
| FREE THROW PERCENTAGE | .500 (3-6)   | at Georgetown (11/19/18)      |
|                       | .500 (3-6)   | at Notre Dame (01/03/19)      |
|                       | .500 (7-14)  | SYRACUSE (1/17/19)            |
|                       | .500 (9-18)  | BOSTON COLLEGE (1/13/19)      |
| REBOUNDS              | 30           | at #8 NC State (01/10/19)     |
|                       | 31           | FORDHAM (12/5/18)             |
| ASSISTS               | 4            | at #8 NC State (01/10/19)     |
|                       | 8            | vs Wisconsin (11/23/18)       |
|                       | 8            | WEST VIRGINIA (12/8/18)       |
| STEALS                | 2            | UCF (11/7/18)                 |
|                       | 4            | vs Arkansas (11/24/18)        |
|                       | 4            | vs Tennessee State (11/25/18) |
|                       | 4            | FORDHAM (12/5/18)             |
| BLOCKED SHOTS         | 1            | at Notre Dame (01/03/19)      |
|                       | 1            | at #8 NC State (01/10/19)     |
| TURNOVERS             | 11           | YOUNGSTOWN STATE (11/13/18)   |
|                       | 12           | FORDHAM (12/5/18)             |
|                       | 12           | at #8 NC State (01/10/19)     |
| FOULS                 | 11           | FORDHAM (12/5/18)             |
|                       | 14           | YOUNGSTOWN STATE (11/13/18)   |

**>> OPPOSING TEAM LOWS**

|                       |              |                               |
|-----------------------|--------------|-------------------------------|
| POINTS                | 38           | NEW ORLEANS (11/9/18)         |
|                       | 48           | CINCINNATI (11/16/18)         |
|                       | 49           | at Northwestern (11/29/18)    |
|                       | 54           | vs Arkansas (11/24/18)        |
|                       | 56           | vs Tennessee State (11/25/18) |
|                       | 56           | UNCW (12/18/18)               |
| FIELD GOALS MADE      | 15           | NEW ORLEANS (11/9/18)         |
|                       | 15           | at Northwestern (11/29/18)    |
| FIELD GOAL ATTEMPTS   | 51           | BOSTON COLLEGE (1/13/19)      |
|                       | 51           | CLEMSON (1/20/19)             |
| FIELD GOAL PERCENTAGE | .257 (19-74) | vs Arkansas (11/24/18)        |
|                       | .263 (15-57) | at Northwestern (11/29/18)    |
| 3 PT FIELD GOALS MADE | 1            | NEW ORLEANS (11/9/18)         |
|                       | 2            | CINCINNATI (11/16/18)         |
| 3 PT FG ATTEMPTS      | 8            | NEW ORLEANS (11/9/18)         |
|                       | 15           | CINCINNATI (11/16/18)         |
|                       | 15           | CLEMSON (1/20/19)             |
| 3 PT FG PERCENTAGE    | .125 (1-8)   | NEW ORLEANS (11/9/18)         |
|                       | .125 (3-24)  | vs Tennessee State (11/25/18) |
| FREE THROWS MADE      | 1            | FORDHAM (12/5/18)             |
|                       | 5            | UNCW (12/18/18)               |
| FREE THROW ATTEMPTS   | 2            | FORDHAM (12/5/18)             |
|                       | 7            | YOUNGSTOWN STATE (11/13/18)   |
|                       | 7            | UNCW (12/18/18)               |
| FREE THROW PERCENTAGE | .471 (8-17)  | CINCINNATI (11/16/18)         |
|                       | .500 (1-2)   | FORDHAM (12/5/18)             |
| REBOUNDS              | 26           | UNCW (12/18/18)               |
|                       | 28           | UCF (11/7/18)                 |
|                       | 28           | vs Tennessee State (11/25/18) |
| ASSISTS               | 8            | UCF (11/7/18)                 |
|                       | 8            | NEW ORLEANS (11/9/18)         |
|                       | 8            | vs Tennessee State (11/25/18) |
| STEALS                | 2            | vs Wisconsin (11/23/18)       |
|                       | 3            | FORDHAM (12/5/18)             |
| BLOCKED SHOTS         | 0            | vs Tennessee State (11/25/18) |
|                       | 2            | UNCW (12/18/18)               |
|                       | 2            | SAINT FRANCIS (PA) (12/21/18) |
| TURNOVERS             | 7            | UCF (11/7/18)                 |
|                       | 8            | vs Arkansas (11/24/18)        |
| FOULS                 | 6            | at Notre Dame (01/03/19)      |
|                       | 11           | YOUNGSTOWN STATE (11/13/18)   |

>> INDIVIDUAL HIGHS

|                          |             |  |
|--------------------------|-------------|--|
| Points                   | 23          | Jasmine Whitney at Duquesne (12/29/18)           |
|                          | 23          | Aysia Bugg vs Cincinnati (11/16/18)              |
|                          | 21          | Cassidy Walsh vs NEW ORLEANS (11/9/18)           |
|                          | 20          | Jasmine Whitney vs Boston College (1/13/19)      |
|                          | 20          | Danielle Garven vs Saint Francis (PA) (12/21/18) |
|                          | 20          | Aysia Bugg vs Youngstown State (11/13/18)        |
| Field Goals Made         | 9           | Danielle Garven vs Saint Francis (PA) (12/21/18) |
|                          | 9           | Aysia Bugg vs Cincinnati (11/16/18)              |
| Field Goal Att.          | 19          | Danielle Garven vs Saint Francis (PA) (12/21/18) |
|                          | 18          | Aysia Bugg vs Youngstown State (11/13/18)        |
| FG Pct (min 5 made)      | .778 (7-9)  | Kalista Walters vs Arkansas (11/24/18)           |
|                          | .750 (6-8)  | Cara Judkins vs Tennessee State (11/25/18)       |
| 3-Point FG Made          | 5           | Alayna Gribble vs NEW ORLEANS (11/9/18)          |
|                          | 4           | Jasmine Whitney vs Boston College (1/13/19)      |
|                          | 4           | Kyla Nelson vs NEW ORLEANS (11/9/18)             |
| 3-Point FG Att.          | 10          | Cassidy Walsh vs Clemson (1/20/19)               |
|                          | 10          | Alayna Gribble vs NEW ORLEANS (11/9/18)          |
| 3-Pt FG Pct (min 2 made) | 1.000 (3-3) | Kyla Nelson vs Tennessee State (11/25/18)        |
|                          | 1.000 (2-2) | Jasmine Whitney vs Saint Francis (PA) (12/21/18) |
| Free Throws Made         | 8           | Jasmine Whitney at Duquesne (12/29/18)           |
|                          | 7           | Jasmine Whitney vs UNCW (12/18/18)               |
|                          | 7           | Danielle Garven vs Wisconsin (11/23/18)          |
|                          | 7           | Jasmine Whitney vs UCF (11/7/18)                 |
| Free Throw Att.          | 10          | Danielle Garven vs Wisconsin (11/23/18)          |
|                          | 9           | Jasmine Whitney vs Saint Francis (PA) (12/21/18) |
|                          | 9           | Jasmine Whitney vs UCF (11/7/18)                 |
| FT Pct (min 3 made)      | 1.000 (8-8) | Jasmine Whitney at Duquesne (12/29/18)           |
|                          | 1.000 (6-6) | Jasmine Whitney vs Fordham (12/5/18)             |
|                          | 1.000 (4-4) | Kauai Bradley vs West Virginia (12/8/18)         |
|                          | 1.000 (4-4) | Jasmine Whitney vs Tennessee State (11/25/18)    |
|                          | 1.000 (4-4) | Cassidy Walsh vs Arkansas (11/24/18)             |
|                          | 1.000 (4-4) | Danielle Garven vs Arkansas (11/24/18)           |
|                          | 1.000 (4-4) | Aysia Bugg vs Youngstown State (11/13/18)        |
| Rebounds                 | 13          | Kauai Bradley at Northwestern (11/29/18)         |
|                          | 13          | Cara Judkins vs Cincinnati (11/16/18)            |
| Assists                  | 8           | Aysia Bugg vs NEW ORLEANS (11/9/18)              |
|                          | 7           | Jasmine Whitney vs Clemson (1/20/19)             |
|                          | 7           | Jasmine Whitney vs Tennessee State (11/25/18)    |
| Steals                   | 6           | Cassidy Walsh vs Clemson (1/20/19)               |
|                          | 6           | Jasmine Whitney vs Boston College (1/13/19)      |
| Blocked Shots            | 3           | Kauai Bradley vs Clemson (1/20/19)               |
|                          | 3           | Danielle Garven vs Clemson (1/20/19)             |
|                          | 3           | Kauai Bradley vs Saint Francis (PA) (12/21/18)   |
|                          | 3           | Cara Judkins vs UNCW (12/18/18)                  |
|                          | 3           | Cara Judkins vs West Virginia (12/8/18)          |
|                          | 3           | Kalista Walters vs Fordham (12/5/18)             |
|                          | 3           | Kauai Bradley vs Youngstown State (11/13/18)     |
| Turnovers                | 7           | Kauai Bradley vs Saint Francis (PA) (12/21/18)   |
|                          | 6           | Kauai Bradley vs Clemson (1/20/19)               |
|                          | 6           | Cara Judkins vs Saint Francis (PA) (12/21/18)    |
|                          | 6           | Jasmine Whitney vs West Virginia (12/8/18)       |
|                          | 6           | Danielle Garven vs Arkansas (11/24/18)           |
| Fouls                    | 5           | Kauai Bradley vs Clemson (1/20/19)               |

>> OPPOSING INDIVIDUAL HIGHS

|                          |             |  |
|--------------------------|-------------|--|
| Points                   | 26          | KOVATCH, Jess vs Saint Francis (PA) (12/21/18)   |
|                          | 26          | Martin, Tynice vs West Virginia (12/8/18)        |
|                          | 22          | Strautmene,Digna vs Syracuse (1/17/19)           |
|                          | 21          | ROBERTS,Taylor vs Tennessee State (11/25/18)     |
|                          | 20          | Marina Mabrey at Notre Dame (01/03/19)           |
|                          | 20          | SMOLINSKI, Alison vs Youngstown State (11/13/18) |
| Field Goals Made         | 9           | Martin, Tynice vs West Virginia (12/8/18)        |
|                          | 8           | Marina Mabrey at Notre Dame (01/03/19)           |
|                          | 8           | KOVATCH, Jess vs Saint Francis (PA) (12/21/18)   |
|                          | 8           | Davenport, Naomi vs West Virginia (12/8/18)      |
|                          | 8           | Korneila Wright vs UCF (11/7/18)                 |
| Field Goal Att.          | 23          | TOLEFREE, Alexis vs Arkansas (11/24/18)          |
|                          | 22          | KOVATCH, Jess vs Saint Francis (PA) (12/21/18)   |
| FG Pct (min 5 made)      | 1.000 (7-7) | Djalidi-Tabdi,Maeva vs Syracuse (1/17/19)        |
|                          | .778 (7-9)  | Strautmene,Digna vs Syracuse (1/17/19)           |
|                          | .778 (7-9)  | Guy,Emma vs Boston College (1/13/19)             |
|                          | .778 (7-9)  | Arike Ogunbowale at Notre Dame (01/03/19)        |
| 3-Point FG Made          | 6           | Martin, Tynice vs West Virginia (12/8/18)        |
|                          | 6           | SMOLINSKI, Alison vs Youngstown State (11/13/18) |
| 3-Point FG Att.          | 16          | TOLEFREE, Alexis vs Arkansas (11/24/18)          |
|                          | 11          | VOJINOVIC, Julijana at Duquesne (12/29/18)       |
|                          | 11          | KOVATCH, Jess vs Saint Francis (PA) (12/21/18)   |
|                          | 11          | Holden,Lauren vs Fordham (12/5/18)               |
| 3-Pt FG Pct (min 2 made) | 1.000 (2-2) | Arike Ogunbowale at Notre Dame (01/03/19)        |
|                          | 1.000 (2-2) | TIMBERS, AJ vs Saint Francis (PA) (12/21/18)     |
| Free Throws Made         | 10          | Pallas Kunaiyi-Akpan at Northwestern (11/29/18)  |
|                          | 8           | Edwards,Danielle vs Clemson (1/20/19)            |
| Free Throw Att.          | 11          | Pallas Kunaiyi-Akpan at Northwestern (11/29/18)  |
|                          | 10          | KOVATCH, Jess vs Saint Francis (PA) (12/21/18)   |
| FT Pct (min 3 made)      | 1.000 (8-8) | Edwards,Danielle vs Clemson (1/20/19)            |
|                          | 1.000 (7-7) | ROBERTS,Taylor vs Tennessee State (11/25/18)     |
|                          | 1.000 (5-5) | Lewis,Kiara vs Syracuse (1/17/19)                |
|                          | 1.000 (4-4) | Strautmene,Digna vs Syracuse (1/17/19)           |
|                          | 1.000 (4-4) | Jessica Shepard at Notre Dame (01/03/19)         |
|                          | 1.000 (4-4) | Jordan Nixon at Notre Dame (01/03/19)            |
|                          | 1.000 (4-4) | THOMAS, Haley vs Saint Francis (PA) (12/21/18)   |
|                          | 1.000 (4-4) | Van Leeuwen,Kendra vs Wisconsin (11/23/18)       |
|                          | 1.000 (3-3) | Clegg,Camree vs Clemson (1/20/19)                |
|                          | 1.000 (3-3) | Mangakahia,Tiana vs Syracuse (1/17/19)           |
|                          | 1.000 (3-3) | WHITE, Dionna at Georgetown (11/19/18)           |
| Rebounds                 | 14          | Howard,Marsha vs Wisconsin (11/23/18)            |
|                          | 12          | WHITE, Dionna at Georgetown (11/19/18)           |
| Assists                  | 8           | Mangakahia,Tiana vs Syracuse (1/17/19)           |
|                          | 8           | Gondrezick, Kysre vs West Virginia (12/8/18)     |
| Steals                   | 5           | Pallas Kunaiyi-Akpan at Northwestern (11/29/18)  |
|                          | 4           | TOLEFREE, Alexis vs Arkansas (11/24/18)          |
| Blocked Shots            | 6           | LASS, Kadri-Ann at Duquesne (12/29/18)           |
|                          | 3           | Engstler,Emily vs Syracuse (1/17/19)             |
|                          | 3           | Soule,Taylor vs Boston College (1/13/19)         |
|                          | 3           | Jones,Kayla at #8 NC State (01/10/19)            |
|                          | 3           | Brianna Turner at Notre Dame (01/03/19)          |
|                          | 3           | Jonassen,Megan vs Fordham (12/5/18)              |
|                          | 3           | ADOMAKO, Dorothy at Georgetown (11/19/18)        |

## &gt;&gt; INDIVIDUAL POINTS-REBOUNDS-ASSISTS

**2018-19 Pitt Women's Basketball**  
**Pitt Points-Rebounds-Assists (as of Jan 21, 2019)**  
**All games**

| Opponent           | Date     | Score  |   | 00          | 01          | 02          | 03          | 04          | 10          | 11          |
|--------------------|----------|--------|---|-------------|-------------|-------------|-------------|-------------|-------------|-------------|
|                    |          |        |   | KNIGHT, JAH | GARVEN, DAN | BUGG, AYSIA | WHITNEY, JA | WALSH, CASS | PRAPA, ISMI | JUDKINS, CA |
| UCF                | 11/7/18  | 58-61  | L | DNP         | 4-2-0       | 14-4-2      | 9-4-6       | 11-3-2      | DNP         | 0-4-0       |
| NEW ORLEANS        | 11/9/18  | 90-38  | w | DNP         | 15-8-2      | 4-1-8       | 4-0-4       | 21-0-5      | 2-2-2       | 0-5-1       |
| YOUNGSTOWN STATE   | 11/13/18 | 55-64  | L | DNP         | 0-0-2       | 20-2-2      | 6-4-1       | 8-5-4       | DNP         | 1-3-0       |
| CINCINNATI         | 11/16/18 | 65-48  | w | 0-0-0       | 13-6-0      | 23-2-4      | 4-2-5       | 14-4-2      | 0-1-0       | 4-13-0      |
| at Georgetown      | 11/19/18 | 41-70  | L | 0-0-0       | 4-8-0       | 9-3-1       | 2-3-0       | 11-2-3      | 0-0-1       | 4-4-0       |
| vs Wisconsin       | 11/23/18 | 42-57  | L | 4-0-0       | 15-5-2      | DNP         | 11-3-1      | 4-3-4       | 0-0-0       | 4-9-0       |
| vs Arkansas        | 11/24/18 | 61-54  | w | 6-2-1       | 12-4-4      | DNP         | 6-7-5       | 6-4-1       | 0-0-0       | 8-7-1       |
| vs Tennessee State | 11/25/18 | 78-56  | w | 3-4-3       | 17-2-1      | DNP         | 11-3-7      | 13-2-2      | 0-1-1       | 14-5-1      |
| at Northwestern    | 11/29/18 | 52-49  | w | 3-2-2       | 5-5-3       | DNP         | 10-2-3      | 11-4-2      | DNP         | 4-4-1       |
| FORDHAM            | 12/5/18  | 65-62  | w | 0-0-0       | 16-5-2      | DNP         | 18-3-2      | 3-0-3       | 2-0-0       | 8-8-1       |
| WEST VIRGINIA      | 12/8/18  | 43-77  | L | 4-4-1       | 8-3-1       | DNP         | 0-2-2       | 9-4-1       | 0-0-0       | 12-9-1      |
| UNCW               | 12/18/18 | 60-56  | w | 1-1-1       | 7-3-3       | DNP         | 7-7-5       | 15-8-5      | DNP         | 16-7-0      |
| SAINT FRANCIS (PA) | 12/21/18 | 78-75  | w | 0-1-3       | 20-9-3      | DNP         | 17-2-4      | 12-6-2      | DNP         | 6-5-0       |
| at Duquesne        | 12/29/18 | 66-58  | w | 1-1-0       | 7-5-2       | DNP         | 23-4-6      | 14-3-1      | 0-0-0       | 10-11-1     |
| at Notre Dame      | 01/03/19 | 44-100 | L | 2-1-1       | 7-4-2       | DNP         | 9-1-4       | 6-3-1       | 0-0-1       | 0-4-0       |
| at #8 NC State     | 01/10/19 | 34-63  | L | 0-1-0       | 2-1-0       | DNP         | 5-4-2       | 5-6-0       | 2-0-0       | 6-5-0       |
| BOSTON COLLEGE     | 1/13/19  | 55-59  | L | 0-1-1       | 11-4-2      | DNP         | 20-5-4      | 8-6-3       | DNP         | 5-5-0       |
| SYRACUSE           | 1/17/19  | 50-82  | L | 3-1-2       | 7-4-2       | DNP         | 7-2-4       | 13-4-2      | 2-0-0       | 5-7-0       |
| CLEMSON            | 1/20/19  | 59-65  | L | 0-1-0       | 9-2-2       | DNP         | 10-5-7      | 10-4-4      | DNP         | 7-4-0       |

| Opponent           | Date     | Score  |   | 13          | 14          | 22          | 23          | 32          |
|--------------------|----------|--------|---|-------------|-------------|-------------|-------------|-------------|
|                    |          |        |   | NELSON, KYL | BRADLEY, KA | HENRY, JAAL | GRIBBLE, AL | WALTERS, KA |
| UCF                | 11/7/18  | 58-61  | L | 7-6-1       | 9-3-2       | 0-0-0       | DNP         | 4-5-0       |
| NEW ORLEANS        | 11/9/18  | 90-38  | w | 12-2-1      | 3-7-2       | 5-6-1       | 17-1-2      | 7-9-0       |
| YOUNGSTOWN STATE   | 11/13/18 | 55-64  | L | 3-1-1       | 4-3-4       | 0-0-0       | 3-4-0       | 10-7-1      |
| CINCINNATI         | 11/16/18 | 65-48  | w | 0-3-0       | 0-2-1       | 0-0-0       | 5-6-0       | 2-4-0       |
| at Georgetown      | 11/19/18 | 41-70  | L | 6-1-2       | 0-0-1       | 0-1-0       | 3-3-0       | 2-4-1       |
| vs Wisconsin       | 11/23/18 | 42-57  | L | 3-2-1       | 1-1-0       | 0-0-0       | DNP         | 0-5-0       |
| vs Arkansas        | 11/24/18 | 61-54  | w | 3-2-1       | 5-4-1       | 0-1-0       | DNP         | 15-7-3      |
| vs Tennessee State | 11/25/18 | 78-56  | w | 9-2-3       | 7-10-1      | 1-0-0       | DNP         | 3-6-5       |
| at Northwestern    | 11/29/18 | 52-49  | w | 10-3-1      | 7-13-0      | DNP         | DNP         | 2-2-0       |
| FORDHAM            | 12/5/18  | 65-62  | w | 3-1-0       | 13-5-0      | 2-1-0       | DNP         | 0-4-2       |
| WEST VIRGINIA      | 12/8/18  | 43-77  | L | 4-1-1       | 6-6-1       | 0-1-0       | DNP         | 0-0-0       |
| UNCW               | 12/18/18 | 60-56  | w | 11-1-1      | 1-4-0       | 0-0-0       | DNP         | 2-3-0       |
| SAINT FRANCIS (PA) | 12/21/18 | 78-75  | w | 8-4-2       | 8-8-5       | 5-1-0       | DNP         | 2-1-0       |
| at Duquesne        | 12/29/18 | 66-58  | w | 6-6-0       | 5-2-0       | DNP         | DNP         | 0-6-2       |
| at Notre Dame      | 01/03/19 | 44-100 | L | 6-1-1       | 8-2-1       | 2-5-0       | DNP         | 4-9-1       |
| at #8 NC State     | 01/10/19 | 34-63  | L | 6-0-1       | 8-3-1       | 0-2-0       | DNP         | 0-3-0       |
| BOSTON COLLEGE     | 1/13/19  | 55-59  | L | 5-3-0       | 6-7-2       | 0-0-0       | DNP         | 0-0-0       |
| SYRACUSE           | 1/17/19  | 50-82  | L | 6-2-0       | 3-3-3       | 2-1-0       | DNP         | 2-2-0       |
| CLEMSON            | 1/20/19  | 59-65  | L | 6-1-3       | 17-6-1      | 0-0-0       | DNP         | 0-4-0       |

>> TV/RADIO ROSTER




0

**JAHSYNI KNIGHT** | G | FR | 5-8  
Perth Amboy, N.J. | Rutgers Prep




1

**DANIELLE GARVEN** | F | SR | 6-1  
Toronto, Ontario | Chipola College



2

**AYSIA BUGG** | G | R-SR | 5-7  
Chicago, Ill. | Bolingbrook HS



3

**JASMINE WHITNEY** | G | JR | 5-9  
Centreville, Va. | Paul VI HS



4

**CASSIDY WALSH** | G | SR | 5-7  
Pittsburgh, Pa. | Seton-La Salle HS



10

**ISMINI PRAPA** | G | FR | 5-7  
Athens, Greece | American Community School of Athens



11

**CARA JUDKINS** | C | SO | 6-2  
Bethesda, Md. | Our Lady of Good Counsel



12

**TEHYA LYONS** | G | FR | 5-7  
Norcross, Ga. | Norcross HS



13

**KYLA NELSON** | G | SO | 5-11  
Worthing, England | Oaklands College



14

**KAUAI BRADLEY** | G/F | SR | 6-0  
Chicago, Ill. | Marian Catholic HS



20

**PIKA RODRIGUEZ** | G | SO | 5-11  
Hartford, Conn. | Capital Prep Magnet School



22

**JAALA HENRY** | F | SO | 6-3  
Riverdale, Md. | National Christian Academy



23

**ALAYNA GRIBBLE** | G | JR | 6-0  
Pittsburgh, Pa. | Norwin HS



32

**KALISTA WALTERS** | C | SR | 6-1  
Fleetwood, Pa. | Bethlehem Catholic HS




**LANCE WHITE**  
HEAD COACH | FIRST SEASON



**DANIELLE ATKINSON**  
ASSOCIATE HEAD COACH | FIRST SEASON



**TERRI MITCHELL**  
ASSOCIATE HEAD COACH | FIRST SEASON



**JOSH PETERSEN**  
ASSISTANT COACH | FIRST SEASON