

2017-18 MEN'S BASKETBALL GAME NOTES



23

Pitt (8-14, 0-9 ACC) at Miami (15-5, 4-4 ACC)

**Wednesday, Jan. 31, 2018 • 7:00 p.m. • RSN
Coral Gables, Fla. • Watsco Center**

2017-18 SCHEDULE

Shoot Down Cancer Exhibition Game
presented by UPMC Hillman Cancer Center

N. 4 SLIPPERY ROCK [EXH] W, 71-59

Veterans Classic

N. 10 at Navy (CBSSN) L, 71-62

Legends Classic

N. 13 MONTANA (ACCN EXTRA) L, 83-78 •

N. 15 UC SANTA BARBARA (ACCN EXTRA) W, 70-62

N. 20 vs. Penn State + (ESPN3) L, 85-54

N. 21 vs. Oklahoma State + (ESPN3) L, 73-67

N. 25 LEHIGH (ACCN EXTRA) W, 80-68

N. 28 HIGH POINT (ACCN EXTRA) W, 71-63

D. 1 vs. Duquesne & (Stadium) W, 76-64

D. 5 MOUNT ST. MARY'S (ACCN EXTRA) W, 82-78 •

Backyard Brawl presented by EQT Corporation

D. 9 [-/18] WEST VIRGINIA (ESPN2) L, 69-60

D. 16 MCNEESE STATE (ACCN EXTRA) W, 72-51

D. 19 DELAWARE STATE (ACCN EXTRA) W, 74-68

D. 22 TOWSON (ACCN EXTRA) W, 63-59

D. 30 * [-/15] MIAMI [FLA.] (ACCN) L, 67-53

J. 2 * at Louisville (ESPN3) L, 77-51

J. 6 * at Virginia Tech (ACCN) L, 81-67

J. 10 * [-/7] DUKE (ESPN2) L, 87-52

J. 13 * GEORGIA TECH (ACCN) L, 69-54

J. 16 * at Syracuse (RSN) L, 59-45

J. 20 * at [-/5] Duke (ACCN) L, 81-54

J. 24 * NC STATE (RSN) L, 72-68

J. 27 * SYRACUSE (ACCN) L, 60-55

J. 31 * at Miami [Fla.] (RSN) 7 pm

F. 3 * at North Carolina (ACCN) 8 pm

F. 8 * at Clemson (RSN) 7 pm

F. 11 * LOUISVILLE (ACCN) 1 PM

F. 13 * BOSTON COLLEGE (ESPN3) 7 PM

F. 18 * at Florida State (ESPN3) 6 pm

F. 21 * WAKE FOREST (RSN) 9 PM

F. 24 * VIRGINIA (ESPN3) 4 PM

F. 28 * at Notre Dame (ESPN3) 7 pm

ACC Tournament

M. 6-10 ACC Tournament + (ESPN/ACCN) TBD

+ - Barclays Center

& - PPG Paints Arena

* Denotes ACC contest

All Game times are Eastern Time Zone

HOME GAMES IN BOLD CAPS

• Overtimes

PITT INFORMATION

Pitt



Panthers

Record (ACC) 8-14 (0-9)

AP / Coaches Polls nr / nr

Last Game L, 60-55 vs. Syracuse (1/27)

Head Coach Kevin Stallings (Purdue, '82)

Pitt Record 24-31 (Second Season)

Career Record 479-314 (25th Season)

vs. Miami [Fla.] 0-2

OPPONENT INFORMATION

Miami



Hurricanes

Record (ACC) 15-5 (4-4)

AP / Coaches Polls nr / nr

Last Game L, 103-94 at Florida State (1/27)

Head Coach Jim Larranaga (Providence, '71)

Miami [Fla.] Record 154-74 (Seventh Season)

Career Record 624-408 (34th Season)

BROADCAST INFORMATION

RSN (AT&T SportsNet in Pittsburgh)

Play-by-Play: Wes Durham

Analyst: Mike Gminski

Pitt IMG Sports Network (Flagship - 93.7 The Fan)

Play-by-Play: Bill Hillgrove

Analyst: Curtis Aiken

WatchESPN <http://es.pn/2DZfkZE>

Sirius/XM 134 / 193

PITT PANTHERS AVERAGES

No.	Name (Ht., Wt., Yr.)	Pos.	PPG	RPG	APG	Notables
0	♦ Jared Wilson-Frame (6-5, 200, Jr.)	G/F	12.8	3.8	1.2	20.0 ppg. & 8.5 rpg. over the past 2 games
1	♦ Parker Stewart (6-5, 190, Fr.)	G	8.2	2.7	0.9	shares team lead with 42 three-point field goals
2	Jonathan Milligan (6-2, 170, R-Sr.)	G	5.3	1.1	1.4	4 double-figure scoring games
3	Malik Ellison (6-6, 215, Jr.)	G	-	-	-	will sit out 2017-18 due to NCAA transfer rules
4	Ryan Luther (6-9, 225, Sr.)	F	12.7	10.1	2.8	will miss remainder of the season with foot injury
5	♦ Marcus Carr (6-1, 185, Fr.)	G	10.4	2.8	4.1	team-high .864 [57-of-66] free throw percentage
12	Joe Mascaro (5-10, 170, Jr.)	G	0.0	0.0	0.5	first career assist vs. McNeese State (12/16)
13	♦ Khameron Davis (6-4, 195, Fr.)	G	5.1	2.9	1.0	.500 [21-of-42] three-point field goal percentage
15	♦ Kene Chukwuka (6-9, 215, So.)	F/C	2.8	2.7	0.9	4.7 points per game over the past 6 contests
21	Terrell Brown (6-10, 240, Fr.)	F/C	3.0	3.0	0.6	2.1 blocks per game in ACC play
22	Anthony Starzynski (6-3, 180, So.)	G	0.0	0.0	0.0	has appeared in 2 games
23	Shamuel Stevenson (6-6, 230, Fr.)	G/F	8.8	4.9	1.2	team-high .515 [67-of-130] field goal percentage
24	Samson George (6-7, 220, Fr.)	F	1.2	1.3	0.1	has appeared in 9 games
33	Monty Boykins (6-5, 195, Fr.)	G	1.6	0.6	0.1	9 points vs. Georgia Tech (1/13)
35	Zach Smith (6-3, 200, R-Sr.)	G	0.0	0.3	0.0	has appeared in 4 games
42	Peace Illegomah (6-9, 235, Fr.)	C	0.9	1.1	0.2	season-high 4 points vs. NC State (1/24)

♦ - previous game starter

THE OPENING TIP

• Pitt (8-14, 0-9) opens a three-game road swing at Miami (15-5, 4-4) Wednesday, Jan. 31 at the Watsco Center. The game will be broadcast on the Regional Sports Network (AT&T SportsNet in Pittsburgh) and is scheduled to tipoff at 7 p.m.

• The Panthers have used 15 different starting lineups this season, the most in the NCAA. Freshmen have combined to make 67 starts on the year.

• Pitt has dropped nine consecutive games, tied for the third longest streak in program history. The Panthers have lost 10 consecutive games twice (Dec. 7, 1968 - Jan. 22, 1969 and Feb. 5, 1993 - March 10, 1993) in program history.

LAST TIME OUT

• Pitt dropped a hard-fought battle to Syracuse, 60-55, Saturday at the Petersen Events Center. The Panthers shot a season-low 27.7 percent (18-of-65) from the field in the contest.

• Pitt started the game 6-of-9 (.667) from the field and led by eight [14-6] with 13:39 remaining in the first half before going through a scoring drought. The Panthers trailed 22-20 at the half following a buzzer-beating three-point field goal by Marcus Carr.

• Jared Wilson-Frame recorded his first career double-double with 18 points and a season-high 13 rebounds. He also added a season-best three steals in the loss.

• Marcus Carr also delivered a double-double with 16 points and 12 assists. He scored or assisted on 16 of Pitt's 18 made field goals in the game.

• Terrell Brown had a season-high six blocks to go along with six rebounds in the contest.

@Pitt_MBB

Matt Plizga, Assistant Athletic Director of Media Relations
mplizga@athletics.pitt.edu | O: 412-648-8242 C: 919-812-0882

BY THE NUMBERS

- Pitt has started three or more freshmen in a game 14 times, including each of the past 12 contests. Freshmen have combined to make 67 starts as **Marcus Carr** (19), **Khameron Davis** (14), **Shamuel Stevenson** (11), **Parker Stewart** (11), **Terrell Brown** (10) and **Peace Ilegomah** (2) have each made starts this season.
- Pitt has dropped 13 consecutive ACC regular season contests. The Panthers last regular season conference win was an 80-66 decision over No. 17 Florida State Feb. 18, 2017.
- The Panthers have lost seven consecutive ACC road contests. Pitt's last conference road win was an 83-72 decision at Boston College Feb. 8, 2017.
- **Marcus Carr** scored or assisted on 16 of the Panthers 18 made field goals against Syracuse. He either scored or recorded an assist on 47 of the team's 55 points scored in the game. Carr finished the game with 16 points and a season-high 12 assists.
- **Jared Wilson-Frame** leads the team in scoring at 12.8 points per game and shares the team lead in three-point field goals with 42. He has scored in double figures 15 times and made three or more three-point field goals in a game seven times. Wilson-Frame is averaging 20.0 points and 8.5 rebounds per game over the past two contests.
- **Parker Stewart** has scored in double figures in six of nine ACC contests and is averaging 10.8 points per game in league play. He ranks seventh in the ACC in three-point percentage (.418) and tied for seventh in three-point field goals (2.56 3pg.) in conference play.

DID YOU KNOW???

- Oklahoma freshman Trae Young currently leads the NCAA in scoring (29.6 ppg.) and assists (9.6 apg.). Pitt radio analyst **Dick Groat** is the only player in NCAA history to lead the country in both categories in the same season. Groat averaged 26.0 points and 7.6 assists per game at Duke during the 1951-52 season en route to earning National Player of the Year honors.

- **Marcus Carr** leads Pitt in minutes played (640), starts (19), free throw percentage (.864), assists (91) and steals (16). He has scored in double figures 11 times and ranks ninth among ACC freshmen in scoring at 10.4 points per game.
- **Jared Wilson-Frame** had a string of 23 consecutive made free throws snapped against Syracuse. He ranks second in conference play in free throw percentage (.958 - 23-of-24).
- **Parker Stewart** is 39-of-98 (.398) from beyond the three-point arc and has made two or more threes in 11 of the past 17 contests. Stewart ranks second among ACC freshmen with 42 three-point field goals on the season.
- **Terrell Brown** leads the Panthers with 28 blocked shots and is tied for eighth in the ACC with 2.1 blocks per game in conference play. **Steven Adams** (2013) was the last Pitt freshman to lead the team in blocks.
- **Shamuel Stevenson** came off the bench to score a game-high 16 points on 6-of-9 shooting from the field in the first meeting between the two teams. Stevenson leads the team in field goal percentage (.515) and has scored in double figures nine times on the season.
- Pitt's freshman class has accounted for 66.2 percent (372-of-562) of the team's scoring over the past 10 games. The group has 15 of Pitt's 21 double-figure scoring games in that span.
- The Panthers are shooting 47.5 percent (197-of-415) from the field, 37.1 percent (75-of-202) from three-point range and 72.1 percent (119-of-165) from the foul line in their eight wins. In contrast, Pitt has shot just 38.6 percent (278-of-720) from the field, 29.5 percent (95-of-322) from three-point range and 69.5 percent (169-of-243) from the foul line in its losses.
- Pitt has limited its past two opponents to 34.4 percent (43-of-125) shooting from the field, including 24.0 percent (12-of-50) from beyond the three-point arc.
- The Panthers current nine-game losing streak is the second longest in conference play in program history. Pitt dropped 13 consecutive Big East games from Feb. 8, 1993 - Jan. 18, 1994.

STATS COMPARISON

	Pitt	Miami
Points	64.0	75.2
Opp. Points	70.3	65.7
Rebounds	33.2	36.2
Opp. Rebounds	36.8	34.8
Off. Rebounds	8.1	10.0
Opp. Off. Rebounds	12.5	10.4
Field Goal Pct.	.419	.471
Opp. Field Goal Pct.	.427	.403
Three-Point Pct.	.324	.364
Opp. Three-Point Pct.	.320	.308
Three-Point FGs	7.7	7.6
Opp. Three-Point FGs	7.1	6.2
Free Throw Pct.	.706	.648
Opp. Free Throw Pct.	.675	.729
Free Throws Made	13.1	10.9
Opp. Free Throws Made	11.8	12.1
Personal Fouls	17.3	16.5
Assists	12.8	13.7
Opp. Assists	14.3	11.9
Turnovers	14.7	11.9
Opp. Turnovers	11.3	13.8
Blocked Shots	3.8	4.4
Opp. Blocked Shots	4.4	3.3
Steals	4.7	7.0
Opp. Steals	7.5	6.0

THE SERIES HISTORY

All-Time Record	Pitt trails 20-18
Under Kevin Stallings	Pitt trails 2-0
At Watsco Center	Pitt leads 2-1
In Coral Gables	Pitt trails 11-7
In ACC play	Pitt trails 4-1
Streak	Pitt L, 4
Last 10 Meetings	Series tied 5-5
Last Meeting	No. 15 Miami 67, Pitt 53 (12/30/17)

• The last three meetings at the Watsco Center have been decided by a combined 10 points with two of the three contest going into overtime.

CARR DRIVING PANTHERS

- **Marcus Carr leads the Panthers in starts (19), minutes played (640), assists (91), steals (16), made free throws (57) and free throw percentage (.864).**
- **Carr has two games with double digit assists, becoming just the third true freshman in Pitt history with two or more games with 10 or more assists.**

Pitt I Freshman Assists Leaders

Player, Year	Games	Assists	APG.
Sean Miller, 1988	33	180	5.8
Brandin Knight, 2000	28	154	5.4
Ricardo Greer, 1998	27	117	4.3
James Robinson, 2013	33	116	3.5
Carl Krauser, 2003	32	93	2.9
Marcus Carr, 2018	22	91	4.1



MARCUS CARR

TOP TEAMS SINCE 2001-02

• Pitt is one of the top programs in terms of wins and winning percentage in the country since the start of the 2001-02 season.

NCAA • Top Winning Pct since 2001-02 Season

Rk	Team	2017-18	2001-P	PCT
1.	Kansas	18-4	497-104	.827
2.	Gonzaga	19-4	470-101	.823
3.	Duke	19-3	482-110	.814
4.	Kentucky	16-5	458-135	.772
5.	Louisville	16-5	436-148	.747
6.	Memphis	13-8	430-148	.744
7.	North Carolina	16-6	441-157	.737
8.	Florida	15-6	428-155	.734
9.	Arizona	18-4	420-154	.732
10.	Wisconsin	10-13	417-156	.728
11.	Syracuse	15-6	423-159	.727
12.	Pitt	8-14	409-165	.713
13.	Ohio State	18-5	410-167	.711
14.	Michigan State	20-3	416-170	.710
15.	Connecticut	11-10	402-173	.699

NCAA • Most Wins since 2001-02 Season

Rk	Team	Wins
1.	Kansas	497
2.	Duke	482
3.	Gonzaga	470
4.	Kentucky	458
5.	North Carolina	441
6.	Louisville	436
7.	Memphis	430
8.	Florida	428
9.	Syracuse	423
10.	Arizona	420
11.	Wisconsin	417
12.	Michigan State	416
13.	Ohio State	410
14.	Pitt	409
15.	Connecticut	402

through Jan. 29

HOME COURT ADVANTAGE

• Pitt has compiled a 240-48 (.833) record, including a 142-7 (.953) ledger in non-conference play, at the Petersen Events Center.
• Pitt is 23-20 (.535) versus teams ranked in the top 25 of the AP Poll at the Petersen Events Center, with a 14-6 (.700) mark against top-10 teams and a 9-1 (.900) ledger versus teams ranked in the top-5 nationally.

NCAA • Homecourt Wins since 2002-03 Season

Rk	Team	Wins
1.	Kansas	249
2.	Memphis	246
3.	Syracuse	243
4.	Pitt	240
5.	Duke	238

NCAA • Homecourt Winning Pct. since 2002-03 Season

Rk	Team	Wins	Losses	PCT
1.	Kansas	249	14	.947
2.	Duke	238	18	.930
3.	Gonzaga	200	18	.917
4.	Kentucky	235	27	.897
5.	Michigan State	225	26	.896
6.	Wisconsin	230	32	.878
7.	North Carolina	213	31	.873
8.	Memphis	246	37	.869
9.	Florida	220	35	.863
10.	Pitt	240	48	.833

through Jan. 29

STALLINGS ON THE ACTIVE WINS LIST

• Head coach Kevin Stallings, in his 25th season manning the sidelines, has won 479 games - 32nd-most wins among active NCAA Division I coaches.
• Stallings has led his teams to 12 seasons with 20 or more wins and 16 postseason appearances, including nine NCAA Tournament bids.

NCAA Active Coaches • Most Wins

Rk	Coach, Current Team	Wins
24.	Jay Wright, Villanova	528
25.	Bruce Pearl, Auburn	526
26.	Larry Eustachy, Colorado State	523
27.	Mark Few, Gonzaga	522
28.	John Giannini, La Salle	501
29.	Bob Hoffman, Mercer	499
30.	Leonard Hamilton, Florida State	498
31.	Mike Brey, Notre Dame	494
32.	Kevin Stallings, Pitt	479
33.	Ron Cottrell, Houston Baptist	474
34.	Gregg Marshall, Wichita State	472
35.	Eddie Payne, USC Upstate	465

through Jan. 29

ACADEMIC ACHIEVEMENT

• The University of Pittsburgh men's basketball team posted the best semester team GPA in program history with a combined GPA of 3.32 for the fall of 2017. Making Pitt's academic achievements even more impressive is the fact that the roster is comprised of 11 scholarship newcomers, including seven true freshmen.
• The Pitt basketball program saw 15 student-athletes post a 3.0 or better for the fall 2017 semester, including eight players who recorded GPAs of 3.4 or higher.

LUTHER TO MISS REMAINDER OF THE SEASON

• **Ryan Luther** will miss the remainder of the 2017-18 season with a stress reaction in his right foot. Luther was leading the team in double-doubles (four), double-figure scoring games (eight), scoring (12.7 ppg.), rebounding (10.1 rpg.), blocks (seven) and steals (16), while also ranking second in assists (28) prior to the injury.
• Luther led the team in rebounding nine times and grabbed eight or more boards in all 10 contests played.
• Luther scored in double-figures, grabbed eight or more rebounds and dished out four or more assists in a game four times this season.
• Luther grabbed a career-high 16 rebounds, including eight offensive boards, in an overtime win over Mount St. Mary's.
• Luther missed 12 games last season with a stress fracture in his right foot.
• Luther grabbed three or more offensive rebounds in a game six times this season. He had seven offensive rebounds against Montana and set a career-high with eight offensive boards in a win over Mount St. Mary's.
• Luther will apply for a medical hardship and look to return to the floor next season for the Panthers. He has 451 points and 300 rebounds in 86 career games (12 starts).

Ryan Luther • Scoring / Rebounding / Assist Increases

Year	GP/GS	PPG	RPG	APG
2016-17	21/2	5.7	3.9	0.7
2017-18	10/10	12.7	10.1	2.8
		+7.0	+6.2	+2.1

PITT SEASON & CAREER TOTALS

	2017-18	Career
Double-Figure Scoring Games		
Jared Wilson-Frame	15 (6-9)	15 (6-9)
Marcus Carr	11 (4-7)	11 (4-7)
Parker Stewart	10 (4-6)	10 (4-6)
Shamiel Stevenson	9 (3-6)	9 (3-6)
Ryan Luther	8 (4-4)	17 (11-6)
Jonathan Milligan	4 (4-0)	5 (5-0)
Khameron Davis	2 (2-0)	2 (2-0)
Terrell Brown	1 (1-0)	1 (1-0)

20+ Point Games		
Jared Wilson-Frame	3 (0-3)	3 (0-3)
Marcus Carr	1 (1-0)	1 (1-0)
Parker Stewart	1 (0-1)	1 (0-1)
Ryan Luther	-	1 (1-0)

10+ Rebound Games		
Ryan Luther	5 (3-2)	6 (4-2)
Jared Wilson-Frame	1 (0-1)	1 (0-1)

10+ Assist Games		
Marcus Carr	2 (0-2)	2 (0-2)

Double-Doubles		
Ryan Luther	4 (2-2)	5 (3-2)
Marcus Carr	2 (0-2)	2 (0-2)
Jared Wilson-Frame	1 (0-1)	1 (0-1)

3+ Three-Point FG Games		
Jared Wilson-Frame	7 (2-5)	7 (2-5)
Parker Stewart	6 (2-4)	6 (2-4)
Marcus Carr	4 (2-2)	4 (2-2)
Khameron Davis	2 (1-1)	2 (1-1)
Ryan Luther	1 (1-0)	2 (2-0)
Jonathan Milligan	-	1 (1-0)

Scoring Leaders		
Jared Wilson-Frame	10 (3-7)	10 (3-7)
Ryan Luther	3 (2-1)	5 (2-3)
Shamiel Stevenson	4 (0-4)	4 (0-4)
Parker Stewart	4 (1-3)	4 (1-3)
Marcus Carr	2 (2-0)	2 (2-0)
Jonathan Milligan	2 (2-0)	2 (2-0)
Monty Boykins	1 (0-1)	1 (0-1)

Rebounding Leaders		
Ryan Luther	9 (5-4)	13 (8-5)
Shamiel Stevenson	9 (2-7)	9 (2-7)
Parker Stewart	3 (1-2)	3 (1-2)
Terrell Brown	2 (0-2)	2 (0-2)
Kene Chukwuka	2 (0-2)	2 (0-2)
Khameron Davis	2 (0-2)	2 (0-2)
Jared Wilson-Frame	2 (1-1)	2 (1-1)
Marcus Carr	1 (0-1)	1 (0-1)

Assists Leaders		
Marcus Carr	17 (5-12)	17 (5-12)
Ryan Luther	3 (2-1)	4 (3-1)
Jonathan Milligan	3 (2-1)	4 (2-2)
Shamiel Stevenson	4 (1-3)	4 (1-3)
Parker Stewart	2 (0-2)	2 (0-2)
Jared Wilson-Frame	2 (0-2)	2 (0-2)
Terrell Brown	1 (1-0)	1 (1-0)
Kene Chukwuka	1 (1-0)	1 (1-0)

Record in such games in ()

STREAKS

Overall	Lost 9
Unranked teams anywhere	Lost 6
Ranked teams anywhere	Lost 7
Home	Lost 5
Home ACC	Lost 6
Home non-conference	Won 3
Home unranked non-conference	Won 7
Home ranked teams	Lost 4
Home unranked teams	Lost 3
Road	Lost 8
Road ACC	Lost 7
Road ranked teams	Lost 13
Road unranked teams	Lost 6
Neutral	Won 1
Neutral ranked teams	Lost 5
Neutral unranked teams	Won 1

Consecutive Made Free Throws (active streak)

Marcus Carr	6
Khameron Davis	5
Parker Stewart	4
Shamiel Stevenson	4
Terrell Brown	4
Jonathan Milligan	4
Monty Boykins	3
Peace Ilegomah	3
Marcus Carr	1
Samson George	1

Consecutive Games with a Three-Point Field Goal

Khameron Davis	3
Jared Wilson-Frame	2
Shamiel Stevenson	2
Marcus Carr	1
Parker Stewart	1
Ryan Luther	1

Games Played	2017-18	Career
Ryan Luther	10 (5-5)	86 (53-33)
Jonathan Milligan	22 (8-14)	53 (23-30)
Marcus Carr	22 (8-14)	22 (8-14)
Khameron Davis	22 (8-14)	22 (8-14)
Shamiel Stevenson	22 (8-14)	22 (8-14)
Parker Stewart	22 (8-14)	22 (8-14)
Jared Wilson-Frame	22 (8-14)	22 (8-14)
Kene Chukwuka	21 (8-13)	21 (8-13)
Terrell Brown	21 (8-13)	21 (8-13)
Peace Ilegomah	16 (6-10)	16 (6-10)
Monty Boykins	14 (5-9)	14 (5-9)
Zach Smith	4 (2-2)	12 (5-7)
Samson George	9 (3-6)	9 (3-6)
Joe Mascaro	2 (2-0)	2 (2-0)
Anthony Starzynski	2 (2-0)	2 (2-0)

Starts

	Consecutive	Career
Marcus Carr	18 (7-11)	19 (7-12)
Jared Wilson-Frame	2 (0-2)	17 (8-9)
Khameron Davis	4 (0-4)	14 (3-11)
Ryan Luther	-	12 (6-6)
Shamiel Stevenson	-	11 (5-6)
Parker Stewart	10 (1-9)	11 (1-10)
Terrell Brown	-	10 (3-7)
Jonathan Milligan	-	9 (5-4)
Kene Chukwuka	5 (0-5)	8 (2-6)
Peace Ilegomah	-	2 (1-1)

Record in such games at Pitt in ()

STEWART FINDING HIS RANGE

• Parker Stewart has rebounded from a slow start to the season to raise his scoring average to 8.2 points per game. In ACC play, he has extended his scoring output to 10.8 points per game.

• Stewart is seventh in the ACC in three-point percentage (.418) and tied for seventh in three-point field goals (2.56 3pg.) in conference play.

• Stewart is shooting 39.8 percent (39-of-98) from beyond the arc over the past 17 games. He was 3-of-17 (.176) from beyond the arc in the first five games of the season.

• Stewart has made two or more threes in a game 11 times, including a Pitt freshman-record seven treys at Syracuse Jan. 16.

• Stewart has scored in double figures in seven of the past 10 contests and 10 times overall on the season.

• Stewart scored a season-high 23 points, tied for 11th-most in a game by a Pitt freshman, at Syracuse. He was 8-of-14 from the field and set Pitt freshman-records for threes (7) and three-point field goal attempts (13) in the contest.

• Stewart ranks fourth all-time among Pitt freshmen with 42 three-point field goals. He is one made three-point field goal away from matching Julius Page and Ronald Ramon for second in the record books.

ACC • Three-Point Field Goal PCT • Conference Play

Rk	Player, Team	Pct
1.	Gary Trent, Duke	.493 [37-of-75]
2.	Jerome Robinson, Boston College	.489 [22-of-45]
3.	Jordan Chatman, Boston College	.479 [23-of-48]
4.	Devon Hall, Virginia	.450 [18-of-40]
5.	Frank Howard, Syracuse	.426 [20-of-47]
6.	Ty Jerome, Virginia	.419 [18-of-43]
7.	Parker Stewart, Pitt	.418 [23-of-55]

ACC • Three-Point Field Goals • Conference Play

Rk	Player, Team	3PG
1.	Gary Trent, Duke	3.70
2.	Jordan Chatman, Boston College	2.88
3.	Braian Angola, Florida State	2.78
4.	Ky Bowman, Boston College	2.75
	Jerome Robinson, Boston College	2.75
6.	Joel Berry II, North Carolina	2.67
7.	Parker Stewart, Pitt	2.56
	Kyle Guy, Virginia	2.56

ACC • Freshman Three-Point Field Goals In A Game

Rk	Player (Team), Opponent, Date	3FG
1.	Curtis Staples (Virginia), vs. UNLV, 2/12/95	9
2.	Olivier Hanlan (BC), vs. Georgia Tech, 3/14/13	8
	Raymond Felton (UNC), at NC State, 1/26/03	8
	Migjen Bakalli (NC State), Maryland, 2/27/91	8
	Mark Price (Georgia Tech), vs. Virginia, 3/12/83	8*
6.	Parker Stewart (Pitt), at Syracuse, 1/16/18	7
	Ky Bowman (BC), North Carolina, 1/21/17	7
	Ky Bowman (BC), Syracuse, 1/1/17	7
	Xavier Rathan-Mayes (FSU), North Carolina, 1/4/16	7
	Lonnie Jackson (BC), Bryant, 12/18/11	7
	Scott Wood (NC State), at Florida State, 1/12/10	7
	Ishua Benjamin (NC State), Prairie View A&M, 11/26/94	7

* prior to three-point shot being adopted nationwide

Pitt • Freshman Three-Point Field Goals In A Game

Rk	Player, Opponent, Date	3FG
1.	Parker Stewart, at Syracuse, 1/16/18	7
2.	Sean Miller, St. Francis [Pa.], 12/2/87	6
3.	Josh Newkirk, NC State, 3/3/14	5
	Sean Miller, Syracuse, 2/10/88	5
	Ricardo Greer, Maryland Eastern Shore, 12/2/97	5
	Ronald Ramon, at Rutgers, 1/8/05	5

Pitt • Freshman Three-Point Field Goal Attempts In A Game

Rk	Player, Opponent, Date	3FGA
1.	Parker Stewart, at Syracuse, 1/16/18	13
2.	Cameron Johnson, vs. Syracuse, 3/9/16	11
3.	Parker Stewart, Towson, 12/22/17	9
	Sean Miller, Connecticut, 1/13/88	9
	Julius Page, St. Bonaventure, 3/14/01	9
	Julius Page, Mississippi State, 3/19/01	9
	Ronald Ramon, at Rutgers, 1/8/05	9

Pitt • Freshman Single-Season Three-Point Field Goals

Rk	Player, Year	3FG
1.	Sean Miller, 1988	58
2.	Julius Page, 2001	43
	Ronald Ramon, 2005	43
4.	Parker Stewart, 2018	42
5.	Ashton Gibbs, 2009	36

Pitt • Freshman Single-Season Three-Point Field Goal Attempts

Rk	Player, Year	3FGA
1.	Sean Miller, 1988	133
2.	Ronald Ramon, 2005	128
3.	Julius Page, 2001	126
4.	Parker Stewart, 2018	115
5.	Kelli Taylor, 1997	103

ACC • Freshman Three-Point Field Goals

Rk	Player, Team	3FG
1.	Gary Trent Jr., Duke	60
2.	Parker Stewart, Pitt	42
3.	Braxton Beverly, NC State	36
4.	Jose Alvarado, Georgia Tech	35
	Nickeil Alexander-Walker, Virginia Tech	35
	M.J. Walker, Florida State	35

Pitt • Freshman Single-Game Scoring

Rk	Player, Opponent, Date	Points
1.	Clyde Vaughan, vs. James Madison, 12/20/80	29
2.	Charles Smith, at Boston College, 1/21/85	26
	Ricardo Greer, Providence, 2/21/98	26
4.	Jerome Lane, St. Francis [Pa.], 11/27/85	25
	Charles Smith, at St. John's, 2/15/85	25
6.	Sam Clancy, at Cincinnati, 1/23/78	24
	Mel Bennett, vs. Penn State, 12/7/74	24
	Chris Taft, at Providence, 3/2/04	24
	Brandin Knight, at Georgetown, 2/20/00	24
	Cameron Johnson, vs. Syracuse, 3/9/16	24
11.	Parker Stewart, at Syracuse, 1/16/18	23
	Marcus Carr, Mount St. Mary's, 12/5/17	23
	Rod Brookin, vs. Oklahoma, 3/15/87	23
	Demetrius Gore, Connecticut, 2/13/85	23
	Charles Smith, Boston College, 2/23/85	23
	Ricardo Greer, vs. Villanova, 3/4/98	23
	Ricardo Greer, Navy, 12/18/97	23
	Charles Smith, at Duquesne, 2/4/85	23

CARR KEYS PANTHERS

• Marcus Carr has established himself as one of the top freshman guards in the ACC averaging 10.4 points, 2.8 rebounds and 4.1 assists per game.

• Carr has scored in double figures 11 times and is one of nine freshmen in the ACC averaging over 10.0 points per game. He is also tied for third among freshman in the ACC in assists (4.1 apg.).

• Carr leads the Panthers in starts (19), minutes played (640), assists (91), steals (16), made free throws (57) and free throw percentage (.864). He ranks sixth in the ACC in free throw percentage and ninth in assists (4.1 apg.).

• Carr scored a season-high 23 points in an overtime win against Mount St. Mary's, tied for the 11th-most points in a game by a Panther freshman.

• Carr recorded 10 assists against Oklahoma State, becoming the eighth freshman in program history to post double-digit assists in a game.

- Carr posted the fifth-most points in a game with 100 percent efficiency in a win over High Point, finishing with 19 points on 5-of-5 shooting from the field (3-of-3 from three-point range) and 6-of-6 from the foul line.
- Carr set a Pitt true freshman record with 12 assists against Syracuse Saturday, Jan. 24. He scored or assisted on 16 of the Panthers 18 made field goals against Syracuse. He either scored or recorded an assist on 47 of the team's 55 points scored in the game. Carr finished the game with 16 points and a season-high 12 assists.

ACC • Freshman Scoring Leaders

Rk	Player, Team	PPG
1.	Marvin Bagley III, Duke	21.5
2.	Gary Trent Jr., Duke	14.7
3.	Oshae Brissett, Syracuse	14.5
	Wendall Carter Jr., Duke	14.5
5.	Jose Alvarado, Georgia Tech	13.1
6.	Trevon Duval, Duke	11.3
	Nickeil Alexander-Walker, Virginia Tech	11.3
8.	Lonnie Walker IV, Miami	10.8
9.	Marcus Carr, Pitt	10.4

Pitt • Most Points in a 100% Efficiency Game

Rk	Player, Opponent, Date	Points
1.	J.J. Moore, at DePaul, 3/3/13 (8-of-8 FG, 5-of-5 3FG)	21
2.	Ryan Luther, Rice, 12/17/16 (8-of-8 FG, 2-of-2 3FG, 2-of-2 FT) Chevon Troutman, Georgetown, 1/25/03 (5-of-5 FG, 10-of-10 FT)	20
	Eric Mobley, Youngstown State, 11/27/93 (10-of-10 FG)	20
5.	Marcus Carr, High Point, 11/28/17 (5-of-5 FG, 3-of-3 3FG, 6-of-6 FT)	19

Pitt • Most Assists by a Freshman

Rk	Player, Opponent, Date	Assists
1.	Marcus Carr, Syracuse, 1/27/18	12
2.	Sean Miller, Boston College, 2/29/88	11
	Sean Miller, Seton Hall, 3/2/88	11
	Brandin Knight, at New Orleans, 12/29/99	11
	Brandin Knight, at St. John's, 1/3/00	11
6.	Marcus Carr, vs. Oklahoma State, 11/21/17	10
	Darrelle Porter, vs. Eastern Michigan, 3/18/89	10
	Sean Miller, Robert Morris, 11/28/87	10
	Ricardo Greer, vs. Villanova, 3/4/98	10

true freshman; does not include redshirt freshmen

Pitt • Freshman Assists

Rk	Player, Year	Assists
1.	Sean Miller, 1988	180
2.	Brandin Knight, 2000	154
3.	Ricardo Greer, 1998	117
4.	James Robinson, 2013	116
5.	Carl Krauser, 2003	93
6.	Marcus Carr, 2018	91

Pitt • Freshman Assists Per Game

Rk	Player, Year	APG
1.	Sean Miller, 1988	5.8
2.	Brandin Knight, 2000	5.5
3.	Ricardo Greer, 1998	4.3
4.	Marcus Carr, 2018	4.1
5.	James Robinson, 2013	3.5

Pitt • Freshman Free Throw Percentage

Rk	Player, Year	FT Pct
1.	Marcus Carr, 2018	.864 [57-of-66]
2.	Sean Miller, 1988	.851 [57-of-67]
3.	Jason Matthews, 1988	.836 [51-of-61]
4.	Michael Young, 2014	.817 [67-of-82]
5.	James Robinson, 2013	.792 [61-of-77]

JWF CASHING OUT AT THE LINE

- Jared Wilson-Frame has scored in double figures 15 times and leads the team in scoring at 12.8 points per game.
- Wilson-Frame has made two or more three-pointers 12 times, including a season-high five threes against Penn State and McNeese State.
- Wilson-Frame has three 20+ point games on the season, including a season-high 22 against NC State.
- Wilson-Frame made 22 consecutive free throws to open ACC play. He is second in the ACC in free throw percentage (.958 - 22-of-23) in league play.

ACC • Free Throw PCT • Conference Play

Rk	Player, Team	Pct
1.	Jared Wilson-Frame, Pitt	1.000 [22-of-23]
2.	T.J. Gibbs, Notre Dame	.947 [36-of-38]
3.	Shelton Mitchell, Clemson	.926 [25-of-27]
4.	Devon Hall, Virginia	.923 [24-of-26]
5.	Joel Berry II, North Carolina	.920 [23-of-25]

SHAMIEL FOR REAL

- Shamiel Stevenson is averaging 8.8 points and 4.9 rebounds per game, while shooting a team-high 51.5 percent (67-of-130) from the field.
- Stevenson is looking to become the first Panther freshman to lead the team in field goal percentage and rebounding since Steven Adams in 2012-13.
- Stevenson has grabbed five or more rebounds in a game 12 times, including a season-best nine rebounds on three occasions.

DAVIS DELIVERS ON BOTH ENDS

- Khameron Davis impacted the game on both ends of the floor, often matching up against the opponent's top perimeter player, while also shooting a team-best 50.0 percent (21-of-42) from three-point range.

Pitt • Freshman Three-Point Percentage Leaders

Rk	Player, Year	3FG-3FGA	Pct
1.	Khameron Davis, 2018	21-of-42	.500
2.	Jason Matthews, 1988	26-of-58	.448
3.	Ashton Gibbs, 2009	36-of-82	.439
4.	Sean Miller, 1988	58-of-133	.436
5.	Josh Newkirk, 2014	23-of-53	.434

minimum 1.5 3FGA/G

5-OF-5 FOR CARR & DAVIS

- Marcus Carr and Khameron Davis moved into the Pitt freshman record books with five made field goals in a game with no misses. The five made field goals without a miss is tied for the second-most in a game by a Pitt freshman.
- Carr made all five field goal attempts in a 19-point effort against High Point, while Davis matched the 5-of-5 effort in a win over Mount St. Mary's.
- Davis made all five shots from the field, including a pair of threes, en route to a season-high 12 points in a win over Mount St. Mary's.

Pitt Freshman • Most Field Goals Made - No Misses

Rk	Player, Opponent, Date	FGM
1.	Sam Young, at West Virginia, 2/27/06	6
2.	Khameron Davis, Mount St. Mary's, 12/5/17	5
	Marcus Carr, High Point, 11/28/17	5
	Carl Krauser, Seton Hall, 3/5/03	5
	Carl Krauser, at Georgia, 12/31/02	5

WHAT CAN BROWN DO FOR YOU

- Terrell Brown is tied for eighth in ACC play with 2.1 blocks per game. He has blocked two or more shots in five of the past six games.
- Brown recorded four blocks in Pitt's first meeting with Duke and a season-high six blocks at home against Syracuse. His six blocks against the Orange are tied for fourth most by a freshman at Pitt.

Pitt Freshman • Most Blocked Shots in a Game

Rk	Player, Opponent, Date	Blocks
1.	Sam Clancy, Penn State, 2/18/78	7
	Chris Taft, Murray State, 12/20/03	7
	Atila Cosby, at Connecticut, 2/14/98	7
4.	Terrell Brown, Syracuse, 1/27/18	6
	Charles Smith, Westminster, 1/2/85	6
	Mel Bennett, Saint Joseph's, 12/14/74	6
	Khem Birch, Robert Morris, 11/27/11	6

THREES & D VS. MCNEESE

- Pitt used strong perimeter shooting and terrific field goal percentage defense en route to a 21-point win over McNeese State.
- The Panthers knocked down 14 three-point field goals, tied for second most in program history, in the win. Pitt's 33 attempts from beyond the arc were tied for fifth most in program history.
- Pitt limited McNeese State to 24.3 percent (17-of-70) shooting from the field, the fifth lowest mark in program history. The Panthers held the Cowboys to 0-of-17 shooting during a 10-minute stretch in the opening half of play.

Pitt • Lowest Opponent Field Goal Percentage

Rk	Opponent, Date	FG PCT
1.	Furman, 12/6/57	.197 [12-of-61]
2.	Saint Joseph's College, 11/17/15	.208 [11-of-53]
3.	New Hampshire, 12/4/09	.235 [12-of-51]
4.	Ohio, 12/22/09	.239 [17-of-71]
5.	McNeese State, 12/16/19	.243 [17-of-70]

Pitt • Most Three-Point Field Goals in a Game

Rk	Opponent, Date	3FG
1.	Notre Dame, 1/29/97	16
2.	McNeese State, 12/16/19	14
	Marshall, 12/6/90	14
	Miami [Fla.], 2/18/95	14
	UMBC, 12/13/08	14
	Albany, 11/28/03	14
	vs. Georgia, 12/17/94	14
8.	8x; last Delaware State, 12/19/17	13

FIRING AWAY FROM DEEP

- Pitt is averaging 23.8 three-point field goals per game and have recorded three of the top 10 games for three-point attempts in program history.

Pitt • Most Three-Point Attempts in a Game

Rk	Opponent, Date	3FG
1.	Georgia, 12/2/95	36
2.	Delaware State, 12/19/17	35
3.	Syracuse, 1/27/18	34
	vs. Georgia, 12/17/94	34
	Houston Baptist, 11/9/07	34
	Rider, 11/13/11	34
7.	McNeese State, 12/16/19	33
	Eastern Michigan, 11/11/17	33
	VMI, 12/6/11	33

COMEBACK KIDS

- Pitt used a 19-6 run over the final 6:10 of play to overcome a nine-point deficit in a 63-59 win over Towson. The comeback was tied for the fifth-largest in the final 7:00 minutes of play in program history.
- Pitt went 5-of-6 (.833) from the field, including 3-of-4 (.750) from three-point range down the stretch over the final 6:10 of play, while limiting Towson to 3-of-12 shooting (.250) from the field.

Pitt • Largest Deficit Overcome to Win a Game Less Than 7:00 Left

Rk	Opponent, Date	Margin
1.	Ohio, 2/13/75 trailed 65-54 with 3:47 to go; won 72-71 at Syracuse, 3/1/08 trailed 75-64 with 3:49 to go; won 82-77	-11 -11
3.	Purdue, 12/2/60 trailed 69-59 win 7:00 to go; won 81-80 at Boston College, 1/6/15 trailed 53-43 with 3:04 to go; won 61-60 OT	-10 -10
5.	Towson, 12/22/17 trailed 53-44 with 6:10 to go; won 63-59 West Virginia, 2/17/99 trailed 47-38 with 5:00 to go; won 69-67 at West Virginia, 3/5/49 trailed by nine points with 3:00 to go; won 34-32 St. Bonaventure, 12/15/79 trailed 56-47; won 71-70	-9 -9 -9 -9

FRESHMAN FOCUS

- Pitt's seven-player freshman class is tied for the largest freshman class in program history. The Panthers also welcomed seven freshmen (six scholarship and one walk-on) into the program for the 1997-98 season.
- Pitt has had three freshmen score in double figures three times this season with the Panther rookies combining for a season-high 55 points in an overtime win against Mount St. Mary's.
- Panther freshmen accounted for 48 of the team's 63 points (76.2 percent) in the win over Towson. Parker Stewart, Khameron Davis, Terrell Brown and Marcus Carr accounted for 16 points during a decisive 19-6 run over the final 6:10 of play.

Pitt • Most Combined Points by Freshman Class

Rk	Game, Date	Points
1.	Mount St. Mary's, 12/5/17	55
2.	Towson, 12/22/17	48
3.	at Virginia Tech, 1/6/18	44
4.	Delaware State, 12/19/17	43
5.	Montana, 11/13/17	40

Pitt • Games with Three Freshmen Double-Figure Scorers

Game, Date	Player (Points)
Mount St. Mary's, 12/5/17	Carr (23), Stevenson (14), Davis (12)
Duquesne, 12/1/17	Carr (15), Stewart (14), Stevenson (13)
at Louisville, 1/2/18	Stewart (12), Carr (11), Stevenson (10)

NCAA • Most Scholarship Freshmen

Rk	Team	Total FR
1.	Pitt	7
	Mount St. Mary's	7
	Duke	7
	Kentucky	7
5.	Montana	6
	California	6
	The Citadel	6
	Idaho	6
	Northwestern State	6
	Holy Cross	6

* Does not include redshirt freshmen

Pitt • Most Freshmen

Rk	Season	Total
1.	2017-18	7
	1997-98	7
3.	1995-96	6
	1972-73	6

FRESH STARTS

- Shamiel Stevenson and Parker Stewart became the 15th and 16th freshmen in Pitt history to start the season opener. The tandem was the fourth set of Panther freshmen to start the season opener.
- Pitt started three freshmen - Terrell Brown, Marcus Carr and Khameron Davis - against Montana, marking the first time since Feb. 21, 1977 when Sonny Lewis, Mike Rice and Ed Scheuermann started in a 76-59 win at Indiana [Pa.].
- The Panthers have started three or more freshmen in a game 14 times this season and 25 times since freshmen became eligible prior to the 1972-73 season.
- Pitt started four freshmen - Terrell Brown, Marcus Carr, Khameron Davis and Shamiel Stevenson - in a game for the first time in program history Dec. 16, 2017 against McNeese State. The Panthers also started that unit against Delaware State.
- The freshman quartet of Marcus Carr, Khameron Davis, Peace Ilegomah and Parker Stewart started a Dec. 22, 2017 win over Towson.
- Pitt started a third different freshman quartet of Marcus Carr, Khameron Davis, Terrell Brown and Parker Stewart in the ACC opener against Miami [Fla.].
- The Panthers started five freshmen - Marcus Carr, Khameron Davis, Parker Stewart, Shamiel Stevenson and Terrell Brown - for the first time in program history Jan. 2, 2018 at Louisville. Boston College was the last ACC team to start five true freshmen in a game - Dec. 6, 2015.

Pitt Freshmen to Start the Season Opener

Player	Opponent, Date
Larry Harris	Ohio Northern, 11/30/74
Sam Clancy	Morris Harvey, 11/26/77
Charles Smith	St. Francis [Pa.], 11/26/84
Vonteego Cummings	Duquesne, 11/29/95
Ricardo Greer	Bucknell, 11/17/97
Attila Cosby	Bucknell, 11/17/97
Brandin Knight	Wright State, 11/19/99
Donatas Zavackas	Wright State, 11/19/99
Ronald Ramon	Howard, 11/20/04
Levance Fields	Saint Peter's, 11/19/05
DeJuan Blair	Houston Baptist, 11/9/07
Steven Adams	Mount St. Mary's, 11/9/12
James Robinson	Mount St. Mary's, 11/9/12
Michael Young	Savannah State, 11/8/13
Shamiel Stevenson	at Navy, 11/10/17
Parker Stewart	at Navy, 11/10/17

Pitt • Three or More Freshman Starters

Players	Opponent, Date
Carr, Davis, Stewart, Stevenson, Brown	2x; last at VT, 1/6/18
Carr, Davis, Stewart, Stevenson, Ilegomah	Duke, 1/10/18
Carr, Davis, Brown, Stewart	3x; last at Duke, 1/20/18
Carr, Davis, Ilegomah, Stewart	Towson, 12/22/17
Brown, Carr, Davis, Stevenson	2x; last DSU, 12/19/17
Carr, Stewart, Davis	2x; last Syracuse, 1/27/18
Carr, Stewart, Stevenson	Georgia Tech, 1/13/18
Carr, Davis, Stevenson	West Virginia, 12/9/17
Brown, Carr, Davis	Montana, 11/13/17
Lewis, Rice, Scheuermann	11x; last at Indiana [Pa.], 2/21/77

Pitt Freshman Duos to Start the Season Opener

Players	Opponent, Date
Ricardo Greer / Attila Cosby	Bucknell, 11/17/97
Brandin Knight / Donatas Zavackas	Wright State, 11/19/99
Steven Adams / James Robinson	Mount St. Mary's, 11/9/12
Shamiel Stevenson / Parker Stewart	at Navy, 11/10/17

NEW LOOK PANTHERS IN 2017-18

- The Panthers returned just three letterwinners and have an NCAA-high 11 scholarship newcomers for the 2017-18 season.
- Pitt is one of seven teams - along with Chattanooga, Dayton, Iowa State, Kentucky, NC Central and Little Rock - with no starters returning from a year ago.
- Pitt entered the season as one of the least experienced teams in the NCAA with a combined three returning career starts and a combined 648 minutes played a year ago.
- Pitt leads the NCAA with 11 scholarship newcomers (7 freshmen, 2 JUCO transfers, 1 grad transfer, 1 traditional transfer). The 11 scholarship newcomers is also the most in program history.

NCAA • Least Experienced Teams

Pct. of Returning Possession-Minutes

Rk	Team	Pct
1.	Kentucky	7%
2.	Pitt	8%
3.	California	15%
	Oregon	15%

via John Gassaway - ESPN

NCAA • Fewest Returning Career Starts entering 2017-18

Rk	Team	Total
1.	Pitt	3
2.	Chattanooga	11
	NC Central	11
4.	Little Rock	12
	Iowa State	12

NCAA • Teams with Fewest Returning Letterwinners

Rk	Team	Total
1.	James Madison	2
	Mississippi Valley State	2
	Memphis	2
	California	2
5.	Pitt	3
	Robert Morris	3

NCAA • Fewest Minutes Played in 2016-17 by Returnees

Rk	Team	Total Minutes
1.	Mississippi Valley State	386
2.	Pitt	648
3.	NC Central	862
4.	Kentucky	890
5.	California	1,167

NCAA • Most Scholarship Newcomers

Rk	Team	Total (Breakdown)
1.	Pitt	11 (7 FR / 4 TR)
2.	Little Rock	10 (4 FR / 6 TR)
	Robert Morris	10 (5 FR / 5 TR)
4.	South Florida	9 (3 FR / 6 TR)
	Austin Peay	9 (6 FR / 3 TR)

Pitt • Most Newcomers in a Season

Rk	Season	Total
1.	2017-18	11
2.	1995-96	8
3.	2008-09	7
	2000-01	7
	1997-98	7
	1972-73	7

ALWAYS WITHIN REACH

• Pitt's roster features seven players with wingspans of 6-10 or better. Freshmen **Peace Ilegomah** and **Terrell Brown** lead the way with wingspans of 7-4 and 7-3, respectively.

Pitt • 6-10 Wingspans or Better

Player	Height	Wingspan
Terrell Brown	6-10	7-3
Kene Chukwuka	6-9	7-2
Khameron Davis	6-4	6-11
Malik Ellison	6-6	6-11
Peace Ilegomah	6-9	7-4
Ryan Luther	6-9	6-10
Shamuel Stevenson	6-6	6-11

INTERNATIONAL RECRUITING

• Pitt's 2017-18 roster features five international prospects, the most in program history. The Panthers had not had more than two international players on the roster in a season prior to 2017-18.

• Pitt's five international players come from three different countries (Canada, Nigeria, Sweden) with **Kene Chukwuka** becoming the first Pitt player from Sweden.

Pitt • Most International Players on a Roster

Rk	Year	Total
1.	2017-18	5
2.	2000-01	2
	2002-03	2
	2005-06	2
	2006-07	2
	2009-10	2
	2011-12	2
	2012-13	2
	2013-14	2

2017-18 Pitt International Players

Player, Class	Hometown
Marcus Carr, FR	Toronto, Ontario, Canada
Kene Chukwuka, SO	Stockholm, Sweden
Samson George, FR	Minna, Nigeria
Peace Ilegomah, FR	Benin City, Nigeria
Shamuel Stevenson, FR	Toronto, Ontario, Canada

Pitt • All-Time International Players

Player	Years	Country
Marcus Carr	2017-p.	Canada
Kene Chukwuka	2017-p.	Sweden
Samson George	2017-p.	Nigeria
Peace Ilegomah	2017-p.	Nigeria
Shamuel Stevenson	2017-p.	Canada
Rafael Maia	2015-16	Brazil
Joseph Uchebo	2013-15	Nigeria
Steven Adams	2012-13	New Zealand
Khem Birch	2011-12	Canada
Talib Zanna	2009-14	Nigeria
Dwight Miller	2008-10	Bahamas
Doyle Hudson	2005-07	Bahamas
Levon Kendall	2002-07	Canada
Zelimir Stevanovic	2000-01	Yugoslavia
Donatas Zavackas	1999-03	Lithuania
Sotinis Aggelou	1993-95	Greece
Dominick Dumancic	1990-92	Yugoslavia

LONGTIME RADIO LEGENDS

• The Pitt IMG Sports Network radio tandem of **Bill Hillgrove** and **Dick Groat** is the longest tenured crew in the country as they enter their 39th consecutive season together.

• **Bill Hillgrove** is in his 49th year calling Pitt basketball, the second-longest run among NCAA Division I play-by-play announcers.

• **Dick Groat**, the only player in NCAA history to lead the country in scoring and assists, will serve as the analyst for home games and select road games this season. Former Panther standout **Curtis Aiken**, in his eighth season on the broadcast team, will serve as the road analyst and at select home games.

NCAA • Longest Tenured Division I Radio Crews

Rk	Announcers, Team	Years
1.	Bill Hillgrove & Dick Groat, Pitt	39
2.	Mike Kennedy & Dave Dahl, Wichita State	37
3.	Larry Hansgen & Bucky Bockhorn, Dayton	35
	Dave Walsh & Kevin McKinney, Wyoming	35
5.	John Morris & Pat Nunley, Baylor	30

NCAA • Longest Tenured Division I PXP Announcers

Rk	PXP Announcer, Team	Years
1.	Ray Goss, Duquesne	50
2.	Bill Hillgrove, Pitt	49
3.	Art Challis, Southern Utah	44
	Rich Chvotkin, Georgetown	44
	Dave Nitz, Louisiana Tech	44

NCAA • Longest Tenured Division I Radio Analysts

Rk	Announcer, Team	Years
1.	Bucky Bockhorn, Dayton	46
2.	Dick Groat, Pitt	39
3.	Kevin McKinney, Wyoming	38
4.	Dave Dahl, Wichita State	37

SHOOT DOWN CANCER GAME

• Pitt posted a 71-59 win over Slippery Rock Saturday, Nov. 4 in a Shoot Down Cancer Exhibition Game presented by UPMC Hillman Cancer Center. The game was a partnership between Pitt Athletics, the American Cancer Society and Coaches vs. Cancer program.

• Pitt raised more than \$13,500 for pediatric cancer research with the event as **Kevin Stallings** donated \$1 for every fan in attendance (2,278), while Pitt Athletics contributed \$5 for every single-game ticket purchased for the game.

• Members of the Oakland Zoo participated in a postgame shooting event to raise an additional \$10,000 provided by presenting sponsor UPMC Hillman Cancer Center. Fans made 50 free throws (\$25), 30 three-point field goals (\$200) and three halfcourt shots (\$500) to secure the additional funding.

STALLINGS NAMED TO COACHING FOR LITERACY COUNCIL

• Head coach **Kevin Stallings** was named to the Coaching for Literacy Coaches Council. Along with eight other coaches on the council, Stallings will work to advance literacy efforts in both the community and across the nation.

• The Coaching for Literacy (CFL) organization empowers coaches, their teams and fans to make a more literate America by participating in awareness efforts, volunteer work and fundraising activities.

• The coaches on the council will host CFL's Fight for Literacy games. The games are meant to empower coaches, teams and fans to join together to increase child reading levels through awareness, volunteering and fundraising efforts. During the last four years, there have been 75 Fight for Literacy Games that have raised over \$500,000 toward literacy initiatives throughout the country.

• Pitt will host Boston College in their Coaching for Literacy game Tuesday, Feb. 13 (7 p.m. - ESPN).

GOLDEN & KINGSBY HIGHLIGHT RECRUITING CLASS

• Pitt signed high school post player **Bryce Golden** and JUCO guard **Danya Kingsby** during the November signing period.

• Golden is a 6-9 power forward from St. James School in Hagerstown, Md. He had a strong summer helping Team Takeover to a runner-up finish at the Nike EYBL Peach Jam.

• Golden finished the circuit averaging 8.5 points and 4.5 rebounds per game in guiding Team Takeover to an 11-5 mark in the Nike EYBL play. He averaged 17.5 points and 11.0 rebounds per game as a junior in guiding St. James to a 12-14 record against a national schedule, which featured six games against teams ranked in the top 25 of the national high school poll.

• Kingsby is currently averaging 12.4 points, 3.8 rebounds and 4.6 assists per game in helping the College of Southern Idaho to a 21-3 record and a No. 12 ranking in the NJCAA Division I Poll. He is shooting 48.4 percent from the field, 42.3 percent from three-point range and 77.0 percent from the foul line on the year.


• Kingsby was named to the Fiesta Bowl Shootout All-Tournament Team in December and is listed as the No. 27 overall (No. 2 combo guard) JUCO prospect in the country.

PITT CULTURE OF SUCCESS

- Compiled a 409-165 record since the start of the 2001-02 season and .713 winning percentage, which ranks among the nation's top-15 best winning percentages during that span.
- Advanced to the NCAA Tournament in 13 of the last 16 seasons, one of only 11 schools nationally to achieve that honor. The 13 appearances are tied for second-most in the ACC during that span.
- Claimed six Big East championships, including four regular season titles (2002, 2003, 2004 and 2011), and two tournament titles (2003 and 2008).
- Ascended to the nation's No. 1 ranking for the first time in school history (2008-09 season).
- Awarded with a No. 1 seed upon entering the NCAA Tournament for the first time in school history (2009) and two times overall (2009 and 2011).
- Surpassed both 20 wins overall and 10 wins in conference regular season play 12 times since the 2001-02 season.

- Advanced to the NCAA Elite Eight for the second time in school history (2009) and NCAA Sweet Sixteen play five times since the 2001-02 season. Only 11 programs have advanced to more Sweet Sixteens in that span.
- Completed six of the last 16 seasons ranked among the nation's top-10 programs and 10 of those years ranked among the nation's top-25.
- Pitt's 240-48 record and .833 winning percentage at the Petersen Events Center since the arena opened in 2002-03. The Panthers' 240 home wins are the fourth most in the NCAA in that span.
- Pitt won 40 consecutive home games from 2002-04. Pitt also won its first 34 games in the Petersen Events Center, the third longest streak to open a new arena in NCAA Division I basketball history (1. UCLA, 51; 2. Providence, 41; 3. Pitt, 34).
- Achieved six top-10 percent Academic Performance Ratings (2015-16, 2014-15, 2013-14, 2012-13, 2010-11, 2009-10) over the past seven seasons.

2017-18 PITT TV / RADIO ROSTER



Jared Wilson-Frame
G/F • JR-TR • 6-5 • 220
Hartford, Conn.



Parker Stewart
G • FR-HS • 6-5 • 190
Union City, Tenn.



Jonathan Milligan
G • R-SR-2L • 6-2 • 170
Orlando, Fla.



Malik Ellison
G • JR-TR • 6-6 • 215
Voorhees, N.J.



Ryan Luther
F • SR-3L • 6-9 • 225
Gibsonia, Pa.



Marcus Carr
G • FR-HS • 6-1 • 185
Toronto, Ontario, Canada



Joe Mascaro
G • JR-HS • 5-10 • 170
Pittsburgh, Pa.



Khameron Davis
G • FR-HS • 6-4 • 195
Denver, Colo.



Kene Chukwuka
F/C • SO-TR • 6-9 • 215
Stockholm, Sweden



Terrell Brown
F/C • FR-HS • 6-10 • 240
Providence, R.I.




Anthony Starzynski
G • SO-HS • 6-3 • 180
Pittsburgh, Pa.



Shamiel Stevenson
G/F • FR-HS • 6-6 • 230
Toronto, Ontario, Canada



Samson George
F • FR-TR • 6-7 • 220
Minna, Nigeria



Monty Boykins
G • GR-TR • 6-5 • 195
West Chester, Ohio



Zach Smith
G • R-SR-2L • 6-3 • 200
Smethport, Pa.



Peace Ilegomah
C • FR-HS • 6-9 • 235
Benin City, Nigeria



Kevin Stallings
Head Coach



Dan Cage
Assistant Coach



Sam Ferry
Assistant Coach



Kevin Sutton
Assistant Coach

2017-18 ROSTER

Alphabetical

NO	NAME	POS	HT	WT	CL-EXP	HOMETOWN (HIGH SCHOOL / PREVIOUS COLLEGE)
33	Monty Boykins	G	6-5	195	GR-TR	West Chester, Ohio (Lakota West / Lafayette)
21	Terrell Brown	F/C	6-10	240	FR-HS	Providence, R.I. (Tilton School [N.H.])
5	Marcus Carr	G	6-1	185	FR-HS	Toronto, Ontario, Canada (Montverde Academy [Fla.])
15	Kene Chukwuka	F/C	6-9	215	SO-TR	Stockholm, Sweden (Soderslatts Gymnasiet / New Mexico JC)
13	Khameron Davis	G	6-4	195	FR-HS	Denver, Colo. (Forest Trail Academy [N.C.])
3	Malik Ellison	G	6-6	215	*JR-TR	Voorhees, N.J. (Life Center Academy / St. John's)
24	Samson George	F	6-7	220	FR-TR	Minna, Nigeria (First Love Christian Academy [Pa.] / Iona)
42	Peace Ilegomah	C	6-9	235	FR-HS	Benin City, Nigeria (CBD Montverde [Fla.])
4	Ryan Luther	F	6-9	225	SR-3L	Gibsonia, Pa. (Hampton)
12	Joe Mascaro	G	5-10	170	JR-HS	Pittsburgh, Pa. (Bethel Park)
2	Jonathan Milligan	G	6-2	170	R-SR-2L	Orlando, Fla. (Mount Zion Academy / Kilgore College)
35	Zach Smith	G	6-3	200	R-SR-2L	Smethport, Pa. (Smethport / Pitt-Bradford)
22	Anthony Starzynski	G	6-3	180	SO-HS	Pittsburgh, Pa. (Baldwin)
23	Shamuel Stevenson	G/F	6-6	230	FR-HS	Toronto, Ontario, Canada (Hillcrest Prep [Ariz.])
1	Parker Stewart	G	6-5	190	FR-HS	Union City, Tenn. (Union City)
0	Jared Wilson-Frame	G/F	6-5	220	JR-TR	Hartford, Conn. (Windsor / Northwest Florida State)

Numerical

NO	NAME	POS	HT	WT	CL-EXP	HOMETOWN (HIGH SCHOOL / PREVIOUS COLLEGE)
0	Jared Wilson-Frame	G/F	6-5	220	JR-TR	Hartford, Conn. (Windsor / Northwest Florida State)
1	Parker Stewart	G	6-5	190	FR-HS	Union City, Tenn. (Union City)
2	Jonathan Milligan	G	6-2	170	R-SR-2L	Orlando, Fla. (Mount Zion Academy / Kilgore College)
3	Malik Ellison	G	6-6	215	*JR-TR	Voorhees, N.J. (Life Center Academy / St. John's)
4	Ryan Luther	F	6-9	225	SR-3L	Gibsonia, Pa. (Hampton)
5	Marcus Carr	G	6-1	185	FR-HS	Toronto, Ontario, Canada (Montverde Academy [Fla.])
12	Joe Mascaro	G	5-10	170	JR-HS	Pittsburgh, Pa. (Bethel Park)
13	Khameron Davis	G	6-4	195	FR-HS	Denver, Colo. (Forest Trail Academy [N.C.])
15	Kene Chukwuka	F/C	6-9	215	SO-TR	Stockholm, Sweden (Soderslatts Gymnasiet / New Mexico JC)
21	Terrell Brown	F/C	6-10	240	FR-HS	Providence, R.I. (Tilton School [N.H.])
22	Anthony Starzynski	G	6-3	180	SO-HS	Pittsburgh, Pa. (Baldwin)
23	Shamuel Stevenson	G/F	6-6	230	FR-HS	Toronto, Ontario, Canada (Hillcrest Prep [Ariz.])
24	Samson George	F	6-7	220	FR-TR	Minna, Nigeria (First Love Christian Academy [Pa.] / Iona)
33	Monty Boykins	G	6-5	195	GR-TR	West Chester, Ohio (Lakota West / Lafayette)
35	Zach Smith	G	6-3	200	R-SR-2L	Smethport, Pa. (Smethport / Pitt-Bradford)
42	Peace Ilegomah	C	6-9	235	FR-HS	Benin City, Nigeria (CBD Montverde [Fla.])

Pitt Staff

Head Coach: Kevin Stallings (Purdue, '82)

Assistant Coach: Dan Cage (Vanderbilt, '07)

Assistant Coach: Sam Ferry (Vanderbilt, '10)

Assistant Coach: Kevin Sutton (James Madison, '88)

Special Assistant to the Head Coach: Matt Woodley (Drake, '00)

Director of Basketball Operations: Jason Richards (Davidson, '08)

Graduate Manager: Chris Jones (Pittsburgh, '16)

Strength & Conditioning Coordinator: Garry Christopher (Baylor, '08)

Trainer: Tony Salesi (Pittsburgh, '80)

Pronunciations

KENE CHUKWUKA	Kenn-eh Chook-woo-ka
MALIK Ellison	Ma-LEEK
Peace ILEGOMAH	Ellie-go-mah
Joe MASCARO	Ma-scarrow
Anthony STARZYNSKI	Star-zin-ski
SHAMIEL Stevenson	Sha-meal

*will sit out the 2017-18 season due to NCAA transfer rules

2017-18 PITT BASKETBALL CHARTS

Overall Record: 8-14 (Home: 7; Road: 0-5; Neutral: 1-2)
ACC Record: 0-9 (Home: 0-5; Road: 0-4)

Date	Opponent	Result	Pitt High Scorer	Opponent High Scorer	Pitt High Rebounder	Opponent High Rebounder	Pitt High Assists	Att.
<u>Veterans Classic</u>								
N. 10	at Navy	L, 71-62	Wilson-Frame (20)	Dulin (18)	Stevenson (9)	Anderson (9)	Luther & Carr (4)	3,238
<u>LEGENDS CLASSIC</u>								
N. 13	MONTANA	L, 83-78 •	STEVENSON (19)	OGUINE (29)	LUTHER (11)	KRSLOVIC (9)	STEVENSON & CARR (3)	3,102
N. 15	UC-SANTA BARBARA	W, 70-62	WILSON-FRAME & MILLIGAN (14)	KING (22)	LUTHER (10)	CANTY (11)	MILLIGAN & BROWN (3)	2,685
N. 20	+ vs. Penn State	L, 85-54	Wilson-Frame (17)	Carr (16)	Luther (9)	Stevens (8)	Stevenson (3)	5,904
N. 21	+ vs. Oklahoma State	L, 73-67	Stevenson (16)	Carroll (29)	Luther (8)	Carroll & McGriff (9)	Carr (10)	5,081
N. 25	LEHIGH	W, 80-68	LUTHER (18)	KARNIK & LEUFROY (14)	LUTHER (10)	KARNIK (10)	CARR & CHUKWUKA (5)	3,317
N. 28	HIGH POINT	W, 71-63	CARR (19)	FOX (20)	LUTHER (8)	MUTTS & KAMGA (5)	LUTHER (5)	2,399
<u>City Game presented by GNC</u>								
D. 1	< vs. Duquesne	W, 76-64	Luther (16)	Lewis II (20)	Luther (9)	Williams Jr. & Taylor (8)	Carr (5)	10,118
D. 5	MOUNT ST. MARY'S	W, 82-78 •	CARR (23)	ROBINSON (24)	LUTHER (16)	CAREY (7)	LUTHER (3)	2,333
<u>BACKYARD BRAWL PRESENTED BY EOT CORPORATION</u>								
D. 9	[-/18] WEST VIRGINIA	L, 69-60	LUTHER (13)	CARTER (19)	LUTHER (12)	WEST (8)	CARR (4)	7,748
D. 16	MCNEESE STATE	W, 72-51	WILSON-FRAME (19)	HARVEY (17)	STEVENSON & PARKER (8)	WILSON (10)	CARR (6)	2,830
D. 19	DELAWARE STATE	W, 74-68	WILSON-FRAME & MILLIGAN (13)	WALLER (17)	STEVENSON (7)	OKOLUE (12)	THREE WITH (3)	2,372
D. 22	TOWSON	W, 63-59	STEWART (13)	MARTIN (20)	WILSON-FRAME (9)	GORHAM (8)	CARR (6)	3,126
D. 30	[-/15] MIAMI [FLA.] *	L, 67-53	STEVENSON (16)	LAWRENCE (12)	BROWN & STEVENSON (4)	HUELL (7)	CARR (5)	5,307
J. 2	at Louisville *	L, 77-51	Stewart (12)	Snider (19)	Stewart & Stevenson (6)	Sutton (8)	Three with (2)	16,461
J. 6	at Virginia Tech *	L, 81-67	Wilson-Frame (20)	Blackshear Jr. (31)	Stevenson (9)	Clarke (7)	Carr & Stewart (4)	5,478
J. 10	[-/7] DUKE *	L, 87-52	WILSON-FRAME (17)	BAGLEY (16)	FIVE WITH (4)	BAGLEY (15)	CARR (3)	9,180
J. 13	GEORGIA TECH *	L, 69-54	THREE WITH (9)	GUEYE (16)	STEVENSON (5)	LAMMERS (16)	CARR (3)	3,544
J. 16	at Syracuse *	L, 59-45	Stewart (23)	Howard (18)	Brown & Davis (6)	Chukwu (8)	Carr (4)	21,259
J. 20	[-/5] at Duke *	L, 81-54	Stewart (15)	Carter, Jr. (21)	Chukwuka (8)	Carter, Jr. (8)	Three with (2)	9,314#
J. 24	NC STATE *	L, 72-68	WILSON-FRAME (22)	YURTSEVEN (16)	STEVENSON & DAVIS (6)	DORN (9)	WILSON-FRAME (4)	2,566
J. 27	SYRACUSE *	L, 60-55	WILSON-FRAME (18)	SIDIBE (18)	WILSON-FRAME (13)	SIDIBE (16)	CARR (12)	7,033
J. 31	at Miami [Fla.] *							
F. 3	at North Carolina *							
F. 8	at Clemson *							
F. 11	LOUISVILLE *							
F. 13	BOSTON COLLEGE *							
F. 18	at Florida State *							
F. 21	WAKE FOREST *							
F. 24	VIRGINIA *							
F. 28	at Notre Dame *							

ACC Tournament presented by New York Life
M. 6-10 + TBD

Home games in **BOLDFACE CAPS**
* - indicates Atlantic Coast Conference game
[] - denotes Pitt/opponent AP ranking at time of game
+ Barclays Center - Brooklyn, N.Y.
< PPG Paints Arena - Pittsburgh, Pa.
^ Barclays Center - Brooklyn, N.Y. - New York Life ACC Tournament
All game times are Eastern Time Zone
• Overtimes

► 2017-18 ATTENDANCE FIGURES

Site	Games	Total	Average
Home	14	57,542	4,110
Away	5	55,750	11,150
Neutral	3	21,103	7,034
Totals	22	134,395	6,109

► PITT BY THE NUMBERS

Seasons of Men's Basketball	111th
Total Games	2,748
All-time record	1,607-1,141
All-time ACC record (regular season only)	32-49 (5th season)
NCAA Tournament Appearances	26 (last in 2016)
NIT Appearances	9 (last in 2015)
20+ Win Seasons	22 (last in 2016)
30+ Win Seasons	2 (last in 2004)
Overtime Games	105 (57-48)
Pitt 100-Point Games	43 (43-0)
Consecutive games holding opponents under .500 shooting	2
Consecutive games holding opponents under 100 points	35
Consecutive games scoring at least 70 points	0

TEAM HIGHS/LOWS

		PITT	OPPONENT
Points 1st Half	High Low	44 vs. Delaware State (12/19/17) 19 vs. Miami [Fla.] (12/30/17)	50 by Duke (1/10/18) 19 by McNeese State (12/16/17)
Points 2nd Half	High Low	48, 2x; last vs. McNeese State (12/16/17) 23 at Syracuse (1/16/18)	49 by Mount St. Mary's (12/5/17) 24 by UC Santa Barbara (11/15/17)
Total Points	High Low	82 vs. Mount St. Mary's (12/5/17) 45 at Syracuse (1/16/18)	87 by Duke (1/10/18) 51 by McNeese State (12/16/17)
FG Made	High Low	30, vs. Duquesne (12/1/17) 14 at Syracuse (1/16/18)	34, 2x; last by Duke (1/10/18) 17 by McNeese State (12/16/17)
FG Attempted	High Low	65 vs. Syracuse (1/27/18) 40, 2x; last at Syracuse (1/16/18)	71 by NC State (1/24/18) 51 by Syracuse (1/16/18)
FG Percentage	High Low	.550 [22-of-40] vs. High Point (11/28/17) .277 [18-of-65] vs. Syracuse (1/27/18)	.576 [34-of-59] vs. Penn State (11/20/17) .243 [17-of-70] by McNeese State (12/16/17)
3-Pt. FG Made	High Low	14 vs. McNeese State (12/16/17) 4, 4x; last at Duke (1/20/18)	13 by Mount St. Mary's (12/5/17) 1 by Towson (12/22/17)
3-Pt. FG Att.	High Low	35 vs. Delaware State (12/19/17) 14 vs. Georgia Tech (1/13/18)	35 by NC State (1/24/18) 11 by High Point (11/28/17)
3-Pt. FG Pct.	High Low	.462 [12-of-26] at Virginia Tech (1/6/18) .182 [4-of-22] vs. Duke (1/10/18)	.481 [13-of-27] by Mount St. Mary's (12/5/17) .067 [1-of-15] by Towson (12/22/17)
FT Made	High Low	23 vs. Mount St. Mary's (12/5/17) 2 vs. McNeese State (12/16/17)	19 by Syracuse (1/27/18) 5 by West Virginia (12/9/17)
FT Attempted	High Low	34 vs. Mount St. Mary's (12/5/17) 5 vs. McNeese State (12/16/17)	26, 2x; by Syracuse (1/27/18) 9, 2x; last by Miami [Fla.] (12/30/17)
FT Percentage	High Low	.933 [14-of-15] vs. NC State (1/24/18) .400 [2-of-5] vs. McNeese State (12/16/17)	1.000 [15-of-15] by NC State (1/24/18) .389 [7-of-18] by Duke (1/10/18)
Off. Rebounds	High Low	16, vs. Syracuse (1/27/18) 3 vs. Lehigh (11/25/17)	21 by McNeese State (12/16/17) 4, 2x; last by Virginia Tech (1/6/18)
Def. Rebounds	High Low	37 vs. McNeese State (12/16/17) 14 vs. Georgia Tech (1/13/18)	34 by Syracuse (1/27/18) 14 by High Point (11/28/17)
Total Rebounds	High Low	48 vs. Towson (12/22/17) 20 vs. Georgia Tech (1/13/18)	48 by Syracuse (1/27/18) 26 by Virginia Tech (1/6/18)
Assists	High Low	21 vs. Lehigh (11/25/17) 7, at Duke (1/20/18)	21, 2x; last by NC State (1/24/18) 4 by Towson (12/22/17)
Blocked Shots	High Low	9, vs. Syracuse (1/27/18) 0, 2x; last at Virginia Tech (1/6/18)	11 by Syracuse (1/27/17) 0 by Navy (11/10/17)
Steals	High Low	9 vs. Delaware State (12/19/17) 1 vs. UC Santa Barbara (11/15/17)	11, 2x; last by Duke (1/10/18) 3 by Lehigh (11/25/17)
Turnovers	High Low	22 vs. High Point (11/28/17) 8 vs. Duquesne (12/1/17)	16, 2x; last by Delaware State (12/19/17) 6, 2x; last by Duke (1/10/18)
Personal Fouls	High Low	22, 3x; last at Louisville (1/2/18) 13 vs. Duquesne (12/1/17)	25 by West Virginia (12/9/17) 9 by McNeese State (12/16/17)

Individual Game Highs

		PITT	OPPONENT
Points		23, 2x; last Parker Stewart at Syracuse (1/16/18)	31, Kerry Blackshear, Jr., Virginia Tech (1/6/18)
FG Made		8, 4x; last Parker Stewart (11/16/18)	12, Kerry Blackshear, Jr., Virginia Tech (1/6/18)
FG Attempted		23, Jared Wilson-Frame vs. Syracuse (1/27/18)	22, Michael Oguine, Montana (11/13/17)
3-Pt. FG Made		7, Parker Stewart at Syracuse (1/16/18)	5, 3x; last Kavon Waller, Delaware State (12/19/17)
3-Pt. FG Attempted		13, 2x; last Jared Wilson-Frame vs. Syracuse (1/27/18)	14, Braxton Beverly, NC State (1/24/18)
FT Made		8, 2x; last Marcus Carr vs. High Point (11/28/17)	7, 3x; last Marvin Bagley III, Duke (1/20/18)
FT Attempted		10, Shamiel Stevenson vs. Mount St. Mary's (12/5/17)	12, Michael Oguine, Montana (11/13/17)
Rebounds		16, Ryan Luther vs. Mount St. Mary's (12/5/17)	16, 2x; last Bourama Sidibe, Syracuse (1/27/18)
Offensive Rebounds		8, Ryan Luther vs. Mount St. Mary's (12/5/17)	9, Marvin Bagley, Duke (1/10/18)
Defensive Rebounds		9, 2x; last Shamiel Stevenson at Virginia Tech (1/6/18)	13, Bourama Sidibe, Syracuse (1/27/18)
Assists		12, Marcus Carr vs. Syracuse (1/27/18)	12, Markell Johnson, NC State (1/24/18)
Turnovers		7, Marcus Carr vs. Towson (12/22/17)	5, Pinky Wiley, Delaware State (12/19/17)
Blocked Shots		6, Terrell Brown vs. Syracuse (1/27/18)	3, 6x; last Bourama Sidibe & Paschal Chukwu, Syracuse (1/27/18)
Steals		3, 5x; last Shamiel Stevenson at Louisville (1/2/18)	5, 2x; last Frank Howard, Syracuse (1/16/18)
Minutes		39, Jared Wilson-Frame vs. Montana (11/13/17)	44, 2x; last Michael Oguine & Ahmaad Rorie, Montana (11/13/17)

PITT PLAYER SEASON / CAREER HIGHS

2017-18		CAREER	2017-18		CAREER
0 - Jared Wilson-Frame					
Pts	20, 2x; last at Virginia Tech (1/6/18)	same	15 - Kene Chukwuka		
Rebs	13 vs. Syracuse (1/27/18)	same	Pts	9 vs. Duquesne (12/1/17)	same
Asts	4 vs. NC State (1/24/18)	same	Rebs	8 at Duke (1/20/18)	same
Blks	1, 4x; last vs. High Point (11/28/18)	same	Asts	5 vs. Lehigh (11/25/17)	same
Stls	3 vs. Syracuse (1/27/18)	same	Blks	2, 3x; last vs. Syracuse (1/27/18)	same
Mins	39 vs. Montana (11/13/17)	same	Stls	2 at Duke (1/20/18)	same
1 - Parker Stewart					
Pts	23 at Syracuse (1/16/18)	same	Mins	30, 2x; last at Syracuse (1/16/18)	same
Rebs	8 vs. McNeese State (12/16/17)	same	21 - Terrell Brown		
Asts	4 at Virginia Tech (1/6/18)	same	Pts	12 vs. Towson (12/22/17)	same
Blks	1, 3x; last vs. NC State (1/24/18)	-	Rebs	7, 2x; last vs. Towson (12/22/17)	same
Stls	3 vs. Delaware State (12/19/17)	same	Asts	4 vs. McNeese State (12/16/17)	same
Mins	38 at Syracuse (1/16/18)	same	Blks	6 vs. Syracuse (1/27/18)	same
2 - Jonathan Milligan					
Pts	16 vs. Lehigh (11/25/17)	same	Stls	2 at Syracuse (1/16/18)	same
Rebs	3 vs. West Virginia (12/9/17)	same	Mins	32 at Syracuse (1/16/18)	same
Asts	3, 4x; last vs. Towson (12/22/17)	same	22 - Anthony Starzynski		
Blks	1 vs. High Point (11/28/17)	1, 2x; last vs. High Point (11/28/17)	Pts	-	-
Stls	2 vs. Towson (12/22/17)	same	Rebs	-	-
Mins	34 vs. High Point (11/28/17)	same	Asts	-	-
4 - Ryan Luther					
Pts	18, 2x; last vs. Lehigh (11/25/17)	20 vs. Rice (12/17/16)	Blks	-	-
Rebs	16 vs. Mount St. Mary's (12/5/17)	same	Stls	-	-
Asts	5 vs. High Point (11/28/17)	same	Mins	1, 2x; last vs. McNeese State (12/16/17)	same
Blks	3 vs. High Point (11/28/17)	3, 3x; last vs. High Point (11/28/15)	23 - Shamiel Stevenson		
Stls	3, 2x; last vs. Duquesne (12/1/17)	same	Pts	19 vs. Montana (11/13/17)	same
Mins	36 at Navy (11/10/17)	same	Rebs	9, 3x; last at Virginia Tech (1/6/18)	same
5 - Marcus Carr					
Pts	23 vs. Mount St. Mary's (12/5/17)	same	Asts	3, 3x; last vs. Delaware State (12/19/17)	same
Rebs	8 vs. Towson (12/22/17)	same	Blks	1, 6x; last vs. Delaware State (12/19/17)	same
Asts	12 vs. Syracuse (1/27/18)	same	Stls	3 at Louisville (1/2/17)	same
Blks	1, 3x; last vs. Delaware State (12/19/17)	same	Mins	38 vs. West Virginia (12/9/17)	same
Stls	3 vs. Duke (1/10/18)	same	24 - Samson George		
Mins	38 vs. Mount St. Mary's (12/5/17)	same	Pts	4 vs. McNeese State (12/16/17)	same
12 - Joe Mascaro					
Pts	-	-	Rebs	3 vs. Duke (1/10/18)	same
Rebs	-	-	Asts	1 vs. Delaware State (12/19/17)	same
Asts	1 vs. McNeese State (12/16/17)	same	Blks	-	-
Blks	-	-	Stls	-	-
Stls	-	-	Mins	10 vs. Georgia Tech (1/13/18)	same
Mins	1, 2x; last vs. McNeese State (12/16/17)	same	33 - Monty Boykins		
13 - Khameron Davis					
Pts	12 vs. Mount St. Mary's (12/5/17)	same	Pts	9 vs. Georgia Tech (1/13/18)	19 at Sacred Heart (12/12/15)
Rebs	6, 3x; last vs. Syracuse (1/27/18)	same	Rebs	2, 2x; last vs. Delaware State (12/19/17)	9 vs. Colgate (2/27/16)
Asts	4 vs. Oklahoma State (11/21/17)	same	Asts	2 vs. Delaware State (12/19/17)	5 at Loyola [Md.] (1/30/16)
Blks	3, vs. NC State (1/24/18)	same	Blks	-	1, 7x; last vs. Fairleigh Dickenson (12/9/15)
Stls	3 vs. Delaware State (12/19/17)	same	Stls	1, 2x; last at Louisville (1/2/18)	2, 6x; last at Navy (3/1/16)
Mins	36 vs. Miami [Fla.] (12/30/17)	same	Mins	11 at Louisville (1/2/18)	33, 3x; last vs. Fairleigh Dickenson (12/9/15)
35 - Zach Smith					
Pts	-	-	*began college career at Lafayette (2013-17)		
Rebs	1 vs. McNeese State (12/16/17)		42 - Peace Ilegomah		
Asts	-		Pts	4 vs NC State (1/24/18)	same
Blks	-		Rebs	4 vs. Penn State (11/20/17)	same
Stls	-		Asts	1, 3x; last vs. NC State (1/24/18)	same
Mins	2 vs. McNeese State (12/16/17)		Blks	3, 2x; last vs. Towson (12/22/17)	same
42 - Peace Ilegomah					
Pts	4 vs NC State (1/24/18)	same	Stls	1 vs. High Point (11/28/17)	same
Rebs	4 vs. Penn State (11/20/17)	same	Mins	16 vs. McNeese State (12/16/17)	same
Asts	1, 3x; last vs. NC State (1/24/18)	same			
Blks	3, 2x; last vs. Towson (12/22/17)	same			
Stls	1 vs. High Point (11/28/17)	same			
Mins	16 vs. McNeese State (12/16/17)	same			

THE LAST TIME IT HAPPENED ...

► TEAM

Pitt Was Ranked (AP Poll)

No. 1	Feb. 23, 2009
Top 5 (2-5)	No. 4 on March 14, 2011
Top 10 (6-10)	No. 6 on Dec. 27, 2010
Top 25 (11-25)	No. 20 on Jan. 11, 2016

Pitt Played a Ranked Opponent (AP Poll)

No. 1	vs. Syracuse on Feb. 12, 2014
Top 5	at No. 5 Duke on Jan. 20, 2018
Top 10	vs. No. 7 Duke on Jan. 10, 2018
Top 25	vs. No. 15 Miami [Fla.] on Dec. 30, 2017

Pitt Defeated a Ranked Opponent (AP Poll)

No. 1	vs. Connecticut (70-60) on March 7, 2009
Top 5	vs. No. 3 Syracuse (74-66) on Jan. 17, 2011
Top 10	vs. No. 8 Notre Dame (76-72) on Jan. 31, 2015
Top 25	vs. No. 17 Florida State (80-66) on Feb. 18, 2017

Pitt Lost To a Ranked Opponent (AP Poll)

No. 1	vs. Syracuse (58-56) on Feb. 12, 2014
Top 5	at No. 5 Duke (81-54) on Jan. 20, 2018
Top 10	vs. No. 7 Duke (87-52) on Jan. 10, 2018
Top 25	vs. No. 15 Miami [Fla.] (67-53) on Dec. 30, 2017

Pitt Faced No. 1 (AP Poll)

Home	vs. Syracuse (L, 58-56) on Feb. 12, 2014
Road	at Syracuse (L, 71-63) on Jan. 16, 2012
Neutral	vs. Florida (L, 61-45) on March 22, 2014

100 Points by a Team

By Pitt	112, vs. Marshall (12/28/16)
By Opponent	106, Louisville (1/24/17)

40+ Point Win

By Pitt	53 [100-43], vs. Central Arkansas (12/6/15)
By Opponent	55 [106-51], vs. Louisville (1/24/17)

30-39 Point Win

By Pitt	34 [92-58], vs. Maryland Eastern Shore (1/2/16)
By Opponent	35 [87-51], vs. Duke (1/10/18)

20-29 Point Win

By Pitt	21 [72-51], vs. McNeese State (12/16/17)
By Opponent	27 [81-54], at Duke (1/20/18)

Overtime Game

Pitt Win	82-78, vs. Mount St. Mary's (12/5/17)
Pitt Loss	83-78, vs. Montana (11/13/17)

Double Overtime Game

Pitt Win	93-90, vs Eastern Michigan (11/11/16)
Pitt Loss	95-89, vs. Oklahoma State (12/21/06)

Triple Overtime Game

Pitt Win	98-95, vs. West Virginia (2/12/10)
Pitt Loss	74-73, at George Washington (1/10/76)

Won The Game In The Final Seconds

By Pitt	Ashton Gibbs three-point field goal at the buzzer gave Pitt a 73-71 win over Providence March 4, 2010
By Opponent	Steve Vasturia three-point field goal with 2.5 seconds remaining gave Notre Dame a 78-77 win Dec. 31, 2016.

Five or More Players in Double-Digit Scoring

By Pitt	5, vs. UC Santa Barbara (11/15/17)
By Opponent	5, Georgia Tech (1/13/18)

Made 40-49 Field Goals

By Pitt	41, vs. Maryland-Eastern Shore (12/18/10)
By Opponent	41, UCLA (2/2/91)

Made Fewer Than 20 Field Goals

By Pitt	18 vs. Syracuse (1/27/18)
By Opponent	19 by Syracuse (1/27/18)

Had 70-79 Field Goal Attempts

By Pitt	72, vs. Notre Dame (12/31/16)
By Opponent	71, NC State (1/24/18)

Had 80-89 Field Goal Attempts

By Pitt	83, vs. Wake Forest (2/16/16)
By Opponent	89, Villanova (3/4/98)

Had 90-99 Field Goal Attempts

By Pitt	92, vs. Houston Baptist (11/9/07)
By Opponent	95, West Virginia (1/18/67)

Had Fewer Than 35 Field Goal Attempts

By Pitt	35, vs. Cincinnati (12/17/13)
By Opponent	34, Notre Dame (3/11/10)

Shot Over 60 Percent From The Field

By Pitt	.644 [29-of-45], vs. Rice (12/17/15)
By Opponent	.652 [30-of-46], Louisville (1/25/15)

Shot Over 70 Percent From The Field

By Pitt	.717 [33-of-46], at DePaul (3/9/13)
By Opponent	.700 [42-of-60], Syracuse (2/4/89)

Shot Less Than 30 Percent From The Field

By Pitt	.277 [18-of-65], vs. Syracuse (1/27/18)
By Opponent	.243 [17-of-70], McNeese State (12/16/17)

Made 10+ Three-Point Field Goals

By Pitt	12, at Virginia Tech (1/6/18)
By Opponent	12, Duke (1/20/18)

Made 15+ Three-Point Field Goals

By Pitt	16, vs. Notre Dame (1/29/97)
By Opponent	17, Lafayette (1/2/08)

Made 0 Three-Point Field Goals

By Pitt	at Georgia Tech (3/5/16)
By Opponent	Louisville (2/11/15)

Had 30+ Three-Point Field Goal Attempts

By Pitt	34, vs. Syracuse (1/27/18)
By Opponent	35, NC State (1/24/18)

Shot Over 60 Percent From The Three-Point Line

By Pitt	.619 [13-of-21], vs. Virginia (1/4/17)
By Opponent	.632 [12-of-19], Syracuse (3/14/13)

Shot Over 70 Percent From The Three-Point Line

By Pitt	.727 [8-of-11], vs. Connecticut (3/10/11)
By Opponent	.700 [7-of-10], Georgetown (1/20/10)

Shot Over 80 Percent From The Three-Point Line

By Pitt	.833 [5-of-6], vs. Providence (2/11/90)
By Opponent	-

Shot Less Than 20 Percent From Three-Point Line

By Pitt	.182 [4-of-22] vs. Duke (1/10/18)
By Opponent	.200 [3-of-15], Georgia Tech (1/13/18)

Made 30-39 Free Throws

By Pitt	35, vs Eastern Michigan (11/11/16)
By Opponent	33, Wichita State (3/21/13)

Made 40+ Free Throws

By Pitt	42, vs. Oklahoma (1/15/89)
By Opponent	42, St. John's (3/9/95)

Made 5 Or Fewer Free Throws

By Pitt	2, vs. McNeese State (12/16/17)
By Opponent	5, West Virginia (12/9/17)

Had 40-49 Free Throw Attempts

By Pitt	45, vs Eastern Michigan (11/11/16)
By Opponent	41, Wichita State (3/21/13)

Had 50+ Free Throw Attempts

By Pitt	50, vs. Seton Hall (2/8/97)
By Opponent	-

Shot Over 90 Percent From The Foul Line

By Pitt	.933 [14-of-15], NC State (1/24/18)
By Opponent	1.000 [15-of-15] NC State (1/24/18)

Shot 100 Percent From The Foul Line

By Pitt	8-of-8, at Virginia (3/4/17)
By Opponent	15-of-15, NC State (1/24/18)

Had 50-59 Rebounds

By Pitt	50, vs. Gardner-Webb (11/14/16)
By Opponent	51, Rutgers (1/11/12)

Had 60+ Rebounds

By Pitt	60, vs. VMI (12/6/11)
By Opponent	74, West Virginia (2/12/64)

Five Players Fouled Out

By Pitt	vs. Villanova (2/7/86)
By Opponent	Seton Hall (2/9/85)

Had 20-29 Assists

By Pitt	21, vs. Lehigh (11/25/17)
By Opponent	21, NC State (1/24/18)

Had 30+ Assists

By Pitt	30, vs. Virginia Tech (1/31/16)
By Opponent	31, UCLA (2/2/91)

Had 10+ Blocked Shots

By Pitt	11, vs. Saint Joseph's College (11/17/15)
By Opponent	11, Syracuse (1/27/18)

Had 15+ Steals

By Pitt	16, vs. Duquesne (12/3/08)
By Opponent	16, Boston College (3/10/01)

Had 20+ Turnovers

By Pitt	21, vs. Towson (12/22/17)
By Opponent	20, Virginia Tech (1/31/16)

Had 30+ Turnovers

By Pitt	30, at Navy (11/26/99)
By Opponent	31, Carnegie Mellon (12/16/96)

Committed 10 Or Fewer Turnovers

By Pitt	9, vs. Syracuse (1/27/18)
By Opponent	10, Syracuse (1/16/18)

THE LAST TIME IT HAPPENED ...

► INDIVIDUAL

30-39 Points by a Player

By Pitt	30, Jamel Artis vs. Marshall (12/28/16)
	30, Michael Young vs. Marshall (12/28/16)
By Opp.	31, Kerry Blackshear, Jr., Virginia Tech (1/6/18)

40+ Points by a Player

By Pitt	43, Jamel Artis at Louisville (1/11/17)
By Opp.	41, T.J. Warren, NC State (3/3/14)

Two Players Scored 30 or More Points

By Pitt	Jamel Artis (30) and Michael Young (30) vs. Marshall (12/28/16)
By Opp.	Kenny Anderson (32) and Dennis Scott (30), Georgia Tech (12/28/89)

Two Players Scored 20 or More Points

By Pitt	Jamel Artis (25) and Michael Young (25) vs. Notre Dame (12/31/16)
By Opp.	Wendall Carter, Jr. (21) and Marvin Bagley III (20), Duke (1/20/18)

Three Players Scored 20 or More Points

By Pitt	Jamel Artis (30), Michael Young (30) and Sheldon Jeter (21) vs. Marshall (12/28/16)
By Opp.	CJ Burks (25), Stevie Browning (22) and Ryan Taylor (22), Marshall (12/28/16)

10+ Field Goals Made by a Player

By Pitt	12, Sheldon Jeter vs. Florida State (2/18/17)
By Opp.	12, Kerry Blackshear, Jr., Virginia Tech (1/6/18)

15+ Field Goals Made by a Player

By Pitt	15, Jamel Artis at Louisville (1/11/17)
By Opp.	16, T.J. Warren, NC State (3/3/14)

20-29 Field Goal Attempts by a Player

By Pitt	23, Jared Wilson-Frame, Syracuse (1/27/18)
By Opp.	21, Junior Robinson, Mount St. Mary's (12/5/17)

Player Shot 1.000 With 5+ Field Goal Attempts

By Pitt	5-of-5, Khameron Davis vs. Mount St. Mary's (12/5/17)
By Opp.	6-of-6, Mike Watkins, Penn State (11/20/17)

Player Shot .800 With 10+ Field Goal Attempts

By Pitt	12-of-14 [.857], Sheldon Jeter vs. Florida State (2/18/17)
By Opp.	9-fo-10 [.900] Wendall Carter, Jr., Duke (1/20/18)

Player Shot .900 With 10+ Field Goal Attempts

By Pitt	9-of-10 [.900], Talib Zanna at Clemson (1/21/14)
By Opp.	9-fo-10 [.900] Wendall Carter, Jr., Duke (1/20/18)

5+ 3pt Field Goals Made by a Player

By Pitt	7, Parker Stewart at Syracuse (1/16/18)
By Opp.	5, Kavon Waller, Delaware State (12/19/17)

10+ 3pt Field Goal Attempts by a Player

By Pitt	13, Jared Wilson-Frame, Syracuse (1/27/18)
By Opp.	14, Braxton Beverly, NC State (1/24/18)
	12, Sam Hunt, NC State (1/24/18)

Player Shot .800 With 5+ 3pt Field Goal Attempts

By Pitt	.800 [4-of-5], Sheldon Jeter vs. Florida State (2/18/17)
By Opp.	1.000 [5-of-5], Seth Allen, Virginia Tech (1/31/16)

10+ Free Throws Made by a Player

By Pitt	10, Michael Young vs. Marshall (12/28/16)
By Opp.	11, Jon Elmore, Marshall (12/28/16)

15+ Free Throws Made by a Player

By Pitt	15, Chevon Troutman at Syracuse (2/14/05)
By Opp.	16, Michael Sweetney, Georgetown (1/19/02)

10+ Free Throws Attempted by a Player

By Pitt	10, Shamiel Stevenson vs. Mount St. Mary's (12/5/17)
By Opp.	10, Marvin Bagley III, Duke (1/20/18)

15+ Free Throws Attempted by a Player

By Pitt	15, Jamel Artis vs. Marshall (12/28/16)
By Opp.	20, Ovie Soko, Duquesne (11/30/13)

Player Shot 1.000 With 10+ Free Throw Attempts

By Pitt	12-of-12, Tray Woodall vs. Villanova (2/5/12)
By Opp.	14-of-14, Anthony Barber, NC State (1/19/16)

10+ Rebounds by a Player

By Pitt	13, Jared Wilson-Frame vs. Syracuse (1/27/18)
By Opp.	16, Bourama Sidibe, Syracuse (1/27/18)

15+ Rebounds by a Player

By Pitt	16, Ryan Luther vs. Mount St. Mary's (12/5/17)
By Opp.	16, Bourama Sidibe, Syracuse (1/27/18)

20+ Rebounds by a Player

By Pitt	21, Derek Randall vs. Chaminade (11/24/14)
By Opp.	21, Mike Davis, Maryland (2/15/77)

Two Players with 10 or More Rebounds

By Pitt	Cameron Johnson (11), Michael Young (10) and Sheldon Jeter (10) vs. Virginia Tech (2/14/17)
By Opp.	Nick Jacobs (12) and Charles Mitchell (11) Georgia Tech (3/5/16)

5+ Offensive Rebounds by a Player

By Pitt	6, Jared Wilson-Frame vs. Syracuse (1/27/18)
By Opp.	5, Ben Lammers, Georgia Tech (1/13/18)

10+ Defensive Rebounds by a Player

By Pitt	10, Cameron Johnson vs. Virginia Tech (2/14/17)
By Opp.	13, Bourama Sidibe, Syracuse (1/27/18)

10+ Assists by a Player

By Pitt	12, Marcus Carr vs. Syracuse (1/27/18)
By Opp.	12, Markell Johnson, NC State (1/24/18)

5+ Blocked Shots by a Player

By Pitt	6, Terrell Brown vs. Syracuse (1/27/18)
By Opp.	5, Amile Jefferson (2/4/17)

5+ Steals by a Player

By Pitt	5, Lamar Patterson vs. Duquesne (11/30/14)
By Opp.	5, Frank Howard, Syracuse (1/16/18)

Double-Double by a Player*

By Pitt	18/13, Jared Wilson-Frame vs. Syracuse (1/27/18)
	16/12 ast., Marcus Carr vs. Syracuse (1/27/18)
By Opp.	18/16, Bourama Sidibe, Syracuse (1/27/18)

20 - 20 Games (Points - Rebounds)

By Pitt	20/20, DeJuan Blair at Connecticut (2/16/09)
By Opp.	42/20, Bruce King, Iowa (12/30/76)

Triple-Double by a Player^

By Pitt	23/12/11, Ricardo Greer vs. Villanova (3/4/98)
By Opp.	14/10/11, Mike Griffin, Syracuse (2/27/01)

*Double-doubles are points and rebounds unless otherwise indicated

^Triple-doubles are points, rebounds, and assists

PITT MISCELLANEOUS STATISTICS

Games as Leading Scorer

Jared Wilson-Frame	10
Shamuel Stevenson	4
Parker Stewart	4
Ryan Luther	3
Marcus Carr	2
Jonathan Milligan	2
Monty Boykins	1

Games as Leading Rebounder

Ryan Luther	9
Shamuel Stevenson	9
Parker Stewart	3
Terrell Brown	3
Kene Chukwuka	2
Khameron Davis	2
Jared Wilson-Frame	2
Marcus Carr	1

Games Leading in Assists

Marcus Carr	17
Shamuel Stevenson	4
Ryan Luther	3
Jonathan Milligan	3
Parker Stewart	2
Jared Wilson-Frame	2
Kene Chukwuka	1
Terrell Brown	1

Double-Figure Scoring Games

Jared Wilson-Frame	15
Marcus Carr	11
Parker Stewart	10
Shamuel Stevenson	9
Ryan Luther	8
Jonathan Milligan	4
Khameron Davis	2
Terrell Brown	1

Double-Figure Rebounding Games

Ryan Luther	5
Jared Wilson-Frame	1

Double-Figure Assist Game

Marcus Carr	2
-------------	---

Double-Doubles

Ryan Luther	4
Marcus Carr	2
Jared Wilson-Frame	1

20+ Point Games

Jared Wilson-Frame	1
Marcus Carr	1
Parker Stewart	1

Pitt's First Substitution

Kene Chukwuka	8
Shamuel Stevenson	7
Terrell Brown	5
Parker Stewart	4
Khameron Davis	4
Marcus Carr	3
Jared Wilson-Frame	3
Jonathan Milligan	2
Peace Ilegomah	1
Samson George	1
Monty Boykins	1

Jump Balls Controlled

Opponent	8
Pitt	16
Ryan Luther	7
Terrell Brown	7
Peace Ilegomah	1
Kene Chukwuka	1

Technical Fouls

Opponent	4
Pitt	7

Bench

Monty Boykins	3
Jared Wilson-Frame	1
Parker Stewart	1
Kene Chukwuka	1

Charges Drawn

Opponent	20
Pitt	11
Jonathan Milligan	3
Kene Chukwuka	2
Parker Stewart	2
Jared Wilson-Frame	1
Marcus Carr	1
Khameron Davis	1
Samson George	1

Dunks

Opponent	58
Pitt	37
Shamuel Stevenson	14
Terrell Brown	11
Ryan Luther	4
Jared Wilson-Frame	4
Khameron Davis	2
Samson George	2

Four-Point Plays

Opponent	0
Pitt	1
Khameron Davis	1

Three-Point Plays

Opponent	20
Pitt	17
Jared Wilson-Frame	4
Marcus Carr	4
Shamuel Stevenson	2
Terrell Brown	2
Jonathan Milligan	2
Parker Stewart	1
Ryan Luther	1
Monty Boykins	1

Largest Halftime Lead

22 [44-22] vs. Delaware State (12/19/17)

Largest Halftime Deficit

26 [47-21] vs. Penn State (11/20/17)
26 [50-26] vs. Duke (1/10/18)

Largest Halftime Deficit Overcome to Win

6 [38-32] vs. UC Santa Barbara (11/15/17)

Largest Deficit Overcome to Win

10 [37-27] vs. UC Santa Barbara (11/15/17)

Largest Pitt Lead

27 [37-10] vs. Delaware State (12/19/17)

Largest Pitt Deficit

42 [79-37] vs. Penn State (11/20/17)

Largest Pitt Win

21 [72-51] vs. McNeese State (12/16/17)

Largest Pitt Defeat

35 [87-51] vs. Duke (1/10/18)

Most Consecutive Points Scored

13, vs. NC State (1/24/18)

Most Consecutive Points Allowed

17, vs. Penn State (11/20/17)
17, at Louisville (1/2/18)

Longest Winning Streak

4, Nov. 25-Dec. 5

Longest Losing Streak

9, Dec. 30 - Jan. 27

Largest Home Crowd

9,180 vs. Duke (1/10/18)

Largest Road Crowd

21,259 at Syracuse (1/16/18)

Largest Neutral Crowd

10,118 [PPG Paints Arena] vs. Duquesne (12/1/17)

► PITT'S 2017-18 RECORD WHEN ...

Plays at home	7-7
Plays on the road	0-5
Plays at neutral site	1-2
Record vs. the ACC (regular season)	0-9
Record against non-conference	8-5
Wins the game before	5-3
Loses the game before	3-10
Leads at half	6-1
Trails at half	2-13
Tied at half	0-0
Plays an overtime game	0-0
Shoots 50% or better	3-1
Shoots less than 50%	5-13
Opp. shoots 50% or less	8-8
Shoots better than opp.	8-2
Shoots worse than opp.	0-12
Has more FTs made than opp.	5-5
Has equal FTs made	0-1
Has less FTs made than opp.	3-8
Outrebound opp.	4-2
Is outrebounded	3-12
Has equal rebounds	1-0
Has more TOs than opp.	6-13
Has equal or less TOs than opp.	2-1
Scores more/equal bench pts.	7-7
Scores less bench pts.	1-7
Plays a ranked opp. (AP)	0-4
Makes 5+ 3-Pt. shots	8-10
No Pitt player fouls out	8-9
1+ Pitt player fouls out	0-5
Has 20+ assists	1-0
Wears white uniforms	6-5
Wears gold uniforms	1-1
Wear retro white uniforms	0-1
Wears navy blue uniforms	1-5
Wears black uniforms	0-2
Plays in tournaments	1-3
Plays on television	0-12
Plays in November	3-4
Plays in December	5-2
Plays in January	0-8
Plays in February	0-0
Plays in March	0-0
Plays during the day	2-6
Plays at night	6-8
Plays on Sunday	0-0
Plays on Monday	0-2
Plays on Tuesday	3-3
Plays on Wednesday	1-2
Plays on Thursday	0-0
Plays on Friday	2-1
Plays on Saturday	2-6
Margin is 5 pts. or less	2-3
Margin is 10 pts. or less	3-5
Margin is between 11-20	2-5
Margin is more than 20	1-4
Has a 20-pt. scorer	1-4
Has a 30-pt. scorer	0-0
Scores 59 points or less	0-8
Scores 60+ points	8-6
Scores 70+ points	7-1
Scores 80+ points	2-0
Scores 90+ points	0-0
Scores 100+ points	0-0

► BY STARTING LINEUP

Carr, Milligan, Wilson-Frame, Luther, Chukwuka	2-1
Carr, Davis, Wilson-Frame, Stevenson, Brown	2-0
Milligan, Carr, Wilson-Frame, Stevenson, Luther	2-0
Milligan, Wilson-Frame, Stevenson, Luther, Brown	1-0
Carr, Davis, Stewart, Wilson-Frame, Ilegomah	1-0
Carr, Davis, Stewart, Wilson-Frame, Brown	0-1
Milligan, Stewart, Wilson-Frame, Stevenson, Luther	0-1
Carr, Davis, Wilson-Frame, Luther, Brown	0-1
Milligan, Davis, Wilson-Frame, Luther, Brown	0-1
Carr, Davis, Wilson-Frame, Stevenson, Luther	0-1
Carr, Davis, Stewart, Stevenson, Ilegomah	0-1
Carr, Stewart, Wilson-Frame, Stevenson, Chukwuka	0-1
Carr, Stewart, Davis, Wilson-Frame, Chukwuka	0-2
Carr, Stewart, Davis, Chukwuka, Brown	0-2
Carr, Davis, Stewart, Stevenson, Brown	0-2


PITT BASKETBALL IN THE POLLS

The Pitt basketball program has held a prominent spot in the national basketball scene for the past 16 seasons. The final national rankings are just one area to measure the Panthers success in that span. Pitt has finished in the Associated Press top 25 in eight of the past 16 seasons, including three times concluded the year ranked in the top 10 in the nation.

- Pitt has been ranked in the top 25 of the AP Poll at some point in 14 of the past 16 seasons.
- Pitt concluded the 2008-09 and 2010-11 season ranked No. 4 in the AP Poll.
- Pitt claimed its first No. 1 ranking in the AP Poll during the 2008-09 season.
- The Panthers have been ranked in the AP top 25 a total of 260 weeks.
- Pitt has been ranked in the top 10 of the AP Poll 117 times.
- The Panthers spent the entire 2008-09 season ranked in the top 10 of the AP Poll including 17 weeks in the top 5 and three weeks ranked No. 1 overall.

AP POLL RECORDS								
▶ ALL-TIME RECORD - RANKED			▶ ALL-TIME RECORD - VS. RANKED					
Rk	W-L	Pct.	Rk	W-L	Pct.			
1	3-2	.600	1	2-16	.111			
2	11-6	.647	2	3-9	.250			
3	24-4	.857	3	5-15	.250			
4	36-7	.837	4	5-9	.357			
5	25-2	.926	5	8-9	.471			
6	17-4	.810	6	3-11	.214			
7	17-6	.739	7	2-5	.286			
8	8-5	.615	8	4-10	.286			
9	13-9	.591	9	8-10	.444			
10	15-3	.833	10	3-12	.200			
11	14-5	.737	11	5-19	.208			
12	11-4	.733	12	8-14	.364			
13	18-6	.750	13	7-7	.500			
14	11-2	.846	14	2-15	.118			
15	14-4	.778	15	8-10	.444			
16	11-7	.611	16	2-8	.200			
17	26-8	.765	17	5-10	.333			
18	12-9	.571	18	2-15	.118			
19	4-2	.667	19	6-10	.375			
20	14-6	.700	20	9-7	.563			
21	3-2	.600	21	0-10	.000			
22	17-11	.607	22	1-2	.333			
23	6-1	.857	23	4-4	.500			
24	8-3	.727	24	2-6	.250			
25	4-3	.571	25	6-5	.545			
Total	342-121	.739	Total	110-248	.307			

▶ PITT IN THE AP POLL	
Total Polls Ranked	260
Top 10 Rankings	117
Longest Consecutive Polls Ranked	60
Current Streak	0
Years Ranked	
Total Years	23
Consecutive Years	13
Current Streak	1
Final Poll	
Total Polls	12
Top 10	5
High Rank	4
No. 1 Ranking	
Total Rankings	3
Most No. 1 Weeks in Succession	2
Weeks Ranked By Ranking	
First Ranked: Dec. 16, 1958 (No. 18)	
Last Ranked: Jan. 11, 2016 (No. 20)	
Rank	Weeks
No. 1	3
No. 2	11
No. 3	16
No. 4	21
No. 5	15
No. 6	12
No. 7	12
No. 8	7
No. 9	13
No. 10	10
No. 11	10
No. 12	9
No. 13	10
No. 14	8
No. 15	10
No. 16	13
No. 17	18
No. 18	11
No. 19	3
No. 20	12
No. 21	3
No. 22	14
No. 23	6
No. 24	8
No. 25	4



JARED WILSON-FRAME | #0

JR-TR • G/F • 6-5 • 220 • Hartford, Conn. • Windsor / Northwest Florida State

CAREER STATISTICS

Season	gp-gs min/avg		Total		3-Point		F-Throws		Rebounds											Scoring	
			fg-fga	pct	fg-fga	pct	ft-fga	pct	off	def	tot	avg	pf	fo	ast	to	blk	stl	pts	avg	
2017-18	22-17	622/28.3	95-260	.365	42-151	.278	49-60	.817	19	64	83	3.8	37	0	27	49	4	14	281	12.8	
TOTAL	22-17	622/28.3	95-260	.365	42-151	.278	49-60	.817	19	64	83	3.8	37	0	27	49	4	14	281	12.8	

2017-18 GAME-BY-GAME

Opponent	Date	gs	min	Total		3-Pointers		Free throws		Rebounds												pts	avg
				fg-fga	pct	3fg-fga	pct	ft-fga	pct	off	def	tot	avg	pf	a	t/o	blk	stl					
at Navy	11/10/17	*	33	8-17	.471	4-11	.364	0-2	.000	0	1	1	1.0	2	1	3	0	2	20	20.0			
MONTANA	11/13/17	*	39	5-10	.500	1-3	.333	4-4	1.000	1	3	4	2.5	0	1	0	1	0	15	17.5			
UC SANTA BARBARA	11/15/17	*	28	4-7	.571	1-2	.500	5-6	.833	1	5	6	3.7	2	0	2	1	0	14	16.3			
vs Penn State	11/20/17	*	25	6-19	.316	5-12	.417	0-0	.000	2	0	2	3.3	2	1	3	0	1	17	16.5			
vs Oklahoma State	11/21/17	*	29	4-10	.400	2-5	.400	3-4	.750	0	2	2	3.0	4	0	4	0	2	13	15.8			
LEHIGH	11/25/17	*	26	3-8	.375	2-6	.333	0-0	.000	0	3	3	3.0	2	2	1	1	0	8	14.5			
HIGH POINT	11/28/17	*	31	4-8	.500	3-5	.600	0-0	.000	0	4	4	3.1	0	2	3	1	0	11	14.0			
vs Duquesne	12/01/17	*	21	1-9	.111	1-6	.167	0-0	.000	0	2	2	3.0	2	1	0	0	0	3	12.6			
MOUNT ST. MARY'S	12/5/17	*	37	5-12	.417	1-4	.250	4-5	.800	2	0	2	2.9	3	2	2	0	0	15	12.9			
WEST VIRGINIA	12/9/17	*	27	3-10	.300	0-6	.000	3-4	.750	1	4	5	3.1	1	2	2	0	0	9	12.5			
MCNEESE	12/16/17	*	21	7-11	.636	5-7	.714	0-0	.000	1	4	5	3.3	1	1	2	0	0	19	13.1			
DELAWARE STATE	12/19/17	*	28	3-9	.333	2-8	.250	5-6	.833	1	5	6	3.5	4	1	3	0	1	13	13.1			
TOWSON	12/22/17	*	27	3-16	.188	2-11	.182	2-5	.400	2	7	9	3.9	2	1	4	0	1	10	12.8			
MIAMI	12/30/17	*	28	5-13	.385	0-3	.000	3-3	1.000	0	2	2	3.8	1	1	2	0	2	13	12.9			
at LOUISVILLE	1/2/18		24	2-13	.154	0-9	.000	2-2	1.000	0	3	3	3.7	1	0	2	0	0	6	12.4			
at Virginia Tech	01/06/18		32	6-16	.375	4-11	.364	4-4	1.000	0	4	4	3.8	3	0	2	0	1	20	12.9			
DUKE	1/10/18		30	7-17	.412	1-9	.111	2-2	1.000	1	1	2	3.6	2	2	3	0	0	17	13.1			
GEORGIA TECH	1/13/18	*	23	2-9	.222	2-5	.400	3-3	1.000	1	1	2	3.6	0	0	4	0	1	9	12.9			
at Syracuse	1/16/18		25	1-6	.167	0-5	.000	3-3	1.000	0	2	2	3.5	2	2	1	0	0	5	12.5			
at Duke	01/20/18		19	2-3	.667	0-1	.000	0-0	.000	0	0	0	3.3	1	2	2	0	0	4	12.1			
NC STATE	1/24/18	*	34	7-14	.500	3-9	.333	5-5	1.000	0	4	4	3.3	0	4	2	0	0	22	12.5			
SYRACUSE	1/27/18	*	35	7-23	.304	3-13	.231	1-2	.500	6	7	13	3.8	2	1	2	0	3	18	12.8			
Totals			17	622	95-260	.365	42-151	.278	49-60	.817	19	64	83	3.8	37	27	49	4	14	281	12.8		

Games played: 22
Minutes/game: 28.3
Points/game: 12.8
FG Pct: 36.5
3FG Pct: 27.8
FT Pct: 81.7

Rebounds/game: 3.8
Assists/game: 1.2
Turnovers/game: 2.2
Assist/turnover ratio: 0.6
Steals/game: 0.6
Blocks/game: 0.2

CAREER HIGHS

Points	22, vs. NC State, 1/24/18
FG	8, at Navy, 11/10/17
FGA	23, vs. Syracuse, 1/27/18
3FG	5, 2x; last vs. McNeese State, 12/16/17
3FGA	13, vs. Syracuse, 1/27/18
FT	5, 3x; last vs. NC State, 1/24/18
FTA	6, 2x; last vs. Delaware State, 12/19/17
Rebounds	13, vs. Syracuse, 1/27/18
Off. Rebounds	6, vs. Syracuse, 1/27/18
Def. Rebounds	7, 2x; last vs. Syracuse, 1/27/18
Assists	4, vs. NC State, 1/24/18
Steals	2, 3x; last vs. Miami [Fla.], 12/30/17
Blocks	1, 4x; last vs. High Point, 11/28/17
Minutes	39, vs. Montana, 11/13/17

	2017-18	Career
20+ Point Games	3	3
Double-Figure Points	15	15
Double-Figure Rebounds	1	1
Double-Doubles	1	1
5 or more Rebounds	6	6
3 or more Assists	1	1
3 or more 3PT FG	7	7
20+ Minutes	20	20
30+ Minutes	8	8



PARKER STEWART | #1

FR-HS • G • 6-5 • 190 • Union City, Tenn. • Union City

CAREER STATISTICS

Season	gp-gs	min/avg	Total		3-Point		F-Throws		Rebounds										Scoring	
			fg-fga	pct	fg-fga	pct	ft-fga	pct	off	def	tot	avg	pf	fo	ast	to	blk	stl	pts	avg
2017-18	22-11	531/24.1	55-144	.382	42-115	.365	28-34	.824	4	55	59	2.7	34	0	20	14	3	10	180	8.2
TOTAL	22-11	531/24.1	55-144	.382	42-115	.365	28-34	.824	4	55	59	2.7	34	0	20	14	3	10	180	8.2

2017-18 GAME-BY-GAME

Opponent	Date	gs	min	Total		3-Pointers		Free throws		Rebounds				pf	a	t/o	blk	stl	pts	avg	
				fg-fga	pct	3fg-fga	pct	ft-fga	pct	off	def	tot	avg								
at Navy	11/10/17	*	21	0-5	.000	0-5	.000	0-0	.000	0	1	1	1.0	2	0	0	0	0	0	0.0	
MONTANA	11/13/17		27	1-5	.200	1-4	.250	2-2	1.000	0	2	2	1.5	2	0	0	0	0	5	2.5	
UC SANTA BARBARA	11/15/17		20	2-5	.400	1-3	.333	7-8	.875	0	2	2	1.7	2	0	0	0	0	12	5.7	
vs Penn State	11/20/17		20	1-7	.143	1-5	.200	0-0	.000	0	1	1	1.5	1	1	0	0	0	3	5.0	
vs Oklahoma State	11/21/17		2	0-0	.000	0-0	.000	0-0	.000	0	0	0	1.2	0	0	0	0	0	0	4.0	
LEHIGH	11/25/17		21	4-7	.571	4-7	.571	0-0	.000	0	4	4	1.7	0	1	0	0	1	12	5.3	
HIGH POINT	11/28/17		7	1-2	.500	0-1	.000	0-0	.000	0	2	2	1.7	0	0	0	0	0	2	4.9	
vs Duquesne	12/01/17		26	5-7	.714	4-6	.667	0-0	.000	0	2	2	1.8	2	2	1	0	0	14	6.0	
MOUNT ST. MARY'S	12/5/17		16	1-4	.250	1-3	.333	0-0	.000	0	2	2	1.8	1	1	0	0	0	3	5.7	
WEST VIRGINIA	12/9/17		18	1-5	.200	1-5	.200	3-4	.750	0	2	2	1.8	1	1	0	0	0	6	5.7	
MCNEESE	12/16/17		23	2-5	.400	2-5	.400	0-0	.000	0	8	8	2.4	0	2	1	0	1	6	5.7	
DELAWARE STATE	12/19/17		16	2-7	.286	2-7	.286	1-2	.500	0	0	0	2.2	0	2	2	0	3	7	5.8	
TOWSON	12/22/17	*	32	4-12	.333	2-9	.222	3-4	.750	1	3	4	2.3	4	1	0	1	1	13	6.4	
MIAMI	12/30/17	*	29	4-7	.571	2-5	.400	2-2	1.000	0	2	2	2.3	1	0	2	1	1	12	6.8	
at LOUISVILLE	1/2/18	*	29	3-8	.375	3-6	.500	3-4	.750	1	5	6	2.5	3	2	2	0	0	12	7.1	
at Virginia Tech	01/06/18	*	32	4-5	.800	4-5	.800	0-0	.000	1	2	3	2.6	3	4	1	0	0	12	7.4	
DUKE	1/10/18	*	31	3-11	.273	1-5	.200	3-3	1.000	1	3	4	2.6	0	1	0	0	0	10	7.6	
GEORGIA TECH	1/13/18	*	27	1-3	.333	1-3	.333	2-3	.667	0	2	2	2.6	4	0	0	0	0	5	7.4	
at Syracuse	1/16/18	*	38	8-14	.571	7-13	.538	0-0	.000	0	3	3	2.6	1	1	3	0	1	23	8.3	
at Duke	01/20/18	*	32	6-10	.600	3-6	.500	0-0	.000	0	3	3	2.7	1	0	1	0	0	15	8.6	
NC STATE	1/24/18	*	27	0-6	.000	0-4	.000	2-2	1.000	0	1	1	2.6	2	0	1	1	2	2	8.3	
SYRACUSE	1/27/18	*	37	2-9	.222	2-8	.250	0-0	.000	0	5	5	2.7	4	1	0	0	0	6	8.2	
Totals			11	531	55-144	.382	42-115	.365	28-34	.824	4	55	59	2.7	34	20	14	3	10	180	8.2

Games played: 22
Minutes/game: 24.1
Points/game: 8.2
FG Pct: 38.2
3FG Pct: 36.5
FT Pct: 82.4

Rebounds/game: 2.7
Assists/game: 0.9
Turnovers/game: 0.6
Assist/turnover ratio: 1.4
Steals/game: 0.5
Blocks/game: 0.1

CAREER HIGHS

Points	23, at Syracuse, 1/16/18
FG	8, at Syracuse, 1/16/18
FGA	14, at Syracuse, 1/16/18
3FG	7, at Syracuse, 1/16/18
3FGA	13, at Syracuse, 1/16/18
FT	7, vs. UC Santa Barbara, 11/15/17
FTA	8, vs. UC Santa Barbara, 11/15/17
Rebounds	8, vs. McNeese State, 12/16/17
Off. Rebounds	1, 4x; last vs. Duke, 1/10/18
Def. Rebounds	8, vs. McNeese State, 12/16/17
Assists	4, at Virginia Tech, 1/6/18
Steals	3, vs. Delaware State, 12/19/17
Blocks	1, 3x; last vs. NC State, 1/24/18
Minutes	38, at Syracuse, 1/16/18

	2017-18	Career
20+ Point Games	1	1
Double-Figure Points	10	10
5 or more Rebounds	3	3
3 or more Assists	1	1
3 or more 3PT FG	6	6
2 or more Steals	2	2
20+ Minutes	17	17
30+ Minutes	6	6



JONATHAN MILLIGAN | #2

R-SR-2L • G • 6-2 • 170 • Orlando, Fla. • Mount Zion Academy [N.C.] / Kilgore College

CAREER STATISTICS

			Total		3-Point		F-Throws		Rebounds											Scoring	
Season	gp-gs	min/avg	fg-fga	pct	fg-fga	pct	ft-fga	pct	off	def	tot	avg	pf	fo	ast	to	blk	stl	pts	avg	
2015-16	4-0	39/9.8	4-7	.571	3-4	.750	2-2	1.000	0	1	1	0.3	7	0	3	2	0	0	13	3.3	
2016-17	27-1	227/8.4	18-63	.286	16-50	.320	7-8	.875	2	6	8	0.3	20	0	15	13	1	1	59	2.2	
2017-18	22-8	377/17.1	39-86	.453	7-34	.206	32-43	.744	1	24	25	1.1	20	0	30	28	1	8	117	5.3	
TOTAL	53-9	643/12.1	61-156	.391	26-88	.295	41-53	.774	3	31	34	0.6	47	0	48	43	2	9	189	3.6	

2017-18 GAME-BY-GAME

Opponent	Date	gs	min	Total		3-Pointers		Free throws		Rebounds											pts	avg
				fg-fga	pct	3fg-fga	pct	ft-fga	pct	off	def	tot	avg	pf	a	t/o	blk	stl				
at Navy	11/10/17	*	9	0-3	.000	0-2	.000	0-0	.000	0	0	0	0.0	0	1	1	0	1	0	0	0	0.0
MONTANA	11/13/17		17	2-5	.400	0-0	.000	1-2	.500	0	1	1	0.5	0	1	2	0	1	5	2.5		
UC SANTA BARBARA	11/15/17	*	27	4-5	.800	2-2	1.000	4-5	.800	0	2	2	1.0	1	3	0	0	1	14	6.3		
vs Penn State	11/20/17	*	19	3-5	.600	1-2	.500	1-3	.333	0	1	1	1.0	0	2	0	0	0	8	6.8		
vs Oklahoma State	11/21/17	*	30	3-8	.375	0-2	.000	0-0	.000	0	2	2	1.2	2	1	2	0	0	6	6.6		
LEHIGH	11/25/17	*	29	5-9	.556	0-2	.000	6-6	1.000	0	2	2	1.3	3	3	1	0	0	16	8.2		
HIGH POINT	11/28/17	*	34	2-4	.500	0-2	.000	8-8	1.000	0	1	1	1.3	1	2	3	1	1	12	8.7		
vs Duquesne	12/01/17	*	29	2-5	.400	0-2	.000	0-0	.000	0	2	2	1.4	2	2	2	0	0	4	8.1		
MOUNT ST. MARY'S	12/5/17	*	19	1-3	.333	1-2	.500	0-0	.000	0	0	0	1.2	1	2	1	0	0	3	7.6		
WEST VIRGINIA	12/9/17		15	0-3	.000	0-2	.000	0-0	.000	0	3	3	1.4	2	0	2	0	0	0	6.8		
MCNEESE	12/16/17		16	3-6	.500	1-4	.250	0-0	.000	0	2	2	1.5	1	0	0	0	0	7	6.8		
DELAWARE STATE	12/19/17		22	4-7	.571	2-5	.400	3-4	.750	0	0	0	1.3	2	3	0	0	1	13	7.3		
TOWSON	12/22/17		22	2-4	.500	0-1	.000	1-2	.500	0	2	2	1.4	0	3	2	0	2	5	7.2		
MIAMI	12/30/17		15	0-0	.000	0-0	.000	1-2	.500	0	2	2	1.4	2	1	4	0	0	1	6.7		
at LOUISVILLE	1/2/18		18	2-4	.500	0-2	.000	0-1	.000	0	1	1	1.4	1	2	2	0	0	4	6.5		
at Virginia Tech	01/06/18		8	1-5	.200	0-2	.000	0-0	.000	0	0	0	1.3	0	0	1	0	0	2	6.3		
DUKE	1/10/18		10	0-1	.000	0-0	.000	0-2	.000	0	0	0	1.2	1	1	0	0	0	0	5.9		
GEORGIA TECH	1/13/18		7	2-2	1.000	0-0	.000	1-1	1.000	0	0	0	1.2	0	2	1	0	0	5	5.8		
at Syracuse	1/16/18		3	0-0	.000	0-0	.000	0-0	.000	0	0	0	1.1	0	0	1	0	0	0	5.5		
at Duke	01/20/18		12	3-4	.750	0-0	.000	3-4	.750	0	1	1	1.1	0	0	1	0	1	9	5.7		
NC STATE	1/24/18		10	0-2	.000	0-1	.000	0-0	.000	1	1	2	1.1	0	1	1	0	0	0	5.4		
SYRACUSE	1/27/18		6	0-1	.000	0-1	.000	3-3	1.000	0	1	1	1.1	1	0	1	0	0	3	5.3		
Totals		8	377	39-86	.453	7-34	.206	32-43	.744	1	24	25	1.1	20	30	28	1	8	117	5.3		

Games played: 22
Minutes/game: 17.1
Points/game: 5.3
FG Pct: 45.3
3FG Pct: 20.6
FT Pct: 74.4

Rebounds/game: 1.1
Assists/game: 1.4
Turnovers/game: 1.3
Assist/turnover ratio: 1.1
Steals/game: 0.4
Blocks/game: 0.0

CAREER HIGHS

Points	16, vs. Lehigh, 11/25/17
FG	5, vs. Lehigh, 11/25/17
FGA	9, vs. Lehigh, 11/25/17
3FG	3, vs. Morehead State, 11/25/16
3FGA	6, vs. Gardner-Webb, 11/14/16
FT	8, vs. High Point, 11/28/17
FTA	8, vs. High Point, 11/28/17
Rebounds	3, vs. West Virginia, 12/9/17
Off. Rebounds	1, 3x; last vs. NC State, 12/24/18
Def. Rebounds	3, vs. West Virginia, 12/9/17
Assists	3, 4x; last vs. Towson, 12/22/17
Steals	2, vs. Towson, 12/22/17
Blocks	1, 2x; last vs. High Point, 11/28/17
Minutes	34, vs. High Point, 11/28/17

	2017-18	Career
Double-Figure Points	4	5
2 or more 3PT FG	2	6
5 or more Rebounds	-	-
3 or more Assists	4	4
2 or more Steals	1	1
20+ Minutes	7	7
30+ Minutes	2	2



RYAN LUTHER | #4

SR-3L • F • 6-9 • 225 • Gibsonia, Pa. • Hampton

CAREER STATISTICS

			Total		3-Point		F-Throws		Rebounds										Scoring	
Season	gp-gs	min/avg	fg-fga	pct	fg-fga	pct	ft-fa	pct	off	def	tot	avg	pf	fo	ast	to	blk	stl	pts	avg
2014-15	23-0	185/8.0	18-35	.514	5-11	.455	3-7	.429	13	11	24	1.0	22	0	7	5	4	1	44	1.9
2015-16	32-0	421/13.2	63-108	.583	8-18	.444	26-39	.667	44	49	93	2.9	51	0	14	29	11	13	160	5.0
2016-17	21-2	406/19.3	42-78	.538	9-22	.409	27-36	.750	25	57	82	3.9	48	2	15	33	14	5	120	5.7
2017-18	10-10	325/32.5	48-105	.457	12-31	.387	19-29	.655	36	65	101	10.1	28	1	28	19	7	16	127	12.7
TOTAL	86-12	1337/15.5	171-326	.525	34-82	.415	75-111	.676	118	182	300	3.5	149	3	64	86	36	35	451	5.2

2017-18 GAME-BY-GAME

Opponent	Date	gs	min	Total		3-Pointers		Free throws		Rebounds				pf	a	t/o	blk	stl	pts	avg
				fg-fga	pct	3fg-fga	pct	ft-fa	pct	off	def	tot	avg							
at Navy	11/10/17	*	36	6-13	.462	1-3	.333	1-2	.500	2	6	8	8.0	3	4	1	1	2	14	14.0
MONTANA	11/13/17	*	33	8-15	.533	1-2	.500	1-2	.500	7	4	11	9.5	5	2	3	0	1	18	16.0
UC SANTA BARBARA	11/15/17	*	29	5-9	.556	3-4	.750	0-0	.000	3	7	10	9.7	4	2	2	0	0	13	15.0
vs Penn State	11/20/17	*	29	2-11	.182	1-5	.200	1-2	.500	3	6	9	9.5	2	1	1	0	1	6	12.8
vs Oklahoma State	11/21/17	*	34	4-9	.444	1-4	.250	1-2	.500	1	7	8	9.2	3	1	2	0	2	10	12.2
LEHIGH	11/25/17	*	30	5-6	.833	0-1	.000	8-9	.889	2	8	10	9.3	0	4	1	1	3	18	13.2
HIGH POINT	11/28/17	*	34	4-7	.571	2-4	.500	5-6	.833	2	6	8	9.1	1	5	4	3	1	15	13.4
vs Duquesne	12/01/17	*	37	7-15	.467	2-3	.667	0-1	.000	4	5	9	9.1	3	4	1	0	3	16	13.8
MOUNT ST. MARY'S	12/5/17	*	31	2-11	.182	0-2	.000	0-0	.000	8	8	16	9.9	4	3	3	1	2	4	12.7
WEST VIRGINIA	12/9/17	*	32	5-9	.556	1-3	.333	2-5	.400	4	8	12	10.1	3	2	1	1	1	13	12.7
MCNEESE	12/16/17	dnp	-	-	-	-	-	-	-	-	-	-	-	-	-	-	-	-	-	-
DELAWARE STATE	12/19/17	dnp	-	-	-	-	-	-	-	-	-	-	-	-	-	-	-	-	-	-
TOWSON	12/22/17	dnp	-	-	-	-	-	-	-	-	-	-	-	-	-	-	-	-	-	-
MIAMI	12/30/17	dnp	-	-	-	-	-	-	-	-	-	-	-	-	-	-	-	-	-	-
at LOUISVILLE	1/2/18	dnp	-	-	-	-	-	-	-	-	-	-	-	-	-	-	-	-	-	-
at Virginia Tech	01/06/18	dnp	-	-	-	-	-	-	-	-	-	-	-	-	-	-	-	-	-	-
DUKE	1/10/18	dnp	-	-	-	-	-	-	-	-	-	-	-	-	-	-	-	-	-	-
GEORGIA TECH	1/13/18	dnp	-	-	-	-	-	-	-	-	-	-	-	-	-	-	-	-	-	-
at Syracuse	1/16/18	dnp	-	-	-	-	-	-	-	-	-	-	-	-	-	-	-	-	-	-
at Duke	01/20/18	dnp	-	-	-	-	-	-	-	-	-	-	-	-	-	-	-	-	-	-
NC STATE	1/24/18	dnp	-	-	-	-	-	-	-	-	-	-	-	-	-	-	-	-	-	-
SYRACUSE	1/27/18	dnp	-	-	-	-	-	-	-	-	-	-	-	-	-	-	-	-	-	-
Totals		10	325	48-105	.457	12-31	.387	19-29	.655	36	65	101	10.1	28	28	19	7	16	127	12.7

Games played: 10
Minutes/game: 32.5
Points/game: 12.7
FG Pct: 45.7
3FG Pct: 38.7
FT Pct: 65.5

Rebounds/game: 10.1
Assists/game: 2.8
Turnovers/game: 1.9
Assist/turnover ratio: 1.5
Steals/game: 1.6
Blocks/game: 0.7

CAREER HIGHS

		2017-18	Career
Points	20, vs. Rice, 12/17/16	-	1
FG	8, 2x; last vs. Montana, 11/13/17	-	5
FGA	15, 2x; last vs. Duquesne, 12/1/17	4	5
3FG	3, vs. Kansas State, 11/26/14	8	17
3FGA	5, vs. Penn State, 11/20/17	5	6
FT	8, vs. Lehigh, 11/25/17	10	23
FTA	9, vs. Lehigh, 11/25/17	5	7
Rebounds	16, vs. Mount St. Mary's, 12/5/17	4	6
Off. Rebounds	8, vs. Mount St. Mary's, 12/5/17	1	6
Def. Rebounds	8, 3x; last vs. West Virginia, 12/9/17	1	2
Assists	5, vs. High Point, 11/28/17	10	27
Steals	3, 2x; last vs. Duquesne, 12/1/17	8	9
Blocks	3, 3x; last vs. High Point, 11/28/17	-	-
Minutes	37, vs. Duquesne, 12/1/17	-	-



MARCUS CARR | #5

FR-HS • G • 6-1 • 185 • Toronto, Ontario, Canada • Montverde Academy [Fla.]

CAREER STATISTICS

Season	gp-gs min/avg		Total		3-Point		F-Throws		Rebounds				Scoring							
			fg-fga	pct	fg-fga	pct	ft-fga	pct	off	def	tot	avg	pf	fo	ast	to	blk	stl	pts	avg
2017-18	22-19	640/29.1	73-179	.408	25-73	.342	57-66	.864	7	55	62	2.8	46	0	91	66	3	16	228	10.4
TOTAL	22-19	640/29.1	73-179	.408	25-73	.342	57-66	.864	7	55	62	2.8	46	0	91	66	3	16	228	10.4

2017-18 GAME-BY-GAME

Opponent	Date	gs	min	Total		3-Pointers		Free throws		Rebounds				pf	a	t/o	blk	stl	pts	avg
				fg-fga	pct	3fg-fga	pct	ft-fga	pct	off	def	tot	avg							
at Navy	11/10/17		31	3-8	.375	3-5	.600	3-3	1.000	0	1	1	1.0	2	4	1	0	0	12	12.0
MONTANA	11/13/17	*	28	1-9	.111	0-2	.000	6-6	1.000	0	3	3	2.0	2	3	5	0	1	8	10.0
UC SANTA BARBARA	11/15/17		13	1-3	.333	0-0	.000	0-0	.000	0	3	3	2.3	3	2	0	0	0	2	7.3
vs Penn State	11/20/17		23	3-6	.500	1-2	.500	2-2	1.000	0	1	1	2.0	1	1	4	0	1	9	7.8
vs Oklahoma State	11/21/17	*	31	5-9	.556	0-2	.000	2-3	.667	1	3	4	2.4	3	10	2	1	2	12	8.6
LEHIGH	11/25/17	*	27	3-8	.375	1-3	.333	1-1	1.000	0	3	3	2.5	2	5	3	0	1	8	8.5
HIGH POINT	11/28/17	*	28	5-5	1.000	3-3	1.000	6-6	1.000	0	5	5	2.9	4	2	5	1	0	19	10.0
vs Duquesne	12/01/17	*	32	6-8	.750	1-2	.500	2-2	1.000	0	3	3	2.9	0	5	0	0	1	15	10.6
MOUNT ST. MARY'S	12/5/17	*	38	7-13	.538	2-4	.500	7-8	.875	0	1	1	2.7	1	2	5	0	1	23	12.0
WEST VIRGINIA	12/9/17	*	31	2-6	.333	2-4	.500	6-7	.857	1	1	2	2.6	2	4	5	0	1	12	12.0
MCNEESE	12/16/17	*	31	7-12	.583	2-5	.400	1-1	1.000	1	1	2	2.5	1	6	0	0	0	17	12.5
DELAWARE STATE	12/19/17	*	28	3-5	.600	3-5	.600	0-1	.000	0	2	2	2.5	1	3	3	1	0	9	12.2
TOWSON	12/22/17	*	34	2-3	.667	1-2	.500	2-2	1.000	1	7	8	2.9	3	6	7	0	1	7	11.8
MIAMI	12/30/17	*	22	0-4	.000	0-1	.000	0-0	.000	0	3	3	2.9	4	5	2	0	0	0	10.9
at LOUISVILLE	1/2/18	*	27	4-12	.333	1-4	.250	2-2	1.000	0	1	1	2.8	3	2	3	0	1	11	10.9
at Virginia Tech	01/06/18	*	33	5-12	.417	3-6	.500	1-2	.500	0	5	5	2.9	2	4	6	0	0	14	11.1
DUKE	1/10/18	*	33	1-8	.125	0-3	.000	1-2	.500	1	3	4	3.0	1	3	4	0	3	3	10.6
GEORGIA TECH	1/13/18	*	33	3-7	.429	0-1	.000	2-2	1.000	0	2	2	2.9	2	3	2	0	0	8	10.5
at Syracuse	1/16/18	*	19	0-6	.000	0-4	.000	2-2	1.000	0	1	1	2.8	4	4	3	0	1	2	10.1
at Duke	01/20/18	*	31	5-13	.385	0-3	.000	2-2	1.000	0	3	3	2.9	1	2	1	0	0	12	10.2
NC STATE	1/24/18	*	30	3-10	.300	0-6	.000	3-4	.750	1	2	3	2.9	2	3	2	0	1	9	10.1
SYRACUSE	1/27/18	*	37	4-12	.333	2-6	.333	6-8	.750	1	1	2	2.8	2	12	3	0	1	16	10.4
Totals		19	640	73-179	.408	25-73	.342	57-66	.864	7	55	62	2.8	46	91	66	3	16	228	10.4

Games played: 22
Minutes/game: 29.1
Points/game: 10.4
FG Pct: 40.8
3FG Pct: 34.2
FT Pct: 86.4

Rebounds/game: 2.8
Assists/game: 4.1
Turnovers/game: 3.0
Assist/turnover ratio: 1.4
Steals/game: 0.7
Blocks/game: 0.1

CAREER HIGHS

	2017-18	Career
Points	23, vs. Mount St. Mary's, 12/5/17	1
FG	7, 2x; last vs. McNeese State, 12/16/17	1
FGA	13, 2x; last at Duke, 1/20/18	11
3FG	3, 4x; last at Virginia Tech, 1/6/18	2
3FGA	6, 3x; last vs. Syracuse, 1/27/18	2
FT	7, vs. Mount St. Mary's, 12/5/17	3
FTA	8, 2x; last vs. Syracuse, 1/27/18	11
Rebounds	8, vs. Towson, 12/22/17	4
Off. Rebounds	1, 7x; last vs. Syracuse, 1/27/18	2
Def. Rebounds	7, vs. Towson, 12/22/17	20
Assists	12, vs. Syracuse, 1/27/18	13
Steals	3, vs. Duke, 1/10/18	
Blocks	1, 3x; last vs. Delaware State, 12/19/17	
Minutes	38, vs. Mount St. Mary's, 12/5/17	
20+ Point Games	1	
Double-Figure Points	11	
Double-Figure Assists	2	
Double-Doubles	2	
5 or more Rebounds	3	
4 or more Assists	11	
3 or more 3PT FG	4	
2 or more Steals	2	
20+ Minutes	20	
30+ Minutes	13	



JOE MASCARO | #12

JR-HS • G • 5-10 • 170 • Pittsburgh, Pa. • Bethel Park

CAREER STATISTICS

Season	gp-gs	min/avg	Total		3-Point		F-Throws		Rebounds										Scoring	
			fg-fga	pct	fg-fga	pct	ft-fga	pct	off	def	tot	avg	pf	fo	ast	to	blk	stl	pts	avg
2017-18	2-0	2/1.0	0-0	.000	0-0	.000	0-0	.000	0	0	0	0.0	0	0	1	0	0	0	0	0.0
TOTAL	2-0	2/1.0	0-0	.000	0-0	.000	0-0	.000	0	0	0	0.0	0	0	1	0	0	0	0	0.0

2017-18 GAME-BY-GAME

Opponent	Date	gs	min	Total		3-Pointers		Free throws		Rebounds										pts	avg
				fg-fga	pct	3fg-fga	pct	ft-fga	pct	off	def	tot	avg	pf	a	t/o	blk	stl			
at Navy	11/10/17	dnp		-	-	-	-	-	-	-	-	-	-	-	-	-	-	-	-	-	-
MONTANA	11/13/17	dnp		-	-	-	-	-	-	-	-	-	-	-	-	-	-	-	-	-	-
UC SANTA BARBARA	11/15/17	dnp		-	-	-	-	-	-	-	-	-	-	-	-	-	-	-	-	-	-
vs Penn State	11/20/17	dnp		-	-	-	-	-	-	-	-	-	-	-	-	-	-	-	-	-	-
vs Oklahoma State	11/21/17	dnp		-	-	-	-	-	-	-	-	-	-	-	-	-	-	-	-	-	-
LEHIGH	11/25/17	dnp		-	-	-	-	-	-	-	-	-	-	-	-	-	-	-	-	-	-
HIGH POINT	11/28/17	1		0-0	.000	0-0	.000	0-0	.000	0	0	0	0.0	0	0	0	0	0	0	0	0.0
vs Duquesne	12/01/17	dnp		-	-	-	-	-	-	-	-	-	-	-	-	-	-	-	-	-	-
MOUNT ST. MARY'S	12/5/17	dnp		-	-	-	-	-	-	-	-	-	-	-	-	-	-	-	-	-	-
WEST VIRGINIA	12/9/17	dnp		-	-	-	-	-	-	-	-	-	-	-	-	-	-	-	-	-	-
MCNEESE	12/16/17	1		0-0	.000	0-0	.000	0-0	.000	0	0	0	0.0	0	1	0	0	0	0	0	0.0
DELAWARE STATE	12/19/17	dnp		-	-	-	-	-	-	-	-	-	-	-	-	-	-	-	-	-	-
TOWSON	12/22/17	dnp		-	-	-	-	-	-	-	-	-	-	-	-	-	-	-	-	-	-
MIAMI	12/30/17	dnp		-	-	-	-	-	-	-	-	-	-	-	-	-	-	-	-	-	-
at LOUISVILLE	1/2/18	dnp		-	-	-	-	-	-	-	-	-	-	-	-	-	-	-	-	-	-
at Virginia Tech	01/06/18	dnp		-	-	-	-	-	-	-	-	-	-	-	-	-	-	-	-	-	-
DUKE	1/10/18	dnp		-	-	-	-	-	-	-	-	-	-	-	-	-	-	-	-	-	-
GEORGIA TECH	1/13/18	dnp		-	-	-	-	-	-	-	-	-	-	-	-	-	-	-	-	-	-
at Syracuse	1/16/18	dnp		-	-	-	-	-	-	-	-	-	-	-	-	-	-	-	-	-	-
at Duke	01/20/18	dnp		-	-	-	-	-	-	-	-	-	-	-	-	-	-	-	-	-	-
NC STATE	1/24/18	dnp		-	-	-	-	-	-	-	-	-	-	-	-	-	-	-	-	-	-
SYRACUSE	1/27/18	dnp		-	-	-	-	-	-	-	-	-	-	-	-	-	-	-	-	-	-
Totals		0	2	0-0	.000	0-0	.000	0-0	.000	0	0	0	0.0	0	1	0	0	0	0	0	0.0

Games played: 2
Minutes/game: 1.0

Assists/game: 0.5
Assist/turnover ratio: 99.9

CAREER HIGHS

	2017-18	Career
Points	-	-
FG	-	-
FGA	-	-
3FG	-	-
3FGA	-	-
FT	-	-
FTA	-	-
Rebounds	-	-
Off. Rebounds	-	-
Def. Rebounds	-	-
Assists	1, vs. McNeese State, 12/16/17	-
Steals	-	-
Blocks	-	-
Minutes	1, 2x; last vs. McNeese State, 12/16/17	-
5 or more Points	-	-
3 or more Rebounds	-	-
3 or more Assists	-	-
2 or more 3PT FG	-	-
2 or more Steals	-	-
10+ Minutes	-	-



KHAMERON DAVIS | #13

FR-HS • G • 6-4 • 195 • Denver, Colo. • Forest Trail Academy [N.C.]

CAREER STATISTICS

Season	gp-gs	min/avg	Total		3-Point		F-Throws		Rebounds											Scoring	
			fg-fga	pct	fg-fga	pct	ft-fga	pct	off	def	tot	avg	pf	fo	ast	to	blk	stl	pts	avg	
2017-18	22-14	523/23.8	39-82	.476	21-42	.500	13-18	.722	6	57	63	2.9	35	1	21	25	12	13	112	5.1	
TOTAL	22-14	523/23.8	39-82	.476	21-42	.500	13-18	.722	6	57	63	2.9	35	1	21	25	12	13	112	5.1	

2017-18 GAME-BY-GAME

Opponent	Date	gs	min	Total		3-Pointers		Free throws		Rebounds				pf	a	t/o	blk	stl	pts	avg
				fg-fga	pct	3fg-fga	pct	ft-fga	pct	off	def	tot	avg							
at Navy	11/10/17		22	3-3	1.000	0-0	.000	0-1	.000	0	2	2	2.0	5	1	1	1	0	6	6.0
MONTANA	11/13/17	*	23	2-3	.667	2-2	1.000	0-0	.000	0	0	0	1.0	4	1	2	1	0	6	6.0
UC SANTA BARBARA	11/15/17		18	0-2	.000	0-2	.000	0-0	.000	0	2	2	1.3	0	1	0	1	0	0	4.0
vs Penn State	11/20/17	*	21	0-0	.000	0-0	.000	0-1	.000	0	3	3	1.8	1	1	1	0	0	0	3.0
vs Oklahoma State	11/21/17		25	1-2	.500	0-1	.000	2-2	1.000	0	1	1	1.6	1	4	1	0	0	4	3.2
LEHIGH	11/25/17		17	1-1	1.000	1-1	1.000	0-0	.000	0	5	5	2.2	4	0	2	0	0	3	3.2
HIGH POINT	11/28/17		20	1-3	.333	0-1	.000	0-0	.000	0	4	4	2.4	3	0	1	0	1	2	3.0
vs Duquesne	12/01/17		11	1-2	.500	0-1	.000	0-0	.000	0	1	1	2.3	1	1	1	0	0	2	2.9
MOUNT ST. MARY'S	12/5/17		25	5-5	1.000	2-2	1.000	0-2	.000	0	3	3	2.3	1	1	2	1	0	12	3.9
WEST VIRGINIA	12/9/17	*	32	2-6	.333	1-4	.250	2-2	1.000	1	4	5	2.6	2	1	1	0	0	7	4.2
MCNEESE	12/16/17	*	19	3-6	.500	3-3	1.000	0-0	.000	1	0	1	2.5	0	0	2	0	1	9	4.6
DELAWARE STATE	12/19/17	*	28	3-6	.500	2-3	.667	2-2	1.000	1	2	3	2.5	0	1	0	1	3	10	5.1
TOWSON	12/22/17	*	28	2-6	.333	1-3	.333	2-3	.667	0	3	3	2.5	2	2	1	1	2	7	5.2
MIAMI	12/30/17	*	36	2-5	.400	1-2	.500	2-2	1.000	0	2	2	2.5	0	1	0	1	1	7	5.4
at LOUISVILLE	1/2/18	*	20	2-4	.500	2-3	.667	0-0	.000	0	4	4	2.6	2	0	2	0	1	6	5.4
at Virginia Tech	01/06/18	*	29	2-4	.500	1-2	.500	3-3	1.000	0	1	1	2.5	0	1	2	0	1	8	5.6
DUKE	1/10/18	*	15	0-2	.000	0-1	.000	0-0	.000	0	2	2	2.5	0	0	2	0	0	0	5.2
GEORGIA TECH	1/13/18		18	1-2	.500	0-0	.000	0-0	.000	1	2	3	2.5	2	1	1	0	0	2	5.1
at Syracuse	1/16/18	*	32	0-1	.000	0-0	.000	0-0	.000	0	6	6	2.7	2	1	1	0	1	0	4.8
at Duke	01/20/18	*	17	2-5	.400	1-3	.333	0-0	.000	0	0	0	2.6	1	1	0	1	0	5	4.8
NC STATE	1/24/18	*	34	3-5	.600	3-4	.750	0-0	.000	1	5	6	2.7	1	2	2	3	0	9	5.0
SYRACUSE	1/27/18	*	33	3-9	.333	1-4	.250	0-0	.000	1	5	6	2.9	3	0	0	1	2	7	5.1
Totals		14	523	39-82	.476	21-42	.500	13-18	.722	6	57	63	2.9	35	21	25	12	13	112	5.1

Games played: 22
Minutes/game: 23.8
Points/game: 5.1
FG Pct: 47.6
3FG Pct: 50.0
FT Pct: 72.2

Rebounds/game: 2.9
Assists/game: 1.0
Turnovers/game: 1.1
Assist/turnover ratio: 0.8
Steals/game: 0.6
Blocks/game: 0.5

CAREER HIGHS

		2017-18	Career
Points	12, vs. Mount St. Mary's, 12/5/17		
FG	5, vs. Mount St. Mary's, 12/5/17	2	2
FGA	9, vs. Syracuse, 1/27/18	4	4
3FG	3, 2x; last vs. NC State, 1/24/18	1	1
3FGA	5, vs. NC State, 1/24/18	5	5
FT	3, at Virginia Tech, 1/6/18	1	1
FTA	3, 2x; last at Virginia Tech, 1/6/18	2	2
Rebounds	6, 2x; last vs. Syracuse, 1/27/18	15	15
Off. Rebounds	1, 6x; last vs. Syracuse, 1/27/18	5	5
Def. Rebounds	6, at Syracuse, 1/16/18		
Assists	4, vs. Oklahoma State, 11/21/17		
Steals	3, vs. Delaware State, 12/19/17		
Blocks	3, vs. NC State, 1/24/18		
Minutes	36, vs. Miami [Fla.], 12/30/17		



KENE CHUKWUKA | #15

SO-TR • F/C • 6-9 • 215 • Stockholm, Sweden • Soderslatts Gymnasiet / New Mexico JC

CAREER STATISTICS

Season			Total		3-Point		F-Throws		Rebounds											Scoring	
	gp-gs	min/avg	fg-fga	pct	fg-fga	pct	ft-fga	pct	off	def	tot	avg	pf	fo	ast	to	blk	stl	pts	avg	
2017-18	21-8	350/16.7	21-50	.420	8-32	.250	8-24	.333	16	40	56	2.7	54	1	19	23	12	7	58	2.8	
TOTAL	21-8	350/16.7	21-50	.420	8-32	.250	8-24	.333	16	40	56	2.7	54	1	19	23	12	7	58	2.8	

2017-18 GAME-BY-GAME

Opponent	Date	gs	min	Total		3-Pointers		Free throws		Rebounds				pf	a	t/o	blk	stl	pts	avg
				fg-fga	pct	3fg-fga	pct	ft-fga	pct	off	def	tot	avg							
at Navy	11/10/17		10	0-0	.000	0-0	.000	0-0	.000	0	1	1	1.0	1	0	3	0	0	0	0.0
MONTANA	11/13/17		12	0-2	.000	0-1	.000	0-0	.000	1	3	4	2.5	4	0	0	0	0	0	0.0
UC SANTA BARBARA	11/15/17		10	0-2	.000	0-2	.000	0-0	.000	0	1	1	2.0	3	1	0	0	0	0	0.0
vs Penn State	11/20/17		15	0-0	.000	0-0	.000	0-0	.000	1	2	3	2.3	4	1	0	0	1	0	0.0
vs Oklahoma State	11/21/17	*	21	2-5	.400	1-4	.250	1-4	.250	1	5	6	3.0	4	1	2	0	0	6	1.2
LEHIGH	11/25/17	*	27	3-7	.429	1-5	.200	0-1	.000	0	2	2	2.8	3	5	1	1	0	7	2.2
HIGH POINT	11/28/17	*	12	1-2	.500	0-1	.000	0-0	.000	0	0	0	2.4	3	1	1	0	0	2	2.1
vs Duquesne	12/01/17		15	4-5	.800	1-2	.500	0-0	.000	2	2	4	2.6	1	2	0	1	1	9	3.0
MOUNT ST. MARY'S	12/5/17		19	1-2	.500	0-1	.000	3-5	.600	0	4	4	2.8	0	1	1	2	1	5	3.2
WEST VIRGINIA	12/9/17		dnp	-	-	-	-	-	-	-	-	-	-	-	-	-	-	-	-	-
MCNEESE	12/16/17		17	0-2	.000	0-2	.000	0-0	.000	0	4	4	2.9	2	1	1	0	0	0	2.9
DELAWARE STATE	12/19/17		12	0-1	.000	0-1	.000	0-4	.000	0	0	0	2.6	1	0	0	1	0	0	2.6
TOWSON	12/22/17		5	0-1	.000	0-0	.000	0-0	.000	2	0	2	2.6	0	0	1	0	0	0	2.4
MIAMI	12/30/17		11	0-2	.000	0-2	.000	0-0	.000	0	1	1	2.5	4	0	3	0	1	0	2.2
at LOUISVILLE	1/2/18		17	0-1	.000	0-1	.000	0-0	.000	0	2	2	2.4	5	1	0	1	0	0	2.1
at Virginia Tech	01/06/18		16	0-0	.000	0-0	.000	1-2	.500	1	2	3	2.5	3	3	0	0	0	1	2.0
DUKE	1/10/18		23	3-3	1.000	2-2	1.000	0-1	.000	4	0	4	2.6	4	1	1	1	0	8	2.4
GEORGIA TECH	1/13/18	*	30	2-2	1.000	1-1	1.000	1-3	.333	0	2	2	2.5	1	0	3	2	1	6	2.6
at Syracuse	1/16/18	*	30	2-2	1.000	1-1	1.000	2-4	.500	1	3	4	2.6	3	1	2	0	0	7	2.8
at Duke	01/20/18	*	26	0-3	.000	0-1	.000	0-0	.000	2	6	8	2.9	3	0	2	0	2	0	2.7
NC STATE	1/24/18	*	12	3-7	.429	1-4	.250	0-0	.000	0	0	0	2.8	4	0	1	1	0	7	2.9
SYRACUSE	1/27/18	*	10	0-1	.000	0-1	.000	0-0	.000	1	0	1	2.7	1	0	1	2	0	0	2.8
Totals		8	350	21-50	.420	8-32	.250	8-24	.333	16	40	56	2.7	54	19	23	12	7	58	2.8

Games played: 21
Minutes/game: 16.7
Points/game: 2.8
FG Pct: 42.0
3FG Pct: 25.0
FT Pct: 33.3

Rebounds/game: 2.7
Assists/game: 0.9
Turnovers/game: 1.1
Assist/turnover ratio: 0.8
Steals/game: 0.3
Blocks/game: 0.6

CAREER HIGHS

	2017-18	Career
Points	9, vs. Duquesne, 12/1/17	-
FG	4, vs. Duquesne, 12/1/17	-
FGA	7, 2x; last vs. NC State, 1/24/18	-
3FG	2, vs. Duke, 1/10/18	2
3FGA	5, vs. Lehigh, 11/25/17	2
FT	2, 2x; last at Syracuse, 1/16/18	2
FTA	4, 2x; last at Syracuse, 1/16/18	1
Rebounds	8, at Duke, 1/20/18	6
Off. Rebounds	4, vs. Duke, 1/10/18	2
Def. Rebounds	6, at Duke, 1/20/18	2
Assists	5, vs. Lehigh, 11/25/17	1
Steals	2, at Duke, 1/20/18	6
Blocks	2, 2x; last vs. Georgia Tech, 1/13/18	2
Minutes	30, 2x; last vs. Syracuse, 1/16/18	2



TERRELL BROWN | #21

FR-HS • F/C • 6-10 • 240 • Providence, R.I. • Tilton School [N.H.]

CAREER STATISTICS

Season	gp-gs	min/avg	Total		3-Point		F-Throws		Rebounds				Scoring							
			fg-fga	pct	fg-fga	pct	ft-fa	pct	off	def	tot	avg	pf	fo	ast	to	blk	stl	pts	avg
2017-18	21-10	306/14.6	24-63	.381	0-6	.000	16-28	.571	28	34	62	3.0	39	0	13	19	28	4	64	3.0
TOTAL	21-10	306/14.6	24-63	.381	0-6	.000	16-28	.571	28	34	62	3.0	39	0	13	19	28	4	64	3.0

2017-18 GAME-BY-GAME

Opponent	Date	gs	min	Total		3-Pointers		Free throws		Rebounds				pf	a	t/o	blk	stl	pts	avg
				fg-fga	pct	3fg-fga	pct	ft-fa	pct	off	def	tot	avg							
at Navy	11/10/17		4	1-1	1.000	0-0	.000	1-1	1.000	0	0	0	0.0	1	0	1	1	0	3	3.0
MONTANA	11/13/17	*	13	1-2	.500	0-0	.000	0-0	.000	2	2	4	2.0	2	1	3	0	0	2	2.5
UC SANTA BARBARA	11/15/17	*	17	2-4	.500	0-0	.000	0-0	.000	0	1	1	1.7	4	3	2	2	0	4	3.0
vs Penn State	11/20/17	*	11	1-3	.333	0-0	.000	0-0	.000	0	1	1	1.5	1	0	2	0	0	2	2.8
vs Oklahoma State	11/21/17	dnp		-	-	-	-	-	-	-	-	-	-	-	-	-	-	-	-	-
LEHIGH	11/25/17		6	1-1	1.000	0-0	.000	0-0	.000	0	1	1	1.4	0	1	0	0	0	2	2.6
HIGH POINT	11/28/17		2	0-0	.000	0-0	.000	0-0	.000	0	0	0	1.2	1	0	0	0	0	0	2.2
vs Duquesne	12/01/17		1	0-0	.000	0-0	.000	0-0	.000	0	0	0	1.0	0	0	0	0	0	0	1.9
MOUNT ST. MARY'S	12/5/17		4	0-0	.000	0-0	.000	3-4	.750	1	1	2	1.1	0	0	1	0	0	3	2.0
WEST VIRGINIA	12/9/17		2	0-0	.000	0-0	.000	1-2	.500	1	0	1	1.1	2	0	0	0	0	1	1.9
MCNEESE	12/16/17	*	24	1-5	.200	0-3	.000	0-0	.000	2	5	7	1.7	2	4	1	2	0	2	1.9
DELAWARE STATE	12/19/17	*	16	2-3	.667	0-1	.000	0-1	.000	2	0	2	1.7	1	0	1	3	1	4	2.1
TOWSON	12/22/17		24	5-7	.714	0-0	.000	2-5	.400	4	3	7	2.2	3	1	0	1	0	12	2.9
MIAMI	12/30/17	*	24	2-6	.333	0-0	.000	0-0	.000	2	2	4	2.3	1	2	2	1	0	4	3.0
at LOUISVILLE	1/2/18	*	18	0-1	.000	0-0	.000	0-0	.000	1	1	2	2.3	4	0	1	1	0	0	2.8
at Virginia Tech	01/06/18	*	14	2-2	1.000	0-0	.000	1-2	.500	2	1	3	2.3	2	0	1	0	0	5	2.9
DUKE	1/10/18		15	0-2	.000	0-1	.000	3-4	.750	3	1	4	2.4	1	0	1	4	0	3	2.9
GEORGIA TECH	1/13/18		7	0-1	.000	0-0	.000	1-2	.500	0	0	0	2.3	0	0	0	1	0	1	2.8
at Syracuse	1/16/18	*	32	2-9	.222	0-0	.000	2-2	1.000	2	4	6	2.5	4	1	1	2	2	6	3.0
at Duke	01/20/18	*	26	1-4	.250	0-1	.000	2-4	.500	3	3	6	2.7	4	0	0	2	1	4	3.1
NC STATE	1/24/18		16	2-5	.400	0-0	.000	0-0	.000	0	5	5	2.8	3	0	1	2	0	4	3.1
SYRACUSE	1/27/18		30	1-7	.143	0-0	.000	0-1	.000	3	3	6	3.0	3	0	1	6	0	2	3.0
Totals		10	306	24-63	.381	0-6	.000	16-28	.571	28	34	62	3.0	39	13	19	28	4	64	3.0

Games played: 21
Minutes/game: 14.6
Points/game: 3.0
FG Pct: 38.1
3FG Pct: 0.0
FT Pct: 57.1

Rebounds/game: 3.0
Assists/game: 0.6
Turnovers/game: 0.9
Assist/turnover ratio: 0.7
Steals/game: 0.2
Blocks/game: 1.3

CAREER HIGHS

	2017-18	Career
Points	12, vs. Towson, 12/22/17	1
FG	5, vs. Towson, 12/22/17	1
FGA	9, at Syracuse, 1/16/18	-
3FG	-	5
3FGA	3, vs. McNeese State, 12/16/17	8
FT	3, 2x; last vs. Duke, 1/10/18	1
FTA	5, vs. Towson, 12/22/17	6
Rebounds	7, 2x; last vs. Towson, 12/22/17	2
Off. Rebounds	4, vs. Towson, 12/22/17	-
Def. Rebounds	5, 2x; last vs. NC State, 1/24/18	-
Assists	4, vs. McNeese State, 12/16/17	-
Steals	2, at Syracuse, 1/16/18	-
Blocks	6, vs. Syracuse, 1/27/18	-
Minutes	32, at Syracuse, 1/16/18	-



ANTHONY STARZYNSKI | #22

SO-HS • G • 6-3 • 180 • Pittsburgh, Pa. • Baldwin

CAREER STATISTICS

Season	gp-gs	min/avg	Total		3-Point		F-Throws		Rebounds										Scoring	
			fg-fga	pct	fg-fga	pct	ft-fga	pct	off	def	tot	avg	pf	fo	ast	to	blk	stl	pts	avg
2017-18	2-0	2/1.0	0-0	.000	0-0	.000	0-0	.000	0	0	0	0.0	0	0	0	1	0	0	0	0.0
TOTAL	2-0	2/1.0	0-0	.000	0-0	.000	0-0	.000	0	0	0	0.0	0	0	0	1	0	0	0	0.0

2017-18 GAME-BY-GAME

Opponent	Date	gs	min	Total		3-Pointers		Free throws		Rebounds										pts	avg
				fg-fga	pct	3fg-fga	pct	ft-fga	pct	off	def	tot	avg	pf	a	t/o	blk	stl			
at Navy	11/10/17		dnp	-	-	-	-	-	-	-	-	-	-	-	-	-	-	-	-	-	-
MONTANA	11/13/17		dnp	-	-	-	-	-	-	-	-	-	-	-	-	-	-	-	-	-	-
UC SANTA BARBARA	11/15/17		dnp	-	-	-	-	-	-	-	-	-	-	-	-	-	-	-	-	-	-
vs Penn State	11/20/17		dnp	-	-	-	-	-	-	-	-	-	-	-	-	-	-	-	-	-	-
vs Oklahoma State	11/21/17		dnp	-	-	-	-	-	-	-	-	-	-	-	-	-	-	-	-	-	-
LEHIGH	11/25/17		dnp	-	-	-	-	-	-	-	-	-	-	-	-	-	-	-	-	-	-
HIGH POINT	11/28/17	1		0-0	.000	0-0	.000	0-0	.000	0	0	0	0.0	0	0	0	0	0	0	0	0.0
vs Duquesne	12/01/17		dnp	-	-	-	-	-	-	-	-	-	-	-	-	-	-	-	-	-	-
MOUNT ST. MARY'S	12/5/17		dnp	-	-	-	-	-	-	-	-	-	-	-	-	-	-	-	-	-	-
WEST VIRGINIA	12/9/17		dnp	-	-	-	-	-	-	-	-	-	-	-	-	-	-	-	-	-	-
MCNEESE	12/16/17	1		0-0	.000	0-0	.000	0-0	.000	0	0	0	0.0	0	0	1	0	0	0	0	0.0
DELAWARE STATE	12/19/17		dnp	-	-	-	-	-	-	-	-	-	-	-	-	-	-	-	-	-	-
TOWSON	12/22/17		dnp	-	-	-	-	-	-	-	-	-	-	-	-	-	-	-	-	-	-
MIAMI	12/30/17		dnp	-	-	-	-	-	-	-	-	-	-	-	-	-	-	-	-	-	-
at LOUISVILLE	1/2/18		dnp	-	-	-	-	-	-	-	-	-	-	-	-	-	-	-	-	-	-
at Virginia Tech	01/06/18		dnp	-	-	-	-	-	-	-	-	-	-	-	-	-	-	-	-	-	-
DUKE	1/10/18		dnp	-	-	-	-	-	-	-	-	-	-	-	-	-	-	-	-	-	-
GEORGIA TECH	1/13/18		dnp	-	-	-	-	-	-	-	-	-	-	-	-	-	-	-	-	-	-
at Syracuse	1/16/18		dnp	-	-	-	-	-	-	-	-	-	-	-	-	-	-	-	-	-	-
at Duke	01/20/18		dnp	-	-	-	-	-	-	-	-	-	-	-	-	-	-	-	-	-	-
NC STATE	1/24/18		dnp	-	-	-	-	-	-	-	-	-	-	-	-	-	-	-	-	-	-
SYRACUSE	1/27/18		dnp	-	-	-	-	-	-	-	-	-	-	-	-	-	-	-	-	-	-
Totals		0	2	0-0	.000	0-0	.000	0-0	.000	0	0	0	0.0	0	0	1	0	0	0	0	0.0

Games played: 2
Minutes/game: 1.0

Turnovers/game: 0.5

CAREER HIGHS

	2017-18	Career
Points	-	-
FG	-	-
FGA	-	-
3FG	-	-
3FGA	-	-
FT	-	-
FTA	-	-
Rebounds	-	-
Off. Rebounds	-	-
Def. Rebounds	-	-
Assists	-	-
Steals	-	-
Blocks	-	-
Minutes	-	-

1, 2x; last vs. McNeese State, 12/16/17



SHAMIEL STEVENSON | #23

FR-HS • G • 6-6 • 230 • Toronto, Ontario, Canada • Hillcrest Prep [Ariz.]

CAREER STATISTICS

Season			Total		3-Point		F-Throws		Rebounds											Scoring	
	gp-gs	min/avg	fg-fga	pct	fg-fga	pct	ft-fga	pct	off	def	tot	avg	pf	fo	ast	to	blk	stl	pts	avg	
2017-18	22-11	527/24.0	67-130	.515	9-25	.360	51-78	.654	21	87	108	4.9	34	1	26	50	6	12	194	8.8	
TOTAL	22-11	527/24.0	67-130	.515	9-25	.360	51-78	.654	21	87	108	4.9	34	1	26	50	6	12	194	8.8	

2017-18 GAME-BY-GAME

Opponent	Date	gs	min	Total		3-Pointers		Free throws		Rebounds				pf	a	t/o	blk	stl	pts	avg
				fg-fga	pct	3fg-fga	pct	ft-fa	pct	off	def	tot	avg							
at Navy	11/10/17	*	30	2-4	.500	0-1	.000	3-6	.500	1	8	9	9.0	3	2	2	1	1	7	7.0
MONTANA	11/13/17		33	7-10	.700	1-1	1.000	4-8	.500	1	5	6	7.5	3	3	4	1	1	19	13.0
UC SANTA BARBARA	11/15/17	*	28	3-8	.375	0-4	.000	5-6	.833	0	6	6	7.0	0	1	2	1	0	11	12.3
vs Penn State	11/20/17		13	1-5	.200	0-1	.000	0-0	.000	0	0	0	5.3	0	3	0	0	0	2	9.8
vs Oklahoma State	11/21/17		24	8-9	.889	0-1	.000	0-0	.000	1	1	2	4.6	5	0	1	0	0	16	11.0
LEHIGH	11/25/17		17	1-4	.250	1-2	.500	3-4	.750	0	2	2	4.2	1	0	2	0	0	6	10.2
HIGH POINT	11/28/17		23	4-8	.500	0-1	.000	0-0	.000	2	4	6	4.4	0	2	3	1	1	8	9.9
vs Duquesne	12/01/17	*	27	4-5	.800	0-0	.000	5-8	.625	1	6	7	4.8	2	2	3	0	0	13	10.3
MOUNT ST. MARY'S	12/5/17	*	36	4-5	.800	0-0	.000	6-10	.600	0	9	9	5.2	3	1	1	1	2	14	10.7
WEST VIRGINIA	12/9/17	*	38	3-7	.429	1-1	1.000	5-7	.714	1	3	4	5.1	2	1	3	0	1	12	10.8
MCNEESE	12/16/17	*	20	2-10	.200	1-3	.333	0-2	.000	2	6	8	5.4	2	1	0	0	0	5	10.3
DELAWARE STATE	12/19/17	*	24	2-7	.286	1-4	.250	4-4	1.000	4	3	7	5.5	3	3	1	1	0	9	10.2
TOWSON	12/22/17		16	3-6	.500	1-2	.500	0-0	.000	1	3	4	5.4	1	0	3	0	0	7	9.9
MIAMI	12/30/17		25	6-9	.667	1-2	.500	3-4	.750	0	4	4	5.3	1	0	2	0	0	16	10.4
at LOUISVILLE	1/2/18	*	31	4-6	.667	0-0	.000	2-3	.667	1	5	6	5.3	0	1	3	0	3	10	10.3
at Virginia Tech	01/06/18	*	26	2-4	.500	0-0	.000	1-2	.500	0	9	9	5.6	3	0	2	0	1	5	10.0
DUKE	1/10/18	*	28	2-5	.400	0-0	.000	4-6	.667	2	2	4	5.5	3	0	4	0	0	8	9.9
GEORGIA TECH	1/13/18	*	23	3-8	.375	0-0	.000	3-4	.750	2	3	5	5.4	0	2	2	0	0	9	9.8
at Syracuse	1/16/18		14	0-1	.000	0-0	.000	0-0	.000	0	2	2	5.3	0	0	3	0	0	0	9.3
at Duke	01/20/18		17	1-1	1.000	0-0	.000	1-2	.500	0	1	1	5.1	0	2	5	0	2	3	9.0
NC STATE	1/24/18		26	4-5	.800	1-1	1.000	2-2	1.000	2	4	6	5.1	1	2	3	0	0	11	9.1
SYRACUSE	1/27/18		8	1-3	.333	1-1	1.000	0-0	.000	0	1	1	4.9	1	0	1	0	0	3	8.8
Totals		11	527	67-130	.515	9-25	.360	51-78	.654	21	87	108	4.9	34	26	50	6	12	194	8.8


Games played: 22
Minutes/game: 24.0
Points/game: 8.8
FG Pct: 51.5
3FG Pct: 36.0
FT Pct: 65.4

Rebounds/game: 4.9
Assists/game: 1.2
Turnovers/game: 2.3
Assist/turnover ratio: 0.5
Steals/game: 0.5
Blocks/game: 0.3

CAREER HIGHS

Points	19, vs. Montana, 11/13/17
FG	8, vs. Oklahoma State, 11/21/17
FGA	10, 2x; last vs. McNeese State, 12/16/17
3FG	1, 9x; last vs. Syracuse, 1/27/18
3FGA	4, 2x; last vs. Delaware State, 12/19/17
FT	6, vs. Mount St. Mary's, 12/5/17
FTA	10, vs. Mount St. Mary's, 12/5/17
Rebounds	9, 3x; last at Virginia Tech, 1/6/18
Off. Rebounds	4, vs. Delaware State, 12/19/17
Def. Rebounds	9, 2x; last at Virginia Tech, 1/6/18
Assists	3, 3x; last vs. Delaware State, 12/19/17
Steals	3, at Louisville, 1/2/8
Blocks	1, 5x; last vs. Delaware State, 12/19/17
Minutes	36, vs. Mount St. Mary's, 12/5/17

	2017-18	Career
20+ Point Games	-	-
Double-Figure Points	9	9
5 or more Rebounds	12	12
3 or more Assists	3	3
2 or more 3PT FG	-	-
2 or more Blocks	-	-
2 or more Steals	3	3
20+ Minutes	16	16
30+ Minutes	5	5



SAMSON GEORGE | #24

FR-TR • F • 6-7 • 220 • Minna, Nigeria • First Love Christian Academy [Pa.] / Iona

CAREER STATISTICS

Season	gp-gs	min/avg	Total		3-Point		F-Throws		Rebounds										Scoring	
			fg-fga	pct	fg-fga	pct	ft-fta	pct	off	def	tot	avg	pf	fo	ast	to	blk	stl	pts	avg
2017-18	9-0	44/4.9	5-8	.625	0-0	.000	1-3	.333	3	9	12	1.3	6	0	1	0	0	0	11	1.2
TOTAL	9-0	44/4.9	5-8	.625	0-0	.000	1-3	.333	3	9	12	1.3	6	0	1	0	0	0	11	1.2

2017-18 GAME-BY-GAME

Opponent	Date	gs	min	Total		3-Pointers		Free throws		Rebounds				pf	a	t/o	blk	stl	pts	avg
				fg-fga	pct	3fg-fga	pct	ft-fta	pct	off	def	tot	avg							
at Navy	11/10/17	dnp	-	-	-	-	-	-	-	-	-	-	-	-	-	-	-	-	-	-
MONTANA	11/13/17	dnp	-	-	-	-	-	-	-	-	-	-	-	-	-	-	-	-	-	-
UC SANTA BARBARA	11/15/17	dnp	-	-	-	-	-	-	-	-	-	-	-	-	-	-	-	-	-	-
vs Penn State	11/20/17	6	0-0	.000	0-0	.000	1-2	.500	0	1	1	1.0	3	0	0	0	0	0	1	1.0
vs Oklahoma State	11/21/17	dnp	-	-	-	-	-	-	-	-	-	-	-	-	-	-	-	-	-	-
LEHIGH	11/25/17	dnp	-	-	-	-	-	-	-	-	-	-	-	-	-	-	-	-	-	-
HIGH POINT	11/28/17	2	0-0	.000	0-0	.000	0-0	.000	0	0	0	0.5	0	0	0	0	0	0	0	0.5
vs Duquesne	12/01/17	dnp	-	-	-	-	-	-	-	-	-	-	-	-	-	-	-	-	-	-
MOUNT ST. MARY'S	12/5/17	dnp	-	-	-	-	-	-	-	-	-	-	-	-	-	-	-	-	-	-
WEST VIRGINIA	12/9/17	dnp	-	-	-	-	-	-	-	-	-	-	-	-	-	-	-	-	-	-
MCNEESE	12/16/17	3	2-2	1.000	0-0	.000	0-0	.000	1	1	2	1.0	0	0	0	0	0	0	4	1.7
DELAWARE STATE	12/19/17	4	1-1	1.000	0-0	.000	0-0	.000	0	2	2	1.3	1	1	0	0	0	0	2	1.8
TOWSON	12/22/17	dnp	-	-	-	-	-	-	-	-	-	-	-	-	-	-	-	-	-	-
MIAMI	12/30/17	1	0-0	.000	0-0	.000	0-0	.000	0	1	1	1.2	0	0	0	0	0	0	0	1.4
at LOUISVILLE	1/2/18	dnp	-	-	-	-	-	-	-	-	-	-	-	-	-	-	-	-	-	-
at Virginia Tech	01/06/18	dnp	-	-	-	-	-	-	-	-	-	-	-	-	-	-	-	-	-	-
DUKE	1/10/18	8	1-1	1.000	0-0	.000	0-0	.000	1	2	3	1.5	0	0	0	0	0	0	2	1.5
GEORGIA TECH	1/13/18	10	0-0	.000	0-0	.000	0-1	.000	1	0	1	1.4	2	0	0	0	0	0	0	1.3
at Syracuse	1/16/18	4	1-1	1.000	0-0	.000	0-0	.000	0	1	1	1.4	0	0	0	0	0	0	2	1.4
at Duke	01/20/18	6	0-3	.000	0-0	.000	0-0	.000	0	1	1	1.3	0	0	0	0	0	0	0	1.2
NC STATE	1/24/18	dnp	-	-	-	-	-	-	-	-	-	-	-	-	-	-	-	-	-	-
SYRACUSE	1/27/18	dnp	-	-	-	-	-	-	-	-	-	-	-	-	-	-	-	-	-	-
Totals		0	44	5-8	.625	0-0	.000	1-3	.333	3	9	12	1.3	6	1	0	0	0	11	1.2

Games played: 9
Minutes/game: 4.9
Points/game: 1.2
FG Pct: 62.5
FT Pct: 33.3

Rebounds/game: 1.3
Assists/game: 0.1
Assist/turnover ratio: 99.9

CAREER HIGHS

Points	4, vs. McNeese State, 12/16/17	2017-18	Career
FG	2, vs. McNeese State, 12/16/17	-	-
FGA	3, at Duke, 1/20/18	-	-
3FG	-	-	-
3FGA	-	-	-
FT	1, vs. Penn State, 11/20/17	-	-
FTA	2, vs. Penn State, 11/20/17	-	-
Rebounds	3, vs. Duke, 1/10/18	-	-
Off. Rebounds	1, 3x; last vs. Georgia Tech, 1/13/18	-	-
Def. Rebounds	2, 2x; last vs. Duke, 1/10/18	-	-
Assists	-	-	-
Steals	-	-	-
Blocks	-	-	-
Minutes	10, vs. Georgia Tech, 1/13/18	-	-



MONTY BOYKINS | #33

GR-TR • F • 6-5 • 195 • West Chester, Ohio • Lakota West / Lafayette

CAREER STATISTICS

Season	gp-gs	min/avg	Total		3-Point		F-Throws		Rebounds										Scoring	
			fg-fga	pct	fg-fga	pct	ft-fa	pct	off	def	tot	avg	pf	fo	ast	to	blk	stl	pts	avg
2017-18	14-0	87/6.2	5-21	.238	4-14	.286	8-15	.533	0	9	9	0.6	8	0	2	6	0	2	22	1.6
TOTAL	14-0	87/6.2	5-21	.238	4-14	.286	8-15	.533	0	9	9	0.6	8	0	2	6	0	2	22	1.6

2017-18 GAME-BY-GAME

Opponent	Date	gs	min	Total		3-Pointers		Free throws		Rebounds										pts	avg
				fg-fga	pct	3fg-fga	pct	ft-fa	pct	off	def	tot	avg	pf	a	t/o	blk	stl			
at Navy	11/10/17	4		0-1	.000	0-1	.000	0-0	.000	0	1	1	1.0	0	0	0	0	0	0	0	0.0
MONTANA	11/13/17	dnp		-	-	-	-	-	-	-	-	-	-	-	-	-	-	-	-	-	-
UC SANTA BARBARA	11/15/17	6		0-1	.000	0-1	.000	0-0	.000	0	0	0	0.5	0	0	0	0	0	0	0	0.0
vs Penn State	11/20/17	10		1-2	.500	1-2	.500	1-2	.500	0	1	1	0.7	2	0	2	0	1	4	1.3	
vs Oklahoma State	11/21/17	3		0-1	.000	0-1	.000	0-0	.000	0	0	0	0.5	0	0	0	0	0	0	1.0	
LEHIGH	11/25/17	dnp		-	-	-	-	-	-	-	-	-	-	-	-	-	-	-	-	-	-
HIGH POINT	11/28/17	2		0-1	.000	0-1	.000	0-0	.000	0	0	0	0.4	0	0	0	0	0	0	0.8	
vs Duquesne	12/01/17	1		0-0	.000	0-0	.000	0-0	.000	0	0	0	0.3	0	0	0	0	0	0	0.7	
MOUNT ST. MARY'S	12/5/17	dnp		-	-	-	-	-	-	-	-	-	-	-	-	-	-	-	-	-	-
WEST VIRGINIA	12/9/17	dnp		-	-	-	-	-	-	-	-	-	-	-	-	-	-	-	-	-	-
MCNEESE	12/16/17	6		0-3	.000	0-1	.000	0-0	.000	0	2	2	0.6	1	0	1	0	0	0	0.6	
DELAWARE STATE	12/19/17	8		1-1	1.000	1-1	1.000	2-2	1.000	0	2	2	0.8	4	2	1	0	0	5	1.1	
TOWSON	12/22/17	dnp		-	-	-	-	-	-	-	-	-	-	-	-	-	-	-	-	-	-
MIAMI	12/30/17	3		0-1	.000	0-1	.000	0-0	.000	0	0	0	0.7	0	0	0	0	0	0	1.0	
at LOUISVILLE	1/2/18	14		0-0	.000	0-0	.000	2-6	.333	0	1	1	0.7	0	0	0	0	1	2	1.1	
at Virginia Tech	01/06/18	dnp		-	-	-	-	-	-	-	-	-	-	-	-	-	-	-	-	-	-
DUKE	1/10/18	dnp		-	-	-	-	-	-	-	-	-	-	-	-	-	-	-	-	-	-
GEORGIA TECH	1/13/18	15		3-7	.429	2-4	.500	1-3	.333	0	0	0	0.6	1	0	1	0	0	9	1.8	
at Syracuse	1/16/18	3		0-0	.000	0-0	.000	0-0	.000	0	1	1	0.7	0	0	1	0	0	0	1.7	
at Duke	01/20/18	10		0-3	.000	0-1	.000	2-2	1.000	0	0	0	0.6	0	0	0	0	0	2	1.7	
NC STATE	1/24/18	dnp		-	-	-	-	-	-	-	-	-	-	-	-	-	-	-	-	-	-
SYRACUSE	1/27/18	2		0-0	.000	0-0	.000	0-0	.000	0	1	1	0.6	0	0	0	0	0	0	1.6	
Totals		0	87	5-21	.238	4-14	.286	8-15	.533	0	9	9	0.6	8	2	6	0	2	22	1.6	

Games played: 14
Minutes/game: 6.2
Points/game: 1.6
FG Pct: 23.8
3FG Pct: 28.6
FT Pct: 53.3

Rebounds/game: 0.6
Assists/game: 0.1
Turnovers/game: 0.4
Assist/turnover ratio: 0.3
Steals/game: 0.1

CAREER HIGHS

Points	19, at Sacred Heart, 12/12/15
FG	7, vs. Penn, 11/29/15
FGA	16, vs. Boston University, 2/6/16
3FG	6, at Sacred Heart, 12/12/15
3FGA	11, at Sacred Heart, 12/12/15
FT	7, at George Washington, 11/13/15
FTA	9, at Navy, 3/1/16
Rebounds	9, vs. Colgate, 2/27/16
Off. Rebounds	1, 18x; last vs. Boston University, 2/6/16
Def. Rebounds	9, vs. Colgate, 2/27/16
Assists	5, at Loyola (Md.), 1/30/16
Steals	2, 6x; last at Navy, 3/1/16
Blocks	7, 7x; last vs. Fairleigh Dickenson, 12/9/15
Minutes	33, 3x; last vs. Fairleigh Dickenson, 12/9/15

	2017-18	Career
Double-Figure Points	-	23
5 or more Rebounds	-	4
3 or more 3PT FGs	-	7
2 or more Steals	-	6
20+ Minutes	-	28
30+ Minutes	-	5



ZACH SMITH | #35

R-SR-2L • G • 6-3 • 200 • Smethport, Pa. • Smethport / Pitt-Bradford

CAREER STATISTICS

Season	gp-gs	min/avg	Total		3-Point		F-Throws		Rebounds				Scoring							
			fg-fga	pct	fg-fga	pct	ft-fga	pct	off	def	tot	avg	pf	fo	ast	to	blk	stl	pts	avg
2016-17	8-0	15/1.9	0-5	.000	0-5	.000	0-0	.000	1	1	2	0.3	1	0	0	1	0	0	0	0.0
2017-18	4-0	5/1.3	0-1	.000	0-1	.000	0-0	.000	0	1	1	0.3	0	0	0	0	0	0	0	0.0
TOTAL	12-0	20/1.7	0-6	.000	0-6	.000	0-0	.000	1	2	3	0.3	1	0	0	1	0	0	0	0.0

2017-18 GAME-BY-GAME

Opponent	Date	gs	min	Total		3-Pointers		Free throws		Rebounds				pf	a	t/o	blk	stl	pts	avg
				fg-fga	pct	3fg-fga	pct	ft-fa	pct	off	def	tot	avg							
at Navy	11/10/17		dnp	-	-	-	-	-	-	-	-	-	-	-	-	-	-	-	-	-
MONTANA	11/13/17		dnp	-	-	-	-	-	-	-	-	-	-	-	-	-	-	-	-	-
UC SANTA BARBARA	11/15/17		dnp	-	-	-	-	-	-	-	-	-	-	-	-	-	-	-	-	-
vs Penn State	11/20/17		dnp	-	-	-	-	-	-	-	-	-	-	-	-	-	-	-	-	-
vs Oklahoma State	11/21/17		dnp	-	-	-	-	-	-	-	-	-	-	-	-	-	-	-	-	-
LEHIGH	11/25/17		dnp	-	-	-	-	-	-	-	-	-	-	-	-	-	-	-	-	-
HIGH POINT	11/28/17	1		0-0	.000	0-0	.000	0-0	.000	0	0	0	0.0	0	0	0	0	0	0	0.0
vs Duquesne	12/01/17		dnp	-	-	-	-	-	-	-	-	-	-	-	-	-	-	-	-	-
MOUNT ST. MARY'S	12/5/17		dnp	-	-	-	-	-	-	-	-	-	-	-	-	-	-	-	-	-
WEST VIRGINIA	12/9/17		dnp	-	-	-	-	-	-	-	-	-	-	-	-	-	-	-	-	-
MCNEESE	12/16/17	2		0-0	.000	0-0	.000	0-0	.000	0	1	1	0.5	0	0	0	0	0	0	0.0
DELAWARE STATE	12/19/17		dnp	-	-	-	-	-	-	-	-	-	-	-	-	-	-	-	-	-
TOWSON	12/22/17		dnp	-	-	-	-	-	-	-	-	-	-	-	-	-	-	-	-	-
MIAMI	12/30/17	1		0-0	.000	0-0	.000	0-0	.000	0	0	0	0.3	0	0	0	0	0	0	0.0
at LOUISVILLE	1/2/18		dnp	-	-	-	-	-	-	-	-	-	-	-	-	-	-	-	-	-
at Virginia Tech	01/06/18		dnp	-	-	-	-	-	-	-	-	-	-	-	-	-	-	-	-	-
DUKE	1/10/18	1		0-1	.000	0-1	.000	0-0	.000	0	0	0	0.3	0	0	0	0	0	0	0.0
GEORGIA TECH	1/13/18		dnp	-	-	-	-	-	-	-	-	-	-	-	-	-	-	-	-	-
at Syracuse	1/16/18		dnp	-	-	-	-	-	-	-	-	-	-	-	-	-	-	-	-	-
at Duke	01/20/18		dnp	-	-	-	-	-	-	-	-	-	-	-	-	-	-	-	-	-
NC STATE	1/24/18		dnp	-	-	-	-	-	-	-	-	-	-	-	-	-	-	-	-	-
SYRACUSE	1/27/18		dnp	-	-	-	-	-	-	-	-	-	-	-	-	-	-	-	-	-
Totals		0	5	0-1	.000	0-1	.000	0-0	.000	0	1	1	0.3	0	0	0	0	0	0	0.0

Games played: 4
Minutes/game: 1.3
FG Pct: 0.0
3FG Pct: 0.0

Rebounds/game: 0.3

CAREER HIGHS

	2017-18	Career
Points	-	-
FG	-	-
FGA	2, vs. Louisville, 1/24/17	-
3FG	-	-
3FGA	2, vs. Louisville, 1/24/17	-
FT	-	-
FTA	-	-
Rebounds	2, vs. Louisville, 1/24/17	-
Off. Rebounds	1, vs. Louisville, 1/24/17	-
Def. Rebounds	1, 2x; last vs. McNeese State, 12/16/17	-
Assists	-	-
Steals	-	-
Blocks	-	-
Minutes	6, vs. Louisville, 1/24/17	-
Double-Figure Points	-	-
5 or more Rebounds	-	-
2 or more Steals	-	-
2 or more Assists	-	-
10+ Minutes	-	-



PEACE ILEGOMAH | #42

FR-HS • C • 6-9 • 235 • Benin City, Nigeria • CBD Montverde [Fla.]

CAREER STATISTICS

			Total		3-Point		F-Throws		Rebounds											Scoring	
Season	gp-gs	min/avg	fg-fga	pct	fg-fga	pct	ft-fa	pct	off	def	tot	avg	pf	fo	ast	to	blk	stl	pts	avg	
2017-18	16-2	109/6.8	4-6	.667	0-0	.000	6-10	.600	5	12	17	1.1	36	1	3	10	7	1	14	0.9	
TOTAL	16-2	109/6.8	4-6	.667	0-0	.000	6-10	.600	5	12	17	1.1	36	1	3	10	7	1	14	0.9	

2017-18 GAME-BY-GAME

Opponent	Date	gs	min	Total		3-Pointers		Free throws		Rebounds				pf	a	t/o	blk	stl	pts	avg
				fg-fga	pct	3fg-fga	pct	ft-fa	pct	off	def	tot	avg							
at Navy	11/10/17		dnp	-	-	-	-	-	-	-	-	-	-	-	-	-	-	-	-	-
MONTANA	11/13/17		dnp	-	-	-	-	-	-	-	-	-	-	-	-	-	-	-	-	-
UC SANTA BARBARA	11/15/17		4	0-0	.000	0-0	.000	0-0	.000	0	0	0	0.0	1	0	3	0	0	0	0.0
vs Penn State	11/20/17		8	0-0	.000	0-0	.000	2-2	1.000	2	2	4	2.0	4	0	1	0	0	2	1.0
vs Oklahoma State	11/21/17		1	0-0	.000	0-0	.000	0-0	.000	0	0	0	1.3	0	0	0	0	0	0	0.7
LEHIGH	11/25/17		dnp	-	-	-	-	-	-	-	-	-	-	-	-	-	-	-	-	-
HIGH POINT	11/28/17		2	0-0	.000	0-0	.000	0-2	.000	1	1	2	1.5	2	0	1	0	1	0	0.5
vs Duquesne	12/01/17		dnp	-	-	-	-	-	-	-	-	-	-	-	-	-	-	-	-	-
MOUNT ST. MARY'S	12/5/17		dnp	-	-	-	-	-	-	-	-	-	-	-	-	-	-	-	-	-
WEST VIRGINIA	12/9/17		5	0-1	.000	0-0	.000	0-0	.000	1	1	2	1.6	1	0	0	0	0	0	0.4
MCNEESE	12/16/17		16	1-1	1.000	0-0	.000	1-2	.500	0	2	2	1.7	4	1	2	3	0	3	0.8
DELAWARE STATE	12/19/17		14	1-1	1.000	0-0	.000	0-0	.000	0	2	2	1.7	2	0	1	0	0	2	1.0
TOWSON	12/22/17	*	12	1-1	1.000	0-0	.000	0-0	.000	0	0	0	1.5	3	0	1	3	0	2	1.1
MIAMI	12/30/17		5	0-0	.000	0-0	.000	0-0	.000	0	0	0	1.3	0	0	0	0	0	0	1.0
at LOUISVILLE	1/2/18		2	0-0	.000	0-0	.000	0-0	.000	0	0	0	1.2	3	0	0	0	0	0	0.9
at Virginia Tech	01/06/18		10	0-0	.000	0-0	.000	0-0	.000	1	1	2	1.3	4	1	1	0	0	0	0.8
DUKE	1/10/18	*	6	0-0	.000	0-0	.000	1-2	.500	0	0	0	1.2	2	0	0	0	0	1	0.8
GEORGIA TECH	1/13/18		7	0-1	.000	0-0	.000	0-0	.000	0	1	1	1.2	5	0	0	1	0	0	0.8
at Syracuse	1/16/18		dnp	-	-	-	-	-	-	-	-	-	-	-	-	-	-	-	-	-
at Duke	01/20/18		4	0-0	.000	0-0	.000	0-0	.000	0	0	0	1.1	3	0	0	0	0	0	0.7
NC STATE	1/24/18		11	1-1	1.000	0-0	.000	2-2	1.000	0	2	2	1.1	1	1	0	0	0	4	0.9
SYRACUSE	1/27/18		2	0-0	.000	0-0	.000	0-0	.000	0	0	0	1.1	1	0	0	0	0	0	0.9
Totals		2	109	4-6	.667	0-0	.000	6-10	.600	5	12	17	1.1	36	3	10	7	1	14	0.9

Games played: 16
Minutes/game: 6.8
Points/game: 0.9
FG Pct: 66.7
FT Pct: 60.0

Rebounds/game: 1.1
Assists/game: 0.2
Turnovers/game: 0.6
Assist/turnover ratio: 0.3
Steals/game: 0.1
Blocks/game: 0.4

CAREER HIGHS

	2017-18	Career
Points	4, vs. NC State, 1/24/18	-
FG	1, 4x; last vs. NC State, 1/24/18	-
FGA	1, 6x; last vs. NC State, 1/24/18	-
3FG	-	-
3FGA	-	-
FT	2, 2x; last vs. NC State, 1/24/18	-
FTA	2, 4x; last vs. NC State, 1/24/18	-
Rebounds	4, vs. Penn State, 11/20/17	-
Off. Rebounds	2, vs. Penn State, 11/20/17	-
Def. Rebounds	2, 4x; last vs. NC State, 1/24/18	-
Assists	1, 3x; last vs. NC State, 1/24/18	-
Steals	1, vs. High Point, 11/28/17	-
Blocks	3, 2x; last vs. Towson, 12/22/17	-
Minutes	16, vs. McNeese State, 12/16/17	-
Double-Figure Points	-	-
4 or more Rebounds	1	1
2 or more Blocks	2	2
2 or more Steals	-	-
20+ Minutes	-	-



KEVIN STALLINGS | PURDUE '82

Head Coach • Second Season at Pitt (25th overall)

Overall Record: 479-314

Conference Record: 217-198

Kevin Stallings was announced as the 15th head coach in Pitt men's basketball history March 28, 2016 after spending the previous 17 seasons at Vanderbilt. Stallings is in his 25th season as a head coach with an impressive 479-314 record overall.

Stallings' success comes as no surprise to players and coaches alike as his competitiveness, passion, intensity, work ethic, preparation and personality are driving forces behind his career.

In fact, success has followed Stallings throughout his career as a player at Purdue, an assistant at Purdue and Kansas and at previous head coaching positions at Illinois State and Vanderbilt. During his 37 years in college basketball, Stallings has been a part of 25 seasons with 20-or-more victories and a basketball season that concluded during postseason play 30 times.

As a head coach, Stallings has quietly put together an impressive resume that includes:

- 479 wins, including 217 conference victories
- 12 seasons with 20 or more wins
- 16 postseason appearances, including nine NCAA Tournament bids
- 10 NBA Draft picks, including two first round selections in the 2012 and 2016 drafts
- Five All-America selections
- Five Academic All-America award winners
- 46 all-conference selections
- 64 academic all-conference performers
- Four conference Player of the Year selections
- Three conference Coach of the Year honors
- Three conference tournament championships, including the 2012 SEC Championship

STALLINGS' RECORD WHEN...

	2017-18	Pitt	Total
Overall	8-14	24-31	479-314
Home	7-7	18-13	317-98
Road	0-5	2-13	107-170
Neutral	1-2	4-5	55-46
Conf. Regular Season	0-9	4-23	217-198
Home	0-5	3-11	138-70
Road	0-4	1-12	79-128
Conference Tournament	-	1-1	24-21
NCAA Tournament	-	-	5-9
NIT	-	-	7-7
Regular Season Non-Con	8-5	19-7	223-79
Home	7-2	15-2	167-24
Road	0-1	1-1	26-35
Neutral	1-2	3-4	30-20
Shoots 60% or better	-	1-0	24-0
Shoots 50% or better	3-1	11-3	200-23
Shoots under 30%	0-1	0-2	1-10
Holds Opp. to less than 50%	8-9	23-21	438-205
Holds Opp. to less than 40%	5-3	9-4	240-46
Holds Opp. to less than 30%	1-0	1-0	26-0
Outrebounds Opp.	4-2	17-7	284-81
20 or more assists	1-0	6-0	118-12
7 or more 3FG	8-6	20-15	313-146
More made FTs than Opp.	5-4	20-16	340-93
Overtime Games	1-1	3-2	21-22
Double-overtime games	-	1-0	5-1
vs. Ranked Opponents (AP)	0-4	2-12	37-82
vs. Unranked Opponents	8-10	22-19	442-231
In November	3-4	9-5	92-30
In December	5-2	10-4	118-47
In January	0-8	1-15	105-102
In February	-	3-5	115-76
In March	-	1-2	49-58
Scores 59 points or less	0-8	0-14	19-89
Scores 60+ points	8-6	24-17	460-225
Scores 70+ points	7-1	22-5	368-93
Scores 80+ points	2-0	13-1	190-15
Scores 90+ points	-	4-0	62-0
Scores 100+ points	-	1-0	12-0

YEAR-BY-YEAR WITH KEVIN STALLINGS

Year	Overall		Conference		Con. Tourn.		NCAA		NIT		RS Non-Conf.		Home		Road		Neutral		vs. Top-25	
	W-L	Pct.	W-L	Pct.	W-L	Pct.	W-L	Pct.	W-L	Pct.	W-L	Pct.	W-L	Pct.	W-L	Pct.	W-L	Pct.	W-L	Pct.
Illinois State																				
1993-94	16-11	.593	12-6	.667	0-1	.000	-	-	-	-	4-4	.500	11-2	.846	4-9	.308	1-0	.000	-	-
1994-95	20-13	.606	13-5	.722	1-1	.500	-	-	1-1	.500	5-6	.462	13-4	.764	6-8	.429	1-1	.500	-	-
1995-96	22-12	.647	11-5	.688	1-1	.500	-	-	2-1	.667	6-5	.545	11-5	.688	9-6	.600	2-1	.667	0-1	.000
1996-97	24-6	.800	14-4	.778	3-0	1.000	0-1	.000	-	-	7-1	.875	14-1	.933	9-4	.692	1-1	.500	0-1	.000
1997-98	25-6	.806	16-2	.889	3-0	1.000	1-1	.500	-	-	5-3	.625	14-1	.933	9-4	.692	2-1	.667	0-1	.000
1998-99	16-15	.516	7-11	.389	1-1	.500	-	-	-	-	8-3	.727	11-7	.611	2-8	.200	3-0	1.000	0-1	.000
Vanderbilt																				
1999-2000	19-11	.633	8-8	.500	1-1	.500	-	-	0-1	.000	10-1	.909	14-3	.824	4-7	.364	1-1	.500	4-4	.500
2000-01	15-15	.500	4-12	.333	0-1	.000	-	-	-	-	11-2	.846	12-7	.632	3-7	.300	0-1	.000	2-6	.250
2001-02	17-15	.531	6-10	.375	0-1	.000	-	-	0-1	.000	10-3	.769	13-4	.765	2-9	.182	2-2	.500	3-3	.500
2002-03	11-18	.379	3-13	.188	1-1	.500	-	-	-	-	7-4	.636	10-6	.625	0-11	.000	1-1	.500	2-10	.167
2003-04	23-10	.697	8-8	.500	2-1	.667	2-1	.667	-	-	11-0	1.000	15-2	.882	4-6	.400	4-2	.667	4-5	.444
2004-05	20-14	.588	8-8	.500	0-1	.000	-	-	2-1	.667	10-4	.714	17-2	.894	2-8	.200	1-4	.200	1-2	.333
2005-06	17-13	.567	7-9	.438	1-1	.500	-	-	0-1	.000	9-2	.818	9-6	.600	7-5	.583	1-2	.333	0-6	.000
2006-07	22-12	.647	10-6	.625	0-1	.000	2-1	.667	-	-	10-4	.714	14-3	.824	4-6	.400	4-3	.571	6-2	.750
2007-08	26-8	.765	10-6	.625	1-1	.500	0-1	.000	-	-	15-0	1.000	19-0	1.000	4-6	.400	3-2	.600	1-2	.333
2008-09	19-12	.613	8-8	.500	0-1	.000	-	-	-	-	11-3	.786	13-4	.765	3-7	.300	3-1	.750	1-1	.500
2009-10	24-9	.727	12-4	.667	1-1	.500	0-1	.000	-	-	11-3	.786	14-2	.875	7-3	.700	3-4	.429	2-2	.500
2010-11	23-11	.676	9-7	.563	2-1	.667	0-1	.000	-	-	12-2	.857	14-3	.824	5-5	.500	4-3	.571	4-4	.500
2011-12	25-11	.694	10-6	.625	3-0	1.000	0-1	.000	-	-	11-4	.733	13-5	.722	6-5	.545	6-1	.857	3-6	.333
2012-13	16-17	.485	8-10	.444	2-1	.667	-	-	-	-	6-6	.500	9-6	.600	4-8	.333	3-3	.500	0-3	.000
2013-14	15-16	.484	7-11	.389	0-1	.000	-	-	-	-	8-4	.667	10-6	.625	3-8	.273	2-2	.500	0-2	.000
2014-15	21-14	.600	9-9	.500	0-1	.000	-	-	2-1	.667	10-3	.769	15-4	.789	5-8	.385	1-2	.333	0-2	.000
2015-16	19-14	.576	11-7	.611	0-1	.000	0-1	.000	-	-	8-5	.615	14-2	.875	3-9	.250	2-3	.400	2-6	.250
Pittsburgh																				
2016-17	16-17	.485	4-14	.222	1-1	.500	-	-	-	-	11-2	.846	11-6	.647	2-8	.200	3-3	.500	2-8	.200
2017-18	8-14	.364	0-9	.000	-	-	-	-	-	-	8-5	.615	7-7	.500	0-5	.000	1-2	.333	0-4	.000
Career	479-314	.604	217-198	.523	24-21	.533	5-9	.357	7-7	.500	222-79	.738	317-98	.764	107-170	.386	55-46	.545	37-82	.287

2017-18 BOX SCORES

Official Basketball Box Score -- Game Totals -- Final Statistics

Pitt vs Navy

11/10/17 9:20 PM at Annapolis, Md. (Alumni Hall)

Pitt 62 • 0-1

#	Player	Total		3-Ptr		Rebounds			PF	TP	A TO Blk Stl			Min
		FG-FGA	FG-FGA	FT-FTA	Off Def Tot	PF	TP	A TO Blk Stl						
04	Ryan Luther	f	6-13	1-3	1-2	2 6 8	3	14	4 1 1 2	36				
23	Shamiel Stevenson	f	2-4	0-1	3-6	1 8 9	3	7	2 2 1 1	30				
00	Jared Wilson-Frame	g	8-17	4-11	0-2	0 1 1	2	20	1 3 0 2	33				
01	Parker Stewart	g	0-5	0-5	0-0	0 1 1	2	0	0 0 0 0	21				
02	Jonathan Milligan	g	0-3	0-2	0-0	0 0 0	0	0	1 1 0 1	9				
05	Marcus Carr		3-8	3-5	3-3	0 1 1	2	12	4 1 0 0	31				
13	Khameron Davis		3-3	0-0	0-1	0 2 2	5	6	1 1 1 0	22				
15	Kene Chukwuka		0-0	0-0	0-0	0 1 1	1	0	0 3 0 0	10				
21	Terrell Brown		1-1	0-0	1-1	0 0 0	1	3	0 1 1 0	4				
33	Monty Boykins		0-1	0-1	0-0	0 1 1	0	0	0 0 0 0	4				
Team					2 4 6									
Totals			23-55	8-28	8-15	5 25 30	19	62	13 13 4 6	200				

FG % 1st Half: 13-24 54.2% 2nd half: 10-31 32.3% Game: 23-55 41.8%
3FG % 1st Half: 6-13 46.2% 2nd half: 2-15 13.3% Game: 8-28 28.6%
FT % 1st Half: 6-8 75.0% 2nd half: 2-7 28.6% Game: 8-15 53.3%

Deadball Rebounds 4

Navy 71 • 1-0

#	Player	Total		3-Ptr		Rebounds			PF	TP	A TO Blk Stl			Min
		FG-FGA	FG-FGA	FT-FTA	Off Def Tot	PF	TP	A TO Blk Stl						
00	Nourse Fox		1-1	0-0	0-0	0 0 0	0	2	4 2 0 1	14				
01	Tom Lacey		2-10	0-0	4-4	4 4 8	0	8	3 0 0 2	32				
02	Hasan Abdullah		3-6	2-5	0-1	0 2 2	3	8	5 2 0 1	26				
05	Ryan Pearson		0-0	0-0	0 0 0	0 0 0	0	0	0 0 0 0	2				
14	Bryce Dulin		5-15	3-8	5-6	0 8 8	3	18	1 4 0 0	32				
20	Shawn Anderson		4-8	1-1	6-7	2 7 9	3	15	5 4 0 0	33				
21	George Kiernan		2-4	2-3	0-0	0 1 1	4	6	0 2 0 0	8				
22	Cam Davis		2-4	0-2	0-0	0 1 1	1	4	0 1 0 0	13				
23	Mo Lewis		3-4	0-0	0-0	1 3 4	1	6	0 0 0 0	11				
40	Evan Wieck		2-3	0-0	0-0	0 1 1	2	4	2 0 0 1	29				
Team					2 3 5			1						
Totals			24-55	8-19	15-18	9 30 39	17	71	20 16 0 5	200				

FG % 1st Half: 15-30 50.0% 2nd half: 9-25 36.0% Game: 24-55 43.6%
3FG % 1st Half: 4-8 50.0% 2nd half: 4-11 36.4% Game: 8-19 42.1%
FT % 1st Half: 5-5 100.0 2nd half: 10-13 76.9% Game: 15-18 83.3%

Deadball Rebounds 0

Officials: Mike Stephens, Mike Roberts, Lamar Simpson
Technical fouls: Pitt-None. Navy-None.
Attendance: 3238

Score by periods	1st	2nd	Total
Pitt	38	24	62
Navy	39	32	71

Points UP NAVY 26 14 8 9 21

In Paint T/O Chance Break Bench 26 17 6 6 21

Last FG - UP 2nd-01:55, NAVY 2nd-04:36.
Largest lead - UP by 6 1st-18:48, NAVY by 15 2nd-09:13.
UP led for 03:31, NAVY led for 34:45. Game was tied for 01:44.

Score tied - 5 times.
Lead changed - 3 times.

Official Basketball Box Score -- Game Totals -- Final Statistics

Montana vs Pitt

11/13/17 7:00 PM at Petersen Events Center (Pittsburgh, Pa.)

Montana 83 • (2-0)

#	Player	Total		3-Ptr		Rebounds			PF	TP	A TO Blk Stl			Min
		FG-FGA	FG-FGA	FT-FTA	Off Def Tot	PF	TP	A TO Blk Stl						
15	Jamar Akoh	f	0-2	0-0	0-0	1 0 1	4	0	1 2 1 1	14				
20	Fabijan Krslovic	f	2-5	0-3	2-2	2 7 9	3	6	3 3 2 2	35				
00	Michael Oguine	g	10-22	2-7	7-12	5 1 6	3	29	5 0 0 0	44				
14	Ahmaad Rorie	g	7-15	2-6	2-2	0 5 5	3	18	3 3 0 2	44				
24	Bobby Moorehead	g	5-8	3-5	1-2	0 6 6	1	14	2 0 0 1	42				
01	Timmy Falls		0-1	0-0	0-0	0 0 0	1	0	0 0 0 0	4				
04	Sayed Pridgett		4-9	0-2	4-6	3 5 8	4	12	1 4 3 1	33				
05	Karl Nicholas		2-3	0-0	0-1	0 1 1	4	0	0 0 0 0	8				
13	Trevor Spoja		0-1	0-1	0-0	0 0 0	0	0	0 1 0 0	1				
Team					3 0 3			2						
Totals			30-66	7-24	16-25	14 25 39	23	83	15 15 6 7	225				

FG % 1st Half: 16-34 47.1% 2nd half: 11-26 42.3% OT: 3-6 50.0% Game: 30-66 45.5%
3FG % 1st Half: 4-13 30.8% 2nd half: 3-10 30.0% OT: 0-1 0.0% Game: 7-24 29.2%
FT % 1st Half: 1-5 20.0% 2nd half: 11-14 78.6% OT: 4-6 66.7% Game: 16-25 64.0%

Deadball Rebounds 5

Officials: James Luckie (R), Brian Dorsey, James Breeding
Technical fouls: Montana-None. Pitt-None.
Attendance: 3102
PROGRESSIVE LEGENDS CLASSIC - PITTSBURGH REGIONAL ROUND - GAME 1

Score by periods	1st	2nd	OT	Total
Montana	37	36	10	83
Pitt	35	38	5	78

Points UM 42 30 6 13 29

In Paint T/O Chance Break Bench 40 25 8 18 29

Last FG - UM OT-01:11, UP OT-01:39.
Largest lead - UM by 7 2nd-14:11, UP by 7 1st-08:12.
UM led for 23:46, UP led for 14:07. Game was tied for 07:07.

Score tied - 12 times.
Lead changed - 11 times.

Official Basketball Box Score -- Game Totals -- Final Statistics

UC Santa Barbara vs Pitt

11/15/17 7:00 PM at Petersen Events Center (Pittsburgh, Pa.)

UC Santa Barbara 62 • (1-1)

#	Player	Total		3-Ptr		Rebounds			PF	TP	A TO Blk Stl			Min
		FG-FGA	FG-FGA	FT-FTA	Off Def Tot	PF	TP	A TO Blk Stl						
01	Leland King II	f	8-20	3-10	3-5	2 6 8	3	22	2 2 0 1	31				
05	Jalen Canty	f	3-7	0-0	4-8	6 5 11	3	10	0 1 2 0	33				
02	Gabe Vincent	g	3-11	3-8	1-3	0 1 1	3	10	3 1 0 2	32				
21	Max Heidegger	g	4-15	3-9	2-4	0 4 4	3	13	6 2 0 0	37				
23	Christian Terrell	g	1-4	1-2	0-2	2 2 4	4	3	2 0 0 2	22				
00	Jarriess Blackmon		0-3	0-0	0-0	4 3 7	2	0	0 0 2 0	16				
03	Clifton Powell		0-1	0-0	0-0	0 0 0	0	0	0 1 0 0	7				
11	Brandon Davis		0-2	0-1	0-0	0 2 2	1	0	2 0 0 1	11				
12	Alex Hart		0-0	0-0	0-0	0 0 0	0	0	0 0 0 0	1				
14	Ami Lakoju		2-2	0-0	0-0	2 1 3	0	4	0 0 1 0	10				
Team					3 0 3			1						
Totals			21-65	10-30	10-22	19 24 43	19	62	15 8 5 6	200				

FG % 1st Half: 13-31 41.9% 2nd half: 8-34 23.5% Game: 21-65 32.3%
3FG % 1st Half: 8-15 53.3% 2nd half: 2-15 13.3% Game: 10-30 33.3%
FT % 1st Half: 4-9 44.4% 2nd half: 6-13 46.2% Game: 10-22 45.5%

Deadball Rebounds 6

Officials: Ted Valentine (R), Bill Covington Jr., Greg Evans
Technical fouls: UC Santa Barbara-Max Heidegger, Pitt-None.
Attendance: 2685
PROGRESSIVE LEGENDS CLASSIC - PITTSBURGH REGIONAL ROUND - GAME 2

Score by periods	1st	2nd	Total
UC Santa Barbara	38	24	62
Pitt	32	38	70

Points UCSB UP 20 8 5 6 4

In Paint T/O Chance Break Bench 22 5 13 5 4

Last FG - UCSB 2nd-00:13, UP 2nd-00:54.
Largest lead - UCSB by 10 1st-01:38, UP by 8 2nd-00:18.
UCSB led for 28:49, UP led for 06:58. Game was tied for 04:04.

Score tied - 6 times.
Lead changed - 10 times.

Official Basketball Box Score -- Game Totals -- Final Statistics

Penn State vs Pitt

11/20/17 9:30 P.M. at Barclays Center (Brooklyn, N.Y.)

Penn State 85 • 5-0

#	Player	Total		3-Ptr		Rebounds			PF	TP	A TO Blk Stl			Min
		FG-FGA	FG-FGA	FT-FTA	Off Def Tot	PF	TP	A TO Blk Stl						
01	Deivis Zemgulis		0-1	0-1	0 0 1	1	0	0 0 0 0	8					
03	Satchel Pierce		0-1	0-0	2-5	0 1 1	3	2	1 1 0 0	10				
04	Nazeer Bostick		4-5	0-0	2-4	1 1 2	0	10	4 0 0 4	20				
05	Jamari Wheeler		0-1	0-1	1-2	0 1 1	3	1	2 0 0 1	19				
10	Tony Carr		6-9	4-4	0-0	0 6 6	1	16	5 2 0 1	26				
11	Lamar Stevens		4-11	0-4	2-2	1 7 8	1	10	2 1 2 0	26				
21	John Harrar		2-3	0-0	0-1	1 0 1	0	4	0 0 0 0	5				
23	Josh Reaves		4-8	2-4	0-0	2 3 5	1	10	0 2 0 3	21				
24	Mike Watkins		6-6	0-0	1-2	0 5 5	1	13	0 1 3 1	22				
33	Shep Garner		5-10	3-8	0-0	0 3 3	1	13	2 0 0 0	26				
35	Trent Buttrick		1-2	0-0	0-2	2 1 3	2	2	0 1 0 0	3				
44	Julian Moore		2-2	0-0	0-0	2 2 4	1	4	0 2 0 0	14				
Team					0 2 2									
Totals			34-59	9-22	8-18	10 32 42	15	85	16 11 5 10	200				

FG % 1st Half: 18-34 52.9% 2nd half: 16-25 64.0% Game: 34-59 57.6%
3FG % 1st Half: 7-15 46.7% 2nd half: 2-7 28.6% Game: 9-22 40.9%
FT % 1st Half: 4-6 66.7% 2nd half: 4-12 33.3% Game: 8-18 44.4%

Deadball Rebounds 3,1

Officials: Earl Walton, Sean Hull, Raymond Stynons
Technical fouls: Penn State-None. Pitt-None.
Attendance: 5904
2017 Progressive Legends Classic - Semifinal Game 2

Score by periods	1st	2nd	Total
Penn State	47	38	85
Pitt	21	33	54

Points PSU UP 40 25 8 12 85

In Paint T/O Chance Break Bench 40 25 8 12 85

Last FG - PSU 2nd-01:12, UP 2nd-01:01.
Largest lead - PSU by 42 2nd-04:50, UP None.
PSU led for 39:35, UP led for 00:00. Game was tied for 00:25.

Score tied - 0 times.
Lead changed - 0 times.

2017-18 BOX SCORES

Official Basketball Box Score -- Game Totals -- Final Statistics

Pitt vs Oklahoma State

11/21/17 3:30 p.m. at Barclays Center (Brooklyn, N.Y.)

Pitt 67 • 1-4

#	Player	Total		3-Ptr		Rebounds			PF	TP	A TO Blk Stl				Min
		FG-FGA	FG-FGA	FT-FTA	FT-FTA	Off	Def	Tot			A	TO	Blk	Stl	
04	Ryan Luther	f	4-9	1-4	1-2	1	7	8	3	10	1	2	0	2	34
15	Kene Chukwuka	f	2-5	1-4	1-4	1	5	6	4	6	1	2	0	0	21
00	Jared Wilson-Frame	g	4-10	2-5	3-4	0	2	2	4	13	0	4	0	2	29
02	Jonathan Milligan	g	3-8	0-2	0-0	0	2	2	2	6	1	2	0	0	30
05	Marcus Carr	g	5-9	0-2	2-3	1	3	4	3	12	10	2	1	2	31
01	Parker Stewart	g	0-0	0-0	0-0	0	0	0	0	0	0	0	0	0	2
13	Khameron Davis	g	1-2	0-1	2-2	0	1	1	1	4	4	1	0	0	25
23	Shamiel Stevenson	g	8-9	0-1	0-0	1	1	2	5	16	0	1	0	0	24
33	Monty Boykins	g	0-1	0-1	0-0	0	0	0	0	0	0	0	0	0	3
42	Peace Ilegomah	g	0-0	0-0	0-0	0	0	0	0	0	0	0	0	0	1
Team						1	2	3							
Totals			27-53	4-20	9-15	5	23	28	22	67	17	14	1	6	200

FG % 1st Half: 13-24 54.2% 2nd half: 14-29 48.3% Game: 27-53 50.9% Deadball Rebounds 3
3FG % 1st Half: 2-10 20.0% 2nd half: 2-10 20.0% Game: 4-20 20.0%
FT % 1st Half: 4-7 57.1% 2nd half: 5-8 62.5% Game: 9-15 60.0%

Oklahoma State 73 • 4-1

#	Player	Total		3-Ptr		Rebounds			PF	TP	A TO Blk Stl				Min
		FG-FGA	FG-FGA	FT-FTA	FT-FTA	Off	Def	Tot			A	TO	Blk	Stl	
00	Brandon Awerette	f	0-4	0-1	2-2	0	1	1	1	2	3	1	0	0	19
01	Kendall Smith	f	2-9	0-3	3-4	1	1	2	0	7	3	2	0	1	25
04	Thomas Dziagwa	f	4-8	4-7	0-0	0	2	2	2	12	1	1	0	1	14
05	Tavarius Shine	f	2-7	1-5	1-2	1	2	3	2	6	2	2	0	0	28
12	Cameron McGriff	f	3-8	0-3	0-0	4	5	9	3	6	0	1	0	2	21
14	Lucas N'Guessan	f	2-2	0-0	0-0	3	1	4	2	4	0	1	1	0	22
21	Lindy Waters	f	1-7	0-2	2-2	1	7	8	3	4	3	0	1	2	20
30	Jeffrey Carroll	f	10-17	2-5	7-7	6	3	9	2	29	3	2	0	0	25
41	Mitchell Solomon	f	1-4	0-2	1-2	2	1	3	4	3	1	2	0	0	26
Team						2	1	3			1				
Totals			25-66	7-28	16-19	20	24	44	19	73	16	13	2	6	200

FG % 1st Half: 13-33 39.4% 2nd half: 12-33 36.4% Game: 25-66 37.9% Deadball Rebounds 1
3FG % 1st Half: 4-13 30.8% 2nd half: 3-15 20.0% Game: 7-28 25.0%
FT % 1st Half: 6-8 75.0% 2nd half: 10-11 90.9% Game: 16-19 84.2%

Officials: Guy Pagano, Dave DeYoung, Tom Regan
Technical fouls: Pitt-None. Oklahoma State-None.
Attendance: 5081
2017 Progressive Legends Classic - Third Place Game

Score by periods	1st	2nd	Total
Pitt	32	35	67
Oklahoma State	36	37	73

Points UP	In Paint 44	Off T/O 16	2nd Chance 6	Fast Break 10	Bench 20
OSU	30	14	17	13	73

Last FG - UP 2nd-00:09, OSU 2nd-00:54.
Largest lead - UP by 5 1st-14:11, OSU by 9 2nd-12:43.
UP led for 06:59, OSU led for 29:51. Game was tied for 03:10.
Score tied - 3 times.
Lead changed - 1 time.

Official Basketball Box Score -- Game Totals -- Final Statistics

Lehigh vs Pitt

11/25/17 2:00 PM at Petersen Events Center (Pittsburgh, Pa.)

Lehigh 68 • (3-3)

#	Player	Total		3-Ptr		Rebounds			PF	TP	A TO Blk Stl				Min
		FG-FGA	FG-FGA	FT-FTA	FT-FTA	Off	Def	Tot			A	TO	Blk	Stl	
31	Pat Andree	f	2-10	2-8	0-0	0	4	4	4	6	1	1	1	0	24
13	James Karnik	c	7-9	0-0	0-0	2	8	10	1	14	0	1	1	1	35
01	Kahron Ross	g	2-6	1-2	4-4	0	2	2	2	9	6	3	0	1	28
02	Kyle Leufroy	g	5-13	2-5	2-2	0	6	6	2	14	4	3	0	0	29
05	Lance Tejada	g	3-9	3-5	0-0	0	1	1	2	9	2	0	0	0	31
04	Caleb Bennett	g	2-2	1-1	2-3	1	0	1	4	7	0	2	0	0	11
10	Ed Porter	g	1-1	0-0	0-0	0	0	0	4	2	0	0	0	0	10
11	Jordan Cohen	g	3-9	0-2	1-2	0	3	3	1	7	5	0	1	1	30
20	Marques Wilson	g	0-0	0-0	0-0	0	0	0	0	0	0	0	0	0	2
Team						1	0	1							
Totals			25-59	9-23	9-11	4	24	28	20	68	18	10	3	3	200

FG % 1st Half: 11-31 35.5% 2nd half: 14-28 50.0% Game: 25-59 42.4% Deadball Rebounds 2,1
3FG % 1st Half: 2-9 22.2% 2nd half: 7-14 50.0% Game: 9-23 39.1%
FT % 1st Half: 3-4 75.0% 2nd half: 6-7 85.7% Game: 9-11 81.8%

Pitt 80 • (2-4)

#	Player	Total		3-Ptr		Rebounds			PF	TP	A TO Blk Stl				Min
		FG-FGA	FG-FGA	FT-FTA	FT-FTA	Off	Def	Tot			A	TO	Blk	Stl	
00	Jared Wilson-Frame	f	3-8	2-6	0-0	0	3	3	2	8	2	1	1	0	26
04	Ryan Luther	f	5-6	0-1	8-9	2	8	10	0	18	4	1	1	3	30
15	Kene Chukwuka	c	3-7	1-5	0-1	0	2	2	3	7	5	1	1	0	27
02	Jonathan Milligan	g	5-9	0-2	6-6	0	2	2	3	16	3	1	0	0	29
05	Marcus Carr	g	3-8	1-3	1-1	0	3	3	2	8	5	3	0	1	27
01	Parker Stewart	g	4-7	4-7	0-0	0	4	4	0	12	1	0	0	1	21
13	Khameron Davis	g	1-1	1-1	0-0	0	5	5	4	3	0	2	0	0	17
21	Terrell Brown	g	1-1	0-0	0-0	0	1	1	0	2	1	0	0	0	6
23	Shamiel Stevenson	g	1-4	1-2	3-4	0	2	2	1	6	0	2	0	0	17
Team						1	0	1							
Totals			26-51	10-27	18-21	3	30	33	15	80	21	11	3	5	200

FG % 1st Half: 11-26 42.3% 2nd half: 15-25 60.0% Game: 26-51 51.0% Deadball Rebounds 0
3FG % 1st Half: 4-16 25.0% 2nd half: 6-11 54.5% Game: 10-27 37.0%
FT % 1st Half: 6-8 75.0% 2nd half: 12-13 92.3% Game: 18-21 85.7%

Officials: Bill Covington, Jr. (R), Lee Cassell, Jerry Heater
Technical fouls: Lehigh-None. Pitt-None.
Attendance: 3317

Score by periods	1st	2nd	Total
Lehigh	27	41	68
Pitt	32	48	80

Points LEHIGH UP	In Paint 28	Off T/O 10	2nd Chance 2	Fast Break 15	Bench 16
UP	28	11	4	4	23

Last FG - LEHIGH 2nd-03:50, UP 2nd-03:02.
Largest lead - LEHIGH by 3 1st-14:27, UP by 12 2nd-00:30.
LEHIGH led for 05:08, UP led for 32:50. Game was tied for 02:02.
Score tied - 4 times.
Lead changed - 9 times.

Official Basketball Box Score -- Game Totals -- Final Statistics

High Point vs Pitt

11/28/17 7:00 PM at Petersen Events Center (Pittsburgh, Pa.)

High Point 63 • (2-4)

#	Player	Total		3-Ptr		Rebounds			PF	TP	A TO Blk Stl				Min
		FG-FGA	FG-FGA	FT-FTA	FT-FTA	Off	Def	Tot			A	TO	Blk	Stl	
05	Justyn Mutts	f	5-8	0-1	3-4	2	3	5	5	13	1	4	1	5	29
25	Ricky Madison	f	2-4	0-0	0-0	1	1	2	0	4	0	0	0	1	14
01	Brandonn Kamga	g	3-18	0-2	4-4	3	2	5	2	10	4	2	0	1	31
11	Denny Slay	g	6-11	0-1	0-0	1	1	2	3	12	0	0	0	2	29
22	Andre Fox	g	8-19	2-6	2-2	1	3	4	3	20	0	1	0	2	34
02	Austin White	g	1-4	0-0	2-3	2	1	3	2	4	1	0	0	0	19
03	Jamal Wright	g	0-0	0-0	0-0	0	0	0	0	0	0	2	0	0	11
14	Luke Vargo	g	0-1	0-1	0-0	0	1	1	1	0	0	1	0	0	11
33	Sam Berlin	g	0-0	0-0	0-2	0	1	1	0	0	0	0	0	0	3
34	Jordan Whitehead	g	0-2	0-0	0-0	0	3	3	1	0	1	0	0	0	19
Team						3	1	4							
Totals			25-67	2-11	11-15	16	14	30	17	63	9	10	1	11	200

FG % 1st Half: 12-31 38.7% 2nd half: 13-36 36.1% Game: 25-67 37.3% Deadball Rebounds 2
3FG % 1st Half: 2-8 25.0% 2nd half: 0-3 0.0% Game: 2-11 18.2%
FT % 1st Half: 1-3 33.3% 2nd half: 10-12 83.3% Game: 11-15 73.3%

Pitt 71 • (3-4)

#	Player		Total		3-Ptr		Rebounds			PF	TP	A TO Blk Stl				Min
			FG-FGA	FG-FGA	FT-FTA	Off	Def	Tot	A			TO	Blk	Stl		
00	Jared Wilson-Frame	f	4-8	3-5	0-0	0	4	4	0	11	2	3	1	0	31	
04	Ryan Luther	f	4-7	2-4	5-6	2	6	8	1	15	5	4	3	1	34	
15	Kene Chukwuka	c	1-2	0-1	0-0	0	0	0	0	3	2	1	1	0	12	
02	Jonathan Milligan	g	2-4	0-2	8-8	0	1	1	1	12	2	3	1	1	34	
05	Marcus Carr	g	5-5	3-3	6-6	0	5	5	4	19	2	5	1	0	28	
01	Parker Stewart		1-2	0-1	0-0	0	2	2	0	2	0	0	0	0	7	
12	Joe Mascaro		0-0	0-0	0-0	0	0	0	0	0	0	0	0	0	1	
13	Khameron Davis		1-3	0-1	0-0	0	4	4	3	2	0	1	0	1	20	
21	Terrell Brown		0-0	0-0	0-0	0	0	0	1	0	0	0	0	0	2	
22	Anthony Starzynski		0-0	0-0	0-0	0	0	0	0	0	0	0	0	0	1	
23	Shamiel Stevenson		4-8	0-1	0-0	2	4	6	0	8	2	3	1	1	23	
24	Samson George		0-0	0-0	0-0	0	0	0	0	0	0	0	0	0	2	
33	Monty Boykins		0-1	0-0	0-0	0	0	0	0	0	0	0	0	0	2	
35	Zach Smith		0-0	0-0	0-0	0	0	0	0	0	0	0	0	0	2	
42	Peace Iligamag Team		0-0	0-0	0-2	1	1	2	2	0	1	0	1	1	2	
						1	1	2				1				
Totals			22-40	8-19	19-22	6	28	34	15	71	14	22	7	5	200	

2017-18 BOX SCORES

Official Basketball Box Score -- Game Totals -- Final Statistics															Official Basketball Box Score -- Game Totals -- Final Statistics																																																																																																																																																																																																																																																																																																																																																																																																												
Mount St. Mary's vs Pitt															West Virginia 69 • (9-1)																																																																																																																																																																																																																																																																																																																																																																																																												
12/5/17 7:00 PM at Petersen Events Center (Pittsburgh, Pa.)															12/9/17 8:00 PM at Petersen Events Center (Pittsburgh, Pa.)																																																																																																																																																																																																																																																																																																																																																																																																												
Mount St. Mary's 78 • (3-6)															West Virginia 69 • (9-1)																																																																																																																																																																																																																																																																																																																																																																																																												
<table><tr><th>#</th><th>Player</th><th>FG-FGA</th><th>3-Ptr FG-FGA</th><th>FT-FTA</th><th colspan="3">Rebounds</th><th>PF</th><th>TP</th><th>A</th><th>TO</th><th>Blk</th><th>Stl</th><th>Min</th></tr><tr><td>01</td><td>Bobby Planutis</td><td>f</td><td>1-5</td><td>0-1</td><td>0-0</td><td>1</td><td>4</td><td>5</td><td>3</td><td>2</td><td>0</td><td>0</td><td>0</td><td>2</td><td>33</td></tr><tr><td>54</td><td>Ryan Gomes</td><td>c</td><td>2-6</td><td>0-0</td><td>3-4</td><td>1</td><td>0</td><td>1</td><td>3</td><td>7</td><td>0</td><td>1</td><td>0</td><td>0</td><td>21</td></tr><tr><td>00</td><td>Junior Robinson</td><td>g</td><td>8-21</td><td>2-6</td><td>6-6</td><td>1</td><td>1</td><td>2</td><td>4</td><td>24</td><td>9</td><td>5</td><td>0</td><td>2</td><td>39</td></tr><tr><td>03</td><td>Jonah Antonio</td><td>g</td><td>5-10</td><td>4-9</td><td>0-0</td><td>0</td><td>2</td><td>2</td><td>0</td><td>14</td><td>0</td><td>1</td><td>1</td><td>1</td><td>42</td></tr><tr><td>10</td><td>Donald Carey</td><td>g</td><td>2-5</td><td>2-4</td><td>0-0</td><td>2</td><td>5</td><td>7</td><td>4</td><td>6</td><td>5</td><td>5</td><td>1</td><td>1</td><td>35</td></tr><tr><td>04</td><td>James West Iv</td><td></td><td>0-0</td><td>0-0</td><td>0-0</td><td>0</td><td>0</td><td>0</td><td>1</td><td>0</td><td>0</td><td>0</td><td>0</td><td>0</td><td>2</td></tr><tr><td>05</td><td>Chris Wray</td><td></td><td>4-6</td><td>0-0</td><td>0-3</td><td>3</td><td>2</td><td>5</td><td>4</td><td>8</td><td>2</td><td>1</td><td>2</td><td>3</td><td>24</td></tr><tr><td>23</td><td>Greg Alexander</td><td></td><td>6-9</td><td>5-7</td><td>0-1</td><td>0</td><td>2</td><td>2</td><td>5</td><td>17</td><td>0</td><td>0</td><td>0</td><td>1</td><td>29</td></tr><tr><td></td><td>Team</td><td></td><td></td><td></td><td></td><td>0</td><td>3</td><td>3</td><td></td><td></td><td></td><td></td><td></td><td></td><td></td></tr><tr><td></td><td>Totals</td><td></td><td>28-62</td><td>13-27</td><td>9-14</td><td>8</td><td>19</td><td>27</td><td>24</td><td>78</td><td>16</td><td>13</td><td>4</td><td>10</td><td>225</td></tr></table> <div>FG % 1st Half: 10-24 41.7% 2nd half: 17-28 60.7% OT: 1-10 10.0% Game: 28-62 45.2% Deadball Rebounds 1</div> <div>3FG % 1st Half: 3-7 42.9% 2nd half: 9-15 60.0% OT: 1-5 20.0% Game: 13-27 48.1%</div> <div>FT % 1st Half: 1-4 25.0% 2nd half: 6-8 75.0% OT: 2-2 100.0% Game: 9-14 64.3%</div>															#	Player	FG-FGA	3-Ptr FG-FGA	FT-FTA	Rebounds			PF	TP	A	TO	Blk	Stl	Min	01	Bobby Planutis	f	1-5	0-1	0-0	1	4	5	3	2	0	0	0	2	33	54	Ryan Gomes	c	2-6	0-0	3-4	1	0	1	3	7	0	1	0	0	21	00	Junior Robinson	g	8-21	2-6	6-6	1	1	2	4	24	9	5	0	2	39	03	Jonah Antonio	g	5-10	4-9	0-0	0	2	2	0	14	0	1	1	1	42	10	Donald Carey	g	2-5	2-4	0-0	2	5	7	4	6	5	5	1	1	35	04	James West Iv		0-0	0-0	0-0	0	0	0	1	0	0	0	0	0	2	05	Chris Wray		4-6	0-0	0-3	3	2	5	4	8	2	1	2	3	24	23	Greg Alexander		6-9	5-7	0-1	0	2	2	5	17	0	0	0	1	29		Team					0	3	3									Totals		28-62	13-27	9-14	8	19	27	24	78	16	13	4	10	225	<table><tr><th>#</th><th>Player</th><th>FG-FGA</th><th>3-Ptr FG-FGA</th><th>FT-FTA</th><th colspan="3">Rebounds</th><th>PF</th><th>TP</th><th>A</th><th>TO</th><th>Blk</th><th>Stl</th><th>Min</th></tr><tr><td>15</td><td>Lamont West</td><td>f</td><td>5-14</td><td>3-8</td><td>0-1</td><td>3</td><td>5</td><td>8</td><td>1</td><td>13</td><td>2</td><td>0</td><td>0</td><td>1</td><td>36</td></tr><tr><td>21</td><td>Wesley Harris</td><td>f</td><td>1-2</td><td>0-0</td><td>0-0</td><td>2</td><td>0</td><td>2</td><td>5</td><td>2</td><td>0</td><td>1</td><td>0</td><td>1</td><td>12</td></tr><tr><td>50</td><td>Sagaba Konate</td><td>f</td><td>3-5</td><td>0-0</td><td>2-3</td><td>1</td><td>5</td><td>6</td><td>4</td><td>8</td><td>0</td><td>1</td><td>2</td><td>0</td><td>26</td></tr><tr><td>02</td><td>Jevon Carter</td><td>g</td><td>6-14</td><td>4-6</td><td>3-4</td><td>0</td><td>6</td><td>6</td><td>4</td><td>19</td><td>9</td><td>1</td><td>1</td><td>0</td><td>34</td></tr><tr><td>04</td><td>Daxter Miles Jr.</td><td>g</td><td>7-14</td><td>1-7</td><td>0-1</td><td>1</td><td>4</td><td>5</td><td>4</td><td>15</td><td>2</td><td>3</td><td>0</td><td>3</td><td>34</td></tr><tr><td>03</td><td>James Bolden</td><td></td><td>4-7</td><td>2-4</td><td>0-0</td><td>0</td><td>0</td><td>0</td><td>2</td><td>10</td><td>0</td><td>1</td><td>0</td><td>0</td><td>19</td></tr><tr><td>11</td><td>D'Angelo Hunter</td><td></td><td>0-0</td><td>0-0</td><td>0-0</td><td>0</td><td>0</td><td>0</td><td>0</td><td>0</td><td>0</td><td>0</td><td>0</td><td>0</td><td>2</td></tr><tr><td>13</td><td>Teddy Allen</td><td></td><td>0-0</td><td>0-0</td><td>0-0</td><td>0</td><td>0</td><td>0</td><td>0</td><td>0</td><td>0</td><td>1</td><td>0</td><td>0</td><td>4</td></tr><tr><td>14</td><td>Chase Harler</td><td></td><td>0-1</td><td>0-0</td><td>0-0</td><td>0</td><td>1</td><td>1</td><td>2</td><td>0</td><td>1</td><td>0</td><td>0</td><td>3</td><td>19</td></tr><tr><td>25</td><td>Maciej Bender</td><td></td><td>1-2</td><td>0-0</td><td>0-0</td><td>0</td><td>1</td><td>1</td><td>1</td><td>2</td><td>1</td><td>1</td><td>0</td><td>0</td><td>14</td></tr><tr><td></td><td>Team</td><td></td><td></td><td></td><td></td><td>1</td><td>2</td><td>3</td><td></td><td></td><td></td><td></td><td></td><td></td><td></td></tr><tr><td></td><td>Totals</td><td></td><td>27-59</td><td>10-25</td><td>5-9</td><td>8</td><td>24</td><td>32</td><td>25</td><td>69</td><td>15</td><td>9</td><td>3</td><td>8</td><td>200</td></tr></table> <div>FG % 1st Half: 16-33 48.5% 2nd half: 11-26 42.3% Game: 27-59 45.8%</div> <div>3FG % 1st Half: 8-16 50.0% 2nd half: 2-9 22.2% Game: 10-25 40.0%</div> <div>FT % 1st Half: 5-7 71.4% 2nd half: 0-2 0.0% Game: 5-9 55.6%</div>															#	Player	FG-FGA	3-Ptr FG-FGA	FT-FTA	Rebounds			PF	TP	A	TO	Blk	Stl	Min	15	Lamont West	f	5-14	3-8	0-1	3	5	8	1	13	2	0	0	1	36	21	Wesley Harris	f	1-2	0-0	0-0	2	0	2	5	2	0	1	0	1	12	50	Sagaba Konate	f	3-5	0-0	2-3	1	5	6	4	8	0	1	2	0	26	02	Jevon Carter	g	6-14	4-6	3-4	0	6	6	4	19	9	1	1	0	34	04	Daxter Miles Jr.	g	7-14	1-7	0-1	1	4	5	4	15	2	3	0	3	34	03	James Bolden		4-7	2-4	0-0	0	0	0	2	10	0	1	0	0	19	11	D'Angelo Hunter		0-0	0-0	0-0	0	0	0	0	0	0	0	0	0	2	13	Teddy Allen		0-0	0-0	0-0	0	0	0	0	0	0	1	0	0	4	14	Chase Harler		0-1	0-0	0-0	0	1	1	2	0	1	0	0	3	19	25	Maciej Bender		1-2	0-0	0-0	0	1	1	1	2	1	1	0	0	14		Team					1	2	3									Totals		27-59	10-25	5-9	8	24	32	25	69	15	9	3	8	200
#	Player	FG-FGA	3-Ptr FG-FGA	FT-FTA	Rebounds			PF	TP	A	TO	Blk	Stl	Min																																																																																																																																																																																																																																																																																																																																																																																																													
01	Bobby Planutis	f	1-5	0-1	0-0	1	4	5	3	2	0	0	0	2	33																																																																																																																																																																																																																																																																																																																																																																																																												
54	Ryan Gomes	c	2-6	0-0	3-4	1	0	1	3	7	0	1	0	0	21																																																																																																																																																																																																																																																																																																																																																																																																												
00	Junior Robinson	g	8-21	2-6	6-6	1	1	2	4	24	9	5	0	2	39																																																																																																																																																																																																																																																																																																																																																																																																												
03	Jonah Antonio	g	5-10	4-9	0-0	0	2	2	0	14	0	1	1	1	42																																																																																																																																																																																																																																																																																																																																																																																																												
10	Donald Carey	g	2-5	2-4	0-0	2	5	7	4	6	5	5	1	1	35																																																																																																																																																																																																																																																																																																																																																																																																												
04	James West Iv		0-0	0-0	0-0	0	0	0	1	0	0	0	0	0	2																																																																																																																																																																																																																																																																																																																																																																																																												
05	Chris Wray		4-6	0-0	0-3	3	2	5	4	8	2	1	2	3	24																																																																																																																																																																																																																																																																																																																																																																																																												
23	Greg Alexander		6-9	5-7	0-1	0	2	2	5	17	0	0	0	1	29																																																																																																																																																																																																																																																																																																																																																																																																												
	Team					0	3	3																																																																																																																																																																																																																																																																																																																																																																																																																			
	Totals		28-62	13-27	9-14	8	19	27	24	78	16	13	4	10	225																																																																																																																																																																																																																																																																																																																																																																																																												
#	Player	FG-FGA	3-Ptr FG-FGA	FT-FTA	Rebounds			PF	TP	A	TO	Blk	Stl	Min																																																																																																																																																																																																																																																																																																																																																																																																													
15	Lamont West	f	5-14	3-8	0-1	3	5	8	1	13	2	0	0	1	36																																																																																																																																																																																																																																																																																																																																																																																																												
21	Wesley Harris	f	1-2	0-0	0-0	2	0	2	5	2	0	1	0	1	12																																																																																																																																																																																																																																																																																																																																																																																																												
50	Sagaba Konate	f	3-5	0-0	2-3	1	5	6	4	8	0	1	2	0	26																																																																																																																																																																																																																																																																																																																																																																																																												
02	Jevon Carter	g	6-14	4-6	3-4	0	6	6	4	19	9	1	1	0	34																																																																																																																																																																																																																																																																																																																																																																																																												
04	Daxter Miles Jr.	g	7-14	1-7	0-1	1	4	5	4	15	2	3	0	3	34																																																																																																																																																																																																																																																																																																																																																																																																												
03	James Bolden		4-7	2-4	0-0	0	0	0	2	10	0	1	0	0	19																																																																																																																																																																																																																																																																																																																																																																																																												
11	D'Angelo Hunter		0-0	0-0	0-0	0	0	0	0	0	0	0	0	0	2																																																																																																																																																																																																																																																																																																																																																																																																												
13	Teddy Allen		0-0	0-0	0-0	0	0	0	0	0	0	1	0	0	4																																																																																																																																																																																																																																																																																																																																																																																																												
14	Chase Harler		0-1	0-0	0-0	0	1	1	2	0	1	0	0	3	19																																																																																																																																																																																																																																																																																																																																																																																																												
25	Maciej Bender		1-2	0-0	0-0	0	1	1	1	2	1	1	0	0	14																																																																																																																																																																																																																																																																																																																																																																																																												
	Team					1	2	3																																																																																																																																																																																																																																																																																																																																																																																																																			
	Totals		27-59	10-25	5-9	8	24	32	25	69	15	9	3	8	200																																																																																																																																																																																																																																																																																																																																																																																																												
Pitt 82 • (5-4)															Pitt 60 • (5-5)																																																																																																																																																																																																																																																																																																																																																																																																												
<table><tr><th>#</th><th>Player</th><th>FG-FGA</th><th>3-Ptr FG-FGA</th><th>FT-FTA</th><th colspan="3">Rebounds</th><th>PF</th><th>TP</th><th>A</th><th>TO</th><th>Blk</th><th>Stl</th><th>Min</th></tr><tr><td>00</td><td>Jared Wilson-Frame</td><td>f</td><td>5-12</td><td>1-4</td><td>4-5</td><td>2</td><td>0</td><td>2</td><td>3</td><td>15</td><td>2</td><td>2</td><td>0</td><td>0</td><td>37</td></tr><tr><td>04</td><td>Ryan Luther</td><td>f</td><td>2-11</td><td>0-2</td><td>0-0</td><td>8</td><td>8</td><td>16</td><td>4</td><td>4</td><td>3</td><td>3</td><td>1</td><td>2</td><td>31</td></tr><tr><td>23</td><td>Shamiel Stevenson</td><td>f</td><td>4-5</td><td>0-0</td><td>6-10</td><td>0</td><td>9</td><td>9</td><td>3</td><td>14</td><td>1</td><td>1</td><td>1</td><td>2</td><td>36</td></tr><tr><td>02</td><td>Jonathan Milligan</td><td>g</td><td>1-3</td><td>1-2</td><td>0-0</td><td>0</td><td>0</td><td>0</td><td>1</td><td>3</td><td>2</td><td>1</td><td>0</td><td>0</td><td>19</td></tr><tr><td>05</td><td>Marcus Carr</td><td>g</td><td>7-13</td><td>2-4</td><td>7-8</td><td>0</td><td>1</td><td>1</td><td>1</td><td>23</td><td>2</td><td>5</td><td>0</td><td>0</td><td>38</td></tr><tr><td>01</td><td>Parker Stewart</td><td></td><td>1-4</td><td>1-3</td><td>0-0</td><td>0</td><td>2</td><td>2</td><td>1</td><td>3</td><td>1</td><td>0</td><td>0</td><td>0</td><td>16</td></tr><tr><td>13</td><td>Khameron Davis</td><td></td><td>5-5</td><td>2-2</td><td>0-2</td><td>0</td><td>3</td><td>3</td><td>1</td><td>12</td><td>1</td><td>2</td><td>1</td><td>0</td><td>25</td></tr><tr><td>15</td><td>Kene Chukwuka</td><td></td><td>1-2</td><td>0-1</td><td>3-5</td><td>0</td><td>4</td><td>4</td><td>0</td><td>5</td><td>1</td><td>1</td><td>2</td><td>1</td><td>19</td></tr><tr><td>21</td><td>Terrell Brown</td><td></td><td>0-0</td><td>0-0</td><td>3-4</td><td>1</td><td>1</td><td>2</td><td>0</td><td>3</td><td>0</td><td>1</td><td>0</td><td>0</td><td>4</td></tr><tr><td></td><td>Team</td><td></td><td></td><td></td><td></td><td>2</td><td>2</td><td>4</td><td>1</td><td></td><td>1</td><td></td><td></td><td></td><td></td></tr><tr><td></td><td>Totals</td><td></td><td>26-55</td><td>7-18</td><td>23-34</td><td>13</td><td>30</td><td>43</td><td>15</td><td>82</td><td>13</td><td>17</td><td>5</td><td>6</td><td>225</td></tr></table> <div>FG % 1st Half: 11-23 47.8% 2nd half: 14-25 56.0% OT: 1-7 14.3% Game: 26-55 47.3% Deadball Rebounds 8</div> <div>3FG % 1st Half: 4-10 40.0% 2nd half: 3-7 42.9% OT: 0-1 0.0% Game: 7-18 38.9%</div> <div>FT % 1st Half: 5-7 71.4% 2nd half: 11-17 64.7% OT: 7-10 70.0% Game: 23-34 67.6%</div>															#	Player	FG-FGA	3-Ptr FG-FGA	FT-FTA	Rebounds			PF	TP	A	TO	Blk	Stl	Min	00	Jared Wilson-Frame	f	5-12	1-4	4-5	2	0	2	3	15	2	2	0	0	37	04	Ryan Luther	f	2-11	0-2	0-0	8	8	16	4	4	3	3	1	2	31	23	Shamiel Stevenson	f	4-5	0-0	6-10	0	9	9	3	14	1	1	1	2	36	02	Jonathan Milligan	g	1-3	1-2	0-0	0	0	0	1	3	2	1	0	0	19	05	Marcus Carr	g	7-13	2-4	7-8	0	1	1	1	23	2	5	0	0	38	01	Parker Stewart		1-4	1-3	0-0	0	2	2	1	3	1	0	0	0	16	13	Khameron Davis		5-5	2-2	0-2	0	3	3	1	12	1	2	1	0	25	15	Kene Chukwuka		1-2	0-1	3-5	0	4	4	0	5	1	1	2	1	19	21	Terrell Brown		0-0	0-0	3-4	1	1	2	0	3	0	1	0	0	4		Team					2	2	4	1		1						Totals		26-55	7-18	23-34	13	30	43	15	82	13	17	5	6	225	<table><tr><th>#</th><th>Player</th><th>FG-FGA</th><th>3-Ptr FG-FGA</th><th>FT-FTA</th><th colspan="3">Rebounds</th><th>PF</th><th>TP</th><th>A</th><th>TO</th><th>Blk</th><th>Stl</th><th>Min</th></tr><tr><td>00</td><td>Jared Wilson-Frame</td><td>f</td><td>3-10</td><td>0-6</td><td>3-4</td><td>1</td><td>4</td><td>5</td><td>1</td><td>9</td><td>2</td><td>2</td><td>0</td><td>0</td><td>27</td></tr><tr><td>04</td><td>Ryan Luther</td><td>f</td><td>5-9</td><td>1-3</td><td>2-5</td><td>4</td><td>8</td><td>12</td><td>3</td><td>13</td><td>2</td><td>1</td><td>1</td><td>1</td><td>32</td></tr><tr><td>23</td><td>Shamiel Stevenson</td><td>f</td><td>3-7</td><td>1-1</td><td>5-7</td><td>1</td><td>3</td><td>4</td><td>2</td><td>12</td><td>1</td><td>3</td><td>0</td><td>1</td><td>38</td></tr><tr><td>05</td><td>Marcus Carr</td><td>g</td><td>2-6</td><td>2-4</td><td>6-7</td><td>1</td><td>1</td><td>2</td><td>2</td><td>12</td><td>4</td><td>5</td><td>0</td><td>1</td><td>31</td></tr><tr><td>13</td><td>Khameron Davis</td><td>g</td><td>2-6</td><td>1-4</td><td>2-2</td><td>1</td><td>4</td><td>5</td><td>2</td><td>7</td><td>1</td><td>1</td><td>0</td><td>0</td><td>32</td></tr><tr><td>01</td><td>Parker Stewart</td><td></td><td>1-5</td><td>1-5</td><td>3-4</td><td>0</td><td>2</td><td>2</td><td>1</td><td>6</td><td>1</td><td>0</td><td>0</td><td>0</td><td>18</td></tr><tr><td>02</td><td>Jonathan Milligan</td><td></td><td>0-3</td><td>0-2</td><td>0-0</td><td>0</td><td>3</td><td>3</td><td>2</td><td>0</td><td>0</td><td>2</td><td>0</td><td>0</td><td>15</td></tr><tr><td>21</td><td>Terrell Brown</td><td></td><td>0-0</td><td>0-0</td><td>1-2</td><td>1</td><td>0</td><td>1</td><td>2</td><td>1</td><td>0</td><td>0</td><td>0</td><td>0</td><td>2</td></tr><tr><td>42</td><td>Peace Ilegomah</td><td></td><td>0-1</td><td>0-0</td><td>0-0</td><td>1</td><td>1</td><td>2</td><td>1</td><td>0</td><td>0</td><td>0</td><td>0</td><td>0</td><td>5</td></tr><tr><td></td><td>Team</td><td></td><td></td><td></td><td></td><td>1</td><td>1</td><td>2</td><td>1</td><td></td><td></td><td></td><td></td><td></td><td></td></tr><tr><td></td><td>Totals</td><td></td><td>16-47</td><td>6-25</td><td>22-31</td><td>11</td><td>27</td><td>38</td><td>17</td><td>60</td><td>11</td><td>14</td><td>1</td><td>3</td><td>200</td></tr></table> <div>FG % 1st Half: 5-22 22.7% 2nd half: 11-25 44.0% Game: 16-47 34.0%</div> <div>3FG % 1st Half: 2-10 20.0% 2nd half: 4-15 26.7% Game: 6-25 24.0%</div> <div>FT % 1st Half: 15-21 71.4% 2nd half: 7-10 70.0% Game: 22-31 71.0%</div>															#	Player	FG-FGA	3-Ptr FG-FGA	FT-FTA	Rebounds			PF	TP	A	TO	Blk	Stl	Min	00	Jared Wilson-Frame	f	3-10	0-6	3-4	1	4	5	1	9	2	2	0	0	27	04	Ryan Luther	f	5-9	1-3	2-5	4	8	12	3	13	2	1	1	1	32	23	Shamiel Stevenson	f	3-7	1-1	5-7	1	3	4	2	12	1	3	0	1	38	05	Marcus Carr	g	2-6	2-4	6-7	1	1	2	2	12	4	5	0	1	31	13	Khameron Davis	g	2-6	1-4	2-2	1	4	5	2	7	1	1	0	0	32	01	Parker Stewart		1-5	1-5	3-4	0	2	2	1	6	1	0	0	0	18	02	Jonathan Milligan		0-3	0-2	0-0	0	3	3	2	0	0	2	0	0	15	21	Terrell Brown		0-0	0-0	1-2	1	0	1	2	1	0	0	0	0	2	42	Peace Ilegomah		0-1	0-0	0-0	1	1	2	1	0	0	0	0	0	5		Team					1	1	2	1								Totals		16-47	6-25	22-31	11	27	38	17	60	11	14	1	3	200
#	Player	FG-FGA	3-Ptr FG-FGA	FT-FTA	Rebounds			PF	TP	A	TO	Blk	Stl	Min																																																																																																																																																																																																																																																																																																																																																																																																													
00	Jared Wilson-Frame	f	5-12	1-4	4-5	2	0	2	3	15	2	2	0	0	37																																																																																																																																																																																																																																																																																																																																																																																																												
04	Ryan Luther	f	2-11	0-2	0-0	8	8	16	4	4	3	3	1	2	31																																																																																																																																																																																																																																																																																																																																																																																																												
23	Shamiel Stevenson	f	4-5	0-0	6-10	0	9	9	3	14	1	1	1	2	36																																																																																																																																																																																																																																																																																																																																																																																																												
02	Jonathan Milligan	g	1-3	1-2	0-0	0	0	0	1	3	2	1	0	0	19																																																																																																																																																																																																																																																																																																																																																																																																												
05	Marcus Carr	g	7-13	2-4	7-8	0	1	1	1	23	2	5	0	0	38																																																																																																																																																																																																																																																																																																																																																																																																												
01	Parker Stewart		1-4	1-3	0-0	0	2	2	1	3	1	0	0	0	16																																																																																																																																																																																																																																																																																																																																																																																																												
13	Khameron Davis		5-5	2-2	0-2	0	3	3	1	12	1	2	1	0	25																																																																																																																																																																																																																																																																																																																																																																																																												
15	Kene Chukwuka		1-2	0-1	3-5	0	4	4	0	5	1	1	2	1	19																																																																																																																																																																																																																																																																																																																																																																																																												
21	Terrell Brown		0-0	0-0	3-4	1	1	2	0	3	0	1	0	0	4																																																																																																																																																																																																																																																																																																																																																																																																												
	Team					2	2	4	1		1																																																																																																																																																																																																																																																																																																																																																																																																																
	Totals		26-55	7-18	23-34	13	30	43	15	82	13	17	5	6	225																																																																																																																																																																																																																																																																																																																																																																																																												
#	Player	FG-FGA	3-Ptr FG-FGA	FT-FTA	Rebounds			PF	TP	A	TO	Blk	Stl	Min																																																																																																																																																																																																																																																																																																																																																																																																													
00	Jared Wilson-Frame	f	3-10	0-6	3-4	1	4	5	1	9	2	2	0	0	27																																																																																																																																																																																																																																																																																																																																																																																																												
04	Ryan Luther	f	5-9	1-3	2-5	4	8	12	3	13	2	1	1	1	32																																																																																																																																																																																																																																																																																																																																																																																																												
23	Shamiel Stevenson	f	3-7	1-1	5-7	1	3	4	2	12	1	3	0	1	38																																																																																																																																																																																																																																																																																																																																																																																																												
05	Marcus Carr	g	2-6	2-4	6-7	1	1	2	2	12	4	5	0	1	31																																																																																																																																																																																																																																																																																																																																																																																																												
13	Khameron Davis	g	2-6	1-4	2-2	1	4	5	2	7	1	1	0	0	32																																																																																																																																																																																																																																																																																																																																																																																																												
01	Parker Stewart		1-5	1-5	3-4	0	2	2	1	6	1	0	0	0	18																																																																																																																																																																																																																																																																																																																																																																																																												
02	Jonathan Milligan		0-3	0-2	0-0	0	3	3	2	0	0	2	0	0	15																																																																																																																																																																																																																																																																																																																																																																																																												
21	Terrell Brown		0-0	0-0	1-2	1	0	1	2	1	0	0	0	0	2																																																																																																																																																																																																																																																																																																																																																																																																												
42	Peace Ilegomah		0-1	0-0	0-0	1	1	2	1	0	0	0	0	0	5																																																																																																																																																																																																																																																																																																																																																																																																												
	Team					1	1	2	1																																																																																																																																																																																																																																																																																																																																																																																																																		
	Totals		16-47	6-25	22-31	11	27	38	17	60	11	14	1	3	200																																																																																																																																																																																																																																																																																																																																																																																																												
Officials: Brian Dorsey (R), Don Daily, Bert Smith															Officials: Lee Cassell (R), Michael Stephens, Michael Roberts																																																																																																																																																																																																																																																																																																																																																																																																												
Technical fouls: Mount St. Mary's-None. Pitt-TEAM.															Technical fouls: West Virginia-None. Pitt-TEAM.																																																																																																																																																																																																																																																																																																																																																																																																												
Attendance: 2333															Attendance: 7748																																																																																																																																																																																																																																																																																																																																																																																																												
<table><tr><th colspan="4">Score by periods</th><th rowspan="4">Points MOUNT UP</th><th rowspan="5">In Paint 28 36</th><th rowspan="4">Off T/O 14 17</th><th rowspan="5">2nd Chance 14 12</th><th rowspan="5">Fast Break 4 9</th><th rowspan="4">Bench 25 23</th></tr><tr><th>1st</th><th>2nd</th><th>OT</th><th>Total</th></tr><tr><td>Mount St. Mary's</td><td>24</td><td>49</td><td>5</td></tr><tr><td>Pitt</td><td>31</td><td>42</td><td>9</td></tr></table>															Score by periods				Points MOUNT UP	In Paint 28 36	Off T/O 14 17	2nd Chance 14 12	Fast Break 4 9	Bench 25 23	1st	2nd	OT	Total	Mount St. Mary's	24	49	5	Pitt	31	42	9	<table><tr><th colspan="4">Score by periods</th><th rowspan="4">Points WVU UP</th><th rowspan="4">In Paint 28 28</th><th rowspan="4">Off T/O 15 14</th><th rowspan="4">2nd Chance 11 8</th><th rowspan="4">Fast Break 10 7</th><th rowspan="4">Bench 12 7</th></tr><tr><th>1st</th><th>2nd</th><th>Total</th><th></th></tr><tr><td>West Virginia</td><td>45</td><td>24</td><td>69</td></tr><tr><td>Pitt</td><td>27</td><td>33</td><td>60</td></tr></table>															Score by periods				Points WVU UP	In Paint 28 28	Off T/O 15 14	2nd Chance 11 8	Fast Break 10 7	Bench 12 7	1st	2nd	Total		West Virginia	45	24	69	Pitt	27	33	60																																																																																																																																																																																																																																																																																																																																																		
Score by periods				Points MOUNT UP	In Paint 28 36	Off T/O 14 17	2nd Chance 14 12	Fast Break 4 9	Bench 25 23																																																																																																																																																																																																																																																																																																																																																																																																																		
1st	2nd	OT	Total																																																																																																																																																																																																																																																																																																																																																																																																																								
Mount St. Mary's	24	49	5																																																																																																																																																																																																																																																																																																																																																																																																																								
Pitt	31	42	9																																																																																																																																																																																																																																																																																																																																																																																																																								
Score by periods				Points WVU UP		In Paint 28 28			Off T/O 15 14	2nd Chance 11 8	Fast Break 10 7	Bench 12 7																																																																																																																																																																																																																																																																																																																																																																																																															
1st	2nd	Total																																																																																																																																																																																																																																																																																																																																																																																																																									
West Virginia	45	24	69																																																																																																																																																																																																																																																																																																																																																																																																																								
Pitt	27	33	60																																																																																																																																																																																																																																																																																																																																																																																																																								
Last FG - MOUNT OT-00:10, UP OT-03:45.															Last FG - WVU 2nd-01:39, UP 2nd-05:31.																																																																																																																																																																																																																																																																																																																																																																																																												
Largest lead - MOUNT by 1 1st-14:27, UP by 15 2nd-09:46.															Largest lead - WVU by 20 1st-05:47, UP None.																																																																																																																																																																																																																																																																																																																																																																																																												
MOUNT led for 01:38. UP led for 38:15. Game was tied for 05:07.															WVU led for 39:40. UP led for 00:00. Game was tied for 00:20.																																																																																																																																																																																																																																																																																																																																																																																																												
Score tied - 4 times.															Score tied - 0 times.																																																																																																																																																																																																																																																																																																																																																																																																												
Lead changed - 4 times.															Lead changed - 0 times.																																																																																																																																																																																																																																																																																																																																																																																																												

2017-18 BOX SCORES

Official Basketball Box Score -- Game Totals -- Final Statistics															Official Basketball Box Score -- Game Totals -- Final Statistics																																																																																																																																																																																																																																																																																																																																																																																																																												
Towson vs Pitt															Miami 67 • (12-1, 1-0 ACC)																																																																																																																																																																																																																																																																																																																																																																																																																												
12/22/17 7:00 PM at Petersen Events Center (Pittsburgh, Pa.)															12/30/17 4:00 PM at Petersen Events Center (Pittsburgh, Pa.)																																																																																																																																																																																																																																																																																																																																																																																																																												
Towson 59 • (10-3)															Pitt 53 • (8-6, 0-1 ACC)																																																																																																																																																																																																																																																																																																																																																																																																																												
<table><tr><th>#</th><th>Player</th><th>FG-FGA</th><th>3-Ptr FG-FGA</th><th>FT-FTA</th><th>Off</th><th>Def</th><th>Tot</th><th>PF</th><th>TP</th><th>A</th><th>TO</th><th>Blk</th><th>Stl</th><th>Min</th></tr><tr><td>33</td><td>Eddie Keith II</td><td>r</td><td>3-9</td><td>0-1</td><td>1-2</td><td>3</td><td>2</td><td>5</td><td>5</td><td>7</td><td>0</td><td>1</td><td>0</td><td>0</td><td>19</td></tr><tr><td>44</td><td>Alex Thomas</td><td>r</td><td>1-3</td><td>0-0</td><td>2-2</td><td>3</td><td>2</td><td>5</td><td>3</td><td>4</td><td>0</td><td>0</td><td>1</td><td>0</td><td>18</td></tr><tr><td>00</td><td>Zane Martin</td><td>g</td><td>7-16</td><td>1-4</td><td>5-9</td><td>1</td><td>0</td><td>1</td><td>0</td><td>20</td><td>1</td><td>2</td><td>0</td><td>1</td><td>28</td></tr><tr><td>22</td><td>Brian Starr</td><td>g</td><td>1-6</td><td>0-2</td><td>1-2</td><td>1</td><td>5</td><td>6</td><td>2</td><td>3</td><td>1</td><td>3</td><td>0</td><td>1</td><td>31</td></tr><tr><td>23</td><td>Mike Morsell</td><td>g</td><td>4-11</td><td>0-5</td><td>3-3</td><td>0</td><td>2</td><td>2</td><td>0</td><td>11</td><td>0</td><td>1</td><td>1</td><td>2</td><td>28</td></tr><tr><td>01</td><td>Travis Ingram</td><td>g</td><td>0-0</td><td>0-0</td><td>0-0</td><td>0</td><td>1</td><td>1</td><td>0</td><td>0</td><td>0</td><td>0</td><td>0</td><td>0</td><td>3</td></tr><tr><td>02</td><td>Jordan McNeil</td><td>g</td><td>1-4</td><td>0-1</td><td>0-0</td><td>0</td><td>0</td><td>0</td><td>2</td><td>2</td><td>0</td><td>2</td><td>0</td><td>1</td><td>13</td></tr><tr><td>03</td><td>Deshawn Morman</td><td>g</td><td>1-5</td><td>0-1</td><td>0-0</td><td>0</td><td>2</td><td>2</td><td>3</td><td>2</td><td>1</td><td>1</td><td>0</td><td>2</td><td>19</td></tr><tr><td>04</td><td>Justin Gorham</td><td>g</td><td>3-7</td><td>0-1</td><td>2-4</td><td>3</td><td>5</td><td>8</td><td>1</td><td>8</td><td>1</td><td>0</td><td>0</td><td>1</td><td>24</td></tr><tr><td>11</td><td>Dennis Tunstall</td><td>g</td><td>1-1</td><td>0-0</td><td>0-0</td><td>2</td><td>2</td><td>4</td><td>4</td><td>2</td><td>0</td><td>1</td><td>4</td><td>1</td><td>17</td></tr><tr><td colspan="2">Team</td><td></td><td></td><td></td><td></td><td>0</td><td>0</td><td>0</td><td></td><td></td><td></td><td></td><td></td><td></td><td></td></tr><tr><td colspan="2">Totals</td><td></td><td>22-62</td><td>1-15</td><td>14-22</td><td>13</td><td>21</td><td>34</td><td>20</td><td>59</td><td>4</td><td>11</td><td>6</td><td>9</td><td>200</td></tr></table> <div>FG % 1st Half: 11-29 37.9% 2nd half: 11-33 33.3% Game: 22-62 35.5% Deadball Rebounds 2,1</div> <div>3FG % 1st Half: 0-6 0.0% 2nd half: 1-9 11.1% Game: 1-15 6.7%</div> <div>FT % 1st Half: 5-9 55.6% 2nd half: 9-13 69.2% Game: 14-22 63.6%</div>															#	Player	FG-FGA	3-Ptr FG-FGA	FT-FTA	Off	Def	Tot	PF	TP	A	TO	Blk	Stl	Min	33	Eddie Keith II	r	3-9	0-1	1-2	3	2	5	5	7	0	1	0	0	19	44	Alex Thomas	r	1-3	0-0	2-2	3	2	5	3	4	0	0	1	0	18	00	Zane Martin	g	7-16	1-4	5-9	1	0	1	0	20	1	2	0	1	28	22	Brian Starr	g	1-6	0-2	1-2	1	5	6	2	3	1	3	0	1	31	23	Mike Morsell	g	4-11	0-5	3-3	0	2	2	0	11	0	1	1	2	28	01	Travis Ingram	g	0-0	0-0	0-0	0	1	1	0	0	0	0	0	0	3	02	Jordan McNeil	g	1-4	0-1	0-0	0	0	0	2	2	0	2	0	1	13	03	Deshawn Morman	g	1-5	0-1	0-0	0	2	2	3	2	1	1	0	2	19	04	Justin Gorham	g	3-7	0-1	2-4	3	5	8	1	8	1	0	0	1	24	11	Dennis Tunstall	g	1-1	0-0	0-0	2	2	4	4	2	0	1	4	1	17	Team						0	0	0								Totals			22-62	1-15	14-22	13	21	34	20	59	4	11	6	9	200	<table><tr><th>#</th><th>Player</th><th>FG-FGA</th><th>3-Ptr FG-FGA</th><th>FT-FTA</th><th>Off</th><th>Def</th><th>Tot</th><th>PF</th><th>TP</th><th>A</th><th>TO</th><th>Blk</th><th>Stl</th><th>Min</th></tr><tr><td>00</td><td>Jared Wilson-Frame</td><td>r</td><td>3-16</td><td>2-11</td><td>2-5</td><td>2</td><td>7</td><td>9</td><td>2</td><td>10</td><td>1</td><td>4</td><td>0</td><td>1</td><td>27</td></tr><tr><td>42</td><td>Peace Ilegomah</td><td>c</td><td>1-1</td><td>0-0</td><td>0-0</td><td>0</td><td>0</td><td>0</td><td>3</td><td>2</td><td>0</td><td>1</td><td>3</td><td>0</td><td>12</td></tr><tr><td>01</td><td>Parker Stewart</td><td>g</td><td>4-12</td><td>2-9</td><td>3-4</td><td>1</td><td>3</td><td>4</td><td>4</td><td>13</td><td>1</td><td>0</td><td>1</td><td>1</td><td>32</td></tr><tr><td>05</td><td>Marcus Carr</td><td>g</td><td>2-3</td><td>1-2</td><td>2-2</td><td>1</td><td>7</td><td>8</td><td>3</td><td>7</td><td>6</td><td>7</td><td>0</td><td>1</td><td>34</td></tr><tr><td>13</td><td>Khameron Davis</td><td>g</td><td>2-6</td><td>1-3</td><td>2-3</td><td>0</td><td>3</td><td>3</td><td>2</td><td>7</td><td>2</td><td>1</td><td>1</td><td>2</td><td>28</td></tr><tr><td>02</td><td>Jonathan Milligan</td><td>g</td><td>2-4</td><td>0-1</td><td>1-2</td><td>0</td><td>2</td><td>2</td><td>0</td><td>5</td><td>3</td><td>2</td><td>0</td><td>2</td><td>22</td></tr><tr><td>15</td><td>Kene Chukwuka</td><td>g</td><td>0-1</td><td>0-0</td><td>0-0</td><td>2</td><td>0</td><td>2</td><td>0</td><td>0</td><td>1</td><td>0</td><td>0</td><td>0</td><td>5</td></tr><tr><td>21</td><td>Terrell Brown</td><td>g</td><td>5-7</td><td>0-0</td><td>2-5</td><td>4</td><td>3</td><td>7</td><td>3</td><td>12</td><td>1</td><td>0</td><td>1</td><td>0</td><td>24</td></tr><tr><td>23</td><td>Shamiel Stevenson</td><td>g</td><td>3-6</td><td>1-2</td><td>0-0</td><td>1</td><td>3</td><td>4</td><td>1</td><td>7</td><td>0</td><td>3</td><td>0</td><td>0</td><td>16</td></tr><tr><td colspan="2">Team</td><td></td><td></td><td></td><td></td><td>4</td><td>5</td><td>9</td><td></td><td></td><td></td><td></td><td></td><td></td><td></td></tr><tr><td colspan="2">Totals</td><td></td><td>22-56</td><td>7-28</td><td>12-21</td><td>15</td><td>33</td><td>48</td><td>18</td><td>63</td><td>14</td><td>21</td><td>6</td><td>7</td><td>200</td></tr></table> <div>FG % 1st Half: 10-31 32.3% 2nd half: 12-25 48.0% Game: 22-56 39.3% Deadball Rebounds 6</div> <div>3FG % 1st Half: 1-16 6.3% 2nd half: 6-12 50.0% Game: 7-28 25.0%</div> <div>FT % 1st Half: 3-5 60.0% 2nd half: 9-16 56.3% Game: 12-21 57.1%</div>															#	Player	FG-FGA	3-Ptr FG-FGA	FT-FTA	Off	Def	Tot	PF	TP	A	TO	Blk	Stl	Min	00	Jared Wilson-Frame	r	3-16	2-11	2-5	2	7	9	2	10	1	4	0	1	27	42	Peace Ilegomah	c	1-1	0-0	0-0	0	0	0	3	2	0	1	3	0	12	01	Parker Stewart	g	4-12	2-9	3-4	1	3	4	4	13	1	0	1	1	32	05	Marcus Carr	g	2-3	1-2	2-2	1	7	8	3	7	6	7	0	1	34	13	Khameron Davis	g	2-6	1-3	2-3	0	3	3	2	7	2	1	1	2	28	02	Jonathan Milligan	g	2-4	0-1	1-2	0	2	2	0	5	3	2	0	2	22	15	Kene Chukwuka	g	0-1	0-0	0-0	2	0	2	0	0	1	0	0	0	5	21	Terrell Brown	g	5-7	0-0	2-5	4	3	7	3	12	1	0	1	0	24	23	Shamiel Stevenson	g	3-6	1-2	0-0	1	3	4	1	7	0	3	0	0	16	Team						4	5	9								Totals			22-56	7-28	12-21	15	33	48	18	63	14	21	6	7	200
#	Player	FG-FGA	3-Ptr FG-FGA	FT-FTA	Off	Def	Tot	PF	TP	A	TO	Blk	Stl	Min																																																																																																																																																																																																																																																																																																																																																																																																																													
33	Eddie Keith II	r	3-9	0-1	1-2	3	2	5	5	7	0	1	0	0	19																																																																																																																																																																																																																																																																																																																																																																																																																												
44	Alex Thomas	r	1-3	0-0	2-2	3	2	5	3	4	0	0	1	0	18																																																																																																																																																																																																																																																																																																																																																																																																																												
00	Zane Martin	g	7-16	1-4	5-9	1	0	1	0	20	1	2	0	1	28																																																																																																																																																																																																																																																																																																																																																																																																																												
22	Brian Starr	g	1-6	0-2	1-2	1	5	6	2	3	1	3	0	1	31																																																																																																																																																																																																																																																																																																																																																																																																																												
23	Mike Morsell	g	4-11	0-5	3-3	0	2	2	0	11	0	1	1	2	28																																																																																																																																																																																																																																																																																																																																																																																																																												
01	Travis Ingram	g	0-0	0-0	0-0	0	1	1	0	0	0	0	0	0	3																																																																																																																																																																																																																																																																																																																																																																																																																												
02	Jordan McNeil	g	1-4	0-1	0-0	0	0	0	2	2	0	2	0	1	13																																																																																																																																																																																																																																																																																																																																																																																																																												
03	Deshawn Morman	g	1-5	0-1	0-0	0	2	2	3	2	1	1	0	2	19																																																																																																																																																																																																																																																																																																																																																																																																																												
04	Justin Gorham	g	3-7	0-1	2-4	3	5	8	1	8	1	0	0	1	24																																																																																																																																																																																																																																																																																																																																																																																																																												
11	Dennis Tunstall	g	1-1	0-0	0-0	2	2	4	4	2	0	1	4	1	17																																																																																																																																																																																																																																																																																																																																																																																																																												
Team						0	0	0																																																																																																																																																																																																																																																																																																																																																																																																																																			
Totals			22-62	1-15	14-22	13	21	34	20	59	4	11	6	9	200																																																																																																																																																																																																																																																																																																																																																																																																																												
#	Player	FG-FGA	3-Ptr FG-FGA	FT-FTA	Off	Def	Tot	PF	TP	A	TO	Blk	Stl	Min																																																																																																																																																																																																																																																																																																																																																																																																																													
00	Jared Wilson-Frame	r	3-16	2-11	2-5	2	7	9	2	10	1	4	0	1	27																																																																																																																																																																																																																																																																																																																																																																																																																												
42	Peace Ilegomah	c	1-1	0-0	0-0	0	0	0	3	2	0	1	3	0	12																																																																																																																																																																																																																																																																																																																																																																																																																												
01	Parker Stewart	g	4-12	2-9	3-4	1	3	4	4	13	1	0	1	1	32																																																																																																																																																																																																																																																																																																																																																																																																																												
05	Marcus Carr	g	2-3	1-2	2-2	1	7	8	3	7	6	7	0	1	34																																																																																																																																																																																																																																																																																																																																																																																																																												
13	Khameron Davis	g	2-6	1-3	2-3	0	3	3	2	7	2	1	1	2	28																																																																																																																																																																																																																																																																																																																																																																																																																												
02	Jonathan Milligan	g	2-4	0-1	1-2	0	2	2	0	5	3	2	0	2	22																																																																																																																																																																																																																																																																																																																																																																																																																												
15	Kene Chukwuka	g	0-1	0-0	0-0	2	0	2	0	0	1	0	0	0	5																																																																																																																																																																																																																																																																																																																																																																																																																												
21	Terrell Brown	g	5-7	0-0	2-5	4	3	7	3	12	1	0	1	0	24																																																																																																																																																																																																																																																																																																																																																																																																																												
23	Shamiel Stevenson	g	3-6	1-2	0-0	1	3	4	1	7	0	3	0	0	16																																																																																																																																																																																																																																																																																																																																																																																																																												
Team						4	5	9																																																																																																																																																																																																																																																																																																																																																																																																																																			
Totals			22-56	7-28	12-21	15	33	48	18	63	14	21	6	7	200																																																																																																																																																																																																																																																																																																																																																																																																																												

Officials: Tim Comer (R), Brian O'Connell, Clarence Armstrong

Technical fouls: Towson-None. Pitt-Jared Wilson-Frame.

Attendance: 3126

Score by periods	1st	2nd	Total
Towson	27	32	59
Pitt	24	39	63

Last FG - TOWSON 2nd-02:49, UP 2nd-00:52.

Largest lead - TOWSON by 9 1st-12:41, UP by 4 2nd-16:29.

TOWSON led for 27:51. UP led for 06:29. Game was tied for 05:40.

Points In Off 2nd Fast
TOWSO Paint T/O Chance Break Bench
UP 36 21 13 13 14
28 14 11 6 24

Score tied - 6 times.
Lead changed - 4 times.

 Official Basketball Box Score -- Game Totals -- Final Statistics **Pitt vs LOUISVILLE** 1/2/18 9:05PM at KFC Yum! Center, Louisville, KY **Pitt 51 • 8-7,0-2** | # | Player | FG-FGA | 3-Ptr FG-FGA | FT-FTA | Off | Def | Tot | PF | TP | A | TO | Blk | Stl | Min | | |--------|--------------------|--------|--------------|--------|-------|-----|-----|----|----|----|----|-----|-----|-----|-----| | 21 | Terrell Brown | r | 0-1 | 0-0 | 0-0 | 1 | 1 | 2 | 4 | 0 | 0 | 1 | 1 | 0 | 18 | | 23 | Shamiel Stevenson | r | 4-6 | 0-0 | 2-3 | 1 | 5 | 6 | 0 | 10 | 1 | 3 | 0 | 3 | 31 | | 01 | Parker Stewart | g | 3-8 | 3-6 | 3-4 | 1 | 5 | 6 | 3 | 12 | 2 | 0 | 0 | 0 | 29 | | 05 | Marcus Carr | g | 4-12 | 1-4 | 2-2 | 0 | 1 | 1 | 3 | 11 | 2 | 3 | 0 | 1 | 27 | | 13 | Khameron Davis | g | 2-4 | 2-3 | 0-0 | 0 | 4 | 4 | 2 | 6 | 0 | 2 | 0 | 1 | 20 | | 00 | Jared Wilson-Frame | g | 2-13 | 0-9 | 2-2 | 0 | 3 | 3 | 1 | 6 | 0 | 2 | 0 | 0 | 24 | | 02 | Jonathan Milligan | g | 2-4 | 0-2 | 0-1 | 0 | 1 | 1 | 1 | 4 | 2 | 2 | 0 | 0 | 18 | | 15 | Kene Chukwuka | g | 0-1 | 0-1 | 0-0 | 0 | 2 | 2 | 5 | 0 | 1 | 0 | 1 | 0 | 17 | | 23 | Monty Boykins | g | 0-0 | 0-0 | 2-6 | 0 | 1 | 1 | 0 | 2 | 0 | 0 | 0 | 1 | 14 | | 42 | Peace Ilegomah | g | 0-0 | 0-0 | 0-0 | 0 | 0 | 0 | 3 | 0 | 0 | 0 | 0 | 0 | 2 | | Team | | | | | | 1 | 2 | 3 | | | | | | | | | Totals | | | 17-49 | 6-25 | 11-18 | 4 | 25 | 29 | 22 | 51 | 8 | 15 | 2 | 6 | 200 | FG % 1st Half: 9-23 39.1% 2nd half: 8-26 30.8% Game: 17-49 34.7% Deadball Rebounds 2 3FG % 1st Half: 3-14 21.4% 2nd half: 3-11 27.3% Game: 6-25 24.0% FT % 1st Half: 2-3 66.7% 2nd half: 9-15 60.0% Game: 11-18 61.1% | Official Basketball Box Score -- Game Totals -- Final Statistics **Pitt vs Virginia Tech** 01/06/18 12:00 PM at Cassell Coliseum, Blacksburg, Va. **Pitt 67 • 8-8, 0-3** | # | Player | FG-FGA | 3-Ptr FG-FGA | FT-FTA | Off | Def | Tot | PF | TP | A | TO | Blk | Stl | Min | | |--------|--------------------|--------|--------------|--------|-------|-----|-----|----|----|----|----|-----|-----|-----|-----| | 01 | Parker Stewart | * | 4-5 | 4-5 | 0-0 | 1 | 2 | 3 | 3 | 12 | 4 | 1 | 0 | 0 | 32 | | 05 | Marcus Carr | * | 5-12 | 3-6 | 1-2 | 0 | 5 | 5 | 2 | 14 | 4 | 6 | 0 | 0 | 33 | | 13 | Khameron Davis | * | 2-4 | 1-2 | 3-3 | 0 | 1 | 1 | 0 | 8 | 1 | 2 | 0 | 1 | 29 | | 21 | Terrell Brown | * | 2-2 | 0-0 | 1-2 | 2 | 1 | 3 | 2 | 5 | 0 | 1 | 0 | 0 | 14 | | 23 | Shamiel Stevenson | * | 2-4 | 0-0 | 1-2 | 0 | 9 | 9 | 3 | 5 | 0 | 2 | 0 | 1 | 26 | | 00 | Jared Wilson-Frame | | 6-16 | 4-11 | 4-4 | 0 | 4 | 4 | 3 | 20 | 0 | 2 | 0 | 1 | 32 | | 02 | Jonathan Milligan | | 1-5 | 0-2 | 0-0 | 0 | 0 | 0 | 0 | 2 | 0 | 1 | 0 | 0 | 8 | | 15 | Kene Chukwuka | | 0-0 | 0-0 | 1-2 | 1 | 2 | 3 | 1 | 3 | 0 | 0 | 0 | 0 | 16 | | 42 | Peace Ilegomah | | 0-0 | 0-0 | 0-0 | 0 | 1 | 1 | 2 | 4 | 0 | 1 | 1 | 0 | 10 | | Team | | | | | | 0 | 1 | 1 | | | | | | | | | Totals | | | 22-48 | 12-26 | 11-15 | 5 | 26 | 31 | 20 | 67 | 13 | 17 | 0 | 3 | 200 | FG % 1st Half: 10-18 55.6% 2nd half: 12-30 40.0% Game: 22-48 45.8% Deadball Rebounds 3,1 3FG % 1st Half: 6-12 50.0% 2nd half: 6-14 42.9% Game: 12-26 46.2% FT % 1st Half: 8-11 72.7% 2nd half: 3-4 75.0% Game: 11-15 73.3% | Virginia Tech 81 • 12-4, 1-2 | # | Player | FG-FGA | 3-Ptr FG-FGA | FT-FTA | Off | Def | Tot | PF | TP | A | TO | Blk | Stl | Min | | |--------|----------------------|--------|--------------|--------|-------|-----|-----|----|----|----|----|-----|-----|-----|-----| | 04 | N. Alexander-Walker | * | 6-14 | 1-8 | 3-3 | 1 | 4 | 5 | 1 | 16 | 1 | 2 | 1 | 0 | 30 | | 05 | Justin Robinson | * | 5-8 | 0-2 | 1-2 | 0 | 2 | 2 | 2 | 11 | 10 | 2 | 0 | 2 | 35 | | 10 | Justin Bibbs | * | 1-8 | 0-5 | 4-4 | 0 | 1 | 1 | 0 | 6 | 0 | 0 | 0 | 0 | 30 | | 13 | Ahmed Hill | * | 6-10 | 1-4 | 2-3 | 0 | 4 | 4 | 2 | 15 | 1 | 0 | 0 | 0 | 30 | | 24 | Kerry Blackshear Jr. | * | 12-16 | 2-3 | 5-7 | 2 | 2 | 4 | 3 | 31 | 1 | 0 | 1 | 1 | 37 | | 01 | Tyrie Jackson | | 0-0 | 0-0 | 0-0 | 0 | 1 | 1 | 0 | 0 | 0 | 0 | 0 | 0 | 3 | | 11 | Devin Wilson | | 0-0 | 0-0 | 0-0 | 0 | 0 | 0 | 2 | 2 | 1 | 0 | 0 | 2 | 10 | | 15 | Chris Clarke | | 0-1 | 0-1 | 2-4 | 1 | 6 | 7 | 2 | 2 | 5 | 1 | 0 | 2 | 25 | | Team | | | | | | 0 | 2 | 2 | | | | | | | | | Totals | | | 30-57 | 4-23 | 17-23 | 4 | 22 | 26 | 13 | 81 | 20 | 6 | 2 | 7 | 200 | FG % 1st Half: 14-28 50.0% 2nd half: 16-29 55.2% Game: 30-57 52.6% Deadball Rebounds 2 3FG % 1st Half: 3-12 25.0% 2nd half: 1-11 9.1% Game: 4-23 17.4% FT % 1st Half: 8-10 80.0% 2nd half: 9-13 69.2% Game: 17-23 73.9% | Officials: Ron Groover, Jerry Heater, Earl Walton Technical fouls: Pitt-None. Virginia Tech-None. Attendance: 5478 | Score by periods | 1st | 2nd | Total | |------------------|-----|-----|-------| | Pitt | 34 | 33 | 67 | | Virginia Tech | 39 | 42 | 81 | Last FG - UP 2nd-00:45, VT 2nd-00:43. Largest lead - UP by 5 1st-17:42, VT by 15 2nd-00:58. UP led for 07:16. VT led for 28:35. Game was tied for 04:09. Points In Off 2nd Fast VT Paint T/O Chance Break Bench UP 18 7 9 4 16 50 22 2 2 2 Score tied - 9 times. Lead changed - 5 times. |

2017-18 BOX SCORES

Official Basketball Box Score -- Game Totals -- Final Statistics
Duke vs Pitt
1/10/18 7:00 PM at Petersen Events Center (Pittsburgh, Pa)

Duke 87 • (14-2, 2-2 ACC)

#	Player	Total		3-Ptr		Rebounds			PF	TP	A	TO	Blk	Stl	Min
		FG-FGA	FG-FGA	FT-FTA	FT-FTA	Off	Def	Tot							
34	Wendell Carter Jr.	f	4-6	0-1	2-2	3	4	7	4	10	3	0	1	1	16
35	Marvin Bagley III	f	7-16	0-1	2-8	9	6	15	1	16	1	4	0	1	29
01	Trevon Duval	g	5-8	3-5	1-3	1	0	1	4	14	3	1	0	3	26
02	Gary Trent Jr.	g	6-10	2-5	0-0	0	4	4	2	14	5	1	0	2	30
03	Grayson Allen	g	4-12	2-9	1-2	0	4	4	3	11	4	0	0	1	29
14	Jordan Goldwire		1-1	0-0	0-0	0	1	1	2	2	0	0	0	1	16
15	Alex O'Connell		3-3	2-2	0-1	1	1	2	0	8	0	0	0	0	16
30	Antonio Vrankovic		1-2	0-0	0-0	0	0	0	2	2	1	0	0	0	7
41	Jack White		0-1	0-1	0-0	1	1	2	0	0	2	0	1	2	13
50	Justin Robinson		3-5	3-5	1-2	0	2	2	0	10	0	0	3	0	18
Team						1	0	1							
Totals			34-64	12-29	7-18	16	23	39	19	87	21	6	5	11	200
FG % 1st Half: 20-34 58.8% 2nd half: 14-30 46.7% Game: 34-64 53.1%															
3FG % 1st Half: 8-17 47.1% 2nd half: 4-12 33.3% Game: 12-29 41.4%															
FT % 1st Half: 2-6 33.3% 2nd half: 5-12 41.7% Game: 7-18 38.9%															

Pitt 52 • (8-9, 0-4 ACC)

#	Player	Total		3-Ptr		Rebounds			PF	TP	A	TO	Blk	Stl	Min
		FG-FGA	FG-FGA	FT-FTA	FT-FTA	Off	Def	Tot							
23	Shamiel Stevenson	f	2-5	0-0	4-6	2	2	4	3	8	0	4	0	0	28
42	Peace Ilegomah	c	0-0	0-0	1-2	0	0	0	2	1	0	0	0	0	6
01	Parker Stewart	g	3-11	1-5	3-3	1	3	4	0	10	1	0	0	0	31
05	Marcus Carr	g	1-8	0-3	1-2	1	3	4	1	3	3	4	0	3	33
13	Khameron Davis	g	0-2	0-1	0-0	0	2	2	0	0	2	0	0	0	15
00	Jared Wilson-Frame		7-17	1-9	2-2	1	1	2	2	17	2	3	0	0	30
02	Jonathan Milligan		0-1	0-0	0-2	0	0	0	1	0	1	0	0	0	10
15	Kene Chukwuka		3-3	2-2	0-1	4	0	4	4	8	1	1	1	0	23
21	Terrell Brown		0-2	0-1	3-4	3	1	4	1	3	0	1	4	0	15
24	Samson George		1-1	0-0	0-0	1	2	3	0	2	0	0	0	0	8
35	Zach Smith		0-1	0-1	0-0	0	0	0	0	0	0	0	0	0	1
Team						2	3	5							
Totals			17-51	4-22	14-22	15	17	32	14	52	8	15	5	3	200
FG % 1st Half: 9-24 37.5% 2nd half: 8-27 29.6% Game: 17-51 33.3%															
3FG % 1st Half: 1-9 11.1% 2nd half: 3-13 23.1% Game: 4-22 18.2%															
FT % 1st Half: 5-8 62.5% 2nd half: 9-14 64.3% Game: 14-22 63.6%															

Officials: Roger Ayers (R), James Luckie, John Gaffney
Technical fouls: Duke-Marvin Bagley III; TEAM. Pitt-Kene Chukwuka.
Attendance: 9180

Score by periods	1st	2nd	Total
Duke	50	37	87
Pitt	24	28	52

Last FG - DU 2nd-01:26, UP 2nd-01:55.
Largest lead - DU by 35 2nd-02:17, UP None.
DU led for 39:30. UP led for 00:00. Game was tied for 00:30.

Points	In	Off	2nd	Fast	Bench
DU	40	30	22	6	22
UP	26	10	7	6	30

Score tied - 0 times.
Lead changed - 0 times.

Official Basketball Box Score -- Game Totals -- Final Statistics
Pitt vs Syracuse
1/16/18 9:05 p.m. at Carrier Dome, Syracuse, N.Y.

Pitt 45 • (8-11) ((0-6)

#	Player	Total		3-Ptr		Rebounds			PF	TP	A	TO	Blk	Stl	Min
		FG-FGA	FG-FGA	FT-FTA	FT-FTA	Off	Def	Tot							
15	Kene Chukwuka	f	2-2	1-1	2-4	1	3	4	3	7	1	2	0	0	30
21	Terrell Brown	c	2-9	0-0	2-2	2	4	6	4	6	1	1	2	2	32
01	Parker Stewart	g	8-14	7-13	0-0	0	3	3	1	23	1	3	0	1	38
05	Marcus Carr	g	0-6	0-4	2-2	0	1	1	4	2	4	3	0	1	19
13	Khameron Davis	g	0-1	0-0	0-0	0	6	6	2	0	1	1	0	1	32
00	Jared Wilson-Frame		1-6	0-5	3-3	0	2	2	2	5	2	1	0	0	25
02	Jonathan Milligan		0-0	0-0	0-0	0	0	0	0	0	0	1	0	0	3
23	Shamiel Stevenson		0-1	0-0	0-0	0	2	2	0	0	0	3	0	0	14
24	Samson George		1-1	0-0	0-0	0	1	1	0	2	0	0	0	0	4
33	Monty Boykins		0-0	0-0	0-0	0	1	1	0	0	0	1	0	0	3
Team						1	1	2							
Totals			14-40	8-23	9-11	4	24	28	16	45	10	18	2	5	200
FG % 1st Half: 7-21 33.3% 2nd half: 7-19 36.8% Game: 14-40 35.0%															
3FG % 1st Half: 5-13 38.5% 2nd half: 3-10 30.0% Game: 8-23 34.8%															
FT % 1st Half: 3-4 75.0% 2nd half: 6-7 85.7% Game: 9-11 81.8%															

Syracuse 59 • (13-6) (2-4)

#	Player	Total		3-Ptr		Rebounds			PF	TP	A	TO	Blk	Stl	Min
		FG-FGA	FG-FGA	FT-FTA	FT-FTA	Off	Def	Tot							
02	Matthew Moyer	f	3-6	0-1	0-1	0	0	0	2	6	1	2	0	0	18
11	Oshae Brissett	f	4-8	2-3	0-0	0	5	5	0	10	0	1	0	1	40-
13	Paschal Chukwu	c	3-5	0-0	2-2	3	5	8	3	8	0	2	2	1	31
23	Frank Howard	g	5-14	2-7	6-7	2	5	7	4	18	4	1	1	5	40
25	Tyus Battle	g	7-16	1-6	0-0	0	1	1	1	15	3	0	0	1	37
10	Howard Washington		0-1	0-1	0-0	0	1	1	0	0	1	1	0	2	6
21	Marek Dolezal		0-1	0-0	2-2	1	3	4	2	2	2	2	0	0	19
35	Bourama Sidibe		0-0	0-0	0-0	0	1	1	1	0	0	0	1	0	9
Team						1	2	3							
Totals			22-51	5-18	10-12	7	23	30	13	59	11	10	4	10	200
FG % 1st Half: 10-24 41.7% 2nd half: 12-27 44.4% Game: 22-51 43.1%															
3FG % 1st Half: 3-11 27.3% 2nd half: 2-7 28.6% Game: 5-18 27.8%															
FT % 1st Half: 4-5 80.0% 2nd half: 6-7 85.7% Game: 10-12 83.3%															

Officials: Bill Covington, Michael Roberts, Bert Smith
Technical fouls: Pitt-None. Syracuse-None.
Attendance: 21259

Score by periods	1st	2nd	Total
Pitt	22	23	45
Syracuse	27	32	59

Last FG - UP 2nd-00:05, SU 2nd-00:10.
Largest lead - UP by 3 1st-04:22, SU by 16 2nd-00:10.
UP led for 02:40. SU led for 33:54. Game was tied for 02:26.

Points	In	Off	2nd	Fast	Bench
UP	12	6	1	7	7
SU	28	16	9	4	2

Score tied - 2 times.
Lead changed - 2 times.

Official Basketball Box Score -- Game Totals -- Final Statistics
Georgia Tech vs Pitt
1/13/18 2:00 PM at Petersen Events Center (Pittsburgh, Pa)

Georgia Tech 69 • (10-7, 3-1 ACC)

#	Player	Total		3-Ptr		Rebounds			PF	TP	A	TO	Blk	Stl	Min
		FG	FGA	FG	FGA	FT	FTA	Off							
34	Abdoulaye Gueye	f	7-8	0-0	2-2	4	4	8	5	16	1	3	1	0	29
44	Ben Lammers	c	4-9	0-0	3-6	5	11	16	2	11	0	0	2	0	37
40	Brandon Alston	g	2-7	1-3	0-0	2	0	2	2	5	5	1	0	0	19
05	Josh Okogie	g	3-6	0-1	6-6	1	2	3	4	12	4	3	1	2	31
10	Jose Alvarado	g	3-7	2-6	2-3	0	3	3	2	10	1	0	0	1	35
01	Tadric Jackson		6-11	0-0	1-2	1	0	1	1	13	1	1	0	1	24
03	Evan Cole		1-2	0-1	0-0	1	0	1	0	2	0	0	0	0	1
11	Evan Jester		0-0	0-0	0-0	0	0	0	0	0	0	0	0	0	1
12	Moses Wright		0-1	0-0	0-0	0	0	0	0	0	0	0	0	0	3
13	Curtis Haywood II		0-4	0-4	0-0	0	4	4	2	0	3	1	0	0	17
24	Sylvester Ogbonda		0-0	0-0	0-0	0	0	0	0	0	0	0	0	0	1
32	Avi Schafer		0-0	0-0	0-0	0	0	0	1	0	0	0	0	0	1
55	Malachi Rice		0-0	0-0	0-0	0	0	0	0	0	0	0	0	0	1
Team						1	0	1			3				
Totals			26-55	3-15	14-19	15-24	39	19	69	15	12	4	4	200	
FG % 1st Half: 16-29		55.2%	2nd half: 10-26	38.5%	Game: 26-55		47.3%							Deadball	
3FG % 1st Half: 2-8		25.0%	2nd half: 1-7	14.3%	Game: 3-15		20.0%							Rebounds	
FT % 1st Half: 6-7		85.7%	2nd half: 8-12	66.7%	Game: 14-19		73.7%							5	

2017-18 BOX SCORES

Official Basketball Box Score -- Game Totals -- Final Statistics
NC State vs Pitt
1/24/18 9:00 PM at Petersen Events Center (Pittsburgh, Pa.)

NC State 72 • (14-7, 4-4 ACC)

#	Player		Total		3-Ptr		Rebounds			PF	TP	A TO Blk Stl				Min
			FG-FGA	FG-FGA	FT-FTA	Off	Def	Tot								
00	Abdul-Malik Abu	f	2-4	0-0	2-2	2	1	3	2	6	0	0	0	0	11	
14	Omer Yurtseven	c	6-7	0-0	4-4	1	3	4	3	16	1	2	2	1	27	
02	Torin Dorn	g	5-13	0-1	2-2	4	5	9	2	12	1	1	2	0	27	
10	Braxton Beverly	g	3-15	3-14	0-0	1	3	4	3	9	2	1	0	0	34	
11	Markell Johnson	g	2-4	1-1	0-0	2	5	7	2	5	12	2	0	3	31	
01	Lennard Freeman		0-1	0-0	2-2	1	1	2	0	2	0	1	2	1	12	
03	Lavar Batts Jr		0-2	0-1	0-0	1	1	2	1	0	2	3	0	1	11	
12	Allerik Freeman		3-13	2-6	5-5	1	4	5	0	13	1	0	0	0	26	
15	Sam Hunt		3-12	3-12	0-0	0	2	2	1	9	2	0	0	2	21	
Team						4	0	4					2			
Totals			24-71	9-35	15-15	17	25	42	14	72	21	12	6	8	200	
FG % 1st Half: 11-43 25.6%			2nd half: 13-28 46.4%		Game: 24-71 33.8%										Deadball	
3FG % 1st Half: 4-19 21.1%			2nd half: 5-16 31.3%		Game: 9-35 25.7%										Rebounds	
FT % 1st Half: 7-7 100.0			2nd half: 8-8 100.0		Game: 15-15 100.0										2	

Pitt 68 • (8-13, 0-8 ACC)

#	Player	Total		3-Ptr	Rebounds			PF	TP	A TO Blk Stl				Min		
		FG-FGA	FG-FGA	FT-FTA	Off	Def	Tot									
00	Jared Wilson-Frame	f	7-14	3-9	5-5	0	4	4	0	22	4	2	0	0	34	
15	Kene Chukwuka	c	3-7	1-4	0-0	0	0	0	4	7	0	1	1	0	12	
01	Parker Stewart	g	0-6	0-4	2-2	0	1	1	2	2	0	1	1	2	27	
05	Marcus Carr	g	3-10	0-6	3-4	1	2	3	2	9	3	2	0	1	30	
13	Khameron Davis	g	3-5	3-4	0-0	1	5	6	1	9	2	2	3	0	34	
02	Jonathan Milligan		0-2	0-1	0-0	1	1	2	0	0	1	1	0	0	10	
21	Terrell Brown		2-5	0-0	0-0	0	5	5	3	4	0	1	2	0	16	
23	Shamiel Stevenson		4-5	1-1	2-2	2	4	6	1	11	2	3	0	0	26	
42	Peace Ilegomah		1-1	0-0	2-2	0	2	2	1	4	1	0	0	0	11	
Team						1	4	5				1				
Totals			23-55	8-29	14-15	6	28	34	14	68	13	14	7	3	200	
FG % 1st Half: 14-26 53.8%		2nd half: 9-29 31.0%	Game: 23-55 41.8%				Deadball									
3FG % 1st Half: 8-15 53.3%		2nd half: 0-14 0.0%	Game: 8-29 27.6%				Rebounds									
FT % 1st Half: 7-8 87.5%		2nd half: 7-7 100.0	Game: 14-15 93.3%				2									

Officials: Ted Valentine (R), Tony Greene, Kipp Kissingner
Technical fouls: NC State-None. Pitt-None.
Attendance: 2566

Score by periods	1st	2nd	Total
NC State	33	39	72
Pitt	43	25	68

Last FG - ST 2nd-00:17, UP 2nd-00:12.
Largest lead - ST by 11 1st-15:05, UP by 15 1st-02:18.
ST led for 11:40, UP led for 27:29. Game was tied for 00:51.

Official Basketball Box Score -- Game Totals -- Final Statistics
Syracuse vs Pitt
1/27/18 4:00 PM at Petersen Events Center (Pittsburgh, Pa.)

Syracuse 60 • (15-6, 4-4 ACC)

#	Player		Total		3-Ptr	Rebounds			PF	TP					Min	
			FG-FGA	FG-FGA	FT-FTA	Off	Def	Tot			A	TO	Blk	Stl		
11	Oshae Brissett	f	4-16	1-5	0-0	3	5	8	3	9	3	1	2	2	37	
21	Marek Dolezaj	f	2-6	0-0	3-5	3	2	5	3	7	3	2	2	0	29	
13	Paschal Chukwu	c	0-4	0-0	2-4	5	1	6	2	2	0	0	3	0	17	
23	Frank Howard	g	2-10	0-4	2-3	0	2	2	3	6	4	3	0	2	36	
25	Tyus Battle	g	5-10	2-6	2-2	0	5	5	1	14	2	2	1	1	39	
10	Howard Washington		0-0	0-0	4-4	0	3	3	0	4	2	1	0	1	11	
35	Bourama Sidibe		6-8	0-0	6-8	3	13	16	4	18	0	2	3	0	31	
Team						0	3	3								
Totals				19-54	3-15	19-26	14	34	48	16	60	14	11	11	6	200
FG % 1st Half: 6-27			22.2%	2nd half: 13-27	48.1%	Game: 19-54			35.2%							Deadball Rebounds 2
3FG % 1st Half: 1-10			10.0%	2nd half: 2-5	40.0%	Game: 3-15			20.0%							
FT % 1st Half: 9-12			75.0%	2nd half: 10-14	71.4%	Game: 19-26			73.1%							

Pitt 55 • (8-14, 0-9 ACC)

#	Player		Total		3-Ptr		Rebounds			PF	TP	A TO Blk Stl				Min
			FG-GA	FG-FGA	FT-FTA	Off	Def	Tot	PF			TP	A	TO	Blk	
00	Jared Wilson-Frame	f	7-23	3-13	1-2	6	7	13	2	18	1	2	0	3	35	
15	Kene Chukwuka	c	0-1	0-1	0-0	1	0	1	1	0	0	1	2	0	10	
01	Parker Stewart	g	2-9	2-8	0-0	0	5	5	4	6	1	0	0	0	37	
05	Marcus Carr	g	4-12	2-6	6-8	1	1	2	2	16	12	3	0	1	37	
13	Khameron Davis	g	3-9	1-4	0-0	1	5	6	3	7	0	0	1	2	33	
02	Jonathan Milligan		0-1	0-1	3-3	0	1	1	1	3	0	1	0	0	6	
21	Terrell Brown		1-7	0-0	0-1	3	3	6	3	2	0	1	6	0	30	
23	Shamiel Stevenson		1-3	1-1	0-0	0	1	1	1	3	0	1	0	0	8	
33	Monty Boykins		0-0	0-0	0-0	0	1	0	0	0	0	0	0	0	2	
42	Peace Ilegomah		0-0	0-0	0-0	0	0	0	1	0	0	0	0	0	2	
Team						4	2	6								
Totals				18-65	9-34	10-14	16	26	42	18	55	14	9	9	6	200
FG % 1st Half: 8-27 29.6%			2nd half: 10-38 26.3%	Game: 18-65 27.7%		Deadball										
3FG % 1st Half: 3-15 20.0%			2nd half: 6-19 31.6%	Game: 9-34 26.5%		Rebounds										
FT % 1st Half: 1-4 25.0%			2nd half: 9-10 90.0%	Game: 10-14 71.4%		1										

Officials: Ed Corbett (R), James Breeding, Sean Hull
Technical fouls: Syracuse-None. Pitt-None.
Attendance: 7033

Score by periods	1st	2nd	Total
Syracuse	22	38	60
Pitt	20	35	55

Last FG - SU 2nd-00:35, UP 2nd-00:05.
Largest lead - SU by 9 2nd-02:35, UP by 8 1st-13:39.
SU led for 23:25, UP led for 12:34. Game was tied for 04:01.

2017-18 Pitt Men's Basketball
Pitt Combined Team Statistics (as of Jan 27, 2018)
All games

RECORD:	OVERALL	HOME	AWAY	NEUTRAL
ALL GAMES	8-14	7-7	0-5	1-2
CONFERENCE	0-9	0-5	0-4	0-0
NON-CONFERENCE	8-5	7-2	0-1	1-2

##	Player	gp-gs	min	avg	Total		3-Point		F-Throw		Rebounds				pf	dq	a	to	blk	stl	pts	avg
					fg-fga	fg%	3fg-fga	3fg%	ft-fa	ft%	off	def	tot	avg								
00	Jared Wilson-Frame	22-17	622	28.3	95-260	.365	42-151	.278	49-60	.817	19	64	83	3.8	37	0	27	49	4	14	281	12.8
04	Ryan Luther	10-10	325	32.5	48-105	.457	12-31	.387	19-29	.655	36	65	101	10.1	28	1	28	19	7	16	127	12.7
05	Marcus Carr	22-19	640	29.1	73-179	.408	25-73	.342	57-66	.864	7	55	62	2.8	46	0	91	66	3	16	228	10.4
23	Shamiel Stevenson	22-11	527	24.0	67-130	.515	9-25	.360	51-78	.654	21	87	108	4.9	34	1	26	50	6	12	194	8.8
01	Parker Stewart	22-11	531	24.1	55-144	.382	42-115	.365	28-34	.824	4	55	59	2.7	34	0	20	14	3	10	180	8.2
02	Jonathan Milligan	22-8	377	17.1	39-86	.453	7-34	.206	32-43	.744	1	24	25	1.1	20	0	30	28	1	8	117	5.3
13	Khameron Davis	22-14	523	23.8	39-82	.476	21-42	.500	13-18	.722	6	57	63	2.9	35	1	21	25	12	13	112	5.1
21	Terrell Brown	21-10	306	14.6	24-63	.381	0-6	.000	16-28	.571	28	34	62	3.0	39	0	13	19	28	4	64	3.0
15	Kene Chukwuka	21-8	350	16.7	21-50	.420	8-32	.250	8-24	.333	16	40	56	2.7	54	1	19	23	12	7	58	2.8
33	Monty Boykins	14-0	87	6.2	5-21	.238	4-14	.286	8-15	.533	0	9	9	0.6	8	0	2	6	0	2	22	1.6
24	Samson George	9-0	44	4.9	5-8	.625	0-0	.000	1-3	.333	3	9	12	1.3	6	0	1	0	0	0	11	1.2
42	Peace Ilegomah	16-2	109	6.8	4-6	.667	0-0	.000	6-10	.600	5	12	17	1.1	36	1	3	10	7	1	14	0.9
22	Anthony Starzynski	2-0	2	1.0	0-0	.000	0-0	.000	0-0	.000	0	0	0	0.0	0	0	0	1	0	0	0	0.0
12	Joe Mascaro	2-0	2	1.0	0-0	.000	0-0	.000	0-0	.000	0	0	0	0.0	0	0	1	0	0	0	0	0.0
35	Zach Smith	4-0	5	1.3	0-1	.000	0-1	.000	0-0	.000	0	1	1	0.3	0	0	0	0	0	0	0	0.0
Team											33	40	73		3		14					
Total.....		22	4450		475-1135	.419	170-524	.324	288-408	.706	179	552	731	33.2	380	5	282	324	83	103	1408	64.0
Opponents.....		22	4450		565-1324	.427	157-490	.320	260-385	.675	275	534	809	36.8	384	6	315	248	96	164	1547	70.3

TEAM STATISTICS	UP	OPP	Date	Opponent	Score	Att.
SCORING	1408	1547	11/10/17	at Navy	L 62-71	3238
Points per game	64.0	70.3	11/13/17	MONTANA	Lot 78-83	3102
Scoring margin	-6.3	-	11/15/17	UC SANTA BARBARA	W 70-62	2685
FIELD GOALS-ATT	475-1135	565-1324	11/20/17	vs Penn State	L 54-85	5904
Field goal pct	.419	.427	11/21/17	vs Oklahoma State	L 67-73	5081
3 POINT FG-ATT	170-524	157-490	11/25/17	LEHIGH	W 80-68	3317
3-point FG pct	.324	.320	11/28/17	HIGH POINT	W 71-63	2399
3-pt FG made per game	7.7	7.1	12/01/17	vs Duquesne	W 76-64	10118
FREE THROWS-ATT	288-408	260-385	12/5/17	MOUNT ST. MARY'S	Wot 82-78	2333
Free throw pct	.706	.675	12/9/17	WEST VIRGINIA	L 60-69	7748
F-Throws made per game	13.1	11.8	12/16/17	MCNEESE	W 72-51	2830
REBOUNDS	731	809	12/19/17	DELAWARE STATE	W 74-68	2372
Rebounds per game	33.2	36.8	12/22/17	TOWSON	W 63-59	3126
Rebounding margin	-3.5	-	* 12/30/17	MIAMI	L 53-67	5307
ASSISTS	282	315	* 1/2/18	at LOUISVILLE	L 51-77	16461
Assists per game	12.8	14.3	* 01/06/18	at Virginia Tech	L 67-81	5478
TURNOVERS	324	248	* 1/10/18	DUKE	L 52-87	9180
Turnovers per game	14.7	11.3	* 1/13/18	GEORGIA TECH	L 54-69	3544
Turnover margin	-3.5	-	* 1/16/18	at Syracuse	L 45-59	21259
Assist/turnover ratio	0.9	1.3	* 01/20/18	at Duke	L 54-81	9314
STEALS	103	164	* 1/24/18	NC STATE	L 68-72	2566
Steals per game	4.7	7.5	* 1/27/18	SYRACUSE	L 55-60	7033
BLOCKS	83	96				
Blocks per game	3.8	4.4				
ATTENDANCE	57542	76853				
Home games-Avg/Game	14-4110	5-11150				
Neutral site-Avg/Game	-	3-7034				

* - ACC game

Score by Periods	1st	2nd	OT	Totals
Pitt	647	747	14	1408
Opponents	744	788	15	1547

2017-18 Pitt Men's Basketball
Pitt Combined Team Statistics (as of Jan 27, 2018)
ACC games only

RECORD:	OVERALL	HOME	AWAY	NEUTRAL
ALL GAMES	0-9	0-5	0-4	0-0
CONFERENCE	0-9	0-5	0-4	0-0
NON-CONFERENCE	0-0	0-0	0-0	0-0

##	Player	gp-gs	min	avg	Total	3-Point	F-Throw	Rebounds		pf	dq	a	to	blk	stl	pts	avg
					fg-fga	fg%	3fg-fga	3fg%	ft-fa	ft%	off	def	tot	avg			
00	Jared Wilson-Frame	9-4	250	27.8	39-114	.342	13-65	.200	23-24	.958	8	24	32	3.6	12	0	12
01	Parker Stewart	9-9	282	31.3	31-73	.425	23-55	.418	12-14	.857	3	26	29	3.2	19	0	9
05	Marcus Carr	9-9	265	29.4	25-84	.298	6-34	.176	19-24	.792	3	21	24	2.7	21	0	38
23	Shamiel Stevenson	9-4	198	22.0	23-42	.548	3-4	.750	16-23	.696	7	31	38	4.2	9	0	7
13	Khameron Davis	9-8	234	26.0	15-37	.405	9-19	.474	5-5	1.000	3	27	30	3.3	11	0	7
15	Kene Chukwuka	9-5	175	19.4	10-21	.476	5-13	.385	4-10	.400	9	16	25	2.8	28	1	6
21	Terrell Brown	9-5	182	20.2	10-37	.270	0-2	.000	9-15	.600	16	20	36	4.0	22	0	3
02	Jonathan Milligan	9-0	89	9.9	8-19	.421	0-6	.000	8-13	.615	1	6	7	0.8	5	0	7
33	Monty Boykins	6-0	47	7.8	3-11	.273	2-6	.333	5-11	.455	0	3	3	0.5	1	0	0
24	Samson George	5-0	29	5.8	2-5	.400	0-0	.000	0-1	.000	2	5	7	1.4	2	0	0
42	Peace Ilegomah	8-1	47	5.9	1-2	.500	0-0	.000	3-4	.750	1	4	5	0.6	19	1	2
35	Zach Smith	2-0	2	1.0	0-1	.000	0-1	.000	0-0	.000	0	0	0	0.0	0	0	0
Team											14	15	29		1		9
Total.....		9	1800		167-446	.374	61-205	.298	104-144	.722	67	198	265	29.4	150	2	91
Opponents.....		9	1800		239-519	.461	58-192	.302	117-165	.709	104	229	333	37.0	141	1	140

TEAM STATISTICS	UP	OPP	Date	Opponent	Score	Att.
SCORING	499	653	* 12/30/17	MIAMI	L 53-67	5307
Points per game	55.4	72.6	* 1/2/18	at LOUISVILLE	L 51-77	16461
Scoring margin	-17.1	-	* 01/06/18	at Virginia Tech	L 67-81	5478
FIELD GOALS-ATT	167-446	239-519	* 1/10/18	DUKE	L 52-87	9180
Field goal pct	.374	.461	* 1/13/18	GEORGIA TECH	L 54-69	3544
3 POINT FG-ATT	61-205	58-192	* 1/16/18	at Syracuse	L 45-59	21259
3-point FG pct	.298	.302	* 01/20/18	at Duke	L 54-81	9314
3-pt FG made per game	6.8	6.4	* 1/24/18	NC STATE	L 68-72	2566
FREE THROWS-ATT	104-144	117-165	* 1/27/18	SYRACUSE	L 55-60	7033
Free throw pct	.722	.709	* - ACC game			
F-Throws made per game	11.6	13.0				
REBOUNDS	265	333				
Rebounds per game	29.4	37.0				
Rebounding margin	-7.6	-				
ASSISTS	91	140				
Assists per game	10.1	15.6				
TURNOVERS	136	97				
Turnovers per game	15.1	10.8				
Turnover margin	-4.3	-				
Assist/turnover ratio	0.7	1.4				
STEALS	39	72				
Steals per game	4.3	8.0				
BLOCKS	35	51				
Blocks per game	3.9	5.7				
ATTENDANCE	27630	52512				
Home games-Avg/Game	5-5526	4-13128				
Neutral site-Avg/Game	-	0-0				

Score by Periods	1st	2nd	Totals
Pitt	240	259	499
Opponents	330	323	653