



PITT BASKETBALL

DUQUESNE • DECEMBER 5, 2007 • A.J. PALUMBO CENTER • PITTSBURGH, PA.

2007-08 SCHEDULE

Date	Opponent	W/L	Time
O31	PITT-JOHNSTOWN(Exh.)	W	97-56
N4	INDIANA (Pa.) (Exh.)	W	83-31

Hispanic College Fund Challenge (Pittsburgh, Pa.)

N9	HOUSTON BAPTIST	W	103-62
N10	NORTH CAROLINA A&T	W	88-61
N11	SAINT LOUIS (FSN)	W	69-58
N15	MISSISSIPPI VALLEY STATE	W	78-45

N23	BUFFALO	W	92-45
N27	BOSTON U. (FSN)	W	80-53
D1	TOLEDO (Local: CN8)	W	78-52
D5	at Duquesne (ESPN-U)		7 p.m.
D8	at Washington (FSN)		3 p.m.
D15	OKLAHOMA STATE (ESPN)		Noon

Aeropostale All-America Classic (New York, N.Y.)

D20	vs. Duke (ESPN)		7 p.m.
-----	-----------------	--	--------

D29	at Dayton (ESPN2)		8 p.m.
J2	LAFAYETTE (ESPN-U)		7 p.m.
J6	at *Villanova (FSN)		Noon
J9	at *South Florida (ESPN2)		7:30 p.m.
J12	*SETON HALL (FSN)		2 p.m.
J14	*GEORGETOWN (ESPN)		7 p.m.
J19	at *Cincinnati (FSN)		4 p.m.
J23	at *St. John's (FSN)		7 p.m.
J26	*RUTGERS (ESPN-Classic)		6 p.m.
J30	*VILLANOVA (ESPN-U)		7 p.m.
F2	at *Connecticut (CBS)		1 p.m.
F7	*WEST VIRGINIA (ESPN2)		7 p.m.
F12	*PROVIDENCE (FSN)		7:30 p.m.
F15	at *Marquette (ESPN)		9 p.m.
F21	at *Notre Dame (ESPN)		7 p.m.
F24	*LOUISVILLE (WTAE)		Noon
F27	*CINCINNATI (FSN)		7:30 p.m.
M1	at *Syracuse (ESPN)		Noon
M3	at *West Virginia (ESPN)		7 p.m.
M9	*DEPAUL (WTAE)		Noon
M12	at Big East Championship (ESPN)		TBA
M20	at NCAA First/Second Rounds		TBA
M27	at NCAA Regionals		TBA
A5	at NCAA Final Four		TBA

GAME
8

#12 PITT (7-0, 0-0 Big East)

at DUQUESNE (6-1, 0-0 Atlantic 10)

Wednesday, December 5, 2007 • 7 p.m. ET
A.J. Palumbo Center (6,200) • Pittsburgh, Pa.

Television: ESPN-U, (John Sanders and Bob Valvano; Producer: Matt Bartley).

Radio: Pitt Panthers Radio Network (Bill Hillgrove and Dick Groat), 94.5-FM (WWSW), 970 AM (WBGG). Satellite Radio: Sirius Channel 126 (Duquesne feed).

Internet Broadcast/Live Stats: www.pittsburghpanthers.com

The Coaches: Pitt: Jamie Dixon, 9th year at Pitt, 5th year as head coach (112-30);

Duquesne: Ron Everhart, 2nd year at DU (16-20), 14th year overall (190-192).

Rankings: Pitt: 14-AP, 11-ESPN; Duquesne: not ranked.

Series: Pitt and Duquesne meet for the 76th time in men's basketball; Pitt leads the series 44-31; Pitt is 126-71 all-time vs. Atlantic-10 Conference opponents. Pitt defeated St. Louis in November.

No. 12 ranked Pitt (7-0) plays its eighth contest and first road game of the 2007-08 season when it travels 2.73 miles down Fifth Avenue to Duquesne (6-1) on Wednesday, December 5. Tipoff is at 7 p.m. at the A.J. Palumbo Center.

The "City Game" contest will be televised on ESPN-U with John Sanders (play-by-play) and Bob Valvano (color analyst) handling announcer duties. Matt Bartley will produce.

Pitt is in the midst of a difficult December stretch which includes only one home contest: Oklahoma State on Dec. 15. Pitt plays at Duquesne (Dec. 5), at Washington (Dec. 8), vs. Duke at Madison Square Garden (Dec. 20) and at Dayton (Dec. 29). The stretch ranks among the nation's most difficult Decembers.

Pitt and Duquesne meet for the 76th time.

Pitt has defeated Duquesne in 25 of the last 28 meetings and in each of the six consecutive meetings. Pitt has won those last six games by an average margin of 17.0 points per game (450-348). Pitt holds a 44-31 all-time record vs. the Dukes in a series which began on Jan. 13, 1932. Pitt is 2-1 vs. Duquesne in games played at the Palumbo Center. Pitt hosted Duquesne in the Petersen Events Center's inaugural game on November 23, 2002, an 82-67 Pitt victory.

Duquesne (6-1) dropped its first game of the season Saturday night at Drake (77-73). Previously, the Dukes were riding a six-game win streak. On the year, Duquesne has defeated its opponents by a plus-24.6 scoring margin.

A win against Duquesne would give Pitt its sixth consecutive 8-0 start to a season dat-

TODAY'S TOP STORYLINES

- A win over Duquesne would give Pitt its sixth consecutive 8-0 start to a season since 2001-02.
- Pitt and Duquesne renew their rivalry for the 76th time. Pitt holds a 44-31 advantage in the series and has won each of the last six consecutive matchups dating back to 1998-99. Pitt has also captured 25 of the last 28 meetings between the two schools. Pitt is 2-1 in games played against DU at the Palumbo Center. Pitt has won each of the last two games at the Palumbo Center.
- Pitt plays its first road game of the season. Last year, Pitt finished 8-3 in road games including 6-2 in Big East play.
- Pitt is outscoring its opponents by a 30.3 points per game margin, averaging 84.0 points per game and outrebounding its opponents by a plus-14.9 margin.
- Jamie Dixon (4-0 vs. DU) owns a 29-2 record in December games and is 55-3 vs. non-conference competition.



PITT PANTHERS ROSTER NOTES

PROBABLE STARTERS

#	NAME	POS	HT	WT	CL	PPG	RPG	CAREER/2007-08 NOTES
23	Sam Young	F	6-6	215	JR	18.0	9.0	•3 double-doubles in first 7 games
31	Mike Cook	F	6-4	215	SR	10.1	2.9	•44 consecutive starts
45	DeJuan Blair	C/F	6-7	265	FR	10.3	8.3	•Team leader in steals (16 in 7 GP)
2	Levance Fields	G	5-10	190	JR	8.9	4.0	•6.29 a:to ratio (44 A, 7 TO on season)
4	Ronald Ramon	G	6-1	185	SR	7.9	2.1	•5-5 3FGM, 15 pts. vs. Boston U.

OFF THE BENCH

#	NAME	POS	HT	WT	CL	PPG	RPG	CAREER/2007-08 NOTES
0	Austin Wallace	C	6-9	230	FR*	0.5	0.8	•Played in four games on season
1	Keith Benjamin	G	6-2	190	SR	7.7	1.7	•Career-high 17 points vs. Buffalo
5	Tyrell Biggs	F	6-8	240	JR	7.1	4.6	•Career-high 11 rebounds vs. Toledo
11	Gilbert Brown	G/F	6-6	200	FR*	6.3	2.7	•10 points in 20 min. vs. Buffalo
22	Brad Wanamaker	G	6-4	200	FR	4.0	1.4	•Team-high 8 assists vs. HBU in debut
24	Tim Frye	G	6-4	190	FR	1.3	0.3	•Hit two 3FG on year
40	Maurice Polen	F	6-5	245	JR	0.0	1.0	•Walk-on forward, 15 career games
50	Cassin Diggs	C	6-10	270	JR	2.3	2.6	•14 of 18 rebounds are offensive
52	Gary McGhee	C	6-10	255	FR	0.8	1.8	•Played in four games on year

SERIES HISTORY

PITT-DUQUESNE SERIES

Series Record: 44-31.
 Petersen Events Center: 3-0.
 Civic/Mellon Arena: 20-14.
 Fitzgerald Field House: 14-7.
 Pitt Pavilion: 5-9.
 Palumbo Center: 2-1.
 Eastern 8: 7-5.
 Eastern 8 Tourney: 1-0.
 Steel Bowl Game: 7-12.
 Overtime: 2 (1-1).
 One-Point Games: 10 (2-8).
 Two-Point Games: 8 (5-3).
 Most Points Scored-Pitt: 102
 (102-91 win on Dec. 19,
 1992; 102-77 win on Dec. 12,
 1987).
 Most Points Scored-DU: 100
 (100-66 loss on Dec. 9,
 1967).
 Largest Victory Margin-Pitt: 30
 (87-57 win on Dec. 4, 2004).
 Largest Victory Margin-DU: 34
 (100-66 loss on Dec. 9,
 1967).
 Longest Win Streak-Pitt: 9 wins
 from Jan. 13, 1932-Jan. 12,
 1934.
 Longest Win Streak-DU: 4
 wins from Jan. 13, 1932-Jan.
 12, 1934.
 Last 10: 8-2.
 Last 20: 17-3.

GAME SUMMARY

Game summary is listed on page 11 of this release.

NATIONAL POLLS (as of Monday, Dec. 3, 2007)

ASSOCIATED PRESS POLL

Rk.	School (1st Place)	W-L	Pts.
1.	North Carolina (45)	7-0	1,769
2.	Memphis (22)	6-0	1,717
3.	Kansas (2)	7-0	1,630
4.	Texas (2)	7-0	1,549
5.	Georgetown (1)	5-0	1,527
6.	Duke	8-0	1,429
7.	UCLA	7-1	1,373
8.	Washington State	7-0	1,348
9.	Michigan State	6-1	1,094
10.	Tennessee	7-1	1,012
11.	Marquette	5-1	962
12.	PITT	7-0	938
13.	Butler	7-0	893
14.	Louisville	5-1	885
15.	Indiana	6-1	809
16.	Texas A&M	7-1	788
17.	Gonzaga	7-1	581
18.	Clemson	7-0	564
19.	Oregon	6-1	556
20.	BYU	6-1	365
21.	Xavier	6-1	336
22.	Arizona	5-2	212
23.	Vanderbilt	7-0	177
24.	Southern California	6-2	163
25.	Villanova	5-1	151

Others receiving votes: St. Mary's 104, Miami, Fla. 89, Arkansas 61, Wisconsin 57, Virginia 55, Stanford 42, California 30, West Virginia 27, Creighton 21.

NOTE:

- Associated Press poll is voted upon by the nation's media (both polls are released on Monday)
- USA Today/ESPN poll is voted on by the nation's coaches

USA TODAY/ESPN COACHES POLL

Rk.	School (1st Place)	W-L	Pts.
1.	North Carolina (23)	7-0	753
2.	Memphis (6)	6-0	746
3.	Kansas (1)	7-0	717
4.	Georgetown (1)	5-0	670
5.	Texas	7-0	620
6.	Washington State	7-0	599
7.	Duke	8-0	594
8.	UCLA	7-1	587
9.	PITT	7-0	477
10.	Michigan State	6-1	437
11.	Louisville	5-1	422
12.	Tennessee	7-1	402
13.	Butler	7-0	374
14.	Texas A&M	7-1	357
15.	Indiana	6-1	341
	Marquette	5-1	341
17.	Clemson	7-0	255
18.	Oregon	6-1	250
19.	Gonzaga	7-1	242
20.	Xavier	6-1	171
21.	Villanova	5-1	132
22.	BYU	6-1	124
23.	Wisconsin	5-1	63
24.	Arizona	5-2	58
25.	Vanderbilt	7-0	49

Others receiving votes: St. Mary's 48, Southern California 41, Arkansas 27, Stanford 26, Virginia 26, Southern Illinois 24, Miami, Fla. 22, California 21, Connecticut 15, Davidson 8, Syracuse 8.

ing back to 2001-02. Pitt has won 26 consecutive home victories against non-conference opponent at the Petersen Events Center. Pitt is attempting to break its Petersen Events Center record for most consecutive home wins against non-conference opponents which is 28 set from Nov. 23, 2003-Jan. 2, 2005. In addition, Pitt also surpassed the one million mark for attendance in games played at the Petersen Events Center. Pitt now has had 1,011,755 fans attend games in the six-year old Petersen Events Center.

In accumulating its 7-0 record, Pitt has outscored its opponents by a plus-30.3 margin, outrebounded its opponents by a plus-14.9 margin and averaged 84.0 points per game. Pitt enters the contest on a nine-game home win streak dating back to last season. Sam Young (17 points/12 rebounds) and DeJuan Blair (11 points/11 rebounds) each registered double-doubles in Pitt's 78-52 win over Toledo on Saturday. The Panthers also defeated Boston U. 80-53 behind Ronald Ramon's five 3-pointers and 15 points. Pitt

defeated Buffalo 92-45 on Friday, Nov. 23. Sam Young (20 points) led five double figure scorers in the win as the Panthers forced Buffalo into 25 turnovers. The 47-point win marked Pitt's largest victory in the Petersen Events Center and tied for ninth among its all-time largest wins.

Pitt begins its 2007-08 season after completing a 29-8 campaign and 12-4 Big East slate in 2006-07. Pitt earned a school record sixth consecutive NCAA Tournament berth and advanced to Sweet Sixteen play for the fourth time in the last six

years. Pitt is one of only five schools nationally to appear in at least four Sweet Sixteens since 2002. Duke (5), Pitt (4), Kansas (4), Texas (4) and Connecticut (4) are the schools who have achieved that honor. Pitt is one of only 12 schools nationally to advance to the NCAA Tournament in each of the last six seasons. The other schools include Arizona, Duke, Florida, Gonzaga, Illinois, Kansas, Kentucky, Michigan State, Pitt, Southern Illinois, Texas and Wisconsin. Pitt is the only Big East Conference team to advance to the NCAA

PITT BASKETBALL WEEKLY MEDIA PLANNER

All practices are closed. For more information on coverage of Pitt men's basketball, contact Associate Media Relations Director Greg Hotchkiss at (412) 491-5296.

SATURDAY

December 1

Pitt vs. Toledo,
2 p.m.
Comcast Cable
188; 94.5 FM/
970 AM

SUNDAY

December 2

Off Day

MONDAY

December 3

Practice, 1-3:30
p.m.
Media
Opportunity,
3:30 p.m.

TUESDAY

December 2

Practice, 1-3:30
p.m.

WEDNESDAY

December 3

Pitt at DU, 7
p.m.
ESPN-U
94.5 FM/970
AM

THURSDAY

December 4

Practice, Travel
to Seattle,
Wash.

COLLEGE BASKETBALL'S BEST PROGRAMS OVER THE LAST SIX YEARS

Where Pitt ranks among national winning percentage leaders and top programs over the last six seasons; updated as of May, 2007.

School	2006-07	2001-06	Total	Pct.
Duke	22-11	145-27	167-38	.815
Gonzaga	23-11	136-25	159-36	.815
Memphis	33-4	127-34	160-38	.808
Kansas	33-5	135-36	168-41	.804
PITTSBURGH	29-8	133-33	162-41	.798
Illinois	23-12	140-32	163-44	.787
Florida	35-5	123-40	158-45	.778
Southern Illinois	29-7	123-37	152-44	.776
Connecticut	17-14	136-35	153-49	.757
Kentucky	22-12	131-38	153-50	.754
Syracuse	24-11	126-44	150-55	.732
Texas	25-10	123-45	148-55	.729
Wisconsin	30-6	112-49	142-55	.721
Xavier	25-9	116-46	141-55	.719
Arizona	20-11	120-44	140-55	.718
Louisville	24-10	118-48	142-58	.710
Western Kentucky	22-11	110-43	132-54	.710
Oklahoma	16-15	118-40	134-55	.709
Oklahoma State	22-13	119-46	141-59	.705
Marquette	24-10	111-48	135-58	.699
Boston College	21-12	113-47	134-59	.694
Maryland	25-9	111-52	136-61	.690
Mississippi State	21-13	112-48	133-61	.686
Saint Joseph's	18-14	115-48	133-62	.682
Stanford	18-13	108-48	126-61	.674

MOST NCAA SWEET SIXTEEN APPEARANCES IN LAST SIX YEARS

Since 2002, Pitt is one of only five schools nationwide to advance to the NCAA Sweet Sixteen at least four times over the last six years. Pitt has advanced to Sweet Sixteen action in 2002, 2003, 2004 and 2007. Here is a chart depicting where Pitt ranks among schools over the last six years:

School	App. since 2002
Duke	5
PITT	4
Kansas	4
Texas	4
Connecticut	4
Arizona	3
Illinois	3
Kentucky	3
Michigan State	3
Southern Illinois	3
UCLA	3

Conference basketball program. From 2001-07, Pitt owns the league's top records for league play (71-25) and overall games (162-41). It has averaged 11.8 league wins and 27 overall wins per year during that period, the best totals in the Big East. Pitt is the only Big East Con-

win 20 overall games and 10 league games in each of the last six seasons: Arizona, Gonzaga, Kansas, Pitt and Southern Illinois.

Over the last six years, Pitt has proven to be the winningest Big East

win 20 overall games and 10 league games in each of the last six seasons: Arizona, Gonzaga, Kansas, Pitt and Southern Illinois.

PITT'S SIX-YEAR SUCCESS (2001-07)

The following is a list of accomplishments achieved by the Pitt Basketball program over the last six seasons (2001-07):

- Compiled a 162-41 record over the last six seasons and .798 winning percentage which ranks among the nation's top five best winning percentages during that span. The record also tops the Big East from 2001-07.
- Captured three Big East regular season titles: 2001-02 Big East West Division, 2002-03 Big East West Division, 2003-04 Big East regular season.
- Won Pitt's first-ever Big East Tournament title in 2003.
- Advanced to the NCAA Tournament for a school-record six consecutive seasons.
- One of only 12 schools nationwide to advance to the NCAA Tournament in each of the last six seasons.
- Achieved a school record and sixth straight 20-plus win season in 2006-07.
- Averaged 27.0 victories per season over the last six years.
- Advanced to the Big East Championship title game in four straight seasons (2001-04), one of only two conference schools to achieve that honor. Pitt has advanced to the Big East Championship title game in six of the last seven years.
- Compiled a Big East-best 71-25 (.740) record in league regular season games.
- Finished ranked among the nation's top-10 programs in four of the last six seasons.
- Ranked among the nation's top-25 in a school record 61 consecutive polls.
- Appeared on television in 152 total games.
- Set the school record with a 40-game win streak which spanned two years and 68 days.
- Opened the Petersen Events Center with a 34-game win streak, a streak which ranks as the third all-time longest win streak to open a new arena.
- Concluded its fifth year in the Petersen Events Center with an 80-8 record and .909 winning percentage.
- Set all school records for attendance.
- Sold out the Petersen Events Center in each of the arena's first five seasons.



2007-08 PITT PANTHERS NUMERICAL ROSTER

#	NAME	POS	HT	WT	CL	EX	HOMETOWN/PREVIOUS SCHOOL(s)
0	Austin Wallace	C	6-9	230	FR*	RS	Bronx, N.Y./LaSalle Academy
1	Keith Benjamin	G	6-2	190	SR	3L	Mount Vernon, N.Y./Mount Vernon
2	Levance Fields	G	5-10	190	JR	2L	Brooklyn, N.Y./Xaverian
4	Ronald Ramon	G	6-1	185	SR	3L	Bronx, N.Y./All Hallows
5	Tyrell Biggs	F	6-8	240	JR	2L	Nanuet, N.Y./Don Bosco Prep (N.J.)
11	Gilbert Brown	G/F	6-6	200	FR*	RS	Harrisburg, Pa./South Kent Prep (Conn.)
22	Brad Wanamaker	G	6-4	200	FR	HS	Philadelphia, Pa./Roman Catholic
23	Sam Young	F	6-6	215	JR	2L	Clinton, Md./Hargrave Military Academy/Friendly
24	Tim Frye	G	6-4	190	FR	HS	Mars, Pa./Mars
31	Mike Cook	G/F	6-4	215	SR	1L	Philadelphia, Pa./East Carolina/Friends Central
40	Maurice Polen	F	6-5	245	JR	1L	Philadelphia, Pa./West Philadelphia
45	DeJuan Blair	F	6-7	265	FR	HS	Pittsburgh, Pa./Schenley
50	Cassin Diggs	C	6-10	270	JR	TR	Williamsport, Pa./CloudCty.C.C./Bridgton Acad. (Maine)
52	Gary McGhee	C	6-10	255	FR	HS	Anderson, Ind./Highland Senior

* By class denotes redshirt year

Head Coach: Jamie Dixon (TCU, 1987), begins 5th Year as Head Coach, 9th year at Pitt, 105-30 overall; **Assistant Coach:** Tom Herrion (Merrimack, 1989); **Assistant Coach:** Pat Sandle (San Francisco State, 1987); **Assistant Coach:** Orlando Antigua (Pittsburgh, 1995); **Director of Basketball Operations:** Brandin Knight (Pittsburgh, 2005); **Video Coordinator:** Brian Regan (Saint Vincent, 1988); **Athletic Trainer:** Tony Salesi (Pittsburgh, 1980); **Strength & Conditioning Coach:** Tim Beltz (Northern Colorado, 1995); **Academic Coordinator:** Mike Farabaugh (Pittsburgh, 1987); **Equipment Manager:** Brian Brigger (Xavier, 2004); **Team Managers:** Kevin Funston, Jeremy Grubbs, Jordan Marks, Pete Paradise-Asher, Matt Steinbrink, Ben Stirt; **Student Trainers:** Steve Gaul, Jackie Meathe, Luke Romanow; **Administrative Assistant:** Beth Schoedel

RECORD WHEN...

Controlling the tip:	5-0
Scoring first:	5-0
Leading at the half:	7-0
Trailing at the half:	0-0
Tied at half:	0-0
Leading with 5:00 left:	7-0
Trailing with 5:00 left:	0-0
Tied with 5:00 left:	0-0
In Overtime:	0-0
Double Overtime:	0-0

Pitt outrebounds opp.:	7-0
Pitt is outrebounded:	0-0
Rebounds are equal:	0-0
Pitt commits more TO:	0-0
Pitt forces more TO:	6-0
Turnovers are equal:	1-0

Pitt has more FTA:	3-0
Opp. has more FTA:	4-0
FT attempts are equal:	0-0
Pitt shoots better than 60%:	0-0
Pitt shoots better than 50%:	4-0
Pitt shoots less than 50%:	3-0
Opp. shoots better than 50%:	1-0
Opp. shoots less than 50%:	6-0
Opp. shoots less than 40%:	6-0
Pitt outshoots opp. (FG%):	6-0
Opp. outshoots Pitt (FG%):	0-0
Shooting is tied (%):	0-0
Pitt hits 40% of 3FG:	3-0
Pitt hits less than 40% of 3FG:	4-0
Pitt outshoots opp. (3FG):	6-0

Pitt hits at least 70% of FTA:	6-0
Pitt hits at least 60% of FTA:	6-0

Pitt bench outscores opp.:	5-0
Opp. bench outscores Pitt:	2-0
Bench scoring is equal:	0-0
Following a Pitt win:	6-0
Following a Pitt loss:	0-0

3 score in double figures:	4-0
4 score in double figures:	3-0
5+ in double figures:	1-0

UNIFORMS

White uniforms:	7-0
Blue uniforms:	0-0

MONTHS OF THE YEAR

In November:	6-0
In December:	1-0
In January:	0-0
In February:	0-0
In March:	0-0

DAYS OF THE WEEK

Monday:	0-0
Tuesday:	1-0
Wednesday:	0-0
Thursday:	1-0
Friday:	2-0
Saturday:	2-0
Sunday:	1-0

PITT'S BEST SEASON STARTS

Head Coach Jamie Dixon has engineered five of the school's top-10 best starts to a season. Here is a look at Pitt's other top season starts:

W-L	Season
*21-0	1927-28
18-0	2003-04
15-0	2005-06
15-0	1915-16
12-0	1929-30
10-0	2006-07
10-0	2004-05
9-0	1987-88
9-0	2002-03
7-0	2007-08
6-0	1998-99

*21-0 record was the 1927-28 team's final record.

ference school to win 20 or more overall games and 10 or more league contests in each of the last six seasons. Last year, Pitt also set a school record with its sixth consecutive 20-overall win and 10-league win season. Prior to the 2001-02 season, Pitt won 20 or more games in only two consecutive seasons.

Pitt's Jamie Dixon (112-30) became the first head coach in school history to guide Pitt to four consecutive NCAA Tournaments. Additionally, Dixon has led Pitt to Sweet Sixteen appearances in two of his first four seasons at Pitt (20004 and 2007). Dixon is the first coach in school history to win 20 or more games in four consecutive seasons. Dixon is one of only nine coaches in NCAA Division I history to win 100 or more games in the first four years of a coaching career. His 105 victories ranked as the second most victories for a head coach after four seasons in NCAA history. North Carolina State's Everett Case totaled 107 wins from 1947-50. With his 100th career against Seton Hall on Feb. 19, 2007, Dixon became the fastest coach in school history to reach 100 victories (see chart page 5). His accomplishment also ranks among NCAA Division I's all-time top-15 fastest coaches to reach 100 wins (see page 4).

Dixon enters the Duquesne contest with a 29-2 record in December contests. In addition, he is an undefeated 24-0 in November games. Combining his November and Dec-

BIG EAST'S ALL-TIME WINNINGEST COACHES BY PERCENTAGE

(Conference Regular Season and Championship Games combined as of May, 2007, according to Big East records)

Coach, Team	W	L	Pct.	Yrs.	BEChamp.
JAMIE DIXON, PITT	52	23	.693	4	7-4, .636
John Thompson, GU	231	123	.653	20	33-13, .717
Jim Boeheim, Syracuse	329	182	.644	28	42-23, .646
Jim Calhoun, Connecticut	252	143	.638	21	28-15, .651
Lou Carnesecca, St. John's	139	80	.635	13	12-11, .478
Mike Jarvis, St. John's	57	36	.613	5	7-4, .636
Ben Howland, Pitt	46	29	.613	4	8-3, .727
Rollie Massimino, Villanova	123	92	.572	12	13-12, .520

WHERE PITT RANKED NATIONALLY IN THE 2006-07 NCAA STATISTICS

Source: www.ncaa.org, (Final Statistics)

Category	Rank	Average
Scoring Offense	124	71.3
Scoring Defense	48	62.8
Scoring Margin	30	8.5
Field Goal Percentage	42	47.2
Field Goal Percentage Defense	39	40.7
Three-Point Field Goals Per Game	199	6.2
Three-Point Field Goal Pct.	43	38.2
Free Throw Percentage	254	66.1
Rebound Margin	38	4.7
Assists Per Game	8	17.5
Blocked Shots Per Game	92	3.6
Steals Per Game	297	5.2
Won-Lost Percentage	19	78.4
Turnovers Per Game	22	11.9
Personal Fouls Per Game	36	16.6

NCAA DIVISION I BEST COACHING STARTS AFTER FOUR SEASONS (by wins)

Source: 2007 NCAA Men's Basketball Recordbook, page 158.

Coach, Team	Seasons	W-L	Pct.
Everett Case, North Carolina State	1947-50	107-22	.829
JAMIE DIXON, PITT	2003-07	105-30	.778
Mark Few, Gonzaga	2000-03	105-29	.784
Bruce Stewart, WV Wesleyan & MidTenn.	1983-86	104-34	.754
Roy Williams, Kansas	1989-92	103-30	.774
Thad Matta, Butler & Xavier	2001-04	102-31	.767
Jim Boeheim, Syracuse	1977-80	100-18	.847
Speedy Morris, LaSalle	1987-90	100-31	.763
Paul Westphal, Gr. Canyon & Pepp.	87-88, 02-03	100-40	.714
Denny Crum, Louisville	1972-75	98-22	.817
Dick Hunsaker, Ball State	1990-93	97-34	.740

ember pre-conference games, Dixon owns a 53-2 record. Previously, Dixon won 45 consecutive games in Nov. and Dec. before dropping a contest at No. 7 Wisconsin on

Dec. 16, 2006.

Pitt is in its sixth season in the Petersen Events Center and carries an 87-8 all-time record and .916 winning percentage in the building.

BIG EAST'S BEST PROGRAMS OVER THE PREVIOUS SIX SEASONS (2001-07)

Totals are as of May, 2007.

School	Big East		Overall	
	W-L	Pct.	W-L	Pct.
PITT	71-25740	162-41798
Connecticut	68-28708	153-49757
Syracuse	61-35635	150-55732
Louisville	18-14563	141-58709
Marquette	20-12625	135-58699
Cincinnati	11-21344	131-62679
Villanova	55-41573	126-70643
Notre Dame	55-41573	121-68640
Georgetown	50-46521	113-71614
West Virginia	41-55427	109-68616
DePaul	14-18438	99-82547
Providence	42-54438	97-84536
Seton Hall	42-54438	93-85522
Rutgers	38-58396	89-94486
St. John's	32-64333	84-94472
USF	4-28125	74-103418

DIXON REACHES 100 CAREER WINS

Pitt Head Coach Jamie Dixon reached 100 career victories faster than any other head coach in school history. He registered his 100th career win on Feb. 19, 2007 at Seton Hall.

Here is a look at the top Pitt coaches and the total games it took to win 100 games at Pitt:

Pitt Coach	Games to			
	100 wins	W-L	1st Year	Date of 100th Win
Jamie Dixon	126	100-26	2003	Feb. 19, 2007 at Seton Hall
H.C. Carlson	140	100-40	1922	Feb. 22, 1930 vs. West Virginia
Paul Evans	156	100-56	1986	Nov. 20, 1991 vs. Manhattan

SCHOOLS EARNING NCAA TOURNAMENT BERTHS IN EACH OF THE LAST FIVE YEARS

Pitt is one of 12 NCAA Division I schools to advance to the NCAA Tournament in each of the last six seasons (2001-07). Those programs include: Arizona, Duke, Florida, Gonzaga, Illinois, Kansas, Kentucky, Michigan State, **PITT**, Southern Illinois, Texas and Wisconsin.

The .916 winning percentage ranks among the nation's best home court records over the last six years (see chart page 8). Pitt has won 38 of its last 45 Big East home games and is 33-7 against Big East opponents in the Petersen Events Center. Pitt owns a 54-1 record vs. non-conference opponents in the Petersen Events Center. Pitt has also won 75 of its last 76 home games against regular season non-conference opponents.

Pitt begins the start of another difficult non-conference slate. Last

year, Pitt played through its most difficult schedule assembled in recent years as its strength of schedule rating ranked No. 5 nationally. It played a difficult three-game stretch against No. 7 Wisconsin, No. 15 Oklahoma State and Dayton. Pitt dropped consecutive contests to Wisconsin and Oklahoma State and defeated Dayton by 30 points. The Panthers also hit the road for three games (Auburn, Wisconsin and Buffalo) and played two neutral site contests against Oklahoma State (in Oklahoma City) and Western Michi-

PITT PICKED TO FINISH FOURTH IN BIG EAST CONFERENCE IN COACHES POLL

NEW YORK, N.Y.—The Pitt men's basketball team was selected by league coaches to finish fourth among 16 teams at the league's annual media day Wednesday morning at Madison Square Garden.

In a vote of league coaches, Pitt finished fourth with 170 total points. Georgetown and Louisville were picked to win the title with 217 points each. Marquette was picked to finish third with 191 points, Pitt fourth, followed by 5. Syracuse (153), 6. Connecticut (149) and 7. Villanova (143).

Junior Levance Fields was named an All-Big East preseason honorable mention selection. Last year Fields earned Second Team All-Big East honors after averaging 9.2 points and 4.6 assists per game. He led the Big East in assist:turnover ratio with a 2.41 clip.

Pitt returned two starters and six of its top nine players from a team that finished 29-8 overall, advanced to NCAA Sweet Sixteen play for the fourth time in the past six seasons and appeared in a sixth Big East Championship title game in the last seven years. Pitt is also the only program in the Big East to have won over 20 overall games and 10 league games in each of the past seasons.

Pitt Head Coach Jamie Dixon along with seniors Keith Benjamin, Mike Cook and Ronald Ramon represented the Panthers at media day.

2007-08 PRESEASON BIG EAST COACHES' POLL

Rk.	Team	Points
1. ...	Georgetown (8)	217
1. ...	Louisville (8)	217
3. ...	Marquette	191
4. ..	PITT	170
5. ...	Syracuse	135
6. ...	Connecticut	149
7. ...	Villanova	143
8. ...	Providence	141
9. ...	Notre Dame	122
10. ...	West Virginia	112
11. .	DePaul	79
12. .	Cincinnati	62
13. .	Seton Hall	56
14. .	St. John's	52
15. .	Rutgers	32
16. .	South Florida	23

**first place votes in parenthesis*

2007-08 PRESEASON ALL-BIG EAST SELECTIONS

2007-08 PRESEASON BIG EAST PLAYER OF THE YEAR

Roy Hibbert, Georgetown

2007-08 PRESEASON BIG EAST CO-ROOKIES OF THE YEAR

Donte' Green, Syracuse
Jonny Flynn, Syracuse

2007-08 PRESEASON ALL-BIG EAST TEAM

*Roy Hibbert, Georgetown, C, Sr., 7-2, 278, Adepti, Md.

Jeff Adrien, Connecticut, F, Jr., 6-7, 238, Brookline, Mass.

Jonathan Wallace, Georgetown, G, Sr., 6-1, 188, Harvest, Ala.

David Padgett, Louisville, C, Sr., 6-11, 245, Reno, Nevada

Terrence Williams, Louisville, F, Jr., 6-6, 210, Seattle, Wash.

Dominic James, Marquette, G, Jr., 5-11, 185, Richmond, Ind.

Jerel McNeal, Marquette, G, Jr., 6-3, 200, Chicago, Ill.

Geoff McDermott, Providence, F, Jr., 6-7, 230, New Rochelle, N.Y.

Kentrell Gransberry, South Florida, C, Sr., 6-9, 270, Baton Rouge, La.

Eric Devendorf, Syracuse, G, 6-4, 180, Bay City, Mich.

*Scottie Reynolds, Villanova, G, So., 6-2, 195, Herndon, Va.

2007-08 PRESEASON ALL-BIG EAST HONORABLE MENTION

Edgar Sosa, Louisville, G, So, 6-1, 175, New York, N.Y.

Levance Fields, Pittsburgh, G, Jr., 5-10, 190, Brooklyn, N.Y.

*denotes unanimous selection

PITT PLAYERS IN THE CAREER RECORDBOOKS

THREE-POINT FIELD GOALS MADE

259	Jason Matthews	1987-91
239	Sean Miller	1987-92
210	Julius Page	2000-04
209	Brandin Knight	1999-03
196	Jason Maile	1992-97
190	Carl Krauser	2002-06
179	Ronald Ramon	2004-08
167	Jarrett Lockhart	1996-00
152	Jerry McCullough	1991-97
147	Donatas Zavackas	1999-03
134	Vonteego Cummings	1995-99
119	Antonio Graves	2003-07
110	Andre Aldridge	1992-96

THREE-POINT FIELD GOAL ATTEMPTS

654	Brandin Knight	1999-03
624	Julius Page	2000-04
574	Sean Miller	1987-92
567	Jason Matthews	1987-91
517	Carl Krauser	2002-06

504	Jarrett Lockhart	1996-00
500	Jason Maile	1992-97
477	Jerry McCullough	1991-96
442	Ronald Ramon	2004-08
401	Vonteego Cummings	1995-99

THREE-POINT FIELD GOAL PERCENTAGE

.457	Jason Matthews	1987-91
.416	Sean Miller	1987-92
.409	Rod Brookin	1986-90
.405	Donatas Zavackas	1999-03
.405	Ronald Ramon	2004-08
.392	Jason Maile	1992-97
.386	Orlando Antigua	1991-95
.379	Antonio Graves	2003-07
.368	Carl Krauser	2002-06
.367	Levance Fields	2005-08
.367	Garrick Thomas	1992-96
.358	Andre Aldridge	1992-96
.337	Julius Page	2000-04

FREE THROW PERCENTAGE

.885	Sean Miller	1987-92
.878	Jason Matthews	1987-91
.839	Ronald Ramon	2004-08
.823	Don Hennon	1956-59
.808	Mike Paul	1969-72
.807	Donatas Zavackas	1999-03
.806	Bob Lovett	1963-66
.790	Demetreus Gore	1984-88
.783	Terry Knight	1974-79

ASSISTS

785	Brandin Knight	1999-03
744	Sean Miller	1987-92
617	Darelle Porter	1987-91
568	Carl Krauser	2002-06
552	Jerry McCullough	1991-96
458	Vonteego Cummings	1995-99
436	Dwayne Wallace	1978-82
378	Curtis Aiken	1983-87
373	Ricardo Greer	1997-01
363	Pete Strickland	1975-79

343	Billy Culbertson	1981-84
329	Keith Starr	1972-75
307	Tom Richards	1972-76
300	Demetreus Gore	1984-88
295	Jaron Brown	2000-04
286	Levance Fields	2005-08
284	Wayne Williams	1975-79
258	Andre Aldridge	1992-97
244	Julius Page	2000-04
221	Ronald Ramon	2004-08

ASSIST:TURNOVER RATIO

2.51	Levance Fields	2005-08
2.32	Sean Miller	1987-92
1.95	Darelle Porter	1987-91
1.93	Brandin Knight	1999-03
1.88	Billy Culbertson	1981-84
1.84	Ronald Ramon	2004-08
1.80	Jerry McCullough	1991-96
1.53	Curtis Aiken	1983-87
1.49	Antonio Graves	2003-07

gan (at West Point, N.Y.).
 This year, Pitt plays the nation's most difficult December schedule with games at Duquesne (Dec. 5), at Washington (Dec. 8), vs. Oklahoma State (Dec. 15), vs. Duke (Dec. 20) at Madison Square Garden and at Dayton (Dec. 29).

Pitt has won 88 of its last 114 contests, 36 of its last 53 Big East regular season games and 76 of its last 81 non-conference games. Pitt has won 10-plus non-conference games in each of the last six seasons (7-0 in 2007-08, 13-2 in 2006-07, 11-0 in 2005-06, 10-1 in 2004-05, 14-0 in 2003-04, 10-1 in 2002-03 and 11-1 in 2001-02). Additionally, Pitt has won 31 of its last 33 non-conference games dating back to a

January 2, 2005 loss to Bucknell.

SAM YOUNG BEGINS 2007-08 ON HOT STREAK; NAMED BIG EAST PLAYER OF THE WEEK

Junior forward Sam Young started his first six games of the 2007-08 season on fire.

Through Pitt's first six games, Young has averaged 18.0 points and 9.0 rebounds per game, shot 63.3 (50-79) from the floor, 56.3 percent (9-16) from 3-point range in only 26.7 average minutes per game. He also registered three double-doubles, has three 20-plus scoring games and set career-highs for scoring and rebounding two times each.

Named the Big East Player of the Week on Nov. 19, he became the first player at Pitt to earn Big East Player of the Week honors since the conference expanded to 16 schools.

Dating back to last season, Young has reached double figure scoring in 15 of his last 18 games played. He has reached double figures in each of Pitt's six games this year.

LEVANCE FIELDS CONTINUES OUTSTANDING BALL HANDLING

Point guard Levance Fields continues his outstanding ball handling as the junior has contributed 44 assists and only seven turnovers in Pitt's first seven games. His assist:turnover ratio is a phenomenal 6.29. Last year he finished with a school-record 2.41 season assist:turnover ratio in 2006-07. He currently owns Pitt's school record for assist:turnover ratio with a 2.51 mark.

As a team, Pitt continues to take care of the basketball at a stellar rate of 1.70 (140 assists/82 turnovers).

BLAIR REGISTERS DOUBLE-DOUBLE IN FIRST CAREER GAME

Freshman DeJuan Blair became the first freshman at Pitt to start his first game since Ronald Ramon made his first career start in 2004. The 6-7, 265-pound Pittsburgh product guided Schenley to the 2007 state title. He attended high school a little over a mile from the Petersen Events Center.

With his 20-point, 14 rebound performance, Blair became the first freshman to register a double-double in a debut game since 1987 when Sean Miller scored 13 points and added 11 assists. His 20 points and 14 rebound totals both rank second on Pitt's all-time best debut performances. Ricardo Greer scored 21 points in his debut in 1997 and Sam

Clancy pulled down 16 rebounds in his debut game in 1977.

Prior to Ramon's debut in 2004, Ricardo Greer made his first career start on opening day in 1997.

PITT-TOLEDO POST-GAME NOTES

- Sam Young (17 points/12 rebounds) and DeJuan Blair (11 points/11 rebounds) both registered double-doubles. The last time Pitt had two players grab 10-plus rebounds was on March 9, 2006 vs. West Virginia when Aaron Gray (19/15) and Sam Young (14/11) both pulled down double figures.
- Young finished the game with his fifth career double-double and third of the season. He has reached double figure scoring in all seven games this year and in 15 of his last 17 games.
- Tyrell Biggs made his first career start today. He set career-highs for total rebounds (11), defen-

PITT'S BEST HOME COURT WINNING PERCENTAGES

Pitt's 6-0 home record this year ranks among the school's top home record percentages (modern era):

Year	W-L	Pct.
2002-03	16-0	1.000
1973-74	13-0	1.000
1974-75	10-0	1.000
2007-08	7-0	1.000
2003-04	19-1	.950
2005-06	16-1	.941
2001-02	16-1	.941
1963-64	10-1	.909
1987-88	10-1	.909
1990-91	9-1	.900
2006-07	16-2	.889

WINNINGEST ACTIVE COACHES BY PCT.

(Records as of October, 2007)

Coach	2006-07	Previous	Total	Pct.
	W-L	W-L	W-L	Pct.
Mark Few, Gonzaga	23-11	186-40	209-51	.804
Roy Williams, North Carolina	31-7	492-127	523-134	.796
Thad Matta, Ohio State	35-4	148-48	183-52	.779
JAMIE DIXON, PITT	29-8	76-22	105-30	.778
Bo Ryan, Wisconsin	30-6	495-151	525-157	.770
Mike Krzyzewski, Duke	22-11	751-249	773-260	.748
Jim Boheim, Syracuse	24-11	726-253	750-264	.740
Lute Olson, Arizona	20-11	759-268	779-279	.736
Rick Pitino, Louisville	24-10	470-182	494-182	.731
Tubby Smith, Kentucky	22-12	364-134	386-146	.726



PITT'S LONGEST HOME COURT WIN STREAKS

Pitt's current nine-game home win streak ranks among the school's all-time longest home win streaks. Streaks do not include contests played at Mellon Arena/Civic Arena.

*27-game win streak includes Civic Arena games.

No	Streak	Dates
40	1/22/01-2/15/04	
*27	12/10/73-12/23/75	
25	12/10/73-12/23/75	
16	11/19/05-3/3/06	
14	1/31/87-1/25/88	
12	11/14/06-1/21/07	
12	2/9/84-1/22/86	
11	1/2/64-12/4/65	
10	12/2/92-2/6/93	
9	2/17/07-current	
9	3/6/04-1/2/05	
8	11/17/00-1/3/01	
7	2/6/62-12/7/63	
7	11/23/90-1/12/91	
7	11/20/91-2/10/92	

2007-08 SENIOR CLASS: WINNERS

Pitt's 2007-08 senior class of Ronald Ramon, Keith Benjamin and Mike Cook ranks among Pitt's all-time winningest classes. Here is where the threesome ranks among Pitt's top four-year men's basketball periods:

Senior Class	W-L	Pct.
2004-05	108-25	.812
2005-06	104-27	.794
2003-04	107-30	.781
2006-07	105-30	.778
2007-08	81-25	.764
1930-31	80-27	.748
2002-03	89-40	.690
1987-88	81-41	.663
1988-89	81-42	.658
1989-90	78-45	.634
1981-82	74-45	.622
1986-87	75-47	.615

sive rebounds (six) and offensive rebounds (five).

- Leverage Fields tied a career-high with nine assists.

YEAR-BY-YEAR NON-CONFERENCE RECORDS

A look at Pitt's non-conference records since joining the Big East Conference:

Year	W-L	Pct.
1982-83	7-4	.636
1983-84	12-2	.857
1984-85	9-3	.750
1985-86	9-3	.750
1986-87	12-3	.800
1987-88	11-2	.846
1988-89	7-5	.583
1989-90	6-5	.545
1991-92	9-6	.600
1992-93	8-1	.889
1993-94	6-2	.750
1994-95	4-4	.500
1995-96	5-3	.625
1996-97	7-6	.538
1997-98	5-3	.625
1998-99	9-2	.818
1999-00	8-3	.727
2000-01	9-4	.692
2001-02	11-1	.917
2002-03	10-1	.909
2003-04	14-0	1.000
2004-05	10-1	1.000
2005-06	11-0	1.000
2006-07	13-2	.867
2007-08	7-0	1.000
Total	221-70	.759

- Pitt had three players surpass the 10-plus rebound mark today: Young (12), Biggs (11) and Blair (11).
- Pitt improved to 7-0 for the sixth consecutive season since 2001-02.
- Pitt won its ninth consecutive home game dating back to Feb. 17, 2007. The nine-game home win streak ranks tied for 10th among Pitt's all-time top streaks.
- Pitt won its 26th consecutive home game against a non-conference opponent. Pitt is approaching its school record of 28 consecutive home wins against non-conference opponents set from Nov. 23, 2002-Jan. 2, 2005.
- Pitt also improves to 54-1 vs. non-conference opponents at the Petersen Events Center. Additionally, Pitt has won 75 of its last 76 home games against regular season non-conference opponents.

PITT'S BEST DEFENSIVE SEASONS

Pitt yielded 53.7 points per game in 2007-08. Here is where that mark ranks among the school's best defensive points per game averages:

PPG	Year	W-L
53.7	2007-08	7-0
56.4	2003-04	31-5
59.2	2002-03	28-5
59.3	1951-52	10-12
60.9	2001-02	29-6
62.0	1950-51	9-17
62.8	2006-07	29-8
63.1	2005-06	25-8
63.5	2004-05	20-8
64.7	1983-84	18-13
64.8	1979-80	17-12

TOP BIG EAST CONSECUTIVE WIN STREAKS

Here is a look at Pittsburgh's longest regular season conference win streaks:

Wins	Date
12	2/2/02-1/25/03
10	2/18/03-1/17/04
8	1/24/87-2/14/87
6	1/9/88-2/3/88
6	2/28/05-1/21/06
5	1/24/07-2/12/07
5	1/4/07-1/21/07
4	3/3/01-1/8/02
4	3/4/95-1/13/96
4	1/12/93-1/23/93
4	2/11/89-2/20/89
4	2/2/85-2/13/85
4	1/29/83-2/7/83

- Pitt Head Coach Jamie Dixon improved to 30-2 in games played in December. He is also 24-0 in games played in November. Combining his November and December records, Dixon owns a 54-2 record in pre-January contests and is now 56-3 vs. non-conference competition. Additionally, Dixon improved to 112-30 all-time as Pitt's head coach.

PITT'S WINNINGEST SEASONS

A look at Pitt's all-time 20-win seasons (by victories):

Year	W-L
2003-04	31-5
2001-02	29-6
2006-07	29-8
2002-03	28-5
1973-74	25-4
2005-06	25-8
1986-87	25-8
1987-88	24-7
1929-30	23-2
1927-28	21-0
1990-91	21-12
1930-31	20-4
2004-05	20-9
1981-82	20-10

PITT'S BEST BIG EAST RECORDS

A look at Pitt's best Big East regular season records (by victories):

W-L	Season
13-3	2003-04
13-3	2002-03
13-3	2001-02
12-4	2006-07
12-4	1987-88
12-4	1986-87
10-6	2005-06
10-6	2004-05
10-8	1996-97
9-7	1990-91
9-7	1988-89

- Pitt also won the 31st of its last 33 games against non-conference opponents.
- Pitt improves to 87-8 all-time in the Petersen Events Center. Head Coach Jamie Dixon now owns a 71-8 home record in his fifth season at the helm.
- Pitt improved to 76-5 in the last seven years against non-conference competition.
- Pitt improved to 3-1 all-time vs. Toledo. It also improved to 31-26 all-time vs. Mid-American Conference opponents.
- Pitt held Toledo to 52 points on the evening. This season, Pitt has held all seven of its opponents

PETERSEN EVENTS CENTER RECORDS

Entering its sixth basketball season, the Petersen Events Center has provided Pitt a tremendous homecourt advantage. Consider the following facts:

Overall Record: 87-8 (.916)
Big East Record: 33-7 (.825)
Non-Conference Record: 54-1 (.982)

Consecutive Wins at the Petersen Events Center: 34 (11/23/02-2/29/04)

Consecutive Losses: 2 (two times)

Consecutive Non-Conference Wins: 28 (11/23/02-1/2/05), 26 currently (11/19/05-current)

Consecutive Non-Conference Losses: 1 (Bucknell)

Average Victory Margin: 18.7 points per game (6579-4950, 87 wins)
Average Non-Conference Victory Margin: 22.7 (4154-2928, 54 wins)
Average Margin of Loss: 4.9 points (Pitt: 497, Opp: 536, 8 losses)
Pitt Victories by 10 points or more: 68
Pitt Victories by 20 points or more: 41
Pitt Victories by 30 points or more: 15
Pitt Victories by 40 points or more: 4

Pitt Points Per Game: 73.7 ppg.
Opponents' Points Per Game: 58.1 ppg.

Opponents held to 60 points or less: 57 of 95
Opponents held to 70 points or less: 88 of 95
Big East Opponents held to 60 points or less: 15 of 40
Big East Opponents held to 70 points or less: 35 of 40
Non-Conference Opp. held to 60 points or less: 42 of 55
Non-Conference Opp. held to 70 points or less: 53 of 55
Consecutive Opponents held to 60 points or less: 9 (11/27/02-1/18/03)
Consecutive Opponents held to 70 points or less: 22 (1/17/04-2/23/05); 21 (11/23/02-12/13/03)

Most Points Scored by Pitt: 103 (Houston Baptist, 11/9/07)
Most Points Scored-Opponent: 97 (Notre Dame, 1/4/06)
Least Points Scored by Pitt: 46-OT (Syracuse, Feb. 29, 2004)
Least Points Scored-Opponent: 37 (Penn State, Dec. 6, 2003)

Largest Victory: 47 (Buffalo, Nov. 23, 2007, 92-45)
Largest Loss: 13 (Louisville, Feb. 12, 2007, 66-53)
Closest Win: 1 point (Georgetown, Jan. 25, 2003, 65-64)

Largest Big East Win: 36 (West Virginia, Feb. 12, 2003, 82-46)
Largest Big East Loss: 13 (Louisville, Feb. 12, 2007, 66-53)

Record vs. Ranked Teams (AP poll): 6-2
Record on Senior Day: 3-2
Record on Opening Day: 6-0
Overtime Record: 1-2
Double Overtime Record: 1-0

PITT'S LOSSES (8)

Date	Opponent	W/L	Pitt	Opp
Feb. 24, 2004	*Syracuse (OT)	L	46	49
Jan. 2, 2005	Bucknell	L	66	69
Jan. 5, 2005	*Georgetown	L	64	67
Feb. 23, 2005	*West Virginia	L	66	70
Feb. 26, 2005	*Connecticut	L	64	73
March 3, 2006	*Seton Hall	L	61	65
Jan. 21, 2007	*Marquette (OT)	L	74	77
Feb. 12, 2007	*Louisville	L	53	66
	Total		497	536

No team has defeated Pitt twice at the Petersen Events Center.

WHAT PITT RETURNS IN 2007-08

Category	Percent Returning
Last year's starters:	40% (2 of 5)
Last year's total starts:	41% (76 of 185)
Team's top-10 in minutes played:	70% (7 of 10)
Total minutes played:	59% (4428 of 7501)
Points scored:	60% (1570 of 2637)
Field goals made:	58% (553 of 961)
Field goal attempts:	58% (553 of 961)
3-point FG made:	79% (182 of 229)
3-point FG attempts:	77% (464 of 599)
Offensive rebounds:	50% (222 of 445)
Defensive rebounds:	54% (475 of 884)
Total rebounds:	52% (697 of 1329)
Assists:	66% (427 of 647)
Blocked shots:	23% (30 of 133)
Steals:	63% (123 of 194)

PITTSBURGH CITY LEAGUE PLAYERS

DeJuan Blair becomes the first Pittsburgh City League player to compete for Pitt since Darelle Porter from 1987-91 and the first Schenley H.S. product to play for the Panthers since Wayne Williams from 1975-79. Here is a list of Pittsburgh City League players to play basketball for the Panthers since 1969:

Years	Player	Pos.	High School
1969-73	Cleveland Edwards	G	Fifth Avenue H.S.
1970-72	Chris Jones	F	Westinghouse H.S.
1971-74	Sam Fleming	G	Fifth Avenue H.S.
1972-73	Leroy Freeman	G	Westinghouse H.S.
1973-77	Frank Boyd	G	Oliver H.S.
1974-75	Mel Bennett	C/F	Peabody H.S.
1975-79	Wayne Williams	G/F	Schenley H.S.
1976-78	Sonny Lewis	G	Schenley H.S.
1977-81	Sam Clancy	F	Fifth Avenue H.S.
1984-86	Darryl Shepard	F	Peabody H.S.
1987-91	Darelle Porter	G	Perry Traditional H.S.
2007-08	DeJuan Blair	F/C	Schenley H.S.

NATION'S TOP HOMECOURT WINNING PERCENTAGES (LAST FIVE SEASONS)

(Research is as of the opening of Pitt's Petersen Events Center, as of May, 2007)

School	W-L	Pct.	06-07	05-06	04-05	03-04	02-03
Southern Illinois	65-3	.956	12-0	11-2	15-0	13-1	14-0
Wisconsin	79-4	.952	19-0	14-2	15-1	15-0	16-1
Gonzaga	62-4	.939	13-2	15-0	13-0	11-0	10-2
Illinois	70-5	.933	14-3	15-1	15-0	12-1	14-0
Kansas	73-7	.913	16-2	14-2	15-1	15-1	13-1
Duke	72-7	.911	15-4	14-1	14-1	14-1	15-0
PITT	80-8	.909	16-2	16-1	13-4	19-1	16-0
Memphis	79-9	.898	16-0	19-1	15-6	15-0	14-2
Michigan State	70-8	.894	18-1	12-2	14-1	12-2	14-2
Florida	72-10	.878	17-0	16-2	13-3	11-4	15-1
Connecticut	76-11	.873	15-5	16-0	14-3	17-1	14-2
Oklahoma State	65-10	.867	14-2	11-5	12-1	15-0	13-2
North Carolina	66-11	.857	15-1	13-4	15-0	12-2	11-4
Kentucky	61-11	.847	14-2	10-5	14-1	11-2	12-1
Syracuse	77-14	.846	16-4	14-5	16-2	14-3	17-0
Arizona	65-12	.844	11-5	12-3	15-1	13-2	14-1

under 70 points. Since Jamie Dixon became head coach, Pitt has held 119 of its 142 oppo-

nents under 70 points. Last year Pitt limited 31 of its 37 opponents under 70 points.

PITT IN THE NATIONAL RANKINGS

A look at where Pitt ranked among the nation's top-25 this season:

Date	AP	ESPN
Preseason	22	20
Nov. 12	19	19
Nov. 19	17	17
Nov. 26	14	11
Dec. 3	12	9

ARV-also receiving votes

SEASON OPENER NOTES

With its 103-62 win over Houston Baptist, Pitt improved to 68-33 all-time in season openers. The Panthers are currently on an 11-game opening day win streak and have won 24 of their last 26 opening day contests.

NON-CONFERENCE SUCCESS

Pitt has won 31 of its last 33 games against non-conference opponents. It has opened 2007-08 with a 7-0 record after concluding the 2006-07 season with a 13-2 non-conference record. In 2005-06, Pitt completed its non-conference schedule undefeated (11-0) for just the second time in school history. Pitt went 14-0 in 2003-04. Pitt has now won 10-plus non-conference games in each of the last five seasons (13-2 in 2006-07, 11-0 in 2005-06, 10-1 in 2004-05, 14-0 in 2003-04, 10-1 in 2002-03 and 11-1 in 2001-02). It has compiled a 75-5 non-conference record over the last six years. Additionally, the Panthers are 54-1 overall (.982) against non-conference foes in the Petersen Events Center and have won 75 of their last 76 home games against non-conference opponents.

HOME COURT SUCCESS

Pitt is currently on a nine-game home win streak this season. Pitt owns an 87-8 record and .916 winning percentage in the six-year old Petersen Events Center (16-0 in 2002-03, 19-1 in 2003-04, 13-4 in 2004-05, 16-1 in 2005-06, 16-2 in 2006-07, 7-0 in 2007-08).

Pitt also owns a 33-7 regular season record vs. Big East opponents in the Petersen Events Center. Pitt opened the Petersen Events Center with 34 straight home wins.

PITT RANKED AMONG THE NATION'S TOP-25

Pitt enters the fifth week of the 2007-08 season ranked No. 9 in the ESPN/USA Today coaches' poll and No. 12 in the Associated Press poll.

Last season Pitt was ranked as high as No. 2 for two straight weeks. The No. 2 ranking marked the first time Pitt has been ranked as high in both polls since January 28, 2003. The No. 2 rankings also tied for the highest ranking in school history.

Pitt remains ranked among the nation's top-25 teams in the Associated Press poll for the 33rd consecutive poll. Since January 7, 2002, Pitt has been ranked among the nation's top-25 in 99 of the last 108 national polls.

DIXON AND WINNING

In 2006-07, Jamie Dixon (112 wins currently overall) became the first coach in school history to win both 20-plus overall games and 10-plus league games in four consecutive seasons. He became the fastest coach to reach 100 wins at Pitt. His 76 wins over his first three seasons as Pitt's head coach ranked sixth among the top-10 NCAA Division I coaches for a best three-year start.

In 2003-04, Dixon guided Pitt to a 31-5 record, 20-9 slate in 2004-05, 25-8 record in 2005-06 and 29-8 slate in 2006-07. He coached in his 100th career game vs. Delaware State on Nov. 14, 2006.

Dixon also ranks first all-time among Big East coaches in conference winning percentage (Big East games only) with a current .693 mark (52-23). See chart on page 4.

Dixon currently sports a .788 winning percentage.

BACK-TO-BACK LOSSES A RARITY FOR PITT, DIXON

With losses at Wisconsin and Oklahoma State in December, 2006, Pitt dropped back-to-back games for only the fifth time in Head Coach Jamie Dixon's four seasons and 137-game tenure as head coach at Pitt. Dixon's teams have only lost three in a row on one occasion: Feb. 20-Feb. 26, 2005 (at Villanova, West Virginia and Connecticut).

PRODUCTIVE BENCH PLAY IS A KEY TO PITT'S SUCCESS

For the second consecutive season last year, bench production was a key component to Pitt's success. Over the last two seasons, Pitt's

bench has outscored its opponents in 54 of its last 70 games.

Last year, Pitt's bench outscored its opponents in 27 of 37 games and outscored opponents by a 823-494 margin. Additionally, Pitt bench players reached double figure scoring 37 times on the year.

In 2006-07, Pitt's bench averaged 22.2 points per game, 8.2 rebounds per game and a total of 63.5 minutes per game. Here are some other interesting facts and figures concerning Pitt's bench in 2006-07:

Statistic	Pct.	Bench/Total
Minutes Played	31%	2348/7500
Points	31%	823/2637
Rebounds	23%	305/1329
FG Made	31%	298/961
10+ Scorers	30%	37/124

CLOSE QUALITY LOSSES

Pitt's eight losses in 2006-07 came by an uncharacteristic average of 10.0 points per game (80 points). Two of the eight losses were either in overtime over double overtime. Pitt's 23-point loss to Georgetown (65-42) in the Big East Championship Final, 14-point loss at Wisconsin (89-75) on Dec. 16 and its 13-point loss to Louisville (66-53) were

NCAA DIVISION I FASTEST TO 100 WINS

Source: 2007 NCAA Men's Basketball Recordbook, page 152.

Coch. School(s)	Games	Won	Lost	Pct.	Season	Year
Doc Meanwell, Wisconsin & Missouri	109	100	9	.917	7th	1918
Buck Freeman, St. John's (NY)	110	110	10	.909	5th	1932
Adolph Rupp, Kentucky	116	100	16	.862	6th	1936
Jim Boeheim, Syracuse	117	100	17	.855	4th	1980
Jerry Tarkanian, Long Beach State	117	100	17	.855	5th	1973
Everett Case, North Carolina State	120	100	20	.833	4th	1950
Fred Taylor, Ohio State	120	100	20	.833	5th	1963
Lew Andreas, Syracuse	122	100	22	.820	7th	1931
Denny Crum, Louisville	122	100	22	.820	5th	1976
Everett Dean, Carleton & Indiana	122	100	22	.820	7th	1929
Clair Bee, Rider & Long Island	123	100	23	.813	5th	1934
Don Haskins, UTEP	125	100	25	.800	5th	1966
Nat Holman, CCNY	125	100	25	.800	10th	1929
Buster Sheary, Holy Cross	125	100	25	.800	5th	1953
JAMIE DIXON, PITT	126	100	26	.794	4th	2007
Mark Few, Gonzaga	126	100	26	.794	4th	2003
Tony Hinkle, Butler	126	100	26	.794	7th	1933
Ray Meyer, DePaul	126	100	26	.794	6th	1948
Harry Combes, Illinois	127	100	27	.787	6th	1953
Peck Hickman, Louisville	127	100	27	.787	6th	1949
Vic Bubas, Duke	128	100	28	.781	5th	1964
Hugh Greer, Connecticut	129	100	29	.775	6th	1952
Roy Williams, Kansas	129	100	29	.775	4th	1992
Speedy Morris, LaSalle	130	100	30	.769	4th	1990
Fred Schaus, West Virginia	130	100	30	.769	5th	1959
Clifford Wells, Tulane	130	100	30	.769	6th	1951
Thad Matta, Butler & Xavier	130	100	30	.769	4th	2004
Harry Fisher, Columbia	131	100	31	.763	10th	1916
Joseph Lapchick, St. John's (NY)	131	100	31	.763	7th	1943
Nolan Richardson, Tulsa	131	100	31	.763	5th	1985
Gale Catlette, Cincinnati	132	100	32	.758	5th	1977
Jack Ramsey, Saint Joseph's	132	100	32	.758	5th	1960
Bruce Stewart, WV Wesleyan & Midd. Tenn.	132	100	32	.758	4th	1986

uncharacteristic of the Pitt program.

Pitt's eight losses in 2005-06 came by a combined 33 points and an average of 4.1 points per loss.

Over the last five years, Pitt's 30 losses have been by a combined 187 points for a 6.2 average points per loss.

In 2004-05, Pitt's nine losses came by a combined 52 points (5.8 average margin of loss). In 2003-04, Pitt's five losses came by a combined 22 points for a 4.4 average.

Since Jamie Dixon became head coach, only four losses during his four-year tenure—Pitt's 23-point loss to Georgetown (March 10, 2007), a 13-point loss to Louisville (66-53 on Feb. 12), its 14-point loss at Wisconsin (89-75 on Dec. 16, 2006) and a 12-point loss to Oklahoma State (63-51) in the 2004 NCAA Regional—came by more than 10 points. Amazingly, Dixon has lost 15 of his 30 losses by four points or less.

DECEMBER SUCCESS

Pitt Head Coach Jamie Dixon owns a 29-2 record in December contests. Overall against non-conference competition, Dixon sports a 55-3 record and .948 winning percentage.

NOVEMBER SUCCESS

Pitt Head Coach Jamie Dixon concluded November, 2007 with an undefeated 24-0 career record in November contests. Combining his November and December games, Dixon is 53-2 in early season games.

LEVANCE FIELDS IS A CANDIDATE FOR THE BOB COUSY AWARD FOR SECOND CONSECUTIVE SEASON

For the second consecutive season, Levance Fields is a candidate for the Bob Cousy Award, which honors the nation's top point guard.

As a sophomore last year, Fields was named one of 17 finalists for the award.

Fields is following in the footsteps of successful Pitt point guards as Carl Krauser was a back-to-back finalist in the 2004-05 and 2005-06

WAITING IN THE WINGS

A key to Pitt's success over the past few seasons has been its ability to replace experienced and productive starters year after year. Here is a look at how Jamie Dixon has replaced experienced players with players "waiting in the wings":

2002-03 (251 career starts)

Brandin Knight (PG)
Ontario Lett (C)
Donatas Zavackas (PF)

2003-04 (289 career starts)

Julius Page (SG)
Jaron Brown (SF)

2004-05 (147 career starts)

Chevon Troutman (PF)
Chris Taft (C)
Mark McCarroll (SF)

2005-06 (122 career starts)

Carl Krauser (PG)

2006-07 (211 career starts)

Aaron Gray (C)
Antonio Graves (G)
Levon Kendall (PF)

2003-04 (31-5)

Carl Krauser (PG)
Chris Taft (C)
Chevon Troutman (PF)

2004-05 (20-9)

Ronald Ramon (SG)
Mark McCarroll (SF)

2005-06 (25-8)

Levon Kendall (PF)
Aaron Gray (C)
Antonio Graves (G)

2006-07 (29-8)

Levance Fields (PG)

2007-08

DeJuan Blair (C)
Ronald Ramon (G)
Sam Young (PF)

seasons.

UNDER 70 DEFENSIVE MENTALITY

Defense has been a key ingredient to Pitt's success over the last six seasons. Following are some defensive notes:

- Pitt has limited each of its first seven opponents to 70 points or less in the 2007-08 season.
- In 2006-07, Pitt limited 31 of its 37 opponents to 70 points or less. Opponents averaged 62.8 points per game against Pitt on the year. Only two of 16 Big East regular season opponents has scored over 70 against Pitt this season (77, Marquette in overtime on Jan. 21, 2007 and 75, Marquette on March 3, 2007).
- In 2005-06, Pitt limited 26 of its 33 opponents to 70 points or less. Only five of 16 Big East regular season opponents in 2005-06 scored more than 70 points against Pitt.
- Over the last four seasons (2004-

08), Pitt has limited 40 of its 49 Big East regular season opponents to 70 points or less.

- In 2004-05, Pitt limited 11 of the 16 Big East regular season opponents under 70 points. Only six of its 29 opponents in 2004-05 (at West Virginia-70, at Villanova-80, at West Virginia-83, Penn State-71, Connecticut, 73, at Notre Dame, 77) managed to score 70-plus points against Pitt.
- Pitt has held 51 of its last 64 Big East regular season opponents to 70 points or less dating back to Jan. 12, 2004.
- Additionally, since Jamie Dixon became head coach, Pitt has held 119 of its 142 opponents under 70 points.

HOME SWEET HOME

In a *Sports Illustrated* poll, Big East Conference players voted Pitt's Petersen Events Center as the most difficult place to play in the league.

Here are some facts to support that statement:

- Pitt has won 93 of its last 102 home games which includes a 40-game home win streak in 2004.
- Over the last seven seasons, Pitt is a combined 103-9 in home games (16-1 in 2001-02, 16-0 in 2002-03, 19-1 in 2003-04, 13-4 in 2004-05, 16-1 in 2005-06, 16-2 in 2006-07 and 7-0 in 2007-08). Its 19 home wins in 2003-04 set school record for most home victories in a season.
- Pitt has lost just eight times in the Petersen Events Center and sports a 87-8 record (.916) in the six-year old arena. The eight losses are to Louisville, Connecticut, West Virginia, Syracuse, Bucknell, Georgetown, Seton Hall and Marquette. No opponent has defeated Pitt more than one time in the Petersen Events Center.
- The Panthers won their first 34 consecutive games in the Petersen Events Center. The 34-game win streak to open the new arena ranks third all-time among winning streaks to open new arenas (51-UCLA in 1964, 41-Providence in 1971-72 and 34-Pitt, 2002-04).
- Pitt has won 38 of its last 44 Big East league home games and is 33-7 against Big East opponents in the Petersen Events Center.
- Pitt has won 26 consecutive home games against non-conference opponents at the Petersen Events Center.
- Pitt owns a 54-1 record vs. non-conference opponents in the Petersen Events Center. Bucknell was the only non-conference team to defeat the Panthers.
- Pitt has won 75 of its last 76 home games against regular season non-conference home opponents. In addition, the Panthers are 79-2 in their last 81 regular season non-conference home games.



PITT-DUQUESNE SERIES

DUQUESNE (44-31)

Total Games: 75.
 At Petersen Events Center: 3-0.
 At Civic/Mellon Arena: 20-14.
 At Fitzgerald FH: 14-7.
 At Pitt Pavilion: 5-9.
 At Palumbo Center: 2-1.
 Eastern 8: 7-5.
 Eastern 8 Tourney: 1-0.
 Steel Bowl Games: 7-12.
 1-Point Games: 2-8.
 2-Point Games: 5-3.
 Games decided by 3 or less pts: 22.
 Most Points: 102 (12/19/92, 1/12/87).
 Fewest Points: 21 (1/13/32).
 Largest Win: 30 (12/4/04).
 Largest Loss: 34 (12/9/67).
 Win Streak: 9.
 Loss Streak: 4.
 GP: 75; H: 29-16; A: 12-6; N: 4-8;
 OT: 1-1.

Date	H/A	W/L	Pitt	DU	Date	H/A	W/L	Pitt	DU	Date	H/A	W/L	Pitt	DU
1/13/32	H	L	21	28	12/9/67	CA	L	66	100	12/27/83	CA#	W	64	59
1/13/33	H	L	25	26	12/7/68	CA	L	42	57	1/14/84	A	W	75	69
2/17/33	H	L	24	25	12/29/70	CA	W	70	58	2/4/85	A	W	77	61
1/12/34	H	L	29	30	12/30/71	CA	L	67	87	1/20/86	H	W	95	76
2/6/34	H	W	31	29	12/8/72	CA	L	61	67	1/12/87	A	W	102	77
1/4/35	H	L	25	27	12/7/73	CA	W	82	65	1/11/88	H	W	85	58
2/8/35	H	W	35	34	12/6/74	CA	L	94	100	12/19/88	A	L	76	80
2/8/36	H	L	42	54	12/5/75	CA	L	74	75	12/18/89	H	W	92	87
2/18/36	H	W	46	41	12/11/76	CA	L	78	79	12/19/90	CA	W	84	65
2/10/37	H	W	51	50	2/12/77	H\$+	L	63	66	1/6/92	CA	W	93	69
2/24/37	H	L	30	31	2/27/77	CA\$	W	64	56	12/19/92	CA	W	102	91
1/12/38	H	W	35	28	2/22/78	H\$	W	72	65	12/30/93	CA	W	77	66
2/23/38	H	L	37	39	1/17/79	H\$	W	60	54	12/19/94	CA	W	76	72
1/28/39	H	L	29	40	2/5/78	CA\$	L	66	88	11/29/95	CA	W	84	73
12/12/53	H	L	46	75	2/1/79	CA\$	W	89	83	12/21/96	CA	W	75	73
12/10/55	H	L	49	71	1/16/80	H\$	W	55	53	2/5/98	CA	L	69	80
12/15/56	H	W	59	50	2/10/80	CA\$	L	66	67	1/25/99	CA	W	65	60
12/14/57	H	L	64	81	3/6/80	CA	L	63	65	12/20/99	MA	W	74	56
12/13/58	H	W	71	56	2/4/81	H\$	W	60	53	12/21/00	MA	L	70	71
12/12/59	H	W	75	44	2/15/81	A\$	L	64	66	12/22/01	MA	W	78	63
12/17/60	H	L	66	80	3/7/81	CA8	W	64	60	11/23/02	H	W	82	67
12/16/61	CA	L	70	73	1/14/82	H\$*	L	62	72	12/3/03	A	W	59	45
12/15/62	CA	W	85	59	2/14/82	CA\$*	W	69	68	12/4/04	H	W	87	57
12/7/63	H+	W	69	67	3/2/82	H8	W	66	64	12/7/05	A	W	71	60
12/10/66	CA	L	65	72	11/30/82	A	W	62	53	12/6/06	H	W	73	56

JAMIE DIXON ERA HIGHS AND LOWS

PITT TEAM HIGHS & LOWS

Points:	High	103	vs. Houston Baptist (11/9/07)
		100	vs. Notre Dame (1/4/06)
	Low	42	vs. Loyola (Md.) (11/27/04)
		46	vs. Georgetown (3/10/07)
		50	vs. Syracuse (2/29/04)
			at St. John's (1/21/06)
FG Made:	High	42	vs. Houston Baptist (11/9/07)
		42	vs. St. Francis (Pa.) (11/22/03)
		37	vs. Penn State (12/10/05)
	Low	13	vs. Central Florida (3/19/04)
		16	vs. Georgetown (3/10/07)
		17	Three times
FG Att:	High	92	vs. Houston Baptist (11/9/07)
		79	vs. Penn State (12/10/05)
		67	Two times
	Low	38	at Cincinnati (1/24/07)
		39	vs. St. John's (2/8/05)
FG Pct.:	High	.674	vs. Kent State, 31-46 (3/17/06)
		.627	vs. St. Francis (Pa.), 42-67 (11/22/03)
		.625	vs. Florida State, 35-56 (11/24/06)
	Low	.262	vs. Georgetown, 16-61 (3/10/07)
		.295	vs. Central Florida, 13-44 (3/19/04)
3FG Made:	High	14	vs. Albany (11/28/03)
		13	vs. Florida A&M (12/30/06)
		12	Three times
	Low	2	11 times
3FG Att.:	High	34	vs. Houston Baptist (11/9/07)
		31	vs. Florida A&M (12/30/06)
		29	vs. Albany (11/28/03)
		25	at Marquette (3/3/07)
		25	vs. Syracuse (3/11/06)
	Low	6	vs. Rutgers (1/17/04)
		7	vs. Connecticut (3/13/04)
3FG Pct.:	High	.632	at Cincinnati, 12-19 (1/24/07)
		.625	vs. South Florida, 10-16 (1/7/07)
		.600	vs. Georgia, 6-10 (12/30/03)
		.571	vs. Auburn, 12-21 (12/4/05)
	Low	.100	at Connecticut, 2-20 (1/31/06)
		.118	vs. Robert Morris, 2-17 (11/29/06)
FT Made:	High	30	vs. Notre Dame (1/4/06)
		28	at Providence (3/2/04)
		27	vs. Marquette (3/8/07)
	Low	1	vs. New Hampshire (12/27/03)
		3	vs. St. Francis (Pa.) (11/22/03)
FT Att.:	High	46	vs. Notre Dame (1/4/06)
		42	vs. Memphis (12/7/04)
		41	vs. Marquette (3/8/07)
	Low	4	vs. New Hampshire (12/27/03)
		7	at West Virginia (2/27/06)
		7	at Connecticut (1/19/04)
FT Pct.:	High	.909	vs. Bradley, 10-11 (3/19/06)
		.903	at Providence, 28-31 (3/2/04)
		.889	at Connecticut, 16-18 (1/31/06)
		.875	Two times
	Low	.250	vs. New Hampshire, 1-4 (12/27/03)
		.333	vs. St. Francis (Pa.), 3-9 (11/22/03)
Rebounds:	High	59	vs. Houston Baptist (11/9/07)
		55	vs. Howard (11/20/04)
		53	vs. Loyola (Md.) (11/27/04)
		51	Two times
	Low	23	vs. Georgetown (1/13/07)
		25	vs. Virginia Tech (1/6/04)
		26	at Penn State (12/11/04)
Assists:	High	31	vs. Houston Baptist (11/9/07)
		30	vs. Notre Dame (1/4/06)
		29	vs. St. Francis (Pa.) (11/22/03)
	Low	5	vs. Louisville (3/8/06)
		7	vs. Central Florida (3/19/04)
Steals:	High	16	vs. Houston Baptist (11/9/07)
		16	vs. Buffalo (11/23/07)
		12	vs. St. John's (1/18/05)
	Low	0	vs. Oakland (11/19/06)
Blocks:	High	9	Five times
	Low	0	at Cincinnati (1/24/07)
		0	vs. Syracuse (2/26/04)
Turnovers:	High	25	vs. Howard (11/20/04)
		24	vs. Seton Hall (2/9/04)
		23	at Georgetown (2/24/04)
	Low	6	vs. Washington (2/17/07)
		6	vs. Louisville (3/9/07)
		6	vs. Notre Dame (1/12/04)
Fouls:	High	28	vs. Oklahoma State (12/21/06)
		28	vs. Wisconsin (12/16/06)
	Low	7	at Syracuse (1/4/06)

OPPONENT TEAM HIGHS & LOWS

Points:	High	97	vs. Notre Dame (1/4/06)
		95	vs. Oklahoma State (12/21/06)
		89	vs. Wisconsin (12/16/06)
	Low	37	vs. Penn State (12/6/03)
		38	vs. New Hampshire (12/27/03)
		41	vs. Auburn (12/4/05)
		41	vs. St. Francis (Pa.) (12/1/04)
FG Made:	High	34	vs. Notre Dame (1/4/06)
		33	at Miami (1/10/04)
		29	Five times
	Low	14	vs. Penn State (12/6/03)
		15	Six times
FG Att.:	High	83	vs. Notre Dame (1/4/06)
		73	vs. Syracuse (1/23/06)
		71	vs. Virginia Commonwealth (3/17/07)
	Low	38	at Georgetown (2/24/07)
		40	vs. Auburn (12/4/05)
		42	vs. UCLA (3/22/07)
		42	at South Carolina (12/28/05)
FG Pct.:	High	.609	vs. Georgetown, 28-46 (1/13/07)
		.523	vs. Georgetown, 23-44 (3/10/07)
		.511	vs. Bucknell, 24-47 (1/2/05)
		.508	at Miami, 33-65 (1/10/04)
	Low	.263	vs. New Hampshire, 15-57 (12/27/03)
		.273	at Syracuse, 15-55 (1/24/04)
		.278	vs. St. John's, 15-54 (2/8/05)
3FG Made:	High	14	vs. Notre Dame (1/4/06)
		14	vs. Notre Dame (2/12/05)
		13	at West Virginia (2/5/05)
	Low	0	vs. Youngstown State (12/13/03)
		1	Four times
3FG Att.:	High	40	at West Virginia (2/5/05)
		36	at West Virginia (2/27/06)
		36	vs. Notre Dame (1/4/06)
	Low	6	vs. Bradley (3/19/06)
		8	vs. Oklahoma State (3/25/04)
3FG Pct.:	High	.727	vs. Virginia Tech, 8-11 (1/6/04)
		.636	vs. Washington, 7-11 (2/17/07)
		.571	at Louisville, 8-14 (1/15/06)
	Low	.000	vs. Youngstown State, 0-11 (12/13/03)
		.091	vs. Georgia, 1-11 (12/30/03)
FT Made:	High	32	vs. Oklahoma State (12/21/06)
		31	at Wisconsin (12/16/06)
		26	vs. Bradley (3/19/06)
		26	vs. Villanova (3/10/05)
	Low	1	vs. Albany (11/28/03)
		1	vs. William & Mary (1/3/04)
FT Att.:	High	44	at Wisconsin (12/16/06)
		38	vs. Oklahoma State (12/21/06)
	Low	1	vs. Albany (11/28/03)
		4	Two times
FT Pct.:	High	1.000	at Rutgers, 7-7 (1/8/05)
		1.000	vs. Robert Morris, 5-5 (11/24/04)
		.938	vs. Oklahoma State, 15-16 (3/25/04)
	Low	.167	vs. William & Mary, 1-6 (1/3/04)
		.200	vs. Auburn, 3-15 (12/4/05)
Rebounds:	High	47	vs. Oklahoma State (12/21/06)
		44	vs. Louisville (3/9/07)
		43	vs. Notre Dame (1/4/06)
	Low	18	vs. Georgetown (1/13/07)
		19	vs. William & Mary (1/3/04)
Assists:	High	22	at West Virginia (2/5/05)
		20	vs. Providence (2/25/06)
		19	Two times
	Low	2	vs. Boston College (3/12/04)
		5	vs. Chicago State (12/17/03)
		7	11 times
Steals:	High	12	vs. Georgetown College, Ky. (12/15/03)
		11	Four times
	Low	0	vs. Notre Dame (1/12/04)
		1	Six times
Blocks:	High	10	vs. Syracuse (1/23/06)
		9	at Connecticut (1/31/06)
		9	at Connecticut (1/19/04)
	Low	0	Eight times
Turnovers:	High	26	vs. Virginia Tech (1/6/04)
		25	vs. Buffalo (11/23/07)
		22	vs. Penn State (12/10/05)
	Low	3	at Rutgers (1/8/05)
		4	at West Virginia (2/5/05)
Fouls:	High	32	vs. Notre Dame (1/4/06)
		31	vs. Virginia Tech (3/11/04)
		29	Two times
	Low	9	vs. New Hampshire (12/27/03)
		10	at Georgetown (2/5/06)

PITT BASKETBALL PERSONALITY PROFILES

KEITH BENJAMIN

- Roommate of teammate Ronald Ramon.
- Nickname is “K-Rucker” because he first started playing basketball at New York City’s Rucker Park at the young age of 14.
- 2004 graduate of Mount Vernon High School where he helped lead his team to the 2004 state title. Sports a red #1 championship ring on his finger.
- Mount Vernon has produced several college/NBA standouts including Scooter McCray, Rodney McCray, Gus Williams, Ray Williams and former Connecticut guard Ben Gordon.
- Finished his four-year high school career at Mount Vernon with a 98-13 overall record.

TYRELL BIGGS

- Lost close to 20 pounds during the summer of 2006, dropping to 240 from 260 pounds. Prior to the start of practice, Dixon rated him as the team’s Most Improved Player.
- Has drawn comparisons to Boston College power forward Craig Smith because of his size and playing style.
- Became the third consecutive Pitt player to earn Windy City Classic All-Star MVP honors last summer in the Chicago All-Star Game. Chris Taft and Ronald Ramon were the previous MVP winners.
- Nickname is T.J. or TBiggs.
- Stood 6-5 inches tall and weighed 230 pounds as an eighth grader.
- Played with Pitt guard Keith Benjamin on the MetroHawks/Riverside Church AAU team.

- Has taken up golf, played the piano and bowls.
- Along with teammates Levance Fields and Gilbert Brown, loves to go bowling.
- Named a McDonalds Top-100 All-America Team finalist.

DeJUAN BLAIR

- Nickname is the “Big Fella.”
- Grew up in a house just 600 yards from the Petersen Events Center.
- Attended high school a little over a mile from the Petersen Events Center.
- After he committed to Pitt, he claimed that he knew the campus better than Pitt’s coaching staff.
- Is the first Schenley High School player to play basketball at Pitt since Wayne Williams (1975-79) and Sonny Lewis (1976-78)
- Is the first Pittsburgh City League player to compete for Pitt since Darelle Porter (1987-91), who graduated from Perry Traditional H.S.
- Friend of former Pitt center Sam Clancy (1977-81). At 6-foot-7 inches tall, Clancy played center and averaged a double-double in each of his four seasons at Pitt.
- First dunk took place at Pittsburgh’s Ammons Recreation Center as a 6-foot-4-inch eighth grader.
- Favorite player is Shaquille O’Neal but models his game after Charles Barkley.
- Guided nearby Schenley High School to the 2007 state title and a 57-0 career record vs. Pittsburgh City League teams.
- Played on a USA Junior All-Star team that traveled Europe with Pitt teammate Brad Wanamaker.

GILBERT BROWN

- Earned a medical hardship last year for several injuries.
- Owns a 38-inch vertical leap.
- Relative Troy Drayton played at Penn State.
- Played on the same South Kent Academy team as NBA Draft picks Andray Blatche and Dorell Wright.
- Hobbies and interests include bowling and singing.

MIKE COOK

- Junior transfer from East Carolina University. Cook sat out the 2005-06 Pitt season but participated in practice.
- Mother Dawn Cook (Hoover) played basketball at Temple from 1979-83. She is still ranked among all-time school leaders in rebounding with a 6.0 average. She is now a coach at Philadelphia’s University City High School.
- Last summer, a former team manager had a tee-shirt made up with the words “Who is Mike Cook?” The tee-shirt made reference to Cook’s outstanding summer league performances.
- Led ECU in scoring (15.0 ppg in 2004-05) and averaged 12.8 points per game and registered 41 double-figure scoring games in two years with the Pirates.
- A Philadelphia native who played high school basketball with current Memphis Grizzlies player Hakim Warrick and Mustafa Shakur (Arizona).
- Transferred to Pitt for its style of basketball, location and league.

CASSIN DIGGS

- Native of Williamsport, Pa. and Williamsport Area H.S., the same high school that produced former Pitt power forward Chevon Troutman.
- Always dreamed about playing at Pitt as a youngster.
- Lefthanded post player.
- Junior college transfer who has attended Cloud County C.C.

LEVANCE FIELDS

- Dropped nearly 15 pounds over the summer before his junior season.
- Played at the same high school (Xaverian) attended by former Pitt player and NBA player Chris Taft. Several other Big East players attended Xaverian including Chris Mullin. Former Pitt associate head coach and current Manhattan coach Barry Rohrssen also attended Xaverian.
- Nickname is the “General” and/or “Lee-lee.”
- Played in the Jordan Classic All-Star game at Madison Square Garden on April 16, 2005 and finished with 18 points, all in the second half.
- Committed to Pitt on Dec. 6, 2004, a day prior to Pitt’s appearance in the Jimmy V. Classic at Madison Square Garden.
- As a high school senior, led Xaverian to eight consecutive wins en route to a state title game appearance.
- Named New York’s Player of the Year by the *New York Daily News* and *Newsday*.
- Named a McDonalds Top-100 All-America Team finalist.

2007-08 PITT PRESEASON RANKINGS/HONORS/AWARDS

PRESEASON RANKINGS & PREDICTIONS

(according to national publications and columns)

National Rankings

- Jeff Goodman, Fox Sports-12
- ACC Basketball Yearbook-13
- Jay Bilas-13
- Andy Katz-14
- Lindy’s-17
- Lindy’s-At-large NCAA selection
- Athlon-2 & out
- The Sporting News-23
- Rivals.com-23
- Dick Vitale-24

CBS Sportsline-24
Gary Parrish, CBS Sportsline-24
NCAA Hoops Today-32

Big East Conference Predictions

- Athlon-4th
- The Sporting News-4th
- Lindy’s-4th

INDIVIDUAL ACCOLADES

Mike Cook

Lindy’s-All-Big East Second Team
Lindy’s-nation’s No. 18 shooting guard

Levance Fields

Athlon-Bob Cousy Award candidate
The Sporting News-Big East’s Best Under Pressure
Athlon-All-Big East Third Team
Lindy’s-nation’s No. 19 point guard
Lindy’s-All-Big East Second Team

Ronald Ramon

Lindy’s-Big East’s Top-3 returning 3-point shooters

Sam Young

Lindy’s-Big East’s Most Exciting Player
Lindy’s-nation’s No. 19 power forward
Lindy’s-All-Big East Third Team

RECRUITING CLASSES

National Rankings

- Athlon-21
- Rivals-26

Big East Conference

- Athlon-3rd
- The Sporting News-6th

MAGAZINE COVERS

Levance Fields, Athlon regional magazine
Mike Cook, CBS Sportsline

PITT BASKETBALL PERSONALITY PROFILES

- Along with teammates Tyrell Biggs and Gilbert Brown, loves to go bowling.

TIM FRYE

- Walk-on who majors in pre-Business.
- Is the first player at Pitt to wear No. 24 since walk-on Marcus Bowman (2002-05).
- Uncle Dave Frye played basketball at Providence College and uncle Tom Albright played football at Indiana State.

GARY MCGHEE

- Freshman from Anderson, Ind. who became interested in Pitt while visiting family in the Pittsburgh area during a summer.
- Father Gary McGhee competed in track & field at Indiana (1981-82).
- Cousin Aaron McGhee started at power forward and helped lead Oklahoma to the NCAA Final Four in 2002.
- Nickname is “Big G.”
- Spent his official visit at Pitt with Aaron Gray. Gray and McGhee are and were in similar stages in their basketball development.

MAURICE POLEN

- Psychology major.
- Talented singer who sang the national anthem before Pitt’s men’s basketball game against Seton Hall on March 3, 2006.
- A senior walk-on in his third season with Pitt. He was injured during his sophomore season.
- High school coach at West Philadelphia High School was former Pitt basketball player Gerald Jordan (1995-97).
- Other notable players who attended his high school include: Gene Banks, Jordan, Ricardo Lovelace and Clarence Tillman.
- Related to Eric Williams, who plays football for the Dallas Cowboys.

RONALD RAMON

- Roommate of teammate Keith Benjamin.
- Father Ricardo Ramon, a professional basketball player, spent a month in Pittsburgh this summer working out Ronald and several of his teammates. He was in town to assist Ronald’s recovery from shoulder surgery.
- Interned at FSN Pittsburgh this summer.
- Nickname is “Double-R” for Ronald Ramon. Krauser nabbed him “Double-R with the Radar.”
- Hails from a basketball family as his father Ricardo Ramon played professional basketball in the Dominican Republic, Brazil and Argentina. His role model is his father because he “showed him everything.”
- Played for one of the nation’s top AAU basketball programs, the New York Gauchos. Other Pitt basketball players who played for the Gauchos include Jerry McCullough, Eric Mobley and current assistant coach Orlando Antigua.
- Native Dominican who follows in the footsteps of several former Pittsburgh Dominican players including Ricardo Greer, Jaime Peterson and Orlando Antigua.
- Invited to play on the Dominican Republic basketball team during the summer of 2006, but his schedule would not allow it.
- Fluent in Spanish.
- All Hallows High School retired his jersey No. 14 at the conclusion of his career.
- Named Most Valuable Player at the Wendy’s All-Star Shootout in Chicago after scoring 23 points, hitting five 3-pointers (including three in the final five minutes) and registering three assists.

BRAD WANAMAKER


- Played on a USA Junior All-Star team that traveled Europe with Pitt teammate DeJuan Blair.
- Has a twin brother Brian, who played on his high school and AAU teams.
- Invited to compete for a roster spot on the 2007 USA Basketball Under-19 World Championship team during last summer.
- Pitt senior Mike Cook played in his AAU program, Positive Image.
- Philadelphia Inquirer and Philadelphia Daily News Player of the Year in 2007.
- Twin brother Brian is a freshman guard at Central Connecticut State in the Northeast Conference.

SAM YOUNG

- Plays the piano. He took a piano class during his freshman season at Pitt. He was also featured while playing the piano on ESPN during Pitt’s game at Syracuse in 2007.
- Named the 2004-05 National Prep School Player of the Year by Scout.com.
- Has drawn comparisons to Villanova forward Curtis Sumpter because of his size and playing style.
- Favorite sports figure is Michael Jordan and also sports his number 23.
- Interested in gymnastics because of his natural ability. When Young was visiting Pitt on his recruiting trip, the coaches took him on a tour of the athletic facilities. When he saw the gymnastics equipment, he started doing several tricks and backflips.
- Also performed a gymnastics routine for ESPN prior to a game in 2005-06.
- Prior to his senior season at Friendly H.S., promised his coach that he would do back flips if his team won the state title, then held true on his promise after he led the team to the championship.
- Owns a 35-inch vertical leap.

AUSTIN WALLACE

- Leads Pitt in its pre-game warmup before the team heads to the bench for pre-game introductions. Wallace gets in the center of Pitt’s circle and pumps up the Panthers.
- Nickname is “A-Wall.”
- LaSalle Academy product of the Bronx, N.Y. LaSalle has also produced several notable athletes including Sacramento Kings forward Ron Artest, former Milwaukee Bucks guard Shamgod Wells and former Pittsburgh Pirates pitcher John Candelaria, who is the school’s all-time leading scorer in basketball.
- Played on same AAU team as current Pitt guards LeVance Fields and Ronald Ramon.



I • KEITH BENJAMIN

GUARD • 6-2 • 190 • SR • 3L • MOUNT VERNON, N.Y./MOUNT VERNON H.S.

CAREER

- Played in 93 career games with four starts

2007-08

- Has seen action in all seven games off the bench.
- Reached double figure scoring in two games.
- Hit two 3-pointers off the bench and scored six points in 19 minutes vs. Toledo, 12/1.
- Scored a career-high 17 points (6-8 FG), hit 3-4 3-point field goals and finished with three steals vs. Buffalo, 11/23.
- Scored seven points in 16 minutes vs. Mississippi Valley State, 11/15.
- Tied or set career-highs for points (16), field goals made (6), field goal attempts (11), 3-pointers made (4), 3-pointers attempted (8) vs. Houston Baptist, 11/9.

CAREER HIGHS

Points: 17, Buffalo, 11/23/07.
 FG made: 6, three times- Buffalo, 11/23/07; Houston Baptist, 11/9/07; at Providence, 2/15/06.
 FG attempts: 11, Houston Baptist, 11/9/07.
 3FG Made: 4, Houston Baptist, 11/9/07.
 3FG attempts: 8, Houston Baptist, 11/9/07.
 FT made: 3, two times- at St. John's 1/21/06; Cincinnati, 2/12/06.
 FT attempts: 4, two times- at St. John's, 1/21/06; DePaul, 1/12/06.
 Rebounds: 6, two times- vs. Georgetown, 3/10/07; Syracuse, 1/23/06.
 Off. Rebs.: 2, 11 times.
 Def. Rebs.: 5, Syracuse, 1/23/06.
 Assists: 4, Maine 11/26/05.
 Steals: 3, two times- Buffalo, 11/23/07; Northeastern, 11/17/06.
 Blocks: 1, six times.
 Minutes: 28, Rutgers, 1/18/06.

CAREER NUMBERS

Double-Doubles: 0
 Points-Rebounds: 0
 Points-Assists: 0
 20+ point games: 0
 10+ point games: 9
 10+ assist games: 0
 10+ rebound games: 0
 5+ rebound games: 5
 5+ assist games: 0
 30+ minute games: 0
 40+ minute games: 0

2007-08 SEASON HIGHS

Points: 17, Buffalo, 11/23.
 Rebounds: 4, Houston Baptist, 11/9.
 Assists: 3, Mississippi Valley State, 11/15.
 Steals: 3, Buffalo, 11/23.
 Blocks: 0
 Minutes: 21, Houston Baptist, 11/9.


KEITH BENJAMIN'S CAREER STATISTICS

OVERALL STATISTICS

SEASON	TEAM	GP-GS	MIN	TOTAL		3-POINTERS		FT-FTA		REBOUNDS				PF-FO	Δ	TO	BLK	ST	PTS-AVG					
				FG-FGA	PCT	FG-FGA	PCT	FT-FTA	PCT	OFF-DEF	TOT-AVG													
2004-05	Pitt	18-0	182	17	47	.362	4	15	.267	2	5	.400	8	25	33	1.8	14	0	9	16	1	7	40	2.2
2005-06	Pitt	31-4	469	55	128	.430	14	36	.389	19	32	.594	30	59	89	2.9	33	0	30	19	4	10	143	4.6
2006-07	Pitt	37-0	419	50	119	.420	12	47	.255	11	23	.478	14	42	56	1.5	34	0	28	22	1	12	123	3.3
2007-08	Pitt	7-0	126	20	45	.444	11	28	.393	3	3	1.000	1	11	12	1.7	7	0	11	7	0	7	54	7.7
	Career	93-4	1196	142	339	.419	41	126	.325	35	63	.556	53	137	190	2.0	88	0	78	64	6	36	3360	3.9

BIG EAST STATISTICS

SEASON	TEAM	GP-GS	MIN	TOTAL		3-POINTERS		FT-FTA		REBOUNDS				PF-FO	Δ	TO	BLK	ST	PTS-AVG					
				FG-FGA	PCT	FG-FGA	PCT	FT-FTA	PCT	OFF-DEF	TOT-AVG													
2004-05	Pitt	9-0	91	6	18	.333	3	9	.333	2	5	.400	3	11	14	1.6	7	0	6	10	1	4	17	1.9
2005-06	Pitt	16-0	241	33	66	.500	8	17	.471	13	22	.591	14	31	45	2.8	16	0	15	8	1	5	87	5.4
2006-07	Pitt	16-0	184	21	53	.396	6	23	.261	4	9	.444	4	16	20	1.3	14	0	14	8	0	5	52	3.3
	Career	41-0	516	60	137	.438	17	49	.347	19	38	.500	21	58	79	1.9	37	0	35	26	2	14	156	3.8



31 • MIKE COOK

GUARD/FORWARD • 6-4 • 215 • SR • IL • PHILADELPHIA, PA./EAST CAROLINA/FRIENDS CENTRAL H.S.

CAREER

- Started 44 consecutive games.
- In four-year collegiate career at both East Carolina and Pitt, has totaled 1,161 points (11.7 ppg.) and 284 assists (2.9 apg.) in 99 games.
- Transferred from East Carolina following the 2004-05 season and sat out due to NCAA transfer rules in 2005-06.

2007-08

- Started all seven games at small forward.
- Reached double figure scoring in four games.
- Finished with 11 points (4-4 FG) and six assists in 24 minutes vs. Boston U., 11/27.
- Scored eight points, pulled down five rebounds vs. Buffalo, 11/23.
- Scored 13 points (4-6 FG) with a 3-pointer and five assists vs. North Carolina A&T, 11/10.
- Finished with 13 points (5-12 FG) with six rebounds and three steals vs. Houston Baptist, 11/9.

***CAREER HIGHS**

Points: 24, vs. South Carolina, 12/20/04.
 FG made: 10, at Charlotte, 1/8/05.
 FG attempts: 25, at Western Carolina, 12/7/04.
 3FG Made: 3, two times- Florida A&M, 12/30/06; vs. South Carolina, 12/20/04.
 3FG attempts: 9, at Western Carolina, 12/7/04.
 FT made: 10, vs. Pepperdine, 11/17/04.
 FT attempts: 14, vs. Pepperdine, 11/17/04.
 Rebounds: 9, vs. Belmont-Abbey, 11/28/04.
 Off. Rebs.: 5, at Cincinnati, 1/28/04.
 Def. Rebs.: 8, vs. Belmont-Abbey, 11/28/04.
 Assists: 12, vs. Belmont-Abbey, 11/28/04.
 Steals: 3, two times- Houston Baptist, 11/9/07; vs. Charlotte, 2/7/04.
 Blocks: 1, six times.
 Minutes: 43, vs. Marquette, 2/12/05.

***CAREER NUMBERS**

Double-Doubles: 0
 Points-Rebounds: 0
 Points-Assists: 0
 20+ point games: 0
 10+ point games: 25
 10+ assist games: 0
 10+ rebound games: 0
 5+ rebound games: 10
 5+ assist games: 6
 30+ minute games: 8
 40+ minute games: 1
**Pitt career only*

2007-08 SEASON HIGHS

Points: 14, Toledo, 12/1.
 Rebounds: 6, Houston Baptist, 11/9.
 Assists: 6, Boston U., 11/27.
 Steals: 3, Houston Baptist, 11/9.
 Blocks: 1, two times.
 Minutes: 27, NCAT, 11/10.
**Combining his career at East Carolina and Pitt.*

MIKE COOK'S CAREER STATISTICS

OVERALL STATISTICS

SEASON	TEAM	GP-GS	MIN	TOTAL			3-POINTERS			REBOUNDS				PF-FO	A	TO	BLK	ST	PTS-AVG					
				FG-FGA	PCT	FT-FTA	PCT	FG-FGA	PCT	FT-FTA	PCT	OFF-DEF	TOT-AVG											
2003-04	East Carolina	27-14	700	106	252	.421	8	41	.195	62	95	.653	29	65	94	3.5	55	3	85	80	2	18	282	10.4
2004-05	East Carolina	28-25	925	157	424	.370	30	95	.316	77	106	.726	29	83	112	4.0	59	1	84	111	5	24	421	15.0
	<i>ECU Career*</i>	<i>55-39</i>	<i>1625</i>	<i>263</i>	<i>676</i>	<i>.389</i>	<i>38</i>	<i>136</i>	<i>.279</i>	<i>139</i>	<i>201</i>	<i>.692</i>	<i>58</i>	<i>148</i>	<i>206</i>	<i>3.8</i>	<i>114</i>	<i>4</i>	<i>169</i>	<i>191</i>	<i>7</i>	<i>42</i>	<i>703</i>	<i>12.8</i>
2006-07	Pitt	37-37	940	138	277	.498	22	46	.478	89	129	.690	44	81	125	3.4	62	1	95	63	2	22	387	10.5
	Pitt	7-7	160	25	56	.446	5	16	.313	16	19	.842	5	15	20	2.9	8	0	20	6	2	4	71	10.1
	Pitt Career	44-44	1100	163	333	.489	27	62	.435	105	148	.709	49	96	145	3.3	70	1	115	69	4	26	458	10.4

BIG EAST STATISTICS

SEASON	TEAM	GP-GS	MIN	TOTAL			3-POINTERS			REBOUNDS				PF-FO	A	TO	BLK	ST	PTS-AVG					
				FG-FGA	PCT	FT-FTA	PCT	FG-FGA	PCT	FT-FTA	PCT	OFF-DEF	TOT-AVG											
2006-07	Pitt	16-16	413	50	111	.450	8	19	.421	30	44	.682	16	32	48	3.0	32	1	46	30	1	6	138	8.6
	Career	16-16	413	50	111	.450	8	19	.421	30	44	.682	16	32	48	3.0	32	1	46	30	1	6	138	8.6



4 • RONALD RAMON

GUARD • 6-1 • 185 • SR • 3L • BRONX, N.Y./ALL HALLOWS

CAREER

- Played in 105 games with 40 starts.
- Has hit 11 consecutive free throws dating back to Marquette, 3/8/07.

2007-08

- Started all seven games at off guard.
- Tied a career-high with a 5-5 3-point performance, scored a season-high 15 points in 22 minutes vs. Boston U., 11/27.
- Scored 12 points on 4-5 3FG shooting vs. North Carolina A&T, 11/10.
- Started first career contest in 37 consecutive games in season opener vs. Houston Baptist, 11/9.

CAREER NUMBERS

Double-Doubles:	0
Points-Rebounds:	0
Points-Assists:	0
20+ point games:	2
10+ point games:	38
10+ assist games:	0
10+ rebound games:	0
5+ rebound games:	3
5+ assist games:	9
30+ minute games:	21
40+ minute games:	0

CAREER HIGHS

Points: 21, two times- Marquette, 1/21/07; at Rutgers, 1/8/05.
 FG made: 7, at Rutgers, 1/8/05.
 FG attempts: 14, at Wisconsin, 12/16/06.
 3FG Made: 5, three times- Boston, U, 11/27/07; vs. Western Michigan, 11/12/06; at Rutgers, 1/8/05.
 3FG attempts: 10, two times, Florida A&M, 12/30/06; at Wisconsin, 12/16/06.
 FT made: 7, two times- Marquette, 1/21/07; Rutgers, 1/18/06.
 FT attempts: 8, Marquette, 1/21/07.
 Rebounds: 7, vs. Wright State, 3/15/07.
 Off. Rebs.: 2, Howard, 11/20/04.
 Def. Rebs.: 6, vs. Wright State, 3/15/07.
 Assists: 8, Auburn, 12/4/05.
 Steals: 5, at St. John's, 1/18/05.
 Blocks: 1, two times.
 Minutes: 35, five times- at Connecticut, 1/22/05; at Rutgers, 1/8/05; Richmond, 12/23/04; Notre Dame, 1/4/06; West Virginia, 2/9/06.

2007-08 SEASON HIGHS

Points: 15, Boston U., 11/27.
 Rebounds: 3, two times- Boston U., 11/27; Mississippi Valley State, 11/15.
 Assists: 4, Houston Baptist, 11/10.
 Steals: 2, Boston U., 11/27.
 Blocks: 0.
 Minutes: 27, Saint Louis, 11/11.

RONALD RAMON'S CAREER STATISTICS

OVERALL STATISTICS

SEASON	TEAM	GP-GS	MIN	TOTAL		3-POINTERS		FT-FTA		REBOUNDS			PF-FO	Δ	TO	BLK	ST	PTS-AVG						
				FG-FGA	PCT	FG-FGA	PCT	FT-FTA	PCT	OFF-DEF	TOT-AVG													
2004-05	Pitt	28-4	732	62	171	.363	43	128	.336	24	31	.774	11	36	47	1.7	58	1	52	23	0	24	191	6.8
2005-06	Pitt	33-29	822	81	175	.463	49	118	.415	54	65	.831	7	39	46	1.4	60	0	73	34	1	22	265	8.0
2006-07	Pitt	37-0	884	97	209	.464	74	164	.451	59	68	.868	6	60	66	1.8	73	0	81	58	3	20	327	8.8
2007-08	Pitt	7-7	156	19	46	.413	13	32	.406	4	4	1.000	5	10	15	2.1	9	0	15	5	0	2	55	7.9
	Career	105-40	2594	259	601	.431	179	442	.405	141	168	.839	29	145	174	1.7	200	1	221	120	4	68	838	8.0

BIG EAST STATISTICS

SEASON	TEAM	GP-GS	MIN	TOTAL		3-POINTERS		FT-FTA		REBOUNDS			PF-FO	Δ	TO	BLK	ST	PTS-AVG						
				FG-FGA	PCT	FG-FGA	PCT	FT-FTA	PCT	OFF-DEF	TOT-AVG													
2004-05	Pitt	15-0	410	34	91	.374	23	66	.348	17	23	.739	4	24	28	1.9	33	0	30	14	0	16	108	7.2
2005-06	Pitt	16-16	425	47	91	.516	32	63	.508	26	33	.788	5	21	26	1.6	28	0	35	22	0	9	152	9.5
2006-07	Pitt	16-0	393	40	86	.465	30	67	.448	38	43	.884	2	24	26	1.6	28	0	30	16	1	7	148	9.3
	Career	47-16	1228	121	268	.451	85	129	.426	81	99	.818	13	69	82	1.7	61	0	89	52	0	32	408	8.7



5 • TYRELL BIGGS

FORWARD • 6-8 • 240 • JR • 2L • NANUET, N.Y./DON BOSCO PREP (N.J.)

2007-08

- Played in all seven games with one start.
- Set career-highs for rebounds (11), offensive rebounds (five) and defensive rebounds (six) and scored six points in 24 minutes of first career start vs. Toledo, 12/1.
- Finished with a career-high two blocks, six points (3-3 FG) in 19 minutes vs. Boston U., 11/27.
- Scored a career-high 12 points (4-5 FG) with four rebounds in a career-high 26 minutes played vs. Buffalo, 11/23.
- Scored 10 points (5-8 FG) with four rebounds in 22 minutes vs. Mississippi Valley State, 11/15.
- Played 23 minutes, scored six points and pulled down five rebounds vs. North Carolina A&T, 11/10.

CAREER HIGHS

Points: 12, Buffalo, 11/23/07.
 FG made: 5, four times-
 Mississippi Valley State, 11/15/07; Florida State, 11/24/06;
 Massachusetts, 11/18/06; vs.
 Western Michigan, 11/12/06.
 FG attempts: 8, Mississippi Valley State, 11/15/07.
 3FG made: 1, four times.
 3FG attempts: 3, USE, 1/7/07.
 FT made: 4, two times- Buffalo, 11/23/07; Louisville, 2/12/07.
 FT attempts: 6, Buffalo, 11/23/07.
 Rebounds: 11, Toledo, 12/1/07.
 Off. Rebs.: 5, Toledo, 12/1/07.
 Def. Rebs.: 6, Toledo, 12/1/07.
 Assists: 3, Houston Baptist, 11/9/07.
 Steals: 2, Florida State, 11/24/06.
 Blocks: 2, three times- Boston U., 11/27/07; Duquesne, 12/6/06;
 Wisconsin, 12/31/05.
 Minutes: 26, Buffalo, 11/23/07.

2007-08 SEASON HIGHS

Points: 12, Buffalo, 11/23.
 Rebounds: 11, Toledo, 12/1.
 Assists: 3, Houston Baptist, 11/9.
 Steals: 1, two times.
 Blocks: 2, Boston U., 11/27.
 Minutes: 26, Buffalo, 11/23.

TYRELL BIGGS' CAREER STATISTICS

OVERALL STATISTICS

SEASON	TEAM	GP-GS	MIN	TOTAL		3-POINTERS			REBOUNDS				PF-FO	Δ	TO	BLK	ST	PTS-AVG						
				FG-FGA	PCT	FG-FGA	PCT	FT-FTA	PCT	OFF-DEF	TOT-AVG													
2005-06	Pitt	31-0	254	23	59	.390	0	0	.000	10	13	.769	15	20	35	1.1	29	0	4	13	8	3	56	1.8
2006-07	Pitt	37-0	415	49	98	.500	4	15	.267	18	28	.643	22	46	68	1.8	55	1	24	17	5	8	120	3.2
2007-08	Pitt	7-1	149	21	40	.525	0	2	.000	8	13	.615	18	14	32	4.6	15	0	8	7	3	3	50	7.1
	Career	75-1	818	93	197	.472	4	17	.235	36	54	.667	55	80	135	1.8	99	1	36	37	16	14	226	3.0

BIG EAST STATISTICS

SEASON	TEAM	GP-GS	MIN	TOTAL		3-POINTERS			REBOUNDS				PF-FO	Δ	TO	BLK	ST	PTS-AVG						
				FG-FGA	PCT	FG-FGA	PCT	FT-FTA	PCT	OFF-DEF	TOT-AVG													
2005-06	Pitt	16-0	96	7	26	.269	0	0	.000	8	10	.800	8	10	18	1.1	12	0	2	4	1	0	22	1.4
2006-07	Pitt	16-0	139	16	34	.471	3	8	.375	8	14	.571	9	15	24	1.5	23	1	7	9	1	1	43	2.7
	Career	32-0	235	23	60	.383	3	8	.375	16	24	.667	17	25	42	1.3	35	1	9	13	2	1	65	2.0



2 • LEVANCE FIELDS

GUARD • 5-10 • 190 • JR • 2L • BROOKLYN, N.Y./XAVIERIAN

CAREER

- Started 44 consecutive games.

2007-08

- Started all seven contests at point guard.
- Has an outstanding assist:turnover ratio of 6.29 (44 assists, seven turnovers).
- Finished with a career-high tying nine assists and five rebounds in 30 minutes vs. Toledo, 12/1.
- Scored 11 points (5-7 FG) with eight assists in 24 minutes vs. Boston U., 11/27.
- Scored 15 points (6-10 FG)

with seven assists and five rebounds in 22 minutes vs. Buffalo, 11/23.

- Earned Hispanic College Fund Challenge All-Tournament honors after averaging 9.7 points, 3.7 rebounds, 5.7 assists and finishing with a 4.25 assist:turnover ratio.
- Scored 16 points on 7-10 FG shooting, dished out six assists and grabbed four rebounds vs. Saint Louis, 11/11.
- Finished with five assists and no turnovers vs. North Carolina A&T, 11/10.
- Finished with six assists and five rebounds in season opener vs. Houston Baptist, 11/9.

CAREER HIGHS

Points: 24, at Syracuse, 1/4/07.
 FG made: 9, at Syracuse, 1/4/07.
 FG attempts: 15, at Syracuse, 1/4/07.
 3FG Made: 6, at Cincinnati, 1/24/07.
 3FG attempts: 8, at Marquette, 3/3/07.
 FT made: 8, two times- Washington, 2/17/07; Notre Dame, 1/4/06.
 FT attempts: 14, Notre Dame, 1/4/06.
 Rebounds: 9, at Marquette, 3/3/07.
 Off. Rebs.: 3, two times- vs. Bradley, 3/19/06; Cincinnati, 2/12/06.
 Def. Rebs.: 8, at Auburn, 12/3/06.
 Assists: 9, three times- Toledo, 12/1/07; vs. Wright State, 3/15/07; vs. Western Michigan, 11/12/06.
 Blocks: 1, two times.
 Steals: 4, at Syracuse, 1/4/07.
 Minutes: 41, vs. Oklahoma State, 12/21/06.

CAREER NUMBERS

Double-Doubles:	0
Points-Rebounds:	0
Points-Assists:	0
20+ point games:	2
10+ point games:	31
10+ assist games:	0
10+ rebound games:	0
5+ rebound games:	14
5+ assist games:	28
30+ minute games:	27
40+ minute games:	1

2007-08 SEASON HIGHS

Points: 16, Saint Louis, 11/11.
 Rebounds: 5, two times- MSVU, 11/15; Houston Baptist, 11/9.
 Assists: 9, Toledo, 12/1.
 Steals: 3, Houston Baptist, 11/9.
 Blocks: 0.
 Minutes: 34, Saint Louis, 11/11.


LEVANCE FIELDS' CAREER STATISTICS

OVERALL STATISTICS

SEASON	TEAM	GP-GS	MIN	TOTAL			3-POINTERS			REBOUNDS				PF-FQ	Δ	TQ	BLK	ST	PTS-AVG					
				FG-FGA	PCT	PCT	FG-FGA	PCT	FT-FTA	PCT	OFF-DEF	TOT-AVG												
2005-06	Pitt	33-4	715	77	157	.490	32	74	.432	38	57	.667	15	53	68	21	27	0	73	37	1	26	224	6.8
2006-07	Pitt	37-37	1094	112	272	.412	52	146	.356	63	83	.759	19	115	134	3.6	49	2	169	70	1	39	339	9.2
2007-08	Pitt	7-7	180	24	61	.393	7	28	.250	7	11	.636	5	23	28	4.0	3	0	44	7	0	10	62	8.9
	Career	77-48	1989	213	490	.435	91	248	.367	108	151	.715	39	191	230	3.0	79	2	286	114	2	75	625	8.1

BIG EAST STATISTICS

SEASON	TEAM	GP-GS	MIN	TOTAL			3-POINTERS			REBOUNDS				PF-FQ	Δ	TQ	BLK	ST	PTS-AVG					
				FG-FGA	PCT	PCT	FG-FGA	PCT	FT-FTA	PCT	OFF-DEF	TOT-AVG												
2005-06	Pitt	16-0	331	33	72	.458	12	36	.333	18	28	.643	5	23	28	1.8	17	0	34	19	0	14	96	6.0
2006-07	Pitt	16-16	489	53	121	.438	26	69	.377	31	40	.775	10	48	58	3.6	27	2	65	31	1	17	163	10.2
	Career	32-0	820	86	193	.446	38	105	.362	49	68	.720	15	71	86	2.7	44	2	99	50	1	31	259	8.1



23 • SAM YOUNG

FORWARD • 6-6 • 215 • JR • 2L • CLINTON, MD./HARGRAVE MILITARY ACADEMY/FRIENDLY H.S.

CAREER

- Played in 77 career games with 12 starts.
- Reached double figure scoring in 15 of his last 18 games played.

2007-08

- Started all seven contests at power forward.
- Has three double-doubles on year.
- Reached double figure scoring in all seven games and double figure rebounding in three.
- Registered third double-double of the year with 17 points (7-14 FG) and a career-high tying 12 rebounds in 30 minutes vs. Toledo, 12/1.
- Scored 14 points (5-8 FG) with four rebounds and two steals vs. Boston U., 11/27.
- Scored 20 points (8-11 FG) with eight rebounds and career-highs of four steals and three blocks vs. Buffalo, 11/23.
- Named the Big East Player of the Week (Nov. 19) after averaging 18.8 points, 9.8 rebounds and shooting 65.2 percent (30-46) from the floor.
- Led Pitt with his fourth career double-double (17 points, 6-9 FG) and a career-high tying 12 rebounds in only 23 minutes vs. Mississippi Valley State, 11/15.
- Earned Hispanic College Fund Challenge Tournament Most Valuable Player honors after he averaged 19.3 points, 9.0 rebounds, shot .649 (24-37) from the floor, and .556 (5-9) from 3-point range in the three contests.
- Scored 12 points and grabbed seven rebounds in a career-high 32 minutes vs. Saint Louis, 11/11.
- Finished with his third career double-double performance with a career-high 24 points and 11 rebounds and set or tied career-highs for points (24), field goals made (10), 3-pointers made (4) steals vs. North Carolina A&T, 11/10.
- Scored 22 points (10-15 FG) with nine rebounds in 22 minutes of season opener vs. Houston Baptist, 11/9.

CAREER HIGHS

Points: 24, North Carolina A&T, 11/10/07.
 FG made: 10, three times- North Carolina A&T, 11/10/07; Houston Baptist, 11/9/07; at West Virginia, 2/7/07.
 FG attempts: 15, Houston Baptist, 11/9/07.
 3FG Made: 4, North Carolina A&T, 11/10/07.
 3FG attempts: 6, North Carolina A&T, 11/10/07.
 FT made: 7 two times- vs. VCU, 3/17/07; vs. Marquette, 3/8/07.
 FT attempts: 12, vs. VCU, 3/17/07.
 Rebounds: 12, three times- Toledo, 12/1/07; Mississippi Valley State, 11/15/07; vs. Notre Dame, 1/4/06.
 Off. Rebs.: 6, at South Carolina, 12/28/05.
 Def. Rebs.: 9, vs. Notre Dame, 1/4/06.
 Assists: 3, two times- vs. Oklahoma State, 12/21/06; Northeastern, 11/18/06.
 Steals: 4, two times- Buffalo, 11/23/07; North Carolina A&T, 11/10/07.
 Blocks: 3, Buffalo, 11/23/07.
 Minutes: 32, Saint Louis, 11/11/07.

CAREER NUMBERS

Double-Doubles:	5
Points-Rebounds:	5
Points-Assists:	0
20+ point games:	4
10+ point games:	35
10+ assist games:	0
10+ rebound games:	5
5+ rebound games:	30
5+ assist games:	0
30+ minute games:	6
40+ minute games:	0

2007-08 SEASON HIGHS

Points: 24, NCAT, 11/10.
 Rebounds: 12, Toledo, 12/1; MSVU, 11/15.
 Assists: 2, Buffalo, 11/23.
 Steals: 4, two times- Buffalo, 11/23; NCAT, 11/10.
 Blocks: 3, Buffalo, 11/23.
 Minutes: 32, Saint Louis, 11/11.

SAM YOUNG'S CAREER STATISTICS

OVERALL STATISTICS

SEASON	TEAM	GP-GS	MIN	TOTAL			3-POINTERS			REBOUNDS				PF-FO	A	TO	BLK	ST	PTS-AVG					
				FG-FGA	PCT	FT-FTA	PCT	FG-FGA	PCT	FT-FTA	PCT	OFF-DEF	TOT-AVG											
2005-06	Pitt	33-3	672	98	188	.521	4	21	.190	61	88	.693	59	85	144	44	45	0	28	50	20	22	261	7.9
2006-07	Pitt	37-2	637	103	225	.458	13	42	.310	46	77	.597	47	64	111	30	60	1	25	42	17	21	265	7.2
2007-08	Pitt	7-7	187	50	79	.633	9	16	.563	17	23	.739	19	44	63	90	12	0	5	16	7	12	126	18.0
	Career	77-12	1496	251	492	.510	26	79	.329	124	188	.660	125	193	318	41	117	1	58	108	44	55	652	8.5

BIG EAST STATISTICS

SEASON	TEAM	GP-GS	MIN	TOTAL			3-POINTERS			REBOUNDS				PF-FO	A	TO	BLK	ST	PTS-AVG					
				FG-FGA	PCT	FT-FTA	PCT	FG-FGA	PCT	FT-FTA	PCT	OFF-DEF	TOT-AVG											
2005-06	Pitt	16-0	322	43	91	.473	1	10	.100	36	54	.667	30	45	75	47	15	0	10	21	9	6	123	7.7
2006-07	Pitt	16-2	282	41	95	.432	7	18	.389	12	21	.571	21	29	50	31	23	0	9	20	7	9	101	6.3
	Career	32-2	604	84	186	.452	8	28	.286	48	75	.640	51	74	125	39	38	0	19	41	16	15	224	7.0



50 • CASSIN DIGGS

CENTER • 6-10 • 270 • JR • TR • WILLIAMSPORT, PA./CLOUD COUNTY C.C./BRIDGTON ACADEMY (MASS.)

2007-08

- Played in all seven games on season.
- Grabbed four rebounds (all offensive) in seven minutes vs. Boston U., 11/27.
- Finished with four points (2-2 FG) and three rebounds in 12 minutes vs. Mississippi Valley State, 11/15.
- Scored six points (3-3 FG) with four rebounds in nine minutes off the bench vs. North Carolina A&T, 11/10.
- Scored four points (2-3 FG) with four rebounds in 17 minutes in career debut vs. Houston Baptist, 11/9.

CAREER HIGHS

Points: 6, North Carolina A&T, 11/10/07.
 FG made: 3, North Carolina A&T, 11/10/07.
 FG attempts: 3, North Carolina A&T, 11/10/07.
 3FG Made: 0.
 3FG attempts: 0.
 FT made: 0.
 FT attempts: 2, Saint Louis, 11/11/07.
 Rebounds: 4, three times- Boston, U, 11/27/07; North Carolina A&T, 11/10/07; Houston Baptist, 11/9/07.
 Off. Rebs.: 4, Boston U, 11/27/07.
 Def. Rebs.: 1 two times.
 Assists: 1, Houston Baptist, 11/9/07.
 Steals: 0.
 Blocks: 1, two times.
 Minutes: 17, Houston Baptist, 11/9/07.



22 • BRAD WANAMAKER


GUARD • 6-4 • 200 • FR • HS • PHILADELPHIA, PA./ROMAN CATHOLIC H.S.

2007-08

- Played in all seven games off the bench at guard.
- Finished with six points (3-5 FG) in eight minutes vs. Toledo, 12/1.
- Scored seven points (3-5 FG) with four assists in 17 minutes vs. Mississippi Valley State, 11/15.
- Finished with four points, three assists in 12 minutes vs. North Carolina A&T, 11/10.
- Dished out eight assists, scored four points and grabbed four rebounds in 19 minutes of career debut vs. Houston Baptist, 11/9. The eight assists rank as the second highest total in a freshman debut game since Sean Miller dished out 10 assists on Nov. 28, 1987.

CAREER HIGHS

Points: 7, Mississippi Valley State, 11/15/07.
 FG made: 3, two times- Toledo, 12/1/07; Mississippi Valley State, 11/15/07.
 FG attempts: 6, Houston Baptist, 11/9.
 3FG Made: 1, MSVU, 11/15/07.
 3FG attempts: 2, three times..
 FT made: 2, Houston Baptist, 11/9/07.
 FT attempts: 3, Houston Baptist, 11/9/07.
 Rebounds: 4, Houston Baptist, 11/9/07.
 Off. Rebs.: 1, two times.
 Def. Rebs.: 3, Houston Baptist, 11/9/07.
 Assists: 8, Houston Baptist, 11/9/07.
 Steals: 2, two times- Buffalo, 11/23/07; North Carolina A&T, 11/10/07.
 Blocks: 0.
 Minutes: 19, Houston Baptist, 11/9/07.




52 • GARY MCGHEE

CENTER • 6-10 • 255 • FR • HS • ANDERSON, IND./HIGHLAND SENIOR H.S.

2007-08

- Played in four games and 20 minutes on season.
- Scored first career field goal with three rebounds in four minutes vs. Boston U., 11/27.
- Grabbed three rebounds in nine minutes vs. Mississippi Valley State, 11/15.
- Saw action in four minutes with one offensive rebound in career debut vs. North Carolina A&T, 11/10.



40 • MAURICE POLEN


FORWARD • 6-5 • 245 • JR* • IL • PHILADELPHIA, PA./WEST PHILADELPHIA

CAREER

- Walk-on who has seen action in 15 career games.
- Senior academically.

2007-08

- Has seen action in four games.
- Saw action in two minutes with two rebounds vs. Buffalo, 11/23.
- Played two minutes vs. Mississippi Valley State, 11/15.
- Played two minutes vs. Houston Baptist, 11/9.



0 • AUSTIN WALLACE

CENTER • 6-9 • 230 • FR • RS • BRONX, N.Y./LASALLE ACADEMY

CAREER

- Redshirted the 2006-07 season.

2007-08

- Has seen action in four games.
- Played four minutes vs. Buffalo, 11/23.
- Scored two points in four minutes vs. Mississippi Valley State, 11/15.
- Grabbed two rebounds, made a steal in three minutes of career debut vs. Houston Baptist, 11/9.

No. 22 PITT 103, HOUSTON BAPTIST 62

November 9, 2007 • Petersen Events Center • Pittsburgh, Pa.

Pitt jumped out to a 13-0 lead from the opening tip to register its first win in the Hispanic College Fund Challenge and 11th consecutive win on opening day...Pitt's 59 rebounds set a school record...DeJuan Blair made his first career start and became the first Pitt freshman to start on opening day since Ronald Ramon on Nov. 11, 2004...Blair's double-double represents the first double-double in a debut game since Sean Miller accomplished the feat on Nov. 28, 1987...His 20 points and 14 rebounds both ranked second among Pitt freshman debut totals: Ricardo Greer (21 points in 1997) and Sam Cancy (16 rebounds in 1977) remain the records...Keith Benjamin's 16 points tied a career-high...Pitt set or tied several Petersen Events Center records: points (103), field goals made (42), field goal attempts (92), 3-point attempts (34), assists (31), steals (16)...Pitt is 67-33 in season openers.

HOUSTON BAPTIST 62 (1-2)

Player	tot-fg		3-pt		rebounds					pf	tp	a	to	blk	s	min
	fg	fga	fg	fga	of	dc	tot									
JUDGE, Demetrus-f	1	2	0	0	1	2	3	1	2	0	3	0	0	21		
PATEL, Timur-f	4	8	0	0	2	0	3	3	2	9	0	5	2	0	24	
MORRIS, Sean-g	2	9	1	4	3	2	7	9	1	8	3	1	0	2	24	
SAULS, Baron-g	5	12	1	3	2	2	2	2	0	13	5	4	0	2	31	
PUZYK, Andrew-g	3	10	1	5	1	1	0	1	0	8	1	1	0	0	21	
ATANG, Joe	0	1	0	0	0	0	0	0	1	0	1	0	0	0	4	
HINNEKAMP, Fred	0	1	0	0	4	0	0	0	1	4	0	0	0	0	8	
SANDERS, Jimmy	0	1	0	1	0	1	0	2	2	1	0	0	0	0	1	8
HAVARD, Jeremy	2	4	0	1	0	0	1	1	4	4	0	3	0	0	13	
AMEND, Kevin	3	4	2	2	0	0	1	1	1	8	0	3	0	0	17	
SDMON, Ricky	1	4	1	3	0	0	1	1	3	3	1	1	0	0	15	
POJAH, Jeremiah	0	2	0	0	0	0	1	1	1	0	0	0	0	0	6	
DILLON, Andy	1	3	0	1	1	1	1	2	0	3	1	1	0	0	8	
TEAM					2	4	6									
Totals.....	22	61	6	20	12	14	8	24	32	16	62	12	22	3	5	200

Percentages: FG%: 36.1%; 3FG%: 30.0%; FT%: 85.7%.

PITT (1-0)

Player	tot-fg		3-pt		rebounds					pf	tp	a	to	blk	s	min
	fg	fga	fg	fga	of	dc	tot									
YOUNG, Sam-f	10	15	0	0	2	2	4	6	9	0	22	1	2	0	1	22
COOK, Mike-f	5	12	1	3	2	2	4	6	0	13	2	1	0	3	20	
BLAIR, DeJuan-f	9	11	0	0	2	2	10	4	14	1	20	2	1	1	4	19
FIELDS, LeVance-g	2	9	2	8	0	0	5	5	1	6	6	2	0	3	20	
RAMON, Ronald-g	3	11	2	8	0	0	1	1	2	2	8	4	1	0	0	17
WALLACE, Austin	0	2	0	0	0	0	2	0	2	1	0	0	0	0	1	3
BENJAMIN, Keith	6	11	4	8	0	0	1	4	5	1	16	2	3	0	1	21
BIGGS, Tyrell	2	5	0	0	1	3	2	1	3	3	5	3	0	0	1	18
BROWN, Gilbert	1	6	0	4	0	0	2	2	4	2	2	2	0	1	1	20
WANAMAKER, Brad	1	6	0	2	2	3	1	3	4	2	4	8	2	0	1	19
FRYE, Tim	1	1	1	1	0	0	0	0	0	0	3	0	0	0	0	2
POLLEN, Maurice	0	0	0	0	0	0	0	0	0	0	0	0	0	0	0	2
DIGGS, Cassin	2	3	0	0	0	0	3	1	4	3	4	1	1	1	0	17
TEAM					0	1										
Totals.....	42	92	10	34	9	12	27	32	59	16	103	31	13	3	16	200

Percentages: FG%: 45.7%; 3FG%: 29.4%; FT%: 75.0%.

Officials: Pat Driscoll (R), Jeff Clark, Michael Stephens; Technical fouls: None. Attendance: 9072

Score by Periods	1st	2nd	Total
Houston Baptist	21	41	62
Pitt	48	55	103

3

No. 22 PITT 69, SAINT LOUIS 58

November 11, 2007 • Petersen Events Center • Pittsburgh, Pa.

Pitt captured the Hispanic College Fund Challenge title...Pitt led for the full 40 minutes with its largest lead of 15 points (59-44) with 4:50 to go...An 8-0 run midway through the second half keyed by a Gilbert Brown 3-pointer and two DeJuan Blair jumpers...Sam Young was named Tournament MVP while DeJuan Blair and LeVance Fields earned all-tournament honors...Pitt began a season at 3-0 for the 10th consecutive year...Pitt won its 22nd consecutive home game against a non-conference opponent and improved to 50-1 vs. non-conference opponents at the Petersen Events Center.

SAINT LOUIS 58 (2-1)

Player	tot-fg		3-pt		rebounds					pf	tp	a	to	blk	s	min
	fg	fga	fg	fga	of	dc	tot									
EBERHARDT, Barry-f	6	8	0	1	0	0	1	2	3	2	12	0	4	0	1	31
MEYER, Luke-f	3	8	2	4	2	2	0	4	4	4	10	2	1	0	0	32
HUSAK, Bryce-c	1	3	0	0	0	0	0	3	3	2	2	1	1	0	0	20
LISCH, Kevin-g	5	11	2	5	1	1	2	3	5	3	13	4	2	0	0	38
LIDDELL, Tommie-g	3	9	0	2	1	1	0	5	5	1	7	4	4	1	0	36
POLK, Dwayne	2	3	0	0	0	0	0	1	1	2	4	2	0	0	1	24
ECKERLE, Paul	3	4	2	3	0	0	0	1	1	1	8	2	1	0	0	12
RELPHORDE, Marcus	1	2	0	0	0	0	0	0	0	1	2	0	0	0	1	6
KNOLLMEYER, Adam	0	0	0	0	0	0	0	0	0	1	0	0	0	0	0	1
TEAM					1	2										
Totals.....	24	48	6	15	4	4	4	20	24	17	58	15	14	1	3	200

Percentages: FG%: 50.0%; 3FG%: 40.0%; FT%: 100%.

PITT 69 (3-0)

Player	tot-fg		3-pt		rebounds					pf	tp	a	to	blk	s	min
	fg	fga	fg	fga	of	dc	tot									
YOUNG, Sam-f	4	8	1	3	3	7	0	7	7	2	12	0	1	2	1	32
COOK, Mike-f	2	6	0	1	2	2	0	2	2	2	6	2	1	0	0	25
BLAIR, DeJuan-c	8	15	0	0	0	5	3	8	1	16	0	3	0	3	0	30
FIELDS, LeVance-g	7	10	1	1	1	3	0	4	4	1	16	6	2	0	1	34
RAMON, Ronald-g	2	3	0	1	2	2	1	0	1	2	6	3	0	0	0	27
BENJAMIN, Keith	2	3	0	1	0	0	0	0	0	0	0	0	1	0	0	16
BIGGS, Tyrell	2	6	0	0	1	2	3	1	4	0	5	0	0	0	0	17
BROWN, Gilbert	2	3	2	2	0	0	0	0	0	1	6	0	0	0	1	15
WANAMAKER, Brad	1	1	0	0	0	0	1	0	1	0	2	0	0	0	1	3
DIGGS, Cassin	0	1	0	0	0	2	1	0	1	0	0	0	0	0	0	1
TEAM					2	3	5									
Totals.....	28	55	4	9	9	18	13	20	33	9	69	11	8	2	7	200

Percentages: FG%: 50.9%; 3FG%: 44.4%; FT%: 50.0%.

Officials: Mike Kitts (R), Wally Rutecki, John Cahill; Technical fouls: None. Attendance: 8231

Score by Periods	1st	2nd	Total
Saint Louis	21	37	58
Pitt	27	42	69

2

No. 22 PITT 88, NORTH CAROLINA A&T 61

November 10, 2007 • Petersen Events Center • Pittsburgh, Pa.

Sam Young set or tied career-highs for points (24), field goals made (10), 3-point field goals made (4) and steals (4) in leading Pitt to its second win in the Hispanic College Fund Challenge...Young sparked the Panthers in the first half, scoring 17 of his 24 points on 7-9 shooting and 3-4 3-point shooting...Pitt went on a 16-0 run to grab a 34-17 lead with 4:23 to go in the first half...Pitt won its 21st consecutive home game against a non-conference opponent and improved to 49-1 vs. non-conference opponents at the Petersen Events Center...Pitt improved to 17-0 all-time vs. MEAC schools and 3-0 vs. North Carolina A&T...Jamie Dixon improved to 20-0 in November games.

NORTH CAROLINA A&T 61 (0-2)

Player	tot-fg		3-pt		rebounds					pf	tp	a	to	blk	s	min
	fg	fga	fg	fga	of	dc	tot									
WILLS, Jason-f	4	8	0	0	0	1	4	2	6	1	8	2	1	0	1	23
JONES, Ed-f	3	8	1	2	2	3	2	1	3	1	9	2	1	0	1	23
PORTER, James-c	1	2	0	0	0	0	0	0	0	2	2	0	2	0	0	14
ERWIN, Austin-g	0	3	0	0	0	0	0	0	0	0	0	0	1	1	0	17
FERNANDEZ, Angelo-g	1	1	0	0	0	0	0	2	2	0	2	2	0	0	3	13
RUSH, Steven	2	6	1	4	8	8	0	1	1	1	13	0	2	0	0	19
NELSON, Glenn	0	8	0	4	0	0	0	3	3	2	0	2	4	0	2	21
CHAPLIN, Trhern	1	4	0	2	1	2	0	3	3	3	3	0	1	0	1	14
ALSTON, Tavarus	1	2	1	1	0	0	0	0	0	0	3	0	0	0	0	3
GREGG, Patrick	2	2	0	0	1	1	1	0	1	0	1	0	5	0	1	8
SHEPHERD, Kam	1	1	0	0	0	0	1	0	1	0	1	0	2	0	0	4
COLEMAN, Thomas	1	1	0	0	1	2	1	3	4	1	3	1	2	0	0	17
WILSON, Nicholas	3	6	1	3	0	0	1	0	1	2	7	1	1	0	0	14
JOHNSON, Robert	2	2	0	0	0	0	0	1	1	0	4	0	1	0	0	10
TEAM					1	2										
Totals.....	22	54	4	19	13	17	11	17	28	13	61	11	18	1	8	200

Percentages: FG%: 40.7%; 3FG%: 21.1%; FT%: 76.5%.

PITT 88 (2-0)

5

No. 17 PITT 92, BUFFALO 45

November 23, 2007 • Petersen Events Center • Pittsburgh, Pa.

Trailing 4-0, Pitt scored 22 consecutive points to take command of the game...Pitt led by as many as 51 points late in the second half...Pitt improved to 8-1 all-time vs. Buffalo...Pitt's 16 steals tied a Petersen Events Center and Jamie Dixon Era record...Pitt improved to 5-0 for the eighth straight year...The 47-point win was the largest in Petersen Events Center history and tied for the ninth largest victory in school history...Keith Benjamin (17 points) and Tyrell Biggs (12 points) both registered career-highs for scoring.

BUFFALO 45 (2-3)

Player	tot-fg		3-pt		rebounds					tp	a	to	blk	s	min
	fg	fga	fg	fga	of	dc	tot	pf							
GAMBLE, Greg-f	0	3	0	0	1	0	1	1	0	4	2	0	1	19	
BOUDREAU, Max-f	4	5	0	0	1	2	0	1	2	9	2	0	0	14	
FEDOTOV, Vadim-c	6	12	0	0	1	2	2	4	3	13	1	2	0	31	
ROBINSON, Andy-g	0	1	0	1	0	0	0	0	1	0	0	3	0	10	
PIERCE, Rodney-g	1	5	1	4	0	0	0	3	3	0	3	1	0	19	
MULKEY, Byron	2	2	0	0	0	0	0	2	4	1	3	0	0	11	
SMILEY, Sean	2	11	2	8	0	0	1	2	3	2	6	0	2	17	
BOYER, John	0	1	0	1	0	0	0	2	4	0	2	2	0	13	
BETTS, Calvin	2	6	1	5	0	0	0	6	6	2	5	1	7	0	
ALSTON, Jawaan	1	4	0	0	1	2	0	1	1	3	3	0	1	0	
LALLEY, Adekambi	0	4	0	0	0	0	1	1	2	1	0	1	3	13	
ADDISON, Brian	1	2	0	0	0	0	2	1	3	0	2	0	0	8	
TEAM							3	0	3						
Totals.....	19	56	4	19	3	6	10	19	29	21	45	13	25	1 6 200	

Percentages: FG%: 33.9%; 3FG%: 21.1%; FT%: 50.0%.

PITT 92 (5-0)

Player	tot-fg		3-pt		rebounds					tp	a	to	blk	s	min
	fg	fga	fg	fga	of	dc	tot	pf							
YOUNG, Sam-f	8	11	2	3	2	6	8	0	20	2	1	3	4	23	
COOK, Mike-f	4	10	0	2	0	1	2	3	5	1	8	2	1	18	
BLAIR, DeJuan-c	1	4	0	0	2	2	1	4	5	3	4	1	3	0	
FIELDS, LeVance-g	6	10	1	3	2	2	1	4	5	0	15	7	0	22	
RAMON, Ronald-g	1	7	1	6	0	0	0	2	2	0	3	0	1	0	
WALLACE, Austin	0	0	0	0	0	0	1	0	1	0	0	0	0	4	
BENJAMIN, Keith	6	8	3	4	2	2	0	1	1	2	17	1	1	0	
BIGGS, Tyrell	4	5	0	1	4	6	3	1	4	1	12	1	1	1	
BROWN, Gilbert	3	6	0	2	4	4	3	0	3	1	10	4	1	0	
WANAMAKER, Brad	1	2	0	1	1	2	0	1	1	2	3	3	0	2	
FRYE, Tim	0	1	0	0	0	0	0	0	0	0	0	0	0	2	
POLEN, Maurice	0	1	0	1	0	0	0	2	2	0	0	0	0	2	
DIGGS, Cassin	0	1	0	0	0	0	1	0	1	3	0	0	0	7	
McGHEE, Gary	0	1	0	0	0	0	0	0	0	0	0	1	0	3	
TEAM							1	3	4						
Totals.....	34	67	6	22	18	22	15	27	42	13	92	21	14	4 16 200	

Percentages: FG%: 50.7%; 3FG%: 27.3%; FT%: 81.8%.

Officials: Doug Simons (R), Ed Corbett, Earl Walton; Technical fouls: None; Attendance: 10596.

Score by Periods	1st	2nd	Total
Buffalo	21	24	45
Pitt	49	43	92

7

No. 14 PITT 78, TOLEDO 52

December 1, 2007 • Petersen Events Center • Pittsburgh, Pa.

In the early-going, Pitt trailed by its largest deficit of the season, 12-4, as Toledo hit four consecutive 3-pointers...Pitt scored the final six points of the first half to take a 34-28 halftime lead...The Panthers opened the second half on a 19-6 run to take control of the contest...Pitt outscored Toledo 55-29 following a 23-23 tie with 5:55 minutes left in the first half...Sam Young and DeJuan Blair both registered double-doubles...The last time two Pitt players finished with double-doubles was on March 9, 2006 vs. West Virginia (Young and Gray)...Tyrell Biggs made his first career start and finished with a career-high 11 rebounds...Pitt won its ninth consecutive home game...With the win, Pitt is 7-0 for the sixth consecutive season.

TOLEDO 52 (1-6)

Player	tot-fg		3-pt		rebounds					tp	a	to	blk	s	min
	fg	fga	fg	fga	of	dc	tot	pf							
AMOS, Jonathan-f	2	10	0	2	4	6	4	4	8	2	8	1	3	1	31
YOUNG, Jerrah-f	2	5	0	0	1	2	1	3	4	2	5	0	3	1	31
BINGHAM, Corey-g	2	4	2	3	0	0	0	2	2	1	6	0	0	1	31
JOHNSON, Ridley-g	2	11	1	9	0	0	0	2	2	2	5	2	0	0	26
KENT, Tyrone-g	8	17	4	12	2	2	0	6	6	3	22	5	5	0	36
ANYIJONG, Justin	1	2	0	0	0	0	1	0	1	0	2	0	1	0	13
CLAYTON, Cory	0	0	0	0	0	0	0	0	0	0	0	0	0	0	2
L.O. Mohammed	2	5	0	1	0	0	1	2	3	4	4	0	0	0	14
BYRD, Anthony	0	1	0	0	0	0	0	0	0	2	0	0	0	0	16
TEAM							2	0	2						
Totals.....	19	55	7	27	7	10	9	19	28	16	52	8	12	3 3 200	

Percentages: FG%: 34.5%; 3FG%: 25.9%; FT%: 70.0%.

PITT 78 (7-0)

Player	tot-fg		3-pt		rebounds					tp	a	to	blk	s	min
	fg	fga	fg	fga	of	dc	tot	pf							
YOUNG, Sam-f	7	14	1	2	2	2	5	7	12	3	17	1	4	0	30
COOK, Mike-f	5	9	1	2	3	3	0	1	1	2	14	3	0	1	0
BIGGS, Tyrell-c	3	7	0	0	0	0	5	6	11	3	6	1	1	0	24
FIELDS, LeVance-g	1	10	0	4	3	4	2	3	5	0	5	9	1	0	1
RAMON, Ronald-g	2	5	1	3	0	0	1	2	3	1	5	3	1	0	23
BENJAMIN, Keith	2	8	2	4	0	0	0	1	1	1	6	1	0	0	19
BROWN, Gilbert	3	5	0	1	0	0	2	2	4	1	6	1	0	0	15
WANAMAKER, Brad	3	5	0	0	0	0	0	0	0	0	0	0	0	0	8
BLAIR, DeJuan	4	7	0	0	3	5	6	5	11	1	11	2	0	2	3
DIGGS, Cassin	1	2	0	0	0	0	1	0	1	0	2	0	0	0	3
TEAM							1	1	2						
Totals.....	31	72	5	16	11	14	23	28	51	12	78	21	7	3 5 200	

Percentages: FG%: 43.1%; 3FG%: 31.3%; FT%: 78.6%.

Officials: Ed Corbett (R), Chris Beaver, Glenn Mayborg; Technical fouls: None; Attendance: 9660.

Score by Periods	1st	2nd	Total
Toledo	28	24	52
Pitt	34	44	78

6

No. 14 PITT 80, BOSTON U. 53

November 27, 2007 • Petersen Events Center • Pittsburgh, Pa.

Pitt used a 9-0 run to take a commanding 19-4 lead with 9:46 to play in the first half...The run occurred despite Pitt's eight turnovers over the game's first 10 minutes...Ronald Ramon tied a career-high with a 5-5 3-point performance...Sam Young reached double figure scoring for the sixth time on the year...Pitt won by more than 23 points for the fifth time in the season's first six games...Pitt led 42-19 at halftime...Boston U. went on a 14-2 run midway through the second half but it was not enough...Pitt improved to 6-0 all-time vs. America East teams...Pitt topped the one million mark for attendance in the Petersen Events Center.

BOSTON U. 53 (1-5)

Player	tot-fg		3-pt		rebounds					tp	a	to	blk	s	min
	fg	fga	fg	fga	of	dc	tot	pf							
KONATE, Ibrahim-f	0	1	0	0	0	0	1	0	1	0	0	0	0	1	13
BRITTAIN, Scott-f	2	4	0	0	4	8	3	3	6	4	8	1	2	1	32
WOLFE, Matt-g	1	12	0	4	0	0	3	2	5	2	2	0	4	0	31
STRONG, Carlos-g	7	20	6	14	4	4	2	3	5	1	24	0	4	1	36
JOHNSON, Marques-g	1	3	0	1	2	3	1	2	3	0	4	4	5	0	32
SIRUTIS, Valdas	0	1	0	1	1	2	2	1	3	3	1	2	1	0	13
HOLLAND, John	6	11	2	4	0	0	2	2	4	1	14	1	2	0	25
GOTZLER, Max	0	2	0	0	0	0	2	0	2	3	0	0	0	0	18
TEAM							2	1	3						
Totals.....	17	54	8	24	11	17	18	14	32	14	53	8	20	4 4 200	

Percentages: FG%: 31.5%; 3FG%: 33.3%; FT%: 64.7%.

PITT 80 (6-0)

Player	tot-fg		3-pt		rebounds					tp	a	to	blk	s	min
	fg	fga	fg	fga	of	dc	tot	pf							
YOUNG, Sam-f	5	8	1	1	3	5	1	3	4	4	14	0	4	0	27
COOK, Mike-f	3	8	1	4	4	4	1	1	2	0	11	6	2	0	24
BLAIR, DeJuan-c	2	4	0	0	5	6	3	3	6	0	9	0	0	3	22
FIELDS, LeVance-g	5	7	1	3	0	0	0	2	2	1	11	8	1	0	24
RAMON, Ronald-g	5	6	5	5	0	0	2	1	3	2	15	1	0	0	22
WALLACE, Austin	0	0	0	0	0	0	0	0	0	0	0	0	0	0	1
BENJAMIN, Keith	2	5	1	4	0	0	0	3	3	1	5	2	1	0	19
BIGGS, Tyrell	3	3	0	0	0	0	1	0	1	2	6	1	1	2	19
BROWN, Gilbert	2	3	1	2	0	0	0	4	4	0	5	1	1	0	15
WANAMAKER, Brad	0	5	0	2	2	4	1	0	1	1	2	0</			

2007-08 Pitt Men's Basketball
 PITT Season Schedule/Results & Leaders (as of Dec 01, 2007)
 All games

RECORD:	OVERALL	HOME	AWAY	NEUTRAL
ALL GAMES.....	(7-0)	(7-0)	(0-0)	(0-0)
CONFERENCE.....	(0-0)	(0-0)	(0-0)	(0-0)
NON-CONFERENCE.....	(7-0)	(7-0)	(0-0)	(0-0)

DATE	TIME	OPPONENT		SCORE	ATTEND	HIGH POINTS	HIGH REBOUNDS
11/09/07	7:00 PM	! HOUSTON BAPTIST	W	103-62	9072	(22) YOUNG, Sam	(14) BLAIR, DeJuan
11/10/07	4:00 PM	! NORTH CAROLINA A&T	W	88-61	9034	(24) YOUNG, Sam	(11) YOUNG, Sam
11/11/07	6:00 PM	! SAINT LOUIS	W	69-58	8231	(16) BLAIR, DeJuan (16) FIELDS, Levance	(8) BLAIR, DeJuan
11/15/07	7:30 PM	! MISSISSIPPI VALLEY STATE	W	78-45	9449	(17) YOUNG, Sam	(12) YOUNG, Sam
11/23/07	7:30 PM	BUFFALO	W	92-45	10596	(20) YOUNG, Sam	(8) YOUNG, Sam
11/27/07	7:30 PM	BOSTON	W	80-53	9433	(15) RAMON, Ronald	(6) BLAIR, DeJuan
12/01/07	2:00 PM	TOLEDO	W	78-52	9660	(17) YOUNG, Sam	(12) YOUNG, Sam

* - Conference game

ATTENDANCE SUMMARY	GAMES	TOTALS	AVG/GAME
HOME.....	7	65475	9354
AWAY.....	0	0	0
NEUTRAL.....	0	0	0
TOTAL.....	7	65475	9354

2007-08 Pitt Men's Basketball
PITT Combined Team Statistics (as of Dec 01, 2007)
All games

RECORD:	OVERALL	HOME	AWAY	NEUTRAL
ALL GAMES	(7-0)	(7-0)	(0-0)	(0-0)
CONFERENCE	(0-0)	(0-0)	(0-0)	(0-0)
NON-CONFERENCE	(7-0)	(7-0)	(0-0)	(0-0)

## Player	GP-GS	Min--Avg	---TOTAL---		---3-PTS---			----REBOUNDS----												
			FG-FGA	Pct	3FG-FGA	Pct	FT-FTA	Pct	Off	Def	Tot	Avg	PF	FO	A	TO	Blk	Stl	Pts	Avg
23 YOUNG, Sam.....	7-7	187 26.7	50-79	.633	9-16	.563	17-23	.739	19	44	63	9.0	12	0	5	16	7	12	126	18.0
45 BLAIR, DeJuan.....	7-6	134 19.1	29-51	.569	0-0	.000	14-17	.824	32	26	58	8.3	10	0	6	10	8	16	72	10.3
31 COOK, Mike.....	7-7	160 22.9	25-56	.446	5-16	.313	16-19	.842	5	15	20	2.9	8	0	20	6	2	4	71	10.1
02 FIELDS, LeVance....	7-7	180 25.7	24-61	.393	7-28	.250	7-11	.636	5	23	28	4.0	3	0	44	7	0	10	62	8.9
04 RAMON, Ronald.....	7-7	156 22.3	19-46	.413	13-32	.406	4-4	1.000	5	10	15	2.1	9	0	15	5	0	2	55	7.9
01 BENJAMIN, Keith....	7-0	126 18.0	20-45	.444	11-28	.393	3-3	1.000	1	11	12	1.7	7	0	11	7	0	7	54	7.7
25 BIGGS, Tyrell.....	7-1	149 21.3	21-40	.525	0-2	.000	8-13	.615	18	14	32	4.6	15	0	8	7	3	3	50	7.1
11 BROWN, Gilbert.....	7-0	115 16.4	16-31	.516	6-16	.375	6-6	1.000	8	11	19	2.7	6	0	11	2	2	6	44	6.3
22 WANAMAKER, Brad....	7-0	91 13.0	11-29	.379	1-9	.111	5-11	.455	3	7	10	1.4	7	0	18	12	1	8	28	4.0
50 DIGGS, Cassin.....	7-0	56 8.0	8-15	.533	0-0	.000	0-2	.000	14	4	18	2.6	12	0	1	4	2	0	16	2.3
24 FRYE, Tim.....	4-0	7 1.8	2-4	.500	1-2	.500	0-0	.000	1	0	1	0.3	0	0	2	0	0	0	5	1.3
52 MCGHEE, Gary.....	4-0	20 5.0	1-3	.333	0-0	.000	1-2	.500	2	5	7	1.8	2	0	0	1	0	0	3	0.8
00 WALLACE, Austin....	4-0	12 3.0	1-4	.250	0-0	.000	0-0	.000	3	0	3	0.8	2	0	0	1	0	1	2	0.5
40 POLEN, Maurice.....	4-0	7 1.8	0-5	.000	0-3	.000	0-0	.000	1	3	4	1.0	0	0	1	1	0	0	0	0.0
TEAM.....									5	12	17	2.4	0		1					

Total.....	7	1400	227-469	.484	53-152	.349	81-111	.730	122	185	307	43.9	93	0	140	82	25	69	588	84.0
Opponents.....	7	1400	138-385	.358	39-140	.279	61-83	.735	69	134	203	29.0	109	-	75	121	13	31	376	53.7

TEAM STATISTICS	PITT	OPP	DATE	OPPONENT	W/L	SCORE	ATTEND

SCORING.....	588	376	!11/09/07	HOUSTON BAPTIST	W	103-62	9072
Points per game.....	84.0	53.7	!11/10/07	NORTH CAROLINA A&T	W	88-61	9034
Scoring margin.....	+30.3	-	!11/11/07	SAINT LOUIS	W	69-58	8231
FIELD GOALS-ATT.....	227-469	138-385	!11/15/07	MISSISSIPPI VALLEY STATE	W	78-45	9449
Field goal pct.....	.484	.358	11/23/07	BUFFALO	W	92-45	10596
3 POINT FG-ATT.....	53-152	39-140	11/27/07	BOSTON	W	80-53	9433
3-point FG pct.....	.349	.279	12/01/07	TOLEDO	W	78-52	9660
3-pt FG made per game..	7.6	5.6					
FREE THROWS-ATT.....	81-111	61-83					
Free throw pct.....	.730	.735					
REBOUNDS.....	307	203					
Rebounds per game.....	43.9	29.0					
Rebounding margin.....	+14.9	-					
ASSISTS.....	140	75					
Assists per game.....	20.0	10.7					
TURNOVERS.....	82	121					
Turnovers per game.....	11.7	17.3					
Turnover margin.....	+5.6	-					
Assist/turnover ratio..	1.7	0.6					
STEALS.....	69	31					
Steals per game.....	9.9	4.4					
BLOCKS.....	25	13					
Blocks per game.....	3.6	1.9					
WINNING STREAK.....	7	-					
Home win streak.....	7	-					
ATTENDANCE.....	65475	0					
Home games-Avg/Game....	7-9354	0-0					
Neutral site-Avg/Game..	-	0-0					

SCORE BY PERIODS:	1st	2nd	Total

PITT.....	279	309	- 588
Opponents.....	152	224	- 376

2007-08 Pitt Men's Basketball
PITT Team Game-by-Game (as of Dec 01, 2007)
All games

TEAM STATISTICS

Opponent	Date	Score	W/L	---TOTAL---		--3-PTRS--		FT-FTA		----REBOUNDS----				PF	A	TO	Blk	Stl	Pts---Avg	
				FG-FGA	Pct	3FG-FGA	Pct	Pct	Off	Def	Tot	Avg	Pts						Avg	
HOUSTON BAPTIST	11/09/07	103-62	W	42-92	.457	10-34	.294	9-12	.750	27	32	59	59.0	16	31	13	3	16	103	103.0
NORTH CAROLINA A&T	11/10/07	88-61	W	33-63	.524	12-27	.444	10-12	.833	14	24	38	48.5	14	18	14	3	9	88	95.5
SAINT LOUIS	11/11/07	69-58	W	28-55	.509	4-9	.444	9-18	.500	13	20	33	43.3	9	11	8	2	7	69	86.7
MISSISSIPPI VALLEY ST	11/15/07	78-45	W	31-65	.477	6-22	.273	10-14	.714	15	35	50	45.0	14	19	10	5	5	78	84.5
BUFFALO	11/23/07	92-45	W	34-67	.507	6-22	.273	18-22	.818	15	27	42	44.4	13	21	14	4	16	92	86.0
BOSTON	11/27/07	80-53	W	28-55	.509	10-22	.455	14-19	.737	15	19	34	42.7	15	19	16	5	11	80	85.0
TOLEDO	12/01/07	78-52	W	31-72	.431	5-16	.313	11-14	.786	23	28	51	43.9	12	21	7	3	5	78	84.0

PITT		588		227-469	.484	53-152	.349	81-111	.730	122	185	307	43.9	93	140	82	25	69	588	84.0
Opponents		376		138-385	.358	39-140	.279	61-83	.735	69	134	203	29.0	109	75	121	13	31	376	53.7

Games played: 7
Points/game: 84.0
FG Pct: 48.4
3FG Pct: 34.9
FT Pct: 73.0

Rebounds/game: 43.9
Assists/game: 20.0
Turnovers/game: 11.7
Assist/turnover ratio: 1.7
Steals/game: 9.9
Blocks/game: 3.6

2007-08 Pitt Men's Basketball
PITT Opponent Game-by-Game (as of Dec 01, 2007)
All games

OPPONENT STATISTICS

Opponent	Date	Score	W/L	---TOTAL---		--3-PTRS--		FT-FTA		----REBOUNDS----				PF	A	TO	Blk	Stl	Pts---Avg	
				FG-FGA	Pct	3FG-FGA	Pct	Pct	Pct	Off	Def	Tot	Avg							
HOUSTON BAPTIST	11/09/07	103-62	W	22-61	.361	6-20	.300	12-14	.857	8	24	32	32.0	16	12	22	3	5	62	62.0
NORTH CAROLINA A&T	11/10/07	88-61	W	22-54	.407	4-19	.211	13-17	.765	11	17	28	30.0	13	11	18	1	8	61	61.5
SAINT LOUIS	11/11/07	69-58	W	24-48	.500	6-15	.400	4-4	1.000	4	20	24	28.0	17	15	14	1	3	58	60.3
MISSISSIPPI VALLEY ST	11/15/07	78-45	W	15-57	.263	4-16	.250	11-15	.733	9	21	30	28.5	12	8	10	0	2	45	56.5
BUFFALO	11/23/07	92-45	W	19-56	.339	4-19	.211	3-6	.500	10	19	29	28.6	21	13	25	1	6	45	54.2
BOSTON	11/27/07	80-53	W	17-54	.315	8-24	.333	11-17	.647	18	14	32	29.2	14	8	20	4	4	53	54.0
TOLEDO	12/01/07	78-52	W	19-55	.345	7-27	.259	7-10	.700	9	19	28	29.0	16	8	12	3	3	52	53.7
Opponents		376		138-385	.358	39-140	.279	61-83	.735	69	134	203	29.0	109	75	121	13	31	376	53.7
PITT		588		227-469	.484	53-152	.349	81-111	.730	122	185	307	43.9	93	140	82	25	69	588	84.0

Games played: 7
Points/game: 53.7
FG Pct: 35.8
3FG Pct: 27.9
FT Pct: 73.5

Rebounds/game: 29.0
Assists/game: 10.7
Turnovers/game: 17.3
Assist/turnover ratio: 0.6
Steals/game: 4.4
Blocks/game: 1.9

2007-08 Pitt Men's Basketball
PITT Game-by-Game Points-Rebounds-Assists (as of Dec 01, 2007)
All games

Opponent	Date	Score	WL	00	01	02	04	05	11	22	23	24
				WALLACE,A	BENJAMIN,	FIELDS,LE	RAMON,RON	BIGGS,TYR	BROWN,GIL	WANAMAKER	YOUNG,SAM	FRYE,TIM
HOUSTON BAPTIST	11/09/07	103-62	W	0- 2- 0	16- 5- 2	6- 5- 6	8- 2- 4	5- 3- 3	2- 4- 2	4- 4- 8	22- 9- 1	3- 0- 0
NORTH CAROLINA A&T	11/10/07	88-61	W	DNP	3- 1- 2	7- 2- 5	12- 1- 1	6- 5- 1	3- 0- 1	4- 2- 3	24-11- 0	DNP
SAINT LOUIS	11/11/07	69-58	W	DNP	0- 0- 0	16- 4- 6	6- 1- 3	5- 4- 0	6- 0- 0	2- 1- 0	12- 7- 0	DNP
MISSISSIPPI VALLEY STAT	11/15/07	78-45	W	2- 0- 0	7- 1- 3	2- 5- 3	6- 3- 3	10- 4- 1	12- 4- 2	7- 1- 4	17-12- 1	2- 1- 0
BUFFALO	11/23/07	92-45	W	0- 1- 0	17- 1- 1	15- 5- 7	3- 2- 0	12- 4- 1	10- 3- 4	3- 1- 3	20- 8- 2	0- 0- 0
BOSTON	11/27/07	80-53	W	0- 0- 0	5- 3- 2	11- 2- 8	15- 3- 1	6- 1- 1	5- 4- 1	2- 1- 0	14- 4- 0	0- 0- 0
TOLEDO	12/01/07	78-52	W	DNP	6- 1- 1	5- 5- 9	5- 3- 3	6-11- 1	6- 4- 1	6- 0- 0	17-12- 1	DNP

Opponent	Date	Score	WL	31	40	45	50	52
				COOK,MIKE	POLEN,MAU	BLAIR,DEJ	DIGGS,CAS	MCGHEE,GA
HOUSTON BAPTIST	11/09/07	103-62	W	13- 6- 2	0- 0- 0	20-14- 2	4- 4- 1	DNP
NORTH CAROLINA A&T	11/10/07	88-61	W	13- 3- 5	DNP	10- 7- 0	6- 4- 0	0- 1- 0
SAINT LOUIS	11/11/07	69-58	W	6- 2- 2	DNP	16- 8- 0	0- 1- 0	DNP
MISSISSIPPI VALLEY STAT	11/15/07	78-45	W	6- 1- 0	0- 1- 1	2- 7- 1	4- 3- 0	1- 3- 0
BUFFALO	11/23/07	92-45	W	8- 5- 2	0- 2- 0	4- 5- 1	0- 1- 0	0- 0- 0
BOSTON	11/27/07	80-53	W	11- 2- 6	0- 1- 0	9- 6- 0	0- 4- 0	2- 3- 0
TOLEDO	12/01/07	78-52	W	14- 1- 3	DNP	11-11- 2	2- 1- 0	DNP