



SEASON IN REVIEW



Pitt enjoyed one of its most successful seasons in school history in 2010-11 as it captured its fourth Big East regular season title in the last 10 years, finished with a 28-6 overall record and earned its second all-time No. 1 seed upon entering the NCAA Tournament. Pitt celebrated its outright Big East regular season title with a banner raising ceremony following its win over Villanova. Big East Commissioner John Marinatto was on hand to present Panthers players and coaches with the championship trophy. Seniors Nick Rivers, Gilbert Brown, Gary McGhee and Brad Wanamaker were honored on Senior Day against Villanova on March 5, 2011. The senior class finished with a combined four-year 111-29 record and .793 winning percentage. Both rank as the second-best totals in school history. Teamwork remained the foundation for a Pitt program that saw a variety of players step into key leadership roles in 2010-11.





SEASON IN REVIEW

Pitt wins Big East regular season title outright, finishes 28-6, earns No. 1 seed upon advancing to its 10th consecutive NCAA tournament appearance

A tradition of excellence upheld. Lofty preseason expectations met. Remarkable team accomplishments attained. Noteworthy individual honors, awards, milestones and records set. With an always difficult journey through the Big East grind, superlative achievement and consistency characterized the 2010-11 Pitt Basketball season.


Pitt was picked to finish first by Big East coaches in the league's annual preseason coaches' poll and entered the season with a consensus top-10 national ranking. Pitt met or exceeded those lofty expectations by capturing the Big East regular season title outright, compiling a 15-3 Big East record which tied a school-best regular season mark and registering 28 victories on the season, tied for the fifth most

wins in school history. The Panthers also surpassed 20 overall wins and 10 Big East victories for a school-record 10th straight season and earned the school's second No. 1 seed upon advancing to its 10th straight NCAA Tournament.

Individually, senior Brad Wanamaker raised his game to the next level. As a team leader, he served as the Panthers' primary playmaker, as he led the team in assists (5.1 apg) and ranked second in both scoring (11.7 ppg) and rebounding (5.2 rpg). He earned the Big East Sportsmanship Award and was an All-Big East Second Team honoree. Wanamaker surpassed the 1,000 point mark for his career and was one of two players in school history to surpass 1,000 points, 500 rebounds and 400 assists in a career.

Athletic senior Gilbert Brown emerged into the team's third leading scorer at 11.3 ppg. Brown reached double figure scoring 20 times and became the 41st player in school history to score over 1,000 career points. Ever improving senior Gary McGhee concluded his career as one of the best defensive centers in school history. He led the Panthers in both rebounding (7.7 rpg) and blocked shots (44). McGhee also ranks sixth all-time at Pitt with 114 blocks.

Junior Ashton Gibbs was again Pitt's most effective offensive threat in 2010-11. He earned All-Big East First Team honors, led Pitt in scoring (16.8 ppg) for a second straight season, scored 20-plus points 12 times and reached double figures in 26 of 31 contests. His 3-point FG pct. (49.0) ranked third



Brad Wanamaker became just the second player in school history to surpass 1,000 points, 500 rebounds and 400 assists in a career.

WHERE PITT RANKED IN THE 2010-11 NCAA STATISTICS

Category	Rank	AVG
Scoring Offense	49	73.9
Scoring Defense	21	61.0
Scoring Margin	7	13.0
Field Goal Pct.	15	47.5
FG Pct. Defense	20	39.7
Three-Point FG PG	190	5.9
Three-Point FG Pct.	12	39.5
Free Throw Pct.	234	67.1
Rebound Margin	2	10.8
Assists Per Game	3	17.5
Blocked Shots PG	181	3.3
Steals Per Game	315	4.7
Won-Loss Pct.	8	82.4
Turnovers Per Game	36	11.7
Personal Fouls PG	103	17.9

2010-11 HONORS AND AWARDS

ALL-AMERICA

Sporting News National Coach of the Year: Jamie Dixon

Jim Phelan National Coach of the Year Finalist: Jamie Dixon

Wooden Award Finalist
Ashton Gibbs
Brad Wanamaker

Naismith Award Finalist
Brad Wanamaker

AP All-America honorable mention
Ashton Gibbs
Brad Wanamaker

Colleg Insider.com National All-Defensive Team
Brad Wanamaker

ALL-REGION

USWBA All-District 2
Ashton Gibbs (1st Team)
Brad Wanamaker (2nd Team)

NABC All-District 3
Ashton Gibbs (1st Team)

Brad Wanamaker (2nd Team)

ALL-CONFERENCE

Big East Sportsmanship Award
Brad Wanamaker

All-Big East
First Team: Ashton Gibbs
Second Team: Brad Wanamaker

Big East Statistical Champions
3-point FG Percentage: Ashton Gibbs (49.0%)

3-point FG Made per game:
Ashton Gibbs (3.29)

Big East Player of the Week
Ashton Gibbs (Nov. 22, 2010)
Gilbert Brown (Dec. 20, 2010)

Preseason All-Big East
Ashton Gibbs (1st Team)

NetScouts.com All-Big East Team
Ashton Gibbs (1st Team)
Brad Wanamaker (1st Team)

Big East Academic All-Stars
Aron Nwankwo, Nick Rivers,
Cameron Wright

SPECIALTY AWARDS

2K Sports/Coaches vs. Cancer All-Tournament
Ashton Gibbs (MVP)
Travon Woodall (all-tournament)

TEAM AWARDS

Most Valuable Player: Brad Wanamaker and Ashton Gibbs

Most Improved Player: Lamar Patterson and Talib Zanna

Best Defensive Player: Nasir Robinson

Captains Award: Gilbert Brown, Gary McGhee and Brad Wanamaker

Team Free Throw Leader: Ashton Gibbs (88.9%)

Team Rebounding Leader: Gary McGhee (7.7 rpg.)

Most Inspirational Player: Nick Rivers and Tray Woodall

Coaches Award: J.J. Moore

Academic Excellence Award: Cameron Wright

Jaron Brown Pursuit of Excellence Award: Dante Taylor

nationally and led the Big East. He also ranked second among Big East leaders in free throw pct. (88.9) and set the school record for 3-point field goals made in a season (102).

Junior Nasir Robinson emerged into an extremely tough and effective starting power forward for the Panthers. He averaged 9.4 ppg, grabbed 4.9 rpg and finished second in the league with a 54.8 FG pct. Redshirt sophomore Travon Woodall again provided top playmaking depth at guard. He ranked second on the team in assists and second in the Big East with a 2.34 assist:turnover ratio. Sophomore Dante Taylor provided valuable depth at center and shot a superb 61.6 percent from the floor. Redshirt freshman Talib Zanna made key contributions before suffering a broken right thumb. Freshman J.J. Moore showcased his elite athleticism and offensive prowess and redshirt freshman Lamar Patterson displayed a

SCHOOL RECORDS SET/MILESTONE ACHIEVEMENTS
INDIVIDUAL RECORDS
NCAA Records Set

- Most career wins after eight seasons, Jamie Dixon (216).
- Fastest to 200 career wins-by season, Jamie Dixon (8).

School Records Set

- 3-point field goals made-season, Ashton Gibbs (102).
- 3-point field goals made-junior season, Ashton Gibbs (102).
- 3-point field goals made-NCAA Tournament game, Ashton Gibbs (6 vs. UNC-Asheville, March 17, 2011).
- Blocked shots-game, Gary McGhee (7 vs. Duquesne, 12/1/10).
- 3-point field goals made-Big East season, Ashton Gibbs (49).

TEAM RECORDS

- Most consecutive winning seasons (11).
- Most consecutive NCAA Tournament appearances (10).

- Most Big East regular season wins (15).
- Best Big East regular season record and winning percentage (15-3, .833).
- Rebound margin-season (10.7)
- Opponent rebound average-season (29.2).
- Assist:turnover ratio (1.49).
- Fewest turnovers committed per game (11.7).
- Best start to Big East regular season play-season (7-0).
- Largest Big East road win (30 points at DePaul, 80-50, Jan. 22, 2011).
- Largest halftime lead-Big East road game (17 points at Georgetown, 41-24, Jan. 12, 2011).
- Most offensive rebounds-game (32, North Florida, Nov. 13, 2010).
- Most rebounds-game (59, North Florida, Nov. 13, 2010).
- Largest on-campus crowd (12,925, Syracuse, Jan. 17, 2011).

2010-11 PITT BASKETBALL ACCOMPLISHMENTS

- Captured its sixth all-time Big East regular season title, winning the championship outright with a 15-3 record. Pitt has either won or tied for the Big East regular season title in 1986-87, 1987-88, 2001-02, 2002-03, 2003-04 and 2010-11.
- Pitt's Big East regular season title marked its sixth Big East Championship in the last 10 years. Pitt and Connecticut have won a league-leading six Big East titles over the last 10 years.
- Earned the program's second all-time No. 1 seed upon entering NCAA Tournament play.
- Advanced to the NCAA Tournament for a school record 10th consecutive season and 23rd time in school history. The 10 consecutive appearances rank as the most in the Big East Conference during that span. Villanova ranks second with seven straight NCAA Tournament appearances.
- Became one of only seven schools to advance to the NCAA Tournament in each of the past 10 seasons (2001-11). The seven schools include Duke, Gonzaga, Kansas, Michigan State, Pitt, Texas and Wisconsin.
- Compiled a 273-71 record and .794 winning percentage over the past 10 seasons (2001-11), which ranks among the nation's top-five winning percentages during that span. The .794 winning percentage ranks No. 1 in the Big East during that period.
- Achieved a school record 10th straight 20-win season (28-6). It was Pitt's 18th all-time 20-win season. Pitt's 28 victories on the season tied for the fifth most wins in school history.
- Surpassed 20 wins overall and 10 wins in Big East regular season play for a school record 10th consecutive season. Pitt is the only Big East program to have surpassed 20 overall wins and 10 league victories in each of the past 10 seasons. Additionally, Pitt is one of only three schools nationally to advance to the NCAA Tournament and win at least 20 overall and 10 league games in each of the last 10 seasons. The three schools are Gonzaga, Kansas and Pitt.
- Finished the Big East regular season in first place with a 15-3 record. The 15 wins tied for the highest win total in league play since Pitt joined the Big East in 1982-83. Pitt's combined two-year Big East record of 28-8 ranks tied for the third winningest two-year total in school history.
- Achieved a school record and 10th straight 10-win Big East regular season (15-3). Over the last 10 years, Pitt owns a 124-44 record and .738 winning percentage in Big East regular season games, which ranks first in the conference during that period.
- Jamie Dixon became the first coach in school history to guide Pitt to eight straight NCAA Tournament appearances (2004-11) and eight straight 20-win overall and 10-win league seasons. Dixon has now guided Pitt to 25 or more wins in each of the last six seasons and averaged 27 overall wins and 12.3 league wins in eight years as coach.
- With his 216 career wins, Jamie Dixon set the NCAA Division I all-time coaching record for most wins after eight seasons as a head coach. The previous record was held by North Carolina State's Everett Case (213 wins from 1947-54) and Kansas' Roy Williams (213 wins from 1989-96). Dixon also tied an NCAA record for quickest to 200 wins in only eight years and ranked No. 13 among all-time NCAA Division I coaches in quickest to 200 victories (by games).
- Dixon concluded the 2010-11 season as the winningest coach in Big East history with a current .708 percentage in league games (109-45).
- Dixon (.783 career winning percentage) concluded his eighth season ranked as the third winningest active coach in NCAA Division I college basketball. Dixon currently trails North Carolina's Roy Williams (.795) and Gonzaga's Mark Few (.792).
- The Sporting News honored Dixon as its National Coach of the Year.
- Pitt is the only program nationwide to advance to the NCAA Tournament and win at least one game at each tourney in each of the last six seasons. Dixon is the only coach to achieve that honor in each of the last six seasons.
- Became one of only three schools nationwide to advance to the NCAA Tournament and win at least one game in the tourney in nine of the last 10 seasons. Those three schools include: Pitt, Duke and Wisconsin. No school has advanced to each of the last 10 NCAA Tournaments and won at least one game in each of the 10 tourneys.
- Junior Ashton Gibbs became just the ninth player in school history to earn All-Big East First Team honors. Brad Wanamaker won the Big East Sportsmanship Award and earned All-Big East Second Team honors.
- Completed the season with a 17-1 home record, which ranks tied for Pitt's sixth best home winning percentage. Defeated two top-5 ranked teams at home and improved its record to 9-0 vs. top-5 ranked teams at the Petersen Events Center.
- Accumulated the best Big East road record in school history (7-2).
- Concluded its ninth year in the Petersen Events Center with a 149-12 all-time record and .925 winning percentage. The 149-12 record and .925 winning percentage ranks among the nation's top-5 best marks since the arena opened in 2002 (Kansas-.948, Duke-.938, Wisconsin-.932, Gonzaga-.927, Pitt-.925).
- Sold out the Petersen Events Center for the ninth consecutive season and has enjoyed a string of 168 consecutive home sellouts dating back to a January 12, 2002 game against Notre Dame.
- Captured the 2K Sports/Coaches vs. Cancer Classic title at Madison Square Garden in November with wins over Maryland and Texas. Ashton Gibbs was named tournament MVP.


variety of skills while contributing at both forward positions.

Here are a few of the season's most memorable moments and highlights:

- Pitt captured the 2K Sports Classic benefitting Coaches vs. Cancer after defeating Texas and Maryland at Madison Square Garden. Ashton Gibbs was named tournament MVP while Travon Woodall earned All-tournament honors. Gibbs scored 19 of his 24 points in the second half to help the Panthers defeat Texas 68-66. In the semifinals, Talib Zanna's

14 points and 12 rebounds led Pitt to a 79-70 win over Maryland.

- The first basketball game was played at Consol Energy Center on December 1, 2010 as Pitt defeated city rival Duquesne 80-66.
- Pitt's first-ever "Gold-out" took place on December 27, during a 78-63 home victory against eventual national champion and No. 4 ranked Connecticut. All fans were provided gold tee-shirts upon arrival at the Petersen Events Center.
- The Panthers built their largest ever halftime road lead in a Big East game (17 points), en route to a 72-57 win over No. 22 Georgetown in Washington, DC. Legendary coach and ESPN analyst Bob Knight stated that Pitt's first half performance marked the "best" half of basketball that he had seen a team play up to that point in the season.
- Pitt improved to 9-0 at the Peterson Events Center versus top-5 opponents with a 74-66 win over No. 3 Syracuse on January 17. The Panthers scored the game's first 19 points, Syracuse answered by scoring the next 17. Pitt set a school on-campus attendance record with a standing-room crowd of 12,925.
- Philadelphia native Brad Wanamaker led Pitt with 21 points in a 57-54 win at No. 10 Villanova, before an ESPN College Game Day national television audience on February 12. Pitt also became the first team to defeat Villanova at The Pavilion since 2007, ending the Wildcats' 46-game winning streak.
- On March 5, Pitt defeated Villanova 60-50 to capture the Big East regular season title outright. The Panthers raised their fourth Big East regular season championship banner in the last 10 years. Big East Commissioner John Marinatto was on-hand to present the trophy to the team. Pitt's title became more significant two weeks later when an NCAA record 11 Big East teams received bids to compete in the NCAA Tournament.



Gary McGhee completed his four-year career by leading the Panthers in both blocked shots (44) and rebounding (7.7 rpg.). He also became one of 10 players in school history to block over 100 shots in a career.



2010-11 STATISTICS/RESULTS

OVERALL GAMES (28-6)

Record:	Overall	Home	Away	Neutral
All Games	28-6	17-1	7-2	4-3
Big East Conference	15-3	8-1	7-2	0-0
Non-Conference	13-3	9-0	0-0	4-3

##	Player	GP	GS	Min	Avg	TOTAL			3-PTS			REBOUNDS			PF	FO	A	TO	Blk	Stl	Pts	Avg					
						FG	FGA	Pct	3FG	FGA	Pct	FT	FPA	Pct									Off	Def	Tot	Avg	
12	Ashton Gibbs	31	30	1016	32.8	170	363	.468	102	208	.490	80	90	.889	11	62	73	2.4	41	0	86	51	0	13	522	16.8	
22	Brad Wanamaker	34	34	1033	30.4	133	297	.448	16	49	.327	117	154	.760	46	131	177	5.2	72	1	174	77	12	49	399	11.7	
05	Gilbert Brown	34	34	951	28.0	127	277	.458	43	104	.413	86	109	.789	47	102	149	4.4	70	1	92	61	9	15	383	11.3	
35	Nasir Robinson	31	21	748	24.1	115	210	.548	0	2	.000	60	114	.526	59	92	151	4.9	78	0	39	52	3	14	290	9.4	
52	Gary McGhee	34	34	781	23.0	93	164	.567	0	0	.000	48	99	.485	89	172	261	7.7	70	1	10	23	44	9	234	6.9	
01	Travon Woodall	34	4	734	21.6	67	184	.364	24	82	.293	59	81	.728	8	69	77	2.3	85	2	117	50	2	26	217	6.4	
11	Dante Taylor	33	0	497	15.1	69	112	.616	0	0	.000	29	52	.558	70	78	148	4.5	74	1	11	16	22	4	167	5.1	
44	J.J. Moore	23	0	183	8.0	31	70	.443	8	26	.308	16	23	.696	14	15	29	1.3	13	0	10	12	0	7	86	3.7	
42	Talib Zanna	27	13	319	11.8	40	71	.563	0	1	.000	20	42	.476	43	50	93	3.4	43	0	5	17	9	7	100	3.7	
21	Lamar Patterson	32	0	401	12.5	28	82	.341	8	36	.222	20	29	.690	35	29	64	2.0	35	0	42	24	5	14	84	2.6	
55	J.J. Richardson	23	0	123	5.3	11	23	.478	0	1	.000	4	10	.400	3	17	20	0.9	25	0	2	2	5	1	26	1.1	
14	Nick Rivers	12	0	23	1.9	2	9	.222	1	3	.333	0	0	.000	0	1	1	0.1	1	0	6	1	0	1	5	0.4	
15	Aron Nwankwo	10	0	15	1.5	0	4	.000	0	0	.000	1	2	.500	1	2	3	0.3	1	0	1	1	0	0	1	0.1	
TEAM.....																											
Total.....		34	34	6826	200.8	886	1866	.475	202	512	.395	540	805	.671	484	874	1358	39.9	610	6	595	397	111	160	2514	73.9	
Opponents.....		34	34	6826	200.8	735	1850	.397	199	610	.326	404	598	.676	350	643	993	29.2	688	-	394	378	141	167	2073	61.0	

Score by Periods:	1st	2nd	OT	2OT	3OT	Total
Pitt	1152	1359	3	-	-	2514
Opponents	929	1138	6	-	-	2073

Deadball Rebounds:	Off.	Def.	Total
Pitt	111	4	115
Opponents	81	7	88

2010-11 RESULTS

Overall: 28-6 ■ Home: 17-1 ■ Away: 7-2 ■ Neutral: 4-3

Date	Time	Opponent (TV)	W/L	Score	Attend.	High Points	High Rebounds
11/08/10	7:00 p.m.	+RHODE ISLAND (ESPN-U)	W	83-75	9256	(24) Brad Wanamaker	(11) Talib Zanna
11/10/10	7:00 p.m.	+ILLINOIS-CHICAGO (ESPN3.com)	W	97-54	9148	(24) Ashton Gibbs	(8) Taylor/McGhee
11/13/10	4:00 p.m.	NORTH FLORIDA (ESPN-R)	W	95-49	10052	(19) J.J. Moore	(11) Dante Taylor
11/18/10	7:00 p.m.	vs. ^Maryland (ESPN2)	W	79-70	12210	(14) Talib Zanna	(12) Talib Zanna
11/19/10	7:00 p.m.	vs. ^Texas (ESPN2)	W	68-66	11723	(24) Ashton Gibbs	(6) Zanna/Wanamaker
11/23/10	7:00 p.m.	ROBERT MORRIS (ESPN-R)	W	74-53	10121	(20) Ashton Gibbs	(12) Gary McGhee
11/27/10	7:00 p.m.	PENN (ESPN3.com)	W	82-58	10594	(12) Ashton Gibbs	(7) Gilbert Brown
12/01/10	9:20 p.m.	vs. &Duquesne (ESPN-U)	W	80-66	12860	(22) Ashton Gibbs	(13) Gary McGhee
12/04/10	2:00 p.m.	RIDER (ESPN-R)	W	87-68	8719	(16) Wanamaker/Gibbs	(10) Gary McGhee
12/08/10	7:00 p.m.	DELAWARE STATE (ESPN3.com)	W	70-42	8520	(14) Dante Taylor	(10) Gary McGhee
12/11/10	3:15 p.m.	vs. @Tennessee (ESPN)	L	76-83	15166	(21) Brad Wanamaker	(7) Gary McGhee
12/18/10	7:00 p.m.	MD. EASTERN SHORE (ESPN-R)	W	97-64	9515	(28) Gilbert Brown	(10) Gary McGhee
12/22/10	7:00 p.m.	AMERICAN (ESPN3.com)	W	61-46	9489	(19) Brad Wanamaker	(7) Dante Taylor
12/27/10	8:30 p.m.	*CONNECTICUT (ESPN2)	W	78-63	12725	(21) Ashton Gibbs	(11) Gary McGhee
01/04/11	7:04 p.m.	at *Providence (ESPN-R)	W	83-79	9181	(19) Gilbert Brown	(9) Gary McGhee
01/08/11	2:00 p.m.	*MARQUETTE (ESPN-R)	W	89-81	11438	(19) Ashton Gibbs	(7) Gilbert Brown
01/12/11	7:00 p.m.	at *Georgetown (ESPN)	W	72-57	15712	(22) Ashton Gibbs	(9) Gary McGhee
01/15/11	7:00 p.m.	*SETON HALL (ESPN-R)	W	74-53	9236	(13) Gary McGhee	(10) Gary McGhee
01/17/11	7:30 p.m.	*SYRACUSE (ESPN)	W	74-66	12925	(21) Nasir Robinson	(13) Gary McGhee
01/22/11	3:00 p.m.	at *DePaul (ESPN-R)	W	80-50	8325	(17) Gilbert Brown	(15) Gary McGhee
01/24/11	7:00 p.m.	*NOTRE DAME (ESPN)	L	51-56	12591	(13) Gilbert Brown	(7) Gary McGhee
01/29/11	8:00 p.m.	at *Rutgers (ESPN2)	W	65-62	8024	(24) Ashton Gibbs	(8) Gary McGhee
02/05/11	6:00 p.m.	*CINCINNATI (ESPN-R)	W	71-59	12615	(25) Ashton Gibbs	(13) Gary McGhee
02/07/11	7:00 p.m.	at *West Virginia (ESPN)	W	71-66	14175	(15) Nasir Robinson	(9) Brad Wanamaker
02/12/11	9:00 p.m.	at *Villanova (ESPN)	W	57-54	6500	(21) Brad Wanamaker	(7) Nasir Robinson
02/16/11	7:00 p.m.	*USF (ESPN3.com)	W	67-55	12519	(13) Robinson/Wanamaker	(10) Nasir Robinson
02/19/11	Noon	at *ST. JOHN'S (ESPN)	L	59-60	14514	(26) Ashton Gibbs	(5) McGhee/Brown
02/24/11	9:00 p.m.	*WEST VIRGINIA (ESPN)	W	71-58	12876	(15) Nasir Robinson	(7) Brad Wanamaker
02/27/11	2:05 p.m.	at *LOUISVILLE (CBS)	L-OT	59-62	22758	(20) Gilbert Brown	(12) Brad Wanamaker
03/02/11	9:00 p.m.	at *USF (ESPN-U)	W	66-50	4640	(18) Nasir Robinson	(10) Nasir Robinson
03/05/11	4:00 p.m.	*VILLANOVA (CBS)	W	60-50	12843	(18) Ashton Gibbs	(10) Gary McGhee
03/10/11	Noon	vs. #Connecticut (ESPN)	L	74-76	19375	(27) Ashton Gibbs	(7) Dante Taylor
03/17/11	3:10 p.m.	vs. \$UNC-Asheville (truTV)	W	74-51	17578	(26) Ashton Gibbs	(11) Gary McGhee
03/19/11	7:10 p.m.	vs. \$Butler (TNT)	L	70-71	18684	(24) Gilbert Brown	(7) Wanamaker/McGhee

+2K Sports Classic/Coaches vs. Cancer, Pittsburgh, Pa.; ^2K Sports Classic/Coaches vs. Cancer, New York, N.Y., Madison Square Garden; &Played at Consol Energy Center, neutral site game; @SEC/Big East Invitational, Pittsburgh, Pa., Consol Energy Center; #Big East Championship, New York, N.Y., Madison Square Garden; \$NCAA Tournament Second and Third Rounds, Washington, D.C., Verizon Center; *Conference game



BIG EAST CONFERENCE GAMES (15-3)

##	Player	GP	GS	Min	Avg	TOTAL			3-PTS			REBOUNDS						PF	FO	A	TO	Blk	Stl	Pts	Avg		
						FG	FGA	Pct	3FG	FGA	Pct	FT	FTA	Pct	Off	Def	Tot									Avg	
12	Ashton Gibbs	15	14	514	34.3	76	172	.442	49	101	.485	43	46	.935	6	26	32	2.1	23	0	33	25	0	3	244	16.3	
22	Brad Wanamaker	18	18	579	32.2	68	161	.422	7	24	.292	57	79	.722	22	74	96	5.3	46	1	87	41	6	25	200	11.1	
05	Gilbert Brown	18	18	525	29.2	62	137	.453	22	54	.407	49	61	.803	28	45	73	4.1	43	1	44	34	4	8	195	10.8	
35	Nasir Robinson	18	18	479	26.6	72	134	.537	0	2	.000	41	75	.547	38	50	88	4.9	45	0	26	36	3	11	185	10.3	
52	Gary McGhee	18	18	454	25.2	59	95	.621	0	0	.000	29	55	.527	50	102	152	8.4	42	1	7	13	28	4	147	8.2	
01	Travon Woodall	18	4	403	22.4	34	96	.354	13	46	.283	35	46	.761	4	42	46	2.6	50	2	52	31	2	10	116	6.4	
11	Dante Taylor	17	0	246	14.5	22	42	.524	0	0	.000	14	25	.560	18	40	58	3.4	38	1	5	7	9	2	58	3.4	
21	Lamar Patterson	16	0	205	12.8	14	30	.467	4	10	.400	13	18	.722	12	20	32	2.0	15	0	23	9	2	9	45	2.8	
44	J.J. Moore	10	0	65	6.5	6	21	.286	2	8	.250	11	15	.733	3	4	7	0.7	6	0	0	5	0	3	25	2.5	
42	Talib Zanna	14	0	100	7.1	11	23	.478	0	0	.000	6	13	.462	12	13	25	1.8	14	0	2	9	2	4	28	2.0	
55	J.J. Richardson	11	0	47	4.3	2	5	.400	0	1	.000	0	0	.000	0	8	8	0.7	11	0	0	1	2	0	4	0.4	
14	Nick Rivers	4	0	4	1.0	0	2	.000	0	0	.000	0	0	.000	0	0	0	0.0	1	0	0	0	0	0	0	0.0	
15	Aron Nwankwo	3	0	3	1.0	0	1	.000	0	0	.000	0	0	.000	0	0	0	0.0	0	0	0	0	0	0	0	0.0	
TEAM.....																											
Total.....		18	18	3624	201.3	426	919	.464	97	246	.394	298	433	.688	220	453	673	37.4	336	6	279	218	58	79	1247	69.3	
Opponents.....		18	18	3624	201.3	376	971	.387	95	310	.306	234	341	.686	199	345	544	30.2	363	-	200	189	85	95	1081	60.1	
Score by Periods:				1st	2nd	OT	2OT	3OT	Total	Deadball Rebounds:				Off.	Def.	Total											
Pitt				568	676	3	-	-	1247	Pitt				56	3	59											
Opponents				476	599	6	-	-	1081	Opponents				47	7	54											

BIG EAST TOURNAMENT GAMES (0-1)

##	Player	GP	GS	Min	Avg	TOTAL			3-PTS			REBOUNDS						PF	FO	A	TO	Blk	Stl	Pts	Avg	
						FG	FGA	Pct	3FG	FGA	Pct	FT	FTA	Pct	Off	Def	Tot									Avg
12	Ashton Gibbs	1	1	36	36.0	10	13	.769	6	7	.857	1	1	1.000	0	2	2	2.0	1	0	4	2	0	2	27	27.0
22	Brad Wanamaker	1	1	35	35.0	5	11	.455	1	2	.500	6	6	1.000	1	4	5	5.0	2	0	4	2	1	0	17	17.0
35	Nasir Robinson	1	1	27	27.0	5	8	.625	0	0	.000	1	2	.500	1	2	3	3.0	4	0	2	2	0	0	11	11.0
05	Gilbert Brown	1	1	36	36.0	3	7	.429	0	0	.000	3	3	1.000	1	2	3	3.0	2	0	2	3	0	0	9	9.0
01	Travon Woodall	1	0	15	15.0	2	3	.667	1	1	1.000	0	0	.000	0	2	2	2.0	1	0	0	1	0	0	5	5.0
11	Dante Taylor	1	0	18	18.0	2	5	.400	0	0	.000	0	0	.000	4	3	7	7.0	3	0	0	0	1	0	4	4.0
52	Gary McGhee	1	1	18	18.0	0	1	.000	0	0	.000	1	2	.500	1	1	2	2.0	4	0	0	0	0	0	1	1.0
55	J.J. Richardson	1	0	7	7.0	0	0	.000	0	0	.000	0	0	.000	0	0	0	0.0	2	0	0	0	0	0	0	0.0
21	Lamar Patterson	1	0	8	8.0	0	1	.000	0	1	.000	0	0	.000	0	0	0	0.0	0	0	0	1	1	1	0	0.0
TEAM.....																										
Total.....		1	1	200	200.0	27	49	.551	8	11	.727	12	14	.857	9	16	25	25.0	19	0	12	11	3	3	74	74.0
Opponents.....		1	1	200	200.0	26	58	.448	3	12	.250	21	25	.840	17	15	32	32.0	14	-	7	6	2	8	76	76.0
Score by Periods:				1st	2nd	OT	Total	Deadball Rebounds:				Off.	Def.	Total												
Pitt				41	33	-	74	Pitt				0	0	0												
Opponents				40	36	-	76	Opponents				3	0	3												

NCAA TOURNAMENT GAMES (1-1)

##	Player	GP	GS	Min	Avg	TOTAL			3-PTS			REBOUNDS						PF	FO	A	TO	Blk	Stl	Pts	Avg	
						FG	FGA	Pct	3FG	FGA	Pct	FT	FTA	Pct	Off	Def	Tot									Avg
12	Ashton Gibbs	2	2	70	35.0	14	23	.609	7	10	.700	2	3	.667	0	7	7	3.5	1	0	5	2	0	2	37	18.5
05	Gilbert Brown	2	2	65	32.5	10	19	.526	5	10	.500	8	9	.889	3	10	13	6.5	6	0	5	4	1	0	33	16.5
35	Nasir Robinson	2	2	54	27.0	11	17	.647	0	0	.000	6	12	.500	3	2	5	2.5	5	0	2	2	0	0	28	14.0
22	Brad Wanamaker	2	2	64	32.0	4	12	.333	0	1	.000	6	6	1.000	1	8	9	4.5	5	0	10	5	0	1	14	7.0
52	Gary McGhee	2	2	55	27.5	5	10	.500	0	0	.000	3	7	.429	7	11	18	9.0	5	0	2	2	0	0	13	6.5
01	Travon Woodall	2	0	40	20.0	3	11	.273	1	4	.250	2	2	1.000	1	5	6	3.0	2	0	10	2	0	2	9	4.5
11	Dante Taylor	2	0	24	12.0	3	5	.600	0	0	.000	1	2	.500	4	4	8	4.0	6	0	2	0	0	7	3.5	
21	Lamar Patterson	2	0	24	12.0	1	7	.143	1	5	.200	0	0	.000	4	3	7	3.5	4	0	5	3	0	1	3	1.5
15	Aron Nwankwo	1	0	1	1.0	0	1	.000	0	0	.000	0	0	.000	0	0	0	0.0	0	0	0	0	0	0	0	0.0
44	J.J. Moore	1	0	1	1.0	0	0	.000	0	0	.000	0	0	.000	0	0	0	0.0	0	0	0	0	0	0	0	0.0
14	Nick Rivers	1	0	1	1.0	0	0	.000	0	0	.000	0	0	.000	0	0	0	0.0	0	0	0	0	0	0	0	0.0
55	J.J. Richardson	1	0	1	1.0	0	0	.000	0	0	.000	0	2	.000	1	1	2	2.0	0	0	0	0	0	0	0	0.0
TEAM.....																										
Total.....		2	2	400	200.0	51	105	.486	14	30	.467	28	43	.651	29	54	83	41.5	34	0	39	24	1	6	144	72.0
Opponents.....		2	2	400	200.0	41	107	.383	15	46	.326	25	33	.758	14	35	49	24.5	39	-	21	16	8	9	122	61.0
Score by Periods:				1st	2nd	OT	Total	Deadball Rebounds:				Off.	Def.	Total												
Pitt				67	90	-	157	Pitt				11	0	11												
Opponents				61	76	-	137	Opponents				10	1	11												

ATTENDANCE SUMMARY

OVERALL ATTENDANCE

Attendance	Games	Totals	Avg/Game
Home	18	195182	10843
Away	9	103829	11537
Neutral	7	107596	15371
Total	34	406607	11959

CONFERENCE ATTENDANCE

Attendance	Games	Totals	Avg/Game
Home	9	109768	12196
Away	9	103829	11537
Neutral	0	0	0
Total	18	213597	11867



2010-11 HIGHS & LOWS

PITT TEAM HIGHS & LOWS

Points:	High	97	two times
	Low	51	Notre Dame (01/24/11)
Field Goals Made:	High	41	Maryland Eastern Shore (12/18/10)
	Low	16	at Rutgers (01/29/11)
Field Goal Attempts:	High	80	North Florida (11/13/10)
	Low	41	Villanova (03-05-11)
Field Goal Percentage:	High	.600	Marquette, 30-50 (01/08/11)
	Low	.356	at Rutgers, 16-45 (01/29/11)
3-Point FG Made:	High	11	Illinois-Chicago (11/10/10)
	Low	1	two times
3-Point FG Attempts:	High	23	North Florida (11/13/10)
	Low	6	at West Virginia (02/07/11)
3-Point FG Percentage:	High	.727	vs. Connecticut, 8-11 (03/10/11)
	Low	.100	at Villanova, 1-10 (02/12/11)
Free Throws Made:	High	28	at Rutgers (01/29/11)
	Low	6	Maryland Eastern Shore (12/18/10)
Free Throw Attempts:	High	42	vs. Tennessee (12-11-10)
	Low	11	Maryland Eastern Shore (12/18/10)
Free Throw Percentage:	High	.885	Villanova, 23-26 (03-05-11)
	Low	.520	American, 13-25 (12/22/10)
Rebounds:	High	59	North Florida (11/13/10)
	Low	25	vs. Connecticut (03/10/11)
Assists:	High	33	Maryland Eastern Shore (12/18/10)
	Low	8	two times
Steals:	High	8	six times
	Low	2	five times
Blocked Shots:	High	11	vs. Duquesne (12/01/10)
	Low	0	vs. Butler (03/19/11)
Turnovers:	High	23	at Providence (01/04/11)
	Low	5	two times
Fouls:	High	27	at St. John's (02/19/11)
	Low	10	North Florida (11/13/10)

OPPONENT HIGHS & LOWS

Points:	High	83	vs. Tennessee (12/11/10)
	Low	42	Delaware State (12/08/10)
Field Goals Made	High	29	at Providence (01/04/11)
	Low	14	Delaware State (12/08/10)
Field Goal Attempts:	High	69	vs. Duquesne (12/01/10)
	Low	39	Notre Dame (01/24/11)
Field Goal Percentage:	High	.563	vs. Tennessee, 27-48 (12/11/10)
	Low	.309	two times
3-Point FG Made:	High	14	Rhode Island (11/08/10)
	Low	1	at South Florida (03/02/11)
3-Point FG Attempts:	High	32	two times
	Low	7	at St. John's (02/19/11)
3-Point FG Percentage:	High	.636	vs. Tennessee, 7-11 (12/11/10)
	Low	.111	at South Florida, 1-9 (03/02/11)
Free Throws Made:	High	23	at St. John's (02/19/11)
	Low	3	two times
Free Throw Attempts:	High	32	at St. John's (02/19/11)
	Low	4	American (12/22/10)
Free Throw Percentage:	High	1.000	Delaware State, 8-8 (12/08/10)
	Low	.364	Robert Morris, 4-11 (11/23/10)
Rebounds:	High	40	Cincinnati (02/05/11)
	Low	18	two times
Assists:	High	18	at Louisville (02/27/11)
	Low	4	Villanova (03/05/11)
Steals:	High	14	at Providence (01/04/11)
	Low	0	Illinois-Chicago (11/10/10)
Blocked Shots:	High	11	Seton Hall (01/15/11)
	Low	0	twice
Turnovers:	High	21	North Florida (11/13/10)
	Low	2	Marquette (01/08/11)
Fouls:	High	32	vs. Tennessee (12/11/10)
	Low	11	Seton Hall (01/15/11)

PITT INDIVIDUAL HIGHS

Points:	28	Gilbert Brown vs. Maryland Eastern Shore (12/18/10)
	27	Ashton Gibbs vs. Connecticut (03/10/11)
	26	Ashton Gibbs vs. UNC-Asheville (03/17/11)
	26	Ashton Gibbs at St. John's (02/19/11)
	25	Ashton Gibbs vs. Cincinnati (02/05/11)
FG Made:	11	Gilbert Brown vs. Maryland Eastern Shore (12/18/10)
	10	Ashton Gibbs vs. Connecticut (03/10/11)
FG Attempts:	16	Ashton Gibbs vs. UNC-Asheville (03/17/11)
	15	four times
FG Pct:	.875	Gilbert Brown, 7-8, at Providence (01/04/11)
	.875	Brad Wanamaker, 7-8, vs. Illinois-Chicago (11/10/10)
3FGM:	6	Ashton Gibbs vs. UNC-Asheville (03/17/11)
	6	Ashton Gibbs vs. Connecticut (03/10/11)
	6	Ashton Gibbs at St. John's (02/19/11)
3FG Attempts:	10	Ashton Gibbs at Georgetown (01/12/11)
	10	Ashton Gibbs vs. Illinois-Chicago (11/10/10)
3FG Pct:	1.000	Ashton Gibbs, 5-5, vs. Cincinnati (02/05/11)
FT Made:	10	Brad Wanamaker vs. Rhode Island (01/08/10)
	9	Nasir Robinson at Villanova (02/12/11)
FT Attempts:	14	Nasir Robinson at Villanova (02/12/11)
	13	Brad Wanamaker vs. Rhode Island (01/08/10)
FT Pct:	1.000	11 times, 6-6
Rebounds:	15	Gary McGhee at DePaul (01/22/11)
	13	Gary McGhee vs. Cincinnati (02/05/11)
	13	Gary McGhee vs. Syracuse (01/17/11)
	13	Gary McGhee vs. Duquesne (12/01/10)
Assists:	11	Brad Wanamaker vs. Rider (12/04/10)
	9	four times
Steals:	5	Brad Wanamaker vs. Tennessee (12/11/10)
	4	Brad Wanamaker vs. North Florida (01/13/10)
Blocked Shots:	7	Gary McGhee vs. Duquesne (12/01/10)
	4	Gary McGhee vs. Cincinnati (02/05/11)
Turnovers:	7	Brad Wanamaker vs. Duquesne (12/01/10)
	6	Ashton Gibbs vs. Maryland (11/18/10)

OPPONENT INDIVIDUAL HIGHS

Points:	31	Kemba Walker vs. Connecticut (12/27/10)
	30	Shelvin Mack vs. Butler (03/19/11)
	28	Marshon Brooks at Providence (01/04/11)
	28	Jordan Hamilton vs. Texas (11/19/10)
	27	Maalik Wayns vs. Villanova (03/05/11)
	27	Scotty Hopson vs. Tennessee (12/11/10)
FG Made:	12	Mike Ringgold vs. Rider (12/04/10)
	10	four times
FG Attempts:	27	Kemba Walker vs. Connecticut (12/27/10)
	22	Kemba Walker vs. Connecticut (03/10/11)
FG Pct:	.875	Miles Cartwright, 7-8, vs. Penn (11/27/10)
	.833	Tyler Hines, 5-6, vs. Md.-Eastern Shore (12/18/10)
3FGM:	7	Shelvin Mack vs. Butler (03/19/11)
	6	Maalik Wayns vs. Villanova (03/05/11)
3FG Attempts:	12	Shelvin Mack vs. Butler (03/19/11)
	12	Maalik Wayns vs. Villanova (03/05/11)
3FG Pct:	1.000	Scotty Hopson, 3-3, vs. Tennessee (12/11/10)
FT Made:	10	Dwight Hardy at St. John's (02/19/11)
	10	Melvin Goins vs. Tennessee (12/11/10)
FT Attempts:	12	Dwight Hardy at St. John's (02/19/11)
	12	Melvin Goins vs. Tennessee (12/11/10)
FT Pct:	1.000	Casey Mitchell, 8-8 vs. West Virginia (02/24/11)
	1.000	two times, 6-6
Rebounds:	12	Jarrid Famous at South Florida (03/02/11)
	12	Russel Johnson vs. Robert Morris (11/23/10)
Assists:	10	Vincent Council at Providence (01/04/11)
	10	Daniel West vs. Rhode Island (11/08/10)
Steals:	6	Vincent Council at Providence (01/04/11)
	5	Kemba Walker vs. Connecticut (12/27/10)
	5	T.J. McConnell vs. Duquesne (12/01/10)
Blocked Shots:	6	Herb Pope vs. Seton Hall (01/15/11)
	4	three times
Turnovers:	6	Daniel West vs. Rhode Island (11/08/10)
	5	six times



POINTS-REBOUNDS-ASSISTS

Opponent	Date	1 Travon Woodall	5 Gilbert Brown	11 Dante Taylor	12 Ashton Gibbs	14 Nick Rivers	15 Aron Nwkwwo	21 Lamar Ptterson	22 Brad Wnmkr	35 Nasir Robinson	42 Talib Zanna	44 J.J. Moore	52 Gary McGhee	55 J.J. Richrdsn
Rhode Island	11/08/10	7-3-3	10-6-3	2-3-1	22-4-3	DNP	DNP	5-4-1	24-3-8	DNP	9-11-0	DNP	4-6-0	0-0-0
Ill.-Chicago	11/10/10	10-3-2	12-6-3	9-8-0	24-0-7	0-0-1	0-0-0	3-2-2	17-6-9	DNP	2-5-0	9-3-2	9-8-0	2-1-1
North Florida	11/13/10	10-0-5	4-6-4	7-11-1	12-4-6	3-1-3	0-0-1	4-4-1	17-6-2	DNP	13-9-0	19-8-3	2-5-0	4-2-0
vs. Maryland	11/18/10	11-2-5	11-7-2	8-4-0	13-7-2	DNP	DNP	7-2-1	10-4-2	4-1-0	14-12-0	0-0-0	1-4-0	0-0-0
vs. Texas	11/19/10	7-1-5	8-4-3	4-3-1	24-4-2	DNP	DNP	0-2-0	9-6-5	9-1-0	2-6-0	0-0-0	5-3-0	0-1-0
RobertMorris	11/23/10	1-3-3	11-1-1	6-6-0	20-1-3	0-0-0	DNP	2-3-1	17-7-7	2-11-0	2-2-1	2-0-1	11-12-0	0-1-0
Penn	11/27/10	7-2-6	9-7-3	11-4-0	12-0-2	0-0-0	0-0-0	2-0-1	6-6-6	9-4-1	6-5-0	11-5-0	3-0-0	6-0-0
vs. Duquesne	12/01/10	7-3-4	4-4-7	9-6-0	22-5-0	DNP	DNP	5-1-3	4-8-1	14-12-1	3-1-0	0-0-0	12-13-1	DNP
Rider	12/04/10	2-1-4	11-3-3	12-5-0	16-0-3	0-0-1	0-1-0	5-1-1	16-3-11	7-3-2	6-5-0	5-1-1	7-10-0	0-0-1
Delaware St.	12/08/10	2-1-2	8-3-2	14-10-1	9-1-2	0-0-0	1-2-0	0-2-2	8-4-6	6-7-2	2-2-0	10-2-3	4-5-0	6-1-0
vs. Tennessee	12/11/10	11-0-2	15-3-1	3-5-1	15-2-3	DNP	DNP	0-0-0	21-5-9	5-2-1	4-3-0	0-1-0	2-7-0	DNP
UMES	12/18/10	11-3-9	28-5-5	4-3-1	15-2-7	2-0-1	0-0-0	3-2-1	0-3-6	8-8-1	7-5-2	5-2-0	10-10-0	4-4-0
American	12/22/10	1-1-5	15-5-4	9-7-0	10-2-4	DNP	DNP	0-2-0	19-6-1	2-6-1	2-2-0	0-0-0	3-6-0	DNP
UConn	12/27/10	9-0-2	6-2-4	3-3-0	21-1-7	DNP	DNP	DNP	14-2-1	11-10-4	0-2-0	3-1-0	11-11-1	DNP
at Providence	01/04/11	9-2-2	19-5-2	7-3-1	9-2-4	DNP	DNP	5-2-3	10-5-5	11-3-1	0-1-0	0-0-0	13-9-0	DNP
Marquette	01/08/11	8-3-3	14-7-4	5-5-0	19-2-5	DNP	DNP	5-5-2	15-5-6	9-0-3	2-3-0	DNP	12-6-1	0-0-0
at Gtown	01/12/11	5-6-5	12-2-3	3-2-0	22-2-2	DNP	DNP	0-2-0	14-2-4	8-3-1	0-3-0	DNP	8-9-0	0-0-0
Seton Hall	01/15/11	8-4-3	5-4-2	7-5-2	8-4-1	0-0-0	0-0-0	0-0-2	9-7-7	8-4-2	10-4-1	6-2-0	13-10-0	0-1-0
Syracuse	01/17/11	5-4-3	12-7-4	2-2-0	11-2-1	DNP	DNP	2-1-1	15-5-6	21-7-2	2-0-0	DNP	4-13-1	DNP
at DePaul	01/22/11	8-1-2	17-4-0	6-3-0	13-3-3	0-0-0	0-0-0	6-4-2	9-4-9	8-8-2	0-1-0	8-2-0	5-15-0	0-1-0
Notre Dame	01/24/11	6-1-2	13-6-1	2-2-0	9-1-2	DNP	DNP	0-0-0	12-5-3	4-5-1	0-1-0	DNP	5-7-0	DNP
at Rutgers	01/29/11	2-2-1	9-5-1	2-3-0	24-4-0	DNP	DNP	2-6-1	9-4-3	4-3-1	0-1-0	DNP	13-8-1	DNP
Cincinnati	02/05/11	7-3-4	11-3-3	DNP	25-1-2	DNP	DNP	DNP	8-7-3	7-3-3	3-3-0	4-1-0	6-13-0	0-0-0
at WVU	02/07/11	12-2-3	9-2-3	5-6-0	DNP	DNP	DNP	4-3-2	11-9-3	15-8-0	0-2-0	2-1-0	13-6-1	DNP
at Villanova	02/12/11	8-1-1	4-3-4	1-1-0	DNP	DNP	DNP	0-0-0	21-4-1	15-7-2	0-0-0	2-0-0	6-5-0	DNP
USF	02/16/11	6-3-5	11-7-4	2-1-0	DNP	DNP	DNP	2-1-1	13-2-5	13-10-0	11-2-1	0-0-0	9-7-1	0-2-0
at St. John's	02/19/11	6-3-4	3-5-2	5-4-1	26-3-1	DNP	DNP	0-0-0	6-4-4	6-2-2	0-2-0	DNP	7-5-0	0-0-0
WVU	02/24/11	4-4-6	11-2-3	2-5-0	9-2-1	DNP	DNP	11-3-5	11-7-8	15-2-0	DNP	DNP	6-4-0	2-2-0
at Louisville	02/27/11	4-3-2	20-5-2	2-4-0	14-1-0	DNP	DNP	0-1-1	13-12-6	3-2-1	DNP	DNP	3-9-0	0-0-0
at USF	03/02/11	0-3-1	10-1-1	0-4-1	16-2-3	0-0-0	0-0-0	4-2-3	7-7-7	18-10-0	DNP	0-0-0	9-5-1	2-1-0
Villanova	03/05/11	9-1-3	9-3-1	4-5-0	18-2-1	0-0-0	DNP	4-2-0	3-5-6	9-1-1	DNP	0-0-0	4-10-0	0-1-0
vs. UConn	03/10/11	5-2-0	9-3-2	4-7-0	27-2-4	DNP	DNP	0-0-0	17-5-4	11-3-2	DNP	DNP	1-2-0	0-0-0
vs. UNC-Ash.	03/17/11	4-5-6	9-9-2	7-5-0	26-2-1	0-0-0	0-0-0	3-5-2	6-2-3	12-3-2	DNP	0-0-0	7-11-2	0-2-0
vs. Butler	03/19/11	5-1-4	24-4-3	0-3-0	11-5-4	DNP	DNP	0-2-3	8-7-7	16-2-0	DNP	DNP	6-7-0	DNP

2010-11 BIG EAST RESULTS

2010-11 BIG EAST FINAL STANDINGS

	Conference				Overall				N	Streak
	W-L	Pct.	H	A	W-L	Pct.	H	A		
PITT	15-3	.833	8-1	7-2	28-6	.824	17-1	7-2	4-3	Lost 1
Notre Dame	14-4	.778	9-0	4-4	27-7	.794	17-0	5-4	5-3	Lost 1
Louisville	12-6	.667	9-0	3-6	25-10	.714	19-2	4-6	2-2	Lost 2
Syracuse	12-6	.667	6-3	6-3	27-8	.788	16-3	6-3	5-2	Lost 1
St. John's	12-6	.667	7-2	5-4	21-12	.636	12-3	5-7	4-2	Lost 2
West Virginia	11-7	.611	7-2	4-5	21-12	.636	12-2	5-6	4-4	Lost 1
Cincinnati	11-7	.611	6-3	5-4	26-9	.743	15-3	8-4	3-2	Lost 1
Georgetown	10-8	.556	5-4	5-4	21-11	.656	10-4	7-5	4-0	Lost 1
Connecticut	9-9	.500	5-4	4-5	32-9	.780	13-4	5-5	14-0	Won 11
Villanova	9-9	.500	6-4	4-5	21-12	.636	13-4	7-5	1-3	Lost 6
Marquette	9-9	.500	6-3	3-6	22-15	.594	14-4	4-7	4-4	Lost 1
Seton Hall	7-11	.389	4-5	3-6	13-18	.419	8-7	4-7	1-4	Lost 1
Rutgers	5-13	.278	3-5	2-7	15-17	.469	10-6	3-8	2-3	Lost 1
Providence	4-14	.222	4-5	0-9	15-17	.469	13-5	0-10	1-2	Lost 1
USF	3-15	.167	2-7	1-8	10-23	.303	7-9	1-12	2-2	Lost 1
DePaul	1-17	.056	0-9	1-8	7-24	.226	6-11	1-9	0-4	Lost 6

2011 NCAA TOURNAMENT RESULTS

March 17 ■ NCAA Second Round
 No. 5 West Virginia 84, No. 12 Clemson 76
 No. 13 Morehead St. 62, No. 4 Louisville 61
 No. 1 Pitt 74, No. 16 UNC-Asheville 51
 No. 11 Gonzaga 86, No. 6 St. John's 71
 No. 3 Connecticut 81, No. 14 Bucknell 52
 No. 6 Cincinnati 78, No. 11 Missouri 63

March 18 ■ NCAA Second Round
 No. 2 Notre Dame 69, No. 14 Akron 56
 No. 11 VCU 74, No. 6 Georgetown 56
 No. 8 George Mason 61, No. 9 Villanova 57
 No. 11 Marquette 66, No. 6 Xavier 55
 No. 3 Syracuse 77, No. 14 Indiana State 60

March 19 ■ NCAA Third Round
 No. 4 Kentucky 71, No. 5 West Virginia 63
 No. 8 Butler 71, No. 1 Pitt 70

No. 3 Connecticut 69, No. 6 Cincinnati 58

March 20 ■ NCAA Third Round
 No. 11 Marquette 66, No. 3 Syracuse 62
 No. 10 Florida State 71, No. 2 Notre Dame 57

March 24 ■ NCAA Regionals
 No. 3 Connecticut 74, No. 2 San Diego St. 67
 No. 2 North Carolina 81, No. 11 Marquette 63

March 26 ■ NCAA Regional Finals
 No. 3 Connecticut 65, No. 5 Arizona 63

April 2 ■ Final Four
 No. 3 Connecticut 56, No. 4 Kentucky 55

April 4 ■ Final Four
 No. 3 Connecticut 53, No. 8 Butler 41

2010-11 ALL-BIG EAST SELECTIONS

POSTSEASON AWARD WINNERS

Player of the Year: Ben Hansbrough, Notre Dame
 Coach of the Year: Mike Brey, Notre Dame
 Rookie of the Year: Cleveland Melvin, DePaul
 Defensive Player of the Year: Rick Jackson, Syracuse
 Most Improved Player: Dwight Hardy, St. John's

Sportsmanship Award: Brad Wanamaker, Pitt

Sixth Man Award: Justin Burrell, St. John's
 Big East Scholar-Athlete Award: Tim Abromaitis, Notre Dame

All-BIG EAST First Team

Kemba Walker, Connecticut; Austin Freeman, Georgetown; *Ben Hansbrough, Notre Dame; Ashton Gibbs, Pitt; Marshon Brooks, Providence; Dwight Hardy, St. John's

All-BIG EAST Second Team

Preston Knowles, Louisville; Darius Johnson-Odom, Marquette; Brad Wanamaker, Pitt; Rick Jackson, Syracuse; Corey Fisher, Villanova

All-BIG EAST Third Team

Chris Wright, Georgetown; Tim Abromaitis, Notre Dame; Jeremy Hazell, Seton Hall; Kris Joseph, Syracuse; Corey Stokes, Villanova

BIG EAST Honorable Mention

Peyton Siva, Louisville; Jimmy Butler, Marquette; Scoop Jardine, Syracuse; Kevin Jones, West Virginia

BIG EAST All-Rookie Team

Sean Kilpatrick, Cincinnati; Jeremy Lamb, Connecticut; Shabazz Napier, Connecticut; *Cleveland Melvin, DePaul; Brandon Young, DePaul; Gilydas Biruta, Rutgers

*denotes unanimous selection



FINAL BIG EAST STATISTICS

INDIVIDUAL STATISTICS

SCORING

Player Team	GP	Points	PPG
1. Marshon Brooks, PC	32	788	24.6
6. Ashton Gibbs, Pitt	31	522	16.8
30. Brad Wanamaker, Pitt	34	399	11.7

REBOUNDING

Player Team	GP	Reb.	RPG
1. Rick Jackson, SU	35	360	10.3
4. Gary McGhee, Pitt	34	261	7.7

FIELD GOAL PERCENTAGE

Player Team	GP	FG-A	Pct.
1. Rick Jackson, SU	35	193-328	58.8
2. Nasir Robinson, Pitt	31	115-210	54.8

3-POINT FIELD GOAL PERCENTAGE

Player Team	GP	3FG-A	Pct.
1. Ashton Gibbs, Pitt	31	102-208	49.0
7. Gilbert Brown, Pitt	34	43-104	41.3

3-POINT FIELD GOALS MADE

Player Team	GP	3FGM	3FG
1. Ashton Gibbs, Pitt	31	102	329
2. Corey Stokes, VU	29	89	307

FREE THROW PERCENTAGE

Player Team	GP	FTM-A	Pct.
1. Corey Stokes, VU	29	84-94	89.4
2. Ashton Gibbs, Pitt	31	80-90	88.9
11. Gilbert Brown, Pitt	34	86-109	78.9

ASSISTS

Player Team	GP	Total	APG
1. Vincent Council, PC	32	189	5.91
5. Brad Wanamaker, Pitt	34	174	5.12

STEALS

Player Team	GP	Total	SPG
1. Duke Mondy, PC	28	59	2.11
15. Brad Wanamaker, Pitt	34	49	1.44

BLOCKED SHOTS

Player Team	GP	Total	BPG
1. Rick Jackson, SU	35	86	2.46
12. Gary McGhee, Pitt	34	44	1.29

ASSIST:TURNOVER RATIO

Player Team	GP	A:TO	Ratio
1. Eric Atkins, ND	34	110:43	2.56
2. Travon Woodall, Pitt	34	117:50	2.34
3. Brad Wanamaker, Pitt	34	174:77	2.26

OFFENSIVE REBOUNDS

Player Team	GP	Total	RPG
1. Alex Oriakhi, UConn	41	152	3.71
7. Gary McGhee, Pitt	34	89	2.62

DEFENSIVE REBOUNDS

Player Team	GP	Total	RPG
1. Rick Jackson, SU	35	240	6.86
3. Gary McGhee, Pitt	34	172	5.06

TEAM STATISTICS

SCORING OFFENSE

Player Team	GP	Points	PPG
1. Providence	32	2426	75.8
5. Pitt	34	2514	73.9

SCORING DEFENSE

Player Team	GP	Points	PPG
1. Cincinnati	35	2086	59.6
2. Pitt	34	2073	61.0

SCORING MARGIN

Player Team	GP	Off:Def	Mar.
1. Pitt	34	73.9:61.0	+13.0
2. Louisville	35	74.9:64.5	+10.4

FIELD GOAL PERCENTAGE

Player Team	GP	FGM-A	Pct.
1. Georgetown	32	809-1703	47.5
2. Pitt	34	886-1866	47.5

FIELD GOAL PERCENTAGE DEFENSE

Player Team	GP	FGM-A	Pct.
1. Connecticut	41	973-2478	39.3
4. Pitt	34	735-1850	39.7

3-POINT FIELD GOAL PERCENTAGE

Player Team	GP	3FGM-A	Pct.
1. Pitt	34	202-512	39.5
2. Notre Dame	34	273-708	38.6

3-POINT FIELD GOAL PERCENTAGE DEFENSE

Player Team	GP	3FGM-A	Pct.
1. West Virginia	33	172-592	29.1
7. Pitt	34	199-610	32.6

FREE THROW PERCENTAGE

Player Team	GP	FTM-A	Pct.
1. Connecticut	41	627-822	76.3
12. Pitt	34	540-805	67.1

REBOUNDING OFFENSE

Player Team	GP	Reb.	RPG
1. Pitt	34	1359	40.0
2. Connecticut	41	1626	39.7

REBOUNDING DEFENSE

Player Team	GP	Reb.	RPG
1. Pitt	34	992	29.2
2. Cincinnati	35	1088	31.1

REBOUNDING MARGIN

Player Team	GP	Reb.	Mar.
1. Pitt	34	1359-992	+10.8
2. Villanova	33	1223-1076	+4.5

OFFENSIVE REBOUNDS

Player Team	GP	Total	RPG
1. Providence	32	464	14.50
2. Pitt	34	484	14.24

DEFENSIVE REBOUNDS

Player Team	GP	Total	RPG
1. Notre Dame	34	890	26.18
3. Pitt	34	875	25.74

ASSISTS

Player Team	GP	Total	APG
1. Pitt	34	595	17.50
2. Louisville	35	608	17.37

BLOCKED SHOTS

Player Team	GP	Total	BPG
1. Syracuse	35	231	6.60
15. Pitt	34	111	3.26

STEALS

Player Team	GP	Total	SPG
1. Louisville	35	327	9.34
14. Pitt	34	160	4.71

TURNOVER MARGIN

Player Team	GP	TM-Opp.	Mar.
1. St. John's	33	408-530	+3.70
14. Pitt	34	397-378	-0.56

ASSIST:TURNOVER RATIO

Player Team	GP	Total	Ratio
1. Notre Dame	34	563-364	1.55
2. Pitt	34	595-397	1.50

GAME-BY-GAME REVIEW

1

No. 5 PITT 83, RHODE ISLAND 75

November 8, 2010 ■ Petersen Events Center ■ Pittsburgh, Pa.

Pitt erased an eight-point deficit late in the first half with a 9-0 run over the half's final 1:21 to take a 37-36 halftime lead...Pitt used two Brad Wanamaker layups, an Ashton Gibbs 3-pointer and Lamar Patterson dunk in its 9-0 rally...Rhode Island built a 36-28 lead with a layup and 3-pointer from Akeem Richmond and jumper by Will Martell...Pitt led by as many as eight points (70-62) with 5:08 to go but Rhode Island cut the margin down to two points (76-74) with 1:41 to play...Pitt closed the game out by converting 7-8 free throws...The game featured five ties and 12 lead changes...Wanamaker (career-high tying 24 points) and Gibbs (22) both scored over 20 points for the Panthers...Pitt outscored URI 30-13 in the paint and outrebounded the Rams 45-32...Pitt claimed its 14th consecutive season opener, won its 48th straight home game against a non-conference opponent and improved to 76-1 vs. non-conference opponents at the Petersen Events Center...The game marked the first of two contests in the 2K Sports Classic benefiting Coaches vs. Cancer.

RHODE ISLAND 75 (0-1)

Player	tot-fg		3-pt		rebounds			pf	to	a	to	blk	s	min	
	fg	fga	fg	fga	of	de	tot								
JAMES, Delroy-f	6	16	5	10	3	4	5	3	20	2	2	2	0	28	
BROOKS, Ryan-f	3	6	0	0	0	0	0	1	2	3	6	1	2	32	
MARTELL, Will-c	2	7	0	0	4	4	3	3	6	4	8	0	2	18	
JONES, Marquis-g	3	5	1	3	1	1	5	6	3	8	1	2	0	31	
RICHMOND, Akeem-g	5	13	4	10	2	2	0	0	2	16	0	2	0	31	
EAVES, Ben	0	3	0	2	0	2	2	3	5	1	0	1	0	19	
SHENGELIA, Levan	0	0	0	0	0	0	0	0	0	0	0	0	1	1	
VEDDER, Blake	0	0	0	0	0	0	0	0	1	1	0	0	0	1	
WEST, Daniel	1	2	0	1	2	2	0	1	4	4	10	6	3	20	
MALESEVIC, Nikola	4	8	4	6	1	0	1	0	1	4	13	0	0	13	
MALHECIT, Anthony	0	0	0	0	0	1	0	1	0	0	1	0	0	6	
TEAM															
Totals.....	24	60	14	32	13	16	10	22	32	25	75	16	17	6	200

Percentages: FG%: 40.0%; 3FG%: 43.8%; FT%: 81.3%.

PITT 83 (1-0)

Player	tot-fg		3-pt		rebounds			pf	to	a	to	blk	s	min	
	fg	fga	fg	fga	of	de	tot								
BROWN, Gilbert-f	2	8	1	3	5	6	2	3	10	3	4	1	2	23	
ZANNA, Talib-f	4	6	0	0	1	3	4	7	11	2	9	0	2	2	
McGHEE, Gary-c	2	4	0	0	0	2	4	6	3	4	0	2	0	24	
GIBBS, Ashton-g	8	15	2	7	4	5	0	4	4	1	22	3	2	0	
WOODALL, Travon	7	13	0	1	10	13	0	3	3	0	24	8	2	0	
TAYLOR, Dante	3	9	0	2	1	2	1	2	3	2	7	3	1	0	
TAYLOR, Dante	1	2	0	0	0	0	0	2	1	3	1	1	0	12	
PATTERSON, Lamar	2	6	0	2	1	3	1	4	5	1	2	0	2	22	
RICHARDSON, J.J.	0	1	0	0	0	0	0	0	0	0	0	0	0	4	
TEAM															
Totals.....	29	64	3	15	22	30	18	27	45	18	83	19	14	6	200

Percentages: FG%: 45.3%; 3FG%: 20.0%; FT%: 73.3%.

Officials: Bryan Kersey (R), Mike Eades, Ray Natili; Technical fouls: None; Attendance: 9256.

Score by Periods	1st	2nd	Total
Rhode Island	36	39	75
Pitt	37	46	83

2

No. 5 PITT 97, ILLINOIS-CHICAGO 54

November 10, 2010 ■ Petersen Events Center ■ Pittsburgh, Pa.

Pitt built a 22-6 lead with 12:59 to go in the first half and led 43-29 at halftime...Ashton Gibbs and Brad Wanamaker combined for 24 first half points...A 12-2 run to begin the second half gave Pitt a 24-point lead (55-31)...Pitt led by as many as 45 points...Pitt outscored UIC 54-25 and shot 70 percent (21-30) in the second half...Pitt's 43-point victory marked its fifth win by 40 or more points at the PEC and tied for the 18th largest win in school history...Gibbs finished with a career-high seven assists...Pitt improved to 1-0 vs. UIC.

ILLINOIS-CHICAGO 54 (0-1)

Player	tot-fg		3-pt		rebounds			pf	to	a	to	blk	s	min
	fg	fga	fg	fga	of	de	tot							
CARTER, Paul-f	1	10	0	3	4	5	0	2	1	3	4	1	0	24
BIRTON, Brad-f	2	4	0	0										



3

No. 5 PITT 95, NORTH FLORIDA 49

November 13, 2010 ■ Petersen Events Center ■ Pittsburgh, Pa.

Pitt took advantage early, building leads of 22-8 and 41-14 in the first half...The 46-point margin marked Pitt's largest lead in the game...The 46-point win marked the second largest Pitt victory in the Petersen Events Center...Pitt won back-to-back games by 40 or more points for the first time since the 2002-03 season...Pitt tied a school and Petersen Events Center record with 59 rebounds in the game and its 32 offensive rebounds ranked as the highest game total in the Jamie Dixon Era.

NORTH FLORIDA 49 (0-2)

Table with 17 columns: Player, tot-fg, 3-pt, rebounds, pf, tp, a, to, blk, s, min. Lists players like GRANBERRY, DIAZ, SAUEY, HAUGABROOK, WILLIAMS, SMITH, PARKER, WILSON, McROY, HOLMES, JEUNE, GROOTHUIS, and TEAM totals.

Percentages: FG%: 37.5%; 3FG%: 30.8%; FT%: 42.9%.

PITT 95 (3-0)

Table with 17 columns: Player, tot-fg, 3-pt, rebounds, pf, tp, a, to, blk, s, min. Lists players like BROWN, ZANNA, McGHEE, GIBBS, WANAMAKER, WOODALL, TAYLOR, DANTE, RIVERS, NWANKWO, PATTERSON, MOORE, RICHARDSON, and TEAM totals.

Percentages: FG%: 45.0%; 3FG%: 39.1%; FT%: 58.3%.

Officials: Joe Lindsay (R), Todd Williams, Ed Hightower; Technical fouls: None; Attendance: 10052.

Score by Periods table with columns: 1st, 2nd, Total. Shows scores for North Florida and Pitt.

5

No. 5 PITT 68, TEXAS 66

November 19, 2010 ■ Madison Square Garden ■ New York, N.Y.

Pitt won the 2K Sports Classic/Coaches vs. Cancer Classic after Ashton Gibbs scored 19 of his season-high 24 points in the second half...Gibbs gave Pitt a 68-64 lead when he hit a 3-pointer with 1:24 left, then hit two free throws with 23 seconds to go...A tip-in by Texas' Jordan Hamilton made it 68-66 and after Pitt missed the front end of a one-and-one, Texas had one more chance...Texas' Cory Joseph missed on a driving layup and Pitt grabbed the rebound, securing the win...Pitt led the entire game and led by as many as 10 points several times in the second half...Gibbs scored 10 consecutive points in the second half, giving Pitt a nine-point lead (49-40) with 12:44 to go...The Longhorns battled back, cutting leads of 10, 9 and 8 down to two points several times...Gibbs was named tournament MVP and Travon Woodall earned all-tournament team honors...After claiming 14 of its last 19 games at the arena, Pitt improved to 26-11 at MSG since 2000-01...Jamie Dixon improved to 18-9 in games at MSG...Pitt won its 45th of its last 46 games in Nov. and improved to 2-1 vs. Texas.

PITT 68 (5-0)

Table with 17 columns: Player, tot-fg, 3-pt, rebounds, pf, tp, a, to, blk, s, min. Lists players like BROWN, ZANNA, McGHEE, GIBBS, WANAMAKER, WOODALL, TAYLOR, DANTE, PATTERSON, ROBINSON, MOORE, RICHARDSON, and TEAM totals.

Percentages: FG%: 42.1%; 3FG%: 50.0%; FT%: 54.2%.

TEXAS 66 (3-1)

Table with 17 columns: Player, tot-fg, 3-pt, rebounds, pf, tp, a, to, blk, s, min. Lists players like JOHNSON, THOMPSON, HAMILTON, BALBAY, JOSEPH, LUCAS, BROWN, WANGMENE, HILL, and TEAM totals.

Percentages: FG%: 42.0%; 3FG%: 46.2%; FT%: 69.2%.

Officials: Bryan Kersey, Roger Ayers, Brian Dorsey; Technical fouls: None; Attendance: 11723.

Score by Periods table with columns: 1st, 2nd, Total. Shows scores for Pitt and Texas.

4

No. 5 PITT 79, MARYLAND 70

November 18, 2010 ■ Madison Square Garden ■ New York, N.Y.

Talib Zanna sparked Pitt with a career-high double-double (14 pts/12 reb) and Pitt outrebounded Maryland by 21 (49-28) in advancing to the 2K Sports/Coaches vs. Cancer title game...Pitt closed the first half on a 10-2 run for a 31-27 lead, then began the second half on an 11-2 rally sparked by Zanna's six points to take a 42-29 advantage with 17:43 to play...Maryland battled back into the game with a 14-2 run that made it a one-point game with 13:20 to play...Pitt built its lead back up to 10 points on a Travon Woodall jumper with 6:22 left and Maryland could get no closer than four points the rest of the way...The two teams combined for 54 fouls...Pitt's Nasir Robinson saw his first action of the year after being sidelined following knee surgery...Pitt improved to 25-11 all-time at MSG.

PITT 79 (4-0)

Table with 17 columns: Player, tot-fg, 3-pt, rebounds, pf, tp, a, to, blk, s, min. Lists players like BROWN, ZANNA, McGHEE, GIBBS, WANAMAKER, WOODALL, TAYLOR, DANTE, PATTERSON, ROBINSON, MOORE, RICHARDSON, and TEAM totals.

Percentages: FG%: 46.3%; 3FG%: 30.0%; FT%: 70.3%.

MARYLAND 70 (3-1)

Table with 17 columns: Player, tot-fg, 3-pt, rebounds, pf, tp, a, to, blk, s, min. Lists players like WILLIAMS, GREGORY, BOWIE, MOSLEY, TUCKER, WEIJS, STOGLIN, PALSSON, HOWARD, PADGETT, and TEAM totals.

Percentages: FG%: 48.2%; 3FG%: 14.3%; FT%: 46.7%.

Officials: Bryan Kersey, Brian Dorsey, Tim Kelly; Technical fouls: Pitt-BROWN, Gilbert; Attendance: 12210.

Score by Periods table with columns: 1st, 2nd, Total. Shows scores for Pitt and Maryland.

6

No. 5 PITT 74, ROBERT MORRIS 53

November 23, 2010 ■ Petersen Events Center ■ Pittsburgh, Pa.

Leading just 44-39 with 10:53 left in the game, Pitt used a late 14-2 run to take a 17-point lead with 7:07 to go...Consecutive 3-pointers from Gilbert Brown, Ashton Gibbs and Brad Wanamaker and a dunk from Brown keyed the rally...Pitt went up by 20 points with 3:59 to go...RMU was held to 25.7 percent (9-35) shooting in the second half...Pitt led 33-28 at halftime despite shooting 48 percent from the floor...Gibbs scored 20 or more points for the fourth time on the year...McGhee (12) and Nasir Robinson (11) tied career-highs for rebounds...Pitt extended its home win streak against non-conference opponents to 51 consecutive games and improved to 79-1 vs. non-conference opponents at the Petersen Events Center...Pitt improved to 29-0 all-time vs. Robert Morris and 69-0 all-time vs. Northeast Conference opponents...RMU played without leading scorer Karon Abraham.

ROBERT MORRIS 53 (2-2)

Table with 17 columns: Player, tot-fg, 3-pt, rebounds, pf, tp, a, to, blk, s, min. Lists players like CHARLES, JOHNSON, JONES, WILLIAMS, WALLACE, MYERS, THOMPSON, ROY, BRIDGES, and TEAM totals.

Percentages: FG%: 30.9%; 3FG%: 41.2%; FT%: 36.4%.

PITT 74 (6-0)

Table with 17 columns: Player, tot-fg, 3-pt, rebounds, pf, tp, a, to, blk, s, min. Lists players like BROWN, ZANNA, McGHEE, GIBBS, WANAMAKER, WOODALL, TAYLOR, DANTE, PATTERSON, ROBINSON, MOORE, RICHARDSON, and TEAM totals.

Percentages: FG%: 45.8%; 3FG%: 38.9%; FT%: 65.0%.

Officials: Jim Burr (R), Jeff Anderson, Brian O'Connell; Technical fouls: None; Attendance: 10121.

Score by Periods table with columns: 1st, 2nd, Total. Shows scores for Robert Morris and Pitt.





7

No. 5 PITT 82, PENN 58

November 27, 2010 ■ Petersen Events Center ■ Pittsburgh, Pa.

Leading 21-18, Pitt closed out the first half with a 15-0 run to take a 36-18 halftime lead...Penn cut an early 11-point deficit down to three points (21-18) on a Miles Cartwright jumper with 6:48 left in the first half...A Brown alley-oop dunk off a Travon Woodall pass began Pitt's rally...Pitt pushed its lead to 24 points with a 10-2 run in the second half...Pitt's bench outscored its starters 46-36 and Pitt rebounded Penn 35-20...Pitt improved to 137-11 all-time at the Petersen Events Center...Pitt also improved to 7-6 all-time vs. Penn and 41-19 all-time vs. Ivy League competition.

PENN 58 (2-3)

Player	tot-fg		3-pt		ft		rebounds			pf	tp	a	to	blk	s	min
	fg	fga	fg	fga	ft	fta	of	de	tot							
EGGLESTON, Jack-f	6	15	1	5	3	3	1	6	7	2	16	2	1	1	0	38
BELCORE, Rob-f	0	0	0	0	0	0	0	1	1	1	0	1	0	0	0	22
SCHREIBER, Andreas-c	0	1	0	0	1	2	1	0	1	0	2	1	0	2	1	6
ROSEN, Zack-g	3	6	3	5	2	2	1	1	2	1	11	8	4	1	0	35
BERNARDINI, Tyler-g	0	7	0	5	0	0	0	0	0	3	0	1	0	0	20	
CARTWRIGHT, Miles	7	8	3	4	5	6	1	0	1	2	22	1	2	0	1	35
SMITH, Darren	0	0	0	0	0	0	0	0	0	0	1	1	0	0	5	
DOUGHERTY, Fran	1	3	0	0	1	2	2	3	5	3	2	1	2	0	0	24
JOK, Dau	0	0	0	0	0	0	0	0	0	0	0	0	0	0	0	2
GUNTER, Cameron	0	0	0	0	0	0	0	0	0	0	0	0	0	0	0	2
TURLEY, Conor	2	3	0	0	0	0	0	1	1	4	4	0	0	0	0	9
TEAM							0	2	2	1		1				
Totals.....	19	43	7	19	13	17	6	14	20	19	58	14	14	3	1	200

Percentages: FG%: 44.2%; 3FG%: 36.8%; FT%: 76.5%.

PITT 82 (7-0)

Player	tot-fg		3-pt		ft		rebounds			pf	tp	a	to	blk	s	min
	fg	fga	fg	fga	ft	fta	of	de	tot							
BROWN, Gilbert-f	4	11	0	0	0	0	2	3	5	3	6	0	2	0	0	18
ZANNA, Talib-f	3	4	0	0	0	0	2	3	5	3	6	0	2	0	0	13
McGHEE, Gary-c	1	1	0	0	1	2	0	0	0	0	0	0	0	0	0	1
GIBBS, Ashton-g	4	11	2	7	2	2	0	0	0	1	12	0	0	0	0	28
WANAMAKER, Brad-g	2	6	0	2	2	2	1	5	6	0	6	1	0	3	0	29
WOODALL, Travon	2	5	1	2	2	2	0	2	2	2	7	6	1	0	2	21
TAYLOR, Dante	4	5	0	0	3	3	2	2	4	1	11	0	0	1	0	15
RIVERS, Nick	0	0	0	0	0	0	0	0	0	0	0	0	0	0	0	2
NWANKWO, Aron	0	0	0	0	0	0	0	0	0	0	0	0	0	0	0	1
PATTERSON, Lamar	0	0	0	0	2	2	0	0	0	2	2	1	1	0	0	11
ROBINSON, Nasir	3	4	0	0	3	4	3	1	4	3	9	1	0	0	0	14
MOORE, J.J.	4	7	2	5	1	2	2	3	5	0	11	0	1	0	0	15
RICHARDSON, J.J.	3	3	0	0	0	0	0	0	0	3	6	0	0	0	0	10
TEAM							2	0	2			1				
Totals.....	30	57	6	19	16	19	15	20	35	15	82	19	8	1	6	200

Percentages: FG%: 52.6%; 3FG%: 31.6%; FT%: 84.2%.

Officials: Earl Walton (R), Les Jones, Gary Prager; Technical fouls: PENN-TEAM; Attendance: 10594.

Score by Periods

Period	1st	2nd	Total
Penn	18	40	58
Pitt	36	46	82

8

No. 3 PITT 80, DUQUESNE 66

December 1, 2010 ■ CONSOL Energy Center ■ Pittsburgh, Pa.

In the first-ever basketball game played at the brand-new Consol Energy Center in downtown Pittsburgh, Pitt registered an 80-66 City Game win as it outrebounded the Dukies 56-35 and received 35 points off the bench...Duquesne jumped out to an early 9-2 lead but the Panthers quickly answered with a 13-3 run of its own to take the lead for good...Pitt opened a 34-19 lead on a Travon Woodall layup with 3:29 to go in the first half...Gary McGhee tied a school record with seven blocked shots and registered a double-double with career-highs of 12 points and 13 rebounds...He became the first player at Pitt since DeJuan Blair (at Connecticut, 2008) to total a double-double at halftime (10 pts/10 reb)...Nasir Robinson notched his third career double-double...Pitt totaled its third 50-plus rebound game...Pitt defeated Duquesne for a series-long 10th consecutive game and won its 29th out of the last 32 matchups...Pitt improved to 48-31 vs. Duquesne.

DUQUESNE 66 (3-2)

Player	tot-fg		3-pt		ft		rebounds			pf	tp	a	to	blk	s	min
	fg	fga	fg	fga	ft	fta	of	de	tot							
SAUNDERS, Damian-f	7	16	1	3	5	8	6	5	11	3	20	5	0	3	1	34
CLARK, Bill-f	6	17	5	10	3	6	1	3	4	5	20	1	0	1	2	32
PEGGAU, Rodrigo-c	0	2	0	0	0	0	0	2	2	3	0	1	2	0	0	14
TALLEY, Mike-g	2	7	0	2	0	0	0	1	1	2	4	2	1	0	0	24
McCONNELL, T.J.-g	6	11	2	5	0	0	2	3	5	3	14	3	3	0	5	32
WRIGHT, Joel	0	2	0	1	0	0	0	0	0	0	1	0	0	0	0	11
JONES, Jerry	0	1	0	0	0	0	0	0	0	0	0	0	0	0	0	8
MONTEIRO, B.J.	2	8	0	1	0	1	3	0	3	2	4	2	0	1	0	26
JOHNSON, Sean	2	5	0	3	0	2	0	2	2	2	4	0	3	0	1	19
TEAM							4	2	6							
Totals.....	25	69	8	25	8	21	17	18	35	22	66	14	10	5	9	200

Percentages: FG%: 36.2%; 3FG%: 32.0%; FT%: 38.1%.

PITT 80 (8-0)

Player	tot-fg		3-pt		ft		rebounds			pf	tp	a	to	blk	s	min
	fg	fga	fg	fga	ft	fta	of	de	tot							
BROWN, Gilbert-f	1	5	0	0	3	2	2	0	4	4	4	7	2	1	0	29
ZANNA, Talib-f	1	2	0	0	1	2	1	0	1	1	3	0	0	1	0	12
McGHEE, Gary-c	6	8	0	0	0	0	5	8	13	1	22	1	0	7	0	25
GIBBS, Ashton-g	7	11	4	8	4	5	0	8	13	4	22	1	0	0	1	32
WANAMAKER, Brad-g	1	6	0	1	2	2	3	5	8	4	11	7	0	0	1	17
WOODALL, Travon	2	6	1	4	2	2	0	3	3	4	7	4	4	0	1	24
TAYLOR, Dante	4	5	0	0	1	2	3	3	6	1	9	0	0	2	0	15
PATTERSON, Lamar	1	5	0	3	3	4	1	0	1	3	5	3	4	0	1	17
ROBINSON, Nasir	7	13	0	0	0	2	6	6	12	4	14	1	1	0	0	28
MOORE, J.J.	0	1	0	1	0	0	0	0	0	0	0	0	0	0	0	1
TEAM							1	2	3							
Totals.....	30	62	5	20	15	23	20	36	56	24	80	17	11	4	200	

Percentages: FG%: 48.4%; 3FG%: 25.0%; FT%: 65.2%.

Officials: Pat Driscoll (R), John Gaffney, Brian O'Connell; Technical fouls: None; Attendance: 12860.

Score by Periods

Period	1st	2nd	Total
Duquesne	28	38	66
Pitt	42	38	80

9

No. 3 PITT 87, RIDER 68

December 4, 2010 ■ Petersen Events Center ■ Pittsburgh, Pa.

Pitt fell behind 7-2 after the opening tipoff but a 9-0 run capped by a Brad Wanamaker layup made it 11-7 and later the Panthers opened a first half lead of 17 points...In the second half, Pitt went on a 10-0 run to make it 59-36 with 13:05 left...Pitt tied a season-high with 27 assists on 31 field goals...Wanamaker finished with a double-double with 11 assists and no turnovers...He became the first player to register 10-plus assists with no turnovers since LeVance Fields achieved the honor vs. Cincinnati in February, 2009...Gary McGhee registered his third 10-plus rebound game over the last four contests...Rider and Pitt met for the first time.

RIDER 68 (5-4)

Player	tot-fg		3-pt		ft		rebounds			pf	tp	a	to	blk	s	min
	fg	fga	fg	fga	ft	fta	of	de	tot							
RINGGOLD, Mike-f	12	16	0	0	1	1	2	4	2	4	24	2	5	0	0	33
STEWART, Danny-f	3	5	0	1	0	0	1	1	2	5	6	0	0	0	0	23
PENN, Brandon-f	3	4	1	2	4	5	0	6	6	0	11	0	2	0	1	28
ROBINSON, Justin-g	3	14	2	8	3	4	1	1	2	1	11	7	2	0	1	36
GADSON, Novar-g	4	8	2	5	0	1	1	4	5	4	10	2	4	0	0	18
MYLES, Anthony	1	3	1	3	0	1	1	2	3	3	0	0	0	0	0	19
THOMPSON, Jonathan	0	1	0	0	0	0	0	1	1	2	0	1	1	0	0	7
MANSELL, Patrick	1	2	1	2	0	0	0	2	2	1	3	0	0	0	0	17
ND-EZUMA, Dera	0	1	0	0	0	0	0	1	1	0	0	1	0	0	0	1
PEREIRA, Tommy	0	0	0	0	0	0	0	1	1	0	0	0	0	0	0	1
TEAM							0	1	1							
Totals.....	27	54	7	21	7	11	7	18	25	20	68	13	14	0	2	200

Percentages: FG%: 50.0%; 3FG%: 33.3%; FT%: 63.6%.

PITT 87 (9-0)

Player	tot-fg		3-pt		ft		rebounds			pf	tp	a	to	blk	s	min
	fg	fga	fg	fga	ft	fta	of	de	tot							
BROWN, Gilbert-f	5	11	0	3	1	1	0	3	3	3	6	0	0	0	0	18
ZANNA, Talib-f	1	1	0	0	4	6	3	2	5	3	6	0	0	0	0	18
McGHEE, Gary-c	2	5	0	0	3											



11 No. 11 TENNESSEE 83, No. 3 PITT 76 December 11, 2010 CONSOL Energy Center Pittsburgh, Pa.

Taking advantage of Scotty Hopson's 16-point first half performance, 57.7 percent field goal shooting (15-26) and 6-8 3-point shooting, Tennessee built a 12-point halftime lead (37-25)...UT built a 21-11 lead on a Cameron Tatum 3-pointer with 12:30 to go in the first half...UT built a 21-point lead in the second half...On an Ashton Gibbs 3-pointer, Pitt cut UT's lead down to as few as eight points (74-66), but UT hit 9-10 free throws over the game's final 1:39 to secure the win...Pitt's Brad Wanamaker scored 20 or more points for the fifth time in his career...Pitt's six-game win streak vs. Southeastern Conference opponents ended...The loss marked Pitt's first to a non-conference opponent in Pittsburgh in six years...Pitt dropped to 141-12 in games played in Pittsburgh since the 2002-03 season...No. 11 Tennessee marked the highest ranked non-conference opponent that Pitt has played in Pittsburgh since it played No. 11 North Carolina on Dec. 20, 1995...The game was designated a neutral site.

Table for Tennessee 83 (7-0) vs Pitt 76. Columns include Player, tot-fg, 3-pt, rebounds, and other stats. Totals: 27 48 7 11 22 30 11 23 34 32 83 14 20 7 5 200.

Table for Pitt 76 (10-1) vs Tennessee 83. Columns include Player, tot-fg, 3-pt, rebounds, and other stats. Totals: 22 54 7 17 25 42 18 14 32 24 76 17 15 2 8 200.

Percentages: FG%: 40.7%; 3FG%: 41.2%; FT%: 59.5%. Officials: Jim Burr (R), Doug Simons, Mike Roberts; Technical fouls: None; Attendance: 15166.

12 No. 8 PITT 97, MARYLAND EASTERN SHORE 64 December 18, 2010 Petersen Events Center Pittsburgh, Pa.

Gilbert Brown scored a career-high 28 points on 11-13 shooting to lead Pitt to a 33-point win...Brown scored 19 of his game-high 28 points in the first half including seven during a 7-0 run that gave Pitt a commanding 11-1 point lead with 5:39 left before halftime...His 28 points were the most scored by a Pitt player since Sam Young scored 32 vs. Oklahoma State in 2009...Pitt finished with 33 assists, one shy of the school record...The 33 assists set a Petersen Events Center record...Gary McGhee totaled his sixth career double-double...Jamie Dixon won his 199th career game...Pitt improved to 19-0 all-time vs. MEAC opponents.

Table for Maryland Eastern Shore 64 (2-8) vs Pitt 97. Columns include Player, tot-fg, 3-pt, rebounds, and other stats. Totals: 25 63 10 32 4 9 6 20 26 17 64 16 6 1 2 200.

Percentages: FG%: 39.7%; 3FG%: 31.3%; FT%: 44.4%.

Table for Pitt 97 (11-1) vs Maryland Eastern Shore 64. Columns include Player, tot-fg, 3-pt, rebounds, and other stats. Totals: 41 74 9 20 6 11 18 35 53 15 97 33 8 3 2 200.

Percentages: FG%: 55.4%; 3FG%: 45.0%; FT%: 54.5%. Officials: Bob Donato (R), Tony Crisp, Michael Stephens; Technical fouls: None; Attendance: 9515.

13 No. 6 PITT 61, AMERICAN 46 December 22, 2010 Petersen Events Center Pittsburgh, Pa.

Pitt took command midway through the first half with an 11-0 run while holding American scoreless for almost eight minutes...In the final 10:29 of the first half, Pitt outscored American 24-6 in building its 34-18 halftime lead...Gilbert Brown scored 10 of his 15 points in the first half for his third consecutive double figure scoring game...Pitt held American to an opponent season-low 46 points...Pitt completed its non-conference schedule with a 12-1 record...The Panthers have now won 10 or more non-conference games in each of the last 10 years...Pitt also concluded its non-conference schedule riding a 56-game home win streak vs. non-conference opponents...Jamie Dixon won his 200th career game and tied an NCAA Division I record for fastest to 200 victories by years (8).

Table for American 46 (7-5) vs Pitt 61. Columns include Player, tot-fg, 3-pt, rebounds, and other stats. Totals: 19 46 5 17 3 4 4 20 24 20 46 14 11 2 4 200.

Percentages: FG%: 41.3%; 3FG%: 29.4%; FT%: 75.0%.

Table for Pitt 61 (12-1) vs American 46. Columns include Player, tot-fg, 3-pt, rebounds, and other stats. Totals: 22 55 4 13 13 25 18 23 41 11 61 15 5 4 4 200.

Percentages: FG%: 40.0%; 3FG%: 30.8%; FT%: 52.0%.

Officials: Ed Hightower (R), Wally Rutecki, Bernard Clinton; Technical fouls: None; Attendance: 9489.

14 No. 6 PITT 78, No. 4 CONNECTICUT 63 December 27, 2010 Petersen Events Center Pittsburgh, Pa.

No. 6 Pitt limited No. 4 UConn to 31.7 percent shooting in capturing its Big East opener...Pitt used an early 6-0 run to build a 10-point first half lead (16-7)...Trailing 37-28, UConn never got closer than six points in the game...In the second half, UConn trimmed a 15-point lead down to seven points (62-55) with 5:29 left, but the Panthers answered with an Ashton Gibbs 3-pointer, two Gibbs free throws and a Nasir Robinson layup to take a 13-point advantage...Gibbs registered his sixth 20-point scoring contest of the year...Robinson and Gary McGhee both tallied double-doubles...UConn's Kemba Walker scored a Pitt opponent season-high of 31 points...Pitt improved to 8-0 in the Petersen Events Center against teams ranked in the top-5...Pitt defeated Connecticut for the fourth straight game and fifth time in the last six meetings...Pitt also improved to 5-1 vs. UConn at the Petersen Events Center...Both teams entered the matchup ranked in the nation's top-25 for the 11th time in the last 12 meetings...The attendance of 12,725 marked the sixth largest PEC crowd.

Table for Connecticut 63 (10-1, 0-1 Big East) vs Pitt 78. Columns include Player, tot-fg, 3-pt, rebounds, and other stats. Totals: 19 60 5 21 20 26 20 16 36 26 63 6 15 7 8 200.

Percentages: FG%: 31.7%; 3FG%: 23.8%; FT%: 76.9%.

Table for Pitt 78 (13-1, 1-0 Big East) vs Connecticut 63. Columns include Player, tot-fg, 3-pt, rebounds, and other stats. Totals: 25 48 5 11 23 30 11 22 33 23 78 19 15 5 6 200.

Percentages: FG%: 52.1%; 3FG%: 45.5%; FT%: 76.7%.

Officials: Jim Burr (R), Ed Corbett, Jeff Clark; Technical fouls: None; Attendance: 12725.



15

No. 5 PITT 83, PROVIDENCE 79

January 4, 2011 ■ Dunkin Donuts Center ■ Providence, R.I.

Pitt used a 9-0 run to overcome a four-point deficit (76-72) with 1:31 left in winning on the road at Providence...A Gary McGhee layup cut the deficit down to two points, then following a PC turnover, Travon Woodall hit a go-ahead 3-pointer and converted 4-4 free throws to give Pitt the win...Pitt made its final nine free throws to close down the game...Pitt led for the majority of the game and by as many as 10 points (63-53) on a Lamar Patterson 3-pointer with 7:50 to go, but PC stormed back using a flurry of 3-pointers and Pitt turnovers to take a 72-71 lead with 2:25 left...A Marshon Brooks 3-pointer gave PC its four-point lead (76-72) with 1:31 to go...Gilbert Brown scored 17 of his team-high 19 points and hit a career-high five 3-pointers in the first half...Pitt hit 8-14 3-pointers in the first half...Pitt committed a team season-high 23 turnovers...Pitt defeated Providence for the 10th time in the last 11 meetings...Pitt won its 14th road game in its last 20 contests.

PITT 83 (14-1, 2-0 Big East)

Player	tot-fg		3-pt		rebounds			pf	to	a	to	blk	s	min
	fg	fga	fg	fga	of	de	tot							
BROWN, Gilbert-f	7	8	5	6	1	4	5	4	19	2	3	0	0	23
ROBINSON, Nasir-f	4	6	0	1	3	5	1	2	3	4	1	1	0	29
McGHEE, Gary-c	5	8	0	0	3	0	4	4	5	9	1	13	0	26
GIBBS, Ashton-g	3	8	3	7	0	0	1	1	2	5	4	4	0	36
WANAMAKER, Brad-g	3	8	0	1	4	6	1	4	5	10	5	4	0	26
WOODALL, Travon	1	5	1	2	6	6	0	2	2	4	9	2	4	1
TAYLOR, Dante	2	3	0	0	3	3	0	3	3	2	7	1	1	0
PATTERSON, Lamar	2	2	1	1	0	0	1	1	2	0	5	3	3	0
ZANNA, Talib	0	2	0	0	0	0	1	0	0	0	0	0	0	5
MOORE, J.J.	0	1	0	1	0	0	0	0	0	0	0	0	0	3
TEAM														
Totals.....	27	51	10	19	19	25	10	25	35	22	83	18	23	3

Percentages: FG%: 52.9%; 3FG%: 52.6%; FT%: 76.0%.

PROVIDENCE 79 (11-5, 0-3 Big East)

Player	tot-fg		3-pt		rebounds			pf	to	a	to	blk	s	min
	fg	fga	fg	fga	of	de	tot							
BROOKS, Marshon-f	10	21	3	9	5	5	5	2	4	6	2	5	0	40
BATTS, Kadeem-f	2	6	0	1	1	6	5	9	0	0	0	1	0	23
DIXON, Bilal-c	2	4	0	0	1	2	3	5	4	5	0	2	1	0
COLEMAN, Gerard-g	5	10	1	4	0	0	1	1	4	11	1	3	1	36
COUNCIL, Vincent-g	6	15	0	2	1	4	3	5	4	13	10	5	0	6
MONDY, Duke	4	8	4	8	0	0	1	2	3	0	12	2	0	0
EVANS, Dre	0	1	0	1	2	0	1	1	0	1	0	0	0	4
COTTON, Bryce	0	0	0	0	0	0	0	0	0	0	0	0	0	3
HALL, Ray	0	0	0	0	0	0	0	0	0	0	0	0	0	2
TEAM														
Totals.....	29	65	8	24	13	19	15	16	31	21	79	15	15	2

Percentages: FG%: 44.6%; 3FG%: 33.3%; FT%: 68.4%.

Officials: Tony Greene, Gene Steratore, Ray Perone; Technical fouls: None; Attendance: 9181.

Score by Periods	1st	2nd	Total
Pitt	38	45	83
Providence	31	48	79

16

No. 5 PITT 89, MARQUETTE 81

January 8, 2011 ■ Petersen Events Center ■ Pittsburgh, Pa.

With the score tied at 26-26, Pitt used a 22-6 run that lasted six minutes and put the Panthers ahead by 16 points (48-32) late in the first half...Pitt hit 66.7 percent (8-12) of its first half 3-point attempts, while Ashton Gibbs finished the first half with 12 points on 4-5 3-point shooting...Marquette cut the deficit down to as few as eight points several times in the second half, but could get no closer...Pitt surpassed team season game-highs for field goal percentage (60.0) and 3-point percentage (55.6)...Marquette's two turnovers were the fewest for an opponent in the Jamie Dixon Era...Pitt won its 18th consecutive home game and 49th in its last 50 at the Petersen Events Center...Pitt defeated Marquette for the fourth straight game and fifth time in the series' last six contests.

MARQUETTE 81 (11-5, 2-1 Big East)

Player	tot-fg		3-pt		rebounds			pf	to	a	to	blk	s	min
	fg	fga	fg	fga	of	de	tot							
CROWDER, Jae-f	4	12	2	6	0	2	4	3	7	4	10	1	2	0
BUTLER, Jimmy-f	4	13	0	1	9	10	5	2	7	1	17	1	0	0
OTULE, Chris-c	1	1	0	0	2	2	0	0	0	3	4	0	0	1
JOHNSON-ODOM, D-g	8	18	1	6	3	5	2	1	3	5	20	5	0	0
BUYCKS, Dwight-g	6	9	3	4	4	5	3	1	4	1	19	3	0	0
BLUE, Vander	1	5	0	1	2	3	1	2	3	4	4	1	0	0
CAODOUGAN, Junior	0	0	0	0	0	0	0	0	0	1	1	1	0	0
FULCE, Joseph	3	6	1	2	0	0	0	0	1	1	4	7	2	0
JONES, Jamail	0	0	0	0	0	0	0	0	0	0	0	0	0	0
GARDNER, Davante	0	1	0	0	0	0	0	0	0	0	0	0	0	8
TEAM														
Totals.....	27	65	7	20	20	27	16	13	29	23	81	16	2	0

Percentages: FG%: 41.5%; 3FG%: 35.0%; FT%: 74.1%.

PITT 89 (15-1, 3-0 Big East)

Player	tot-fg		3-pt		rebounds			pf	to	a	to	blk	s	min
	fg	fga	fg	fga	of	de	tot							
BROWN, Gilbert-f	3	6	2	3	6	6	2	5	7	2	14	4	1	1
ROBINSON, Nasir-f	4	6	0	0	1	2	0	0	0	4	9	3	1	0
McGHEE, Gary-c	5	5	0	0	2	3	1	5	6	1	12	1	0	3
GIBBS, Ashton-g	6	11	5	8	2	2	1	1	2	1	19	5	3	0
WANAMAKER, Brad-g	4	6	1	2	6	9	0	5	5	2	15	6	1	0
WOODALL, Travon	3	8	1	3	1	3	0	3	3	5	8	3	2	0
TAYLOR, Dante	2	2	0	0	1	2	1	4	5	3	5	0	2	1
PATTERSON, Lamar	2	5	1	2	0	0	2	3	5	1	5	2	0	0
ZANNA, Talib	1	1	0	0	0	0	2	1	3	3	2	0	0	1
RICHARDSON, J.J.	0	0	0	0	0	0	0	0	0	0	0	0	0	0
TEAM														
Totals.....	30	50	10	18	19	27	11	27	38	22	89	24	10	6

Percentages: FG%: 60.0%; 3FG%: 55.6%; FT%: 70.4%.

Officials: Tim Higgins (R), Michael Stephens, Tim Clougherty; Technical fouls: None; Attendance: 11438.

Score by Periods	1st	2nd	Total
Pitt	37	44	81
Marquette	48	41	89

17

No. 5 PITT 72, No. 22 GEORGETOWN 57

January 12, 2011 ■ Verizon Center ■ Washington, D.C.

Pitt outscored Georgetown 15-2 over an early five-minute span in building a commanding 24-9 lead with 8:44 left before halftime...Three consecutive Ashton Gibbs 3-pointers and a Gary McGhee dunk keyed Pitt's rally...Pitt shot 58.3 percent (14-24) from the floor and 62.5 percent (5-8) from 3-point range in the first half...Pitt's 17-point halftime lead (41-24) represented a school record for largest halftime lead in a Big East road game...Pitt led by as many as 18 points in the first half and extended its lead to as many as 22 points with 14:03 left in the game...Georgetown used a 7-0 run to cut Pitt's lead down to 11 points (60-49) with 5:22 to go, but a Gibbs 3-pointer ended the comeback...Pitt began a Big East regular season with a 4-0 start for the third straight year and seventh time in school history...Pitt improved to 7-4 all-time vs. the Hoyas in the Verizon Center...Pitt won its sixth straight game and seventh consecutive Big East regular season game...Ashton Gibbs scored 20 or more points for the seventh time on the year and 18th in his career.

PITT 72 (16-1, 4-0 Big East)

Player	tot-fg		3-pt		rebounds			pf	to	a	to	blk	s	min
	fg	fga	fg	fga	of	de	tot							
BROWN, Gilbert-f	7	9	0	3	8	9	1	1	2	1	12	3	1	0
ROBINSON, Nasir-f	4	6	0	0	0	3	3	2	8	1	0	0	0	31
McGHEE, Gary-c	3	5	0	0	2	5	3	6	9	3	8	0	1	0
GIBBS, Ashton-g	6	14	5	10	5	6	0	2	2	0	22	2	0	0
WANAMAKER, Brad-g	5	10	1	3	4	4	0	2	2	3	14	4	1	0
WOODALL, Travon	1	3	0	2	3	4	1	5	6	3	5	5	0	0
TAYLOR, Dante	1	1	0	0	1	2	1	1	2	4	3	0	0	0
PATTERSON, Lamar	0	1	0	0	0	0	1	1	2	0	0	0	0	4
ZANNA, Talib	0	0	0	0	0	1	0	3	3	2	0	0	0	7
RICHARDSON, J.J.	0	0	0	0	0	0	0	3	0	0	0	0	0	4
TEAM														
Totals.....	22	49	6	16	22	31	9	25	34	21	72	15	5	1

Percentages: FG%: 44.9%; 3FG%: 37.5%; FT%: 71.0%.

GEORGETOWN 57 (12-5, 1-4 Big East)

Player	tot-fg		3-pt		rebounds			pf	to	a	to	blk	s	min
	fg	fga	fg	fga	of	de	tot							
THOMPSON, Hollis-f	1	7	0	5	0	0	1	2	3	3	2	0	0	23
CLARK, Jason-f	1	4	1	4	2	4	1	3	4	3	5	0	2	0
VAUGHN, Julian-c	5	9	0	0	3	6	4	3	7	3	13	0	2	3
FREEMAN, Austin-g	5	13	2	5	0	1	0	2	2	2	12	1	0	0
WRIGHT, Chris-g	3	6	1	2	7	8	0	2	2	3	14	4	1	0
STARKS, Markel	0	4	0	2	0	0	0	0	0	3	0	0	1	0
SANFORD, Vee	0	0	0	0	0	0	0	0	0	2	0	0	0	7
SIMS, Henry	2	3	0	0	2	2	3	2	5	4	6	0	1	0
BENIMON, Jerrille	1	1	0	0	0	2	0	1	1	1	2	0	0	1
LUBICK, Nate	1	3	1	2	0	2	2	5	5	2	3	0	1	0
TEAM														
Totals.....	19	50	5	20	14	25	11	21	32	26	57	5	9	4

Percentages: FG%: 38.0%; 3FG%: 25.0%; FT%: 56.0%.

Officials: Ed Corbett, Pat Driscoll, Wally Rutecki; Technical fouls: None; Attendance: 15712.

Score by Periods	1st</
------------------	-------



19

No. 5 PITT 74, No. 3 SYRACUSE 66

January 17, 2011 ■ Petersen Events Center ■ Pittsburgh, Pa.

In a battle of two top-5 ranked teams, Pitt scored the game's first 19 points (19-0 at the 12:12 mark) as Nasir Robinson netted the first nine points of the game...Syracuse answered with a 17-0 run of its own...An Ashton Gibbs 3-pointer with four seconds gave Pitt a 31-27 halftime lead...SU tied the game at 41-41 with 13:33 left, but Pitt scored 12 of the next 15 points as Brad Wanamaker hit a 3-pointer and two free throws for a 53-44 lead with 10:48 left...SU cut the lead back to as few as four points but the Panthers, highlighted by a spectacular blocked shot by Gilbert Brown, scored eight straight points to put the game out of reach...Robinson finished with a season-high 21 points...Pitt improved to 6-0 in Big East play for the first time in school history and won its ninth straight Big East regular season game...Pitt improved to 9-0 vs. top-5 ranked teams at the Petersen Events Center...Pitt won a series-best fifth consecutive game vs. Syracuse, eighth in its last nine tries and improved to 13-3 vs. the Orange since the 2001-02 season...The crowd of 12,925 set Pitt's single season on-campus attendance record.

SYRACUSE 66 (18-1, 5-1 Big East)

Table with 18 columns: Player, tot-fg, 3-pt, rebounds, etc. Lists stats for players like JACKSON, RICK-F, SOUTHERLAND, JAMES-F, etc.

Percentages: FG%: 39.1%; 3FG%: 40.0%; FT%: 53.3%

PITT 74 (18-1, 6-0 Big East)

Table with 18 columns: Player, tot-fg, 3-pt, rebounds, etc. Lists stats for players like BROWN, GILBERT-F, ROBINSON, NASIR-F, etc.

Percentages: FG%: 48.2%; 3FG%: 40.0%; FT%: 70.0%

Officials: John Cahill (R), Karl Hess, James Breeding; Technical fouls: Syracuse-None. PITT-TEAM; Attendance: 12925.

Score by Periods table with columns: 1st, 2nd, Total. Rows for Syracuse and Pitt.

21

No. 15 NOTRE DAME 56, No. 2 PITT 51

January 24, 2011 ■ Petersen Events Center ■ Pittsburgh, Pa.

Ben Hansbrough scored six of Notre Dame's final seven points as the Fighting Irish held on to defeat Pitt...Notre Dame used a 9-2 run capped by Carleton Scott's four point play to build a five-point lead (46-41) with 7:12 left in the game...Scott hit 5-6 3-pointers in the game for 16 points...It was his first game back after missing the previous three with an injury...Hansbrough gave UND the lead for good on a 3-point play with 8:29 left...Pitt cut the lead to one point on an Ashton Gibbs jumper with 5:47 left but that was as close as the Panthers came as Pitt missed four of its last five field goal attempts in the game...Pitt led 28-23 at halftime after it hit 5-10 3-pointers and outrebanded the Irish 18-12...Pitt's 51 points marked its lowest scoring output of the season...Notre Dame defeated Pitt for the third straight game and fourth time in the last five contests...The loss ended several Pitt win streaks: nine-game win streak, a 10-game streak vs. Big East regular season opponents and a 20-game home win streak...Pitt's last home loss was to Georgetown on Jan. 20, 2010...Pitt dropped to 3-2 vs. top-25 opponents on the year and 14-5 vs. top-25 opponents at the Petersen Events Center.

NOTRE DAME 56 (17-4, 6-3 Big East)

Table with 18 columns: Player, tot-fg, 3-pt, rebounds, etc. Lists stats for players like NASH, TYRONE-F, ABROMAITIS, TIM-F, etc.

Percentages: FG%: 48.7%; 3FG%: 50.0%; FT%: 69.2%

PITT 51 (19-2, 7-1 Big East)

Table with 18 columns: Player, tot-fg, 3-pt, rebounds, etc. Lists stats for players like BROWN, GILBERT-F, ROBINSON, NASIR-F, etc.

Percentages: FG%: 40.0%; 3FG%: 40.0%; FT%: 56.3%

Officials: Ed Corbett (R), Michael Stephens, Tony Greene; Technical fouls: None; Attendance: 12591.

Score by Periods table with columns: 1st, 2nd, Total. Rows for Notre Dame and Pitt.

20

No. 5 PITT 80, DEPAUL 50

January 22, 2011 ■ AllState Arena ■ Chicago, Ill.

Pitt registered its ninth straight win and its largest Big East road victory in defeating DePaul by 30 points...Pitt improved to 7-0 in Big East play for the first time in school history and 19-1 overall, which tied for the school's second-best start after 20 contests...Pitt trailed 14-12 but used a 7-0 run, then a 9-2 run to take a 15-point halftime lead...Pitt's 15-point halftime margin (38-23) tied for the second largest Big East road halftime lead in school history...DePaul cut Pitt's lead to as few as seven points but the Panthers answered with an 18-3 run...Ashton Gibbs became the 38th player in school history to surpass the 1,000-point career mark...Gary McGhee grabbed a career-high 15 rebounds.

PITT 80 (19-1, 7-0 Big East)

Table with 18 columns: Player, tot-fg, 3-pt, rebounds, etc. Lists stats for players like BROWN, GILBERT-F, ROBINSON, NASIR-F, etc.

Percentages: FG%: 47.5%; 3FG%: 53.8%; FT%: 63.0%

DEPAUL 50 (6-13, 0-7 Big East)

Table with 18 columns: Player, tot-fg, 3-pt, rebounds, etc. Lists stats for players like MELVIN, CLEVELAND-F, FABER, KRYS-C, etc.

Percentages: FG%: 34.5%; 3FG%: 28.6%; FT%: 53.3%

Officials: Pat Driscoll, Brian O'Connell, Lamar Simpson; Technical fouls: None; Attendance: 8325.

Score by Periods table with columns: 1st, 2nd, Total. Rows for Pitt and DePaul.

22

No. 2 PITT 65, RUTGERS 62

January 29, 2011 ■ Louis Brown Athletic Center ■ Piscataway, N.J.

After Rutgers cut Pitt's six point lead down to one point (58-57) on a Mike Coburn free throw, Ashton Gibbs swished a 25-foot 3-pointer to give Pitt a 61-57 lead with 55 seconds to play...Coburn converted two free throws, Rutgers forced a turnover and a Robert Lumpkins layup cut Pitt's lead to 63-62 with 21 seconds...Brad Wanamaker's two free throws sealed the win for Pitt...Rutgers had one last chance to tie but a Dane Miller 3-pointer missed its mark...Pitt scored 12 of its final 15 points from the free throw line and converted 18 of its final 20 free throws over the game's final 17 minutes to secure the win...Pitt shot just 29.7 percent (7-24) in the first half...Gibbs finished with 20 or more points for the eighth time on the season...Pitt shot a season-long 35.6 percent from the floor but hit 80 percent (28-35) of its free throws...Pitt defeated Rutgers in Piscataway for the sixth consecutive time...Pitt won its 20th game for the 10th straight season and 18th time in school history.

PITT 65 (20-2, 8-1 Big East)

Table with 18 columns: Player, tot-fg, 3-pt, rebounds, etc. Lists stats for players like BROWN, GILBERT-F, ROBINSON, NASIR-F, etc.

Percentages: FG%: 35.6%; 3FG%: 31.3%; FT%: 80.0%

RUTGERS 62 (12-9, 3-6 Big East)

Table with 18 columns: Player, tot-fg, 3-pt, rebounds, etc. Lists stats for players like MITCHELL, JONATHAN-F, BIRUTA, GILVYDAS-F, etc.

Percentages: FG%: 38.6%; 3FG%: 27.8%; FT%: 72.2%

Officials: Jim Burr, Bill McCarthy, Earl Walton; Technical fouls: None; Attendance: 8024.

Score by Periods table with columns: 1st, 2nd, Total. Rows for Pitt and Rutgers.





23

No. 4 PITT 71, CINCINNATI 59

February 5, 2011 ■ Petersen Events Center ■ Pittsburgh, Pa.

Pitt took an early 10-2 lead and entered halftime with a 17-point advantage (40-23) following a 16-4 run to close the half...Pitt opened the second half with back-to-back 3-pointers from Ashton Gibbs and Gilbert Brown to lead by 23 points, its largest lead of the game...Cincinnati, playing without suspended forward Yancy Gates, cut the deficit to as few as eight points (67-59) but that was as close as the Bearcats came...Gibbs (5-5 3FG) tied a career-high with 25 points including 18 in the first half...Gibbs went over 20 points for the second consecutive game, ninth time on the year and 20th time in his career...Cincinnati finished with 23 offensive rebounds, the most yielded by Pitt in the last 10 years and Jamie Dixon Era...Pitt avoided losing back-to-back games at the Petersen Events Center...That feat has only occurred two times in the arena's history during the 2004-05 season...Pitt's 9-1 record ties its best-ever start to a Big East regular season...Pitt also began 9-1 in 2006-07.

CINCINNATI 59 (18-5, 5-5 Big East)

Player	tot-fg		3-pt		rebounds			of	de	tot	of	to	a	to	blk	s	min
	fg	fga	fg	fga	of	de	tot										
WILKS, Darnell-f	1	4	0	2	3	3	2	5	5	4	3	2	0	1	1	0	16
BISHOP, Rashad-f	2	10	1	2	0	0	3	1	4	3	5	2	0	2	3	3	32
THOMAS, Ibrahim-f	2	5	0	1	3	4	3	3	6	4	7	0	0	1	1	21	21
WRIGHT, Cashmere-g	1	6	0	1	4	6	0	4	4	3	6	3	4	0	1	26	26
DIXON, Dion-g	0	4	0	0	0	0	1	1	2	1	0	3	2	0	0	22	22
JACKSON, Justin	4	6	0	0	0	1	4	2	6	5	8	2	4	1	2	17	17
DAVIS, Larry	2	6	1	7	0	0	2	2	2	13	0	1	0	0	0	25	25
KILPATRICK, Sean	2	6	0	2	4	2	4	3	4	1	6	0	1	1	1	11	11
McCLAIN, Anthony	3	4	0	0	4	7	4	0	4	1	10	0	0	1	0	23	23
PARKER, Jaquon	0	1	0	0	0	0	1	0	1	0	0	0	1	0	0	7	7
TEAM							1	1	2								
Totals.....	21	63	2	13	15	23	23	17	40	25	59	10	16	6	8	200	200

Percentages: FG%: 33.3%; 3FG%: 15.4%; FT%: 65.2%.

PITT 71 (21-2, 9-1 Big East)

Player	tot-fg		3-pt		rebounds			of	de	tot	of	to	a	to	blk	s	min
	fg	fga	fg	fga	of	de	tot										
BROWN, Gilbert-f	3	6	2	3	3	4	1	2	3	2	11	3	1	0	2	31	31
ROBINSON, Nasir-f	2	4	0	0	3	4	1	2	3	3	7	3	2	0	1	21	21
McGHEE, Gary-c	7	11	5	5	6	0	1	1	13	0	6	0	1	4	0	33	33
GIBBS, Ashton-g	7	11	5	5	6	0	1	1	13	0	6	0	1	4	0	38	38
WANAMAKER, Brad-g	4	8	0	3	0	4	2	5	7	3	8	3	4	1	2	29	29
WOODALL, Travon	2	4	0	2	3	5	0	3	3	4	7	4	2	0	0	20	20
ZANNA, Talib	1	3	0	0	1	4	2	1	3	2	3	0	4	0	2	15	15
MOORE, J.J.	1	3	0	2	2	0	1	1	0	4	0	1	0	1	0	8	8
RICHARDSON, J.J.	0	0	0	0	0	0	0	0	4	0	0	0	1	0	0	7	7
TEAM							4	0	4								
Totals.....	22	47	7	15	20	32	14	24	38	20	71	15	18	5	8	200	200

Percentages: FG%: 46.8%; 3FG%: 46.7%; FT%: 62.5%.

Officials: Pat Driscoll (R), Sean Corbin, Earl Walton; Technical fouls: None; Attendance: 12615.

Score by Periods

	1st	2nd	Total
Cincinnati	23	36	59
Pitt	40	31	71

24

No. 4 PITT 71, No. 25 WEST VIRGINIA 66

February 7, 2011 ■ WVU Coliseum ■ Morgantown, W.Va.

After scoring a season-low 23 first half points, Pitt shot 60.7 percent (17-28), committed only three turnovers and outscored WVU 48-41 in the second half to register the win...Following a Deniz Kilicli's 3-point play that cut Pitt's lead to one point (59-58) with 4:03 remaining, the Panthers went on a 12-4 run sparked by layups from Gilbert Brown and Brad Wanamaker layup and a 3-point play from Brown which gave Pitt a six point lead (66-60) with 1:10 left...Nasir Robinson's dunk with 19 seconds to go capped the run as Pitt led 71-62...Starting in place of Ashton Gibbs, who was sidelined with an MCL injury, Travon Woodall gave Pitt the lead for good with a jumper (47-46 with 8:17 to go), then followed with a key 3-pointer...Pitt trailed by two points at halftime after converting only 29 pct. of its first half field goals...Pitt won its 10th conference game for the 10th consecutive season...Pitt's 10-1 start matches its best-ever Big East regular season start (2006-07)...Pitt improved to 5-0 on the road.

PITT 71 (22-2, 10-1 Big East)

Player	tot-fg		3-pt		rebounds			of	de	tot	of	to	a	to	blk	s	min
	fg	fga	fg	fga	of	de	tot										
BROWN, Gilbert-f	3	8	0	0	3	6	2	0	2	3	9	3	2	0	0	28	28
ROBINSON, Nasir-f	7	12	0	0	1	2	5	3	8	2	15	0	1	0	0	33	33
McGHEE, Gary-c	5	6	0	0	3	4	5	1	6	4	13	1	0	1	0	24	24
WOODALL, Travon-g	4	11	1	4	3	4	0	2	2	1	12	3	1	0	2	36	36
WANAMAKER, Brad-g	5	13	0	0	1	1	1	8	9	2	11	3	4	0	1	35	35
TAYLOR, Dante	1	1	0	0	3	4	2	4	6	5	5	0	1	0	0	16	16
PATTERSON, Lamar	1	4	0	2	2	2	1	2	3	0	4	2	1	0	0	15	15
ZANNA, Talib	0	2	0	0	0	0	1	1	2	0	0	0	0	0	0	7	7
MOORE, J.J.	0	2	0	0	2	3	1	0	1	1	2	0	1	0	0	6	6
TEAM							0	1	1								
Totals.....	26	59	1	6	18	26	18	22	40	18	71	12	10	2	3	200	200

Percentages: FG%: 44.1%; 3FG%: 16.7%; FT%: 69.2%.

WEST VIRGINIA 66 (15-8, 6-5 Big East)

Player	tot-fg		3-pt		rebounds			of	de	tot	of	to	a	to	blk	s	min
	fg	fga	fg	fga	of	de	tot										
THOROUGHMAN, Cam-f	1	1	0	0	0	0	0	0	0	0	2	1	0	0	1	15	15
JONES, Kevin-f	5	11	1	4	1	2	5	3	8	4	12	1	3	1	0	39	39
FLOWERS, John-f	1	4	0	1	3	5	0	5	5	4	5	3	1	2	0	27	27
MAZZULLA, Joe-g	1	3	0	0	2	2	0	4	4	4	4	2	0	0	1	29	29
BRANT, Darryl-g	2	3	0	4	5	5	1	1	2	1	4	4	3	0	0	27	27
MITCHELL, Casey	2	10	1	6	2	2	0	3	3	1	7	1	0	0	1	24	24
KILICLI, Deniz	9	13	0	0	1	1	0	2	2	3	19	2	3	2	0	26	26
PEPPER, Dalton	2	2	2	2	2	2	0	1	1	2	8	2	0	0	0	13	13
TEAM							2	1	3								
Totals.....	23	52	4	17	16	19	8	20	28	22	66	16	10	5	4	200	200

Percentages: FG%: 44.2%; 3FG%: 23.5%; FT%: 84.2%.

Officials: Tim Higgins, Karl Hess, Mike Roberts; Technical fouls: PITT-TAYLOR, Dante. West Virginia-PEPPER, Dalton; Attendance: 14175.

Score by Periods

	1st	2nd	Total
Pitt	23	48	71
West Virginia	25	41	66

25

No. 4 PITT 57, No. 9 VILLANOVA 54

February 12, 2011 ■ The Pavilion ■ Villanova, Pa.

Sparked by a Travon Woodall 3-pointer, Pitt used an 8-0 run to take a 42-34 lead with 12:12 left...Outscoring Villanova 15-2 early in the second half, Pitt never trailed again and withstood two late Villanova 3-point attempts for the victory...Pitt extended its lead to 11 points (52-41) on a Dante Taylor free throw...Villanova used an 8-0 run of its own to cut the deficit down to three points (52-49) with 3:09 to go, but Pitt's Brad Wanamaker silenced the run with a 3-point play...Trailing by three points with 13 seconds left, Villanova missed on two 3-point attempts to give Pitt the win...Wanamaker became the 39th player in school history to score over 1,000 points and eighth player in to record over 1,000 points and 400 assists in a career...Pitt improved to 11-1 in Big East play for the first time in school history...Pitt ended Villanova's 54-game win streak at the Pavilion and ended its six-game losing streak to the Wildcats at the Pavilion...Pitt won its seventh straight road game, improved to 6-0 on the road and won its 19th in its last 25 road games...Pitt won its fifth straight road game vs. a top-10 ranked team.

PITT 57 (23-2, 11-1 Big East)

Player	tot-fg		3-pt		rebounds			of	de	tot	of	to	a	to	blk	s	min
	fg	fga	fg	fga	of	de	tot										
BROWN, Gilbert-f	3	7	0	3	2	2	1	2	3	3	4	4	5	0	1	35	35
ROBINSON, Nasir-f	3	6	0	0	9	14	3	4	7	2	15	2	2	0	2	38	38
McGHEE, Gary-c	3	4	0	0	0	1	2	3	5	4	6	0	2	1	27	27	
WOODALL, Travon-g	3	8	1	5	1	2	1	0	1	3	8	1	0	0	0	25	25
WANAMAKER, Brad-g	8	15	0	1	5	6	0	4	4	3	21	1	2	1	2	38	38
TAYLOR, Dante	0	0	0	0	1	2	0	1	1	3	1	0	1	0	0	12	12
PATTERSON, Lamar	0	2	0	0	0	0	0	0	0	2	0	0	0	0	1	14	14
ZANNA, Talib	0	1	0	0	0	0	0	0	0	0	0	0	0	0	0	2	2
MOORE, J.J.	0	3	0	0	2	3	0	0	0	0	2	0	0	0	0	8	8
TEAM							2	5	7								
Totals.....	18	46	1	10	20	30	9	19	28	20	57	8	10	3	7	200	200

Percentages: FG%: 39.1%; 3FG%: 10.0%; FT%: 66.7%.

VILLANOVA 54 (19-6, 7-5 Big East)

Player	tot-fg		3-pt		rebounds			of	de	tot	of	to	a	to	blk	s	min
	fg	fga	fg	fga	of	de	tot										
PENA, Antonio-f	4	13	1	1	1	1	1	3	4	3	10	1	3	0	1	38	38
ARMWOOD, Isaiyah-f	0	0	0	0	1	2	0	6	6	3	1	0	0	1	1	29	29
YARWOOD, Mouphtau-c	4	7	0	0	7	8	4	6	10	4	15	0	2	4	0	33	33
WAYNS, Maalik-g	4	12	1	4	4	5	3	0	3	2	13	2					



27

ST. JOHN'S 60, No. 4 PITT 59

February 19, 2011 ■ Madison Square Garden ■ New York, N.Y.

Dwight Hardy converted a baseline layup with two seconds left to give St. John's a 60-59 win...Pitt led 56-51 with 3:30 to play on a Brad Wanamaker jumper...In the game's final 3:20, Pitt was called for four fouls and St. John's converted 10-12 free throws during that span...A Hardy free throw tied the game at 56-56 with 48 seconds to go, then Paris Home rebounded the second shot to maintain possession of the ball...On a drive to the basket, Hardy was fouled and hit two free throws with 28 seconds to give SJU a two-point lead...Pitt's Travon Woodall hit a 3-pointer to give Pitt a 59-58 lead with 14 seconds to go...Pitt's 27 personal fouls marked a team season-high...Ashton Gibbs finished with a career-high 26 points and tied a career-high with six 3-pointers...The nation's last undefeated team on the road, Pitt dropped to 6-1 on the road and ended a seven-game road win streak...The seven-game road win streak ranked as the second longest in school history.

PITT 59 (24-3, 12-2 Big East)

Table with 17 columns: Player, tot-fg, 3-pt, rebounds, pf, tp, a, to, blk, s, min. Rows include BROWN, Gilbert-f; ROBINSON, Nasir-f; McGHEE, Gary-c; WOODALL, Travon-g; WANAMAKER, Brad-g; TAYLOR, Dante; GIBBS, Ashton; PATTERSON, Lamar; ZANNA, Talib; RICHARDSON, J.J.; TEAM; Totals.

Percentages: FG%: 45.7%; 3FG%: 38.9%; FT%: 55.6%.

ST. JOHN'S 60 (17-9, 9-5 Big East)

Table with 17 columns: Player, tot-fg, 3-pt, rebounds, pf, tp, a, to, blk, s, min. Rows include POLEE II, Dwayne-f; KENNEDY, D.J.-f; BROWNLEE, Justin-f; HARDY, Dwight-g; HORNE, Paris-g; BOOTHE, Malik; EVANS, Sean; COKER, Dele; BURRELL, Justin; TEAM; Totals.

Percentages: FG%: 42.5%; 3FG%: 42.9%; FT%: 71.9%.

Officials: James Breeding, John Gaffney, Mike Roberts; Technical fouls: Pitt-TEAM. SJU-KENNEDY, D.J.; TEAM; Attendance: 14514.

Score by Periods

Table with 3 columns: 1st, 2nd, Total. Rows: Pitt, St. John's.

28

No. 4 PITT 71, WEST VIRGINIA 58

February 24, 2011 ■ Petersen Events Center ■ Pittsburgh, Pa.

Pitt hit five of its first six field goals to open up the second half on a 17-5 run...The run gave Pitt a commanding 47-36 lead with 11:43 to go...Lamar Patterson sparked Pitt as he scored the first five points in the rally...Pitt led by as many as 17 points with five minutes to go...Pitt shot 65.2 percent (15-23) in the second half...WVU led 31-30 at halftime, taking the lead on a layup by Cam Thoroughman...Gilbert Brown scored all 11 of his points in the first half...Pitt's Patterson matched or surpassed career-highs for points (11), assists (5) and minutes played (22)...Pitt swept its two-game series with West Virginia for the third time in the last five seasons...Pitt won its 10th out of 11 vs. WVU played in Pittsburgh and improved to 7-1 vs. WVU at the PEC...Pitt won 25 games for the sixth consecutive season and reached the 13 league wins for only the fifth time in school history...The attendance of 12,876 ranked as the fifth largest on-campus crowd in school history.

WEST VIRGINIA 58 (17-10, 8-7 Big East)

Table with 17 columns: Player, tot-fg, 3-pt, rebounds, pf, tp, a, to, blk, s, min. Rows include THOROUGHMAN, Cam-f; JONES, Kevin-f; FLOWERS, John-f; MAZZULLA, Joe-g; BRYANT, Darryl-g; MITCHELL, Casey; PEPPER, Dalton; TEAM; Totals.

Percentages: FG%: 33.3%; 3FG%: 46.7%; FT%: 73.9%.

PITT 71 (25-3, 13-2 Big East)

Table with 17 columns: Player, tot-fg, 3-pt, rebounds, pf, tp, a, to, blk, s, min. Rows include BROWN, Gilbert-f; ROBINSON, Nasir-f; McGHEE, Gary-c; GIBBS, Ashton-g; WANAMAKER, Brad-g; WOODALL, Travon-g; TAYLOR, Dante; PATTERSON, Lamar; RICHARDSON, J.J.; TEAM; Totals.

Percentages: FG%: 57.4%; 3FG%: 35.7%; FT%: 60.0%.

Officials: John Cahill (R), Pat Driscoll, Jamie Luckie; Technical fouls: West Virginia-None. PITT-BROWN, Gilbert; Attendance: 12876.

Score by Periods

Table with 3 columns: 1st, 2nd, Total. Rows: West Virginia, Pitt.

29

No. 16 LOUISVILLE 62, No. 4 PITT 59 (OT)

February 27, 2011 ■ KFC Yum! Center ■ Louisville, Ky.

In overtime, Louisville outscored Pitt 6-3, using a Kyle Kuric 3-pointer and a Terrence Jennings free throw to build a four-point lead...After Gary McGhee cut the lead to three (60-57 with 1:45 to go) on 1-2 free throws, a Kuric dunk gave UL a five-point advantage before Louisville was issued technical foul with one second left...Three times in regulation's final four minutes, Brad Wanamaker tied the score with jump shots, the final one coming with 17 seconds left after UL's Preston Knowles gave the Cardinals the lead with a jumper...UL had two field goal attempts to win the game in the final 17 seconds of regulation, but Wanamaker blocked a layup with two seconds to send the game into overtime...Pitt used 56 percent second half shooting to battle back into the game...Pitt battled back from a 12-point first half deficit and trailed by nine at halftime (31-22) after shooting just 32 percent (8-25) in the first half and undergoing an 11-minute stretch without scoring a field goal...Gilbert Brown scored over 20 points for the fifth time in his career...Pitt and Louisville played into overtime for the third time in four meetings.

PITT 59 (25-4, 13-3 Big East)

Table with 17 columns: Player, tot-fg, 3-pt, rebounds, pf, tp, a, to, blk, s, min. Rows include BROWN, Gilbert-f; ROBINSON, Nasir-f; McGHEE, Gary-c; GIBBS, Ashton-g; WANAMAKER, Brad-g; WOODALL, Travon-g; TAYLOR, Dante; PATTERSON, Lamar; RICHARDSON, J.J.; TEAM; Totals.

Percentages: FG%: 41.5%; 3FG%: 28.6%; FT%: 55.0%.

LOUISVILLE 62 (22-7, 11-5 Big East)

Table with 17 columns: Player, tot-fg, 3-pt, rebounds, pf, tp, a, to, blk, s, min. Rows include KURIC, Kyle-f; VAN TRESSE, Stephan-f; JENNINGS, Terrence-c; KNOWLES, Preston-g; SIVA, Peyton-g; BUCKLES, Rakeem; SMITH, Chris; DIENG, Gorgui; MARRA, Mike; TEAM; Totals.

Percentages: FG%: 34.4%; 3FG%: 26.7%; FT%: 76.9%.

Officials: Les Jones, Michael Stephens, Bryan Kersey; Technical fouls: Pitt-None. Louisville-TEAM; Attendance: 22758.

Score by Periods

Table with 3 columns: 1st, 2nd, OT, Total. Rows: Pitt, Louisville.

30

No. 4 PITT 66, USF 50

March 2, 2011 ■ Sun Dome ■ Tampa, Fla.

With the win, Pitt clinched at least a share of the Big East regular season title...Trailing by three points at halftime, Pitt outscored USF 23-7 over the second half's first 10 minutes while converting 10 of its first 11 shots...Pitt used a 12-0 run to build a nine-point (38-29) advantage with 15:04 left in the game while receiving six points from Gary McGhee and four points from Nasir Robinson...In the second half, Pitt shot 60 percent (17-28)...Pitt hit four consecutive 3-pointers in four straight possessions (Ashton Gibbs, 3), extending its lead to as many as 21 points...Robinson registered his sixth career double-double...Jamie Dixon set an NCAA Division I record for most wins over the first eight years of a coaching career with his 214th victory...Brad Wanamaker became one of only two players in school history to surpass 1,000 points, 500 rebounds and 400 assists in a career...Pitt's 16-point win ranked as the 12th largest Big East road win in school history...Pitt won a program-best seventh Big East road victory...Jamie Dixon improved to 39-11 after losing a contest.

PITT 66 (26-4, 14-3 Big East)

Table with 17 columns: Player, tot-fg, 3-pt, rebounds, pf, tp, a, to, blk, s, min. Rows include ROBINSON, Nasir-f; McGHEE, Gary-c; BROWN, Gilbert-g; GIBBS, Ashton-g; WANAMAKER, Brad-g; WOODALL, Travon-g; TAYLOR, Dante; RIVERS, Nick; NWANKWO, Aron; PATTERSON, Lamar; MOORE, J.J.; RICHARDSON, J.J.; TEAM; Totals.

Percentages: FG%: 49.0%; 3FG%: 55.6%; FT%: 68.8%.

USF 50 (9-21, 3-14 Big East)

Table with 17 columns: Player, tot-fg, 3-pt, rebounds, pf, tp, a, to, blk, s, min. Rows include GILCHRIST, Augustus-f; FAMOUS, Jarrid-f; ROBERTSON, Hugh-f; CRATER, Anthony-g; NORIEGA, Shaun-g; ANDERSON, Ron; DORITY, Lavonte; POLAND, Jawanza; HAYNES, Shedrick; BURWELL, Mike; FITZPATRICK, Toarly; TEAM; Totals.

Percentages: FG%: 36.5%; 3FG%: 11.1%; FT%: 64.7%.

Officials: Ed Hightower, Chris Beaver, Gary Prager; Technical fouls: None; Attendance: 4640.

Score by Periods

Table with 3 columns: 1st, 2nd, Total. Rows: Pitt, USF.

