



2023-24

PEPPERDINE WOMEN'S BASKETBALL GAME NOTES

2023-24 SCHEDULE/RESULTS

Record: 5-24 Home: 3-13 Road: 2-11 Neutral: 0-0
WCC: 1-15 Home: 0-8 Road: 1-7

DATE	OPPONENT	TIME/RESULT
Nov. 3	Biola (EXH)	56-50, W
Nov. 7	UC Irvine	63-58, W
Nov. 9	New Mexico	57-48, L
Nov. 11	Caltech	79-42, W
Nov. 15	at Fresno State	74-55, L
Nov. 17	at Nevada	64-41, L
Nov. 20	at Boise State	63-47, L
Nov. 24	Georgetown	59-40, L
Nov. 27	Long Beach State	68-53, L
Dec. 1	at North Texas	74-57, L
Dec. 9	CBU	60-57, L
Dec. 16	at Cal State Bakersfield	80-60, W
Dec. 18	Northern Arizona	80-62, L
Dec. 29	Cal State LA	78-70, W
Jan. 4	at San Diego*	53-52, W
Jan. 6	Loyola Marymount*	64-50, L
Jan. 11	at San Francisco*	83-64, L
Jan. 18	at Santa Clara*	92-36, L
Jan. 20	at Pacific*	72-49, L
Jan. 25	Portland*	82-49, L
Jan. 27	at Loyola Marymount*	75-59, L
Feb. 1	San Francisco*	78-54, L
Feb. 3	Santa Clara*	58-79, L
Feb. 8	at #19 Gonzaga*	83-46, L
Feb. 10	at Portland*	78-46, L
Feb. 15	San Diego*	69-49, L
Feb. 17	at Saint Mary's*	75-47, L
Feb. 22	Pacific*	70-54, L
Feb. 24	#16 Gonzaga*	75-41, L
March 2	Saint Mary's*	69-48, L
March 7	#8 San Diego^	Noon

All Times Pacific | Home Games in BOLD

*WCC Contest ^Credit Union 1 WCC Championship Contest



For the first time ever, all West Coast Conference-sponsored sports at Pepperdine will be broadcasted on ESPN+, which can be accessed on the ESPN app or [ESPN.com/watch](https://www.espn.com/watch).

@PEPPERDINEWBB @WAVESHOOPS

MARCH 7 | ORLEANS ARENA | LAS VEGAS, NEV. | NOON | ESPN+



Pepperdine Waves

2023-24 Record... 5-25 (1-15 WCC)

NET Ranking337

Interim Head Coach ...Kelsey Keizer



San Diego Toreros

2023-24 Record...8-21 (4-12 WCC)

NET Ranking213

Head CoachCindy Fisher

GAME NOTES

- Making its 32nd appearance in the WCC Championships, the Pepperdine women's basketball team takes on San Diego in the first round of the Credit Union 1 WCC Championship on Thursday at noon. All WCC Championship games will be live-streamed on ESPN+, while the championship game will be nationally televised on ESPNU.
- Pepperdine is the 9-seed in the WCC Championships for the second-straight season; last year, the Waves beat 8-seed Santa Clara 63-60 before falling to 5-seed BYU in the second round. The Waves and Toreros split the season series with the road team winning each matchup.
- The Waves have a 28-28 all-time record in the WCC Tournament and have won at least one conference tournament game in 19 of the program's 31 appearances. Historically, the Waves have a 2-5 record as the 9-seed and a 5-3 record against 8-seeds in the WCC Championships. However, San Diego has been Pepperdine's toughest out in the WCC Tournament. The Waves have a 1-5 record against the Toreros (.167) in postseason play.
- Pepperdine will once again rely on the services of WCC Honorable Mention selection Jane Nwaba, who averages 10.4 points., 7.7 rebounds, 2.9 assists and 1.3 steals per game — all of which lead the Waves. The senior from Carson, Calif. is one double-double away from entering Pepperdine's top-10 career and single-season double-double rankings. Against San Diego in January, Nwaba capped off her 14-point, 12-rebound double-double with a game-winning layup in Pepperdine's 53-52 road win. In the rematch in Malibu, she led Pepperdine with 16 points, six rebounds and four assists.
- The Waves look to counter USD's size with its frontcourt of Megan Harkey and All-WCC Freshman Team selection Jorynn Ross — the former is coming off a career-high 12 points against Saint Mary's, while the latter is the team's second-leading rebounder at 4.0 boards per game.
- Winners of two out of their last five games, the Toreros come into Vegas as the 8-seed and with a 49-43 all-time record against Pepperdine.
- Although San Diego is the only school trailing Pepperdine in made threes per game (3.4), the Toreros make up for their lack of shooting with strong rebounding and interior play. Thanks in part to Kasey Neubert — who ranks second in the conference at 9.8 rebounds per game — the Toreros are tied for first in the WCC in offensive rebounds (12.8 per game) and are fourth in rebounds per game (35.7) and rebounding margin (+1.3).
- All-WCC Second Team selection Veronica Sheffey (12.3 points per game) leads the way for USD and is the conference's ninth-leading scorer. She is also third in the WCC with 5.1 assists per game.
- Should Pepperdine advance, it will play 5-seed Pacific on March 8 at noon. The game will be broadcasted on ESPN+.

WEST COAST CONFERENCE STANDINGS

School	Conf.	Pct.	Overall	Pct.	Streak	NET	Next Game
#15 Gonzaga	16-0	1.000	29-2	.935	W23	11	TBA (3/11)
Santa Clara	12-4	.750	24-7	.774	W9	71	TBA (3/11)
Portland	10-6	.625	18-12	.600	W1	116	TBA (3/9)
San Francisco	10-6	.625	14-15	.483	W3	154	TBA (3/9)
Pacific	8-8	.500	16-13	.552	L1	144	TBA (3/8)
Saint Mary's	6-10	.375	13-17	.433	W1	203	vs. LMU (3/8)
LMU	5-11	.312	10-18	.357	L2	221	vs. SMC (3/8)
San Diego	4-12	.250	8-21	.276	L2	213	vs. Pepperdine (3/7)
Pepperdine	1-15	.062	5-24	.172	L15	337	vs. USD (3/7)

TV + BROADCAST ROSTER



#0 Addi Melone
5-3, Jr., Guard
Las Vegas, Nev.



#1 Hailey Johnson
5-9, R-Fr., Guard
Coto de Caza, Calif.



#3 Ella Brubaker
6-0, Jr., Guard
University Place, Wash.



#5 Mi'Cole Cayton
5-9, Gr., Guard
Stockton, Calif.



#10 Jane Nwaba
5-10, Sr., Forward
Carson, Calif.



#11 Helena Friend
6-0, Jr., Guard
Huntington Beach, Calif.




#12 Holly Griffiths
6-4, Fr., Forward
Melbourne, Australia



#13 Emerita Mashaire
6-0, Jr., Guard
Helsinki, Finland




#24 Jorynn Ross
6-3, Fr. Forward
Milwaukee, Wisc.



#31 Megan Harkey
6-6, Sr., Forward/Center
Summerfield, N.C.



#32 Maggie Vick
6-2, Jr., Forward
Morristown, Tenn.



#33 KK Brodie
6-3, So., Center
Columbia, Mo.



#35 Lexi Griggsby
5-9, Gr. Guard
Northridge, Calif.



Interim Head Coach
Kelsey Keizer



Assistant Coach
Shawn Faust



Assistant Coach
Monique' Jones



Assistant Coach/DOBO
Amaka Uzomah



Student Assistant Coach
Isabel Montoya

NUMERICAL ROSTER



Front (L-R): Athletic trainer Courtney Grande, Assistant coach/Director of Operations Amaka Uzomah, Assistant coach Shawn Faust, Interim head coach Kelsey Keizer, Assistant coach Monique' Jones, Student assistant coach Isabel Montoya, Strength and Conditioning coach Glenn Rivera.

Back (L-R): Lexi Griggsby, Emerita Mashaire, Mi'Cole Cayton, Jane Nwaba, Maggie Vick, Holly Griffiths, Megan Harkey, KK Brodie, Jorynn Ross, Helena Friend, Myra Gordon, Hailey Johnson, Ella Brubaker, Addi Melone.

2023-24 PEPPERDINE WOMEN'S BASKETBALL

No.	Name	Pos.	Ht.	Yr.	Exp.	Hometown (High School/Last School)
0	Addi Melone	G	5-3	Jr.	JC	Las Vegas, Nev. (Centennial HS/Eastern Arizona College/Lane CC)
1	Hailey Johnson	G	5-9	R-Fr.	SQ	Coto de Caza, Calif. (JSerra Catholic HS)
3	Ella Brubaker	G	6-0	Jr.	TR	University Place, Wash. (Curtis HS/The Master's)
5	Mi'Cole Cayton	G	5-9	Gr.	TR	Stockton, Calif. (St. Mary's HS/Minnesota/Nebraska/California)
10	Jane Nwaba	F	5-10	Sr.	3V	Carson, Calif. (Palisades Charter HS)
11	Helena Friend	G	6-0	Jr.	2V	Huntington Beach, Calif. (Blair Academy)
12	Holly Griffiths	F	6-4	Fr.	HS	Melbourne, Australia (Our Lady of Mercy College)
13	Emerita Mashaire	G/F	6-0	Jr.	TR	Helsinki, Finland (HBA Marksy/Cincinnati/Buffalo)
24	Jorynn Ross	F	6-3	Fr.	HS	Milwaukee, Wisc. (Summer Creek HS)
31	Megan Harkey	F/C	6-6	Sr.	TR	Summerfield, N.C. (Northwest Guilford HS/Xavier)
32	Maggie Vick	F	6-2	Jr.	TR	Morristown, Tenn. (Lakeway Christian HS/Iowa State)
33	KK Brodie	C	6-3	So.	1V	Columbia, Mo. (Rock Bridge HS)
35	Lexi Griggsby	G	5-9	Gr.	TR	Northridge, Calif. (Sierra Canyon HS/Washington)

Coaching Staff

Interim Head Coach: Kelsey Keizer

Assistant Coaches: Shawn Faust, Monique' Jones, Amaka Uzomah

Pronunciation Guide

#0 Addi Melone — MELL-own

#5 Mi'Cole Cayton — MY-coal

#10 Jane Nwaba – WAH-buh

#11 Helena Friend – Ha-LAY-NUH

#13 Emerita Mashaire — Ma-share

#24 Jorynn Ross — JOR-rinn

Amaka Uzomah — uh-MACH-ah OO-zoh-muh



QUICK FACTS

Location Malibu, Calif. 90263
 Founded 1937 (Malibu Campus 1972)
 Enrollment 8,000 (3,000 undergraduate)
 Nickname Waves
 Colors Blue, Orange and White
 Conference West Coast
 Home Court Firestone Fieldhouse
 capacity 3,104
 opened 1973
 President Jim Gash
 Athletic Director Dr. Steve Potts
 Athletic Department phone (310) 506-4150
 Ticket Office phone (866) WAVE-TIX
 Ticket Website tickets.pepperdinewaves.com

WOMEN'S BASKETBALL

Interim Head Coach Kelsey Keizer
 Pepperdine record 5-24
 All-Time Record 696-708
 seasons 48
 first season 1975-76
 All-Time WCC Record 257-309
 seasons 38
 first season 1985-86
 NCAA Championships Appearances 4
 last 2006
 WCC Regular-Season Championships 4
 last 2003
 WCC Tournament Championships 3
 last 2006

2022-23 REVIEW

Overall record 11-19
 WCC record (finish) 5-13 (9th)
 Letterwinners returning/lost 3 / 10
 Starters returning/lost 1 / 4
 Newcomers 10

ATHLETIC COMMUNICATIONS

Assistant Director of Athletics Sarah Otteman
 (Marketing and Digital Content)
 Email sarah.otteman@pepperdine.edu
 Assistant/WBKB contact Kyle Cajero
 Email kyle.cajero@pepperdine.edu
 Address 24255 Pacific Coast Highway
 Malibu, Calif. 90263
 Website www.pepperdinewaves.com
 Facebook Waves Hoops
 Pepperdine Athletics
 X @WavesHoops
 @PepperdineWaves
 Instagram pepperdinewbb

IN THE NATIONAL RANKINGS

AS OF MARCH 5, 2024

TEAM STATISTICS

Bench Points Per Game: 20.6 | 97th

INDIVIDUAL STATISTICS

KK Brodie
 Blocks Per Game: 0.96 | 230th

Jane Nwaba
 Rebounds: 224 | 110th
 Rebounds Per Game: 7.7 | 130th

IN THE WCC RANKINGS

AS OF MARCH 5, 2024

TEAM STATISTICS

Points Per Game: 53.9 | 9th
 Scoring Margin: -15.9 | 9th
 Field Goal Percentage: .377 | 9th
 3-Point Percentage: .236 | 9th
 Made 3-Pointers Per Game: 3.7 | 8th
 Free Throw Percentage: .668 | 9th

Scoring Defense: 69.8 | 8th
 Field Goal Percentage Defense: .425 | 8th
 3-Point Field Goal Defense: .336 | 7th

Rebounds Per Game: 35.2 | 6th
 Defensive Rebounds Per Game: 23.6 | 6th
 Offensive Rebounds Per Game: 11.7 | T-5th
 Rebounding Margin: -0.7 | 7th

Blocks Per Game: 3.41 | 4th
 Assists Per Game: 10.62 | 9th
 Assist/Turnover Ratio: 0.53 | 9th
 Turnover Margin: -6.66 | 9th
 Steals Per Game: 7.10 | 6th

INDIVIDUAL STATISTICS

Jane Nwaba
 Rebounds Per Game: 7.7 | 4th
 Assists Per Game: 2.8 | T-11th
 Blocks Per Game: 0.7 | T-10th
 Steals Per Game: 1.3 | T-15th

KK Brodie
 Blocks Per Game: 1.0 | T-3rd

Helena Friend
 Steals Per Game: 1.3 | T-15th

WCC PRESEASON POLL

School	Points
1. Gonzaga (8 FPV)	64
2. Portland (1 FPV)	50
T-3. Pacific	41
T-3. Santa Clara	41
5. San Diego	40
6. Saint Mary's	34
7. San Francisco	31
8. Pepperdine	12
9. Loyola Marymount	11

HONORS AND AWARDS

- Jane Nwaba**
- 2024 WCC Honorable Mention
- Jorynn Ross**
- 2024 WCC All-Freshman Team
 - WCC Freshman of the Week (12/18/23, 12/26/23)

SPECIALTY STATISTICS

PEPPERDINE'S RECORD WHEN...

At home: 3-13
 On the road: 2-11
 On a neutral court: 0-0
 Leading at halftime: 3-4
 Trailing at halftime: 2-20
 Tied at halftime: 0-0

Shoot 50% or above from field: 3-0
 Shoot less than 50% from field: 2-24
 Opponent shoots 50% or above: 0-4
 Opponent shoots less than 50%: 5-20
 Waves outshoot opponent: 6-3
 Opponent outshoots Pepperdine: 0-21

Pepperdine out-rebounds opponent: 3-10
 Opponent out-rebounds Pepperdine: 1-14
 Both teams tie in rebounds: 1-0

Pepperdine has more turnovers: 5-22
 Opponent has more turnovers: 0-2
 Both teams tie in turnovers: 0-0

Game decided by 1-5 points: 2-1
 Game decided by 6-10 points: 1-1
 Game decided by 11-15 points: 0-2
 Game decided by 16+ points: 2-20

Pepperdine scores less than 50 points: 0-13
 Pepperdine scores 50-59 points: 1-9
 Pepperdine scores 60-69 points: 1-2
 Pepperdine scores 70-79 points: 2-0
 Pepperdine scores 80+ points: 1-0

Pepperdine allows less than 50 points: 1-0
 Pepperdine allows 50-59 points: 2-2
 Pepperdine allows 60-69 points: 1-7
 Pepperdine allows 70-79 points: 1-10
 Pepperdine allows 80+ points: 0-4

While wearing white jerseys: 3-10
 While wearing blue jerseys: 2-11
 While wearing orange jerseys: 0-3

Largest deficit overcome in a win: 16 (vs. UCI)
 Largest lead in a loss: 13 (vs. Pacific)

UPCOMING MILESTONES

AS OF MARCH 5, 2024

- Jane Nwaba**
- Career points: 764
 - 36 away from 800 career points
 - Career rebounds: 555
 - 45 away from 600 career rebounds
 - Season double-doubles: 9
 - 1 away from 10 double-doubles (T-9th in program history)
 - Career double-doubles: 11
 - 1 away from 12 double-doubles (T-9th in program history)

- Addi Melone**
- Career points: 682
 - 18 away from 700 career points
 - *Began career at Lane CC (2021-22).*

Ella Brubaker
 Career points: 1,402
 98 away from 1,500 career points

2024 CREDIT UNION 1 WEST COAST CONFERENCE WOMEN'S BASKETBALL CHAMPIONSHIP

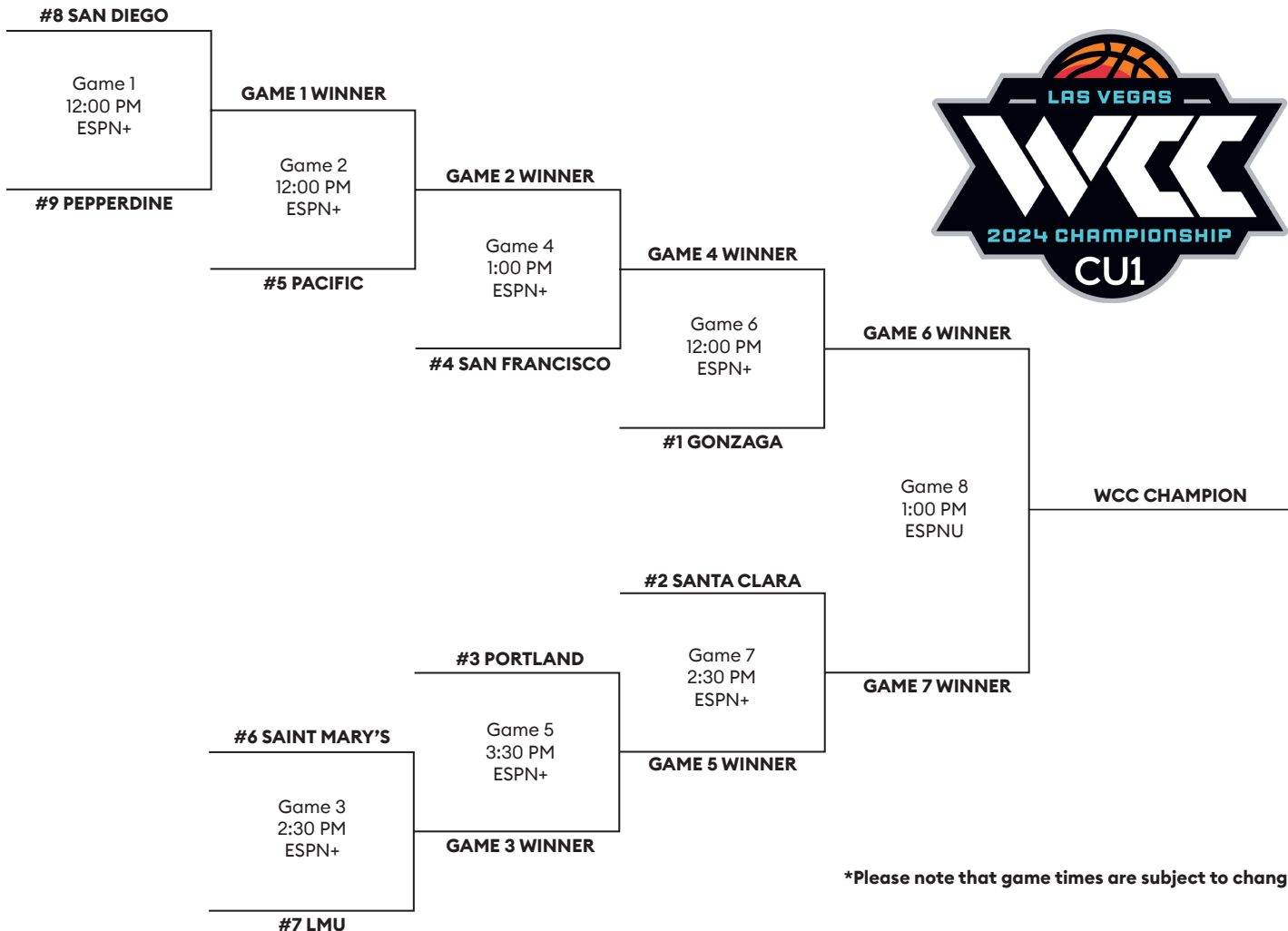
March 7, 2024

March 8, 2024

March 9, 2024

March 11, 2024

March 12, 2024



*Please note that game times are subject to change.

RECORD BY SEED

Seed	Record	Pct.	Number of Times (Last Time)
1-seed	9-2	.818	4 (2003)
4-seed	4-3	.571	4 (2006)
5-seed	4-4	.500	4 (2012)
6-seed	2-2	.500	2 (2020)
10-seed	1-1	.500	1 (2014)
2-seed	1-1	.500	1 (1998)
3-seed	4-6	.400	6 (2019)
9-seed	2-5	.286	5 (2023)
8-seed	1-4	.200	4 (2022)

NOTE: Pepperdine has never been the 7-seed.

RECORD VERSUS SEED

Seed	Record	Pct.	Number of Times (Last Win)
7-seed	4-1	.800	5 (87-72 vs. Saint Mary's, 2020 Round 2)
6-seed	4-1	.800	2 (87-84 vs. Pacific, 2019 Quarterfinal)
4-seed	4-2	.667	4 (71-67 OT vs. Saint Mary's, 2007 Round 1)
8-seed	5-3	.625	8 (63-60 vs. Santa Clara, 2023 Round 1)
5-seed	3-2	.600	5 (70-58 vs. Saint Mary's, 2006 Round 1)
9-seed	2-2	.500	4 (74-63 vs. Santa Clara, 2018 Round 1)
3-seed	3-4	.429	7 (62-51 vs. BYU, 2020 Quarterfinal)
2-seed	3-5	.375	8 (62-56 vs. Saint Mary's, 2010 Semifinal)
1-seed	1-7	.125	8 (71-67 vs. Santa Clara, 2006 Championship)

NOTE: Pepperdine has never played the 10-seed.

WCC TOURNAMENT ACHIEVEMENTS

WCC Tournament Appearances: 32
Overall WCC Tournament Record: 28-28 (.500)
WCC Tournament Championships: 3 (2002, 2003, 2006)
WCC Tournament Runner-ups: 3 (1999, 2000, 2010)
WCC Tournament MVPs: 2 (Damaris Hinojosa, 2002; Daphanie Kennedy, 2006)

RECORD BY OPPONENT

Team	Record	Pct.	Last Meeting
Santa Clara	8-2	.800	2023 First Round
Pacific	2-1	.667	2019 Quarterfinals
Portland	2-1	.667	2000 Semifinals
Saint Mary's	6-3	.667	2020 Second Round
Loyola Marymount	3-4	.429	2022 First Round
San Francisco	2-3	.400	2013 First Round
Gonzaga	3-5	.375	2018 Quarterfinals
San Diego	1-5	.167	2020 Semifinals

PRESEASON AND ROSTER OUTLOOK

- **On August 14, 2023, Kelsey Keizer was elevated to Interim Head Coach after being hired as an assistant in April 2023.** Keizer, who has nine years of head coaching experience at Division II Southwest Baptist, is making her Division I coaching debut this year.
- A four-year contributor on the Drake women's basketball team from 2005-09, **Keizer's staff includes former college teammate Monique' Jones.** Jones comes to Malibu after coaching a decade of prep basketball in Iowa and Arizona.
- Keizer takes the helm of a **Pepperdine roster that features 10 newcomers — including eight transfers from Division I schools and four from Power-5 institutions** — all of whom look to improve upon Pepperdine's 11-19 record and ninth-place finish in the West Coast Conference.
- Pepperdine's Division I transfers include Mi'Cole Cayton (Minnesota via Nebraska and California), Lexi Griggsby (Washington), Myra Gordon (Alabama), Maggie Vick (Iowa State), Megan Harkey (Xavier) and Emerita Mashaire (Buffalo via Cincinnati).
- **Two others came from non-Division I schools:** Ella Brubaker (The Master's University) and Addi Melone (Eastern Arizona College via Lane Community College).
- **Two true freshmen will bolster Pepperdine's frontcourt:** Joryynn Ross (Milwaukee, Wisc.) and Holly Griffiths (Melbourne, Australia).
- As a testament to the prevalence of the transfer portal in college basketball, **Pepperdine's 10 newcomers are tied for the fifth-most in the nation**, trailing three schools with 12 (Utah State, Tarleton State, UT Arlington) and Buffalo's 11 newcomers. **The other Division I schools with 10 newcomers are UTEP, Evansville and Old Dominion.**
- **Three of Pepperdine's transfers were rated as top-100 recruits in high school:** Mi'Cole Cayton, Myra Gordon and Maggie Vick.
- Pepperdine's roster has some international flair, as **Emerita Mashaire (Finland) and Holly Griffiths (Australia) provide national team experience playing for their respective countries.**
- Of the Pepperdine newcomers, **none are more well-traveled than graduate senior guard Mi'Cole Cayton.** Cayton, an eighth-year grad transfer, began her career at California in 2016-17, transferred to Nebraska, then saw her last action at Minnesota. **Cayton, Syracuse's Dominique Camp and Pittsburgh's Jala Jordan are the only known Division I women's basketball players suiting up for their fourth schools.**
- Junior guard **Ella Brubaker, an Honorable Mention NAIA All-American, is the most accomplished transfer of the bunch.** Brubaker is the daughter of two Pepperdine students: Her mother Kristin graduated from Seaver College and **her father Eric played baseball for Pepperdine during the Waves' mid-90s heyday in 1993-97.**
- Pepperdine's four returners are led by senior **Jane Nwaba, who is the Waves' top returning scorer (9.3 points per game) and rebounder (3.4 per game).** Nwaba has made 34 starts in 75 games for the Waves, and is the team's lone returning starter from last year.
- Sophomore center KK Brodie and junior guard Helena Friend were role players on last year's team, while freshman Hailey Johnson will make her collegiate bas-

ketball debut after redshirting last season.

- Schedule-wise, the **Waves play a favorable eight non-conference home games** in Firestone Fieldhouse, plus five road games. **Three of Pepperdine's non-conference opponents made the WNIT:** UC Irvine, New Mexico and Long Beach State last season.
- **The Waves were picked eighth out of nine teams in the 2023 West Coast Conference Preseason Poll**, besting only PCH Cup rival Loyola Marymount. **Pepperdine finished ninth in a 10-team league last season**, which ended with a loss in the WCC Tournament quarterfinals against new Big 12 member BYU.

NOVEMBER

- In Pepperdine's lone exhibition, **Emerita Mashaire led all scorers with 17 points off the bench in a 56-50 win over Biola.** Myra Gordon scored 11 points, plus Jane Nwaba nearly had a double-double with nine points and 11 rebounds.
- Hosting the two-time Big West regular-season champion UC Irvine Anteaters, **the Waves came back from a 20-4 deficit to beat UCI 63-58** on Nov. 7. The victory gave **Kelsey Keizer her first victory as a Division I head coach** and the Waves their sixth-straight home-opening win in Firestone Fieldhouse.
- Seeing the floor for the first time in 590 days, **graduate transfer Myra Gordon led the Waves with 17 points (on 6-for-10 shooting), four rebounds, five assists and five steals.**
- In her first Division I game, **junior college transfer Addi Melone added 11 points, six rebounds and four steals while starting at point guard.**
- As a team, **Pepperdine held UC Irvine to a mere 28.6% shooting from the field** — including a 6-for-22 (27.3%) clip from three. **The Waves defense also held the Anteaters to just six made field goals in the second half.**
- However, the Waves faced their first setback of the season at home against New Mexico on Nov. 9. A slow, first-quarter start held back Pepperdine's solid second and third quarter showings in the 57-48 loss.
- **Jane Nwaba recorded her first double-double of the year** with a team-high 15 points and 11 rebounds. **Her six assists were a career high.**
- Wrapping up its three-game, season-opening home stand, **all 12 Waves scored in Pepperdine's 79-42 win over Caltech** on Nov. 11. The Waves dished out a 23 assists to make 32 field goals.
- **Pepperdine out-rebounded the Beavers 49-17, which tied the program's single-game rebound margin record.**
- Senior center **Megan Harkey led the way with a team-high 10 points** — one shy of her career high — and **three Waves scored their first Division I points against the Beavers: Holly Griffiths, Hailey Johnson and NAIA transfer Ella Brubaker.**
- For its first road trip of the season, **Pepperdine embarked on a three-game Mountain West swing in eight days**, starting with a 74-55 defeat at Fresno State on Nov. 15.
- Playing with a bigger starting lineup to counter the Bulldogs' size, **the Waves out-rebounded the Bulldogs 32-31, yet 25 turnovers and a 26-point third-quarter from Fresno State doomed the Waves** in their first road game.

THE STORY SO FAR – NON-CONFERENCE PLAY

- **For the third time this season, Myra Gordon led the way with 14 points** — 10 of which came in the first half — on 6-for-12 shooting. **Jane Nwaba chipped in 12 points to get her over the 500-career point mark, plus Holly Griffiths set a new career high with 10 points off the bench.**
- Defensively, **KK Brodie set her single-game career high with five blocks**, plus tied the team high with five rebounds in 17 minutes of action.
- Against Nevada, Pepperdine struggled in a 64-41 loss to the Wolf Pack in Lawlor Events Center. The Wolf Pack defense forced 25 Pepperdine turnovers and limited the Waves to 25% shooting from the field.
- **Pepperdine capped off its three-game road trip with a 63-47 loss at Boise State on Monday, Nov. 20.** A late 10-1 run from the Broncos and cold shooting from the Waves in the fourth quarter was the difference while playing against a hot-shooting Bronco offense.
- **For the first time all season, the Waves committed fewer turnovers than their opponents** (15 to Boise State's 18), yet that was offset by losing the rebounding battle for the first time all year.
- With her father, brother and former collegiate coach in attendance, The Master's University transfer guard **Ella Brubaker had her best game in a Waves uniform, against Boise State, leading all scorers with 19 points (on 7-for-14 shooting), four rebounds and two steals in 22 minutes of action. The 19 points were her Division I single-game career high and the best individual offensive showing of the road trip.**
- **KK Brodie chipped in seven rebounds and four blocks in the effort** — the latter of which was second-most on the night, only trailing reigning MWC Defensive Player of the Year Abby Muse's six rejections.
- Despite leading by eight points in the second quarter and one at halftime, the Waves fell 59-40 in their first meeting against the Georgetown Hoyas in Firestone Fieldhouse on Nov. 25.
- Once again, **Ella Brubaker led the Waves with 10 points off the bench on 3-for-5 shooting.** In the week of Nov. 19-25, **Brubaker averaged 14.5 points on 52.6% shooting in a mere 19.0 minutes per game.**
- Pepperdine mounted a second-half comeback attempt against Long Beach State on Monday, Nov. 27, but fell 68-53. **Ella Brubaker led the Waves in scoring for the third-straight game with 11 points.**

DECEMBER

- Pepperdine and North Texas were tied at 47-all heading into the third quarter, yet the Mean Green's solid start to the fourth quarter was the difference in a 74-57 Waves defeat in Denton, Texas on Dec. 1.
- Addi Melone and Ella Brubaker led the Waves with 13 points. **The game was not only the fourth-straight double-figure night for Brubaker, but also the fourth-consecutive game The Master's University transfer led the Waves in scoring.**
- Playing in the state in which she wrapped up her prep career, **Jorynn Ross scored eight points to go along with three rebounds, an assist and a block off the bench.**
- Despite holding the undefeated California Baptist Lancers to their worst shooting night of the year, the Pepperdine women's basketball team fell in a close 60-57 home loss on Dec. 9.
- **Ella Brubaker led the Waves in scoring for the fifth-straight game with 13 points, Jane Nwaba notched her second double-double of the year** (12 points and 11 rebounds) and **Jorynn Ross chipped in a career-high 10 points** off the bench.
- **Pepperdine picked up its first road win of the year at Cal State Bakersfield with an 80-60 win on Dec. 16.** Five Waves scored in double-figures, the team shot 55% from the field and Pepperdine out-rebounded Cal State Bakersfield 47-28. Eight of the nine Pepperdine players who saw the floor scored, plus the team dished out 18 assists — the most the team has had against Division I competition this year.
- The Waves ripped off a 19-0 run in the second quarter that ultimately proved to be the difference against the Roadrunners. In that run, Pepperdine made six shots in a row — including two threes — amounting to a 52.4% shooting percentage in the quarter.
- **Emerita Mashaire had her best game in a Pepperdine uniform with 16 points, eight rebounds and a team-best seven assists — all of which were season-highs.** Half of her points came in the fourth quarter, as the Waves shot 8-for-9 (88.89%) from the field and 7-for-8 (87.5%) from the free-throw line.
- **Ella Brubaker led the Waves in scoring for the sixth-straight game with 20 points on 8-for-12 shooting, which was her first 20-point night in Division I.**
- Senior Jane Nwaba had her third double-double of the season with 11 points and a career-tying-high of 11 rebounds to go along with three assists.
- For the fourth-straight game, Jorynn Ross set a new single-game career high with 11 points. She also chipped in five rebounds and four assists. **This statline gave her WCC Freshman of the Week honors for the first time in her career.**
- Megan Harkey tied her season-high of 10 points and pulled down a season-best nine rebounds to go with two blocks.
- **Jorynn Ross led the Waves with a career-high 16 points and seven rebounds** in Pepperdine's 80-62 home loss to Northern Arizona on Dec. 18.
- The Waves made a run in the third quarter to chip NAU's lead to single-digits, yet a huge run by the Lumberjacks in the fourth quarter put the game to rest.
- For her efforts against NAU, **Ross earned back-to-back WCC Freshman of the Week honors** on Dec. 26. **She is the first Wave to achieve that feat in consecutive weeks since the award was established in the 2020-21 season.**
- **Pepperdine closed out the non-conference slate with a 78-70 win against the upset-minded Cal State LA Golden Eagles on Dec. 29.** Avenging last year's home loss, Waves fended off Cal State LA with a second-half surge in which four Waves finished in double figures for just the second time this season.
- **Senior Jane Nwaba reset several single-game career highs with 18 points, 12 rebounds and four steals in the win, which gave her the fourth double-double of the season.**
- Junior guard **Addi Melone had her best D1 game to date with 17 points, six rebounds and two assists in 33 minutes.**
- Junior **Helena Friend also had a career-best outing with 15 points off the bench**, most of which came off difficult and-ones late in the game.
- **Ella Brubaker finished with 15 points, giving her seven games in double-figures — a team high.**

JANUARY

- **Pepperdine earned its first West Coast Conference win with a 53-52 road victory over San Diego on Jan. 4.** The win not only snapped a seven-game losing streak to the Toreros, but also gave Interim Head Coach Kelsey Keizer her first WCC victory.
- **Jane Nwaba’s go-ahead layup with 34 seconds left sealed the victory for the Waves.** She finished with 14 points and tied her career high with 12 rebounds to give her a fifth double-double on the year.
- Helena Friend chipped in nine points off the bench — including a pivotal corner three in the fourth quarter that helped Pepperdine go on a decisive 6-0 run.
- In a battle between two of the WCC’s best defenses, Pepperdine’s won out, holding the Toreros to shooting 29.0% from the field and 15.4% from three — the latter of which was the second-worst mark this year for USD.
- **By logging minutes against San Diego, graduate transfer guard Mi’Cole Cayton became the first known eighth-year senior in Division I women’s basketball this year.** Cayton, who started her collegiate career at California in 2016-17, logged an assist in five minutes of action.
- The Waves couldn’t get the job done against the LMU Lions in a 64-50 loss in first iteration of the PCH Cup on Jan. 6.
- Addi Melone and Helena Friend finished in double-figures with 10 points apiece, while freshman Jorynn Ross chipped in eight points, three rebounds and a steal while setting her career high with three blocks.
- Jane Nwaba nearly recorded the second triple-double in Pepperdine history with 11 points, eight rebounds and eight assists in the Waves’ 83-64 loss at San Francisco. The Waves led after the first quarter, yet a decisive 23-0 run from the Dons put the game away early.
- Pepperdine then fell 92-36 at Santa Clara for its third-straight WCC loss. Megan Harkey led the Waves with 10 points off the bench.
- Playing in her hometown of Stockton, Calif., eighth-year senior Mi’Cole Cayton gave Pepperdine an early lift with five first-half points, yet the Tigers beat the Waves 72-49 on Jan. 20.
- In the next game against Portland, Pepperdine freshman Holly Griffiths had the best outing of her career with 14 points and five rebounds off the bench — both were career-highs.
- Despite turning to a fourth-quarter full-court press that chopped LMU’s lead in half, the Waves fell 75-59 in Gersten Pavilion on Jan. 27.

FEBRUARY

- **Jane Nwaba set her career high with 22 points** yet the Waves fell 78-54 to San Francisco on Feb. 1.
- In the next game against Santa Clara, the Waves got off to a better start by halftime, yet the hot-shooting Broncos dispatched Pepperdine 79-58 thanks to seven threes from Olivia Pollerd and a triple-double from Tess Heal.
- The Waves hung with the #19 Bulldogs for the first half, but then Gonzaga’s three-point shooting put the Waves away in an 83-46 Pepperdine loss.
- Pepperdine looks to steer out of a 15-game losing skid after falling to Saint Mary’s last Saturday.



THE KEIZER FILE

- Alma Mater: Drake (2009)
- Head coaching record at Southwest Baptist: 115-133
- Named to the WBCA's 30 Under 30 list in 2016.
- Coached seven all-conference players at Southwest Baptist.
- As a sophomore, made the game-winning shot that helped Drake win the 2007 Missouri Valley Conference Tournament.
- Was college teammates with current Pepperdine assistant coach Monique' Jones.
- Earned her master's degree in athletic administration from Southwest Baptist in 2013.
- Lives in Malibu with her dog, Scout.

Kelsey Keizer begins her first year as the Pepperdine interim head women's basketball coach in 2023-24.

Prior to Pepperdine, Keizer had 12 years of experience at Southwest Baptist, including nine years of head coaching experience. Keizer's teams have had success not only by winning 115 games during her nine-year head coaching tenure, but also by amassing a 3.25 grade-point average or higher for nine straight seasons.

Playing in two competitive Division II leagues in the Mid-America Intercollegiate Athletics Association and the Great Lakes Valley Conference, Keizer's teams notched five wins over ranked Division II teams, including an upset win over #1 Fort Hays State during the 2015-16 season.

As a head coach, Keizer helped seven players earn all-conference honors and one — Caylee Richardson — make the Division II Freshman All-American team in 2015-16. That same year, Keizer earned a spot on the WBCA's 30 Under 30 coaches list.

Aside from basketball, Keizer was Southwest Baptist's Fellowship of Christian Athletes advisor, and before getting into coaching, she worked with Athletes in Action as an international intern while playing professionally for Sparta Praha in the Czech Basketball Federation.

As a player, Keizer was a four-year letter winner for the Drake Bulldogs, a Division I team competing in the Missouri Valley Conference. Keizer hit the game-winning shot that helped the Bulldogs win the MVC Tournament Title and punch their ticket to the 2007 NCAA Tournament as a sophomore. At Drake, Keizer was teammates with current Pepperdine assistant coach Monique' Jones, who Keizer brought on staff in August.

She graduated with bachelor's degrees in finance and business administration in 2009 and later earned her master's in athletic administration from Southwest Baptist in 2013.

She got her start coaching in the 2009-10 season by serving as a student assistant coach at Drake, where she helped develop the Bulldogs' post players.



2023-24 Pepperdine Women's Basketball Combined Team Statistics All games

Game Records

Record	Overall	Home	Away	Neutral
ALL GAMES	5-24	3-13	2-11	0-0
CONFERENCE	1-15	0-8	1-7	0-0
NON-CONFERENCE	4-9	3-5	1-4	0-0

Score by Periods

Team	1st	2nd	3rd	4th	OT	TOT
Pepperdine	339	387	435	402	0	1563
Opponents	488	472	572	493	0	2025

Team Box Score

No.	Player	Total			3-Point		F-Throw		Rebounds				Other				PTS	AVG				
		GP-GS	MIN	AVG	FG-FGA	FG%	3FG-3FGA	3FG%	FT-FTA	FT%	OFF	DEF	TOT	AVG	PF	DQ			A	TO	BLK	STL
10	NWABA, Jane	29-29	898:56	31.0	124-298	.416	12-53	.226	43-78	.551	77	147	224	7.7	69	0	83	120	19	38	303	10.4
15	GORDON, Myra	11-9	265:55	24.2	32-87	.368	3-26	.115	20-28	.714	8	32	40	3.6	16	0	18	27	1	13	87	7.9
11	FRIEND, Helena	26-14	651:31	25.1	59-158	.373	13-42	.310	34-50	.680	17	43	60	2.3	34	0	20	45	6	34	165	6.3
24	ROSS, Jorynn	28-14	574:06	20.5	75-150	.500	1-5	.200	15-21	.714	34	78	112	4.0	42	1	24	57	13	27	166	5.9
3	BRUBAKER, Ella	26-4	356:17	13.7	51-133	.383	23-69	.333	27-34	.794	12	20	32	1.2	16	0	14	21	4	17	152	5.8
0	MELONE, Addi	29-27	861:43	29.7	60-222	.270	29-127	.228	14-21	.667	7	79	86	3.0	65	0	64	107	3	26	163	5.6
31	HARKEY, Megan	28-19	369:09	13.2	58-124	.468	0-0	.000	15-18	.833	23	49	72	2.6	50	1	10	22	17	3	131	4.7
13	MASHAIRE, Emerita	28-4	552:15	19.7	43-139	.309	8-45	.178	34-55	.618	20	49	69	2.5	39	0	29	56	3	15	128	4.6
5	CAYTON, Mi'Cola	11-1	148:51	13.5	14-41	.341	5-17	.294	12-19	.632	2	9	11	1.0	12	0	14	19	0	6	45	4.1
32	VICK, Maggie	29-22	500:05	17.2	44-102	.431	8-23	.348	13-16	.813	33	51	84	2.9	65	4	17	38	4	11	109	3.8
12	GRIFFITHS, Holly	19-0	189:47	10.0	17-57	.298	2-25	.080	23-32	.719	12	22	34	1.8	28	0	4	16	5	4	59	3.1
33	BRODIE, Kyrrah	25-0	298:57	12.0	20-59	.339	0-1	.000	1-3	.333	21	33	54	2.2	46	0	5	20	24	11	41	1.6
1	JOHNSON, Hailey	18-2	132:29	7.4	5-26	.192	3-20	.150	1-2	.500	1	5	6	0.3	8	0	5	9	0	2	14	0.8
Team											70	66	136				29					
Total		29	5800		602-1596	.377	107-453	.236	252-377	.668	337	683	1020	35.2	490	6	307	586	99	207	1563	53.9
Opponents		29	5800		744-1750	.425	192-572	.336	345-483	.714	359	686	1045	36.0	428	2	419	394	64	314	2025	69.8

Team Statistics

	PEP	OPP
Scoring	1563	2025
Points per game	53.9	69.8
Scoring margin	-15.9	-
Field goals-att	602-1596	744-1750
Field goal pct	.377	.425
3 point fg-att	107-453	192-572
3-point FG pct	.236	.336
3-pt FG made per game	3.7	6.6
Free throws-att	252-377	345-483
Free throw pct	.668	.714
F-Throws made per game	8.7	11.9
Rebounds	1020	1045
Rebounds per game	35.2	36.0
Rebounding margin	-0.9	-
Assists	307	419
Assists per game	10.6	14.4
Turnovers	586	394
Turnovers per game	20.2	13.6
Turnover margin	-6.6	-
Assist/turnover ratio	0.5	1.1
Steals	207	314
Steals per game	7.1	10.8
Blocks	99	64
Blocks per game	3.4	2.2
Winning streak	0	-
Home win streak	0	-
Attendance	2404	15990
Home games-Avg/Game	16-150	13-1230
Neutral site-Avg/Game	-	0-0

Team Results

Date	Opponent	Score	Att.
11/07/2023	UC Irvine	W 63-58	237
11/09/2023	New Mexico	L 48-57	113
11/11/2023	Caltech	W 79-42	102
11/15/2023	at Fresno St.	L 55-74	3433
11/17/2023	at Nevada	L 41-64	1022
11/20/2023	at Boise St.	L 47-63	1558
11/24/2023	Georgetown	L 40-59	173
11/27/2023	Long Beach St.	L 53-68	103
12/01/2023	at North Texas	L 57-74	1549
12/09/2023	California Baptist	L 57-60	184
12/16/2023	at CSU Bakersfield	W 80-60	386
12/18/2023	Northern Ariz.	L 62-80	160
12/29/2023	Cal State LA	W 78-70	172
01/04/2024	at San Diego	W 53-52	235
01/06/2024	LMU (CA)	L 50-64	202
01/11/2024	at San Francisco	L 64-83	251
01/18/2024	at Santa Clara	L 36-92	342
01/20/2024	at Pacific	L 49-72	777
01/25/2024	Portland	L 49-82	158
01/27/2024	at LMU (CA)	L 59-75	231
02/01/2024	San Francisco	L 54-78	77
02/03/2024	Santa Clara	L 58-79	202
02/08/2024	at Gonzaga	L 46-83	4921
02/10/2024	at Portland	L 46-78	813
02/15/2024	San Diego	L 49-69	103
02/17/2024	at Saint Mary's (CA)	L 47-75	472
02/22/2024	Pacific	L 54-70	102
02/24/2024	Gonzaga	L 41-75	103
03/02/2024	Saint Mary's (CA)	L 48-69	213



2023-24 Pepperdine Women's Basketball Combined Team Statistics In Conference games

Game Records

Record	Overall	Home	Away	Neutral
ALL GAMES	1-15	0-8	1-7	0-0
CONFERENCE	1-15	0-8	1-7	0-0
NON-CONFERENCE	0-0	0-0	0-0	0-0

Score by Periods

Team	1st	2nd	3rd	4th	OT	TOT
Pepperdine	190	175	223	215	0	803
Opponents	290	290	355	261	0	1196

Team Box Score

No.	Player	Total			3-Point		F-Throw		Rebounds				Other				PTS	AVG				
		GP-GS	MIN	AVG	FG-FGA	FG%	3FG-3FGA	3FG%	FT-FTA	FT%	OFF	DEF	TOT	AVG	PF	DQ			A	TO	BLK	STL
10	NWABA, Jane	16-16	516:28	32.3	71-175	.406	7-33	.212	28-48	.583	36	88	124	7.8	36	0	47	69	10	23	177	11.1
11	FRIEND, Helena	16-14	477:12	29.8	43-119	.361	10-33	.303	24-35	.686	10	24	34	2.1	20	0	12	28	2	30	120	7.5
24	ROSS, Jorynn	16-8	340:56	21.3	45-93	.484	1-3	.333	8-12	.667	25	46	71	4.4	26	1	11	32	6	17	99	6.2
15	GORDON, Myra	2-0	26:27	13.2	3-9	.333	0-2	.000	6-9	.667	2	2	4	2.0	2	0	3	2	0	1	12	6.0
31	HARKEY, Megan	15-9	188:57	12.6	28-63	.444	0-0	.000	11-13	.846	13	21	34	2.3	33	1	4	14	9	1	67	4.5
0	MELONE, Addi	16-15	474:48	29.7	26-113	.230	10-65	.154	9-15	.600	3	28	31	1.9	37	0	32	57	3	14	71	4.4
5	CAYTON, Mi'Cole	11-1	148:51	13.5	14-41	.341	5-17	.294	12-19	.632	2	9	11	1.0	12	0	14	19	0	6	45	4.1
32	VICK, Maggie	16-15	291:22	18.2	27-62	.435	3-12	.250	7-10	.700	20	25	45	2.8	40	3	9	20	3	3	64	4.0
13	MASHAIRE, Emerita	15-0	257:43	17.2	18-69	.261	4-20	.200	18-29	.621	12	19	31	2.1	17	0	10	22	0	8	58	3.9
12	GRIFFITHS, Holly	10-0	96:51	9.7	9-33	.273	0-12	.000	11-16	.688	9	10	19	1.9	13	0	1	10	1	1	29	2.9
3	BRUBAKER, Ella	14-2	133:35	9.5	10-45	.222	3-26	.115	9-13	.692	4	8	12	0.9	5	0	3	9	0	7	32	2.3
33	BRODIE, Kyrrah	15-0	162:58	10.9	11-32	.344	0-0	.000	0-1	.000	9	13	22	1.5	23	0	3	8	9	5	22	1.5
1	JOHNSON, Hailey	11-0	83:51	7.6	2-16	.125	2-13	.154	1-2	.500	0	2	2	0.2	5	0	4	4	0	2	7	0.6
Team											44	39	83				14					
Total		16	3200		307-870	.353	45-236	.191	144-222	.649	189	334	523	32.7	269	5	153	308	43	118	803	50.2
Opponents		16	3200		441-951	.464	121-302	.401	193-264	.731	201	398	599	37.4	232	1	267	218	42	165	1196	74.8

Team Statistics

	PEP	OPP
Scoring	803	1196
Points per game	50.2	74.8
Scoring margin	-24.6	-
Field goals-att	307-870	441-951
Field goal pct	.353	.464
3 point fg-att	45-236	121-302
3-point FG pct	.191	.401
3-pt FG made per game	2.8	7.6
Free throws-att	144-222	193-264
Free throw pct	.649	.731
F-Throws made per game	9.0	12.1
Rebounds	523	599
Rebounds per game	32.7	37.4
Rebounding margin	-4.8	-
Assists	153	267
Assists per game	9.6	16.7
Turnovers	308	218
Turnovers per game	19.3	13.6
Turnover margin	-5.6	-
Assist/turnover ratio	0.5	1.2
Steals	118	165
Steals per game	7.4	10.3
Blocks	43	42
Blocks per game	2.7	2.6
Winning streak	0	-
Home win streak	0	-
Attendance	1160	8042
Home games-Avg/Game	8-145	8-1005
Neutral site-Avg/Game	-	0-0

Team Results

Date	Opponent		Score	Att.
01/04/2024	at San Diego	W	53-52	235
01/06/2024	LMU (CA)	L	50-64	202
01/11/2024	at San Francisco	L	64-83	251
01/18/2024	at Santa Clara	L	36-92	342
01/20/2024	at Pacific	L	49-72	777
01/25/2024	Portland	L	49-82	158
01/27/2024	at LMU (CA)	L	59-75	231
02/01/2024	San Francisco	L	54-78	77
02/03/2024	Santa Clara	L	58-79	202
02/08/2024	at Gonzaga	L	46-83	4921
02/10/2024	at Portland	L	46-78	813
02/15/2024	San Diego	L	49-69	103
02/17/2024	at Saint Mary's (CA)	L	47-75	472
02/22/2024	Pacific	L	54-70	102
02/24/2024	Gonzaga	L	41-75	103
03/02/2024	Saint Mary's (CA)	L	48-69	213



2023-24 Pepperdine Women's Basketball
Points-rebounds-assists
All games

Page 1/2
as of Mar 04, 2024

Opponent	Date	Score	W	0	1	3	5	10	11	12	13	15	24	31
				MELONE,ADD	JOHNSON,HA	BRUBAKER,E	CAYTON,MI	NWABA,JANE	FRIEND,HEL	GRIFFITHS,	MASHAIRE,E	GORDON,MYR	ROSS,JORYN	HARKEY,MEG
UC Irvine	11/07/2023	63-58	W	11-6-4	0-0-0	DNP	DNP	9-11-3	DNP	DNP	7-2-1	17-4-5	4-4-2	0-1-1
New Mexico	11/09/2023	48-57	L	7-6-2	DNP	0-0-1	DNP	15-11-6	DNP	DNP	1-3-0	11-6-0	2-0-0	6-1-0
Caltech	11/11/2023	79-42	W	5-1-4	4-2-0	8-3-0	DNP	4-9-3	10-2-2	9-4-2	8-5-1	9-3-3	2-1-2	10-4-4
at Fresno St.	11/15/2023	55-74	L	3-5-2	0-0-0	0-1-1	DNP	12-5-1	1-3-0	10-0-0	4-2-1	14-2-2	2-3-0	6-2-0
at Nevada	11/17/2023	41-64	L	7-2-2	0-0-0	3-0-0	DNP	8-4-2	4-3-1	2-4-0	8-4-0	9-2-1	0-3-0	0-3-0
at Boise St.	11/20/2023	47-63	L	0-3-4	DNP	19-4-0	DNP	7-2-2	4-1-1	2-2-0	0-0-0	7-4-0	DNP	4-2-0
Georgetown	11/24/2023	40-59	L	2-5-3	DNP	10-0-1	DNP	9-2-3	0-3-1	0-0-0	2-1-1	4-0-0	0-1-0	6-2-0
Long Beach St.	11/27/2023	53-68	L	6-4-2	DNP	11-0-2	DNP	10-6-3	0-1-1	0-0-0	6-2-2	0-9-3	6-2-0	8-2-0
at North Texas	12/01/2023	57-74	L	13-0-4	DNP	13-4-1	DNP	6-11-3	DNP	DNP	2-2-1	4-6-1	8-3-1	6-4-0
California Baptist	12/09/2023	57-60	L	6-10-2	0-0-0	13-1-0	DNP	12-11-1	6-5-0	DNP	4-2-1	DNP	10-5-0	4-5-0
at CSU Bakersfield	12/16/2023	80-60	W	5-4-1	3-1-1	20-3-1	DNP	11-11-3	0-1-1	0-0-0	16-8-7	DNP	11-5-4	10-9-0
Northern Ariz.	12/18/2023	62-80	L	10-3-0	0-1-0	8-1-2	DNP	5-5-4	5-3-1	7-3-1	7-5-4	DNP	16-7-1	2-0-0
Cal State LA	12/29/2023	78-70	W	17-6-2	DNP	15-3-2	DNP	18-12-2	15-4-0	0-2-0	5-2-0	DNP	6-7-3	2-3-1
at San Diego	01/04/2024	53-52	W	4-3-2	DNP	2-0-0	0-0-1	14-12-1	9-3-0	DNP	4-3-2	7-3-1	7-8-3	0-2-1
LMU (CA)	01/06/2024	50-64	L	10-2-4	DNP	5-0-0	1-0-0	2-7-1	10-1-1	3-1-0	4-2-0	5-1-2	8-3-0	DNP
at San Francisco	01/11/2024	64-83	L	7-2-4	DNP	9-2-1	9-0-0	11-8-8	8-3-1	DNP	0-0-0	DNP	4-3-0	4-0-0
at Santa Clara	01/18/2024	36-92	L	2-2-2	DNP	1-1-1	5-1-0	4-2-0	0-1-1	2-3-0	6-3-0	DNP	6-6-0	10-0-0
at Pacific	01/20/2024	49-72	L	5-2-1	0-0-0	0-1-0	4-2-5	6-9-5	11-2-0	0-1-0	0-3-0	DNP	13-3-1	0-0-0
Portland	01/25/2024	49-82	L	3-1-4	0-1-0	0-0-0	DNP	4-5-7	11-2-0	14-5-0	6-3-1	DNP	3-4-0	6-2-1
at LMU (CA)	01/27/2024	59-75	L	6-2-0	3-0-0	2-0-0	0-2-0	13-12-1	12-1-1	0-0-0	4-3-2	DNP	7-5-2	4-3-0
San Francisco	02/01/2024	54-78	L	4-3-2	0-0-0	2-4-0	DNP	22-6-4	0-3-1	4-3-0	6-1-1	DNP	6-6-1	4-2-0
Santa Clara	02/03/2024	58-79	L	4-3-2	3-0-0	0-1-1	DNP	10-5-2	11-1-3	3-0-0	12-2-0	DNP	4-1-1	2-4-1
at Gonzaga	02/08/2024	46-83	L	5-5-2	0-0-0	2-0-0	DNP	11-9-2	2-2-2	3-1-0	7-1-2	DNP	6-3-0	4-3-0
at Portland	02/10/2024	46-78	L	2-0-4	0-0-0	2-1-0	DNP	14-8-4	11-3-0	0-3-0	0-1-0	DNP	9-6-0	4-2-0
San Diego	02/15/2024	49-69	L	4-0-1	DNP	0-0-0	2-0-1	16-6-4	12-6-1	DNP	5-3-2	DNP	4-1-0	4-1-0
at Saint Mary's (CA)	02/17/2024	47-75	L	5-1-0	1-0-1	5-2-0	5-0-0	13-10-4	0-1-0	0-2-1	2-5-0	DNP	10-10-0	4-5-0
Pacific	02/22/2024	54-70	L	7-1-1	0-0-2	DNP	10-1-1	12-10-1	13-4-1	DNP	2-1-0	DNP	4-5-1	0-1-1
Gonzaga	02/24/2024	41-75	L	0-1-1	0-1-0	DNP	0-0-3	13-10-0	8-0-0	DNP	0-0-0	DNP	8-2-1	9-5-0
Saint Mary's (CA)	03/02/2024	48-69	L	3-3-2	0-0-1	2-0-0	9-5-3	12-5-3	2-1-0	DNP	DNP	DNP	0-5-1	12-4-0



2023-24 Pepperdine Women's Basketball
Points-rebounds-assists
All games

Page 2/2
as of Feb 13, 2024

Opponent	Date	Score	W	32	33
				VICK,MAGGI	BRODIE,KYR
UC Irvine	11/07/2023	63-58	W	8-5-0	7-0-0
New Mexico	11/09/2023	48-57	L	2-6-1	4-2-0
Caltech	11/11/2023	79-42	W	6-4-2	4-4-0
at Fresno St.	11/15/2023	55-74	L	3-0-0	0-5-0
at Nevada	11/17/2023	41-64	L	0-6-0	0-1-0
at Boise St.	11/20/2023	47-63	L	2-0-0	2-7-0
Georgetown	11/24/2023	40-59	L	5-2-1	2-8-0
Long Beach St.	11/27/2023	53-68	L	6-3-0	0-3-2
at North Texas	12/01/2023	57-74	L	5-3-2	0-0-0
California Baptist	12/09/2023	57-60	L	2-5-2	DNP
at CSU Bakersfield	12/16/2023	80-60	W	4-2-0	DNP
Northern Ariz.	12/18/2023	62-80	L	2-0-0	DNP
Cal State LA	12/29/2023	78-70	W	0-3-0	0-2-0
at San Diego	01/04/2024	53-52	W	6-3-0	0-1-0
LMU (CA)	01/06/2024	50-64	L	2-0-0	0-2-0
at San Francisco	01/11/2024	64-83	L	10-5-1	2-2-1
at Santa Clara	01/18/2024	36-92	L	0-0-1	0-2-0
at Pacific	01/20/2024	49-72	L	2-0-1	8-4-0
Portland	01/25/2024	49-82	L	2-3-1	0-0-1
at LMU (CA)	01/27/2024	59-75	L	8-4-0	0-0-1
San Francisco	02/01/2024	54-78	L	4-3-2	2-3-0
Santa Clara	02/03/2024	58-79	L	7-5-0	2-1-0
at Gonzaga	02/08/2024	46-83	L	6-2-0	0-1-0
at Portland	02/10/2024	46-78	L	2-4-0	2-1-0



2023-24 Pepperdine Women's Basketball
 Combined Team Statistics
 Specific games

Game Records

Record	Overall	Home	Away	Neutral
ALL GAMES	1-1	0-1	1-0	0-0
CONFERENCE	1-1	0-1	1-0	0-0
NON-CONFERENCE	0-0	0-0	0-0	0-0

Score by Periods

Team	1st	2nd	3rd	4th	OT	TOT
Pepperdine	15	31	25	31	0	102
Opponents	26	27	39	29	0	121

Team Box Score

No.	Player				Total		3-Point		F-Throw		Rebounds											
		GP-GS	MIN	AVG	FG-FGA	FG%	3FG-3FGA	3FG%	FT-FTA	FT%	OFF	DEF	TOT	AVG	PF	DQ	A	TO	BLK	STL	PTS	AVG
10	NWABA, Jane	2-2	63:45	31.9	11-27	.407	0-2	.000	8-14	.571	7	11	18	9.0	5	0	5	9	1	4	30	15.0
11	FRIEND, Helena	2-1	66:32	33.3	8-14	.571	3-4	.750	2-6	.333	1	8	9	4.5	3	0	1	7	0	5	21	10.5
15	GORDON, Myra	1-0	11:11	11.2	2-4	.500	0-0	.000	3-3	1.000	1	2	3	3.0	1	0	1	2	0	0	7	7.0
24	ROSS, Jorynn	2-1	43:33	21.8	5-14	.357	1-2	.500	0-2	.000	2	7	9	4.5	8	1	3	6	1	4	11	5.5
13	MASHAIRE, Emerita	2-0	42:30	21.2	3-7	.429	1-2	.500	2-3	.667	1	5	6	3.0	3	0	4	5	0	1	9	4.5
0	MELONE, Addi	2-2	57:14	28.6	2-12	.167	1-8	.125	3-5	.600	0	3	3	1.5	8	0	3	4	1	0	8	4.0
32	VICK, Maggie	2-1	43:43	21.9	3-9	.333	1-2	.500	1-2	.500	3	6	9	4.5	4	0	0	3	0	1	8	4.0
31	HARKEY, Megan	2-2	22:19	11.2	2-2	1.000	0-0	.000	0-0	.000	0	3	3	1.5	6	0	1	1	3	0	4	2.0
5	CAYTON, Mi'Cole	2-0	15:30	7.8	0-2	.000	0-1	.000	2-2	1.000	0	0	0	0.0	1	0	2	1	0	1	2	1.0
3	BRUBAKER, Ella	2-1	14:47	7.4	1-4	.250	0-1	.000	0-0	.000	0	0	0	0.0	0	0	0	2	0	0	2	1.0
33	BRODIE, Kyrah	2-0	18:57	9.5	0-3	.000	0-0	.000	0-0	.000	0	1	1	0.5	1	0	0	0	2	0	0	0.0
Team											7	4	11									
Total		2	400		37-98	.378	7-22	.318	21-37	.568	22	50	72	36.0	40	1	20	40	8	16	102	51.0
Opponents		2	400		44-120	.367	3-19	.158	30-46	.652	34	47	81	40.5	41	0	28	28	5	22	121	60.5

Team Statistics

	PEP	OPP
Scoring	102	121
Points per game	51.0	60.5
Scoring margin	-9.5	-
Field goals-att	37-98	44-120
Field goal pct	.378	.367
3 point fg-att	7-22	3-19
3-point FG pct	.318	.158
3-pt FG made per game	3.5	1.5
Free throws-att	21-37	30-46
Free throw pct	.568	.652
F-Throws made per game	10.5	15.0
Rebounds	72	81
Rebounds per game	36.0	40.5
Rebounding margin	-4.5	-
Assists	20	28
Assists per game	10.0	14.0
Turnovers	40	28
Turnovers per game	20.0	14.0
Turnover margin	-6.0	-
Assist/turnover ratio	0.5	1.0
Steals	16	22
Steals per game	8.0	11.0
Blocks	8	5
Blocks per game	4.0	2.5
Winning streak	0	-
Home win streak	0	-
Attendance	103	235
Home games-Avg/Game	1-103	1-235
Neutral site-Avg/Game	-	0-0

Team Results

Date	Opponent		Score	Att.
01/04/2024	at San Diego	W	53-52	235
02/15/2024	San Diego	L	49-69	103

Pepperdine (5-9,1-0 WCC) -vs- San Diego (4-10,0-1 WCC)
01/04/24 at Jenny Craig Pavilion, San Diego, CA

Date: 01/04/24
Time: 4:30 PM
Attendance: 235
Site: Jenny Craig Pavilion, San Diego, CA
Referees: Kaili Kimura, Cheryll Blue, Benny Luna

Score By Period	1	2	3	4	Total
Pepperdine	8	17	12	16	53
San Diego	9	13	21	9	52

Pepperdine 53

#	Player	GS	MIN	FG	3PT	FT	ORB-DRB	REB	PF	A	TO	BLK	STL	PTS
10	Nwaba,Jane	*	29	5-16	0-1	4-6	5-7	12	2	1	4	1	3	14
24	Ross,Jorynn	*	30	3-9	1-2	0-0	1-7	8	3	3	5	1	2	7
00	Melone,Addi	*	32	1-8	0-5	2-3	0-3	3	4	2	2	1	0	4
03	Brubaker,Ella	*	13	1-4	0-1	0-0	0-0	0	0	0	2	0	0	2
31	Harkey,Megan	*	8	0-0	0-0	0-0	0-2	2	2	1	0	2	0	0
11	Friend,Helena		29	3-5	2-3	1-2	0-3	3	1	0	3	0	2	9
15	Gordon,Myra		11	2-4	0-0	3-3	1-2	3	1	1	2	0	0	7
32	Vick,Maggie		17	2-4	1-1	1-2	1-2	3	0	0	0	0	1	6
13	Mashaire,Emerita		13	1-3	1-1	1-2	0-3	3	1	2	2	0	1	4
33	Brodie,Kyrah		13	0-1	0-0	0-0	0-1	1	1	0	0	2	0	0
05	Cayton,Mi'Cole		5	0-1	0-0	0-0	0-0	0	0	1	0	0	0	0
TM	TEAM		0	0-0	0-0	0-0	3-3	6	0	0	0	0	0	0
Totals		-	200	18-55	5-14	12-18	11-33	44	15	11	20	7	9	53

Team Summary	FG	3PT	FT
1st Quarter	3-18 16.67 %	1-6 16.67 %	1-2 50.00 %
2nd Quarter	6-13 46.15 %	1-2 50.00 %	4-6 66.67 %
3rd Quarter	4-11 36.36 %	1-2 50.00 %	3-4 75.00 %
4th Quarter	5-13 38.46 %	2-4 50.00 %	4-6 66.67 %
Total	18-55 32.7 %	5-14 35.7 %	12-18 66.7 %

Technical Fouls: none Second Chance Points: 10 Scores Tied: 4 times(s) Points in the Paint: 24 Fast Break Points: 8
Lead Changed: 6 times(s) Points off Turnovers: 11 Bench Points: 26 Largest Lead: 0 0

San Diego 52

#	Player	GS	MIN	FG	3PT	FT	ORB-DRB	REB	PF	A	TO	BLK	STL	PTS
24	Horstmeyer,Kylie	*	32	6-13	0-1	1-1	4-2	6	0	0	2	0	1	13
22	Neubert,Kasey	*	28	4-9	1-1	1-2	6-8	14	4	2	1	0	0	10
02	Sheffey,Veronica	*	31	3-14	0-0	3-4	1-4	5	4	3	2	0	3	9
03	Finney,Jess	*	29	1-9	0-4	3-4	0-7	7	0	3	2	0	5	5
23	Kaur,Harsimran	*	23	2-8	0-0	0-0	2-1	3	2	2	2	1	0	4
10	Horton,Dylan		17	2-7	1-2	2-2	1-1	2	4	0	3	0	1	7
01	Wristen,Courtney		13	1-4	0-3	0-0	0-1	1	1	0	1	1	0	2
11	Tharpe,Malia		2	1-1	0-0	0-0	0-1	1	2	0	0	0	0	2
21	Afeaki,Melesungu		13	0-1	0-0	0-0	1-2	3	2	1	1	0	1	0
04	Wawszakowicz,Mila		5	0-2	0-1	0-0	0-1	1	0	0	0	2	1	0
30	Gallagher,Claire		5	0-1	0-1	0-0	0-1	1	0	2	0	0	0	0
05	McCall,Lauren		2	0-0	0-0	0-0	0-0	0	0	0	1	0	0	0
TM	TEAM		0	0-0	0-0	0-0	4-0	4	0	0	0	0	0	0
Totals		-	200	20-69	2-13	10-13	19-29	48	19	13	15	4	12	52

Team Summary	FG	3PT	FT
1st Quarter	4-17 23.53 %	1-3 33.33 %	0-0 0.00%
2nd Quarter	5-21 23.81 %	0-4 0.00 %	3-3 100.00 %
3rd Quarter	8-18 44.44 %	1-4 25.00 %	4-6 66.67 %
4th Quarter	3-13 23.08 %	0-2 0.00 %	3-4 75.00 %
Total	20-69 29.0 %	2-13 15.4 %	10-13 76.9 %

Technical Fouls: none Second Chance Points: 16 Scores Tied: 4 times(s) Points in the Paint: 26 Fast Break Points: 16

San Diego (6-18,2-9 WCC) -vs- Pepperdine (5-20,1-11 WCC)
02/15/24 at Firestone Fieldhouse, Malibu, CA

Date: 02/15/24
Time: 6:00 PM
Attendance: 103
Site: Firestone Fieldhouse, Malibu, CA
Referees: Amy Krommenhoek, Karen Lasuik, Benny Luna

Score By Period	1	2	3	4	Total
San Diego	17	14	18	20	69
Pepperdine	7	14	13	15	49

San Diego 69

#	Player	GS	MIN	FG	3PT	FT	ORB-DRB	REB	PF	A	TO	BLK	STL	PTS
24	Horstmeyer,Kylie	*	29	5-8	1-2	4-6	1-2	3	3	2	2	0	2	15
22	Neubert,Kasey	*	38	6-10	0-0	1-5	6-5	11	1	2	1	0	2	13
02	Sheffey,Veronica	*	29	3-8	0-1	5-8	0-2	2	3	5	3	0	1	11
10	Horton,Dylan	*	28	4-12	0-1	3-4	0-1	1	4	2	1	0	2	11
23	Kaur,Harsimran	*	17	3-4	0-0	4-5	2-2	4	3	2	3	1	0	10
01	Wristen,Courtney		22	3-3	0-0	3-5	3-1	4	2	0	0	0	0	9
04	Wawzkowicz,Mila		21	0-3	0-1	0-0	2-1	3	3	2	1	0	2	0
03	Finney,Jess		8	0-3	0-1	0-0	0-0	0	1	0	1	0	1	0
14	Vejsicky,Maddie		4	0-0	0-0	0-0	0-0	0	0	0	0	0	0	0
21	Afeaki,Melesungu		4	0-0	0-0	0-0	0-1	1	2	0	1	0	0	0
TM	TEAM		0	0-0	0-0	0-0	1-3	4	0	0	0	0	0	0
Totals		-	200	24-51	1-6	20-33	15-18	33	22	15	13	1	10	69

Team Summary	FG	3PT	FT
1st Quarter	6-14 42.86 %	1-2 50.00 %	4-4 100.00 %
2nd Quarter	6-14 42.86 %	0-2 0.00 %	2-6 33.33 %
3rd Quarter	6-11 54.55 %	0-1 0.00 %	6-9 66.67 %
4th Quarter	6-12 50.00 %	0-1 0.00 %	8-14 57.14 %
Total	24-51 47.1 %	1-6 16.7 %	20-33 60.6 %

Technical Fouls: none Second Chance Points: 15 Scores Tied: 2 times(s) Points in the Paint: 34 Fast Break Points: 9
Lead Changed: 1 times(s) Points off Turnovers: 25 Bench Points: 9 Largest Lead: 0 0

Pepperdine 49

#	Player	GS	MIN	FG	3PT	FT	ORB-DRB	REB	PF	A	TO	BLK	STL	PTS
10	Nwaba,Jane	*	35	6-11	0-1	4-8	2-4	6	3	4	5	0	1	16
11	Friend,Helena	*	38	5-9	1-1	1-4	1-5	6	2	1	4	0	3	12
00	Melone,Addi	*	25	1-4	1-3	1-2	0-0	0	4	1	2	0	0	4
31	Harkey,Megan	*	13	2-2	0-0	0-0	0-1	1	4	0	1	1	0	4
32	Vick,Maggie	*	25	1-5	0-1	0-0	2-4	6	4	0	3	0	0	2
13	Mashaire,Emerita		30	2-4	0-1	1-1	1-2	3	2	2	3	0	0	5
24	Ross,Jorynn		15	2-5	0-0	0-2	1-0	1	5	0	1	0	2	4
05	Cayton,Mi'Cole		11	0-1	0-1	2-2	0-0	0	1	1	1	0	1	2
33	Brodie,Kyrah		7	0-2	0-0	0-0	0-0	0	0	0	0	0	0	0
03	Brubaker,Ella		1	0-0	0-0	0-0	0-0	0	0	0	0	0	0	0
TM	TEAM		0	0-0	0-0	0-0	4-1	5	0	0	0	0	0	0
Totals		-	200	19-43	2-8	9-19	11-17	28	25	9	20	1	7	49

Team Summary	FG	3PT	FT
1st Quarter	3-11 27.27 %	0-0 0.00 %	1-4 25.00 %
2nd Quarter	6-11 54.55 %	1-4 25.00 %	1-3 33.33 %
3rd Quarter	5-11 45.45 %	1-1 100.00 %	2-4 50.00 %
4th Quarter	5-10 50.00 %	0-3 0.00 %	5-8 62.50 %
Total	19-43 44.2 %	2-8 25.0 %	9-19 47.4 %

Technical Fouls: none Second Chance Points: 5 Scores Tied: 2 times(s) Points in the Paint: 28 Fast Break Points: 10
Lead Changed: 1 times(s) Points off Turnovers: 10 Bench Points: 11 Largest Lead: 0 0



2023-24 University of San Diego Women's Basketball Roster

#	Name	Pos.	Ht.	Yr.	Hometown/High School/Previous School
1	Courtney Wristen	Forward	6-2	Jr.	Broomfield, CO / Broomfield
2	Veronica Sheffey	Guard	5-9	So.	Woodinville, WA / Sno-King Academy
3	Jess Finney	Guard	6-0	Jr.	Scottsdale, AZ / Chaparral / Washington
4	Mila Wawszkowicz	Guard	5-11	Fr.	Maitland, New South Wales, Australia / Hunter Valley Grammar
5	Lauren McCall	Guard	5-6	Fr.	Boise, ID / Timberline
10	Dylan Horton	Guard	5-9	Gr.	Inglewood, CA / Redondo / Florida A&M
11	Malia Tharpe	Guard	6-0	Fr.	Cottesloe, Western Australia, Australia / Shenton College
14	Maddie Vejsicky	Guard	6-0	So.	New Concord, OH / Newark / Virginia Tech
21	Melesungu Afeaki	Forward	6-2	So.	San Bruno, CA / Capuchino
22	Kasey Neubert	Forward	6-1	R-Sr.	Elizabeth, CO / Highlands Ranch
23	Harsimran Kaur	Forward	6-4	Jr.	Kapurthala, Punjab, India / Central Pointe Christian Academy
24	Kylie Horstmeyer	Guard	6-0	Jr.	Greenbrae, CA / Redwood
30	Claire Gallagher	Guard	5-11	Jr.	Lake Forest Park, WA / King's / Lafayette

Head Coach: Cindy Fisher (19th year, Arizona St., 1988)

Assistant Coach: Mary Ann Falcosky (19th year, Northern Arizona, 1993)

Assistant Coach: Jualeah Woods (2nd year, USC, 1994)

Assistant Coach: Rachel Nagel (2nd year, UC Davis, 2018)

Graduate Assistant: Angelica Baylon (1st year, Stanislaus State, 2020)

Director of Operations: Tiffany Gibson (3rd year, CSUEB, 2011)

Video Coordinator: Emma List (1st year, Florida Gulf Coast, 2023)

Pronunciation Guide

#11 Mila Wawszkowicz – Mill-uh Woss-Cuh-Vitch

#14 Maddie Vejsicky – Veh-Sick-Ee

#21 Melesungu Afeaki – Meh-Leh-SOON-Goo Aw-Fee-Aw-Kee

#23 Harsimran Kaur—Harr-sim-ron Car

Mary Ann Falcosky—Fal-COSK-ee

Jualeah Woods – Wah-Lee-Ah

#0 ADDI MELONE

	Season High	Career High
Points	17 (vs. Cal State LA, 12/29/23)	27 (vs. Southwestern Oregon, 12/14/21)
Rebounds	10 (vs. CBU, 12/9/23)	Same
Assists	4 (Four times)	9 (vs. American Indian Coll., 12/30/22)
Steals	3 (Three times)	5 (vs. Oregon Club, 11/30/20)
Blocks	1 (Three times)	1 (Eight times)
FGM	6 (vs. Cal State LA, 12/29/23)	10 (vs. Southwestern Oregon, 12/14/21)
3FGM	3 (Three times)	7 (vs. Southwestern Oregon, 12/14/21)
FTM	4 (vs. Santa Clara, 2/3/24)	7 (vs. Umpqua CC, 2/16/22)

#1 HAILEY JOHNSON

	Season High	Career High
Points	4 (vs. Caltech, 11/11/23)	Same
Rebounds	2 (vs. Caltech, 11/11/23)	Same
Assists	2 (vs. Pacific, 2/22/24)	Same
Steals	1 (Twice)	Same
Blocks	-	-
FGM	2 (vs. Caltech, 11/11/23)	Same
3FGM	1 (Three times)	Same
FTM	1 (vs. Saint Mary's, 2/17/24)	Same

#3 ELLA BRUBAKER

	Season High	Career High
Points	20 (vs. CSU Bakersfield, 12/16/23)	36 (vs. Redlands, 12/16/21)
Rebounds	4 (Three times)	9 (Twice)
Assists	2 (vs. LBSU, 11/27/23)	5 (vs. La Sierra, 11/21/22)
Steals	3 (vs. North Texas, 12/1/23)	8 (vs. Hope Int'l, 12/10/22)
Blocks	3 (vs. CBU, 12/9/23)	3 (Three times)
FGM	8 (vs. CSU Bakersfield, 12/16/23)	15 (vs. Redlands, 12/16/21)
3FGM	3 (Three times)	5 (vs. Hope Int'l, 2/23/23)
FTM	4 (vs. Cal State LA, 12/29/23)	10 (vs. La Sierra, 11/21/22)

#5 MI'COLE CAYTON

	Season High	Career High
Points	10 (vs. Pacific, 2/22/24)	18 (vs. UCLA, 2/3/17)
Rebounds	5 (vs. Saint Mary's, 3/2/24)	6 (vs. Lehigh, 12/11/16)
Assists	5 (vs. Pacific, 1/20/24)	9 (vs. Lehigh, 12/11/16)
Steals	3 (vs. Pacific, 1/20/24)	5 (vs. Ohio State, 1/5/23)
Blocks	-	1 (Six times)
FGM	4 (vs. Pacific, 2/22/24)	7 (vs. UCLA, 2/3/17)
3FGM	2 (vs. Saint Mary's, 3/2/24)	3 (Twice)
FTM	3 (vs. Santa Clara 1/18/24)	4 (Twice)

#10 JANE NWABA

	Season High	Career High
Points	22 (vs. San Francisco, 2/1/24)	Same
Rebounds	12 (Three times)	Same
Assists	8 vs. San Francisco (1/11/24)	Same
Steals	4 (vs. Cal State LA, 12/29/23)	Same
Blocks	2 (Four times)	2 (Seven times)
FGM	8 (vs. San Francisco, 2/1/24)	Same
3FGM	2 (Five times)	3 (vs. Saint Mary's, 1/7/23)
FTM	4 (Five times)	8 (vs. Gonzaga, 12/29/22)

#11 HELENA FRIEND

	Season High	Career High
Points	15 (vs. Cal State LA, 12/29/23)	Same
Rebounds	6 (vs. San Diego, 2/15/24)	6 (Twice)
Assists	3 (vs. Santa Clara, 2/3/24)	3 (Twice)
Steals	4 (Three times)	Same
Blocks	1 (Five times)	2 (vs. Pacific, 1/22/22)
FGM	6 (vs. Cal State LA, 12/29/23)	Same
3FGM	2 (Five times)	2 (Eight times)
FTM	5 (Twice)	Same

#12 HOLLY GRIFFITHS

	Season High	Career High
Points	14 (vs. Portland, 1/25/24)	Same
Rebounds	5 (vs. Portland, 1/25/24)	Same
Assists	2 (vs. Caltech, 11/11/23)	Same
Steals	1 (Four times)	Same
Blocks	1 (Five times)	Same
FGM	6 (vs. Portland, 1/25/24)	Same
3FGM	1 (vs. Caltech, 11/11/23)	Same
FTM	5 (vs. NAU, 12/18/23)	Same

#13 EMERITA MASHAIRE

	Season High	Career High
Points	16 (vs. CSU Bakersfield, 12/16/23)	19 (vs. Tulane, 2/13/22)
Rebounds	8 (vs. CSU Bakersfield, 12/16/23)	8 (Twice)
Assists	7 (vs. CSU Bakersfield, 12/16/23)	Same
Steals	3 (vs. Pacific, 1/20/24)	4 (vs. Ohio, 1/11/23)
Blocks	2 (vs. New Mexico, 11/9/23)	Same
FGM	6 (vs. CSU Bakersfield, 12/16/23)	7 (vs. Tulane, 2/13/22)
3FGM	2 (vs. Santa Clara, 2/3/24)	5 (vs. Tulane, 2/13/22)
FTM	4 (Three times)	5 (vs. Houston, 3/7/22)

#24 JORYNN ROSS

	Season High	Career High
Points	16 (vs. NAU, 12/18/23)	Same
Rebounds	10 (vs. Saint Mary's, 2/17/24)	Same
Assists	4 (vs. CSU Bakersfield, 12/16/23)	Same
Steals	3 (vs. CBU, 12/9/23)	Same
Blocks	3 (vs. LMU, 1/6/24)	Same
FGM	7 (vs. NAU, 12/18/23)	Same
3FGM	1 (vs. San Diego, 1/4/24)	Same
FTM	4 (vs. Cal State LA, 12/29/23)	Same

#31 MEGAN HARKEY

	Season High	Career High
Points	12 (vs. Saint Mary's, 3/2/24)	Same
Rebounds	10 (vs. CSU Bakersfield, 12/16/23)	10 (Twice)
Assists	4 (vs. Caltech, 11/11/23)	Same
Steals	1 (Three times)	2 (vs. Butler, 12/29/21)
Blocks	2 (Three times)	3 (Twice)
FGM	6 (vs. Saint Mary's, 3/2/24)	Same
3FGM	-	-
FTM	2 (Six times)	3 (vs. Utah, 11/13/21)

#32 MAGGIE VICK

	Season High	Career High
Points	10 (vs. San Francisco (1/11/24)	Same
Rebounds	6 (Three times)	Same
Assists	2 (Four times)	Same
Steals	2 (vs. Fresno State, 11/15/23)	Same
Blocks	1 (Four times)	Same
FGM	4 (Three times)	Same
3FGM	2 (vs. Caltech, 11/11/23)	Same
FTM	2 (Four times)	4 (vs. Southern, 11/21/21)

#33 KK BRODIE

	Season High	Career High
Points	7 (vs. UC Irvine, 11/7/23)	18 (vs. LMU, 2/18/23)
Rebounds	8 (vs. Georgetown, 11/24/23)	10 (vs. San Francisco, 2/23/23)
Assists	2 (vs. LBSU, 11/27/23)	4 (vs. Portland, 12/31/22)
Steals	3 (vs. UC Irvine, 11/7/23)	Same
Blocks	5 (vs. Fresno State, 11/15/23)	Same
FGM	4 (vs. Pacific, 1/20/24)	7 (vs. LMU, 2/18/23)
3FGM	-	-
FTM	1 (vs. UC Irvine, 11/7/23)	4 (vs. LMU, 2/18/23)

LAST TIMES

THE LAST TIME PEPPERDINE...

Scored 100 points or more 113 vs. Sacramento State, 11/23/18
Scored 40 points or less 36 at Santa Clara, 1/18/24
Shot 60 percent or better from the field 61.7% at Seattle, 11/8/13
Shot 25 percent or worse from the field.. 25% at Santa Clara, 1/18/24
Hit 15 3-pointers 15 at UCLA, 11/20/21
Shot 30 3-pointers 31 at Saint Mary's, 1/2/20
Attempted 30 free throws 41 vs. Loyola Marymount, 2/18/23
Made 20 free throws 21 vs. San Francisco, 2/23/23
Had 50 rebounds 50 vs. Cal State LA, 11/29/19
Had 25 assists 25 vs. San Jose State, 12/21/08
Had 15 steals 15 vs. Santa Clara, 1/9/20
Had five players with 10 points.. 5 vs. Cal State Bakersfield 12/16/22
Had two players with 20 points..... Mbanefo (20)/Walls (20)
.....vs. Portland, 12/31/22

THE LAST TIME A WAVE HAD...

40+ points ... 47, Yasmine Robinson-Bacote vs. Sacramento State, 11/23/18
30-39 points 30, Monique Andriuolo vs. Saint Mary's, 2/1/20
20-29 points **22, Jane Nwaba vs. San Francisco, 2/1/24**
5 3-pointers.. Ally Stedman (8) and Malia Bambrick (5) at UCLA, 11/10/21
15 rebounds..... 16, Monique Andriuolo vs. San Francisco, 1/28/21
10 assists 12, Marly Walls vs. Santa Clara, 2/25/23
5 steals 5, Myra Gordon vs. UC Irvine, 11/7/23
5 blocks **5, KK Brodie vs. Fresno State, 11/15/23**
A double-double..... **Jane Nwaba (13 pts, 10 rebs) vs. Gonzaga, 2/24/24**
A triple-double....Aimee McDaniel (12 pts, 10 rebs, 11 asts) vs. LMU, 1/26/94

THE LAST TIME AN OPPONENT...

Scored 100 points or more 104 by BYU, 2/10/22
Scored 40 points or less 40 by San Diego, 2/11/17
Shot 60 percent or better from the field... 65.5% by Santa Clara, 1/18/24
Shot 25 percent or worse from the field.. 23.8% by San Francisco, 2/23/23
Hit 15 3-pointers 15 by Gonzaga, 1/28/17
Shot 30 3-pointers 31 by Cal State Bakersfield, 12/16/23
Attempted 30 free throws 33 by San Diego, 2/15/24
Made 20 free throws 25 by Loyola Marymount, 2/18/23
Had 50 rebounds 54 by Gonzaga, 1/23/20
Had 25 assists 25 by Portland, 2/26/22
Had 15 steals 16 by Portland, 1/25/24
Had five players with 10 points 5 by San Diego, 2/15/24
Had two players with 20 points Pollerd (25), Frawley (20)
.....by Santa Clara, 2/3/24

THE LAST TIME AN OPPOSING PLAYER HAD...

40+ points Never
30-39 points 31, Maia Jones, Saint Mary's, 2/17/24
20-29 points 25, Olivia Pollerd, Santa Clara, 2/3/24
5 3-pointers 6, Maia Jones, Saint Mary's, 2/17/24
15 rebounds 18, Lauren Gustin, BYU, 3/3/23
10 assists 10, Tess Heal, Santa Clara, 2/3/24
5 steals 5, Yvonne Ejim, 2/24/24
5 blocks 6, Abby Muse, Boise State, 11/20/23
A double-double Yvonne Ejim (17 pts, 11 rebs), Gonzaga, 2/24/24
A triple-double.. Tess Heal (14 pts, 10 rebs, 10 asts), Santa Clara, 2/3/24

THE LAST TIME PEPPERDINE...

Won by 20 points **80-60 at Cal State Bakersfield, 12/16/23**
Won by 30+ points **79-42 vs. Cal Tech, 11/11/23**
Played in an overtime game .. 101-94 (OT loss) at Portland, 2/27/21
Won a game in overtime 73-64 (OT) vs. Saint Mary's, 2/1/20
Beat a ranked team 79-65 vs. #25 BYU, 2/2/19
Had a five-game win streak 1/30-2/15/20 (5 games)
Had a 10-game win streak 12/17/01-1/26/02 (12 games)
Had a five-game win streak in WCC play.. 1/30-2/15/20 (5 games)
Had a 10-game win streak in WCC play..... 1/29-3/3/00 (11 games)
Won 20 or more games 2018-19 (22-12)
Finished with a winning record 2019-20 (16-15)
Had a winning record on the road 2009-10 (8-7)

SINGLE-GAME RECORDS

POINTS

Yasmine Robinson-Bacote (11/23/18).....	47
Maureen Formico (2/25/85).....	43
Fannie Allen (3/1/83).....	39
Maureen Formico (1/21/86).....	39
Aimee McDaniel (2/25/94).....	38

FIELD GOALS MADE

Yasmine Robinson-Bacote (11/23/19).....	19
Maureen Formico (2/25/85).....	19
Fannie Allen (3/1/83).....	18
Maureen Formico (1/25/85).....	17
Maureen Formico (1/21/86).....	16

FIELD GOAL % (MIN. 8 MADE)

Nikki Brodowy (1/15/93).....	100% (9-9)
Jaymee Jusko (2/2/82).....	100% (9-9)
Miranda Ayim (11/24/06).....	90%(9-10)
Yasmine Robinson-Bacote (12/2/17)....	90% (9-10)
Four others.....	90% (9-10)

3-POINT FG MADE

Jessica Ross (12/28/06).....	8
Ally Stedman (11/10/21).....	8
Five others.....	7

3-POINT FG % (MIN. 6 MADE)

Kristy Greenberg (2/11/89).....	100% (6-6)
Sydney Bordonaro (11/10/17).....	75% (6-8)
Dana Sulenski (11/24/95).....	75% (6-8)
Sydney Bordonaro (11/27/26).....	70% (7-10)
Two others.....	70% (7-10)

FREE THROWS MADE

Maureen Formico (2/1/86).....	17
Aimee McDaniel (2/17/93).....	15
Marly Walls (2/23/23).....	14
Maureen Formico (1/4/86).....	14
Yasmine Robinson-Bacote (1/26/19).....	14
Two others.....	14

FREE THROW % (MIN. 11 MADE)

Marly Walls (2/23/23).....	100% (14-14)
Aimee McDaniel (2/17/94).....	100% (12-12)
Bria Richardson (12/6/13).....	100% (12-12)
Three others.....	100% (11-11)

REBOUNDS

Maureen Formico (2/15/85).....	33
Maureen Formico (11/23/85).....	22
Maureen Formico (2/4/84).....	21
Gigi Staggers (12/18/82).....	21
Gigi Staggers (12/21/81).....	19

ASSISTS

Stephanie Turman (12/10/83).....	16
Stephanie Meneze (1/23/88).....	14
Marly Walls (2/25/23).....	12
Lauren Bell (1/21/12).....	12
Kristy Greenberg (2/24/89).....	12
Five others.....	12

BLOCKED SHOTS

Miranda Ayim (2/25/10).....	9
Earnesta Grace (12/1/87).....	9
Miranda Ayim (12/8/09).....	8
Lisa Siders (1/30/97).....	7
Six others.....	7

STEALS

Nayeka Isabell (1/2/09).....	10
Earnesta Grace (12/1/87).....	9
Dee Braxton (12/7/99).....	8
Earnesta Grace (1/9/88).....	8
Stephanie Turman (12/18/83).....	8

CAREER RECORDS

POINTS

Maureen Formico (1982-86).....	2190
Kim Bueltel (1976-80).....	1968
Fannie Allen (1978-82).....	1851
Yasmine Robinson-Bacote (2015-19)....	1772
Damaris Hinojosa (1999-02).....	1543

SCORING AVERAGE

Maureen Formico (1982-86).....	19.2
Kim Bueltel (1976-80).....	16.7
Shannon Frowiss (1989-92).....	16.3
Yasmine Robinson-Bacote (2015-19)....	15.3
Earnesta Grave (1986-80).....	14.7

FIELD GOALS MADE

Maureen Formico (1982-86).....	872
Kim Bueltel (1976-80).....	813
Fannie Allen (1978-82).....	738
Yasmine Robinson-Bacote (2015-19)....	653
Desi Marcelin (1976-80).....	612

FIELD GOAL %

Teena Wickett (2006-08).....	57.4%
Shannon Frowiss (1989-92).....	55.9%
Lisa Siders (1993-97).....	54.3%
Earnesta Grace (1986-88).....	53.2%
Nadja Morgan (1998-02).....	51.4%

3-POINT FG MADE

Damaris Hinojosa (1999-02).....	236
Katie Menton (2007-12).....	212
Shandrika Lee (2000-04).....	173
Paige Fecske (2015-2019).....	163
Samantha Rigley (1995-00).....	145

3-POINT FG %

Sydney Bordonaro (2015-18).....	42.7%
Aimee McDaniel (1990-94).....	42.6%
Dionne Burgess (1986-90).....	39.1%
Kim Jacobs (2014-18).....	37.3%
Dana Sulenski (1996-99).....	37.2%

FREE THROWS MADE

Maureen Formico (1982-86).....	446
Aimee McDaniel (1990-94).....	415
Yasmine Robinson-Bacote (2015-19)....	404
Jazmine Jackson (2008-12).....	393
Barbara Sitanggan (2016-20).....	379

FREE THROW %

Barbara Sitanggan (2016-20).....	83.1%
Barbara Tanner (1991-93).....	83.0%
Dana Sulenski (1995-99).....	82.8%
Shandrika Lee (2000-04).....	81.3%
Aimee McDaniel (1990-94).....	78.3%

REBOUNDS

Kim Bueltel (1976-80).....	1270
Gigi Staggers (1979-83).....	1196
Maureen Formico (1982-86).....	1189
Fannie Allen (1978-82).....	1044
Nadja Morgan (1998-02).....	851

ASSISTS

Barbara Sitanggan (2016-20).....	503
Aimee McDaniel (1990-94).....	452
Desi Marcelin (1976-80).....	443
Donna Tatum (1979-81).....	419
Stephanie Meneze (1985-88).....	418

BLOCKED SHOTS

Miranda Ayim (2006-10).....	182
Lisa Siders (1993-97).....	167
Sharon Wilson (1986-88,89-91).....	150
Earnesta Grace (1986-88).....	133
Gigi Staggers (1979-83).....	118

STEALS

Jazmine Jackson (2008-12).....	258
Dionne Burgess (1986-90).....	241
Lauren Bell (2008-12).....	235
Daphanie Kennedy (2004-08).....	207
Barbara Sitanggan (2016-20).....	206

TEAM AND OPPONENT SINGLE-GAME RECORDS

PEPPERDINE		OPPONENT
127 vs. U.S. International, 1/23/1981, H 118 vs. Chapman, 2/5/1981, H 118 vs. Navy, 2/12/1981, H 115 vs. San Diego, 2/25/1980, H 112 vs. California Baptist, 1/9/1993, H	POINTS	109 by Connecticut, 12/20/2002, A 108 by UNLV, 1/4/1977, A 108 by Duke, 11/24/1995, N 107 by UNLV, 2/9/1979, A 107 by Gonzaga, 1/21/2010, H
58 vs. Valparaiso, 1/6/1990, H 57 vs. Gonzaga, 2/29/1992, H	FIRST-HALF POINTS	59 by Connecticut, 11/28/1999, A 57 by UCLA, 12/30/1992, N
67 vs. California Baptist, 1/9/1993, H 61, twice (last vs. Sac. State, 11/23/2018, N)	SECOND-HALF POINTS	59 by Nebraska, 1/11/1984, H 59 by UCLA, 12/3/1990, A
+68 vs. California Baptist, 1/9/1993, H (112-44) +67 vs. San Diego, 2/25/1980, H (115-48)	MARGIN OF VICTORY	+61 by Connecticut, 12/20/2002, A (48-109) +56 by Santa Clara, 1/18/2024, A (36-92)
46 vs. Hawaii Pacific, 2/28/1985, A 45, twice, last vs. Concordia, 12/27/1996, H	FIELD GOALS MADE	47 by USC, 11/21/1982, H 47 by Nebraska, 1/11/1984, H
102 vs. U.S. International, 2/3/1983, A 93 vs. U.S. International, 1/15/1982, H	FIELD GOALS ATTEMPTED	96 by District of Columbia, 12/3/1988, N 92 by Oregon, 11/25/2013, A
.667 vs. Portland, 2/15/2002, H (38-57) .653 vs. UC Davis, 1/3/1987, N (32-49)	FIELD GOAL PERCENTAGE (HIGH)	.756 by San Diego, 1/18/1986, H (31-41) .662 by USC, 11/21/1982, H (47-71)
.177 vs. Portland, 2/9/2013, H (11-62) .194 vs. Saint Mary's, 2/25/2010, H (14-72)	FIELD GOAL PERCENTAGE (LOW)	.190 by San Diego, 2/11/2017, H (12-63) .200 by Loyola Marymount, 1/28/1995, H (11-55)
15 vs. UCLA, 11/10/2021, A 14 vs. San Diego, 1/17/2004, H	THREE-POINTERS MADE	15 by Iowa, 11/21/2014, A 15 by Gonzaga, 1/28/17, A
36 vs. UC Davis, 11/19/2010, H 31, several, last vs. Saint Mary's, 1/2/2020, A	THREE-POINTERS ATTEMPTED	39 by BYU, 1/19/2017, H 39 by Sacramento State, 11/23/2018, N
.727 vs. Gonzaga, 2/3/1996, A (8-11) .700 vs. Howard, 12/21/2012, H (7-10)	THREE-POINT PERCENTAGE (minimum 10 attempts)	.688 by Connecticut, 12/20/2002, A (11-16) .667 by East Tennessee State, 11/23/1990, N (8-12)
35 vs. Northern Arizona, 11/13/2009, H 33, several, last vs. SW Missouri State, 11/30/1990, H	FREE THROWS MADE	41 by Stanford, 1/5/2003, A 36 by Gonzaga, 2/9/1991, A
56 vs. SW Missouri State, 11/30/1990, H 52 vs. Cal State Los Angeles, 1/12/1983, A	FREE THROWS ATTEMPTED	48 by Stanford, 1/5/2003, A 45, twice, last by Loyola Marymount, 1/17/2001, A
1.000 vs. San Francisco, 1/14/1989, A (27-27) .963 vs. San Diego, 1/8/2006, A (26-27)	FREE THROW PERCENTAGE (minimum 20 attempts)	.960 by Nevada, 12/30/2000, H (24-25) .955 by San Francisco, 3/6/2013, N (21-22)
77 vs. U.S. International, 2/3/1983, A 69 vs. Hawaii, 1/2/1982, N	REBOUNDS	62 by Gonzaga, 2/18/2012, A 61 by Long Beach State, 12/21/2005, A
+32 vs. Caltech, 11/11/2023, H (49-17) +32 vs. Southern, 12/16/2005, H (68-32) +30, several, last vs. San Diego, 1/9/1997, A (56-26)	REBOUND MARGIN	+31 by Wisconsin, 11/30/2002, H (59-28) +30, several, last by Saint Mary's, 2/26/2009, A (55-25)
35 vs. Loyola Marymount, 2/10/2018, H 34 vs. Stanford, 1/5/2003, A	PERSONAL FOULS	36 by SW Missouri State, 11/30/1990, H 35 by Pacific, 12/4/1982, H
33 vs. Southern California College, 12/6/1997, H 30 vs. Cal State Fullerton, 2/20/1993, H	ASSISTS	36 by Nebraska, 1/11/1984, H 34 by USC, 11/21/1982, H
36 vs. U.S. International, 2/29/1984, A 34, several, last vs. Texas A&M, 11/10/2006, A	TURNOVERS	39 by UC Santa Barbara, 12/1/1987, H 39 by Saint Mary's, 2/3/2011, H
13 vs. Pacific, 1/4/2002, H 12, several, last vs. Loyola Marymount, 2/23/2008, A	BLOCKED SHOTS	18 by USC, 12/4/1984, A 14 by Oregon, 1/7/1983, H
35 vs. UC Santa Barbara, 12/1/1987, H 28 vs. Saint Mary's, 2/3/2011, H	STEALS	24 by Texas, 2/24/1984, N 23 by Cal Poly Pomona, 1/21/1986, H

Single-game records are complete through the 1981-82 season and in some cases go back farther.