



WAVES

GOLF



PEPPERDINE HISTORY

TABLE OF CONTENTS

Pepperdine History 3-4
 Year-by-Year History 5
 1997 & 2021 NCAA Champions 6-7
 Sahith Theegala 8
 Awards & Honors 9-12
 Team & Individual Records 13-17
 Yearly Individual Leaders 18
 All-Time Roster 19-21
 Pepperdine in the Pros 22
 Medalists/Champions 23-25
 NCAA & WCC Postseason Results 26-37
 All-Time Tournament Results 38-42
 Year-by-Year Results 43-51
 Amateur Golf Highlights 52

QUICK FACTS

Location Malibu, Calif. 90263
 Founded 1937 (Malibu Campus 1972)
 Enrollment 8,000 (3,000 undergraduate)
 Nickname Waves
 Colors Blue and Orange
 Conference West Coast
 President James A. Gash
 Athletic Director Dr. Steve Potts
 Athletic Department phone (310) 506-4150
 Ticket Office phone (866) WAVE-TIX

MEN'S GOLF

Head Coach Michael Beard
 experience 12th season
 e-mail michael.beard@pepperdine.edu
 phone (310) 506-4028
 Associate Head Coach Chris Zambri
 experience 3rd season
 e-mail chris.zambri@pepperdine.edu
 phone (310) 506-4154

NCAA Championships 2 (1997, 2021)
 appearances 13 (last in 2023)
 regional appearances 27 (last in 2023)
 WCC Championships 22 (last in 2022)

ATHLETIC COMMUNICATIONS

Assistant AD/MGOLF contact Sarah Otteman
 office phone (310) 506-4160
 cell phone (815) 545-0497
 e-mail sarah.otteman@pepperdine.edu
 Address 24255 Pacific Coast Highway
 Malibu, Calif. 90263

Website www.pepperdinewaves.com
 Twitter @PeppGolf
 @PepperdineWaves
 Facebook /PeppGolf
 /PepperdineWaves
 Instagram peppgolf
 pepperdinewaves

With victories at the 1997 and 2021 NCAA Championships, Pepperdine and its superb men's golf program has earned a spot among the nation's elite.

The Waves' individual accomplishments include one National Player of the Year (Sahith Theegala in 2020, who swept the Fred Haskins Award, Ben Hogan Award and Jack Nicklaus Award), two Byron Nelson Award winners (Jason Allred in 2002 and Michael Putnam in 2005), 29 GCAA All-American selections, 14 WCC Championships medalists, 22 GCAA All-American Scholars and two CoSIDA Academic All-Americans (Lars Herne, 1993; Derek Hitchner, 2023).

Pepperdine is a regular participant in postseason play, having advanced to NCAA Regional Championships in 27 of the last 31 seasons it has been held. The Waves have made all 13 of their team appearances at the NCAA Championships since 1993, and are on a current run of four in a row.

Closer to home, no West Coast Conference program has had more success than the Waves, who have captured 22 WCC titles since 1987. Pepperdine has finished either first or second at the WCC Championships 28 times in the last 36 tournaments.

Golf had its roots at Pepperdine's old Los Angeles campus. Although historical records are sparse, Pepperdine fielded its first-ever golf team in the late 1940s or early 1950s. Coaches in the '50s included Gordon MacEachron and Bob Morris. Wayne Wright, the University's former athletics director, served as the team's mentor from 1965-68.

When Pepperdine made its move to the Malibu campus in the early 1970s, the program was dropped. It was reinstated a decade later in 1981-82, and Dr. Bob Gilliam, a former professor at the University, served as the Waves' head coach for three seasons before Bob Yokoi assumed the duties in 1984-85.

At this time, the University began to make a serious financial commitment toward the program, providing funding for scholarships, first-rate instruction and consistent practice opportunities at a top-flight facility.

In 1987, Pepperdine achieved its first notable success, as the Waves upset several local collegiate powers and claimed the championship of the Southern California Invitational at the famous Torrey Pines Golf Course near San Diego. The Waves' Jim Johnson won the individual title. That particular tournament victory signaled the arrival of the program.

Pepperdine won its first-ever WCC golf title that same year, and Johnson earned a spot competing as an individual at the NCAA Championships — a first-time accomplishment for a Waves' player.

Kurt Schuette, a player at Pepperdine for two seasons in the mid-1980s, assumed the head coaching duties in the fall of 1988, marking



MICHAEL BEARD

PEPPERDINE HISTORY continued

the first time that the University had employed a full-time golf coach. Under Schuette's guidance, the program continued to make positive advances, including the 1989 WCC championship in his first season. At the 1993 NCAA West Regional in Provo, Utah, the Waves placed seventh overall, thus securing a first-ever team berth to the NCAA Championships.

Under the direction of first-year head coach Todd Andrews, Pepperdine finished fourth at the 1996 NCAA West Regional at the Stanford Golf Course, capturing its second NCAA Championships berth.

John Geiberger assumed the head coaching duties in the fall of 1996, inheriting a talent-laden team with extensive experience. Pepperdine used a late-season surge to advance to the 1997 NCAA West Regional, and a ninth-place finish there allowed the Waves to move on. After placing 30th and 24th at its first two NCAA Championships appearances, Pepperdine outperformed the nation's top teams at the Conway Farms Golf Club in Lake Forest, Ill., to claim its first-ever NCAA men's golf championship.

Jason Gore and Michael Walton finished third and fifth, respectively, in the final individual standings at the 1997 NCAA Championships, and both were All-American honorable mention selections by the GCAA.

Pepperdine returned to the NCAA Championships four times in a seven-year span (2000, 2002, 2004 and 2006) and picked up the school's second and third top-10 finishes with an eighth-place result at the Scarlet Course in Columbus, Ohio in 2002 and a 10th-place finish at the The Cascades Golf Course in Hot Springs, Va., in 2004.

Though the Waves didn't qualify as a team in 2005, Michael Putnam went to Caves Valley Golf Club in Owings Mills, Md., as an individual. He tied for medalist honors, but lost in a three-hole playoff.

The Waves' seventh NCAA appearance came when they traveled to the Crosswater Course in Sunriver, Ore., for the 2006 NCAA Championships, where they tied for 22nd place. The 2011 squad earned its eighth trip to the NAAs and finished in 25th place at Karsten Creek Golf Club in Stillwater, Okla.

Michael Beard, a former All-American for the Waves, rejoined the program in December 2012, replacing Geiberger as head coach. Beard led Pepperdine to the WCC title at the Waves' home course, Saticoy Country Club, in 2015, and got the Waves back to the NCAA Championships in 2017. A 13th-place finish at Rich Harvest Farms near Chicago was the program's best finish in more than a decade. and the team then improved to 11th place in 2019 at the Blessings Club in Fayetteville, Ark.

The Waves had a record-setting 2019-20 season that was unfortunately cut short in mid-March due to the global COVID-19 pandemic. Pepperdine ended the season ranked #1 in the Bushnell Golfweek coaches poll and in the Golfstat computer rankings. Sahith Theegala was the nation's #1-ranked player and was the unanimous National

Player of the Year, becoming only the fifth player ever to capture the Fred Haskins Award, Ben Hogan Award and Jack Nicklaus Award in the same year. He and freshman William Mouw earned All-American first team honors. Beard received the Dave Williams Award as the National Coach of the Year.

Despite Theegala's graduation, the Waves came back the next year to capture the 2021 NCAA Championship. Pepperdine gave notice by winning the prestigious East Lake Cup title, one of a program-record six tournament titles. At the NCAA Championships, Pepperdine finished third in stroke play, then beat three juggernauts — the top-three ranked teams in the country according to the computers — in Florida State, Oklahoma State and Oklahoma, to win the title. Six different Waves earned All-American honors, another program record.

The Waves had hopes of repeating and nearly pulled it off in 2022, reaching the NCAA semifinals before being eliminated. The following season told a similar tale, as the Waves advanced through stroke play and reached the NCAA quarterfinals before being eliminated.

Beard has earned an unprecedented six consecutive WCC Men's Golf Coach of the Year awards between 2016-23.

Several Waves have gone on to success on the PGA Tour. A total of seven Waves have held PGA Tour cards, including a program-record four during the 2015 season: Gore, Andrew Putnam, Michael Putnam and Byron Smith. Jason Allred and Jeff Gove have also played on the PGA Tour, while Theegala earned his card for the first time for the 2021-22 season.

YEAR-BY-YEAR HISTORY

YEAR	HEAD COACH	WCC FINISH	NCAA REGIONAL FINISH	NCAA CHAMP. FINISH	TEAM SCORING AVERAGE	GOLFSTAT RANKING	GOLFWEEK/SAGARIN RANKING	FINAL COACHES POLL
1981-82	Bob Gilliam	8th	—	—	—	—	—	—
1982-83	Bob Gilliam	8th	—	—	—	—	—	—
1983-84	Bob Gilliam	7th	—	—	—	—	—	—
1984-85	Bob Yokoi	5th	—	—	—	—	—	—
1985-86	Bob Yokoi	3rd	—	—	—	—	—	—
1986-87	Bob Yokoi	1st	—	—	—	—	—	—
1987-88	Bob Yokoi	2nd	—	—	304.2	—	—	—
1988-89	Kurt Schuette	1st	—	—	303.1	—	—	—
1989-90	Kurt Schuette	2nd	—	—	302.4	—	—	—
1990-91	Kurt Schuette	1st	—	—	303.4	—	—	—
1991-92	Kurt Schuette	1st	T-12th	—	295.7	—	—	—
1992-93	Kurt Schuette	4th	7th	30th	297.0	—	—	—
1993-94	Kurt Schuette	1st	12th	—	293.2	—	—	—
1994-95	Cody Barden	1st	T-10th	—	300.0	—	—	—
1995-96	Cody Barden/Todd Andrews	1st	4th	24th	297.2	—	—	—
1996-97	John Geiberger	1st	9th	1st	296.2	—	—	—
1997-98	John Geiberger	T-4th	—	—	299.3	—	—	—
1998-99	John Geiberger	1st	T-10th	—	294.5	—	#24	—
1999-00	John Geiberger	1st	9th	T-23rd	295.0	—	#44	—
2000-01	John Geiberger	1st	14th	—	293.5	#40	#33	—
2001-02	John Geiberger	1st	5th	8th	290.0	#12	#19	#18
2002-03	John Geiberger	1st	13th	—	289.7	#32	#26	#22
2003-04	John Geiberger	1st	9th	10th	290.9	#14	#25	—
2004-05	John Geiberger	1st	T-10th	—	290.5	#33	#26	—
2005-06	John Geiberger	5th	T-9th	T-22nd	293.5	#41	#43	—
2006-07	John Geiberger	1st	T-12th	—	293.6	#46	#40	—
2007-08	John Geiberger	T-2nd	T-9th	—	295.3	#38	#35	—
2008-09	John Geiberger	T-3rd	12th	—	294.2	#35	#46	—
2009-10	John Geiberger	1st	7th	—	291.9	#34	#33	—
2010-11	John Geiberger	2nd	T-4th	25th	293.0	#40	#36	—
2011-12	John Geiberger	7th	—	—	295.9	#89	#93	—
2012-13	Michael Beard	6th	—	—	296.0	—	—	—
2013-14	Michael Beard	T-5th	—	—	293.8	#97	#95	—
2014-15	Michael Beard	1st	11th	—	292.1	#85	#78	—
2015-16	Michael Beard	2nd	9th	—	285.9	#47	#41	—
2016-17	Michael Beard	2nd	3rd	13th	288.0	#20	#28	—
2017-18	Michael Beard	1st	8th	—	287.1	#34	#25	—
2018-19	Michael Beard	1st	4th	11th	285.9	#14	#16	#18
2019-20	Michael Beard	(no spring championships)			280.1	#1	#2	#1
2020-21	Michael Beard	1st	3rd	1st	281.1	#3	#4	#6
2021-22	Michael Beard	1st	2nd	T-3rd	282.2	#6	#4	#5
2022-23	Michael Beard	3rd	5th	T-5th	283.8	#5	#10	#8

(Results prior to 1981-82 are not available.)

1997 NCAA CHAMPIONS

Pepperdine posted a three-over-par score of 287 to hold off a furious final day charge by Wake Forest and claim its first-ever NCAA men's golf title on May 31, 1997, at the Conway Farms Golf Club in Lake Forest, Ill., near Chicago.

Heading into the final round, Pepperdine held a two-shot lead over tournament host Northwestern. The Waves withstood the pressure with a final-round 287. They watched their closest challengers fall off the pace and completed the four-day, 72-hole tournament with a team total of a 12-over-par 1,148 to beat runner-up Wake Forest by three shots.

Wake Forest began the day in 11th place, but the Demon Deacons carded a five-under-par score of 279 to zoom up the leaderboard and make things close.

Clemson posted an even-par score of 284 and finished in third place with a final total of 1,153, five shots behind Pepperdine.

The Waves, making their third-ever appearance at the NCAA Championships, were seeded 24th at the 30-team event.

Pepperdine competed at the tournament without the services of first-year head coach John Geiberger, who traveled with the team to Chicago but was confined to his hotel room after contracting the chicken pox. Kevin Marsh, a former player at Pepperdine from 1993-96, and Tim Wilhelm, a former Pepperdine Associate Athletic Director, assisted the team during the tournament.

"It was a really tough week to miss, but, to tell you the truth, I was pretty sick all week," said Geiberger from his hotel room after Pepperdine had secured the national championship. "But, I feel great now. I am chowing on a steak, and I have the national championship trophy here in my room ... so I must be okay."

The Waves departed for Chicago on May 24, and Geiberger indicated that he began feeling ill later that evening.

"At first, I thought I just had the flu, but by Monday I knew it was something worse," Geiberger said.

Geiberger did not attend the practice rounds on May 26 and 27, and was eventually confined to his room at the Deerfield Hyatt. In fact, Geiberger never laid eyes on the Conway Farms Golf Club until he watched the live final-round coverage on ESPN.

Pepperdine players inked Geiberger's initials and 425 — his hotel room number — on the back of their hats at the beginning of the tournament as a tribute to their ailing coach.

"There were so many good teams at the NCAA Championships, but, prior to the event, I was confident that we would play well," Geiberger said. "I just prepared the team as the year went along, and in February I started to get a great feeling about the team. We had two guns (Jason Gore and Michael Walton) as good as anyone in the country, and they proved that during the tournament."

Clemson junior Charles Warren beat Brad Elder of Texas on the first sudden-death playoff hole at the NCAA Championships to claim the individual title in the 100th anniversary year of the event. Warren dropped a short par putt to claim the crown after he and Elder had tied at five-under par 279 through 72 holes.

Pepperdine senior Jason Gore held a one-shot lead heading into the final hole, but suffered a double-bogey and had to settle for a third-place tie with Keith Nolan of East Tennessee State at four-under-par 280.

"It was the best double-bogey that I ever made," Gore said. "I heard that we had a six-stroke lead in the team standings, and there were 50 million thoughts running through my head so it was



hard to play golf. It doesn't matter that I did not win the individual championship because I love all of these guys and the team trophy is what college golf is all about."

Pepperdine senior Michael Walton finished fifth in the final individual standings at three-under-par 281 after firing an impressive score of 68 in the final round.

"The whole week was magical," Walton said. "Coach got the chicken pox, and Kevin (Marsh) just happened to be here. The circumstances were nothing like what we expected, but we are all great players and we knew we had to play our best golf in order to win. This is the best feeling you could ever imagine."

Junior Andy Walker tied for 20th place at four-over-par 288, and indicated that the experience of competing at the NCAA Championships the previous year was a big advantage.

"We did not come here (to the NCAA Championships) to just experience playing again," Walker said. "There is so much you can get caught up in here, and that is what happened to us last year — we forgot to play golf. The main thing is we had fun and the whole experience has been amazing."

Adding to the story, Pepperdine had just barely advanced to the NCAA Championships. The Waves finished ninth at the NCAA West Regional, held May 15-17 at the Carleton Oaks Country Club in Santee, Calif., and edged Brigham Young by just one shot to secure the final berth.

1997 TEAM RESULTS

FINISH	SCHOOL	SCORES	TOTAL
1st	Pepperdine	287-288-286-287	1,148 (+12)
2nd	Wake Forest	290-295-287-279	1,151 (+15)
3rd	Clemson	291-287-291-284	1,153 (+17)
4th	Ohio State	292-289-286-287	1,154 (+18)
T5th	Arizona State	299-281-288-288	1,156 (+20)
T5th	Oklahoma State	286-298-283-289	1,156 (+20)
T7th	Northwestern	282-289-292-295	1,158 (+22)
T7th	TCU	290-292-289-287	1,158 (+22)

1997 INDIVIDUAL RESULTS

FINISH	NAME / SCHOOL	SCORES	TOTAL
1st	Charles Warren, Clemson	71-68-73-67	*279 (-5)
2nd	Brad Elder, Texas	71-69-67-72	279 (-5)
T3rd	Jason Gore, Pepperdine	65-72-71-72	280 (-4)
T3rd	Keith Nolan, E. Tennessee St.	71-66-69-74	280 (-4)
5th	Michael Walton, Pepperdine	70-71-72-68	281 (-3)
T20th	Andy Walker, Pepperdine	77-69-70-72	288 (+4)
T63rd	Mark Madson, Pepperdine	75-76-73-75	299 (+15)
84th	Paul Meyer, Pepperdine	78-79-81-80	318 (+34)

* Won playoff

2021 NCAA CHAMPIONS

Some may have thought that the window had closed on the Pepperdine men's golf team's chances at a national championship after COVID-19 prematurely ended the 2019-20 season, at a time when the Waves were ranked #1 in the country.

When Pepperdine reassembled the following season, the Waves were without unanimous National Player of the Year Sahith Theegala, the nation's #1 player, who had graduated and turned professional.

But Pepperdine still maintained the nation's deepest team, filled with talent. As it turned out, a record six Waves earned All-American honors from either the GCAA or Golfweek in 2020-21, and eight student-athletes finished ranked among the nation's top 100 players. Five different Waves either won a tournament or reached a playoff.

The group would claim a program-record six tournament wins, including the East Lake Cup and the Western Intercollegiate. Pepperdine won its 21st West Coast Conference title with a record score of 49-under.

The Waves were in a precarious spot at the NCAA Cle Elum Regional, as they were tied for fifth after two rounds, and only five teams would advance. But Pepperdine turned in the best score of the third and final round to finish fourth and comfortably advance to the NCAA Championships.

Pepperdine got off to a good start in stroke play at the finals, which were held at Grayhawk Golf Club in Scottsdale, Ariz. The Waves were third after the first round and fourth after the second round. But they slid to ninth place after the third round, which was good enough to make the first cut, but a spot outside the top eight, which would be necessary to advance the program to match play for the first time.

As they did in the final round at regionals, the Waves responded favorably under the pressure-packed situation. They shot a 9-under 271, the best round by any team in the entire tournament and a program record at the NCAA Championships, to move from ninth place to third place.

Match play began on Tuesday with a quarterfinal matchup against Florida State. Clay Feagler (6&4) and Joey Vrzich (4&3) posted dominating wins, and Joe Highsmith chipped in on 8 to win his match 2&1 and send the Waves to the semifinals by a 3-1-1 score.

After a brief break, play continued with a semifinal against Oklahoma State. Feagler again scored the first point for the Waves. A hole-in-one on 8 was the start of a remarkable run that saw him win five straight holes to go from 2-down to 3-up after 12 before claiming a 2&1 victory. Dylan Menante then recorded the second point, 3&2. For the second time in the day, Highsmith had the clinching point, halving 17 and 18 to earn a 1-up win. The other two matches, which were tied, were abandoned and Pepperdine downed the Cowboys 3-0-2.

In the final, Pepperdine squared off against top-ranked Oklahoma. The two schools had already met in match play once during the season, with the Waves beating the Sooners 4-1 in the final of the East Lake Cup. They were also the top two-ranked teams from the canceled 2020 season, so it was fitting that they would get their chance to meet for the 2021 title instead.

Oklahoma claimed the first point of the afternoon, but Highsmith and William Mouw both claimed 4&3 wins to put the Waves one point away from the championship.

As he did during the semifinal, Feagler trailed for a good portion of the match and was down by two after 11 holes. But the senior — who had utilized a COVID-19 redshirt year to come back for a fifth season and compete for a championship — won on 12, 13 and 14 to take the lead. Oklahoma's Ben Lorenz



evened it on 15, but Feagler won on 16 to go back ahead. With all eyes on his match, Feagler hit an 8-foot putt to halve 17. On 18, he put his fairway shot onto the green but about 35 feet from the hole. Lorenz missed his birdie chance, and Feagler put his putt within two feet of the hole. Lorenz conceded, giving the Waves the national championship (Oklahoma was leading in the last match, accounting for the 3-2 final score).

Feagler and Highsmith each went 3-0 in match play (including the East Lake Cup, Highsmith went 5-0 on the season), while each of the other three team members gave the Waves at least one point over the two days en route to the second national championship in the program's history.

"Everyone said our year was last year," Feagler said. "Coach, at the beginning of the year, sat us down and said, 'A lot of people don't think you can do it this year.' That gave us a little motivation and look at us now. We're standing here, national champions. It was kind of surreal to come down to the 18th hole and basically have the last point just kind of on my shoulders. It was nerve wracking but it was exciting. It was kind of crazy."

Head coach Michael Beard said: "We didn't get to see it through last year and these guys came back better. It really wasn't me, they just came back with more fire and more determination and motivation. These guys are so good, we don't have to do much to motivate them."

To win the championship, the Waves played seven rounds over six days in the 100-degree Arizona heat. The Waves beat the top three-ranked teams in the country in match play.

2021 MATCH PLAY RESULTS

Championship: Pepperdine def. Oklahoma 3-2
Semifinals: Pepperdine def. Oklahoma State 3-0-2
Quarterfinals: Pepperdine def. Florida State 3-1-1

2021 STROKE PLAY RESULTS

FINISH	SCHOOL	SCORES	TOTAL
1st	Arizona State	284-278-280-275	1,117 (-3)
2nd	Oklahoma State	280-274-274-292	1,120 (E)
3rd	Pepperdine	279-286-289-271	1,125 (+5)
4th	Oklahoma	280-279-282-289	1,130 (+10)
5th	Illinois	287-279-278-290	1,134 (+14)

2021 INDIVIDUAL RESULTS

FINISH	NAME / SCHOOL	SCORES	TOTAL
1st	Turk Pettit, Clemson	68-67-68-70	273 (-7)
T-13th	William Mouw, Pepperdine	68-74-71-69	282 (+2)
T-17th	Dylan Menante, Pepperdine	70-74-72-67	283 (+3)
T-22nd	Clay Feagler, Pepperdine	72-71-73-68	284 (+4)
T-22nd	Joey Vrzich, Pepperdine	69-69-73-73	284 (+4)
—	Joe Highsmith, Pepperdine	dnp-72-78-67	—
—	RJ Manke, Pepperdine	75-dnp-dnp-dnp	—

SAHITH THEEGALA

In the spring of 2020, Sahith Theegala became the first Pepperdine men's golfer to become National Player of the Year. In fact, he did so in unanimous fashion, finishing as the nation's #1-ranked player by both Golfstat and Golfweek/Sagarin and sweeping the Fred Haskins Award, Ben Hogan Award and Jack Nicklaus Award.

He became just the fifth player in the 30 years that all three national awards have existed to win the Haskins, Hogan and Nicklaus in the same season.

Unfortunately, Theegala's senior season came to an early end, as the global COVID-19 pandemic caused the cancelation of all spring sports in March 2020. The season ended with Pepperdine holding the #1 ranking in both the Bushnell/Golfweek coaches poll and the Golfstat computer rankings.

Theegala was a three-time All-American for the Waves, making the first team in 2020 after receiving third-team status in both 2017 and 2018. Theegala's final season was all the more remarkable considering that he sat out the entire 2018-19 season with a wrist injury that required surgery.

Theegala's senior year included a school-record 69.04 scoring average. He won two of his eight tournaments, had six top-10s and was in the top 20 at all eight events. Seventeen of his 24 rounds were below-par.

His Pepperdine career records included scoring average (70.61), below-par rounds (74), top-20 finishes (36, tied) and victories (four, tied).

At the time he graduated, he had posted four of the top eight single-season scoring averages in program history.

Theegala earned All-WCC first team honors three times (the league didn't hand out awards in 2020) and was the co-WCC Player of the Year in 2017. He made PING/GCAA All-West Region all four of his playing seasons.



NATIONAL HONORS

FRED HASKINS AWARD

2020 Sahith Theegala

BEN HOGAN AWARD

2020 Sahith Theegala

JACK NICKLAUS AWARD

2020 Sahith Theegala

BYRON NELSON AWARD

2002 Jason Allred

2005 Michael Putnam

DAVE WILLIAMS AWARD

2020 Michael Beard

GCAA (COACHES)

ALL-AMERICANS

- 1994 Kevin Marsh (3rd)
- 1997 Jason Gore (HM)
Michael Walton (HM)
- 2000 Michael Beard (HM)
- 2002 Jason Allred (3rd)
Michael Beard (HM)
- 2003 Michael Putnam (HM)
- 2004 Michael Putnam (2nd)
Brian O'Flaherty (HM)
- 2005 Michael Putnam (1st)
- 2006 Alex Coe (HM)
- 2008 Andrew Putnam (HM)
- 2009 Andrew Putnam (HM)
- 2011 Andrew Putnam (HM)
- 2012 Josh Anderson (HM)
- 2017 Sahith Theegala (3rd)
- 2020 William Mouw (1st)
Sahith Theegala (1st)
- 2021 Joey Vrzych (2nd)
Dylan Menante (3rd)
Joe Highsmith (HM)
William Mouw (HM)
- 2022 Joe Highsmith (HM)
Dylan Menante (HM)
William Mouw (HM)
- 2023 Derek Hitchner (2nd)
Sam Choi (3rd)
William Mouw (3rd)
Luke Gifford (HM)

GOLFWEEK

ALL-AMERICANS

- 2006 Alex Coe (HM)
- 2008 Andrew Putnam (3rd)
- 2011 Andrew Putnam (HM)
- 2012 Josh Anderson (HM)
- 2017 Sahith Theegala (HM)
- 2018 Sahith Theegala (3rd)
- 2020 Sahith Theegala (1st)
William Mouw (2nd)
- 2021 Joey Vrzych (2nd)
Dylan Menante (3rd)
Joe Highsmith (HM)
RJ Manke (HM)
Joshua McCarthy (HM)
- 2022 Joe Highsmith (HM)
Derek Hitchner (HM)
Dylan Menante (HM)
- 2023 Derek Hitchner (2nd)
William Mouw (3rd)
Sam Choi (HM)

GCAA ALL-FRESHMAN

2020 William Mouw

GCAA ALL-REGION

- 2003 Michael Putnam
- 2004 Michael Putnam
- 2005 Michael Putnam
- 2006 Alex Coe
- 2008 Andrew Putnam
- 2009 Andrew Putnam
- 2010 Andrew Putnam
- 2011 Andrew Putnam
- 2012 Josh Anderson
- 2016 Sahith Theegala
Frederick Wedel
- 2017 Roy Cootes
Sahith Theegala
- 2018 Clay Feagler
Joshua McCarthy
Sahith Theegala
- 2019 Clay Feagler
Joshua McCarthy
- 2020 Joe Highsmith
William Mouw
Sahith Theegala
- 2021 Clay Feagler
Joe Highsmith
RJ Manke
Joshua McCarthy
Dylan Menante
William Mouw
Joey Vrzych
- 2022 Joe Highsmith
Derek Hitchner
Dylan Menante
William Mouw
Joey Vrzych
- 2023 Sam Choi
Derek Hitchner
William Mouw

GCAA WEST REGION

COACH OF THE YEAR

- 2020 Michael Beard
- 2021 Michael Beard

NATIONAL RANKINGS

TOP 200 NATIONAL RANKINGS (GOLFWEK/SAGARIN)

2000	Michael Beard (#82) Jason Allred (#113)	2011	Andrew Putnam (#35) Josh Anderson (#122)	2021	Joey Vrzich (#20) Dylan Menante (#30) RJ Manke (#38)
2001	Jason Allred (#72) Michael Beard (#103)	2012	Josh Anderson (#44)	2016	Frederick Wedel (#86) Sahith Theegala (#101)
2002	Michael Beard (#36) Jason Allred (#45) Randy Creighton (#134) Michael Putnam (#173)	2017	Sahith Theegala (#33) Roy Cootes (#102) Clay Feagler (#193)	2018	Sahith Theegala (#25) Clay Feagler (#79) Joshua McCarthy (#87)
2003	Michael Putnam (#40) Randy Creighton (#117) Brian O'Flaherty (#169)	2019	Clay Feagler (#54) Joshua McCarthy (#70) Joe Highsmith (#111) RJ Manke (#137)	2022	Dylan Menante (#39) Joe Highsmith (#47) Derek Hitchner (#48) William Mouw (#65) Joey Vrzich (#67)
2004	Michael Putnam (#20) Randy Creighton (#98)	2020	Sahith Theegala (#1) William Mouw (#15) Joe Highsmith (#91) Joey Vrzich (#108) Derek Hitchner (#133) Dylan Menante (#143) Joshua McCarthy (#152) Clay Feagler (#196) RJ Manke (#197)	2023	Derek Hitchner (#14) William Mouw (#22) Sam Choi (#42) Luke Gifford (#131)
2005	Michael Putnam (#9) Brian O'Flaherty (#175)				
2006	Alex Coe (#40) J.J. Wood (#171)				
2007	Eric Shriver (#132) Jesse Barnsley (#178)				
2008	Andrew Putnam (#27) Jesse Barnsley (#102)				
2009	Andrew Putnam (#51) Josh Anderson (#114)				
2010	Andrew Putnam (#71) Josh Anderson (#113) Carl Smith (#171)				

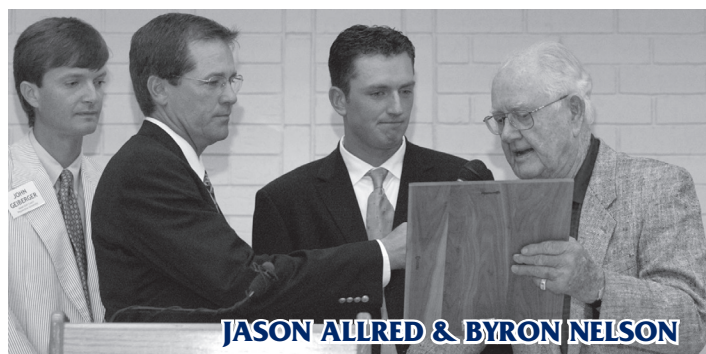
BYRON NELSON AWARD

Two Pepperdine men's golfers — Jason Allred in 2002 and Michael Putnam in 2005 — have been recipients of the Byron Nelson Award, which is presented annually by The Golf Coaches Association of America.

The award is presented to a graduating senior. The selection committee considers equally a nominee's entire collegiate academic career, collegiate golf career and his character and integrity while in college. Particular consideration is given to a nominee's good citizenship, as portrayed by Mr. Byron Nelson over the course of his life and golf career.

Allred was a two-time Cleveland Golf All-America Scholar (2001 and 2002) and a three-time West Coast Conference All-Academic honoree. He earned GCAA All-American third team honors as a senior. He also led Pepperdine's Christian student-athlete group, "The Goal," and posted six top 10 finishes in 2002. Allred finished second at the 2002 WCC Championships, third at the TaylorMade Intercollegiate and claimed medalist honors at The Club Glove Intercollegiate.

"To think that someone has seen in me character and a passion for things I believe are important is encouraging and humbling," Allred said. "More than anything I'm excited and totally thankful that Mr. Nelson was directly involved. It was an honor to have the opportunity to meet him. It's a challenge in college to balance everything. I just try to do everything with as much joy and passion as I can. I believe that's what God has in store for me."



In addition to becoming a three-time All-American and a two-time GCAA All-American Scholar, Putnam earned All-WCC honors three times, was named the conference's Golfer of the Year in 2003, selected WCC All-Academic on three occasions and was named All-Pacific Region three times.

Putnam put together the greatest season of any Pepperdine men's golfer in school history in 2005. He registered a school-record 70.58 stroke average in 45 rounds and produced 10 top 10 finishes, including tying for individual medalist honors at the Oregon Duck Invitational and the NCAA Championships. He finished as national runner-up following a three-hole playoff.

Two other Waves were finalists (in the final five) for the prestigious award: Alex Coe in 2006 and Andrew Putnam in 2011.

CONFERENCE HONORS

WCC PLAYER OF THE YEAR

- 2009** Andrew Putnam
- 2017** Sahith Theegala (co)
- 2021** Dylan Menante
- 2022** Dylan Menante
- 2023** Derek Hitchner

(note: prior to 2008, the WCC Player of the Year award was given to the WCC medalist)

WCC MEDALISTS

- 1987** Jim Johnson
- 1989** Dean Kobane
- 1992** Steve Van Alstyne
- 1995** Kevin Marsh
- 1996** Michael Walton
- 1997** Andy Walker
- 1999** Kelly Craig
- 2001** Randy Creighton
- 2002** Michael Beard
- 2003** Michael Putnam
- 2015** Cody McManus
- 2018** Clay Feagler
- 2019** RJ Manke
- 2021** Clay Feagler

WCC FRESHMAN OF THE YEAR

- 2000** Brandon White
- 2001** Randy Creighton
- 2002** Brian O'Flaherty
- 2008** Andrew Putnam
- 2016** Sahith Theegala
- 2019** Joe Highsmith

WCC COACH OF THE YEAR

- 1993** Kurt Schuette
- 1995** Cody Barden
- 1997** John Geiberger
- 1999** John Geiberger (co)
- 2000** John Geiberger (co)
- 2002** John Geiberger (co)
- 2005** John Geiberger (co)
- 2016** Michael Beard
- 2017** Michael Beard
- 2018** Michael Beard
- 2019** Michael Beard
- 2021** Michael Beard
- 2022** Michael Beard

ALL-WCC

- 1994** Todd Andrews (1st)
Kevin Marsh (1st)
Marc Mazur (1st)
Carson Mooney (1st)
Michael Walton (1st)
- 1995** Kevin Marsh (1st)
Carson Mooney (1st)
Michael Walton (1st)
- 1996** Jason Gore (1st)
Kevin Marsh (1st)
Carson Mooney (1st)
Michael Walton (1st)
- 1997** Jason Gore (1st)
Mark Madson (1st)
Andy Walker (1st)
Michael Walton (1st)
- 1998** Bobby Rodger (1st)
Andy Walker (1st)
Charles Whitely (1st)
- 1999** Jason Allred (1st)
Michael Beard (1st)
Kelly Craig (1st)
Charles Whitely (1st)
Alex Rodger (HM)
- 2000** Jason Allred (1st)
Michael Beard (1st)
Bobby Rodger (1st)
Alex Rodger (HM)
Brandon White (HM)
- 2001** Jason Allred (1st)
Michael Beard (1st)
Randy Creighton (1st)
Alex Rodger (HM)
Bobby Rodger (HM)
- 2002** Jason Allred (1st)
Michael Beard (1st)
Randy Creighton (1st)
Brian O'Flaherty (1st)
Michael Putnam (1st)
Chris Elliott (HM)
- 2004** Randy Creighton (1st)
Michael Putnam (1st)
Alex Coe (HM)
- 2005** Alex Coe (1st)
Brian O'Flaherty (1st)
Michael Putnam (1st)
Colin Wilcox (1st)
- 2006** Alex Coe (1st)
Michael Baird (HM)
- 2007** Eric Shriver (1st)
Carl Smith (HM)
- 2008** Andrew Putnam (1st)
Jesse Barnsley (HM)
Carl Smith (HM)
Andrew Widmar (HM)

- 2009** Josh Anderson (1st)
Andrew Putnam (1st)
Shane Mason (HM)
- 2010** Josh Anderson (1st)
Andrew Putnam (1st)
Carl Smith (1st)
Shane Mason (HM)
- 2011** Josh Anderson (1st)
Andrew Putnam (1st)
Parker Page (HM)
- 2012** Josh Anderson (1st)
- 2013** Cody McManus (HM)
- 2014** Frederick Wedel (HM)
- 2015** Cody McManus (1st)
Frederick Wedel (1st)
Kevin DeHuff (HM)
- 2016** Sahith Theegala (1st)
Frederick Wedel (1st)
Roy Cootes (HM)
Robbie Geibel (HM)
- 2017** Roy Cootes (1st)
Clay Feagler (1st)
Joshua McCarthy (1st)
Sahith Theegala (1st)
- 2018** Clay Feagler (1st)
Joshua McCarthy (1st)
Sahith Theegala (1st)
RJ Manke (HM)
- 2019** Clay Feagler (1st)
Joe Highsmith (1st)
RJ Manke (1st)
Joshua McCarthy (1st)
- 2020** (not awarded)
- 2021** Clay Feagler (1st)
Joe Highsmith (1st)
Dylan Menante (1st)
Joey Vrzich (1st)
- 2022** Joe Highsmith (1st)
Derek Hitchner (1st)
Dylan Menante (1st)
William Mouw (1st)
Joey Vrzich (1st)
- 2023** Sam Choi (1st)
Luke Gifford (1st)
Derek Hitchner (1st)
William Mouw (1st)

4x ALL-WCC FIRST TEAM

- Michael Walton (1994-97)
- Jason Allred (1999-02)
- Michael Beard (1999-02)
- Randy Creighton (2001-04)
- Andrew Putnam (2008-11)
- Josh Anderson (2009-12)
- Clay Feagler (2017-21)

3x ALL-WCC FIRST TEAM

- Kevin Marsh (1994-96)
- Carson Mooney (1994-96)
- Brian O'Flaherty (2002-05)
- Michael Putnam (2003-05)
- Sahith Theegala (2016-19)
- Joshua McCarthy (2017-19)
- Joe Highsmith (2019-22)

WCC PLAYER OF THE MONTH

- 2002-03** Chris Elliott (Oct.)
Brian O'Flaherty (Oct.)
Michael Putnam (Feb.)
Randy Creighton (March)
- 2003-04** Michael Putnam (Oct.)
Michael Putnam (Feb.)
- 2004-05** Michael Putnam (Sept.)
Michael Putnam (Oct.)
Michael Putnam (Feb.)
Michael Putnam (March)
- 2005-06** Alex Coe (Oct.)
Alex Coe (Feb.)
- 2007-08** Jesse Barnsley (Sept.)
Andrew Putnam (Oct.)
- 2008-09** Andrew Putnam (Oct.)
Andrew Putnam (Feb.)
Andrew Putnam (March)
- 2009-10** Josh Anderson (Sept.)
Josh Anderson (March)
- 2010-11** Josh Anderson (Sept.)
Andrew Putnam (Feb.)
Josh Anderson (March)
- 2013-14** Kevin DeHuff (March)
- 2014-15** Cody McManus (April)
- 2015-16** Frederick Wedel (Oct.)
- 2016-17** Sahith Theegala (Feb.)
Sahith Theegala (March)
- 2017-18** Sahith Theegala (Sept.)
Clay Feagler (Feb.)
Clay Feagler (April)
- 2018-19** Clay Feagler (Oct.)
- 2020-21** Joe Highsmith (April)
- 2021-22** Dylan Menante (March)
- 2022-23** William Mouw (Feb.)
Sam Choi (March)

ACADEMIC HONORS

CoSIDA ACADEMIC

ALL-AMERICAN

- 1993 Lars Herne (1st)
- 2023 Derek Hitchner (2nd)

GCAA ALL-AMERICAN

SCHOLARS

- 1993 Lars Herne
- 1999 Charles Whiteley
- 2001 Jason Allred
- 2002 Jason Allred
- 2004 Michael Putnam
- 2005 Alex Coe
Michael Putnam
- 2006 Alex Coe
- 2010 Shane Mason
Andrew Putnam
- 2011 Andrew Putnam
- 2014 Kevin DeHuff
- 2015 Kevin DeHuff
- 2020 Derek Hitchner
RJ Manke
- 2021 Derek Hitchner
RJ Manke
Dylan Menante
- 2022 Derek Hitchner
Dylan Menante
- 2023 Derek Hitchner
Roberto Nieves

WCC GILLERAN SCHOLAR-ATHLETE OF THE YEAR

- 2005 Michael Putnam

WCC ALL-ACADEMIC

- 1992 Lars Herne
- 1993 Lars Herne
- 1996 Carson Mooney
- 1998 Charles Whiteley
- 1999 Jason Allred
Charles Whiteley
- 2000 Jason Allred
- 2001 Jason Allred
- 2002 Jason Allred
- 2003 Michael Putnam
- 2004 Alex Coe
Chris Elliott
Michael Putnam
- 2005 Alex Coe
Michael Putnam
- 2009 Shane Mason
Andrew Putnam
- 2010 Shane Mason
Andrew Putnam
- 2011 Andrew Putnam
- 2013 Kevin DeHuff
- 2014 Kevin DeHuff
Nick Thomas
- 2015 Kevin DeHuff
David Pelekoudas (HM)
- 2019 RJ Manke
- 2020 Derek Hitchner
RJ Manke
Austin Murphy (HM)
- 2021 Dylan Menante
Derek Hitchner (HM)
RJ Manke (HM)
- 2022 Derek Hitchner
Dylan Menante (HM)
- 2023 Derek Hitchner

WCC

COMMISSIONER'S HONOR ROLL

- 2004 Michael Baird (bronze)
Alex Coe (bronze)
Randy Creighton (bronze)
Chris Elliott (bronze)
Brian O'Flaherty (bronze)
Michael Putnam (bronze)
- 2005 Michael Baird (bronze)
Alex Coe (bronze)
Chris Elliott (bronze)
Brian O'Flaherty (bronze)
Michael Putnam (bronze)
- 2006 Chris Elliott (silver)
Jesse Barnsley (bronze)
Alex Coe (bronze)
- 2007 Shane Mason (gold)
Jesse Barnsley (bronze)
- 2008 Shane Mason (gold)
Jesse Barnsley (bronze)
Andrew Putnam (bronze)
- 2009 Shane Mason (gold)
Andrew Putnam (bronze)
Carl Smith (bronze)
- 2010 Shane Mason (gold)
Andrew Putnam (bronze)
Carl Smith (bronze)
- 2011 Andrew Putnam (bronze)
Parker Page (bronze)
- 2012 Kevin DeHuff (silver)
- 2013 Nick Thomas (silver)
Cameron Davison (bronze)
Kevin DeHuff (bronze)
- 2014 Kevin DeHuff (silver)
David Pelekoudas (silver)
Nick Thomas (silver)
Cameron Davison (bronze)
- 2015 Connor Nam (gold)
Kevin DeHuff (silver)
David Pelekoudas (silver)
Anthony Cecere (bronze)
- 2016 Lorenzo Magagnin (gold)
David Pelekoudas (silver)
- 2018 Drew Oslance (silver)
RJ Manke (bronze)
Austin Murphy (bronze)
- 2019 Derek Hitchner (silver)
RJ Manke (silver)
Austin Murphy (bronze)
Drew Oslance (bronze)
Sahith Theegala (bronze)
- 2020 Derek Hitchner (gold)
RJ Manke (silver)
Dylan Menante (bronze)
Austin Murphy (bronze)
Sahith Theegala (bronze)
- 2021 Derek Hitchner (gold)
RJ Manke (silver)
Dylan Menante (silver)
Austin Murphy (bronze)
- 2022 Derek Hitchner (gold)
Dylan Menante (silver)
Joe Highsmith (bronze)
- 2023 Derek Hitchner (silver)
Roberto Nieves (bronze)

PEPPERDINE

SCHOLAR-ATHLETE OF THE YEAR

- 2002 Jason Allred
- 2005 Michael Putnam
- 2009 Shane Mason
- 2010 Shane Mason
- 2015 Kevin DeHuff
- 2021 RJ Manke

TEAM RECORDS

LOW 18

1.	-22	262	fall 2018	Alister MacKenzie Invitational	Meadow Club (CA)	3rd round
	-22	328	spring 2023	Western Intercollegiate	Pasatiempo Golf Course (CA)	2nd round
2.	-19	269	spring 2021	WCC Championships	Reflection Bay GC (NV)	1st round
	-19	269	spring 2023	NCAA Championships	Grayhawk Golf Club (AZ)	3rd round
3.	-18	270	fall 2007	Turtle Bay Intercollegiate	Turtle Bay Resort GC (HI)	1st round
	-18	266	fall 2019	Alister MacKenzie Invitational	Meadow Club (CA)	2nd round
	-18	270	spring 2020	Amer Ari Invitational	Waikoloa Kings GC (HI)	3rd round
	-18	270	spring 2022	Amer Ari Invitational	Hapuna GC (HI)	2nd round
	-18	266	spring 2022	Valspar Collegiate Invitational	Floridian National GC (FL)	2nd round
	-18	270	spring 2023	NIT	Omni Tucson National (AZ)	3rd round
8.	-17	267	fall 2015	Alister MacKenzie Invitational	Meadow Club (CA)	1st round
	-17	271	fall 2015	Warrior Princeville Makai Invitational	Princeville Makai GC (HI)	2nd round
10.	-16	268	fall 2018	Alister MacKenzie Invitational	Meadow Club (CA)	2nd round
	-16	264	fall 2020	Pasadera Collegiate Invitational	Club at Pasadera (CA)	2nd round
	-16	272	spring 2021	Augusta Haskins Award Invitational	Forest Hills GC (GA)	1st round
	-16	272	spring 2021	WCC Championships	Reflection Bay GC (NV)	2nd round
	-16	272	fall 2021	Golf Club of Georgia Collegiate	GC of Georgia (GA)	3rd round

LOW 36

1.	-35	541	spring 2021	WCC Championships	Reflection Bay GC (NV)	
2.	-31	529	fall 2020	Pasadera Collegiate Invitational	Club at Pasadera (CA)	
3.	-30	538	fall 2018	Alister MacKenzie Invitational	Meadow Club (CA)	
4.	-29	539	fall 2019	Alister MacKenzie Invitational	Meadow Club (CA)	
5.	-28	548	spring 2021	Augsta Haskins Award Invitational	Forest Hills GC (GA)	
	-28	548	spring 2022	Amer Ari Invitational	Hapuna GC (HI)	
	-28	540	spring 2022	Valspar Collegiate Invitational	Floridian National GC (FL)	
8.	-27	673	spring 2023	Western Intercollegiate	Pasatiempo Golf Course (CA)	
9.	-26	550	fall 2021	Golf Club of Georgia Collegiate	GC of Georgia (GA)	
10.	-24	544	fall 2016	Alister MacKenzie Invitational	Meadow Club (CA)	

LOW 54

1.	-52	800	fall 2018	Alister MacKenzie Invitational	Meadow Club (CA)	1st place
2.	-49	815	spring 2021	WCC Championships	Reflection Bay GC (NV)	1st place
3.	-46	794	fall 2020	Pasadera Collegiate Invitational	Club at Pasadera (CA)	1st place
4.	-43	809	fall 2019	Alister MacKenzie Invitational	Meadow Club (CA)	1st place
5.	-42	822	fall 2021	Golf Club of Georgia Collegiate	GC of Georgia (GA)	1st place
6.	-39	825	spring 2020	Amer Ari Invitational	Waikoloa Kings GC (HI)	1st place
7.	-35	829	spring 2021	Augusta Haskins Award Invitational	Forest Hills GC (GA)	2nd place
8.	-34	830	spring 2022	Amer Ari Invitational	Hapuna GC (HI)	6th place
	-34	818	spring 2022	Valspar Collegiate Invitational	Floridian National GC (HI)	1st place
10.	-33	819	fall 2015	Alister MacKenzie Invitational	Meadow Club (CA)	T-2nd place

SINGLE-SEASON AVERAGES

1.	280.1	2019-20	(Feagler, Highsmith, McCarthy, Menante, Mouw, Theegala, Vrzich)
2.	281.1	2020-21	(Feagler, Highsmith, Hitchner, Manke, McCarthy, Menante, Mouw, Vrzich)
3.	282.2	2021-22	(Highsmith, Hitchner, Maspas, Menante, Mouw, Vrzich)
4.	283.8	2022-23	(Choi, Gifford, Hitchner, Maspas, Mouw, Nieves, Siravo)
5.	285.9	2015-16	(Cootes, Geibel, Magagnin, McManus, Theegala, Wedel)
	285.9	2018-19	(Cootes, Feagler, Highsmith, Hitchner, Manke, McCarthy, Murphy)
7.	287.1	2017-18	(Cecere, Cootes, Feagler, Manke, McCarthy, Murphy, Theegala)
8.	288.0	2016-17	(Cecere, Cootes, Epton, Feagler, Geibel, McCarthy, Theegala)
9.	289.7	2002-03	(Coe, Creighton, Elliott, O'Flaherty, M. Putnam, White)
10.	290.0	2001-02	(Allred, Beard, Craig, Creighton, O'Flaherty, M. Putnam, White)

INDIVIDUAL RECORDS — CAREER

SCORING AVERAGE

1.	70.61	Sahith Theegala (2016-20)	9,462 strokes in 134 rounds
2.	70.98	Dylan Menante (2020-22)	6,885 strokes in 97 rounds
3.	71.00	William Mouw (2020-23)	9,798 strokes in 138 rounds
4.	71.07	Joey Vrzich (2022-22)	5,970 strokes in 84 rounds
5.	71.45	Joe Highsmith (2019-22)	9,931 strokes in 139 rounds
6.	71.49	Derek Hitchner (2019-23)	9,866 strokes in 138 rounds
7.	71.61	Michael Putnam (2002-05)	11,458 strokes in 160 rounds
8.	71.70	Clay Feagler (2017-21)	11,758 strokes in 164 rounds
9.	71.91	Joshua McCarthy (2017-21)	11,505 strokes in 160 rounds
10.	72.57	Andrew Putnam (2008-11)	10,668 strokes in 147 rounds
11.	72.66	RJ Manke (2018-21)	7,193 strokes in 99 rounds
12.	72.66	Josh Anderson (2009-12)	11,045 strokes in 152 rounds
13.	72.69	Frederick Wedel (2013-16)	10,177 strokes in 140 rounds
14.	72.72	Michael Beard (1999-02)	11,781 strokes in 162 rounds
15.	73.11	Jason Allred (1999-02)	11,405 strokes in 156 rounds
16.	73.35	Roy Cootes (2016-19)	9,755 strokes in 133 rounds
17.	73.45	Jeremy Sanders (2013-14)	4,407 strokes in 60 rounds
18.	73.46	Austin Murphy (2018-21)	4,334 strokes in 59 rounds
19.	73.59	Randy Creighton (2001-04)	11,554 strokes in 157 rounds
20.	73.64	Brian O'Flaherty (2002-05)	11,046 strokes in 150 rounds

(minimum 50 rounds and two full seasons to qualify)

ROUNDS PLAYED

1.	164	Clay Feagler (2017-21)
2.	162	Michael Beard (1999-02)
3.	160	Michael Putnam (2002-05)
	160	Joshua McCarthy (2017-21)
5.	157	Randy Creighton (2001-04)
6.	156	Jason Allred (1999-02)
7.	152	Josh Anderson (2009-12)
8.	150	Brian O'Flaherty (2002-05)
9.	148	Michael Walton (1994-97)
10.	147	Andrew Putnam (2008-11)

BELOW-PAR ROUNDS

1.	74	Sahith Theegala (2016-20)
2.	68	Michael Putnam (2002-05)
	68	Clay Feagler (2017-21)
4.	66	William Mouw (2020-23)
5.	64	Joshua McCarthy (2017-21)
6.	62	Joe Highsmith (2019-22)
7.	60	Derek Hitchner (2019-23)
8.	55	Michael Beard (1999-02)
9.	52	Andrew Putnam (2008-11)
10.	46	Frederick Wedel (2013-16)
		Dylan Menante (2020-22)

TOP 10 FINISHES

1.	22	Michael Walton (1994-97)
	22	Michael Beard (1999-02)
	22	Michael Putnam (2002-05)
4.	21	Andrew Putnam (2008-11)
	21	Josh Anderson (2009-12)
6.	19	Sahith Theegala (2016-20)
	19	Clay Feagler (2017-21)
	19	Joshua McCarthy (2017-21)
	19	William Mouw (2020-23)
10.	18	Todd Andrews (1991-94)
	18	Joe Highsmith (2019-22)

TOP 20 FINISHES

1.	36	Michael Putnam (2002-05)
	36	Andrew Putnam (2008-11)
	36	Sahith Theegala (2016-20)
4.	33	Joshua McCarthy (2017-21)
5.	31	Michael Walton (1994-97)
	31	Michael Beard (1999-02)
	31	Josh Anderson (2009-12)
8.	30	William Mouw (2020-23)
9.	29	Clay Feagler (2017-21)
10.	26	Joe Highsmith (2019-22)

INDIVIDUAL RECORDS — SEASON

SCORING AVERAGE

1.	69.04	Sahith Theegala (2019-20)	1,657 strokes in 24 rounds
2.	69.96	William Mouw (2019-20)	1,679 strokes in 24 rounds
3.	70.11	Joey Vrzich (2020-21)	1,963 strokes in 28 rounds
4.	70.58	Michael Putnam (2004-05)	3,176 strokes in 45 rounds
5.	70.74	Dylan Menante (2020-21)	2,476 strokes in 35 rounds
	70.74	Derek Hitchner (2022-23)	2,688 strokes in 38 rounds
	70.74	William Mouw (2022-23)	2,688 strokes in 38 rounds
8.	70.76	Joe Highsmith (2020-21)	2,618 strokes in 37 rounds
9.	70.86	Sahith Theegala (2017-18)	2,480 strokes in 35 rounds
10.	70.95	Sahith Theegala (2016-17)	3,051 strokes in 43 rounds
11.	70.97	Sam Choi (2022-23)	2,697 strokes in 38 rounds
12.	71.00	Michael Putnam (2003-04)	3,337 strokes in 47 rounds
	71.00	Frederick Wedel (2015-16)	2,698 strokes in 38 rounds
14.	71.06	Sahith Theegala (2015-16)	2,274 strokes in 32 rounds
15.	71.20	Dylan Menante (2021-22)	2,919 strokes in 41 rounds
16.	71.26	Clay Feagler (2020-21)	2,423 strokes in 34 rounds
17.	71.31	Josh Anderson (2011-12)	2,781 strokes in 39 rounds
18.	71.33	Joe Highsmith (2019-20)	1,498 strokes in 21 rounds
19.	71.34	Derek Hitchner (2021-22)	2,925 strokes in 41 rounds
20.	71.41	William Mouw (2021-22)	2,928 strokes in 41 rounds

(minimum 20 rounds as part of the team's lineup to qualify)

ROUNDS PLAYED

1.	47	Michael Putnam (2003-04)
2.	45	Michael Putnam (2004-05)
3.	44	Randy Creighton (2003-04)
	44	Brian O'Flaherty (2003-04)
5.	43	many

BELOW-PAR ROUNDS

1.	25	Michael Putnam (2004-05)
2.	23	Michael Putnam (2005-06)
3.	21	Sahith Theegala (2016-17)
4.	20	Roy Cootes (2016-17)
	20	Derek Hitchner (2021-22)
6.	19	Frederick Wedel (2015-16)
	19	Sahith Theegala (2017-18)
8.	18	Clay Feagler (2017-18)
	18	Joe Highsmith (2020-21)
	18	Dylan Menante (2020-21)
	18	William Mouw (2022-23)

TOP 10 FINISHES

1.	10	Michael Putnam (2004-05)
2.	9	Michael Putnam (2003-04)
3.	8	Jason Gore (1996-97)
	8	Michael Walton (1996-97)
	8	Josh Anderson (2011-12)
6.	7	Andrew Putnam (2008-09)
	7	Joe Highsmith (2020-21)
8.	6	many

TOP 20 FINISHES

1.	13	Jason Gore (1996-97)
	13	Michael Putnam (2004-05)
	13	Andrew Putnam (2008-09)
4.	12	Michael Putnam (2003-04)
	12	Sahith Theegala (2016-17)
6.	11	Josh Anderson (2011-12)
7.	10	Kevin Marsh (1993-94)
	10	Michael Walton (1996-97)
	10	Michael Putnam (2002-03)
	10	Sam Choi (2022-23)
10.	9	many

INDIVIDUAL RECORDS — TOURNAMENT

LOW 18

1.	-10	61	RJ Manke	fall 2018	Alister MacKenzie Invitational (3rd round)	Meadow Club (CA)
2.	-9	63	Andrew Putnam	fall 2007	Turtle Bay Intercollegiate (3rd round)	Turtle Bay Resort GC (HI)
	-9	63	Frederick Wedel	fall 2014	Warrior Princeville Makai Inv. (2nd round)	Princeville Makai GC (HI)
	-9	63	Clay Feagler	spring 2018	WCC Championships (3rd round)	Carlton Oaks GC (CA)
	-9	63	Derek Hitchner	spring 2020	Prestige Individual (2nd round)	Coral Mountain GC (CA)
	-9	63	Joe Highsmith	fall 2021	Golf Club of Georgia Collegiate (1st round)	GC of Georgia (GA)
7.	-8	64	Alex Rodger	fall 2000	The Prestige (2nd round)	Desert Willow GC (CA)
	-8	64	Michael Putnam	spring 2003	NCAA West Regional (3rd round)	Washington National GC (WA)
	-8	64	Randy Creighton	spring 2003	Morris Williams Intercollegiate (2nd round)	Austin CC (TX)
	-8	64	Frederick Wedel	fall 2014	Warrior Princeville Makai Inv. (1st round)	Princeville Makai GC (HI)
	-8	64	Roy Cootes	fall 2015	Warrior Princeville Makai Inv. (2nd round)	Princeville Makai GC (HI)
	-8	64	William Mouw	spring 2020	Amer Ari Invitational (3rd round)	Waikoloa Kings GC (HI)
	-8	62	Dylan Menante	fall 2020	Pasadera Collegiate Invitational (1st round)	Club at Pasadera (CA)
	-8	64	Dylan Menante	spring 2021	NIT (3rd round)	OMNI Tucson National (AZ)

LOW 36

1.	-17	127	Frederick Wedel	fall 2014	Warrior Princeville Makai Invitational	Princeville Makai GC (HI)
2.	-16	128	Joe Highsmith	fall 2021	Golf Club of Georgia Collegiate	GC of Georgia (GA)
3.	-13	127	Dylan Menante	fall 2020	Pasadera Collegiate Invitational	Club at Pasadera (CA)
	-13	129	Dylan Menante	spring 2021	Valspar Collegiate Invitational	Floridian National GC (FL)
5.	-12	132	Sahith Theegala	spring 2017	Southwestern Invitational	North Ranch CC (CA)
	-12	132	Dylan Menante	spring 2021	Augusta Haskins Award Invitational	Forest Hills GC (GA)
7.	-11	129	Jason Allred	spring 2000	Western Intercollegiate	Pasatiempo GC (CA)
	-11	133	Jesse Barnsley	fall 2007	William H. Tucker Intercollegiate	UNM Championship GC (NM)
	-11	131	Frederick Wedel	fall 2015	Alister MacKenzie Invitational	Meadow Club (CA)
	-11	133	Roy Cootes	fall 2015	Warrior Princeville Makai Invitational	Princeville Makai GC (HI)
	-11	131	Sahith Theegala	fall 2016	Alister MacKenzie Invitational	Meadow Club (CA)
	-11	131	RJ Manke	fall 2018	Alister MacKenzie Invitational	Meadow Club (CA)
	-11	133	Joshua McCarthy	fall 2018	Warrior Princeville Makai Invitational	Princeville Makai GC (HI)
	-11	133	Derek Hitchner	spring 2020	Prestige Individual	Coral Mountain GC (CA)
	-11	133	Clay Feagler	spring 2021	WCC Championships	Reflection Bay GC (NV)

LOW 54

1.	-21	192	RJ Manke	fall 2018	Alister MacKenzie Invitational (1st place)	Meadow Club (CA)
2.	-20	196	Frederick Wedel	fall 2014	Warrior Princeville Makai Inv. (1st place)	Princeville Makai GC (HI)
3.	-19	197	Joe Highsmith	fall 2021	Golf Club of Georgia Collegiate (1st place)	GC of Georgia (GA)
4.	-16	197	Frederick Wedel	fall 2015	Alister MacKenzie Invitational (T-2nd place)	Meadow Club (CA)
	-16	197	Sahith Theegala	fall 2019	Alister MacKenzie Invitational (1st place)	Meadow Club (CA)
6.	-15	201	Andrew Putnam	fall 2007	Turtle Bay Intercollegiate (T-3rd place)	Turtle Bay Resort GC (HI)
7.	-14	196	Josh Anderson	spring 2012	NCAA West Regional (1st place)	Stanford GC (CA)
	-14	202	Clay Feagler	spring 2018	WCC Championships (1st place)	Carlton Oaks GC (CA)
	-14	202	Derek Hitchner	spring 2020	Prestige Individual (2nd place)	Coral Mountain GC (CA)
	-14	196	Joshua McCarthy	fall 2020	Pasadera Collegiate Invitational (1st place)	Club at Pasadera (CA)
	-14	196	Dylan Menante	fall 2020	Pasadera Collegiate Invitational (2nd place)	Club at Pasadera (CA)
	-14	202	Dylan Menante	spring 2021	Augusta Haskins Award Inv. (2nd place)	Forest Hills GC (GA)
	-14	199	Dylan Menante	spring 2022	Valspar Collegiate Invitational (1st place)	Floridian National GC (FL)

INDIVIDUAL RECORDS — FRESHMEN

SCORING AVERAGE

1.	69.96	William Mouw (2019-20)	1,679 strokes in 24 rounds
2.	70.95	Dylan Menante (2019-20)	1,490 strokes in 21 rounds
3.	71.06	Sahith Theegala (2015-16)	2,274 strokes in 32 rounds
4.	72.08	Joe Highsmith (2018-19)	2,883 strokes in 40 rounds
5.	72.54	Roy Cootes (2015-16)	2,829 strokes in 39 rounds
6.	72.70	Clay Feagler (2016-17)	2,690 strokes in 37 rounds
7.	72.84	Joshua McCarthy (2016-17)	3,132 strokes in 43 rounds
8.	73.07	Andrew Putnam (2007-08)	1,973 strokes in 27 rounds
9.	73.09	Michael Beard (1998-99)	2,558 strokes in 35 rounds
10.	73.36	Josh Anderson (2008-09, RS)	2,861 strokes in 39 rounds

(minimum 20 rounds played to qualify)

ROUNDS PLAYED

1.	43	Joshua McCarthy (2016-17)
2.	42	Anthony Cecere (2014-15)
3.	40	Joe Highsmith (2018-19)
4.	39	Josh Anderson (2008-09, RS)
	39	Roy Cootes (2015-16)

BELOW-PAR ROUNDS

1.	17	Sahith Theegala (2015-16)
	17	William Mouw (2019-20)
3.	16	Joe Highsmith (2018-19)
4.	15	Roy Cootes (2015-16)
5.	13	Joshua McCarthy (2016-17)

TOP 10 FINISHES

1.	5	William Mouw (2019-20)
2.	4	Jason Allred (1998-99)
	4	Michael Beard (1998-99)
	4	Andrew Putnam (2007-08)
	4	Josh Anderson (2008-09, RS)
	4	Joe Highsmith (2018-19)

TOP 20 FINISHES

1.	8	Josh Anderson (2008-09, RS)
	8	Joshua McCarthy (2016-17)
3.	7	Michael Beard (1998-99)
	7	Andrew Putnam (2007-08)
	7	Sahith Theegala (2015-16)
	7	Joe Highsmith (2018-19)

BEST 18-HOLE SCORE

1.	-9 63	Andrew Putnam (2007 Turtle Bay Intercollegiate)
2.	-8 64	Roy Cootes (2015 Warrior Princeville Makai Inv.)
	-8 64	William Mouw (2020 Amer Ari Invitational)
4.	-7 65	Dylan Menante (2020 Amer Ari Invitational)
5.	-6 66	Colin Wilcox (2005 WCC Championships)
	-6 66	Michael Baird (2005 Waikoloa Intercollegiate)
	-6 66	Carl Smith (2007 NCAA West Regional)
	-6 66	Anthony Cecere (2014 Bill Cullum Invitational)
	-6 65	Roy Cootes (2015 Alister MacKenzie Inv.)
	-6 66	Sahith Theegala (2015 Bill Cullum Invitational)
	-6 65	Joe Highsmith (2018 Alister MacKenzie Inv.)

BEST 54-HOLE SCORE

1.	-15 201	Andrew Putnam (2007 Turtle Bay Intercollegiate)
2.	-13 203	William Mouw (2020 Amer Ari Invitational)
3.	-11 202	William Mouw (2019 Alister MacKenzie Inv.)
4.	-10 203	Roy Cootes (2015 Alister MacKenzie Inv.)
	-10 200	Caden Fioroni (2020 Pasadera Collegiate Inv.)

BEST FINISH — WCC CHAMPIONSHIPS

1.	1st	Randy Creighton (2001)
2.	2nd	Michael Walton (1994)
3.	3rd	Michael Beard (1999)
	T-3rd	Todd Andrews (1991)
5.	5th	Colin Wilcox (2005)
	T-5th	Brian O'Flaherty (2002)
	T-5th	Jason Allred (1999)

BEST FINISH — NCAA REGIONAL

1.	4th	Joe Highsmith (2019)
2.	T-5th	Josh Anderson (2009, RS)
3.	T-11th	Parker Page (2011)
4.	T-12th	Joshua McCarthy (2017)
5.	T-18th	Sahith Theegala (2016)

YEARLY INDIVIDUAL LEADERS

YEAR	TOP SCORER	TOP 20 FINISHES	TOP 10 FINISHES	BELOW-PAR ROUNDS	FINAL GOLF WEEK/SAGARIN RANKING
1983-84	(80.22) Kurt Schuette	—	—	—	—
1984-85	(78.54) Kurt Schuette	—	—	—	—
1985-86	(78.52) Kevin McLaughlin	—	—	—	—
1986-87	(74.00) Jim Johnson	(6) Jim Johnson	(6) Jim Johnson	—	—
1987-88	(75.17) Jim Johnson	(7) Jim Johnson	(6) Jim Johnson	—	—
1988-89	(75.25) Dean Kobane	(3) Dean Kobane	(3) Dean Kobane	—	—
1989-90	(74.70) John Geiberger	(4) John Geiberger	(3) John Geiberger	—	—
1990-91	(75.04) Todd Andrews	(4) Todd Andrews	(3) Todd Andrews	—	—
1991-92	(73.15) Todd Andrews	(8) Todd Andrews	(6) Todd Andrews	—	—
1992-93	(74.52) Lars Herne	(8) Jeff Gove	(4) Gove/Herne	—	—
1993-94	(72.59) Kevin Marsh	(10) Kevin Marsh	(6) Andrews/Marsh	(12) Kevin Marsh	—
1994-95	(73.67) Michael Walton	(8) Michael Walton	(6) Michael Walton	(8) Michael Walton	—
1995-96	(73.73) Michael Walton	(8) Michael Walton	(6) Michael Walton	(8) Michael Walton	—
1996-97	(73.21) Jason Gore	(13) Jason Gore	(8) Gore/Walton	(11) Gore/Walton	—
1997-98	(73.73) Andy Walker	(3) Andy Walker	(1) several	(5) Andy Walker	—
1998-99	(73.09) Michael Beard	(7) Michael Beard	(4) Allred/Beard	(10) Michael Beard	—
1999-00	(73.05) Michael Beard	(8) Michael Beard	(6) Michael Beard	(12) Michael Beard	(#82) Michael Beard
2000-01	(72.77) Michael Beard	(8) Michael Beard	(6) Michael Beard	(18) Michael Beard	(#72) Jason Allred
2001-02	(72.07) Michael Beard	(9) Jason Allred	(6) Michael Beard	(15) Allred/Beard	(#36) Michael Beard
2002-03	(71.86) Michael Putnam	(10) Michael Putnam	(3) Elliott/O'Flaherty/Putnam	(17) Michael Putnam	(#40) Michael Putnam
2003-04	(71.00) Michael Putnam	(12) Michael Putnam	(9) Michael Putnam	(24) Michael Putnam	(#20) Michael Putnam
2004-05	(70.58) Michael Putnam	(13) Michael Putnam	(10) Michael Putnam	(23) Michael Putnam	(#9) Michael Putnam
2005-06	(72.23) Alex Coe	(9) Alex Coe	(6) Alex Coe	(15) Alex Coe	(#40) Alex Coe
2006-07	(73.16) Eric Shriver	(5) Mason/Shriver	(3) Eric Shriver	(9) Barnsley/Shriver	—
2007-08	(73.07) Andrew Putnam	(8) Jesse Barnsley	(4) Andrew Putnam	(8) Eric Shriver*	(#27) Andrew Putnam
2008-09	(72.74) Andrew Putnam	(13) Andrew Putnam	(7) Andrew Putnam	(16) Andrew Putnam	(#51) Andrew Putnam
2009-10	(72.59) Andrew Putnam	(8) Andrew Putnam	(5) Andrew Putnam	(14) Andrew Putnam	(#71) Andrew Putnam
2010-11	(72.03) Andrew Putnam	(8) Anderson/A. Putnam	(6) Josh Anderson	(15) Andrew Putnam	(#35) Andrew Putnam
2011-12	(71.31) Josh Anderson	(11) Josh Anderson	(8) Josh Anderson	(17) Josh Anderson	(#44) Josh Anderson
2012-13	(73.96) Jeremy Sanders	(3) Jeremy Sanders	(2) Frederick Wedel	(4) Sanders/Wedel	—
2013-14	(73.03) Jeremy Sanders	(6) Frederick Wedel	(4) Frederick Wedel	(11) Frederick Wedel	—
2014-15	(72.52) Frederick Wedel	(6) Kevin DeHuff	(3) DeHuff/Wedel	(12) Frederick Wedel	—
2015-16	(71.00) Frederick Wedel	(8) Frederick Wedel	(5) Frederick Wedel	(19) Frederick Wedel	(#86) Frederick Wedel
2016-17	(70.95) Sahith Theegala	(12) Sahith Theegala	(6) Roy Cootes	(21) Sahith Theegala	(#33) Sahith Theegala
2017-18	(70.86) Sahith Theegala	(9) McCarthy/Theegala	(6) McCarthy/Theegala	(19) Sahith Theegala	(#25) Sahith Theegala
2018-19	(71.50) Clay Feagler	(8) Joshua McCarthy	(6) Joshua McCarthy	(17) Joshua McCarthy	(#54) Clay Feagler
2019-20	(69.04) Sahith Theegala	(8) Sahith Theegala	(6) Sahith Theegala	(17) Mouw/Theegala	(#1) Sahith Theegala
2020-21	(70.11) Joey Vrzich	(9) Dylan Menante	(7) Joe Highsmith	(18) Highsmith/Menante	(#20) Joey Vrzich
2021-22	(71.20) Dylan Menante	(7) four players tied	(6) Highsmith/Mouw	(20) Derek Hitchner	(#39) Dylan Menante
2022-23	(70.74) Hitchner/Mouw	(10) Sam Choi	(6) William Mouw	(18) William Mouw	(#14) Derek Hitchner

* statistics later vacated

ALL-TIME ROSTER

Name	Years	Hometown (Previous School)	Career Rds/Avg
Adler, Andreas	2011, 12	Parkview, Hong Kong (Hills Intl College)	6 / 82.50
Allred, Jason	1999, 00, 01, 02	Ashland, Ore. (Ashland HS)	156 / 73.11
Anderson, Josh	2008, 09, 10, 11, 12	Murrieta, Calif. (Murrieta Valley HS)	152 / 72.66
Anderson, Tal	1986	Tempe, Ariz. (McClintock HS)	
Andrews, Todd	1991, 92, 93, 94	Solana Beach, Calif. (Torrey Pines HS)	128 / 74.09
Armendariz, Gabe	1988		7 / 82.57
Baird, Michael	2004, 05, 06	Castle Rock, Colo. (Douglas County HS)	72 / 74.50
Barnsley, Jesse	2005, 06, 07, 08	Albuquerque, N.M. (Albuquerque Academy)	117 / 74.29
Bayless, Regan	1986, 87, 88	Woodland Hills, Calif. (UCLA)	
Beard, Michael	1999, 00, 01, 02	Palm Desert, Calif. (Palm Desert HS)	162 / 72.72
Brown, Mitchell	1998, 99, 00, 01	Woodland Hills, Calif. (Univ. of the Pacific)	12 / 79.50
Browne, Olin	2007, 08, 09, 10	Tequesta, Fla. (Benjamin School)	12 / 80.08
Capo, Chris	2011	Woodland Hills, Calif. (Crespi Carmelite HS)	6 / 76.83
Cecere, Anthony	2015, 16, 17, 18	Palos Verdes Estates, Calif. (St. Margaret's HS)	92 / 74.89
Chapman, Rob	1989	Running Springs, Calif.	2 / 85.00
Choi, Sam	2023	Anaheim, Calif. (Anaheim Discovery Christian School)	38 / 70.97
Coe, Alex	2003, 04, 05, 06	La Quinta, Calif. (Monte Vista HS)	125 / 73.78
Cook, Jason	2005	Windermere, Fla. (Lake Island Prep)	0 / 00.00
Cootes, Roy	2016, 17, 18, 19	Rolling Hills, Calif. (Palos Verdes HS)	133 / 73.35
Craig, Kelly	1998, 99, 00, 01, 02	Orange, Calif. (Santa Margarita HS)	92 / 75.41
Creighton, Randy	2001, 02, 03, 04	Henderson, Nev. (Durango HS)	157 / 73.59
Danielson, Paul	1998, 99	Tucson, Ariz. (Monterey Peninsula CC)	6 / 77.67
Davison, Cameron	2013, 14	Duncan, B.C., Canada (Duncan Christian HS)	15 / 80.27
DeHuff, Kevin	2012, 13, 14, 15	Coto de Caza, Calif. (Santa Margarita Catholic HS)	126 / 74.22
Diprima, Michael	2001, 02, 03, 04	Marietta, Ga. (Woodward Academy)	0 / 00.00
Eden, Kevin	1988, 89, 90	Granada Hills, Calif. (L.A. Baptist HS)	71 / 76.99
Elliott, Chris	2003, 04, 05, 06	Plano, Texas (Plano East HS)	77 / 75.00
Engel, Scott	1995	San Jose, Calif. (Leland HS)	0 / 00.00
Epson, Hunter	2017, 18	Long Beach, Calif. (Wilson HS)	30 / 74.93
Evans, Neil	2012	Phoenix, Ariz. (Scottsdale Christian Academy)	4 / 80.75
Farley, Jeff	1996, 97	Huntington Beach, Calif. (Huntington Beach HS)	0 / 00.00
Feagler, Clay	2017, 18, 19, 20, 21	Laguna Niguel, Calif. (Dana Hills HS)	164 / 71.70
Fern, David	2002, 03	Spokane, Wash. (Mead HS)	12 / 75.83
Findel, Ben	1990	La Canada, Calif. (La Canada HS)	0 / 00.00
Fioroni, Caden	2021	San Diego, Calif. (Torrey Pines HS)	6 / 73.17
Forss, Alex	2011, 12	Temecula, Calif. (Great Oak HS)	30 / 77.57
Fung, Derek	1989	Peak, Hong Kong	0 / 00.00
Gaskins, John	1984		
Gavelstad, Christer	1991, 92	Hoor, Sweden (New Mexico JC)	41 / 77.71
Geibel, Robbie	2016, 17	Pembroke Pines, Fla. (Louisville)	75 / 74.24
Geiberger, John	1989, 90, 91	Santa Barbara, Calif. (College of the Desert)	76 / 75.87
Gifford, Luke	2023	Boca Raton, Fla. (HEED)	38 / 72.21
Gore, Jason	1996, 97	Valencia, Calif. (College of the Canyons)	74 / 73.80
Gove, Jeff	1990, 91, 92, 93	Seattle, Wash. (Inglemoor HS)	120 / 75.83
Gretzky, Tristan	2020	Westlake Village, Calif. (Oaks Christian HS)	0 / 00.00
Gyotoku, Tak	1989, 90	Corona del Mar, Calif. (Seikei HS)	6 / 77.67
Harwood, David	1990, 91, 92	Corona del Mar, Calif. (Saddleback CC)	21 / 79.86
Heirich, Fritz	1984		
Herne, Lars	1992, 93	Kalmar, Sweden (Arizona State Univ.)	59 / 74.15
Highsmith, Joe	2019, 20, 21, 22	Lakewood, Wash. (Bellarmine Preparatory School)	139 / 71.45
Hitchner, Derek	2019, 20, 21, 22, 23	Minneapolis, Minn. (Blake School)	138 / 71.49
Howard, Reed	2006	Greenwich, Conn. (Heritage Academy)	0 / 00.00
Hunt, Randall	1998, 99, 00, 01	Paramount, Calif. (Valley Christian HS)	13 / 79.77
Hurlbut, Phil	1985, 86, 87	Calabasas, Calif. (Crespi HS)	

ALL-TIME ROSTER

Name	Years	Hometown (Previous School)	Career Rds/Avg
Jackson, Pat	1986	Hollister, Calif. (San Jose City College)	
Jacobson, Bob	1990	Pasadena, Calif. (UNLV)	24 / 75.00
Johnson, Jim	1987, 88	Woodland Hills, Calif. (UCLA)	56 / 74.63
Kang, Robin	2014, 15, 16, 17	Rancho Palos Verdes, Calif. (South Torrance HS)	61 / 75.82
Karle, Austyn	2008, 09, 10, 11	Scottsdale, Ariz. (Notre Dame Prep)	77 / 76.08
Khanna, Arvind	1988		6 / 77.17
Knabe, Matt	1995, 96	Cerritos, Calif. (Cerritos HS)	9 / 81.11
Kobane, Dean	1988, 89	Livonia, Mich.	44 / 76.20
Kraft, Paul	1986	Laguna Niguel, Calif. (Saddleback CC)	
Lee, Gavin	1990, 91, 92	Santa Barbara, Calif. (Santa Barbara CC)	14 / 77.71
Luque, Skye	1995	Fairfield, Conn. (Fork Union Military Academy)	0 / 00.00
Mac Arthur, Johnny	2009, 10, 11, 12, 13	Newhall, Calif. (Hart HS)	102 / 74.63
Madson, Mark	1993, 94, 95, 96, 97	Kailua-Kona, Hawaii (Hawaii Prep. Academy)	85 / 77.16
Magagnin, Lorenzo	2016	Treviso, Italy (Collegio Vescovile Pio X)	21 / 75.19
Manke, RJ	2018, 19, 20, 21	Lakewood, Wash. (Bellarmino Preparatory School)	99 / 72.66
Mankoff, Ian	2014, 15	Lake Forest, Ill. (Lake Forest HS)	15 / 78.60
Marsh, Kevin	1992, 93, 94, 95, 96	Goleta, Calif. (Dos Pueblos HS)	132 / 74.46
Mason, Shane	2007, 08, 09, 10	San Diego, Calif. (St. Augustine HS)	118 / 74.83
Maspat, Ian	2022, 23	San Diego, Calif. (Scripps Ranch HS)	38 / 73.76
Massey, Scott	1984, 85		
Mazario, Jorge	2007, 08, 09, 10	Madrid, Spain (Veritas HS)	13 / 77.00
Mazur, Marc	1993, 94	Hanover, Germany (Salem HS)	32 / 75.66
McCarthy, Joshua	2017, 18, 19, 20, 21	Danville, Calif. (De La Salle HS)	160 / 71.91
McLaughlin, Kevin	1986, 87	Mission Viejo, Calif. (Saddleback CC)	—
McManus, Cody	2013, 14, 15, 16, 17	Phoenix, Ariz. (Desert Vista HS)	93 / 74.35
Menante, Dylan	2020, 21, 22	Carlsbad, Calif. (Sage Creek HS)	97 / 70.98
Meyer, Paul	1993, 94, 95, 96, 97	Burnsville, Minn. (Burnsville HS)	96 / 77.24
Mitten, Fred	1988	—	6 / 78.67
Mooney, Carson	1992, 93, 94, 95, 96	Boise, Idaho (Boise HS)	122 / 74.72
Morris, Andrew	2013	Cape Town, South Africa (Rondebosch Boys HS)	6 / 78.67
Morris, Rob	1989	Edina, Minn.	0 / 00.00
Mouw, William	2020, 21, 22, 23	Chino, Calif. (Ontario Christian HS)	138 / 71.00
Murphy, Austin	2018, 19, 20, 21	Morgan Hill, Calif. (Bellarmino College Preparatory)	59 / 73.46
Murphy, Mike	1988, 89, 90, 91	Westlake Village, Calif. (USC)	67 / 78.00
Mushkin, Mark	1985		
Nam, Connor	2015	Scottsdale, Ariz. (Chaparral HS)	6 / 79.83
Nasser, Jordan	2004	Anaheim Hills, Calif. (Servite HS)	10 / 75.40
Nieves, Roberto	2023	Miami, Fla. (Christopher Columbus HS)	28 / 74.04
O'Flaherty, Brian	2002, 03, 04, 05	Westlake Village, Calif. (Westlake HS)	150 / 73.64
Ohlmeyer, Todd	1994, 95, 96, 97	New Canaan, Conn. (New Canaan HS)	30 / 79.90
O'Neal, Sean	1993, 94	Rancho Santa Fe, Calif. (La Jolla Country Day HS)	6 / 80.33
Oslance, Drew	2018, 19	Poway, Calif. (Poway HS)	3 / 80.67
Page, Parker	2011, 12, 13, 14	Louisville, Ky. (Ballard HS)	102 / 75.32
Payne, Brad	1989, 90, 91	Greensboro, N.C. (Cabrillo HS)	91 / 75.86
Pelekoudas, David	2014, 15, 16	Irvine, Calif. (Orange Coast CC)	36 / 76.81
Porzak, Adam	2006	Poway, Calif. (Poway HS)	21 / 75.00
Putnam, Andrew	2008, 09, 10, 11	University Place, Wash. (Life Christian Academy)	147 / 72.57
Putnam, Michael	2002, 03, 04, 05	Tacoma, Wash. (Life Christian Academy)	160 / 71.61
Roberts, Caston	2012, 13	Gilbert, Ariz. (Gilbert Christian HS)	32 / 77.25
Rodger, Alex	1998, 99, 00, 01	Redlands, Calif. (Redlands HS)	119 / 75.01
Rodger, Bobby	1998, 99, 00, 01	Redlands, Calif. (Redlands HS)	120 / 75.37
Romano, Pete	1985, 86, 87	Slinger, Wis. (Marquette HS)	

ALL-TIME ROSTER

Name	Years	Hometown (Previous School)	Career Rds/Avg
Sanders, Jeremy	2013, 14	Chatsworth, Calif. (Univ. of Redlands)	60 / 73.45
Savarino, Joe	1990, 91	Ann Arbor, Mich. (Pioneer HS)	3 / 80.00
Saxvik, Eric	1990	Burley, Idaho (Burley HS)	3 / 83.00
Schaeffer, Jim	1984, 85	Los Angeles, Calif.	
Schuette, Kurt	1984, 85	Santa Barbara, Calif.	
Shackelford, Geoff	1992, 93, 94	Pacific Palisades, Calif. (UC Santa Barbara)	25 / 78.36
Shriver, Eric	2007, 08	Cary, N.C. (Univ. of Arkansas)	72 / 74.32*
Siravo, Brady	2023	Sacramento, Calif. (Jesuit HS)	20 / 74.80
Smith, Byron	2000, 01	Rancho Mirage, Calif. (Rancho Mirage HS)	0 / 00.00
Smith, Carl	2006, 07, 08, 09, 10	Laguna Beach, Calif. (Santa Margarita HS)	129 / 74.94
Spokes, Will	1994	Saline, Mich. (Saline HS)	0 / 00.00
Sporrong, Lane	1985, 86, 87, 88	Redlands, Calif. (Redlands HS)	
Stites, Brandon	2013	Fresno, Calif. (Bullard HS)	0 / 00.00
Taylor, Darren	1985, 86	Calabasas, Calif. (Pierce CC)	
Theegala, Sahith	2016, 17, 18, 19, 20	Chino Hills, Calif. (Diamond Bar HS)	134 / 70.61
Thomas, Nick	2013, 14	Westlake Village, Calif. (California)	39 / 75.26
Trevisan, Roger	1989	Farmington Hills, Mich.	11 / 78.00
Tripp, Dustin	1995, 96	Missoula, Mont. (Big Sky HS)	3 / 83.67
Van Alstyne, Steve	1989, 90, 91, 92	Bakersfield, Calif. (Garces Memorial HS)	55 / 76.73
Vivolo, Chad	2007, 08, 09	Carmel, Calif. (Robert Louis Stevenson HS)	32 / 74.97
Vrzych, Joey	2020, 21, 22	El Cajon, Calif. (Nevada)	84 / 71.07
Wahlen, John	1989	Visalia, Calif.	2 / 80.50
Walker, Andy	1996, 97, 98	Phoenix, Ariz. (Scottsdale CC)	94 / 74.86
Walton, Michael	1994, 95, 96, 97	Palm Desert, Calif. (Palm Desert HS)	148 / 73.65
Wedel, Frederick	2013, 14, 15, 16	The Woodlands, Texas (The Woodlands HS)	140 / 72.69
White, Brandon	1999, 00, 01, 02, 03	Greeley, Colo. (Greeley Central HS)	98 / 75.77
Whiteley, Charles	1997, 98, 99, 00	Long Beach, Calif. (Millikan HS)	70 / 76.09
Widmar, Andrew	2007, 08, 09, 10, 11	El Paso, Texas (Cathedral HS)	89 / 75.12
Wilcox, Colin	2005, 06, 07, 08	Camarillo, Calif. (Camarillo HS)	129 / 74.77
Williams, Mike	1984, 85		
Wood, J.J.	2003, 04, 05, 06	Yuma, Ariz. (Yuma HS)	54 / 74.39
Yoshinaga, Hide	1995, 96, 97, 98	Tamuning, Guam (St. Joseph's HS)	3 / 83.33
Zambri, Mike	1988		12 / 77.42

(Note: All student-athletes who appear on rosters beginning with the 1983-84 season are listed here.)

(* = statistics from 2007-08 season were later vacated)

PEPPERDINE IN THE PROS

PGA TOUR CARDS

Jason Allred — 2005, 2008
 Jason Gore — 2001, 2003, 2006, 2007, 2008, 2009, 2015, 2016, 2017
 Jeff Gove — 2000, 2002, 2006, 2007, 2008, 2010, 2013
 Andrew Putnam — 2015, 2018, 2019, 2020, 2021, 2022, 2023
 Michael Putnam — 2007, 2011, 2014, 2015, 2016, 2017
 Byron Smith — 2015
 Sahith Theegala — 2022, 2023

Note: Jason Gore won the 2005 84 Lumber Classic on the PGA Tour ... Andrew Putnam won the 2018 Barracuda Championship on the PGA Tour.

KORN FERRY TOUR

Jason Allred — 2006, 2007, 2012, 2013, 2014, 2015, 2016
 Josh Anderson — 2014
 Michael Beard — 2004
 Alex Coe — 2012
 Clay Feagler — 2022, 2023
 Jason Gore — 1998, 1999, 2000, 2002, 2004, 2005, 2010, 2011, 2012, 2013, 2014, 2018
 Jeff Gove — 1994, 1995, 1996, 1997, 1998, 1999, 2001, 2003, 2004, 2005, 2009, 2011, 2012, 2014, 2015, 2016, 2017
 Joe Highsmith — 2023
 RJ Manke — 2022
 William Mouw — 2023
 Andrew Putnam — 2013, 2014, 2016, 2017
 Michael Putnam — 2006, 2008, 2009, 2010, 2012, 2013, 2018
 Byron Smith — 2013, 2014, 2016, 2017
 Michael Walton — 1998
 Fred Wedel — 2023

Note: Michael Putnam was named the 2013 Web.com Player of the Year.

APPEARANCES IN MAJORS

The Masters

Kevin Marsh — *2006
 Andrew Putnam — 2020
 Sahith Theegala — 2023

U.S. Open

Jason Allred — 2006, 2010 (T-47th), 2015, 2016
 Alex Coe — 2006
 Roy Cootes — 2021
 Jason Gore — 1998, 2005 (T-49th), 2008, 2010 (T-47th)
 Jeff Gove — 2004
 Joe Highsmith — *2021
 William Mouw — *2022
 Andrew Putnam — *2010, 2019 (T-43rd), 2020, 2022 (T-31st), 2023 (T-43rd)
 Michael Putnam — 2005, 2007 (T-55th), 2011 (T-45th), 2015, 2017 (T-35th), 2018
 Sahith Theegala — *2017, 2021, 2023 (T-27th)

British Open

Jason Allred — 2005
 Andrew Putnam — 2019 (T-32nd), 2023 (T-55th)
 Michael Putnam — 2007
 Sahith Theegala — 2022 (T-34th), 2023

PGA Championship

Jason Gore — 2006 (T-62nd)
 Andrew Putnam — 2018 (T-59th), 2019 (T-78th), 2020, 2023
 J.J. Wood — 2017
 Sahith Theegala — 2023 (T-40th)


* played in the event as an amateur



JASON ALLRED



JASON GORE



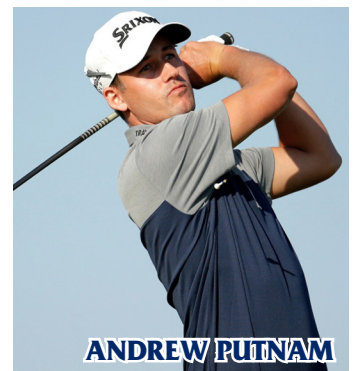
MICHAEL PUTNAM



BYRON SMITH



JEFF GOVE



ANDREW PUTNAM

TOURNAMENT MEDALISTS

INDIVIDUAL

Year	Medalist	Tournament	Course	Score	Margin
1988-89	Mike Murphy	San Diego Invitational		— 147	1
	Dean Kobane	WCC Championships	Heron Lakes GC (OR)	-1 215	9
1991-92	Lars Herne	Stanford Invitational		-3 210	1
	Todd Andrews	USF Invitational		+1 214	2
	Lars Herne**	San Diego Invitational		+6 219	—
	Steve Van Alstyne	WCC Championships	Torrey Pines GC (CA)	-6 210	3
1993-94	Kevin Marsh	Stanford Shootout		-6 207	2
	Kevin Marsh	San Diego State Invitational		-3 213	3
	Carson Mooney	BYU Cougar Classic		-4 212	1
1994-95	Kevin Marsh	Robertson Homes Invitational	Stockton CC (CA)	-4 209	1
	Michael Walton	USC Southwestern Invitational	North Ranch CC (CA)	+3 216	3
	Kevin Marsh	WCC Championships	Fort Ord Bayonet GC (CA)	+4 220	6
1995-96	Michael Walton	WCC Championships	Fort Ord Bayonet GC (CA)	-2 142	5
1996-97	Jason Gore	USC Southwestern Invitational	North Ranch CC (CA)	-6 207	1
	Andy Walker	WCC Championships	Fort Ord Bayonet GC (CA)	+2 218	4
1998-99	Kelly Craig	WCC Championships	Hunter Ranch GC (CA)	-5 211	1
	Michael Beard**	Stanford U.S. Intercollegiate	Stanford GC (CA)	-7 206	—
1999-00	Jason Allred	Western Intercollegiate	Pasatiempo GC (CA)	-11 199	8
	Michael Beard	NCAA West Regional	Riverbend GC (CA)	-12 204	4
2000-01	Randy Creighton	WCC Championships	Windsor GC (CA)	-3 213	2
2001-02	Jason Allred	The Club Glove Intercollegiate	Saticoy CC (CA)	E 216	2
	Michael Beard	WCC Championships	Riverbend GC (CA)	-10 206	4
2002-03	Michael Putnam	WCC Championships	Riverbend GC (CA)	-13 203	7
2003-04	Michael Putnam**	The Club Glove Intercollegiate	Saticoy CC (CA)	-1 215	—
	Alex Coe	General Jim Hackler Invitational	TPC of Myrtle Beach (SC)	-3 213	1
2004-05	Michael Putnam*	Oregon Duck Invitational	Eugene CC (OR)	-8 208	—
2005-06	Alex Coe	General Jim Hackler Invitational	TPC of Myrtle Beach (SC)	-6 210	1
2007-08	Jesse Barnsley	William H. Tucker Intercollegiate	UNM Championship GC (NM)	-12 204	8
2009-10	Josh Anderson*	General Jim Hackler Invitational	TPC of Myrtle Beach (SC)	-1 215	—
2010-11	Josh Anderson	Husky Invitational	Washington National GC (WA)	-10 206	4
	Andrew Putnam*	William H. Tucker Intercollegiate	UNM Championship GC (NM)	-4 212	—
	Andrew Putnam	Arizona Intercollegiate	Arizona National GC (AZ)	-7 206	2
	Parker Page*	Folino Invitational	Industry Hills GC (CA)	-1 215	—
2011-12	Josh Anderson	NCAA West Regional	Stanford GC (CA)	-14 196	2
	Frederick Wedel	Warrior Princeville Makai Invitational	Makai GC (HI)	-20 196	3
2014-15	Cody McManus	WCC Championships	Saticoy CC (CA)	+4 220	1
	Sahith Theegala	Southwestern Invitational	North Ranch CC (CA)	-10 206	1
2016-17	Sahith Theegala	Waves Challenge	Saticoy CC (CA)	-11 205	16
2017-18	Clay Feagler	The Prestige at PGA West	Greg Norman at PGA West (CA)	-7 135	1
	Clay Feagler	WCC Championships	Carlton Oaks GC (CA)	-14 202	8
	RJ Manke	Alister MacKenzie Invitational	Meadow Club (CA)	-21 192	4
2018-19	Clay Feagler*	Royal Oaks Intercollegiate	Maridoe GC (TX)	-4 206	—
	RJ Manke**	WCC Championships	Reserve at Spanos Park (CA)	-6 210	—
	Sahith Theegala	Alister MacKenzie Invitational	Meadow Club (CA)	-16 197	1
2019-20	Sahith Theegala	Southwestern Invitational	North Ranch CC (CA)	-12 204	1
	William Mouw**	Amer Ari Invitational	Waikoloa Kings GC (HI)	-13 203	—
	Joshua McCarthy**	Pasadera Collegiate Invitational	Club at Pasadera (CA)	-14 196	—
	Joshua McCarthy	Rustic Collegiate Classic	Rustic Canyon GC (CA)	-7 206	3
2020-21	Joe Highsmith**	Western Intercollegiate	Pasatiempo GC (CA)	-5 205	—
	Clay Feagler**	WCC Championships	Reflection Bay GC (NV)	-11 205	—
	Joe Highsmith	Golf Club of Georgia Collegiate	GC of Georgia (GA)	-19 197	4
	Ian Maspat	The Prestige Individual	Coral Mountain GC (CA)	-6 210	5
2021-22	Dylan Menante	Valspar Collegiate Invitational	Floridian National GC (FL)	-14 199	1
	Dylan Menante	Western Intercollegiate	Pasatiempo GC (CA)	-1 209	3
	Joe Highsmith	NCAA Bryan Regional	Traditions Club (TX)	-6 210	1
	Derek Hitchner	Western Intercollegiate	Pasatiempo GC (CA)	-7 203	1

** won in a playoff

* co-medalist

(since the 1988-89 season)

TOURNAMENT MEDALISTS

Co-medalists who lost in a playoff:

Year	Medalist	Tournament	Course	Score
2000-01	Michael Beard	The Prestige	Desert Willow GC (CA)	-6 210
2004-05	Michael Putnam	NCAA Championships	Caves Valley GC (MD)	-4 276
2020-21	Dylan Menante	Pasadera Collegiate Invitational	Club at Pasadera (CA)	-14 196
	Derek Hitchner	The Prestige Individual	Coral Mountain GC (CA)	-12 204
	Dylan Menante	Augusta Haskins Award Invitational	Forest Hills GC (GA)	-14 202
	Dylan Menante	WCC Championships	Reflection Bay GC (NV)	-11 205

Career victories:

1. 4 Jim Johnson (1987-88)
- 4 Kevin Marsh (1993-96)
- 4 Sahith Theegala (2016-20)
- 4 Clay Feagler (2017-21)
5. 3 Michael Beard (1999-02)
- 3 Michael Putnam (2002-05)
- 3 Josh Anderson (2009-12)
- 3 Joe Highsmith (2019-22)

TOURNAMENT CHAMPIONS

TEAM

Year	Tournament	Course	Score	Margin
1988-89	West Coast Conference Championships	Heron Lakes GC (OR)	892	18
1989-90	Boise State Invitational		883	14
1990-91	West Coast Conference Championships	Heron Lakes GC (OR)	+18 882	15
1991-92	UC San Diego SoCal Intercollegiate		+31 607	2
	West Coast Conference Championships	Torrey Pines GC (CA)	+18 882	15
1992-93	UCLA Pioneer Electronics Desert Classic*		922	—
1993-94	Robertson Homes Invitational		+19 871	8
	West Coast Conference Championships	Fort Ord Bayonet GC (CA)	+37 901	13
1994-95	Robertson Homes Invitational	Stockton CC (CA)	+3 855	4
	West Coast Conference Championships	Fort Ord Bayonet GC (CA)	+53 917	15
1995-96	San Francisco Invitational	The Olympic Club (CA)	+31 883	9
	Pacific Coast Intercollegiate	Sandpiper GC (CA)	+5 869	5
	West Coast Conference Championships	Fort Ord Bayonet GC (CA)	+12 588	2
1996-97	West Coast Conference Championships	Fort Ord Bayonet GC (CA)	+27 891	17
	NCAA Championships	Conway Farms GC (IL)	+12 1,148	3
1998-99	West Coast Conference Championships	Hunter Ranch GC (CA)	E 864	28
1999-00	West Coast Conference Championships	Windsor GC (CA)	+3 867	21
2000-01	Husky Invitational	Trophy Lake GC (WA)	+23 1,103	5
	West Coast Conference Championships	Windsor GC (CA)	-2 862	26
2001-02	The Club Glove Intercollegiate	Saticoy CC (CA)	+10 874	17
	West Coast Conference Championships	Riverbend GC (CA)	-4 860	33
2002-03	West Coast Conference Championships	Riverbend GC (CA)	-6 858	5
2003-04	The Club Glove Intercollegiate	Saticoy CC (CA)	+7 871	11
	General Jim Hackler Intercollegiate	TPC of Myrtle Beach (SC)	+6 870	6
	West Coast Conference Championships	Riverbend GC (CA)	+4 868	2
2004-05	The Club Glove Intercollegiate	Saticoy CC (CA)	E 864	7
	West Coast Conference Championships	Saddle Creek GC (CA)	-18 846	14
2005-06	USC Ashworth Invitational	North Ranch CC (CA)	+9 861	9
2006-07	West Coast Conference Championships	La Purisima GC (CA)	+29 893	5
2007-08	William H. Tucker Intercollegiate	UNM Championship GC (NM)	E 864	4
	The Club Glove Intercollegiate	Saticoy CC (CA)	+41 905	10
2008-09	Arizona Intercollegiate	Arizona National GC (AZ)	+3 855	3
2009-10	West Coast Conference Championships	Hiddenbrooke GC (CA)	+23 887	5
2010-11	Husky Invitational	Washington National GC (WA)	-17 847	7
2014-15	West Coast Conference Championships	Saticoy CC (CA)	+46 910	3
2016-17	Southwestern Invitational	North Ranch CC (CA)	-21 843	16
2017-18	Waves Challenge	Saticoy CC (CA)	+13 877	37
	West Coast Conference Championships	Carlton Oaks GC (CA)	-26 838	25
2018-19	Alister MacKenzie Invitational	Meadow Club (CA)	-52 800	11
	Warrior Princeville Makai Invitational	Princeville Makai GC (HI)	-28 836	2
	West Coast Conference Championships	Reserve at Spanos Park (CA)	-13 851	3
2019-20	Alister MacKenzie Invitational	Meadow Club (CA)	-43 809	16
	Southwestern Invitational	North Ranch CC (CA)	-14 850	17
	Amer Ari Invitational	Waikoloa Kings GC (HI)	-39 825	2
2020-21	Pasadera Collegiate Invitational	Club at Pasadera (CA)	-46 794	28
	East Lake Cup	East Lake GC (GA)	— —	—
	Rustic Collegiate Classic	Rustic Canyon GC (CA)	-21 831	22
	Western Intercollegiate	Pasatiempo GC (CA)	-4 1,046	11
	West Coast Conference Championships	Reflection Bay GC (NV)	-49 815	24
	NCAA Championships	Grayhawk GC (AZ)	— —	—
2021-22	Golf Club of Georgia Collegiate	GC of Georgia (GA)	-42 822	4
	Valspar Collegiate Invitational	Floridian National GC (FL)	-34 818	14
	West Coast Conference Championships	Reflection Bay GC (NV)	-17 847	5
2022-23	The Prestige	Greg Norman Course at PGA West (CA)	-8 844	6
	Western Intercollegiate	Pasatiempo (CA)	-16 1,034	9

* won tiebreaker
(since the 1988-89 season)

NCAA CHAMPIONSHIPS

1987 NCAA CHAMPIONSHIPS

Scarlet Golf Course • Columbus, Ohio
June 10-13 • Par 72

INDIVIDUAL

1st	Brian Watts, Oklahoma State280 (-8)
—	Jim Johnson80-74-73 — 227 (+11).....t139 / t91 / t57

1992 NCAA CHAMPIONSHIPS

Championship Golf Course • Albuquerque, N.M.
June 3-6 • Par 72

INDIVIDUAL

1st	Phil Mickelson, Arizona State271 (-17)
—	Todd Andrews73-72 — 145 (+1).....t53 / t34

1993 NCAA CHAMPIONSHIPS

The Champions Golf Club • Lexington, Ky.
June 2-5 • Par 72 • 30 Teams

TEAM

1st	Florida291-277-294-283 — 1,145 (-7)
30th	Pepperdine317-304 — 621 (+45).....30 / 30

INDIVIDUAL

1st	Todd Demsey, Arizona State278 (-10)
—	Lars Herne80-73 — 153 (+9).....t135 / t103
—	Jeff Gove81-73 — 154 (+10).....t143 / t114
—	Todd Andrews78-80 — 158 (+14).....t115 / t136
—	Kevin Marsh81-78 — 159 (+15).....t143 / t139
—	Carson Mooney78-82 — 160 (+16).....t115 / 146

1994 NCAA CHAMPIONSHIPS

Stonebridge Country Club • McKinney, Texas
June 1-4 • Par 72

INDIVIDUAL

1st	Justin Leonard, Texas71-68-63-69 — 271 (-17)
—	Todd Andrews81-71 — 152 (+8).....t150 / t122

1996 NCAA CHAMPIONSHIPS

The Honors Course • Chattanooga, Tenn.
May 29-June 1 • Par 72 • 30 Teams

TEAM

1st	Arizona State286-300-295-305 — 1,186 (+34)
24th	Pepperdine308-310 — 618 (+42).....t23 / 24

INDIVIDUAL

1st	Tiger Woods, Stanford285 (-3)
—	Kevin Marsh75-77 — 152 (+8).....t44 / t47
—	Michael Walton76-76 — 152 (+8).....t58 / t47
—	Jason Gore76-78 — 154 (+10).....t58 / t70
—	Andy Walker81-79 — 160 (+16).....t125 / t122
—	Carson Mooney81-81 — 162 (+18).....t125 / t131

1997 NCAA CHAMPIONSHIPS

Conway Farms • Lake Forest, Ill.
May 28-May 31 • Par 71 • 30 Teams

TEAM

1st	Pepperdine287-288-286-287 — 1,148 (+12).....6 / t3 / 1 / 1
2nd	Wake Forest290-295-287-279 — 1,151 (+15)

INDIVIDUAL

1st	Charles Warren, Clemson279 (-5)
T-3rd	Jason Gore65-72-71-72 — 280 (-4).....1 / t1 / 3 / t3
5th	Michael Walton70-71-72-68 — 281 (-3).....t14 / t10 / t8 / 5
T-20th	Andy Walker77-69-70-72 — 288 (+4).....t121 / t43 / t19 / t20
T-63rd	Mark Madson75-76-73-75 — 299 (+15).....t82 / t99 / t61 / t63
84th	Paul Meyer78-79-81-80 — 318 (+34).....t131 / t143 / 84 / 84

2000 NCAA CHAMPIONSHIPS

RT Jones Grand National Lake Course • Opelika, Ala.
May 31-June 3 • Par 72 • 30 Teams

TEAM

1st	Oklahoma State281-276-275-284 — 1,116 (-36)
T-23rd	Pepperdine295-294 — 588 (+12).....t23 / t23

INDIVIDUAL

1st	Charles Howell, Oklahoma State265 (-23)
—	Michael Beard75-70 — 145 (+1).....t96 / t47
—	Alex Rodger74-72 — 146 (+2).....t75 / t62
—	Jason Allred72-76 — 148 (+4).....t40 / t86
—	Bobby Rodger74-75 — 149 (+5).....t75 / t101
—	Brandon White79-77 — 156 (+12).....t141 / t148

2002 NCAA CHAMPIONSHIPS

Scarlet Golf Course • Columbus, Ohio
May 29-June 1 • Par 71 • 30 Teams

TEAM

1st	Minnesota284-289-283-278 — 1,134 (-2)
8th	Pepperdine284-288-286-288 — 1,146 (+10).....t11 / t13 / t6 / 8

INDIVIDUAL

1st	Troy Matteson, Georgia Tech276 (-8)
T-8th	Michael Beard71-72-67-71 — 281 (-3).....t38 / t43 / t9 / t8
T-33rd	Michael Putnam69-72-72-73 — 286 (+2).....t8 / t23 / t24 / t33
T-63rd	Jason Allred74-73-73-71 — 291 (+7).....t107 / t106 / t88 / t63
T-74th	Brian O'Flaherty70-71-78-73 — 292 (+8).....t20 / t23 / t77 / t74
T-142nd	Randy Creighton81-73-74-75 — 303 (+19).....t152 / 150 / t146 / t142

2003 NCAA CHAMPIONSHIPS

Karsten Creek Golf Course • Stillwater, Okla.
May 27-30 • Par 72

INDIVIDUAL

1st	Alejandro Canizares, Arizona State287 (-1)
T-12th	Michael Putnam78-75-71-72 — 296 (+8).....t72 / t38 / t23 / t12

2004 NCAA CHAMPIONSHIPS

The Cascades Golf Course • Hot Springs, Va.
June 1-4 • Par 70 • 30 Teams

TEAM

1st	California279-289-287-279 — 1,134 (+14)
10th	Pepperdine295-276-289-300 — 1,160 (+40).....27 / t4 / 7 / 10

INDIVIDUAL

1st	Ryan Moore, UNLV267 (-13)
4th	Michael Putnam74-65-67-70 — 276 (-4).....t88 / t10 / 6 / 4
T-36th	Brian O'Flaherty73-69-71-78 — 291 (+11).....t65 / t23 / t21 / t36
T-52nd	Randy Creighton74-72-75-75 — 296 (+16).....t88 / t59 / t55 / t52
T-56th	Chris Elliott74-70-76-77 — 297 (+17).....t88 / t43 / t50 / t56
80th	Alex Coe78-82-76-78 — 314 (+34).....t141 / 154 / 80 / 79

2005 NCAA CHAMPIONSHIPS

Caves Valley Golf Club • Owings Mills, Md.
June 1-4 • Par 70

INDIVIDUAL

1st	James Lepp, Washington276 (-4)
2nd*	Michael Putnam67-67-73-69 — 276 (-4).....t4 / 1 / 1 / t1

* lost in three-hole playoff

2006 NCAA CHAMPIONSHIPS

Sunriver Resort/Crosswater Course • Sunriver, Ore.
May 31-June 3 • Par 72 • 30 Teams

TEAM

1st	Oklahoma State281-291-288-283 — 1,143 (-9)
T-22nd	Pepperdine296-294-296 — 886 (+22).....t23 / t25 / t22

INDIVIDUAL

1st	Jonathan Moore, Oklahoma State276 (-12)
—	Alex Coe74-75-71 — 220 (+4).....t83 / t106 / t63
—	J.J. Wood72-73-76 — 221 (+5).....t51 / t42 / t74
—	Colin Wilcox75-72-75 — 222 (+6).....t99 / t80 / t82
—	Jesse Barnsley78-74-74 — 226 (+10).....t143 / t131 / t117
—	Michael Baird75-77-78 — 230 (+14).....t99 / t131 / t132

2008 NCAA CHAMPIONSHIPS

Boilermaker Golf Complex/Kampen Course • West Lafayette, Ind.
May 28-31 • Par 72

INDIVIDUAL

1st	Kevin Chappell, UCLA286 (-2)
—	Eric Shriver*80-76-82 — 238 (+22).....t100 / t96 / t125

* = appearance was later vacated

NCAA CHAMPIONSHIPS

2011 NCAA CHAMPIONSHIPS

Karsten Creek Golf Course • Stillwater, Okla.
May 31-June 5 • Par 72 • 30 Teams

MATCH PLAY CHAMPIONSHIP

Augusta State d. Georgia, 3-2

STROKE PLAY

1st	UCLA.....	286-288-298	— 872 (+8)	
25th	Pepperdine.....	309-310-300	— 919 (+55)	28 / 29 / 25

INDIVIDUAL

1st	John Peterson, LSU.....	211 (-5)
T-38th	Andrew Putnam.....	77-75-71 — 223 (+7)..... t90 / t78 / t38
T-94th	Andrew Widmar.....	80-75-75 — 230 (+14)..... t128 / t105 / t94
T-106th	Josh Anderson.....	74-80-78 — 232 (+16)..... t47 / t93 / t106
T-119th	Parker Page.....	78-81-76 — 235 (+19)..... t108 / t130 / t119
T-148th	Johnny Mac Arthur.....	81-80-87 — 248 (+32)..... t134 / t139 / t148

2012 NCAA CHAMPIONSHIPS

Riviera Country Club • Pacific Palisades, Calif.
May 29-31 • Par 71

INDIVIDUAL

1st	Thomas Pieters, Illinois.....	208 (-5)
T-37th	Josh Anderson.....	72-76-70 — 218 (+5)..... t27 / t59 / t37

2017 NCAA CHAMPIONSHIPS

Rich Harvest Farms • Sugar Grove, Ill.
May 26-29 • Par 72 • 30 Teams

MATCH PLAY CHAMPIONSHIP

Oklahoma d. Oregon, 3-1-1

STROKE PLAY

1st	Vanderbilt.....	278-288-280-293	— 1,139 (-13)
13th	Pepperdine.....	289-293-287-311	— 1,180 (+28)..... T12 / t19 / 14 / 13

INDIVIDUAL

1st	Braden Thornberry, Ole Miss.....	277 (-11)
T-19th	Sahith Theegala.....	71-71-71-75 — 288 (E)..... t29 / t28 / t24 / t19
T-56th	Joshua McCarthy.....	69-75-73-80 — 297 (+9)..... t9 / t50 / t50 / t56
T-70th	Clay Feagler.....	74-77-76-73 — 300 (+12)..... t81 / t115 / t117 / t70
76th	Roy Cootes.....	75-70-73-84 — 302 (+14)..... t100 / t62 / t59 / t76
83rd	Robbie Geibel.....	80-79-70-83 — 312 (+24)..... t150 / t53 / t127 / 83

2018 NCAA CHAMPIONSHIPS

Karsten Creek Golf Club • Stillwater, Okla.
May 25-27 • Par 72

INDIVIDUAL

1st	Broc Everett, Augusta.....	281 (-7)
T-84th	Joshua McCarthy.....	78-67-75 — 220 (+4)..... t129 / t37 / t43

(McCarthy was T-43rd after three rounds but did not make the fourth-round cut, and was T-84th in the final standings.)

2019 NCAA CHAMPIONSHIPS

Blessings Golf Club • Fayetteville, Ark.
May 24-27 • Par 72 • 30 Teams

MATCH PLAY CHAMPIONSHIP

Stanford d. Texas, 3-2

STROKE PLAY

1st	Oklahoma State... ..	290-276-286-284	— 1,136 (-16)
11th	Pepperdine.....	312-291-293-303	— 1,199 (+47)..... 26 / 17 / 12 / 11

INDIVIDUAL

1st	Matthew Wolff, Oklahoma State.....	278 (-10)
T-24th	Joe Highsmith.....	76-72-72-74 — 294 (+6)..... t53 / t37 / t23 / t24
T-43rd	Clay Feagler.....	78-76-73-74 — 301 (+13)..... t87 / t96 / t77 / t43
T-53rd	RJ Manke.....	79-70-76-78 — 303 (+15)..... t105 / t48 / t60 / t53
T-61st	Joshua McCarthy.....	79-73-76-77 — 305 (+17)..... t105 / t77 / t83 / t61
—	Roy Cootes.....	82-81-dnp-dnp
—	Austin Murphy.....	dnp-dnp-72-79

2021 NCAA CHAMPIONSHIPS

Grayhawk Golf Club — Raptor Course • Scottsdale, Ariz.
May 28-June 2 • Par 70 • 30 Teams

MATCH PLAY CHAMPIONSHIP

Pepperdine d. Oklahoma, 3-2

STROKE PLAY

1st	Arizona State.....	284-278-280-275	— 1,117 (-3)
3rd	Pepperdine.....	279-286-289-271	— 1,125 (+5)..... 3 / 4 / 9 / 3

INDIVIDUAL

1st	Turk Pettit, Clemson.....	273 (-7)
T-13th	William Mouw.....	68-74-71-69 — 282 (+2)..... t5 / t26 / t22 / t13
T-17th	Dylan Menante.....	70-74-72-67 — 283 (+3)..... t28 / t45 / t41 / t17
T-22nd	Clay Feagler.....	72-71-73-68 — 284 (+4)..... t55 / t33 / t41 / t22
T-22nd	Joey Vrzich.....	69-69-73-73 — 284 (+4)..... t17 / t7 / t16 / t22
—	Joe Highsmith.....	dnp-72-78-67
—	RJ Manke.....	75-dnp-dnp-dnp

MATCH PLAY

Quarterfinals: Pepperdine def. Florida State 3-1-1

Clay Feagler def. Vincent Norrman (FSU), 6&4

Joey Vrzich def. Brett Roberts (FSU), 4&3

Joe Highsmith def. Cole Anderson (FSU), 2&1

John Pak (FSU) def. William Mouw, 1 up

Dylan Menante vs. Frederik Kjettrup (FSU), tied after 20

Semifinals: Pepperdine def. Oklahoma State 3-0-2

Clay Feagler def. Austin Eckroat (OSU), 2&1

Dylan Menante def. Brian Stark (OSU), 3&2

Joe Highsmith def. Aman Gupta (OSU), 1 up

Joey Vrzich vs. E. Lopez-Chacarra (OSU), tied after 16

William Mouw vs. Bo Jin (OSU), tied after 15

Final: Pepperdine def. Oklahoma 3-2

Jonathan Brightwell (OU) def. Dylan Menante, 1 up

Joe Highsmith def. Garrett Reband (OU), 4&3

William Mouw def. Quade Cummins (OU), 4&3

Clay Feagler def. Ben Lorenz (OU), 1 up

Logan McAllister (OU) def. Joey Vrzich, 1 up

2022 NCAA CHAMPIONSHIPS

Grayhawk Golf Club — Raptor Course • Scottsdale, Ariz.
May 27-June 1 • Par 70 • 30 Teams

MATCH PLAY CHAMPIONSHIP

Texas d. Oklahoma State, 3-2

STROKE PLAY

T-1st	Vanderbilt.....	282-282-281-289	— 1,134 (+14)
T-1st	Oklahoma.....	287-275-277-295	— 1,134 (+14)
T-1st	North Carolina.....	288-281-280-285	— 1,134 (+14)
6th	Pepperdine.....	294-282-277-293	— 1,146 (+26)..... t14 / 5 / 5 / 6

INDIVIDUAL

1st	Gordon Sargent, Vanderbilt.....	280 (E)
T-5th	William Mouw.....	71-70-70-70 — 281 (+1)..... t16 / t9 / t9 / t5
T-25th	Derek Hitchner.....	76-67-71-74 — 288 (+8)..... t101 / t18 / t17 / t25
T-43rd	Joe Highsmith.....	71-76-70-75 — 292 (+12)..... t16 / t53 / t34 / t43
T-43rd	Dylan Menante.....	76-73-66-77 — 292 (+12)..... t101 / t75 / t25 / t43
T-52nd	Joey Vrzich.....	76-72-72-74 — 294 (+14)..... t101 / t65 / t55 / t52

MATCH PLAY

Quarterfinals: Pepperdine def. North Carolina, 3-2

Dylan Menante def. Ryan Burnett (UNC), 19 holes

Joey Vrzich def. Peter Fountain (UNC), 2&1

David Ford (UNC) def. Joe Highsmith, 1 up

Austin Greaser (UNC) def. William Mouw, 2&1

Derek Hitchner def. Ryan Gerard (UNC), 2&1

Semifinals: Arizona State def. Pepperdine, 4-1

Mason Andersen (ASU) def. Dylan Menante, 19 holes

David Puig (ASU) def. Joey Vrzich, 2&1

Preston Summerhays (ASU) def. Joe Highsmith, 2 up

William Mouw def. James Leow (ASU), 3&2

Cameron Sisk (ASU) def. Derek Hitchner, 2&1

NCAA CHAMPIONSHIPS

2023 NCAA CHAMPIONSHIPS

Grayhawk Golf Club — Raptor Course • Scottsdale, Ariz.

May 26-31 • Par 70 • 30 Teams

MATCH PLAY CHAMPIONSHIP

Florida d. Georgia Tech, 3-1

STROKE PLAY

1st North Carolina 282-284-275-273 — 1,114 (-6)
 4th Pepperdine 281-287-269-283 — 1,120 (E) t2 / 5 / 2 / 4

INDIVIDUAL

1st Fred Biondi, Florida 273 (-7)
 T-7th Sam Choi 70-72-67-70 — 279 (-1) t19 / t24 / t13 / t7
 T-11th Derek Hitchner 73-73-65-69 — 280 (E) t70 / t67 / t19 / t11
 T-11th Luke Gifford 70-71-67-72 — 280 (E) t19 / t19 / t8 / t11
 T-40th William Mouw 73-71-70-72 — 286 (+6) t70 / t42 / t32 / t40
 T-52nd Roberto Nieves 68-75-72-73 — 288 (+8) t6 / t36 / t44 / t52

MATCH PLAY

Quarterfinals: Georgia Tech def. Pepperdine, 3-2

Sam Choi def. Connor Howe (GT), 2&1
 Derek Hitchner def. Christo Lamprecht (GT) 4&3
 Bartley Forrester (GT) def. Luke Gifford, 2&1
 Hiroshi Tai (GT) def. Roberto Nieves, 19 holes
 Ross Steelman (GT) def. William Mouw, 5&4

NCAA CHAMPIONSHIPS

NCAA CHAMPIONSHIPS RECORDS — TEAM

LOW 18

-11	269	2023	Grayhawk GC	3rd round
-9	271	2021	Grayhawk GC	4th round
-4	276	2004	Cascades GC	2nd round
-3	277	2022	Grayhawk GC	3rd round
-1	287	2017	Rich Harvest Farms	3rd round
-1	279	2021	Grayhawk GC	1st round

NCAA CHAMPIONSHIPS RECORDS — INDIVIDUAL

LOW 18

-6	65	Jason Gore	1997	Conway Farms GC	1st round
-5	65	Michael Putnam	2004	Cascades GC	2nd round
-5	67	Joshua McCarthy	2018	Karsten Creek GC	2nd round
-5	65	Derek Hitchner	2023	Grayhawk GC	3rd round
-4	67	Michael Beard	2002	Scarlet GC	3rd round
-4	66	Dylan Menante	2022	Grayhawk GC	3rd round
-3	68	Michael Walton	1997	Conway Farms GC	4th round
-3	67	Michael Putnam	2004	Cascades GC	3rd round
-3	67	Michael Putnam	2005	Caves Valley GC	1st round
-3	67	Michael Putnam	2005	Caves Valley GC	2nd round
-3	69	Joshua McCarthy	2017	Rich Harvest Farms	1st round
-3	67	Clay Feagler	2021	Grayhawk GC	4th round
-3	67	Joe Highsmith	2021	Grayhawk GC	4th round
-3	67	Derek Hitchner	2022	Grayhawk GC	2nd round

LOW 54 (if Pepperdine only played three rounds)

+4	220	Alex Coe	2006	Crosswater GC	cut
+4	220	Joshua McCarthy	2018	Karsten Creek GC	cut/T-84th
+5	218	Josh Anderson	2012	Riviera CC	T-37th
+7	223	Andrew Putnam	2011	Karsten Creek GC	T-38th

LOW 72

-4	280	Jason Gore	1997	Conway Farms GC	T-3rd
-4	276	Michael Putnam	2004	Cascades GC	4th
-4	276	Michael Putnam	2005	Caves Valley GC	2nd
-3	281	Michael Walton	1997	Conway Farms GC	5th
-3	281	Michael Beard	2002	Scarlet GC	T-8th

TOP 10 FINISHES: 7 total

Best: Michael Putnam (2nd), 2005
Last: Sam Choi (T-7th), 2023

TOP 20 FINISHES: 14 total

Last: Sam Choi (T-7th), 2023
Derek Hitchner (T-11th), 2023
Luke Gifford (T-11th), 2023

4x NCAA CHAMPIONSHIPS APPEARANCES: 1

Michael Putnam

3x NCAA CHAMPIONSHIPS APPEARANCES: 4

Todd Andrews
Clay Feagler
Joe Highsmith
Joshua McCarthy

NCAA REGIONALS

1992 NCAA WEST REGIONAL

Tucson National Golf Club • Tucson, Ariz.
May 21-23 • Par 72 • 18 Teams (9 advance)

TEAM	
1st	Arizona 282-277-279 — 838 (-26)
T-8th	UC Irvine 293-286-292 — 871 (+7)
T-8th	Brigham Young 287-291-293 — 871 (+7)
T-12th	Pepperdine 288-289-296 — 873 (+9) 6 / 9 / t12
INDIVIDUAL	
1st	Harry Rudolph, Arizona 201 (-15)
T-6th	Todd Andrews 71-68-71 — 210 (-6) t17 / t8 / t6
T-53rd	Lars Herne 70-75-76 — 221 (+5) t10 / t34 / t53
T-53rd	Steve Van Alstyne 71-73-77 — 221 (+5) t17 / t29 / t53
T-69th	Jeff Gove 76-73-75 — 224 (+8) t68 / t60 / t69
T-82nd	Christer Gavelstad 79-75-74 — 228 (+12) t86 / t85 / t82

1993 NCAA WEST REGIONAL

Riverside Country Club • Provo, Utah
May 19-21 • Par 72 • 18 Teams (9 advance)

TEAM	
1st	Arizona 283-281-295 — 859 (-5)
7th	Pepperdine 291-288-300 — 879 (+15) t5 / 4 / 7
INDIVIDUAL	
1st	Manny Zerman, Arizona 211 (-5)
T-2nd	Jeff Gove 72-69-73 — 214 (-2) t19 / 5 / t2
9th	Lars Herne 71-73-73 — 217 (+1) t11 / t13 / 9
T-24th	Todd Andrews 73-72-74 — 219 (+3) t26 / t24 / t24
T-73rd	Carson Mooney 75-75-80 — 230 (+14) t54 / t59 / t73
T-81st	Kevin Marsh 77-74-80 — 231 (+15) t73 / t64 / t81

1994 NCAA WEST REGIONAL

Tucson National Golf Club • Tucson, Ariz.
May 19-21 • Par 72 • 18 Teams (9 advance)

TEAM	
1st	UNLV 279-290-280 — 849 (-15)
9th	New Mexico 294-291-291 — 876 (+12)
12th	Pepperdine 294-294-292 — 880 (+16) t12 / t13 / 12
INDIVIDUAL	
1st	Edward Fryatt, UNLV 207 (-9)
T-4th	Todd Andrews 69-74-69 — 212 (-4) t8 / t16 / t4
T-19th	Michael Walton 74-72-71 — 217 (+1) t44 / t31 / t19
T-39th	Kevin Marsh 73-73-75 — 221 (+5) t32 / t31 / t39
T-77th	Carson Mooney 78-75-78 — 231 (+15) t82 / t72 / t77
T-88th	Marc Mazur 78-81-77 — 236 (+20) t82 / 88 / t88

1995 NCAA WEST REGIONAL

The Championship Course • Albuquerque, N.M.
May 18-20 • Par 72 • 18 Teams (9 advance)

TEAM	
1st	Arizona State 283-283-278 — 844 (-20)
9th	USC 297-290-296 — 883 (+19)
T-10th	Pepperdine 294-295-297 — 886 (+22) 10 / 11 / t10
INDIVIDUAL	
1st	Mike Sauer, New Mexico 208 (-8)
T-22nd	Michael Walton 77-69-72 — 218 (+2) t70 / t29 / t22
T-36th	Carson Mooney 73-75-73 — 221 (+5) t34 / t44 / t36
T-41st	Kevin Marsh 69-74-79 — 222 (+6) t3 / t12 / t41
T-72nd	Mark Madson 75-78-76 — 229 (+13) t51 / t68 / t72
T-82nd	Paul Meyer 79-77-76 — 232 (+16) t84 / t83 / t82

1996 NCAA WEST REGIONAL

Stanford Golf Course • Palo Alto, Calif.
May 16-18 • Par 71 • 18 Teams (9 advance)

TEAM	
1st	Stanford 286-292-288 — 866 (+14)
4th	Pepperdine 286-291-296 — 873 (+21) t1 / 1 / 4
INDIVIDUAL	
1st	Tiger Woods, Stanford 205 (-8)
T-7th	Jason Gore 70-73-73 — 216 (+3) t3 / t7 / t7
T-7th	Kevin Marsh 73-71-72 — 216 (+3) t20 / t11 / t7
T-14th	Michael Walton 71-72-75 — 218 (+5) t8 / t7 / t14
T-43rd	Andy Walker 73-75-72 — 224 (+11) t20 / t32 / t43
T-55th	Carson Mooney 72-77-77 — 226 (+13) t13 / t37 / t55

1997 NCAA WEST REGIONAL

Carlton Oaks Country Club • Santee, Calif.
May 15-17 • Par 72 • 18 Teams (9 advance)

TEAM	
1st	UNLV 289-280-278 — 847 (-17)
9th	Pepperdine 293-285-294 — 872 (+8) t12 / 7 / 9
INDIVIDUAL	
1st	Arron Oberholser, San Jose State 207 (-9)
T-14th	Jason Gore 77-68-69 — 214 (-2) t73 / t28 / t14
T-22nd	Michael Walton 72-71-74 — 217 (+1) t31 / t11 / t22
T-32nd	Andy Walker 73-75-71 — 219 (+3) t43 / t48 / t32
T-58th	Mark Madson 71-73-80 — 224 (+8) t16 / t18 / t58
87th	Paul Meyer 77-73-81 — 231 (+15) t73 / t64 / 87

1999 NCAA WEST REGIONAL

Tucson National Golf Club • Tucson, Ariz.
May 20-22 • Par 72 • 18 Teams (9 advance)

TEAM	
1st	Arizona State 283-288-283 — 854 (-10)
9th	Arizona 301-294-296 — 891 (+27)
T-10th	Pepperdine 298-296-299 — 893 (+29) 11 / 9 / t10
INDIVIDUAL	
1st	Jeff Quinney, Arizona State 209 (-7)
T-36th	Jason Allred 72-75-76 — 223 (+7) t14 / t20 / t36
T-48th	Bobby Rodger 79-72-74 — 225 (+9) t79 / t53 / t48
T-54th	Alex Rodger 73-75-76 — 226 (+10) t19 / t32 / t54
T-63rd	Michael Beard 74-81-72 — 227 (+11) t33 / t75 / t63
83rd	Charles Whiteley 83-74-77 — 234 (+18) t92 / 84 / 83

2000 NCAA WEST REGIONAL

Riverbend Golf Club • Fresno, Calif.
May 18-20 • Par 72 • 27 Teams (10 advance)

TEAM	
1st	Arizona 280-278-281 — 839 (-25)
9th	Pepperdine 297-286-281 — 864 (E) t18 / 16 / 9
INDIVIDUAL	
1st	Michael Beard 71-68-65 — 204 (-12) t24 / t10 / 1
T-79th	Alex Rodger 75-76-71 — 222 (+6) t78 / t99 / t79
T-95th	Jason Allred 85-70-70 — 225 (+9) t135 / t118 / t95
T-95th	Bobby Rodger 78-72-75 — 225 (+9) t108 / t93 / t95
T-95th	Brandon White 73-76-76 — 225 (+9) t49 / t81 / t95

2001 NCAA WEST REGIONAL

Trysting Tree Golf Club • Corvallis, Ore.
May 17-19 • Par 72 • 27 Teams (10 advance)

TEAM	
1st	Arizona State 283-277-292 — 852 (-12)
10th	Washington 290-301-292 — 883 (+19)
14th	Pepperdine 293-299-298 — 890 (+26) 10 / t10 / 14
INDIVIDUAL	
T-1st	Kyle Thompson, South Carolina 208 (-8)
T-1st	Matt Jones, Arizona State 208 (-8)
T-38th	Alex Rodger 74-76-73 — 223 (+7) t50 / t60 / t38
T-49th	Jason Allred 75-74-75 — 224 (+8) t74 / t42 / t49
T-49th	Randy Creighton 74-74-76 — 224 (+8) t50 / t32 / t49
T-61st	Michael Beard 72-75-78 — 225 (+9) t24 / t25 / t61
T-61st	Bobby Rodger 73-78-74 — 225 (+9) t36 / t73 / t61

2002 NCAA WEST REGIONAL

The Championship Course • Albuquerque, N.M.
May 16-18 • Par 72 • 27 Teams (10 advance) • #7 seed

TEAM	
T-1st	New Mexico 293-295-284 — 872 (+8)
T-1st	Washington 291-293-288 — 872 (+8)
5th	Pepperdine 292-297-288 — 877 (+13) t7 / t10 / 5
INDIVIDUAL	
1st	Ricky Barnes, Arizona 210 (-6)
T-8th	Jason Allred 69-75-72 — 216 (E) t2 / t10 / t8
T-23rd	Michael Beard 77-70-72 — 219 (+3) t93 / t29 / t23
T-29th	Brian O'Flaherty 72-76-72 — 220 (+4) t18 / t36 / t29
T-51st	Michael Putnam 74-77-72 — 223 (+7) t36 / t74 / t51
T-90th	Randy Creighton 78-76-74 — 228 (+12) t105 / t97 / t90

NCAA REGIONALS

2003 NCAA WEST REGIONAL

Washington National Golf Club • Seattle, Wash.
May 15-17 • Par 72 • 27 Teams (10 advance) • #9 seed

TEAM	
1st	UCLA.....291-280-293 — 864 (E)
T-9th	Oregon.....295-295-295 — 885 (+21)
T-9th	San Diego State.....302-292-291 — 885 (+21)
13th	Pepperdine.....299-307-291 — 897 (+33) t8 / 18 / 13
INDIVIDUAL	
1st	Michael Letzig, New Mexico.....208 (-8)
2nd	Michael Putnam.....71-75-64 — 210 (-6) t4 / t19 / 2
T-56th	Randy Creighton.....74-76-74 — 224 (+8) t23 / t55 / t56
T-85th	Brandon White.....75-75-80 — 230 (+14) t36 / t55 / t85
T-119th	Brian O'Flaherty.....80-84-74 — 238 (+22) t110 / t130 / t119
121st	Chris Elliott.....79-81-79 — 239 (+23) t95 / t114 / 121

2004 NCAA WEST REGIONAL

Sunriver Resort/Crosswater Course • Sunriver, Ore.
May 20-22 • Par 72 • 27 Teams (10 advance) • #10 seed

TEAM	
1st	UCLA.....283-288-294 — 865 (+1)
9th	Pepperdine.....292-298-294 — 884 (+20) 9 / t13 / 9
INDIVIDUAL	
T-1st	Travis Johnson, UCLA.....211 (-5)
T-1st	Chris Nallen, Arkansas.....211 (-5)
T-6th	Michael Putnam.....72-73-69 — 214 (-2) t28 / t26 / t6
T-21st	Randy Creighton.....70-76-73 — 219 (+3) t8 / t34 / t21
T-67th	Brian O'Flaherty.....74-75-78 — 227 (+11) t73 / t64 / t67
T-70th	Chris Elliott.....78-75-75 — 228 (+12) t113 / t95 / t70
T-70th	Alex Coe.....76-75-77 — 228 (+12) t102 / t72 / t70

2005 NCAA WEST REGIONAL

Stanford Golf Course • Palo Alto, Calif.
May 19-21 • Par 70 • 27 Teams (10 advance) • #12 seed

TEAM	
1st	UNLV.....281-277-288 — 846 (+6)
T-10th	* Pepperdine.....279-292-293 — 864 (+24) 2 / t5 / t10
* = lost in a three-team playoff for the final spot	
INDIVIDUAL	
1st	Rob Grube, Stanford.....204 (-6)
T-12th	Michael Putnam.....66-73-73 — 212 (+2) t2 / t6 / t12
T-31st	Colin Wilcox.....73-71-72 — 216 (+6) t52 / t30 / t31
T-49th	Alex Coe.....72-74-72 — 218 (+8) t34 / t46 / t49
T-66th	Michael Baird.....70-75-76 — 221 (+11) t12 / t39 / t66
T-66th	Brian O'Flaherty.....71-74-76 — 221 (+11) t19 / t39 / t66

2006 NCAA WEST REGIONAL

OMNI Tucson National Golf Club • Tucson, Ariz.
May 18-20 • Par 72 • 27 Teams (10 advance) • #14 seed

TEAM	
T-1st	Arizona.....279-273-275 — 827 (-37)
T-1st	Florida.....273-282-272 — 827 (-37)
T-9th	Pepperdine.....283-287-281 — 851 (-13) t7 / t11 / t9
INDIVIDUAL	
T-1st	Billy Horschel, Florida.....203 (-13)
T-1st	Casey Watabu, Nevada.....203 (-13)
T-11th	Alex Coe.....68-69-71 — 208 (-8) t6 / t5 / t11
T-29th	Colin Wilcox.....67-72-72 — 211 (-5) t2 / t17 / t29
T-57th	Michael Baird.....74-73-68 — 215 (-1) t83 / t81 / t57
T-72nd	J.J. Wood.....75-73-70 — 218 (+2) t102 / t88 / t72
T-111th	Jesse Barnsley.....74-73-78 — 225 (+9) t83 / t81 / t111

2007 NCAA WEST REGIONAL

Karsten Golf Course • Tempe, Ariz.
May 17-19 • Par 72 • 27 Teams (10 advance) • #15 seed

TEAM	
1st	South Carolina.....273-269-278 — 820 (-44)
T-9th	Wake Forest.....285-277-277 — 839 (-25)
T-9th	East Tennessee State.....278-277-284 — 839 (-25)
T-12th	Pepperdine.....277-285-279 — 841 (-23) t5 / t12 / t12
INDIVIDUAL	
1st	Benjamin Alvarado, Arizona State.....198 (-18)
T-23rd	Carl Smith.....66-72-69 — 207 (-9) t3 / t23 / t23
T-30th	Jesse Barnsley.....71-68-69 — 208 (-8) t55 / t30 / t30
T-62nd	Colin Wilcox.....69-76-68 — 213 (-3) t21 / t84 / t62
T-62nd	Eric Shriver.....71-69-73 — 213 (-3) t55 / t42 / t62
138th	Shane Mason.....79-76-80 — 235 (+19) t137 / 137 / 138

2008 NCAA WEST REGIONAL

Gold Mountain Golf Club • Bremerton, Wash.
May 15-17 • Par 72 • 27 Teams (10 advance) • #15 seed

TEAM	
1st	USC.....291-283-288 — 862 (-2)
T-9th	* Pepperdine.....292-301-295 — 888 (+24) 5 / t7 / t9
* = lost in a three-way playoff for the final two spots	
INDIVIDUAL	
1st	Joey Benedetti, Oregon.....207 (-9)
T-11th	Eric Shriver**.....70-76-70 — 216 (E) 2 / t18 / t11
T-35th	Andrew Widmar.....73-74-75 — 222 (+6) t19 / t27 / t35
T-42nd	Andrew Putnam.....74-75-74 — 223 (+7) t31 / t42 / t42
T-79th	Carl Smith.....75-76-78 — 229 (+13) t49 / t65 / t79
T-97th	Jesse Barnsley.....79-76-76 — 231 (+15) t112 / t96 / t97
** = appearance was later vacated	

2009 NCAA SOUTH CENTRAL REGIONAL

Karsten Creek Golf Club • Stillwater, Okla.
May 14-16 • Par 72 • 13 Teams (5 advance) • #6 seed

TEAM	
1st	Oklahoma State.....296-289-296 — 881 (+17)
T-4th	TCU.....299-310-305 — 914 (+50)
T-4th	Northwestern.....302-302-310 — 914 (+50)
12th	Pepperdine.....302-316-323 — 941 (+77) t8 / 9 / 12
INDIVIDUAL	
1st	Kevin Tway, Oklahoma State.....216 (E)
T-5th	Josh Anderson.....75-72-75 — 222 (+6) t28 / t10 / t5
T-37th	Carl Smith.....75-82-77 — 234 (+18) t28 / t45 / t37
T-52nd	Shane Mason.....75-79-84 — 238 (+22) t28 / t37 / t52
71st	Andrew Putnam.....81-87-87 — 255 (+39) t65 / 69 / 71
WD	Chad Vivolo.....77-83-WD — 160 t41 / t59 / wd

2010 NCAA SOUTH CENTRAL REGIONAL

Traditions Golf Club • Bryan, Texas
May 20-22 • Par 72 • 14 Teams (5 advance) • #6 seed

TEAM	
1st	Texas Tech.....282-284-285 — 851 (-13)
5th	Baylor.....291-289-289 — 869 (+9)
7th	Pepperdine.....286-288-303 — 877 (+13) 6 / 5 / 7
INDIVIDUAL	
1st	Russell Henley, Georgia.....207 (-9)
T-17th	Josh Anderson.....71-71-75 — 217 (+1) t12 / t12 / t17
T-17th	Andrew Putnam.....72-69-76 — 217 (+1) t23 / t10 / t17
T-41st	Shane Mason.....72-76-76 — 224 (+8) t23 / t31 / t41
T-43rd	Carl Smith.....76-72-77 — 225 (+9) t53 / t31 / t43
T-52nd	Andrew Widmar.....71-81-76 — 228 (+12) t12 / t55 / t52

2011 NCAA SOUTHWEST REGIONAL

OMNI Tucson National Golf Resort • Tucson, Ariz.
May 19-21 • Par 71 • 14 Teams (5 advance) • #7 seed

TEAM	
1st	San Diego State.....278-278-277 — 833 (-19)
T-4th	Pepperdine.....284-280-280 — 844 (-8) t7 / 4 / t4
INDIVIDUAL	
1st	Matt Hansen, UC Davis.....204 (-9)
T-7th	Josh Anderson.....73-65-71 — 209 (-4) t38 / t4 / t7
T-11th	Parker Page.....70-71-69 — 210 (-3) t13 / t16 / t11
T-16th	Johnny Mac Arthur.....70-70-72 — 212 (-1) t13 / t12 / t16
T-25th	Andrew Putnam.....71-74-69 — 214 (+1) t18 / t35 / t25
T-48th	Andrew Widmar.....73-75-71 — 219 (+6) t38 / t53 / t48

2012 NCAA WEST REGIONAL

Stanford Golf Course • Palo Alto, Calif.
May 17-19 • Par 70

INDIVIDUAL	
1st	Josh Anderson.....67-65-64 — 196 (-14) t3 / t2 / 1
T-44th	Johnny MacArthur.....68-70-77 — 215 (+5) t7 / t17 / t44

2014 NCAA WEST REGIONAL

Eugene Country Club • Eugene, Ore.
May 15-17 • Par 70

INDIVIDUAL	
1st	Patrick Rodgers, Stanford.....66-67-71 — 204 (-6)
66th	Frederick Wedel.....79-77-79 — 235 (+25) t64 / t65 / 66

NCAA REGIONALS

2015 NCAA BREMERTON REGIONAL

Gold Mountain Golf Club • Olympic Course • Bremerton, Wash.
May 14-16 • Par 72 • 14 Teams (5 advance) • #12 seed

TEAM	
1st	UAB.....280-285-278 — 843 (-21)
T-4th	TCU.....281-283-290 — 854 (-10)
T-4th	Washington.....287-290-277 — 854 (-10)
11th	Pepperdine.....292-295-293 — 880 (+16) t8 / 10 / 11
INDIVIDUAL	
1st	Cheng-Tsung Pan, UW.....67-69-67 — 203 (-13)
T-15th	Kevin DeHuff.....67-76-70 — 213 (-3) t2 / t17 / t15
T-33rd	Frederick Wedel.....79-68-72 — 219 (+3) t68 / t32 / t33
T-58th	Anthony Cecere.....74-75-75 — 224 (+8) t37 / t44 / t58
T-58th	Cody McManus.....72-76-76 — 224 (+8) t22 / t36 / t58
75th	Robin Kang.....83-81-83 — 247 (+31) 75 / 75 / 75

2016 NCAA FRANKLIN REGIONAL

Vanderbilt Legends Club • Franklin, Tenn.

May 16-18 • Par 72 • 13 Teams (5 advance) • #7 seed

TEAM	
1st	Texas.....268-271-280 — 819 (-45)
5th	Virginia.....285-271-286 — 842 (-22)
9th	Pepperdine.....296-286-281 — 863 (-1) 11 / 9 / 9
INDIVIDUAL	
1st	Michael Perras, Houston...65-69-66 — 200 (-16)
T-18th	Frederick Wedel.....75-70-66 — 211 (-5) t46 / t40 / t18
T-18th	Sahith Theegala.....70-70-71 — 211 (-5) t15 / t17 / t18
T-56th	Roy Cootes.....76-74-70 — 220 (+4) t55 / t63 / t56
T-61st	Cody McManus.....75-72-74 — 221 (+5) t46 / t49 / t61
T-72nd	Robbie Geibel.....80-76-76 — 232 (+16) t73 / 74 / t72

2017 NCAA STANFORD REGIONAL

Stanford Golf Course • Palo Alto, Calif.

May 15-17 • Par 70 • 13 Teams (5 advance) • #5 seed

TEAM	
T-1st	Stanford.....271-278-274 — 823 (-17)
T-1st	Baylor.....277-265-281 — 823 (-17)
3rd	Pepperdine.....281-274-280 — 835 (-5) t6 / 3 / 3
INDIVIDUAL	
1st	Brad Dalke, Oklahoma.....65-64-69 — 198 (-12)
T-4th	Sahith Theegala.....71-68-67 — 206 (-4) t27 / t13 / t4
T-7th	Roy Cootes.....70-70-67 — 207 (-3) t17 / t17 / t4
T-12th	Joshua McCarthy.....71-69-70 — 210 (E) t27 / t17 / t12
T-20th	Clay Feagler.....69-67-76 — 212 (+2) t10 / t5 / t20
T-73rd	Robbie Geibel.....78-82-76 — 236 (+26) t71 / t74 / t73

2018 NCAA NORMAN REGIONAL

Jimmie Austin OU Golf Club • Norman, Okla.

May 14-16 • Par 72 • 14 Teams (5 advance) • #6 seed

TEAM	
1st	Oklahoma.....283-284-283 — 850 (-14)
T-4th	Auburn.....288-285-288 — 861 (-3)
T-4th	Arkansas.....288-293-280 — 861 (-3)
8th	Pepperdine.....295-274-295 — 864 (E) t9 / 2 / 8
INDIVIDUAL	
1st	Travis Trace, N. Florida.....70-70-65 — 205 (-11)
T-5th	Joshua McCarthy.....74-65-71 — 210 (-6) t28 / t3 / t5
T-18th	Sahith Theegala.....73-66-76 — 215 (-1) t21 / t3 / t18
T-29th	Clay Feagler.....73-71-74 — 218 (+2) t21 / t19 / t29
T-47th	Roy Cootes.....75-74-74 — 223 (+7) t36 / t49 / t47
T-59th	RJ Manke.....78-72-77 — 227 (+11) t60 / t53 / t59

2019 NCAA AUSTIN REGIONAL

University of Texas Golf Club • Austin, Texas

May 13-15 • Par 71 • 14 Teams (5 advance) • #3 seed

TEAM	
1st	Texas.....278-274-275 — 827 (-25)
4th	Pepperdine.....278-290-290 — 858 (+6) t1 / t2 / 4
INDIVIDUAL	
T-1st	Stefano Mazzoli, TCU.....71-69-64 — 204 (-9)
T-1st	Steven Chervony, Texas.....72-66-66 — 204 (-9)
T-1st	Cole Hammer, Texas.....70-68-66 — 204 (-9)
4th	Joe Highsmith.....68-70-69 — 207 (-6) 5 / t1 / 4
T-11th	Joshua McCarthy.....67-71-74 — 212 (-1) t2 / t1 / t11
T-25th	RJ Manke.....71-75-72 — 218 (+5) t13 / t27 / t25
T-38th	Clay Feagler.....73-74-75 — 222 (+9) t29 / t33 / t38
T-38th	Roy Cootes.....72-75-75 — 222 (+9) t22 / t33 / t38

2021 NCAA CLE ELUM REGIONAL

Tumble Creek Golf Club • Cle Elum, Wash.

May 17-19 • Par 71 • 14 Teams (5 advance) • #2 seed

TEAM	
1st	East Tennessee State..280-270-288 — 838 (-14)
4th	Pepperdine.....279-289-283 — 851 (-1) 3 / t5 / 4
INDIVIDUAL	
1st	Shiso Go, ETSU.....70-68-67 — 205 (-8)
T-2nd	Joey Vrzich.....69-72-65 — 206 (-7) t12 / t10 / t2
T-16th	William Mouw.....72-71-70 — 213 (E) t32 / t23 / t16
T-16th	Clay Feagler.....70-71-72 — 213 (E) t15 / t10 / t16
T-39th	Joe Highsmith.....68-75-77 — 220 (+7) t4 / t23 / t39
T-61st	Dylan Menante.....76-76-76 — 228 (+15) t63 / 63 / t61

2022 NCAA BRYAN REGIONAL

Traditions Club • Bryan, Texas

May 16-18 • Par 72 • 13 Teams (5 advance) • #1 seed

TEAM	
1st	Arizona.....276-287-288 — 851 (-13)
2nd	Pepperdine.....279-289-288 — 856 (-8) 2 / 4 / 2
INDIVIDUAL	
1st	Joe Highsmith.....69-72-69 — 210 (-6) t7 / t10 / 1
T-2nd	William Mouw.....71-69-71 — 211 (-5) t16 / t8 / t2
T-10th	Derek Hitchner.....67-72-75 — 214 (-2) 2 / t4 / t10
T-39th	Dylan Menante.....72-76-74 — 222 (+6) t26 / t37 / t39
44th	Joey Vrzich.....72-77-74 — 223 (7) t26 / t44 / 44

2023 NCAA MORGAN HILL REGIONAL

The Institute • Morgan Hill, Calif.

May 15-17 • Par 72 • 13 Teams (5 advance) • #1 seed

TEAM	
1st	Mississippi State.....276-298-289 — 863 (-1)
5th	Pepperdine.....284-298-293 — 875 (+11) 3 / 4 / 5
INDIVIDUAL	
1st	Luke Clanton, Florida State..70-70-70 — 210 (-6)
T-7th	Sam Choi.....72-71-73 — 216 (E) t27 / t6 / t7
T-17th	William Mouw.....69-76-74 — 219 (+3) t5 / t13 / t17
T-24th	Derek Hitchner.....72-77-72 — 221 (+5) t27 / t33 / t24
T-37th	Luke Gifford.....71-78-74 — 223 (+7) t19 / t33 / t37
T-45th	Brady Siravo.....75-74-77 — 226 (+10) t50 / t33 / t45

NCAA REGIONALS

NCAA REGIONAL RECORDS — TEAM

LOW 18

-14	274	2018	Jimmie Austin OU GC	2nd round
-11	277	2007	Karsten GC	1st round
-9	279	2007	Karsten GC	3rd round
-9	279	2022	Traditions Club	1st round
-7	281	2000	Riverbend GC	3rd round
-7	281	2006	Omni Tucson National GC	3rd round
-7	281	2016	Vanderbilt Legends Club	3rd round

LOW 54

-23	841	2007	Karsten GC	T-12th place
-13	851	2006	Omni Tucson National GC	T-9th place
-8	844	2011	Omni Tucson National GC	T-4th place
-8	856	2022	Traditions Club	2nd place
-5	835	2017	Stanford GC	3rd place

NCAA REGIONAL RECORDS — INDIVIDUAL

LOW 18

-8	64	Michael Putnam	2003	Washington National GC	3rd round
-7	65	Joshua McCarthy	2018	Jimmie Austin OU GC	2nd round
-6	64	Josh Anderson	2012	Stanford GC	3rd round
-6	65	Josh Anderson	2011	Omni Tucson National GC	2nd round
-6	66	Carl Smith	2007	Karsten GC	1st round
-6	66	Frederick Wedel	2016	Vanderbilt Legends Club	3rd round
-6	66	Sahith Theegala	2018	Jimmie Austin OU GC	2nd round
-6	65	Joey Vrzich	2021	Tumble Creek GC	3rd round

LOW 54

-14	196	Josh Anderson	2012	Stanford GC	1st place
-12	204	Michael Beard	2000	Riverbend GC	1st place
-9	207	Carl Smith	2007	Karsten GC	T-23rd place
-8	208	Alex Coe	2006	Omni Tucson National GC	T-11th place
-8	208	Jesse Barnsley	2008	Karsten GC	T-30th place

TOP 10 FINISHES: 22 total

Best: Michael Beard (1st), 2000; Josh Anderson (1st), 2012;
 Joe Highsmith (1st), 2022.
 Last: Sam Choi (T-7th), 2023

TOP 20 FINISHES: 42 total

Last: Sam Choi (T-7th), William Mouw (T-17th), 2023

WCC CHAMPIONSHIPS

(results prior to 1986 are incomplete)

1986 WCC CHAMPIONSHIPS

Half Moon Bay Golf Links • Half Moon Bay, Calif.
April 21-22 • Par 72 • 8 Teams

TEAM	
1st	* San Francisco305-312-310 — 927 (+63)
2nd	Portland.....305-309-313 — 927 (+63)
3rd	Pepperdine.....313-319-306 — 938 (+74)..... 3 / 3 / 3
* won championship via tiebreaker	
INDIVIDUAL	
1st	Jay Jackson, San Francisco225 (+9)
4th	Kevin McLaughlin.....76-78-76 — 230 (+14).....t4 / t5 / 4
T-10th	Pat Jackson76-85-74 — 235 (+19).....t4 / t19 / t10
T-16th	Regan Bayless.....82-79-79 — 240 (+24).....t22 / t19 / t16
18th	Phil Hurlbut79-80-82 — 241 (+25).....t15 / t14 / 18
T-19th	Tal Anderson83-82-77 — 242 (+26).....27 / 25 / t19

1987 WCC CHAMPIONSHIPS

West Delta Golf Course • Portland, Ore.
April 27-28 • Par 72 • 8 Teams

TEAM	
1st	Pepperdine.....890 (+26)
2nd	San Francisco.....914 (+50)
INDIVIDUAL	
1st	Jim Johnson.....217 (+1)
2nd	Kevin McLaughlin.....221 (+5)
4th	Phil Hurlbut224 (+8)
T-8th	Regan Bayless.....229 (+13)
T-18th	Lane Sporrang.....236 (+20)

1988 WCC CHAMPIONSHIPS

West Delta Golf Course • Portland, Ore.
April 25-26 • Par 72 • 8 Teams

TEAM	
1st	San Francisco303-298-298 — 899 (+35)
2nd	Pepperdine.....297-305-300 — 902 (+38)..... 1 / 2 / 2
INDIVIDUAL	
1st	Mike Fabian, San Francisco218 (+2)
2nd	Jim Johnson.....74-73-73 — 220 (+4).....5 / t2 / 2
7th	Mike Murphy73-78-73 — 224 (+8).....t2 / t6 / 7
T-11th	Dean Kobane.....73-79-77 — 229 (+13).....t2 / t8 / t11
T-13th	Regan Bayless.....78-76-77 — 231 (+15).....t13 / t13 / t13
T-21st	Kevin Eden.....77-78-82 — 237 (+21).....t10 / t15 / t21

1989 WCC CHAMPIONSHIPS

Heron Lakes Golf Course • Portland, Ore.
April 23-25 • Par 72 • 8 Teams

TEAM	
1st	Pepperdine.....300-291-301 — 892 (+28)..... 1 / 1 / 1
2nd	San Francisco.....306-307-297 — 910 (+46)
INDIVIDUAL	
1st	Dean Kobane74-68-73 — 215 (-1)..... 2 / 1 / 1
3rd	Brad Payne77-71-77 — 225 (+9).....t8 / 2 / 3
6th	Kevin Eden.....77-75-76 — 228 (+12).....t8 / t6 / 6
T-7th	John Geiberger76-77-76 — 229 (+13).....t5 / t8 / t7
T-15th	Mike Murphy73-85-76 — 234 (+18)..... 1 / t12 / t15

1990 WCC CHAMPIONSHIPS

Half Moon Bay Golf Links • Half Moon Bay, Calif.
April 22-24 • Par 72 • 8 Teams

TEAM	
1st	San Francisco297-298-299 — 894 (+30)
2nd	Pepperdine.....306-292-303 — 901 (+37)..... 3 / 2 / 2
INDIVIDUAL	
1st	John McMullen, San Francisco.....218 (+2)
T-2nd	John Geiberger76-72-76 — 224 (+8).....t9 / t3 / t2
T-2nd	Brad Payne77-72-75 — 224 (+8).....t11 / 5 / t2
T-5th	Bob Jacobson80-73-72 — 225 (+9).....t21 / t10 / t5
8th	Kevin Eden.....73-75-80 — 228 (+12).....t3 / t3 / 8
T-20th	Jeff Gove.....85-76-80 — 241 (+25).....t30 / t21 / t20

1991 WCC CHAMPIONSHIPS

Heron Lakes Golf Course • Portland, Ore.
April 22-24 • Par 72 • 8 Teams

TEAM	
1st	Pepperdine.....291-295-296 — 882 (+18)..... 1 / 1 / 1
2nd	San Francisco.....304-293-300 — 897 (+33)
INDIVIDUAL	
1st	Todd Fischer, San Francisco216 (E)
2nd	Brad Payne71-76-72 — 219 (+3).....t2 / t4 / 2
T-3rd	Todd Andrews74-70-76 — 220 (+4).....4 / 2 / t3
T-3rd	John Geiberger71-74-75 — 220 (+4).....t2 / 3 / t3
T-6th	Jeff Gove.....75-75-73 — 223 (+7).....t5 / t8 / t6
T-10th	Gavin Lee.....75-78-78 — 231 (+15).....t5 / t12 / t10

1992 WCC CHAMPIONSHIPS

Torrey Pines Golf Course • La Jolla, Calif.
April 26-28 • Par 72 • 8 Teams

TEAM	
1st	Pepperdine.....290-290-275 — 855 (-9)..... 1 / 1 / 1
2nd	San Francisco.....297-290-283 — 870 (+6)
INDIVIDUAL	
1st	Steve Van Alstyne71-72-67 — 210 (-6)..... 1 / t1 / 1
T-2nd	Todd Andrews76-71-66 — 213 (-3).....t12 / 6 / t2
4th	Jeff Gove.....72-73-70 — 215 (-1).....t2 / t4 / 4
T-7th	Lars Herne74-74-72 — 220 (+4).....t8 / t7 / t7
15th	Christer Galvestad73-76-79 — 228 (+12).....t5 / t10 / 15

1993 WCC CHAMPIONSHIPS

Boundary Oak Golf Course • Walnut Creek, Calif.
April 5-6 • Par 72 • 8 Teams

TEAM	
1st	Portland.....313-306-296 — 915 (+51)
4th	Pepperdine.....313-307-309 — 929 (+65)..... 4 / 4 / 4
INDIVIDUAL	
1st	Eric Meichtry, Saint Mary's.....222 (+6)
6th	Lars Herne76-75-76 — 227 (+11).....t4 / t3 / 6
T-10th	Todd Andrews77-77-78 — 232 (+16).....t7 / 8 / t10
16th	Geoff Shackelford82-78-76 — 236 (+20).....t20 / t18 / 16
T-20th	Mark Madson78-79-82 — 239 (+23).....t11 / t11 / t20
T-20th	Jeff Gove.....83-77-79 — 239 (+23).....t25 / t18 / t20

1994 WCC CHAMPIONSHIPS

Fort Ord Bayonet Golf Club • Seaside, Calif.
April 11-12 • Par 72 • 8 Teams

TEAM	
1st	Pepperdine.....303-301-297 — 901 (+37)..... 1 / 1 / 1
2nd	Portland.....309-306-299 — 914 (+50)
INDIVIDUAL	
1st	Russ Humphrey, San Francisco219 (+3)
2nd	Michael Walton.....72-72-76 — 220 (+4)..... 2 / 1 / 2
5th	Carson Mooney.....75-76-73 — 224 (+8).....t5 / t5 / 5
T-7th	Kevin Marsh79-75-74 — 228 (+12).....t15 / t11 / t7
11th	Todd Andrews77-79-74 — 230 (+14)..... 10 / t13 / 11
T-17th	Marc Mazur.....79-78-78 — 235 (+19).....t15 / 16 / t17

1995 WCC CHAMPIONSHIPS

Fort Ord Bayonet Golf Course • Seaside, Calif.
April 3-4 • Par 72 • 8 Teams

TEAM	
1st	Pepperdine.....301-317-299 — 917 (+53)..... 1 / 1 / 1
2nd	San Francisco.....306-315-311 — 932 (+68)
INDIVIDUAL	
1st	Kevin Marsh72-74-74 — 220 (+4).....t1 / 1 / 1
5th	Michael Walton.....72-82-75 — 229 (+13).....t1 / t6 / 5
6th	Paul Meyer78-79-73 — 230 (+14).....t9 / t6 / 6
T-16th	Todd Ohlmeyer.....82-82-77 — 241 (+25).....t22 / 24 / t16
T-33rd	Matt Knabe.....79-93-82 — 254 (+38).....t15 / t33 / t33

WCC CHAMPIONSHIPS

1996 WCC CHAMPIONSHIPS

Fort Ord Bayonet Golf Course • Seaside, Calif.

April 1-2 • Par 72 • 8 Teams

(tournament was shortened to two rounds due to rain)

TEAM	
1st	Pepperdine.....300-288 — 588 (+12).....2 / 1
2nd	San Francisco.....295-295 — 590 (+14)
INDIVIDUAL	
1st	Michael Walton.....72-70 — 142 (-2).....t1 / 1
T-2nd	Jason Gore.....72-75 — 147 (+3).....t1 / t2
T-11th	Carson Mooney.....78-73 — 151 (+7).....t17 / t11
T-11th	Andy Walker.....81-70 — 151 (+7).....27 / t11
15th	Kevin Marsh.....78-76 — 154 (+10).....t17 / 15

1997 WCC CHAMPIONSHIPS

Fort Ord Bayonet Golf Course • Seaside, Calif.

April 14-15 • Par 72 • 8 Teams

TEAM	
1st	Pepperdine.....298-298-295 — 891 (+27).....1 / 1 / 1
2nd	Portland.....307-299-302 — 908 (+44)
INDIVIDUAL	
1st	Andy Walker.....74-74-70 — 218 (+2).....t3 / t1 / 1
2nd	Michael Walton.....80-71-71 — 222 (+6).....t22 / t5 / 2
T-4th	Mark Madson.....75-74-77 — 226 (+10).....t5 / t3 / t4
T-9th	Jason Gore.....72-79-78 — 229 (+13).....t1 / t5 / t9
T-16th	Paul Meyer.....77-79-77 — 233 (+17).....t11 / 17 / t16

1998 WCC CHAMPIONSHIPS

Menifee Lakes Country Club • Temecula, Calif.

March 30-31 • Par 72 • 8 Teams

TEAM	
1st	Santa Clara.....288-290-291 — 869 (+5)
T-4th	Pepperdine.....291-297-293 — 881 (+17).....4 / 4 / t4
INDIVIDUAL	
1st	Patrick Hawkins, San Diego.....215 (-1)
T-6th	Bobby Rodger.....74-70-75 — 219 (+3).....t18 / t3 / t6
T-13th	Andy Walker.....74-76-71 — 221 (+5).....t18 / t18 / t13
17th	Kelly Craig.....71-75-76 — 222 (+6).....t7 / t11 / 17
19th	Charles Whiteley.....72-78-73 — 223 (+7).....t10 / t18 / 19
20th	Alex Rodger.....74-76-74 — 224 (+8).....t18 / t18 / 20

1999 WCC CHAMPIONSHIPS

Hunter Ranch Golf Course • Paso Robles, Calif.

March 29-30 • Par 72 • 8 Teams

TEAM	
1st	Pepperdine.....286-284-294 — 864 (E).....1 / 1 / 1
2nd	Portland.....302-292-298 — 892 (+28)
INDIVIDUAL	
1st	Kelly Craig.....73-70-68 — 211 (-5).....t8 / 4 / 1
3rd	Michael Beard.....69-69-75 — 213 (-3).....t1 / 1 / 3
T-5th	Jason Allred.....72-73-76 — 221 (+5).....t5 / t5 / t5
T-5th	Charles Whiteley.....73-72-76 — 221 (+5).....t8 / t5 / t5
T-10th	Alex Rodger.....72-76-75 — 223 (+7).....t5 / 14 / t10

2000 WCC CHAMPIONSHIPS

Windsor Golf Club • Windsor, Calif.

April 17-18 • Par 72 • 8 Teams

TEAM	
1st	Pepperdine.....287-283-297 — 867 (+3).....1 / 1 / 1
2nd	San Francisco.....301-295-292 — 888 (+24)
INDIVIDUAL	
1st	Fernando Gomez, San Francisco.....212 (-4)
T-3rd	Jason Allred.....67-76-75 — 218 (+2).....1 / t3 / t3
T-3rd	Michael Beard.....74-67-77 — 218 (+2).....t10 / 2 / t3
T-3rd	Bobby Rodger.....77-71-70 — 218 (+2).....t18 / 10 / t3
9th	Brandon White.....74-70-77 — 221 (+5).....t10 / 5 / 9
10th	Alex Rodger.....72-75-75 — 222 (+6).....t5 / 9 / 10

2001 WCC CHAMPIONSHIPS

Windsor Golf Club • Windsor, Calif.

April 16-17 • Par 72 • 8 Teams

TEAM	
1st	Pepperdine.....285-281-296 — 862 (-2).....1 / 1 / 1
2nd	San Francisco.....291-307-290 — 888 (+24)
INDIVIDUAL	
1st	Randy Creighton.....70-68-75 — 213 (-3).....t2 / 1 / 1
2nd	Michael Beard.....74-70-71 — 215 (-1).....t8 / t2 / 2
3rd	Jason Allred.....71-73-72 — 216 (E).....4 / t2 / 3
T-9th	Alex Rodger.....76-70-78 — 224 (+8).....t17 / t6 / t9
T-9th	Bobby Rodger.....70-76-78 — 224 (+8).....t2 / t6 / t9

2002 WCC CHAMPIONSHIPS

Riverbend Golf Club • Madera, Calif.

April 15-16 • Par 72 • 8 Teams

TEAM	
1st	Pepperdine.....282-285-293 — 860 (-4).....1 / 1 / 1
2nd	San Francisco.....293-300-300 — 893 (+29)
INDIVIDUAL	
1st	Michael Beard.....65-69-72 — 206 (-10).....1 / 1 / 1
2nd	Jason Allred.....70-69-71 — 210 (-6).....2 / 2 / 2
T-5th	Randy Creighton.....73-73-76 — 222 (+6).....t6 / t3 / t5
T-5th	Brian O'Flaherty.....74-74-74 — 222 (+6).....t10 / t9 / t5
23rd	Kelly Craig.....75-76-81 — 232 (+16).....t15 / t14 / 23

2003 WCC CHAMPIONSHIPS

Riverbend Golf Club • Madera, Calif.

April 14-15 • Par 72 • 8 Teams

TEAM	
1st	Pepperdine.....294-278-286 — 858 (-6).....2 / 1 / 1
2nd	San Francisco.....298-282-283 — 863 (-1)
INDIVIDUAL	
1st	Michael Putnam.....72-65-66 — 203 (-13).....t5 / 1 / 1
7th	Randy Creighton.....72-72-73 — 217 (+1).....t5 / t6 / 7
T-8th	Chris Elliott.....75-69-74 — 218 (+2).....t15 / t6 / t8
T-20th	Brandon White.....75-75-73 — 223 (+7).....t15 / t26 / t20
23rd	Brian O'Flaherty.....75-72-77 — 224 (+8).....t15 / t15 / 23

2004 WCC CHAMPIONSHIPS

Riverbend Golf Club • Madera, Calif.

April 12-13 • Par 72 • 8 Teams

TEAM	
1st	Pepperdine.....288-281-299 — 868 (+4).....2 / 1 / 1
2nd	Saint Mary's.....294-283-293 — 870 (+6)
INDIVIDUAL	
1st	Robert Frye, San Francisco.....208 (-8)
4th	Michael Putnam.....66-71-76 — 213 (-3).....t1 / 3 / 4
T-9th	Randy Creighton.....71-74-75 — 220 (+4).....t7 / t13 / t9
T-9th	Alex Coe.....78-70-72 — 220 (+4).....t30 / t9 / t9
T-12th	Brian O'Flaherty.....73-74-75 — 222 (+6).....t13 / t17 / t12
T-12th	Chris Elliott.....79-70-73 — 222 (+6).....t34 / t23 / t12

2005 WCC CHAMPIONSHIPS

Saddle Creek Golf Course • Copperopolis, Calif.

April 11-12 • Par 72 • 8 Teams

TEAM	
1st	Pepperdine.....284-275-287 — 846 (-18).....1 / 1 / 1
2nd	Saint Mary's.....285-283-292 — 860 (-4)
INDIVIDUAL	
1st	Joe Lanza, Saint Mary's.....208 (-8)
2nd	Brian O'Flaherty.....68-70-72 — 210 (-6).....t1 / t1 / 2
3rd	Michael Putnam.....72-69-70 — 211 (-5).....t9 / t4 / 3
4th	Alex Coe.....69-70-73 — 212 (-4).....3 / 3 / 4
5th	Colin Wilcox.....75-66-72 — 213 (-3).....t12 / 5 / 5
T-11th	Michael Baird.....77-71-75 — 223 (+7).....t21 / t13 / t11

WCC CHAMPIONSHIPS

2006 WCC CHAMPIONSHIPS

Saddle Creek Golf Course • Copperopolis, Calif.
April 17-18 • Par 72 • 8 Teams

TEAM	
1st	Loyola Marymount295-290-287 — 872 (+8)
5th	Pepperdine.....304-299-296 — 899 (+35).....t6 / 6 / 5
INDIVIDUAL	
1st	Brian Locke, Loyola Marymount210 (-6)
12th	Michael Baird74-79-71 — 224 (+8).....t11 / t24 / 12
T-16th	J.J. Wood79-78-69 — 226 (+10).....t33 / t33 / t16
T-16th	Alex Coe74-75-77 — 226 (+10).....t11 / t10 / t16
T-23rd	Jesse Barnsley.....77-72-79 — 228 (+12).....t29 / t10 / t23
T-28th	Colin Wilcox80-74-79 — 233 (+17).....t37 / t29 / t28

2007 WCC CHAMPIONSHIPS

La Purisima Golf Course • Lompoc, Calif.
April 16-17 • Par 72 • 8 Teams

TEAM	
1st	Pepperdine.....296-299-298 — 893 (+29).....2 / t2 / 1
2nd	San Diego898 (+34)
INDIVIDUAL	
1st	Brian Locke, Loyola Marymount215 (-1)
3rd	Eric Shriver73-71-74 — 218 (+2).....t4 / t1 / 3
T-13th	Carl Smith75-74-77 — 226 (+10).....t12 / t10 / t13
16th	Jesse Barnsley.....75-77-76 — 228 (+12).....t12 / t18 / 16
T-20th	Shane Mason77-77-77 — 231 (+15).....t20 / t23 / t20
—	Colin Wilcox73-DQ-71 — 144 (—)

2008 WCC CHAMPIONSHIPS

Chambers Bay Golf Course • Tacoma, Wash.
April 14-15 • Par 72 • 8 Teams

TEAM	
1st	San Diego286-294-308 — 888 (+24)
T-2nd	Pepperdine.....300-291-301 — 892 (+28).....t5 / t3 / t2
INDIVIDUAL	
T-1st	Jake Yount, San Diego218 (+2)
T-1st	Chadd Cocco, Saint Mary's218 (+2)
T-7th	Carl Smith74-74-74 — 222 (+6).....t10 / t11 / t7
T-11th	Andrew Putnam75-73-76 — 224 (+8).....t18 / t11 / t11
13th	Jesse Barnsley.....76-73-76 — 225 (+9).....t24 / t15 / 13
T-14th	Andrew Widmar80-71-75 — 226 (+10).....t37 / t23 / t14
31st	Eric Shriver*75-79-80 — 234 (+18).....t18 / t31 / 31

* = statistics were later vacated

2009 WCC CHAMPIONSHIPS

Hiddenbrooke Golf Course • Vallejo, Calif.
April 13-14 • Par 72 • 8 Teams

TEAM	
1st	San Francisco294-271-297 — 862 (-2)
T-3rd	Pepperdine.....285-289-292 — 866 (+2).....3 / t3 / t3
INDIVIDUAL	
1st	Greg Moss, Loyola Marymount209 (-7)
T-8th	Josh Anderson72-74-69 — 215 (-1).....t18 / t18 / t8
T-12th	Shane Mason71-68-77 — 216 (E).....t7 / t3 / t12
T-15th	Andrew Putnam71-73-73 — 217 (+1).....t7 / t14 / t15
23rd	Chad Vivolo75-74-73 — 222 (+6).....t30 / t28 / 23
T-27th	Austyn Karle71-76-79 — 226 (+10).....t7 / 24 / t27

2010 WCC CHAMPIONSHIPS

Hiddenbrooke Golf Course • Vallejo, Calif.
April 19-20 • Par 72 • 8 Teams

TEAM	
1st	Pepperdine.....290-294-303 — 887 (+23).....1 / 1 / 1
2nd	San Diego298-298-296 — 892 (+28)
INDIVIDUAL	
1st	Gunner Wiebe, San Diego216 (E)
2nd	Carl Smith72-73-73 — 218 (+2).....t4 / t4 / 2
4th	Josh Anderson71-72-77 — 220 (+4).....t1 / 1 / 4
T-9th	Andrew Putnam71-74-80 — 225 (+9).....t1 / t4 / t9
14th	Shane Mason76-75-76 — 227 (+11).....t14 / t13 / 14
T-17th	Andrew Widmar77-76-77 — 230 (+14).....t20 / t18 / t17

2011 WCC CHAMPIONSHIPS

San Juan Oaks Golf Club • Hollister, Calif.
April 18-19 • Par 72 • 8 Teams

TEAM	
1st	San Francisco281-284-295 — 860 (-4)
2nd	Pepperdine.....288-287-291 — 866 (+2).....t3 / 2 / 2
INDIVIDUAL	
1st	Taylor Travis, San Francisco212 (-4)
T-4th	Andrew Putnam68-72-74 — 214 (-2).....t1 / 3 / t4
T-10th	Josh Anderson72-72-75 — 219 (+3).....t11 / t7 / t10
T-13th	Parker Page72-80-68 — 220 (+4).....t11 / t26 / t13
T-19th	Andrew Widmar76-72-75 — 223 (+7).....t25 / 19 / t19
23rd	Johnny Mac Arthur79-71-74 — 224 (+8).....t37 / t20 / 23

2012 WCC CHAMPIONSHIPS

San Juan Oaks Golf Club • Hollister, Calif.
April 16-18 • Par 72 • 8 Teams

TEAM	
1st	Saint Mary's274-287-283 — 844 (-20)
7th	Pepperdine.....295-296-297 — 888 (+24).....t5 / 7 / 7
INDIVIDUAL	
1st	Ben Geyer, Saint Mary's207 (-9)
T-12th	Johnny Mac Arthur74-70-73 — 217 (+1).....t22 / t11 / t12
T-16th	Josh Anderson72-74-73 — 219 (+3).....t10 / t17 / t16
30th	Kevin DeHuff75-76-75 — 226 (+10).....t28 / t29 / 30
31st	Parker Page74-77-76 — 227 (+11).....t22 / t29 / 31
T-32nd	Alex Forss76-76-77 — 229 (+13).....t29 / t33 / t32

2013 WCC CHAMPIONSHIPS

Gold Mountain Golf Club • Bremerton, Wash.
April 15-17 • Par 72 • 8 Teams

TEAM	
1st	Saint Mary's288-292-292 — 872 (+8)
6th	Pepperdine.....297-288-296 — 881 (+17).....t3 / 3 / 6
INDIVIDUAL	
1st	Grant Forrest, San Diego74-67-69 — 210 (-6)
T-13th	Cody McManus73-72-75 — 220 (+4).....t9 / t9 / t13
T-16th	Kevin DeHuff75-74-72 — 221 (+5).....t19 / t22 / t16
T-18th	Parker Page73-75-74 — 222 (+6).....t9 / t17 / t18
T-18th	Jeremy Sanders77-70-75 — 222 (+6).....t27 / 16 / t18
T-23rd	Frederick Wedel76-72-77 — 225 (+9).....t21 / t17 / t23

2014 WCC CHAMPIONSHIPS

Gold Mountain Golf Club • Bremerton, Wash.
April 14-16 • Par 72 • 9 Teams

TEAM	
1st	Brigham Young285-295-294 — 874 (+10)
T-5th	Pepperdine.....290-292-302 — 884 (+20).....5 / t6 / t5
INDIVIDUAL	
1st	Byron Meth, Pacific66-71-71 — 208 (-8)
T-13th	Frederick Wedel72-71-77 — 220 (+4).....t15 / t8 / t13
T-19th	Jeremy Sanders78-74-70 — 222 (+6).....t40 / t32 / t19
T-21st	Kevin DeHuff70-72-81 — 223 (+7).....t3 / t4 / t21
T-28th	David Pelekoudas72-75-80 — 227 (+11).....t15 / t19 / t28
T-38th	Nick Thomas76-80-75 — 231 (+15).....t32 / 41 / t38

2015 WCC CHAMPIONSHIPS

Saticoy Country Club • Somis, Calif.
April 13-15 • Par 72 • 9 Teams

TEAM	
1st	Pepperdine.....313-288-309 — 910 (+46).....7 / t2 / 1
2nd	Pacific309-288-316 — 913 (+49)
INDIVIDUAL	
1st	Cody McManus75-71-74 — 220 (+4).....t5 / t2 / 1
T-7th	Frederick Wedel78-71-79 — 228 (+12).....t17 / t6 / t7
T-10th	Kevin DeHuff78-74-77 — 229 (+13).....t17 / t13 / t10
T-20th	Anthony Cecere82-72-80 — 234 (+18).....t36 / t22 / t20
T-26th	Robin Kang82-75-79 — 236 (+20).....t36 / t31 / t26

WCC CHAMPIONSHIPS

2016 WCC CHAMPIONSHIPS

Blackhawk Country Club • Danville, Calif.
April 18-20 • Par 72 • 9 Teams

TEAM	
1st	Saint Mary's 273-286-280 — 839 (-25)
2nd	Pepperdine 290-291-281 — 862 (-2)..... 5 / 2 / 2
INDIVIDUAL	
1st	J. De Los Reyes, SMC 64-67-66 — 197 (-19)
7th	Frederick Wedel 77-71-65 — 213 (-3)..... t37 / t23 / 7
T-9th	Roy Cootes 69-77-70 — 216 (E)..... t5 / t12 / t9
T-9th	Robbie Geibel 71-71-74 — 216 (E)..... t14 / t6 / t9
T-11th	Cody McManus 73-72-72 — 217 (+1)..... t19 / t9 / t11
—	Sahith Theegala WD-WD-WD

2017 WCC CHAMPIONSHIPS

Riverside Country Club • Provo, Utah
April 20-22 • Par 72 • 9 Teams

TEAM	
1st	BYU 279-280-281 — 840 (-24)
2nd	Pepperdine 286-278-283 — 847 (-17)..... t3 / 2 / 2
INDIVIDUAL	
1st	Peter Kuest, BYU 70-67-68 — 205 (-11)
T-7th	Roy Cootes 71-71-70 — 212 (-4)..... t14 / t9 / t7
T-11th	Robbie Geibel 73-71-70 — 214 (-2)..... t21 / t13 / t11
T-15th	Clay Feagler 72-68-75 — 215 (-1)..... t16 / t4 / t15
T-20th	Joshua McCarthy 76-68-73 — 217 (+1)..... t38 / t13 / t20
T-28th	Sahith Theegala 70-78-70 — 218 (+2)..... t9 / t29 / t28

2018 WCC CHAMPIONSHIPS

Carlton Oaks Golf Club • Santee, Calif.
April 16-18 • Par 72 • 9 Teams

TEAM	
1st	Pepperdine 280-283-275 — 838 (-26)..... 1 / 1 / 1
2nd	Saint Mary's 282-296-285 — 863 (-1)
INDIVIDUAL	
1st	Clay Feagler 70-69-63 — 202 (-14)..... t4 / 3 / 1
2nd	Perry Cohen, SMC 66-74-70 — 210 (-6)
T-3rd	Joshua McCarthy 68-73-70 — 211 (-5)..... 2 / 6 / t3
7th	RJ Manke 70-72-71 — 213 (-3)..... t4 / t7 / 7
8th	Sahith Theegala 72-70-72 — 214 (-2)..... t12 / t7 / 8
T-16th	Roy Cootes 75-72-71 — 218 (+2)..... t28 / t19 / t16

2019 WCC CHAMPIONSHIPS

The Reserve at Spanos Park • Stockton, Calif.
April 25-27 • Par 72 • 9 Teams

TEAM	
1st	Pepperdine 289-278-284 — 851 (-13)..... 7 / 2 / 1
2nd	San Francisco 274-291-289 — 854 (-10)
INDIVIDUAL	
1st	RJ Manke* 69-72-69 — 210 (-6)..... t4 / t5 / 1
2nd	Riley Elmes, LMU 71-70-69 — 210 (-6)
T-6th	Joshua McCarthy 70-66-77 — 213 (-3)..... t7 / 1 / t6
T-8th	Joe Highsmith 73-71-70 — 214 (-2)..... t29 / t12 / t8
36th	Clay Feagler 77-69-80 — 226 (+10)..... t40 / t20 / 36
—	Austin Murphy 77-dnp-dnp
—	Roy Cootes dnp-72-68

* won in a playoff

2021 WCC CHAMPIONSHIPS

Reflection Bay Golf Club • Henderson, Nev.
April 29-May 1 • Par 72 • 9 Teams

TEAM	
1st	Pepperdine 269-272-274 — 815 (-49)..... 1 / 1 / 1
2nd	BYU 277-279-283 — 839 (-25)
INDIVIDUAL	
1st	Clay Feagler* 68-65-72 — 205 (-11)..... t7 / 1 / 1
2nd	Dylan Menante 67-67-71 — 205 (-11)..... t3 / 2 / 2
T-3rd	Joe Highsmith 67-73-66 — 206 (-10)..... t3 / t10 / t3
T-7th	Joey Vrzich 73-67-68 — 208 (-8)..... t28 / t10 / t7
T-13th	William Mouw 67-75-69 — 211 (-5)..... t3 / t16 / t13

* won in a playoff

2022 WCC CHAMPIONSHIPS

Reflection Bay Golf Club • Henderson, Nev.
April 28-30 • Par 72 • 9 Teams

TEAM	
1st	Pepperdine 288-285-274 — 847 (-17)..... t1 / 1 / 1
T-2nd	BYU 291-285-276 — 852 (-12)
T-2nd	Loyola Marymount 288-289-275 — 852 (-12)
INDIVIDUAL	
1st	Riley Lewis, LMU 69-70-70 — 209 (-7)
T-2nd	Joey Vrzich 71-72-67 — 210 (-6)..... t5 / t8 / t2
T-2nd	William Mouw 74-67-69 — 210 (-6)..... t22 / t2 / t2
T-15th	Dylan Menante 74-72-69 — 215 (-1)..... t22 / t15 / t15
T-15th	Derek Hitchner 71-74-70 — 215 (-1)..... t5 / t13 / t15
T-19th	Joe Highsmith 72-75-69 — 216 (E)..... t11 / t19 / t19

2023 WCC CHAMPIONSHIPS

Olympic Course - Gold Mountain • Bremerton, Wash.
April 27-29 • Par 72 • 9 Teams

TEAM	
1st	BYU 285-273-285 — 843 (-21)
3rd	Pepperdine 284-280-290 — 854 (-10)..... 2 / 3 / 3
INDIVIDUAL	
1st	Zac Jones, BYU 69-66-72 — 207 (-9)
T-5th	Derek Hitchner 72-66-71 — 209 (-7)..... t14 / t4 / t5
T-5th	William Mouw 68-68-73 — 209 (-7)..... 2 / 2 / t5
T-13th	Sam Choi 71-72-74 — 217 (+1)..... t8 / t13 / t13
T-17th	Luke Gifford 73-74-72 — 219 (+3)..... t19 / t24 / t17
S	Brady Siravo 75-78-NA..... t28 / na / na
S	Ian Maspat NA-NA-74..... na / na / 42

WCC CHAMPIONSHIPS RECORDS — TEAM

LOW 18

-19*	269	2021	Reflection Bay GC	1st round
-16	272	2021	Reflection Bay GC	2nd round
-14	274	2021	Reflection Bay GC	3rd round
-13	275	1992	Torrey Pines GC	3rd round
-13	275	2005	Saddle Creek GC	2nd round
-13	275	2018	Carlton Oaks GC	3rd round

LOW 54

-49*	815	2021	Reflection Bay GC	1st place
-26	838	2018	Carlton Oaks GC	1st place
-18	846	2005	Saddle Creek GC	1st place
-17	847	2017	Riverside CC	2nd place
-17	847	2022	Reflection Bay GC	1st place

MARGIN OF VICTORY

+33*	2002	Riverbend GC
+28	1999	Hunter Ranch GC
+26	2001	Windsor GC
+25	2018	Carlton Oaks GC
+24	1987	West Delta GC
+24	2021	Reflection Bay GC

* WCC records

WCC CHAMPIONSHIPS RECORDS — INDIVIDUAL

LOW 18

-9	63	Clay Feagler	2018	Carlton Oaks GC	3rd round
-7	65	Michael Beard	2002	Riverbend GC	1st round
-7	65	Michael Putnam	2003	Riverbend GC	2nd round
-7	65	Frederick Wedel	2016	Blackhawk CC	3rd round
-7	65	Clay Feagler	2021	Reflection Bay GC	2nd round

LOW 54

-14	202	Clay Feagler	2018	Carlton Oaks GC	1st place
-13	203	Michael Putnam	2003	Riverbend GC	1st place
-11	205	Clay Feagler	2021	Reflection Bay GC	1st place
-11	205	Dylan Menante	2021	Reflection Bay GC	2nd place
-10	206	Michael Beard	2002	Riverbend GC	1st place
-10	206	Joe Highsmith	2021	Reflection Bay GC	T-3rd place

MEDALISTS: 14 total

Last: Clay Feagler, 2021

TOP 10 FINISHES: 99 total since 1986

PEPPERDINE-HOSTED TOURNAMENTS

1999 STRATA INVITATIONAL
Saticoy Country Club • Somis, Calif.
October 11-12 • Par 72 • 12 Teams

TEAM

1st	Texas A&M.....	290-295-299	—	884 (+20)
4th	Pepperdine.....	292-296-302	—	890 (+26)

INDIVIDUAL

1st	Scott Piercy, SDSU.....	74-68-72	—	214 (-2)
4th	Michael Beard, Pepp.....	73-72-71	—	216 (E)

2000 SPAULDING INVITATIONAL
Saticoy Country Club • Somis, Calif.
October 9-10 • Par 72 • 11 Teams

TEAM

1st	New Mexico.....	292-289-298	—	879 (+15)
6th	Pepperdine.....	297-296-308	—	901 (+37)

INDIVIDUAL

1st	Rob Kortan, New Mexico.....	73-71-72	—	216 (E)
T-7th	Michael Beard, Pepp.....	72-71-79	—	222 (+6)
T-7th	Alex Rodger, Pepp.....	65-77-80	—	222 (+6)

2001 CLUB GLOVE INTERCOLLEGIATE
Saticoy Country Club • Somis, Calif.
October 8-9 • Par 72 • 12 Teams

TEAM

1st	Pepperdine.....	292-288-294	—	874 (+10)
2nd	Fresno State.....	297-305-289	—	891 (+27)

INDIVIDUAL

1st	Jason Allred, Pepp.....	74-67-75	—	216 (E)
2nd	Jonathan Echols, Fresno St....	74-72-72	—	218 (+2)

2002 CLUB GLOVE INTERCOLLEGIATE
Saticoy Country Club • Somis, Calif.
October 7-8 • Par 72 • 12 Teams

TEAM

1st	UC Irvine.....	287-294-287	—	868 (+4)
2nd	Pepperdine.....	283-293-293	—	869 (+5)

INDIVIDUAL

1st	Jeff Coburn, UC Irvine.....	69-72-70	—	211 (-5)
3rd	Chris Elliott, Pepp.....	77-68-69	—	214 (-2)

2003 CLUB GLOVE INTERCOLLEGIATE
Saticoy Country Club • Somis, Calif.
October 6-7 • Par 72 • 12 Teams

TEAM

1st	Pepperdine.....	280-291-300	—	871 (+7)
2nd	Arizona State.....	295-294-293	—	882 (+18)

INDIVIDUAL

*1st	Michael Putnam, Pepp.....	67-73-75	—	215 (-1)
2nd	David Inglis, Tulsa.....	70-74-71	—	215 (-1)

2004 CLUB GLOVE INTERCOLLEGIATE
Saticoy Country Club • Somis, Calif.
October 11-12 • Par 72 • 12 Teams

TEAM

1st	Pepperdine.....	289-284-291	—	864 (E)
2nd	Coastal Carolina.....	288-291-292	—	871 (+7)

INDIVIDUAL

1st	Colt Knost, SMU.....	75-69-68	—	212 (-4)
T-2nd	Michael Putnam, Pepp.....	67-70-77	—	214 (-2)

2005 CLUB GLOVE INTERCOLLEGIATE
Saticoy Country Club • Somis, Calif.
October 3-4 • Par 72 • 12 Teams

TEAM

1st	San Diego State.....	292-301-300	—	893 (+29)
2nd	Pepperdine.....	293-310-306	—	909 (+45)

INDIVIDUAL

*1st	David Palm, SDSU.....	68-75-77	—	220 (+4)
3rd	Alex Coe, Pepp.....	74-75-73	—	222 (+6)

2006 CLUB GLOVE INTERCOLLEGIATE
Saticoy Country Club • Somis, Calif.
October 23-24 • Par 72 • 12 Teams

TEAM

1st	Lamar.....	296-298-299	—	893 (+29)
T-2nd	Pepperdine.....	291-308-305	—	904 (+40)

INDIVIDUAL

1st	Charlie Beljan, New Mexico.....	71-76-71	—	218 (+2)
T-8th	Eric Shriver, Pepp.....	76-76-73	—	225 (+9)

2007 CLUB GLOVE INTERCOLLEGIATE
Saticoy Country Club • Somis, Calif.
October 22-23 • Par 72 • 12 Teams

TEAM

1st	Pepperdine.....	300-306-299	—	905 (+41)
2nd	Loyola Marymount.....	304-310-301	—	915 (+51)

INDIVIDUAL

1st	Joel Sjöholm, Ga. State.....	73-72-80	—	225 (+9)
2nd	Andrew Putnam, Pepp.....	71-82-73	—	226 (+10)

2012 NORTH RANCH INTERCOLLEGIATE

North Ranch Country Club • Westlake Village, Calif.
February 27-28 • Par 70 • 14 Teams

TEAM

1st	San Diego State.....	281-292-291	—	864 (+24)
7th	Pepperdine.....	289-308-307	—	904 (+64)

INDIVIDUAL

1st	Matt Hoffenberg, SDSU.....	66-73-73	—	212 (+2)
T-4th	Josh Anderson, Pepp.....	69-72-75	—	216 (+6)

2012 WARRIOR WAVE PRINCEVILLE INTERCOLLEGIATE

Makai Golf Club • Princeville, Kauai, Hawaii
November 5-7 • Par 72 • 16 Teams
(co-hosted with Hawaii)

TEAM

1st	Baylor.....	287-280-279	—	846 (-18)
5th	Pepperdine.....	291-285-291	—	867 (+3)

INDIVIDUAL

1st	Albin Choi, NCSU.....	69-68-69	—	206 (-10)
T-5th	Frederick Wedel, Pepp.....	69-72-70	—	211 (-5)

2013 NORTH RANCH INTERCOLLEGIATE

North Ranch Country Club • Westlake Village, Calif.
February 25-26 • Par 71 • 12 Teams
(co-hosted with USC)

TEAM

1st	USC.....	285-279-299	—	863 (+11)
3rd	Pepperdine.....	292-282-301	—	875 (+23)

INDIVIDUAL

1st	Yi Keun Chang, USC.....	70-68-73	—	211 (-2)
T-4th	Frederick Wedel, Pepp.....	74-68-74	—	216 (+3)

2014 JONES INVITATIONAL

Saticoy Country Club • Somis, Calif.
February 24-25 • Par 72 • 12 Teams

TEAM

1st	San Diego State.....	294-295-292	—	881 (+17)
6th	Pepperdine.....	306-303-301	—	910 (+46)

INDIVIDUAL

1st	Anthony Paolucci, USC.....	70-73-73	—	216 (E)
T-10th	Frederick Wedel, Pepp.....	71-74-78	—	223 (+7)

2014 SOUTHWESTERN INTERCOLLEGIATE
North Ranch Country Club • Westlake Village, Calif.
September 8-9 • Par 71 • 12 Teams
(co-hosted with USC)

TEAM

1st	Stanford.....	280-292-276	—	848 (-4)
7th	Pepperdine.....	289-297-299	—	885 (+33)

INDIVIDUAL

1st	M. McNealy, Stanford.....	66-72-65	—	203 (-10)
T-2nd	Kevin DeHuff, Pepp.....	67-71-70	—	208 (-5)

2015 JONES INVITATIONAL
Valencia Country Club • Valencia, Calif.
February 23-24 • Par 72 • 15 Teams

TEAM

1st	USC.....	277-288-285	—	850 (-14)
6th	Pepperdine.....	297-287-295	—	879 (+15)

INDIVIDUAL

T-1st	Zach Seabolt, Winthrop.....	73-65-70	—	208 (-8)
T-1st	Sean Crocker, USC.....	69-73-66	—	208 (-8)
T-15th	Kevin DeHuff, Pepp.....	72-72-74	—	218 (+2)

2015 WCC CHAMPIONSHIPS
Saticoy Country Club • Somis, Calif.
April 13-15 • Par 72 • 9 Teams

TEAM

1st	Pepperdine.....	313-288-309	—	910 (+46)
2nd	Pacific.....	309-288-316	—	913 (+49)

INDIVIDUAL

1st	Cody McManus, Pepp.....	75-71-74	—	220 (+4)
2nd	Byron Meth, Pacific.....	74-70-77	—	221 (+5)

2016 SOUTHWESTERN JONES INVITATIONAL
North Ranch Country Club • Westlake Village, Calif.
Feb. 29-March 1 • Par 72 • 15 Teams

TEAM

1st	USC.....	280-272-286	—	838 (-26)
2nd	Pepperdine.....	285-280-293	—	858 (-6)

INDIVIDUAL

1st	Andrew Leavitt, USC.....	72-68-68	—	208 (-8)
T-5th	Frederick Wedel, Pepp.....	72-69-70	—	211 (-5)

2017 SOUTHWESTERN INVITATIONAL
North Ranch Country Club • Westlake Village, Calif.
Feb. 27-28 • Par 72 • 14 Teams

TEAM

1st	Pepperdine.....	275-281-287	—	843 (-21)
2nd	USC.....	289-282-288	—	859 (-5)

INDIVIDUAL

1st	Sahith Theegala, Pepp.....	66-66-74	—	206 (-10)
2nd	Alex Higgs, SMU.....	71-67-69	—	207 (-9)

2018 WAVES CHALLENGE
Saticoy Country Club • Somis, Calif.
Jan. 29-30 • Par 72 • 15 Teams

TEAM

1st	Pepperdine.....	297-297-283	—	877 (+13)
2nd	UC Santa Barbara.....	322-300-292	—	914 (+50)

INDIVIDUAL

1st	Sahith Theegala, Pepp.....	70-68-67	—	205 (-11)
2nd	Joshua McCarthy, Pepp.....	73-79-69	—	221 (+5)

2018 SOUTHWESTERN INVITATIONAL
North Ranch Country Club • Westlake Village, Calif.
Feb. 26-27 • Par 72 • 15 Teams

TEAM

1st	UCLA.....	285-292-279	—	856 (-8)
2nd	Pepperdine.....	294-287-295	—	876 (+12)

INDIVIDUAL

1st	Kyle Mueller, Mich.....	71-71-66	—	208 (-8)
T-5th	Clay Feagler, Pepp.....	71-70-75	—	216 (E)
T-5th	Anthony Cecere, Pepp.....	75-70-71	—	216 (E)

2019 SOUTHWESTERN INVITATIONAL
North Ranch Country Club • Westlake Village, Calif.
Feb. 25-26 • Par 72 • 12 Teams

TEAM

1st	USC.....	284-285-291	—	860 (-4)
4th	Pepperdine.....	296-288-285	—	869 (+5)

INDIVIDUAL

1st	Justin Suh, USC.....	68-68-68	—	204 (-12)
2nd	Clay Feagler.....	69-66-73	—	208 (-8)

PEPPERDINE-HOSTED TOURNAMENTS

2020 SOUTHWESTERN INVITATIONAL

North Ranch Country Club • Westlake Village, Calif.
Jan. 27-28 • Par 72 • 12 Teams

TEAM

1st	Pepperdine.....	284-287-279	— 850 (-14)
T-2nd	Arizona State.....	293-291-283	— 867 (+3)
T-2nd	USC.....	299-289-279	— 867 (+3)

INDIVIDUAL

1st	Sahith Theegala, Pepp.	70-68-66	— 204 (-12)
2nd	Leon D'Souza, USC.....	70-68-67	— 205 (-11)

2021 SOUTHWESTERN INVITATIONAL

North Ranch Country Club • Westlake Village, Calif.
Jan. 25-27 • Par 72 • 12 Teams

TEAM

1st	San Diego State.....	294-287-293	— 874 (+10)
5th	Pepperdine.....	308-277-303	— 888 (+24)

INDIVIDUAL

1st	David Puig, ASU	70-66-70	— 206 (-10)
2nd	Joshua McCarthy, Pepp.	72-73-70	— 215 (-1)

2022 SOUTHWESTERN INVITATIONAL

North Ranch Country Club • Westlake Village, Calif.
Jan. 24-26 • Par 72 • 12 Teams

TEAM

1st	Arizona State.....	283-275-276	— 834 (-30)
2nd	Pepperdine.....	287-277-283	— 847 (-17)

INDIVIDUAL

1st	David Puig, ASU	73-70-65	— 208 (-8)
T-4th	Derek Hitchner, Pepp.....	71-70-70	— 211 (-5)

2023 SOUTHWESTERN INVITATIONAL

North Ranch Country Club • Westlake Village, Calif.
Jan. 30 - Feb. • Par 72 • 12 Teams

TEAM

1st	Texas.....	270-290-290	— 850 (-14)
2nd	Pepperdine.....	290-288-285	— 863 (-1)

INDIVIDUAL

1st	Michael Brennan, WF	70-68-69	— 207 (-9)
T-9th	Derek Hitchner, Pepp.....	69-72-74	— 215 (-1)

RESULTS AT OTHER TOURNAMENTS

ALISTER MACKENZIE INVITATIONAL (California)

F2013 12th/16.....Kevin DeHuff T-27th
 F2014 5th/16.....Frederick Wedel T-15th
 F2015 T-2nd/16.....Frederick Wedel T-2nd
 F2016 5th/15.....Roy Cootes T-6th
 F2017 T-5th/16.....Sahith Theegala T-7th
 F2018 1st/15.....RJ Manke 1st
 F2019 1st/16.....Sahith Theegala 1st

AMER ARI INVITATIONAL/ TAYLOR MADE INTERCOLLEGIATE (Hawai'i/Hawai'i-Hilo)

S1993 9th/17.....Carson Mooney T-18th
 S1994 T-8th/24.....Kevin Marsh T-12th
 S1995 T-19th/26.....Marsh/Mooney T-32nd
 S1996 T-14th/24.....Carson Mooney T-9th
 S1997 T-3rd/22.....Michael Walton 7th
 S1998 11th/25.....Alex Rodger T-3rd
 S1999 T-8th/21.....Kelly Craig T-13th
 S2000 14th/24.....Jason Allred T-13th
 S2001 T-19th/24.....Jason Allred T-37th
 S2002 T-11th/24.....Jason Allred 3rd
 S2003 T-9th/26.....Michael Putnam T-11th
 S2004 10th/20.....Michael Putnam T-5th
 S2005 14th/21.....Michael Putnam T-15th
 S2006 9th/21.....Alex Coe T-8th
 S2020 1st/20.....William Mouw 1st
 S2022 6th/19.....Joey Vrzich T-13th
 S2023 NA/canceled due to wind.

ARIZONA INTERCOLLEGIATE

S1994 T-6th/15.....Kevin Marsh T-2nd
 S1995 14th/16.....Kevin Marsh T-34th
 S1998 13th/20.....Kelly Craig T-34th
 S1999 8th/19.....Michael Beard T-10th
 S2000 11th/20.....Michael Beard T-10th
 S2001 7th/20.....Bobby Rodger T-12th
 S2002 3rd/20.....Michael Beard T-7th
 S2003 3rd/16.....Michael Putnam T-19th
 S2004 T-8th/15.....Michael Putnam 2nd
 S2006 T-5th/16.....Alex Coe T-7th
 S2007 9th/16.....Jesse Barnsley T-13th
 S2009 1st/17.....Chad Vivolo 4th
 S2010 6th/14.....Mason/Putnam T-24th
 S2011 2nd/16.....Andrew Putnam 1st
 S2012 4th/12.....Johnny Mac Arthur T-3rd
 S2013 9th/15.....Jeremy Sanders T-18th
 S2015 T-9th/15.....Anthony Cecere T-18th
 S2017 2nd/18.....Sahith Theegala 5th

ASU THUNDERBIRD INVITATIONAL (Arizona State)

S2001 T-10th/22.....Jason Allred T-6th
 S2002 3rd/16.....Randy Creighton T-4th
 S2003 3rd/19.....Brandon White T-11th
 S2004 5th/16.....Randy Creighton T-10th
 S2005 2nd/16.....Michael Putnam T-6th
 S2011 7th/13.....Johnny Mac Arthur T-9th
 S2012 9th/17.....Josh Anderson T-8th
 S2013 11th/18.....Frederick Wedel T-23rd
 S2014 4th/15.....DeHuff/Wedel T-4th
 S2015 8th/14.....Frederick Wedel T-6th

AUGUSTA INVITATIONAL (Augusta)

S2016 T-10th/15.....Sahith Theegala T-13th
 S2021 2nd/15.....Dylan Menante 2nd

BANK OF TENNESSEE

INTERCOLLEGIATE/ RIDGES INTERCOLLEGIATE (East Tennessee State)

F2001 12th/15.....Michael Beard T-11th
 F2006 14th/15.....Eric Shriver T-33rd
 F2012 13th/13.....three tied T-50th

BARONA COLLEGIATE CUP (San Diego State)

S2012 10th/16.....Josh Anderson T-2nd

BEN HOGAN COLLEGIATE INVITATIONAL (TCU)

F2022 T-3rd/16.....William Mouw 2nd

BILL CULLUM INVITATIONAL (Cal State Northridge)

F2013 5th/20.....Frederick Wedel T-10th
 F2014 6th/20.....Kevin DeHuff T-7th
 F2015 2nd/16.....Sahith Theegala T-4th

COLONIAL COLLEGIATE INVITATIONAL (TCU)

F2021 5th/15.....Joe Highsmith T-9th

DAVID TOMS INTERCOLLEGIATE (LSU)

F2009 7th/14.....Andrew Putnam T-17th

DESERT MOUNTAIN INTERCOLLEGIATE (Michigan)

S2016 5th/12.....Lorenzo Magagnin T-10th

EAST LAKE CUP

F2020 1st/4.....n/a
 F2021 3rd/4.....n/a
 F2022 4th/4.....n/a

FIGHTING ILLINI INVITATIONAL (Illinois)

F2019 3rd/15.....William Mouw 3rd
 F2021 T-8th/15.....Derek Hitchner T-17th
 F2022 13th/15.....Sam Choi T-26th

FOLINO INVITATIONAL (Cal State Fullerton)

S2012 2nd/10.....Parker Page T-1st

FRESNO LEXUS CLASSIC (Fresno State)

F1994 3rd/19.....Michael Walton T-7th
 F1995 3rd/20.....Michael Walton T-2nd
 F1997 16th/23.....Andy Walker T-18th
 F1998 6th/16.....Michael Beard T-4th
 S2010 6th/16.....Andrew Putnam T-5th

GENERAL HACKLER CHAMPIONSHIP (Coastal Carolina)

S2004 1st/19.....Alex Coe 1st
 S2005 9th/12.....Brian O'Flaherty T-10th
 S2006 3rd/15.....Alex Coe 1st
 S2007 14th/18.....Eric Shriver T-8th
 S2008 10th/15.....Barnsley/Putnam T-10th
 S2009 3rd/14.....Andrew Putnam T-6th
 S2010 4th/12.....Josh Anderson T-1st
 S2011 5th/17.....Andrew Putnam 3rd
 S2012 13th/15.....Josh Anderson T-14th

GOLF CLUB OF GEORGIA COLLEGIATE INVITATIONAL (Georgia Tech)

F2019 2nd/14.....William Mouw T-11th
 F2021 1st/15.....Joe Highsmith 1st
 F2022 T-2nd/14.....William Mouw - T-3rd

THE GOODWIN/ U.S. INTERCOLLEGIATE (Stanford)

S1990 10th/17.....John Geiberger T-18th
 S1995 5th/27.....Kevin Marsh T-6th
 S1996 2nd/19.....Michael Walton 8th
 S1997 9th/20.....Michael Walton T-6th
 S1998 13th/20.....Andy Walker T-25th
 S1999 5th/19.....Michael Beard 1st
 S2000 2nd/18.....Michael Beard 2nd
 S2009 7th/17.....Andrew Putnam T-13th
 S2010 T-8th/20.....Andrew Putnam T-8th
 S2012 14th/17.....Josh Anderson T-32nd
 S2013 17th/18.....Nick Thomas T-44th
 S2015 11th/24.....Cody McManus T-14th
 S2016 6th/25.....Sahith Theegala T-17th
 S2017 6th/24.....Joshua McCarthy T-13th
 S2019 7th/27.....Joe Highsmith T-19th
 S2021 3rd/28.....Joe Highsmith 6th

GOPHER INVITATIONAL (Minnesota)

F2008 T-6th/12.....Andrew Putnam T-16th
 F2015 T-11th/16.....Cecere/McManus T-29th
 F2016 T-11th/15.....Sahith Theegala T-11th
 F2017 5th/16.....Sahith Theegala 3rd

HUSKY INVITATIONAL (Washington)

F1999 9th/10.....Brandon White T-16th
 F2000 1st/10.....Randy Creighton T-3rd
 F2001 4th/10.....Randy Creighton T-11th
 F2007 3rd/13.....Carl Smith T-3rd
 F2010 1st/14.....Josh Anderson 1st
 F2011 4th/6.....Josh Anderson T-2nd
 F2012 12th/15.....Parker Page T-28th
 F2013 13th/15.....Jeremy Sanders T-20th
 F2014 11th/15.....Frederick Wedel T-27th

JACK NICKLAUS INVITATIONAL (Ohio State)

F2014 11th/12.....Kevin DeHuff T-22nd

KA'ANAPALI COLLEGIATE CLASSIC (Hawai'i)

F2017 7th/21.....Sahith Theegala T-5th

MARIDOE COLLEGIATE INVITATIONAL

F2020 2nd/12.....Dylan Menante T-2nd

RESULTS AT OTHER TOURNAMENTS

MAUI JIM INTERCOLLEGIATE

(Georgia State)
F2019 4th/15.....Highsmith/Mouw T-8th

MORRIS WILLIAMS INTERCOLLEGIATE

(Texas)
S1999 8th/12.....Alex Rodger T-19th
S2000 8th/15.....Allred/Beard T-11th
S2001 5th/15.....Jason Allred 3rd
S2002 2nd/15.....Randy Creighton 2nd
S2003 T-9th/18.....Randy Creighton T-10th
S2004 9th/15.....Randy Creighton T-7th
S2006 17th/18.....Alex Coe T-36th
S2008 10th/15.....Putnam/Widmar T-11th
S2009 7th/18.....Andrew Putnam T-19th
S2010 10th/15.....Carl Smith T-26th
S2011 8th/14.....Johnny Mac Arthur 8th

NIT

(Arizona)
S2022 3rd/15.....Menante/Mouw T-7th
S2023 2nd/13.....William Mouw 3rd

OREGON DUCK INVITATIONAL

S1989 9th/13.....Dean Kobane n/a
S1990 5th/19.....John Geiberger T-7th
S1991 7th/19.....Todd Andrews T-7th
S1997 5th/14.....Jason Gore 11th
S2003 6th/16.....Randy Creighton T-11th
S2005 7th/16.....Michael Putnam T-1st
S2009 6th/13.....Andrew Putnam 4th
S2011 7th/15.....Josh Anderson T-7th

THE PRESTIGE

(UC Davis/Stanford)
F2000 2nd/15.....Michael Beard T-1st
F2001 10th/20.....Jason Allred T-15th
F2002 3rd/18.....Chris Elliott T-6th
F2003 4th/15.....Michael Putnam 5th
F2004 12th/16.....Alex Coe T-13th
F2005 T-5th/18.....Alex Coe T-13th
F2007 T-4th/16.....Jesse Barnsley T-11th
F2008 6th/16.....Andrew Putnam 4th
F2009 7th/13.....Andrew Putnam 6th
F2010 T-8th/15.....Johnny Mac Arthur T-11th
F2011 15th/16.....Johnny Mac Arthur T-39th
S2013 14th/15.....Jeremy Sanders T-37th
S2014 11th/12.....Jeremy Sanders T-21st
S2015 12th/14.....Anthony Cecere T-28th
S2016 4th/15.....Frederick Wedel T-3rd
S2017 2nd/13.....Clay Feagler T-6th
S2018 2nd/16.....Clay Feagler 1st
S2019 3rd/16.....Joshua McCarthy 5th
S2020 2nd/16.....Theegala/Vrzych T-6th
S2021 3rd/24.....Dylan Menante T-4th
S2022 T-13th/24.....Dylan Menante T-12th
S2023 1st/24.....William Mouw 2nd

PRIMLAND COLLEGIATE INVITATIONAL

(Wake Forest)
F2015 5th/9.....Robbie Geibel T-4th

REDHAWK INVITATIONAL

(Seattle)
S2014 5th/18.....Frederick Wedel T-7th

REES JONES INTERCOLLEGIATE

(Michigan State)
F2009 T-4th/12.....Shane Mason T-4th

ROYAL OAKS INTERCOLLEGIATE

(Baylor)
F2016 6th/11.....Roy Cootes T-3rd
F2017 6th/13.....Joshua McCarthy T-6th
F2018 5th/14.....Clay Feagler T-1st

SAINT MARY'S INVITATIONAL

F2018 3rd/18.....Joshua McCarthy T-9th

SAN DIEGO CLASSIC

(San Diego/San Diego State)
S2013 10th/14.....Jeremy Sanders T-25th
S2014 8th/13.....Kevin DeHuff T-11th
S2015 5th/14.....Cody McManus T-15th

SEA BEST INVITATIONAL

(Jacksonville)
S2014 14th/16.....Sanders/Wedel T-27th

SOUTHERN HIGHLANDS COLLEGIATE

(UNLV)
S2017 T-4th/15.....Sahith Theegala T-12th
S2018 T-6th/15.....Clay Feagler T-3rd
S2019 11th/15.....Austin Murphy T-24th
S2020 T-5th/15.....Sahith Theegala T-4th
S2022 2nd/15.....Joe Highsmith T-2nd
S2023 3rd/15.....William Mouw T-5th

SOUTHWESTERN INTERCOLLEGIATE/ USC COLLEGIATE INVITATIONAL/ NORTH RANCH INTERCOLLEGIATE/ SOUTHWESTERN INVITATIONAL

(USC/Pepperdine)
S1991 16th/17.....Gavin Lee T-38th
S1992 16th/18.....Lars Herne T-33rd
S1994 6th/12.....Todd Andrews T-10th
S1995 15th/16.....Michael Walton 1st
S1996 3rd/13.....Michael Walton T-6th
S1997 2nd/12.....Jason Gore 1st
S1998 T-8th/13.....Andy Walker 3rd
S1999 4th/13.....Michael Beard T-5th
S2000 T-14th/14.....Michael Beard T-3rd
S2001 15th/15.....Jason Allred T-35th
S2002 T-8th/16.....Allred/White T-9th
S2003 T-6th/17.....Michael Putnam T-3rd
S2004 T-11th/17.....Michael Putnam T-6th
S2005 8th/15.....Michael Putnam 5th
S2006 1st/15.....Adam Porzak T-3rd
S2007 T-8th/15.....Mason/Shriver T-20th
S2008 4th/14.....Jesse Barnsley T-11th
S2009 6th/13.....Andrew Putnam 2nd
S2010 T-4th/14.....Mason/Putnam T-22nd
S2011 10th/15.....Josh Anderson T-8th
S2012 7th/14.....Josh Anderson T-4th
S2013 3rd/12.....Frederick Wedel T-4th
F2014 7th/12.....Kevin DeHuff T-2nd
S2016 2nd/15.....Frederick Wedel T-5th
S2017 1st/14.....Sahith Theegala 1st
S2018 2nd/15.....Cecere/Feagler T-5th
S2019 4th/12.....Clay Feagler 2nd
S2020 1st/12.....Sahith Theegala 1st
S2021 5th/12.....Joshua McCarthy 2nd
S2023 2nd/12.....Derek Hitchner T-9th

TRINITY FOREST INVITATIONAL

(SMU)
F2017 11th/13.....Sahith Theegala T-24th

UNCG BRIDGESTONE GOLF COLLEGIATE

(UNC Greensboro)
F2008 6th/14.....Josh Anderson T-13th
F2010 8th/14.....Andrew Putnam T-16th
F2011 T-10th/15.....Josh Anderson T-5th

VALSPAR COLLEGIATE INVITATIONAL

(Houston)
S2018 14th/16.....Joshua McCarthy T-18th
S2021 7th/11.....Dylan Menante T-7th
S2022 1st/15.....Dylan Menante 1st
S2023 8th/16.....Derek Hitchner T-14th

WARRIOR PRINCEVILLE MAKAI INVITATIONAL

(Hawaii)
F2012 5th/16.....Frederick Wedel T-5th
F2013 12th/18.....Sanders/Wedel T-20th
F2014 10th/15.....Frederick Wedel 1st
F2015 4th/17.....Frederick Wedel T-6th
F2016 T-7th/19.....Sahith Theegala 5th
F2018 1st/20.....Joshua McCarthy 3rd

WESTERN INTERCOLLEGIATE

(San Jose State)
S1991 T-14th/23.....Todd Andrews T-15th
S1992 16th/18.....Todd Andrews T-28th
S1998 T-16th/20.....three players T-50th
S1999 2nd/18.....Jason Allred T-3rd
S2000 2nd/20.....Jason Allred 1st
S2001 T-7th/18.....Michael Beard T-7th
S2016 5th/14.....Roy Cootes T-8th
S2017 4th/15.....Joshua McCarthy T-2nd
S2018 10th/15.....Manke/McCarthy T-20th
S2019 5th/13.....Clay Feagler 3rd
S2021 1st/13.....Joe Highsmith 1st
S2022 2nd/14.....Dylan Menante 1st
S2023 1st/14.....Derek Hitchner 1st

WILLIAM H. TUCKER INTERCOLLEGIATE

(New Mexico)
F1993 6th/18.....Marc Mazur T-8th
F1998 T-3rd/18.....Jason Allred 10th
F2000 T-8th/23.....Kelly Craig T-11th
F2001 2nd/20.....Jason Allred T-4th
F2002 12th/18.....Michael Putnam T-12th
F2003 10th/18.....Michael Putnam T-30th
F2006 3rd/21.....Jesse Barnsley 8th
F2007 1st/17.....Jesse Barnsley 1st
F2008 3rd/16.....Josh Anderson 3rd
F2009 T-5th/17.....Josh Anderson T-9th
F2010 6th/16.....Andrew Putnam T-1st
F2012 14th/14.....Johnny Mac Arthur T-33rd
F2016 12th/16.....Sahith Theegala T-10th
F2018 3rd/17.....Joshua McCarthy 3rd

WINDON MEMORIAL CLASSIC

(Northwestern)
F1999 15th/15.....Jason Allred T-27th
F2011 9th/17.....Johnny Mac Arthur T-12th

MATCH PLAY HISTORY

Year	Event	Finish	Date	Opponent	Result	Score
2020	East Lake Cup (East Lake GC)	1st/4	Oct. 27	Texas Tech	W	3-2
			Oct. 28	Oklahoma	W	4-1
2021	NCAA Championships (Grayhawk GC)	1st/8	June 1	Florida State	W	3-1-1
			June 1	Oklahoma State	W	3-0-2
			June 2	Oklahoma	W	3-2
2021	East Lake Cup (East Lake GC)	3rd/4	Oct. 26	Oklahoma	L	1-3-1
			Oct. 27	Arizona State	W	3-2
2022	NCAA Championships (Grayhawk GC)	T-3rd/8	May 31	North Carolina	W	3-2
			May 31	Arizona State	L	1-4
2023	East Lake Cup (East Lake GC)	3rd/4	Oct. 25	Arizona State	L	2-3
			Oct. 26	Texas	W	4-1
2023	NCAA Championships (Grayhawk GC)	T-5th/8	May 30	Georgia Tech	L	2-3

All-Time Match Play Records

Sam Choi	2-1
Clay Feagler	3-0
Luke Gifford	1-2
Joe Highsmith	6-2-1
Derek Hitchner	6-3
RJ Manke	1-1
Ian Maspat	1-1
Dylan Menante	5-3-1
William Mouw	4-7-1
Roberto Nieves	0-1
Joey Vrzych	3-3-1

YEAR-BY-YEAR RESULTS

(Results prior to 1988-89 not available)

1988-89 • HEAD COACH: KURT SCHUETTE

<u>TOURNAMENT</u>	<u>FINISH</u>	<u>SCORE</u>	<u>TOP PEPP FINISHER</u>
USC Southwestern Invitational	9th/9	1,142	Dean Kobane 8th
New Mexico State Coca-Cola Classic	17th/19	920	John Geiberger 31st
Robertson Homes Invitational	11th/16	890	Brad Payne n/a
Pacific Coast Intercollegiate	10th/19	907	Brad Payne n/a
UC San Diego SoCal Intercollegiate	5th/18	620	Kevin Eden T-4th
San Diego State Invitational	T-4th/18	891	Dean Kobane T-7th
San Diego Invitational	3rd/10	627	Mike Murphy 1st
Cal State Stanislaus Invitational	6th/20	929	Dean Kobane n/a
Oregon Duck Invitational	9th/13	906	Dean Kobane n/a
UC Irvine Invitational	9th/18	—	John Geiberger n/a
West Coast Conference Championships	1st/8	892	Dean Kobane 1st
Wolf Pack Classic	3rd/11	906	Eden/Payne n/a



1989-90 • HEAD COACH: KURT SCHUETTE

<u>TOURNAMENT</u>	<u>FINISH</u>	<u>SCORE</u>	<u>TOP PEPP FINISHER</u>
New Mexico State Coca-Cola Classic	18th/19	+71 935	Brad Payne T-39th
UC Santa Barbara Gaucho Classic	7th/12	944	Kevin Eden T-7th
UCLA Pioneer Electronics Desert Classic	11th/11	+75 915	Brad Payne T-26th
USC Southwestern Invitational	8th/12	880	Kevin Eden T-14th
John Burns Invitational	21st/23	+41 905	Eden/Payne T-65th
Boise State Invitational	1st/11	883	Bob Jacobson 2nd
Oregon Duck Invitational	5th/19	+29 893	John Geiberger T-7th
Pacific Coast Intercollegiate	9th/18	901	John Geiberger T-21st
Fresno State Pepsi-Cola Classic	11th/19	914	Brad Payne T-31st
Stanford Invitational	10th/17	+55 907	John Geiberger T-18th
West Coast Conference Championships	2nd/8	+37 901	Geiberger/Payne T-2nd
Brigham Young Cougar Classic	7th/15	1127	Bob Jacobson T-21st



1990-91 • HEAD COACH: KURT SCHUETTE

<u>TOURNAMENT</u>	<u>FINISH</u>	<u>SCORE</u>	<u>TOP PEPP FINISHER</u>
New Mexico State Coca-Cola Classic	4th/18	+26 890	John Geiberger T-2nd
Robertson Homes Invitational	10th/15	880	Jeff Gove 16th
UCLA Pioneer Electronics Desert Classic	11th/12	+52 612	Brad Payne T-10th
San Francisco Invitational	7th/13	+73 925	Todd Andrews T-8th
Pacific Coast Intercollegiate	10th/17	941	John Geiberger T-21st
John Burns Invitational	18th/21	+56 920	John Geiberger T-43rd
Western Intercollegiate	T-14th/23	+47 911	Todd Andrews T-15th
Oregon Duck Invitational	7th/19	+50 914	Todd Andrews T-7th
USC Southwestern Invitational	16th/17	924	Gavin Lee T-38th
West Coast Conference Championships	1st/8	+18 882	Brad Payne 2nd



1991-92 • HEAD COACH: KURT SCHUETTE

<u>TOURNAMENT</u>	<u>FINISH</u>	<u>SCORE</u>	<u>TOP PEPP FINISHER</u>
New Mexico State Coca-Cola Classic	3rd/17	+1 865	Gove/Herne T-3rd
Robertson Homes Invitational	9th/16	+25 877	Todd Andrews 19th
Stanford Invitational	2nd/24	+19 871	Lars Herne 1st
UCLA Pioneer Electronics Desert Classic	T-6th/12	+39 903	Steve Van Alstyne T-11th
San Francisco Invitational	4th/17	+42 894	Todd Andrews 1st
UC San Diego SoCal Intercollegiate	1st/9	+31 607	Geoff Shackelford 2nd
San Diego Invitational	2nd/12	+46 898	Lars Herne 1st
Pacific Coast Intercollegiate	5th/22	876	Todd Andrews T-5th
USC Southwestern Invitational	16th/18	924	Lars Herne T-33rd
Western Intercollegiate	16th/18	+43 611	Todd Andrews T-28th
West Coast Conference Championships	1st/8	-9 855	Steve Van Alstyne 1st
NCAA West Regional	T-12th/18	+9 873	Todd Andrews T-6th
NCAA Championships	—	—	Todd Andrews n/a



YEAR-BY-YEAR RESULTS

1992-93 • HEAD COACH: KURT SCHUETTE

TOURNAMENT	FINISH	SCORE	TOP PEPP FINISHER
Robertson Homes Invitational	3rd/20	+2 866	Todd Andrews T-4th
Stanford Shootout	T-9th/24	-2 850	Todd Andrews T-5th
UCLA Pioneer Electronics Desert Classic	1st/15	922	Lars Herne 2nd
San Francisco Invitational	2nd/12	+35 899	Todd Andrews 4th
IGT/UNLV Rebel Classic	T-12th/15	891	Carson Mooney T-19th
Taylor Made Intercollegiate	9th/17	+37 901	Carson Mooney T-18th
Pacific Coast Intercollegiate	2nd/24	583	Lars Herne T-4th
Fresno State Lexus Golf Classic	4th/18	+22 886	Andrews/Gove T-11th
West Coast Conference Championships	4th/8	929	Lars Herne T-6th
Brigham Young Cougar Classic	4th/15	+6 870	Jeff Gove T-7th
NCAA West Regional	7th/18	+15 879	Jeff Gove T-2nd
NCAA Championships	30th/30	+45 621	Lars Herne n/a



1993-94 • HEAD COACH: KURT SCHUETTE

TOURNAMENT	FINISH	SCORE	TOP PEPP FINISHER
New Mexico/Tucker Invitational	6th/18	+14 878	Marc Mazur T-8th
Robertson Homes Invitational	1st/20	+19 871	Todd Andrews T-3rd
Stanford Shootout	4th/20	+18 870	Kevin Marsh 1st
Aldila/Callaway San Diego State Invitational	3rd/15	+14 878	Kevin Marsh 1st
IGT/UNLV Rebel Classic	3rd/13	+32 896	Michael Walton 6th
PING Arizona Intercollegiate	T-6th/15	+9 861	Kevin Marsh T-2nd
Taylor Made Invitational	T-8th/24	+18 882	Kevin Marsh T-12th
Pacific Coast Intercollegiate	3rd/21	+5 581	Todd Andrews T-3rd
USC Southwestern Invitational	6th/12	+33 885	Todd Andrews T-10th
West Coast Conference Championships	1st/8	+37 901	Michael Walton 2nd
Brigham Young Cougar Classic	4th/15	+15 879	Carson Mooney 1st
NCAA West Regional	T-11th/18	+16 880	Todd Andrews T-4th
NCAA Championships	—	—	Todd Andrews n/a



1994-95 • HEAD COACH: CODY BARDEN

TOURNAMENT	FINISH	SCORE	TOP PEPP FINISHER
Washington Husky Golf Classic	T-6th/18	+67 931	Marsh/Walton T-13th
Robertson Homes Invitational	1st/22	+3 855	Kevin Marsh 1st
Fresno State Lexus Golf Classic	3rd/19	922	Michael Walton T-7th
IGT/UNLV Rebel Classic	T-6th/15	+38 902	Carson Mooney T-5th
PING Arizona Intercollegiate	14th/16	+39 891	Kevin Marsh T-34th
Taylor Made Intercollegiate	T-19th/26	+36 900	Marsh/Mooney T-32nd
Aldila/Callaway Collegiate Golf Classic	12th/18	+76 940	Michael Walton 3rd
USC Southwestern Invitational	15th/16	+75 927	Michael Walton 1st
Pacific Coast Intercollegiate	T-14th/23	+37 901	Michael Walton T-3rd
West Coast Conference Championships	1st/8	+53 917	Kevin Marsh 1st
Stanford U.S. Intercollegiate	5th/27	+13 865	Kevin Marsh T-6th
NCAA West Regional	T-10th/18	+22 886	Michael Walton T-22nd



1995-96 • HEAD COACHES: CODY BARDEN / TODD ANDREWS

TOURNAMENT	FINISH	SCORE	TOP PEPP FINISHER
Fresno State Lexus Classic	3rd/20	-4 860	Michael Walton T-2nd
Nike Northwest Classic	3rd/20	+19 883	Carson Mooney T-4th
Robertson Homes Invitational	15th/18	+57 909	Michael Walton T-12th
San Francisco Invitational	1st/16	+31 883	Carson Mooney T-2nd
IGT/UNLV Rebel Classic	T-9th/15	+36 900	Kevin Marsh T-24th
Taylor Made Intercollegiate	T-14th/24	+75 939	Carson Mooney T-9th
Aldila Collegiate Golf Classic	3rd/19	+35 899	Kevin Marsh 2nd
USC Southwestern Invitational	3rd/13	+54 906	Michael Walton T-6th
Pacific Coast Intercollegiate	1st/23	+5 869	Marsh/Walton T-4th
West Coast Conference Championships	1st/8	+12 588	Michael Walton 1st
Stanford U.S. Intercollegiate	2nd/19	+19 871	Michael Walton 8th
NCAA West Regional	4th/18	+21 873	Gore/Marsh T-7th
NCAA Championships	24th/30	+42 618	Marsh/Walton n/a



YEAR-BY-YEAR RESULTS

1996-97 • HEAD COACH: JOHN GEIBERGER

<u>TOURNAMENT</u>	<u>FINISH</u>	<u>SCORE</u>	<u>TOP PEPP FINISHER</u>
Oregon State Nike Northwest Classic	T-13th/18	+38 902	Michael Walton T-24th
Pacific Chase Chevrolet Invitational	6th/13	+33 897	Michael Walton T-6th
San Francisco Invitational	8th/14	+64 916	Michael Walton T-8th
Loyola Marymount dual	W	292-315	three players T-1st
UCLA Bruin Classic	5th/11	+88 940	Mark Madson T-9th
Mauna Kea Resort	T-6th/15	+35 899	Michael Walton 5th
Big Island Taylor Made Intercollegiate	T-3rd/22	+7 871	Michael Walton 7th
San Diego State Collegiate Golf Classic	T2nd/18	+16 880	Paul Meyer T-4th
Oregon Duck Invitational	5th/14	+28 604	Jason Gore 11th
Pacific Coast Intercollegiate	T-7th/24	+22 886	Jason Gore T-5th
USC Southwestern Invitational	2nd/12	+12 864	Jason Gore 1st
West Coast Conference Championships	1st/8	+27 891	Andy Walker 1st
Stanford U.S. Intercollegiate	9th/20	+23 875	Michael Walton T-6th
NCAA West Regional	9th/18	+8 872	Jason Gore T-14th
NCAA Championships	1st/30	+12 1,148	Jason Gore T-3rd



1997-98 • HEAD COACH: JOHN GEIBERGER

<u>TOURNAMENT</u>	<u>FINISH</u>	<u>SCORE</u>	<u>TOP PEPP FINISHER</u>
NCAA Preview Tournament	15th/15	+40 904	Andy Walker T-27th
Fresno State Lexus Golf Classic	16th/23	+48 912	Andy Walker T-18th
Rolex Match Play Team Championships	8th/8		—
Golf World Invitational	18th/18	+63 927	Andy Walker T-52nd
PING Arizona Intercollegiate	13th/20	+38 890	Kelly Craig T-34th
Big Island Taylor Made Intercollegiate	11th/25	+21 877	Alex Rodger T-3rd
Golf Digest Invitational	T-13th/15	+25 889	Andy Walker T-24th
USC Southwestern Invitational	T-8th/13	+46 898	Andy Walker 3rd
West Coast Conference Championships	T-4th/8	+17 881	Bobby Rodger T-6th
Western Intercollegiate	T-16th/20	+45 897	three players T-50th
Stanford U.S. Intercollegiate	13th/20	+53 905	Andy Walker T-25th



1998-99 • HEAD COACH: JOHN GEIBERGER

<u>TOURNAMENT</u>	<u>FINISH</u>	<u>SCORE</u>	<u>TOP PEPP FINISHER</u>
William H. Tucker Intercollegiate	T-3rd/18	+17 881	Jason Allred 10th
Rams Collegiate Invitational	11th/14	+31 871	Kelly Craig T-15th
Oregon State Northwest Classic	8th/18	+6 870	Charles Whiteley T-17th
Fresno State Lexus Classic	6th/16	+19 883	Michael Beard T-14th
PING Arizona Intercollegiate	8th/19	+26 878	Michael Beard T-10th
Taylor Made Big Island Intercollegiate	T-8th/21	+63 919	Kelly Craig T-13th
USC Southwestern Invitational	4th/13	+23 875	Michael Beard T-5th
Morris Williams Intercollegiate	8th/12	+42 906	Alex Rodger T-19th
West Coast Conference Championships	1st/8	E 864	Kelly Craig 1st
Western Intercollegiate	2nd/18	+39 599	Jason Allred T-3rd
Stanford U.S. Intercollegiate	5th/19	+18 870	Michael Beard 1st
NCAA West Regional	T-10th/18	+29 893	Jason Allred T-36th



1999-2000 • HEAD COACH: JOHN GEIBERGER

<u>TOURNAMENT</u>	<u>FINISH</u>	<u>SCORE</u>	<u>TOP PEPP FINISHER</u>
Husky Invitational	9th/10	+25 1,155	Brandon White T-16th
Windon Memorial Classic	15th/15	+62 914	Jason Allred T-27th
Pepperdine STRATA Intercollegiate	4th/12	+26 890	Michael Beard 4th
Golf World Invitational	18th/18	+45 909	Michael Beard T-55th
PING Arizona Intercollegiate	11th/20	+38 890	Michael Beard T-10th
Taylor Made Big Island Intercollegiate	14th/24	+38 894	Jason Allred T-13th
USC Southwestern Invitational	T-4th/14	+22 874	Michael Beard T-3rd
UCSB Intercollegiate	T-10th/19	+61 925	Michael Beard T-11th
Morris Williams Intercollegiate	8th/15	+35 899	Allred/Beard T-11th
Western Intercollegiate	2nd/20	+5 845	Jason Allred 1st
West Coast Conference Championships	1st/8	+3 867	three players T-3rd
Stanford U.S. Intercollegiate	2nd/18	+4 856	Michael Beard 2nd
NCAA West Regional	9th/27	E 864	Michael Beard 1st
NCAA Championships	T-23rd/30	+12 588	Michael Beard n/a



YEAR-BY-YEAR RESULTS

2000-01 • HEAD COACH: JOHN GEIBERGER

TOURNAMENT	FINISH	SCORE	TOP PEPP FINISHER
Northwest Collegiate Classic	6th/18	+8 848	Michael Beard T-7th
William H. Tucker Intercollegiate	T-8th/23	+22 886	Kelly Craig T-11th
Husky Invitational	1st/10	+23 1,103	Randy Creighton T-3rd
Pepperdine Spalding Intercollegiate	6th/11	+37 901	Beard/A. Rodger T-7th
The Prestige	2nd/15	-8 856	Michael Beard T-1st
PING Arizona Intercollegiate	7th/20	+20 872	Bobby Rodger T-12th
Taylor Made Intercollegiate	T-19th/24	+86 942	Jason Allred T-37th
USC Southwestern Invitational	15th/15	+47 615	Jason Allred T-35th
Morris Williams Intercollegiate	5th/15	+2 578	Jason Allred 3rd
Western Intercollegiate	T-7th/18	+42 882	Michael Beard T-7th
ASU Thunderbird Invitational	T-10th/22	-3 861	Jason Allred T-6th
West Coast Conference Championships	1st/8	-2 862	Randy Creighton 1st
Perry Maxwell Invitational	T-9th/16	+26 866	Allred/A. Rodger T-21st
NCAA West Regional	14th/27	+26 890	Alex Rodger T-38th



2001-02 • HEAD COACH: JOHN GEIBERGER

TOURNAMENT	FINISH	SCORE	TOP PEPP FINISHER
The Ridges Intercollegiate	12th/15	+21 885	Michael Beard T-11th
William H. Tucker Intercollegiate	2nd/20	+6 870	Jason Allred T-4th
Husky Invitational	4th/10	+33 1,113	Randy Creighton T-11th
The Club Glove Intercollegiate	1st/12	+10 874	Jason Allred 1st
The Prestige	10th/20	-1 863	Jason Allred T-15th
PING Arizona Intercollegiate	3rd/20	E 852	Michael Beard T-7th
Taylor Made Waikoloa Intercollegiate	T-11th/24	+23 887	Jason Allred 3rd
USC Southwestern Invitational	T-8th/16	+39 891	Allred/White T-9th
Morris Williams Intercollegiate	2nd/15	+22 886	Randy Creighton 2nd
Border Olympics	4th/17	+4 868	Michael Beard 5th
ASU Thunderbird Invitational	3rd/16	-25 839	Randy Creighton T-4th
West Coast Conference Championships	1st/8	-4 860	Michael Beard 1st
NCAA West Regional	5th/27	+13 877	Jason Allred T-8th
NCAA Championships	8th/30	+10 1,146	Michael Beard T-8th



2002-03 • HEAD COACH: JOHN GEIBERGER

TOURNAMENT	FINISH	SCORE	TOP PEPP FINISHER
William H. Tucker Intercollegiate	12th/18	+26 890	Michael Putnam T-12th
Sooner Invitational	5th/10	-7 857	Brian O'Flaherty T-9th
The Club Glove Intercollegiate	2nd/12	+5 869	Chris Elliott 3rd
The Prestige at PGA West	3rd/18	+9 873	Chris Elliott T-6th
PING Arizona Intercollegiate	3rd/16	-12 840	Michael Putnam T-19th
Taylor Made Big Island Intercollegiate	T-9th/26	E 856	Michael Putnam T-11th
USC Southwestern Invitational	T-6th/17	+14 866	Michael Putnam T-3rd
Morris Williams Intercollegiate	T-9th/18	+12 876	Randy Creighton T-10th
Oregon Duck Invitational	6th/16	+16 880	Randy Creighton T-11th
National Invitational Tournament	12th/14	+39 903	Randy Creighton T-15th
ASU Thunderbird Invitational	3rd/19	-29 835	Brandon White T-11th
West Coast Conference Championships	1st/8	-6 858	Michael Putnam 1st
NCAA West Regional	13th/27	+33 897	Michael Putnam 2nd
NCAA Championships	—	—	Michael Putnam T-12th



2003-04 • HEAD COACH: JOHN GEIBERGER

TOURNAMENT	FINISH	SCORE	TOP PEPP FINISHER
William H. Tucker Intercollegiate	10th/18	+26 890	Michael Putnam T-30th
The Adams Cup of Newport	5th/12	+31 895	Michael Putnam T-12th
The Club Glove Intercollegiate	1st/12	+7 871	Michael Putnam 1st
Coca-Cola Tournament of Champions	5th/15	+6 870	Michael Putnam T-14th
The Prestige at PGA West	4th/15	-1 863	Michael Putnam 5th
PING Arizona Intercollegiate	T-8th/15	+11 863	Michael Putnam 2nd
Taylor Made Waikoloa Intercollegiate	10th/20	-2 862	Michael Putnam T-5th
Battle At The Ranch (vs. USC)	L	292-285	Brian O'Flaherty T-1st
USC Cleveland Golf Classic	T-11th/17	+39 891	Michael Putnam T-6th
General Jim Hackler Invitational	1st/19	+6 870	Alex Coe 1st
Morris Williams Intercollegiate	9th/15	+16 880	Randy Creighton T-7th
ASU Thunderbird Invitational	5th/16	-22 842	Randy Creighton T-10th
West Coast Conference Championships	1st/8	+4 868	Michael Putnam 4th
NCAA West Regional	9th/19	+20 884	Michael Putnam T-6th
NCAA Championships	10th/30	+40 1,160	Michael Putnam 4th



YEAR-BY-YEAR RESULTS

2004-05 • HEAD COACH: JOHN GEIBERGER

TOURNAMENT	FINISH	SCORE	TOP PEPP FINISHER	
Gold Rush California Collegiate Showcase	7th/30	+4	868	Michael Putnam T-15th
PING/Golfweek NCAA Preview	10th/15	+37	877	Michael Putnam T-5th
The Club Glove Intercollegiate	1st/12	E	864	Michael Putnam T-2nd
Coca-Cola Tournament of Champions	T-5th/15	+14	866	Michael Putnam T-8th
The Prestige at PGA West	12th/16	+71	935	Alex Coe T-13th
Taylor Made Waikoloa Intercollegiate	14th/21	-29	835	Michael Putnam T-15th
USC Ashworth Invitational	8th/15	+31	883	Michael Putnam 5th
General Jim Hackler Invitational	9th/12	+44	908	Brian O'Flaherty T-10th
Oregon Duck Invitational	7th/16	+9	873	Michael Putnam T-1st
National Invitational Tournament	T-7th/16	-14	850	Michael Putnam T-2nd
ASU Thunderbird Invitational	2nd/16	+9	861	Michael Putnam T-6th
West Coast Conference Championships	1st/8	-18	846	Brian O'Flaherty 2nd
NCAA West Regional	T-10th/27	+24	864	Michael Putnam T-12th
NCAA Championships	—	—	—	Michael Putnam 2nd



2005-06 • HEAD COACH: JOHN GEIBERGER

TOURNAMENT	FINISH	SCORE	TOP PEPP FINISHER	
U.S.-Japan Topy Cup	6th/11	+24	888	J.J. Wood T-6th
The Club Glove Intercollegiate	2nd/12	+45	909	Alex Coe 3rd
The Prestige at PGA West	T-5th/18	+16	880	Alex Coe T-13th
The CordeValle Collegiate	10th/16	+14	878	Michael Baird T-23rd
PING Arizona Intercollegiate	T-5th/16	-2	850	Alex Coe T-7th
University of Hawaii-Hilo Invitational	9th/21	+16	868	Alex Coe T-8th
USC Ashworth Invitational	1st/15	+9	861	Adam Porzak T-3rd
General Jim Hackler Invitational	3rd/15	+23	887	Alex Coe 1st
National Invitational Tournament	15th/15	+20	884	J.J. Wood T-16th
Morris Williams Intercollegiate	17th/18	+43	907	Alex Coe T-36th
West Coast Conference Championships	5th/8	+35	899	Michael Baird 12th
NCAA West Regional	T-9th/27	-13	851	Alex Coe T-11th
NCAA Championships	T-22nd/30	+22	886	Alex Coe n/a



2006-07 • HEAD COACH: JOHN GEIBERGER

TOURNAMENT	FINISH	SCORE	TOP PEPP FINISHER	
William H. Tucker Intercollegiate	3rd/21	+13	877	Jesse Barnsley 8th
Bank of Tennessee Intercollegiate	14th/15	+49	913	Eric Shriver T-33rd
The Club Glove Intercollegiate	T-2nd/12	+40	904	Eric Shriver T-8th
The CordeValle Collegiate	10th/17	+3	867	Eric Shriver T-19th
Aloha Purdue Collegiate Invitational	6th/9	+23	863	Colin Wilcox T-11th
PING Arizona Intercollegiate	9th/16	+5	857	Jesse Barnsley T-13th
John Hayt Collegiate	10th/15	+46	910	Colin Wilcox T-8th
USC Intercollegiate	T-8th/15	+31	883	Mason/Shriver T-20th
Georgia State Challenge	W		286-290	Eric Shriver 1st
General Jim Hackler Invitational	14th/18	+25	889	Eric Shriver T-8th
National Invitational Tournament	14th/15	+18	882	Jesse Barnsley T-29th
West Coast Conference Championships	1st/8	+29	893	Eric Shriver 3rd
NCAA West Regional	T-12th/27	-23	841	Carl Smith T-23rd



2007-08 • HEAD COACH: JOHN GEIBERGER

TOURNAMENT	FINISH	SCORE	TOP PEPP FINISHER	
William H. Tucker Intercollegiate	1st/17	E	864	Jesse Barnsley 1st
Husky Invitational	3rd/13	+19	595	Carl Smith T-3rd
The Prestige at PGA West	T-4th/16	+12	876	Jesse Barnsley T-11th
The Club Glove Intercollegiate	1st/12	+41	905	Andrew Putnam 2nd
Turtle Bay Intercollegiate	T-8th/21	-31	833	Andrew Putnam T-3rd
John Hayt Collegiate	T-9th/15	+30	894	Jesse Barnsley 8th
USC Intercollegiate	4th/14	+46	898	Jesse Barnsley T-11th
General Jim Hackler Invitational	10th/15	+57	921	Barnsley/Putnam T-10th
National Invitational Tournament	7th/15	+11	875	Andrew Putnam T-5th
Morris Williams Intercollegiate	10th/15	+46	898	Putnam/Widmar T-11th
West Coast Conference Championships	T-2nd/8	+28	892	Carl Smith T-7th
NCAA West Regional	T-9th/27	+24	888	Eric Shriver T-11th*
NCAA Championships	—	—	—	Eric Shriver n/a*



* appearances were later vacated

YEAR-BY-YEAR RESULTS

2008-09 • HEAD COACH: JOHN GEIBERGER

TOURNAMENT	FINISH	SCORE	TOP PEPP FINISHER	
Gopher Invitational	T-6th/12	+23	887	Andrew Putnam T-16th
William H. Tucker Intercollegiate	3rd/16	E	864	Josh Anderson 3rd
The Prestige at PGA West	6th/16	+32	896	Andrew Putnam 4th
UNCG Bridgestone Collegiate	6th/14	+25	889	Josh Anderson T-13th
Turtle Bay Intercollegiate	T-8th/19	+2	866	Josh Anderson T-10th
Arizona Intercollegiate	1st/17	+3	855	Chad Vivolo 4th
USC Intercollegiate	6th/13	+20	872	Andrew Putnam 2nd
General Jim Hackler Invitational	3rd/14	+29	893	Andrew Putnam T-6th
Oregon Duck Invitational	6th/13	+29	893	Andrew Putnam 4th
Morris Williams Intercollegiate	7th/18	+54	906	Andrew Putnam T-19th
West Coast Conference Championships	T-3rd/8	+2	866	Josh Anderson T-8th
Stanford U.S. Intercollegiate	7th/17	+5	845	Andrew Putnam T-13th
NCAA South Central Regional	12th/13	+77	941	Josh Anderson T-5th



2009-10 • HEAD COACH: JOHN GEIBERGER

TOURNAMENT	FINISH	SCORE	TOP PEPP FINISHER	
William H. Tucker Intercollegiate	T-5th/17	+5	869	Josh Anderson T-9th
Rees Jones Intercollegiate	T-4th/12	+47	911	Shane Mason T-4th
The Prestige at PGA West	7th/13	+16	880	Andrew Putnam 6th
David Toms Intercollegiate	7th/14	+2	854	Andrew Putnam T-17th
Arizona Intercollegiate	6th/14	-5	847	Mason/Putnam T-24th
USC Collegiate Invitational	T-4th/14	-1	851	Mason/Putnam T-22nd
Fresno Lexus Classic	6th/16	+29	1,094	Andrew Putnam T-5th
General Hackler Championship	4th/12	+30	894	Josh Anderson T-1st
Morris Williams Intercollegiate	10th/15	+55	907	Carl Smith T-26th
Stanford U.S. Intercollegiate	T-8th/20	+15	855	Andrew Putnam T-8th
West Coast Conference Championships	1st/8	+23	887	Carl Smith 2nd
NCAA South Central Regional	7th/14	+13	877	Anderson/Putnam T-17th



2010-11 • HEAD COACH: JOHN GEIBERGER

TOURNAMENT	FINISH	SCORE	TOP PEPP FINISHER	
Husky Invitational	1st/14	-17	847	Josh Anderson 1st
William H. Tucker Intercollegiate	6th/16	+22	886	Andrew Putnam T-1st
The Prestige at PGA West	T-8th/15	+27	891	Johnny Mac Arthur T-11th
UNCG Bridgestone Collegiate	8th/14	+3	867	Andrew Putnam T-16th
Arizona Intercollegiate	2nd/16	+15	867	Andrew Putnam 1st
USC Collegiate Invitational	10th/15	+26	878	Josh Anderson T-8th
General Hackler Championship	5th/17	+33	897	Andrew Putnam 3rd
Oregon Duck Invitational	7th/15	+19	883	Josh Anderson T-7th
Morris Williams Intercollegiate	8th/14	+64	916	Johnny Mac Arthur 8th
ASU Thunderbird Invitational	7th/13	+13	865	Johnny Mac Arthur T-9th
West Coast Conference Championships	2nd/8	+2	866	Andrew Putnam T-4th
NCAA Southwest Regional	T-4th/14	-8	844	Josh Anderson T-7th
NCAA Championships	25th/30	+55	919	Andrew Putnam T-38th



2011-12 • HEAD COACH: JOHN GEIBERGER

TOURNAMENT	FINISH	SCORE	TOP PEPP FINISHER	
Husky Invitational	4th/6	+16	304	Josh Anderson T-2nd
The Prestige at PGA West	15th/16	+14	878	Johnny Mac Arthur T-39th
Windon Memorial Classic	9th/17	+27	867	Johnny Mac Arthur T-12th
UNCG Bridgestone Collegiate	T-10th/15	+18	594	Josh Anderson T-5th
Arizona Intercollegiate	4th/12	+9	861	Johnny Mac Arthur T-3rd
Folino Invitational	2nd/10	+17	881	Parker Page T-1st
North Ranch Intercollegiate	7th/14	+64	904	Josh Anderson T-4th
General Hackler Championship	13th/15	+81	933	Josh Anderson T-14th
Barona Collegiate Cup	10th/16	+12	1,092	Josh Anderson T-2nd
Stanford U.S. Intercollegiate	14th/17	+60	900	Josh Anderson T-32nd
ASU Thunderbird Invitational	9th/17	+15	867	Josh Anderson T-8th
West Coast Conference Championships	7th/8	+24	888	Johnny Mac Arthur T-12th
NCAA West Regional	—	—	—	Josh Anderson 1st
NCAA Championships	—	—	—	Josh Anderson T-37th



YEAR-BY-YEAR RESULTS

2012-13 • HEAD COACH: MICHAEL BEARD

TOURNAMENT	FINISH	SCORE	TOP PEPP FINISHER
Husky Invitational	12th/15	+51	915 Parker Page T-28th
William H. Tucker Intercollegiate	14th/14	+54	918 Johnny Mac Arthur T-33rd
Bank of Tennessee Intercollegiate	13th/13	+26	890 three tied T-50th
Warrior Wave Princeville Intercollegiate	5th/16	+3	867 Frederick Wedel T-5th
Arizona Intercollegiate	9th/15	+32	884 Jeremy Sanders T-18th
The Prestige at PGA West	14th/15	+49	901 Jeremy Sanders T-37th
North Ranch Intercollegiate	3rd/12	+23	875 Frederick Wedel T-4th
San Diego Classic	10th/14	+32	896 Jeremy Sanders T-25th
U.S. Intercollegiate	17th/18	+32	872 Nick Thomas T-44th
ASU Thunderbird Invitational	11th/18	+16	868 Frederick Wedel T-23rd
West Coast Conference Championships	6th/8	+17	881 Cody McManus T-13th

(Note: Michael Beard took over as head coach prior to the spring season.)



2013-14 • HEAD COACH: MICHAEL BEARD

TOURNAMENT	FINISH	SCORE	TOP PEPP FINISHER
Husky Invitational	13th/15	+29	893 Jeremy Sanders T-20th
Alister MacKenzie Invitational	12th/16	+10	874 Kevin DeHuff T-27th
Bill Cullum Invitational	5th/20	+7	871 Frederick Wedel T-10th
Princeville Intercollegiate	12th/18	-9	855 Sanders/Wedel T-20th
Sea Best Invitational	14th/16	+71	935 Sanders/Wedel T-27th
The Prestige at PGA West	11th/12	+18	870 Jeremy Sanders T-21st
Jones Invitational	6th/12	+46	910 Frederick Wedel T-10th
San Diego Classic	8th/13	+34	898 Kevin DeHuff T-11th
ASU Thunderbird Invitational	4th/15	-4	848 DeHuff/Wedel T-4th
Redhawk Invitational	5th/18	+12	856 Frederick Wedel T-7th
West Coast Conference Championships	T-5th/9	+20	884 Frederick Wedel T-13th
NCAA West Regional	—	—	— Frederick Wedel 66th



2014-15 • HEAD COACH: MICHAEL BEARD

TOURNAMENT	FINISH	SCORE	TOP PEPP FINISHER
Southwestern Intercollegiate	7th/12	+33	885 Kevin DeHuff T-2nd
Husky Invitational	11th/15	+42	906 Frederick Wedel T-27th
Jack Nicklaus Invitational	11th/12	+51	903 Kevin DeHuff T-22nd
Alister MacKenzie Invitational	5th/16	+1	853 Frederick Wedel T-15th
Bill Cullum Invitational	6th/20	+2	866 Kevin DeHuff T-7th
Warrior Princeville Makai Invitational	10th/15	-12	852 Frederick Wedel 1st
Arizona Intercollegiate	T-9th/15	+16	868 Anthony Cecere T-18th
The Prestige at PGA West	12th/14	+21	885 Anthony Cecere T-28th
Jones Invitational	6th/15	+15	879 Kevin DeHuff T-15th
San Diego Classic	5th/14	+4	868 Cody McManus T-15th
The Goodwin	11th/24	+11	851 Cody McManus T-14th
ASU Thunderbird Invitational	8th/14	+23	863 Frederick Wedel T-6th
West Coast Conference Championships	1st/9	+46	910 Cody McManus 1st
NCAA Bremerton Regional	11th/14	+16	880 Kevin DeHuff T-15th



2015-16 • HEAD COACH: MICHAEL BEARD

TOURNAMENT	FINISH	SCORE	TOP PEPP FINISHER
Gopher Invitational	T-11th/16	+43	895 Cecere/McManus T-29th
Primland Collegiate Invitational	5th/9	E	576 Robbie Geibel T-4th
Alister MacKenzie Invitational	T-2nd/16	-33	819 Frederick Wedel T-2nd
Bill Cullum Invitational	2nd/16	-17	847 Sahith Theegala T-4th
Warrior Princeville Makai Invitational	4th/17	-20	844 Frederick Wedel T-6th
The Prestige at PGA West	4th/15	E	852 Frederick Wedel T-3rd
Southwestern Jones Invitational	2nd/15	-6	858 Frederick Wedel T-5th
Desert Mountain Intercollegiate	5th/12	-1	863 Lorenzo Magagnin T-10th
The Goodwin	6th/25	+10	850 Sahith Theegala T-17th
3M Augusta Invitational	T-10th/15	+12	876 Sahith Theegala T-13th
Western Intercollegiate	5th/14	+15	1,065 Roy Cootes T-8th
West Coast Conference Championships	2nd/9	-2	862 Frederick Wedel 7th
NCAA Franklin Regional	9th/13	-1	863 Theegala/Wedel T-18th



YEAR-BY-YEAR RESULTS

2016-17 • HEAD COACH: MICHAEL BEARD

TOURNAMENT	FINISH	SCORE	TOP PEPP FINISHER
Gopher Invitational	T-11th/15	+34 886	Sahith Theegala T-11th
William H. Tucker Intercollegiate	12th/16	+38 902	Sahith Theegala T-10th
Alister MacKenzie Invitational	5th/15	-23 829	Roy Cootes T-6th
Royal Oaks Intercollegiate	6th/11	+12 1,077	Roy Cootes T-3rd
Warrior Princeville Makai Invitational	T-7th/19	+1 865	Sahith Theegala 5th
Arizona Intercollegiate	2nd/18	+17 869	Sahith Theegala 5th
The Prestige at PGA West	2nd/13	+4 856	Clay Feagler T-6th
Southwestern Invitational	1st/14	-21 843	Sahith Theegala 1st
Southern Highlands Collegiate	T-4th/15	+9 873	Sahith Theegala T-12th
The Goodwin	6th/24	+30 870	Joshua McCarthy T-13th
Western Intercollegiate	4th/15	+28 1,078	Joshua McCarthy T-2nd
West Coast Conference Championships	2nd/9	-17 847	Roy Cootes T-7th
NCAA Stanford Regional	3rd/13	-5 835	Sahith Theegala T-4th
NCAA Championships	13th/30	+28 1,180	Sahith Theegala T-19th



2017-18 • HEAD COACH: MICHAEL BEARD

TOURNAMENT	FINISH	SCORE	TOP PEPP FINISHER
Gopher Invitational	5th/16	+14 866	Sahith Theegala 3rd
Trinity Forest Invitational	11th/13	+16 868	Sahith Theegala T-24th
Alister MacKenzie Invitational	T-5th/16	-17 835	Sahith Theegala T-7th
Royal Oaks Intercollegiate	6th/13	+5 857	Joshua McCarthy T-6th
Ka'anapali Collegiate Classic	7th/21	-2 850	Sahith Theegala T-5th
Waves Challenge	1st/15	+13 877	Sahith Theegala 1st
The Prestige at PGA West	2nd/16	E 568	Clay Feagler 1st
Southwestern Invitational	2nd/15	+12 876	Cecere/Feagler T-5th
Southern Highlands Collegiate	T-6th/15	+3 867	Clay Feagler T-3rd
Valspar Collegiate Invitational	14th/16	+31 883	Joshua McCarthy T-18th
Western Intercollegiate	10th/15	+17 1,067	Manke/McCarthy T-20th
West Coast Conference Championships	1st/9	-26 838	Clay Feagler 1st
NCAA Norman Regional	8th/14	E 864	Joshua McCarthy T-5th
NCAA Championships	—	—	Joshua McCarthy T-84th



2018-19 • HEAD COACH: MICHAEL BEARD

TOURNAMENT	FINISH	SCORE	TOP PEPP FINISHER
William H. Tucker Intercollegiate	3rd/17	-13 851	Joshua McCarthy 3rd
Alister MacKenzie Invitational	1st/15	-52 800	RJ Manke 1st
Royal Oaks Intercollegiate	5th/14	+33 873	Clay Feagler T-1st
Warrior Princeville Makai Invitational	1st/20	-28 836	Joshua McCarthy 3rd
Saint Mary's Invitational	3rd/18	-4 848	Joshua McCarthy T-9th
The Prestige	3rd/16	+5 857	Joshua McCarthy 5th
Southwestern Invitational	4th/12	+5 869	Clay Feagler 2nd
Southern Highlands Collegiate	11th/15	+10 874	Austin Murphy T-24th
The Goodwin	7th/27	+23 863	Joe Highsmith T-19th
Western Intercollegiate	5th/13	+10 1,060	Clay Feagler 3rd
West Coast Conference Championships	1st/9	-13 851	RJ Manke 1st
NCAA Austin Regional	4th/14	+6 858	Joe Highsmith 4th
NCAA Championships	11th/30	+47 1,199	Joe Highsmith T-24th



2019-20 • HEAD COACH: MICHAEL BEARD

TOURNAMENT	FINISH	SCORE	TOP PEPP FINISHER
Mau Jim Intercollegiate	4th/15	-25 815	Highsmith/Mouw T-8th
Fighting Illini Invitational	3rd/15	+9 849	William Mouw 3rd
Alister MacKenzie Invitational	1st/16	-43 809	Sahith Theegala 1st
Golf Club of Georgia Collegiate Invitational	2nd/14	E 864	William Mouw T-11th
Southwestern Invitational	1st/12	-14 850	Sahith Theegala 1st
Amer Ari Invitational	1st/20	-39 825	William Mouw 1st
The Prestige	2nd/16	-14 838	Theegala/Vrzych T-6th
Southern Highlands Collegiate	T-5th/15	+9 873	Sahith Theegala T-4th

(season canceled in mid-March due to COVID-19 global pandemic)



YEAR-BY-YEAR RESULTS

2020-21 • HEAD COACH: MICHAEL BEARD

TOURNAMENT	FINISH	SCORE	TOP PEPP FINISHER	
Pasadera Collegiate Invitational	1st/5	-46	794	Joshua McCarthy 1st
Maridoe Collegiate Invitational	2nd/12	+19	883	Dylan Menante T-2nd
East Lake Cup — stroke play	2nd/4	-3	285	—
East Lake Cup — match play	1st/4	—	—	—
Rustic Collegiate Classic	1st/5	-21	831	Joshua McCarthy 1st
Southwestern Invitational	5th/12	+24	888	Joshua McCarthy 2nd
The Prestige	3rd/24	-3	849	Dylan Menante T-4th
Valspar Collegiate Invitational	7th/11	-4	848	Dylan Menante T-7th
The Goodwin	3rd/28	+2	842	Joe Highsmith 6th
Augusta Haskins Award Invitational	2nd/15	-35	829	Dylan Menante 2nd
Western Intercollegiate	1st/13	-4	1,046	Joe Highsmith 1st
West Coast Conference Championships	1st/9	-49	815	Clay Feagler 1st
NCAA Cle Elum Regional	4th/14	-1	851	Joey Vrzich T-2nd
NCAA Championships — stroke play	3rd/30	+5	1,125	William Mouw T-13th
NCAA Championships — match play	1st/8	—	—	—



2021-22 • HEAD COACH: MICHAEL BEARD

TOURNAMENT	FINISH	SCORE	TOP PEPP FINISHER	
OFCC/Fighting Illini Invitational	T-8th/15	+22	862	Derek Hitchner T-17th
Colonial Collegiate Invitational	5th/15	+6	846	Joe Highsmith T-9th
Golf Club of Georgia Collegiate	1st/15	-42	822	Joe Highsmith 1st
East Lake Cup — stroke play	1st/4	-5	283	—
East Lake Cup — match play	3rd/4	—	—	—
Southwestern Invitational	2nd/12	-17	847	Derek Hitchner T-4th
Amer Ari Invitational	6th/19	-34	830	Joey Vrzich T-13th
The Prestige	T-13th/24	+47	899	Dylan Menante T-12th
Southern Highlands Collegiate	2nd/15	-31	833	Joe Highsmith T-2nd
NIT	3rd/15	-28	836	Menante/Mouw T-7th
Valspar Collegiate Invitational	1st/15	-34	818	Dylan Menante 1st
Western Intercollegiate	2nd/14	+26	1,076	Dylan Menante 1st
West Coast Conference Championships	1st/9	-17	847	Mouw/Vrzich T-2nd
NCAA Bryan Regional	2nd/13	-8	856	Joe Highsmith 1st
NCAA Championships — stroke play	6th/30	+26	1,146	William Mouw T-5th
NCAA Championships — match play	T-3rd/8	—	—	—



2022-23 • HEAD COACH: MICHAEL BEARD

TOURNAMENT	FINISH	SCORE	TOP PEPP FINISHER	
OFCC/Fighting Illini Invitational	13th/15	+34	874	Sam Choi T-26th
Ben Hogan Collegiate Invitational	T-3rd/16	-5	835	William Mouw 2nd
Golf Club of Georgia Collegiate	T-2nd/14	-22	842	William Mouw T-3rd
East Lake Cup — stroke play	4th/4	+4	292	—
East Lake Cup — match play	3rd/4	—	—	—
Southwestern Invitational	2nd/12	-1	863	Derek Hitchner T-9th
Amer Ari Invitational	Canceled due to wind			
The Prestige	1st/24	-8	844	William Mouw 2nd
Southern Highlands Collegiate	3rd/15	-18	846	William Mouw T-5th
NIT	2nd/13	-23	841	William Mouw 3rd
Valspar Collegiate Invitational	8th/16	-6	846	Derek Hitchner T-14th
Western Intercollegiate	1st/14	-16	1,034	Derek Hitchner 1st
West Coast Conference Championships	3rd/9	-10	854	Hitchner/Mouw T-5th
NCAA Morgan Hill Regional	5th/13	+5	875	Sam Choi T-7th
NCAA Championships — stroke play	4th/30	E	1,120	Sam Choi T-7th
NCAA Championships — match play	T-5th/8	—	—	—



AMATEUR GOLF HIGHLIGHTS

U.S. AMATEUR COMPETITORS

(since 2000)

- 2000** Michael Beard
- 2002** Randy Creighton
- 2004** Shane Mason
Michael Putnam
- 2005** Jesse Barnsley
- 2006** Jesse Barnsley
Kevin Marsh
Shane Mason
Eric Shriver
Colin Wilcox
- 2007** Josh Anderson (round of 64)
Michael Baird
Andrew Putnam (round of 16)
Kevin Marsh
Eric Shriver
Carl Smith
J.J. Wood
- 2008** Josh Anderson (round of 64)
Kevin Marsh (round of 16)
Andrew Putnam (round of 64)
Andrew Widmar
- 2010** Josh Anderson
Kevin Marsh
Andrew Putnam
Andrew Widmar
- 2011** Andrew Putnam (round of 32)
Nick Thomas
- 2012** Jeremy Sanders
- 2013** Kevin DeHuff
Robbie Geibel
Jeremy Sanders
- 2014** Frederick Wedel (semifinals)
- 2015** Frederick Wedel
- 2016** Clay Feagler
Joshua McCarthy
Sahith Theegala (quarterfinals)
Frederick Wedel
- 2017** Roy Cootes
Clay Feagler
Derek Hitchner
Joshua McCarthy
Sahith Theegala (round of 32)
Joey Vrzich (round of 16)
- 2018** Clay Feagler (round of 32)
Joe Highsmith
Joshua McCarthy (round of 32)
Dylan Menante
William Mouw (round of 16)
Sahith Theegala
Joey Vrzich
- 2019** Clay Feagler
Joe Highsmith
Derek Hitchner
RJ Manke (round of 64)
William Mouw
Sahith Theegala (round of 64)
- 2020** Clay Feagler (round of 32)
Joe Highsmith
RJ Manke
Joshua McCarthy
Dylan Menante
William Mouw (round of 16)
Joey Vrzich (round of 64)
- 2021** Joe Highsmith (round of 32)
Derek Hitchner
Dylan Menante
William Mouw
Joey Vrzich

2022

- Sam Choi
- Luke Gifford
- Derek Hitchner (semifinals)
- William Mouw

INTERNATIONAL COMPETITION

Arnold Palmer Cup

- 2005** Michael Putnam
- 2018** Sahith Theegala
- 2020** William Mouw
- 2021** Dylan Menante
- 2022** Dylan Menante
- 2023** Derek Hitchner
- 2023** Michael Beard (coach)

Walker Cup

- 1997** Jason Gore
- 2005** Michael Putnam
- 2021** William Mouw

TOURNAMENT CHAMPIONS

California Amateur Championship

- 1997** Jason Gore
- 2007** Josh Anderson
- 2012** Kevin Marsh
- 2019** William Mouw
- 2020** Joey Vrzich

Mexico Internacional Amateur

- 2019** RJ Manke

Minnesota Amateur Championship

- 2021** Derek Hitchner

NCGA Amateur Championship

- 2019** Joshua McCarthy

Northeast Amateur Invitational

- 2016** Frederick Wedel
- 2021** Dylan Menante

Pacific Coast Amateur Championship

- 1997** Jason Gore
- 2004** Michael Putnam
- 2010** Andrew Putnam

Sahalee Players Championship

- 1996** Jason Gore
- 2017** Sahith Theegala
- 2019** Joe Highsmith

SCGA Amateur Championship

- 1996** Kevin Marsh
- 2008** Kevin Marsh
- 2019** Sahith Theegala

Trans-Mississippi Championship

- 2021** Derek Hitchner
- 2022** William Mouw

U.S. Mid-Amateur Championship

- 2005** Kevin Marsh

Washington Amateur Championship

- 2017** Joe Highsmith
- 2018** RJ Manke
- 2021** RJ Manke





PEPPERDINE
GOLF

