

### 2004 PEPPERDINE WATER POLO FINAL STATISTICS

Overall Record: 15-14 Home: 3-3 Away: 4-5 Neutral: 8-6  
MPSF Record: 3-5 Home: 1-3 Away: 2-2

#### SCORING TOTALS

PLAYER	GOALS	GAME HIGHS
Grant Miller	50	4
Josh Acosta	37	4
Adam Hewko	26	3
Matt Digges	18	3
Doug Mann	18	4
Matt MacDonell	17	3
Matt Hahn	11	3
Nick Corjon	8	2
Jason Langten	6	2
Tom Jasper	5	1
Matt Lee	4	1
Matt Welde	3	2
Trevor Goyette	2	1
Tom Stickland	2	1
Brian Whitlock	2	1
Jeff Willis	2	1
France Denk	1	1
Tyler McBroom	1	1
<b>PEPPERDINE</b>	<b>213</b>	
<b>OPPONENT</b>	<b>184</b>	

#### GOALKEEPING TOTALS

PLAYER	SAVES
Robbie Miller	162
Michael Lee	6

#### TEAM SCORING BY QUARTERS

TEAM	1	2	3	4	1OT	2OT	SD	TOTAL/AVG.
Pepperdine	49	62	58	42	2	0	0	213 7.34
Opponent	45	55	48	56	0	1	0	205 7.07

#### MISCELLANEOUS STATISTICS

WIN-LOSS (BY DAY)	WIN-LOSS (BY MONTH)
Saturday . . . . .7-8	September . . . . .4-4
Sunday . . . . .6-5	October . . . . .6-7
Wednesday . . . . .1-0	November . . . . .5-3
Thursday . . . . .1-0	
Friday . . . . .0-1	


#### PEPPERDINE'S RECORD WHEN.....

PEPPERDINE SCORES BETWEEN			
6 OR LESS	7-9	10-12	13+
4-8	7-6	2-0	2-0
OPPONENT SCORES BETWEEN			
6 OR LESS	7-9	10-12	13+
13-1	2-6	0-7	0-0

### 2004 SCHEDULE/RESULTS

Date	Opponent	Result	Record	MPSF
Sept. 11	%Santa Clara	W, 16-6	1-0	
Sept. 11	%Pomona-Pitzer	W, 12-3	2-0	
Sept. 12	at USC	L, 4-10	2-1	
Sept. 18	#Cal Baptist	W, 10-9	3-1	
Sept. 18	#UCLA	L, 4-11	3-2	
Sept. 19	#UC San Diego	W, 10-9	4-2	
Sept. 19	#UC Irvine	L, 5-10	4-3	
Sept. 25	at Loyola Marymount	L, 9-12	4-4	
Oct. 2	\$Loyola Marymount	L, 5-6	4-5	
Oct. 2	\$UC Davis	W, 8-5	5-5	
Oct. 3	\$St. Francis	L, 8-9	5-6	
Oct. 3	\$Air Force	W, 8-3	6-6	
Oct. 9	UC Irvine*	W, 6-5	7-6	1-0
Oct. 10	at Claremont McKenna	W, 8-2	8-6	
Oct. 10	vs. Harvard	W, 13-7	9-6	
Oct. 16	at Long Beach State*	L, 8-9 (2OT)	9-7	1-1
Oct. 17	at UC Irvine	L, 7-9	9-8	
Oct. 23	Stanford*	L, 3-12	9-9	1-2
Oct. 24	UCLA*	L, 6-7	1-3	
Oct. 30	at California*	L, 8-10	9-11	1-4
Oct. 31	at Pacific*	W, 7-5	10-11	2-4
Nov. 3	at UC San Diego	W, 7-5	11-11	
Nov. 6	USC*	L, 6-9	11-12	2-5
Nov. 11	Loyola Marymount	W, 7-3	12-12	
Nov. 13	at UC Santa Barbara*	W, 6-5	13-12	3-5
Nov. 20	Long Beach State	W, 6-5	14-12	
Nov. 26	at Stanford	L, 5-10	14-13	
Nov. 27	vs. California	W, 4-3	15-13	
Nov. 28	vs. Long Beach State	L, 8-9	15-14	

\*Mountain Pacific Sports Federation game  
%Inland Empire Tournament; La Verne, Calif.  
#SoCal Tournament; Los Angeles, Calif.  
\$NorCal Tournament; Stockton, Calif.  
!MPSF Championship Tournament; Stanford, Calif.



Matt MacDonell

## 2003 PEPPERDINE WATER POLO FINAL STATISTICS

Record: 19-8 ... Home: 8-1 Away: 3-4 Neutral: 8-3  
MPSF: 3-5 ... Home: 3-1 Away: 1-4

### SCORING TOTALS

PLAYER	GOALS	GAME HIGHS
Jesse Smith.	55	6
Michael Hausmann	50	5
Josh Acosta	38	3
Morgan Matthies	25	3
Garrit Barth	20	3
Scott Harvey	19	2
Jordan Keitel	18	3
Doug Mann	13	4
John Ashby	8	2
Tom Jasper	7	2
France Denk	7	1
Matt Hahn	3	2
<b>PEPPERDINE</b>	<b>263</b>	
<b>OPPONENT</b>	<b>184</b>	

### GOALKEEPING TOTALS

PLAYER	ALLOWED	SAVES	GAA
Ben Tait	158	185	6.07
Michael Lee	26	21	5.20

### TEAM SCORING BY QUARTERS

TEAM	1	2	3	4	OT	OT	SD	TOTAL/AVG.
Pepperdine	70	60	67	61	3	0	2	263/9.74
Opponent	45	41	48	49	2	0	0	184/6.81

### MISCELLANEOUS STATISTICS

#### WIN/LOSS BY DAY

Thursday	1-1
Friday	0-1
Saturday	13-2
Sunday	5-4

#### WIN/LOSS BY MONTH

September	6-1
October	7-3
November	6-4

### PEPPERDINE'S RECORD WHEN.....

#### PEPPERDINE SCORES BETWEEN

6 OR LESS	7-9	10-12	13+
0-2	7-6	9-0	3-0
.000	.538	1.000	1.000

#### OPPONENT SCORES BETWEEN

6 OR LESS	7-9	10-12	13+
9-0	7-6	2-3	0-0
1.000	.538	.400	.000

## 2003 PEPPERDINE WATER POLO FINAL RESULTS

DATE	OPPONENT	RESULT	RECORD
Sat., Sept. 13	UCLA	W/7-4	1-0
Sat., Sept. 13	CLAREMONT	W/16-4	2-0
Sat., Sept. 20	#UCLA	W/9-6	3-0
Sat., Sept. 20	#Cal Baptist	W/15-7	4-0
Sun., Sept. 21	#USC	L/9-7	4-1
Sun., Sept. 21	#California	W/9-8	5-1
Sat., Sept. 27	at Loyola Marymount	W/9-2	6-1
Sat., Oct. 4	\$UC Davis	W/11-4	7-1
Sat., Oct. 4	\$Long Beach State	W/11-9	8-1
Sun., Oct. 5	\$Stanford	L/10-9	8-2
Sun., Oct. 5	\$USC	W/9-7	9-2
Sat., Oct. 11	UC IRVINE	W/11-6	10-2
Sun., Oct. 12	UC SAN DIEGO	W/9-4	11-2
Sat., Oct. 18	*PACIFIC	W/16-2	12-2,1-0
Sun., Oct. 19	*CALIFORNIA	L/8-7	12-3,1-1
Sat., Oct. 25	*at USC	L/10-6	12-4,1-2
Sun., Oct. 26	*UC SANTA BARBARA	W/12-7	13-4,2-2
Sat., Nov. 1	at Pacific	W/12-0	14-4
Sun., Nov. 2	*at Stanford	L/10-8	14-5,2-3
Sat., Nov. 8	*LONG BEACH STATE	W/12-11	15-5,3-3
Sun., Nov. 9	*at UC Irvine	L/8-7	15-6,3-4
Thu., Nov 13	LOYOLA MARYMOUNT	W/7-6	16-6
Sat., Nov. 15	*at UCLA	L/7-6(OT)	16-7,3-5
Sat., Nov. 22	at Long Beach State	W/11-10	17-7
Fri., Nov. 28	!UCLA	L/7-5	17-8
Sat., Nov. 29	!UC Irvine	W/11-10	18-8
Sun., Nov. 30	!Long Beach State	W/12-8	19-8

\* Mountain Pacific Sports Federation game  
# SoCal Tournament; Irvine, California  
\$ NorCal Tournament, Stanford, California  
! MPSF Championship Tournament



# Pepperdine Athletics News

## 2002 PEPPERDINE WATER POLO FINAL 26-GAME STATISTICS

Record: 16-10.....Home: 5-2 Away: 5-5 Neutral: 6-3

MPSF: 7-1.....Home: 3-1 Away: 4-0

### SCORING TOTALS

<u>PLAYER</u>	<u>GOALS</u>
Jesse Smith	65
Karl Niehaus	37
Jeremy Grubbs	22
Scott Harvey	19
Michael Hausmann	18
Josh Acosta	15
William Rodriguez	13
Jordan Keitel	12
Morgan Matthies	5
Josh Ashby	3
Chad Caldwell	2
Vedran Kaluderovic	2
<u>Philip Spataru</u>	<u>2</u>
PEPPERDINE TOTALS	215
OPPONENT TOTALS	186

### GOALKEEPING TOTALS

<u>PLAYER</u>	<u>GAMES</u>	<u>ALLOWED</u>	<u>GAA</u>	<u>SAVES</u>	<u>SPG</u>
Justin McCain	2	1	0.50	4	2.00
Michael Soltis	26	185	7.12	202	7.77
PEPPERDINE TOTALS	26	186	7.15	206	7.92
OPPONENT TOTALS	26	215	8.30	220	8.46

### TEAM SCORING BY QUARTERS

<u>TEAM</u>	<u>1</u>	<u>2</u>	<u>3</u>	<u>4</u>	<u>OT</u>	<u>OT</u>	<u>SD</u>	<u>TOTAL</u>	<u>AVG.</u>
PEPPERDINE	49	58	56	44	3	3	2	215	8.30
OPPONENT	55	38	47	40	2	3	1	186	7.15

### MISCELLANEOUS STATISTICS

#### WIN-LOSS BY DAY

Wednesday; 1-0  
 Thursday; 0-2  
 Friday; 1-0  
 Saturday; 10-3  
 Sunday; 4-5

#### WIN-LOSS BY MONTH

September; 4-3  
 October; 7-4  
 November; 5-2  
 December; 0-1

### WIN-LOSS DIFFERENTIAL

	<u>1</u>	<u>2</u>	<u>3</u>	<u>4</u>	<u>5</u>	<u>6</u>	<u>7</u>	<u>8</u>	<u>9</u>	<u>10</u>	<u>10+</u>	<u>TOTAL</u>
WIN	5	4	4	1	1	0	0	0	0	1	0	16
LOSE	6	3	0	0	1	0	0	0	0	0	0	10

### PEPPERDINE'S RECORD WHEN.....

#### PEPPERDINE SCORES BETWEEN

<u>6-</u>	<u>7-9</u>	<u>10-12</u>	<u>13+</u>
2-4	6-6	7-0	1-0

#### OPPONENT SCORES BETWEEN

<u>6-</u>	<u>7-9</u>	<u>10-12</u>	<u>13+</u>
12-0	3-8	1-2	0-0

## 2001 PEPPERDINE WATER POLO FINAL STATISTICS

Record: 14-6.....Home: 6-1 Away: 4-3 Neutral: 4-2  
MPSF: 5-3.....Home: 3-1 Away: 2-2

### SCORING TOTALS

PLAYER	GOALS	POINTS
Greg Lonzo .....	50	50
Jesse Smith .....	42	42
Scott Harvey .....	18	18
Matt McPherson .....	13	13
William Rodriguez ....	12	12
Jeremy Grubbs .....	10	10
Josh Acosta .....	7	7
Karl Niehaus .....	7	7
Vedran Kaluderovic ..	6	6
Morgan Matthies .....	6	6
Jordan Keitel .....	4	4
France Denk .....	2	2
Filipe Pinciroli .....	1	1
<b>PEPPERDINE</b> .....	<b>178</b>	<b>178</b>
<b>OPPONENT</b> .....	<b>137</b>	<b>137</b>

### GOALKEEPING TOTALS

PLAYER	G	ALLOWED	SAVES	GAA	SPG
Ryan Medigovich	3	18	16	6.00	5.33
Michael Soltis	18	119	149	6.61	8.28
<b>PEPPERDINE</b>	<b>20</b>	<b>137</b>	<b>165</b>	<b>6.85</b>	<b>8.25</b>
<b>OPPONENT</b>	<b>20</b>	<b>178</b>	<b>177</b>	<b>8.90</b>	<b>8.85</b>

### TEAM SCORING BY QUARTERS

TEAM	1	2	3	4	OT	OT	SD	TOTAL / AVG.
Pepperdine	36	39	50	44	5	4	0	178 / 8.90
Opponent	24	35	32	41	3	1	1	165 / 6.85

### MISCELLANEOUS STATISTICS

#### WIN/LOSS BY DAY

Wednesday .....	1-0
Friday .....	0-1
Saturday .....	8-3
Sunday .....	5-2

#### WIN/LOSS BY MONTH

September .....	3-1
October .....	9-1
November .....	2-4

### PEPPERDINE'S RECORD WHEN.....

#### PEPPERDINE SCORES BETWEEN

6 OR LESS	7-9	10-12	13+
2-4	5-2	3-0	4-0
.333	.714	1.000	1.000

#### OPPONENT SCORES BETWEEN

6 OR LESS	7-9	10-12	13+
8-1	5-4	1-1	0-0
.889	.556	.500	.000

## 2001 PEPPERDINE WATER POLO FINAL RESULTS

DATE	OPPONENT	RESULT	RECORD
Sat., Sept. 8	at UC Santa Barbara	W/10-4	1-0
Sat., Sept. 22	*at USC	L/9-8 (SD)	1-1
Wed., Sept. 26	at Loyola Marymount	W/9-5	2-1
Sat., Sept. 29	*at UC Irvine	W/14-4	3-1
Sat., Oct. 6	UC SAN DIEGO	W/11-8	4-1
Sun., Oct. 7	LOYOLA MARYMOUNT	W/9-5	5-1
Sat., Oct. 13	#Cal Baptist	W/9-4	6-1
Sat., Oct. 13	#California	W/7-5	7-1
Sun., Oct. 14	#at Stanford	L/8-6	7-2
Sun., Oct. 14	#USC	W/9-8 (OT)	8-2
Sat., Oct. 20	*UC SANTA BARBARA	W/6-5 (OT)	9-2
Sun., Oct. 21	*LONG BEACH STATE	w/15-12 (OT)	10-2
Sat., Oct. 27	*CALIFORNIA	W/6-5	11-2
Sun., Oct. 28	UC IRVINE	W/10-7	12-2
Sat., Nov. 3	UCLA	L/8-7	12-3
Sat., Nov. 10	*at Stanford	L/5-3	12-4
Sun., Nov. 11	*at Pacific	W/13-8	13-4
Fri., Nov. 23	!Long Beach State	L/8-6	13-5
Sat., Nov. 24	!UC Irvine	W/14-9	14-5
Sun., Nov. 25	!USC	L/10-6	14-6

\* Mountain Pacific Sports Federation game

# NorCal Tournament; Stockton, California

! MPSF Championship Tournament; Berkeley, California

### LOYOLA MARYMOUNT TO HOST NCAA CHAMPIONSHIPS ON DECEMBER 7-8

Loyola Marymount University will host the 2002 NCAA Championships for water polo at the Burns Recreation and Aquatics Complex on December 7-8.

The four-team event will include automatic berths for the champions of the Eastern Water Polo Association, Mountain Pacific Sports Federation and the Western Water Polo Association plus one at-large team as determined by the national selection committee.

Pepperdine hosted the NCAA Championships for the first time in December of 2000 at Raleigh Runnels Memorial Pool, and UCLA defeated UC San Diego in the title game by a final score of 11-2.



## 2000 PEPPERDINE WATER POLO FINAL STATISTICS

Record: 14-12.....Home: 5-3    Away: 3-5    Neutral: 6-4  
MPSF: 2-6.....Home: 1-3    Away: 1-3

### SCORING TOTALS

PLAYER	GOALS	POINTS
Greg Lonzo	59	59
Chris Tilden	38	38
Michael Hausmann	19	19
Sean Hylton	18	18
Peter Joseph	17	17
Mike Peetz	14	14
Scott Harvey	11	11
Robert Grayeli	3	3
Matt McPherson	2	2
Chris Richeson	2	2
Jeremy Grubbs	1	1
<b>PEPPERDINE</b>	<b>184</b>	<b>184</b>
<b>OPPONENT</b>	<b>179</b>	<b>179</b>

### GOALKEEPING TOTALS

PLAYER	G	ALLOWED	SAVES	GAA	SPG
Ryan Medigovich	7	30	20	4.29	2.86
Michael Soltis	24	149	176	6.21	7.00
<b>PEPPERDINE</b>	<b>26</b>	<b>179</b>	<b>196</b>	<b>6.88</b>	<b>7.54</b>
<b>OPPONENT</b>	<b>26</b>	<b>184</b>	<b>213</b>	<b>7.08</b>	<b>8.19</b>

### TEAM SCORING BY QUARTERS

TEAM	1	2	3	4	OT	OT	SD	TOTAL / AVG.
Pepperdine	43	43	48	48	1	1	0	184 / 7.08
Opponent	54	37	45	39	3	0	1	179 / 6.88

### MISCELLANEOUS STATISTICS

WIN/LOSS BY DAY		WIN/LOSS BY MONTH	
Thursday	2-0	September	5-1
Friday	2-0	October	5-6
Saturday	6-6	November	4-5
Sunday	4-6		

### PEPPERDINE'S RECORD WHEN.....

PEPPERDINE SCORES BETWEEN			
6 OR LESS	7-9	10-12	13+
4-9	5-2	3-1	2-0
.308	.714	.750	1.000
OPPONENT SCORES BETWEEN			
6 OR LESS	7-9	10-12	13+
11-2	3-5	0-3	0-2
.846	.375	.000	.000

## 2000 PEPPERDINE WATER POLO FINAL RESULTS

DATE	OPPONENT	RESULT	RECORD
Sat., Sept. 9	UC SANTA BARBARA	W/8-4	1-0
Sat., Sept. 16	#UC San Diego	W/7-5	2-0
Sat., Sept. 16	#California	L/12-9	2-1
Sun., Sept. 17	#Air Force	W/14-2	3-1
Sun., Sept. 17	#UC Santa Barbara	W/5-4	4-1
Sat., Sept. 30	at UC Irvine	W/7-6	5-1
Sun., Oct. 1	*at UCLA	L/13-6	5-2
Sat., Oct. 7	at UC San Diego	L/8-3	5-3
Sun., Oct. 8	*at Long Beach State	L/13-12 (SD)	5-4
Thu., Oct. 12	MASSACHUSETTS	W/10-7	6-4
Sat., Oct. 14	*at UC Santa Barbara	W/6-5	7-4
Sat., Oct. 21	@at Pacific	W/5-3	8-4
Sat., Oct. 21	@UCLA	L/10-3	8-5
Sun., Oct. 22	@UC San Diego	W/10-5	9-5
Sun., Oct. 22	@UC Irvine	L/6-5	9-6
Sat., Oct. 28	*PACIFIC	W/10-9	10-6
Sun., Oct. 29	*STANFORD	L/9-8 (OT)	10-7
Sat., Nov. 4	*USC	L/7-3	10-8
Sun., Nov. 5	*UC IRVINE	L/12-6	10-9
Thu., Nov. 9	LOYOLA MARYMOUNT	W/13-2	11-9
Sat., Nov. 11	at Pacific	L/6-4	11-10
Sun., Nov. 12	*at California	L/7-6	11-11
Fri., Nov. 17	LONG BEACH STATE	W/7-4	12-11
Fri., Nov. 24	!USC	W/5-4	13-11
Sat., Nov. 25	!UCLA	L/9-4	13-12
Sun., Nov. 26	!UC Irvine	W/8-7	14-12

\* Mountain Pacific Sports Federation game  
# SoCal Tournament; Newport Beach, California  
@ NorCal Tournament; Stockton, California  
! MPSF Championship Tournament; Los Alamitos, California

### STANFORD TO HOST NCAA CHAMPIONSHIPS ON DECEMBER 1-2

Stanford University will host the 2001 NCAA Championships for water polo at the Avery Aquatic Complex on December 1-2.

The four-team event will include automatic berths for the champions of the Eastern Water Polo Association, Mountain Pacific Sports Federation and the Western Water Polo Association plus one at-large team as determined by the national selection committee.

Pepperdine hosted the NCAA Championships for the first time last December at Raleigh Runnels Memorial Pool, and UCLA defeated UC San Diego in the title game by a final score of 11-2.



## 1999 PEPPERDINE WATER POLO FINAL STATISTICS

Record: 12-14.....Home: 7-3 Away: 2-4 Neutral: 3-7  
MPSF: 3-5.....Home: 2-2 Away: 1-3

### SCORING TOTALS

PLAYER	GOALS	2-POINT GOALS	POINTS
Greg Lonzo .....	53	7	60
Peter Joseph .....	29	5	34
Sean Hylton .....	25	8	33
Michael Hausmann ...	28	0	28
Chris Richeson .....	10	1	11
Ryan Wynn .....	9	0	9
Dallas Hitchcock .....	6	1	7
Matt McPherson .....	6	1	7
John Ashby .....	5	1	6
Michael Romine .....	2	0	2
Philip Spataru .....	2	0	2
Bill Bruininga .....	1	0	1
Chad Caldwell .....	1	0	1
<b>PEPPERDINE</b> .....	<b>177</b>	<b>24</b>	<b>201</b>
<b>OPPONENT</b> .....	<b>213</b>	<b>18</b>	<b>231</b>

### GOALKEEPING TOTALS

PLAYER	G	ALLOWED	SAVES	GAA	SPG
Michael Soltis	21	165 + 11	185	7.86	8.81
Josh Drais	3	25 + 3	15	8.33	5.00
<b>PEPPERDINE</b>	<b>26</b>	<b>213 + 18</b>	<b>200</b>	<b>8.19</b>	<b>7.69</b>
<b>OPPONENT</b>	<b>26</b>	<b>177 + 34</b>	<b>225</b>	<b>6.81</b>	<b>8.65</b>

### TEAM SCORING BY QUARTERS

TEAM	1	2	3	4	OT	OT	SD	TOTAL / AVG.
Pepperdine	51	45	47	53	3	2	0	201 / 7.73
Opponent	55	57	57	60	1	1	0	231 / 8.88

### MISCELLANEOUS STATISTICS

#### WIN/LOSS BY DAY

Monday .....	1-0
Thursday .....	1-0
Friday .....	1-1
Saturday .....	3-8
Sunday .....	6-5

#### WIN/LOSS BY MONTH

September .....	2-4
October .....	6-6
November .....	4-4

### PEPPERDINE'S RECORD WHEN.....

#### PEPPERDINE SCORES BETWEEN

6 OR LESS	7-9	10-12	13+
0-7	7-5	5-2	0-0
.000	.583	.714	.000

#### OPPONENT SCORES BETWEEN

6 OR LESS	7-9	10-12	13+
9-2	2-2	1-6	0-4
.818	.500	.143	.000

## 1999 PEPPERDINE WATER POLO FINAL RESULTS

DATE	OPPONENT	RESULT	RECORD
Sat., Sept. 11	at UC Santa Barbara	L/12-10	0-1
Sat., Sept. 18	#Navy	W/12-6	1-1
Sat., Sept. 18	#UCLA	L/7-3	1-2
Sun., Sept. 19	#Long Beach State	W/7-6	2-2
Sun., Sept. 19	#Pacific	L/7-6	2-3
Sun., Sept. 26	USC	L/11-7	2-4
Sat., Oct. 2	*LONG BEACH STATE	L/12-6	2-5
Sun., Oct. 3	UC IRVINE	W/8-5	3-5
Sat., Oct. 9	\$Long Beach State	L/13-8	3-6
Sat., Oct. 9	\$California "B"	W/6-5	----
Sun., Oct. 10	\$Loyola Marymount	W/10-6	4-6
Sun., Oct. 10	\$UC Irvine	L/8-7	4-7
Sat., Oct. 16	*UC SANTA BARBARA	W/9-6	5-7
Sun., Oct. 17	*CALIFORNIA	W/10-4	6-7
Fri., Oct. 22	UC SAN DIEGO	W/9-7 (OT)	7-7
Sat., Oct. 23	*UCLA	L/13-6	7-8
Thu., Oct. 28	LOYOLA MARYMOUNT	W/12-6	8-8
Sat., Oct. 30	*at Stanford	L/12-8	8-9
Sun., Oct. 31	*at Pacific	L/10-7	8-10
Sat., Nov. 6	*at USC	L/12-2	8-11
Sun., Nov. 7	*PACIFIC	W/8-6	9-11
Mon., Nov. 8	AIR FORCE	W/8-6	10-11
Sun., Nov. 14	*at UC Irvine	W/12-11 (OT)	11-11
Fri., Nov. 20	at Long Beach State	W/9-8	12-11
Fri., Nov. 26	@Stanford	L/6-3	12-12
Sat., Nov. 27	@USC	L/15-3	12-13
Sun., Nov. 28	@Long Beach State	L/17-12	12-14

\* Mountain Pacific Sports Federation game

# SoCal Tournament; Newport Beach, California

\$ NorCal Tournament; Stanford, California

@ MPSF Championship Tournament; Newport Beach, California

## PEPPERDINE TO HOST NCAA CHAMPIONSHIPS ON DECEMBER 2-3


Pepperdine University will host the 2000 NCAA Championships for water polo at Raleigh Runnels Memorial Pool on December 2-3.

The four-team event will include automatic berths for the champions of the Eastern Water Polo Association, Mountain Pacific Sports Federation and the Western Water Polo Association plus one at-large team as determined by the national selection committee.

It marks the first time that Pepperdine has hosted the NCAA Championships for water polo.

Adults can purchase All-Tournament passes for \$15. All-Tournament passes are available to senior citizens and students for \$10 and \$7 for children. Daily tickets cost \$10 for adults, \$7 for senior citizens and students and \$5 for children.





John Ashby



Matt Bjorner




Deacon Bradley




Matt Caldwell



Eduardo Quezada



Michael Romine



Philip Spataru



Art Studzinski

**1998 PEPPERDINE WATER POLO FINAL STATISTICS**

Record: 13-11.....Home: 3-3      Away: 4-4      Neutral: 6-4

**SCORING TOTALS**

PLAYER	GOALS	2-POINT GOALS	POINTS
Jeremy Pope	37	8	45
Todd King	27	0	27
Sean Hylton	14	4	18
Chris Tilden	18	0	18
Peter Joseph	17	0	17
Robert Grayeli	13	2	15
Greg Lonzo	13	1	14
Christian Jensen	12	2	14
Mike Peetz	12	0	12
Chris Richeson	3	0	3
Greg Feldman	1	0	1
Jordan Hewko	1	0	1
Dallas Hitchcock	1	0	1
<b>PEPPERDINE TOTALS</b>	<b>169</b>	<b>17</b>	<b>186</b>
<b>OPPONENT TOTALS</b>	<b>163</b>	<b>10</b>	<b>173</b>

**GOALKEEPING TOTALS**

PLAYER	GAMES	ALLOWED	SAVES	GAA	SPG
Quenton Gebeau	2	3 + 1	2.00	3	1.50
Merrill Moses	24	160 + 9	6.67	224	9.33
<b>PEPPERDINE TOTALS</b>	<b>24</b>	<b>163 + 10</b>	<b>6.79</b>	<b>227</b>	<b>9.45</b>
<b>OPPONENT TOTALS</b>	<b>24</b>	<b>169 + 17</b>	<b>7.04</b>	<b>201</b>	<b>8.38</b>

**TEAM SCORING BY QUARTERS**

TEAM	1	2	3	4	OT	OT	SD	TOTAL / AVERAGE
Pepperdine	42	47	54	49	2	1	0	186 / 7.75
Opponent	43	41	46	38	1	4	0	173 / 7.21

**MISCELLANEOUS STATISTICS**

WIN/LOSS BY DAY	WIN/LOSS BY MONTH
Friday ..... 3-1	September ..... 2-3
Saturday ..... 6-3	October ..... 4-6
Sunday ..... 4-7	November ..... 7-2

**PEPPERDINE'S RECORD WHEN.....**

PEPPERDINE SCORES BETWEEN			
6 OR LESS	7-9	10-12	13+
1-9	4-2	6-0	2-0
.100	.667	1.000	1.000
OPPONENT SCORES BETWEEN			
6 OR LESS	7-9	10-12	13+
9-2	3-4	1-5	0-0
.818	.429	.167	.000

**MERRILL MOSES**

**Undergraduate Assistant Coach**

Merrill Moses, the starting goalie on Pepperdine's 1997 national championship team, will work with this year's team as an undergraduate assistant coach.

A four-year starter for the Waves, Moses developed into one of the collegiate game's top goalkeepers, earning All-American honors in 1997 and 1998. Moses is hopeful of earning a roster spot with the U.S. National team and competing at the 2000 Olympic Games.

Moses was tabbed a first team All-American in 1997 as the Waves rolled to a 25-3 record and won the NCAA title for the first time. Moses was a first team All-Mountain Pacific Sports Federation (MPSF) selection and named the league's "Goalkeeper of the Year." Additionally, Moses shared the "Most Valuable Player" honor at the NCAA Championships with teammates Alan Herrmann and Jeremy Pope.

As a senior in 1998, Moses earned second team All-American honors and was a second team All-MPSF pick, as the Waves compiled an overall record of 13-11 and advanced to the championship game of the league tournament.


**1998 PEPPERDINE WATER POLO FINAL RESULTS**

DATE	OPPONENT	RESULT	RECORD
Sat., Sept. 19	#Navy	W/11-6	1-0
Sat., Sept. 19	#UC Irvine	W/7-6	2-0
Sun., Sept. 20	#UCLA	L/7-4	2-1
Sun., Sept. 20	#California	L/10-5	2-2
Sat., Sept. 26	*USC	L/11-5	2-3
Fri., Oct. 2	*at UCLA	L/5-4	2-4
Sun., Oct. 4	*PACIFIC	W/9-6	3-4
Sun., Oct. 11	*STANFORD	L/8-5	3-5
Sat., Oct. 17	\$Massachusetts	W/12-6	4-5
Sat., Oct. 17	\$at Stanford	L/11-4	4-6
Sun., Oct. 18	\$Long Beach State	W/9-8	5-6
Sun., Oct. 18	\$USC	L/10-4	5-7
Fri., Oct. 23	*at UC Santa Barbara	W/14-8	6-7
Sun., Oct. 25	at UC Irvine	L/8-6	6-8
Sat., Oct. 31	*at California	L/8-7	6-9
Sun., Nov. 1	at Pacific	W/12-10	7-9
Sat., Nov. 7	LONG BEACH STATE	W/12-6	8-9
Sun., Nov. 8	at UC San Diego	W/12-3	9-9
Fri., Nov. 13	UC SANTA BARBARA	W/10-0	10-9
Sun., Nov. 15	*UC IRVINE	L/4-0	10-10
Sat., Nov. 21	*at Long Beach State	W/13-9	11-10
Fri., Nov. 27	@UCLA	W/7-6	12-10
Sat., Nov. 28	@UC Irvine	W/6-5 (OT)	13-10
Sun., Nov. 29	@Stanford	L/11-8 (OT)	13-11


\* Mountain Pacific Sports Federation game  
 # SoCal Tournament; Newport Beach, California  
 \$ NorCal Tournament; Stanford, California  
 @ MPSF Championship Tournament; Newport Beach, California



JOSH DRAIS



GREG FELDMAN



DALLAS HITCHCOCK



MIKE HURLBUT



MIKE MARRINER



MATT MCPHERSON



ERIC MEADOWS



DEREK PAYNE



MICHAEL ROMINE



ALEX STEINHEIMER



JOSEPH WILKES

**1997 PEPPERDINE WATER POLO FINAL STATISTICS**

Record: 25-3.....Home: 10-0 Away: 5-1 Neutral: 10-2

**SCORING TOTALS**

PLAYER	GOALS	2-POINT GOALS	POINTS
Jeremy Pope	54	4	58
Alan Herrmann	51	0	51
Jack Kocur	39	7	46
Todd King	26	0	26
Andy Bruininga	23	1	24
Alex Rodriguez	19	1	20
Christian Jensen	13	1	14
Chris Tilden	11	0	11
Brian McAllister	9	1	10
Ryan Wynn	9	0	9
Peter Joseph	8	0	8
Adam Pendergraft	2	0	2
Chris Richeson	2	0	22
Chris Walker	1	0	1
Jonathon Willey	1	0	1
<b>PEPPERDINE TOTALS</b>	<b>268</b>	<b>15</b>	<b>283</b>
<b>OPPONENT TOTALS</b>	<b>143</b>	<b>9</b>	<b>152</b>

**GOALKEEPING TOTALS**

PLAYER	GAMES	ALLOWED	SAVES	GAA
Mike Marriner	3	5 + 0	8	1.67
Quenton Gebeau	7	22 + 1	25	3.14
Merrill Moses	25	116 + 8	207	4.64
<b>PEPPERDINE TOTALS</b>	<b>28</b>	<b>143 + 9</b>	<b>240</b>	<b>5.11</b>
<b>OPPONENT TOTALS</b>	<b>28</b>	<b>268 + 15</b>	<b>226</b>	<b>9.57</b>

**TEAM SCORING BY QUARTERS**

TEAM	1	2	3	4	OT	OT	SD	TOTAL / AVERAGE
Pepperdine	77	62	77	62	4	1	0	283 / 10.11
Opponent	15	44	38	53	2	0	0	152 / 5.43

**MISCELLANEOUS STATISTICS**

**WIN/LOSS BY DAY**

Thursday	1-0
Friday	4-0
Saturday	15-1
Sunday	5-2

**WIN/LOSS BY MONTH**

September	9-0
October	8-1
November	6-2
December	2-0

**PEPPERDINE'S RECORD WHEN.....**

**PEPPERDINE SCORES BETWEEN**

6 OR LESS	7-9	10-12	13+
1-2	12-1	7-0	5-0
.333	.923	1.000	1.000

**OPPONENT SCORES BETWEEN**

6 OR LESS	7-9	10-12	13+
18-1	6-1	1-1	0-0
.947	.857	.500	.000

**1997 PEPPERDINE WATER POLO FINAL RESULTS**

DATE	OPPONENT	RESULT	RECORD
Sat., Sept. 13	#SANTA CLARA	W/11-2	1-0
Sat., Sept. 13	#UC SAN DIEGO	W/11-4	2-0
Sat., Sept. 13	#CLAREMONT-MUDD	W/14-3	3-0
Fri., Sept. 19	STANFORD	W/9-2	4-0
Sat., Sept. 20	\$Stanford	W/8-3	5-0
Sat., Sept. 20	\$Claremont-Mudd	W/9-6	6-0
Sun., Sept. 21	\$California	W/8-6	7-0
Sun., Sept. 21	\$at USC	W/8-7	8-0
Sat., Sept. 27	*at UC Irvine	W/11-4	9-0
Sat., Oct. 4	*UC SANTA BARBARA	W/11-9 (OT)	10-0
Sat., Oct. 4	OCCIDENTAL	W/31-5	11-0
Sat., Oct. 11	*CALIFORNIA	W/6-4	12-0
Sat., Oct. 18	@Santa Clara	W/14-6	13-0
Sat., Oct. 18	@UC San Diego	W/13-5	14-0
Sun., Oct. 19	@at Stanford	L/4-2	14-1
Sun., Oct. 19	@California	W/9-6	15-1
Fri., Oct. 24	*LONG BEACH STATE	W/8-3	16-1
Sat., Oct. 25	*at USC	W/12-10	17-1
Sat., Nov. 1	*at Pacific	W/10-7	18-1
Sun., Nov. 2	*at Stanford	W/9-8	19-1
Sat., Nov. 8	*UCLA	W/8-5	20-1
Thu., Nov. 13	UC IRVINE	W/8-3	21-1
Sat., Nov. 22	at Long Beach State	W/7-6	22-1
Fri., Nov. 28	!Long Beach State	W/11-2	23-1
Sat., Nov. 29	!USC	L/10-9	23-2
Sun., Nov. 30	!California	L/7-5	23-3
Fri., Dec. 5	&UC Davis	W/13-8	24-3
Sun., Dec. 7	&USC	W/8-7 (OT)	25-3

\* Mountain Pacific Sports Federation game  
 # Wasko Tournament; Malibu, California  
 \$ SoCal Tournament; Los Angeles, California  
 @ NorCal Tournament; Stanford, California  
 ! MPSF Championship Tournament; Long Beach, California  
 & NCAA Championships; Fort Lauderdale, Florida



1996 PEPPERDINE WATER POLO FINAL RESULTS

DATE	OPPONENT	RESULT	RECORD
Sat., Sept. 14	#UC Santa Barbara	W/11-3	1-0
Sat., Sept. 14	#UCLA	L/16-5	1-1
Sun., Sept. 15	#Stanford	L/10-6	1-2
Sun., Sept. 15	#Air Force	W/10-6	2-2
Fri., Sept. 20	at Stanford	L/7-2	2-3
Sat., Sept. 21	*at California	L/13-8	2-4
Sat., Sept. 28	*USC	L/16-5	2-5
Tue., Oct. 1	LONG BEACH STATE	W/11-7	3-5
Sat., Oct. 5	*UC IRVINE	L/11-4	3-6
Sat., Oct. 12	\$Air Force	L/10-5	3-7
Sat., Oct. 12	\$UCLA	L/9-8	3-8
Sun., Oct. 13	\$UC Irvine	L/6-3	3-9
Sun., Oct. 13	\$Air Force	W/7-6	4-9
Sat., Oct. 19	*at UCLA	L/12-6	4-10
Sat., Oct. 26	*at UC Santa Barbara	W/6-0	5-10
Fri., Nov. 1	*STANFORD	L/9-8 (SD)	5-11
Sun., Nov. 3	*PACIFIC	L/6-4	5-12
Sat., Nov. 9	at UC Irvine	L/13-4	5-13
Sun., Nov. 10	AIR FORCE	L/8-7	5-14
Wed., Nov. 13	UC SANTA BARBARA	W/9-6	6-14
Sat., Nov. 16	at UC San Diego	W/13-12	7-14
Sun., Nov. 17	at USC	L/9-2	7-15
Sat., Nov. 23	*at Long Beach State	W/10-4	8-15
Thu., Nov. 28	!UC Santa Barbara	W/9-6	9-15
Thu., Nov. 28	!Pacific	L/10-9 (OT)	9-16
Fri., Nov. 29	!USC	L/12-9	9-17
Sat., Nov. 30	!UCLA	L/9-8	9-18
Sun., Dec. 1	!Long Beach State	W/11-7	10-18

\* Mountain Pacific Sports Federation game  
 # SoCal Tournament; Newport Beach, California  
 \$ NorCal Tournament; Stockton, California  
 MPSF Championship Tournament; Berkeley, California

1996 PEPPERDINE WATER POLO FINAL STATISTICS

Record: 10-18.....Home: 2-5 Away: 3-5 Neutral: 5-8

SCORING TOTALS

PLAYER	GOALS	2-POINT GOALS	POINTS
Alex Rodriguez	38	5	43
Todd King	38	1	39
Chris Tilden	33	1	34
Christian Jensen	21	8	29
Brian McAllister	20	1	21
Andy Bruininga	14	1	15
Matt Wynn	13	2	15
Adam Pendergraft	2	0	2
Will Cain	1	0	1
Vatche Shirikjian	1	0	1
<b>PEPPERDINE TOTALS</b>	<b>181</b>	<b>19</b>	<b>200</b>
<b>OPPONENT TOTALS</b>	<b>224</b>	<b>19</b>	<b>243</b>

GOALKEEPING TOTALS

PLAYER	GAMES	ALLOWED	SAVES	GAA
Mike Marriner	1	2 + 0	0	2.00
Quenton Gebeau	10	33 + 3	29	3.30
Merrill Moses	26	189 + 16	218	7.27
<b>PEPPERDINE TOTALS</b>	<b>28</b>	<b>224 + 19</b>	<b>247</b>	<b>8.00</b>
<b>OPPONENT TOTALS</b>	<b>28</b>	<b>181 + 19</b>	<b>211</b>	<b>6.46</b>

1996 TEAM SCORING BY QUARTERS

TEAM	1	2	3	4	OT	OT	SD	TOTAL / AVERAGE
Pepperdine	48	54	47	50	0	1	0	200 7.14
Opponent	56	64	55	65	1	1	1	243 8.68

MISCELLANEOUS STATISTICS

WIN/LOSS BY DAY	WIN/LOSS BY MONTH
Tuesday ..... 1-0	September ..... 2-5
Wednesday ..... 1-0	October ..... 3-5
Thursday ..... 1-1	November ..... 4-8
Friday ..... 0-3	December ..... 1-0
Saturday ..... 4-9	
Sunday ..... 3-5	

PEPPERDINE'S RECORD WHEN.....

PEPPERDINE SCORES BETWEEN			
6 OR LESS	7-9	10-12	13+
1-11	3-7	5-0	1-0
.083	.300	1.000	1.000

OPPONENT SCORES BETWEEN			
6 OR LESS	7-9	10-12	13+
7-2	2-6	1-7	0-3
.778	.250	.125	.000



1995 PEPPERDINE WATER POLO FINAL RESULTS

DATE	OPPONENT	RESULT	RECORD
Fri., Sept. 8	*CALIFORNIA	L/7-5	0-1
Sat., Sept. 9	#UC Santa Barbara	W/5-4	1-1
Sat., Sept. 9	#UCLA	W/10-8 (OT)	2-1
Sun., Sept. 10	#at USC	L/7-6	2-2
Sun., Sept. 10	#Stanford	L/10-9	2-3
Sat., Sept. 16	UC SAN DIEGO	W/8-7	3-3
Thu., Sept. 21	*LONG BEACH STATE	W/11-10	4-3
Sat., Sept. 23	UC IRVINE	W/17-16 (OT)	5-3
Sat., Sept. 30	\$UCLA	W/6-5	6-3
Sat., Sept. 30	\$Santa Clara	W/20-5	7-3
Sun., Oct. 1	\$USC	L/8-6	7-4
Sun., Oct. 1	\$at California	L/10-7	7-5
Fri., Oct. 6	*UCLA	L/7-4	7-6
Sat., Oct. 14	*at USC	L/11-4	7-7
Fri., Oct. 20	*UC SANTA BARBARA	W/9-8	8-7
Mon., Oct. 23	AIR FORCE	W/14-10	9-7
Sat., Oct. 28	*at Pacific	W/13-4	10-7
Sun., Oct. 29	*at Stanford	L/15-11	10-8
Sat., Nov. 4	*at UC Irvine	W/9-8 (OT)	11-8
Sun., Nov. 12	USC	W/8-7 (OT)	12-8
Sat., Nov. 18	at Long Beach State	W/13-9	13-8
Fri., Nov. 24	!USC	L/7-6	13-9
Sat., Nov. 25	!Pacific	W/6-4	14-9
Sun., Nov. 26	!Stanford	W/8-5	15-9

\* Mountain Pacific Sports Federation game  
 # SoCal Tournament Los Angeles, California  
 \$ NorCal Tournament; Berkeley, California  
 ! MPSF Championship Tournament; Newport Beach, California

1995 PEPPERDINE WATER POLO FINAL STATISTICS

Record: 15-9....Home: 6-2 Away: 3-4 Neutral: 6-3

SCORING TOTALS

PLAYER	GOALS	2-POINT GOALS	POINTS
Alan Herrmann	54	0	54
Jack Kocur	30	9	39
Sean Lane	30	4	34
Larry Felix	26	0	26
Scott Seminoff	16	2	18
Brian Scitutto	15	1	16
Mike Radka	11	1	12
Val Tompkins	9	0	9
Brian McAllister	2	0	2
Matt Wynn	2	0	2
Christian Jensen	1	0	1
Vatche Shirikjian	1	0	1
David Touloumian	1	0	1
PEPPERDINE TOTALS	198	17	215
OPPONENT TOTALS	176	16	192

GOALKEEPING TOTALS

PLAYER	GAMES	ALLOWED	SAVES	GAA
Vatche Shirikjian	4	18 + 2	9	4.50
Quenton Gebeau	5	24 + 2	30	4.80
Merrill Moses	19	134 + 12	165	7.05
PEPPERDINE TOTALS	24	176 + 16	204	7.33
OPPONENT TOTALS	24	198 + 17	227	8.25

1995 TEAM SCORING BY QUARTERS

TEAM	1	2	3	4	OT	OT	SD	TOTAL / AVERAGE
Pepperdine	54	53	51	48	3	6	—	215 8.96
Opponent	37	58	55	38	3	1	—	192 8.00

MISCELLANEOUS STATISTICS

WIN/LOSS BY DAY	WIN/LOSS BY MONTH
Monday .....	1-0
Thursday .....	1-0
Friday .....	1-3
Saturday .....	10-1
Sunday .....	2-5
September .....	7-3
October .....	3-5
November .....	5-1

PEPPERDINE'S RECORD WHEN.....  
 PEPPERDINE SCORES BETWEEN

6 OR LESS	7-9	10-12	13+
0-1	5-6	8-1	4-1
.000	.455	.889	.800

OPPONENT SCORES BETWEEN

6 OR LESS	7-9	10-12	13+
7-0	5-2	4-3	1-4
1.000	.714	.571	.200



1994 PEPPERDINE WATER POLO FINAL RESULTS

DATE	OPPONENT	RESULT	RECORD
Fri., Sept. 9	*STANFORD	L/17-11	0-1
Sat., Sept. 10	#UCLA	L/10-9	0-2
Sat., Sept. 10	#Long Beach State	W/11-6	1-2
Sun., Sept. 11	#UC Santa Barbara	W/13-10	2-2
Sun., Sept. 11	#Pacific	L/9-3	2-3
Sun., Sept. 18	*at UC Irvine	W/9-7	3-3
Fri., Sept. 23	*at Long Beach State	W/22-11	4-3
Sat., Oct. 1	\$UC San Diego	W/10-6	5-3
Sat., Oct. 1	\$California	L/11-9 (OT)	5-4
Sun., Oct. 2	\$UC Irvine	W/11-9 (OT)	6-4
Sun., Oct. 2	\$UC Santa Barbara	W/7-5	7-4
Sat., Oct. 8	*at UC Santa Barbara	W/7-5	8-4
Sun., Oct. 16	*PACIFIC	W/7-6	9-4
Sat., Oct. 22	UC IRVINE	W/11-10	10-4
Sun., Oct. 23	*at UCLA	W/10-9 (OT)	11-4
Sat., Oct. 29	*at California	L/14-9	11-5
Sun., Oct. 30	at Pacific	W/10-8	12-5
Thu., Nov. 3	*USC	L/10-7	12-6
Sat., Nov. 5	at UC San Diego	W/17-16	13-6
Sat., Nov. 12	@Pacific	W/7-5	14-6
Sun., Nov. 13	@Stanford	L/14-9	14-7
Sun., Nov. 13	@California	L/15-14	14-8
Sat., Nov. 19	LONG BEACH STATE	W/8-7	15-8
Fri., Nov. 25	!UCLA	L/8-7 (OT)	15-9
Sat., Nov. 26	!Air Force	W/10-5	16-9
Sun., Nov. 27	!Navy	W/13-10	17-9

\* Mountain Pacific Sports Federation game  
 # SoCal Tournament Tournament; Corona del Mar, California  
 \$ NorCal Tournament; Stanford, California  
 @ MPSF Championship Tournament; Long Beach, California  
 ! NCAA Championships; Long Beach, California

1994 PEPPERDINE WATER POLO FINAL 26-GAME STATISTICS

Record: 17-9.....Home: 3-2 Away: 6-1 Neutral: 8-6

SCORING TOTALS

PLAYER	GOALS	2-POINT GOALS	POINTS
Alan Herrmann	62	0	62
Jack Kocur	31	12	43
Devin Hurst	36	5	41
Zachary Holder	31	8	39
Larry Felix	31	2	33
Scott Seminoff	12	7	19
Conrad Macedo	12	1	13
Brian Sciutto	6	0	6
Brent Hill	3	0	3
Todd King	2	0	2
Tim Hornig	1	0	1
Robert Reagan	1	0	1
PEPPERDINE TOTALS	228	35	263
OPPONENT TOTALS	211	31	242

GOALKEEPING TOTALS

PLAYER	GAMES	ALLOWED	SAVES	GAA
Vatche Shirikjian	26	211 + 31	215	8.12
PEPPERDINE TOTALS	26	211 + 31	215	8.12
OPPONENT TOTALS	26	228 + 35	214	8.77

TEAM SCORING BY QUARTERS

TEAM	1	2	3	4	OT	OT	SD	TOTAL / AVERAGE
Pepperdine	62	65	61	69	3	3	—	263 10.12
Opponent	38	71	63	64	4	2	—	242 9.31

MISCELLANEOUS STATISTICS

WIN/LOSS BY DAY	WIN/LOSS BY MONTH		
Thursday	0-1	September	4-3
Friday	1-2	October	8-2
Saturday	8-3	November	5-4
Sunday	8-3		

PEPPERDINE'S RECORD WHEN.....

PEPPERDINE SCORES BETWEEN			
6 OR LESS	7-9	10-12	13+
0-1	5-6	8-1	4-1
.000	.455	.889	.800

OPPONENT SCORES BETWEEN

6 OR LESS	7-9	10-12	13+
7-0	5-2	4-3	1-4
1.000	.714	.571	.200

1994 PEPPERDINE WATER POLO RECAP

Sophomore two-meter man Alan Herrmann was a second team All-American pick by the American Water Polo Coaches Association after scoring a team-high total of 62 goals and leading Pepperdine to a 17-9 record and a No. 5 national ranking.

Herrmann was a second team All-Mountain Pacific Sports Federation (MPSF) pick along with senior driver Zachary Holder.

Senior driver Wolf Wigo of Stanford was named the NCAA and MPSF "Player of the Year" after leading Stanford to its second consecutive national title. Wigo was a first team All-MPSF selection along with Cardinal teammates Jack Bowen, Jeremy Laster and Frank Schneider. Dante Derramanti of Stanford was named the NCAA and MPSF "Coach of the Year."

Top-ranked Stanford defeated No. 2 ranked USC in the national championship game by a final score of 14-10 at the Belmont Plaza Pool in Long Beach.

Pepperdine's hopes of challenging for the NCAA title were dashed when the Waves lost a heartbreaking first round decision to UCLA by a final score of 8-7 in overtime.

Head coach Terry Schroeder's team was clinging to a 6-5 advantage in the waning moments of regulation play, but sophomore driver Corbin Graham tied the contest on a goal with nine seconds to play.

Sophomore driver Jeremy Braxton-Brown gave UCLA a 7-6 lead with a goal at the 1:18 mark of the first three-minute overtime period. However, Pepperdine tied the contest for the fourth time when Herrmann scored a goal with 1:42 left in the second overtime session.

With 36 seconds left to play, freshman driver Luther Weidner scored what proved to be the game-winning goal for the Bruins.

## FINAL 1993 PEPPERDINE WATER POLO STATISTICS

### FINAL 1993 PEPPERDINE SCORING LEADERS

<u>NAME</u>	<u>GOALS</u>	<u>NAME</u>	<u>GOALS</u>
Alan Herrmann	51	Scott Seminoff	43
John Kocur	38	Larry Felix	30
Mike Radka	22	Brian Sciutto	20
Tim Hornig	14	Conrad Macedo	7
Robert Reagan	7	Val Tompkins	7
Brent Hill	3	Matt Wynn	3
Matt Berry	1		

### FINAL 1993 PEPPERDINE GOALKEEPING LEADERS

<u>NAME</u>	<u>GAMES</u>	<u>GOALS</u>	<u>SAVES</u>	<u>AVERAGE</u>
Brian Miller	5	22	17	4.40
Vatche Shirikjian	5	24	14	4.80
<u>Greg Hevener</u>	<u>27</u>	<u>223</u>	<u>168</u>	<u>8.26</u>
TOTALS	27	269	199	9.96

### FINAL 1993 PEPPERDINE SCORING BY QUARTERS

<u>TEAM</u>	<u>1</u>	<u>2</u>	<u>3</u>	<u>4</u>	<u>OT</u>	<u>SD</u>	<u>TOTAL / AVERAGE</u>
Pepperdine	51	58	63	66	7	1	246 / 9.11
Opponent	53	75	66	68	7	0	269 / 9.96

Pepperdine 4 3 4 2 -- 13  
 UCSD Scoring: Hegarty (2), Nalu (2), Conant (1), Romero (1)  
 PEP Scoring: Asta (4), Harris (2), Hurst (2), Holder (1), Macedo (1),  
 Poulson (1), Rabello (1), Schuler (1)  
 UCSD Goalkeeping: Warren; 7 saves, 13 goals allowed  
 Schuler; 5 saves, 2 goals allowed  
 Hevener; 5 saves, 4 goals allowed

1992

### PEPPERDINE SCORING LEADERS

<u>NAME</u>	<u>GOALS</u>	<u>NAME</u>	<u>GOALS</u>
Alex Asta	69	Henry Rabello	63
Zachary Holder	38	Michael Poulson	29
Devin Hurst	26	Greg Smith	14
Scott Seminoff	13	Michael Radka	10
Conrad Macedo	6	Brian Sciutto	6
Brent Hill	4	Andy Harris	4
Robert Reagan	3	John Kemp	1
Peter Schuler	1		

1992

### PEPPERDINE GOALKEEPING LEADERS

<u>NAME</u>	<u>G</u>	<u>GOALS</u>	<u>SAVES</u>	<u>AVERAGE</u>
Greg Hevener	10	46	52	4.60
Peter Schuler	28	175	231	6.25

### PEPPERDINE SCORING BY QUARTERS

<u>TEAM</u>	<u>1</u>	<u>2</u>	<u>3</u>	<u>4</u>	<u>OT</u>	<u>SD</u>	<u>TOTAL / AVERAGE</u>
Pepperdine	76	80	65	64	2	0	287 / 9.57
Opponent	40	57	59	63	1	1	221 / 7.37

**TERRY SCHROEDER:** Terry Schroeder completed his seventh season as Pepperdine's head water polo coach. Dating back to 1986, Schroeder has compiled a career record of 142-78 (.645), and directed the Waves to six NCAA Championships berths and four Big West Conference (BWC) titles. Schroeder was tabbed the BWC "Coach of the Year" in 1989.

**MOUNTAIN PACIFIC SPORTS FEDERATION:** Pepperdine participated in the newly formed Mountain Pacific Sports Federation (MPSF) this season. The MPSF included teams from the Big West Conference, Pacific-10 Conference, Western Athletic Conference and West Coast Conference. The member teams in water polo included Air Force, California, Long Beach State, Pacific, Pepperdine, Stanford, UC Irvine, UCLA, UC Santa Barbara and USC.

**WAVES SPORTS HOTLINE:** For updated results on Pepperdine athletics, call the Waves Sports Hotline at 800-846-4700 and follow the menu instructions. The hotline features results, game summaries and schedule information, and will be updated on a regular basis.

**FOR ADDITIONAL INFORMATION:** For additional information on the water polo program, or to arrange interviews with players and the coaching staff, please contact Michael Zapolski at the Pepperdine Sports Information Office by calling 310-456-4333.

**NUMBERS TO NOTE:** The Waves completed the 1991 season with a record of 15-1 in games when they scored 10 or more goals--the lone defeat was a 12-11 setback at Pacific on October 12. Pepperdine was 22-5 in games when they held the opponent to less than 10 goals. After compiling an 8-3 record in September, the Waves were 8-2 mark in October, 7-2 in November and 1-0 in December. Pepperdine tallied 268 goals in its 24 wins this season, an average of 11.17 a game. By contrast, the Waves scored only 47 goals in its seven losses, an average of only 6.71 a contest. The Waves scored a total of 315 goals in 31 games, an average of 10.16 a contest. By contrast, the opponents scored a total of 226 goals, an average of 7.29 a game. Pepperdine was 3-4 in games decided by one goal, and 12-5 in games decided by three goals or less.

**BIG WEST CONFERENCE STATISTICS:** Alex Asta (#10, 1.43), Geoffrey Clark (#2, 2.74) and Henry Rabello (#9, 1.52) each finished among the Top 10 goal leaders in the Big West Conference (BWC). Todd Hosmer topped all BWC players, averaging 2.95 goals a game. Hosmer was followed by Clark, Steve Gill of UC Irvine, Don Kenney of Fresno State and Pablo Yrizar of UC Irvine. Greg Hevener allowed a conference-low average of 5.08 goals a game, while teammate Peter Schuler was second on the list, allowing 5.71 goals an outing.

1991

### PEPPERDINE SCORING LEADERS

<u>NAME</u>	<u>GOALS</u>	<u>NAME</u>	<u>GOALS</u>
Geoffrey Clark	85	Henry Rabello	47
Alex Asta	43	Zach Holder	41
Craig Stenberg	29	Devin Hurst	26
Steve Long	13	Chris Almquist	10
Greg Smith	9	Conrad Macedo	6
Bob Natcher	4	David Alexander	1
Val Tompkins	1		

### PEPPERDINE GOALKEEPING LEADERS

<u>NAME</u>	<u>G</u>	<u>GOALS</u>	<u>SAVES</u>	<u>AVERAGE</u>
Greg Hevener	13	66	43	5.08
Peter Schuler	28	160	215	5.71

### PEPPERDINE SCORING BY QUARTERS

<u>TEAM</u>	<u>1</u>	<u>2</u>	<u>3</u>	<u>4</u>	<u>OT</u>	<u>SD</u>	<u>TOTAL / AVERAGE</u>
Pepperdine	69	90	82	71	3	0	315 / 10.16
Opponents	58	61	45	59	2	1	226 / 7.29

**WAVES SPORTS HOTLINE:** For updated results on Pepperdine athletics, call the Waves Sports Hotline at 800-225-5495. The hotline features results, game summaries and schedule information, and will be updated on a regular basis.

**FOR MORE INFORMATION:** For additional information on the water polo program, or to arrange interviews with players and the coaching staff, please contact Michael Zapolski at the Pepperdine Sports Information Office by calling (310) 456-4333.

## GAME SUMMARY

Pepperdine	2	2	4	1	--	9
UCLA	1	4	3	2	--	10

Pepperdine Scoring: Clark (3), Long (2), Stenberg (2), Holder (1), Rabello (1)  
 Pepperdine Goalkeeping: Guthrie; 10 goals allowed, 7 saves

Brown	1	3	1	1	--	6
Pepperdine	3	4	4	2	--	13

Pepperdine Scoring: Hakim (4), Bishop (2), Rabello (2), Stenberg (2), Long (1),  
 Smith (1), Wood (1)

Pepperdine Goalkeeping: Guthrie; 5 goals allowed, 5 saves  
 Shaler; 1 goal allowed, 1 save

Air Force	1	3	3	6	--	13
Pepperdine	4	7	4	1	--	16

Pepperdine Scoring: Long (4), Wood (4), Rabello (2), Stenberg (2), Bishop (1),  
 Clark (1), Holder (1), Hurst (1)

Pepperdine Goalkeeping: Guthrie; 5 goals allowed, 7 saves  
 Shaler; 8 goals allowed, 2 saves

1990

### PEPPERDINE SCORING LEADERS

<u>Name</u>	<u>Goals</u>	<u>Name</u>	<u>Goals</u>
Henry Rabello	83	Geoffrey Clark	75
Steve Long	36	Zachary Holder	31
Craig Stenberg	24	Chris Hakim	17
Blair Bishop	16	Erik Wood	16
Devin Hurst	13	Greg Smith	7
Mike Iantosca	2	Bob Nutter	1

### PEPPERDINE GOALTENDING LEADERS

<u>Name</u>	<u>G</u>	<u>Goals</u>	<u>Saves</u>	<u>Average</u>
Wells Guthrie	32	261	251	8.16
Greg Hevener	2	6	1	3.00
Tim Shaler	3	11	3	3.60

### PEPPERDINE SCORING BY QUARTERS

<u>Team</u>	<u>1</u>	<u>2</u>	<u>3</u>	<u>4</u>	<u>OT</u>	<u>Total / Average</u>
Pepperdine	76	84	87	70	4	321 / 10.03
Opponents	61	68	69	76	4	278 / 8.69

**FOR ADDITIONAL INFORMATION:** For additional information on the water polo program, or to arrange interviews with players and the coaching staff, please contact Michael Zapolski at the Pepperdine Sports Information by calling 213-456-4333.

**BIG WEST CONFERENCE STANDINGS.** The final Big West Conference water polo standings looked like this:

TEAM	LEAGUE				OVERALL		
	W	L	PCT.	GB	W	L	PCT.
Pepperdine	8	2	.800	--	24	8	.750
UC Irvine	8	2	.800	--	27	6	.818
Long Beach State	8	2	.800	--	20	9	.690
UC Santa Barbara	3	7	.300	5	10	18	.357
Pacific	3	7	.300	5	9	14	.391
Fresno State	0	10	.000	8	9	21	.300

### NCAA TOURNAMENT GAME SUMMARIES

Long Beach State 2 2 3 1 -- 8  
 Pepperdine 2 6 4 1 -- 13  
 Pepperdine Scoring: Poljak (3), Clark (2), Gandarillas (2), Matarangas (2), Noriega (2), Sutter (2)

Pepperdine Goaltending: Guthrie; 9 saves, 8 goals allowed

Pepperdine 2 2 3 2 -- 9  
 California 1 4 2 3 -- 10

Pepperdine Scoring: Clark (2), Noriega (2), Poljak (2), Almquist (1), Gandarillas (1), Matarangas (1)

Pepperdine Goaltending: Guthrie; 9 saves, 10 goals allowed

Pepperdine 2 1 1 1 -- 5  
 Stanford 1 2 4 0 -- 7

Pepperdine Scoring: Gandarillas (2), Sutter (2), Matarangas (1)

Pepperdine Goaltending: Guthrie; 10 saves, 7 goals allowed

### PEPPERDINE SCORING LEADERS

1979

Geoffrey Clark.....90	Paul Matarangas.....28	Erik Wood.....7
Sasa Poljak.....77	Bryan Boyer.....16	Joe Kennefick.....5
Rafael Gandarillas.....54	Chris Hakim.....12	Craig Stenberg.....4
Rob Sutter.....40	Blair Bishop.....9	Eric Bowman.....2
Juan Noriega.....33	Chris Almquist.....8	David Walker.....1

### PEPPERDINE GOALTENDING LEADERS

NAME	G	GA	SAVES	AVERAGE
John Luptien	7	30	51	4.29
Ed Field	3	13	9	4.33
Wells Guthrie	29	211	265	7.28

### PEPPERDINE SCORING BY QUARTERS

Pepperdine	90	93	106	90	7	-- 386 (12.06)
Opponent	56	60	60	75	3	-- 254 ( 7.94)



# 1987 PEPPERDINE WATER POLO STATISTICS

Record: 20-16.....Home: 11-1 Away: 3-6 Neutral: 6-9

## GOALS SCORED

Gandarillas.....87	Poljak.....83	Chasen.....69
Boyer.....55	Johnston.....23	Grasmoen.....13
Sutter.....9	Almquist.....5	Kelley.....5
Seaton.....4	Wood.....4	Corbin.....2
Reichert.....1		

## SCORING BY QUARTERS

PEPPERDINE	96	95	80	80	9	--	360
OPPONENTS	77	71	80	103	9	--	340

## GOALIE'S CORNER

GOALIE	GAMES	GOAL SAVES	GOALS ALLOWED	SAVE RATE	GOALS/GAME
Garay	22	173	182	.487	8.27
Lupien	7	43	39	.524	6.14
Madill	18	143	102	.584	5.67
Field	3	11	17	.393	4.25

## NCAA TOURNAMENT MATCH-BY-MATCH RESULTS

PEPPERDINE           0   3   1   3   -- 7  
 UCLA                   2   3   3   3   -- 11  
 Pepperdine Scoring: Poljak (3), Gandarillas (2), Boyer and Sutter each with one.

Goalie Saves: Garay (11)

PEPPERDINE           3   5   1   7   -- 16  
 NAVY                   3   1   1   3   -- 8  
 Pepperdine Scoring: Gandarillas (5), Boyer (4), Poljak (3), Chasen (2) and Sutter (2)

Goalie Saves: Madill (11)

PEPPERDINE           2   4   1   2   4   -- 13  
 STANFORD               2   2   3   2   3   -- 12  
 Pepperdine Scoring: Gandarillas (4), Boyer (3), Poljak (3), Chasen (2) and Johnston with one.

Goalie Saves: Garay (13)

Matches decided by three goals or less: 14-10  
 Matches decided by two goals or less: 10-6  
 Matches decided by one goal: 5-4

### FINAL 1986 PEPPERDINE WATER POLO STATISTICS

PEPPERDINE           1   3   4   2   -- 10  
 USC                   2   2   1   4   --  9  
 PEPPERDINE SCORING: Asic (2), Chasen (2), Gandarillas (2), Matarangas (2)  
 and Poljak (2).

PEPPERDINE           0   2   4   2   --  8  
 STANFORD             6   4   2   3   -- 15  
 PEPPERDINE SCORING: Asic (2), Gandarillas (2), Poljak (2), Boyer and  
 Chasen each with one.

PEPPERDINE           4   2   3   2   -- 11  
 UCLA                  1   5   2   4   -- 12  
 PEPPERDINE SCORING: Chasen (3), Gandarillas (3), Asic (2), Poljak (2)  
 and Boyer with one.

**Goals---**

Poljak.....83	Asic.....79	Gandarillas.....66
Chasen.....59	Boyer.....33	Matarangas.....14
Grasmoen.....12	R. Scott.....11	Sutter.....10
Hakim.....9	Johnston.....8	Sokil.....4
Corbin.....1		

**Assists---**

Asic.....38	Boyer.....33	Poljak.....31
Gandarillas.....18	Grasmoen.....15	Chasen.....9
Hakim.....8	Matarangas.....7	Sokil.....7
R. Scott.....4	Johnston.....3	Sutter.....2
Jackson.....1		

**Steals---**

Gandarillas.....41	Asic.....28	Poljak.....28
Matarangas.....27	Boyer.....26	Chasen.....21
R. Scott.....20	Sokil.....16	Grasmoen.....14
Johnston.....6	Hakim.....4	J. Scott.....1
Sutter.....1		

**Majors Drawn---**

Poljak.....63	Chasen.....27	Boyer.....26
Gandarillas.....16	Asic.....12	R. Scott.....10
Grasmoen.....8	Matarangas.....8	Hakim.....7
Johnston.....5	Sokil.....4	J. Scott.....1

#### SCORE BY QUARTERS

PEPPERDINE	112	91	95	90	1	-- 389
OPPONENTS	59	75	73	81	3	-- 291

#### GOALKEEPER STATISTICS

GOALIE	SAVES	GOALS
Borelli	131	124
Garay	129	129
Madill	41	38

PEPPERDINE FINAL 1985 WATER POLO STATISTICS

Goals---

Chasen.....87	Scott.....16	Antimarino.....9
Poljak.....77	Whitehead.....16	Gjurasic.....4
Asic.....65	Sokil.....14	Kreitz.....3
Boyer.....21	Nicolls.....13	Phelan.....2
Gandarillas.....16	Diaz.....12	

Assists---

Asic.....48	Scott.....9	Nicolls.....6
Boyer.....38	Whitehead.....9	Gandarillas.....5
Chasen.....25	Antimarino.....8	Garay.....5
Poljak.....25	Diaz.....7	Kreitz.....3
Sokil.....13		Gjurasic.....2

Steals/Interceptions---

Boyer.....45	Scott.....26	Nicolls.....10
Chasen.....45	Sokil.....23	Antimarino.....8
Asic.....39	Garay.....21	Madill.....5
Poljak.....37	Diaz.....19	Kreitz.....4
Whitehead.....31	Gjurasic.....11	Johnston.....1
Borelli.....30	Gandarillas.....10	Phelan.....1

Majors Drawn---

Chasen.....59	Diaz.....14	Antimarino.....5
Poljak.....47	Nicolls.....10	Gandarillas.....5
Boyer.....37	Whitehead.....9	Kreitz.....4
Asic.....20	Gjurasic.....6	Johnston.....2
Sokil.....16	Scott.....6	Borelli.....1

GOALKEEPERS FINAL STATISTICS

Juan Carlos Garay.....170 saves,	123 goals allowed,	.580 save rate
Roberto Borelli.....158 saves,	146 goals allowed,	.518 save rate
Scott Madill.....23 saves,	11 goals allowed,	.676 save rate

FINAL TEAM SHOOTING PERCENTAGES

Pepperdine.....246 x 652 naturals (.377),	109 x 183 6-on-5 (.596)
Opponents.....205 x 625 naturals (.328),	75 x 188 6-on-5 (.399)

FINAL SCORE BY QUARTERS

1985 .

Pepperdine	73	94	85	100	3	0	-- 355
Opponents	67	69	66	73	4	1	-- 280

PEPPERDINE UNIVERSITY WATER POLO STATISTICS-----FINAL 1984 SEASON TOTALS

RECORD: 33-7-3 HOME: 18-1 AWAY: 8-6-2 NEUTRAL: 7-0-1

GOALS:

Asic.....94	Johnston.....17	Scott.....6
Grier.....93	Whitehead....17	Puccio.....1
Pusic.....73	Sotomayor....13	
de la Vega...51	Diaz.....12	
Matarangas...36	Sokil.....10	
McMillan.....27	Gjurasic.....9	
Boyer.....21	Grasmoen.....7	TOTAL-- 487/11.33 a match

ASSISTS:

Grier.....50	McMillan.....11	Garay.....4
Pusic.....36	Johnston.....10	Gjurasic.....2
de la Vega...31	Ruzic.....9	Madill.....1
Asic.....30	Diaz.....9	Puccio.....1
Matarangas...18	Sotomayor.....9	
Boyer.....15	Scott.....8	
McMillan.....11	Whitehead.....6	TOTAL-- 262/6.09 a match

STEALS/INTERCEPTIONS:

Grier.....54	Diaz.....19	Scott.....5
Pusic.....48	Whitehead....13	Sotomayor.....5
de la Vega...42	Sokil.....12	Phelan.....2
Ruzic.....39	Garay.....11	Puccio.....2
Asic.....36	Boyer.....11	Grasmoen.....1
Matarangas...36	Gjurasic.....10	
McMillan.....26	Johnston.....9	TOTAL-- 381/8.86 a match

MAJOR FOULS DRAWN:

Grier.....65	Sokil.....10	Grasmoen.....3
Pusic.....43	McMillan.....9	Scott.....3
de la Vega...34	Sotomayor.....8	Garay.....1
Boyer.....28	Whitehead....7	Puccio.....1
Matarangas...21	Johnston.....5	
Asic.....17	Diaz.....5	TOTAL-- 260/6.05 a match

GOALS ALLOWED:

Ruzic.....264	
Garay.....60	TOTAL-- 342/7.95 a match
Madill.....15	
Arevalo.....3	

GOAL SAVES:

Ruzic.....416	
Garay.....86	TOTAL-- 526/12.23 a match
Madill.....21	
Arevalo.....3	

SEASON TOTALS:

PEPPERDINE--	114	118	132	111	12	--487
OPPONENTS---	67	85	87	95	8	--342

# Record 16-16-2

Game no. PEPPERDINE vs. Totals at NEW 35 Date 11/23/81

Player	Face off, spr.	Major Fouls	Drawn Majors	Stolen from	Bad Passes	Steals	Interceptions	Defensive help	Indirect asst.	Blocked shots	Eye contact	Dumb fouls	Scored over	Low % shot	Assists	Attempts	Goals	6-on-5 Att.	6-on-5 goals	Penalty shots	Total Att.	Total goals	FG percentage	Comments
Lo Vega	1-5	7	7	2	2	5	2	1	1	2	0	2	1	1	9	19	6	4	3	0-0	23	9	39	
Arz	1-2	5	1	2	1	4	0	0	0	0	0	0	0	0	4	4	2	2	0	0-0	6	2	33	
Arasie	0-0	1	1	3	3	1	0	0	0	0	0	0	0	0	2	2	1	2	1	0-0	4	2	50	
Greene	0-0	1	2	0	3	2	1	0	0	0	0	0	0	0	0	0	0	1	1	0-0	1	1	100	
Uwig	1-1	19	27	13	11	18	5	1	0	5	0	1	3	0	18	44	14	11	4	0-0	55	18	33	
Chs	30-78	25	33	27	20	17	4	2	2	0	3	2	3	1	31	121	54	32	18	1-1	154	73	47	
Stranges	4-5	31	25	10	10	14	7	0	0	2	1	3	7	1	14	48	18	13	6	0-0	61	24	39	
Ware	0-0	7	26	4	3	10	3	0	1	3	2	2	1	1	15	14	6	6	2	0-0	20	8	40	
Al	0-0	13	18	10	9	6	1	1	1	1	0	2	6	0	5	18	8	9	1	0-0	27	9	33	
Donner	0-0	27	13	9	17	18	3	1	0	14	2	6	10	2	18	73	16	35	17	2-2	113	35	31	
Teat	0-0	11	24	6	10	38	6	2	1	2	1	0	2	0	35	63	19	28	16	5-7	98	40	41	
Cell	0-0	1	1	0	1	0	0	0	0	0	0	0	0	0	2	4	1	0	0	0-0	4	1	25	
Ornder	2-2	10	11	3	7	19	4	0	0	5	0	0	2	1	9	41	13	3	2	0-0	44	15	34	
Under	1-1	32	43	13	16	8	7	4	0	5	1	1	4	3	33	67	23	19	8	1-1	87	32	37	
Wikip	1-4	5	1	3	2	7	3	1	0	0	0	1	3	1	7	5	2	1	1	0-0	6	3	50	
Wtmere	2-5	5	21	7	13	14	4	0	1	4	1	1	5	1	23	35	9	10	5	0-0	45	10	22	
Wilson	35-77	25	27	11	10	15	8	0	0	1	1	1	4	1	15	63	20	13	5	0-0	76	25	33	
LS	81-152	29	88	123	150	219	58	13	25	44	13	22	5	13	357	621	120	178	86	9-11	824	307	37	

Opponent's Goal Attempts		Goalkeeping Saves					Total					Pct					
Qtr	2nd Qtr	3rd Qtr	4th Qtr	OT	Total	1st Qtr	2nd Qtr	3rd Qtr	4th Qtr	OT	Total	1st Qtr	2nd Qtr	3rd Qtr	4th Qtr	OT	Total
Evjone	244	367	38	71	4-9	296	447	64.0%				64.0%					
Yollen	174	258	26	47	1-4	201	309	65.0%				65.0%					
Ferran	13	17	1-2		0-0	14	19	79.1%				79.1%					
Mickelson	7	11	2-4		0-0	9	12	75.0%				75.0%					
Haywood	7	11	2-4		0-0	9	12	75.0%				75.0%					

MAJOR FOULS										SCORE BY PERIODS					SIX-ON-FIVES	
1	2	3	4	OT	Total	1	2	3	4	OT	Total	Att.	Goals			
PEP	229				229	66	90	73	78		307	PEP	192			
Opp	281				281	71	78	76	57		282	Opp	145			

Goals Per Game  
 Pep - 9.03  
 Opp - 8.15

Goals Per Game  
 Pep - 6.73  
 Opp - 8.15

Goals Per Game  
 Pep - 9.03  
 Opp - 8.15



WATER POLO OVERALL STATISTICS 1978

DATE AS OF - whole season with PCAA + NCAA

NAME	FACE OFF	END ASSIST	BAD PASS	LOST EYE CONTACT	STOLEN FROM	SCORING OVER	NUMB FOULS	GREEN CARDS	INTERCEPTIONS	LOST SHOT	DRINK FOUL	FIELD GOAL ASSIST	SAVES	PERCENTLY ATTEMPTS	PERCENTLY GOALS	PERCENTLY %	FIELD GOAL ATTEMPTS	FIELD GOALS MADE	FIELD GOALS %	ACTUAL POINTS
VULLON		24			16	9	14	28	9		40	23	33	1	1	1.000	82	37	451	38
HARMON								2				2	1				3			
HOVER		28		2	8	15	21	17	5		19	19	52	6	4	.666	117	51	435	55
LICHS		11		7	13	9	11	9	3	1	21	22	20	4	4	1.000	96	39	406	43
MEANEY		16		1	7	9	14	28 1/2	2	1	56	44	43	1			150	50	333	50
MUNCY		2					2	3	1	1	1	2	7	2	2	1.000	13	1	077	3
OLIVERIA				1		1	1	1	1	1	1	2	1				5	3	600	3
PHIRO		5	8		5	8	5	18	2	26	26	26	24				26	12	461	12
TCALT					1	1	1	2 1/2		3	3	3	2				3	2	666	2
DILLA		10			6	1	6	8		8	8	7	9	2	2	1.000	30	8	266	10
LERMO		1	6		2	6	5	3		2	8	7	10	1	1	1.000	34	16	470	17
NG		4	4	1	2	4	4	7	1	3	3	2	7	3	2	.666	35	13	371	15
RLAND		2	17	2	8	5	10	5	8	1	28	18	29				57	16	280	16
ROEDER, L		1	5			4	4	1		11	11	7	6	1	1	1.000	13	6	461	7
ROEDER, T			19		14	4	12	30 1/2	12	4	95	59	19	11	7	.636	221	131	692	138
RENKEL		3	15	1	5	8	7	14	7	2	27	30	16	1	1	1.000	54	27	500	28
JLGEF		5	1	1	2	2	5	12 1/2	5	10	10	10	9	1	1	1.000	23	8	347	9
VOLLEN		2	9	1	1	1	7	7				1	1							259
ASCO		4	10		2		17	17	1			4	2							167
by periods	18	189	17	92	86	123	214	57	12	257	288	291	34	26	76	1962	420	436	446	52
PeP	104	124	109	103	33	PeP	61	78	69	80	112									

overall point avg. = .447  
 overall goals save avg. = .532  
 VolLEN goals saved = 440

Chronic disease

## LAST YEAR'S RESULTS

Date	Opponent	Result	Date	Opponent	Result
Sept. 8	LOY. MYMNT.	W/20-0	Oct. 7	Utah	W/18-6
Sept. 9	# FRESNO ST.	L/10-9 (OT)	Oct. 7	Indiana	W/15-8
Sept. 9	# LOYOLA (CHIC)	W/12-9	Oct. 8	Air Force	W/11-8
Sept. 10	#UCSD	W/12-4	Oct. 8	Indiana	W/16-5
Sept. 10	#UCLA	L/6-5	Oct. 9	Air Force	W/12-7
Sept. 15	STANFORD	W/7-5	Oct. 13	*PACIFIC	W/10-9
Sept. 16	%Pacific	L/6-3	Oct. 14	CALIFORNIA	W/5-3
Sept. 17	%U.C. San Diego	W/5-2	Oct. 21	at UCSD	W/7-2
Sept. 17	%UCLA	L/7-6	Oct. 22	*at U.C. Irvine	L/5-4
Sept. 18	%Clrmnt.-Mudd	W/8-4	Nov. 4	CS-LA	W/22-3
Sept. 18	%Air Force	W/7-5	Nov. 5	*UCSB	W/8-7
Sept. 23	at UCLA	W/10-5	Nov. 11	AIR FORCE	W/12-7
Sept. 24	*at Cal St. Flirtn.	W/12-6	Nov. 12	*LONG BCH. ST.	W/8-5
Sept. 30	at USC	L/10-8	Nov. 18	Fresno State	L/11-9
Oct. 1	@CSLA	W/20-5	Nov. 18	Cal State Flirtn.	W/15-11
Oct. 1	@CLRMNT.-MD.	W/10-1	Nov. 18	U.C. Irvine	L/16-5
Oct. 2	PMNA. PTZR.	W/5-0	Nov. 19	Pacific	W/7-6

#Wave Tournament at Pepperdine \*PCAA contests %U.C. Irvine Tournament  
 @Sectional Tournament at Pepperdine ☐Air Force Tournament  
 †PCAA Tournament at Belmont Plaza

## PEPPERDINE INDIVIDUAL LEADERS

YEAR	GOALS SCORED	SHOOTING PCT.
1975	D. Myers (110)	R. Hower (.508)
1976	D. Myers (94)	T. Schroeder (.646)
1977	T. Schroeder (129)	T. Schroeder (.639)
1978	T. Schroeder (138)	T. Schroeder (.592)
1979	C. Oeser (50)	C. Oeser (.470)
1980	T. Schroeder (125)	T. Schroeder (.571)
1981	E. Luchs (73)	E. Luchs (.474)
1982	V. Pusic (50)	G. Outcalt (.505)
1983	M. Grier (64)	M. Grier (.643)

## YEAR-BY-YEAR 1975-1983

YEAR	W	L	PCT	National Rank
1975	15	10	.600	—
1976	20	8	.714	No. 8
1977	28	9	.757	No. 4
1978	25	11	.694	No. 4
1979	18	12	.600	No. 9
1980	30	11	.732	No. 4
1981	16	16	.500	No. 8
1982	14	17	.452	No. 9
1983	26	8	.765	No. 5
<b>9 Seasons</b>	<b>192</b>	<b>102</b>	<b>.653</b>	

## WATER POLO TEAM RECORDS

**Most wins, season:** 30, 1980 (30-11)  
**Best season winning percentage:** .765, 1983 (26-8)  
**Most consecutive wins:** 15, 1977 (28-9)  
**Highest national ranking:** No. 4 (1977, 1978 and 1980)  
**Shutouts for:** 4 (1979: def. U.C. Irvine twice 5-0, 1980: def. San Jose St. 26-0 and 1983: def. Loyola-Marymount 20-0)  
**Shutouts against:** 0  
**Fewest goals scored game:** 1 (1975: lost to Stanford 12-1, 1981: lost to Stanford 11-1)  
**Most goals scored for, game:** 26 vs. Indiana (1982)  
**Most goals against, game:** 19 by Stanford (1976)  
**Most losses, season:** 17, 1982 (14-17)  
**Worst season winning percentage:** .452, 1982 (14-17)  
**Most consecutive losses:** 7, 1981 (16-16-2)

### STEALS/INTERCEPTS

D. Myers (39)  
 D. Myers (61)  
 T. Schroeder (49)  
 T. Schroeder (43)  
 R. Wylie (34)  
 H. Kruij (72)  
 G. Outcalt (44)  
 V. de la Vega (29)  
 V. de la Vega (32)

### ASSISTS

S. Blankenship (36)  
 D. Myers (25)  
 T. Schroeder (34)  
 T. Schroeder (59)  
 H. Kruij (31)  
 T. Schroeder (76)  
 G. Outcalt (35)  
 O. Kuraiica (42)  
 G. Outcalt (40)

### GOALIE SAVES

N. Maggiora (186)  
 N. Maggiora (165)  
 B. Evjene (226)  
 J. Wasko (267)  
 J. Wasko (249)  
 B. Evjene (259)  
 B. Evjene (286)  
 I. Marksbury (228)  
 V. Ruzic (260)

## PEPPERDINE TEAM LEADERS

YEAR	SHOOTING	ASSIST	STEALS	SAVES
1975	.472	165	169	218
1976	.492	136	133	172
1977	.472	140	174	360
1978	.436	288	271	572
1979	.401	149	176	315
1980	.446	246	359	417
1981	.379	257	277	517
1982	.373	245	148	228
1983	.475	193	186	264