

PEPPERDINE

MEN'S WATER POLO

**2017 RECORD BOOK
COMPETING WITH PURPOSE | #WAVESUP**





WATER POLO HISTORY

TABLE OF CONTENTS

History	3
Year-By-Year Records	4
1997 National Champions	5
Postseason Results	6-7
Season & Career Records	8
Honors & Awards	9-10
All-Time Roster	11-16
Olympians	17
Yearly Game Results	18-23
Records vs. Opponents	24-26
Raleigh Runnels Memorial Pool	27

QUICK FACTS

Location	Malibu, Calif. 90263
Founded	1937 (Malibu Campus 1972)
Enrollment	8,000 (3,000 undergraduate)
Nickname	Waves
Colors	Blue, Orange and White
Conference	MPSF
Home Venue	Raleigh Runnels Memorial Pool
capacity	1,000
opened	1975
President	Andrew K. Benton
Athletic Director	Dr. Steve Potts
Athletic Department phone	(310) 506-4150
Ticket Office phone	(866) WAVE-TIX

MEN'S WATER POLO

Head Coach	Terry Schroeder
phone	(310) 506-4272
e-mail	terry.schroeder@pepperdine.edu
Pepperdine/overall record	386-276 (24 years)
All-Time Record	739-495-8 (42 seasons)
All-Time Conf. Record	173-152 (39 seasons)
NCAA Championships Appearances	12
championships	1 (1997)

ATHLETIC COMMUNICATIONS

Director	Roger Horne
office phone	(310) 506-4455
e-mail	roger.horne@pepperdine.edu
Assistant Dir./MWP Contact	Jacob Breems
office phone	(310) 506-4333
e-mail	jacob.breems@pepperdine.edu
Assistant Director	Sarah Otteman
office phone	(310) 506-4160
e-mail	sarah.otteman@pepperdine.edu
Assistant Dir/Video	Olivia Arns
office phone	(310) 506-4703
e-mail	Olivia.Arns@pepperdine.edu
Address	24255 Pacific Coast Highway
.....	Malibu, Calif. 90263
Website	www.pepperdinewaves.com
Facebook	Pepperdine Water Polo
.....	Pepperdine Athletics
Twitter	@PeppWaterPolo
.....	@PepperdineWaves

It should not be too surprising that Pepperdine emerged as a collegiate power in the sport of men's water polo. After all, the picturesque campus is situated just up the hill from the Pacific Ocean and scenic Malibu beaches, and Raleigh Runnels Memorial Pool was the site of the 1984 Olympic water polo competition.

Pepperdine has advanced to the NCAA Championships 12 times in its history and captured the national crown in 1997 with an 8-7 overtime victory over local rival USC in Fort Lauderdale, Fla.

Pepperdine teams have compiled an overall record of 739-495-8 (.599). The Waves have won at least a share of a conference regular-season title nine times, most recently with Mountain Pacific Sports Federation crowns in 1997 and 2002. Pepperdine won the inaugural Golden Coast Conference Tournament title this past year for its second-ever conference tournament championship.

The Waves have finished in the top 10 in the national rankings for 40 of the program's 42 seasons.

The water polo program was instituted in 1975, and quickly emerged as a national power under the guidance of head coach Rick Rowland. Following a first-place finish in the Pacific Coast Athletic Association in 1977, Pepperdine earned its first trip to the NCAA Championships and finished fourth at the eight-team competition in Providence, R.I.

Rowland served as Pepperdine's head coach for 11 seasons from 1975-85, and directed the program to a cumulative overall record of 247-128-8 (.655). Rowland led Pepperdine to four NCAA Championships appearances (finishing in fourth place each time), and the Waves captured the PCAA tournament title in 1977 and regular-season titles in 1980 and 1984.

Terry Schroeder, who earned three-time All-American honors at Pepperdine and is regarded as both one of the top players and coaches in the sport's history, assumed the head coaching duties prior to the 1986 season and is now in his 25th season.

Before leaving to coach the U.S. National Team after the 2005 season, Schroeder directed Pepperdine to a cumulative 20-year record of 340-220 (.607) and eight NCAA Championships berths, including the 1997 title. The Waves won or shared six regular-season conference titles under his watch. He has an overall record of 386-276 (.583) as the Pepperdine head coach through 24 years.


After leading the U.S. at the 2008 and 2012 Olympics, Schroeder returned as head coach prior to the 2013 season, following six seasons with alum Jack Kocur in charge and interim coaches Merrill Moses and William Rodriguez handling the 2012 campaign.

A number of former Pepperdine players have fared well at the international level, including Schroeder, who served as the team captain for the U.S. National Team from 1983-92 and earned a silver medal at both the 1984 and 1988 Olympic Games. Other Olympians include Roberto Borelli (Italy, 1984), Geoffrey Clark (Australia, 1988, 1992), Merrill Moses (USA, 2008, 2012, 2016) and Jesse Smith (USA, 2004, 2008, 2012, 2016). Jeremy Pope was an alternate for the U.S. in 2000.

Smith and Moses won silver medals at the 2008 Beijing Olympics under the leadership of Schroeder.

Thirteen Wave players (Geoffrey Clark, Mike Grier, Alan Herrmann, Adam Hewko, Jack Kocur, Greg Lonzo, Ned Maggiora, Merrill Moses, David Myers, Sasha Poljak, Jeremy Pope, Terry Schroeder and Jesse Smith) have earned All-American first team honors a total of 21 times. Clark, Schroeder and Smith were All-American first team selections three times, while Grier and Pope were two-time selections.

Grier and Clark were tabbed the NCAA's Player of the Year in 1984 and 1991, respectively, while Herrmann earned similar honors in 1997 from U.S. Water Polo as Pepperdine won its first-ever NCAA crown. Pepperdine men's water polo players have been All-Americans of any sort 94 times.



TERRY SCHROEDER

YEAR-BY-YEAR RECORDS

YEAR	COACH	OVERALL						CONFERENCE			CONF. FINISH	H	A	CONF. TOURN.	FINAL RANKING	NCAA TOURN.	
		W	L	T	PCT.	H	A	N	W	L							PCT.
1975	Rick Rowland	17	10		.630	5-3	7-4	5-3	—	—	—	—	—	—	—	—	
1976	Rick Rowland	20	8		.714	7-4	5-2	8-2	—	—	—	—	—	3rd	8th	—	
1977	Rick Rowland	28	9	1	.757	10-1	9-3	9-5-1	—	—	—	—	—	1st	4th	4th place	
1978	Rick Rowland	27	13		.675	10-4	4-3	13-6	4	2	.667	2nd PCAA	2-1	2-1	2nd	4th	4th place
1979	Rick Rowland	18	12		.600	7-3	3-4	8-5	5	2	.714	4th PCAA	3-2	2-0	3rd	9th	—
1980	Rick Rowland	30	11	2	.732	15-2	4-0	11-9-2	7	0	1.000	1st PCAA	4-0	3-0	2nd	4th	4th place
1981	Rick Rowland	16	16	2	.500	9-4	0-4	7-8-2	3	3	.500	4th PCAA	3-2	0-1	5th	8th	—
1982	Rick Rowland	14	17		.452	7-6	2-5	5-6	2	4	.333	5th PCAA	1-1	1-3	5th	9th	—
1983	Rick Rowland	26	8		.765	13-2	5-2	8-4	4	2	.667	3rd PCAA	3-1	1-1	4th	5th	—
1984	Rick Rowland	33	7	3	.825	18-1	7-1-1	8-5-2	12	0	1.000	1st PCAA	6-0	6-0	—	4th	4th place
1985	Rick Rowland	18	17		.514	7-6	3-6	8-5	4	8	.333	5th PCAA	2-4	2-4	—	9th	—
1986	Terry Schroeder	23	11		.676	11-2	5-4	7-5	11	1	.917	1st PCAA	6-0	5-1	—	4th	4th place
1987	Terry Schroeder	20	16		.556	12-1	3-6	5-9	8	2	.800	2nd PCAA	5-0	3-2	—	5th	5th place
1988	Terry Schroeder	8	17		.320	6-9	2-4	0-4	3	7	.300	5th Big West	1-4	2-3	—	10th	—
1989	Terry Schroeder	24	8		.750	11-1	6-2	7-5	8	2	.800	T-1st Big West	5-0	3-2	—	4th	4th place
1990	Terry Schroeder	23	9		.719	6-2	9-2	8-5	9	1	.900	T-1st Big West	5-0	4-1	—	4th	5th place
1991	Terry Schroeder	24	7		.774	8-0	6-3	10-4	8	2	.800	T-1st Big West	5-0	3-2	—	3rd	3rd place
1992	Terry Schroeder	20	10		.667	5-3	5-2	10-5	7	3	.700	2nd MPSF (P)	3-2	4-1	—	5th	5th place
1993	Terry Schroeder	10	17		.370	4-3	1-6	5-8	3	6	.333	4th MPSF (P)	2-2	1-4	8th	8th	—
1994	Terry Schroeder	17	9		.654	3-2	6-1	8-6	5	3	.625	4th MPSF	1-2	4-1	4th	5th	5th place
1995	Terry Schroeder	15	9		.625	6-2	3-4	6-3	4	4	.500	5th MPSF	2-2	2-2	5th	5th	—
1996	Terry Schroeder	10	18		.357	2-5	3-5	5-8	2	6	.250	7th MPSF	0-4	2-2	7th	7th	—
1997	Terry Schroeder	25	3		.893	10-0	6-1	9-2	8	0	1.000	1st MPSF	4-0	4-0	4th	1st	1st place
1998	Terry Schroeder	13	11		.542	3-3	4-4	6-4	3	5	.375	6th MPSF	1-3	2-2	2nd	4th	—
1999	Terry Schroeder	12	14		.462	7-3	2-4	3-7	3	5	.375	T-5th MPSF	2-2	1-3	8th	9th	—
2000	Terry Schroeder	14	12		.539	5-3	3-5	6-4	2	6	.250	T-6th MPSF	1-3	1-3	3rd	6th	—
2001	Terry Schroeder	14	6		.700	6-1	4-3	4-2	5	3	.625	4th MPSF	3-1	2-2	6th	5th	—
2002	Terry Schroeder	16	10		.615	5-2	5-5	6-3	7	1	.875	1st MPSF	3-1	4-0	2nd	3rd	—
2003	Terry Schroeder	19	8		.704	8-1	3-5	8-2	3	5	.375	T-5th MPSF	3-1	0-4	5th	5th	—
2004	Terry Schroeder	15	14		.517	3-3	4-6	8-5	3	5	.375	T-6th MPSF	1-3	2-2	6th	7th	—
2005	Terry Schroeder	18	11		.621	8-2	3-4	7-5	3	5	.375	6th MPSF	3-1	0-4	7th	6th	—
2006	Jack Kocur	13	17		.433	4-5	3-6	6-6	2	6	.250	T-6th MPSF	0-4	2-2	—	10th	—
2007	Jack Kocur	27	10		.730	6-1	2-4	19-5	3	5	.375	T-6th MPSF	2-1	1-4	7th	T-7th	—
2008	Jack Kocur	21	7		.750	11-4	5-0	5-3	6	2	.750	T-2nd MPSF	3-2	3-0	2nd	2nd	—
2009	Jack Kocur	13	12		.520	4-1	4-4	5-7	4	4	.500	5th MPSF	3-1	1-3	6th	6th	—
2010	Jack Kocur	9	18		.333	2-5	2-5	5-8	1	7	.125	8th MPSF	0-4	1-3	8th	9th	—
2011	Jack Kocur	12	14		.462	1-3	5-5	6-6	2	6	.250	T-6th MPSF	1-3	1-3	8th	8th	—
2012	Moses/Rodriguez	11	13		.458	3-3	3-2	5-8	3	5	.375	T-6th MPSF	1-3	2-2	8th	8th	—
2013	Terry Schroeder	9	13		.409	3-3	0-7	6-3	1	7	.125	T-7th MPSF	1-3	0-4	—	9th	—
2014	Terry Schroeder	11	15		.423	3-5	2-5	6-6	2	6	.250	T-6th MPSF	1-3	1-3	6th	10th	—
2015	Terry Schroeder	11	16		.407	5-6	1-4	5-6	1	8	.111	9th MPSF	1-4	0-4	10th	13th	—
2016	Terry Schroeder	15	12		.556	3-4	5-5	7-3	2	3	.400	4th GCC	1-1	1-2	1st	7th	—
42 SEASONS		739	495	8	.599				173	152	.532						

COACHING RECORDS

Coach	Seasons	Years	W	L	T	Pct.
Terry Schroeder	1986-2005, 2013-	24	386	276	0	.583
Rick Rowland	1975-85	11	247	128	8	.655
Jack Kocur	2006-11	6	95	78	0	.549
Merrill Moses/Willo Rodriguez (interim)	2013	1	11	13	0	.458
		42	724	483	8	.599

1997 NATIONAL CHAMPIONS



Senior driver Andy Bruininga scored the game-winning goal with 44 seconds remaining in the second overtime period to lift Pepperdine to its first-ever NCAA water polo championship, as the Waves edged local rival USC by a final score of 8-7 on December 7, 1997, at the International Swimming Hall of Fame Aquatics Complex in Fort Lauderdale, Fla.

Making its first appearance at the NCAA Championships since 1994 and its 12th overall, Pepperdine completed its dream season with a sparkling 25-3 record.

The championship was closely contested from the outset. Following a scoreless first period, USC junior driver Marko Pintaric scored the game's first goal at the 6:16 mark of the second quarter. Pepperdine countered with a goal by senior driver Brian McCallister with 4:45 remaining in the period, but Pintaric gave USC a 2-1 lead when he scored again just 35 seconds later.

Pepperdine took a 3-2 halftime advantage following goals by junior two-meter man Jeremy Pope and junior driver Christian Jensen.

USC quickly tied the game at 3-3 on a goal by senior driver Mateo Juric at the 4:30 mark of the third quarter. Senior holeman Alan Herrmann and sophomore two-meter man Chris Tilden scored goals within a 17-second span late in the period, helping Pepperdine take a 6-4 advantage into the fourth quarter.

USC rallied late in the contest, and tied the game at 6-6 on a goal by senior driver Simun Cimerman with just eight seconds to play in regulation.

The Waves struck early in the first three-minute overtime period, scoring at the 2:15 mark, but USC tied the contest with 1:23 left in the second overtime period, setting the stage for Bruininga's game-clinching goal.

"Confidence took over in the overtime," Pepperdine Coach Terry Schroeder said. "We had great team chemistry all year and stepped up

and answered every challenge."

As one of the greatest players in college history, Schroeder led Pepperdine to three fourth-place finishes, but in his 12th season as head coach, he led Pepperdine to its first title.

"I loved the post-game swim (when the team threw him in the pool in celebration)," Schroeder said. "I am proud of the guys — they put so much into this effort all year. This is the best bunch of guys we have had at Pepperdine. We all felt so close. It was the best way to end the season — all together in the water celebrating."

Herrmann, Pope and junior goalie Merrill Moses were named the tri-Most Valuable Players of the NCAA Championships.

"The team really wanted to win the championship for Coach Schroeder, and he has been waiting for a long time," Bruininga said. "Scoring the game-winning goal was neat, but I also want to acknowledge and reward the great pass from Jeremy Pope. It was our team effort that did it."

Pepperdine outscored its opponents by a commanding 283-152 margin during the 1997 season, as the Waves averaged 10.11 points a contest and limited opponents to just 5.43 points a game.

Pope led the Waves in scoring, registering 54 goals, including four two-point goals, for 58 total points. Herrmann collected 51 goals, while senior driver Jack Kocur added 39 goals and a team-best total of seven two-point goals for 46 total points.

Moses capped an outstanding season in the net with an impressive 4.64 goals-against average, allowing just 116 goals in 25 games while recording 207 saves.

Herrmann, Kocur, Moses and Pope each were named All-American first teamers by U.S. Water Polo, marking the first time four Pepperdine players earned that distinction in the same year. Schroeder was tabbed the national Coach of the Year by U.S. Water Polo.

NCAA CHAMPIONSHIPS

The Pepperdine water polo team has advanced to the NCAA Championships 12 times and has compiled a cumulative record to date of 18-17 (.514). Pepperdine advanced to the NCAA Championships in 1977, 1978, 1980, 1984, 1986, 1987, 1989, 1990, 1991, 1992, 1994 and 1997 — winning the national title for the first time in 1997. Pepperdine hosted the NCAA Championships in 2000.

1977 — 4th place

at Providence, R.I.

11/26	#3	Loyola-Chicago	W	14-11
11/26	#3	California	L	10-11
11/27	#3	Stanford	L	6-10

1978 — 4th place

at Long Beach, Calif.

11/25	#4	Bucknell	W	10-9
11/25	#4	Stanford	L	8-14
11/26	#4	UC Irvine	L	7-12

1980 — 4th place

at Long Beach, Calif.

11/29	#5	#4 USC	W	9-8
11/29	#5	#1 Stanford	L	6-17
11/30	#5	#3 UC Irvine	L	8-10

1984 — 4th place

at Long Beach, Calif.

11/24	#4	#5 UCLA	W	12-11
11/24	#4	#1 Stanford	L	6-11
11/25	#4	#3 USC	L	10-13

1986 — 4th place

at Long Beach, Calif.

11/28	#4	#5 USC	W	10-9
11/29	#4	#1 Stanford	L	8-15
11/30	#4	#3 UCLA	L	11-12

1987 — 5th place

at Long Beach, Calif.

11/27	#6	#3 UCLA	L	7-11
11/28	#6	#7 Navy	W	16-8
11/29	#6	#4 Stanford	W	13-12ot

1989 — 4th place

at Indianapolis, Ind.

11/24	#4	#5 Long Beach State	W	13-8
11/25	#4	#1 California	L	9-10
11/26	#4	#3 Stanford	L	5-7

1990 — 5th place

at Long Beach, Calif.

11/23	#5	#4 UCLA	L	9-10
11/24	#5	#8 Brown	W	13-6
11/25	#5	#7 Air Force	W	16-13

1991 — 3rd place

at Long Beach, Calif.

11/29	#2	#7 Slippery Rock	W	18-9
11/30	#2	#3 UCLA	L	5-6
12/1	#2	#4 UC Irvine	W	9-7

1992 — 5th place

at Long Beach, Calif.

11/27	#5	#4 UC Irvine	L	8-11
11/28	#5	#8 Navy	W	18-9
11/29	#5	#6 UC San Diego	W	13-6

1994 — 5th place

at Long Beach, Calif.


11/25	#4	#5 UCLA	L	7-8ot
11/26	#4	#8 Air Force	W	10-5
11/27	#4	#7 Navy	W	13-10

1997 — NCAA CHAMPIONS

at Fort Lauderdale, Fla.

12/5	#1	#4 UC Davis	W	13-8
12/7	#1	#2 USC	W	8-7ot

(teams' seedings, not rankings, are shown)





CONFERENCE TOURNAMENT

The Waves were a member of the the Mountain Pacific Sports Federation from 1992-2015. During that span, Pepperdine took part in 19 of the 21 conference tournaments, owning an all-time record of 22-39 in the MPSF Tournament. In 2016, The Waves took part in the inaugural Golden Coast Conference Tournament, sweeping through their opponents to take the crown.

1993 — 8th place (MPSF)

at Long Beach, Calif.

11/13	#8	#3 Pacific	L	5-9
11/14	#8	#7 UC Santa Barbara	L	10-13
11/14	#8	#9 Long Beach State	W	12-5

1994 — 4th place (MPSF)

at Long Beach, Calif.

11/12	#4	#5 Pacific	W	7-5
11/13	#4	#1 Stanford	L	9-14
11/13	#4	#3 California	L	14-15

1995 — 5th place (MPSF)

at Newport Beach, Calif.

11/24	#5	#4 USC	L	6-7
11/25	#5	#9 Pacific	W	6-4
11/26	#5	#7 Stanford	W	8-5

1996 — 7th place (MPSF)

at Berkeley, Calif.

11/28	#7	#8 UC Santa Barbara	W	9-6
11/28	#7	#6 Pacific	L	9-10ot
11/29	#7	#2 USC	L	9-12
11/30	#7	#3 UCLA	L	8-9
12/1	#7	#9 Long Beach State	W	11-7

1997 — 4th place (MPSF)

at Long Beach, Calif.

11/28	#1	#8 Long Beach State	W	11-2
11/29	#1	#4 USC	L	9-10
11/30	#1	#2 California	L	5-7

1998 — 2nd place (MPSF)

at Newport Beach, Calif.

11/27	#6	#3 UCLA	W	7-6
11/28	#6	#2 UC Irvine	W	6-5ot
11/29	#6	#4 Stanford	L	8-11ot

1999 — 8th place (MPSF)

at Newport Beach, Calif.

11/26	#7	#2 Stanford	L	3-6
11/27	#7	#3 USC	L	3-15
11/28	#7	#5 Long Beach State	L	12-17

2000 — 3rd place (MPSF)

at Los Alamitos, Calif.

11/24	#6	#3 USC	W	5-4
11/25	#6	#2 UCLA	L	4-9
11/26	#6	#1 UC Irvine	W	8-7

2001 — 6th place (MPSF)

at Berkeley, Calif.

11/23	#4	#5 Long Beach State	L	6-8
11/24	#4	#8 UC Irvine	W	14-9
11/25	#4	#3 USC	L	6-10

2002 — 2nd place (MPSF)

at Los Alamitos, Calif.

11/29	#1	#8 Long Beach State	W	11-8
11/30	#1	#5 UCLA	W	7-6
12/1	#1	#3 California	L	8-9

2003 — 5th place (MPSF)

at Palo Alto, Calif.

11/28	#6	#3 UCLA	L	5-7
11/29	#6	#7 UC Irvine	W	11-10
11/30	#6	#5 Long Beach State	W	12-8

2004 — 6th place (MPSF)

at Palo Alto, Calif.

11/26	#7	#2 Stanford	L	5-10
11/27	#7	#6 California	W	4-3
11/28	#7	#4 Long Beach State	L	8-9

2005 — 7th place (MPSF)

at Los Angeles, Calif. (USC)

11/25	#6	#3 Stanford	L	7-9
11/26	#6	#7 Pacific	L	8-9
11/27	#6	#8 Long Beach State	W	9-7

2007 — 7th place (MPSF)

at Berkeley, Calif.

11/23	#6	#3 Stanford	L	4-7
11/24	#6	#7 UC Santa Barbara	L	7-8
11/25	#6	#8 Long Beach State	W	13-10

2008 — 2nd place (MPSF)

at Malibu, Calif.

11/28	#3	#6 UC Santa Barbara	W	11-7
11/29	#3	#2 Stanford	W	8-7ot
11/30	#3	#1 USC	L	2-3

2009 — 6th place (MPSF)

at Los Angeles, Calif. (USC)

11/27	#5	#4 UCLA	L	5-8
11/28	#5	#8 Pacific	W	12-9
11/29	#5	#6 UC Irvine	L	8-14

2010 — 8th place (MPSF)

at Palo Alto, Calif.

11/26	#8	#1 California	L	5-13
11/27	#8	#5 UC Irvine	L	7-13
11/28	#8	#4 Pacific	L	5-13

2011 — 8th place (MPSF)

at Los Angeles, Calif. (UCLA)

11/25	#6	#3 UCLA	L	4-5ot
11/26	#6	#7 UC Irvine	L	4-5
11/27	#6	#5 UC Santa Barbara	L	8-10

2012 — 8th place (MPSF)

at Los Angeles, Calif. (USC)

11/23	#6	#3 California	L	9-11
11/24	#6	#7 Pacific	L	7-10
11/25	#6	#8 UC Santa Barbara	L	6-9

2014 — 6th place (MPSF)

at Long Beach, Calif.

11/23	#7	#2 Stanford	L	4-13
11/24	#7	#6 UC Irvine	W	12-11ot
11/25	#7	#5 California	L	14-7

2015 — 10th place (MPSF)

at Los Angeles, Calif. (USC)

11/20	#9	#8 Long Beach State	L	8-11
11/21	#9	#10 San Jose State	L	14-17

(teams' seedings, not rankings, are shown)

2016 — 1st place (GCC)

at Stockton, Calif. (Pacific)

11/18	#4	#5 UC Irvine	W	11-9
11/19	#4	#2 UC Santa Barbara	W	11-7
11/20	#4	#1 Pacific	W	6-5

SEASON & CAREER RECORDS

SINGLE-SEASON GOAL-SCORING LEADERS

1.	Terry Schroeder (1978).....	138
2.	Terry Schroeder (1977).....	129
3.	Terry Schroeder (1980).....	125
4.	David Myers (1975).....	110
5.	David Myers (1976).....	94
	Pero Asic (1984).....	94
7.	Mike Grier (1984).....	93
8.	Geoffrey Clark (1989).....	90
9.	Aaron Chasen (1985).....	87
	Rafael Gandarillas (1987).....	87
11.	Geoffrey Clark (1991).....	85
12.	Sasha Poljak (1986).....	83
	Sasha Poljak (1987).....	83
	Henry Rabello (1990).....	83
15.	Pero Asic (1986).....	79
16.	Sasha Poljak (1985).....	77
	Sasha Poljak (1989).....	77
18.	Geoffrey Clark (1990).....	75
19.	Eric Luchs (1981).....	73
	Viktor Pusic (1984).....	73
21.	Jon Sterkel (1980).....	70
22.	Aaron Chasen (1987).....	69
	Alex Asta (1992).....	69
	Marko Asic (2016).....	69
24.	Rafael Gandarillas (1986).....	66
25.	Pero Asic (1985).....	65
	Jesse Smith (2002).....	65

CAREER GOAL-SCORING LEADERS

1.	Terry Schroeder (1977-80).....	392
2.	Sasha Poljak (1985-89).....	320
3.	Geoffrey Clark (1989-91).....	250
4.	Pero Asic (1984-86).....	239
5.	JP MacDonell (2006-09).....	225
6.	Rafael Gandarillas (1985-89).....	223
7.	Alan Herrmann (1993-97).....	218
8.	Aaron Chasen (1985-87).....	215
9.	Jesse Smith (2001-05).....	213
10.	David Myers (1975-76).....	204
11.	Henry Rabello (1990-92).....	193
12.	Grant Miller (2004-08).....	177
13.	Greg Lonzo (1998-01).....	175
14.	Adam Hewko (2004-08).....	172
15.	Mike Grier (1983-84).....	157
16.	Luke Hewko (2011-15).....	152
17.	Zachary Holder (1990-94).....	141
18.	Jack Kocur (1993-97).....	138
	Eric Luchs (1978-81).....	138
20.	Robbie Boyer (1984-87).....	130
21.	Viktor Pusic (1982-84).....	123
22.	Clayton Snyder (2006-09).....	119
23.	Michael Hausmann (1999-03).....	115
24.	Marko Asic (2015-16).....	114
25.	Alex Asta (1991-92).....	112
26.	Pat Meaney (1978-80).....	107
27.	Andrew Milcovich (2007-11).....	106
28.	Rob Sutter (1986-89).....	105
	Wesley Sherburne (2012-15).....	105
30.	Danny White (2009-13).....	103
31.	Devin Hurst (1990-94).....	101
32.	Chris Tilden (1996-00).....	100


(Note: Pepperdine water polo records are only complete beginning with the 1984 season.)

YEARLY GOAL-SCORING LEADERS

1975	David Myers.....	110
1976	David Myers.....	94
1977	Terry Schroeder.....	129
1978	Terry Schroeder.....	138
1979	Curtis Oeser.....	50
1980	Terry Schroeder.....	125
1981	Eric Luchs.....	73
1982	Viktor Pusic.....	50
1983	Mike Grier.....	64
1984	Pero Asic.....	94
1985	Aaron Chasen.....	87
1986	Sasha Poljak.....	83
1987	Rafael Gandarillas.....	87
1988	Rob Sutter.....	46
1989	Geoffrey Clark.....	90
1990	Henry Rabello.....	83
1991	Geoffrey Clark.....	85
1992	Alex Asta.....	69
1993	Alan Herrmann.....	51
1994	Alan Herrmann.....	62
1995	Alan Herrmann.....	54
1996	Alex Rodriguez/Todd King.....	38
1997	Jeremy Pope.....	54
1998	Jeremy Pope.....	37
1999	Greg Lonzo.....	53
2000	Greg Lonzo.....	59
2001	Greg Lonzo.....	50
2002	Jesse Smith.....	65
2003	Jesse Smith.....	55
2004	Grant Miller.....	50
2005	Jesse Smith.....	51
2006	JP MacDonell.....	60
2007	Adam Hewko.....	59
2008	JP MacDonell.....	52
2009	JP MacDonell.....	55
2010	Danny White.....	36
2011	Matt DeTrane.....	43
2012	Stephen Loomis.....	48
2013	Luke Hewko.....	55
2014	Luke Hewko.....	55
2015	Marko Asic.....	45
2016	Marko Asic.....	69

YEARLY GOALKEEPER SAVE LEADERS

1975	Ned Maggiora.....	186
1976	Ned Maggiora.....	165
1977	Bob Evjene.....	226
1978	John Wasko.....	267
1979	John Wasko.....	249
1980	Bob Evjene.....	259
1981	Bob Evjene.....	286
1982	Ian Marksburly.....	228
1983	Vukan Ruzic.....	260
1984	Vukan Ruzic.....	416
1985	Juan Carlos Garay.....	170
1986	Roberto Borelli.....	131
1987	Juan Carlos Garay.....	173
1988	John Lupien.....	125
1989	Wells Guthrie.....	265
1990	Wells Guthrie.....	251
1991	Peter Schuler.....	215
1992	Peter Schuler.....	231
1993	Greg Hevener.....	168
1994	Vatche Shirikjian.....	215
1995	Merrill Moses.....	165
1996	Merrill Moses.....	218
1997	Merrill Moses.....	207
1998	Merrill Moses.....	224
1999	Michael Soltis.....	185
2000	Michael Soltis.....	176
2001	Michael Soltis.....	149
2002	Michael Soltis.....	202
2003	Ben Tait.....	185
2004	Robbie Miller.....	162
2005	Ben Tait.....	216
2006	Travis Stachowski.....	145
2007	Travis Stachowski.....	174
2008	John Hahn.....	152
2009	Thomas O'Connell.....	117
2010	Bence Valics.....	170
2011	Bence Valics.....	237
2012	Bence Valics.....	281
2013	Bence Valics.....	201
2014	Zack Rhodes.....	268
2015	Zack Rhodes.....	228
2016	Zack Rhodes.....	279



TERRY SCHROEDER

HONORS & AWARDS

NATIONAL PLAYER OF THE YEAR

- 1984 Mike Grier
- 1991 Geoffrey Clark
- 1997 Alan Herrmann



MIKE GRIER



GEOFFREY CLARK



ALAN HERRMANN

NATIONAL COACH OF THE YEAR

- 1997 Terry Schroeder

ALL-AMERICANS

- 1976 Ned Maggiora (1st)
David Myers (1st)
- 1977 Terry Schroeder (1st)
Don Caskey (2nd)
Doug Demirelli (HM)
Bob Evjene (HM)
- 1978 Terry Schroeder (1st)
Pat Meaney (HM)
- 1979 Jon Sterkel (3rd)
- 1980 Terry Schroeder (1st)
Bob Evjene (2nd)
Jon Sterkel (2nd)
Pat Meaney (HM)
- 1981 Bob Evjene (2nd)
- 1982 Ognjen Kuraica (HM)
- 1983 Mike Grier (1st)
Greg Outcalt (HM)
- 1984 Mike Grier (1st)
Pero Asic (HM)
Victor de la Vega (HM)
Victor Pusic (HM)
Vukan Ruzic (HM)
- 1985 Aaron Chasen (HM)
- 1986 Sasha Poljak (2nd)
Pero Asic (3rd)
Aaron Chasen (3rd)
- 1987 Sasha Poljak (1st)
Aaron Chasen (HM)
Rafael Gandarillas (HM)
- 1988 Tucker Johnston (HM)
- 1989 Geoffrey Clark (1st)
Sasha Poljak (2nd)
- 1990 Geoffrey Clark (1st)
Henry Rabello (2nd)
- 1991 Geoffrey Clark (1st)
Henry Rabello (2nd)
Peter Schuler (HM)
- 1992 Alex Asta (2nd)
Henry Rabello (2nd)
Peter Schuler (3rd)
- 1993 Alan Herrmann (HM)
- 1994 Alan Herrmann (2nd)
Jack Kocur (3rd)
Zachary Holder (HM)
- 1995 Alan Herrmann (2nd)
Larry Felix (HM)
Jack Kocur (HM)

- 1996 Alex Rodriguez (3rd)
Merrill Moses (HM)
- 1997 Alan Herrmann (1st)
Jack Kocur (1st)
Merrill Moses (1st)
Jeremy Pope (1st)
Christian Jensen (HM)
Todd King (HM)
- 1998 Jeremy Pope (1st)
Merrill Moses (2nd)
Todd King (3rd)
- 1999 Greg Lonzo (2nd)
Sean Hylton (HM)
- 2000 Greg Lonzo (2nd)
Michael Soltis (3rd)
Sean Hylton (HM)
- 2001 Greg Lonzo (1st)
Jesse Smith (2nd)
Michael Soltis (3rd)
- 2002 Jesse Smith (1st)
Karl Niehaus (2nd)
Michael Soltis (HM)
- 2003 Jesse Smith (1st)
Mike Hausmann (2nd)
- 2004 Josh Acosta (2nd)
Grant Miller (HM)
- 2005 Jesse Smith (1st)
Grant Miller (HM)
- 2007 Adam Hewko (2nd)
- 2008 Adam Hewko (1st)
Grant Miller (2nd)
JP MacDonell (3rd)
John Hahn (HM)
- 2009 JP MacDonell (2nd)
Clayton Snyder (HM)
- 2011 Matt DeTrane (HM)
Spencer Hamby (HM)
Andrew Milcovich (HM)
- 2012 Matt DeTrane (HM)
Spencer Hamby (HM)
Stephen Loomis (HM)
Bence Valics (HM)
- 2014 Luke Hewko (3rd)
- 2015 Marko Asic (HM)
- 2016 Marko Asic (2nd)
Zack Rhodes (HM)
Mark Urban (HM)

ALL-NCAA TOURNAMENT

- 1977 Terry Schroeder (1st)
 - 1978 Terry Schroeder (1st)
 - 1980 Terry Schroeder (1st)
 - 1984 *Mike Grier (1st)
Pero Asic (HM)
Victor de la Vega (HM)
Viktor Pusic (HM)
 - 1986 Sasha Poljak (1st)
Aaron Chasen (2nd)
 - 1987 Sasha Poljak (1st)
 - 1989 Sasha Poljak (1st)
Geoffrey Clark (1st)
 - 1990 Geoffrey Clark (1st)
 - 1991 Geoffrey Clark (1st)
Peter Schuler (2nd)
Henry Rabello (2nd)
Zachary Holder (HM)
 - 1992 Alex Asta (2nd)
Henry Rabello (2nd)
 - 1994 Alan Herrmann (2nd)
 - 1997 * Alan Herrmann (1st)
* Merrill Moses (1st)
* Jeremy Pope (1st)
Jack Kocur (2nd)
- * Most Outstanding Player



JESSE SMITH



JP MacDONELL

HONORS & AWARDS

CONFERENCE PLAYER OF THE YEAR

1980 Terry Schroeder (PCAA)
 1984 Mike Grier (PCAA)
 1986 Sasha Poljak (PCAA)
 1987 Sasha Poljak (Big West)
 1989 Geoffrey Clark (Big West)
 1990 Geoffrey Clark (Big West)
 1991 Geoffrey Clark (Big West)
 1997 Alan Herrmann (MPSF)
 Merrill Moses (GK)(MPSF)
 2016 Marko Asic (GCC)

CONFERENCE COACH OF THE YEAR

1984 Rick Rowland (PCAA)
 1989 Terry Schroeder (PCAA)
 1997 Terry Schroeder (MPSF)
 1998 Terry Schroeder (co)(MPSF)
 2008 Jack Kocur (co)(MPSF)
 2016 Terry Schroeder (GCC)

ALL-CONFERENCE

1977 Don Caskey (1st)
 Doug Demirelli (1st)
 Bob Evjene (1st)
 Terry Schroeder (1st)
 1978 Terry Schroeder (1st)
 Pat Meaney (2nd)
 John Vollen (2nd)
 John Wasko (HM)
 1979 John Sterkel (1st)
 Ray Wylie (2nd)
 John Wasko (2nd)
 1980 Bob Evjene (1st)
 Terry Schroeder (1st)
 Jon Sterkel (1st)
 Pat Meaney (2nd)
 Hans Kruip (HM)
 1981 Bob Evjene (1st)
 Erik Luchs (2nd)
 1982 Ognjen Kuraica (2nd)
 1983 Mike Grier (1st)
 Greg Outcalt (2nd)
 1984 Victor de la Vega (1st)
 Mike Grier (1st)
 Vukan Ruzic (1st)
 Viktor Pusic (2nd)
 1985 Aaron Chasen (1st)
 Sasha Poljak (HM)
 1986 Sasha Poljak (1st)
 Pero Asic (1st)
 Robbie Boyer (2nd)
 Aaron Chasen (2nd)
 Rafael Gandarillas (2nd)
 1987 Sasha Poljak (1st)
 Aaron Chasen (2nd)
 Rafael Gandarillas (2nd)
 1988 Tucker Johnson (2nd)
 1989 Geoffrey Clark (1st)
 Sasha Poljak (1st)
 Paul Matarangas (2nd)
 Rob Sutter (HM)
 1990 Geoffrey Clark (1st)
 Steve Long (2nd)
 Henry Rabello (2nd)
 1991 Geoffrey Clark (1st)
 Peter Schuler (1st)
 Henry Rabello (1st)
 Zachary Holder (2nd)

1992 Alex Asta (HM)
 Alex Asta (1st)
 Henry Rabello (1st)
 Peter Schuler (1st)
 Zachary Holder (2nd)
 1993 Alan Herrmann (1st)
 Larry Felix (2nd)
 1994 Alan Herrmann (2nd)
 1995 Alan Herrmann (1st)
 Larry Felix (3rd)
 Jack Kocur (HM)
 Merrill Moses (HM)
 1996 Alex Rodriguez (3rd)
 Merrill Moses (3rd)
 Christian Jensen (HM)
 Chris Tilden (HM)
 1997 Alan Herrmann (1st)
 Jack Kocur (1st)
 Merrill Moses (1st)
 Jeremy Pope (2nd)
 1998 Jeremy Pope (1st)
 Merrill Moses (2nd)
 Tod King (3rd)
 1999 Greg Lonzo (2nd)
 Sean Hylton (HM)
 Peter Joseph (HM)
 Michael Soltis (HM)
 2000 Greg Lonzo (2nd)
 Sean Hylton (3rd)
 Michael Soltis (3rd)
 Chris Tilden (HM)
 2001 Jesse Smith (1st)
 Greg Lonzo (2nd)
 Michael Soltis (3rd)
 Scott Harvey (HM)
 2002 Jesse Smith (1st)
 Karl Niehaus (3rd)
 Michael Soltis (HM)
 Scott Harvey (HM)
 2003 Jesse Smith (1st)
 Michael Hausmann (2nd)
 Josh Acosta (HM)
 2004 Josh Acosta (3rd)
 Grant Miller (3rd)
 Adam Hewko (HM)
 Robbie Miller (HM)
 2005 Jesse Smith (1st)
 Grant Miller (3rd)
 Adam Hewko (HM)
 2006 JP MacDonell (HM)
 2007 Adam Hewko (3rd)
 Grant Miller (3rd)
 JP MacDonell (HM)
 2008 JP MacDonell (1st)
 Grant Miller (1st)
 Adam Hewko (2nd)
 Clayton Snyder (3rd)
 2009 JP MacDonell (1st)
 Clayton Snyder (2nd)
 2010 Bence Valics (HM)
 2011 Spencer Hamby (HM)
 2012 Stephen Loomis (HM)
 2013 Luke Hewko (HM)
 Danny White (HM)
 2014 Luke Hewko (HM)
 2016 Marko Asic (1st)
 Mark Urban (1st)
 Mate Toth (2nd)

GCC ALL-TOURNAMENT TEAM

2016 Zack Rhodes (MVP)
 Christian Bridley
 Mark Urban

CONFERENCE PLAYER OF THE WEEK

2005 Ben Tait (10/4)
 2007 JP MacDonell (9/10)
 Travis Stachowski (11/19)
 2008 John Hahn (9/29)
 JP MacDonell (11/10)
 Grant Miller (11/24)
 2009 Thomas O'Connell (10/5)
 JP MacDonell (11/16)
 2016 Zack Rhodes (10/6)
 (since 2005)

CONFERENCE ALL-ACADEMIC

2001 Scott Harvey
 Jordan Keitel
 Morgan Matthies
 Michael Soltis
 2002 Scott Harvey
 Michael Hausmann
 Jordan Keitel
 Morgan Matthies
 Michael Soltis
 2003 Matt Hahn
 Scott Harvey
 Michael Hausmann
 Thomas Jasper
 Jordan Keitel
 Morgan Matthies
 2004 Matt Hahn
 Thomas Jasper
 Jason Langten
 Robbie Miller
 2005 Matt Hahn
 Jason Langten
 2006 Jason Langten
 Adam Hewko
 2007 Taylor Watson
 Adam Hewko
 Blake Hubbell
 Andrew Milcovich
 Clayton Snyder
 2009 Andrew Milcovich
 Clayton Snyder
 2010 Matt Brown
 Colin Carroll
 Milos Purkovic
 2011 Matt Brown
 Colin Carroll
 Andrew Milcovich
 Bence Valics
 2012 Matt Brown
 Colin Carroll
 Ray McIntyre

2013 Bence Valics
 Nicholas Candau
 Luke Hewko
 Austin Tailleu
 Bence Valics
 2014 Luke Hewko
 Robert Beck
 Brock Liebhardt
 2015 Brock Liebhardt
 Kenneth Keller
 Justin Cowan
 Chase Mendoza
 Luke Hewko
 2016 Robert Beck
 Justin Cowan
 Kenneth Keller
 Brock Liebhardt
 Mate Toth
 Mark Urban

CoSIDA ACADEMIC ALL-AMERICA HALL OF FAME

2013 Terry Schroeder

CoSIDA ACADEMIC ALL-AMERICAN

1997 Alan Herrmann (1st)
 2012 Matt Brown (3rd)

CoSIDA ACADEMIC ALL-DISTRICT

2010 Matt Brown (1st)
 2012 Matt Brown (1st)

PEPPERDINE ATHLETICS HALL OF FAME

1985 Terry Schroeder
 2008 1997 team
 2009 Geoffrey Clark
 2010 Sasha Poljak
 2013 Merrill Moses
 2014 Alan Herrmann
 2017 Jesse Smith



SASHA POLJAK

ALL-TIME ROSTER


Name	Years	Position	Hometown (Last School)
Acosta, Josh	2000, 01, 02, 03, 04	Driver	Lemoore, Calif. (Lemoore HS)
Ahaesy, Kevin	1995	Goalie	Alamo, Calif. (San Ramon HS)
Alexander, David	1987, 88, 90, 91	Driver	Long Beach, Calif. (Wilson HS)
Almquist, Chris	1987, 88, 89, 91	Driver	Santa Ana, Calif. (Foothill HS)
Alters, Jeremy	1991	Driver	Hollywood, Fla. (Orange Coast JC)
Andrew, John	1979, 80		Turlock, Calif.
Antimarino, Jeff	1985		Long Beach, Calif.
Aquilon, Jeff	1976, 77, 78	Field	Goleta, Calif. (Dos Pueblos HS)
Arevalo	1984		
Arzumanyan, Artak	2015, 16	Attacker	Glendale, Calif. (Glendale HS)
Ashby, John	1999, 00, 01, 02, 03	Driver	Woodland Hills, Calif. (Bishop's School)
Asic, Marko	2015, 16	UT/ATK	Laguna Niguel, Calif. (Dana Hills HS)
Asic, Pero	1984, 85, 86		Split, Yugoslavia
Asta, Alex	1991, 92	2M	Santa Ynez, Calif. (Cuesta JC)
Auer, Brett	2006, 07, 08, 09	Utility	Newport Beach, Calif. (Newport Beach HS)
Baldwin, Steve	1975	Goalie	San Diego, Calif.
Barth, Garrit	2003	Driver	Long Beach, Calif. (Wilson HS)
Bartosh, Bob	1975	Field	Oxnard, Calif.
Bayha, Matt	1992	Driver	Eugene, Ore. (Sheldon HS)
Beaney, Dorian	2004, 05, 06, 07	Centerback	Lake Forest, Calif. (El Toro HS)
Beck, Robert	2012, 13, 14, 15, 16	Utility	San Diego, Calif. (Cathedral Catholic HS)
Benham, Dane	2004, 05, 06	Goalie	San Diego, Calif. (Mt. Carmel HS)
Berger, Robert	1977, 78	Field	Honolulu, Hawaii
Bergeson, Alex	2007, 08	Attacker	Carlsbad, Calif. (Carlsbad HS)
Berry, Matt	1992, 93, 94, 95	Driver	Enid, Okla. (Enid HS)
Bishop, Blair	1988, 89, 90	Driver	Lafayette, Calif. (Acalanes HS)
Bjorner, Matt	1999, 00, 01, 02	Driver	San Carlos, Calif. (Menlo School)
Blankenship, Steve	1975, 76	Field	Visalia, Calif. (Redwood HS)
Borelli, Roberto	1985, 86	Goalie	Sao Paulo, Brazil
Borror, Brooks	1980		Rialto, Calif.
Boutry, Don	1975, 76	Field	San Jose, Calif. (Leigh HS)
Bowman, Eric	1989	2M	Agoura Hills, Calif. (Ventura JC)
Boyer, Bryan	1988, 89	Defense	Lompoc, Calif. (Long Beach City CC)
Boyer, Robbie	1984, 85, 86, 87		Lompoc, Calif.
Bradley, Deacon	1999, 00	Driver	San Antonio, Texas (Clark HS)
Bridley, Cristian	2013, 14, 15, 16	Center	Santa Barbara, Calif. (Santa Barbara HS)
Briskey, Tommy	2010, 11	Attacker	Orinda, Calif. (California)
Brown, Bill	1975	Field	Simi Valley, Calif.
Brown, Jeff	1975	Field	Goleta, Calif.
Brown, Matt	2008, 09, 10, 11, 12	Center	Bellevue, Wash. (Brown Academy)
Bruininga, Andy	1996, 97	Driver	Simi Valley, Calif. (Ventura CC)
Bruininga, Bill	1999	Driver	Simi Valley, Calif. (Ventura CC)
Brummett, Michael	1992	Goalie	San Bernardino, Calif. (San Gorgonio HS)
Bunce, Steve	1976		London, England (Richmansworth)
Busby, Sam	2006, 07, 08, 09	Attacker	La Jolla, Calif. (La Jolla HS)
Butler, Brad	2009	Attacker	Mill Valley, Calif. (Marin Catholic HS)
Cain, Will	1993, 94, 95, 96	Driver	Sherman, Texas (Sherman HS)
Caldwell, Chad	1999, 00, 01, 02	2M	Ventura, Calif. (Ventura HS)
Candau, Nicholas	2012, 13	Center	Danville, Calif. (San Ramon Valley HS)
Canter, Josh	1993, 94, 95, 96	Driver	Chevy Chase, Md. (Bethesda HS)
Cardey, Christian	2006, 07, 08, 09	Centerback	Riverside, Calif. (Riverside Poly HS)
Carroll, Colin	2009, 10, 11, 12	Attacker	Fountain Valley, Calif. (Mater Dei HS)
Carstensen, Chase	2001	2M	Walnut, Calif. (Walnut HS)
Carter, Matthew	2009, 10, 11, 12, 13	Goalie	Princeton, N.J. (The Lawrenceville School)
Casagrande, Michael	2000, 01	Driver	Villa Park, Calif. (Villa Park HS)
Caskey, Don	1976, 77	Field	Garden Grove, Calif. (Garden Grove HS)
Castillo, Nathan	2010, 11	Utility	Newport Beach, Calif. (Golden West CC)
Chase, Dave	1980		Walnut Creek, Calif.
Chasen, Aaron	1985, 86, 87		Costa Mesa, Calif.
Chavis, Chris	2000	Driver	Santa Maria, Calif. (Righetti HS)
Clark, Geoffrey	1987, 89, 90, 91	2M	Sydney, Australia (Asquith HS)
Cole, Jens	2014, 15, 16	Attacker	Malibu, Calif. (Malibu HS)
Cook, Sean	2008	Centerback	Coronado, Calif. (Coronado HS)
Cooper, Nick	2010, 11, 12, 13	Attacker	Clayton, Calif. (De La Salle HS)
Corbin, David	1984, 86, 87		San Diego, Calif.
Corjon, Nick	2004, 05, 06, 07	Attacker	La Verne, Calif. (Bonita HS)
Cottam, Telford	2006, 07	Attacker	Costa Mesa, Calif. (Newport Beach HS)
Cowan, Justin	2014, 15, 16	Attacker	Rossmor, Calif. (Los Alamitos HS)
Coyle, Des	1975	Field	Dublin, Ireland
Crofts, Ed	1982		Irvine, Calif. (Irvine HS)
Curley, Jack	2007, 08	Goalie	Sonoma, Calif. (Santa Rosa JC)
Danaher, Collin	2009	Attacker	Calabasas, Calif. (Loyola HS)




JOSH ACOSTA



PERO ASIC




BRETT AUER



ROBBIE BOYER

ALL-TIME ROSTER

Davis, Eric	1987		Houston, Texas
de la Vega, Victor	1981, 82, 83, 84		Dorado, Puerto Rico (San Jose Prep)
DeBrouxlet, Curtis	1984		Danville, Calif.
Delgado, Quinn	2004, 05	Driver	Thousand Oaks, Calif. (Thousand Oaks HS)
DeMirelli, Doug	1976, 77	Field	San Jose, Calif. (Lynbrook HS)
Denk, France	2001, 02, 03, 04	Guard	Maribor, Slovenia (Wilson HS)
DeTrane, Matthew	2011, 12	Attacker	Moraga, Calif. (Diablo Valley CC)
Diaz, Tommy	1981, 82, 84, 85		Isla Verde, Puerto Rico (San Jose Prep)
Digges, Matt	2004, 05, 06, 07, 08	Centerback	Coronado, Calif. (Coronado HS)
Dilday, Marcus	1997	Driver	Long Beach, Calif. (Wilson HS)
Dilworth, Christopher	2015, 16	Center	Thousand Oaks, Calif. (Thousand Oaks HS)
Domenici, Dan	2002	Driver	La Verne, Calif. (Bonita HS)
Dorr, Donald	1977	Field	Santa Monica, Calif.
Drais, Josh	1996, 97, 98, 99	Goalie	Portland, Ore. (David Douglas HS)
Dural, Turgay	2000, 01	Driver	Istanbul, Turkey (Yeni Yildiz HS)
Edwards, Martin	1975	Field	Birmingham, England
Elson, Tim	1976, 77	Field	Sunnyvale, Calif. (Fremont HS)
Enterline, Greg	1990	2M	Porterville, Calif. (College of the Sequoias)
Erwin, Terry	1976, 79, 80		Santa Barbara, Calif. (Dos Pueblos HS)
Evjene, Bob	1977, 78, 79, 80, 81	Goalie	Hacienda Heights, Calif.
Fabian, David	2000, 01	Driver	Newport Beach, Calif. (Corona del Mar HS)
Farnan, Chad	2010, 11, 12, 13	Centerback	Mission Viejo, Calif. (Capistrano Valley HS)
Farris, Connor	2012	Attacker	Upland, Calif. (Damien HS)
Feldman, Greg	1998	Driver	Long Beach, Calif. (Wilson HS)
Felix, Larry	1993, 94, 95	Driver	Fullerton, Calif. (Long Beach CC)
Ferren, Thom	1981		San Diego, Calif.
Field, Ed	1987, 88, 89, 90	Goalie	Greenwich, Conn. (Greenwich HS)
Fleener, Oliver	1992	Driver	Newport Beach, Calif. (Newport Harbor HS)
Flowers, Christian	2006, 07	Utility	Honolulu, Hawaii (Mid-Pacific Institute)
Flowers, Jonathan	2008, 09, 11	Goalie	Honolulu, Hawaii (Mid-Pacific Institute)
Gagliardi, Matt	1989, 90, 91	Goalie	St. Louis, Mo. (Lidue HS)
Galvin, Dillon	2013	Attacker	Westlake, Calif. (Westlake HS)
Gandarillas, Rafael	1985, 86, 87, 89	Driver	Rio Piedras, Puerto Rico (Campolindo HS)
Garay, Juan Carlos	1984, 85, 86, 87	Goalie	San Juan, Puerto Rico
Gebeau, Quentin	1995, 96, 97, 98	Goalie	Riverside, Calif. (Poly HS)
Gjurasic, Davor	1981, 83, 84, 85		Santa Barbara, Calif.
Glenn, Worth	2009	Center	Rancho Santa Margarita, Calif. (Trabuco Hills HS)
Goble, Greg	2004, 05	2M	Fallbrook, Calif. (Fallbrook HS)
Gollenberg, Paul	1975, 76	Field	San Jose, Calif. (Leigh HS)
Gough, Travis	2007, 08, 09, 10	Attacker	Carlsbad, Calif. (Carlsbad HS)
Goyette, Trevor	2003, 04, 05	Driver	Stockton, Calif. (Lincoln HS)
Grasmoen, Scott	1983, 84, 86, 87		Byron, Calif.
Grayeli, Robert	1998, 99, 00	Driver	Costa Mesa, Calif. (Golden West CC)
Greene, David	1981		Woodland Hills, Calif.
Greulach, Chad	1988	Driver	Marina, Calif.
Grier, Mike	1983, 84		Costa Mesa, Calif.
Grove, Dave	1982	Goalie	Reno, Nev. (Reno HS)
Grubbs, Jeremy	2000, 01, 02	2M	Santa Maria, Calif. (Righetti HS)
Guthrie, Wells	1988, 89, 90	Goalie	Laguna Niguel, Calif. (Newport Harbor HS)
Hagmann, Tim	1981, 82, 83	Goalie	Palm Springs, Calif. (Palm Springs HS)
Hahn, John	2008	Goalie	Sydney, Australia (Macquarie Univ.)
Hahn, Matt	2002, 03, 04, 05	Guard	Glendale, Calif. (Glendale HS)
Hakim, Chris	1986, 88, 89, 90	2M	San Rafael, Calif. (Terra Linda HS)
Halverson, Thomas	2015	Center	Rancho Cucamonga, Calif. (Los Osos HS)
Hamby, Spencer	2009, 10, 11, 12	Center	Granite Bay, Calif. (Granite Bay HS)
Hamilton, Caleb	2007	Attacker	Irvine, Calif. (Northwood HS)
Harding-Brown, Chris	2004, 05	Guard	Lafayette, Calif. (Acalanes HS)
Harmon	1978		
Harris, Andy	1990, 92	Driver	Irvine, Calif. (Saddleback JC)
Harryman, Jack	2013, 14, 15	Attacker	Newport Beach, Calif. (Corona del Mar HS)
Harvey, Scott	2000, 01, 02, 03	Guard	El Cajon, Calif. (Valhalla HS)
Hausmann, Michael	1999, 00, 01, 02, 03	Center	San Diego, Calif. (Bishop's School)
Hellwig, Scott	1979, 80, 81, 82		Exeter, Calif. (Exeter HS)
Helsel, Jason	1992	Driver	Merced, Calif. (Merced HS)
Herrmann, Alan	1993, 94, 95, 96, 97	2M	Laguna Niguel, Calif. (Dana Hills HS)
Hevener, Greg	1990, 91, 92, 93	Goalie	Springville, Calif. (Monache HS)
Hewko, Adam	2004, 05, 06, 07, 08	Attacker	Irvine, Calif. (Servite HS)
Hewko, Jordan	1998	Driver	San Clemente, Calif. (San Clemente HS)
Hewko, Luke	2011, 12, 13, 14, 15	Utility	Santa Ana, Calif. (Servite HS)
Hildebrandt, Hans	2012	Attacker	Fresno, Calif. (Clovis North HS)
Hill, Brent	1991, 92, 93, 94	Driver	Madera, Calif. (Madera HS)
Hirsch, Jonathan	2013, 14, 15, 16	Attacker	Los Angeles, Calif. (Santa Monica College)




MATT DIGGES



RAFAEL GANDARILLAS




ALAN HERRMANN




ADAM HEWKO

ALL-TIME ROSTER

Hitchcock, Dallas	1997, 98, 99	Driver	Laguna Niguel, Calif. (Aliso Niguel HS)
Holder, Zachary	1990, 91, 92, 94	Driver	Santa Ana, Calif. (Foothill HS)
Holdridge, Toby	1990, 91	Driver	Fullerton, Calif. (Sonora HS)
Hornig, Tim	1993, 94	Driver	San Clemente, Calif. (San Clemente HS)
Howarth, Charlie	2012	Attacker	Newport Beach, Calif. (Corona del Mar HS)
Hower, Randy	1975, 76, 78, 79	Field	Downey, Calif. (Downey HS)
Hoy, Nicholas	2012, 13	Goalie	Long Beach, Calif. (Wilson HS)
Hubbell, Blake	2007, 08	Attacker	Malibu, Calif. (Royal HS)
Hurlbut, Mike	1998	Goalie	Benicia, Calif. (De La Salle HS)
Hurst, Devin	1990, 91, 92, 94	Driver	Simi Valley, Calif. (Royal HS)
Hylton, Sean	1998, 99, 00	Driver	Costa Mesa, Calif. (USC)
Iantosca, Mike	1989, 90	Driver	Los Altos, Calif. (Bellarmine Prep)
Israelson, Larry	1980		Huntington Beach, Calif.
Jackson, Stuart	1986		Sunnyvale, Calif.
Jasper, Tom	2002, 03, 04	Driver	Perth, Australia (Christ Church School)
Jensen, Christian	1995, 96, 97, 98	Driver	Laguna Beach, Calif. (Laguna Beach HS)
Jimenez, Joey	2000	Driver	San Antonio, Texas (Clark HS)
Johnson, Brett	1988	Driver	Palos Verdes, Calif.
Johnston, Tucker	1984, 85, 86, 87, 88	Driver	Cupertino, Calif.
Joseph, Peter	1997, 98, 99, 00	2M	Long Beach, Calif. (Wilson HS)
Kaluderovic, Vedran	2001, 02	2M	Santa Clara, Calif. (West Valley CC)
Kashyap, Conner	2014	Utility	Palos Verdes Estates, Calif. (Palos Verdes HS)
Keitel, Jordan	2000, 01, 02, 03	Guard	Whittier, Calif. (La Serna HS)
Keller, Kenneth	2014, 15	Attacker	Long Beach, Calif. (Los Alamitos HS)
Kelley, Blaine	1987, 88, 89, 16	Driver	Arroyo Grande, Calif. (Arroyo Grande HS)
Kemp, John	1990, 91, 92	Driver	Irvine, Calif. (Woodbridge HS)
Kemp, Kerry	1979, 80		Long Beach, Calif.
Kennefick, Joe	1988, 89	Driver	Mission Viejo, Calif. (Capistrano Valley HS)
Kilday, Roger	1979		Calabasas, Calif.
King, Todd	1994, 96, 97, 98	2M	Honolulu, Hawaii (Iolani HS)
Kocur, Jack	1993, 94, 95, 96, 97	Driver	Simi Valley, Calif. (Royal HS)
Kotylak, Julian	2009, 10, 11, 12, 13	Utility	Maple Ridge, B.C. (Meadowridge)
Kreitz, Karoly	1985		Whittier, Calif.
Kruip, Hans	1979, 80		Sunny Hills, Calif.
Krutenat, Kyle	2015	Goalie	Santa Barbara, Calif. (Dos Pueblos HS)
Krystofik, Kolby	2010	Attacker	Gilbert, Ariz. (Highland HS)
Kuraica, Ognjen	1982		Belgrade, Yugoslavia
Lampkin, Ken	1980		Modesto, Calif.
Lane, Sean	1994, 95	Driver	San Clemente, Calif. (Long Beach State)
Langten, Jason	2003, 04, 05, 06	Attacker	Irvine, Calif. (Northwood HS)
Larson, Eric	1985		Lodi, Calif.
Lazzarini, Reid	2015	Attacker	Santa Clara, Calif. (West Valley CC)
Learmouth, Rex	2010	Centerback	Orange, Calif. (Golden West CC)
Lee, Matt	2004, 06, 07	Utility	Portland, Ore. (Westview HS)
Lee, Michael	2002, 03, 04, 05, 06	Goalie	Cabrillo, Calif. (Lompoc HS)
Leum, Mike	1982		Glendale, Calif. (Glendale HS)
Liebhart, Brock	2012, 13, 14, 15, 16	Centerback	Fremont, Calif. (Washington HS)
Long, Steve	1990, 91	2M	Lompoc, Calif. (Cuesta JC)
Lonzo, Greg	1998, 99, 00, 01	Driver	Mira Loma, Calif. (Jurupa Valley HS)
Loomis, Stephen	2009, 10, 11, 12	Attacker	Moraga, Calif. (Campolindo HS)
Luchs, Eric	1978, 79, 80, 81	Field	Johannesburg, South Africa
Lujan, Preston	2006, 07, 08, 09	Attacker	Coronado, Calif. (Coronado HS)
Lupin, Spencer	2015, 16	C/UTL	Mission Viejo, Calif. (Santa Margarita Cath.)
Lupien, John	1987, 88, 89	Goalie	Cupertino, Calif. (Bellarmine Prep)
Lynn, Kelly	1978	Field	Portola Valley, Calif.
MacDonell, Eric	2007	Attacker	San Jose, Calif. (Bellarmine Prep)
MacDonell, JP	2006, 07, 08, 09	Attacker	Redwood City, Calif. (Bellarmine Prep)
MacDonell, Mat	2004, 05, 06, 07, 08	Utility	Redwood City, Calif. (Bellarmine Prep)
Macedo, Conrad	1990, 91, 92, 93, 94	2M/D	Newport Beach, Calif. (Corona del Mar HS)
Madaras, Marko	2012, 13, 14, 15	Attacker	Eger, Hungary (Golden West College)
Madill, Scott	1984, 85, 86, 87		Hanford, Calif.
Maggiora, Ned	1975, 76	Field	Orinda, Calif. (Campolindo HS)
Malone, Duffer	1983		Miami, Fla.
Mann, Doug	2002, 03, 04, 05, 06	Center	Coronado, Calif. (Coronado HS)
Marco, Philippe	2014, 15, 16	Goalie	Atherton, Calif. (Sacred Heart Prep)
Markevitz, Peter	1977	Field	Goleta, Calif.
Marksbury, Ian	1981, 82	Goalie	Costa Mesa, Calif. (Newport Harbor HS)
Marriner, Mike	1995, 96, 97, 98	Goalie	Laguna Beach, Calif. (Laguna Beach HS)
Marshall, Scott	1975	Field	Napa, Calif.
Martin, Nick	1987, 88	Driver	Gresham, Ore.
Masson, Lloyd	2000, 01	Goalie	La Canada, Calif. (La Canada HS)




TODD KING



JACK KOCUR



GREG LONZO



DOUG MANN

ALL-TIME ROSTER

Matarangas, Paul	1986, 89	Driver	San Jose, Calif. (West Valley JC)
Matarangas, Rob	1981, 83, 84, 85		San Jose, Calif.
Matthies, Morgan	2000, 01, 02, 03	Center	Malibu, Calif. (Malibu HS)
McAllister, Brian	1995, 96, 97	Driver	Newport Beach, Calif. (Newport Harbor HS)
McBroom, Tyler	2003, 04	Driver	Ripon, Calif. (Johansen HS)
McCain, Justin	2002	Goalie	San Diego, Calif. (Bishop's School)
McCallister, Bob	1990, 91	Driver	Newport Beach, Calif. (Newport Harbor HS)
McIntyre, Ray	2010, 11, 12	Attacker	Calabasas, Calif. (Notre Dame HS)
McLain, Bryce	2007, 08, 09, 10	Goalie	Costa Mesa, Calif. (Newport Beach HS)
McMillan, Jim	1983, 84		Santa Ana, Calif.
McPherson, Matt	1998, 99, 00, 01	Driver	Santa Ana, Calif. (Foothill HS)
Meaney, Pat	1976, 77, 78, 80	Field	Santa Barbara, Calif. (San Marcos HS)
Medigovich, Ryan	2000, 01	Goalie	San Diego, Calif. (Mesa CC)
Mendoza, Chase	2014, 15	Center	Irvine, Calif. (Irvine HS)
Milcovich, Andrew	2007, 08, 09, 10, 11	Attacker	Walnut Creek, Calif. (De La Salle HS)
Millar, Brian	1993	Goalie	Alamo, Calif. (Diablo Valley CC)
Miller, Austin	2012, 13	Attacker	Alta Loma, Calif. (Damien HS)
Miller, Grant	2004, 05, 06, 07, 08	Centerback	La Verne, Calif. (Damien HS)
Miller, Robbie	2004	Goalie	Thousand Oaks, Calif. (Ventura JC)
Mitchell, Bradley	1992, 93	Driver	Modesto, Calif. (Beyer HS)
Mitchell, James	1995, 96	Driver	Miami Beach, Fla. (Ransom Everglades HS)
Moore, Robert	1980, 81		La Mirada, Calif.
Mooney, George	2016	Utility	Whittier, Calif.
Moses, Merrill	1995, 96, 97, 98	Goalie	Rancho Palos Verdes, Calif. (Peninsula HS)
Mulhern, Nathaniel	1993, 94	Goalie	Newport Beach, Calif. (Newport Harbor HS)
Muller, Wyatt	2013	Goalie	Newport Beach, Calif. (Newport Harbor HS)
Muncy, Russ	1975, 76, 77, 78	Field	Los Alamitos, Calif. (Los Alamitos HS)
Myers, David	1975, 76	Field	Whittier, Calif. (Lowell HS)
Naone, Ka'ikena	2014	Utility	Honolulu, Hawaii (Kamehameha HS)
Neal, Jack	1979, 81, 82		Marina del Rey, Calif. (Aviation HS)
Nichols, John	1988	Driver	Newport Beach, Calif.
Nichols, Tom	1990	2M	Newport Beach, Calif. (Newport Harbor HS)
Nicolls, Dean	1982, 83, 84, 85		San Jose, Calif. (Oak Grove HS)
Niehaus, Karl	2001, 02	2M	Johannesburg, South Africa (St. John's College)
Nordt, Lars	2009	Centerback	Miami, Fla. (Gulliver Prep)
Noriega Olivella, Juan	1989	Driver	Rio Piedras, Puerto Rico (Colegio San Antonio)
Nutcher, Bob	1990, 91	Driver	Merced, Calif. (Merced JC)
O'Brien, Mike	1975	Goalie	La Habra, Calif.
O'Connell, Tommy	2009	Goalie	Trabuco Canyon, Calif. (El Toro HS)
O'Connor, Brian	1980, 81		Calabasas, Calif.
O'Donnell, Bruce	1976		Puyallup, Wash. (Puyallup HS)
Oeser, Curtis	1975, 76, 77, 79	Field	Arroyo Granada, Calif. (Arroyo Grande HS)
Okazaki, Galen	1995, 96	Driver	Belmont, Calif. (Junipero Serra HS)
Oliveria, Brian	1976, 77, 78, 79	Field	Honolulu, Hawaii (Kamehameha HS)
Olsen, Charles	2014, 15, 16	Attacker	Santa Monica, Calif. (Santa Monica HS)
Oshiro, Chris	1975, 76, 77, 78	Field	Redondo Beach, Calif. (Aviation HS)
Otsugi, Marcus	1988, 89, 92	Driver	Honolulu, Hawaii (Iolani HS)
Outcalt, Greg	1980, 81, 82, 83		Eagle River, Alaska (San Marcos HS)
Outcalt, Kevin	1978, 79, 80, 81, 82	Field	Eagle River, Alaska (San Marcos HS)
Padilla, Pat	1978, 79, 80	Field	Glendora, Calif.
Palermo, Dave	1978	Field	Buena Park, Calif.
Palstra, Mike	1977	Field	Santa Clara, Calif.
Parlee, Chase	2006, 07, 08	Attacker	Huntington Beach, Calif. (Marina HS)
Partovich, Robbie	1981		San Diego, Calif.
Patten, Thomas	2013, 14	Attacker	Newport Beach, Calif. (Orange Coast CC)
Paur, Sam	2014, 15, 16	Utility	Poway, Calif. (Poway HS)
Payne, Derek	1998	Driver	Riverside, Calif. (Poly HS)
Pearce, Robert	1983	Goalie	Cerritos, Calif.
Peetz, Mike	1998, 99, 00	2M	Newport Beach, Calif. (Golden West CC)
Pendergraft, Adam	1994, 95, 96, 97	Driver	San Jose, Calif. (Leland HS)
Perry, James	2009, 10, 11, 12	Attacker	Orinda, Calif. (Miramonte HS)
Peterson, Parker	2009, 11, 12	Attacker	Santa Barbara, Calif. (Santa Barbara HS)
Phelan, Darren	1982, 83, 84, 85		Fair Oaks, Calif. (Belle Vista HS)
Pickler, Roger	1975	Field	Cupertino, Calif.
Picone, Brandon	2010, 11	Attacker	Morgan Hill, Calif. (West Valley CC)
Pinciroli, Filipe	2001	Driver	Rua Tucuma, Brazil (USC)
Poljak, Sasha	1985, 86, 87, 89	2M	Zagreb, Yugoslavia (Second Gymnasium)
Pope, Jeremy	1997, 98	2M	Clovis, Calif. (Golden West CC)
Poulson, Michael	1992	2M	La Mesa, Calif. (Grossmont JC)
Puccio, Tom	1984		Westlake Village, Calif.
Purcell, Larry	1981, 82, 83		Woodside, Calif. (Bellarmine HS)
Purkovic, Milos	2008, 09, 10	Attacker	Belgrade, Serbia (10th Gymnasium)
Pusic, Viktor	1982, 84		Belgrade, Yugoslavia



ANDREW MILCOVICH



GRANT MILLER



MERRILL MOSES




GREG OUTCALT

ALL-TIME ROSTER

Quezada, Eduardo	1999	Goalie	Calabasas, Calif. (Calabasas HS)
Quick, Robert	2006	Centerback	San Diego, Calif. (Bishop's HS)
Rabello, Henry	1990, 91, 92	Driver	Rio de Janeiro, Brazil (Golden West JC)
Radka, Mike	1992, 93, 95	Driver	Simi Valley, Calif. (Royal HS)
Rangle, Mark	1979		Placentia, Calif.
Rawlins, Grant	2012, 14, 15	Attacker	Newport Beach, Calif. (Mater Dei HS)
Reagan, Robert	1991, 92, 93, 94	2M	Altadena, Calif. (Muir HS)
Reichert, Paul	1986, 87		Fullerton, Calif.
Rhodes, Zack	2014, 15, 16	Goalie	Palm Desert, Calif. (Palm Desert HS)
Richeson, Chris	1997, 98, 99, 00	Driver	Thousand Oaks, Calif. (Royal HS)
Ring, John	1978, 79	Field	San Jose, Calif.
Rivett, Chad	1992	Driver	Orangevale, Calif. (Casa Roble HS)
Rockwell, Chandler	2013, 14	Center	Newark, Calif. (Newark Memorial HS)
Rodriguez, Alex	1996, 97	Driver	La Verne, Calif. (Citrus CC)
Rodriguez, William	2001, 02	Driver	San Juan, Puerto Rico (West Valley CC)
Romine, Michael	1997, 98, 99, 00	Driver	Palos Verdes Estates, Calif. (Peninsula HS)
Rose, Alex	2015	Attacker	Coronado, Calif. (Coronado HS)
Rowland, Rick William	1977, 78, 79, 80	Field	Calabasas, Calif.
Rowland, Rodney	1982, 83		Calabasas, Calif. (Calabasas HS)
Rudolph, Nelson	2006, 07	Center	Moraga, Calif. (Campolindo HS)
Runge, Chris	2004, 05	Goalie	Yorba Linda, Calif. (Esperanza HS)
Russell, Jon	1982		Calabasas, Calif. (Calabasas HS)
Russell, Shae	2012	Attacker	Clovis, Calif. (Clovis North HS)
Ruzic, Vukan	1983, 84	Goalie	Belgrade, Yugoslavia
Saber, Graham	2007	Attacker	Rancho Santa Fe, Calif. (Santa Fe Christian HS)
Sanford, Gaston	2006, 08	Goalie	Newport Beach, Calif. (Corona del Mar HS)
Sator, Aki	2002	Driver	Palm Desert, Calif. (Palm Desert HS)
Schrimpf, Jake	2010	Attacker	San Diego, Calif. (Cathedral Catholic)
Schuler, Peter	1991, 92	Goalie	Santa Ana, Calif. (Cuesta JC)
Schrimpf, Jacob	2010, 13, 14	Attacker	San Diego, Calif. (Cathedral Catholic HS)
Schroeder, Lance	1978, 79, 80, 81	Field	Santa Barbara, Calif.
Schroeder, Terry	1976, 77, 78, 80		Santa Barbara, Calif. (San Marcos HS)
Schulz, Mike	2000	Driver	Santa Ana, Calif. (Foothill HS)
Sciaccia, Brian	1987		Huntington Beach, Calif.
Sciutto, Brian	1991, 92, 93, 94, 95	Driver	Clovis, Calif. (Clovis HS)
Scott, Gavin	2015	Center	Santa Ana, Calif. (Foothill HS)
Scott, Joe	1986		Long Beach, Calif.
Scott, Rick	1984, 85, 86		Corona del Mar, Calif.
Seaton, Kernit	1987		Placentia, Calif.
Seminoff, Scott	1992, 93, 94, 95	Driver	La Habra, Calif. (La Habra HS)
Shaler, Tim	1988, 89, 90, 91	Goalie	San Bernardino, Calif. (San Gorgonio HS)
Shandor, Bill	1980, 81, 82, 83		Miami, Fla. (Ransom Everglades HS)
Sherburne, Wesley	2012, 13, 14, 15	Attacker	Newport Beach, Calif. (Corona del Mar HS)
Shirikjian, Vatche	1993, 94, 95, 96	Goalie	Glendale, Calif. (Glendale HS)
Siebenaler, Alan	1991, 92	Driver	Manchester, Mo. (Daisey HS)
Siman, Scott	2008	Centerback	Ventura, Calif. (Ventura CC)
Simeroth, Dan	1975	Field	Fullerton, Calif.
Simic, Luka	2014	Attacker	Belgrade, Serbia (Belgrade HS)
Simon, Ian	2004	Driver	Woodside, Calif. (Sacred Heart Prep)
Singleton, Stu	1977, 78	Field	Tualatin, Ore.
Skelton, Damon	1990	2M	Dana Point, Calif. (Dana Hills HS)
Smith, Curtis	1983		Danville, Calif.
Smith, Greg	1988, 90, 91, 92	Driver	Concord, Calif. (Clayton Valley HS)
Smith, Jesse	2001, 02, 03, 04, 05	Guard	Coronado, Calif. (Coronado HS)
Snyder, Clayton	2006, 07, 08, 09	Center	Seal Beach, Calif. (Los Alamitos HS)
Sokil, Greg	1983, 84, 85, 86		Chula Vista, Calif. (Chula Vista HS)
Soltis, Michael	1999, 00, 01, 02	Goalie	Sinking Spring, Pa. (Wilson HS)
Sotomayor, David	1984		Mayaguez, Puerto Rico
Spataru, Philip	1999, 00, 01, 02	Driver	Los Angeles, Calif. (Harvard-Westlake HS)
Spratt, Brian	1984		Cottage Grove, Ore.
Spruth, Garrett	2015, 16	Attacker	Newport Beach, Calif. (Corona Del Mar HS)
Stachowski, Travis	2006, 07	Goalie	Rancho Santa Margarita, Calif. (Foothill HS)
Stanton, Brian	1990, 91	2M	Huntington Beach, Calif. (Edison HS)
Staton, Evan	2016	Utility	Orlando, Fla. (Dr. Phillips HS)
Stein, Brook	1987, 88	Goalie	Los Altos, Calif.
Steinheimer, Alex	1996, 97, 98	Driver	Lodi, Calif. (Chaminade)
Stelle, David	2002	Driver	Agoura, Calif. (Ventura CC)
Stenberg, Craig	1988, 89, 90, 91	Driver	Long Beach, Calif. (Millikan HS)
Sterkel, Jon	1977, 78, 79, 80	Field	Hacienda Heights, Calif.
Stevens, Clay	1976		Costa Mesa, Calif. (Estancia HS)
Stricklen, Tom	2003, 04, 05, 06	Centerback	Santa Cruz, Calif. (Soquel HS)
Strout, Nolan	2016	Goalie	Huntington Beach, Calif. (Mater Dei HS)
Studzinski, Art	1999	Driver	Sunnyvale, Calif. (Homestead HS)




JEREMY POPE



ALEX RODRIGUEZ



WILLIAM RODRIGUEZ



CLAYTON SNYDER


ALL-TIME ROSTER

Sulger, Mark	1978, 79	Field	Los Altos, Calif.
Sutter, Rob	1985, 86, 87, 88, 89	Driver	Lodi, Calif. (Lodi HS)
Tait, Ben	2003, 04, 05	Goalie	Wellington, New Zealand (West Valley JC)
Taylor, Ryan	2016	Goalie	Newport Beach, Calif. (Newport Harbor HS)
Talleur, Austin	2012, 13	Attacker	Claremont, Calif. (The Webb Schools)
Theisner, Matt	2008	Centerback	San Jose, Calif. (West Valley CC)
Thomas, Sean	2015, 16	2M-D	Covina, Calif. (Loyola HS)
Threatt, Tres	1998	Driver	San Jose, Calif. (Leland HS)
Tice, Josh	2011, 12, 13	Center	Ventura, Calif. (Ventura HS)
Tilden, Chris	1996, 97, 98, 99, 00	2M	Riverside, Calif. (Poly HS)
Tompkins, Val	1991, 92, 93, 94, 95	Driver	Antioch, Calif. (De La Salle HS)
Touloumian, David	1995	Driver	Pasadena, Calif. (Golden West JC)
Tourelot, Joe	1992	Driver	Palm Springs, Calif. (Palm Springs HS)
Towers, Paul	1996	Driver	San Diego, Calif. (Rancho Bernardo HS)
Toth, Mate	2016	Centerback	Balatonalmadi, Hungary
Tragitt, Mike	2009, 10, 11, 12, 13	Attacker	Clovis, Calif. (Clovis HS)
Trotter, Zack	2014, 15, 16	Attacker	Palos Verdes Estates, Calif.
Turk, Aaron	2010	Utility	Eugene, Ore. (Santa Rosa JC)
Urban, Mark	2015, 16	Attacker	Budapest, Hungary (Diablo Valley College)
Valics, Bence	2010, 11, 12, 13	Goalie	Eger, Hungary (Erzsebet Secondary)
Villa, Uriel	2007	Attacker	Commerce, Calif. (Montebello HS)
Vollen, John	1977, 78, 80, 81	Goalie	Newport Beach, Calif.
Wahba, Ahmed	2014	Attacker	Cairo, Egypt
Walker, Angus	2012	Attacker	Leucadia, Calif. (Santa Fe Christian HS)
Walker, Chris	1995, 96, 97	2M	Danville, Calif. (San Ramon HS)
Walker, David	1988, 89	Driver	Miami, Fla. (Northfield Mt. Herman HS)
Walkup, Mark	1981, 82, 83		Los Altos Hills, Calif. (Los Altos HS)
Wasko, Frank	1979, 82		Newark, Calif. (Fremont HS)
Wasko, John	1977, 78, 79	Goalie	Huntington Beach, Calif.
Watson, Jordan	2006	Utility	Rancho Palos Verdes, Calif. (Palos Verdes HS)
Watson, Taylor	2005, 07, 08, 09	Attacker	Alamo, Calif. (Monte Vista HS)
Welde, Matt	2003, 04, 05, 06	Attacker	Devon, Pa. (Episcopal Academy)
White, Danny	2009, 10, 11, 12, 13	Centerback	Oxnard, Calif. (Rio Mesa HS)
Whitehead, Brian	1984, 85		Fresno, Calif.
Whitlock, Brian	2003, 04, 05, 06	Center	Los Altos, Calif. (Los Altos HS)
Whitmore, Matt	1981		Costa Mesa, Calif.
Wilkes, Joseph	1998	Goalie	Huntington Beach, Calif. (Edison HS)
Willey, Jonathan	1996, 97	Driver	Fresno, Calif. (Hoover HS)
Williams, Michael	1976		Beverly Hills, Calif. (Beverly Hills HS)
Willis, Jeff	2004, 05, 06	Center	Goleta, Calif. (San Marcos HS)
Wilson, Jeff	1981		Newport Beach, Calif.
Wise, Matt	2004, 05	Driver	Beaverton, Ore. (Southridge HS)
Wolff, Jamie	2006	Attacker	New Canaan, Conn. (New Canaan HS)
Wood, Erik	1987, 88, 89, 90	Driver	Moraga, Calif. (Campolindo HS)
Wright, Charles	2006, 07, 08	Utility	Long Beach, Calif. (Wilson HS)
Wylie, Ray	1979, 80		Cupertino, Calif.
Wynn, Matt	1992, 93, 94, 95, 96	Driver	Aptos, Calif. (Harbor HS)
Wynn, Ryan	1996, 97, 98, 99	Driver	Aptos, Calif. (Harbor HS)
Yokota, Koby	2012	Goalie	Newport Beach, Calif. (Newport Harbor HS)
Young, Jacob	2008, 09	Center	Saratoga, Calif. (West Valley CC)
Young, James	1988	Driver	Puyallup, Wash.


(The all-time roster includes all players that appeared on a roster, regardless of whether they redshirted or saw no action.)




BENCE VALICS



MARK WALKUP



DANNY WHITE




ERIK WOOD

OLYMPIANS & NATIONAL TEAMS

The Pepperdine water polo program has produced several Olympians and many more players that have been part of their respective National Team systems.

Terry Schroeder has had one of the greatest careers of any international water polo participant, appearing as a player in three Olympics (1984, 1988, 1992) and winning silver medals twice (1984 and 1988). He then went on to serve as the head coach for the United States in both 2008 and 2012, and led the Americans to another silver medal in 2008.

Former Pepperdine standouts Merrill Moses and Jesse Smith were on that silver-medal-winning team in 2008. Both were also part of the 2012 team. Smith made his third trip to the Olympics after also making the team in 2004. Smith and Moses each competed in the 2016 Games in Rio as well, giving Smith his fourth appearance (2004, 2008, 2012, 2016) and Moses his third (2008, 2012, 2016). Geoffrey Clark was a two-time Olympian for his native Australia (1988, 1992) and Roberto Borelli appeared in the 1984 Olympics for Brazil.



YEARLY GAME RESULTS

1975

Record: 17-10

(H: 5-3, A: 7-4, N: 5-3)

Head Coach: Rick Rowland

9/20	Cal State Northridge	H L	5-6
9/26	Cal State Los Angeles	A W	13-16
9/27	(1) Loyola Marymount	A W	9-5
9/27	(1) Cal Poly Pomona	N W	12-1
9/27	(2) UC San Diego	N W	8-4
10/1	Santa Clara	A W	16-3
10/2	Stanford	A L	1-12
10/3	(2) San Jose State	N L	6-8
10/3	(2) Orange Coast College	N L	6-8
10/3	(2) California	N L	4-11
10/7	Cal State Northridge	A L	12-13
10/11	UC Irvine	A L	6-15
10/16	San Jose State	H L	10-11
10/18	UC Santa Barbara	H L	11-12
10/22	UC San Diego	H W	18-6
10/24	(3) Air Force "B"	A W	12-4
10/24	(3) Colorado	N W	20-3
10/25	(3) Arizona	N W	9-7
10/25	(3) Air Force	A W	7-6
10/31	UCLA	A L	9-15
11/6	Brigham Young	A W	10-6
11/7	Loyola Marymount	H W	11-7
11/8	San Diego State	A W	6-4
11/8	UC San Diego	N W	14-11
11/14	(4) Loyola Marymount	H W	14-4
11/15	(4) International Polo Club	H W	14-3
11/15	(4) San Diego State	H W	10-9

(1) Loyola Marymount Invitational (Los Angeles, Calif.)
 (2) NorCal Tournament (Palo Alto, Calif.)
 (3) Air Force Tournament (Colorado Springs, Colo.)
 (4) Wave Water Polo Tournament (Malibu, Calif.)

1976

Record: 20-8

(H: 7-4, A: 5-2, N: 8-2)

PCAA Championships: 3rd

Head Coach: Rick Rowland

9/21	Long Beach State	A L	7-12
9/23	San Diego State	H W	15-6
9/24	Cal State Los Angeles	H W	17-5
9/25	Cal State Northridge	H W	13-4
9/30	San Jose State	A W	21-6
10/1	(1) California	N L	4-5
10/1	(1) Air Force	N W	8-5
10/2	(1) Pacific	N W	9-8
10/2	(1) UC Davis	N W	8-5
10/7	Occidental	H W	13-7
10/9	Claremont-MS	H W	24-11
10/12	UC Santa Barbara	H L	11-14
10/15	(2) Air Force "B"	A W	16-1
10/15	(2) Arizona State	N W	21-4
10/16	(2) New Mexico State	N W	11-3
10/16	(2) Air Force	A W	8-5
10/22	Cal Poly Pomona	H W	15-12
10/26	UCLA	H L	8-14
10/29	UC San Diego	H W	15-7
11/5	UC Santa Barbara	A L	6-7
11/6	UC Irvine	H L	7-9
	USC	A W	14-8
11/13	Stanford	H L	10-19
	Cal State Northridge	A W	15-12
11/19	(3) San Jose State	N W	16-8
11/19	(3) Long Beach State	N L	7-8
11/20	(3) San Diego State	N W	12-6
11/20	(3) Pacific	N W	10-5

(1) NorCal Tournament (Palo Alto, Calif.)
 (2) Air Force Tournament (Colorado Springs, Colo.)
 (3) PCAA Championships (Cupertino, Calif.)

1977

Record: 28-9-1

(H: 10-1, A: 9-3, N: 9-5-1)

PCAA Championships: 1st

Head Coach: Rick Rowland

9/10	(1) Cal Poly Pomona	H W	13-11
9/10	(1) San Diego State	H W	14-4
9/10	(1) UCLA	H W	12-10
9/16	(2) UCLA	N L	8-12
9/16	(2) Cal State Hayward	N W	6-5
9/17	(2) Long Beach State	N L	7-8
9/17	(2) USC	N L	5-9
9/18	(2) Arizona	N W	9-7
9/23	Cal State Northridge	H W	18-8
9/24	UC Irvine	H L	8-15
9/28	Pacific	A W	10-4
9/29	Stanford	A L	11-12
9/30	(3) California	A L	6-8
10/1	(3) Pacific	N T	5-5
10/8	UC Santa Barbara	A W	10-8
10/11	Occidental	H W	14-9
10/14	(4) Colorado State	N W	19-4
10/14	(4) Southern Methodist	N W	12-2
10/15	(4) Air Force	A W	12-5
10/15	(4) Arizona	N W	14-8
10/18	UCLA	A W	11-8
10/21	Cal State Los Angeles	A W	13-12
10/21	Cal Poly Pomona	A W	20-16ot
10/25	Cal State Northridge	A W	12-6
10/28	Air Force	H W	12-9
10/29	Long Beach State	H W	11-8
11/4	UC Santa Barbara	H W	14-13
11/5	San Jose State	H W	14-4
11/8	USC	H W	13-7
11/11	UC Irvine	A L	9-14
11/12	San Diego State	A W	15-5
11/12	UC San Diego	A W	22-13
11/18	(5) Fresno State	N W	25-6
11/18	(5) Long Beach State	N W	10-7
11/19	(5) UC Irvine	N W	12-11
11/26	(6) Loyola-Chicago	N W	14-9
11/26	(6) California	N L	10-11
11/27	(6) Stanford	N L	6-10

(1) Pepperdine Tournament (Malibu, Calif.)
 (2) UC Irvine Tournament (Newport Beach, Calif.)
 (3) NorCal Tournament (Berkeley, Calif.)
 (4) Air Force Tournament (Colorado Springs, Colo.)
 (5) PCAA Championships (Newport Beach, Calif.)
 (6) NCAA Championships (Providence, R.I.) — 4th place

1978

Record: 27-13

(H: 10-4, A: 4-3, N: 13-6)

PCAA: 4-2 (2nd)

(H: 2-1, A: 2-1)

Head Coach: Rick Rowland

9/9	(1) Cal Poly Pomona	H L	3-5
9/9	(1) Brown	H W	20-6
9/9	(1) UCLA	H W	9-8
9/15	(2) USC	N L	6-7
9/15	(2) UC Davis	N W	7-2
9/16	(2) Arizona	N W	8-5
9/16	(2) UCLA	N W	5-4
9/17	(2) Long Beach State	N W	7-6
9/22	Cal State Los Angeles	H W	13-2
9/23	Cal State Northridge	H W	13-8
9/28	* San Jose State	A W	18-7
9/29	(3) Fresno State	N W	12-2
9/29	(3) Cal State Hayward	N W	8-7
9/30	(3) Stanford	A L	10-14
9/30	(3) California	N L	10-14
10/5	* Fresno State	H W	15-8
10/6	* UC Santa Barbara	A W	9-7
10/7	* UC Irvine	H L	9-11
10/14	(4) Utah	N W	19-6
10/14	(4) Colorado	N W	16-5
10/14	(4) Colorado State	N W	17-2
10/15	(4) UNLV	N W	20-3
10/15	(4) Air Force	A W	10-6
10/18	Cal State Northridge	A W	12-10
10/25	* Long Beach State	A L	8-10
10/27	Stanford	H L	5-9
10/28	* Pacific	H W	16-9
10/28	Air Force	H W	17-9
11/2	UCLA	H W	11-8ot
11/3	Occidental	H W	15-8
11/4	Cal Poly Pomona	H W	14-4
11/10	UC Santa Barbara	H L	6-10
11/12	USC	A L	14-15ot
11/17	(5) UC Irvine	N L	7-9
11/17	(5) San Jose State	N W	13-12
11/18	(5) UC Santa Barbara	N W	10-7
11/18	(5) Long Beach State	N L	7-9

11/25	(6) Bucknell	N W	10-9
11/25	(6) Stanford	N L	8-14
11/26	(6) UC Irvine	N L	8-12

* Pacific Coast Athletic Association game
 (1) Pepperdine Tournament (Malibu, Calif.)
 (2) UC Irvine Tournament (Newport Beach, Calif.)
 (3) NorCal Tournament (Palo Alto, Calif.)
 (4) Air Force Tournament (Colorado Springs, Colo.)
 (5) PCAA Championships (Long Beach, Calif.)
 (6) NCAA Championships (Long Beach, Calif.) — 4th place

1979

Record: 18-12

(H: 7-3, A: 3-4, N: 8-5)

PCAA: 5-2 (3rd)

(H: 3-2, A: 2-0)

Head Coach: Rick Rowland

9/15	(1) Air Force	H W	10-4
9/15	(1) Occidental	H W	18-5
9/15	(1) UCLA	H L	5-10
9/21	(2) UC Davis	N W	7-1
9/21	(2) Stanford	N L	5-8
9/21	(2) USC	N L	6-11
9/22	(2) Arizona	N L	2-7
9/26	* Pacific	A W	18-9
9/27	Stanford	A L	5-17
9/28	(3) San Francisco State	N W	6-2
9/29	(3) Arizona	N W	6-4
10/5	* UC Santa Barbara	H L	10-12ot
10/6	USC	A L	6-10
10/13	(4) Utah	N W	18-8
10/13	(4) Air Force	A W	14-11
10/14	(4) Arizona	N L	9-12
10/17	Occidental	H W	17-9
10/20	UC Santa Barbara	A L	6-12
10/25	UCLA	A L	5-10
10/26	* Cal State Fullerton	H W	12-8
10/27	Cal State Los Angeles	H W	19-13
11/2	* Fresno State	H W	13-10
11/3	* UC Irvine	A W	5-0
11/9	* San Jose State	H W	13-6
11/10	* Long Beach State	H L	11-12ot
11/16	(5) San Jose State	N W	8-4
11/16	(5) Fresno State	N W	13-10
11/16	(5) UC Santa Barbara	N L	4-17
11/17	(5) UC Irvine	N W	5-0
11/17	(5) Long Beach State	N W	10-9

* Pacific Coast Athletic Association game
 (1) Pepperdine Tournament (Malibu, Calif.)
 (2) UC Irvine Tournament (Newport Beach, Calif.)
 (3) NorCal Tournament (Berkeley, Calif.)
 (4) Air Force Tournament (Colorado Springs, Colo.)
 (5) PCAA Championships (Long Beach, Calif.)

1980

Record: 30-11-2

(H: 15-2, A: 4-0, N: 11-9-2)

PCAA: 7-0 (2nd)

(H: 4-0, A: 3-0)

Head Coach: Rick Rowland

9/13	(1) Air Force	H W	15-6
9/13	(1) Occidental	H W	forfeit
9/13	(1) UCLA	H W	12-8
9/18	Stanford	H L	5-7
9/19	(2) USC	N L	4-5
9/19	(2) UC Davis	N W	9-4
9/20	(2) Cal State Fullerton	N W	11-4
9/20	(2) Stanford	N L	5-6
9/20	(2) UC Irvine	N L	8-9
9/21	(2) California	N L	5-9
9/21	(2) UCLA	N W	9-5
9/26	UC Santa Barbara	H W	11-7
9/27	(3) Loyola Marymount	H W	19-2
9/27	(3) Occidental	H W	10-6
9/27	(3) Cal State Los Angeles	H W	12-8
10/2	* San Jose State	A W	22-7
10/4	(4) Indiana	N W	20-7
10/4	(4) Loyola-Chicago	N W	15-7
10/5	(4) Utah	N W	25-2
10/5	(4) Air Force	A W	15-9
10/10	Cal State Los Angeles	H W	16-7
10/11	Occidental	H W	18-7
10/17	(5) Stanford	N L	6-7
10/17	(5) California	N L	8-9
10/18	(5) USC	N T	6-6
10/18	(5) UCLA	N T	7-7
10/24	* Cal State Fullerton	H W	19-6t
10/25	USC	H L	9-10ot
10/31	* Pacific	H W	16-10
11/1	* UC Santa Barbara	A W	12-3
11/7	* Fresno State	H W	11-8
11/8	* UC Irvine	H W	10-9ot
11/11	UCLA	H W	10-6
11/14	UC San Diego	H W	17-5

11/15	* Long Beach State	A W	13-8
11/21	(6) San Jose State	N W	26-0
11/21	(6) Cal State Fullerton	N W	12-6
11/21	(6) Long Beach State	N W	12-9
11/22	(6) UC Santa Barbara	N W	11-6
11/22	(6) UC Irvine	N L	9-13
11/29	(7) USC	N W	9-8
11/29	(7) Stanford	N L	6-17
11/30	(7) UC Irvine	N L	8-10

* Pacific Coast Athletic Association game
 (1) Pepperdine Tournament (Malibu, Calif.)
 (2) UC Irvine Tournament (Newport Beach, Calif.)
 (3) Sectional Tournament (Malibu, Calif.)
 (4) Air Force Tournament (Colorado Springs, Colo.)
 (5) Pac-10/PCAA Tournament (Long Beach, Calif.)
 (6) PCAA Championships (Long Beach, Calif.)
 (7) NCAA Championships (Long Beach, Calif.) — 4th place

1981

Record: 16-16-2

(H: 9-4, A: 0-4, N: 7-8-2)

PCAA: 3-3 (4th)

(H: 3-2, A: 0-1)

Head Coach: Rick Rowland

9/11	(1) Air Force	H W	15-3
9/11	(1) Brown	H W	13-4
9/12	(1) Fresno State	H W	9-7
9/12	(1) UCLA	H L	3-12
9/18	(2) Stanford	N L	1-11
9/18	(2) UC San Diego	N T	6-6
9/19	(2) Cal State Hayward	N T	7-7
9/19	(2) San Francisco State	N W	11-5
9/20	(2) Fresno State	N W	4-2
9/25	* Cal State Fullerton	H W	9-8
9/26	Loyola Marymount	H W	22-2
10/2	(3) Loyola-Chicago	N W	11-10
10/2	(3) Air Force	A L	10-11
10/2	(3) Indiana	N W	14-10
10/3	(3) Fresno State	N L	5-6
10/3	(3) Utah	N W	13-2
10/9	USC	H L	6-10
10/10	UC Santa Barbara	A L	7-9
10/16	* Pacific	H W	7-5
10/17	* UC Irvine	A L	5-13
10/24	* UC Santa Barbara	H L	6-12
10/30	(4) UCLA	N L	8-14
10/30	(4) USC	N L	9-11
10/31	(4) Stanford	N L	8-12
10/31	(4) California	N L	8-15
11/7	UCLA	A L	4-10
11/12	* Fresno State	H W	7-3
11/13	UC Riverside	H W	15-9
11/14	* Long Beach State	H L	6-10
11/14	Cal State Los Angeles	H W	14-8
11/20	(5) Pacific	N L	5-8
11/20	(5) Long Beach State	N L	7-12
11/21	(5) Cal State Fullerton	N W	16-6
11/21	(5) Fresno State	N W	9-8

* Pacific Coast Athletic Association game
 (1) Pepperdine Tournament (Malibu, Calif.)
 (2) UC Irvine Tournament (Newport Beach, Calif.)
 (3) Air Force Tournament (Colorado Springs, Colo.)
 (4) Pac-10/PCAA Tournament (Long Beach, Calif.)
 (5) PCAA Championships (Long Beach, Calif.)

YEARLY GAME RESULTS

1982

Record: 14-17

(H: 7-6, A: 2-5, N: 5-6)

PCAA: 2-4 (5th)

(H: 1-1, A: 1-3)

Head Coach: Rick Rowland

9/10	(1) UC San Diego	H W	10-5
9/10	(1) Loyola-Chicago	H L	14-15
9/11	(1) UCLA	H L	11-13
9/24	Occidental	H W	17-7
9/25	* Cal State Fullerton	H W	18-11
10/1	UCLA	H L	5-9
10/2	(2) Cal State Los Angeles	H W	10-5
10/2	(2) Loyola Marymount	H W	15-5
10/8	(3) Indiana	N W	27-12
10/9	(3) Utah	N W	21-7
10/9	(3) Air Force	A L	12-13
10/10	(3) UC Santa Barbara	N W	16-11
10/15	UC Santa Barbara	H L	8-9
10/16	* UC Irvine	H L	8-14
10/21	Stanford	A L	9-10
10/21	Santa Clara	A W	17-8
10/22	* Pacific	A L	7-13
10/23	* Fresno State	A W	9-5
10/29	(4) UCLA	N L	3-14
10/29	(4) USC	N L	10-11
10/30	(4) California	N L	6-12
10/30	(4) Stanford	N L	9-17
11/5	Cal State Los Angeles	H W	15-7
11/6	* UC Santa Barbara	A L	11-14
11/12	UC Riverside	H W	16-2
11/13	* Long Beach State	A L	11-13
11/14	USC	H L	12-14
11/19	(5) UC Irvine	N L	8-11
11/19	(5) Long Beach State	N L	7-8
11/20	(5) Cal State Fullerton	N W	17-10
11/20	(5) Fresno State	N W	11-7

* Pacific Coast Athletic Association game
 (1) Pepperdine Tournament (Malibu, Calif.)
 (2) Sectional Tournament (Malibu, Calif.)
 (3) Air Force Tournament (Colorado Springs, Colo.)
 (4) Pac-10/PCAA Tournament (Long Beach, Calif.)
 (5) PCAA Championships (Long Beach, Calif.)

1983

Record: 26-8

(H: 13-2, A: 5-2, N: 8-4)

PCAA: 4-2 (5th)

(H: 3-1, A: 1-1)

Head Coach: Rick Rowland

9/8	Loyola Marymount	H W	20-0
9/9	(1)*Fresno State	H L	9-10ot
9/9	(1) Loyola-Chicago	H W	12-9
9/10	(1) UC San Diego	H W	12-4
9/10	(1) UCLA	H L	5-6
9/15	Stanford	H W	7-5
9/16	(2) Pacific	N L	3-6
9/17	(2) UC San Diego	N W	5-2
9/17	(2) UCLA	N L	6-7
9/18	(2) Claremont-MS	N W	8-4
9/18	(2) Air Force	N W	7-5
9/23	UCLA	A W	10-5
9/24	* Cal State Fullerton	A W	12-6
9/30	USC	A L	8-10
10/1	(3) Cal State Los Angeles	H W	20-5
10/1	(3) Claremont-MS	H W	10-1
10/2	(3) Pomona-Pitzer	H W	5-0
10/7	(4) Utah	N W	18-6
10/7	(4) Indiana	N W	15-8
10/8	(4) Air Force	A W	11-8
10/8	(4) Indiana	N W	16-5
10/9	(4) Air Force	A W	12-7
10/13	* Pacific	H W	10-9
10/14	California	H W	5-3
10/21	UC San Diego	A W	7-2
10/22	* UC Irvine	A L	4-5
11/4	Cal State Los Angeles	H W	22-3
11/5	* UC Santa Barbara	H W	8-7
11/11	Air Force	H W	12-7
11/12	* Long Beach State	H W	8-5
11/18	(5) Fresno State	N L	9-11
11/18	(5) Cal State Fullerton	N W	15-11
11/18	(5) UC Irvine	N L	5-16
11/19	(5) Pacific	N W	7-6

* Pacific Coast Athletic Association game
 (1) Pepperdine Tournament (Malibu, Calif.)
 (2) UC Irvine Tournament (Newport Beach, Calif.)
 (3) Sectional Tournament (Malibu, Calif.)
 (4) Air Force Tournament (Colorado Springs, Colo.)
 (5) PCAA Championships (Long Beach, Calif.)

1984

Record: 33-7-3

(H: 18-1, A: 7-1-1, N: 8-5-2)

PCAA: 12-0 (1st)

(H: 6-0, A: 6-0)

Head Coach: Rick Rowland

9/7	(1) Air Force	H W	17-5
9/8	(1) Loyola-Chicago	H W	9-6
9/8	(1) UCLA	H W	11-6
9/14	(2) USC	N W	9-8
9/15	(2) UC San Diego	N W	8-5
9/15	(2) Cal State Fullerton	N W	17-7
9/15	(2) Fresno State	N W	11-8
9/15	(2) California	N T	10-10
9/16	(2) UC Irvine	A T	7-7
9/21	* UC Irvine	H W	11-10ot
9/22	* Long Beach State	H W	14-10
9/26	Iona	H W	17-3
9/27	Stanford	A L	6-13
9/28	(3) UC Davis	N W	13-7
9/28	(3) California	A W	8-6
9/29	(3) Pacific	N W	11-8
9/29	(3) Loyola-Chicago	N W	11-6
10/5	Brown	H W	17-14ot
10/5	Santa Clara	H W	16-9
10/6	* Pacific	H W	14-4
10/6	(4) Cal State Los Angeles	H W	9-3
10/6	(4) Loyola Marymount	H W	9-5
10/13	(5) California	N L	5-10
10/13	(5) Stanford	N L	7-9
10/14	(5) UCLA	N L	8-9
10/14	(5) USC	N T	11-11
10/18	* Fresno State	H W	13-12ot
10/20	* UC Santa Barbara	A W	13-8
10/26	* UC Irvine	A W	13-6
10/28	USC	H L	9-10ot
10/30	* Cal State Fullerton	A W	15-6
11/1	Cal State Los Angeles	H W	11-6
11/2	UC San Diego	H W	14-9
11/5	* Long Beach State	A W	11-9
11/7	UCLA	H W	14-10
11/10	* Pacific	A W	10-7
11/11	* Fresno State	A W	11-8
11/14	UC Riverside	H W	18-5
11/15	* UC Santa Barbara	H W	11-6
11/16	* Cal State Fullerton	H W	10-6
11/24	(6) UCLA	N W	12-11
11/24	(6) Stanford	N L	6-11
11/24	(6) USC	N L	10-13

* Pacific Coast Athletic Association game
 (1) Pepperdine Tournament (Malibu, Calif.)
 (2) UC Irvine Tournament (Newport Beach, Calif.)
 (3) Northern California Open (Berkeley/Palo Alto, Calif.)
 (4) Sectional Tournament (Malibu, Calif.)
 (5) Pac-10/PCAA Tournament (Long Beach, Calif.)
 (6) NCAA Championships (Long Beach, Calif.) — 4th place

1985

Record: 18-17

(H: 7-6, A: 3-6, N: 8-5)

PCAA: 4-8 (5th)

(H: 2-4, A: 2-4)

Head Coach: Rick Rowland

9/13	(1) Navy	H W	9-4
9/13	(1) Loyola Marymount	H W	20-4
9/13	(1) Claremont-MS	H W	8-4
9/14	(1) UC San Diego	H L	10-11ot
9/14	(1) UC Santa Barbara	H L	8-9
9/20	(2) Pacific	N L	5-10
9/20	(2) USC "JV"	N W	16-7
9/21	(2) Stanford	N L	5-12
9/21	(2) Fresno State	N W	12-4
9/21	(2) Loyola-Chicago	N W	11-6
9/22	(2) UC San Diego	N W	9-5
9/27	* UC Santa Barbara	A L	9-14
9/28	* Long Beach State	H L	5-9
10/4	* Fresno State	H L	4-5
10/5	* UC Irvine	H L	6-7
10/8	* Cal State Fullerton	A W	12-7
10/11	USC	A L	10-11
10/12	* Pacific	H W	9-5
10/12	Dayton	H W	14-1
10/12	Cal State Los Angeles	H W	7-5
10/19	(3) Indiana	N W	17-7
10/19	(3) Utah	N W	23-3
10/19	(3) Arizona	N W	18-1
10/20	(3) Air Force	A W	13-7
10/25	* Pacific	A W	11-6
10/26	* Fresno State	A L	14-15ot
11/2	(4) UCLA	N L	6-10
11/2	(4) Stanford	N L	9-15
11/3	(4) California	N L	6-14
11/3	(4) USC	N W	11-8

11/8	UCLA	A L	5-11
11/15	* Cal State Fullerton	H W	15-5
11/16	* UC Irvine	A L	5-10
11/21	* UC Santa Barbara	H L	7-16
11/23	* Long Beach State	A L	6-11

* Pacific Coast Athletic Association game
 (1) Pepperdine Tournament (Malibu, Calif.)
 (2) UC Irvine Tournament (Newport Beach, Calif.)
 (3) Air Force Tournament (Colorado Springs, Colo.)
 (4) 49er Invitational (Long Beach, Calif.)

1986

Record: 23-11

(H: 11-2, A: 5-4, N: 7-5)

PCAA: 11-1 (1st)

(H: 6-0, A: 5-1)

Head Coach: Terry Schroeder

9/12	(1) Claremont-MS	H W	13-7
9/12	(1) Navy	H W	12-9
9/13	(1) Richmond	H W	20-7
9/13	(1) UC San Diego	H W	14-7
9/13	(1) UCLA	H L	6-9
9/19	(2) California	N L	9-11
9/20	(2) UC San Diego	N W	16-4
9/20	(2) UCLA	N L	6-12
9/20	(2) Long Beach State	N W	9-7
9/21	(2) UC Irvine	A L	9-11
9/21	(2) Fresno State	N W	7-5
9/26	(3) Brown	A L	9-10
9/27	(3) Navy	N W	12-3
9/27	(3) Harvard	N W	21-3
9/27	(3) Bucknell	N W	16-8
9/27	(3) Stanford	N L	10-12
10/4	* Cal State Fullerton	H W	14-6
10/5	* UC Irvine	H W	12-11
10/10	* UC Santa Barbara	A W	13-11
10/11	* Pacific	H W	10-6
10/17	* Fresno State	H W	13-10
10/18	* Long Beach State	H W	12-9
10/24	* Pacific	A W	15-6
10/25	* Fresno State	A W	12-9
10/31	Stanford	H L	8-11
11/1	* Cal State Fullerton	A W	9-5
11/7	* UC Santa Barbara	H W	13-8
11/9	USC	H W	12-9
11/15	* UC Irvine	A L	9-11
11/16	UCLA	A L	11-13
11/22	* Long Beach State	A W	10-7
11/28	(4) USC	N W	10-9
11/29	(4) Stanford	N L	8-15
11/30	(4) UCLA	N L	11-12

* Pacific Coast Athletic Association game
 (1) Wasco Tournament (Malibu, Calif.)
 (2) UC Irvine Tournament (Newport Beach, Calif.)
 (3) Eastern Invitational Tournament (Providence, R.I.)
 (4) NCAA Championships (Long Beach, Calif.) — 4th place

1987

Record: 20-16

(H: 12-1, A: 3-6, N: 5-9)

PCAA: 8-2 (2nd)

(H: 5-0, A: 3-2)

Head Coach: Terry Schroeder

9/12	(1) Air Force	H W	15-8
9/12	(1) Claremont-MS	H W	18-12
9/12	(1) UC San Diego	H W	9-7
9/13	(1) Navy	H W	10-8
9/13	(1) UCLA	H W	9-8
9/18	(2) Pomona-Pitzer	N W	18-6
9/18	(2) Stanford	N L	9-11
9/19	(2) Loyola-Chicago	N W	10-8
9/19	(2) Long Beach State	N L	5-6ot
9/19	(2) UCLA	N L	4-12
9/20	(2) USC	N L	4-10
9/20	(2) UC Santa Barbara	N L	8-11
9/26	* Long Beach State	H W	10-2
9/27	* UC Santa Barbara	A L	5-12
10/3	* Pacific	A W	12-9
10/4	Stanford	A L	7-11
10/9	* Fresno State	H W	15-13ot
10/10	* Pacific	H W	13-11
10/11	* UC Irvine	A L	10-11ot
10/17	UCLA	H L	5-8
10/17	UC San Diego	A L	10-11ot
10/24	Cal State Los Angeles	H W	9-8
10/24	Iona	H W	15-9
10/25	* UC Irvine	H W	7-6
10/31	(3) UCLA	N L	8-9
10/31	(3) USC	N W	16-13
11/1	(3) Stanford	N L	9-11
11/1	(3) California	N L	10-13
11/7	California	A L	7-10
11/8	* Fresno State	A W	9-6

11/13	* UC Santa Barbara	H W	13-10
11/14	USC	A L	8-13
11/21	* Long Beach State	A W	7-6
11/27	(4) UCLA	N L	7-11
11/28	(4) Navy	N W	16-8
11/29	(4) Stanford	N W	13-12ot

* Pacific Coast Athletic Association game
 (1) Wasco Tournament (Malibu, Calif.)
 (2) UC Irvine Tournament (Irvine, Calif.)
 (3) 49er Invitational (Long Beach, Calif.)
 (4) NCAA Championships (Long Beach, Calif.) — 5th place

1988

Record: 8-17

(H: 6-9, A: 2-4, N: 0-4)

Big West: 3-7 (5th)

(H: 1-4, A: 2-3)

Head Coach: Terry Schroeder

9/10	(1) Loyola Marymount	H W	16-3
9/10	(1) Navy	H L	9-11
9/11	(1) Cal State Los Angeles	H W	9-8
9/11	(1) UCLA	H L	6-15
9/15	Stanford	H L	5-9
9/23	Loyola Marymount	H W	15-4
9/24	Cal State Los Angeles	H W	16-8
10/7	UC San Diego	H L	10-11
10/8	* Long Beach State	H L	6-11
10/14	* UC Santa Barbara	H L	7-11
10/15	* Pacific	A W	11-7
10/16	* Fresno State	A W	13-10
10/20	UCLA	A L	6-17
10/23	* UC Irvine	A L	6-11
10/27	Iona	H W	14-10
10/29	(2) UCLA	N L	7-13
10/29	(2) USC	N L	13-16
10/30	(2) Stanford	N L	3-12
10/30	(2) California	N L	7-14
11/4	* UC Santa Barbara	A L	8-14
11/5	* Pacific	H L	7-10
11/6	* Fresno State	H W	9-7
11/12	USC	H L	10-15
11/13	* UC Irvine	H L	7-16
11/19	* Long Beach State	A L	8-13

* Big West Conference game
 (1) Wasco Tournament (Malibu, Calif.)
 (2) 49er Invitational (Long Beach, Calif.)

1989

Record: 24-8

(H: 11-1, A: 6-2, N: 7-5)

YEARLY GAME RESULTS

1990

Record: 23-9

(H: 6-2, A: 9-2, N: 8-5)

Big West: 9-1 (T-1st)

(H: 5-0, A: 4-1)

Head Coach: Terry Schroeder

9/8	(1) UC Santa Barbara	H L	10-11ot
9/8	(1) UCLA	H L	3-13
9/14	(2) UCLA	N L	4-10
9/15	(2) Long Beach State	N W	8-6
9/15	(2) Stanford	N L	7-11
9/15	(2) UC San Diego	N W	8-6
9/16	(2) UC Irvine	A W	10-9
9/21	UC San Diego	H W	15-11
9/28	(3) USC	N L	11-12
9/28	(3) UC Davis	N W	12-3
9/29	(3) Stanford	A L	10-15
9/29	(3) Brown	N W	12-6
10/5	* UC Santa Barbara	A L	5-8
10/6	* Long Beach State	H W	11-5
10/12	* Fresno State	A W	12-10
10/13	* Pacific	A W	11-6
10/14	California	A W	12-11
10/19	* UC Santa Barbara	H W	8-7
10/20	USC	A W	9-7
10/23	* UC Irvine	A W	8-7
10/27	(4) Iona	N W	12-6
10/27	(4) UC Santa Barbara	N L	11-14
10/28	(4) UC Irvine	N W	12-11
10/28	(4) Long Beach State	A W	9-5
11/2	* Fresno State	H W	13-7
11/3	* Pacific	H W	12-9
11/4	* UC Irvine	H W	11-8
11/11	UCLA	A W	11-10ot
11/17	* Long Beach State	A W	6-5
11/23	(5) UCLA	N L	9-10
11/24	(5) Brown	N W	13-6
11/25	(5) Air Force	N W	16-13

* Big West Conference game

- (1) Wasko Tournament (Malibu, Calif.)
- (2) UC Irvine Tournament (Newport Beach, Calif.)
- (3) NorCal Tournament (Palo Alto, Calif.)
- (4) 49er Invitational (Long Beach, Calif.)
- (5) NCAA Championships (Long Beach, Calif.) — 5th place

1991

Record: 24-7

(H: 8-0, A: 6-3, N: 10-4)

Big West: 8-2 (T-1st)

(H: 5-0, A: 3-2)

Head Coach: Terry Schroeder

9/7	UCLA	H W	8-7
9/14	(1) Fresno State	N W	12-11
9/14	(1) California	N L	4-9
9/15	(1) UC Santa Barbara	N W	9-5
9/15	(1) USC	N W	10-8
9/15	(1) UC Irvine	A L	9-10ot
9/21	UC San Diego	A W	11-9
9/28	(2) Chaminade	N W	16-8
9/28	(2) UC Davis	N W	17-3
9/29	(2) USC	N L	4-9
9/29	(2) Stanford	N W	10-8
10/2	* Long Beach State	H W	9-6
10/4	* UC Santa Barbara	A W	12-8
10/12	* Pacific	A L	11-12
10/13	* Fresno State	A W	11-9
10/16	UCLA	H W	7-4
10/19	* UC Irvine	H W	8-4
10/26	(3) Bucknell	N W	18-5
10/26	(3) Long Beach State	A W	13-6
10/27	(3) California	N L	6-8
10/27	(3) UC Irvine	N W	11-10ot
11/2	* Pacific	H W	10-6
11/3	* Fresno State	H W	10-7
11/9	USC	A W	9-5
11/10	* UC Irvine	A L	8-9
11/11	Air Force	H W	8-4
11/15	* UC Santa Barbara	H W	13-7
11/23	* Long Beach State	A W	9-7
11/29	(4) Slippery Rock	N W	18-9
11/30	(4) UCLA	N L	5-6
12/1	(4) UC Irvine	N W	9-7

* Big West Conference game

- (1) UC Irvine Tournament (Newport Beach, Calif.)
- (2) NorCal Tournament (Berkeley, Calif.)
- (3) 49er Invitational (Long Beach, Calif.)
- (4) NCAA Championships (Long Beach, Calif.) — 3rd place

1992

Record: 20-10

(H: 5-3, A: 5-2, N: 10-5)

MPSF: 7-3 (2nd)

(H: 3-2, A: 4-1)

Head Coach: Terry Schroeder

9/12	UCLA	H L	6-7ot
9/19	(1) Stanford	N W	6-5
9/19	(1) California	N L	7-10
9/19	(1) UC Riverside	N W	9-4
9/20	(1) UCLA	N W	9-5
9/20	(1) USC	N W	6-5ot
9/26	* Pacific	H W	13-7
9/27	Fresno State	H W	14-10
10/3	(2) USC	N L	10-11
10/3	(2) California	N L	7-9
10/4	(2) Stanford	A L	4-8
10/4	(2) Air Force	N W	10-6
10/10	* UC Santa Barbara	H W	8-6
10/14	* Long Beach State	A W	15-7
10/16	UC San Diego	H W	14-9
10/17	* UC Irvine	A L	4-9
10/24	(3) Iona	N W	20-3
10/24	(3) UC Irvine	N L	6-9
10/25	(3) UC San Diego	N W	9-8
10/25	(3) UC Santa Barbara	N W	11-10
10/30	* USC	N L	7-8sd
11/5	* UCLA	A W	8-7ot
11/8	* UC Santa Barbara	A W	8-7
11/11	* Long Beach State	H W	13-5
11/14	* UC Irvine	H L	6-8
11/21	* Pacific	A W	9-6
11/22	Fresno State	A W	9-6
11/27	(4) UC Irvine	N L	8-11
11/28	(4) Navy	N W	18-9
11/29	(4) UC San Diego	N W	13-6

* Mountain Pacific Sports Federation game

- (1) UC Irvine Tournament (Irvine, Calif.)
- (2) NorCal Tournament (Palo Alto, Calif.)
- (3) 49er Invitational (Long Beach, Calif.)
- (4) NCAA Championships (Long Beach, Calif.) — 5th place

1993

Record: 10-17

(H: 4-3, A: 1-6, N: 5-8)

MPSF: 3-6 (4th)

(H: 2-2, A: 1-4)

Head Coach: Terry Schroeder

9/11	UCLA	H L	6-10
9/17	(1) UC Davis	N W	23-12
9/17	(1) USC	A L	7-10
9/18	(1) UC Santa Barbara	N L	7-10
9/18	(1) Stanford	N L	7-12
9/19	(1) UC Irvine	N L	2-9
9/19	(1) Long Beach State	N W	10-8ot
10/2	* Long Beach State	A W	13-12sd
10/3	* Pacific	H L	5-7
10/8	(2) UC Davis	N W	11-4
10/8	(2) Stanford	N L	5-7
10/9	(2) UCLA	N W	12-10
10/9	(2) Pacific	N L	10-11
10/10	(2) California	A L	5-12
10/10	(2) UC Irvine	N L	4-9
10/15	* UC Santa Barbara	A L	7-8
10/16	* UC Irvine	H W	5-3
10/23	* UC Santa Barbara	H W	11-7
10/26	* Long Beach State	H L	10-15
10/30	* Pacific	A L	8-11
10/31	* California	A L	4-12
11/6	* UC Irvine	A L	9-11ot
11/7	Air Force	H W	11-4
11/7	UC Riverside	H W	17-9
11/13	(3) Pacific	N L	5-9
11/14	(3) UC Santa Barbara	N L	10-13
11/14	(3) Long Beach State	N W	12-9

* Mountain Pacific Sports Federation game

- (1) USC Tournament (Los Angeles, Calif.)
- (2) NorCal Tournament (Berkeley, Calif.)
- (3) MPSF Tournament (Long Beach, Calif.) — 8th place

1994

Record: 17-9

(H: 3-2, A: 6-1, N: 8-6)

MPSF: 5-3 (4th)

(H: 1-2, A: 4-1)

Head Coach: Terry Schroeder

9/9	* Stanford	H L	11-17
9/10	(1) UCLA	N L	9-10
9/10	(1) Long Beach State	N W	11-6
9/11	(1) UC Santa Barbara	N W	13-10
9/11	(1) Pacific	N L	3-9
9/18	* UC Irvine	A W	9-7
9/23	* Long Beach State	A W	22-11
10/1	(2) UC San Diego	N W	10-6
10/1	(2) California	N L	9-11ot
10/2	(2) UC Irvine	N W	11-9ot
10/2	(2) UC Santa Barbara	N W	10-4
10/8	* UC Santa Barbara	A W	7-5
10/16	* Pacific	H W	7-6
10/22	UC Irvine	H W	11-10
10/23	* UCLA	A W	10-9ot
10/29	* California	A L	9-14
10/30	Pacific	A W	10-8
11/3	* USC	H L	7-10
11/5	UC San Diego	A W	17-16
11/12	(3) Pacific	N W	7-5
11/13	(3) Stanford	N L	9-14
11/13	(3) California	N L	14-15
11/19	Long Beach State	H W	8-7
11/25	(4) UCLA	N L	7-8ot
11/26	(4) Air Force	N W	10-5
11/27	(4) Navy	N W	13-10

* Mountain Pacific Sports Federation game

- (1) SoCal Tournament (Corona del Mar, Calif.)
- (2) NorCal Tournament (Palo Alto, Calif.)
- (3) MPSF Tournament (Long Beach, Calif.) — 4th place
- (4) NCAA Championships (Long Beach, Calif.) — 5th place

1995

Record: 15-9

(H: 6-2, A: 3-4, N: 6-3)

MPSF: 4-4 (5th)

(H: 2-2, A: 2-2)

Head Coach: Terry Schroeder

9/8	* California	H L	5-7
9/9	(1) UC Santa Barbara	N W	5-4
9/9	(1) UCLA	N W	10-8ot
9/10	(1) USC	A L	6-7
9/10	(1) Stanford	N L	9-10
9/16	UC San Diego	H W	8-7
9/21	* Long Beach State	H W	11-10
9/23	UC Irvine	H W	17-16ot
9/30	(2) UCLA	N W	6-5
9/30	(2) Santa Clara	N W	20-5
10/1	(2) USC	N L	6-8
10/1	(2) California	A L	7-10
10/6	* UCLA	H L	4-7
10/14	* USC	A L	4-11
10/20	* UC Santa Barbara	H W	9-8
10/23	Air Force	H W	14-10
10/28	* Pacific	A W	13-4
10/29	* Stanford	A L	11-15
11/4	* UC Irvine	A W	9-8ot
11/12	USC	H W	8-7ot
11/18	Long Beach State	A W	13-9
11/24	(3) USC	N L	6-7
11/25	(3) Pacific	N W	6-4
11/26	(3) Stanford	N W	8-5

* Mountain Pacific Sports Federation game

- (1) SoCal Tournament (Los Angeles, Calif./USC)
- (2) NorCal Tournament (Berkeley, Calif.)
- (3) MPSF Tournament (Newport Beach, Calif.) — 5th place

1996

Record: 10-18

(H: 2-5, A: 3-5, N: 5-8)

MPSF: 2-6 (7th)

(H: 0-4, A: 2-2)

Head Coach: Terry Schroeder

9/14	(1) UC Santa Barbara	N W	11-3
9/14	(1) UCLA	N L	5-16
9/15	(1) Stanford	N L	6-10
9/15	(1) Air Force	N W	10-6
9/20	Stanford	A L	2-7
9/21	* California	A L	8-13
9/28	* USC	H L	5-16
10/1	Long Beach State	H W	11-7
10/5	* UC Irvine	H L	4-11
10/12	(2) Air Force	N L	5-10
10/12	(2) UCLA	N L	8-9
10/13	(2) UC Irvine	N L	3-6
10/13	(2) Air Force	N W	7-6
10/19	* UCLA	A L	6-12
10/26	* UC Santa Barbara	A W	6-0
11/1	* Stanford	H L	8-9sd
11/3	* Pacific	H L	4-6
11/9	UC Irvine	A L	4-13
11/10	Air Force	H L	7-8
11/13	UC Santa Barbara	H W	9-6
11/16	UC San Diego	A W	13-12
11/17	USC	A L	2-9
11/23	* Long Beach State	A W	10-4
11/28	(3) UC Santa Barbara	N W	9-6
11/28	(3) Pacific	N L	9-10ot
11/29	(3) USC	N L	9-12
11/30	(3) UCLA	N L	8-9
12/1	(3) Long Beach State	N W	11-7

* Mountain Pacific Sports Federation game

- (1) SoCal Tournament (Newport Beach, Calif.)
- (2) NorCal Tournament (Stockton, Calif.)
- (3) MPSF Tournament (Berkeley, Calif.) — 7th place

1997

NCAA CHAMPIONS

Record: 25-3

(H: 10-0, A: 6-1, N: 9-2)

MPSF: 8-0 (1st)

(H: 4-0, A: 4-0)

Head Coach: Terry Schroeder

9/13	(1) Santa Clara	H W	11-2
9/13	(1) UC San Diego	H W	11-4
9/13	(1) Claremont-MS	H W	14-3
9/19	Stanford	H W	9-2
9/20	(2) Stanford	N W	8-3
9/20	(2) Claremont-MS	N W	9-6
9/21	(2) California	N W	8-6
9/21	(2) USC	A W	8-7
9/27	* UC Irvine	A W	11-4
10/4	* UC Santa Barbara	H W	11-9ot
10/4	Occidental	H W	31-5
10/11	* California	H W	6-4
10/18	(3) Santa Clara	N W	14-6
10/18	(3) UC San Diego	N W	13-5
10/19	(3) Stanford	A L	2-4
10/19	(3) California	N W	9-6
10/24	* Long Beach State	H W	8-3
10/25	* USC	A W	12-10
11/1	* Pacific	A W	10-7
11/2	* Stanford	A W	9-8
11/8	* UCLA	H W	8-5
11/13	UC Irvine	H W	8-3
11/22	Long Beach State	A W	7-6
11/28	(4) Long Beach State	N W	11-2
11/29	(4) USC	N L	9-10
11/30	(4) California	N L	5-7
12/5	(5) UC Davis	N W	13-8
12/7	(5) USC	N W	8-7ot

* Mountain Pacific Sports Federation game

- (1) Wasko Tournament (Malibu, Calif.)
- (2) SoCal Tournament (Los Angeles, Calif./USC)
- (3) NorCal Tournament (Palo Alto, Calif.)
- (4) MPSF Tournament (Long Beach, Calif.) — 4th place
- (5) NCAA Championships (Fort Lauderdale, Fla.) — 1st place



YEARLY GAME RESULTS

1998

Record: 13-11

(H: 3-3, A: 4-4, N: 6-4)

MPSF: 3-5 (6th)

(H: 1-3, A: 2-2)

Head Coach: Terry Schroeder

9/19	(1) Navy	N W	11-6
9/19	(1) UC Irvine	N W	7-6
9/20	(1) UCLA	N L	4-7
9/20	(1) California	N L	5-10
9/26	* USC	H L	5-11
10/2	* UCLA	A L	4-5
10/4	* Pacific	H W	9-6
10/11	* Stanford	H L	5-8
10/17	(2) Massachusetts	N W	12-6
10/17	(2) Stanford	A L	4-11
10/18	(2) Long Beach State	N W	9-8
10/18	(2) USC	N L	4-10
10/23	* UC Santa Barbara	A W	14-8
10/25	UC Irvine	A L	6-8
10/31	* California	A L	7-8
11/1	Pacific	A W	12-10
11/7	Long Beach State	H W	12-6
11/8	UC San Diego	A W	12-3
11/13	UC Santa Barbara	H W	10-0
11/15	* UC Irvine	H L	0-4
11/21	* Long Beach State	A W	13-9
11/27	(3) UCLA	N W	7-6
11/28	(3) UC Irvine	N W	6-5ot
11/29	(3) Stanford	N L	8-11ot

* Mountain Pacific Sports Federation game
 (1) SoCal Tournament (Newport Beach, Calif.)
 (2) NorCal Tournament (Palo Alto, Calif.)
 (3) MPSF Tournament (Newport Beach, Calif.) — 2nd place

1999

Record: 12-14

(H: 7-3, A: 2-4, N: 3-7)

MPSF: 3-5 (T-5th)

(H: 2-2, A: 1-3)

Head Coach: Terry Schroeder

9/11	UC Santa Barbara	A L	10-12
9/18	(1) Navy	N W	12-6
9/18	(1) UCLA	N L	3-7
9/19	(1) Long Beach State	N W	7-6
9/19	(1) Pacific	N L	5-6
9/26	USC	H L	7-11
10/2	* Long Beach State	H L	6-12
10/3	UC Irvine	H W	8-5
10/9	(2) Long Beach State	N L	8-13
10/10	(2) Loyola Marymount	N W	10-6
10/10	(2) UC Irvine	N L	7-8
10/16	* UC Santa Barbara	H W	9-6
10/17	* California	H W	10-4
10/22	UC San Diego	H W	9-7ot
10/23	* UCLA	H L	6-13
10/28	Loyola Marymount	H W	12-6
10/30	* Stanford	A L	8-12
10/31	* Pacific	A L	7-10
11/6	* USC	A L	2-12
11/7	Pacific	H W	8-6
11/8	Air Force	H W	8-6
11/14	* UC Irvine	A W	12-11ot
11/20	Long Beach State	A W	9-8
11/26	(3) Stanford	N L	3-6
11/27	(3) USC	N L	3-15
11/28	(3) Long Beach State	N L	12-17

* Mountain Pacific Sports Federation game
 (1) SoCal Tournament (Newport Beach, Calif.)
 (2) NorCal Tournament (Palo Alto, Calif.)
 (3) MPSF Tournament (Newport Beach, Calif.) — 8th place

2000

Record: 14-12

(H: 5-3, A: 3-5, N: 6-4)

MPSF: 2-6 (T-6th)

(H: 1-3, A: 1-3)

Head Coach: Terry Schroeder

9/9	UC Santa Barbara	H W	8-4
9/16	(1) UC San Diego	N W	7-5
9/16	(1) California	N L	9-12
9/17	(1) Air Force	N W	14-2
9/17	(1) UC Santa Barbara	N W	5-4
9/30	* UC Irvine	A W	7-6
10/1	* UCLA	A L	6-13
10/7	UC San Diego	A L	3-8
10/8	* Long Beach State	A L	12-13sd
10/12	Massachusetts	H W	10-7
10/14	* UC Santa Barbara	A W	6-5
10/21	(2) Pacific	A W	5-3
10/21	(2) UCLA	N L	3-10
10/22	(2) UC San Diego	N W	10-5
10/22	(2) UC Irvine	N L	5-6
10/28	* Pacific	H W	10-9
10/29	* Stanford	H L	8-9ot
11/4	* USC	A L	3-7
11/5	* UC Irvine	H L	6-12
11/9	Loyola Marymount	H W	13-2
11/11	Pacific	A L	4-6
11/12	* California	A L	7-6
11/17	Long Beach State	H W	7-4
11/24	(3) USC	N W	5-4
11/25	(3) UCLA	N L	4-9
11/26	(3) UC Irvine	N W	8-7

* Mountain Pacific Sports Federation game
 (1) SoCal Tournament (Newport Beach, Calif.)
 (2) NorCal Tournament (Palo Alto, Calif.)
 (3) MPSF Tournament (Los Alamitos, Calif.) — 3rd place

2001

Record: 14-6

(H: 6-1, A: 4-3, N: 4-2)

MPSF: 5-3 (4th)

(H: 3-1, A: 2-2)

Head Coach: Terry Schroeder

9/8	UC Santa Barbara	A W	10-4
9/22	* USC	A L	8-9sd
9/26	Loyola Marymount	A W	9-5
9/29	* UC Irvine	A W	14-4
10/6	UC San Diego	H W	11-8
10/7	Loyola Marymount	H W	9-5
10/13	(1) California Baptist	N W	9-4
10/13	(1) California	N W	7-5
10/14	(1) Stanford	A L	6-8
10/14	(1) USC	N W	9-8ot
10/20	* UC Santa Barbara	H W	6-5ot
10/21	* Long Beach State	H W	15-12ot
10/27	* California	H W	6-5
10/28	UC Irvine	H W	10-7
11/3	* UCLA	H L	7-8
11/10	* Stanford	A L	3-5
11/11	* Pacific	A W	13-8
11/23	(2) Long Beach State	N L	6-8
11/24	(2) UC Irvine	N W	14-9
11/25	(2) USC	N L	6-10

* Mountain Pacific Sports Federation game
 (1) NorCal Tournament (Palo Alto, Calif.)
 (2) MPSF Championships (Berkeley, Calif.) — 6th place

2002

Record: 16-10

(H: 5-2, A: 5-5, N: 6-3)

MPSF: 7-1 (1st)

(H: 3-1, A: 4-0)

Head Coach: Terry Schroeder

9/7	UC Santa Barbara	H W	15-5
9/14	(1) UC Irvine	N L	7-8
9/14	(1) UC Santa Barbara	N W	10-6
9/15	(1) USC	A L	7-12
9/15	(1) Long Beach State	N W	10-6
9/26	UC Irvine	A L	7-9
9/28	* Stanford	H W	10-7
10/5	(2) UC San Diego	N W	11-8
10/5	(2) UC Irvine	N L	9-10
10/6	(2) Pacific	N W	8-6
10/6	(2) California	A L	6-8
10/12	* UCLA	A W	7-6sd
10/13	* Pacific	H W	11-10ot
10/19	* UC Irvine	H W	6-3
10/20	* USC	H L	6-7
10/24	Loyola Marymount	A L	6-7sd
10/26	* Long Beach State	A W	11-6
10/27	UC San Diego	A W	5-4
11/2	* UC Santa Barbara	A W	8-6
11/9	* California	A W	8-5
11/10	Pacific	A L	8-9
11/13	Loyola Marymount	H W	7-6sd
11/16	Long Beach State	H L	6-8
11/29	(3) Long Beach State	N W	11-8
11/30	(3) UCLA	N W	7-6
12/1	(3) California	N L	8-9

* Mountain Pacific Sports Federation game
 (1) SoCal Tournament (Los Angeles, Calif./USC)
 (2) NorCal Tournament (Berkeley, Calif.)
 (3) MPSF Tournament (Los Alamitos, Calif.) — 2nd place

2003

Record: 19-8

(H: 8-1, A: 3-5, N: 8-2)

MPSF: 3-5 (T-5th)

(H: 3-1, A: 0-4)

Head Coach: Terry Schroeder

9/13	UCLA	H W	7-4
9/13	Claremont-MS	H W	16-4
9/20	(1) UCLA	N W	9-6
9/20	(1) California Baptist	N W	15-7
9/21	(1) USC	N L	7-9
9/21	(1) California	N W	9-8
9/27	Loyola Marymount	A W	9-2
10/4	(2) UC Davis	N W	11-4
10/4	(2) Long Beach State	N W	11-9
10/5	(2) Stanford	A L	9-10
10/5	(2) USC	N W	9-7
10/11	UC Irvine	H W	11-6
10/12	UC San Diego	H W	9-4
10/18	* Pacific	H W	16-2
10/19	* California	H L	7-8
10/25	* USC	A L	6-10
10/26	* UC Santa Barbara	H W	12-7
11/1	Pacific	A W	12-0
11/2	* Stanford	A L	8-10
11/8	* Long Beach State	H W	12-11
11/9	* UC Irvine	A L	7-8
11/13	Loyola Marymount	H W	7-6
11/15	* UCLA	A L	6-7ot
11/22	Long Beach State	A W	11-10
11/28	(3) UCLA	N L	5-7
11/29	(3) UC Irvine	N W	11-10
11/30	(3) Long Beach State	N W	12-8

* Mountain Pacific Sports Federation game
 (1) SoCal Tournament (Irvine, Calif.) — 3rd place
 (2) NorCal Tournament (Palo Alto, Calif.) — 3rd place
 (3) MPSF Tournament (Palo Alto, Calif.) — 5th place

2004

Record: 15-14

(H: 3-3, A: 4-6, N: 8-5)

MPSF: 3-5 (7th)

(H: 1-3, A: 2-2)

Head Coach: Terry Schroeder

9/11	(1) Santa Clara	N W	16-6
9/11	(1) Pomona-Pitzer	N W	12-3
9/12	USC	A L	4-10
9/18	(2) California Baptist	N W	10-9
9/18	(2) UCLA	N L	4-11
9/19	(3) UC San Diego	N W	10-9
9/19	(2) UC Irvine	N L	5-10
9/25	Loyola Marymount	A L	9-12
10/2	(3) Loyola Marymount	N L	5-6
10/2	(3) UC Davis	N W	8-5
10/3	(3) St. Francis	N L	8-9
10/3	(3) Air Force	N W	8-3
10/9	* UC Irvine	H W	6-5
10/10	Claremont-MS	A W	8-2
10/10	(4) Harvard	N W	13-7
10/16	* Long Beach State	A L	8-9ot
10/17	UC Irvine	A L	7-9
10/23	* Stanford	H L	3-12
10/24	* UCLA	H L	6-7
10/30	* California	A L	8-10
10/31	* Pacific	A W	7-5
11/3	UC San Diego	A W	7-5
11/6	* USC	H L	6-9
11/11	Loyola Marymount	H W	7-3
11/13	* UC Santa Barbara	A W	6-5
11/20	Long Beach State	H W	6-5
11/26	(5) Stanford	A L	5-10
11/27	(5) California	N W	4-3
11/28	(5) Long Beach State	N L	8-9

* Mountain Pacific Sports Federation game
 (1) Inland Empire Tournament (La Verne, Calif.)
 (2) SoCal Tournament (Los Angeles, Calif./USC) — 6th place
 (3) NorCal Tournament (Stockton, Calif.) — 11th place
 (4) at Claremont, Calif.
 (5) MPSF Tournament (Palo Alto, Calif.) — 6th place

2005

Record: 18-11

(H: 8-2, A: 3-4, N: 7-5)

MPSF: 3-5 (6th)

(H: 3-1, A: 0-4)

Head Coach: Terry Schroeder

9/3	(1) Air Force	N W	12-3
9/4	(1) Loyola Marymount	N W	10-4
9/4	(1) UC San Diego	A W	11-8
9/10	Loyola Marymount	H W	8-6
9/17	(2) Navy	N W	9-6
9/17	(2) Stanford	N L	6-7
9/18	(2) UC Irvine	A W	7-4
9/18	(2) UC San Diego	N L	9-10
9/24	UC Irvine	H W	7-5
9/25	UCLA	H L	5-7
10/1	USC	H W	5-4
10/1	Whittier	H W	17-13
10/6	* UC Irvine	A L	5-6
10/8	* UC Santa Barbara	H W	11-5
10/15	(3) UC Davis	N W	11-8
10/15	(3) UCLA	N L	7-8
10/16	(3) Long Beach State	N W	11-8
10/16	(3) UC San Diego	N W	12-7
10/20	UC San Diego	H W	11-9
10/29	California	A W	8-6
10/30	* Stanford	A L	9-11
11/5	* California	H L	6-7
11/6	* USC	A L	4-10
11/12	* UCLA	A L	5-7
11/19	* Pacific	H W	14-9
11/20	* Long Beach State	H W	11-4
11/25	(4) Stanford	N L	7-9
11/26	(4) Pacific	N L	8-9
11/27	(4) Long Beach State	N W	9-7

* Mountain Pacific Sports Federation game
 (1) Triton Invitational (La Jolla, Calif.) — 1st place
 (2) SoCal Tournament (Irvine, Calif.) — 6th place
 (3) NorCal Tournament (Palo Alto, Calif.) — 5th place
 (4) MPSF Tournament (Los Angeles, Calif./USC) — 7th place

YEARLY GAME RESULTS

2006

Record: 13-17

(H: 4-5, A: 3-6, N: 6-6)

MPSF: 2-6 (T-6th)

(H: 0-4, A: 2-2)

Head Coach: Jack Kocur

9/2	(1) Claremont-MS	N W	15-5
9/2	(1) Redlands	N W	12-6
9/3	(1) Pacific	N W	14-7
9/3	(1) UC San Diego	A L	11-12
9/9	Loyola Marymount	A L	7-9
9/16	(2) UC Davis	N L	9-10
9/16	(2) Princeton	N W	14-8
9/17	(2) UC Santa Barbara	N L	6-13
9/17	(2) UC Irvine	N L	8-10
9/30	USC	A L	7-14
10/1	UC Santa Barbara	H L	10-11
10/6	UC Irvine	A L	8-9
10/7	Long Beach State	A W	12-9
10/7	UC Santa Barbara	N L	9-10
10/8	UC Davis	H W	9-7
10/8	Bucknell	H W	11-8
10/8	Pomona	H W	11-6
10/14	(3) Loyola Marymount	N W	15-6
10/14	(3) California	N L	6-14
10/15	(3) Stanford	N L	3-7
10/15	(3) UC Irvine	N W	12-11ot
10/21	* Stanford	H L	6-8
10/25	* UC Irvine	H L	5-7
10/28	* California	A L	12-17
10/29	* Pacific	A W	9-8ot
11/2	Loyola Marymount	H W	8-7
11/5	* Long Beach State	A L	11-12
11/11	* UCLA	H L	5-18
11/12	* USC	H L	4-15
11/19	* UC Santa Barbara	A W	11-9

* Mountain Pacific Sports Federation game

- (1) Triton Tournament (La Jolla, Calif.) — 2nd place
- (2) NorCal Tournament (Palo Alto, Calif.) — 12th place
- (3) SoCal Tournament (Los Angeles, Calif./USC) — 7th place

2007

Record: 27-10

(H: 6-1, A: 2-4, N: 19-5)

MPSF: 3-5 (T-6th)

(H: 2-1, A: 1-4)

Head Coach: Jack Kocur

9/1	(1) California Baptist	N W	16-9
9/1	(1) UC Davis	N W	13-6
9/2	(1) Loyola Marymount	N W	10-4
9/2	(1) UC Santa Barbara	N L	6-7
9/8	(2) UC Santa Barbara	N W	11-9
9/8	(2) Whittier	N W	15-3
9/8	(2) Claremont-MS	N W	15-7
9/9	(2) Cal Lutheran	N W	14-7
9/9	(2) California Baptist	N W	10-6
9/15	(3) UC Davis	N W	13-5
9/15	(3) UCLA	N L	5-7ot
9/16	(3) UC Santa Barbara	N W	13-12
9/16	(3) UC Irvine	N W	11-8
9/22	* USC	A L	4-10
9/29	Loyola Marymount	H W	11-9
10/5	(4) Brown	N W	17-4
10/5	(4) Redlands	N W	12-5
10/6	(4) Occidental	N W	17-5
10/6	(4) Chapman	N W	17-2
10/6	(4) Pomona-Pitzer	A W	17-2
10/13	(5) Bucknell	N W	10-8
10/13	(5) UCLA	N L	6-11
10/14	(5) Loyola Marymount	N W	12-8
10/14	(5) Long Beach State	N W	8-7
10/20	* Pacific	H W	12-9
10/26	* California	A L	4-6
10/28	* Stanford	A L	7-11
11/3	* Long Beach State	H L	5-7
11/3	California Baptist	H W	13-9
11/9	* UC Irvine	A L	7-8
11/10	Concordia	H W	9-8
11/10	UC San Diego	H W	22-8
11/17	* UCLA	A W	7-6ot
11/18	* UC Santa Barbara	H W	9-7
11/23	(6) Stanford	N L	4-7
11/24	(6) UC Santa Barbara	N L	7-8
11/25	(6) Long Beach State	N W	13-10

* Mountain Pacific Sports Federation game

- (1) Triton Invitational (La Jolla, Calif.) — 2nd place
- (2) Inland Empire Classic (La Verne/Pomona, Calif.)
- (3) NorCal Tournament (Berkeley, Calif.) — 5th place
- (4) Claremont Convergence (Claremont/Pomona, Calif.)
- (5) SoCal Tournament (Irvine, Calif.) — 5th place
- (6) MPSF Tournament (Berkeley, Calif.) — 7th place

2008

Record: 21-7

(H: 11-4, A: 5-0, N: 5-3)

MPSF: 6-2 (T-2nd)

(H: 3-2, A: 3-0)

Head Coach: Jack Kocur

9/6	#7 (1) Pomona-Pitzer	N W	22-10
9/6	#7 (1) UC Davis (#11)	N W	13-5
9/7	#7 (1) Long Beach State (#9)	N W	14-8
9/7	#7 (1) USC (#2)	N L	6-7ot
9/13	#5 Loyola Marymount (#6)	A W	8-7
9/20	#5 (2) UC Davis (#11)	N W	15-7
9/20	#5 (2) UCLA (#4)	N L	3-8
9/21	#5 (2) Long Beach State (#8)	N L	11-15
9/21	#5 (2) UC Irvine (#7)	N W	12-10
9/26	#6 Claremont-MS	H W	19-1
9/27	#6 * California (#4)	H W	7-5
10/3	#4 Harvard	H W	11-2
10/11	#4 (3) Redlands	H W	14-2
10/11	#4 (3) California (#5)	H L	6-8ot
10/12	#4 (3) UC Santa Barbara (#7)	H W	12-10
10/12	#4 (3) Loyola Marymount (#6)	H W	11-5
10/17	#5 UC Davis (#11)	A W	14-9
10/18	#5 * Pacific (#16)	A W	9-4
10/26	#5 * USC (#1)	H L	5-14
10/30	#6 * Long Beach State (#10)	A W	8-7
11/8	#5 * Stanford (#2)	H L	4-9
11/8	#5 Concordia	H W	14-6
11/9	#5 * UC Irvine (#9)	H W	12-9
11/16	#5 * UC Santa Barbara (#7)	A W	10-9
11/22	#5 * UCLA (#2)	H W	9-5
11/28	#4 (4) UC Santa Barbara (#7)	H W	11-7
11/29	#4 (4) Stanford (#2)	H W	8-7ot
11/30	#4 (4) USC (#1)	H L	2-3

* Mountain Pacific Sports Federation game

- (1) Triton Invitational (La Jolla, Calif.) — 2nd place
- (2) NorCal Tournament (Stockton, Calif.) — 7th place
- (3) SoCal Tournament (Malibu, Calif.) — 5th place
- (4) MPSF Tournament (Malibu, Calif.) — 2nd place

2009

Record: 13-12

(H: 4-1, A: 4-4, N: 5-7)

MPSF: 4-4 (5th)

(H: 3-1, A: 1-3)

Head Coach: Jack Kocur

9/5	#5 (1) Cal Lutheran	N W	16-3
9/5	#5 (1) UC San Diego (#10)	A W	12-10
9/6	#5 (1) UC Santa Barbara (#7)	N L	7-8
9/6	#5 (1) Loyola Marymount (#6)	N L	5-9
9/19	#7 (2) Pacific (#11)	N W	10-4
9/19	#7 (2) Stanford (#2)	A L	9-15
9/20	#7 (2) UC Santa Barbara (#6)	N L	10-11ot
9/20	#7 (2) UC Irvine (#8)	N L	6-9
9/26	#8 * USC (#3)	A L	8-14
10/3	#8 * Long Beach State (#7)	H W	8-7
10/10	#7 (3) UC Irvine (#9)	A W	11-9
10/10	#7 (3) Stanford (#1)	N L	3-13
10/11	#7 (3) Loyola Marymount (#5)	N W	9-7
10/11	#7 (3) Long Beach State (#8)	N W	12-11ot
10/18	#5 * Stanford (#3)	A L	5-13
10/23	#5 UC Davis (#13)	A W	10-6
10/24	#5 * California (#2)	A L	7-13
10/31	#5 * UCLA (#4)	H L	6-9
11/7	#5 * Pacific (#13)	H W	12-6
11/7	#5 Concordia	H W	14-11
11/15	#5 * UC Irvine (#7)	A W	15-14ot
11/21	#5 * UC Santa Barbara (#9)	H W	9-8
11/27	#5 (4) UCLA (#4)	N L	5-8
11/28	#5 (4) Pacific (#12)	N W	12-9
11/29	#5 (4) UC Irvine (#6)	N L	8-14

* Mountain Pacific Sports Federation game

- (1) Triton Invitational (La Jolla, Calif.) — 4th place
- (2) NorCal Tournament (Palo Alto, Calif.) — 8th place
- (3) SoCal Tournament (Irvine, Calif.) — 5th place
- (4) MPSF Tournament (Los Angeles, Calif./USC) — 6th place

2010

Record: 9-18

(H: 2-5, A: 2-5, N: 5-8)

MPSF: 1-7 (8th)

(H: 0-4, A: 1-3)

Head Coach: Jack Kocur

9/5	#8 Claremont-MS	H W	14-4
9/11	#9 Loyola Marymount (#8)	H L	6-7
9/12	#9 (1) Concordia (#12)	N W	9-4
9/12	#9 (1) Occidental	N W	20-4
9/12	#9 (1) Pomona-Pitzer	N W	12-4
9/18	#9 (2) Loyola Marymount (#8)	N W	8-7
9/18	#9 (2) California (#1)	A L	6-14
9/19	#9 (2) UC Irvine (#5)	N L	10-16
9/19	#9 (2) Pacific (#7)	N L	8-13
9/25	#9 * USC (#1)	H L	4-13
9/25	#9 Fresno Pacific	H W	21-4
10/2	#9 (3) Long Beach State (#8)	N L	10-11ot
10/2	#9 (3) Redlands	N W	12-4
10/3	#9 (3) UC San Diego (#13)	N L	7-8
10/3	#9 (3) Santa Clara (#14)	N L	10-12
10/9	#13 * UC Irvine (#3)	H L	9-12
10/16	#13 UC Davis (#11)	A W	7-5ot
10/17	#13 * Pacific (#7)	A L	5-7
10/24	#10 * Stanford (#4)	H L	6-15
10/29	#10 * Long Beach State (#8)	A W	9-8
10/31	#10 * California (#1)	H L	7-18
11/11	#10 USC (#2)	A L	6-7
11/13	#10 * UCLA (#4)	A L	8-13
11/20	#10 * UC Santa Barbara (#7)	A L	11-12
11/26	#9 (4) California (#1)	N L	5-13
11/27	#9 (4) UC Irvine (#6)	N L	7-13
11/18	#9 (4) Pacific (#4)	N L	5-13

* Mountain Pacific Sports Federation game

- (1) Inland Empire Tournament (La Verne, Calif.)
- (2) NorCal Tournament (Berkeley, Calif.) — 8th place
- (3) SoCal Tournament (Los Angeles, Calif./UCLA) — 12th place
- (4) MPSF Tournament (Palo Alto, Calif.) — 8th place

2011

Record: 12-14

(H: 1-3, A: 5-5, N: 6-6)

MPSF: 2-6 (T-6th)

(H: 1-3, A: 1-3)

Head Coach: Jack Kocur

9/3	#9 (1) Pomona-Pitzer	N W	15-4
9/3	#9 (1) Claremont-MS	N W	18-6
9/10	#7 Loyola Marymount (#10)	A W	11-7
9/17	#6 (2) UC Davis (#11)	N W	14-10
9/17	#6 (2) California (#2)	N L	7-8
9/18	#6 (2) UC Santa Barbara (#8)	N W	7-6
9/18	#6 (2) Pacific (#5)	A W	14-11
9/23	#5 UCLA (#2)	A L	7-11
10/1	#5 (3) Long Beach State (#13)	A W	11-9
10/1	#5 (3) Stanford (#4)	N L	6-7
10/2	#5 (3) UC Irvine (#7)	N L	12-15ot
10/2	#5 (3) Pacific (#6)	N L	9-11ot
10/7	#8 * Stanford (#1)	A L	5-9
10/8	#8 Santa Clara (#18)	A W	12-6
10/14	#8 * UC Irvine (#7)	A W	11-10
10/16	#8 * Pacific (#6)	H W	11-10ot
10/21	#6 * California (#4)	A L	8-11
10/23	#6 (4) Harvard	N W	20-2
10/23	#6 (4) Bucknell (#17)	N W	16-7
10/29	#6 * Long Beach State (#9)	H L	12-14ot
10/30	#6 * UC Santa Barbara (#5)	H L	15-16ot
11/5	#9 * USC (#2)	A L	8-14
11/12	#9 * UCLA (#1)	H L	6-9
11/25	#8 (5) UCLA (#2)	A L	4-5ot
11/26	#8 (5) UC Irvine (#7)	N L	4-5
11/27	#8 (5) UC Santa Barbara (#6)	N L	8-10

* Mountain Pacific Sports Federation game

- (1) UCLA Invitational (Los Angeles, Calif.)
- (2) NorCal Tournament (Stockton, Calif.) — 5th place
- (3) SoCal Tournament (Long Beach, Calif.) — 8th place
- (4) Santa Clara Tournament (Santa Clara, Calif.)
- (5) MPSF Tournament (Los Angeles, Calif./UCLA) — 8th place



YEARLY GAME RESULTS

2012

Record: 11-13

(H: 3-3, A: 3-2, N: 5-8)

MPSF: 3-5 (T-6th)

(H: 1-3, A: 2-2)

Interim Coaches: Merrill Moses/Willo Rodriguez

9/2	#8	(1)	Claremont-MS	N	W	13-5
9/2	#8	(1)	La Verne	N	W	20-7
9/8	#8		Loyola Marymount (#10)	H	W	8-7
9/15	#8	(2)	Long Beach State (#9)	N	W	10-8
9/15	#8	(2)	USC (#1)	N	L	4-9
9/16	#8	(2)	UC Santa Barbara (#5)	N	L	4-8
9/16	#8	(2)	Pacific (#7)	N	W	11-7
9/29	#7	(3)	Loyola Marymount (#10)	N	W	12-7
9/29	#7	(3)	UCLA (#2)	N	L	7-14
9/30	#7	(3)	Stanford (#3)	N	L	8-13
9/30	#7	(3)	California (#4)	N	L	9-12
10/6	#8		Concordia (#20)	H	W	12-6
10/13	#8	*	UC Irvine (#4)	H	W	10-6
10/14	#8	*	Stanford (#5)	H	L	6-11
10/19	#8		UC Davis (#16)	A	W	19-9
10/21	#8	*	Pacific (#5)	A	W	9-6
10/25	#6	*	UCLA (#2)	A	L	7-12
10/27	#6	*	UC Santa Barbara (#3)	A	W	11-7
11/2	#4	*	California (#6)	H	L	9-12
11/8	#4	*	Long Beach State (#8)	A	L	7-12
11/11	#4	*	USC (#1)	H	L	5-16
11/23	#7	(4)	California (#4)	N	L	9-11
11/24	#7	(4)	Pacific (#5)	N	L	7-10
11/25	#7	(4)	UC Santa Barbara (#8)	N	L	6-9

* Mountain Pacific Sports Federation game
 (1) UCLA Tournament (Los Angeles, Calif.)
 (2) NorCal Tournament (Palo Alto, Calif.) — 7th place
 (3) SoCal Tournament (Santa Barbara, Calif.) — 8th place
 (4) MPSF Tournament (Los Angeles, Calif./USC) — 8th place

2013

Record: 9-13

(H: 3-3, A: 0-7, N: 6-3)

MPSF: 1-7 (T-7th)

(H: 1-3, A: 0-4)

Head Coach: Terry Schroeder

9/7	#8	(1)	Claremont-MS	N	W	14-8
9/7	#8	(1)	La Verne	N	W	26-4
9/14	#8		Loyola Marymount (#11)	A	L	9-10
9/21	#10	(2)	UC Irvine (#7)	N	W	8-6
9/21	#10	(2)	USC (#1)	N	L	4-9
9/22	#10	(2)	Pacific (#3)	N	L	6-21
9/22	#10	(2)	Long Beach State (#9)	N	L	6-9
9/27	#9		UCLA (#1)	A	L	7-8
10/5	#8		Concordia (#11)	H	W	12-11
10/12	#8	(3)	UC Irvine (#9)	A	L	6-7
10/12	#8	(3)	Pomona-Pitzer	N	W	13-4
10/13	#8	(3)	UC Davis (#14)	N	W	10-8
10/13	#8	(3)	Concordia (#11)	N	W	14-7
10/19	#9	*	UC Santa Barbara (#6)	H	L	10-17
10/20	#9		Air Force (#19)	H	W	12-7
10/25	#9	*	California (#5)	A	L	6-11
10/27	#9	*	Stanford (#4)	A	L	3-11
11/2	#9	*	Long Beach State (#7)	H	W	10-8
11/8	#7	*	Pacific (#1)	H	L	7-15
11/10	#7	*	USC (#2)	A	L	3-13
11/16	#7	*	UCLA (#3)	H	L	8-10
11/24	#7	*	UC Irvine (#9)	A	L	10-13

* Mountain Pacific Sports Federation game
 (1) UCLA Tournament (Los Angeles, Calif.)
 (2) NorCal Tournament (Berkeley, Calif.) — 8th place
 (3) SoCal Tournament (Irvine, Calif.) — 9th place

2014

Record: 11-15

(H: 3-5, A: 2-4, N: 6-6)

MPSF: 2-6 (T-6th)

(H: 1-3, A: 1-3)

Head Coach: Terry Schroeder

9/6	#9	(1)	Concordia (#15)	N	W	10-9
9/6	#9	(1)	Whittier (#19)	N	W	9-8
9/11	#12		UC Santa Barbara (#7)	H	L	6-12
9/12	#12		Loyola Marymount (#13)	H	L	12-15
9/20	#13	(2)	Long Beach State (#5)	N	L	4-11
9/20	#13	(2)	UC Santa Barbara (#14)	N	W	12-10
9/21	#13	(2)	UC Irvine (#10)	N	L	11-12
9/21	#13	(2)	Air Force (#19)	N	W	15-7
9/27	#11	*	USC (#4)	H	L	5-21
9/28	#11		Claremont	H	W	13-6
10/3	#12	*	UCLA (#1)	A	L	7-15
10/4	#12		Concordia	H	W	11-5
10/11	#12	(3)	UC Santa Barbara (#6)	N	L	7-11
10/11	#12	(3)	Air Force (#15)	N	W	12-8
10/12	#12	(3)	UC Irvine (#9)	N	L	9-16
10/12	#12	(3)	UC Davis (#11)	N	W	10-9
10/18	#11	*	Long Beach State (#5)	A	L	3-14
10/25	#11	*	California (#4)	H	L	6-15
10/26	#11	*	Stanford (#1)	H	L	4-13
11/1	#11	*	UC Irvine (#10)	H	W	11-9
11/8	#10	*	UC Santa Barbara (#8)	A	W	9-7
11/14	#9		Santa Clara (#17)	A	L	15-16
11/16	#9	*	Pacific (#7)	A	L	7-11
11/21	#10	(4)	Stanford (#2)	N	L	4-13
11/22	#10	(4)	UC Irvine (#9)	N	W	12-11
11/23	#10	(4)	California (#4)	N	L	7-14

* Mountain Pacific Sports Federation game
 (1) Whittier Tournament (Whittier, Calif.)
 (2) NorCal Tournament (Stockton, Calif.)
 (3) SoCal Tournament (Los Angeles, Calif.)
 (4) MPSF Tournament (Long Beach Calif.)

2015

Record: 11-16

(H: 5-6, A: 1-4, N: 5-6)

MPSF: 1-8 (9th)

(H: 1-4, A: 0-4)

Head Coach: Terry Schroeder

9/5	#8	(1)	Air Force	N	W	10-5
9/6	#8	(1)	UC Davis	N	L	7-9
9/11	#10		Loyola Marymount	A	W	11-10
9/12	#10	(2)	Claremont-Mudd-Scripps	N	W	20-7
9/19	#9	(3)	UC Davis	N	W	12-11
9/19	#9	(3)	UCLA	N	L	6-12
9/20	#9	(3)	UC Santa Barbara	N	L	9-10 (2ot)
9/20	#9	(3)	UC Irvine	N	L	9-12
9/24	#9		UC Santa Barbara	H	L	9-11
9/26	#9		Air Force	H	W	14-10
9/26	#9		Navy	H	W	14-9
10/2	#9	*	UCLA	H	L	8-18
10/3	#9	*	San Jose State	H	W	14-8
10/10	#9	(4)	UC Irvine	H	L	12-13
10/10	#9	(4)	Pomona-Pitzer	H	W	15-7
10/11	#9	(4)	Santa Clara	N	W	13-5
10/11	#9	(4)	Air Force	N	W	16-6
10/17	#9	*	USC	A	L	2-8
10/23	#9		Concordia (Calif.)	H	W	15-8
10/24	#9	*	Long Beach State	H	L	10-11 (ot)
10/31	#9	*	Pacific	H	L	11-16
11/6	#9	*	Stanford	A	L	11-21
11/8	#9	*	California	A	L	3-26
11/13	#12	*	UC Irvine	A	L	11-12
11/15	#12	*	UC Santa Barbara	H	L	8-17
11/20	#13	(5)	Long Beach State	N	L	8-11
11/21	#13	(5)	San Jose State	N	L	14-17

* Mountain Pacific Sports Federation game
 (1) Triton Invitational (La Jolla, Calif.)
 (2) UCLA Invite (Los Angeles, Calif.)
 (3) NorCal Tournament (Palo Alto, Calif.)
 (4) SoCal Tournament (Malibu/Los Angeles, Calif.)
 (5) MPSF Tournament (Los Angeles, Calif.)

2016

Record: 15-12

(H: 3-4, A: 5-5, N: 7-3)

MPSF: 2-3 (4th)

(H: 1-1, A: 1-2)

Head Coach: Terry Schroeder

9/3	#9	(1)	Claremont-Mudd-Scripps	N	W	15-8
9/3	#9	(1)	Redlands	N	W	13-3
9/10	#9	(2)	Chapman	N	W	24-3
9/10	#9	(2)	La Verne	A	W	18-4
9/11	#9	(2)	Redlands	A	W	18-4
9/11	#9	(2)	Claremont-Mudd-Scripps	N	W	26-4
9/16	#9		UCLA	A	L	3-9
9/17	#9		Loyola Marymount	A	W	11-6
9/23	#10	(3)	UC Irvine	N	W	12-6
9/24	#9	(3)	UCLA	N	L	5-11
9/24	#10	(3)	Stanford	N	L	9-11
9/25	#10	(3)	UC Santa Barbara	N	L	7-15
10/2	#9	*	Pacific	H	L	8-9 (ot)
10/6	#8		UC Santa Barbara	H	L	8-10
10/7	#8		USC	A	L	4-15
10/9	#8		Air Force	H	W	20-6
10/14	#8	*	Long Beach State	A	L	4-7
10/15	#8		Loyola Marymount	H	W	7-6
10/23	#8		Stanford	H	L	5-9
10/28	#8	*	San Jose State	A	W	15-7
10/29	#8		UC Davis	A	L	9-10
11/4	#9	*	UC Irvine	H	W	8-7
11/6	#9		California	H	L	7-12
11/11	#9	*	UC Santa Barbara	A	L	8-10
11/18	#9	(4)	UC Irvine	N	W	11-9
11/19	#9	(4)	UC Santa Barbara	N	W	11-7
11/20	#9	(4)	Pacific	N	W	6-5

* Golden Coast Conference game
 (1) Triton Invitational (La Jolla, Calif.)
 (2) Inland Empire Classic (La Verne/Redlands Calif.)
 (3) Mountain Pacific Invitational (Berkeley, Calif.)
 (4) GCC Championships (Stockton, Calif.)



RECORDS VS. GCC OPPONENTS

LONG BEACH STATE

Overall: 69-37
Home: 21-10
Away: 22-11/2
Neutral: 26-15

1976	A	L	7-12
	N	L	7-8
1977	N	L	7-8
	H	W	11-8
	N	W	10-7
1978	N	W	7-6
	A	L	8-10
	N	L	7-9
1979	H	L	11-12ot
	N	W	10-9
1980	A	W	13-8
	N	W	12-9
1981	H	L	6-10
	N	L	7-12
1982	A	L	11-13
	N	L	7-8
1983	H	W	8-5
1984	H	W	14-10
	A	W	11-9
1985	H	L	5-9
	A	L	6-11
1986	N	W	9-7
	H	W	12-9
	A	W	10-7
1987	N	L	5-6ot
	H	W	10-2
	A	W	7-6
1988	H	L	6-11
	A	L	8-13
1989	N	W	12-9
	H	W	12-6
	A	L	12-15
	N	W	13-8
1990	N	W	8-6
	H	W	11-5
	A	W	9-5
	A	W	6-5
1991	H	W	9-6
	A	W	13-6
	A	W	9-7
1992	A	W	15-7
	H	W	13-5
1993	N	W	10-8ot
	A	W	13-12sd
	H	L	10-15
	N	W	12-9
1994	N	W	11-6
	A	W	22-11
	H	W	8-7
1995	H	W	11-10
	A	W	13-9
1996	H	W	11-7
	A	W	10-4
	N	W	11-7
1997	H	W	8-3
	A	W	7-6
	N	W	11-2
1998	N	W	9-8
	H	W	12-6
	A	W	13-9
1999	N	W	7-6
	H	L	6-12
	N	L	8-13
	A	W	9-8
	N	L	12-17
2000	A	L	12-13sd
	H	W	7-4
2001	H	W	15-12ot
	N	L	6-8
2002	N	W	10-6
	A	W	11-6
	H	L	6-8
	N	W	11-8
2003	N	W	11-9
	H	W	12-11

	A	W	11-10
	N	W	12-8
2004	A	L	8-9ot
	H	W	6-5
	N	L	8-9
2005	N	W	11-8
	H	W	11-4
	N	W	9-7
2006	A	W	12-9
	A	L	11-12
2007	N	W	8-7
	H	L	5-7
2008	N	W	13-10
	N	W	14-8
	N	L	11-15
	A	W	8-7
2009	H	W	8-7
	N	W	12-11ot
2010	N	L	10-11ot
	A	W	9-8
2011	A	W	11-9
	H	L	12-14ot
2012	N	W	10-8
	A	L	7-12
2013	N	L	6-9
	H	W	10-8
2014	N	L	4-11
	A	L	3-14
2015	H	L	10-11ot
	N	L	8-11
2016	A	L	4-7

PACIFIC
Overall: 56-28-1
Home: 22-6
Away: 22-8
Neutral: 12-14-1

1976	N	W	9-8
	N	W	10-5
1977	A	W	10-4
	N	T	5-5
1978	H	W	16-9
1979	A	W	18-9
1980	H	W	16-10
1981	H	W	7-5
	N	L	5-8
1982	A	L	7-13
1983	N	L	3-6
	H	W	10-9
	N	W	7-6
1984	N	W	11-8
	H	W	14-4
	A	W	10-7
1985	N	L	5-10
	H	W	9-5
	A	W	11-6
1986	H	W	10-6
	A	W	15-6
1987	A	W	12-9
	H	W	13-11
1988	A	W	11-7
	H	L	7-10
1989	A	W	10-7
	H	W	10-7
1990	A	W	11-6
	H	W	12-9
1991	A	L	11-12
	H	W	10-6
1992	H	W	13-7
	A	W	9-6
1993	H	L	5-7
	N	L	10-11
	A	L	8-11
1994	N	L	5-9
	N	L	3-9
	H	W	7-6
	A	W	10-8
	N	W	7-5
1995	A	W	13-4
	N	W	6-4
1996	H	L	4-6

	N	L	9-10ot
1997	A	W	10-7
1998	H	W	9-6
	A	W	12-10
1999	N	L	5-6
	A	L	7-10
	H	W	8-6
2000	A	W	5-3
	H	W	10-9
	A	L	4-6
2001	A	W	13-8
2002	N	W	8-6
	H	W	11-10ot
	A	L	8-9
2003	H	W	16-2
	A	W	12-0
2004	A	W	7-5
2005	H	W	14-9
	N	L	8-9
2006	N	W	14-7
	A	W	9-8ot
2007	H	W	12-9
2008	A	W	9-4
2009	N	W	10-4
	H	W	12-6
	N	W	12-9
2010	N	L	8-13
	A	L	5-7
	N	L	5-13
2011	A	W	14-11
	N	L	9-11ot
	H	W	11-10ot
2012	N	W	11-7
	A	W	9-6
	N	L	7-10
2013	N	L	6-21
	H	L	7-15
2014	A	L	7-11
2015	H	L	11-16
2016	H	L	8-9ot
	N	W	6-5

SAN JOSE STATE
Overall: 11-3
Home: 3-1
Away: 4-0
Neutral: 4-2

1975	N	L	6-8
	H	L	10-11
1976	A	W	21-6
	N	W	16-8
1977	H	W	14-4
1978	A	W	18-7
	N	W	13-12
1979	H	W	13-6
	N	W	8-4
1980	A	W	22-7
	N	W	26-0
2015	H	W	14-8
	N	L	14-17
2016	A	W	15-7

UC IRVINE
Overall: 50-66-1
Home: 20-14
Away: 14-25-1
Neutral: 16-27

1975	A	L	6-15
1976	H	L	7-9
1977	H	L	8-15
	A	L	9-14
	N	W	12-11
1978	H	L	9-11
	N	L	7-9
	N	L	8-12
1979	A	W	5-0
	N	W	5-0
1980	N	L	8-9
	H	W	10-9ot

	N	L	9-13
	N	L	8-10
1981	A	L	5-13
1982	H	L	8-14
	N	L	8-11
1983	A	L	4-5
	N	L	5-16
1984	A	T	7-7
	H	W	11-10ot
	A	W	13-6
1985	H	L	6-7
	A	L	5-10
1986	A	L	9-11
	H	W	12-11
	A	L	9-11
1987	A	L	10-11ot
	H	W	7-6
1988	A	L	6-11
	H	L	7-16
1989	N	L	12-15
	H	W	8-6
	A	L	9-10
1990	A	W	10-9
	A	W	8-7
	N	W	12-11
	H	W	11-8
1991	A	L	9-10ot
	H	W	8-4
	N	W	11-10ot
	A	L	8-9
	N	W	9-7
1992	A	L	4-9
	N	L	6-9
	H	L	6-8
	N	L	8-11
1993	N	L	2-9
	N	L	4-9
	H	W	5-3
	A	L	9-11ot
1994	A	W	9-7
	H	W	11-10
1995	H	W	17-16ot
	A	W	9-8ot
1996	H	L	4-11
	N	L	3-6
1997	A	W	11-4
	H	W	8-3
1998	N	W	7-6
	A	L	6-8
	H	L	0-4
	N	W	6-5ot
1999	H	W	8-5
	N	L	7-8
	A	W	12-11ot
2000	A	W	7-6
	N	L	5-6
	H	L	6-12
2001	A	W	14-4
	H	W	10-7
	N	W	14-9
2002	N	L	7-8
	A	L	7-9
	N	L	9-10
	H	W	6-3
2003	H	W	11-6
	A	L	7-8
	N	W	11-10
2004	N	L	5-10
	H	W	6-5
	A	L	7-9
2005	A	W	7-4
	H	W	7-5
	A	L	5-6
2006	N	L	8-10
	A	L	8-9
	N	W	12-11ot
	H	L	5-7
2007	N	W	11-8
	A	L	7-8
2008	N	W	12-10

2009	H	W	12-9
	N	L	6-9
	A	W	11-9
	A	W	15-14ot
	N	L	8-14
2010	N	L	10-16
	H	L	9-12
	N	L	7-13
2011	N	L	12-15ot
	A	W	11-10
	N	L	4-5
2012	H	W	10-6
2013	N	W	8-6
	A	L	6-7
	A	L	10-13
2014	N	L	11-12ot
	H	L	9-11
	N	W	12-11ot
2015	N	L	9-12
	H	L	12-13
	A	L	11-12
2016	N	W	12-6
	H	W	8-7
	N	W	11-9

UC SANTA BARBARA
Overall: 60-46
Home: 25-16
Away: 18-12
Neutral: 17-17

1975	H	L	11-12
1976	H	L	11-14
	A	L	6-7
1977	H	W	14-13
1978	A	W	9-7
	H	L	6-10
	N	W	10-7
1979	H	L	10-12ot
	A	L	6-12
	N	L	4-17
1980	H	W	11-7
	A	W	12-3
	N	W	11-6
1981	A	L	7-9
	H	L	6-12
1982	N	W	16-11
	H	L	8-9
	A	L	11-14
1983	H	W	8-7
1984	A	W	13-8
	H	W	11-6
1985	H	L	8-9
	A	L	9-14
	H	L	7-16
1986	A	W	13-11
	H	W	13-8
1987	N	L	8-11
	A	L	5-12
	H	W	13-10
1988	H	L	7-11
	A	L	8-14
1989	N	W	17-9
	A	W	8-7
	H	W	15-9
1990	H	L	10-11ot
	A	L	5-8
	H	W	8-7
	N	L	11-14
1991	N	W	9-5
	A	W	12-8
	H	W	13-7
1992	H	W	8-6
	N	W	11-10
	A	W	8-7
1993	N	L	7-10
	A	L	7-8
	H	W	11-7
	N	L	10-13
1994	N	W	13-10

	N	W	10-4
	A	W	7-5
1995	N	W	5-4
	H	W	9-8
1996	N	W	11-3
	A		



RECORDS VS. OTHER OPPONENTS

AIR FORCE

Overall: 40-4
Home: 15-1
Away: 11-2
Neutral: 14-1

1975	A	W	7-6
1976	N	W	8-5
	A	W	8-5
1977	A	W	12-5
	H	W	12-9
1978	A	W	10-6
	A	W	17-9
1979	H	W	10-4
	A	W	14-11
1980	H	W	15-6
	A	W	15-9
1981	H	W	15-3
	A	L	10-11
1982	A	L	12-13
1983	N	W	7-5
	A	W	11-8
	A	W	12-7
	H	W	12-7
1984	H	W	17-5
1985	A	W	13-7
1987	H	W	15-8
1989	A	W	15-6
	H	W	15-7
1990	N	W	16-13
1991	H	W	8-4
1992	N	W	10-6
1993	H	W	11-4
1994	N	W	10-5
1995	H	W	14-10
1996	N	W	10-6
	N	L	5-10
	N	W	7-6
	H	L	7-8
1999	H	W	8-6
2000	N	W	14-2
2004	N	W	8-3
2005	N	W	12-3
2013	H	W	12-7
2014	N	W	15-7
	N	W	12-8
2015	N	W	10-5
	H	W	14-10
	N	W	16-6
2016	H	W	20-6

BROWN

Overall: 6-1
Home: 3-0
Away: 0-1
Neutral: 3-0

1978	H	W	20-6
1981	H	W	13-4
1984	H	W	17-14ot
1986	A	L	9-10
1990	N	W	12-6
	N	W	13-6
2007	N	W	17-4

BUCKNELL

Overall: 6-0
Home: 1-0
Neutral: 5-0

1978	N	W	10-9
1986	N	W	16-8
1991	N	W	18-5
2006	H	W	11-8
2007	N	W	10-8
2011	N	W	16-7

CALIFORNIA

Overall: 14-57-1
Home: 5-8
Away: 4-18
Neutral: 5-31-1

1975	N	L	4-11
------	---	---	------

1976	N	L	4-5
1977	A	L	6-8
	N	L	10-11
1978	N	L	10-14
1980	N	L	5-9
	N	L	8-9
1981	N	L	8-15
1982	N	L	6-12
1983	H	W	5-3
1984	N	T	10-10
	A	W	8-6
	N	L	5-10
1985	N	L	6-14
1986	N	L	9-11
1987	N	L	10-13
	A	L	7-10
1988	N	L	7-14
1989	N	L	11-12
	N	L	9-10
1990	A	W	12-11
1991	N	L	4-9
	N	L	6-8
1992	N	L	7-10
	N	L	7-9
1993	A	L	5-12
	A	L	4-12
1994	N	L	9-11ot
	A	L	9-14
	N	L	14-15
1995	H	L	5-7
	A	L	7-10
1996	A	L	8-13
1997	N	W	8-6
	H	W	6-4
	N	W	9-6
	N	L	5-7
1998	N	L	5-10
	A	L	7-8
1999	H	W	10-4
2000	N	L	9-12
	A	L	7-6
2001	N	W	7-5
	H	W	6-5
2002	A	L	6-8
	A	W	8-5
	N	L	8-9
2003	N	W	9-8
	H	L	7-8
2004	A	L	8-10
	N	W	4-3
2005	A	W	8-6
	H	L	6-7
2006	N	L	6-14
	A	L	12-17
2007	A	L	4-6
2008	H	W	7-5
	H	L	6-8ot
2009	A	L	7-13
2010	A	L	6-14
	H	L	7-18
	N	L	5-13
2011	N	L	7-8
	A	L	8-11
2012	N	L	9-12
	H	L	9-12
	N	L	9-11
2013	A	L	6-11
2014	H	L	6-15
	N	L	7-14
2015	A	L	3-26
2016	H	L	7-12

CALIFORNIA BAPTIST

Overall: 6-0
Home: 1-0
Neutral: 5-0

2001	N	W	9-4
2003	N	W	15-7

2004	N	W	10-9
2007	N	W	16-9
	N	W	10-6
	H	W	13-9

CAL LUTHERAN

Overall: 2-0
Neutral: 2-0

2007	N	W	14-7
2009	N	W	16-3

CHAPMAN

Overall: 2-0
Neutral: 2-0

2007	N	W	17-2
2016	N	W	24-3

CLAREMONT-MUDD-SCRIPPS

Overall: 21-0
Home: 10-0
Away: 1-0
Neutral: 10-0

1976	H	W	24-11
1983	N	W	8-4
	H	W	10-1
1985	H	W	8-4
1986	H	W	13-7
1987	H	W	18-12
1997	H	W	14-3
	N	W	9-6
2003	H	W	16-4
2004	A	W	8-2
2006	N	W	15-5
2007	N	W	15-7
2008	H	W	19-1
2010	H	W	14-4
2011	N	W	18-6
2012	N	W	13-5
2013	N	W	14-8
2014	H	W	13-6
2015	N	W	20-7
2016	N	W	15-8
	N	W	26-4

CONCORDIA

Overall: 9-0
Home: 7-0
Neutral: 2-0

2007	H	W	9-8
2008	H	W	14-6
2009	H	W	14-11
2010	N	W	9-4
2012	H	W	12-6
2013	H	W	12-11
2014	N	W	10-9
	H	W	11-5
2015	H	W	15-8

FRESNO PACIFIC

Overall: 1-0
Home: 1-0

2010	H	W	21-4
------	---	---	------

HARVARD

Overall: 4-0
Home: 1-0
Neutral: 3-0

1986	N	W	21-3
2004	N	W	13-7
2008	H	W	11-2
2011	N	W	20-2

IONA

Overall: 6-0
Home: 4-0
Neutral: 2-0

1984	H	W	17-3
------	---	---	------

1987	H	W	15-9
1988	H	W	14-10
1989	H	W	19-5
1990	N	W	12-6
1992	N	W	20-3

LA VERNE

Overall: 3-0
Away: 1-0
Neutral: 2-0

2012	N	W	20-7
2013	N	W	26-4
2016	A	W	18-4

LOYOLA MARYMOUNT

Overall: 38-8
Home: 23-2
Away: 7-4
Neutral: 8-2

1975	A	W	9-5
	H	W	11-7
	H	W	14-4
1980	H	W	19-2
1981	H	W	22-2
1982	H	W	15-5
1983	H	W	20-0
1984	H	W	9-5
1985	H	W	20-4
1988	H	W	16-3
	H	W	15-4
1989	H	W	19-6
1999	N	W	10-6
	H	W	12-6
2000	H	W	13-2
2001	A	W	9-5
	H	W	9-5
2002	A	L	6-7sd
	H	W	7-6sd
2003	A	W	9-2
	H	W	7-6
2004	A	L	9-12
	N	L	5-6
	H	W	7-3
2005	N	W	10-4
	H	W	8-6
2006	A	L	7-9
	N	W	15-6
	H	W	8-7
2007	N	W	10-4
	H	W	11-9
	N	W	12-8
2008	A	W	8-7
	H	W	11-5
2009	N	L	5-9
	N	W	9-7
2010	H	L	6-7
	N	W	8-7
2011	A	W	11-7
2012	H	W	8-7
	N	W	12-7
2013	A	L	9-10
2014	H	L	12-15
2015	A	W	11-10
2016	A	W	11-6
	H	W	7-6

NAVY

Overall: 12-1
Home: 5-1
Neutral: 7-0

1985	H	W	9-4
1986	H	W	12-9
	N	W	12-3
1987	H	W	10-8
	N	W	16-8
1988	H	L	9-11
1989	H	W	13-5
1992	N	W	18-9
1994	N	W	13-10

1998	N	W	11-6
1999	N	W	12-6
2005	N	W	9-6
2015	H	W	14-9

OCCIDENTAL

Overall: 12-0
Home: 10-0
Neutral: 2-0

1976	H	W	13-7
1977	H	W	14-9
1978	H	W	15-8
1979	H	W	18-5
	H	W	17-9
1980	H	W	forfeit
	H	W	10-6
	H	W	18-7
1982	H	W	17-7
1997	H	W	31-5
2007	N	W	17-5
2010	N	W	20-4

PRINCETON

Overall: 1-0
Neutral: 1-0

2006	N	W	14-8
------	---	---	------

POMONA-PITZER

Overall: 10-0
Home: 3-0
Away: 1-0
Neutral: 6-0

1983	H	W	5-0
1987	N	W	18-6
2004	N	W	12-3
2006	H	W	11-6
2007	A	W	17-2
2008	N	W	22-10
2010	N	W	12-4
2011	N	W	15-4
2013	N	W	13-4
2015	H	W	15-7

REDLANDS

Overall: 6-0
Home: 1-0
Away: 1-0
Neutral: 4-0

2006	N	W	12-6
2007	N	W	12-5
2008	H	W	14-2
2010	N	W	12-4
2016	N	W	13-3
	A	W	18-4

SANTA CLARA

Overall: 9-1
Home: 2-0
Away: 3-0
Neutral: 4-1

1975	A	W	16-3
1982	A	W	17-8
1984	H	W	16-9
1995	N	W	20-5
1997	H	W	11-2
	N	W	14-6
2004	N	W	16-6
2010	N	L	10-12
2011	A	W	12-6
2014	N	W	12-10
	A	L	15-16
2015	N	W	13-5

ST. FRANCIS

Overall: 0-1
Neutral: 0-1

2004	N	L	8-9
------	---	---	-----

STANFORD

Overall: 12-78
Home: 4-16
Away: 2-27
Neutral: 6-35

1975	A	L	1-12
1976	H	L	10-19
1977	A	L	

RECORDS VS. OTHER OPPONENTS

2009	A	L	9-15
	N	L	3-13
	A	L	5-13
2010	H	L	6-15
2011	N	L	6-7
	A	L	5-9
2012	N	L	8-13
	H	L	6-11
2013	A	L	3-11
2014	H	L	4-13
	N	L	4-13
2015	A	L	11-21
2016	N	L	9-11
	H	L	5-9

UC DAVIS
Overall: 26-3
Home: 1-0
Away: 4-1
Neutral: 21-2

1976	N	W	8-5
1978	N	W	7-2
1979	N	W	7-1
1980	N	W	9-4
1984	N	W	13-7
1989	N	W	11-3
1990	N	W	12-3
1993	N	W	23-12
	N	W	11-4
1997	N	W	13-8
2003	N	W	11-4
2004	N	W	8-5
2005	N	W	11-8
2006	N	L	9-10
	H	W	9-7
2007	N	W	13-6
	N	W	13-5
2008	N	W	13-5
	N	W	15-7
	A	W	14-9
2009	A	W	10-6
2010	A	W	7-5ot
2011	N	W	14-10
2012	A	W	19-9
2013	N	W	10-8
2014	N	W	10-9
2015	N	L	7-9
	N	W	12-11
2016	A	L	9-10

UC SAN DIEGO
Overall: 45-7-1
Home: 17-2
Away: 11-3
Neutral: 17-2-1

1975	N	W	8-4
	H	W	18-6
	N	W	14-11
1976	H	W	15-7
1977	A	W	22-13
1980	H	W	17-5
1981	N	T	6-6
1982	H	W	10-5
1983	H	W	12-4
	N	W	5-2
	A	W	7-2
1984	N	W	8-5
	H	W	14-9
1985	H	L	10-11ot
	N	W	9-5
1986	H	W	14-7
	N	W	16-4
1987	H	W	9-7
	A	L	10-11ot
1988	H	L	10-11
1989	N	W	15-7
	A	W	12-9ot
1990	N	W	8-6
	H	W	15-11
1991	A	W	11-9

1992	H	W	14-9
	N	W	9-8
	N	W	13-6
1994	N	W	10-6
	A	W	17-16
1995	H	W	8-7
1996	A	W	13-12
1997	H	W	11-4
	N	W	13-5
1998	A	W	12-3
1999	H	W	9-7ot
2000	N	W	7-5
	A	L	3-8
	N	W	10-5
2001	H	W	11-8
2002	N	W	11-8
	A	W	5-4
2003	H	W	9-4
2004	N	W	10-9
	A	W	7-5
2005	A	W	11-8
	N	L	9-10
	N	W	12-7
	H	W	11-9
2006	A	L	11-12
2007	H	W	22-8
2009	A	W	12-10
2010	N	L	7-8

UCLA
Overall: 31-74-1
Home: 14-23
Away: 7-18
Neutral: 10-33-1

1975	A	L	9-15
1976	H	L	8-14
1977	H	W	12-10
	N	L	8-12
	A	W	11-8
1978	H	W	9-8
	N	W	5-4
	H	W	11-8ot
1979	H	L	5-10
	A	L	5-10
1980	H	W	12-8
	N	W	9-5
	N	T	7-7
	H	W	10-6
1981	H	L	3-12
	N	L	8-14
	A	L	4-10
1982	H	L	11-13
	H	L	5-9
	N	L	3-14
1983	H	L	5-6
	N	L	6-7
	A	W	10-5
1984	H	W	11-6
	N	L	8-9
	H	W	14-10
	N	W	12-11
1985	N	L	6-10
	A	L	5-11
1986	H	L	6-9
	N	L	6-12
	A	L	11-13
	N	L	11-12
1987	H	W	9-8
	N	L	4-12
	H	L	5-8
	N	L	8-9
	N	L	7-11
1988	H	L	6-15
	A	L	6-17
	N	L	7-13
1989	H	W	14-13ot
	H	L	4-9
1990	H	L	3-13
	N	L	4-10
	A	W	11-10ot
	N	L	9-10

1991	H	W	8-7
	H	W	7-4
	N	L	5-6
1992	H	L	6-7ot
	N	W	9-5
	A	W	8-7ot
1993	H	L	6-10
	N	W	12-10
1994	N	L	9-10
	A	W	10-9ot
	N	L	7-8ot
1995	N	W	10-8ot
	N	W	6-5
	H	L	4-7
1996	N	L	5-16
	N	L	8-9
	A	L	6-12
	N	L	8-9
1997	H	W	8-5
1998	A	L	4-5
	N	W	7-6
1999	N	L	3-7
	H	L	6-13
2000	A	L	6-13
	N	L	3-10
	N	L	4-9
2001	H	L	7-8
2002	A	W	7-6sd
	N	W	7-6
	H	W	7-4
2003	N	W	9-6
	A	L	6-7ot
	N	L	5-7
2004	N	L	4-11
	H	L	6-7
2005	H	L	5-7
	N	L	7-8
	A	L	5-7
2006	H	L	5-18
2007	N	L	5-7ot
	N	L	6-11
	A	W	7-6ot
2008	N	L	3-8
	H	W	9-5
2009	H	L	6-9
	N	L	5-8
2010	A	L	8-13
2011	A	L	7-11
	H	L	6-9
	A	L	4-5ot
2012	N	L	7-14
	A	L	7-12
2013	A	L	7-8
	H	L	8-10
2014	A	L	7-15
2015	N	L	6-12
	H	L	8-18
2016	A	L	3-9
	N	L	5-11

UMASS
Overall: 2-0
Home: 1-0
Neutral: 1-0

1998	N	W	12-6
2000	H	W	10-7

USC
Overall: 21-64-2
Home: 5-18
Away: 5-22
Neutral: 11-24-2

1976	A	W	14-8
1977	N	L	5-9
	H	W	13-7
1978	N	L	6-7
	A	L	14-15ot
1979	N	L	6-11
	A	L	6-10
1980	N	L	4-5

	N	T	6-6
	H	L	9-10ot
	N	W	9-8
1981	H	L	6-10
	N	L	9-11
1982	N	L	10-11
	H	L	12-14
1983	A	L	8-10
1984	N	W	9-8
	N	T	11-11
	H	L	9-10ot
	N	L	10-13
1985	A	L	10-11
	N	W	11-8
1986	H	W	12-9
	N	W	10-9
1987	N	L	4-10
	N	W	16-13
	A	L	8-13
1988	N	L	13-16
	H	L	10-15
1989	N	L	10-12
	H	W	12-5
1990	N	L	11-12
	A	W	9-7
1991	N	W	10-8
	N	L	4-9
	A	W	9-5
1992	N	W	6-5ot
	N	L	10-11
	H	L	7-8sd
1993	A	L	7-10
1994	H	L	7-10
1995	A	L	6-7
	N	L	6-8
	A	L	4-11
	H	W	8-7ot
	N	L	6-7
1996	H	L	5-16
	A	L	2-9
	N	L	9-12
1997	A	W	8-7
	A	W	12-10
	N	L	9-10
	N	W	8-7ot
1998	H	L	5-11
	N	L	4-10
1999	H	L	7-11
	A	L	2-12
	N	L	3-15
2000	H	L	3-7
	N	W	5-4
2001	A	L	8-9sd
	N	W	9-8ot
	N	L	6-10
2002	A	L	7-12
	H	L	6-7
2003	N	L	7-9
	N	W	9-7
	A	L	6-10
2004	A	L	4-10
	H	L	6-9
2005	H	W	5-4
	A	L	4-10
2006	A	L	7-14
	H	L	4-15
2007	A	L	4-10
2008	N	L	6-7ot
	H	L	5-14
	H	L	2-3
2009	A	L	8-14
2010	H	L	4-13
	A	L	6-7
2011	A	L	8-14
2012	N	L	4-9
	H	L	5-16
2013	N	L	4-9
	A	L	3-13
2014	H	L	5-21
2015	A	L	2-8
2016	A	L	4-15

WHITTIER
Overall: 3-0
Home: 1-0
Away: 1-0
Neutral: 1-0

2005	H	W	17-13
2007	N	W	15-3
2014	A	W	9-8

RALEIGH RUNNELS MEMORIAL POOL



Site of the 1984 Olympic water polo competition, Pepperdine's Raleigh Runnels Memorial Pool is recognized as a sparkling blue jewel carved amidst the rugged Santa Monica Mountains. The Pepperdine facility has gained prominence and fame as one of the premier aquatic centers, located on one of the most picturesque campuses in the world.

Raleigh Runnels Memorial Pool also served as the host facility for the 2000 NCAA Championships, the 2008 MPSF Championships and the 1983 FINA Cup.

The U.S. National Water Polo team has trained extensively at the Malibu-based pool, which is a popular spot for faculty, staff, students and local residents.

Versatility is another key characteristic of the facility. In addition to water polo, Raleigh Runnels Memorial Pool has been the site of several distinguished swimming competitions.

Named in memory of Raleigh Neal Runnels, son of Pepperdine Chancellor Dr. Charles Runnels and a cancer victim at age 17, the pool was dedicated on April 18, 1976. The facility was primarily funded through the generosity of Mrs. Frank Rogers Seaver and Morris B. Pendleton.

Opened for use in 1975, the pool was designed and built by Nader Construction. It contains approximately 700,000 gallons of water, ranges from three to 16 feet in depth and is equipped with one- and three-meter diving boards. The estimated construction cost was \$450,000. Raleigh Runnels Memorial Pool was renovated in the spring of 1997 with an improved filtering system.

Pepperdine's all-time 42-year record in water polo games played at Raleigh Runnels Memorial Pool stands at 282-124 (.695). The Waves have posted a winning record at home in 30 of 42 seasons, including a perfect 10-0 record during the national championship season of 1997.

ALL-TIME RECORD AT RALEIGH RUNNELS MEMORIAL POOL

YEAR	W	L	PCT.
1975	5	3	.625
1976	7	4	.636
1977	10	1	.909
1978	10	4	.714
1979	7	3	.700
1980	15	2	.882
1981	9	4	.692
1982	7	6	.538
1983	13	2	.867
1984	18	1	.947
1985	7	6	.538
1986	11	2	.846
1987	12	1	.923
1988	6	9	.400
1989	11	1	.917
1990	6	2	.750
1991	8	0	1.000
1992	5	3	.625
1993	4	3	.571
1994	3	2	.600
1995	6	2	.750
1996	2	5	.286
1997	10	0	1.000
1998	3	3	.500
1999	7	3	.700
2000	5	3	.625
2001	6	1	.857
2002	5	2	.714
2003	8	1	.889
2004	3	3	.500
2005	8	2	.800
2006	4	5	.444
2007	6	1	.857
2008	11	4	.733
2009	4	1	.800
2010	2	5	.286
2011	1	3	.250
2012	3	3	.500
2013	3	3	.500
2014	3	5	.375
2015	5	6	.455
2016	3	4	.429
42 Yrs	282	124	.695





The logo features the word "PEPPERDINE" in a large, bold, italicized serif font with a white outline and a blue shadow. Below it, the words "WATER POLO" are written in a smaller, bold, italicized sans-serif font with a white outline and a blue shadow. The text is set against a background of three thick, curved orange lines that sweep across the top of the image.

PEPPERDINE
WATER POLO

