

2016-17 RECORD BOOK | WWW.PEPPERDINEWAVES.COM



P
TENNIS



TABLE OF CONTENTS

Pepperdine History	3
Yearly Results	4-6
Coaching Records	6
2006 NCAA Champions	7
2012 NCAA Semifinalists	8
Honors & Awards	9-13
Individual Records	14
All-Time Roster	15-17
NCAA Tournament Results	18-19
NCAA Singles Championship Results	20-22
NCAA Doubles Championship Results	23-24
Yearly Match Results	25-29
Record vs. Opponents	30-34
Ralphs-Straus Tennis Center	35

QUICK FACTS

Location	Malibu, Calif. 90263
Founded	1937 (Malibu Campus 1972)
Enrollment	8,000 (3,000 undergraduate)
Nickname	Waves
Colors	Blue and Orange
Conference	West Coast
Home Court	Ralphs-Straus Tennis Center
capacity	2,000
President	Andrew K. Benton
Athletic Director	Dr. Steve Potts
Athletic Department phone	(310) 506-4150
Ticket Office phone	(866) WAVE-TIX

MEN'S TENNIS

Head Coach	Marcelo Ferreira (third season)
phone	(310) 506-7544
e-mail	marcelo.ferreira@pepperdine.edu
Pepperdine record	32-21 (two seasons)
overall record	32-21 (two seasons)

All-Time Record (since 1958)	1144-405*
NCAA Championships Appearances	38*
last appearance	2015, Second Round
national championships	1 (2006)
WCC Championships	43*
last championship	2013

ATHLETIC COMMUNICATIONS

Director	Roger Horne
office phone	(310) 506-4455
e-mail	roger.horne@pepperdine.edu
Assistant SID	Jacob Breems
office phone	(310) 506-4333
e-mail	jacob.breems@pepperdine.edu
Assistant SID (MTEN Contact)	Sarah Otteman
office phone	(310) 506-4160
e-mail	Sarah.Otteman@pepperdine.edu

Address	24255 Pacific Coast Highway
.....	Malibu, Calif. 90263
Fax	(310) 506-7459
Website	www.PepperdineWaves.com
Facebook	Pepperdine Athletics
.....	Pepperdine Men's Tennis
Twitter	@PepperdineWaves
.....	@PeppTennis
Instagram	PepperdineWaves

PEPPERDINE HISTORY

The Pepperdine men's tennis program has been a dominating entity in the West Coast Conference, and reached the pinnacle of its sport by capturing the 2006 NCAA championship.

The Waves rolled to 20* consecutive WCC Tournament titles between 1991 and 2010 and 43* overall since 1958, while none of their competitors have won more than five league crowns. All-time, the program has won more than 74 percent of its matches, posting a 1,144-405* record since statistics were first kept in 1958.

Pepperdine's distinguished tennis history began in the 1940s, and the Waves found early success when the program won the 1952 NAIA Championships. After the program was elevated to NCAA Division I status in 1966, Pepperdine's national prominence began. Under the tutelage of Allen Fox, the Waves became a household name in collegiate tennis in the 1980s. In 1982, Fox led Pepperdine to its first NCAA championship match. Four years later, Fox again led Pepperdine to the title match.

The third time was the charm for the Waves in 2006. Under head coach Adam Steinberg, the Waves reached the NCAA final and broke through for its first national championship in men's tennis with a 4-2 victory over top-ranked and previously unbeaten Georgia in Palo Alto, Calif.

The Waves have made 38* appearances at the NCAA Championships since 1974, and have only been absent from the tournament on five occasions.

The Waves have had success in the NCAA singles and doubles tournament as well. Robbie Weiss won the singles title in 1988 while Kelly Jones was part of both of Pepperdine's NCAA doubles titles (1984 with Jerome Jones and 1985 with Carlos DiLaura).

Since 1945, the Waves have had 83 All-American selections. Since 1998, when the award was created, a Pepperdine student-athlete has been named the WCC's Player of the Year in 16 of those 19 seasons.

Over the years, the school has produced many remarkably talented players who have moved on to professional careers as players and coaches.

Brad Gilbert is one of Pepperdine's most famous tennis products. A 1982 All-American who reached the NCAA singles final, he won 20 major tournaments as a professional and was ranked as high as #4 in the world in 1990.

He won a silver medal at the 1998 Olympics in singles play. As a coach, Gilbert is known as one of the best, guiding both Andre Agassi and Andy Roddick to Grand Slam titles.

A three-time All-American, Glenn Michibata spent 10 years playing as a professional and climbed as high as No. 48 in 1986. He then served as head men's tennis coach at Princeton for 12 years before resigning after the 2012 season.

After his playing days, Weiss turned pro and was a top 100 player. Kelly Jones achieved the world's #1 ranking in doubles with Rick Leach in 1992 and was a finalist in three Grand Slam doubles events.

Four-time All-American Simon Aspin played professionally from 1998 until his retirement in 2011. He won 12 career titles in doubles, including the 2007 U.S. Open, and finished his career with a 348-303 record. He captured a silver medal at the 2008 Olympics for his native Sweden.

Robert Lindstedt, who played for the Waves during the 1998 season, reached the doubles final at Wimbledon for three consecutive years from 2010-2012 and was crowned a Grand Slam champion at the 2014 Australian Open. He represented his home country of Sweden in the 2012 Olympics in London, where he reached the second round of the men's doubles tournament. He has ranked as high as #3 (2013) in the ATP doubles rankings. He is still active on the ATP Tour.

In addition to Gilbert, Aspin and Lindstedt, other Pepperdine tennis Olympians include DiLaura (Peru/1984), Martin Laurendeau (Canada/1988), Kelly Jones (USA/1984), Michibata (Canada/1988), Agustin Moreno (Mexico/1988) and Andrew Sznajder (Canada/1992).



2006 NCAA CHAMPIONS

*See Page 6


YEARLY RESULTS

YEAR	COACH	W	L	PCT	H	A	N	WCC TOURN. FINISH	WCC REG. SEASON	ITA RANKING	NCAA FINISH
1958	Hubert Derrick	11	2	.846	—	—	—	1st	—	—	—
1959	Hubert Derrick	17	4	.810	—	—	—	2nd	—	—	—
1960	Hubert Derrick	10	3	.769	—	—	—	2nd	—	—	—
1961	Hubert Derrick	10	6	.625	—	—	—	2nd	—	—	—
1962	Hubert Derrick	15	3	.833	—	—	—	1st	—	—	—
1963	Hubert Derrick	20	2	.909	—	—	—	1st	—	—	—
1964	Hubert Derrick	17	3	.850	—	—	—	2nd	—	—	—
1965	Ron Pelton	8	7	.533	—	—	—	2nd	—	—	—
1966	Howard Johnson	13	12	.520	—	—	—	2nd	—	—	—
1967	John McClung	12	10	.545	—	—	—	2nd	—	—	—
1968	John McClung	12	13	.480	—	—	—	2nd	—	—	—
1969	John McClung	22	2	.917	—	—	—	1st	—	—	—
1970	John McClung	18	3	.857	—	—	—	1st	—	—	—
1971	John Lovelace	9	11	.450	—	—	—	2nd	—	—	—
1972	Clark Rex	21	8	.724	—	—	—	2nd	—	—	—
1973	John McClung	11	8	.579	—	—	—	1st	—	—	—
1974	Larry Riggs	25	4	.862	—	—	—	1st	—	#12	T-13th
1975	Larry Riggs	22	9	.710	—	—	—	1st	—	#9	9th
1976	Larry Riggs	22	8	.733	14-2	8-6	0-0	1st	—	#8	8th
1977	Larry Riggs	6	14	.300	5-3	1-11	0-0	1st	—	#13	—
1978	Allen Fox	19	9	.679	11-5	5-3	3-1	1st	—	#7	Quarterfinals
1979	Allen Fox	20	8	.714	16-2	2-4	2-2	1st	—	#5	Quarterfinals
1980	Allen Fox	22	7	.759	16-2	2-2	4-3	1st	—	#4	4th
1981	Allen Fox	19	4	.826	15-1	3-3	1-0	1st	—	#5	Quarterfinals
1982	Allen Fox	23	5	.821	14-0	2-2	7-3	1st	—	#2	2nd

**Derrick began coaching in 1938, however, records prior to 1958 are unavailable*



HUBERT DERRICK



ALLEN FOX



JOHN McCLUNG



LARRY RIGGS



ALLEN FOX CHEERS AMONGST STUDENTS IN 1985

YEARLY RESULTS

YEAR	COACH	W	L	PCT	H	A	N	WCC TOURN. FINISH	WCC REG. SEASON	ITA RANKING	NCAA FINISH
1983	Allen Fox	17	5	.773	9-1	2-1	6-3	1st	—	#4	4th
1984	Allen Fox	29	5	.853	18-2	5-2	6-1	1st	—	#3	3rd
1985	Allen Fox	30	7	.811	20-2	2-3	8-2	1st	—	#6	Quarterfinals
1986	Allen Fox	22	8	.733	11-2	4-2	7-4	1st	—	#2	2nd
1987	Allen Fox	20	6	.769	13-2	2-2	5-2	1st	—	#7	Quarterfinals
1988	Allen Fox	25	5	.833	16-1	3-1	6-3	1st	—	#5	Quarterfinals
1989	Allen Fox/Richard Gallien	13	13	.500	10-6	0-4	3-3	2nd	—	#17	—
1990	Allen Fox/Richard Gallien	24	6	.800	14-2	1-2	9-2	2nd	—	#8	Round of 16
1991	Allen Fox	22	3	.880	14-0	2-1	6-2	1st	—	#7	Round of 16
1992	Eliot Teltscher	16	7	.696	10-1	3-4	3-2	1st	—	#11	Round of 16
1993	Allen Fox	17	7	.708	12-2	3-1	2-4	1st	—	#16	Round of 16
1994	Allen Fox	19	7	.731	15-0	2-4	2-3	1st	—	#10	Regionals
1995	Allen Fox	27	3	.900	16-0	3-1	8-2	1st	—	#5	Quarterfinals
1996	Glenn Bassett	22	7	.759	13-2	4-2	5-3	1st	—	#9	Round of 16
1997	Chuck Willenborg	22	7	.759	18-3	3-2	1-2	1st	—	#12	Regionals
1998	Peter Smith	27	6	.818	20-0	4-4	3-2	1st	—	#9	Quarterfinals
1999	Peter Smith	23	8	.742	15-5	3-2	5-1	1st	—	#20	Second Round
2000	Peter Smith	24	3	.889	14-1	6-2	4-0	1st	—	#11	Second Round
2001	Peter Smith	19	8	.704	13-0	2-5	4-3	1st	—	#18	Round of 16
2002	Peter Smith	25	6	.806	15-1	3-3	7-2	1st	—	#5	Quarterfinals



GLENN BASSETT



PETER SMITH



CLARK REX



ADAM STEINBERG



YEARLY RESULTS

YEAR	COACH	W	L	PCT	H	A	N	WCC TOURN. FINISH	WCC REG. SEASON	ITA RANKING	NCAA FINISH
2003	Adam Steinberg	17	11	.607	9-6	4-4	4-1	1st	—	#26	Second Round
2004	Adam Steinberg	19	9	.679	13-2	2-6	4-1	1st	—	#27	Second Round
2005	Adam Steinberg	24	3	.889	17-0	5-2	2-1	1st	—	#8	Quarterfinals
2006	Adam Steinberg	36	2	.947	21-0	4-1	11-1	1st	—	#1	CHAMPIONS
2007	Adam Steinberg	23	8	.742	14-0	4-6	5-2	1st	—	#20	Second Round
2008*	Adam Steinberg	20*	7*	.741*	15-1*	3-5*	2-1*	1st*	—	#12	Round of 16*
2009*	Adam Steinberg	20*	10*	.667*	10-4*	4-4*	6-2*	1st*	—	#18	Second Round*
2010*	Adam Steinberg	17*	11*	.607*	11-3*	1-8*	5-0*	1st*	—	#21	Second Round*
2011*	Adam Steinberg	18*	5*	.783*	12-3*	2-2*	4-0*	—	—	#15	—
2012	Adam Steinberg	27	7	.794	13-1	9-3	5-3	1st	1st	#6	Semifinals
2013	Adam Steinberg	27	6	.818	12-2	9-1	6-3	1st	1st	#8	Quarterfinals
2014	Adam Steinberg	17	13	.567	10-5	6-3	1-5	2nd	2nd	#47	—
2015	Marcelo Ferreira	18	10	.643	8-5	4-4	6-1	2nd	2nd	#36	Second Round
2016	Marcelo Ferreira	14	11	.560	7-2	3-6	4-3	2nd	3rd	#53	—
Totals		1,144*	405*	.739*	549-82*	140-134*	182-79*				

(Note: Pepperdine's program started in the 1940s and Hubert Derrick was the first coach. However, records from pre-1958 are not available. Home, away and neutral court match records are since 1976. 2012 marked the first season Pepperdine played every WCC program during the regular season prior to the conference tournament.)

COACHING RECORDS

Coach	Year(s)	Record	Win Pct.
Allen Fox	1978-91, 1993-95	368-108	.773
Adam Steinberg	2003-2014	265-92*	.742
Peter Smith	1998-02	118-31	.792
Hubert Derrick	1958-64	100-23	.813
Larry Riggs	1974-77	75-35	.685
John McClung	1967-70, 1973	75-36	.676
Marcelo Ferreira	2015-16	32-21	.604
Glenn Bassett	1996	22-7	.757
Chuck Willenborg	1997	22-7	.757
Clark Rex	1972	21-8	.724
Eliot Teltscher	1992	16-7	.696
Howard Johnson	1966	13-12	.520
John Lovelace	1971	9-11	.450
Ron Pelton	1965	8-7	.533



*Pepperdine later vacated all wins (75), postseason losses (3), West Coast Conference Tournament championships (3) and NCAA Tournament appearances (3) accrued during the 2008, '09, '10 and '11 seasons due to self-reported NCAA violations. Records marked with an asterisk do not reflect this. Pepperdine's official NCAA all-time record prior to the 2016-17 season is 1,069-402, while Adam Steinberg's official NCAA record at Pepperdine was 190-89. The Waves have officially won 40 WCC Tournament titles and made 35 NCAA appearances. Official season records are as follows: 2008, 0-6; 2009, 0-9; 2010, 0-10; 2011, 0-5.

2006 NCAA CHAMPIONS

The Pepperdine men's tennis program reached the pinnacle of its sport in 2006, as the Waves swept aside Montana State (first round), TCU (second round), Florida (Sweet 16) and UCLA (quarterfinals).

The Waves had lost their only two matches of the regular season to Texas and Georgia. In the semifinals, the Waves beat the Longhorns, 4-1, and in the championship, Pepperdine upset the top-ranked and previously unbeaten Bulldogs, 4-2.

Head coach Adam Steinberg's squad led the Waves to an incredible 36-2 season, which marks the most wins ever accumulated by a national championship team.

Pedro Rico, Ivor Lovrak, Andre Begemann and Omar Altmann were named to the All-Tournament Team in singles, while all three of Pepperdine's doubles teams earned the honor. Lovrak was named the tournament's Most Outstanding Performer.

In 2011, the team was enshrined into the Pepperdine Athletics Hall of Fame.



2005-06 ROSTER

Name	Year	Hometown (Last School)
Troy Aiken	Fr.	West Hills, Calif. (El Camino Real HS)
Omar Altmann	Fr.	Cairo, Egypt (Deutsche Evangelische)
Andre Begemann	So.	Blomberg, Germany (College of Santa Fe)
Kevin Borzenski	Sr.	Lansing, Mich. (Lansing Catholic Central HS)
Scott Doerner	Sr.	Melbourne, Australia (Haileybury College)
Oliver Hyams	RS-So.	Herfordshire, England (Aldenhall School)
Richard Johnson	Jr.	Grand Junction, Colo. (Fruita Monument HS)
Ivor Lovrak	Sr.	Zagreb, Croatia (Baylor Univ.)
Denis Reinert	Fr.	Waiblingen, Germany (Salier Gymnasium)
Pedro Rico	Sr.	Alicante, Spain (Ies Ifach Calpe)

Head Coach: Adam Steinberg

Assistant Coach: Per Nilsson

Volunteer Assistant Coach: Nick Carless

2006 RESULTS

Date	Opponent	Site	Result	Score	Date	Opponent	Site	Result	Score
1/17	Virginia	H	W	4-3	3/26	California	N	W	5-2
1/21	Saint Mary's	H	W	7-0	4/1	Harvard	H	W	4-3
1/21	San Francisco	H	W	7-0	4/2	Santa Clara	H	W	6-1
1/22	UC Irvine	H	W	6-1	4/5	Hawaii	H	W	6-0
1/26	Boise State	H	W	6-1	4/8	San Diego State	A	W	5-2
1/27	BYU	H	W	6-0	4/9	Fresno State	H	W	7-0
2/4	Cal Poly	H	W	6-1	4/14	Texas	A	L	2-5
2/4	Wisconsin	H	W	6-1	4/15	Texas A&M	A	W	4-3
2/8	Loyola Marymount	H	W	7-0	4/21	! Gonzaga	N	W	5-0
2/10	UCLA	A	W	4-3	4/22	! San Francisco	N	W	4-1
2/17	# Florida State	N	W	4-0	4/23	! San Diego	N	W	4-1
2/18	# Mississippi	N	W	4-2	5/13	\$ Montana State	H	W	4-0
2/19	# Duke	N	W	4-1	5/14	\$ TCU	H	W	4-0
2/20	# Georgia	N	L	0-4	5/20	^ Florida	N	W	4-0
3/2	Michigan	H	W	6-1	5/21	^ UCLA	N	W	4-1
3/8	Wake Forest	H	W	6-1	5/22	^ Texas	N	W	4-1
3/13	Baylor	H	W	4-3	5/23	^ Georgia	N	W	4-2
3/18	Pacific	H	W	6-1					
3/18	Princeton	H	W	6-1					
3/22	Washington	H	W	7-0					
3/25	TCU	A	W	4-0					

National Team Indoors (Seattle, Wash.)

! WCC Championships (Moraga, Calif.)

\$ NCAA First/Second Rounds (Malibu, Calif.)

^ NCAA Championships (Palo Alto, Calif.)

2012 NCAA SEMIFINALISTS

The Pepperdine men's tennis program had a banner year in 2012, setting a program record for consecutive wins in a season and pulling off the biggest upset of the NCAA Tournament.

The Waves suffered six early season losses -- all to teams ranked #13 or higher -- before topping #20 Tennessee on Feb. 19 to open a program-record 24-match win streak. Notable victories in the span included wins over #5 Duke, #8 Cal and #8 Stanford.

But perhaps the most thrilling of those wins was Pepperdine's final one of the 2012 season. After a 4-1 triumph over #20 Tulsa in the Round of 16 at the NCAA Tournament, the Waves were faced with #3-ranked and #2-seeded Georgia in the quarterfinals in front of a Bulldog crowd listed at over 3,100.

Hugh Clarke and David Sofaer clinched the doubles point vs. UGA after a thrilling come-from-behind 9-7 victory.

The excitement continued on into singles. Georgia put three wins on the board to take a 3-1 lead but Jenson Turner and Sebastian Fanselow both grinded out victories to knot the score at 3-all.

Alex Llompart and Sadio Doumbia both won a set in the deciding match, and were deadlocked 2-2 in the third when Llompart earned the only break of the frame. The senior captain held serve to win 6-4 to secure the dual for the Waves.

For the Bulldogs, it was only their fifth loss at home in four seasons.

The prior win streak record was set during the 1985 season when Pepperdine won 20 matches in a row.



2011-12 ROSTER

Name	Year	Hometown (Last School)
Hugh Clarke	Sr.	Brisbane, Australia/Brisbane Boys College
Sebastian Fanselow	Jr.	Essen, Germany/Kaplan College Prep School
Mousheg Hovhannisyan	Jr.	North Hollywood, Calif./Continental Academy
Alex Llompart	Sr.	Carolina, Puerto Rico/San Juan Educational School
Daniel Moss	Sr.	Malibu, Calif./Malibu HS
David Sofaer	So.	Bellevue Hill, Australia/Sydney Distance Edu. HS
Kento Tanaka-Tamaki	Fr.	Kihei, Hawaii/St. Anthony Junior-Senior HS
Finn Tearney	Jr.	Wellington, New Zealand/Wellington College
Jenson Turner	Sr.	Woodland Hills, Calif./Campbell Hall HS

Head Coach: Adam Steinberg

Assistant Coach: Jason Cook Volunteer Assistant Coach: Chris Harradine

2012 RESULTS

Date	Opponent	Site	Result	Score
1/25	Loyola Marymount	A	W	6-1
1/27	(1) Cal Poly	H	W	4-0
1/28	(1) Vanderbilt	H	W	7-0
2/3	Ohio State	A	L	1-4
2/5	Kentucky	A	L	2-4
2/10	USC	H	L	1-6
2/14	UCLA	A	L	3-4
2/17	(2) Florida	N	L	3-4
2/18	(2) California	N	L	2-4
2/19	(2) Tennessee	N	W	4-3
2/24	Tulsa	A	W	4-3
2/26	Oklahoma	A	W	4-3
3/9	Duke	A	W	4-3
3/10	California	N	W	4-0
3/14	Texas Tech	H	W	6-1
3/20	Nebraska	H	W	7-0
3/21	Washington	H	W	7-0
3/28	Stanford	H	W	6-1

4/1	Santa Clara	H	W	6-1
4/1	San Francisco	H	W	7-0
4/4	San Diego	A	W	5-2
4/7	Saint Mary's	A	W	6-1
4/12	Portland	H	W	6-1
4/14	Gonzaga	H	W	7-0
4/14	Abilene Christian	H	W	7-0
4/18	Fresno State	A	W	4-3
4/21	BYU	A	W	6-1
4/27	(3) BYU	N	W	4-1
4/28	(3) San Diego	N	W	4-1
5/11	(4) Green Bay	H	W	4-0
5/12	(4) Washington	H	W	4-0
5/18	(4) Tulsa	N	W	4-1
5/20	(4) Georgia	A	W	4-3
5/21	(4) Virginia	N	L	1-4

- (1) ITA Regional Qualifying (Malibu, Calif.)
- (2) National Indoors (Charlottesville, Va.)
- (3) WCC Championships (San Diego, Calif.)
- (4) NCAA Championships (Athens, Ga.)

HONORS & AWARDS

ALL-AMERICANS

S & D denotes singles & doubles

- 1945 Nick Buzolich
Gary Ruby
- 1946 Nick Buzolich
- 1962 Howard Johnson
Robert Lansdorp
- 1975 Joao Soares
- 1976 Joao Soares
- 1978 Eddie Edwards
Leo Palin
- 1979 Eddie Edwards
Leo Palin
- 1980 Eddie Edwards (S)
- 1981 Glenn Michibata (S)
- 1982 Rill Baxter (D)
Richard Gallien (S)
Brad Gilbert (S)
Glenn Michibata (S)
John Van Nostrand (D)
- 1983 Rill Baxter (D)
Richard Gallien (D)
Kelly Jones (D)
Glenn Michibata (S)
John Van Nostrand (D)
- 1984 Jerome Jones (S & D)
Kelly Jones (D)
- 1985 Carlos DiLaura (D)
Kelly Jones (D)
Dani Leal (S)
- 1986 Kelly Jones (S & D)
Agustin Moreno (D)
Robbie Weiss (S)
- 1987 Martin Laurendeau (S)
Andrew Sznajder (S)
- 1988 Andrew Sznajder (S)
Robbie Weiss (S)
- 1990 Alejo Mancisidor (S)
David Wells-Roth (S)
- 1991 Alejo Mancisidor (S)
- 1992 Charles Auffray (S)
Howard Joffe (S)
- 1993 Cary Lothringer (D)
Ari Nathan (D)

- 1994 Simon Aspelin (D)
Charles Auffray (S)
Troy Budgen (D)
- 1995 Simon Aspelin (S & D)
Charles Auffray (S)
Troy Budgen (D)
- 1996 Simon Aspelin (S)
Troy Budgen (D)
Brad Sceney (D)
- 1997 Simon Aspelin (S)
- 1998 Kelly Gullett (D)
Robert Lindstedt (D)
- 1999 Kelly Gullett (D)
John Hui (D)
- 2000 Sebastien Graeff (D)
Robert Kendrick (S)
Anthony Ross (D)
- 2001 Al Garland (S)
Sebastien Graeff (D)
Stefan Suter (D)
- 2002 Al Garland (S)
- 2003 Diego Acuna (D)
Calle Hansen (D)
- 2004 Pedro Rico (S & D)
Calle Hansen (D)
- 2005 Scott Doerner (D)
Pedro Rico (D)
- 2006 Andre Begemann (D)
Scott Doerner (S & D)
- 2007 Andre Begemann (S)
- 2008 Andre Begemann (S)
Bassam Beidas (S)
- 2009 Omar Altmann (S & D)
Bassam Beidas (D)
- 2010 Bassam Beidas (S)
- 2011 Sebastian Fanselow (S)
- 2012 Sebastian Fanselow (S)
- 2013 Sebastian Fanselow (S)
Alex Sarkissian (S)
- 2014 Francis Alcantara (D)
Alex Sarkissian (S & D)



SCOTT DOERNER & ANDRE BEGEMANN

ITA HALL OF FAME

- 2001 Brad Gilbert
- 2008 Robbie Weiss
- 2011 Simon Aspelin
- 2013 Kelly Jones

ITA NATIONAL COACH OF THE YEAR

- 2006 Adam Steinberg

ITA REGIONAL COACH OF THE YEAR

- 2002 Peter Smith
- 2006 Adam Steinberg
- 2012 Adam Steinberg

ITA REGIONAL ASSISTANT COACH OF THE YEAR

- 2005 Per Nilsson
- 2009 Nick Carless
- 2013 Jason Cook

ITA REGIONAL ARTHUR ASHE JR. LEADERSHIP & SPORTSMANSHIP AWARD

- 2002 Al Garland
- 2003 Calle Hansen
- 2009 Omar Altmann
- 2013 Sebastian Fanselow

ARTHUR ASHE, JR. SPORTS-SCHOLAR AWARD

- 2015 Rakshay Thakkar
- 2016 Guilherme Hadlich

ITA REGIONAL JOHN VAN NOSTRAND MEMORIAL AWARD

- 2006 Scott Doerner

ITA/RAFAEL OSUNA NATIONAL SPORTSMANSHIP AWARD

- 2002 Al Garland
- 2013 Sebastian Fanselow

ITA REGIONAL ROOKIE OF THE YEAR

- 2010 Sebastian Fanselow



BRAD GILBERT



JOHN VAN NOSTRAND

John Van Nostrand was a two-time ITA All-American for Pepperdine from 1982-83. Following his collegiate career, while playing professionally, Van Nostrand was tragically killed in a car crash on April 15, 1984 at the age of 22. The ITA later created the ITA/Van Nostrand Memorial Award in his honor, which is awarded to an outstanding senior men's player who plans to pursue a professional tennis career upon graduation.

HONORS & AWARDS

ITA REGIONAL SENIOR PLAYER OF THE YEAR

2013 Sebastian Fanselow

ITA REGIONAL PLAYER TO WATCH

2012 Sebastian Fanselow

ITA NATIONAL PLAYER TO WATCH

2012 Sebastian Fanselow

USTA/ITA SPORTSMANSHIP AWARD

2012 Sebastian Fanselow

WCC PLAYER OF THE YEAR

- 1998 Michael Jessup
- 1999 Kelly Gullett
- 2000 Al Garland
- 2001 Al Garland
- 2002 Al Garland
- 2003 Calle Hansen
- 2004 Pedro Rico
- 2005 Scott Doerner
- 2006 Scott Doerner
- 2007 Andre Begemann
- 2008 Andre Begemann



ALEX SARKISSIAN - 2014 NCAA SINGLES RUNNER-UP CHAMPION



CARLOS DiLAURA & KELLY JONES - 1985 NCAA DOUBLES CHAMPIONS



SEBASTIAN FANSELOW - 2013 ITA NATIONAL ITA/RAFAEL OSUNA NATIONAL SPORTSMANSHIP AWARD

- 2009 Omar Altmann
- 2010 Bassam Beidas
- 2012 Sebastian Fanselow
- 2013 Sebastian Fanselow
- 2014 Alex Sarkissian

WCC FRESHMAN OF THE YEAR

- 2003 Pedro Rico
- 2005 Jonas Berg
- 2007 Bassam Beidas
- 2009 Alex Llompert
- 2010 Sebastian Fanselow

WCC COACH OF THE YEAR

- 2001 Peter Smith
- 2002 Peter Smith (co)
- 2005 Adam Steinberg
- 2006 Adam Steinberg
- 2008 Adam Steinberg (co)
- 2009 Adam Steinberg
- 2010 Adam Steinberg
- 2012 Adam Steinberg
- 2013 Adam Steinberg

ALL-WCC SINGLES

- Total: 69
- 1st Team: 48
- 2nd Team: 11
- Honorable Mention: 10
- 1998 Michael Jessup (1st)
- Brad Sceney (1st)
- Robert Lindstedt (1st)
- Mesahide Sakamoto (1st)
- 1999 Kelly Gullett (1st)
- Sebastien Graeff (1st)
- Anthony Ross (1st)
- 2000 Al Garland (1st)
- Sebastien Graeff (1st)
- Robert Kendrick (1st)
- Anthony Ross (1st)
- 2001 Al Garland (1st)
- Sebastien Graeff (1st)
- Robert Kendrick (1st)
- Stefan Suter (1st)
- Steve Racioppi (HM)
- 2002 Al Garland (1st)
- Stefan Suter (1st)
- 2003 Scott Doerner (1st)
- Calle Hansen (1st)
- Pedro Rico (1st)
- Diego Acuna (HM)
- 2004 Calle Hansen (1st)
- Pedro Rico (1st)
- Alex Herrera (HM)
- Alexis Rafidison (HM)
- 2005 Jonas Berg (1st)
- Scott Doerner (1st)
- Pedro Rico (1st)
- 2006 Scott Doerner (1st)
- Ivor Lovrak (1st)
- Pedro Rico (1st)
- Omar Altmann (2nd)
- Andre Begemann (2nd)
- Richard Johnson (HM)
- 2007 Andre Begemann (1st)
- Bassam Beidas (1st)
- James Lemke (1st)
- Richard Johnson (HM)
- 2008 Andre Begemann (1st)
- Bassam Beidas (1st)
- Omar Altmann (2nd)
- Mahmoud Kamel (2nd)
- James Lemke (2nd)


HONORS & AWARDS



SEBASTIAN FANSELOW



PEDRO RICO



ROBERT LINDSTEDT

- 2009 Omar Altmann (1st)
Bassam Beidas (1st)
Alex Llompart (1st)
- 2010 Bassam Beidas (1st)
Sebastian Fanselow (1st)
Alex Llompart (2nd)
Mousheg Hovhannisyian (HM)
Finn Tearney (HM)
- 2011 Sebastian Fanselow (1st)
Alex Llompart (1st)
Finn Tearney (1st)
- 2012 Sebastian Fanselow (1st)
Finn Tearney (1st)
Alex Llompart (2nd)
- 2013 Sebastian Fanselow (1st)
Finn Tearney (1st)
Alex Sarkissian (2nd)
- 2014 Alex Sarkissian (1st)
Francis Alcantara (1st)
David Sofaer (2nd)
- 2015 Guilherme Hadlich (2nd)
Pedro lamachkine (HM)
Luca Marquard (HM)
- 2016 Guilherme Hadlich (1st)
Lautaro Pane (2nd)

ALL-WCC DOUBLES

Total: 36

1st Team: 27

2nd Team: 4

Honorable Mention: 5

- 1998 Gullett/Lindstedt (1st)
- 1999 Gullett/Hui (1st)
Graeff/Ross (1st)
- 2000 Hendrick/Hui (1st)
Graeff/Ross (1st)
- 2001 Graeff/Suter (1st)
Hansen/Redondo (1st)
- 2002 Graeff/Suter (1st)

- Berg/Garland (1st)
- 2003 Acuna/Hansen (1st)
Doerner/Rico (HM)
- 2004 Doerner/Herrera (1st)
Hansen/Rico (1st)
- 2005 Doerner/Rico (1st)
Berg/Lovrak (1st)
Borzenski/Johnson (HM)
- 2006 Begemann/Doerner (1st)
Lovrak/Rico (1st)
Altmann/Johnson (2nd)
- 2007 Altmann/Johnson (1st)
Begemann/Kamel (1st)
Beidas/Lemke (2nd)
- 2008 Altmann/Begemann (1st)
- 2009 Altmann/Beidas (1st)
- 2010 Beidas/Llompart (1st)
Clarke/Tearney (2nd)
- 2011 Fanselow/Turner (1st)
- 2012 Tearney/Llompart (1st)
Fanselow/Turner (1st)
Clarke/Sofaer (HM)
- 2013 Alcantara/Fanselow (1st)
Sarkissian/Tearney (2nd)
- 2014 Alcantara/Sarkissian (1st)
- 2015 Hadlich/Thakkar (1st)
- 2016 Hadlich/Sidney (HM)
Pane/lamachkine (HM)

WCC SINGLES CHAMPIONS

(1972-1994)

- 1973 Dave Mitchell
- 1974 Dave Mitchell
- 1975 Joao Soares
- 1976 Joao Soares
- 1977 Leo Palin
- 1978 Eddie Edwards

- 1980 Mike White
- 1982 Glenn Michibata
- 1984 Dani Leal
- 1985 Robbie Weiss
- 1986 Martin Laurendeau
- 1987 Andrew Sznajder
- 1988 Robbie Weiss
- 1990 Alejo Mancisior
- 1992 Howard Joffe
- 1993 Charles Auffray
- 1994 Charles Auffray

WCC DOUBLES CHAMPIONS

(1972-1994)

- 1973 Miller/Mitchell
- 1974 Mitchell/Soares
- 1975 Morris/Soares
- 1976 Gunning/Soares
- 1978 Edwards/Edwards
- 1981 Baxter/Jones
- 1982 Gallien/Michibata
- 1984 Jones/Leal
- 1986 Cicero/Johnson
- 1987 Sznajder/Weiss
- 1991 Lothringer/Nathan
- 1992 Naumann/Rico
- 1993 Lothringer/Nathan
- 1994 Lothringer/Nathan

WCC SINGLES PLAYER OF THE WEEK

(Awarded 2014-present)

- 2014 Alex Sarkissian (2/11)
Alex Sarkissian (3/13)
Francis Alcantara (3/26)
- 2016 Guilherme Hadlich (3/8)

WCC DOUBLES TEAM OF THE WEEK

(Awarded 2014-present)

- 2014 Alcantara/Sarkissian (2/11)
Alcantara/Sarkissian (2/25)
Alcantara/Sarkissian (3/16)
Alcantara/Sarkissian (3/26)
Alcantara/Sarkissian (4/8)
Alcantara/Sarkissian (4/16)
- 2015 Hadlich/Thakkar (3/3)
- 2016 lamachkine/Pane (2/9)
lamachkine/Pane (2/16)
lamachkine/Pane (3/29)
lamachkine/Menichella (4/26)

HONORS & AWARDS

WCC SINGLES PLAYER OF THE MONTH

(Awarded 2003-13)

- 2003 Alexis Rafidison (co) (March)
- 2004 Calle Hansen (co) (Jan.)
Pedro Rico (Feb.)
Pedro Rico (March)
- 2005 Scott Doerner (Feb.)
Pedro Rico (March)
- 2006 Scott Doerner (Feb.)
Scott Doerner (March)
Pedro Rico (April)
- 2007 Andre Begemann (Feb.)
Bassam Beidas (April)
- 2008 Andre Begemann (Feb.)
Andre Begemann (March)
Bassam Beidas (April)
- 2009 Omar Altmann (Feb.)
Bassam Beidas (co) (March)
- 2010 Sebastian Faselow (March)
Bassam Beidas (April)
Sebastian Faselow (Oct.)
- 2012 Sebastian Faselow (April)
- 2013 Sebastian Faselow (Nov.)
Sebastian Faselow (Feb.)

PEPPERDINE ATHLETE OF THE YEAR

Based on athletic achievements

- 2008 Andre Begemann
- 2011 Sebastian Faselow
- 2012 Sebastian Faselow

PEPPERDINE WAVE OF THE YEAR

*Based on contributions in spirit
and service to the athletics program and
the university community.*

- 2009 Omar Altmann
- 2012 Daniel Moss



MICHAEL JESSUP



FINN TEARNEY

WCC DOUBLES TEAM OF THE MONTH

(Awarded 2003-13)

- 2003 Acuna/Hansen (Feb.)
Acuna/Hansen (March)
Doerner/Rico (April)
- 2004 Hansen/Rico (Jan.)
Doerner/Herrera (Feb.)
Hansen/Rico (March)
Doerner/Herrera (April)
- 2005 Doerner/Rico (Feb.)
Doerner/Rico (April)
- 2006 Doerner/Begemann (March)
Rico/Lovrak (April)
- 2007 Altmann/Johnson (Feb.)
Beidas/Lemke (March)
Beidas/Lemke (April)
- 2008 Altmann/Begemann (Feb.)
Altmann/Begemann (March)
Altmann/Begemann (April)
- 2009 Altmann/Beidas (Feb.)
Altmann/Beidas (March)
Altmann/Beidas (April)
- 2010 Llompart/Tearney (Feb.)
Beidas/Llompart (March)
Clarke/Tearney (April)
Clarke/Tearney (co) (Sept.)
Llompart/Tearney (co) (Oct.)
Clarke/Llompart (Nov.)
- 2011 Llompart/Moreno (Feb.)
Faselow/Turner (March)
- 2012 Faselow/Turner (April)
- 2013 Hovhannisyan/Sofaer (Jan.)
Alcantara/Tearney (Feb.)
Sarkissian/Tearney (April)



HUGH CLARKE AND DAVID SOFAER



KELLY GULLETT



ALEX LLOMPART



1986 ITA NATIONAL INDOOR CHAMPIONS

ACADEMIC HONORS

ITA ALL-ACADEMIC

2016 Guilherme Hadlich
Tom Hill

WCC ALL-ACADEMIC

Award based on both academic and athletic achievements

Overall Total: 31

1992 Cary Lothringer
1993 Cary Lothringer
1994 Cary Lothringer
1996 Michael Jessup
1997 Michael Jessup
1998 Michael Jessup
1999 John Hui
Anthony Ross
2000 Chase Exon
Anthony Ross
2004 Kevin Borzenski
Scott Doerner
2005 Kevin Borzenski
Scott Doerner
Richard Johnson
2006 Scott Doerner
Richard Johnson
2007 Richard Johnson
2008 Mahmoud Kamel
2009 Alejandro Moreno
2010 Alejandro Moreno
2012 David Sofaer
2013 David Sofaer
2014 David Sofaer
2015 Guilherme Hadlich
Rakshay Thakkar
Tom Hill (HM)
2016 Guilherme Hadlich
Pedro Iamachkine
Lautaro Pane
Tom Hill (HM)

WCC COMMISSIONER'S HONOR ROLL

Awarded across all WCC sponsored sports for achievements in GPA

Overall: 40

Gold (3.75-4.0): 2

Silver (3.50-3.74): 12

Bronze (3.00-3.49): 26

2004 Richard Johnson (G)
Nicholas Parrinello (S)
Kevin Borzenski (B)
Scott Doerner (B)
2005 Kevin Borzenski (S)
Richard Johnson (S)
Scott Doerner (B)
2006 Richard Johnson (G)
Kevin Borzenski (S)
Troy Aiken (B)
Andre Begemann (B)
Scott Doerner (B)
2007 Richard Johnson (S)
Troy Aiken (B)
Andre Begemann (B)
2008 Alex Moreno (S)
Mahmoud Kamel (B)
2009 Alex Moreno (S)
Mahmoud Kamel (B)
2010 Alex Moreno (B)
2011 Alex Moreno (S)
David Sofaer (B)
Alex Llompert (B)
Alfredo Moreno (B)
2012 Hugh Clarke (B)
Alex Llompert (B)
David Sofaer (B)
2013 David Sofaer (S)

2014 David Sofaer (S)
Russell Josh Evangelista (B)
Tom Hill (B)
Guilherme Hadlich (B)
Rakshay Thakkar (B)
2015 Jonah Kral (G)
Nicholas Baez (S)
Guilherme Hadlich (S)
Tom Hill (S)
Pedro Iamachkine (B)
Luca Marquard (S)
Stefan Menichella (B)
Lautaro Pane (B)
Rakshay Thakkar (S)
2016 Guilherme Hadlich (S)
Tom Hill (S)
Nicholas Baez (B)
Pedro Iamachkine (B)
Lautaro Pane (B)
Gabriel Sidney (B)
Jack Van Slyke (B)

PEPPERDINE SCHOLAR-ATHLETE OF THE YEAR

1992 Cary Lothringer
2007 Richard Johnson



DAVID SOFAER



RICHARD JOHNSON



OMAR ALTMANN



CARY LOTHRINGER

INDIVIDUAL RECORDS

SINGLES

SINGLE-SEASON WINS

1.	Martin Laurendeau (1985).....	33
2.	Pedro Rico (2006).....	28
3.	Kelly Jones (1985).....	27
	Robbie Weiss (1985).....	27
5.	Brad Sceney (1998).....	26
	Robbie Weiss (1988).....	26
	Omar Altmann (2006).....	26
8.	Carlos DiLaura (1984).....	25
	Alejo Mancisidor (1990).....	25
	Kelly Gullett (1998).....	25
	Andre Begemann (2006).....	25

SINGLE-SEASON WINNING PERCENTAGE

1.	Ivor Lovrak (24-1 in 2006).....	.960
2.	Jacopo Lo Monaco (17-1 in 1995).....	.944
3.	Martin Laurendeau (33-2 in 1985).....	.943
4.	Robbie Weiss (26-2 in 1988).....	.929
5.	Glenn Michibata (21-2 in 1981).....	.913
6.	Simon Aspelin (18-2 in 1995).....	.900
	Anthony Ross (18-2 in 1998).....	.900
	Anthony Ross (18-2 in 2000).....	.900
9.	Sebastian Fanselow (24-3 in 2012).....	.889
10.	Ashley Naumann (22-3 in 1991).....	.880

(must have played in at least half of season's matches)

CAREER WINS

1.	Brad Sceney (1995-98).....	85
2.	Robbie Weiss (1985-88).....	83
3.	Omar Altmann (2006-09).....	82
4.	Martin Laurendeau (1984-87).....	80
5.	Sebastian Fanselow (2010-13).....	78
6.	Simon Aspelin (1994-97).....	77
	Pedro Rico (2003-06).....	77
8.	Kelly Jones (1983-86).....	76
	Bassam Beidas (2007-10).....	76
	Alex Llompert (2009-12).....	76
11.	Ashley Naumann (1990-93).....	72
	Finn Tearney (2010-13).....	72
13.	Troy Budgen (1994-97).....	70
	Anthony Ross (1997-00).....	70
	Scott Doerner (2003-06).....	70

CAREER WINNING PERCENTAGE

1.	Ivor Lovrak (2005-06; 43-8).....	.843
2.	Jacopo Lo Monaco (1991-95; 27-6).....	.818
3.	Martin Laurendeau (1984-87; 80-18).....	.816
4.	Masahide Sakamoto (1994-98; 42-10).....	.808
5.	Anthony Ross (1997-00; 70-17).....	.805
6.	Andrew Sznajder (1987-88; 40-10).....	.800
7.	Alejo Mancisidor (1990-91; 43-11).....	.796
8.	Simon Aspelin (1994-97; 77-20).....	.794
9.	Clive Edges (1981-82; 26-7).....	.788
10.	Troy Budgen (1994-97; 70-19).....	.787
	Alex Sarkissian (2013-14; 37-10).....	.787

(at least two seasons and 30 matches played)

DOUBLES

SINGLE-SEASON WINS

1.	A. Begemann/S. Doerner (2006).....	26
2.	S. Aspelin/T. Budgen (1994).....	24
	I. Lovrak/P. Rico (2006).....	24
	O. Altmann/B. Beidas (2009).....	24
	H. Clarke/D. Sofaer (2012).....	24
6.	R. Baxter/E. Nagel (1984).....	23
	J. Berg/A. Garland (2002).....	23
8.	S. Doerner/A. Herrera (2004).....	22
9.	C. DiLaura/K. Jones (1985).....	21
	B. Sceney/A. Ross (1998).....	21
	S. Graeff/A. Ross (1999).....	21
	J. Berg/I. Lovrak (2005).....	21
	B. Beidas/J. Lemke (2007).....	21

SINGLE-SEASON WINNING PERCENTAGE

1.	A. Mancisidor/A. Naumann (15-0 in 1993).....	1.000
	C. Lothringer/A. Nathan (15-0 in 1993).....	1.000
3.	S. Aspelin/T. Budgen (24-1 in 1994).....	.960
4.	S. Fanselow/J. Turner (18-1 in 2011).....	.947
5.	J. Berg/A. Garland (23-2 in 2002).....	.920
6.	O. Altmann/B. Beidas (24-3 in 2009).....	.889
7.	J. Berg/I. Lovrak (21-3 in 2005).....	.875
8.	C. Exon/A. Garland (20-3 in 2000).....	.870
9.	C. Lothringer/A. Nathan (13-2 in 1991).....	.867
10.	I. Lovrak/P. Rico (24-4 in 2006).....	.857
	H. Clarke/D. Sofaer (24-4 in 2012).....	.857
12.	A. Begemann/S. Doerner (26-5 in 2006).....	.839

(at least 15 matches played)

CAREER WINS

1.	C. Hill/M. Jessup (1995-97).....	43
2.	C. Lothringer/A. Nathan (1991-94).....	42
3.	S. Graeff/A. Ross (1999-00).....	41
4.	S. Doerner/P. Rico (2003-06).....	37
5.	S. Fanselow/J. Turner (2011-2012).....	34
6.	O. Altmann/R. Johnson (2006-07).....	33
7.	S. Graeff/S. Suter (2001-02).....	31
8.	B. Beidas/J. Lemke (2007-08).....	29
9.	T. Budgen/B. Sceney (1995-96).....	28

CAREER WINNING PERCENTAGE

1.	A. Mancisidor/A. Naumann (1990-91; 23-3).....	.885
2.	S. Graeff/A. Ross (1999-00; 41-10).....	.804
3.	O. Altmann/A. Begemann (2007-08; 19-5)*.....	.792
4.	C. DiLaura/K. Jones (1984-85; 22-6).....	.786
5.	S. Aspelin/R. Duncan (1995-96).....	.783

(at least two seasons and 20 matches played)


(All win totals and percentages are for dual matches only and do not include victories in tournament play. Singles win-loss records are available back to the 1980 season, while doubles records date back to 1982.)



IVOR LOVRAK



CALLE HANSEN



GLENN MICHIBATA

*Records later vacated by NCAA

ALL-TIME ROSTER

Ackerman, Brad	Long Beach, Calif.	1983, 84
Acuna, Diego	Lima, Peru	2001, 02, 03
Adams, Egan	Miami, Fla.	1979, 80
Addesso, Louis	New York, N.Y.	1989, 90
Aiken, Troy	West Hills, Calif.	2006, 07
Alcantara, Francis	Cagayan de Oro, Philippines	2013, 14
Allen, Jim	N/A	1965
Allen, Lafayette	Los Angeles, Calif.	1964
Altmann, Omar	Cairo, Egypt	2006, 07, 08, 09
Amador, Mike	N/A	1965, 66, 67, 68
Anker, Philip	Bamberg, Germany	1995
Aspelin, Simon	Borlange, Sweden	1994, 95, 96, 97
Auffray, Charles	Paris, France	1992, 93, 94, 95

Baez, Nicholas	Somis, Calif.	2015, 16
Baxter, Rill	Sarasota, Fla.	1981, 82, 83, 84
Beckman, Brian	Redondo Beach, Calif.	1960, 61
Begemann, Andre	Blomberg, Germany	2006, 07, 08
Beidas, Bassam	Cairo, Egypt	2007, 08, 09, 10
Bentley, George	Vancouver, B.C.	1962, 64
Berg, Johan	Naoka, Sweden	2002
Berg, Jonas	Helsingborg, Sweden	2005
Berk, Glenn	Palos Verdes, Calif.	1965
Bhattacharya, Partha	Delhi, India	2002, 03
Birkhauser, John	Santa Monica, Calif.	1971, 72
Bogue, Charlie	San Marino, Calif.	1974
Borzenski, Kevin	Lansing, Mich.	2003, 04, 05, 06
Bowden, Bryson	Arlington, Texas	2002
Bower, Justin	Kempton Park, South Africa	1996
Bragonier, Jake	Merced, Calif.	1992, 93, 94
Breziner, Aron	N. Miami Beach, Fla.	1997
Breznick, Gregor	Ljubljana, Slovenia	1994
Brogan, Brian	Los Gatos, Calif.	2008
Budgen, Troy	Gold Coast, Australia	1994, 95, 96, 97

Campagna, Tony	N/A	1960, 62
Caruso, D.J.	Norwalk, Conn.	1984, 86
Cham-a-Koon, John	Great Falls, Mont.	2001
Chu, Gerald	Tokyo, Japan	1972, 73, 74, 75
Cicero, Gilberto	San Jeranimo, Mexico	1986
Clarke, Doug	San Antonio, Texas	1958, 60, 61
Clarke, Hugh	Brisbane, Australia	2009, 10, 11, 12
Covy, Robert	Palos Verdes, Calif.	1970, 71
Craig, Frank	Laguna Hills, Calif.	1958, 60

deLeon, Aaron	Del Mar, Calif.	1998
de Villiers, Johannes	Durban, South Africa	2008
Di Laura, Carlos	Lima, Peru	1984, 85
Dick, Brian	Westlake Village, Calif.	1989, 90, 91
Dicus, Tom	N/A	1969, 70, 71
Doerner, Scott	Melbourne, Australia	2003, 04, 05, 06
Duncan, Ross	Johannesburg, S. Africa	1995, 96



BASSAM BEIDAS




KEVIN BORZENSKI

Edges, Clive	Johannesburg, S. Africa	1979, 80, 81, 82, 83
Edlefsen, Ryan	Eden Prairie, Minn.	1999, 00
Edwards, Craig	Ventura, Calif.	1977, 78
Edwards, Eddie	Johannesburg, S. Africa	1977, 78, 79, 80
Ellis, Stan	N/A	1958, 59
Escudero, Gualberto	Bolivia	1969, 70, 71
Espley-Jones, Graham	Walkerville, S. Africa	1980, 81
Evangelista, Russell Josh.	Almere, Netherlands	2014
Exon, Chase	Irvine, Calif.	1999, 00, 01


Fanselow, Sebastian	Essen, Germany	2010, 11, 12, 13
Fedida, Michael	Tel Aviv, Israel	1996
Fehmi, Ali	Beirut, Lebanon	2002, 03, 04
Feinberg, Gary	Woodland Hills, Calif.	1975
Franco, Steve	Los Angeles, Calif.	1974, 75

Gallien, Richard	Sunland, Calif.	1980, 81, 82, 83
Galvao, Guilherme	Sao Paulo, Brazil	2016
Garapedian, Scotland	Agoura Hills, Calif.	2016
Garland, Al	Overjise, Belgium	1999, 00, 01, 02
Ghidirmic, Eni	Rancho Mirage, Calif.	1998, 99
Giannini, Alex	Los Angeles, Calif.	2014
Gilbert, Brad	San Francisco, Calif.	1982
Glusac, Marvin	Fallbrook, Calif.	1962
Graeff, Sebastien	Monaco City, Monaco	1999, 00, 01, 02
Graham, Dean	Johannesburg, S. Africa	1977, 78
Green, Blair	Beverly Hills, Calif.	1986
Greenberg, Jason	Miami, Fla.	1997
Gremer, Dennis	San Diego, Calif.	1969, 70, 71, 72
Gryzelko, Damian	London, England	2013
Guajardo, Enrique	Hermosillo, Mexico	1986
Guerry, Adam	Chattanooga, Tenn.	2003
Gullett, Kelly	Whittier, Calif.	1998, 99
Gunning, Chris	Auckland, New Zealand	1974, 75, 76
Gunning, Phil	Auckland, New Zealand	1974, 75

Hadlich, Guilherme	Balneário Camboriú, Brazil	2014, 15, 16
Hale, Gary	Blenheim, New Zealand	1974
Hall, Logan	Paradise Valley, Ariz.	2015
Hansen, Calle	Skogsvagen, Sweden	2001, 02, 03, 04
Hansen, Mark	Palos Verdes, Calif.	1989, 90
Haynes, Garth	Orinda, Calif.	1979, 80
Herbst, Dick	Worcester, Mass.	1975, 76
Herrera, Alexandre	Kennesaw, Ga.	2004
Herzog, Lee	Pueblo, Colo.	1978
Hill, Chris	Columbia, Md.	1994, 95, 96, 97
Hill, Tom	Birmingham, England	2014, 15, 16
Holt, Matt	Larkspur, Calif.	1990, 91
Hovhannisyán, Mousheg	North Hollywood, Calif.	2010, 11, 12, 13



SIMON ASPELIN



CHARLES AUFFRAY

ALL-TIME ROSTER

Hui, John Hong Kong, China 1999, 00
 Hunter, Maurice Detroit, Mich. 1976, 77, 78
 Hyams, Oliver Herfordshire, England 2006, 07
 Hydinger, Ken Boston, Mass. 1974

Iamachkine, Pedro Lima, Peru 2015, 16

Jessup, Michael Saratoga, Calif. 1995, 96, 97, 98
 Joffe, Howard Johannesburg, S. Africa 1990, 91, 92, 93
 Johnson, Aaron San Francisco, Calif. 1958, 59
 Johnson, Craig Rolling Hills, Calif. 1985, 86, 87, 88
 Johnson, Howard Shorewood, Minn. 1962, 63
 Johnson, Richard Grand Junction, Colo. 2004, 05, 06, 07
 Jones, Jerome Los Angeles, Calif. 1980, 81, 82, 83, 84
 Jones, Kelly San Diego, Calif. 1983, 84, 85, 86

Kamel, Mahmoud Paris, France 2007, 08, 09
 Kendrick, Robert Fresno, Calif. 2000
 Keplar, Stuart Dallas, Texas 2008, 09, 10, 11
 Kerbo, Bob N/A 1964
 Khule, Michael Decatur, Ill. 1970, 71
 Klembith, David Alameda, Calif. 1986, 87, 88
 Koga, Jun Tokyo, Japan 1979
 Kral, Jonah Longview, Texas 2015
 Krowczyk, Scott Rockford, Ill. 1996, 97, 98, 99

Lansdorp, Bob Holland 1962, 63, 64
 Laurendeau, Martin Montreal, Canada 1983, 84, 85, 86, 87
 Leal, Dani Aurora, Ill. 1984, 85, 86
 Lechner, Peter N/A 1967, 68
 LeClair, Marc Montreal, Canada 1989, 90
 Leme, Pedro Sao Paulo, Brazil 2014
 Lemke, James Melbourne, Australia 2007, 08
 Lindstedt, Robert Bastad, Sweden 1998
 Llompert, Alex Carolina, Puerto Rico 2009, 10, 11, 12
 Lo Monaco, Jacopo Milan, Italy 1991, 92, 93, 94, 95
 Lothringer, Cary San Antonio, Texas 1991, 92, 93, 94
 Loustaunau, Steve Arcadia, Calif. 1992
 Lovelace, John Bakersfield, Calif. 1969, 70
 Lovrak, Ivor Zagreb, Croatia 2005, 06
 Lum, Kyle Manhattan Beach, Calif. 1979
 Lundquist, John Des Moines, Iowa 1994, 95, 97, 98

Mackey, Vince Los Angeles, Calif. 1992
 Mancisidor, Alejo Palm Springs, Calif. 1990, 91
 Marquard, Luca Bensheim, Germany 2015
 Marshburn, Steve Redlands, Calif. 1998
 Marsten, Gene N/A 1968, 69
 Mattioli, Federico Buenos Aires, Argentina 1999
 McConnell, John San Francisco, Calif. 1974, 75
Menichella, Stefan Santa Barbara, Calif. 2014, 15, 16
 Merenstein, Boaz Tel Aviv, Israel 1992



RICHARD JOHNSON



ALEJO MANCISIDOR


Michibata, Glenn Toronto, Canada 1980, 81, 82, 83
 Miller, Dick Newport Beach, Calif. 1973, 74, 75, 76
 Mitchell, Dave Wellington, New Zealand 1972, 73, 74, 75
 Montanaro, Todd Easton, Conn. 1995, 97
 Montgomery, Justin Camarillo, Calif. 2004, 05
 Moore, Kelly Los Angeles, Calif. 1981, 82, 83, 84
 Moreno, Alejandro Queretaro, Mexico 2008, 09, 10, 11
 Moreno, Alfredo Queretaro, Mexico 2011
 Moreno, Agustin Guadalajara, Mexico 1986
 Morris, Steve Tempe, Ariz. 1975, 76
 Morrow, Paul Calabasas, Calif. 1977, 78
 Moss, Daniel Malibu, Calif. 2009, 10, 11, 12
 Mukerjee, Saibal Calcutta, India 1975

Nagel, Ed West Bloomfield, Mich. 1984, 85
 Nathan, Ari Los Angeles, Calif. 1991, 92, 93, 94
 Naumann, Ashley Tawoomba, Australia 1990, 91, 92, 93
 Neilson, Keith N/A 1964


Ogiela, Phil Las Vegas, Nev. 1971, 72, 73, 74
 O'Neill, Kevin Sacramento, Calif. 1988, 89, 90
 Oransky, Mike Gainesville, Fla. 1976
 Ortiz, Hector Mexico City, Mexico 1980, 81, 82, 83
 Osborn, Toby Essex, Mass. 1991, 92

Palin, Leo Helsinki, Finland 1977, 78, 79
Pane, Lautaro Puerto Madryn, Argentina 2015, 16
 Parinello, Nick Cornwall, N.Y. 2003, 04
 Parker, James Los Angeles, Calif. 1970
 Pate, Chuck N/A 1965
 Petrie, Bob Los Angeles, Calif. 1981

Racioppi, Steve Snellville, Ga. 2000, 01, 02
 Rafidison, Alexis Paris, France 2003, 04, 05
 Ramsey, Chad Great Falls, Va. 1990
 Ray, Alex Sarasota, Fla. 1990
 Redondo, Ryan Carlsbad, Calif. 2001, 02
 Reinert, Denis Waiblingen, Germany 2006
 Rickets, Bob N/A 1966, 67, 68, 69
 Rico, Pedro Alicante, Spain 2003, 04, 05, 06
 Rico, Sergio Morales Polanco, Mexico 1991, 92, 93
 Riggs, Larry Los Angeles, Calif. 1969, 70
 Ross, Anthony Brisbane, Australia 1997, 98, 99, 00




GUALBERTO ESCUDERO



KELLY JONES

ALL-TIME ROSTER


Saacks, Grant.....	Cape Town, S. Africa.....	1986, 87, 88, 89
Sachs, Doug.....	Creskill, N.J.	1986
Sakamoto, Masahide.....	Tokyo, Japan.....	1994, 95, 96, 97, 98
Sarkissian, Alex.....	Glendale, Calif.	2013, 14
Sceney, Brad.....	Grovedale, Australia.....	1995, 96, 97, 98
Schowalter, Tod.....	N/A.....	1966, 67
Schweizer, Oliver.....	Brisbane, Australia.....	1997, 98, 99
Sei, Tonnie.....	N/A.....	1976
Shields, Jim.....	N/A.....	1960
Shiraishi, Shozo.....	Tokyo, Japan.....	1979
Shogreen, Scott.....	Tacoma, Wash.	1986
Shvartz, Lev.....	Beverly Hills, Calif.	1991, 92, 93
Sidney, Gabriel.....	Curitiba, Parana, Brazil	2016
Smith, David.....	Beverly Hills, Calif.	1984, 85, 86, 87
Smith, Eddie.....	Richmond, Va.	1967, 68
Soares, Joao.....	Campinas, Brazil.....	1974, 75, 76
Sofaer, David.....	Bellevue Hill, Australia.....	2011, 12, 13, 14
Solonin, Alexander.....	Tarzana, Calif.....	2014, 15
Stephens, Wayne.....	Ponte Verde Beach, Calif.	1961
Stoakes, Richard.....	London, England.....	1979
Suresh, Sivagnanam.....	Columbo, Sri Lanka.....	1977, 78, 79, 80
Suter, Stefan.....	Hagendorg, Switzerland.....	2000, 01, 02
Sznajdjer, Andrew.....	Toronto, Canada.....	1987, 88
Tanaka-Tamaki, Kento.....	Kihei, Hawaii.....	2012, 13, 14, 15
Taylor, Roger.....	N/A.....	1961
Tearney, Finn.....	Wellington, New Zealand.....	2010, 11, 12, 13
Thakkar, Rakshay.....	Pune, India.....	2014, 15
Tight, Matt.....	McLain, Va.	1994
Topping, Brian.....	Danville, Calif.	1992, 93
Turner, Jenson.....	Woodland Hills, Calif.	2009, 10, 11, 12
Van de Weghe, Chris.....	Knokke, Belgium.....	1989, 90
Van Nostrand, John.....	Largo, Fla.	1980, 81, 82, 83
Van Slyke, Jack.....	Toronto, Ontario, Canada.....	2016
Vazquez, Rocky.....	Miami, Fla.	1979, 80, 81
Waters, Gene.....	N/A.....	1964, 65
Wegner, Steve.....	Los Angeles, Calif.	1970
Wesner, Dave.....	Las Vegas, Nev.	1974
Weiss, Mark.....	Phoenix, Ariz.	1986
Weiss, Robbie.....	Wheeling, Ill.	1985, 86, 87, 88
Wells-Roth, David.....	Rockville, Md.	1987, 88, 89, 90
White, Mike.....	Santa Barbara, Calif.	1980, 81, 82, 83
Williams, Richard.....	N/A.....	1961
Wiring, Gerold.....	Hamburg, Germany.....	2000, 01
Worley, Brandon.....	Rancho Palos Verdes, Calif.	1992
Wright, Brian.....	Fresno, Calif.	2002
Young, Bruce.....	Lake Tahoe, Calif.	1974
Zimmerman, Tomer.....	Tel Aviv, Israel.....	1989, 90



MASAHIDE SAKAMOTO



JENSON TURNER



LEO PALIN



ROCKY VAZQUEZ

NCAA TOURNAMENT RESULTS

Dating back to 1974, Pepperdine has appeared in the NCAA Championships on 38* occasions, with a national championship in 2006, runner-up finishes in 1982 and 1986, a third-place standing in 1984 and fourth-place finishes in 1980 and 1983. Since the tournament went to a dual-match format, Pepperdine has posted a record of 59-36 (.621)*.

The Waves had three top 15 finishes from 1974-76 under the old format, where teams earned points based on individual wins. In 1977, the format was changed with the nation's top 16 teams playing a single-elimination tournament to determine the NCAA champion. From 1994 to 1998, Pepperdine competed in Region VIII, with the winner of each regional advancing to the NCAA Championships. In 1999, the NCAA Tournament moved to a 64-team format that requires teams to win six matches for the team title.

Since the 64-team format began, Pepperdine has been in the event in all but three years and played host for the first two rounds in 2000, 2002, 2005, 2006, 2008, 2012 and 2013.

The 2006 NCAA title marked the University's ninth overall title and the team's 36 victories was the most ever for an NCAA champion since the team championship format was established in 1977.

Year	Date	Location	Round	Opponent	W/L	Score
1978	5/26	at Athens, Ga.	Round of 16	LSU	W	6-3
	5/27	at Athens, Ga.	Quarterfinals	UCLA	L	3-6
1979	5/21	at Athens, Ga.	Round of 16	Georgia	W	5-4
	5/22	at Athens, Ga.	Quarterfinals	UCLA	L	4-5
1980	5/19	at Athens, Ga.	Round of 16	Georgia	W	5-3
	5/20	at Athens, Ga.	Quarterfinals	UCLA	W	5-2
	5/21	at Athens, Ga.	Semifinals	Stanford	L	3-6
	5/22	at Athens, Ga.	Third-Place Match	USC	L	4-5
1981	5/16	at Athens, Ga.	Round of 16	Harvard	W	7-2
	5/17	at Athens, Ga.	Quarterfinals	Georgia	L	2-7
1982	5/15	at Athens, Ga.	Round of 16	Wichita State	W	6-3
	5/16	at Athens, Ga.	Quarterfinals	California	W	5-2
	5/17	at Athens, Ga.	Semifinals	SMU	W	5-2
	5/18	at Athens, Ga.	Final	UCLA	L	1-5
1983	5/14	at Athens, Ga.	Round of 16	Wichita State	W	5-3
	5/15	at Athens, Ga.	Quarterfinals	UCLA	W	5-4
	5/16	at Athens, Ga.	Semifinals	SMU	L	4-5
	5/17	at Athens, Ga.	Third-Place Match	USC	L	4-5
1984	5/11	at Athens, Ga.	Round of 16	Columbia	W	7-2
	5/12	at Athens, Ga.	Quarterfinals	Trinity	W	5-4
	5/13	at Athens, Ga.	Semifinals	UCLA	L	3-5
	5/15	at Athens, Ga.	Third-Place Match	Georgia	W	5-2
1985	5/18	at Athens, Ga.	Round of 16	Texas A&M	W	5-3
	5/19	at Athens, Ga.	Quarterfinals	SMU	L	2-5
1986	5/17	at Athens, Ga.	Round of 16	Georgia	W	7-2
	5/18	at Athens, Ga.	Quarterfinals	USC	W	5-2
	5/19	at Athens, Ga.	Semifinals	SMU	W	5-1
	5/20	at Athens, Ga.	Final	Stanford	L	2-5
1987	5/16	at Athens, Ga.	Round of 16	California	W	5-3
	5/17	at Athens, Ga.	Quarterfinals	Georgia	L	3-5
1988	5/21	at Athens, Ga.	Round of 16	Tennessee	W	5-1
	5/22	at Athens, Ga.	Quarterfinals	Michigan	L	3-5
1990	5/19	at Palm Springs, Calif.	Round of 16	Texas	L	3-5
1991	5/18	at Athens, Ga.	Round of 16	California	L	2-5
1992	5/16	at Athens, Ga.	Round of 16	LSU	L	2-5
1993	5/14	at Athens, Ga.	Round of 16	Florida	L	2-5
1994	5/14	at Los Angeles, Calif.	Regional Semifinal	California	W	4-0
	5/15	at Los Angeles, Calif.	Regional Final	UCLA	L	3-4
1995	5/13	at Athens, Ga.	Round of 16	Florida	W	4-1
	5/14	at Athens, Ga.	Quarterfinals	Mississippi	L	2-4
1996	5/10	at Las Vegas, Nev.	Regional Quarterfinal	UC Irvine	W	4-1
	5/11	at Las Vegas, Nev.	Regional Semifinal	UNLV	W	4-3
	5/12	at Las Vegas, Nev.	Regional Final	Arizona State	W	4-0
	5/18	at Athens, Ga.	Round of 16	Fresno State	L	0-4
1997	5/10	at Malibu, Calif.	Regional Semifinal	Arizona State	W	4-2
	5/11	at Malibu, Calif.	Regional Final	UC Santa Barbara	L	1-4
1998	5/15	at Las Vegas, Nev.	Regional Semifinal	UNLV	W	4-3
	5/16	at Las Vegas, Nev.	Regional Final	New Mexico	W	4-1
	5/23	at Athens, Ga.	Round of 16	USC	W	4-1
	5/24	at Athens, Ga.	Quarterfinals	Georgia	L	2-4
1999	5/14	at Tempe, Ariz.	First Round	New Mexico	W	4-0
	5/15	at Tempe, Ariz.	Second Round	Arizona State	L	0-4
2000	5/13	at Malibu, Calif.	First Round	Tulsa	W	4-0
	5/14	at Malibu, Calif.	Second Round	San Diego State	L	2-4
2001	5/11	at Terre Haute, Ind.	First Round	Western Michigan	W	4-0
	5/12	at Terre Haute, Ind.	Second Round	Indiana State	W	4-1
	5/19	at Athens, Ga.	Round of 16	Stanford	L	1-4

*Pepperdine later vacated its participation in the 2008, '09 and '10 NCAA Tournament. Records marked with an asterisk do not reflect this. Pepperdine's official NCAA Tournament record is 55-33 and the team has officially made 35 NCAA appearances.

NCAA TOURNAMENT RESULTS

2002	5/11	at Malibu, Calif.	First Round	Richmond	W	4-0
	5/12	at Malibu, Calif.	Second Round	Minnesota	W	4-0
	5/18	at College Station, Texas	Round of 16	Mississippi	W	4-3
	5/19	at College Station, Texas	Quarterfinals	Georgia	L	1-4
2003	5/10	at Nashville, Tenn.	First Round	Mississippi State	W	4-1
	5/11	at Nashville, Tenn.	Second Round	Vanderbilt	L	2-4
2004	5/15	at Los Angeles, Calif.	First Round	Fresno State	W	4-0
	5/16	at Los Angeles, Calif.	Second Round	UCLA	L	0-4
2005	5/14	at Malibu, Calif.	First Round	UC Irvine	W	4-0
	5/15	at Malibu, Calif.	Second Round	Stanford	W	4-2
	5/21	at College Station, Texas	Round of 16	Duke	W	4-3
	5/22	at College Station, Texas	Quarterfinals	Baylor	L	0-4
2006	5/13	at Malibu, Calif.	First Round	Montana State	W	4-0
	5/14	at Malibu, Calif.	Second Round	Texas Christian	W	4-0
	5/20	at Palo Alto, Calif.	Round of 16	Florida	W	4-0
	5/21	at Palo Alto, Calif.	Quarterfinals	UCLA	W	4-1
	5/22	at Palo Alto, Calif.	Semifinals	Texas	W	4-1
	5/23	at Palo Alto, Calif.	Final	Georgia	W	4-2
2007	5/11	at Los Angeles, Calif.	First Round	Penn State	W	4-1
	5/12	at Los Angeles, Calif.	Second Round	USC	L	0-4
2008*	5/10	at Malibu, Calif.	First Round	Hawaii	W	4-0
	5/11	at Malibu, Calif.	Second Round	Stanford	W	4-2
	5/16	at Tulsa, Okla.	Round of 16	Georgia	L	1-4
2009*	5/8	at Palo Alto, Calif.	First Round	California	W	4-1
	5/9	at Palo Alto, Calif.	Second Round	Stanford	L	1-4
2010*	5/15	at Palo Alto, Calif.	First Round	Hawaii	W	4-0
	5/16	at Palo Alto, Calif.	Second Round	Stanford	L	0-4
2012	5/11	at Malibu, Calif	First Round	Green Bay	W	4-0
	5/12	at Malibu, Calif	Second Round	Washington	W	4-0
	5/18	at Athens, Ga.	Round of 16	Tulsa	W	4-1
	5/20	at Athens, Ga.	Quarterfinals	Georgia	W	4-3
	5/21	at Athens, Ga.	Semifinals	Virginia	L	1-4
2013	5/10	at Malibu, Calif.	First Round	UC Santa Barbara	W	4-0
	5/11	at Malibu, Calif.	Second Round	LSU	W	4-0
	5/16	at Urbana, Ill.	Round of 16	Memphis	W	4-2
	5/18	at Urbana, Ill.	Quarterfinals	Georgia	L	2-4
2015	5/8	at Winston-Salem, N.C.	First Round	Florida	W	4-3
	5/9	at Winston-Salem, N.C.	Second Round	Wake Forest	L	4-0

NCAA CHAMPIONS

Team (1)

2006 - head coach Adam Steinberg

Singles (1)

1988 - Robbie Weiss

Doubles (2)

1984 - Kelly Jones

Jerome Jones

1985 - Kelly Jones

Carlos DiLaura

NCAA RUNNER-UP

Team (2)

1982 - head coach Allen Fox

1986 - head coach Allen Fox

Singles (2)

1982 - Brad Gilbert

2014 - Alex Sarkissian

Doubles (3)

1944 - Nick Buzolich

Gary Ruby

1988 - Kelly Gullett

Robert Lindstedt

2006 - Andre Begemann

Scott Doerner

NAIA CHAMPIONS

Team (1)

1952 - head coach Hubert Derrick

Doubles (1)

1952 - Bill DeLay

Harvey Grimshaw

ITA INDOOR CHAMPIONS

Team (2)

1982 - head coach Allen Fox

1986 - head coach Allen Fox

Singles (1)

1988 - Andrew Sznajder

ITA INDOOR RUNNER-UP

Team (2)

1983 - head coach Allen Fox

2006 - head coach Adam Steinberg

Singles (1)

1982 - Brad Gilbert

2012 - Sebastian Fanselow

Doubles (1)

1982 - Rich Gallien

John Van Nostrand



JEROME JONES



CARLOS DiLAURA & KELLY JONES

NCAA SINGLES CHAMPIONSHIP RESULTS

The Waves have also had considerable success in the individual tournaments. In 1984, Pepperdine's #1-seeded team of Kelly Jones and Jerome Jones (no relation) won the NCAA doubles title. The following year, Kelly Jones teamed up with Carlos DiLaura to win the 1985 doubles crown. In singles, Robbie Weiss' memorable year came to a climax by winning the NCAA singles championship. He remains the only Wave that has won the singles title.

Since 1978, Pepperdine has sent at least one representative to the NCAA singles championship every season but two for a total of 75* appearances. Of those 75, 53 have advanced to the second round, while 30 have gone on to the Round of 16. On 12 occasions, there has been a Pepperdine representative in the quarterfinals with eight of those student-athletes advancing to the semifinals.

The Waves have finished second at the NCAA singles event twice (Brad Gilbert in 1982; Alex Sarkissian in 2014) and at the NCAA doubles tournament twice (Kelly Gullett and Robert Lindstedt in 1988; Andre Begemann and Scott Doerner in 2006).


Year	Date	Name (seed)	Round	Opponent (seed/school)	W/L	Score
1978	5/26-29	Eddie Edwards (3)	First Round	Junie Chatman (North Carolina)	W	6-2, 6-3
		Leo Palin		John Staub (Oklahoma)	W	6-2, 6-3
		Eddie Edwards (3)	Second Round	Chap Brown (Florida)	W	7-6 (1), 6-3
		Leo Palin		Wes Cash (Georgia)	W	6-2, 6-3
		Eddie Edwards (3)	Round of 16	Larry Gottfried (Trinity)	W	7-5, 6-3
		Leo Palin		Erick Iskersky (7) (Trinity)	L	1-6, 7-5, 6-2
		Eddie Edwards (3)	Quarterfinals	Kevin Curren (12) (Texas)	W	7-6 (4), 4-6, 7-5
		Eddie Edwards (3)	Semifinals	John Sadri (11) (North Carolina State)	L	6-1, 6-7 (4), 6-1
1979	5/25-28	Rocky Vasquez	Qualifying	Craig Wittus (Miami (Ohio))	W	6-1, 6-4
		Rocky Vasquez	First Round	Hosking (Kansas)	W	6-1, 5-7, 6-1
		Eddie Edwards (7)		Hal Gorman (LSU)	W	6-4, 6-3
		Leo Palin	Second Round	Eleuterio Martins (Mississippi State)	W	6-4, 6-0
		Rocky Vasquez		Larry Stefanki (California)	L	6-2, 4-6, 6-3
		Eddie Edwards (7)	Lloyd Bourne (Stanford)	W	6-2, 6-4	
		Leo Palin	Round of 16	Alan Waldman (Arizona State)	W	7-6, 6-3
		Eddie Edwards (7)		Jeff Etterbeek (Michigan)	L	6-0, 7-6
		Leo Palin	Fritz Buehning (3) (UCLA)	L	6-4, 7-5	
		1980	5/19-26	Eddie Edwards (9-16)	First Round	Murray Robinson (Penn)
Glenn Michibata	Mike Gandolfo (9-16) (Clemson)			W		6-1, 3-6, 6-4
Rocky Vasquez	Second Round			Pablo Arraya (Arkansas)	W	6-3, 6-2
Garth Haynes				Chip Hooper (9-16) (Arkansas)	L	7-6 (1), 6-1
Eddie Edwards (9-16)	Jai DiLouie (SMU)			W	6-1, 6-3	
Glenn Michibata	Rodney Harmon (Tennessee)			L	0-6, 6-4, 7-6 (3)	
Rocky Vasquez	Robert van't Hof (5) (USC)			L	7-6 (2), 7-5	
Eddie Edwards (9-16)	Round of 16			Matt Horwtch (Michigan)	W	6-3, 6-3
Eddie Edwards (9-16)	Quarterfinals			Peter Rennert (1) (Stanford)	L	3-6, 6-2, 6-4
1981	5/16-24			Glen Michibata (2)	First Round	Pat Serret (Arkansas)
		Rich Gallien	Roberto Saad (Wichita State)	W		6-4, 7-6 (4)
		Glenn Michibata (2)	Second Round	Peter Johnston (Oklahoma State)	W	6-0, 6-3
		Rich Gallien		Drew Gitlin (9-16) (SMU)	L	6-2, 7-5
		Glenn Michibata (2)	Round of 16	Matt Horwtch (Michigan)	W	6-2, 6-1
		Glenn Michibata (2)	Quarterfinals	Jim Gurfein (9-16) (Stanford)	L	7-5, 6-7 (1), 6-2
1982	5/15-23	Glenn Michibata (6)	First Round	Doug Boswell (Tulsa)	W	6-1, 7-6 (2)
		Jon Van Nostrand		Christo Steyn (Miami)	L	6-4, 7-6 (4)
		Brad Gilbert (9-16)	Second Round	Ola Hallgren (BYU)	W	6-1, 6-4
		Rich Gallien		Steve Lovett (Wisconsin)	W	6-3, 6-1
		Glenn Michibata (6)	Round of 16	Dan Cassidy (Auburn)	W	4-6, 6-1, 6-3
		Brad Gilbert (9-16)		Gary Donnelly (Arizona State)	W	3-6, 7-5, 6-4
		Rich Gallien	Mike DePalmer (7) (Tennessee)	L	7-6 (2), 6-4	
		Glenn Michibata (6)	Round of 16	Sean Brawley (USC)	W	6-3, 7-5
		Brad Gilbert (9-16)	Randy Nixon (8) (California)	W	3-6, 6-3, 6-2	
		Glenn Michibata (6)	Quarterfinals	Mike Leach (Michigan)	L	7-5, 6-2
		Brad Gilbert (9-16)	Semifinals	Marcel Freeman (2) (UCLA)	W	7-6 (3), 7-6 (6)
		Brad Gilbert (9-16)	FINALS	Mike Leach (Michigan)	L	7-5, 6-3
1983	5/14-22	Kelly Jones	First Round	Glenn Layendecker (Yale)	W	6-1, 7-6 (7)
		John Van Nostrand		Fred Perrin (South Florida)	W	6-2, 6-4
		Rich Gallien	Second Round	Scott Nichol (Oklahoma State)	L	6-4, 7-6 (3)
		Glenn Michibata (9-16)		John Desdunes (Clemson)	W	6-1, 2-6, 6-1
		Kelly Jones	Round of 16	Tomm Warneke (9-16) (Trinity)	L	7-6 (13), 7-6 (5)
		John Van Nostrand		Eric Korita (7) (SMU)	L	6-2, 6-3
		Glenn Michibata (9-16)	Roberto Saad (Wichita State)	L	6-4, 6-4	
		1984	5/12-20	Kelly Jones	First Round	Jonny Levine (2) (Texas)
Dani Leal	Wayne Hearn (North Carolina)			L		6-4, 1-6, 6-3
Rill Baxter	Second Round			Tomm Warneke (Trinity)	L	6-3, 6-1
Jerome Jones (9-16)				Mark Muphy (Oklahoma City)	W	6-3, 6-3
Jerome Jones (9-16)	Mark Basham (UCLA)			L	6-3, 6-4	
1985	5/18-26	Kelly Jones	Qualifying	Dave Beckman (Harvard)	W	7-5, 7-5
		Carlos DiLaura	First Round	Mike Wolf (Kansas)	W	6-4, 6-4
		Kelly Jones		Richard Matuszewski (Clemson)	L	6-3, 6-2
		Dani Leal (9-16)	Second Round	Tom Fontana (Texas)	W	6-3, 3-6, 7-6 (4)
		Carlos DiLaura		Mikael Pernfors (1) (Georgia)	L	default
		Dani Leal (9-16)	Miguel Nido (Clemson)	L	6-3, 6-2	



A win in the semifinals would have pitted Edwards against future World No. 1 John McEnroe. McEnroe defeated Sadri in the title match for his only NCAA singles crown.



Michibata earned the bid to the NCAA singles championship all four years and produced a record of 8-4.




Gilbert became Pepperdine's first NCAA singles finalist in 1982. After completing his career at Pepperdine, he went on to play professionally and reached a World ranking of No. 4 in 1990.

NCAA SINGLES CHAMPIONSHIP RESULTS

Year	Date	Name (seed)	Round	Opponent (seed/school)	W/L	Score
1986	5/17-25	Robbie Weiss	First Round	Billy Uribe (LSU)	W	6-3, 6-2
		Marty Laurendeau		John Zahurak (Maryland)	L	7-6 (4), 6-4
		Kelly Jones (4)		Trey Carter (Georgia)	W	7-6 (6), 5-7, 6-3
		Robbie Weiss	Second Round	Paul Koscielski (Texas)	W	6-0, 6-3
		Kelly Jones (4)		Ned Caswell (Furman)	L	3-6, 6-3, 7-6 (8)
		Robbie Weiss	Round of 16	Brad Pearce (5) (UCLA)	L	3-6, 6-2, 6-2
1987	5/15-23	Marty Laurendeau	First Round	Ville Jansson (N.E. Louisiana)	W	6-1, 7-5
		Andrew Sznajder (2)		Paul Mancini (West Virginia)	L	6-2, 6-4
		Marty Laurendeau	Second Round	Richard Bergh (9-16) (Long Beach State)	W	7-6 (3), 6-1
		Marty Laurendeau	Round of 16	Andrew Burrow (7) (Miami)	L	6-4, 6-4
1988	5/23	Andrew Sznajder (3)	First Round	Rich Benson (Kentucky)	W	7-6 (2), 6-2
		Craig Johnson		Al Parker (Georgia)	L	1-6, 7-5, 7-6 (4)
		Robbie Weiss (1)		Jari Koho (Utah)	W	6-0, 6-0
	5/24	Andrew Sznajder (3)	Second Round	Stephen Enochs (Georgia)	W	6-2, 6-2
		Robbie Weiss (1)		Malcom Allen (San Jose State)	W	6-1, 6-1
	5/25	Andrew Sznajder (3)	Round of 16	Ed Nagel (Michigan)	L	7-6 (2), 0-6, 6-4
		Robbie Weiss (1)		Woody Hunt (California)	W	7-5, 7-5
	5/26	Robbie Weiss (1)	Quarterfinals	Bryan Shelton (Georgia Tech)	W	6-2, 3-6, 6-4
	5/27	Robbie Weiss (1)	Semifinals	Al Parker (Georgia)	W	6-3, 6-2
	5/28	Robbie Weiss (1)	FINALS	Brian Garrow (UCLA)	W	6-2, 4-6, 6-3
1989	5/23	Grant Saacks	First Round	Mark Mance (Duke)	L	3-6, 6-3, 6-1
1990	5/22	Alejo Mancisidor	First Round	Mike Brown (Arkansas)	L	6-2, 6-2
		David Wells-Roth (9-16)		Ty Tucker (Ohio State)	L	6-4, 6-4
1991	5/22	Alejo Mancisidor	First Round	Cha Hoon Im (Arkansas)	W	6-1, 6-3
	5/23	Alejo Mancisidor	Second Round	Luciano D'Andrea (VCU)	W	6-1, 7-6 (4)
	5/24	Alejo Mancisidor	Round of 16	Alex O'Brien (3) (Stanford)	L	6-2, 6-3
1992	5/20	Charles Auffray	First Round	Mark Booras (West Virginia)	W	7-6 (4), 3-6, 6-4
		Ashley Naumann		Michael Tebbutt (North Arizona)	L	6-4, 7-6 (6)
		Cary Lothringer		Tamer El Sawy (LSU)	L	6-2, 6-2
		Howard Joffe		Steve Campbell (9-16) (Rice)	W	6-1, 6-1
	5/21	Charles Auffray	Second Round	Yaser Zaatini (5-8) (East Tenn. State)	W	6-2, 6-2
		Howard Joffe		Bryan Jones (North Carolina)	W	6-4, 0-6, 6-4
	5/22	Charles Auffray	Round of 16	David Kass (Michigan)	L	6-1, 6-1
		Howard Joffe		Mike Sell (Georgia)	W	7-5, 6-2
	5/22	Howard Joffe	Quarterfinals	Chris Woodruff (9-16) (Tennessee)	W	6-3, 6-2
		Howard Joffe	Semifinals	Wade McGuire (5-8) (Georgia)	L	7-5, 3-6, 6-3
1993	5/19	Charles Auffray	First Round	Andrew Rueb (Harvard)	L	6-3, 3-6, 6-3
1994	5/25	Chris Auffray (9-16)	First Round	Adam Mandell (Yale)	W	6-1, 6-1
		Ari Nathan		Phil Cooper (Wichita State)	W	6-1, 6-2
	5/26	Chris Auffray (9-16)	Second Round	Mike Sell (Georgia)	L	6-1, 6-3
		Ari Nathan		Michael Flanagan (9-16) (Stanford)	L	6-4, 6-1
1995	5/17	Simon Aspelin	First Round	Daniel Dewandaka (Tennessee)	W	6-4, 6-3
	5/18	Simon Aspelin	Second Round	George Bastl (South Florida)	W	6-4, 6-4
	5/19	Simon Aspelin	Round of 16	Brett Hansen (6) (USC)	L	6-2, 6-2
1996	5/22	Simon Aspelin (9-16)	First Round	Richard Wernerhjelm (VCU)	W	6-4, 6-0
	5/23	Michael Jessup		Fredrik Fiers (Fresno State)	L	4-6, 6-3, 6-3
	5/24	Simon Aspelin (9-16)	Second Round	Mike Sprouse (Notre Dame)	W	2-6, 6-1, 7-5
	5/24	Simon Aspelin (9-16)	Round of 16	Ali Hamadeh (Mississippi)	W	6-4, 5-7, 6-0
		Simon Aspelin (9-16)	Quarterfinals	Adam Peterson (USC)	L	6-4, 6-2
1997	5/22	Simon Aspelin	First Round	Johan Landsberg (9-16) (Ole Miss)	L	2-6, 6-4, 6-2
1998	5/27	Michael Jessup	First Round	David McNamara (MTSU)	L	7-5, 6-4
1999	5/26	Kelly Gullett	First Round	Adam Marchetti (Virginia Tech)	W	6-7 (5), 6-2, 6-4
	5/27	Kelly Gullett	Second Round	Jeff Morrison (2) (Florida)	L	6-2, 7-5
2000	5/24	Sebastian Graeff	First Round	Johan Hesoun (Kentucky)	L	6-3, 6-4
		Robert Kendrick		Frank Moser (VCU)	W	6-2, 6-2
	5/25	Robert Kendrick	Second Round	Alex Waske (San Diego State)	W	7-6 (1), 6-2
		Robert Kendrick	Round of 16	Jeff Morrison (Florida)	L	7-6 (5), 6-2
2001	n/a	Stefan Suter	First Round	Genius Chidzikwe (SMU)	L	6-1, 6-4
		Al Garland		Maxim Belski (Alabama)	W	6-1, 6-2
		Al Garland	Second Round	Mark Parsons (Tennessee)	W	6-4, 6-4
		Al Garland	Round of 16	Ajay Ramaswami (LSU)	W	6-3, 5-7, 6-3
		Al Garland	Quarterfinals	Michael Kogan (Tulane)	W	7-5, 6-4
		Al Garland	Semifinals	Brian Vahaly (Virginia)	L	6-3, 6-7, 6-2



Robbie Weiss will forever be remembered in the Pepperdine annals as the Waves' first and only NCAA Singles Champion. He was inducted into both the ITA and the Pepperdine Athletics Hall of Fame in 2008.



Kendrick went on to play professionally. In 2006, he nearly upset Rafael Nadal in the second round of Wimbledon, taking a two-set lead before Nadal fought back to win in five sets.

NCAA SINGLES CHAMPIONSHIP RESULTS

Year	Date	Player (seed)	Round	Opponent (seed/school)	W/L	Score
2002	5/22	Al Garland	First Round	Marcio Petrone (North Carolina)	W	6-3, 6-4
	5/23	Al Garland	Second Round	Maxim Belski (Alabama)	W	6-1, 6-2
	5/24	Al Garland	Round of 16	David Martin (Stanford)	L	6-3, 6-4
2003	5/21	Calle Hansen	First Round	Alex Hartman (7) (Mississippi)	W	6-3, 6-4
	5/22	Calle Hansen	Second Round	William Barker (Rice)	L	6-4, 6-2
2004	5/26	Calle Hansen	First Round	Jakub Praibis (Indiana)	L	6-3, 3-6, 7-6
		Pedro Rico		Gatalin Gard (4) (Mississippi)	W	7-5, 7-6
	5/27	Pedro Rico	Second Round	Scott Schnugg (Georgia Tech)	W	6-2, 7-5
2005	5/28	Pedro Rico	Round of 16	Michael Kogan (Tulane)	L	6-2, 6-2
	5/25	Pedro Rico	First Round	Jonathan Chu (Harvard)	L	6-3, 6-1
	5/25	Scott Doerner		Hamid Mirzadeh (Florida)	W	3-6, 7-6 (5), 7-5
2006	5/26	Scott Doerner	Second Round	Benjamin Becker (9-16) (Baylor)	L	3-6, 6-3, 6-4
	5/24	Pedro Rico	First Round	Lars Poerschke (4) (Baylor)	W	6-4, 6-7 (2), 7-5
		Scott Doerner (9-16)		Sheeva Parbhu (Notre Dame)	L	7-5, 6-0
2007	5/25	Pedro Rico	Second Round	Adrians Zguns (Arkansas)	L	6-4, 4-6, 6-1
	5/23	Andre Begemann (9-16)*	First Round	Dimitar Kutrovsky (Texas)	W	6-3, 7-6 (3)
		Bassam Beidas		Martin Stiegwardt (Georgia State)	W	6-4, 7-5
2008	5/24	Andre Begemann (9-16)*	Second Round	Blake Stroke (Arkansas)	W	6-3, 6-3
	5/25	Bassam Beidas		John Isner (1) (Georgia)	L	6-3, 6-2
		Andre Begemann (9-16)*	Round of 16	Arnau Brugues (6) (Tulsa)	L	7-6 (4), 6-4
2009	5/21	Andre Begemann (9-16)*	First Round	Cory Parr (Wake Forrest)	W	6-2, 6-7 (5), 6-4
	5/22	Bassam Beidas		Guillermo Gomez (Ga. Tech)	W	6-3, 7-6 (3)
		Andre Begemann (9-16)*	Second Round	Cosmin Cotet (Texas Christian)	W	6-2, 6-1
	5/23	Bassam Beidas		Nestor Briceno (Florida)	W	6-3, 6-7 (5), 7-5
		Andre Begemann (9-16)*	Round of 16	Oleksander Nedovyesov (3) (Okla. St.)	W	6-3, 6-4
	5/24	Bassam Beidas		Travis Helgeson (4) (Georgia)	W	6-1, 6-4
		Andre Begemann (9-16)*	Quarterfinals	Justin Kronauge (Ohio State)	W	4-6, 7-6 (5), 6-4
	5/25	Bassam Beidas		Alex Clayton (8) (Stanford)	L	6-2, 6-4
2010	5/25	Andre Begemann (9-16)*	Semifinals	J. P. Smith (Tennessee)	L	6-2, 6-4
	5/20	Omar Altmann	First Round	Alex Lacroix (Florida)	W	6-3, 6-4
		Bassam Beidas		Dominic Ingot (9-16) (Virginia)	L	6-4, 3-6, 7-6 (6)
2011	5/21	Omar Altmann	Second Round	Ishay Hadash (Minnesota)	W	6-2, 4-6, 6-4
	5/22	Omar Altmann	Round of 16	Arnau Brugues (1) (Tulsa)	L	7-6 (4), 6-3
	5/26	Bassam Beidas	First Round	James Meredith (Boise State)	W	7-6 (4), 6-3
2012	5/27	Bassam Beidas	Second Round	Alex Lacroix (8) (Florida)	W	4-6, 7-5, 7-5
	5/28	Bassam Beidas		Dimitar Kutrovsky (9-16) (Texas)	L	6-7 (6), 6-41, 6-2
		Bassam Beidas	Round of 16			
2013	5/25	Sebastian Fanselow	First Round	Alex Domijan (2) (Virginia)	W	2-6, 6-4, 6-1
	5/26	Finn Tearney		Casey Watt (Notre Dame)	W	2-6, 7-5, 6-0
		Sebastian Fanselow	Second Round	John Peers (Baylor)	W	6-2, 4-6, 6-2
2014	5/27	Finn Tearney	Round of 16	Blaz Rola (5) (Ohio State)	L	7-5, 6-2
	5/23	Finn Tearney	First Round	Andreas Mies (Auburn)	L	6-3, 6-2
		Sebastian Fanselow (8)		Bob van Overbeek (Florida)	L	6-3, 6-4
	5/22	Sebastian Fanselow (9-16)	First Round	Anis Ghorbel (Drake)	W	3-6, 6-4, 6-3
		Alex Sarkissian		Hunter Reese (Tennessee)	W	6-3, 1-6, 6-4
	5/23	Sebastian Fanselow (9-16)	Second Round	Guillermo Alcorta (Oklahoma)	W	5-7, 6-3, 7-6 (8)
		Alex Sarkissian		Ryan Lipman (9-16) (Vanderbilt)	W	6-3, 6-0
	5/24	Sebastian Fanselow (9-16)	Round of 16	Peter Kobelt (7) (Ohio State)	W	6-4, 6-2
Alex Sarkissian			Japie DeKlerk (Tulsa)	L	7-6 (0), 6-7 (3), 6-2	
2015	5/25	Sebastian Fanselow (9-16)	Quarterfinals	Andreas Mies (Auburn)	W	7-5, 3-6, 6-4
	5/26	Sebastian Fanselow (9-16)	Semifinals	Jamere Jenkins (3) (Virginia)	L	7-6 (1), 7-6 (3)
2016	5/21	Alex Sarkissian	First Round	Brayden Schnur (9-16) (North Carolina)	W	4-6, 6-1, 7-6 (6)
	5/22	Alex Sarkissian	Second Round	Romain Bogaerts (Wake Forest)	W	6-1, 6-4
	5/23	Alex Sarkissian	Round of 16	Leandro Toledo (Minnesota)	W	7-6 (1), 6-1
	5/24	Alex Sarkissian	Quarterfinals	Roberto Cid (South Florida)	W	6-0, 6-3
	5/25	Alex Sarkissian	Semifinals	Denis Nguyen (Harvard)	W	4-6, 7-5, 6-2
	5/26	Alex Sarkissian	FINALS	Marco Giron (2) (UCLA)	L	6-4, 6-1



2006 was the season Rico and Doerner led the Waves to the NCAA team title.



Fanselow's win over Alex Domijan marked the second time a Wave has upset the No. 2 seed in the singles tournament. The first occurred in 1982 courtesy of Brad Gilbert.



Sarkissian, ranked #28 during the championships, saved match point in his first round match before making his magical run to the finals. He is the only Wave to reach the singles & doubles quarterfinals in the same season.

*Appearances by Andre Begemann in 2007 and 2008 later vacated by NCAA

NCAA DOUBLES CHAMPIONSHIP RESULTS

The Waves have sent 37* different doubles teams to the NCAA Doubles Championships since 1978. Kelly Jones took the top prize home twice, first with Jerome Jones (no relation) in 1984, and again in 1985 with partner Carlos DiLaura. In 2006, just days after capturing the NCAA Championship team title, Andre Begemann and Scott Doerner nearly captured first place in the doubles competition, but fell just short and settled for second place.


Year	Date	Pepperdine Team (seed)	Round	Opposing Team (seed)	School	W/L	Score
1979	5/25-28	Garth Haynes/Eddie Edwards	First Round	Chris Kaskow/Louderback	Ohio State	W	6-3, 7-5
			Round of 16	Andy Kohlberg/Fancutt	Tennessee	L	6-1, 5-7, 7-6
1980	5/19-26	Garth Haynes/Eddie Edwards Garth Haynes/Eddie Edwards	First Round	O'Jala/Maumons	SIU-Edwardsville	W	6-3, 6-1
			Round of 16	Robert van't Hoff/Adler (4)	USC	L	2-6, 7-6 (3), 7-5
1981	5/16-24	Rich Gallien/John Van Nostrand	First Round	Mark Dickson/Pender Murphy	Clemson	L	6-0, 6-4
1982	5/15-23	Rill Baxter/John Van Nostrand Glenn Michibata/Rich Gallien Rill Baxter/John Van Nostrand Glenn Michibata/Rich Gallien Rill Baxter/John Van Nostrand Rill Baxter/John Van Nostrand	First Round	Ken Flach/Doug Burke	SIU-Edwardsville	W	6-4, 3-0, ret.
			Round of 16	Erik Van't Hof/Jeff Turpin	SMU	W	4-6, 7-3 (3), 6-0
				Chuck Willenborg/John Davis	UCLA	W	default
			Quarterfinals	Tomm Warneke/Pinchoff (3)	Trinity	L	6-3, 4-6, 6-4
			Semifinals	Scott Davis/Jeff Arons (5-8)	Stanford	W	6-6, 2-6, 7-6 (3)
Finals	Peter Doohan/Pat Serret (5-8)	Arkansas	L	6-4, 4-6, 7-6 (5)			
1983	5/14-22	Rich Gallien/Kelly Jones (5-8) Rill Baxter/John Van Nostrand Rich Gallien/Kelly Jones (5-8) Rich Gallien/Kelly Jones (5-8)	First Round	Gaeta/Swartbout	Rochester	W	6-1, 7-5
			Round of 16	Roberto Saad/Smith	Wichita State	L	6-2, 6-3
				McKeen/Jim Grabb	Stanford	W	5-7, 6-4, 6-3
			Quarterfinals	Doohan/Serret	Arkansas	L	6-3, 6-3
1984	5/12-20	Kelly Jones/Jerome Jones (1) Rill Baxter/Ed Nagel Kelly Jones/Jerome Jones (1) Kelly Jones/Jerome Jones (1) Kelly Jones/Jerome Jones (1) Kelly Jones/Jerome Jones (1)	First Round	Peter Mallett/Kirk Loomis	Oklahoma State	W	6-4, 7-6 (4)
			Round of 16	Jeff Chambers/Hearn	North Carolina	L	6-0, 7-5
				Fernando Perez/Cicero	LSU	W	6-2, 2-6, 7-5
			Quarterfinals	Chris Kennedy/Tomm Warneke	Trinity	W	6-2, 7-6 (4)
			Semifinals	Jim Grabb/John Letts (5)	Stanford	W	3-6, 6-4, 7-5
Finals	Rick Leach/Tim Pawsat (6)	USC	W	6-3, 7-6 (4)			
1985	5/18-26	Kelly Jones/Carlos DiLaura (6) Kelly Jones/Carlos DiLaura (6) Kelly Jones/Carlos DiLaura (6) Kelly Jones/Carlos DiLaura (6) Kelly Jones/Carlos DiLaura (6)	First Round	Matt Grace/Chuck Merzbacher	Minnesota	W	6-3, 6-2
			Round of 16	Kimmo Alkio/Grant Connell	Texas A&M	W	6-0, 6-4
				Arkie Engel/Larry Scott	Harvard	W	3-6, 6-3, 6-4
			Quarterfinals	Allen Miller/Mikael Pernfors (1)	Georgia	W	6-3, 6-2
			Semifinals	Charles Beckman/Royce Deppe (5-8)	Texas	W	7-5, 7-6 (6)
1986	5/17-25	Kelly Jones/Agustin Moreno (4) Kelly Jones/Agustin Moreno (4) Kelly Jones/Agustin Moreno (4)	First Round	Robert-Jan Bierens/Greg Hayward	BYU	W	6-2, 7-5
			Round of 16	Ville Jansson/Peter Jetzel	N.E. Louisiana	W	6-1, 6-7 (5), 6-4
				Mike Kures/Dan Nahirney	UCLA	L	6-3, 7-5
1988	5/24 5/25	Craig Johnson/Grant Saacks Craig Johnson/Grant Saacks	First Round	Arkie Engle/Mark Leschly	Harvard	W	6-4, 6-2
			Round of 16	Patrick Galbraith/Brian Garrow	UCLA	L	6-3, 3-6, 6-3
1991	5/23	Cary Lothringer/Ari Nathan	First Round	Tamer El Sawy/Mario Pacheco	LSU	L	
1992	5/21	Cary Lothringer/Ari Nathan	First Round	Mike Knowles/Ivan Trevino (5-8)	Ole Miss	L	6-4, 6-4
1993	5/20 5/21 5/22	Cary Lothringer/Ari Nathan Cary Lothringer/Ari Nathan Cary Lothringer/Ari Nathan	First Round	Juan Carlos Bianchi/Rich Witsken (1)	Alabama	W	6-1, 6-1
			Round of 16	Tamer El Sawy/Alex Guevara	LSU	W	3-6, 6-3, 6-4
				Chris Cocotos/Michael Flanagan	Stanford	L	6-4, 2-6, 6-4
1994	5/26 5/27 5/28 5/28	Cary Lothringer/Ari Nathan Simon Aspin/Troy Hudgin Simon Aspin/Troy Hudgin Simon Aspin/Troy Hudgin	First Round	Laurent Miquelard/Joe Simmons (5-8)	Mississippi State	L	6-3, 6-1
			Round of 16	Mitty Arnold/Marshall Burroughs	Harvard	W	6-3, 7-6 (0)
				Fredrik Eliasson/Jonas Elmlblad	VCU	W	6-4, 7-5
			Quarterfinals	Wayne Black/Jon Leach (3)	USC	L	6-4, 7-6 (2)
1995	5/18 5/18	Chris Hill/Mike Jessup Simon Aspin/Troy Budgen	First Round	Peter Ayers/Rob Chess (5-8)	Duke	L	3-6, 6-3, 6-4
			Round of 16	Chad Clark/Trey Phillips	Texas	L	6-4, 6-4



Kelly Jones spent several years on the ATP Tour and earned runner-up finishes at Wimbledon (mixed doubles), the U.S. Open and the Australian Open (men's doubles).



Four-time All-American Aspin has gone on to have one of the most successful pro careers of any Pepperdine alumni, winning the 2007 U.S. Open doubles Grand Slam and a silver medal in doubles at the 2008 Olympics.



NCAA DOUBLES CHAMPIONSHIP RESULTS

Year	Date	Pepperdine Team (seed)	Round	Opponent (seed)	Team	W/L	Score
1996	5/23	Troy Budgen/Brad Sceney (4)	First Round	Adham Alalay/Lee Pearson	Auburn	W	7-6 (6), 4-6, 6-4
	5/24	Troy Budgen/Brad Sceney (4)	Round of 16	Fredrik Giers/Ryan Juinio	Fresno State	W	6-2, 6-3
	5/25	Troy Budgen/Brad Sceney (4)	Quarterfinals	Ashley Fisher/Jason Weir-Smith	Texas Christian	L	6-4, 6-4
1997	5/22	Troy Budgen/Brad Sceney	First Round	John James/Class Westlin	South Alabama	L	6-4, 3-6, 7-6 (3)
1998	5/28	Kelly Gullett/Robert Lindstedt (5-8)	First Round	Shuon Madden/Carlos Tori	Texas A&M	W	6-2, 4-6, 6-3
	5/29	Kelly Gullett/Robert Lindstedt (5-8)	Round of 16	Brian Patterson/Jakub Pietrowski	Notre Dame	W	2-6, 6-2, 6-4
	5/30	Kelly Gullett/Robert Lindstedt (5-8)	Quarterfinals	Paul Goldstein/Ryan Wolters (2)	Stanford	W	6-4, 6-4
	5/30	Kelly Gullett/Robert Lindstedt (5-8)	Semifinals	Pepe Caballero/Jeff Williams	New Mexico	W	6-4, 6-4
	5/31	Kelly Gullett/Robert Lindstedt (5-8)	FINALS	Bob Bryan/Mike Bryan (4)	Stanford	L	6-7 (6), 6-2, 6-4
1999	5/27	Kelly Gullett/John Hui	First Round	Dimitry Muzyka/Jordan Wile	Duke	W	6-7 (4), 6-2, 6-3
	5/28	Kelly Gullett/John Hui	Round of 16	James Blake/Kunj Majmudar (2)	Harvard	W	3-6, 6-4, 6-4
	5/29	Kelly Gullett/John Hui	Quarterfinals	Patrick Gottsieben/Roman Kukal	USC	L	6-4, 4-6, 7-5
2000	5/25	Sebastien Graeff/Anthony Ross	First Round	Thomas Haug/Martin Michalowski	Minnesota	W	7-6 (3), 6-7 (10), 6-3
	5/26	Sebastien Graeff/Anthony Ross	Round of 16	Maxim Belski/Francisco Rodriguez	Alabama	W	6-3, 6-3
	5/27	Sebastien Graeff/Anthony Ross	Quarterfinals	Cary Franklin/Graydon Oliver	Illinois	L	5-7, 6-4, 6-2
2001	n/a	Sebastien Graeff/Stefan Suter	First Round	Matias/Travis Parrott	Georgia	L	6-3, 6-7, 6-2
2002	5/23	Sebastien Graeff/Stefan Suter	First Round	Markus Hornugn/Nathan McGregor	Baylor	L	1-6, 6-3, 6-4
	5/23	Johan Berg/Al Garland		Thomas Haug/Harsh Mankad	Minnesota	L	6-4, 6-4
2003	5/22	Diego Acuna/Calle Hansen (5-8)	First Round	Jermaine Jenkins/Nathan Thompson	Clemson	W	6-4, 6-4
	5/23	Diego Acuna/Calle Hansen (5-8)	Round of 16	Michael Calkins/Amer Delic	Illinois	W	7-6, 6-4
	5/24	Diego Acuna/Calle Hansen (5-8)	Quarterfinals	Scott Lipsky/David Martin (4)	Stanford	L	6-1, 6-7, 6-1
2004	5/27	Calle Hansen/Pedro Rico	First Round	Phil Stolt/Brian Wilson (4)	Illinois	W	7-5, 3-6, 6-4
	5/28	Calle Hansen/Pedro Rico	Round of 16	Bryan Fisher/Jason Hazley	LSU	W	6-2, 6-0
	5/29	Calle Hansen/Pedro Rico	Quarterfinals	KC Corkery/Sam Warburg	Stanford	L	6-3, 6-4
2005	5/26	Scott Doerner/Pedro Rico (5-8)	First Round	Dmitriy Koch/Alberto Sottocomo	Tulane	L	6-3, 3-6, 6-3
2006	5/25	Andre Begemann/Scott Doerner (2)	First Round	Matt Baccarani/Patrick Thompson	Ball State	W	6-1, 6-4
	5/26	Andre Begemann/Scott Doerner (2)	Round of 16	Mark Growcott/Ken Skupski	LSU	W	7-6, 7-6
	5/27	Andre Begemann/Scott Doerner (2)	Quarterfinals	Luigi D'Agord/Daniel Vallverdu	Miami (Fla.)	W	5-7, 6-4, 6-0
	5/28	Andre Begemann/Scott Doerner (2)	Semifinals	Marco Born/Andreas Sijestrom (5-8)	Middle Tenn. St.	W	6-3, 7-6 (7)
	5/29	Andre Begemann/Scott Doerner (2)	FINALS	Kevin Anderson/Ryan Rowe (3)	Illinois	L	6-2, 6-4
2008	5/22	Andre Begemann/Omar Altmann*	First Round	Austin Krajicek/Conor Pollock	Texas A&M	L	4-6, 6-3, 6-3
2009	5/21	Omar Altmann/Bassam Beidas (5-8)	First Round	Arnau Brugues/Philip Stevens	Tulsa	W	2-6, 6-1, 7-6 (3)
	5/22	Omar Altmann/Bassam Beidas (5-8)	Round of 16	Justin Kronauge/Steve Moneke	Ohio State	W	6-1, 6-2
	5/23	Omar Altmann/Bassam Beidas (5-8)	Quarterfinals	Dominic Inglot/Michael Shabaz	Virginia	L	6-4, 6-2
2010	5/27	Bassam Beidas/Alex Llupart	First Round	Dimitar Kutrovsky/Josh Zavala	Texas	L	4-6, 6-2, 6-2
2012	5/24	Alex Llupart/Finn Tearney	First Round	Alex Stamchev/Andreas Mies (5-8)	Auburn	W	6-7 (3), 6-3, 7-6 (2)
	5/25	Alex Llupart/Finn Tearney	Round of 16	Constin Pavel/Dane Webb	Oklahoma	L	7-6 (3), 3-6, 6-3
2013	5/23	Francis Alcantara/Finn Tearney	First Round	Stephane Piro/Bob van Overbeek	Florida	L	7-6 (1), 4-6, 6-4
2014	5/22	Francis Alcantara/Alex Sarkissian	First Round	Ashok Narayana/Max Schnur	Columbia	W	6-3, 1-6, 6-1
	5/23	Francis Alcantara/Alex Sarkissian	Round of 16	Jack Findel-Hawkins/Norbert Nemcsek	North Florida	W	6-2, 6-1
	5/24	Francis Alcantara/Alex Sarkissian	Quarterfinals	Arjun Kadhe/Jakob Sude	Oklahoma State	L	6-4, 6-3



More than 10 years later, Lindstedt is still facing off with the Bryan brothers in championship finals. The former Wave lost in the 2011 Wimbledon doubles title match to the Stanford alumni in three sets. Lindstedt also reached the Wimbledon final in 2010 and 2012 and won the Australian Open in 2014.



After a storied career on the court, Doerner turned to the coaching side of the game. From 2008-13, Doerner served as the assistant coach for the Pepperdine women's tennis team.

*Appearance by Andre Begemann in 2008 later vacated by NCAA



YEARLY MATCH RESULTS

1974

Record: 25-4

Coach: Larry Riggs

Cal Poly	W 9-0
Loyola Marymount	W 9-0
UC Santa Barbara	W 7-2
CS Dominguez Hills	W 9-0
Occidental	W 9-0
San Diego State	W 7-2
Cal State Los Angeles	W 6-2
Cal State Fullerton	W 8-1
Cal State Northridge	W 9-0
UC Irvine	W 6-3
Long Beach State	L 4-5
UC Santa Barbara	W 9-0
USC	L 4-5
UC Irvine	L 4-5
UCLA	L 1-8
San Diego State	W 7-2
San Diego	W 7-2
Redlands	W 8-1
Cal State Hayward	W 7-2
Long Beach State	W 6-3

(only results available)

1975

Record: 22-9

Coach: Larry Riggs

Redlands	W 7-2
UC Santa Barbara	W 7-2
San Diego State	W 8-1
UC Santa Barbara	W 7-2
Cal State Northridge	W 9-0
Loyola Marymount	W 9-0
UC Irvine	W 8-1
Redlands	W 8-1
Cal State Northridge	W 8-1
UCLA	L 1-8
Long Beach State	W 7-2
USC	W 5-4
Cal Baptist	W 8-1
Long Beach State	W 5-4
UCLA	H L 2-7
USC	H L 3-6

(only results available)

1976

Record: 22-8

Coach: Larry Riggs

Loyola Marymount	H W 9-0
Santa Monica CC	H W 9-0
Redlands	H W 8-1
Cal State Fullerton	H W 8-1
USC	A L 3-6
Arizona State	A L 4-5
Arizona	A W 5-4
UCLA	A L 0-9
UC Santa Barbara	A W 8-1
Cal State Bakersfield	A W 9-0
Long Beach State	H W 8-1
SMU	H W 5-4
New Mexico State	H W 5-4
New Mexico	H W 7-2
Arizona	H W 6-3
Arizona State	H W 5-4
USC	H L 4-5
San Jose State	H W 6-3
UC Irvine	A W 5-4
San Diego State	H W 8-1
Long Beach State	A W 8-1
Utah	H L 4-5
UC Irvine	H W 6-3
UC Santa Barbara	H W 8-1
SMU	A W 5-4
Trinity	A L 3-6
Texas	A L 4-5
Pan American	A L 3-6
Houston	A W 5-4
Arkansas	A W 9-0

1977

Record: 6-14

Coach: Larry Riggs

Cal State Fullerton	H W 7-2
USC	A L 3-6
Long Beach State	H W 8-1
Arizona State	A L 3-6
Arizona	A W 8-1
Trinity	H W 6-3
UC Irvine	H W 8-1
Texas	H L 4-5
Arizona State	A L 4-5
Arizona State	H W 5-4
USC	H L 3-6
California	H L 0-9
Texas	A L 1-8
SMU	A L 2-7
Texas Christian	A L 4-5
Arkansas	A L 3-6
Georgia	A L 4-5
Trinity	A L 2-7
Pan American	A L 4-5
Stanford	A L 1-8

1978

Record: 19-9

Coach: Allen Fox

Long Beach State	A W 5-4
Cal State Los Angeles	H W 9-0
Cal State Fullerton	H W 9-0
UCLA	H L 2-7
(1) UC Santa Barbara	A W 8-1
(1) California	N W 6-3
(1) Pan American	N W 6-3
Long Beach State	H W 8-1
UCLA	A L 1-8
USC	H L 4-5
UC Irvine	H L 4-5
Texas Christian	H W 5-4
Yale	H W 6-3
SMU	H L 3-6
Canada CC	H W 9-0
Arizona State	H L 4-5
California	H W 5-4
UC Irvine	A W 5-4
Pierce CC	H W 8-1
Arizona	A W 7-2
Arizona State	A W 6-3
Redlands	H W 8-1
UC Santa Barbara	H W 8-1
California	A L 3-6
Stanford	A L 3-6
Southern Illinois	H W 5-4
(2) LSU	N W 6-3
(2) UCLA	N L 3-6
(1) UC Santa Barbara Invitational (Santa Barbara, Calif.)	
(2) NCAA Championships (Athens, Ga.)	

1979

Record: 20-8

Coach: Allen Fox

San Diego State	H W 7-2
(1) Princeton	N W 6-3
(1) SMU	N L 0-9
(1) California	N W 5-4
UCLA	H L 2-7
Cal State Fullerton	H W 7-2
Redlands	H W 8-1
Pierce CC	H W 7-2
Arkansas	H L 4-5
Oklahoma City	H W 6-3
SMU	H W 6-3
Tennessee	H W 7-2
Ohio State	H W 8-1
Texas Tech	H W 8-1
California	H W 5-4
Harvard	H W 8-1
Colorado	H W 6-3
USC	A L 3-6
UC Irvine	H W 9-0
San Francisco	H W 9-0
UCLA	A L 2-6
UC Santa Barbara	H W 7-2
San Diego	H W 8-1
Stanford	A L 4-5
California	A L 0-9
UC Irvine	A W 6-3
(2) Georgia	A W 5-4
(2) UCLA	N L 4-5
(1) ITA National Indoor Championships (Los Angeles, Calif.)	
(2) NCAA Championships (Athens, Ga.)	

1980

Record: 22-7

Coach: Allen Fox

Cal State Los Angeles	H W 9-0
Cal State Fullerton	H W 8-1
UC Irvine	H W 9-0
San Diego State	H W 8-1
(1) Texas	N W 6-3
(1) SMU	N L 4-5
(1) Arkansas	N W 7-3
(1) USC	N W 5-1
Pierce CC	H W 9-0
Miami	H W 7-2
Trinity	H W 5-4
Texas Christian	H W 8-1
SMU	H W 8-1
Arkansas	H L 4-5
USC	H W 6-3
California	H L 3-6
Princeton	H W 7-2
South Carolina	H W 7-2
San Francisco	H W 8-1
San Diego	H W 7-2
UCLA	A L 1-8
California	A L 4-5
UC Irvine	A W 8-1
UC Santa Barbara	H W 8-1
Redlands	H W 7-2
(2) Georgia	A W 5-3
(2) UCLA	N W 5-2
(2) Stanford	N L 3-6
(2) USC	N L 4-5
(1) ITA National Indoor Championships (Princeton, N.J.)	
(2) NCAA Championships (Athens, Ga.)	

1981

Record: 19-4

Coach: Allen Fox

Cal State Fullerton	H W 9-0
Redlands	H W 9-0
Clemson	H W 7-2
San Diego State	H W 8-1
UC Irvine	H W 9-0
Pierce CC	H W 8-1
USC	H W 5-4
UC Santa Barbara	H W 9-0
UCLA	H W 7-2
Yale	H W 8-1
Minnesota	H W 6-3
USC	A W 5-4
UCLA	A L 1-8
Long Beach State	H W 9-0
San Francisco	H W 9-0
San Diego	H W 5-4
California	H L 3-6
Utah	H W 8-1
California	A W 7-2
Stanford	A L 3-6
Clemson	A W 6-3
(1) Harvard	N W 7-2
(1) Georgia	A L 2-7
(1) NCAA Championships (Athens, Ga.)	

1982

Record: 23-5

Coach: Allen Fox

Redlands	H W 9-0
San Diego State	H W 9-0
BYU	H W 8-1
UCLA	H W 6-3
(1) Miami	N W 6-0
(1) California	N W 7-2
(1) Trinity	N W 6-3
(1) Georgia	N W 5-4
Long Beach State	H W 6-3
(2) SMU	N L 2-7
(2) Miami	A W 6-3
(2) Clemson	N L 4-5
LSU	H W 7-2
Utah	H W 8-1
UCLA	A L 4-5
Tennessee	H W 8-1
Princeton	H W 8-1
Minnesota	H W 9-0
San Diego	H W 8-1
UC Irvine	H W 9-0
Cal State Fullerton	H W 9-0
California	H W 6-3
California	A W 7-2
Stanford	A L 4-5
(3) Wichita State	N W 6-3
(3) California	N W 5-2
(3) SMU	N W 5-2
(3) UCLA	N L 1-5
(1) ITA National Indoor Championships (Los Angeles, Calif.)	
(2) Miami Invitational (Miami, Fla.)	
(3) NCAA Championships (Athens, Ga.)	

1983

Record: 17-5

Coach: Allen Fox

Redlands	H W 9-0
San Diego	H W 9-0
UCLA	H W 6-3
(1) Miami	N W 5-4
(1) Stanford	N W 5-4
(1) Texas	N W 8-1
Chapman	H W 8-1
Long Beach State	H W 7-2
UC Santa Barbara	H W 9-0
SMU	H L 2-7
Arkansas	H W 6-0
Clemson	N W 5-4
Minnesota	H W 5-1
USC	N L 4-5
UCLA	A W 7-2
UC Irvine	A W 6-3
Trinity	H W 5-4
Stanford	A L 2-7
(2) Wichita State	N W 5-3
(2) UCLA	N W 5-4
(2) SMU	N L 4-5
(2) USC	N L 4-5
(1) ITA National Indoor Championships (Los Angeles, Calif.)	
(2) NCAA Championships (Athens, Ga.)	

1984

Record: 29-5

Coach: Allen Fox

Redlands	H W 9-0
Cal State Fullerton	H W 9-0
BYU	H W 7-2
(1) LSU	N W 5-4
(1) UCLA	A L 4-5
(1) SMU	N W 6-2
(1) Trinity	N W 5-2
UC Irvine	H W 9-0
Long Beach State	H W 6-3
San Diego	H W 8-1
UCLA	H L 3-6
San Jose State	H W 9-0
Rice	H W 8-1
New Mexico	H L 3-6
Arizona	H W 7-2
SMU	H W 6-3
Clemson	H W 5-4
Minnesota	H W 8-1
Arkansas	H W 7-2
Miami	H W 5-4
Mississippi State	N W 9-0
LSU	A W 5-4
Chapman	H W 9-0
Arizona State	H W 8-1
UCLA	A W 5-4
UC Irvine	A W 7-2
San Diego State	H W 8-1
California	H W 7-2
California	A W 4-2
Stanford	A L 3-6
(2) Columbia	N W 7-2
(2) Trinity	N W 5-4
(2) UCLA	N L 3-5
(2) Georgia	A W 5-2
(1) ITA National Indoor Championships (Los Angeles, Calif.)	
(2) NCAA Championships (Athens, Ga.)	

YEARLY MATCH RESULTS

1985

Record: 30-7

Coach: Allen Fox

Cal State Bakersfield	H W 9-0
San Diego State	H W 9-0
UCLA	H L 4-5
Loyola Marymount	H W 9-0
(1) Utah	N W 6-2
(1) Stanford	N L 1-5
(1) Georgia	N W 6-3
(1) LSU	N W 5-3
Long Beach State	H L 3-6
Northeast Louisiana	H W 7-2
Chapman	H W 8-1
USC	A L 4-5
Georgia Tech	H W 8-1
LSU	H W 8-1
UNLV	H W 8-1
UC Irvine	H W 8-1
Duke	H W 8-1
New Mexico	H W 8-1
Kansas	H W 9-0
Texas A&M	H W 9-0
Arkansas	H W 8-1
Clemson	H W 9-0
Minnesota	H W 9-0
(2) Auburn	N W 8-1
(2) Alabama	N W 7-2
(2) Miami	N W 7-2
(2) Georgia	N W 5-4
U.S. International	H W 7-2
UC Santa Barbara	H W 8-1
UC Irvine	A W 6-3
San Diego	H W 8-1
California	H W 8-1
Stanford	A L 3-6
California	A W 5-4
UCLA	A L 1-8
(3) Texas A&M	N W 5-3
(3) SMU	N L 2-5

- (1) ITA National Indoor Championships (Louisville, Ky.)
- (2) Blue-Grey Tournament (Montgomery, Ala.)
- (3) NCAA Championships (Athens, Ga.)

1986

Record: 22-8

Coach: Allen Fox

(1) Miami	A W 7-2
(1) SMU	N L 4-5
(1) Clemson	N L 3-6
San Diego State	H W 9-0
USC	H L 4-5
UC Irvine	H W 7-2
(2) BYU	N W 7-1
(2) Stanford	N W 5-1
(2) USC	N W 5-4
(2) SMU	N W 6-3
Georgia Tech	H W 6-3
San Diego	H W 8-1
Kansas	H W 8-1
New Mexico	H W 7-2
Indiana	H W 8-1
Clemson	H L 1-8
Minnesota	H W 7-2
(3) Clemson	N L 4-5
(3) LSU	A W 6-3
(3) Florida	N W 6-0
UC Santa Barbara	H W 8-1
California	H W 8-1
Stanford	A L 4-5
California	A W 7-2
UCLA	A L 3-6
Long Beach State	H W 9-0
(4) Georgia	A W 7-2
(4) USC	N W 5-2
(4) SMU	N W 5-1
(4) Stanford	N L 2-5

- (1) Ryder Invitational (Miami, Fla.)
- (2) ITA National Indoor Championships (Louisville, Ky.)
- (3) LSU Invitational (Baton Rouge, La.)
- (4) NCAA Championships (Athens, Ga.)

1987

Record: 20-6

Coach: Allen Fox

U.S. International	H W 9-0
UC Irvine	H W 5-4
UCLA	H L 1-8
Georgia Tech	H W 5-4
San Diego State	H W 7-2
USC	A L 1-8
(1) LSU	N L 1-5
(1) Minnesota	N W 5-1
(1) Miami	N W 5-1
Chapman	H W 6-3
Oklahoma	H W 9-0
Maryland	H W 6-3
South Carolina	H W 5-1
Indiana	H W 9-0
New Mexico	H W 7-2
Clemson	H W 5-4
(2) Kentucky	N W 5-4
(2) South Carolina	N W 6-0
(2) Long Beach State	N L 4-5
San Diego	H L 4-5
UC Santa Barbara	H W 7-2
California	H W 5-4
UC Irvine	A W 5-4
UCLA	A W 5-3
(3) California	N W 5-3
(3) Georgia	A L 3-5

- (1) ITA National Indoor Championships (Lexington, Ky.)
- (2) Blue-Grey Tournament (Montgomery, Ala.)
- (3) NCAA Championships (Athens, Ga.)

1988

Record: 25-5

Coach: Allen Fox

U.S. International	H W 8-1
UC Irvine	H W 7-2
San Diego State	H W 8-1
Georgia Tech	H W 8-1
Arizona State	H W 7-2
(1) SMU	N W 5-3
(1) LSU	N L 1-5
(1) Michigan	N W 5-2
UCLA	A L 3-6
San Jose State	H W 8-0
West Virginia	H W 7-2
USC	H W 9-0
New Mexico	H W 9-0
Kansas	H W 7-2
Kentucky	H L 4-5
(2) Alabama	N W 5-1
(2) SW Louisiana	N W 5-1
(2) Georgia	N W 5-1
(2) USC	N L 4-5
Utah	H W 7-2
UC Irvine	A W 7-2
San Diego	H W 6-3
UC Santa Barbara	H W 7-1
California	H W 8-0
Chapman	H W 6-3
San Jose State	A W 7-0
California	A W 7-1
UCLA	H W 5-1
(3) Tennessee	N W 5-1
(3) Michigan	N L 3-5

- (1) ITA National Indoor Championships (Louisville, Ky.)
- (2) Blue-Grey Tournament (Montgomery, Ala.)
- (3) NCAA Championships (Athens, Ga.)

1989

Record: 13-13

Coach: A. Fox/R. Gallien

UC Irvine	H L 4-5
Arizona	H L 4-5
Fresno State	H W 5-1
U.S. International	H W 7-2
Chapman	H W 9-0
Arizona State	H W 7-2
(1) UC Irvine	N L 2-5
(1) Texas Christian	N W 6-3
(1) LSU	N L 1-5
North Carolina	H W 6-3
Miami	H L 3-6
Kansas	H W 8-1
Clemson	H W 6-3
Kentucky	H L 1-5
Trinity	H W 5-4
Texas Tech	H W 8-0
(2) Trinity	N W 4-3
(2) Mississippi	N L 3-4
(2) Michigan	N W 6-1
UC Irvine	A L 1-5
San Diego	H L 1-5
UC Santa Barbara	H W 5-4
California	H L 2-7
Stanford	A L 1-6
California	A L 1-7
UCLA	A L 2-6

- (1) ITA National Indoor Championships (Louisville, Ky.)
- (2) Blue-Grey Tournament (Montgomery, Ala.)

1990

Record: 24-6

Coach: A. Fox/R. Gallien

UC Santa Barbara	H L 4-5
Fresno State	H W 9-0
Cal State Hayward	H W 6-0
U.S. International	H W 8-0
UC Irvine	A W 6-3
UCLA	H W 5-1
(1) Kansas	N W 5-1
(1) Georgia	N L 4-5
(1) Texas Christian	N W 5-1
(1) Mississippi	N W 5-1
(2) SW Louisiana	N W 6-0
(2) Harvard	N W 7-2
(2) Notre Dame	N W 5-4
(2) South Carolina	N W 6-3
Michigan	H W 7-1
Trinity	H W 9-0
Kansas	H W 5-1
North Carolina	H W 7-2
Kentucky	H W 5-1
Duke	H W 5-1
(3) Northwestern	N W 5-2
(3) Miami	N W 6-0
(3) Arizona State	A L 3-5
Harvard	H W 5-3
UC Irvine	H W 6-2
California	H L 2-7
San Diego	H W 5-1
Chapman	H W 7-2
UCLA	A L 3-5
(4) Texas	N L 3-5

- (1) ITA National Indoor Championships (Louisville, Ky.)
- (2) HEB Team Championships (Corpus Christi, Texas)
- (3) Penn National Collegiate Invitational (Tempe, Ariz.)
- (4) NCAA Championships (Palm Springs, Calif.)

1991

Record: 22-3

Coach: Allen Fox

Cal Poly	H W 9-0
Long Beach State	H W 7-2
New Mexico	H W 8-1
Arizona	H W 5-2
UC Davis	H W 8-1
UC Santa Barbara	H W 9-0
UC Irvine	H W 7-2
(1) Harvard	N L 1-5
(1) Utah	N W 8-1
(1) Kansas	N W 6-3
(2) Duke	N W 5-3
(2) North Carolina	N W 5-3
(2) Texas Christian	N W 5-2
(2) Mississippi	N W 5-1
Kentucky	H W 5-1
Clemson	H W 6-3
Utah	H W 8-1
Georgia Tech	H W 9-0
UNLV	H W 6-0
San Diego State	H W 7-2
Fresno State	H W 6-0
San Jose State	A W 9-0
California	A L 1-5
UC Santa Barbara	A W 7-2
(3) California	N L 4-5

- (1) ITA National Indoor Championships (Louisville, Ky.)
- (2) HEB Team Championships (Corpus Christi, Texas)
- (3) NCAA Championships (Athens, Ga.)

1992

Record: 16-7

Coach: Eliot Teltzsch

South Florida	H W 9-0
Fresno State	H W 7-2
UCLA	H W 5-3
Louisville	A W 7-2
Kentucky	A L 2-7
(1) Mississippi State	N L 4-5
(1) North Carolina	N W 5-1
(1) Harvard	N W 4-2
Arizona State	H W 5-4
San Jose State	H W 8-1
(2) Kansas	N W 8-1
(2) Arizona State	A W 5-1
Texas Tech	H W 7-2
Texas A&M	H W 5-1
UCLA	A L 3-6
Utah	H W 6-3
UC Irvine	H L 4-5
UC Santa Barbara	H W 6-3
San Diego State	H W 5-4
UC Irvine	A W 6-3
California	A L 4-5
Stanford	A L 2-6
(3) LSU	N L 2-5

- (1) ITA National Indoor Championships (Louisville, Ky.)
- (2) Penn National Collegiate Invitational (Tempe, Ariz.)
- (3) NCAA Championships (Athens, Ga.)

1993

Record: 17-7

Coach: Allen Fox

New Mexico	H W 5-3
UNLV	H W 7-2
Fresno State	H W 8-1
Pacific	H W 7-2
Louisville	A W 8-1
(1) Tennessee	N L 2-5
(1) Duke	N L 3-4
(1) Kentucky	N W 5-2
UCLA	A L 0-6
(2) Tennessee	N L 4-5
(2) Notre Dame	N W 6-1
(2) Arizona State	A W 5-1
Miami	H W 6-3
Kentucky	H W 6-1
Duke	H L 4-5
Clemson	H W 6-3
Princeton	H W 6-3
Colorado	H W 5-1
Utah	H W 7-2
Northwestern	H W 6-3
California	A W 5-1
UC Santa Barbara	H W 8-1
San Diego State	H L 3-6
(3) Florida	N L 2-5

- (1) ITA National Indoor Championships (Louisville, Ky.)
- (2) Penn National Collegiate Invitational (Tempe, Ariz.)
- (3) NCAA Championships (Athens, Ga.)

YEARLY MATCH RESULTS

1994

Record: 19-7

Coach: Allen Fox

New Mexico	H W 7-0
Texas Christian	N L 2-5
Miami	A W 4-3
BYU	H W 7-0
Fresno State	H W 7-0
Stanford	A L 1-6
California	A L 3-4
UC Santa Barbara	H W 7-0
(1) Mississippi	N W 4-3
(1) Stanford	N L 2-5
(1) Texas	N L 3-4
Pacific	H W 7-0
Pennsylvania	H W 7-0
Texas	A W 4-3
San Diego State	H W 6-1
Colorado	H W 6-1
Kansas	H W 5-2
Northwestern	H W 6-1
South Alabama	H W 5-2
Alabama-Birmingham	H W 6-1
Nevada	H W 5-2
UC Irvine	H W 6-1
UNLV	H W 5-2
UCLA	A L 3-4
(2) California	N W 4-0
(2) UCLA	A L 3-4
(1) ITA National Indoor Championships (Louisville, Ky.)	
(2) NCAA Regionals (Los Angeles, Calif.)	

1995

Record: 27-3

Coach: Allen Fox

San Diego State	H W 6-1
Pacific	H W 4-0
Alabama-Birmingham	N W 4-3
Alabama	N W 5-2
Miami	A W 6-1
UCLA	A L 3-4
UC Irvine	H W 4-3
Texas Christian	A W 4-3
UC Santa Barbara	H W 7-0
UCLA	H W 6-1
Louisville	A W 7-0
(1) Tennessee	N W 4-3
(1) Mississippi State	N L 3-4
(1) USC	N W 5-2
New Mexico	H W 5-2
Princeton	H W 7-0
Northwestern	H W 7-1
Kansas	H W 6-1
Colorado	H W 7-0
California	H W 6-1
Arizona State	H W 7-0
Harvard	H W 5-2
UNLV	H W 6-1
South Alabama	H W 5-2
Fresno State	H W 5-2
(2) Gonzaga	N W 6-0
(2) Portland	N W 5-0
(2) San Diego	N W 5-0
(3) Florida	N W 4-1
(3) Mississippi	N L 2-4
(1) ITA National Indoor Championships (Louisville, Ky.)	
(2) WCC Championships (Moraga, Calif.)	
(3) NCAA Championships (Athens, Ga.)	

1996

Record: 22-7

Coach: Glenn Bassett

Saint Mary's	H W 7-0
UC Santa Barbara	H W 7-0
UNLV	H W 6-1
Pacific	H W 7-0
New Mexico	H W 5-2
UCLA	A L 0-7
UC Irvine	H W 7-0
Louisville	A W 7-0
(1) South Alabama	N W 4-3
(1) UCLA	N L 1-4
(1) Mississippi State	N L 3-4
Fresno State	H L 3-4
San Diego State	H W 6-1
San Jose State	A W 7-0
California	A L 2-5
Illinois	H W 4-3
Princeton	H W 5-0
Washington	H W 6-1
Texas Christian	H W 4-3
Colorado	H W 4-0
Harvard	H W 6-1
UCLA	H L 3-4
(2) Loyola Marymount	N W 6-0
(2) Portland	N W 6-0
(2) San Diego	A W 5-1
(3) UC Irvine	N W 4-1
(3) UNLV	A W 4-3
(3) Arizona State	N W 4-0
(4) Fresno State	N L 0-4
(1) ITA National Indoor Championships (Louisville, Ky.)	
(2) WCC Championships (San Diego, Calif.)	
(3) NCAA Regionals (Las Vegas, Nev.)	
(4) NCAA Championships (Athens, Ga.)	

1997

Record: 22-7

Coach: Chuck Willenborg

San Diego State	H W 6-1
Cal Poly	H W 7-0
Boise State	H L 3-4
Texas	H W 4-3
Texas Christian	H W 4-3
UNLV	H W 6-1
California	H W 5-2
UCLA	H L 0-7
UC Irvine	H W 6-1
Louisville	A W 7-0
(1) LSU	N W 4-3
(1) Kentucky	N L 0-4
(1) South Alabama	N L 2-4
UC Santa Barbara	H W 6-1
Loyola Marymount	H W 6-1
Princeton	H W 6-1
Colorado	H W 6-1
Utah	H W 6-1
Northwestern	H W 4-3
Harvard	H W 5-2
Fresno State	A W 4-3
Stanford	A L 2-5
USC	A L 2-5
(2) San Francisco	H W 7-0
(2) Saint Mary's	H W 7-0
(2) San Diego	H W 7-0
UCLA	A W 4-3
(3) Arizona State	H W 4-2
(3) UC Santa Barbara	H L 1-4
(1) ITA National Indoor Championships (Louisville, Ky.)	
(2) WCC Championships (Malibu, Calif.)	
(3) NCAA Regionals (Malibu, Calif.)	

1998

Record: 27-6

Coach: Peter Smith

Loyola Marymount	H W 7-0
Saint Mary's	H W 7-0
San Diego State	H W 6-1
BYU	H W 7-0
SMU	H W 5-2
Cal Poly	H W 7-0
Boise State	H W 6-1
UC Santa Barbara	H W 4-3
Louisville	A W 5-2
(1) Mississippi	N W 4-2
(1) Illinois	N L 1-4
(1) Texas	N L 2-4
Santa Clara	H W 6-1
Texas Christian	A W 6-1
Texas A&M	A L 1-4
Texas	A L 3-4
William & Mary	H W 7-0
Purdue	H W 5-2
Pennsylvania	H W 6-1
Princeton	H W 7-0
Utah	H W 7-0
USC	A L 3-4
Fresno State	H W 6-1
South Alabama	A W 4-3
UNLV	H W 6-1
UC Irvine	H W 6-1
San Francisco	H W 7-0
(2) Loyola Marymount	H W 7-0
(2) San Diego	H W 7-0
(3) UNLV	A W 4-3
(3) New Mexico	N W 4-1
(4) USC	N W 4-1
(4) Georgia	A L 2-4
(1) ITA National Indoor Championships (Louisville, Ky.)	
(2) WCC Championships (Malibu, Calif.)	
(3) NCAA Regionals (Las Vegas, Nev.)	
(4) NCAA Championships (Athens, Ga.)	

1999

Record: 23-8

Coach: Peter Smith

Baylor	H L 3-4
UNLV	H W 6-1
Tulane	H W 4-3
Cal Poly	H W 5-2
Saint Mary's	H W 7-0
New Mexico	H W 4-3
South Alabama	H W 6-1
(1) South Carolina	N L 3-4
(1) Oklahoma	N W 7-0
(1) Tennessee	N W 5-2
Virginia	H W 4-3
Santa Clara	H W 7-0
Tulsa	H W 5-2
Utah	H W 6-1
Texas	H L 3-4
Miami	H W 5-2
Tennessee	H L 3-4
Minnesota	H W 5-2
USC	H L 3-4
UC Santa Barbara	A W 6-1
Harvard	H L 3-4
Texas A&M	H W 5-2
Loyola Marymount	H W 7-0
Fresno State	H W 4-3
Stanford	A L 3-4
California	A W 6-1
(2) San Francisco	N W 7-0
(2) Portland	N W 7-0
(2) San Diego	A W 6-1
(3) New Mexico	N W 4-0
(3) Arizona State	A L 0-4
(1) ITA National Indoor Championships (Seattle, Wash.)	
(2) WCC Championships (San Diego, Calif.)	
(3) NCAA 1st/2nd Rounds (Tempe, Ariz.)	

2000

Record: 24-3

Coach: Peter Smith


Hawaii	A W 7-0
Loyola Marymount	H W 6-2
UNLV	H W 8-0
Cal Poly	H W 7-1
Saint Mary's	H W 8-0
UCLA	A W 5-2
Oregon	H W 4-3
San Diego State	H W 5-2
Santa Clara	H W 7-0
UC Irvine	H W 7-0
Utah	H W 7-0
Texas Christian	H W 4-3
Duke	H W 5-2
Purdue	H W 7-0
Clemson	H W 6-1
Princeton	N W 6-1
USC	A W 4-3
UC Santa Barbara	N W 5-2
Texas A&M	A L 3-4
Texas	A W 4-3
(1) San Francisco	N W 7-0
(1) Portland	N W 7-0
(1) Santa Clara	A W 6-1
Stanford	A L 0-7
California	A W 5-2
(2) Tulsa	H W 4-0
(2) San Diego State	H L 2-4
(1) WCC Championships (Santa Clara, Calif.)	
(2) NCAA 1st/2nd Rounds (Malibu, Calif.)	

2001

Record: 19-8

Coach: Peter Smith

UNLV	H W 6-1
Cal Poly	H W 7-0
Saint Mary's	H W 5-2
BYU	H W 5-2
UC Santa Barbara	H W 7-0
Washington	A L 1-4
Arizona State	N W 4-3
(1) Duke	N L 1-4
(1) Georgia	N L 1-4
(1) Princeton	N W 4-0
Texas	H W 4-3
Utah	H W 7-0
Illinois	H W 4-3
UCLA	A L 1-6
Princeton	N W 5-2
Fresno State	H W 4-3
Baylor	A W 4-3
Texas Christian	A L 1-6
UC Irvine	H W 6-1
California	A L 3-4
Stanford	A L 2-5
(2) San Francisco	H W 6-1
(2) Portland	H W 4-1
(2) San Diego	H W 4-2
(3) Western Michigan	N W 4-0
(3) Indiana State	A W 4-1
(4) Stanford	N L 1-4
(1) ITA National Indoor Championships (Seattle, Wash.)	
(2) WCC Championships (Malibu, Calif.)	
(3) NCAA 1st/2nd Rounds (Terre Haute, Ind.)	
(4) NCAA Championships (Athens, Ga.)	



CHASE EXON

YEARLY MATCH RESULTS

2002

Record: 25-6

Coach: Peter Smith

Cal Poly	H W 7-0
Saint Mary's	H W 7-0
Georgia Tech	H W 6-1
Purdue	N W 5-2
Illinois	A L 2-5
(1) Notre Dame	N L 3-4
(1) Brown	N W 4-2
(1) Indiana State	N W 4-1
California	H W 4-2
San Diego State	H W 6-1
Santa Clara	H W 6-1
UCLA	A L 2-5
Baylor	H W 5-2
Duke	H L 3-4
Clemson	H W 7-0
Minnesota	H W 7-0
(2) Arizona State	H W 4-0
(2) Texas Christian	H W 4-0
Texas	A W 4-3
Texas A&M	A W 4-3
Fresno State	H W 7-0
UNLV	H W 6-1
California	A L 1-6
Stanford	A W 5-2
(3) Gonzaga	N W 7-0
(3) Loyola Marymount	N W 6-1
(3) San Diego	N W 5-0
(4) Richmond	H W 4-0
(4) Minnesota	H W 4-0
(5) Mississippi	N W 4-3
(5) Georgia	N L 1-4
(1) ITA National Indoor Championships (Louisville, Ky.)	
(2) Pepperdine Invitational (Malibu, Calif.)	
(3) WCC Championships (Moraga, Calif.)	
(4) NCAA 1st/2nd Rounds (Malibu, Calif.)	
(5) NCAA Championships (College Station, Texas)	

2003

Record: 17-11

Coach: Adam Steinberg

Cal Poly	H W 5-2
Saint Mary's	H W 5-2
California	H L 2-5
UNLV	H W 7-0
Pacific	H W 5-2
USC	H W 5-2
(1) Arizona State	N W 6-1
(1) Washington	N L 1-4
San Diego State	H L 3-4
Hawaii	H W 6-1
Loyola Marymount	H W 7-0
Baylor	A L 1-4
San Diego	H L 3-4
Texas A&M	H L 3-4
Tulane	H L 3-4
USC	A L 3-4
Duke	A W 4-3
Georgia	A W 5-2
Santa Clara	H W 7-0
Illinois	H L 0-7
(2) Gonzaga	N W 5-2
(2) San Francisco	N W 5-0
(2) San Diego	A W 4-1
Stanford	A L 0-7
Fresno State	A W 5-2
UC Irvine	H W 6-1
(3) Mississippi State	N W 4-1
(3) Vanderbilt	A L 2-4
(1) TCU Shootout (Fort Worth, Texas)	
(2) WCC Championships (San Diego, Calif.)	
(3) NCAA 1st/2nd Rounds (Nashville, Tenn.)	

2004

Record: 19-9

Coach: Adam Steinberg

UC Santa Barbara	H W 6-1
UC Irvine	H W 5-2
Northwestern	A L 3-4
Illinois	A L 0-7
Denver	H W 7-0
Saint Mary's	H W 7-0
San Diego State	H W 5-2
California	A W 4-3
San Diego	H W 5-2
USC	A L 2-5
Baylor	H L 1-6
(1) Arizona State	A W 4-1
(1) Texas Christian	N L 0-4
Michigan State	H W 7-0
Cal Poly	H W 7-0
Princeton	H W 7-0
USC	H L 3-4
Dartmouth	H W 6-1
Tulane	A L 2-5
Harvard	H W 4-3
South Florida	H W 7-0
Fresno State	H W 5-2
Stanford	A L 2-5
(2) Gonzaga	N W 5-0
(2) Loyola Marymount	N W 4-0
(2) San Diego	N W 4-1
(3) Fresno State	N W 4-0
(3) UCLA	A L 0-4
(1) Arizona State Invitational (Tempe, Ariz.)	
(2) WCC Championships (Santa Clara, Calif.)	
(3) NCAA 1st/2nd Rounds (Los Angeles, Calif.)	

2005

Record: 24-3

Coach: Adam Steinberg

Saint Mary's	H W 6-1
USC	A L 3-4
Cal Poly	H W 7-0
Santa Clara	H W 7-0
UC Irvine	H W 5-2
Washington	A W 4-3
Loyola Marymount	A W 5-2
Baylor	A L 3-4
SMU	A W 6-1
William & Mary	H W 6-1
Texas Christian	N W 6-0
California	A W 5-2
Miami	H W 4-0
Northwestern	H W 6-1
Illinois	H W 5-2
Texas A&M	H W 6-1
Brown	H W 6-1
Harvard	H W 7-0
Fresno State	H W 6-1
Stanford	A W 4-3
(1) Gonzaga	H W 4-0
(1) Santa Clara	H W 4-0
(1) San Diego	H W 4-2
(2) UC Irvine	H W 4-0
(2) Stanford	H W 4-2
(3) Duke	N W 4-3
(3) Baylor	N L 0-4
(1) WCC Championships (Malibu, Calif.)	
(2) NCAA 1st/2nd Rounds (Malibu, Calif.)	
(3) NCAA Championships (College Station, Texas)	

2006

Record: 36-2

Coach: Adam Steinberg

Virginia	H W 4-3
Saint Mary's	H W 7-0
San Francisco	H W 7-0
UC Irvine	H W 6-1
Boise State	H W 6-1
BYU	H W 6-0
Cal Poly	H W 6-1
Wisconsin	H W 6-1
Loyola Marymount	H W 7-0
UCLA	A W 4-3
(1) Florida State	N W 4-0
(1) Mississippi	N W 4-2
(1) Duke	N W 4-1
(1) Georgia	N L 0-4
Michigan	H W 6-1
Wake Forest	H W 6-1
Baylor	H W 4-3
Pacific	H W 6-1
Princeton	H W 6-1
Washington	H W 7-0
Texas Christian	A W 4-0
California	N W 5-2
Harvard	H W 4-3
Santa Clara	H W 6-1
Hawaii	H W 6-0
San Diego State	A W 5-2
Fresno State	H W 7-0
Texas	A L 2-5
Texas A&M	A W 4-3
(2) Gonzaga	N W 5-0
(2) San Francisco	N W 4-1
(2) San Diego	N W 4-1
(3) Montana State	H W 4-0
(3) Texas Christian	H W 4-0
(4) Florida	N W 4-1
(4) UCLA	N W 4-1
(4) Texas	N W 4-1
(4) Georgia	N W 4-2
(1) ITA National Indoor Championships (Seattle, Wash.)	
(2) WCC Championships (Moraga, Calif.)	
(3) NCAA 1st/2nd Rounds (Malibu, Calif.)	
(4) NCAA Championships (Palo Alto, Calif.)	



PEDRO RICO



CALLE HANSEN

YEARLY MATCH RESULTS

2007

Record: 23-8

Coch: Adam Steinberg

Illinois	A	L	3-4
Northwestern	A	W	7-0
Loyola Marymount	H	W	7-0
Saint Mary's	H	W	6-1
Santa Clara	H	W	6-1
San Diego State	H	W	5-2
UNLV	H	W	5-2
(1) Notre Dame	N	W	4-2
(1) Georgia	N	L	0-4
(1) Mississippi	N	L	2-4
Virginia	A	L	1-6
Wake Forest	A	L	2-5
UCLA	A	L	1-6
UC Santa Barbara	H	W	6-1
Florida State	H	W	4-3
Yale	H	W	6-1
Texas	H	W	5-2
Hawaii	A	W	7-0
California	N	W	4-1
Louisville	H	W	6-1
Baylor	A	L	3-4
Cal Poly	H	W	6-1
San Diego	H	W	6-1
Stanford	A	W	4-3
Denver	H	W	5-2
Fresno State	H	W	7-0
(2) Gonzaga	N	W	4-0
(2) Saint Mary's	N	W	4-0
(2) San Diego	A	W	4-0
(3) Penn State	N	W	4-1
(3) USC	A	L	0-4

- (1) ITA National Indoor Championships (Chicago, Ill.)
- (2) WCC Championships (San Diego, Calif.)
- (3) NCAA 1st/2nd Rounds (Los Angeles, Calif.)

2008*

Record: 20-7

Coch: Adam Steinberg

UCLA	A	L	2-5
Michigan	A	L	3-4
Ohio State	A	L	2-5
Cal Poly	H	W	5-2
Alabama	H	L	3-4
Florida State	A	L	3-4
Florida	A	W	4-3
UC Irvine	H	W	7-0
Washington	A	L	3-4
Boise State	A	W	4-3
Baylor	H	W	4-3
Texas A&M	H	W	5-2
Illinois	H	W	4-3
Princeton	H	W	7-0
Texas Christian	H	W	7-0
California	H	W	4-3
Harvard	H	W	5-2
Loyola Marymount	H	W	6-0
Fresno State	H	W	5-2
UC Santa Barbara	H	W	6-1
Saint Mary's	H	W	6-1
(1) Santa Clara	A	W	4-0
(1) San Francisco	N	W	4-0
(1) Saint Mary's	N	W	4-0
(2) Hawaii	H	W	4-0
(2) Stanford	H	W	4-2
(3) Georgia	N	L	1-4

- (1) WCC Championships (Santa Clara, Calif.)
- (2) NCAA 1st/2nd Rounds (Malibu, Calif.)
- (3) NCAA Championships (Tulsa, Okla.)

2009*

Record: 20-10

Coch: Adam Steinberg

Notre Dame	A	W	4-3
Illinois	A	L	1-6
UC Irvine	H	W	6-1
Cal Poly	H	W	7-0
Boise State	H	L	1-6
Denver	H	W	6-1
Alabama	H	W	4-3
San Diego	H	W	5-2
(1) Ohio State	N	L	2-4
(1) Baylor	N	L	3-4
(1) Tulsa	N	W	4-0
Stanford	A	L	1-6
Michigan	H	W	5-2
Washington	H	W	7-0
UNLV	A	W	6-1
Fresno State	N	W	6-1
William & Mary	H	W	5-2
Florida State	H	L	3-4
Ohio State	H	L	1-6
Rice	A	W	4-3
Baylor	A	L	1-4
San Diego State	H	W	4-3
California	A	W	4-3
Saint Mary's	H	W	5-2
UCLA	H	L	2-5
(2) Santa Clara	N	W	4-0
(2) San Francisco	N	W	4-0
(2) San Diego	N	W	4-1
(3) California	N	W	4-1
(3) Stanford	A	L	1-4

- (1) ITA National Indoor Championships (Chicago, Ill.)
- (2) WCC Championships (San Diego, Calif.)
- (3) NCAA 1st/2nd Rounds (Palo Alto, Calif.)

2010*

Record: 17-11

Coch: Adam Steinberg

Cal Poly	H	W	6-1
(1) South Florida	N	W	4-0
(1) UCLA	A	L	0-4
Ohio State	A	L	1-6
Michigan	A	W	5-2
USC	H	L	1-6
Fresno State	H	W	5-2
Alabama	A	L	2-4
Florida State	A	L	3-4
Rice	H	W	6-1
Duke	H	W	6-1
Baylor	H	L	2-5
Minnesota	H	L	3-4
Texas A&M	A	L	1-6
Texas	A	L	3-4
Illinois	H	W	4-3
Boise State	H	W	4-3
Loyola Marymount	H	W	7-0
San Diego State	H	W	7-0
UCLA	A	L	3-4
Denver	H	W	6-1
UC Santa Barbara	H	W	6-1
Saint Mary's	H	W	7-0
(2) Gonzaga	N	W	4-0
(2) San Francisco	N	W	4-0
(2) Santa Clara	N	W	4-1
(3) Hawaii	N	W	4-0
(3) Stanford	A	L	0-4

- (1) ITA Regional Qualifying (Los Angeles, Calif.)
- (2) WCC Championships (San Diego, Calif.)
- (3) NCAA 1st/2nd Rounds (Palo Alto, Calif.)

2011*

Record: 18-5

Coch: Adam Steinberg

UC Santa Barbara	H	W	7-0
UC Irvine	A	W	5-2
(1) Virginia Tech	N	W	4-3
(1) Duke	A	L	3-4
Loyola Marymount	H	W	7-0
Santa Clara	H	W	7-0
USC	A	L	2-5
Boise State	H	W	6-1
(2) Alabama	N	W	4-0
(2) Notre Dame	N	W	4-0
(2) Auburn	N	W	4-0
Hawaii	H	W	6-1
Duke	H	W	4-3
California	H	L	3-4
Louisville	H	W	4-3
Wisconsin	H	W	6-1
Texas A&M	H	W	4-3
Ohio State	H	L	6-1
Washington	A	W	5-2
San Diego	H	W	6-1
Saint Mary's	H	W	7-0
Sacramento State	H	W	6-1
UCLA	H	L	3-4

- (1) ITA Regional Qualifying (Durham, N.C.)
- (2) Blue-Grey Tournament (Montgomery, Ala.)

2012

Record: 27-7 WCC: 8-0

Coch: Adam Steinberg

Loyola Marymount	A	W	6-1
(1) Cal Poly	H	W	4-0
(1) Vanderbilt	H	W	7-0
Ohio State	A	L	1-4
Kentucky	A	L	2-4
USC	H	L	1-6
UCLA	A	L	3-4
(2) Florida	N	L	3-4
(2) California	N	L	2-4
(2) Tennessee	N	W	4-3
Tulsa	A	W	4-3
Oklahoma	A	W	4-3
Duke	A	W	4-3
California	N	W	4-0
Texas Tech	H	W	6-1
Nebraska	H	W	7-0
Washington	H	W	7-0
Stanford	H	W	6-1
Santa Clara	H	W	6-1
San Francisco	H	W	7-0
San Diego	A	W	5-2
Saint Mary's	A	W	6-1
Portland	H	W	6-1
Gonzaga	H	W	7-0
Abilene Christian	H	W	7-0
Fresno State	A	W	4-3
BYU	A	W	6-1
(3) BYU	N	W	4-1
(3) San Diego	N	W	4-1
(4) Green Bay	H	W	4-0
(4) Washington	H	W	4-0
(5) Tulsa	N	W	4-1
(5) Georgia	A	W	4-3
(5) Virginia	N	L	1-4

- (1) ITA Regional Qualifying (Malibu, Calif.)
- (2) National Indoors (Charlottesville, Va.)
- (3) WCC Championships (San Diego, Calif.)
- (4) NCAA 1st/2nd Rounds (Malibu, Calif.)
- (5) NCAA Championships (Athens, Ga.)

2013

Record: 27-6 WCC: 8-0

Coch: Adam Steinberg

Pacific	H	W	7-0
Washington	A	W	6-1
(1) Denver	H	W	7-0
(1) Florida State	H	W	5-2
Texas	H	W	6-1
(2) Florida	N	W	4-1
(2) Ohio State	N	L	0-4
(2) Duke	N	L	1-4
Florida State	N	W	5-2
Texas Christian	A	W	5-2
San Diego State	A	W	4-0
Michigan	H	W	4-3
USC	A	L	2-4
Ohio State	H	L	1-4
California	A	W	4-3
Loyola Marymount	H	W	4-3
Princeton	H	W	5-2
Oklahoma	H	W	4-3
San Francisco	A	W	6-1
Santa Clara	A	W	4-2
Gonzaga	A	W	6-1
Portland	A	W	5-1
Stanford	A	W	4-3
Saint Mary's	N	W	7-0
San Diego	A	W	5-2
UCLA	H	L	3-4
BYU	H	W	6-1
(3) San Francisco	N	W	4-0
(3) BYU	N	W	4-3
(4) UC Santa Barbara	H	W	4-0
(4) LSU	H	W	4-0
(5) Memphis	N	W	4-2
(5) Georgia	N	L	2-4

- (1) ITA Regional Qualifying (Malibu)
- (2) National Indoors (Seattle, Wash.)
- (3) WCC Championships (San Diego, Calif.)
- (4) NCAA 1st/2nd Rounds (Malibu)
- (5) NCAA Championships (Urbana, Ill.)

2014

Record: 17-13 WCC: 8-1

Coch: Adam Steinberg

Washington	A	W	5-2
(1) San Diego	H	W	4-1
(1) California	H	L	2-4
Tulsa	A	W	4-3
Cal Poly	H	W	4-1
(2) UCLA	N	L	0-4
(2) Illinois	N	L	0-4
(2) Tennessee	N	L	1-4
Loyola Marymount	A	W	4-0
UCLA	A	L	0-4
Nevada	H	W	4-0
UC Irvine	H	W	6-1
USC	H	L	2-5
TCU	H	L	2-4
Furman	H	W	5-2
Hawaii	H	W	4-3
Illinois	A	L	0-5
South Florida	N	L	2-4
Oklahoma	H	L	1-4
San Francisco	H	W	6-1
California	H	L	3-4
Santa Clara	H	W	4-0
BYU	A	W	4-3
Gonzaga	H	W	7-0
Portland	H	W	6-1
Pacific	A	W	4-1
Saint Mary's	A	W	4-1
San Diego	A	L	2-4
(3) Pacific	N	W	4-2
(3) San Diego	N	L	1-4

- (1) ITA Regional Qualifying (Malibu)
- (2) National Indoors (Houston, Texas)
- (3) WCC Championships (San Diego, Calif.)

2015

Record: 18-10 WCC: 7-2

Coch: Marcelo Ferreira

(1) UCLA	A	L	4-0
(1) Boise State	N	W	4-2
South Florida	H	L	5-2
Boise State	H	L	4-3
Miami	A	W	4-3
San Diego State	H	W	4-3
UC Irvine	H	W	4-3
Loyola Marmount	H	W	4-3
Oregon	H	W	4-3
Tulsa	H	L	4-3
William & Mary	H	W	4-0
SMU	H	L	4-0
Memphis	H	W	4-3
Oklahoma State	A	L	4-0
Gonzaga	A	W	4-3
Portland	A	L	4-1
Washington	H	W	5-2
BYU	H	W	4-1
San Diego	H	L	4-1
San Francisco	A	W	4-2
Santa Clara	A	W	4-0
Pacific	H	W	4-0
Saint Mary's	H	W	4-0
(2) BYU	N	W	4-0
(2) San Francisco	N	W	4-1
(2) San Diego	N	L	4-1
(3) Florida	N	W	4-3
(3) Wake Forest	A	L	0-4

- (1) ITA Regional Qualifying (Los Angeles, Calif.)
- (2) WCC Championships (San Diego, Calif.)
- (3) NCAA Championships (Winston-Salem, N.C.)

2016

Record: 14-11 WCC: 6-3

Coch: Marcelo Ferreira

(1) Tulane	N	L	4-0
(1) UC Davis	N	L	4-3
Loyola Marymount	A	W	4-3
UC Santa Barbara	H	L	4-2
UNLV	H	W	5-2
New Mexico	H	W	4-1
Washington	A	L	4-1
California	A	L	4-0
San Diego State	A	W	6-1
Memphis	H	W	4-2
Oklahoma State	H	L	7-0
(2) South Florida	A	L	4-0
(2) Florida Atlantic	N	W	5-1
(2) North Florida	N	W	6-1
Saint Mary's	A	W	4-0
Pacific	A	L	4-3
Gonzaga	H	W	5-1
Portland	H	W	4-0
BYU	A	L	4-2
San Diego	A	L	4-0
Santa Clara	H	W	4-0
San Francisco	H	W	4-2
(3) Loyola Marymount	N	W	4-1
(3) BYU	N	W	4-3
(3) San Diego	N	L	4-0

- (1) ITA Kick-Off Weekend (Los Angeles, Calif.)
- (2) USF Quad Tourney (Tampa, Fla.)
- (3) WCC Championships (Claremont, Calif.)

*Pepperdine later vacated all wins (75), postseason losses (3), West Coast Conference Tournament championships (3) and NCAA Tournament appearances (3) accrued during the 2008, '09, '10 and '11 seasons due to self-reported NCAA violations. Records marked with an asterisk do not reflect this. Pepperdine's official NCAA all-time record prior to the 2015-16 season is 1,055-391, while Adam Steinberg's official NCAA record at Pepperdine was 190-89. The Waves have officially won 40 WCC Tournament titles and made 35 NCAA appearances. Official season records are as follows: 2008, 0-6; 2009, 0-9; 2010, 0-10; 2011, 0-5.

RECORD VS. OPPONENTS

ABILENE CHRISTIAN

Home: 1-0
2012 H W 7-0

ALABAMA

Overall: 5-2*
Home: 1-1*
Away: 0-1
Neutral: 4-0*
1985 N W 7-2
1988 N W 6-1
1995 N W 5-2
2008 H L 3-4
2009 H W* 4-3
2010 A L 2-4
2011 N W* 4-0

ALABAMA-BIRMINGHAM

Overall: 2-0
1994 H W 6-1
1995 N W 4-3

ARIZONA

Overall: 6-1
Home: 3-1
Away: 3-0
1976 A W 5-4
H W 6-3
1977 A W 8-1
1978 A W 7-2
1984 H W 7-2
1989 H L 4-5
1991 H W 5-2

ARIZONA STATE

Overall: 16-6
Home: 9-1
Away: 4-5
Neutral: 3-0
1976 A L 4-5
H W 5-4
1977 A L 3-5
A L 4-5
H W 5-4
1978 H L 4-5
A W 6-3
1984 H W 8-1
1988 H W 7-2
1989 H W 7-2
1990 A L 3-5
1992 H W 5-4
A W 5-1
1993 A W 5-1
1995 H W 7-0
1996 N W 4-0
1997 H W 4-2
1999 A L 0-4
2001 N W 4-3
2002 H W 4-0
2003 N W 6-1
2004 A W 4-1

ARKANSAS

Overall: 5-3
Home: 3-2
Away: 1-1
Neutral: 1-0
1976 A W 9-0
1977 A L 3-6
1979 H L 4-5
1980 N W 7-3
H L 4-5
1983 H W 6-0
1984 H W 7-2
1985 H W 8-1

AUBURN

Overall: 2-0*
1985 N W 8-1
2011 N W* 4-0

BAYLOR

Overall: 4-9
Home: 3-3
Away: 1-4
Neutral: 0-2
1999 H L 3-4
2001 A W 4-3
2002 H W 5-2
2003 A L 1-4
2004 H L 1-6
2005 A L 3-4
N L 0-4
2006 H W 4-3
2007 A L 3-4
2008 H W* 4-3
2009 N L 3-4
A L 1-4
2010 H L 2-5

BOISE STATE

Overall: 6-3
Home: 4-3
Away: 1-0
Neutral: 1-0
1997 H L 3-4
1998 H W 6-1
2006 H W 6-1
2008 A W* 4-3
2009 H L 1-6
2010 H W* 4-3
2011 H W* 6-1
2015 N W 4-2
H L 3-4

BYU

Overall: 15-1
Home: 8-0
Away: 2-1
Neutral: 5-0
1982 H W 8-1
1984 H W 7-2
1986 N W 7-1
1994 H W 7-0
1998 H W 7-0
2001 H W 5-2
2006 H W 6-0
2012 A W 6-1
N W 4-1
2013 H W 6-1
N W 4-3
2014 A W 4-3
2015 H W 4-1
N W 4-0
2016 A L 2-4
N W 4-3

BROWN

Overall: 2-0
2002 N W 4-2
2005 H W 6-1

CALIFORNIA

Overall: 35-22*
Home: 12-9*
Away: 13-11*
Neutral: 10-2*
1977 H L 0-9
1978 N W 6-3
H W 5-4
A L 3-6
1979 N W 5-4
H W 5-4
A L 0-9
1980 H L 3-6
A L 4-5
1981 H L 3-6
A W 7-2
1982 N W 7-2
H W 6-3
A W 7-2
N W 5-2
1984 H W 7-2
A W 4-2
1985 H W 8-1
A W 5-4
1986 H W 8-1
A W 7-2
1987 H W 5-4
N W 5-3
1988 H W 8-0
A W 7-1
1989 H L 2-7
A L 1-7
1990 H L 2-7
1991 A L 1-5
N L 4-5
1992 A L 4-5
1993 A W 5-1
1994 A L 3-4
N W 4-0
1995 H W 6-1
1996 A L 2-5
1997 H W 5-2
1999 A W 6-1
2000 A W 5-2
2001 A L 3-4
2002 H W 4-2
A L 1-6
2003 H L 2-5
2004 A W 4-3
2005 A W 5-2
2006 N W 5-2
2007 N W 4-1
2008 H W* 4-3
2009 A W* 4-3
N W* 4-1
2011 H L 3-4
2012 N L 2-4
N W 4-0
2013 A W 4-3
2014 H L 2-4
H L 3-4
2016 A L 0-4

CAL BAPTIST

Overall: 1-0
1975 - W 8-1

CAL POLY

Overall: 18-0
Home: 17-0*
1974 - W 9-0
1991 H W 9-0
1997 H W 7-0
1998 H W 7-0
1999 H W 5-2
2000 H W 7-1
2001 H W 7-0
2002 H W 7-0
2003 H W 5-2
2004 H W 7-0
2005 H W 7-0
2006 H W 6-1
2007 H W 6-1
2008 H W* 5-2
2009 H W* 7-0
2010 H W* 6-1
2012 H W 4-0
2014 H W 4-1

CAL STATE BAKERSFIELD

Overall: 2-0
1976 A W 9-0
1985 H W 9-0

CAL STATE DOMINGUEZ HILLS

Overall: 1-0
1974 - W 9-0

CAL STATE FULLERTON

Overall: 9-0
Home: 8-0
1974 - W 8-1
1976 H W 8-1
1977 H W 7-2
1978 H W 9-0
1979 H W 7-2
1980 H W 8-1
1981 H W 9-0
1982 H W 9-0
1984 H W 9-0

CAL STATE HAYWARD

Overall: 2-0
1974 - W 7-2
1990 H W 6-0

CAL STATE LOS ANGELES

Overall: 3-0
1974 - W 6-2
1978 H W 9-0
1980 H W 9-0

CAL STATE NORTHRIDGE

Overall: 3-0
1974 - W 9-0
1975 - W 9-0
- W 8-1

CANADA CC

Overall: 1-0
1978 H W 9-0

CHAPMAN

Overall: 7-0
Home: 7-0
1983 H W 8-1
1984 H W 9-0
1985 H W 8-1
1987 H W 6-3
1988 H W 6-3
1989 H W 9-0
1990 H W 7-2

CLEMSON

Overall: 11-4
Home: 9-1
Away: 1-0
Neutral: 1-3
1981 H W 7-2
A W 6-3
1982 N L 4-5
1983 N W 5-4
1984 H W 5-4
1985 H W 9-0
1986 N L 3-6
H L 1-8
N L 4-5
1987 H W 5-4
1989 H W 6-3
1991 H W 6-3
1993 H W 6-3
2000 H W 6-1
2002 H W 7-0

COLORADO

Overall: 6-0
1979 H W 6-3
1993 H W 5-1
1994 H W 6-1
1995 H W 7-0
1996 H W 4-0
1997 H W 6-1

COLUMBIA

Overall: 1-0
1984 N W 7-2

DARTMOUTH

Overall: 1-0
2004 H W 6-1

DENVER

Overall: 5-0*
2004 H W 7-0
2007 H W 5-2
2009 H W* 6-1
2010 H W* 6-1
2013 H W 7-0

DUKE

Overall: 10-6*
Home: 5-2*
Away: 2-1
Neutral: 3-3
1985 H W 8-1
1990 H W 5-1
1991 N W 5-3
1993 N L 3-4
H L 4-5
2000 H W 5-2
2001 N L 1-4
2002 H L 3-4
2003 A W 4-3
2005 N W 4-3
2006 N W 4-1
2010 H W* 6-1
2011 A L 3-4
H W* 4-3
2012 A W 4-3
2013 N L 1-4

FLORIDA

Overall: 6-2*
Away: 1-0*
Neutral: 5-2
1986 N W 6-0
1993 N L 2-5
1995 N W 4-1
2006 N W 4-1
2008 A W* 4-3
2012 N L 3-4
2013 N W 4-1
2015 N W 4-3

FLORIDA ATLANTIC

Overall: 1-0
Neutral: 1-0
2016 N W 5-1

FLORIDA STATE

Overall: 4-3
Home: 2-1
Away: 0-2
Neutral: 2-0
2006 N W 4-0
2007 H W 4-3
2008 A L 3-4
2009 H L 3-4
2010 A L 3-4
2013 H W 5-2
N W 5-2

*Pepperdine later vacated all wins (75) and postseason losses (3), accrued during the 2008, '09, '10 and '11 seasons due to self-reported NCAA violations. Records marked with an asterisk do not reflect this. For example, Pepperdine's official NCAA record vs. Duke is 8-6 overall and 3-2 at home and Pepperdine's official record vs. Georgia is 11-10 overall and 5-6 on a neutral court.

RECORD VS. OPPONENTS

FRESNO STATE

Overall: 22-2*
Home: 17-1*
Away: 3-0
Neutral: 2-1*

1989	H	W	5-1
1990	H	W	9-0
1991	H	W	6-0
1992	H	W	7-2
1993	H	W	8-1
1994	H	W	7-0
1995	H	W	5-2
1996	H	L	3-4
	N	L	0-4
1997	A	W	4-3
1998	H	W	6-1
1999	H	W	4-3
2001	H	W	4-3
2002	H	W	7-0
2003	A	W	5-2
2004	H	W	5-2
	N	W	4-0
2005	H	W	6-1
2006	H	W	7-0
2007	H	W	7-0
2008	H	W*	5-2
2009	N	W*	6-1
2010	H	W*	5-2
2012	A	W	4-3

FURMAN

Overall: 1-0
2014 H W 5-2

GEORGIA

Overall: 11-11*
Away: 6-4
Neutral: 5-7*

1977	A	L	4-5
1979	A	W	5-4
1980	A	W	5-3
1981	A	L	2-7
1982	N	W	5-4
1984	A	W	5-2
1985	N	W	6-3
	N	W	5-4
1986	A	W	7-2
1987	A	L	3-5
1988	N	W	5-1
1990	N	L	4-5
1998	A	L	2-4
2001	N	L	1-4
2002	N	L	1-4
2003	A	W	5-3
2006	N	L	0-4
	N	W	4-2
2007	N	L	0-4
2008	N	L*	1-4
2012	A	W	4-3
2013	N	L	2-4

GEORGIA TECH

Overall: 6-0
Home: 6-0

1985	H	W	8-1
1986	H	W	6-3
1987	H	W	5-4
1988	H	W	8-1
1991	H	W	9-0
2002	H	W	6-1

GONZAGA

Overall: 13-0*
Home: 4-0
Away: 2-0
Neutral: 7-0*

1995	N	W	6-0
2002	N	W	7-0
2003	N	W	5-2
2004	N	W	5-0
2005	H	W	4-0
2006	N	W	5-0
2007	N	W	4-0
2010	N	W*	4-0
2012	H	W	7-0
2013	A	W	6-1
2014	H	W	7-0
2015	A	W	4-3
2016	H	W	5-1

GREEN BAY

Overall: 1-0
2012 H W 4-0

HARVARD

Overall: 12-2*
Home: 9-1*
Neutral: 3-1

1979	H	W	8-1
1981	N	W	7-2
1990	N	W	7-2
	H	W	5-3
1991	N	L	1-5
1992	N	W	4-2
1995	H	W	5-2
1996	H	W	6-1
1997	H	W	5-2
1999	H	L	3-4
2004	H	W	4-3
2005	H	W	7-0
2006	H	W	4-3
2008	H	W*	5-2

HAWAII

Overall: 8-0*
Home: 5-0*
Away: 2-0
Neutral: 1-0*

2000	A	W	7-0
2003	H	W	6-1
2006	H	W	6-0
2007	A	W	7-0
2008	H	W*	4-0
2010	N	W*	4-0
2011	H	W*	6-1
2014	H	W	4-3

HOUSTON

Overall: 1-0
1976 A W 5-4

ILLINOIS

Overall: 5-8
Home: 5-1
Away: 0-5
Neutral: 0-2

1996	H	W	4-3
1998	N	L	1-4
2001	H	W	4-3
2002	A	L	2-5
2003	H	L	0-7
2004	A	L	0-7
2005	H	W	5-2
2007	A	L	3-4
2008	H	W*	4-3
2009	A	L	1-6
2010	H	W*	4-3
2014	N	L	0-4
	A	L	0-4

INDIANA

Overall: 2-0
1986 H W 8-1
1987 H W 9-0

INDIANA STATE

Overall: 2-0
2001 A W 4-1
2002 N W 4-1

KANSAS

Overall: 10-0
Home: 7-0
Neutral: 3-0

1985	H	W	9-0
1986	H	W	8-1
1988	H	W	7-2
1989	H	W	8-1
1990	N	W	5-1
	H	W	5-1
1991	N	W	6-3
1992	N	W	8-1
1994	H	W	5-2
1995	H	W	6-1

KENTUCKY

Overall: 5-5
Home: 2-2
Away: 0-2
Neutral: 3-1

1987	N	W	5-4
1988	H	L	4-5
1989	H	L	1-5
1990	H	W	5-1
1991	N	W	5-1
1992	A	L	2-7
1993	N	W	5-2
	H	W	6-1
1997	N	L	0-4
2012	A	L	5-2

LONG BEACH STATE

Overall: 14-3
Home: 9-1
Away: 2-0
Neutral: 0-1

1974	-	L	4-5
	-	W	6-3
1975	-	W	7-2
	-	W	5-4
1976	H	W	8-1
	A	W	8-1
1977	H	W	8-1
1978	A	W	5-4
	H	W	8-1
1981	H	W	9-0
1982	H	W	6-3
1983	H	W	7-2
1984	H	W	6-3
1985	H	L	3-6
1986	H	W	9-0
1987	N	L	4-5
1991	H	W	7-2

LOUISVILLE

Overall: 8-0*
Home: 2-0*
Away: 6-0

1992	A	W	7-2
1993	A	W	8-1
1995	A	W	7-0
1996	A	W	7-0
1997	A	W	7-0
1998	A	W	5-2
2007	H	W	6-1
2011	H	W*	4-3

LOYOLA

MARYMOUNT
Overall: 25-0*
Home: 15-0*
Away: 4-0
Neutral: 4-0

1974	-	W	9-0
1975	-	W	9-0
1976	H	W	9-0
1985	H	W	9-0
1996	N	W	6-0
1997	H	W	6-1
1998	H	W	7-0
	H	W	7-0
1999	H	W	7-0
2000	H	W	6-2
2002	N	W	6-1
2003	H	W	7-0
2004	N	W	4-0
2005	A	W	5-2
2006	H	W	7-0
2007	H	W	7-0
2008	H	W*	6-0
2010	H	W*	7-0
2011	H	W*	7-0
2012	A	W	6-1
2013	H	W	4-3
2014	A	W	4-0
2015	H	W	4-3
2016	A	W	4-3
	N	W	4-1

LSU

Overall: 8-4
Home: 2-0
Away: 2-0
Neutral: 4-4

1978	N	W	6-3
1982	H	W	7-2
1984	N	W	5-4
	A	W	5-4
1985	N	W	5-3
	H	W	8-1
1986	A	W	6-3
1987	N	L	1-5
1988	N	L	1-5
1989	N	L	1-5
1992	N	L	2-5
1997	N	W	4-3
2013	H	W	4-0

MARYLAND

Overall: 1-0
1987 H W 6-3

MEMPHIS

Overall: 3-0
2013 N W 4-2
2015 N W 4-3
2016 N W 4-2

MIAMI

Overall: 15-1
Home: 5-1
Away: 5-0
Neutral: 5-4

1980	H	W	7-2
1982	N	W	6-0
	A	W	6-3
1983	N	W	5-4
1984	H	W	5-4
1985	N	W	7-2
1986	A	W	7-2
1987	N	W	5-1
1989	H	L	3-6
1990	N	W	6-0
1993	H	W	6-3
1994	A	W	4-3
1995	A	W	6-1
1999	H	W	5-2
2005	H	W	4-0
2015	A	W	4-3

MICHIGAN

Overall: 7-2*
Home: 4-0*
Away: 1-1*
Neutral: 2-1

1988	N	W	5-2
	N	L	3-5
1989	N	W	6-1
1990	H	W	7-1
2006	H	W	6-1
2008	A	L	3-4
2009	H	W*	5-2
2010	A	W*	5-2
2013	H	W	4-3

MICHIGAN STATE

Overall: 1-0
2004 H W 7-0

MINNESOTA

Overall: 10-1
Home: 9-1
Neutral: 1-0

1981	H	W	6-3
1982	H	W	9-0
1983	H	W	5-1
1984	H	W	8-1
1985	H	W	9-0
1986	H	W	7-2
1987	N	W	5-1
1999	H	W	5-2
2002	H	W	7-0
	H	W	4-0
2010	H	L	3-4

MISSISSIPPI

Overall: 6-3
Neutral: 6-3

1989	N	L	3-4
1990	N	W	5-1
1991	N	W	5-1
1994	N	W	4-3
1995	N	L	2-4
1998	N	W	4-2
2002	N	W	4-3
2006	N	W	4-2
2007	N	L	2-4

MISSISSIPPI STATE

Overall: 2-3
1984 N W 9-0
1992 N L 4-5
1995 N L 3-4
1996 N L 3-4
2003 N W 4-1

MONTANA STATE

Overall: 1-0
2006 H W 4-0

NEBRASKA

Overall: 1-0
2012 H W 7-0

NEVADA

Overall: 2-0
1994 H W 5-2
2014 H W 4-0

NEW MEXICO

Overall: 14-1
Home: 12-1
Away: 0-0
Neutral: 2-0

1976	H	W	7-2
1984	H	L	3-6
1985	H	W	8-1
1986	H	W	7-2
1987	H	W	7-2
1988	H	W	9-0
1991	H	W	8-1
1993	H	W	5-3
1994	H	W	7-0
1995	H	W	5-2
1996	H	W	5-2
1998	N	W	4-1
1999	H	W	4-3
	N	W	4-0
2016	H	W	4-1

*See page 30

RECORD VS. OPPONENTS

NEW MEXICO STATE

Overall: 1-0
1976 H W 5-4

NORTHEAST LOUISIANA

Overall: 1-0
1985 H W 7-2

NORTHWESTERN

Overall: 7-1
Home: 5-0
Away: 1-1
Neutral: 1-0
1990 N W 5-2
1993 H W 5-3
1994 H W 6-1
1995 H W 7-1
1997 H W 4-3
2004 A L 3-4
2005 H W 6-1
2007 A W 7-0

NORTH CAROLINA

Overall: 4-0
Home: 2-0
Neutral: 2-0
1989 H W 6-3
1990 H W 7-2
1991 N W 5-3
1992 N W 5-1

NORTH FLORIDA

Overall: 1-0
Neutral: 1-0
2016 N W 6-1

NOTRE DAME

Overall: 5-1*
Away: 1-0*
Neutral: 4-1*
1990 N W 5-4
1993 N W 6-1
2002 N L 3-4
2007 N W 4-2
2009 A W* 4-3
2011 N W* 4-0

OCCIDENTAL

Overall: 1-0
1974 W 9-0

OHIO STATE

Overall: 1-8
Home: 1-3
Away: 0-3
Neutral: 0-2
1979 H W 8-1
2008 A L 2-5
2009 N L 2-4
H L 1-6
2010 A L 1-6
2011 H L 1-6
2012 A L 1-4
2013 N L 0-4
H L 1-4

OKLAHOMA

Overall: 4-1
Home: 2-1
Away: 1-0
Neutral: 1-0
1987 H W 9-0
1999 N W 7-0
2012 A W 4-3
2013 H W 4-3
2014 H L 1-4

OKLAHOMA CITY

Overall: 1-0
1979 H W 6-3

OKLAHOMA STATE

Overall: 0-2
Away: 0-1
Neutral: 0-1
2015 A L 0-4
2016 H L 0-7

OREGON

Overall: 2-0
2000 H W 4-3
2015 H W 4-3

PACIFIC

Overall: 10-1
1993 H W 7-2
1994 H W 7-0
1995 H W 4-0
1996 H W 7-0
2003 H W 5-2
2006 H W 6-1
2013 H W 7-0
2014 A W 4-1
N W 4-2
2015 H W 4-0
2016 A L 3-4

PAN AMERICAN

Overall: 1-2
Away: 0-2
Neutral: 1-0
1976 A L 3-6
1977 A L 4-5
1978 N W 6-3

PENNSYLVANIA

Overall: 2-0
1994 H W 7-0
1998 H W 6-1

PENN STATE

Overall: 1-0
2007 N W 4-1

PIERCE COLLEGE

Overall: 4-0
1978 H W 8-1
1979 H W 7-2
1980 H W 9-0
1981 H W 8-1

PORTLAND

Overall: 9-1
Home: 4-0
Away: 1-1
Neutral: 4-0
1995 N W 5-0
1996 N W 6-0
1999 N W 7-0
2000 N W 7-0
2001 H W 4-1
2012 H W 6-1
2013 A W 5-1
2014 H W 6-1
2015 A L 1-4
2016 H W 4-0

PRINCETON

Overall: 15-0*
Home: 11-0*
Neutral: 4-0
1979 N W 6-3
1980 H W 7-2
1982 H W 8-1
1993 H W 6-3
1995 H W 7-0
1996 H W 5-0
1997 H W 6-1
1998 H W 7-0
2000 N W 6-1
2001 N W 4-0
N W 5-2
2004 H W 7-0
2006 H W 6-1
2008 H W* 7-0
2013 H W 5-2

PURDUE

Overall: 3-0
Home: 3-0
1998 H W 5-2
2000 H W 7-0
2002 N W 5-2

REDLANDS

Overall: 11-0
Home: 8-0
1974 - W 8-1
1975 - W 7-2
- W 8-1
1976 H W 8-1
1978 H W 8-1
1979 H W 8-1
1980 H W 7-2
1981 H W 9-0
1982 H W 9-0
1983 H W 9-0
1984 H W 9-0

RICE

Overall: 3-0*
Home: 2-0*
Away: 1-0*
1984 H W 8-1
2009 A W* 4-3
2010 H W* 6-1

RICHMOND

Overall: 1-0
2002 H W 4-0

SACRAMENTO STATE

Overall: 1-0
2011 H W* 6-1

SAINT MARY'S

Overall: 23-0*
Home: 17-0*
Away: 3-0
Neutral: 3-0
1996 H W 7-0
1997 H W 7-0
1998 H W 7-0
1999 H W 7-0
2000 H W 8-0
2001 H W 5-2
2002 H W 7-0
2003 H W 5-2
2004 H W 7-0
2005 H W 6-1
2006 H W 7-0
2007 H W 6-1
N W 4-0
2008 H W* 6-1
N W* 4-0
2009 H W* 5-2
2010 H W* 7-0
2011 H W* 7-0
2012 A W 6-1
2013 N W 7-0
2014 A W 4-1
2015 H W 4-0
2016 A W 4-0

SAN DIEGO

Overall: 32-9*
Home: 20-4*
Away: 5-2*
Neutral: 6-3
1974 - W 7-2
1979 H W 8-1
1980 H W 7-2
1981 H W 5-4
1982 H W 8-1
1983 H W 9-0
1984 H W 8-1
1985 H W 8-1
1986 H W 8-1
1987 H L 4-5
1988 H W 6-3
1989 H L 1-5
1990 H W 5-1
1995 N W 5-0
1996 A W 5-1
1997 H W 7-0
1998 H W 7-0
1999 A W 6-1
2001 H W 4-2
2002 N W 5-0
2003 H L 3-4
A W 4-1
2004 H W 5-2
N W 4-1
2005 H W 4-2
2006 N W 4-1
2007 H W 6-1
A W 4-0
2009 H W* 5-2
N W* 4-1
2011 H W* 6-1
2012 A W 5-2
N W 4-1
2013 H W 5-2
2014 H W 4-1
A L 2-4
N L 1-4
2015 H L 1-4
N L 1-4
2016 A L 0-4
N L 0-4

SAN DIEGO STATE

Overall: 30-3*
Home: 24-3*
Away: 3-0
1974 - W 7-2
- W 7-2
1975 - W 8-1
1976 H W 8-1
1979 H W 7-2
1980 H W 8-1
1981 H W 8-1
1982 H W 9-0
1984 H W 8-1
1985 H W 9-0
1986 H W 9-0
1987 H W 7-2
1988 H W 8-1
1991 H W 7-2
1992 H W 5-4
1993 H L 3-6
1994 H W 6-1
1995 H W 6-1
1996 H W 6-1
1997 H W 6-1
1998 H W 6-1
2000 H W 5-2
H L 2-4
2002 H W 6-1
2003 H L 3-4
2004 H W 5-2
2006 A W 5-2
2007 H W 5-2
2009 H W* 4-3
2010 H W* 7-0
2013 A W 4-0
2015 H W 4-3
2016 A W 6-1

SAN FRANCISCO

Overall: 21-0
Home: 10-0
Away: 2-0
Neutral: 9-0
1979 H W 9-0
1980 H W 8-1
1981 H W 9-0
1997 H W 7-0
1998 H W 7-0
1999 N W 7-0
2000 N W 7-0
2001 H W 6-1
2003 N W 5-0
2006 H W 7-0
N W 4-1
2008 N W* 4-0
2009 N W* 4-0
2010 N W* 4-0
2012 H W 7-0
2013 A W 6-1
N W 4-0
2014 H W 6-1
2015 A W 4-2
N W 4-1
2016 H W 4-2

SAN JOSE STATE

Overall: 7-0
Home: 4-0
Away: 3-0
1976 H W 6-3
1984 H W 9-0
1988 H W 8-0
A W 7-0
1991 A W 9-0
1992 H W 8-1
1996 A W 7-0

SANTA CLARA

Overall: 19-0*
Home: 13-0*
Away: 4-0*
Neutral: 2-0*
1998 H W 6-1
1999 H W 7-0
2000 H W 7-0
A W 6-1
2002 H W 6-1
2003 H W 7-0
2005 H W 7-0
H W 4-0
2006 H W 6-1
2007 H W 6-1
2008 A W* 4-0
2009 N W* 4-0
2010 N W* 4-1
2011 H W* 7-0
2012 H W 6-1
2013 A W 4-2
2014 H W 4-0
2015 A W 4-0
2016 H W 4-0

SANTA MONICA CITY COLLEGE

Overall: 1-0
1976 H W 9-0

SOUTHERN ILLINOIS

Overall: 1-0
1978 H W 5-4

*See page 30

RECORD VS. OPPONENTS

SMU

Overall: 12-10
 Home: 5-3
 Away: 2-1
 Neutral: 5-6

1976	H	W	5-4
	A	W	5-4
1977	A	L	2-7
1978	H	L	3-6
1979	N	L	0-9
	H	W	6-3
1980	N	L	4-5
	H	W	8-1
1982	N	L	2-7
	N	W	5-2
1983	H	L	2-7
	N	L	4-5
1984	N	W	6-2
	H	W	6-3
1985	N	L	2-5
1986	N	L	4-5
	N	W	6-3
	N	W	5-1
1988	N	W	5-3
1998	H	W	5-2
2005	A	W	6-1
2015	H	L	0-4

SOUTH ALABAMA

Overall: 5-1
 Home: 3-0
 Away: 1-0
 Neutral: 1-1

1994	H	W	5-2
1995	H	W	5-2
1996	N	W	4-3
1997	N	L	2-4
1998	A	W	4-3
1999	H	W	6-1

SOUTH CAROLINA

Overall: 4-1
 Home: 2-0
 Neutral: 2-1

1980	H	W	7-2
1987	H	W	5-1
	N	W	6-0
1990	N	W	6-3
1999	N	L	3-4

SOUTH FLORIDA

Overall: 3-3*
 Home: 2-1
 Away: 0-1
 Neutral: 1-1*

1992	H	W	9-0
2004	H	W	7-0
2010	N	W*	4-0
2014	N	L	2-4
2015	H	L	2-5
2016	A	L	0-4

SW LOUISIANA

Overall: 2-0
 1988 N W 5-1
 1990 N W 6-0

STANFORD

Overall: 9-26*
 Home: 3-0*
 Away: 4-21*
 Neutral: 2-5

1977	A	L	1-8
1978	A	L	3-6
1979	A	L	4-5
1980	N	L	3-6
1981	A	L	3-6
1982	A	L	4-5
1983	N	W	5-4
	A	L	2-7
1984	A	L	3-6
1985	N	L	1-6
	A	L	3-6
1986	N	W	5-1
	A	L	4-5
	N	L	2-5
1989	A	L	1-6
1992	A	L	2-5
1994	A	L	1-6
	N	L	2-5
1997	A	L	2-5
1999	A	L	3-4
2000	A	L	0-7
2001	A	L	2-5
	N	L	1-4
2002	A	W	5-2
2003	A	L	0-7
2004	A	L	2-5
2005	A	W	4-3
	H	W	4-2
2007	A	W	4-3
2008	H	W*	4-2
2009	A	L	1-6
	A	L*	1-4
2010	A	L*	0-4
2012	H	W	6-1
2013	A	W	4-3

TENNESSEE

Overall: 6-4
 Home: 2-1
 Neutral: 4-3

1979	H	W	7-2
1982	H	W	8-1
1988	N	W	5-1
1993	N	L	2-5
	N	L	4-5
1995	N	W	4-3
1999	N	W	5-2
	H	L	3-4
2012	N	W	4-3
2014	N	L	1-4

TEXAS

Overall: 10-10
 Home: 4-2
 Away: 3-4
 Neutral: 3-4

1976	A	L	4-5
1977	H	L	4-5
	A	L	1-8
1980	N	W	6-3
1983	N	W	8-1
1990	N	L	3-5
1994	N	L	3-4
	A	W	4-3
1997	H	W	4-3
1998	N	L	2-4
	A	L	3-4
1999	H	L	3-4
2000	A	W	4-3
2001	H	W	4-3
2002	A	W	4-3
2006	A	L	2-5
	N	W	4-1
2007	H	W	5-2
2010	A	L	3-4
2013	H	W	6-1

TEXAS A&M

Overall: 9-4*
 Home: 6-1*
 Away: 2-3
 Neutral: 1-0

1985	H	W	9-0
	N	W	5-3
1992	H	W	5-1
1998	A	L	1-4
1999	H	W	5-2
2000	A	L	3-4
2002	A	W	4-3
2003	H	L	3-4
2005	H	W	6-1
2006	A	W	4-3
2008	H	W*	5-2
2010	A	L	1-6
2011	H	W*	4-3

TEXAS CHRISTIAN

Overall: 16-5*
 Home: 8-1
 Away: 4-2
 Neutral: 4-2

1977	A	L	4-5
1978	H	W	5-4
1980	H	W	8-1
1989	N	W	6-3
1990	N	W	5-1
1991	N	W	5-2
1994	N	L	2-5
1995	A	W	4-3
1996	H	W	4-3
1997	H	W	4-3
1998	A	W	6-1
2000	H	W	4-3
2001	A	L	1-6
2002	H	W	4-0
2004	N	L	0-4
2005	N	W	6-0
2006	A	W	4-0
	H	W	4-0
2008	H	W*	7-0
2013	A	W	5-2
2014	H	L	2-4

TEXAS TECH

Overall: 4-0
 1979 H W 8-1
 1989 H W 8-0
 1992 H W 7-2
 2012 H W 7-0

TRINITY

Overall: 9-2
 Home: 5-0
 Away: 0-2
 Neutral: 4-0

1976	A	L	3-6
1977	H	W	6-3
	A	L	2-7
1980	H	W	5-4
1982	N	W	6-2
1983	H	W	5-4
1984	N	W	5-2
	N	W	5-4
1989	H	W	5-4
	N	W	4-3
1990	H	W	9-0

TULANE

Overall: 1-3
 Home: 1-1
 Away: 0-1
 Neutral: 0-1

1999	H	W	4-3
2003	H	L	3-4
2004	A	L	2-5
2016	N	L	0-4

TULSA

Overall: 6-1*
 Home: 2-1
 Away: 2-0
 Neutral: 2-0*

1999	H	W	5-2
2000	H	W	4-0
2009	N	W*	4-0
2012	A	W	4-3
	N	W	4-1
2014	A	W	4-3
2015	H	L	3-4

UC DAVIS

Overall: 1-1
 Home: 1-0
 Neutral: 0-1

1991	H	W	8-1
2016	N	L	3-4

UC IRVINE

Overall: 44-6*
 Home: 29-3*
 Away: 12-1*
 Neutral: 1-1

1974	W	6-3	
	L	4-5	
1975	W	8-1	
1976	A	W	5-4
	H	W	6-3
1977	H	W	8-1
1978	H	L	4-5
	A	W	5-4
1979	H	W	9-0
	A	W	6-3
1980	H	W	9-0
	A	W	8-1
1981	H	W	9-0
1982	H	W	9-0
1983	A	W	6-3
1984	H	W	9-0

1985	A	W	7-2
	H	W	8-1
	A	W	6-3
1986	H	W	7-2
1987	H	W	5-4
	A	W	5-4
1988	H	W	7-2
	A	W	7-2
1989	H	L	4-5
	N	L	2-5
	A	L	1-5
1990	A	W	6-3
	H	W	6-2
1991	H	W	7-2
1992	H	L	4-5
	A	W	6-3
1994	H	W	6-1
1995	H	W	4-3
1996	H	W	7-0
	N	W	4-1
1997	H	W	6-1
1998	H	W	6-1
2000	H	W	7-0
2001	H	W	6-1
2003	H	W	6-1
2004	H	W	5-2
2005	H	W	5-2
	H	W	4-0
2006	H	W	6-1
2008	H	W*	7-0
2009	H	W*	6-1
2011	A	W*	5-2
2014	H	W	6-1
2015	H	W	4-3

UCLA

Overall: 16-47
 Home: 7-11
 Away: 6-28
 Neutral: 3-6

1974	L	1-8	
1975	L	1-8	
	H	L	2-7
1976	A	L	0-9
1978	H	L	2-7
	A	L	1-8
	N	L	3-6
1979	H	L	2-7
	A	L	2-6
	N	L	4-5
1980	A	L	1-8
	N	W	5-2
1981	H	W	7-2
	A	L	1-8
1982	H	W	6-3
	A	L	4-5
	N	L	1-5
1983	H	W	6-3
	A	W	7-2
	N	W	5-4
1984	A	L	4-5
	H	L	3-6
	A	W	5-4
	N	L	3-5
1985	H	L	4-5
	A	L	1-8
1986	A	L	3-6
1987	H	L	1-8
	A	W	5-3
1988	A	L	3-6
	H	W	5-1
1989	A	L	2-6
1990	H	W	5-1
	A	L	3-5
1992	H	W	5-3
	A	L	3-6
1993	A	L	0-6
1994	A	L	3-4
	A	L	3-4



*See page 30

RECORD VS. OPPONENTS

1995	A	L	3-4
	H	W	6-1
1996	A	L	0-7
	N	L	1-4
	H	L	3-4
1997	H	L	0-7
	A	W	4-3
2000	A	W	5-2
2001	A	L	1-6
2002	A	L	2-5
2004	A	L	0-4
2006	A	W	4-3
	N	W	4-1
2007	A	L	1-5
2008	A	L	2-5
2009	H	L	2-5
2010	A	L	0-4
	A	L	3-4
2011	H	L	3-4
2012	A	L	3-4
2013	H	L	3-4
2014	N	L	0-4
	A	L	0-4
2015	A	L	0-5

UC SANTA BARBARA
Overall: 35-3*
Home: 26-3*
Away: 4-0
Neutral: 1-0

1974		W	7-2
		W	9-0
1975		W	7-2
		W	7-2
1976	A	W	8-1
	H	W	8-1
1978	A	W	8-1
	H	W	8-1
1979	H	W	7-2
1980	H	W	8-1
1981	H	W	9-0
1983	H	W	9-0
1985	H	W	8-1
1986	H	W	8-1
1987	H	W	7-2
1988	H	W	7-1
1989	H	W	5-4
1990	H	L	4-5
1991	H	W	9-0
	A	W	7-2
1992	H	W	6-3
1993	H	W	8-1
1994	H	W	7-0
1995	H	W	7-0
1996	H	W	7-0
1997	H	W	6-1
	H	L	1-4
1998	H	W	4-3
1999	A	W	6-1
2000	N	W	5-2
2001	H	W	7-0
2004	H	W	6-1
2007	H	W	6-1
2008	H	W*	6-1
2010	H	W*	6-1
2011	H	W*	7-0
2013	H	W	4-0
2016	H	L	2-4

UNLV
Overall: 18-0
Home: 15-0
Away: 3-0

1985	H	W	8-1
1991	H	W	6-0
1993	H	W	7-2
1994	H	W	5-2
1995	H	W	6-1
1996	H	W	6-1
	A	W	4-3
1997	H	W	6-1
1998	H	W	6-1
	A	W	4-3
1999	H	W	6-1
2000	H	W	8-0
2001	H	W	6-1
2002	H	W	6-1
2003	H	W	7-0
2007	H	W	5-2
2009	A	W*	6-1
2016	H	W	5-2

USC
Overall: 12-28
Home: 4-10
Away: 2-13
Neutral: 5-4

1974		L	4-5	
1975		W	5-4	
		H	L	3-6
1976	A	L	3-6	
	H	L	4-5	
1977	A	L	3-6	
	H	L	3-6	
1978	H	L	4-5	
1979	A	L	3-6	
1980	N	W	5-1	
	H	W	6-3	
	N	L	4-5	
1981	H	W	5-4	
	A	W	5-4	
1983	N	L	4-5	
	N	L	4-5	
1985	A	L	4-5	
1986	H	L	4-5	
	N	W	5-4	
	N	W	5-2	
1987	A	L	1-8	
1988	H	W	9-0	
	N	L	4-5	
1995	N	W	5-2	
1997	A	L	2-5	
1998	A	L	3-4	
	N	W	4-1	
1999	H	L	3-4	
2000	A	W	4-3	
2003	H	W	5-2	
	A	L	3-4	
2004	A	L	2-5	
	H	L	3-4	
2005	A	L	3-4	
2007	A	L	0-4	
2010	H	L	1-6	
2011	A	L	2-5	
2012	H	L	1-6	
2013	A	L	2-4	
2014	H	L	2-5	

U.S. INTERNATIONAL
Overall: 5-0

1985	H	W	7-2
1987	H	W	9-0
1988	H	W	8-1
1989	H	W	7-2
1990	H	W	8-0

UTAH
Overall: 12-1
Home: 10-1
Neutral: 2-0

1976	H	L	4-5
1982	H	W	8-1
1985	N	W	6-2
1988	H	W	7-2
1991	N	W	8-1
	H	W	8-1
1992	H	W	6-3
1993	H	W	7-2
1997	H	W	6-1
1998	H	W	7-0
1999	H	W	6-1
2000	H	W	7-0
2001	H	W	7-0

VANDERBILT
Overall: 1-1
2003 A L 2-4
2012 H W 7-0

VIRGINIA
Overall: 2-2
Neutral: 0-2
1999 H W 4-3
2006 H W 4-3
2007 N L 1-6
2012 N L 1-4

VIRGINIA TECH
Overall: 1-0*
2011 N W* 4-3

WAKE FOREST
Overall: 1-2
2006 H W 6-1
2007 A L 2-5
2015 A L 0-4

WASHINGTON
Overall: 10-4*
Home: 6-0*
Away: 4-3*
Neutral: 0-1

1996	H	W	6-1
2001	A	L	1-4
2003	N	L	1-4
2005	A	W	4-3
2006	H	W	7-0
2008	A	L	3-4
2009	H	W*	7-0
2011	A	W*	5-2
2012	H	W	7-0
	H	W	4-0
2013	A	W	6-1
2014	A	W	5-2
2015	H	W	5-2
2016	A	L	1-4

WEST VIRGINIA
Overall: 1-0
1988 H W 7-2

WESTERN MICHIGAN
Overall: 1-0
2001 N W 4-0

WILLIAM & MARY
Overall: 3-0
1998 H W 7-0
2005 H W 6-1
2009 H W* 5-2
2015 N W 4-0

WISCONSIN
Overall: 2-0
2006 H W 6-1
2011 H W* 6-1

WICHITA STATE
Overall: 2-0
1982 N W 6-3
1983 N W 5-3

YALE
Overall: 3-0
1978 H W 6-3
1981 H W 8-1
2007 H W 6-1

*See page 30

RALPHS-STRAUS TENNIS CENTER

The Pepperdine men's and women's tennis teams play all of their home dual matches at the picturesque Ralphs-Straus Tennis Center.

The nine-court, fully lighted facility served as the host site for the 1995 and 2000 NCAA Division I Women's Tennis Championships.

The Ralphs-Straus Tennis Center has also hosted the 1996 women's NCAA West Regional Championships, the 1997 men's NCAA Region VIII Championships, men's NCAA First/Second Rounds action seven times (2000, 2002, 2005, 2006, 2008, 2012, 2013) and women's NCAA First/Second Round play four times (1999, 2000, 2006, 2016).

In addition to resurfaced courts and improved lighting, the refurbished complex includes seating

for nearly 2,000 people. The beautifully landscaped facility offers many excellent vantage points for fans, and a large patio overlooks Raleigh Runnels

Memorial Pool and has a breathtaking view of the Pacific Ocean. During the summer of 1998, the 800-seat Harilela International Grandstand was added to the facility.

The Ralphs-Straus Tennis Center is enhanced by a large lounge in addition to team meeting and locker room facilities and office space for the men's and women's tennis coaching staffs.

The Pepperdine men have won nearly 90 percent of their home matches since 1976 (549-82, .870)*.



YEAR-BY YEAR HOME RECORDS

Year	W	L	Pct.
1976	14	2	.875
1977	5	3	.625
1978	11	5	.615
1979	16	2	.867
1980	16	2	.889
1981	15	1	.938
1982	14	0	1.000
1983	9	1	.909
1984	18	2	.900
1985	20	2	.909
1986	11	2	.846
1987	13	2	.867
1988	16	1	.938
1989	10	6	.625
1990	14	2	.875
1991	14	0	1.000
1992	10	1	.909
1993	12	2	.857
1994	15	0	1.000
1995	16	0	1.000
1996	13	2	.867
1997	18	3	.857
1998	20	0	1.000
1999	15	5	.750
2000	14	1	.933
2001	13	0	1.000
2002	15	1	.938
2003	9	6	.600
2004	13	2	.857
2005	17	0	1.000
2006	21	0	1.000
2007	14	0	1.000
2008*	15	1	.938
2009*	10	4	.714
2010*	11	3	.786
2011*	12	3	.800
2012	13	1	.929
2013	12	2	.857
2014	10	5	.667
2015	8	5	.615
2016	7	2	.777
Totals*	549*	82	.870

*Pepperdine later vacated all wins (75), postseason losses (3), West Coast Conference Tournament championships (3) and NCAA Tournament appearances (3) accrued during the 2008, '09, '10 and '11 seasons due to self-reported NCAA violations. Records marked with an asterisk do not reflect this. Pepperdine's official all-time record prior to the 2016-17 season is 1,069-402. Pepperdine's official home record is 501-82 (.859). Official home records are as follows: 2008, 0-1; 2009, 0-4; 2010, 0-3; 2011, 0-3.

P

TENNIS

