

PEPPERDINE

MEN'S BASKETBALL

2017-18 MEDIA ALMANAC
COMPETING WITH PURPOSE | #WAVESUP



WAVES

PEPPERDINE MEN'S BASKETBALL 2017-18

2017-18 MEDIA ALMANAC

Note to the media: Pepperdine University no longer prints traditional media guides. This media almanac, which includes coach and player biographies, season and career statistics and the program's history and records book, is being published online to assist the media in lieu of a traditional guide.

PEPPERDINE UNIVERSITY

Location.....Malibu, Calif. 90263
 Founded.....1937 (Malibu Campus in 1972)
 Enrollment.....8,000 total/3,000 undergraduate
 Colors.....Blue and Orange
 Affiliation.....NCAA Division I
 Conference.....West Coast Conference
 President.....Andrew K. Benton
 Athletic Director.....Dr. Steve Potts
 Athletic Department Phone.....(310) 506-4150
 Ticket Office Phone.....(866) WAVE-TIX
 Home Arena.....Firestone Fieldhouse
 Capacity.....3,104
 Opened.....1973

COACHING STAFF

Head Coach.....Marty Wilson (seventh season*)
 Alma Mater.....Pepperdine '89
 Pepperdine Record (full-time).....82-103 (six seasons*)
 Career Record.....85-113 (seven seasons*)
 Associate Head Coach.....Mark Amaral (seventh season)
 Alma Mater.....College of Idaho '90
 Associate Head Coach.....Bryant Moore (seventh season)
 Alma Mater.....Texas Tech '93
 Assistant Coach.....John Impelman (fifth season)
 Alma Mater.....Occidental '08
 Director of Basketball Operations.....Brandon Veltri
 Office Phone.....(310) 506-4161

* Wilson is in his sixth season as Pepperdine's full-time head coach. His career coaching record includes part of the 1995-96 season, when Wilson was the interim head coach for Pepperdine's final 13 games.

MEN'S BASKETBALL HISTORY

First Year.....1938-39
 All-Time Record.....1,212-1,058 (79 seasons)
 All-Time WCC Record.....430-438 (62 seasons)
 Regular-Season Titles.....12 (last in 2002)
 Tournament Titles.....3 (last in 1994)
 NCAA Tournament Appearances.....13 (last in 2002)

TEAM INFORMATION

2016-17 Overall Record.....9-22
 2016-17 Conference Record.....5-13 (8th)
 2016-17 Postseason.....WCC Tournament first round (0-1)
 Starters Returning/Lost.....1/4
 (note: two expected starters who were injured last year are back)
 Letterwinners Returning/Lost.....5/7
 Redshirts/Others Returning.....4
 Newcomers (Freshmen/Transfers).....8 (5/3)

ATHLETIC COMMUNICATIONS

Director/MBKB Contact.....Roger Horne
 Office Phone.....(310) 506-4455
 Cell Phone.....(805) 279-4551
 E-Mail.....roger.horne@pepperdine.edu
 Assistant Director.....Jacob Breems
 Assistant Director.....Sarah Otteman
 Assistant Director/Video.....Olivia Arns
 Mailing Address.....24255 Pacific Coast Hwy, Malibu, CA 90263
 Press Row Phone.....(310) 456-5050
 Website.....www.PepperdineWaves.com
 Twitter.....@PeppBasketball and @PepperdineWaves
 Facebook...../PeppBasketball and /PepperdineWaves

2017-18 SCHEDULE

DATE	DAY	OPPONENT	TV	TIME
Nov. 10	Friday	# at Oklahoma State	FCS	7:30 p.m. CT
Nov. 14	Tuesday	Cal Lutheran	TheW.tv	7 p.m.
Nov. 17	Friday	Northern Colorado	TheW.tv	7 p.m.
Nov. 20	Monday	# Montana vs. Oral Roberts		5 p.m.
Nov. 20	Monday	# UC Santa Barbara	TheW.tv	7:30 p.m.
Nov. 21	Tuesday	# UCSB vs. TBD		5 p.m.
Nov. 21	Tuesday	# Pepperdine vs. TBD	TheW.tv	7:30 p.m.
Nov. 24	Friday	# at Texas A&M	SEC	8 p.m. CT
Nov. 29	Wednesday	Southern Utah	TheW.tv	7 p.m.
Dec. 2	Saturday	at Cal Poly		7 p.m.
Dec. 5	Tuesday	UC Riverside	TheW.tv	7 p.m.
Dec. 9	Saturday	Long Beach State	TheW.tv	7 p.m.
Dec. 16	Saturday	at Belmont		2 p.m. CT
Dec. 19	Tuesday	at Weber State		7 p.m. MT
Dec. 28	Thursday	* at Santa Clara	TheW.tv	7 p.m.
Dec. 30	Saturday	* at San Diego	SSN	1 p.m.
Jan. 4	Thursday	* Gonzaga	ESPNU	8 p.m.
Jan. 6	Saturday	* San Francisco	SSN	1 p.m.
Jan. 11	Thursday	* at BYU	BYUtv	7 p.m. MT
Jan. 13	Saturday	* Saint Mary's	SSN	5 p.m.
Jan. 18	Thursday	* at Pacific	TheW.tv	7 p.m.
Jan. 20	Saturday	* at San Francisco	TheW.tv	7 p.m.
Jan. 25	Thursday	* Loyola Marymount	SSN	7 p.m.
Jan. 27	Saturday	* Santa Clara	SSN	3 p.m.
Feb. 1	Thursday	* at Portland	TheW.tv	7 p.m.
Feb. 3	Saturday	* Pacific	TheW.tv	7 p.m.
Feb. 8	Thursday	* San Diego	SSN	7:30 p.m.
Feb. 10	Saturday	* at Loyola Marymount	TheW.tv	3 p.m.
Feb. 15	Thursday	* BYU	BYUtv	7 p.m.
Feb. 17	Saturday	* at Gonzaga	SSN	5 p.m.
Feb. 22	Thursday	* at Saint Mary's	TheW.tv	7 p.m.
Feb. 24	Saturday	* Portland	TheW.tv	5 p.m.

March 2-6 Fri.-Tues. at WCC Championships Las Vegas, Nev.

Home games in **bold** at Firestone Fieldhouse.

* West Coast Conference game

Progressive Legends Classic

TABLE OF CONTENTS

PART I — 2017-18 SEASON

Quick Facts/Schedule.....	2
Rosters.....	3-4
Preseason Notes.....	5
Coaching Staff.....	6-9
Student-Athlete Bios & Stats.....	10-24
2016-17 Statistics.....	25-30

PART II — RECORDS BOOK

Quick Facts.....	3
History of Pepperdine Basketball.....	4-5
Year-by-Year Records.....	6-7
Postseason.....	10-18
Honors & Awards.....	19-22
Statistics & Records.....	23-49
All-Time Roster.....	50-60
Pro Basketball.....	61-66
All-Time Results.....	67-86
Firestone Fieldhouse.....	88-89

PEPPERDINE MEN'S BASKETBALL 2017-18

2017-18 ROSTER

No.	Name	Pos.	Ht.	Wt.	Yr.	Exp.	Hometown (High School/Last School)
41	Matthew Atewe	F/C	6-9	250	Sr.*	TR	Toronto, Ontario, Canada (Notre Dame Prep/Washington)
11	Trae Berhow	G	6-5	195	Fr.	HS	Watertown, Minn. (Watertown-Mayer HS)
2	Eric Cooper Jr.	G	6-3	190	Jr.*	RS	Ontario, Calif. (St. Anthony HS/Nevada)
12	Darnell Dunn	F	6-6	205	Jr.	TR	Kinston, N.C. (Kinston HS/Miami Dade College)
20	Kameron Edwards	F	6-6	230	So.*	1V	Rancho Cucamonga, Calif. (Etiwanda HS)
21	Knox Hellums	G	6-5	195	So.	1V	Tomball, Texas (Concordia Lutheran HS)
34	Kevin Hempy #	F	6-6	200	Sr.*	1V	Santa Barbara, Calif. (San Marcos HS/Westmont)
1	Elijah Lee	G	5-10	160	So.	1V	Houston, Texas (HCYA Warriors)
33	Erik Mailliard #	C	6-10	210	Fr.	HS	Dallas, Texas (Parish Episcopal School)
15	Caleb Martin #	G	6-2	190	So.	1V	Los Angeles, Calif. (Buckley School)
22	Harrison Meads	F	6-7	215	Jr.	TR	New Plymouth, New Zealand (New Plymouth Boys HS/Laramie County CC)
4	Colbey Ross	G	6-1	180	Fr.	HS	Aurora, Colo. (Eaglecrest HS)
5	Jadé Smith	G	6-4	175	Fr.	HS	Oakland, Calif. (St. Joseph Notre Dame HS)
31	Nolan Taylor	F	6-7	260	So.	1V	Keller, Texas (Keller HS)
0	Amadi Udenyi	G	6-1	195	Sr.*	3V	Oakland, Calif. (De La Salle HS/St. Thomas More)
3	Michael Wexler #	G	5-11	175	Fr.	HS	Plymouth, Minn. (Benilde-St. Margaret's School)
32	Kaijae Yee-Stephens	G	6-1	190	Fr.*	RS	Santa Cruz, Calif. (Santa Cruz HS)

NUMERICAL

No.	Name	Pos.	Ht.	Wt.	Yr.	Exp.	Hometown (High School/Last School)
0	Amadi Udenyi	G	6-1	195	Sr.*	3V	Oakland, Calif. (De La Salle HS/St. Thomas More)
1	Elijah Lee	G	5-10	160	So.	1V	Houston, Texas (HCYA Warriors)
2	Eric Cooper Jr.	G	6-3	190	Jr.*	RS	Ontario, Calif. (St. Anthony HS/Nevada)
3	Michael Wexler #	G	5-11	175	Fr.	HS	Plymouth, Minn. (Benilde-St. Margaret's School)
4	Colbey Ross	G	6-1	180	Fr.	HS	Aurora, Colo. (Eaglecrest HS)
5	Jadé Smith	G	6-4	175	Fr.	HS	Oakland, Calif. (St. Joseph Notre Dame HS)
11	Trae Berhow	G	6-5	195	Fr.	HS	Watertown, Minn. (Watertown-Mayer HS)
12	Darnell Dunn	F	6-6	205	Jr.	TR	Kinston, N.C. (Kinston HS/Miami Dade College)
15	Caleb Martin #	G	6-2	190	So.	1V	Los Angeles, Calif. (Buckley School)
20	Kameron Edwards	F	6-6	230	So.*	1V	Rancho Cucamonga, Calif. (Etiwanda HS)
21	Knox Hellums	G	6-5	195	So.	1V	Tomball, Texas (Concordia Lutheran HS)
22	Harrison Meads	F	6-7	215	Jr.	TR	New Plymouth, New Zealand (New Plymouth Boys HS/Laramie County CC)
31	Nolan Taylor	F	6-7	260	So.	1V	Keller, Texas (Keller HS)
32	Kaijae Yee-Stephens	G	6-1	190	Fr.*	RS	Santa Cruz, Calif. (Santa Cruz HS)
33	Erik Mailliard #	C	6-10	210	Fr.	HS	Dallas, Texas (Parish Episcopal School)
34	Kevin Hempy #	F	6-6	200	Sr.*	1V	Santa Barbara, Calif. (San Marcos HS/Westmont)
41	Matthew Atewe	F/C	6-9	250	Sr.*	TR	Toronto, Ontario, Canada (Notre Dame Prep/Washington)

walk-on * utilized a redshirt season

COACHING STAFF

Head Coach: Marty Wilson, seventh season (Pepperdine '89)

Associate Head Coach: Mark Amaral, seventh season (College of Idaho '90)

Associate Head Coach: Bryant Moore, seventh season (Texas Tech '93)

Assistant Coach: John Impelman, seventh season (Occidental '08)

Director of Basketball Operations: Brandon Veltri, first season (Utah '01)

Graduate Manager: Tochi Oti, first season (Whitworth '16)

PRONUNCIATIONS

Matthew Atewe — ATTA-way

Erik Mailliard — MAL-yerd

Jadé Smith — jah-DEE

Amadi Udenyi — uh-MAH-dee you-DEE-knee

Kaijae Yee-Stephens — KAI-zhay

PEPPERDINE MEN'S BASKETBALL 2017-18



0

AMADI UDENYI
RS SR • G • 6-1 • 195
Oakland, Calif.
De La Salle HS



1

ELIJAH LEE
SO • G • 5-10 • 160
Houston, Texas
HCYA Warriors




2

ERIC COOPER JR.
RS JR • G • 6-3 • 190
Ontario, Calif.
St. Anthony HS/Nevada



3

MICHAEL WEXLER
FR • G • 5-11 • 175
Plymouth, Minn.
Benilde-St. Margaret's



4

COLBEY ROSS
FR • G • 6-1 • 180
Aurora, Colo.
Eaglecrest HS



5

JADÉ SMITH
FR • G • 6-4 • 175
Oakland, Calif.
St. Joseph Notre Dame HS




11

TRAE BERHOW
FR • G • 6-5 • 195
Watertown, Minn.
Watertown-Mayer HS




12

DARNELL DUNN
JR • F • 6-6 • 205
Kinston, N.C.
Kinston HS/Miami Dade JC



15

CALEB MARTIN
SO • G • 6-2 • 190
Los Angeles, Calif.
Buckley School



20

KAMERON EDWARDS
RS SO • F • 6-6 • 230
Rancho Cucamonga, Calif.
Etiwanda HS



21

KNOX HELLUMS
SO • G • 6-5 • 195
Tomball, Texas
Concordia Lutheran HS



22

HARRISON MEADS
JR • F • 6-7 • 215
New Plymouth, New Zealand
Laramie County CC




31

NOLAN TAYLOR
SO • F • 6-7 • 260
Keller, Texas
Keller HS



32

KAIJAE YEE-STEPHENS
RS FR • G • 6-1 • 190
Santa Cruz, Calif.
Santa Cruz HS




33

ERIK MAILLIARD
FR • C • 6-10 • 210
Dallas, Texas
Parish Episcopal School



34

KEVIN HEMPY
RS SR • F • 6-6 • 200
Santa Barbara, Calif.
San Marcos HS/Westmont



41

MATTHEW ATEWE
RS SR • F/C • 6-9 • 250
Toronto, Ont., Canada
N.D. Prep/Washington

2017-18 PRESEASON NOTES

- Multiple season-ending injuries wreaked havoc with the Waves' 2016-17 season. The Waves lost one starter (Kameron Edwards) for the entire season, another starter (Amadi Udenyi) for the majority of the season and a third starter (Chris Reyes) for the final four games. A total of four players suffered season-ending injuries. The final count was 99 player-games missed due to injury.
- A healthy Waves team was expected to have another good season (they were picked fourth in the 2016-17 WCC preseason coaches' poll). Instead, the Waves finished 9-22.
- The Waves are hopefully due for some good luck in keeping players on the floor. Over the last two seasons, there have been seven season-ending injuries.
- The 2017-18 team will include eight players who have appeared in a game for the Waves, though three of them were injured for all or most of last season and received medical redshirts. Three players have made 20 or more career starts.
- The current breakdown is five returning letterwinners, four redshirts and eight newcomers (five freshmen and three transfers).
- Returning players account for 23.3% of last season's points, 25.3% of the rebounds, 36.2% of the assists, 11.9% of the blocks, 40.8% of the steals and 32.6% of the minutes.
- This year's roster breakdown is two graduate students, one redshirt senior, three juniors, five sophomores, one redshirt freshman and five true freshmen. The scholarship breakdown is one graduate student, one redshirt senior, three juniors, four sophomores, one redshirt freshman and three true freshmen.
- Before last season's blip, the Waves had shown remarkable improvement under the direction of head coach Marty Wilson. Pepperdine won 10 games in Wilson's first season (2011-12) and then improved from 12 to 15 before attaining 18 wins in back-to-back seasons.
- This will be Wilson's 21st season at Pepperdine as a student-athlete or coach.
- Eight players departed from last season's team, most notably Lamond Murray Jr. (who led the WCC in scoring at 21.4 points per game and was an All-WCC first team honoree), Jeremy Major (who became the program's all-time leader in assists and games started) and Chris Reyes (a graduate transfer who earned All-WCC honorable mention in his only season).
- Four of the five returning letterwinners are sophomores, led by Nolan Taylor (top returning scorer and rebounder at 7.1 and 3.7, respectively), Elijah Lee (2.8 assists and 1.0 steals per game) and Knox Hellums (team-best 42.3% on three-pointers). If there was one silver lining to the Waves' injury crisis, it was that these three all saw far more playing time than expected as freshmen, which should help them in their second year.
- The injuries and redshirts mask the fact that the Waves will have a more experienced group in 2017-18 than would be evident on first glance. Amadi Udenyi has appeared in 81 games and is about to break into the school's top 10 in assists. Kameron Edwards was a WCC All-Freshman team honoree in 2015-16. Eric Cooper Jr. played in 69 games at Nevada before transferring.
- Udenyi is coming back from his second Achilles tendon injury. He tore his left Achilles as a sophomore, but came back fully healthy and was very good as a 2015-16 junior (4.9 points, team-high 4.5 assists). He tore his right Achilles seven games into the 2016-17 season and received a medical redshirt. The Waves were 4-1 with a healthy Udenyi in the lineup but went 5-21 the rest of the way.
- Edwards, who averaged 7.2 points and 4.2 rebounds in 2015-16, suffered a fractured jaw before the start of last season and never played.
- Udenyi and Edwards were particularly missed on defense, as the Waves went from allowing 71.5 points per game to a very uncharacteristic 80.3. Also, on defensive three-point field goal percentage, the Waves ranked #2 nationally in 2014-15 and #38 in 2015-16, but fell to #347 in 2016-17. Those two were considered the Waves' best defensive players heading into last season.
- Cooper averaged 9.3 points as a 2015-16 sophomore at Nevada and 7.3 as a freshman, and led the Wolfpack in three-pointers made both seasons (56 in 2015-16 and 38 in 2014-15). He will add much-needed distance shooting to the Waves' lineup.
- Pepperdine signed three freshmen guards and wings in the fall and three transfer big men in the spring.
- Matthew Atewe will be the Waves' third graduate transfer from a Pac-12 school in five years. Brendan Lane and Chris Reyes both did exceptionally well at Pepperdine after putting up modest numbers at UCLA and Utah, respectively. The Waves hope Atewe, a 6-foot-9 forward, will do the same after averaging 2.2 points and 2.3 rebounds at Washington last season.
- In the spring, the Waves also signed 6-foot-6 forward Darnell Dunn, who began his college career at Division II Queens University of Charlotte, and then averaged 18.3 points at Miami Dade College last season, and 6-foot-7 forward Harrison Meads, an explosive leaper who played the last two seasons at Laramie Community College and was once a member of New Zealand's U-18 National Team.
- The Waves believe they have signed one of their top freshman classes in years. Colbey Ross was a two-time Gatorade state player of the year in Colorado. Jadé Smith was once considered a top 100 recruit in the country. Trae Berhow was a finalist for Minnesota's Mr. Basketball award.

PEPPERDINE MEN'S BASKETBALL 2017-18

MARTY WILSON / HEAD COACH

Now in his seventh season as the head coach of the Pepperdine men's basketball team in 2017-18, Marty Wilson has enjoyed two decades of success with the program as a player and coach.

Wilson has compiled an impressive record in Malibu, beginning as a student-athlete (1985-89), continuing as an assistant coach (1991-96, which included a brief stint as the interim head coach) and then returning as the associate head coach for three seasons (2009-11) before taking the reins of the program before the 2011-12 season. This is his 21st season at Pepperdine in any capacity.

The Waves have gone 82-103 in his first six seasons but before last season's injury-plagued campaign, the squad had shown a massive amount of improvement. The team's win total improved from 10 to 12 to 15 to 18 over the first four years, and remained at 18 in 2015-16.

The 15 wins in 2013-14 were the program's most since 2004-05. That was followed by 18 wins in 2014-15 that were the most since 2001-02 (as well as the first winning season since 2004-05). The Waves followed that up with their first back-to-back winning seasons since 2001-02 and 2002-03.

After being picked to finish 10th in the WCC preseason coaches' poll in 2013-14, the Waves came in fifth place, the first time they had reached the upper half of the standings since 2003-04. After being picked to finish in a tie for seventh in 2014-15, the Waves made another move up the win-loss column and wound up in fourth place (with their first winning league record since 2003-04). Pepperdine finished in fourth place again in 2015-16.

Also in 2014-15, the Waves made their first postseason appearance since 2002 when they were selected to play in the College Basketball Invitational. The Waves played in the CBI again in 2015-16, their first back-to-back postseason berths since 2001 and 2002.

Wilson's commitment to defense has paid dividends. In his first season, 2011-12, the Waves allowed just 65.9 points per game, the program's seventh-best mark in the previous 50 years, an improvement of more than eight points per game than the year before, and the first time the Waves had held opponents below 70 points since 2000-01. The 2014-15 squad allowed only 61.6 points, the program's best scoring defense since 1961-62. The 2014-15 team ended the year ranked #2 in the nation in three-point field-goal percentage defense (a school-record 27.0%).

On offense, the 2013-14 squad increased its scoring average to 71.2 points per game, more than eight points a game better than the previous season and the first time that the Waves had averaged 70-plus since 2007-08. The 2015-16 squad improved to 73.4 points per game.

Under Wilson's leadership, the Waves have earned WCC awards for Defensive Player of the Year (Brendan Lane in 2014) and Newcomer of the Year (Stacy Davis in 2013). Thirteen players have received All-WCC notice (including Davis on the first team three times, and Lamond Murray Jr., who led the WCC in scoring in 2016-17). Four have received WCC All-Freshman acclaim.

Pepperdine has also excelled in the classroom under Wilson. Malte Kramer became the program's first-ever Capital One/CoSIDA Academic All-American in 2014 and was a Pepperdine

co-Valedictorian, while players have received WCC All-Academic honors five times and WCC Commissioner's Honor Roll appearances 21 times.

Excluding interim coaches, Wilson is the 12th men's basketball head coach in Pepperdine history. Including his time as interim coach, Wilson's overall record is 85-113 in seven seasons at Pepperdine.

"I am honored and privileged to be standing here and be named the new head basketball coach at Pepperdine University. I am very thankful to be in this position," said Wilson at his introductory press conference on March 11, 2011. "I want to talk about my vision of building our basketball program back up. It's important for me to build on the foundation that Coach (Tom) Asbury laid when he came back. I know what worked here before, because I lived it. I sat in all the meetings, I was one of those assistants, so I understand the commitment, I understand the desire, I understand the process that we will have to take. And that's a mindset. Our staff is going to focus on the process. We're not just going to focus on trying to win games. We're in the process of building a basketball program. That's very important. We're going to do it the right way."

During his first six seasons on the Waves' staff, which followed his graduation in 1989, Wilson helped Pepperdine to a 106-72 (.596) record. He began as the restricted-earnings coach before being elevated to full-time status for the 1994-95 season.

With Wilson on the bench, Pepperdine earned bids to the NCAA Tournament in 1991, 1992 and 1994 and made the NIT in 1993. The Waves also won West Coast Conference regular-season titles in 1991, 1992 and 1993 and WCC Tournament titles in 1991, 1992 and 1994.

Following Tom Asbury's departure for Kansas State after the 1993-94 season, Wilson remained on the staff under new head coach Tony Fuller. When Fuller resigned midway through the 1995-96 season, Wilson took over on an interim basis at the age of 28 and directed the Waves to a 3-10 record down the stretch. Most notably, that included an upset of a Steve Nash-led Santa Clara team in the first round of the WCC Tournament.

Wilson left Malibu but stayed in Southern California for the next several years, first spending two seasons (1996-97 and 1997-98) as an assistant coach at San Diego, where he was also the recruiting coordinator under head coach Brad Holland.

He spent the next six seasons (1999-2004) at UC Santa Barbara, and was the top assistant for Bob Williams as the Gauchos averaged 18 wins a season during his last three years there. UCSB won the Big West Conference's West Division in 1999, captured the Big West Tournament title and advanced to the NCAA Tournament in 2002 and won the Big West regular-season title and made an appearance in the NIT in 2003.



PEPPERDINE MEN'S BASKETBALL 2017-18

MARTY WILSON / HEAD COACH

Prior to his return to Pepperdine, Wilson was an assistant for four seasons (2005-08) at Utah under head coaches Ray Giacoletti and Jim Boylen. During his first season, the Utes went 29-6, won the Mountain West Conference's regular-season title, advanced to the NCAA Tournament's Sweet Sixteen and finished the year ranked 18th nationally by the Associated Press.

He was hired back at Pepperdine in February 2008 as the associate head coach with the intention that he would eventually move into the head coaching position once Asbury retired. He spent 21 seasons as an assistant coach, including nine at Pepperdine, before becoming head coach.

As a player with the Waves, Wilson ended his career in fifth place on the all-time assists list with 342 (he still ranks 10th). Under head coach Jim Harrick, Wilson was a backup point guard in 1984-85 and 1985-86, and the Waves advanced to the NCAA Tournament both seasons. A back injury sidelined Wilson for the entire 1986-87 campaign, but he took over as the starting point guard in 1987-88. Unfortunately, he suffered a season-ending knee injury in the 17th game of the season, though the Waves still advanced to the NIT.

Asbury took over as head coach in 1988-89, and Wilson's extensive rehabilitation paid off as he returned to the starting

lineup as a senior and led the Waves to a 20-13 record and the second round of the NIT. The Waves posted a record of 97-58 (.626) during his five seasons as a student-athlete.

Wilson graduated from Pepperdine in 1989 with a bachelor's degree in communications. In the year between his graduation and his return to Pepperdine as an assistant coach, Wilson tried out for the Continental Basketball Association and was an assistant coach at Simi Valley High School.

A native of Pacoima, Calif., Wilson was a prep standout at Simi Valley High School. He was named the Marmonte League's Most Valuable Player as a 1983-84 senior.

Wilson once ran a free basketball camp in his hometown for around 100 under-privileged kids each summer.

His actual first name is Lamar (Marty was a childhood nickname given to him by a sister). He and his wife, Mayra (a 1988 Pepperdine graduate), have a daughter, Jessica (a 2015 Pepperdine graduate), and a son, Jalon (who played at Ventura College and is now a senior at Pepperdine and serves as a student manager).

WILSON'S CAREER COACHING RECORD

Year	School	Position	Overall	Conf.	Finish	Postseason
1990-91	Pepperdine	Assistant Coach	22-9	13-1	1st WCC	NCAA First Round
1991-92	Pepperdine	Assistant Coach	24-7	14-0	1st WCC	NCAA First Round
1992-93	Pepperdine	Assistant Coach	23-8	11-3	1st WCC	NIT
1993-94	Pepperdine	Assistant Coach	19-11	8-6	T-2nd WCC	NCAA First Round
1994-95	Pepperdine	Assistant Coach	8-19	4-10	T-6th WCC	—
1995-96	Pepperdine	* Assistant Coach	10-18	2-12	8th WCC	—
1996-97	San Diego	Assistant Coach	17-11	8-6	T-4th WCC	—
1997-98	San Diego	Assistant Coach	14-14	5-9	7th WCC	—
1998-99	UC Santa Barbara	Assistant Coach	15-13	12-4	1st BWC/West	—
1999-00	UC Santa Barbara	Assistant Coach	14-14	10-6	2nd BWC/West	—
2000-01	UC Santa Barbara	Assistant Coach	13-15	9-7	4th BWC	—
2001-02	UC Santa Barbara	Assistant Coach	20-11	11-7	3rd BWC	NCAA First Round
2002-03	UC Santa Barbara	Assistant Coach	18-14	14-4	1st BWC	NIT
2003-04	UC Santa Barbara	Assistant Coach	16-12	10-8	3rd BWC	—
2004-05	Utah	Assistant Coach	29-6	13-1	1st MWC	NCAA Regional Semifinal
2005-06	Utah	Assistant Coach	14-15	6-10	6th MWC	—
2006-07	Utah	Assistant Coach	11-19	6-10	T-6th MWC	—
2007-08	Utah	Assistant Coach	18-15	7-9	6th MWC	CBI
2008-09	Pepperdine	Associate Head Coach	9-23	5-9	6th WCC	—
2009-10	Pepperdine	Associate Head Coach	7-24	3-11	T-6th WCC	—
2010-11	Pepperdine	Associate Head Coach	12-21	5-9	6th WCC	—
2011-12	Pepperdine	Head Coach	10-19	4-12	7th WCC	—
2012-13	Pepperdine	Head Coach	12-18	4-12	T-7th WCC	—
2013-14	Pepperdine	Head Coach	15-16	8-10	5th WCC	—
2014-15	Pepperdine	Head Coach	18-14	10-8	4th WCC	CBI
2015-16	Pepperdine	Head Coach	18-14	10-8	4th WCC	CBI
2016-17	Pepperdine	Head Coach	9-22	5-13	8th WCC	—

* served as interim head coach for the final 13 games of the 1995-96 season (3-10).

27 Years as a College Coach: 415-402 (.508)

15 Years as a Coach at Pepperdine: 216-243 (.471)

6 Years as Pepperdine's Full-Time Head Coach: 82-103 (.443)

7 Years as Pepperdine's Head Coach (including interim): 85-113 (.429)

20 Years as a Player or Coach at Pepperdine: 313-301 (.510)

PEPPERDINE MEN'S BASKETBALL 2017-18

MARK AMARAL / ASSOCIATE HEAD COACH

A veteran coach who is well-respected on the West Coast, Mark Amaral will begin his seventh season as an associate head coach for the Pepperdine men's basketball program in 2017-18.

"I have such great respect for Marty Wilson as a person, a friend and as a coach," said Amaral at his hiring in March 2011. "I go back with him to our days at UCSB together. The thing I'm most excited about is to help resurrect the tradition and the successful history that Pepperdine basketball has achieved in the past. I'm honored that Marty would give me the opportunity to help him do that, and I'm very appreciative."

Amaral is heading into his 18th season as a Division I coach and 27th overall. Before coming to Pepperdine he was the associate head coach at Cal Poly for two seasons and was an assistant coach at Colorado State for two years and at UC Santa Barbara for seven (where he and Wilson were fellow assistants on the UCSB coaching staff for four seasons).

"I am excited to have Coach Amaral join our Waves basketball family," said Wilson at the time of Amaral's hiring. "My relationship with Mark goes back more than 11 years when we worked together at UC Santa Barbara. He brings a wealth of recruiting and coaching experience that will immediately impact our program. He is a great family man and will fit in very well with the Pepperdine and Malibu community.

At Cal Poly, where he was in charge of

scheduling, offensive structure and scouting, Amaral helped the Mustangs tie program records in 2010-11 for most Big West Conference wins (10), best finish in the Big West (second) and best seeding at the Big West Tournament (#2).

Amaral served as Colorado State's recruiting coordinator while coaching its post players in 2007-08 and 2008-09.

During his seven seasons (2001-07) as an assistant coach at UC Santa Barbara under Bob Williams, the Gauchos went 111-95 overall. UCSB won its first-ever Big West Conference Tournament title in 2002 and advanced to the NCAA Tournament. In 2003, the Gauchos won the Big West regular-season title and played in the NIT. He also handled recruiting coordinator duties in Santa Barbara.

Amaral's head coaching experience consists of three successful seasons at Peninsula College, a junior college located in Port Angeles, Wash. The program had been dormant for 17 years before Amaral resurrected the team in 1997-98. The team posted a winning record in just his second year and then in his third and final season, the Pirates recorded a program-record 28 wins and won the 2000 NWAACC Northern Division title.

Amaral was named the 2000 NWAACC Northern Division Coach of the Year and posted a three-year record of 58-31 (.652) at Peninsula.

In addition to his coaching duties at Peninsula, he also served as a physical

education instructor and a community and high school relations coordinator.

Amaral got his start in coaching at the NAIA level in the early to mid-'90s, working as an assistant at Carroll

College for two seasons, Lewis-Clark State for one and Montana Tech for three.

A native of Santa Clara, Calif., Amaral spent two seasons at West Valley College in Saratoga, Calif., where he played two years of basketball under future Cal State Fullerton head coach Bob Burton. Amaral then went on to play at the College of Idaho, where he helped the Coyotes make the quarterfinals of the NAIA Championships both seasons.

Amaral received his bachelor's degree in business and marketing from the College of Idaho in 1990, and completed a master's degree in physical education from Idaho State in 1994.

He and his wife, Chris, have two sons, Tanner (a sophomore baseball player at Cal Baptist) and Landon.



BRYANT MOORE / ASSOCIATE HEAD COACH

Bryant Moore, who heads into his seventh season with the Pepperdine men's basketball program, brings extensive professional, collegiate and high school coaching experience to the Waves. Prior to the 2016-17 season, he was promoted from assistant coach to associate head coach.

"I am very thankful and blessed to have been given the opportunity to work at Pepperdine," said Moore at his hiring in March 2011. "I want to thank Dr. Steve Potts for allowing this to happen. Marty Wilson and I have a relationship that goes back 10 years ago, when I came with Sheldon High to team camps at UC Santa Barbara a number of times. Our relationship blossomed over the years, and I was very happy when this opportunity presented itself. I have a ton of respect for Marty. He will help me grow personally and professionally, on and off the court."

Prior to one season (2010-11) at Sacramento State as a basketball operations assistant, Moore spent five years with the NBA's Cleveland Cavaliers in a variety of roles. During 2009-10, he was the team's player development coordinator. In that position, he was in charge of on-court development, film study with the players and game-plan preparation.

"Bryant brings a great amount of experience at all three levels: high school, college and the NBA," said Wilson at Moore's hiring. "His variety of experiences will positively affect our program on and off the basketball

floor. He will also be a great role model for our players."

Moore spent two seasons as the Cavaliers' full-time advance scout, where he was responsible for scouting upcoming opponents, charting plays, play calls, identifying opponents' tendencies and developing personnel reports. From these scouting efforts, he developed a detailed game report for the Cavs' coaching staff and players.

Moore began his work with the Cavaliers as a video coordinator in 2005, and was promoted to scout/video coach in 2006. He was also an assistant coach for the Cavaliers' summer league team for four years, and directed the team's free agent camp in summer 2009.

Led by LeBron James, the Cavaliers made the NBA Playoffs all five of Moore's seasons there. The Cavs twice had the best record in the Eastern Conference and advanced to the 2007 NBA Finals.

His first college coaching position was as an assistant coach at UC Riverside during the 2004-05 season under the Highlanders' long-time head coach John Masi. He began his coaching career under Scott Gradin at Sheldon High School in Sacramento, Calif., where he was an assistant coach for four seasons (2001-04). Sheldon had two City Players of the Year during Moore's time there, including DeMarcus Nelson, who went on to play at Duke and in the NBA.

A native of San Diego, Calif., Moore first attended Mesa (Ariz.) Community College,

where he played for Tom Bennett. He then transferred to Texas Tech, where he was a two-year starter on the basketball team (1990-91 and 1991-92) for coaches Gerald Myers and James Dickey.

Despite playing just two seasons, Moore left the school ranked #4 all-time in career assists with 335. He set the school record for assists in a season twice, first recording 156 as a junior and then 179 as a senior, and also set a single-season record for steals with 55 as a senior (both records have since been broken).

He graduated from Texas Tech in 1993 with a degree in communications. He spent nearly 10 years in private business working for Oral-B and Bayer Pharmaceuticals.

At the age of 23, Moore took custody of his younger brother, Matthew Thaxton, and raised him from the age of 12.

He is married (his wife's name is Nataura Powdrell-Moore).



PEPPERDINE MEN'S BASKETBALL 2017-18

JOHN IMPELMAN / ASSISTANT COACH

The 2017-18 season is John Impelman's ninth season working for the Pepperdine basketball program, and his fifth as an assistant coach.

Impelman was promoted to assistant coach prior to the 2013-14 season. He served as the team's director of operations in the 2011-12 and 2012-13 seasons. He previously worked with the team in 2008-09 and 2009-10 as the team operations assistant/video coordinator while he was earning a master's degree in American Studies, which he completed in December 2010.

"I am extremely excited to have John return to the Pepperdine family," said head coach Marty Wilson in March 2011. "John is a relentless worker and has great passion and energy that will allow him to be successful. His family's basketball roots are very valuable to building and cultivating relationships that will positively help build our basketball program."

Upon Impelman's promotion in May 2013, Wilson said: "John has worked alongside of me for four of the last five years and has shown himself to be a tireless worker who is very loyal and committed. He understands the entire culture that we are building here and has had both feet in since day one. He has always taken on more responsibility than he was given and has completed his tasks with great efficiency. He brings a great attitude that lifts up our basketball staff and team, and I am glad to say that he will continue to make our program better."

During the 2011-12 season, Impelman took on double-duty and filled in as an assistant coach when a spot opened up midway through the season.

In between jobs at Pepperdine, Impelman worked as the Director of Operations at Double Pump Inc. in Northridge, Calif., in 2010-11. Double Pump is widely known as running some of the premier club basketball teams and tournaments in the nation.

Impelman graduated from Occidental in May 2008 with a degree in sociology. He was a four-year letterman who was part of squads that won SCIAC titles in 2007 and 2008 and went to three NCAA Division III Tournaments.

He has worked at several local camps for many years, including as a coach at Tom Asbury's and Ben Howland's camps in 2009 and at the Pacific Coast Basketball Camp from 2003-08. He was a camp counselor for the Double Pump West Coast All-Star Camp in 2009, and helped manage one of the sites of the Double Pump Best of Summer Tournament, a major summer club competition.

A native of Huntington Beach, Calif., he attended Ocean View High School. His father, Craig Impelman, was an assistant coach at Pepperdine for two seasons (1979-80 and 1980-81) along with Asbury under Jim Harrick. His great-grandfather is the late UCLA coaching legend John Wooden.

He and his wife Katie have a daughter, Elizabeth.



BRANDON VELTRI / DIRECTOR OF OPERATIONS

A former head coach at the NAIA level, Brandon Veltri has joined the Pepperdine men's basketball team as its director of operations ahead of the 2017-18 season.

Veltri briefly served as the Waves' assistant director of operations during the fall of 2014, but was hired away to become UC Santa Barbara's director of operations, a position he held for three seasons before returning to Malibu.

"I am very pleased to have Brandon join our basketball family," Pepperdine Coach Marty Wilson said. "His experience as a former head coach will add value to our basketball staff in every aspect. Brandon will be great with our basketball staff, team and the Pepperdine community."

Veltri was an assistant coach at Adams State University in 2013-14. Prior to that, he spent 10 years at Carroll College: the first six as an assistant or associate head coach, and the following four as the head coach.

He was the Frontier Conference's Coach of the Year in 2011 as he led the Fighting Saints to a league title and to the NAIA Tournament's Round of 16. Under his watch, Carroll had 11 All-Americans, 22 all-conference players and four NAIA Tournament appearances.

He also worked as Carroll's Sports Information Director from 2003-09.

Veltri, a Salt Lake City native, graduated from Utah with a degree in mass communication/public relations in 2001. He spent his first two years at Peninsula College and played basketball for the junior college – where he was coached by current Pepperdine associate head coach Mark Amaral -- before moving on to Utah.

Veltri also earned a master's degree in physical education/administration from Idaho State in 2003, and served as a graduate assistant with the Bengals' men's basketball program.



PEPPERDINE MEN'S BASKETBALL 2017-18

MATTHEW ATEWE

#41 • RS SR • F/C • 6-9 • 250 • TR • TORONTO, ONT., CANADA

WASHINGTON: Graduated with a degree in political science from the University of Washington in June 2017 ... Averaged 2.2 points and 2.3 rebounds in 8.7 minutes as a 2016-17 redshirt junior ... Played in 19 games and started four ... Had season highs of six points and seven rebounds vs. Western Kentucky (11/25), and also had six points at Seattle (12/22) ... Made all four of his starts in Pac-12 play ... Six of his seven games playing double-digit minutes also came in conference play ... Sat out the 2015-16 season per NCAA transfer rules.

AUBURN: Spent two seasons at Auburn University ... Missed the entire 2014-15 season due to injury ... As a 2013-14 freshman, averaged 1.5 points and 3.4 rebounds in 14.4 minutes ... Played in 24 games, all off the bench ... Had a career-high 13 rebounds (nine offensive) vs. Kentucky (2/12) ... Scored a season-high-tying six points in that game vs. Kentucky, and also had a six-point, seven-rebound effort vs. Arkansas-Pine Bluff (12/30) ... Grabbed eight rebounds vs. Mississippi State (2/15).


CANADA: A former member of the Canadian Junior National Team who represented his home country at the 2012 Nike Global Challenge.

HIGH SCHOOL: Graduated from Notre Dame Prep in Fitchburg, Mass., in 2013 ... Also attended Father Henry Karr Catholic Secondary School in Toronto ... Played four years of varsity basketball ... Averaged close to a double-double in points and rebounds as a senior.

CLUB: Played for Toronto Mission and Northern Kings.

PERSONAL: Born in Toronto ... Son of Mondiel Atewe ... Has three siblings: Barbara, Joshua and Caleb ... Pursuing a master's degree in learning technologies ... Chose Pepperdine because "I really loved the coaching staff and that I would get the opportunity to compete at a high level. Also, academics are important to me and I know that Pepperdine does that to a high degree and I'll be able to pursue that in a master's program."

FAVORITES: Enjoys shopping ... Favorites include Kobe Bryant (pro basketball player), the Los Angeles Lakers (pro basketball team), The Alchemist (book), The Dark Knight (movie), Breaking Bad (TV show), Drake (musical artist), jerk chicken with rice and peas (food) and soccer (sport other than basketball) ... Favorite thing about basketball is "the process of it all."



Season	GP-GS	Min/Avg	Total		3-Point		F-Throws		Rebounds											
			FG-FGA	PCT	FG-FGA	PCT	FT-FTA	PCT	OFF	DEF	TOT	AVG	PF	FO	AST	TO	BLK	STL	PTS	AVG
2013-14	24-0	346/14.4	12-27	.444	0-0	.000	13-25	.520	28	54	82	3.4	78	6	7	18	26	8	37	1.5
2016-17	19-4	165/8.7	16-31	.516	0-0	.000	10-21	.476	19	24	43	2.3	26	1	1	13	13	3	42	2.2
Total	43-4	511/11.9	28-58	.483	0-0	.000	23-46	.500	47	78	125	2.9	104	7	8	31	39	11	79	1.8

2013-14 GAME BY GAME (AUBURN)

Date	Opponent	GS	Min	FG-FGA	3M-3A	FT-FTA	O-D-Reb	PF	A	TO	Blk	Stl	Pts
12/2	A Iowa State	6	0-1	0-0	0-0	1-1-2	5	1	0	0	0	0	0
12/19	H Clemson	13	1-2	0-0	1-1	1-1-2	2	0	0	2	0	3	
12/22	H Boston Coll.	12	1-1	0-0	1-1	0-2-2	2	0	0	1	0	3	
12/30	H Ark.-Pine Bluff	18	2-3	0-0	2-4	0-7-7	2	0	1	3	1	6	
1/4	H Fla. A&M	15	1-3	0-0	3-6	1-3-4	1	0	2	4	1	5	
1/9	A Ole Miss	16	0-0	0-0	0-0	2-0-2	1	0	3	0	0	0	
1/11	H Missouri	11	0-0	0-0	0-0	1-2-3	5	0	1	2	0	0	
1/15	A Tennessee	14	0-2	0-0	0-0	1-2-3	4	1	0	1	0	0	
1/18	H Florida	27	0-0	0-0	3-4	0-5-5	1	2	1	1	1	3	
1/22	A Miss. St.	8	0-0	0-0	0-0	0-1-1	4	0	0	1	0	0	
1/25	A Arkansas	16	1-2	0-0	0-0	1-3-4	5	0	0	1	0	2	
1/30	H Alabama	18	0-1	0-0	1-2	3-3-6	3	1	0	3	0	1	
2/1	H Georgia	15	0-1	0-0	0-0	0-0-0	3	0	0	1	1	0	
2/5	A S. Carolina	9	0-1	0-0	0-0	1-1-2	4	0	0	0	0	0	
2/8	A LSU	12	0-0	0-0	0-0	1-2-3	3	1	1	0	0	0	
2/12	H Kentucky	29	2-4	0-0	2-5	9-4-13	5	0	2	4	1	6	
2/15	H Miss. St.	19	0-0	0-0	0-0	2-6-8	5	1	4	1	2	0	
2/19	A Florida	15	2-3	0-0	0-0	1-0-1	3	0	0	0	0	4	
2/22	H Vanderbilt	15	1-1	0-0	0-0	0-2-2	0	0	0	0	0	2	
2/26	H S. Carolina	12	0-1	0-0	0-0	1-0-1	4	0	0	0	0	0	
3/1	A Alabama	14	0-0	0-0	0-2	0-3-3	4	0	0	0	0	0	
3/5	H Tennessee	16	1-1	0-0	0-0	1-3-4	4	0	1	0	0	2	
3/8	A Texas A&M	9	0-0	0-0	0-0	1-2-3	3	0	2	1	0	0	
3/12	N.S. Carolina	7	0-0	0-0	0-0	0-1-1	5	0	0	0	1	0	

2016-17 GAME BY GAME (WASHINGTON)

Date	Opponent	GS	Min	FG-FGA	3M-3A	FT-FTA	O-D-Reb	PF	A	TO	Blk	Stl	Pts
11/13	H Yale	2	0-0	0-0	0-0	0-0-0	2	0	0	0	0	0	0
11/17	H CS Fullerton	4	0-0	0-0	0-0	0-0-0	0	0	1	0	1	0	0
11/20	H Northern Ariz.	9	1-2	0-0	0-0	0-1-1	2	0	0	0	0	2	
11/22	H LBSU	4	1-1	0-0	0-0	1-0-1	2	0	0	0	0	2	
11/25	N.W. Kentucky	10	2-6	0-0	2-2	2-5-7	0	0	0	0	0	6	
11/26	N TCU	2	0-0	0-0	0-0	0-0-0	0	0	0	0	0	0	0
11/30	A TCU	3	0-0	0-0	0-0	0-0-0	0	0	2	1	0	0	0
12/7	A Gonzaga	1	0-0	0-0	0-0	0-0-0	1	0	0	0	0	0	0
12/22	A Seattle	5	2-2	0-0	2-2	0-2-2	0	1	0	0	1	6	
1/1	H Wash St.	2	0-0	0-0	0-0	0-1-1	0	0	0	0	0	0	0
1/4	H Oregon	5	0-0	0-0	0-0	0-1-1	0	0	0	2	0	0	0
1/7	H Oregon St.	15	2-4	0-0	1-3	2-1-3	3	0	0	0	0	5	
1/12	A California	24	1-2	0-0	3-4	4-0-4	5	0	1	4	0	5	
1/14	A Stanford	* 21	2-3	0-0	1-2	2-3-5	4	0	2	1	0	5	
1/18	H Colorado	* 17	1-2	0-0	0-0	1-2-3	1	0	0	2	0	2	
1/21	H Utah	* 9	1-3	0-0	0-2	3-1-4	0	0	0	0	0	2	
1/25	A Arizona St.	* 15	1-1	0-0	1-4	3-3-6	2	0	3	2	1	3	
1/29	A Arizona	10	1-4	0-0	0-0	1-2-3	1	0	2	0	0	2	
2/4	H UCLA	8	1-1	0-0	0-2	0-2-2	3	0	2	1	0	2	

PEPPERDINE MEN'S BASKETBALL 2017-18

TRAE BERHOW


#11 • FR • G • 6-5 • 195 • HS • WATERTOWN, MINN.

HIGH SCHOOL: Graduated from Watertown-Mayer High School, located in Watertown, Minn., in 2017 ... One of five finalists for Minnesota's Mr. Basketball in 2017 ... Earned Associated Press all-state first team honors as a senior ... Averaged more than 25 points per game as both a junior and senior ... Earned All-Area status both of his final two seasons ... Was on the varsity all four years ... Scored more than 2,000 career points and left as the school's all-time leading scorer ... Helped Watertown-Mayer to the Class 2A Section 5 semifinals in 2017 ... Also lettered in football, baseball and track ... Won two section titles in football ... Part of school-record track relays teams in the 4x200 and 4x400 ... On the honor roll all four years.

CLUB: Played for Powerhouse Hoops and Lockdown ... Was a club teammate with current Wave Michael Wexler.

PERSONAL: Born in Chaska, Minn. ... Son of Nicole Berhow ... Mother played basketball at St. Cloud State ... Majoring in pre-business administration ... Chose Pepperdine because of "the coaches, the great academics and the amazing campus."

FAVORITES: Enjoys hunting and fishing ... Favorites include Klay Thompson (pro basketball player) ... Minnesota Timberwolves (pro basketball team) ... Life of Pi (book), Interstellar (movie), Game of Thrones (TV show), Drake (musical artist), steak (food), football, baseball and track (sports other than basketball) ... Favorite thing about basketball is "it's what makes me relax and the fact that a ball can pay for anything if you work for it."



PEPPERDINE MEN'S BASKETBALL 2017-18

ERIC COOPER JR.

#2 • RS JR • G • 6-3 • 190 • RS • ONTARIO, CALIF.

PEPPERDINE 2016-17: Redshirted his first season at Pepperdine per NCAA transfer rules.

NEVADA: Played two seasons (2014-15 and 2015-16) at the University of Nevada ... Averaged 9.3 points and 2.1 rebounds as a sophomore ... Averaged 7.3 points and 2.2 rebounds as a freshman ... Led the team in three-pointers made both seasons, with 56 in 2015-16 and 38 in 2014-15 ... Played in 69 games and made 15 starts ... Scored a career-high 24 points at UNLV (2/20/16) as a sophomore ... Scored in double-figures 19 times as a sophomore ... Other career highs were five rebounds, four assists, three steals and four three-pointers made (all were done multiple times) ... Helped Nevada win the 2016 CBI postseason tournament.

PREP SCHOOL: Spent one postgraduate season at the IMG Academy in Bradenton, Fla. ... Averaged 17.5 points and 3.4 assists in 2013-14.

HIGH SCHOOL: Graduated from St. Anthony High School, located in Long Beach, Calif., in 2013 ... Spent his first three years at Lutheran High School in La Verne, Calif. ... His father was his high school coach all four years ... Averaged 22.7 points, 5.5 rebounds and 2.2 assists as a senior and earned Cal-Hi Sports All-State Division IV second team honors and All-CIF Southern Section Division IV first team status, as well as being named MVP

of the Santa Fe League ... Won state titles in 2010 and 2011 at Lutheran High ... Named to Cal-Hi Sports All-State freshman, sophomore and junior teams ... Earned the President's Award for Educational Achievement and was on the honor roll.

CLUB: Played AAU ball with Belmont Shores, Branch West and California Supreme.

PERSONAL: Born in Germany ... Son of Eric and Eileen Cooper ... His father played basketball at Arizona and UTSA as well as professionally overseas ... Has one sibling, Ebony ... Majoring in organizational communication ... Chose to transfer to Pepperdine because "I felt the location, coaches and conference were all right for me."



FAVORITES: Enjoys going to the movies and playing video games ... Favorites include Kobe Bryant (pro basketball player), Los Angeles Lakers (pro basketball team), The Chronicles of Narnia (books), The Dark Knight (movie), Family Guy (TV show), Kanye West (musical artist), pizza (food) and football (sport other than basketball) ... Favorite thing about basketball is "the atmosphere of being in a college game is a really fun experience."

Season	GP-GS	Min/Avg	Total		3-Point		F-Throws		Rebounds				PF	FO	AST	TO	BLK	STL	PTS	AVG
			FG-FGA	PCT	FG-FGA	PCT	FT-FTA	PCT	OFF	DEF	TOT	AVG								
2014-15	31-14	736/23.7	73-245	.298	38-148	.257	43-55	.782	20	47	67	2.2	43	0	42	51	1	24	227	7.3
2015-16	38-1	924/24.3	113-323	.350	56-179	.313	71-87	.816	18	62	80	2.1	73	1	32	36	3	25	353	9.3
Total	69-15	1,660/24.1	186-568	.327	94-327	.287	114-142	.803	38	109	147	2.1	116	1	74	87	4	49	580	8.4

2014-15 GAME BY GAME (NEVADA)

Date	Opponent	GS	Min	FG-FGA	3M-3A	FT-FTA	O-D-Reb	PF	A	TO	Blk	Stl	Pts
11/15	H Cal Poly	14	2-4	1-2	2-3	0-4-4	0	1	0	0	1	7	
11/17	H Adams St.	17	1-4	1-3	3-4	0-1-1	2	2	1	0	1	6	
11/21	N Seton Hall	9	0-1	0-1	0-0	0-1-1	0	2	1	0	0	0	
11/22	N Clemson	16	2-4	1-3	0-0	1-1-2	0	0	1	0	0	5	
11/24	N Weber St.	15	1-7	0-3	2-2	0-1-1	1	0	1	0	0	4	
11/29	A Omaha	22	1-7	1-3	2-2	1-2-3	2	3	2	0	2	5	
12/3	A Long Beach St.	12	0-3	0-3	0-0	0-1-1	1	0	1	0	0	0	
12/7	H California	10	2-5	0-1	0-0	1-1-2	1	1	0	0	0	4	
12/13	H CS Fullerton	9	0-1	0-0	0-0	0-2-2	3	1	1	0	0	0	
12/18	A Pacific	15	0-6	0-5	0-0	0-0-0	1	1	1	0	0	0	
12/22	H Marshall	22	1-6	0-2	2-2	0-2-2	0	1	0	0	0	4	
12/28	H NW Christian	16	3-5	2-4	1-2	1-0-1	3	4	0	1	0	9	
1/3	H Air Force	19	0-5	0-5	1-2	0-0-0	1	1	1	0	1	1	
1/7	A UNLV	23	4-7	4-6	0-0	0-0-0	0	1	1	0	3	12	
1/10	H Fresno St.	20	1-7	1-5	0-0	0-3-3	1	1	3	0	0	3	
1/14	A Colorado St.	19	1-8	1-5	0-0	0-0-0	0	0	1	0	0	3	
1/20	H Utah St.	23	2-6	1-5	0-0	0-1-1	1	2	1	0	0	5	
1/24	A Fresno St.	* 39	5-18	4-12	6-6	4-1-5	2	3	4	0	3	20	
1/27	H UNLV	* 38	5-16	2-9	4-5	3-2-5	3	4	1	0	1	16	
1/31	A Wyoming	* 28	1-8	1-6	2-2	0-1-1	0	1	2	0	1	5	
2/4	H San Diego St.	* 34	7-12	3-5	0-0	0-1-1	0	1	3	0	1	17	
2/7	A San Jose St.	* 33	5-13	0-4	2-2	0-3-3	1	2	1	0	3	12	
2/10	A Utah St.	* 35	5-11	3-8	1-2	1-2-3	0	2	2	0	1	14	
2/14	H New Mexico	* 40	5-17	3-12	1-2	3-2-5	3	1	4	0	2	14	
2/17	H Wyoming	* 28	0-7	0-3	2-2	1-2-3	3	0	1	0	0	2	
2/21	A Boise St.	* 27	3-10	1-7	0-0	0-2-2	3	2	4	0	0	7	
2/25	A Air Force	* 32	7-16	4-12	2-4	2-1-3	4	1	3	0	2	20	
2/28	H San Jose St.	* 25	2-7	0-3	5-6	0-3-3	2	3	1	0	1	9	
3/4	H Colorado St.	* 30	2-8	1-5	0-1	0-3-3	4	0	2	0	1	5	
3/7	A San Diego St.	* 33	2-8	1-2	3-4	1-1-2	0	1	4	0	0	8	
3/11	A UNLV	* 33	3-8	2-4	2-2	1-3-4	1	0	3	0	0	10	

2015-16 GAME BY GAME (NEVADA)

Date	Opponent	GS	Min	FG-FGA	3M-3A	FT-FTA	O-D-Reb	PF	A	TO	Blk	Stl	Pts
11/13	N Coast. Caro.	22	2-6	1-3	0-0	0-1-1	2	2	0	1	0	5	
11/15	N Montana St.	34	5-13	1-7	0-0	2-1-3	2	1	0	0	2	11	
11/16	A Hawai'i	33	1-7	0-3	0-0	1-1-2	3	0	3	0	0	2	
11/21	A Pacific	14	1-5	1-4	0-0	0-3-3	2	0	0	0	1	3	
11/25	H Portland St.	21	4-11	2-7	1-2	3-2-5	1	0	1	0	1	11	
11/28	A CS Fullerton	23	5-9	3-6	6-6	1-3-4	4	0	0	0	1	19	
11/30	H Holy Names *	29	3-8	1-4	2-2	1-1-2	3	1	0	0	2	9	
12/5	A Oregon St.	25	4-10	3-8	0-0	0-0-0	1	1	1	0	1	11	
12/9	H Fresno Pacific	25	6-12	4-7	0-0	1-4-5	3	3	2	0	1	16	
12/12	H Drake	30	3-8	1-4	4-4	0-4-4	0	1	0	0	1	11	
12/18	H Santa Clara	29	4-10	3-8	0-0	0-3-3	1	2	0	0	0	11	
12/22	A Wichita St.	30	4-10	3-6	5-5	0-3-3	4	1	0	0	1	16	
12/30	A New Mexico	27	1-6	1-5	0-0	0-4-4	2	3	2	1	2	3	
1/2	H Wyoming	16	0-4	0-1	1-2	0-1-1	3	1	0	0	0	1	
1/6	A Fresno St.	27	3-8	0-4	4-4	0-1-1	1	0	1	0	0	10	
1/9	A Air Force	23	6-11	3-6	1-1	0-2-2	2	0	1	0	0	16	
1/13	H Boise St.	25	4-10	3-6	2-3	2-2-4	5	0	2	0	0	13	
1/20	H Wyoming	32	3-10	1-4	6-7	0-3-3	3	1	0	0	1	13	
1/23	H UNLV	18	1-6	0-0	0-0	1-1-2	1	0	0	0	1	2	
1/26	H San Diego St.	23	3-9	1-5	0-1	1-2-3	2	0	1	0	1	7	
1/30	A Utah St.	29	4-14	3-8	2-2	1-2-3	2	2	2	0	1	13	
2/6	A Colorado St.	28	5-10	4-8	0-0	1-0-1	4	1	2	0	1	14	
2/10	H Air Force	18	4-9	1-5	2-2	0-1-1	2	1	2	0	0	11	
2/13	H Fresno St.	26	1-7	1-7	4-6	0-1-1	0	0	4	0	0	7	
2/17	A San Jose St.	20	2-7	0-3	0-0	0-1-1	0	0	0	0	1	4	
2/20	A UNLV	39	8-23	3-13	5-6	0-1-1	2	2	0	0	2	24	
2/24	H Utah St.	29	2-9	0-5	0-0	1-2-3	1	2	3	0	0	4	
2/28	H Colorado St.	14	0-2	0-0	4-4	0-1-1	2	0	0	0	0	4	
3/2	A Boise St.	30	3-12	0-5	5-7	0-1-1	3	1	2	0	3	11	
3/5	H New Mexico	21	4-13	2-6	1-1	1-1-2	0	0	1	0	0	11	
3/10	N New Mexico	24	1-9	1-5	3-5	0-1-1	1	0	0	0	0	6	
3/11	N San Diego St.	14	2-5	1-2	2-2	0-1-1	1	1	2	0	0	7	
3/16	H Montana	19	1-4	1-2	6-6	1-2-3	3	1	1	0	1	9	
3/21	H E. Washington	24	2-7	0-3	0-0	0-2-2	1	1	0	0	0	4	
3/23	H Vermont	22	2-5	2-3	0-0	0-1-1	0	0	1	0	0	6	
3/28	A Morehead St.	26	4-6	3-3	4-5	0-1-1	3	0	0	0	0	15	
3/30	H Morehead St.	19	3-5	1-2	1-4	0-1-1	1	2	1	1	0	8	
4/1	H Morehead St.	16	2-3	1-1	0-0	0-0-0	2	1	1	0	0	5	

PEPPERDINE MEN'S BASKETBALL 2017-18

DARNELL DUNN

#12 • JR • F • 6-6 • 205 • TR • KINSTON, N.C.


JUNIOR COLLEGE: Spent one year at Miami (Fla.) Dade College ... Averaged a team-high 18.3 points to go with 7.2 rebounds and 2.4 assists as a 2016-17 sophomore ... Made the All-Southern Conference first team ... Scored 34 points vs. Broward (1/7) and 30 at Palm Beach State (1/14), among 14 games scoring 20 or more points.

QUEENS: Spent his freshman year at Queens University of Charlotte, an NCAA Division II school ... Averaged 1.1 points and 0.9 rebounds in 3.9 minutes ... Appeared in 16 games, all off the bench ... Had season highs of four points against both Warren Wilson (12/13) and Flagler (2/20).

HIGH SCHOOL: Graduated from Kinston (N.C.) High School in 2015 ... Won four consecutive North Carolina state championships ... Most Outstanding Player of the 2015 2A state championships ... Earned All-Region status as a junior and senior ... High school teammates with Brandon Ingram (Duke/Los Angeles Lakers).

CLUB: Played with Stackhouse Elite.

PERSONAL: Born in Kinston, N.C. ... Son of Paul Dunn III and Tumua Dunn ... Has two siblings, Darius and Damian ... Father played basketball at the University of Mt. Olive and his uncle Justin Dunn played at High Point University ... Brother Darius plays at Davidson Community College ... Majoring in intercultural communication ... Chose Pepperdine because "the coaching staff made me feel wanted and at home on my visit. I really wanted them as mentors for the next two years and could not pass up the opportunity to play at this level in such a beautiful environment."



FAVORITES: Enjoys watching movies ... Favorites include Carmelo Anthony (pro basketball player), Charlotte Hornets (pro basketball team), The Bible (book), Coach Carter, Glory Road and Southpaw (movies), Friday Night Lights (TV show), Drake, Wiz Khalifa, PNB Rock and YFN Lucci (musical artists) and pizza and pasta (food) ... Favorite thing about basketball is "competing with your teammates after all of the hard work you put in together in the offseason."

PEPPERDINE MEN'S BASKETBALL 2017-18

KAMERON EDWARDS

#20 • RS SO • F • 6-6 • 230 • 1V • RANCHO CUCAMONGA, CALIF.


PEPPERDINE 2016-17: Sat out his second year with the Waves after suffering a fractured jaw right before the season began ... Earned WCC Commissioner's Honor Roll "bronze" honors and was a Pepperdine Scholar-Athlete.

PEPPERDINE 2015-16: A WCC All-Freshman team selection after a terrific first season ... Earned WCC Commissioner's Honor Roll "bronze" honors and Pepperdine Scholar-Athlete status ... Averaged 7.2 points and 4.2 rebounds in 24.2 minutes ... Played in all 32 games and started 28 ... Scored in double-figures seven times, including a season-high 17 points in a win against Duquesne (11/23), which was also his first career start ... Also scored 16 at BYU (1/3) and 15 at Portland (12/23) ... Pulled down a season-high 10 rebounds vs. Portland (2/4) ... Recorded 13 points and nine rebounds in a home win vs. BYU (1/23) ... Had 10 points and nine rebounds at UCLA (11/19) ... Other season highs were three assists (five times), three steals (1/21 vs. San Diego), two blocks (1/2 vs. LMU) and 33 minutes played (1/2 vs. LMU).

HIGH SCHOOL: Graduated from Etiwanda (Calif.) High School in 2015 ... Made the Cal-Hi Sports all-state third team as a senior ... Named to the All-CIF Southern Section Open Division first team as a senior and second team as a sophomore ... Also a two-time Daily Bulletin All-Inland Valley first team and All-Baseline League first team pick ... Averaged 16.6 points and eight rebounds as a senior ... Averaged 13.6 points and 7.2 rebounds as a junior, his first year on the varsity ... Helped the Eagles to 2014 CIF State Open Division regional semifinals in both 2014 and 2015,

and they were the runner-up in the Southern Section's Open Division in 2015 ... Scored in double-digits in all but three games as a senior, including a season-high 36 points vs. Gahr ... Scored 20 or more points 10 times ... Named the Baseline League's Outstanding Senior Scholar-Athlete.

CLUB: Played with Prodigy Elite as a U-16 and U-17 and 03 Elite as a U13-15.



PERSONAL: Born in Pasadena, Calif. ... Son of Ada and Fred Edwards ... Has two siblings, Kyle and Kessler ... Majoring in organizational communication ... Chose to attend Pepperdine because of "the beautiful campus, it's a Christian school, the great coaching staff and to play in the WCC."

FAVORITES: Enjoys going to the beach and listening to music ... Lists his sports hero as Michael Jordan ... Favorites include Blake Griffin (pro basketball player), the Los Angeles Clippers (pro basketball team), The Kite Runner (book), Monsters Inc. (movie), Empire (TV show), Chris Brown (musical artist), chicken parmesan (food) and boxing and baseball (sports other than basketball) ... Favorite things about basketball are "it brings out the best in me, makes me work hard and keeps me active."

Season	gp-gs	min/avg	Total		3-Point		F-Throws		Rebounds				Scoring							
			fg-fga	pct	fg-fga	pct	ft-fa	pct	off	def	tot	avg	pf	fo	ast	to	blk	stl	pts	avg
2015-16	32-28	775/24.2	85-193	.440	1-10	.100	59-98	.602	51	83	134	4.2	71	1	40	53	10	26	230	7.2
TOTAL	32-28	775/24.2	85-193	.440	1-10	.100	59-98	.602	51	83	134	4.2	71	1	40	53	10	26	230	7.2

2015-16 GAME BY GAME

Date	Opponent	GS	Min	FG-FGA	3M-3A	FT-FTA	O-D-Reb	PF	A	TO	Blk	Stl	Pts
11/13	A Fresno St.		25	4-8	0-1	1-1	1-3-4	2	2	3	0	1	9
11/16	H S.D. Christian		19	5-10	0-0	4-6	2-3-5	2	2	1	1	1	14
11/19	A UCLA		31	5-11	0-1	0-0	4-5-9	1	0	4	1	2	10
11/23	N Duquesne	*	30	5-6	1-1	6-10	2-1-3	2	1	0	1	0	17
11/24	N Murray St.	*	32	0-2	0-0	1-2	0-6-6	2	0	6	1	2	1
11/25	N Drake	*	23	3-5	0-0	2-4	4-0-4	4	0	2	0	0	8
11/29	H Montana	*	29	4-11	0-0	1-2	3-2-5	2	3	3	1	1	9
12/5	A CSUN	*	19	3-8	0-0	3-3	1-2-3	3	1	3	0	2	9
12/9	H LBSU	*	17	1-3	0-0	0-0	0-2-2	4	1	1	0	0	2
12/12	A Ball St.	*	14	1-5	0-0	0-0	1-2-3	0	0	1	0	0	2
12/18	H Louisiana	*	20	3-7	0-1	1-4	2-1-3	2	3	1	0	0	7
12/21	A Gonzaga	*	23	1-5	0-1	2-4	2-3-5	3	0	0	0	0	4
12/23	A Portland	*	25	4-6	0-0	7-12	2-2-4	2	1	1	1	1	15
1/2	H LMU	*	33	3-9	0-0	5-8	2-2-4	3	2	1	2	1	11
1/7	H Pacific	*	16	1-3	0-0	1-2	0-1-1	3	1	1	0	0	3
1/9	H Saint Mary's	*	27	2-6	0-1	0-0	0-3-3	2	2	0	0	0	4
1/14	A Santa Clara	*	27	2-4	0-1	1-4	1-5-6	1	3	2	0	0	5
1/16	A USF	*	17	2-2	0-0	3-5	1-1-2	2	1	2	0	1	7
1/21	H San Diego	*	24	2-3	0-0	3-4	0-1-1	1	1	5	0	3	7
1/23	H BYU	*	29	6-11	0-1	1-4	4-5-9	0	0	1	1	1	13
1/28	A San Diego	*	26	1-6	0-0	2-2	2-2-4	1	0	0	0	1	4
1/30	A BYU	*	21	6-7	0-0	4-6	0-2-2	5	3	1	0	1	16
2/4	H Portland	*	32	1-7	0-1	2-2	4-6-10	3	0	0	0	0	4
2/6	H Gonzaga	*	32	3-9	0-1	1-2	3-2-5	2	3	2	1	1	7
2/11	A Saint Mary's	*	30	2-3	0-0	2-2	3-3-6	1	1	1	0	2	6
2/13	A Pacific	*	21	3-4	0-0	0-1	0-2-2	2	1	2	0	1	6
2/18	H USF	*	27	0-4	0-0	4-4	0-2-2	1	2	2	0	0	4
2/20	H Santa Clara	*	21	4-6	0-0	1-2	1-1-2	2	1	2	0	0	9
2/27	A LMU	*	29	0-3	0-0	1-2	0-5-5	3	2	3	0	1	1
3/5	N USF	*	15	2-4	0-0	0-0	2-1-3	4	2	1	0	1	4
3/7	N Saint Mary's	*	21	2-6	0-0	0-0	3-3-6	2	1	1	0	0	4
3/16	A E. Wash.	*	20	4-9	0-0	0-0	1-4-5	4	0	0	0	2	8

PEPPERDINE MEN'S BASKETBALL 2017-18

KNOX HELLUMS

#21 • SO • G • 6-5 • 195 • 1V • TOMBALL, TEXAS

PEPPERDINE 2016-17: Averaged 4.5 points as a freshman ... Played in 30 of the 31 games and started eight ... Made 33 three-pointers, third most on the team, and connected on 42.3% of his long-distance shots ... Also averaged 1.1 rebounds and 16.5 minutes per game ... Scored in double-figures twice ... Had a season-high 19 points vs. Portland State (11/27) with 5-for-7 three-point shooting ... Had 15 points vs. Pacific (2/4), going 5-for-8 from beyond the arc ... Had seven games with multiple three-pointers made ... Best streak was 12 straight games with a three-pointer ... Other season highs were four rebounds (twice), two assists vs. St. Bonaventure (11/23), two steals at Long Beach State (12/7) and 31 minutes played (twice) ... Earned WCC Commissioner's Honor Roll "bronze" honors and was a Pepperdine Scholar-Athlete.

HIGH SCHOOL: Graduated from Concordia Lutheran High School, located in Tomball, Texas, in 2016 ... Attended Klein High School in Spring, Texas, as a freshman and sophomore ... Played varsity all four years ... Scored more than 1,500 points during his final two seasons ... Was a finalist for the Guy V. Lewis Award, which goes to the top high school player in the Houston area ... Averaged 19.6 points as a senior and made 107 three-pointers ... Averaged 20.6 points as a junior and made 90 three-pointers ... Earned TAPPS 5A all-state and all-district first team honors as both a junior and senior ... Was also on the TABC all-state first team both years ... Ranked as one of the top 30 seniors in the state by TexasHoops.com ... Team won the TAPPS 5A District 3

title in 2014-15 and reached the state final four ... Also a two-time TAPPS all-state academic team honoree.

CLUB: Played with the AAU program Basketball University (along with Pepperdine teammate Elijah Lee).

PERSONAL: Born in Plano, Texas ... Son of Mark and Tamalyn Hellums ... Has two siblings, Pierce and Cale ... Majoring in pre-accounting ... Chose Pepperdine because "it is a perfect fit for me. I love the coaches, my teammates and constant grind atmosphere. It's also a great fit academic-wise. We truly are a Wave family and we all want to win championships."



FAVORITES: Enjoys hunting, fishing and playing X-Box ... Favorites include Kevin Durant (pro basketball player), Houston Rockets (pro basketball team), The Lightning Thief (book), The Revenant (movie), Prison Break (TV show), J Cole (musical artist), seafood and fried chicken (food) and football (sport other than basketball) ... Favorite thing about basketball is "its competitive nature, which has had me addicted ever since I picked up a ball. It constantly drives me to get better. I love winning more than anything."

Season	gp-gs	min/avg	Total		3-Point		F-Throws		Rebounds							Scoring				
			fg-fga	pct	fg-fga	pct	ft-fa	pct	off	def	tot	avg	pf	fo	ast	to	blk	stl	pts	avg
2016-17	30-8	496/16.5	42-118	.356	33-78	.423	17-20	.850	5	29	34	1.1	42	0	9	24	3	6	134	4.5
TOTAL	30-8	496/16.5	42-118	.356	33-78	.423	17-20	.850	5	29	34	1.1	42	0	9	24	3	6	134	4.5

2016-17 GAME BY GAME

Date	Opponent	GS	Min	FG-FGA	3M-3A	FT-FTA	O-D-Reb	PF	A	TO	Blk	Stl	Pts
11/11	H Cal Poly	5	0-0	0-0	2-2	0-0-0	0	0	0	0	0	0	2
11/15	H Weber St.	3	0-1	0-0	0-0	1-2-3	0	0	0	0	0	0	0
11/17	H Life Pacific	11	1-6	0-3	0-0	0-1-1	0	0	2	1	0	0	2
11/21	N Central Mich.	11	2-4	1-3	1-1	0-0-0	1	0	1	0	0	0	6
11/22	N Little Rock	9	1-1	1-1	0-0	0-0-0	2	1	1	0	0	0	3
11/23	N St. Bona.	* 25	2-6	1-3	0-0	1-3-4	1	2	1	0	0	0	5
11/27	H Portland St.	29	6-10	5-7	2-2	0-0-0	3	0	1	0	1	0	19
12/3	H Belmont	* 31	2-4	2-3	2-2	0-1-1	4	0	0	0	0	0	8
12/7	A LBSU	* 27	1-4	1-1	0-0	0-2-2	3	1	3	0	2	3	3
12/11	A USC	* 25	2-9	1-4	4-4	1-0-1	3	1	1	0	0	0	9
12/20	A Louisiana	* 31	3-7	1-2	2-2	0-4-4	3	0	1	0	1	9	9
12/22	A Montana	* 20	2-6	2-6	2-2	0-1-1	0	1	5	0	0	0	8
12/29	A Gonzaga	* 24	2-3	2-3	0-0	0-1-1	4	1	3	0	1	6	6
12/31	A Portland	* 25	2-10	2-8	0-0	0-2-2	3	0	0	1	0	6	6
1/5	H LMU	10	2-3	1-2	0-0	0-0-0	3	0	0	0	0	5	5
1/7	H San Diego	19	0-2	0-2	0-0	0-0-0	1	0	0	0	0	0	0
1/14	H Santa Clara	19	1-4	1-3	0-0	0-1-1	0	0	0	1	0	3	3
1/19	A BYU	14	1-4	1-3	0-0	1-1-2	1	0	1	0	0	3	3
1/21	A Saint Mary's	12	0-3	0-3	0-0	0-0-0	1	1	0	0	0	0	0
1/26	H Portland	3	0-1	0-1	0-0	0-0-0	1	0	0	0	0	0	0
1/28	H Gonzaga	14	1-4	1-2	0-0	0-3-3	0	0	1	0	0	3	3
2/2	A USF	8	0-2	0-1	0-0	0-0-0	1	0	0	0	0	0	0
2/4	H Pacific	27	5-9	5-8	0-0	0-2-2	1	0	0	0	0	15	15
2/9	H BYU	6	0-1	0-1	0-0	0-1-1	2	0	0	0	0	0	0
2/11	A San Diego	10	2-2	1-1	0-0	0-0-0	1	0	1	0	0	5	5
2/16	A Santa Clara	22	1-7	1-2	0-0	0-0-0	1	1	0	0	0	3	3
2/18	A LMU	11	0-1	0-1	2-2	0-0-0	0	0	0	0	0	2	2
2/23	H Saint Mary's	24	2-3	2-3	0-3	1-1-2	0	0	1	0	1	6	6
2/25	H USF	13	0-0	0-0	0-0	0-3-3	2	0	1	0	0	0	0
3/3	N Pacific	8	1-1	1-1	0-0	0-0-0	0	0	0	0	0	3	3

PEPPERDINE MEN'S BASKETBALL 2017-18

KEVIN HEMPY

#34 • RS SR • F • 6-6 • 200 • 1V • SANTA BARBARA, CALIF.

PEPPERDINE 2016-17: Went from making the team via walk-on tryout before the season to starting the final three games of the year ... Earned WCC All-Academic honorable mention status and selected to the NABC Honors Court ... Played in 19 games and averaged 0.7 points, 1.7 rebounds and 9.4 minutes ... Played double-figure minutes the final five games of the year, including a season-high 36 in the finale at the WCC Tournament vs. Pacific (3/3) ... Also had a career-high seven rebounds in that game ... Scored a total of 13 points, including a season-high three at San Francisco (2/2) ... Had three assists vs. USF (2/25) and had one steal on three occasions ... Also earned WCC Commissioner's Honor Roll "bronze" honors and was a Pepperdine Scholar-Athlete.

PEPPERDINE: Attended Pepperdine as a sophomore and junior, but was not part of the basketball team ... Went to Heidelberg, Germany, and Uganda as part of Pepperdine's study abroad programs ... Utilized one of those non-playing seasons as a redshirt year.


WESTMONT: Attended Westmont College, located in Santa Barbara, Calif., as a freshman in 2013-14, but did not play basketball.

HIGH SCHOOL: Graduated from San Marcos High School, located in Santa Barbara, Calif., in 2013 ... Played three years on

the varsity ... Made the All-CIF Division 3AA first team and the All-Channel League first team as a senior after averaging 11.9 points and 6.6 rebounds ... Helped San Marcos to a 19-9 record and a spot in the CIF quarterfinals that season ... Averaged 7.9 points as a junior ... Also lettered in baseball and volleyball.

PERSONAL: Born in Santa Barbara, Calif. ... Son of Cheryl and Brad Henry ... Has three siblings: Matthew, Kristin and Scott ... His sister Kristin was a heptathlete at Westmont ... Graduated with a degree in sport administration in 2017 and is now attending Pepperdine's Law School ... Chose to attend Pepperdine "based on the strong academic reputation, location, faith-based aspects and study abroad programs."

FAVORITES: Enjoys going to the beach and reading ... Favorites include Gordon Hayward (pro basketball player), Utah Jazz (pro sports team), Love Does (book), The Dark Knight (movie), The Office (TV show), Zac Brown Band (musical artist), fajitas (food) and baseball (sport other than basketball) ... Favorite things about basketball are "the nuance and rhythm of the game."



Season	gp-gs	min/avg	Total		3-Point		F-Throws		Rebounds							Scoring				
			fg-fga	pct	fg-fga	pct	ft-fa	pct	off	def	tot	avg	pf	fo	ast	to	blk	stl	pts	avg
2016-17	19-3	179/9.4	6-15	.400	0-5	.000	1-7	.143	11	21	32	1.7	15	0	8	1	0	3	13	0.7
TOTAL	19-3	179/9.4	6-15	.400	0-5	.000	1-7	.143	11	21	32	1.7	15	0	8	1	0	3	13	0.7

2016-17 GAME BY GAME

Date	Opponent	GS	Min	FG-FGA	3M-3A	FT-FTA	O-D-Reb	PF	A	TO	Blk	Stl	Pts
11/17	H Life Pacific	4	0-1	0-1	0-0	0-2-2	0	0	0	0	0	0	0
11/21	N Central Mich.	1	1-1	0-0	0-0	1-0-1	1	0	0	0	0	0	2
11/23	N St. Bona.	1	0-0	0-0	0-0	0-0-0	0	0	0	0	0	0	0
12/3	H Belmont	1	0-0	0-0	0-0	0-0-0	0	0	0	0	0	0	0
12/11	A USC	1	0-0	0-0	0-0	0-0-0	0	0	0	0	0	0	0
12/29	A Gonzaga	3	0-0	0-0	0-0	0-0-0	0	0	0	0	0	0	0
12/31	A Portland	1	0-1	0-1	0-0	0-0-0	0	0	0	0	0	0	0
1/7	H San Diego	1	0-0	0-0	0-0	0-0-0	0	0	0	0	0	0	0
1/12	A Pacific	7	0-0	0-0	0-0	1-1-2	1	0	0	0	0	0	0
1/19	A BYU	8	1-3	0-1	0-0	1-1-2	1	0	0	0	0	0	2
1/21	A Saint Mary's	1	0-0	0-0	0-0	0-0-0	0	0	0	0	0	0	0
1/28	H Gonzaga	6	0-0	0-0	0-0	1-1-2	0	0	0	0	0	0	0
2/2	A USF	9	1-2	0-0	1-2	1-0-1	1	0	0	0	0	0	3
2/4	H Pacific	8	0-0	0-0	0-0	0-1-1	1	1	0	0	0	0	0
2/16	A Santa Clara	19	1-1	0-0	0-2	1-1-2	3	1	0	0	0	1	2
2/18	A LMU	14	0-0	0-0	0-0	1-3-4	1	0	0	0	0	0	0
2/23	H Saint Mary's	* 26	1-2	0-1	0-2	2-1-3	2	1	0	0	0	1	2
2/25	H USF	* 32	1-2	0-0	0-1	1-4-5	1	3	0	0	0	0	2
3/3	N Pacific	* 36	0-2	0-1	0-0	1-6-7	3	2	1	0	1	0	0

PEPPERDINE MEN'S BASKETBALL 2017-18

ELIJAH LEE

#1 • SO • G • 5-10 • 160 • 1V • HOUSTON, TEXAS

PEPPERDINE 2016-17: Saw the most amount of playing time among the Waves' freshmen ... One of three Waves to play in all 31 games and made nine starts ... Averaged 4.4 points, 2.8 assists, 2.1 rebounds and 1.0 steals in 21.0 minutes ... Was second on the team in assists (86) and steals (31) ... Overall, ranked tied for 10th in the WCC in steals and 11th in assists ... In league games only, tied for eighth in assists (3.4), was eighth in assist-turnover ratio (1.7) and tied for 14th in steals (0.9) ... Scored a season-high 16 points in a home win vs. BYU (2/9) and made all three of his three-point attempts ... Had 10 points vs. Pacific (2/4) in his other double-digit scoring game ... Had a season-high seven assists vs. San Diego (1/7) ... Collected three steals three times ... Pulled down seven rebounds at LMU (2/18) ... His nine starts came consecutively in league play, beginning vs. LMU (1/5) ... Played a season-high 34 minutes in that game.

HIGH SCHOOL: Was homeschooled and played with the HCYA (Homeschool Christian Youth Association) Warriors ... The runner-up for the Maravich Award (the nation's top homeschooled player) as a senior and was on the short list as a junior ... Also named the National "Senior" Player of the Year and the Big South Region Player of the Year among homeschoolers as a senior ... Averaged 16.5 points, 9.0 assists and 4.7 rebounds as a senior ... Averaged 16 points, five assists and three rebounds as a junior ... Ranked as one of the top 50 seniors in the state by TexasHoops.com ... The HCYA Warriors were ranked among the nation's top 10 homeschool teams throughout his career ... Won a Texas state championship in 2012-13 and 2013-14 and was the Division Gold Ball Champs at the 2015-16 Nationals.

CLUB: Played AAU ball with Basketball University (along with Pepperdine teammate Knox Hellums) ... Also played for Sugar Land Shooters and Houston Superstars.

PERSONAL: Born in Houston, Texas ... Son of Roosevelt and Edyth Lee ... Has three siblings: Ryan, Zach and Maegan ... Majoring in organizational communication ... Chose to attend Pepperdine "because of the education that it will provide me, as well as the athletic aspects. It's a great fit with a great environment and location. Coach Wilson was a point guard at Pepperdine and I'm going to learn a lot playing for him. The players I met, these were guys I wanted to hang around with."



FAVORITES: Enjoys writing songs, going to the beach, watching movies and playing games with his family ... Favorites include Allen Iverson and Steve Nash (pro basketball players), Houston Rockets (pro basketball team), The Cay (book), Avatar (movie), Martin and The Fresh Prince of Bel-Air (TV show), Drake and J Cole (musical artists), gumbo (food) and football and baseball (sports other than basketball) ... Favorite things about basketball are "competition and winning."

Season	gp-gs	min/avg	Total		3-Point		F-Throws		Rebounds				Scoring							
			fg-fga	pct	fg-fga	pct	ft-fa	pct	off	def	tot	avg	pf	fo	ast	to	blk	stl	pts	avg
2016-17	31-9	652/21.0	41-114	.360	15-39	.385	39-52	.750	9	55	64	2.1	49	0	86	63	3	31	136	4.4
TOTAL	31-9	652/21.0	41-114	.360	15-39	.385	39-52	.750	9	55	64	2.1	49	0	86	63	3	31	136	4.4

2016-17 GAME BY GAME

Date	Opponent	GS	Min	FG-FGA	3M-3A	FT-FTA	O-D-Reb	PF	A	TO	Blk	Stl	Pts
11/11	H Cal Poly	8	0-0	0-0	0-0	0-2-2	3	0	2	0	1	0	0
11/15	H Weber St.	14	0-1	0-0	0-0	0-0-0	0	1	0	0	1	0	0
11/17	H Life Pacific	21	2-4	1-2	1-2	1-2-3	0	0	1	0	1	6	6
11/21	N Central Mich.	16	4-7	0-0	0-0	0-3-3	2	3	0	0	1	8	8
11/22	N Little Rock	17	0-0	0-0	0-0	0-1-1	2	0	1	0	3	0	0
11/23	N St. Bona.	21	0-3	0-1	0-0	0-0-0	0	4	0	0	0	0	0
11/27	H Portland St.	17	0-2	0-1	0-0	0-2-2	1	2	8	0	2	0	0
12/3	H Belmont	15	2-3	1-1	0-0	1-0-1	1	4	3	0	1	5	5
12/7	A LBSU	13	1-4	1-2	2-2	0-3-3	0	1	2	1	0	5	5
12/11	A USC	24	2-9	1-2	1-2	2-2-4	3	4	1	0	1	6	6
12/20	A Louisiana	14	3-6	0-1	2-2	1-1-2	0	1	4	0	1	8	8
12/22	A Montana	23	2-2	1-1	4-4	0-4-4	1	1	2	0	2	9	9
12/29	A Gonzaga	18	0-3	0-1	0-0	0-1-1	0	3	2	0	1	0	0
12/31	A Portland	25	2-4	1-2	4-4	0-0-0	4	2	1	0	0	9	9
1/5	H LMU	* 34	0-3	0-0	2-3	0-4-4	3	5	2	0	2	2	2
1/7	H San Diego	* 29	0-4	0-2	0-0	0-1-1	3	7	2	0	1	0	0
1/12	A Pacific	* 29	1-4	0-2	0-1	0-1-1	4	5	2	0	2	2	2
1/14	H Santa Clara	* 26	1-3	1-3	0-0	1-1-2	3	5	1	0	0	3	3
1/19	A BYU	* 32	3-9	1-3	1-2	0-2-2	1	3	1	1	3	8	8
1/21	A Saint Mary's	* 24	1-2	0-1	0-0	0-1-1	0	2	3	0	0	2	2
1/26	H Portland	* 25	3-3	0-0	3-4	0-1-1	3	4	2	0	0	9	9
1/28	H Gonzaga	* 31	1-6	0-1	2-2	0-4-4	2	3	3	0	2	4	4
2/2	A USF	* 19	0-0	0-0	3-6	1-4-5	2	2	3	0	0	3	3
2/4	H Pacific	15	2-3	0-1	6-7	0-2-2	2	1	2	0	0	10	10
2/9	H BYU	23	5-7	3-3	3-4	0-2-2	2	6	8	0	3	16	16
2/11	A San Diego	23	2-5	1-3	2-3	0-2-2	2	3	1	0	1	7	7
2/16	A Santa Clara	24	0-6	0-1	0-0	0-2-2	0	3	2	0	0	0	0
2/18	A LMU	26	2-3	2-3	1-2	1-6-7	0	3	2	1	0	7	7
2/23	H Saint Mary's	17	0-4	0-1	0-0	0-0-0	0	1	0	0	2	0	0
2/25	H USF	13	0-0	0-0	0-0	0-1-1	1	4	0	0	0	0	0
3/3	N Pacific	16	2-4	1-1	2-2	1-0-1	4	3	2	0	0	7	7

PEPPERDINE MEN'S BASKETBALL 2017-18

ERIK MAILLIARD

#33 • FR • C • 6-10 • 210 • HS • DALLAS, TEXAS

HIGH SCHOOL: Graduated from Parish Episcopal School, located in Dallas, Texas, in 2017 ... Played two years of varsity basketball ... Averaged 8.8 points, 10.2 rebounds and 3.0 blocks as a senior ... Earned TAPPS 6A All-District honorable mention status ... Ranked fifth in 6A in rebounding and sixth in blocked shots ... Earned high honor roll all four years.

CLUB: Played with the Dallas Hoyas ... Competed at the Las Vegas Fab 48 and Great American Shootout.

PERSONAL: Born in Dallas, Texas ... Son of Don and Linda Mailliard ... His father played basketball at St. Michael's ... Has one sibling, Madeline, who was a swimmer at Boston College ... Went on a mission trip to Guatemala during high school ... Majoring in pre-business administration ... Chose to attend Pepperdine because "it was a great fit for me both academically

and athletically. I liked the coaches I interacted with and I think the WCC is a great conference to compete in. And you can't beat the Malibu location."

FAVORITES: Enjoys watching sports and traveling ... Favorites include Dirk Nowitzki (pro basketball player), Dallas Mavericks (pro basketball team), Bringing Down the House (book), Saving Private Ryan (movie), Shark Tank (TV show), Migos (musical artist), burgers or Mexican (food) and football (sport other than basketball) ... Was injured as a junior ... Favorite things about basketball are "the competition and team aspects. It makes me strive to improve every day."



CALEB MARTIN

#15 • SO • G • 6-2 • 190 • 1V • LOS ANGELES, CALIF.

PEPPERDINE 2016-17: Appeared briefly in five games as a freshman ... Saw one minute of playing time at USC (12/11), at BYU (1/19), at Saint Mary's (1/21), vs. Saint Mary's (2/23) and vs. San Francisco (2/25) ... Pulled down a rebound against both USC and BYU ... Earned WCC Commissioner's Honor Roll "bronze" honors and was a Pepperdine Scholar-Athlete.

HIGH SCHOOL: Graduated from the Buckley School, located in Sherman Oaks, Calif., in 2016 ... Played three years on the varsity ... Earned All-CIF Southern Section 4AA second team status as a senior and was the Liberty League MVP ... Scored 450 points during his senior season ... Team won its first 30 games in 2013-14 before falling in the CIF Southern Section 4AA semifinals.

CLUB: Played for The Family for four years.

PERSONAL: Born in Los Angeles ... Son of Shannon and Ronald Martin ... Has two siblings, Gabriel and Elia ... Majoring in sport administration ... Chose to attend Pepperdine "to stay close to home while having a great education."

FAVORITES: Enjoys listening to music and watching movies ... Lists his sports hero as Michael Jordan ... Favorites include Jimmy Butler (pro basketball player), Chicago Bulls (pro basketball team), Brave New World (book), Lord of the Rings (movie), Power (TV show), J. Cole (musical artist), hot wings (food) and football or soccer (sports other than basketball) ... Favorite things about basketball are "the tempo of the game, the adrenaline rush before tipoff and the electrifying plays."



Season	gp-gs	min/avg	Total		3-Point		F-Throws		Rebounds					Scoring									
			fg-fga	pct	fg-fga	pct	ft-fa	pct	off	def	tot	avg	pf	fo	ast	to	blk	stl	pts	avg			
2016-17	5-0	5/1.0	0-0	.000	0-0	.000	0-0	.000	0	2	2	0.4	0	0	0	0	0	0	0	0	0	0	0.0
TOTAL	5-0	5/1.0	0-0	.000	0-0	.000	0-0	.000	0	2	2	0.4	0	0	0	0	0	0	0	0	0	0	0.0

2016-17 GAME BY GAME

Date	Opponent	GS	Min	FG-FGA	3M-3A	FT-FTA	O-D-Reb	PF	A	TO	Blk	Stl	Pts
12/11	A USC	1	0-0	0-0	0-0	0-1-1	0	0	0	0	0	0	0
1/19	A BYU	1	0-0	0-0	0-0	0-1-1	0	0	0	0	0	0	0
1/21	A Saint Mary's	1	0-0	0-0	0-0	0-0-0	0	0	0	0	0	0	0
2/23	H Saint Mary's	1	0-0	0-0	0-0	0-0-0	0	0	0	0	0	0	0
2/25	H USF	1	0-0	0-0	0-0	0-0-0	0	0	0	0	0	0	0

PEPPERDINE MEN'S BASKETBALL 2017-18

HARRISON MEADS

#22 • JR • F • 6-7 • 215 • TR • NEW PLYMOUTH, NEW ZEALAND

JUNIOR COLLEGE: Spent two years at Laramie (Wyo.) County Community College ... Averaged 9.3 points and 6.6 rebounds while making 65.8% of his field goal attempts as a 2016-17 sophomore ... Started 33 of 34 games ... Won Region IX Tournament and Region IX South regular-season titles ... Averaged 3.3 points and 2.8 rebounds in 27 games as a freshman.

NEW ZEALAND: Played for New Zealand's U-18 team in 2014.

HIGH SCHOOL: Graduated from New Plymouth Boys High School in 2014 ... Helped school's team to fifth place at the national tournament ... Averaged 11.4 points and 9.3 rebounds his final year.

CLUB: Won the 2015 national tournament with the Canterbury regional U-19 team ... Also played with Taranaki (U-19) and New Plymouth (U-13-17).

PERSONAL: Born in New Plymouth, New Zealand ... Son of Grant and Deborah Meads ... Has three siblings, Jacob, Daniel and Fraser ... Once had an offer to try out for the Australian Football League (rugby) ... Majoring in philosophy.

FAVORITES: Enjoys reading, television and films ... Favorites include LeBron James (pro basketball player), Cleveland Cavaliers (pro basketball team), The Stormlight Archive (books), The Matrix (movie), House of Cards (TV show), Kendrick Lamar (musical artist), his mother's broccoli salad (food) and tennis (sport other than basketball) ... Favorite things about basketball are "the physicality and athleticism."



COLBEY ROSS

#4 • FR • G • 6-1 • 180 • HS • AURORA, COLO.


HIGH SCHOOL: Graduated from Eaglecrest High School, located in Centennial, Colo., in 2017 ... Two-time Gatorade state player of the year and the Denver Post's 2017 Mr. Basketball ... Averaged 18.4 points, 5.0 assists, 4.9 rebounds and 2.4 steals as a senior ... Led Eaglecrest to the 2017 Class 5A state championship (the school's second consecutive title game and third straight final four) ... Had a game-high 15 points in the state final and was MVP of the state tournament ... Earned All-Centennial League honors three times and was all-state first team twice ... Played four years on the varsity ... Averaged 18.6 points as a junior and 17.3 as a sophomore ... Also lettered in football and was all-conference honorable mention ... Was on the Dean's List all four years.

CLUB: Played with Colorado Chaos for three years and is the club's all-time leading scorer with more than 2,000 points ... Also played with Chauncey Billups Elite for four years.

PERSONAL: Born in Aurora, Colo. ... Son of Mary Ross and Corey Ross ... Has two siblings, Elijah and Jacy ... Majoring in pre-business administration ... Chose Pepperdine because "I liked

the coaching staff and what they stand for. They seemed to care about me as a person, not just a basketball player. The WCC is a great conference. I know I will get an outstanding education at Pepperdine. Pepperdine will make me a better person and a better player. And you can't beat the location."

FAVORITES: Enjoys working out and watching Netflix ... Lists his sports heroes as Kobe Bryant and Michael Jordan ... Favorites include Damian Lillard (pro basketball player), Portland Trailblazers (pro basketball team), Kings of Colorado (book), Creed (movie), Breaking Bad (TV show), J. Cole (musical artist), spaghetti (food) and football (sport other than basketball) ... Favorite thing about basketball is "the process of getting better and learning new things. It makes me want to be the best."



PEPPERDINE MEN'S BASKETBALL 2017-18

JADÉ SMITH

#5 • FR • G • 6-4 • 175 • HS • OAKLAND, CALIF.

HIGH SCHOOL: Graduated from St. Joseph Notre Dame High School, located in Alameda, Calif., in 2017 ... Played four years on the varsity ... Was the Bay Counties East Division co-Player of the Year, Prep2Prep North Coast Section Senior of the Year and an All-Bay Area News Group first team selection as a senior ... Averaged 17 points, nine rebounds, six assists and five steals as a senior and 17 points, eight rebounds, six assists and three steals as a junior ... Injured for a significant part of his sophomore season ... Won two state championships (2016 and 2014) and three North Coast Section titles ... Was at one time rated among Scout's top 100 players in the nation ... ESPN rated him with a score of 75, a three-star recruit and one of California's top 25 players.

CLUB: Played with Splash City, Oakland Soldiers, Team Superstar and Oakland PAL ... Played in the finals at the UA and Fab 48 events.

PERSONAL: Born in Oakland, Calif. ... Son of Jamila and Ivery Smith ... His siblings include Isaiah, Yojne, Imani, Trevonte, Ivery and Domonique ... Majoring in pre-business administration ... Chose to attend Pepperdine because of "the coaching staff, location and community."

FAVORITES: Enjoys watching movies and listening to music ... Favorites include Kyrie Irving (pro basketball player), Cleveland Cavaliers (pro basketball team), Things Fall Apart (book), He Got Game (movie), Riverdale (TV show), Justin Bieber (musical artist), lasagna (food) and football (sport other than basketball) ... Favorite thing about basketball is "the competition keeps me focused."



PEPPERDINE MEN'S BASKETBALL 2017-18

NOLAN TAYLOR

#31 • SO • F • 6-7 • 260 • 1V • KELLER, TEXAS

PEPPERDINE 2016-17: Established himself as one of the WCC's promising young big men with a good freshman season ... Started 20 of 24 games after missing the first seven games of the season with a knee injury ... Averaged 7.1 points and 3.7 rebounds in 20.8 minutes ... In league games only, averaged 7.8 points and 3.9 rebounds in 21.3 minutes ... Scored in double-figures seven times ... Scored a season-high 20 points vs. San Francisco (3/3) and got his first career double-double with 10 rebounds ... Also scored 17 at LMU (2/18) with season highs of two blocks, two steals and 37 minutes played ... Had 15 points in a home win vs. BYU (2/9) ... Had a season-high three assists at Santa Clara (2/16).


HIGH SCHOOL: Graduated from Keller (Texas) High School in 2016 ... A four-year starter who is the school's all-time leader in points (1,731) and rebounds (970) ... Made the Fort Worth Star-Telegram All-Area second team and All-District 5-6A first team as a senior after averaging 19.1 points and 8.9 rebounds ... Earned District MVP, Texas Basketball Magazine all-state honors and TABC All-Region status as a sophomore and junior ... Averaged 17.3 points and 9.0 rebounds as a junior ... Averaged 15.8 points and 9.5 rebounds as a sophomore ... Named District Newcomer of the Year in 2013 ... Scored 40 points as a junior against Fossil Ridge High School ... Helped Keller win three district titles and reach the regional quarterfinals three times ... Ranked as one of the top 40 seniors in the state by TexasHoops.com ... Earned the 2016 U.S. Marine Corps Distinguished Athlete Award ... Served on Keller High's Principal Executive Leadership Council and the

Keller ISD Superintendent Executive Leadership Council.

CLUB: Played AAU ball with the Dallas Mustangs and Nike Team Texas Elite.

PERSONAL: Born in Atlanta, Ga. ... Son of Arnita Taylor and Michael Taylor ... Has one sibling, Evan ... Majoring in organizational communication ... Serves as a vice president of Pepperdine Athletics' Waves Leadership Council ... Chose Pepperdine "mainly because of the coaching staff. There weren't many schools that recruited me where the coaches were as genuine as Pepperdine's. I'm about relationships and the coaches built a relationship that I was comfortable with. You can tell this is like a family, and I wanted to be part of that."

FAVORITES: Enjoys watching football games, word searches and cooking ... Favorites include Draymond Green (pro basketball player), Dallas Mavericks (pro basketball team), To Kill a Mockingbird (book), Coach Carter (movie), Flipping Vegas (TV show), Lecrae and Anthony Evans (musical artists), lemon pepper wings (food) and soccer (sport other than basketball) ... Favorite thing about basketball is "the competitive nature that it evokes from me."



Season	gp-gs	min/avg	Total		3-Point		F-Throws		Rebounds				Scoring							
			fg-fga	pct	fg-fga	pct	ft-fa	pct	off	def	tot	avg	pf	fo	ast	to	blk	stl	pts	avg
2016-17	24-20	500/20.8	70-152	.461	3-16	.188	28-39	.718	30	58	88	3.7	66	3	17	18	4	13	171	7.1
TOTAL	24-20	500/20.8	70-152	.461	3-16	.188	28-39	.718	30	58	88	3.7	66	3	17	18	4	13	171	7.1

2016-17 GAME BY GAME

Date	Opponent	GS	Min	FG-FGA	3M-3A	FT-FTA	O-D-Reb	Pf	A	TO	Blk	Stl	Pts
12/3	H Belmont		12	2-3	0-1	0-0	0-2-2	3	1	0	0	0	4
12/7	A LBSU	*	23	6-8	0-0	0-0	0-4-4	2	0	1	0	0	12
12/11	A USC	*	19	1-4	0-1	0-0	2-2-4	2	0	0	0	0	2
12/20	A Louisiana	*	22	1-2	0-0	1-2	0-5-5	0	1	3	0	1	3
12/22	A Montana		12	2-2	0-0	0-0	1-0-1	4	2	0	0	0	4
12/29	A Gonzaga		20	5-7	0-1	0-0	0-0-0	4	0	0	0	1	10
12/31	A Portland		22	0-2	0-0	5-6	3-3-6	5	2	1	0	0	5
1/5	H LMU	*	28	4-7	0-1	1-1	2-3-5	3	0	1	0	1	9
1/7	H San Diego	*	17	2-7	0-0	1-2	2-1-3	2	0	0	0	0	5
1/12	A Pacific	*	18	2-2	0-0	4-5	0-2-2	3	0	0	0	1	8
1/14	H Santa Clara	*	10	0-3	0-0	0-0	0-2-2	1	0	0	0	0	0
1/19	A BYU	*	10	2-5	0-0	0-0	0-1-1	3	0	0	0	0	4
1/21	A Saint Mary's	*	19	3-5	1-1	1-2	0-2-2	2	1	0	0	1	8
1/26	H Portland	*	12	2-2	0-0	3-4	2-1-3	3	0	1	0	0	7
1/28	H Gonzaga	*	20	1-8	0-0	0-0	2-4-6	2	0	1	0	0	2
2/2	A USF	*	20	0-3	0-0	0-0	2-2-4	2	0	0	0	1	0
2/4	H Pacific	*	14	1-2	0-0	0-0	0-4-4	0	1	0	0	0	2
2/9	H BYU	*	28	7-12	0-1	1-2	0-5-5	3	0	0	0	1	15
2/11	A San Diego	*	22	5-7	0-0	0-0	1-4-5	4	0	1	1	1	10
2/16	A Santa Clara	*	26	6-12	1-2	1-1	1-1-2	3	3	1	0	0	14
2/18	A LMU	*	37	7-14	0-2	3-4	2-2-4	3	1	3	2	2	17
2/23	H Saint Mary's	*	30	0-9	0-2	4-4	3-3-6	2	2	2	0	1	4
2/25	H USF	*	31	8-16	1-2	3-6	5-5-10	5	2	2	0	1	20
3/3	N Pacific	*	28	3-10	0-2	0-0	2-0-2	5	1	1	1	1	6

PEPPERDINE MEN'S BASKETBALL 2017-18

AMADI UDENYI

#0 • RS SR • G • 6-1 • 195 • 3V • OAKLAND, CALIF.

CAREER: Enters his fifth season ranking 11th on the Waves' all-time assist list with 331 ... Has played in 81 games and made 33 starts ... Averaging 5.6 points, 4.1 assists and 2.0 rebounds in 24.1 minutes.

PEPPERDINE 2016-17: Played in just six games as a senior before suffering another ruptured Achilles tendon, and applied for a medical redshirt ... Averaged 6.7 points, 5.3 assists and 2.8 rebounds in 26.3 minutes before the injury, which occurred vs. Portland State (11/27) ... The Waves started the season 4-1 with a healthy Udenyi in the lineup ... Scored 17 points vs. Life Pacific (11/17) and 12 in the season opener vs. Cal Poly (11/11) ... Posted seven assists three times, and had six rebounds vs. Life Pacific.

PEPPERDINE 2015-16: Stayed healthy for an entire season for the first time and played in all 32 games as a junior ... Led the team and ranked seventh in the WCC with 4.5 assists per game ... Ranked second in the WCC and 20th nationally in assist/turnover ratio (3.0) ... Also averaged 4.9 points, 2.1 rebounds and 1.0 steals in 24.0 minutes ... Started the first three games and then came off the bench the rest of the season ... In league games only, ranked fourth in assist/turnover ratio (3.0) and fifth in assists (4.9) ... Scored in double-figures four times ... Picked up his first double-digit assist performance with 10 vs. Santa Clara (2/20) ... Led, or shared the team lead, in assists 21 times ... Sparked the Waves in their road win at Saint Mary's (2/11), scoring all of his season-high 14 points in the second half ... Also scored 13 against the Gaels in the WCC semifinals (3/7) ... Scored 10 at San Francisco (1/16) and in the CBI first-round game at Eastern Washington (3/16) ... Other season highs were seven rebounds (1/2 vs. LMU), three steals (twice), two three-pointers (four times) and 34 minutes (11/13 at Fresno State).

PEPPERDINE 2014-15: Injuries limited him to 22 games as a sophomore ... Averaged 6.0 points, 4.4 assists and 2.1 rebounds in 26.0 minutes ... Made nine starts ... A ruptured Achilles tendon knocked him out for the final seven games ... Led, or shared the team lead, in assists 13 times ... Ranked sixth in the WCC in assists at the time of his injury (did not appear in enough games to be listed in the final rankings) ... Scored in double-figures six times, including a season-high 16 points vs. Howard (12/17) ... Best WCC output was 14 points at Portland (2/12), the game in which he suffered the season-ending injury ... Made a season-high four three-pointers in that contest ... Other season highs were nine assists vs. BYU (2/5), six rebounds at Arizona State (12/13), two steals (twice) and 33 minutes played (twice).

PEPPERDINE 2013-14: Started 15 of his 21 games played as a freshman ... Averaged 5.9 points, 2.7 assists and 1.3 rebounds in 21.8 minutes ... Started the first two games of the season, but suffered a knee injury at UC Riverside (11/13) and missed the next 10 games ... Returned right at the start of WCC play ... Scored in double-figures four times ... Led the Waves and scored a season-high 13 points in the WCC Tournament vs. Saint Mary's

(3/8) ... Scored 12 points vs. BYU (12/30), 11 at Pacific (1/25) and 10 vs. Saint Mary's (2/8) ... Had five or more assists six times, including a season-high seven vs. Saint Mary's (2/8) ... Other season highs were six rebounds vs. Portland (1/18), four steals at San Diego (1/11), four three-pointers vs. BYU (12/30) and 36 minutes vs. Saint Mary's (2/8).


PREP SCHOOL: Spent 2012-13 at St. Thomas More School, which is located in Oakdale, Conn. ... Was injured for much of basketball season ... Still become one of seven Chancellors that moved on to Division I schools ... Was on the school's honor roll both semesters.

HIGH SCHOOL: Graduated from De La Salle High School, located in Concord, Calif., in 2012 ... A three-year starter at the Northern California powerhouse ... Helped the Spartans to the California Division I state championship game in 2011, the state regional final in 2010 and the state regional semifinals in 2012 ... The school won three East Bay Athletic League titles and two CIF North Coast Section titles ... De La Salle's three-year record with Udenyi was 84-12 ... Named the EBAL's Most Valuable Player as a senior while also earning spots on the MaxPreps All-State Division I second team, the San Francisco Chronicle All-Metro first team and the Contra Costa Times All-East Bay first team ... Averaged 16.1 points, 5.1 assists and 4.1 rebounds ... Was an All-EBAL first team pick as a junior after averaging 11.5 points, 4.4 rebounds and 4.2 assists ... Made the All-EBAL honorable mention squad with averages of 5.5 points, 3.3 rebounds and 2.5 assists ... Played football as a freshman.

CLUB: Played for the Oakland Soldiers (2007-10) and Team 94 (2011).

PERSONAL: Born in Hayward, Calif. ... Son of Tracie Floyd-Udenyi and Emmanuel Udenyi ... Has two brothers, Bruce and Emeka ... A cousin, Amobi Okugo, plays in Major League Soccer and attended UCLA ... Majoring in advertising ... Chose to attend Pepperdine because "of the school's academic prestige, and my family wants me to get a good education. I wanted to be on the West Coast and the WCC is a great basketball conference. After meeting Coach Wilson I felt like he was a high-character guy who would make me a better man and a better player in my four years at Pepperdine."

FAVORITES: Enjoys playing video games ... Favorites include Kobe Bryant (pro basketball player), Los Angeles Lakers (pro basketball team), The Hunger Games (book), Love and Basketball (movie), ESPN (TV channel), Kendrick Lamar (musical artist), his mother's spaghetti (food) and football (sport other than basketball) ... Enjoys basketball because "it challenges me mentally and physically. It pushes me to work hard and it has changed my life."



PEPPERDINE MEN'S BASKETBALL 2017-18

UDENYI, Amadi

Season	gp-gs	min/avg	Total		3-Point		F-Throws		Rebounds				Scoring							
			fg-fga	pct	fg-fga	pct	ft-fa	pct	off	def	tot	avg	pf	fo	ast	to	blk	stl	pts	avg
2013-14	21-15	457/21.8	35-112	.313	20-62	.323	33-49	.673	8	19	27	1.3	41	0	57	33	0	19	123	5.9
2014-15	22-9	571/26.0	41-123	.333	24-61	.393	27-41	.659	8	38	46	2.1	38	1	97	41	1	17	133	6.0
2015-16	32-3	769/24.0	53-157	.338	20-76	.263	32-58	.552	7	61	68	2.1	63	1	145	49	1	31	158	4.9
2016-17	6-6	158/26.3	13-33	.394	5-13	.385	9-14	.643	2	15	17	2.8	5	0	32	13	0	10	40	6.7
TOTAL	81-33	1955/24.1	142-425	.334	69-212	.325	101-162	.623	25	133	158	2.0	147	2	331	136	2	77	454	5.6

2013-14 GAME BY GAME

Date	Opponent	GS	Min	FG-FGA	3M-3A	FT-FTA	O-D-Reb	PF	A	TO	Blk	Stl	Pts
11/9	H S.D. Christian *	28	2-6	1-2	1-2	0-4-4	2	4	6	0	3	6	
11/13	A UC Riverside *	4	1-4	1-2	0-0	0-0-0	1	1	1	0	0	3	
12/28	H San Diego	24	1-4	1-4	0-0	0-1-1	2	5	2	0	0	3	
12/30	H BYU	17	4-6	4-6	0-0	0-0-0	4	5	2	0	0	12	
1/2	A Santa Clara	12	1-3	1-2	1-2	1-0-1	3	0	2	0	0	4	
1/4	A USF	26	2-9	2-6	0-0	0-0-0	4	2	0	0	0	6	
1/9	A BYU	16	2-5	1-4	2-4	0-2-2	2	0	1	0	0	7	
1/11	A San Diego *	28	1-4	0-0	3-4	0-0-0	1	1	1	0	4	5	
1/16	H Gonzaga *	26	1-6	1-4	3-4	0-3-3	4	1	1	0	0	6	
1/18	H Portland *	22	1-8	0-3	2-4	0-6-6	0	5	0	0	2	4	
1/23	A Saint Mary's *	23	3-8	0-3	2-3	0-2-2	2	0	0	0	1	8	
1/25	A Pacific *	29	5-9	0-2	1-3	2-0-2	3	3	0	0	2	11	
2/1	H LMU *	23	1-7	1-4	0-0	1-0-1	1	5	4	0	0	3	
2/6	H Pacific *	23	2-4	2-3	3-4	0-0-0	0	4	0	0	0	9	
2/8	H Saint Mary's *	36	2-6	2-4	4-4	0-0-0	4	7	2	0	0	10	
2/13	A Gonzaga *	24	0-6	0-3	1-2	2-0-2	0	2	4	0	0	1	
2/15	A Portland *	26	2-4	1-2	2-2	0-0-0	3	4	0	0	0	7	
2/20	A LMU *	8	0-1	0-1	0-0	0-0-0	0	1	1	0	0	0	
2/27	H USF *	22	0-2	0-1	1-2	0-0-0	2	0	2	0	0	1	
3/1	H Santa Clara	19	0-4	0-3	4-5	2-0-2	1	5	2	0	2	4	
3/8	N Saint Mary's *	21	4-6	2-3	3-4	0-1-1	2	2	2	0	1	13	

2014-15 GAME BY GAME

Date	Opponent	GS	Min	FG-FGA	3M-3A	FT-FTA	O-D-Reb	PF	A	TO	Blk	Stl	Pts
11/14	H Fresno St. *	24	3-6	2-3	5-6	0-1-1	3	3	1	0	0	13	
11/17	H Cal Lutheran *	29	0-8	0-4	5-8	0-3-3	4	8	3	0	1	5	
11/19	A San Jose St. *	31	1-7	0-1	2-2	0-3-3	1	4	2	0	1	4	
11/24	A Iowa *	31	2-7	2-5	2-4	2-1-3	3	4	5	0	1	8	
12/4	H CSUN	30	2-6	1-1	0-1	0-1-1	0	6	2	0	0	5	
12/6	A CS Fullerton	24	2-4	2-3	1-2	1-2-3	4	8	1	0	1	7	
12/13	A Arizona St.	25	4-8	1-3	1-2	1-5-6	5	8	2	0	1	10	
12/15	H S. Alabama	23	2-5	1-2	2-2	1-2-3	1	6	2	0	0	7	
12/17	H Howard	33	4-9	3-7	5-6	0-2-2	1	6	1	0	0	16	
12/20	N Richmond	12	1-4	0-3	0-0	0-1-1	0	2	0	0	0	2	
12/27	H IUPUI	24	1-7	0-2	0-2	0-2-2	1	1	1	0	1	2	
12/29	A LMU	25	4-7	3-4	0-0	0-2-2	2	4	2	0	2	11	
1/1	H Saint Mary's	22	0-2	0-1	0-0	0-1-1	0	4	2	0	1	0	
1/3	H Pacific	24	0-4	0-3	0-0	0-0-0	0	1	0	0	0	0	
1/8	A BYU	19	2-4	2-2	0-0	2-1-3	1	6	1	0	0	6	
1/22	A USF	18	0-1	0-0	0-0	0-1-1	2	1	1	0	1	0	
1/24	A Santa Clara *	26	0-2	0-1	0-0	1-1-2	3	1	3	0	1	0	
1/29	A Pacific	27	1-3	1-2	0-0	0-0-0	1	6	3	1	1	3	
1/31	A Saint Mary's *	33	5-7	1-2	0-0	0-2-2	2	4	1	0	2	11	
2/5	H BYU	29	3-6	1-3	1-2	0-3-3	1	9	3	0	1	8	
2/7	H San Diego	30	0-5	0-2	1-2	0-3-3	2	4	4	0	1	1	
2/12	A Portland *	32	4-11	4-7	2-2	0-1-1	1	1	1	0	1	14	

2015-16 GAME BY GAME

Date	Opponent	GS	Min	FG-FGA	3M-3A	FT-FTA	O-D-Reb	PF	A	TO	Blk	Stl	Pts
11/13	A Fresno St. *	34	2-8	2-8	3-8	0-2-2	3	5	2	0	0	9	
11/16	H S.D. Christian *	16	2-2	1-1	0-0	0-2-2	4	3	3	0	1	5	
11/19	A UCLA *	32	1-10	1-6	0-2	0-0-0	2	5	2	0	2	3	
11/23	N Duquesne	20	1-3	1-3	0-0	0-1-1	0	5	1	0	2	3	
11/24	N Murray St.	23	0-1	0-1	0-0	0-1-1	0	0	1	0	0	0	
11/25	N Drake	17	0-0	0-0	0-0	0-0-0	1	1	1	0	0	0	
11/29	H Montana	16	0-1	0-1	0-0	0-1-1	1	7	1	0	0	0	
12/5	A CSUN	20	4-8	1-3	0-1	0-1-1	1	5	1	0	1	9	
12/9	H LBSU	20	2-4	1-2	0-0	0-0-0	4	3	3	0	1	5	
12/12	A Ball St.	19	0-4	0-1	0-0	0-2-2	3	3	0	0	0	0	
12/18	H Louisiana	22	1-4	0-3	0-1	1-3-4	1	5	1	0	1	2	
12/21	A Gonzaga	12	2-5	2-3	0-0	1-0-1	2	0	1	0	0	6	
12/23	A Portland	16	1-3	1-3	0-0	1-0-1	5	3	0	0	0	3	
1/2	H LMU	25	1-4	1-3	0-0	1-6-7	2	3	3	0	1	3	
1/7	H Pacific	29	0-4	0-3	0-0	0-3-3	1	7	0	0	0	0	
1/9	H Saint Mary's	22	1-6	0-1	0-0	0-2-2	1	3	0	0	0	2	
1/14	A Santa Clara	23	1-5	0-3	0-0	0-1-1	1	5	0	0	1	2	
1/16	A USF	27	2-4	0-1	6-6	0-0-0	3	5	3	0	1	10	
1/21	H San Diego	26	1-2	0-0	2-2	0-2-2	1	8	1	0	3	4	
1/23	H BYU	24	4-6	0-1	0-0	1-2-3	3	9	2	0	1	8	
1/28	A San Diego	24	2-5	2-2	2-4	0-2-2	2	6	1	0	1	8	
1/30	A BYU	26	1-4	0-2	4-4	0-3-3	1	2	1	0	2	6	
2/4	H Portland	23	1-4	0-2	1-7	0-4-4	3	8	2	0	2	3	
2/6	H Gonzaga	25	0-8	0-4	2-2	1-3-4	2	4	4	0	1	2	
2/11	A Saint Mary's	29	6-11	1-2	1-2	0-3-3	2	4	1	0	3	14	
2/13	A Pacific	29	2-6	1-3	3-4	0-4-4	3	3	3	0	1	8	
2/18	H USF	29	0-6	0-1	2-2	0-1-1	3	7	1	0	1	2	
2/20	H Santa Clara	28	2-2	1-1	1-1	0-0-0	0	10	1	1	0	6	
2/27	A LMU	31	2-4	1-2	0-2	0-3-3	4	1	5	0	1	5	
3/5	N USF	28	2-6	0-2	3-6	0-4-4	1	5	1	0	2	7	
3/7	N Saint Mary's	24	5-9	1-3	2-3	0-3-3	1	4	1	0	0	13	
3/16	A E. Wash.	30	4-8	2-5	0-1	1-2-3	2	6	2	0	2	10	

2016-17 GAME BY GAME

Date	Opponent	GS	Min	FG-FGA	3M-3A	FT-FTA	O-D-Reb	PF	A	TO	Blk	Stl	Pts
11/11	H Cal Poly	33	4-9	2-3	2-4	0-2-2	2	7	1	0	4	12	
11/15	H Weber St.	28	0-3	0-1	0-2	1-2-3	1	4	1	0	0	0	
11/17	H Life Pacific	32	5-11	0-2	7-8	0-6-6	0	7	3	0	4	17	
11/21	N Central Mich.	26	1-3	0-2	0-0	0-2-2	1	7	4	0	1	2	
11/22	N Little Rock	31	3-6	3-4	0-0	0-2-2	1	2	3	0	1	9	
11/27	H Portland St.	8	0-1	0-1	0-0	1-1-2	0	5	1	0	0	0	

PEPPERDINE MEN'S BASKETBALL 2017-18

MICHAEL WEXLER


#3 • FR • G • 5-11 • 175 • HS • PLYMOUTH, MINN.

HIGH SCHOOL: Graduated from Benilde-St. Margaret's School, located in St. Louis Park, Minn., in 2017 ... Played three years on the varsity ... Averaged 8.2 points and 6.3 assists as a senior ... Earned academic all-conference honors ... Was on the highest honor roll all four years and graduated summa cum laude.

CLUB: Played for Powerhouse Hoops and Minnesota Lockdown ... Was a club teammate with current Wave Trae Berhow.

PERSONAL: Born in Minneapolis, Minn. ... Son of Steve and Carol Wexler ... Majoring in pre-business administration ... Chose to attend Pepperdine because "of the high academics and a great business program, its religious aspects and the great basketball program."

FAVORITES: Enjoys working out and watching movies ... Lists his sports hero as Michael Jordan ... Favorites include Isaiah Thomas (pro basketball player), Minnesota Timberwolves (pro basketball team), More Than a Game (book), Space Jam (movie), The Blacklist (TV show), Drake (musical artist), steak (food) and football (sport other than basketball) ... Favorite thing about basketball is "being able to get away from everything when playing or practicing."



KAIJAE YEE-STEPHENS

#32 • RS FR • G • 6-1 • 190 • RS • SANTA CRUZ, CALIF.

PEPPERDINE 2016-17: Appeared in the first four games of his true freshman season before suffering a season-ending ankle injury ... Applied for a medical redshirt ... Scored five points, hitting a three-pointer vs. Life Pacific (11/17) and getting a basket vs. Weber State (11/15) ... Played 13 minutes in both of those games ... Had a rebound vs. Weber State and a steal vs. Life Pacific ... Averaged 8.3 minutes in the four games ... A Pepperdine-Scholar Athlete.

HIGH SCHOOL: Graduated from Santa Cruz (Calif.) High School in 2016 ... Scored a school-record 2,066 points over his four-year career (a 19.0 average) ... Made 276 three-pointers ... A unanimous selection as the Most Valuable Player in the Santa Cruz Coast Athletic League as a senior ... Earned co-MVP honors as a sophomore and was all-league all four years ... Prep2Prep named him its 2015-16 Central Coast Section Player of the Year ... His 2,000th career point came in a career-high-tying 45-point effort against Arcata in the first round of the 2016 CIF NorCal Championships ... Averaged 26.6 points, 7.2 rebounds, 3.8 assists and 1.8 steals as a senior ... Averaged 20.7 points as a junior, 20.3 as a sophomore and 10.6 as a freshman ... Helped lead Santa Cruz to three straight SCCAL titles ... Won the 2015 CIF Central Coast Section Division IV title and reached the championship game of the 2013 Division III Tournament ... A scholar-athlete.

CLUB: Played AAU ball with the Golden State Arsenal, TSC and West Valley.

PERSONAL: Born in Santa Cruz, Calif. ... Son of Desiree Yee and Reggie Stephens ... His father played football for Rutgers and in the NFL with the New York Giants ... Has one sibling, Deijah ... Majoring in computer science/math ... Chose Pepperdine because "the coaching staff and the guys on the team were very welcoming.



Pepperdine has a really awesome campus. It's a small school with great academics, and it's a place where you can make close connections with the people around you."

FAVORITES: Favorites include Allen Iverson (pro basketball player), Golden State Warriors (pro basketball team), East of Eden (book), The Sandlot (movie), Parks and Recreation (TV show), Young Thug (musical artist), Chinese (food) and baseball (sport other than basketball) ... Favorite thing about basketball is "it taught me to work hard."

Season	gp-gs	min/avg	Total		3-Point		F-Throws		Rebounds				Scoring							
			fg-fga	pct	fg-fga	pct	ft-fa	pct	off	def	tot	avg	pf	fo	ast	to	blk	stl	pts	avg
2016-17	4-0	33/8.3	2-8	.250	1-6	.167	0-0	.000	1	0	1	0.3	5	0	0	0	0	1	5	1.3
TOTAL	4-0	33/8.3	2-8	.250	1-6	.167	0-0	.000	1	0	1	0.3	5	0	0	0	0	1	5	1.3

2016-17 GAME BY GAME

Date	Opponent	GS	Min	FG-FGA	3M-3A	FT-FTA	O-D-Reb	PF	A	TO	Blk	Stl	Pts
11/11	H Cal Poly	3	0-0	0-0	0-0	0-0-0	2	0	0	0	0	0	0
11/15	H Weber St.	13	1-2	0-1	0-0	1-0-1	1	0	0	0	0	2	2
11/17	H Life Pacific	13	1-6	1-5	0-0	0-0-0	1	0	0	0	1	3	3
11/21	N Central Mich.	4	0-0	0-0	0-0	0-0-0	1	0	0	0	0	0	0

PEPPERDINE MEN'S BASKETBALL 2017-18

2016-17 OVERALL STATISTICS

RECORD:	OVERALL	HOME	AWAY	NEUTRAL
ALL GAMES	9-22	7-7	1-12	1-3
CONFERENCE	5-13	4-5	1-8	0-0
NON-CONFERENCE	4-9	3-2	0-4	1-3

#	Player	gp-gs	min	avg	Total		3-Point		F-Throw		Rebounds				pf	dq	a	to	blk	stl	pts	avg
					fg-fga	fg%	3fg-fga	3fg%	ft-fa	ft%	off	def	tot	avg								
30	MURRAY JR., Lamond	31-30	1060	34.2	251-528	.475	51-134	.381	109-140	.779	36	140	176	5.7	64	0	40	81	12	35	662	21.4
14	REYES, Chris	27-27	891	33.0	145-270	.537	3-8	.375	68-118	.576	61	151	212	7.9	69	1	64	42	38	9	361	13.4
03	MAJOR, Jeremy	31-31	1021	32.9	134-366	.366	54-148	.365	42-86	.488	29	68	97	3.1	54	0	120	64	5	25	364	11.7
31	TAYLOR, Nolan	24-20	500	20.8	70-152	.461	3-16	.188	28-39	.718	30	58	88	3.7	66	3	17	18	4	13	171	7.1
00	UDENYI, Amadi	6-6	158	26.3	13-33	.394	5-13	.385	9-14	.643	2	15	17	2.8	5	0	32	13	0	10	40	6.7
21	HELLUMS, Knox	30-8	496	16.5	42-118	.356	33-78	.423	17-20	.850	5	29	34	1.1	42	0	9	24	3	6	134	4.5
01	LEE, Elijah	31-9	652	21.0	41-114	.360	15-39	.385	39-52	.750	9	55	64	2.1	49	0	86	63	3	31	136	4.4
24	LeCESNE, Craig	26-1	319	12.3	36-79	.456	3-8	.375	16-22	.727	24	46	70	2.7	41	3	20	24	3	5	91	3.5
12	GEHRING, Nate	27-5	301	11.1	33-55	.600	0-0	.000	10-24	.417	20	50	70	2.6	41	0	7	21	11	5	76	2.8
23	ALLEN, Jonathan	30-9	400	13.3	21-50	.420	10-27	.370	6-13	.462	12	44	56	1.9	57	3	15	20	3	13	58	1.9
32	YEE-STEPHENS, Kaij	4-0	33	8.3	2-8	.250	1-6	.167	0-0	.000	1	0	1	0.3	5	0	0	0	0	1	5	1.3
44	KEENAN, Ryan	24-6	185	7.7	13-22	.591	0-0	.000	3-8	.375	10	11	21	0.9	23	1	2	9	2	1	29	1.2
34	HEMPY, Kevin	19-3	179	9.4	6-15	.400	0-5	.000	1-7	.143	11	21	32	1.7	15	0	8	1	0	3	13	0.7
15	MARTIN, Caleb	5-0	5	1.0	0-0	.000	0-0	.000	0-0	.000	0	2	2	0.4	0	0	0	0	0	0	0	0.0
Team											45	47	92				9					
Total.....		31	6200		807-1810	.446	178-482	.369	348-543	.641	295	737	1032	33.3	531	11	420	389	84	157	2140	69.0
Opponents.....		31	6200		910-1875	.485	292-698	.418	378-535	.707	302	828	1130	36.5	566	15	513	337	118	191	2490	80.3

TEAM STATISTICS	PEP	OPP	Date	Opponent	Score	Att.	
SCORING	2140	2490	11/11/16	CAL POLY	w 77-68	1320	
Points per game	69.0	80.3	11/15/16	WEBER STATE	w 69-68	1020	
Scoring margin	-11.3	-	11/17/16	LIFE PACIFIC	w 85-79	985	
FIELD GOALS-ATT	807-1810	910-1875	# 11/21/16	vs Central Michigan	L 77-88	500	
Field goal pct	.446	.485	# 11/22/16	vs Little Rock	w 66-65	650	
3 POINT FG-ATT	178-482	292-698	# 11/23/16	vs St. Bonaventure	L 63-89	760	
3-point FG pct	.369	.418	11/27/16	PORTLAND STATE	L 85-91	1021	
3-pt FG made per game	5.7	9.4	12/03/16	BELMONT	L 77-85	1340	
FREE THROWS-ATT	348-543	378-535	12/07/16	at Long Beach State	L 66-75	2563	
Free throw pct	.641	.707	12/11/16	at USC	L 67-93	2928	
F-Throws made per game	11.2	12.2	12/20/16	at Louisiana	L 64-90	3582	
REBOUNDS	1032	1130	12/22/16	at Montana	L 70-71	3476	
Rebounds per game	33.3	36.5	* 12/29/16	at Gonzaga	L 62-92	6000	
Rebounding margin	-3.2	-	* 12/31/16	at Portland	L 60-73	1624	
ASSISTS	420	513	* 01/05/17	LOYOLA MARYMOUNT	w 71-70	1572	
Assists per game	13.5	16.5	* 01/07/17	SAN DIEGO	L 68-76	1007	
TURNOVERS	389	337	* 01/12/17	at Pacific	L 74-79	1669	
Turnovers per game	12.5	10.9	* 01/14/17	SANTA CLARA	L 61-75	1053	
Turnover margin	-1.7	-	* 01/19/17	at BYU	L 70-99	13410	
Assist/turnover ratio	1.1	1.5	* 01/21/17	at Saint Mary's	L 65-85	3500	
STEALS	157	191	* 01/26/17	PORTLAND	w 78-60	1079	
Steals per game	5.1	6.2	* 01/28/17	GONZAGA	L 49-96	3104	
BLOCKS	84	118	* 02/02/17	at San Francisco	L 56-77	1975	
Blocks per game	2.7	3.8	* 02/04/17	PACIFIC	w 82-72	1103	
ATTENDANCE	19158	55031	* 02/09/17	BYU	w 99-83	2375	
Home games-Avg/Game	14-1368	13-3511	* 02/11/17	at San Diego	w 65-60	1276	
Neutral site-Avg/Game	-	4-2348	* 02/16/17	at Santa Clara	L 55-106	1216	
Score by Periods	1st	2nd	Totals	* 02/18/17	at Loyola Marymount	L 61-82	2418
Pepperdine	1019	1121	2140	* 02/23/17	SAINT MARY'S	L 49-78	1106
Opponents	1180	1310	2490	* 02/25/17	SAN FRANCISCO	L 65-76	1073
				% 03/03/17	vs Pacific	L 84-89	7484

* = West Coast Conference game

= Lone Star Showcase (Cedar Park, Texas)

% = WCC Tournament (Las Vegas, Nevada)

PEPPERDINE MEN'S BASKETBALL 2017-18

2016-17 CONFERENCE STATISTICS

RECORD:	OVERALL	HOME	AWAY	NEUTRAL
ALL GAMES	5-13	4-5	1-8	0-0
CONFERENCE	5-13	4-5	1-8	0-0
NON-CONFERENCE	0-0	0-0	0-0	0-0

#	Player	gp-gs	min	avg	Total		3-Point		F-Throw		Rebounds					pts	avg					
					fg-fga	fg%	3fg-fga	3fg%	ft-fa	ft%	off	def	tot	avg	pf			dq	a	to	blk	stl
30	MURRAY JR., Lamond	18-18	633	35.2	145-305	.475	25-81	.309	74-93	.796	22	79	101	5.6	37	0	27	48	5	20	389	21.6
14	REYES, Chris	15-15	494	32.9	72-152	.474	2-7	.286	39-72	.542	31	84	115	7.7	36	1	37	20	15	4	185	12.3
03	MAJOR, Jeremy	18-18	597	33.2	73-201	.363	32-86	.372	29-50	.580	15	43	58	3.2	30	0	63	37	4	17	207	11.5
31	TAYLOR, Nolan	18-16	384	21.3	55-123	.447	3-12	.250	27-37	.730	25	45	70	3.9	50	2	12	13	3	11	140	7.8
01	LEE, Elijah	18-9	433	24.1	23-69	.333	9-27	.333	27-38	.711	3	35	38	2.1	32	0	62	37	2	17	82	4.6
21	HELLUMS, Knox	17-2	261	15.4	19-59	.322	17-44	.386	2-5	.400	2	15	17	1.0	22	0	3	8	2	2	57	3.4
24	LeCESNE, Craig	15-0	136	9.1	15-38	.395	3-8	.375	8-11	.727	9	17	26	1.7	20	1	6	7	2	2	41	2.7
23	ALLEN, Jonathan	18-7	263	14.6	12-30	.400	6-16	.375	4-11	.364	7	28	35	1.9	33	2	10	13	2	12	34	1.9
12	GEHRING, Nate	16-3	159	9.9	13-26	.500	0-0	.000	3-9	.333	9	21	30	1.9	23	0	5	9	6	3	29	1.8
44	KEENAN, Ryan	13-0	101	7.8	6-11	.545	0-0	.000	3-6	.500	3	5	8	0.6	10	0	0	4	1	1	15	1.2
34	HEMPY, Kevin	13-2	135	10.4	5-11	.455	0-3	.000	1-7	.143	9	13	22	1.7	11	0	6	0	0	2	11	0.8
15	MARTIN, Caleb	4-0	4	1.0	0-0	.000	0-0	.000	0-0	.000	0	1	1	0.3	0	0	0	0	0	0	0	0.0
Team											21	22	43				7					
Total.....		18	3600		438-1025	.427	97-284	.342	217-339	.640	156	408	564	31.3	304	6	231	203	42	91	1190	66.1
Opponents.....		18	3600		527-1074	.491	170-421	.404	215-308	.698	185	503	688	38.2	349	12	315	201	67	110	1439	79.9

TEAM STATISTICS	PEP	OPP	Date	Opponent	Score	Att.
SCORING	1190	1439	* 12/29/16	at Gonzaga	L 62-92	6000
Points per game	66.1	79.9	* 12/31/16	at Portland	L 60-73	1624
Scoring margin	-13.8	-	* 01/05/17	LOYOLA MARYMOUNT	w 71-70	1572
FIELD GOALS-ATT	438-1025	527-1074	* 01/07/17	SAN DIEGO	L 68-76	1007
Field goal pct	.427	.491	* 01/12/17	at Pacific	L 74-79	1669
3 POINT FG-ATT	97-284	170-421	* 01/14/17	SANTA CLARA	L 61-75	1053
3-point FG pct	.342	.404	* 01/19/17	at BYU	L 70-99	13410
3-pt FG made per game	5.4	9.4	* 01/21/17	at Saint Mary's	L 65-85	3500
FREE THROWS-ATT	217-339	215-308	* 01/26/17	PORTLAND	w 78-60	1079
Free throw pct	.640	.698	* 01/28/17	GONZAGA	L 49-96	3104
F-Throws made per game	12.1	11.9	* 02/02/17	at San Francisco	L 56-77	1975
REBOUNDS	564	688	* 02/04/17	PACIFIC	w 82-72	1103
Rebounds per game	31.3	38.2	* 02/09/17	BYU	w 99-83	2375
Rebounding margin	-6.9	-	* 02/11/17	at San Diego	w 65-60	1276
ASSISTS	231	315	* 02/16/17	at Santa Clara	L 55-106	1216
Assists per game	12.8	17.5	* 02/18/17	at Loyola Marymount	L 61-82	2418
TURNOVERS	203	201	* 02/23/17	SAINT MARY'S	L 49-78	1106
Turnovers per game	11.3	11.2	* 02/25/17	SAN FRANCISCO	L 65-76	1073
Turnover margin	-0.1	-				
Assist/turnover ratio	1.1	1.6				
STEALS	91	110				
Steals per game	5.1	6.1				
BLOCKS	42	67				
Blocks per game	2.3	3.7				
ATTENDANCE	13472	33088				
Home games-Avg/Game	9-1497	9-3676				
Neutral site-Avg/Game	-	0-0				

* = West Coast Conference game
= Lone Star Showcase (Cedar Park, Texas)

Score by Periods	1st	2nd	Totals
Pepperdine	570	620	1190
Opponents	681	758	1439

PEPPERDINE MEN'S BASKETBALL 2017-18

2016-17 SEASON RESULTS

RECORD:	OVERALL	HOME	AWAY	NEUTRAL
ALL GAMES	9-22	7-7	1-12	1-3
CONFERENCE	5-13	4-5	1-8	0-0
NON-CONFERENCE	4-9	3-2	0-4	1-3

Date	Opponent	Score	Att.	High Points	High Rebounds
11/11/16	CAL POLY	W 77-68	1320	(23)MURRAY JR., Lamond	(6)REYES, Chris
11/15/16	WEBER STATE	W 69-68	1020	(33)MURRAY JR., Lamond	(9)REYES, Chris
11/17/16	LIFE PACIFIC	W 85-79	985	(28)MURRAY JR., Lamond	(11)LeCESNE, Craig
11/21/16	#vs Central Michigan	77-88 L	500	(25)MURRAY JR., Lamond	(9)GEHRING, Nate
11/22/16	#vs Little Rock	W 66-65	650	(16)MAJOR, Jeremy	(10)REYES, Chris
11/23/16	#vs St. Bonaventure	63-89 L	760	(24)MURRAY JR., Lamond	(5)MURRAY JR., Lamond (5)MAJOR, Jeremy
11/27/16	PORTLAND STATE	85-91 L	1021	(24)REYES, Chris	(11)REYES, Chris
12/03/16	BELMONT	77-85 L	1340	(21)MAJOR, Jeremy (21)MURRAY JR., Lamond	(8)REYES, Chris
12/07/16	at Long Beach State	66-75 L	2563	(16)MURRAY JR., Lamond	(5)MURRAY JR., Lamond (5)REYES, Chris
12/11/16	at USC	67-93 L	2928	(19)MAJOR, Jeremy	(10)REYES, Chris
12/20/16	at Louisiana	64-90 L	3582	(14)REYES, Chris	(8)REYES, Chris
12/22/16	at Montana	70-71 L	3476	(14)MURRAY JR., Lamond	(11)MURRAY JR., Lamond
12/29/16	*at Gonzaga	62-92 L	6000	(19)MURRAY JR., Lamond	(7)MURRAY JR., Lamond
12/31/16	*at Portland	60-73 L	1624	(14)MURRAY JR., Lamond	(7)REYES, Chris
01/05/17	*LOYOLA MARYMOUNT	W 71-70	1572	(21)REYES, Chris	(8)REYES, Chris
01/07/17	*SAN DIEGO	68-76 L	1007	(23)MURRAY JR., Lamond	(7)MAJOR, Jeremy
01/12/17	*at Pacific	74-79 L	1669	(23)MURRAY JR., Lamond	(7)REYES, Chris (7)MURRAY JR., Lamond
01/14/17	*SANTA CLARA	61-75 L	1053	(32)MURRAY JR., Lamond	(7)REYES, Chris
01/19/17	*at BYU	70-99 L	13410	(23)MURRAY JR., Lamond	(11)REYES, Chris
01/21/17	*at Saint Mary's	65-85 L	3500	(29)MURRAY JR., Lamond	(6)REYES, Chris
01/26/17	*PORTLAND	W 78-60	1079	(22)MURRAY JR., Lamond	(15)REYES, Chris
01/28/17	*GONZAGA	49-96 L	3104	(13)MAJOR, Jeremy	(6)TAYLOR, Nolan
02/02/17	*at San Francisco	56-77 L	1975	(22)MURRAY JR., Lamond	(9)MURRAY JR., Lamond
02/04/17	*PACIFIC	W 82-72	1103	(26)MURRAY JR., Lamond	(11)REYES, Chris
02/09/17	*BYU	W 99-83	2375	(30)MURRAY JR., Lamond	(13)REYES, Chris
02/11/17	*at San Diego	W 65-60	1276	(17)MURRAY JR., Lamond	(7)ALLEN, Jonathan
02/16/17	*at Santa Clara	55-106 L	1216	(14)TAYLOR, Nolan	(3)ALLEN, Jonathan (3)MURRAY JR., Lamond
02/18/17	*at Loyola Marymount	61-82 L	2418	(18)MURRAY JR., Lamond	(7)LEE, Elijah
02/23/17	*SAINT MARY'S	49-78 L	1106	(17)MURRAY JR., Lamond	(6)TAYLOR, Nolan (6)MURRAY JR., Lamond
02/25/17	*SAN FRANCISCO	65-76 L	1073	(31)MURRAY JR., Lamond	(10)TAYLOR, Nolan
03/03/17	%vs Pacific	84-89 L	7484	(41)MURRAY JR., Lamond	(10)MURRAY JR., Lamond

* = West Coast Conference game

= Lone Star Showcase (Cedar Park, Texas)

% = WCC Tournament (Las Vegas, Nevada)

PEPPERDINE MEN'S BASKETBALL 2017-18

2016-17 GAME-BY-GAME STATISTICS

Opponent	Date	Score	00		01		03		12		14		15		21	
			UDENYI,AMA	LEE,ELIJAH	MAJOR,JERE	GEHRING,NA	REYES,CHRI	MARTIN,CAL	HELLUMS,KN							
CAL POLY	11/11/16	77-68	w	12-2-7	0-2-0	2-5-11	6-5-0	20-6-6	DNP	2-0-0						
WEBER STATE	11/15/16	69-68	w	0-3-4	0-0-1	8-4-1	DNP	17-9-4	DNP	0-3-0						
LIFE PACIFIC	11/17/16	85-79	w	17-6-7	6-3-0	4-0-2	DNP	13-10-1	DNP	2-1-0						
vs Central Michigan	11/21/16	77-88	L	2-2-7	8-3-3	16-2-4	2-9-0	14-8-0	DNP	6-0-0						
vs Little Rock	11/22/16	66-65	w	9-2-2	0-1-0	16-2-3	5-7-0	14-10-3	DNP	3-0-1						
vs St. Bonaventure	11/23/16	63-89	L	DNP	0-0-4	10-5-4	8-1-1	6-4-2	DNP	5-4-2						
PORTLAND STATE	11/27/16	85-91	L	0-2-5	0-2-2	17-1-5	0-2-0	24-11-2	DNP	19-0-0						
BELMONT	12/03/16	77-85	L	DNP	5-1-4	21-6-6	2-2-0	14-8-2	DNP	8-1-0						
at Long Beach State	12/07/16	66-75	L	DNP	5-3-1	8-4-7	4-1-1	15-5-2	DNP	3-2-1						
at USC	12/11/16	67-93	L	DNP	6-4-4	19-3-3	4-2-0	13-10-1	0-1-0	9-1-1						
at Louisiana	12/20/16	64-90	L	DNP	8-2-1	9-1-2	8-5-0	14-8-2	DNP	9-4-0						
at Montana	12/22/16	70-71	L	DNP	9-4-1	9-2-2	4-5-0	12-8-2	DNP	8-1-1						
at Gonzaga	12/29/16	62-92	L	DNP	0-1-3	15-3-4	0-1-0	10-6-3	DNP	6-1-1						
at Portland	12/31/16	60-73	L	DNP	9-0-2	10-4-2	4-5-0	12-7-1	DNP	6-2-0						
LOYOLA MARYMOUNT	01/05/17	71-70	w	DNP	2-4-5	11-1-3	4-6-1	21-8-3	DNP	5-0-0						
SAN DIEGO	01/07/17	68-76	L	DNP	0-1-7	11-7-4	0-0-0	20-6-3	DNP	0-0-0						
at Pacific	01/12/17	74-79	L	DNP	2-1-5	14-5-6	DNP	20-7-6	DNP	DNP						
SANTA CLARA	01/14/17	61-75	L	DNP	3-2-5	2-4-5	DNP	11-7-1	DNP	3-1-0						
at BYU	01/19/17	70-99	L	DNP	8-2-3	4-0-4	4-1-0	15-11-3	0-1-0	3-2-0						
at Saint Mary's	01/21/17	65-85	L	DNP	2-1-2	17-1-2	0-2-0	8-6-1	0-0-0	0-0-1						
PORTLAND	01/26/17	78-60	w	DNP	9-1-4	20-4-3	0-0-1	10-15-2	DNP	0-0-0						
GONZAGA	01/28/17	49-96	L	DNP	4-4-3	13-3-0	0-0-0	11-4-1	DNP	3-3-0						
at San Francisco	02/02/17	56-77	L	DNP	3-5-2	16-6-2	0-0-0	9-8-1	DNP	0-0-0						
PACIFIC	02/04/17	82-72	w	DNP	10-2-1	15-4-4	4-5-1	10-11-4	DNP	15-2-0						
BYU	02/09/17	99-83	w	DNP	16-2-6	14-4-7	5-3-1	16-13-4	DNP	0-1-0						
at San Diego	02/11/17	65-60	w	DNP	7-2-3	10-3-5	2-2-0	8-6-4	DNP	5-0-0						
at Santa Clara	02/16/17	55-106	L	DNP	0-2-3	4-1-2	2-1-1	4-0-0	DNP	3-0-1						
at Loyola Marymount	02/18/17	61-82	L	DNP	7-7-3	13-1-4	0-1-0	DNP	DNP	2-0-0						
SAINT MARY'S	02/23/17	49-78	L	DNP	0-0-1	8-3-1	4-2-0	DNP	0-0-0	6-2-0						
SAN FRANCISCO	02/25/17	65-76	L	DNP	0-1-4	10-4-5	0-1-0	DNP	0-0-0	0-3-0						
vs Pacific	03/03/17	84-89	L	DNP	7-1-3	18-4-7	4-1-0	DNP	DNP	3-0-0						

Opponent	Date	Score	23		24		30		31		32		34		44	
			ALLEN,JONA	LECESNE,CR	MURRAY JR.	TAYLOR,NOL	YEE-STEPHE	HEMPY,KEVI	KEENAN,RYA							
CAL POLY	11/11/16	77-68	w	0-0-0	6-5-0	23-4-0	DNP	0-0-0	DNP	6-3-1						
WEBER STATE	11/15/16	69-68	w	0-2-1	7-5-1	33-8-0	DNP	2-1-0	DNP	2-2-0						
LIFE PACIFIC	11/17/16	85-79	w	2-2-1	10-11-2	28-7-4	DNP	3-0-0	0-2-0	0-1-0						
vs Central Michigan	11/21/16	77-88	L	0-0-0	2-2-1	25-4-1	DNP	0-0-0	2-1-0	0-0-0						
vs Little Rock	11/22/16	66-65	w	DNP	8-7-1	9-1-3	DNP	DNP	DNP	2-1-0						
vs St. Bonaventure	11/23/16	63-89	L	0-2-0	10-4-1	24-5-0	DNP	DNP	0-0-0	0-2-0						
PORTLAND STATE	11/27/16	85-91	L	0-0-0	4-5-5	19-8-3	DNP	DNP	DNP	2-0-1						
BELMONT	12/03/16	77-85	L	2-3-0	0-2-1	21-6-1	4-2-1	DNP	0-0-0	0-1-0						
at Long Beach State	12/07/16	66-75	L	2-1-0	1-1-2	16-5-0	12-4-0	DNP	DNP	DNP						
at USC	12/11/16	67-93	L	3-4-0	0-1-0	11-1-0	2-4-0	DNP	0-0-0	0-1-0						
at Louisiana	12/20/16	64-90	L	2-0-0	2-1-0	9-5-0	3-5-1	DNP	DNP	0-1-0						
at Montana	12/22/16	70-71	L	10-3-1	DNP	14-11-0	4-1-2	DNP	DNP	DNP						
at Gonzaga	12/29/16	62-92	L	2-1-0	0-2-0	19-7-1	10-0-0	DNP	0-0-0	0-0-0						
at Portland	12/31/16	60-73	L	0-0-0	0-0-0	14-5-1	5-6-2	DNP	0-0-0	0-1-0						
LOYOLA MARYMOUNT	01/05/17	71-70	w	0-0-1	DNP	19-5-0	9-5-0	DNP	DNP	DNP						
SAN DIEGO	01/07/17	68-76	L	0-0-0	9-2-2	23-6-1	5-3-0	DNP	0-0-0	DNP						
at Pacific	01/12/17	74-79	L	0-0-1	3-1-0	23-7-3	8-2-0	DNP	0-2-0	4-2-0						
SANTA CLARA	01/14/17	61-75	L	0-0-0	8-5-3	32-6-2	0-2-0	DNP	DNP	2-0-0						
at BYU	01/19/17	70-99	L	0-0-0	6-2-0	23-3-1	4-1-0	DNP	2-2-0	1-0-0						
at Saint Mary's	01/21/17	65-85	L	0-3-0	1-1-0	29-5-2	8-2-1	DNP	0-0-0	0-0-0						
PORTLAND	01/26/17	78-60	w	5-1-2	3-1-0	22-10-1	7-3-0	DNP	DNP	2-2-0						
GONZAGA	01/28/17	49-96	L	2-2-1	0-2-0	12-5-1	2-6-0	DNP	0-2-0	2-1-0						
at San Francisco	02/02/17	56-77	L	3-2-1	0-2-0	22-9-3	0-4-0	DNP	3-1-0	0-0-0						
PACIFIC	02/04/17	82-72	w	0-0-0	0-0-0	26-8-4	2-4-1	DNP	0-1-1	DNP						
BYU	02/09/17	99-83	w	3-3-2	DNP	30-3-1	15-5-0	DNP	DNP	DNP						
at San Diego	02/11/17	65-60	w	6-7-1	DNP	17-5-1	10-5-0	DNP	DNP	DNP						
at Santa Clara	02/16/17	55-106	L	11-3-0	3-2-0	12-3-0	14-2-3	DNP	2-2-1	0-2-0						
at Loyola Marymount	02/18/17	61-82	L	2-5-0	0-1-0	18-4-1	17-4-1	DNP	0-4-0	2-0-0						
SAINT MARY'S	02/23/17	49-78	L	0-3-0	6-3-0	17-6-1	4-6-2	DNP	2-3-1	2-0-0						
SAN FRANCISCO	02/25/17	65-76	L	0-5-1	2-2-1	31-4-3	20-10-2	DNP	2-5-3	0-0-0						
vs Pacific	03/03/17	84-89	L	3-4-2	DNP	41-10-1	6-2-1	DNP	0-7-2	2-1-0						

2016-17 GAME COMPARISON STATS

Opponent	1st	2nd	Score	Mar	Total FG	FG Pct	3-Pointers	3FG Pct	Free Throws	FT Pct	Rebounds	Assist	T/Over	Block	Steal	Fouls
CAL POLY	39/31	38/37	77-68	+9	31-61/23-60	.508/.383	4-10/7-20	.400/.350	11-21/15-23	.524/.652	37/42 (5)	25/12	11/15	5/1	9/2	23/20
WEBER STATE	28/29	41/39	69-68	+1	29-65/28-52	.446/.538	1-7/7-17	.143/.412	10-15/5-10	.667/.500	38/29 +9	12/15	12/18	1/4	8/6	16/19
LIFE PACIFIC	42/32	43/47	85-79	+6	31-63/27-73	.492/.370	5-21/11-29	.238/.379	18-28/14-15	.643/.933	47/39 +8	17/12	13/9	9/3	7/4	15/21
Central Michigan	37/40	40/48	77-88	(11)	33-64/30-62	.516/.484	6-19/13-29	.316/.448	5-5/15-22	1000/.682	35/27 +8	16/13	20/10	3/2	6/7	20/14
Little Rock	32/34	34/31	66-65	+1	28-55/24-66	.509/.364	7-13/3-12	.538/.250	3-11/14-19	.273/.737	33/44 (11)	13/7	15/10	2/2	5/7	15/13
St. Bonaventure	40/42	23/47	63-89	(26)	21-55/34-67	.382/.507	8-17/12-24	.471/.500	13-19/9-12	.684/.750	32/38 (6)	14/18	11/8	5/7	3/1	16/17
PORTLAND STATE	39/44	46/47	85-91	(6)	32-62/35-66	.516/.550	11-23/7-17	.478/.412	10-14/14-18	.714/.778	35/28 +7	23/22	20/9	1/1	5/15	13/17
BELMONT	34/47	43/38	77-85	(8)	33-69/33-64	.478/.516	6-13/13-31	.462/.419	5-11/6-8	.455/.750	38/35 +3	15/17	8/9	4/3	2/4	14/15
Long Beach State	31/33	35/42	66-75	(9)	23-56/26-57	.411/.456	7-13/8-18	.538/.444	13-14/15-23	.929/.652	32/37 (5)	14/8	14/9	3/4	5/5	20/14
USC	30/48	37/45	67-93	(26)	26-68/30-53	.382/.566	8-19/12-23	.421/.522	7-11/21-27	.636/.778	37/34 +3	9/18	12/9	2/14	2/5	21/14
Louisiana	26/41	38/49	64-90	(26)	26-56/38-68	.464/.559	3-12/8-18	.250/.444	9-16/6-10	.563/.600	36/31 +5	6/16	24/10	3/4	5/12	16/13
Montana	29/37	41/34	70-71	(1)	26-50/23-53	.520/.434	6-13/13-24	.462/.542	12-16/12-17	.750/.706	35/24 +11	9/18	19/12	3/3	4/9	18/18
Gonzaga	37/44	25/48	62-92	(30)	25-55/33-70	.455/.471	6-14/10-27	.429/.370	6-7/16-24	.857/.667	27/45 (18)	12/15	20/11	1/4	6/16	18/11
Portland	23/31	37/42	60-73	(13)	19-62/25-50	.306/.500	6-22/10-22	.273/.455	16-22/13-18	.727/.722	34/36 (2)	8/14	7/14	4/6	8/3	20/19
LOYOLA MARYMOUNT	30/28	41/42	71-70	+1	28-54/26-60	.519/.433	5-13/3-11	.385/.273	10-15/15-21	.667/.714	34/32 +2	13/11	12/6	3/4	5/7	18/18
SAN DIEGO	36/37	32/39	68-76	(8)	25-54/27-56	.463/.482	6-15/9-21	.400/.429	12-20/13-19	.600/.684	27/40 (13)	17/17	11/13	5/1	5/4	18/22
Pacific	41/43	33/36	74-79	(5)	30-57/24-56	.526/.429	3-13/7-21	.231/.333	11-17/24-28	.647/.857	28/37 (9)	21/15	8/11	0/1	5/3	20/20
SANTA CLARA	24/25	37/50	61-75	(14)	21-51/27-56	.412/.482	7-21/14-29	.333/.483	12-19/7-12	.632/.583	28/36 (8)	16/17	8/7	1/2	2/4	14/19
BYU	35/51	35/48	70-99	(29)	28-69/38-73	.406/.521	2-11/8-19	.182/.421	12-23/15-24	.522/.625	32/55 (23)	11/19	11/13	2/7	10/7	19/22
Saint Mary's	33/47	32/38	65-85	(20)	27-59/33-58	.458/.569	7-19/7-18	.368/.389	4-8/12-18	.500/.667	22/38 (16)	9/17	9/9	1/3	5/6	20/11
PORTLAND	38/32	40/28	78-60	+18	27-55/21-52	.491/.404	8-18/7-16	.444/.438	16-24/11-13	.667/.846	38/25 +13	13/12	8/11	4/1	4/3	13/25
GONZAGA	21/43	28/53	49-96	(47)	19-63/41-70	.302/.586	1-12/5-21	.083/.238	10-15/9-11	.667/.818	32/44 (12)	6/21	13/9	1/8	4/8	13/16
San Francisco	21/41	35/36	56-77	(21)	20-57/32-68	.351/.471	5-16/9-25	.313/.360	11-26/4-10	.423/.400	40/44 (4)	9/17	14/9	2/3	1/10	15/21
PACIFIC	34/23	48/49	82-72	+10	28-55/28-60	.509/.467	10-21/6-24	.476/.250	16-23/10-17	.696/.588	41/31 +10	16/19	14/8	4/2	3/4	19/20
BYU	52/43	47/40	99-83	+16	37-64/28-59	.578/.475	8-15/8-28	.533/.286	17-20/19-25	.850/.760	34/29 +5	21/18	17/18	3/6	8/8	18/22
San Diego	40/27	25/33	65-60	+5	24-48/20-53	.500/.377	7-15/7-21	.467/.333	10-22/13-22	.455/.591	33/37 (4)	14/14	10/12	7/3	4/2	21/23
Santa Clara	19/54	36/52	55-106	(51)	21-51/39-61	.412/.639	3-9/22-36	.333/.611	10-14/6-7	.714/.857	19/35 (16)	11/32	15/13	0/5	3/9	15/19
Loyola Marymount	32/36	29/46	61-82	(21)	19-52/29-55	.365/.527	5-18/16-28	.278/.571	18-22/8-10	.818/.800	29/35 (6)	9/18	12/14	3/5	5/9	13/20
SAINT MARY'S	21/37	28/41	49-78	(29)	17-58/32-61	.293/.525	4-19/9-25	.211/.360	11-18/5-8	.611/.625	29/47 (18)	6/23	6/11	1/4	8/2	12/17
SAN FRANCISCO	33/39	32/37	65-76	(11)	23-61/24-56	.377/.429	4-13/13-29	.308/.448	15-24/15-21	.625/.714	37/42 (5)	19/16	8/12	0/2	5/5	18/24
Pacific	42/41	42/48	84-89	(5)	30-61/32-60	.492/.533	9-18/8-15	.500/.533	15-23/17-23	.652/.739	33/34 (1)	16/22	7/8	1/3	5/4	20/22

Note: Game totals are displayed in the format TEAM/OPPONENT for each category

PEPPERDINE MEN'S BASKETBALL 2017-18

2016-17 SEASON/CAREER SUMMARY

SEASON STATISTICS

CAREER STATISTICS

SUMMARY	gp-gs	min/g	fg%	3fg%	ft%	r/g	a/g	stl	blk	pts/g	gp-gs	min/g	fg%	3fg%	ft%	r/g	a/g	stl	blk	pts/g
MURRAY JR., Lamond	31-30	34.2	.475	.381	.779	5.7	1.3	35	12	21.4	118-64	24.4	.472	.373	.757	4.2	0.9	88	40	12.6
REYES, Chris	27-27	33.0	.537	.375	.576	7.9	2.4	9	38	13.4	27-27	33.0	.537	.375	.576	7.9	2.4	9	38	13.4
MAJOR, Jeremy	31-31	32.9	.366	.365	.488	3.1	3.9	25	5	11.7	126-123	30.2	.399	.369	.587	3.2	3.9	153	32	9.8
TAYLOR, Nolan	24-20	20.8	.461	.188	.718	3.7	0.7	13	4	7.1	24-20	20.8	.461	.188	.718	3.7	0.7	13	4	7.1
UDENYI, Amadi	6-6	26.3	.394	.385	.643	2.8	5.3	10	0	6.7	81-33	24.1	.334	.325	.623	2.0	4.1	77	2	5.6
HELLUMS, Knox	30-8	16.5	.356	.423	.850	1.1	0.3	6	3	4.5	30-8	16.5	.356	.423	.850	1.1	0.3	6	3	4.5
LEE, Elijah	31-9	21.0	.360	.385	.750	2.1	2.8	31	3	4.4	31-9	21.0	.360	.385	.750	2.1	2.8	31	3	4.4
LeCESNE, Craig	26-1	12.3	.456	.375	.727	2.7	0.8	5	3	3.5	26-1	12.3	.456	.375	.727	2.7	0.8	5	3	3.5
GEHRING, Nate	27-5	11.1	.600	.000	.417	2.6	0.3	5	11	2.8	40-9	10.0	.581	.000	.462	2.1	0.3	11	12	2.1
ALLEN, Jonathan	30-9	13.3	.420	.370	.462	1.9	0.5	13	3	1.9	48-9	11.0	.407	.375	.471	1.5	0.4	18	3	1.4
YEE-STEPHENS, Kaija	4-0	8.3	.250	.167	.000	0.3	0.0	1	0	1.3	4-0	8.3	.250	.167	.000	0.3	0.0	1	0	1.3
KEENAN, Ryan	24-6	7.7	.591	.000	.375	0.9	0.1	1	2	1.2	34-6	6.6	.600	.000	.333	0.7	0.1	1	2	1.0
HEMPY, Kevin	19-3	9.4	.400	.000	.143	1.7	0.4	3	0	0.7	19-3	9.4	.400	.000	.143	1.7	0.4	3	0	0.7
MARTIN, Caleb	5-0	1.0	.000	.000	.000	0.4	0.0	0	0	0.0	5-0	1.0	.000	.000	.000	0.4	0.0	0	0	0.0

SCORING	fg-fga	fg%	3fg-fga	3fg%	ft-fta	ft%	pts	pts/g	fg-fga	fg%	3fg-fga	3fg%	ft-fta	ft%	pts	pts/g
MURRAY JR., Lamond	251-528	.475	51-134	.381	109-140	.779	662	21.4	575-1217	.472	87-233	.373	255-337	.757	1492	12.6
REYES, Chris	145-270	.537	3-8	.375	68-118	.576	361	13.4	145-270	.537	3-8	.375	68-118	.576	361	13.4
MAJOR, Jeremy	134-366	.366	54-148	.365	42-86	.488	364	11.7	429-1074	.399	159-431	.369	219-373	.587	1236	9.8
TAYLOR, Nolan	70-152	.461	3-16	.188	28-39	.718	171	7.1	70-152	.461	3-16	.188	28-39	.718	171	7.1
UDENYI, Amadi	13-33	.394	5-13	.385	9-14	.643	40	6.7	142-425	.334	69-212	.325	101-162	.623	454	5.6
HELLUMS, Knox	42-118	.356	33-78	.423	17-20	.850	134	4.5	42-118	.356	33-78	.423	17-20	.850	134	4.5
LEE, Elijah	41-114	.360	15-39	.385	39-52	.750	136	4.4	41-114	.360	15-39	.385	39-52	.750	136	4.4
LeCESNE, Craig	36-79	.456	3-8	.375	16-22	.727	91	3.5	36-79	.456	3-8	.375	16-22	.727	91	3.5
GEHRING, Nate	33-55	.600	0-0	.000	10-24	.417	76	2.8	36-62	.581	0-0	.000	12-26	.462	84	2.1
ALLEN, Jonathan	21-50	.420	10-27	.370	6-13	.462	58	1.9	24-59	.407	12-32	.375	8-17	.471	68	1.4
YEE-STEPHENS, Kaija	2-8	.250	1-6	.167	0-0	.000	5	1.3	2-8	.250	1-6	.167	0-0	.000	5	1.3
KEENAN, Ryan	13-22	.591	0-0	.000	3-8	.375	29	1.2	15-25	.600	0-0	.000	4-12	.333	34	1.0
HEMPY, Kevin	6-15	.400	0-5	.000	1-7	.143	13	0.7	6-15	.400	0-5	.000	1-7	.143	13	0.7
MARTIN, Caleb	0-0	.000	0-0	.000	0-0	.000	0	0.0	0-0	.000	0-0	.000	0-0	.000	0	0.0

TOTALS	o-reb	d-reb	t-reb	pf	fo	ast	to	a/to	o-reb	d-reb	t-reb	pf	fo	ast	to	a/to
MURRAY JR., Lamond	36	140	176	64	0	40	81	0.5	126	369	495	218	1	107	175	0.6
REYES, Chris	61	151	212	69	1	64	42	1.5	61	151	212	69	1	64	42	1.5
MAJOR, Jeremy	29	68	97	54	0	120	64	1.9	80	318	398	281	4	494	248	2.0
TAYLOR, Nolan	30	58	88	66	3	17	18	0.9	30	58	88	66	3	17	18	0.9
UDENYI, Amadi	2	15	17	5	0	32	13	2.5	25	133	158	147	2	331	136	2.4
HELLUMS, Knox	5	29	34	42	0	9	24	0.4	5	29	34	42	0	9	24	0.4
LEE, Elijah	9	55	64	49	0	86	63	1.4	9	55	64	49	0	86	63	1.4
LeCESNE, Craig	24	46	70	41	3	20	24	0.8	24	46	70	41	3	20	24	0.8
GEHRING, Nate	20	50	70	41	0	7	21	0.3	23	62	85	45	0	11	24	0.5
ALLEN, Jonathan	12	44	56	57	3	15	20	0.8	16	58	74	73	3	20	24	0.8
YEE-STEPHENS, Kaija	1	0	1	5	0	0	0	0.0	1	0	1	5	0	0	0	0.0
KEENAN, Ryan	10	11	21	23	1	2	9	0.2	12	13	25	30	1	3	12	0.3
HEMPY, Kevin	11	21	32	15	0	8	1	8.0	11	21	32	15	0	8	1	8.0
MARTIN, Caleb	0	2	2	0	0	0	0	0.0	0	2	2	0	0	0	0	0.0

PEPPERDINE

MEN'S BASKETBALL

2017-18 RECORD BOOK
COMPETING WITH PURPOSE | #WAVESUP



WAVES



QUICK FACTS

PEPPERDINE UNIVERSITY

Location	Malibu, Calif. 90263
Founded	1937 (Malibu Campus 1972)
Enrollment	8,000 (3,000 undergraduate)
Nickname	Waves
Colors	Blue and Orange
Conference	West Coast
Home Court	Firestone Fieldhouse
capacity	3,104
opened	1973
President	Andrew K. Benton
Athletic Director	Dr. Steve Potts
Athletic Department phone	(310) 506-4150
Ticket Office phone	(866) WAVE-TIX

MEN'S BASKETBALL

Head Coach	Marty Wilson (7th season)
alma mater	Pepperdine '89
Pepperdine record (full-time)	82-103 (6 seasons)
overall record	85-113 (7 seasons)*
office phone	(310) 506-4161
* includes 13 games as Pepperdine's interim coach during the 1995-96 season	

First Season	1938-39
All-Time Record	1,212-1,058 (79 seasons)
All-Time WCC Record	430-438 (62 seasons)
NCAA Championships Appearances	13
last	2002
WCC Regular-Season Championships	12
last	2002
WCC Tournament Championships	3
last	1994

ATHLETIC COMMUNICATIONS

Director/MBKB Contact	Roger Horne
office phone	(310) 506-4455
cell phone	(805) 279-4551
e-mail	roger.horne@pepperdine.edu
Assistant Director	Jacob Breems
office phone	(310) 506-4333
e-mail	jacob.breems@pepperdine.edu
Assistant Director	Sarah Otteman
office phone	(310) 506-4160
e-mail	sarah.otteman@pepperdine.edu
Assistant Director/Video	Olivia Arns
office phone	(310) 506-4703
e-mail	olivia.arns@pepperdine.edu
Address	24255 Pacific Coast Highway
.....	Malibu, Calif. 90263
Fax	(310) 506-7459
Press Row	(310) 456-5050

Website	www.PepperdineWaves.com
Facebook	/PeppBasketball and /PepperdineWaves
Twitter	@PeppBasketball and @PepperdineWaves

TABLE OF CONTENTS

HISTORY

Pepperdine Basketball History	4-5
Year-by-Year Records	6-7
All-Time Coaching Records	7
The Streak	8-9

POSTSEASON

NCAA Tournament	10-15
NIT/NAIB Tournament	16
WCC Tournament	17-18

HONORS AND AWARDS

All-Americans	19
Conference Awards	20-21
Academic Awards	22

STATISTICS & RECORDS

Scoring	23-24
Field Goals	25
Three-Pointers	26
Free Throws	27
Rebounds	28
Assists	29
Blocked Shots	30
Steals	31
Participation	32
Double-Doubles	33
Freshmen	34
Yearly Statistical Leaders	36-39
Yearly Team/Opponent Statistics	40-42
Team Single-Game Records	43
Opponent Single-Game Records	44
Postseason	45
WCC Tournament	46-47
All-Time Starting Fives	48-49
All-Time Roster	50-59
All-Time Assistant Coaches	60

PRO BASKETBALL

Waves in the NBA Draft	61
William "Bird" Averitt	61
Doug Christie	62
Dennis Johnson	62
Waves in the NBA	63-66

ALL-TIME RESULTS

All-Time Game-by-Game Results	67-79
Records vs. WCC Opponents	80-82
Records vs. Selected Other Opponents	84-86

FIRESTONE FIELDHOUSE

Firestone Fieldhouse	88-89
----------------------------	-------

PEPPERDINE BASKETBALL HISTORY

Since its infancy at the old Los Angeles campus at the corner of 79th and Vermont Streets, Pepperdine basketball has been characterized by excellence. The Waves have established a proud history of success during their 79 seasons of intercollegiate play, compiling a cumulative overall record of 1,212-1,058 (.534).

Over the years, the Waves have made 28 postseason appearances (13 in the NCAA Tournament), captured at least a share of 16 conference titles, won three West Coast Conference Tournament titles and sent dozens of players into professional basketball.

Pepperdine fielded its first-ever basketball team during the 1938-39 season. Head coach Wade Ruby's squad posted an overall record of 16-13, defeating the likes of La Verne, Occidental and Whittier along with a collection of AAU and club teams.

Al Duer assumed the head coaching chores the next year, and he directed the Pepperdine basketball program to tremendous heights. From 1940-48, Duer notched a nine-year record of 176-102 (.633) and six of his teams advanced to postseason play.

In just the fourth season of the program's existence, Pepperdine went to a national tournament for the first time but lost in its initial game at the 1942 NAIB Tournament in Kansas City, Mo. In 1944, Pepperdine competed in the NCAA Tournament for the first time, but lost to Iowa State and Missouri in games played in Kansas City, Mo.

Pepperdine reached the championship game of the 32-team NAIB Tournament in 1945, losing to Loyola-New Orleans by a final score of 49-36 in Kansas City, Mo.

Duer eventually served as the executive director of the National Association of Intercollegiate Athletics from 1949-75, and was later inducted into the Naismith Basketball Hall of Fame in 1982 for his outstanding contributions to the sport.

Robert "Duck" Dowell succeeded Duer as head coach prior to the 1948-49 campaign and served in that capacity for 20 seasons, compiling a career mark of 263-264 (.499). Dowell directed Pepperdine to four consecutive California Collegiate Athletic Association titles from 1950-53, and the Waves advanced to the NAIB Tournament in 1950, 1951 and 1952.

Pepperdine joined the West Coast Conference in 1955-56 and the Waves still battle many long-time rivals from that era, including Loyola Marymount, Saint Mary's, San Francisco and Santa Clara.

Dowell's 1961-62 ballclub won the WCC regular-season championship for the first time and advanced to the NCAA Tournament for just the second time in school history. Led by All-WCC selections Harry Dinnel and Bob Warlick, Pepperdine lost a narrow 69-67 decision to Oregon State before rebounding to defeat Utah State by a final score of 75-71 in games played at Smith Fieldhouse in Provo, Utah.

Following Dowell's retirement, Gary Colson assumed the head coaching duties in the summer of 1968. Colson completed his 11-year coaching tenure at Pepperdine with a record of 153-137 (.528).

In the program's early years, home games were played at a variety of places besides the venerable Campus Gym. For example, the team played at such historic sports venues as The Great Western Forum and the Los Angeles Sports Arena. Other "home" sites included Culver City Auditorium, El Segundo High School, Morningside High School and the Pan-Pacific Auditorium.

But Pepperdine moved its campus to Malibu in 1972, and the change of location signaled the beginning of better fortunes for the Waves, as the attractive beachside setting helped attract quality recruits.

Pepperdine basketball moved into its permanent home on Nov. 30, 1973, when the Waves played their first game at the 3,104-seat Firestone Fieldhouse in Malibu. Although Pepperdine lost that first game — to Pacific, by a score of 52-50 — the Waves have developed a decided homecourt advantage during the facility's 43-year history. The Waves have compiled a cumulative record of 392-195 (.668) in games played at Firestone Fieldhouse, and won a school-record 30 consecutive home games from 1984-86.

Junior guard William "Bird" Averitt was the nation's leading scorer during the 1972-73 season when he averaged 33.9 points a game. The All-American guard set a single-game Pepperdine scoring record on Jan. 6, 1973, when he tallied 57 points against Nevada. Averitt went on to play professional basketball with the Buffalo Braves, Kentucky Colonels, New Jersey Nets and San Antonio Spurs.

Paced by the play of All-WCC selections Dennis Johnson, Marcos Leite and Ollie Matson Jr., Pepperdine won the WCC championship in 1976 and advanced to the NCAA Tournament for the first time since 1962. The Waves defeated Memphis by the final score of 87-77 in a first-round game at the McKale Center in Tucson, Ariz., before losing to UCLA at Pauley Pavilion by a 70-61 count.


Johnson, a junior college transfer who played at Pepperdine just one season, enjoyed a professional career with the Boston Celtics, Phoenix Suns and the Seattle SuperSonics. Regarded as one of the game's all-time great defensive players, Johnson was named the Most Valuable Player at the 1979 NBA Finals. He was inducted into the Naismith Hall of Fame in 2010.

The Waves advanced to the NCAA Tournament again in 1979, slipping past Utah in a first-round contest by a 92-88 margin in overtime before losing to the Bruins at Pauley Pavilion by a final score of 76-71 in what was Colson's final game as head coach.

Jim Harrick then took over the head coaching assignment and during his nine-year run,



AL DUER



ROBERT "DUCK" DOWELL



GARY COLSON



JIM HARRICK

PEPPERDINE BASKETBALL HISTORY

Pepperdine teams compiled a cumulative record of 167-97 (.633) and advanced to postseason play six times. His Waves went on to the NCAA Tournament four times (1981, 1982, 1985 and 1986) plus earned berths to the National Invitation Tournament in 1980 and 1988. Pepperdine won or shared the league championship in 1981, 1982, 1983, 1985 and 1986.

The Waves earned their lone NCAA Tournament victory under Harrick in 1982, defeating Pittsburgh in a first-round game at Friel Court in Pullman, Wash., by a final score of 99-88. Pepperdine was beaten in the second round by Oregon State, as the Beavers controlled the tempo of the game and posted a 70-51 victory.

In what may be the most memorable NCAA Tournament game in Pepperdine history, the Waves lost a heartbreaking first-round decision in 1983 to North Carolina State at Gill Coliseum in Corvallis, Ore., by a final score of 69-67 in double overtime. Pepperdine led the Wolfpack by six points with a little more than one minute to play in regulation, but missed free throws cost the Waves, and North Carolina State began its dream run to the national championship.

Pepperdine participated in the first-ever preseason NIT in 1985, and the Waves lost a hard-fought 67-61 decision to Kansas at McNichols Arena in Denver. Led by two-time WCC Most Valuable Player Dwayne Polee, the Waves cruised to a 25-5 record in 1985-86, which ended with a 69-64 loss to Maryland in a first-round NCAA Tournament game at the Long Beach Arena.

In 1988, Harrick was hired as the head coach at UCLA, and assistant Tom Asbury was elevated to direct the Waves. In six seasons at the helm, Asbury-led Pepperdine teams advanced to postseason play on five occasions and notched a cumulative record of 125-59 (.679) during his first stint as head coach. The Waves competed in the NCAA Tournament in 1991, 1992 and 1994, while the 1989 and 1993 squads advanced to the second round of the NIT.

In 1994, Pepperdine battled a highly touted Michigan team on even terms before falling to the Wolverines by a final score of 78-74 in overtime in a first-round NCAA Tournament game at the Kansas Coliseum in Wichita, Kan.

Under Asbury's guidance, Pepperdine won regular-season WCC titles in 1991, 1992 and 1993, while the 1991, 1992 and 1994 teams captured the WCC Tournament crown. Pepperdine established a conference record by winning 32 consecutive games against league opponents from 1991-93 (38 straight including conference tournament games).

Swingman Doug Christie attracted dozens of NBA scouts to Firestone Fieldhouse and was a first-round draft pick by the Seattle SuperSonics in 1992. In a 15-year pro career, Christie played for seven NBA teams.

Forward Dana Jones was a four-year starter for Asbury, and he is the only player in Pepperdine history to lead the team in four of the five primary stat categories during the same season, as he averaged 18.4 points, 9.7 rebounds, 2.5 steals and 1.3 blocked shots a game as a senior during the 1993-94 campaign.

After Asbury's departure there were a few down years, but Lorenzo Romar rebuilt the Pepperdine program in the late 1990s. Romar's 1997-98 team compiled a 17-10 record and was the second-most improved NCAA Division I program in the country. The Waves advanced to the NIT in 1999 — ending a four-year postseason drought — but lost a 65-61 decision to Colorado at the Coors Events Center in Boulder, Colo.

Pepperdine entered the new century under the guidance of Jan van Breda Kolff. Utilizing a variety of pressure defenses, the Waves rolled to a 25-9 record in 1999-2000 — matching the modern-era single-

season school record for wins. Pepperdine won its first WCC regular-season title since 1993. The Waves emerged as the Cinderella team of the 2000 NCAA Tournament after embarrassing Indiana by a final score of 77-57 at the HSBC Arena in Buffalo, N.Y., but Pepperdine lost a 75-67 second-round decision to Oklahoma State.


Led by standout guard Brandon Armstrong, the Waves compiled a 22-9 record during the 2000-01 season. Pepperdine advanced to the NIT for the sixth time and posted a 72-69 first-round win at Wyoming before losing an 81-78 decision to New Mexico at The Pit in Albuquerque. Armstrong was the No. 23 pick overall by the Houston Rockets, and was subsequently traded to the New Jersey Nets.

Former Phoenix Suns and Seattle SuperSonics head coach Paul Westphal was hired in April 2001 to succeed van Breda Kolff, who accepted a position at St. Bonaventure. Pepperdine rolled to a 22-9 record in his first season and tied nationally ranked Gonzaga for the WCC regular-season title. The Waves defeated the likes of Brigham Young, UCLA and USC to earn an at-large berth to the NCAA Tournament. Pepperdine lost an 83-74 first-round decision to Wake Forest at Arco Arena in Sacramento, Calif.


Unfortunately, that would be the only postseason appearance during Westphal's five-year tenure, and he finished his time as head coach with an overall record of 76-72 (.514).

After two seasons with Vance Walberg at the helm, Asbury returned to Malibu prior to the 2008-09 season in order to bring some order to the program's rocky recent history. He spent three seasons helping restore Pepperdine's foundation before handing the reins over to Marty Wilson at the conclusion of the 2010-11 season. Wilson returned the Waves to the postseason with berths in the College Basketball Invitational in 2015 and 2016.

Also in 2016, three-time All-WCC first team selection Stacy Davis (1,786 career points) broke Dane Suttle's scoring record, a program record that had stood for 33 seasons. A year later, Jeremy Major broke Mark Wilson's 33-year-old school record for assists and finished with 494.



LORENZO ROMAR



TOM ASBURY



PAUL WESTPHAL



MARTY WILSON

YEAR-BY-YEAR RECORDS

YEAR	COACH	OVERALL						CONFERENCE						WCC TOURN.	POST-SEASON
		W	L	PCT	H	A	N	W	L	PCT	FINISH	H	A		
1938-39	Wade Ruby	16	13	.552	—	—	—	—	—	—	—	—	—	—	—
1939-40	Al Duer	15	11	.577	—	—	—	—	—	—	—	—	—	—	—
1940-41	Al Duer	10	15	.400	—	—	—	—	—	—	—	—	—	—	—
1941-42	Al Duer	19	7	.731	9-3	7-3	3-1	—	—	—	—	—	—	—	NAIB
1942-43	Al Duer	26	9	.743	—	—	—	—	—	—	—	—	—	—	NAIB
1943-44	Al Duer	20	14	.588	—	—	—	—	—	—	—	—	—	—	NCAA
1944-45	Al Duer	24	13	.649	11-5	8-6	5-2	—	—	—	—	—	—	—	NAIB
1945-46	Al Duer	26	9	.743	10-3	9-3	7-3	—	—	—	—	—	—	—	NAIB
1946-47	Al Duer	14	13	.518	—	—	—	—	—	—	—	—	—	—	—
1947-48	Al Duer	22	11	.667	12-4	7-5	3-2	—	—	—	—	—	—	—	—
1948-49	Robert Dowell	19	11	.633	14-0	2-8	3-3	—	—	—	—	—	—	—	—
1949-50	Robert Dowell	21	12	.636	10-1	7-10	4-1	8	2	.800	1st CCAA	5-0	3-2	—	NAIB
1950-51	Robert Dowell	25	8	.758	15-0	7-6	3-2	10	0	1.000	1st CCAA	5-0	5-0	—	NAIB
1951-52	Robert Dowell	20	5	.800	14-2	6-2	0-1	7	1	.875	1st CCAA	4-0	3-1	—	NAIB
1952-53	Robert Dowell	18	8	.692	11-4	7-3	0-1	8	2	.800	1st CCAA	4-1	4-1	—	—
1953-54	Robert Dowell	15	10	.600	11-2	4-8	0-0	4	6	.400	T-4th CCAA	3-2	1-4	—	—
1954-55	Robert Dowell	16	9	.640	10-2	6-5	0-2	—	—	—	—	—	—	—	—
1955-56	Robert Dowell	2	23	.080	2-9	0-14	0-0	0	14	.000	8th WCC	0-7	0-7	—	—
1956-57	Robert Dowell	7	18	.280	3-10	4-8	0-0	2	12	.143	8th WCC	1-6	1-6	—	—
1957-58	Robert Dowell	15	11	.577	9-5	6-6	0-0	5	7	.417	T-4th WCC	2-4	3-3	—	—
1958-59	Robert Dowell	16	8	.667	12-2	3-6	1-0	8	4	.667	3rd WCC	5-1	3-3	—	—
1959-60	Robert Dowell	14	11	.560	7-1	6-8	1-2	8	4	.667	3rd WCC	6-0	2-4	—	—
1960-61	Robert Dowell	9	16	.360	6-6	2-9	1-1	3	9	.333	6th WCC	2-4	1-5	—	—
1961-62	Robert Dowell	20	7	.741	9-2	9-2	2-3	11	1	.917	1st WCC	5-1	6-0	—	NCAA
1962-63	Robert Dowell	14	11	.560	9-2	3-8	2-1	6	6	.500	T-4th WCC	4-2	2-4	—	—
1963-64	Robert Dowell	6	19	.240	5-6	1-10	0-3	3	9	.250	T-6th WCC	2-4	1-5	—	—
1964-65	Robert Dowell	6	19	.240	4-6	1-9	1-4	3	11	.214	7th WCC	2-5	1-6	—	—
1965-66	Robert Dowell	2	24	.077	2-8	0-13	0-3	1	13	.071	8th WCC	1-6	0-7	—	—
1966-67	Robert Dowell	9	17	.346	6-6	2-10	1-1	5	9	.357	6th WCC	3-4	2-5	—	—
1967-68	Robert Dowell	9	17	.346	9-5	0-10	0-2	2	12	.143	8th WCC	2-5	0-7	—	—
1968-69	Gary Colson	14	12	.538	9-4	4-8	1-0	6	8	.429	5th WCC	3-4	3-4	—	—
1969-70	Gary Colson	14	12	.538	10-3	4-9	0-0	7	7	.500	T-5th WCC	5-2	2-5	—	—
1970-71	Gary Colson	12	13	.480	8-6	3-7	1-0	4	10	.286	T-6th WCC	2-5	2-5	—	—
1971-72	Gary Colson	10	15	.400	6-7	3-8	1-0	5	9	.357	6th WCC	2-5	3-4	—	—
1972-73	Gary Colson	14	11	.560	11-2	2-8	1-1	7	7	.500	T-3rd WCC	6-1	1-6	—	—
1973-74	Gary Colson	8	18	.308	5-10	3-8	0-0	4	10	.286	T-6th WCC	1-6	3-4	—	—
1974-75	Gary Colson	17	8	.680	11-4	6-4	0-0	8	6	.571	3rd WCC	4-3	4-3	—	—
1975-76	Gary Colson	22	6	.786	17-1	4-5	1-0	10	2	.833	1st WCC	6-0	4-2	—	NCAA
1976-77	Gary Colson	13	13	.500	10-4	2-9	1-0	5	9	.357	6th WCC	4-3	1-6	—	—
1977-78	Gary Colson	7	19	.269	6-8	0-11	1-0	2	12	.143	8th WCC	2-5	0-7	—	—
1978-79	Gary Colson	22	10	.688	14-2	4-7	4-1	10	4	.714	2nd WCC	6-1	4-3	—	NCAA
1979-80	Jim Harrick	17	11	.607	9-4	6-6	2-1	9	7	.563	T-5th WCC	6-2	3-5	—	NIT
1980-81	Jim Harrick	16	12	.571	9-3	6-8	1-1	11	3	.786	T-1st WCC	6-1	5-2	—	—
1981-82	Jim Harrick	22	7	.759	13-1	7-4	2-2	14	0	1.000	1st WCC	7-0	7-0	—	NCAA
1982-83	Jim Harrick	20	9	.690	13-4	7-4	0-1	10	2	.833	1st WCC	5-1	5-1	—	NCAA
1983-84	Jim Harrick	15	13	.536	10-5	5-7	0-1	6	6	.500	T-4th WCC	3-3	3-3	—	—
1984-85	Jim Harrick	23	9	.719	13-0	9-7	1-2	11	1	.917	1st WCC	6-0	5-1	—	NCAA
1985-86	Jim Harrick	25	5	.833	15-0	8-3	2-2	13	1	.929	1st WCC	7-0	6-1	—	NCAA
1986-87	Jim Harrick	12	18	.400	8-5	2-11	2-2	5	9	.357	7th WCC	4-3	1-6	Runner-up	—


YEAR-BY-YEAR RECORDS

YEAR	COACH	OVERALL						CONFERENCE						WCC TOURN.	POST-SEASON
		W	L	PCT	H	A	N	W	L	PCT	FINISH	H	A		
1987-88	Jim Harrick	17	13	.567	11-2	4-10	2-1	8	6	.571	4th WCC	6-1	2-5	Semifinals	NIT
1988-89	Tom Asbury	20	13	.606	10-3	8-7	2-3	10	4	.714	T-2nd WCC	7-0	3-4	Semifinals	NIT
1989-90	Tom Asbury	17	11	.607	10-2	4-7	3-2	10	4	.714	2nd WCC	6-1	4-3	Semifinals	—
1990-91	Tom Asbury	22	9	.710	10-4	8-3	4-2	13	1	.919	1st WCC	6-1	7-0	Champions	NCAA
1991-92	Tom Asbury	24	7	.774	11-2	10-3	3-2	14	0	1.000	1st WCC	7-0	7-0	Champions	NCAA
1992-93	Tom Asbury	23	8	.742	10-3	11-4	2-1	11	3	.786	1st WCC	5-2	6-1	Runner-up	NIT
1993-94	Tom Asbury	19	11	.633	9-3	6-5	4-3	8	6	.571	T-2nd WCC	4-3	4-3	Champions	NCAA
1994-95	Tony Fuller	8	19	.296	7-5	0-11	1-3	4	10	.286	T-6th WCC	4-3	0-7	1st Round	—
1995-96	Tony Fuller/Marty Wilson	10	18	.357	2-8	6-7	2-3	2	12	.143	8th WCC	0-7	2-5	Semifinals	—
1996-97	Lorenzo Romar	6	21	.222	5-7	1-11	0-3	4	10	.286	T-6th WCC	3-4	1-6	1st Round	—
1997-98	Lorenzo Romar	17	10	.630	10-2	6-7	1-1	9	5	.643	2nd WCC	5-2	4-3	1st Round	—
1998-99	Lorenzo Romar	19	13	.594	12-2	6-8	1-3	9	5	.643	T-2nd WCC	6-1	3-4	Semifinals	NIT
1999-00	Jan van Breda Kolff	25	9	.735	11-1	10-5	4-3	12	2	.857	1st WCC	7-0	5-2	Runner-up	NCAA
2000-01	Jan van Breda Kolff	22	9	.710	10-2	9-6	3-1	12	2	.857	2nd WCC	6-1	6-1	Semifinals	NIT
2001-02	Paul Westphal	22	9	.710	11-1	7-6	4-2	13	1	.929	T-1st WCC	7-0	6-1	Runner-up	NCAA
2002-03	Paul Westphal	15	13	.536	6-6	6-6	3-1	7	7	.500	4th WCC	4-3	3-4	1st Round	—
2003-04	Paul Westphal	15	16	.484	8-4	5-8	2-4	9	5	.643	T-2nd WCC	5-2	4-3	Semifinals	—
2004-05	Paul Westphal	17	14	.548	9-3	3-8	5-3	6	8	.428	T-5th WCC	4-3	2-5	Quarterfinals	—
2005-06	Paul Westphal	7	20	.350	6-6	1-13	0-1	3	11	.214	8th WCC	3-4	0-7	1st Round	—
2006-07	Vance Walberg	8	23	.258	3-9	3-12	2-2	4	10	.286	T-7th WCC	2-5	2-5	1st Round	—
2007-08	V. Walberg/E. Bridgeland	11	21	.344	4-6	5-13	2-2	4	10	.286	6th WCC	2-5	2-5	Quarterfinals	—
2008-09	Tom Asbury	9	23	.281	5-10	2-11	2-2	5	9	.357	6th WCC	3-4	2-5	Quarterfinals	—
2009-10	Tom Asbury	7	24	.226	5-11	0-12	2-1	3	11	.215	T-6th WCC	3-4	0-7	1st Round	—
2010-11	Tom Asbury	12	21	.364	7-7	2-13	3-1	5	9	.357	6th WCC	4-3	1-6	Quarterfinals	—
2011-12	Marty Wilson	10	19	.345	6-7	4-10	0-2	4	12	.250	7th WCC	3-5	1-7	2nd Round	—
2012-13	Marty Wilson	12	18	.400	6-7	5-10	1-1	4	12	.250	T-7th WCC	2-6	2-6	2nd Round	—
2013-14	Marty Wilson	15	16	.484	8-6	6-7	1-3	8	10	.444	5th WCC	5-4	3-6	Quarterfinals	—
2014-15	Marty Wilson	18	14	.563	10-5	7-7	1-2	10	8	.556	4th WCC	5-4	5-4	Semifinals	CBI
2015-16	Marty Wilson	18	14	.563	10-3	6-8	2-3	10	8	.556	4th WCC	6-3	4-5	Semifinals	CBI
2016-17	Marty Wilson	9	22	.290	7-7	1-12	1-3	5	13	.278	8th WCC	4-5	1-8	1st Round	—
TOTAL	79 SEASONS	1,212	1,058	.534				467	449	.510					

WCC: 430 438 .495

PEPPERDINE ALL-TIME COACHING RECORDS

COACH	SEASONS	YEARS	W	L	PCT.
Robert Dowell	1949-68	20	263	264	.499
Al Duer	1940-48	9	176	102	.633
Jim Harrick	1980-88	9	167	97	.633
Gary Colson	1969-79	11	153	137	.528
Tom Asbury	1989-94, 2009-11	9	153	127	.546
Marty Wilson	1996 (interim), 2012-17	7	85	113	.429
Paul Westphal	2002-06	5	76	72	.514
Jan van Breda Kolff	2000-01	2	47	18	.723
Lorenzo Romar	1997-99	3	42	44	.488
Wade Ruby	1939	1	16	13	.552
Tony Fuller	1995-96	2	15	27	.357
Vance Walberg	2007-08	2	14	35	.286
Eric Bridgeland	2008 (interim)	1	5	9	.357
TOTALS		79	1,212	1,058	.534



TOM ASBURY, JIM HARRICK & MARTY WILSON

“THE STREAK”

The West Coast Conference has provided some memorable moments in men's basketball throughout its duration since it was created in 1952. San Francisco, Santa Clara and Saint Mary's were three of the original five members (Pacific and San Jose State being the other two) that came together to form the California Basketball Association to play basketball in the Bay Area. Pepperdine and Loyola Marymount joined shortly thereafter in 1955, Portland in 1976, and Gonzaga and San Diego in 1979.

It has been a league defined by its great players, coaches, teams and a few incredible winning streaks. But none better than the winning streak by the Pepperdine Waves from Jan. 12, 1991 to Jan. 29, 1993, which ran for 38 consecutive games against conference opponents (32 regular-season contests plus six WCC Tournament games).

Before the Waves' amazing run, the San Francisco Dons were the proud owners of a 31-game winning streak in conference play from 1954-57. Led by two-time All-American Bill Russell, K.C. Jones and Mike Farmer, the Dons dominated league play en route to back-to-back national championships in 1955 and 1956.

Not only did San Francisco win 31 straight conference games, but they also won 51 straight regular-season games and 60 consecutive overall, including NCAA Tournament games from 1955-57.

Incredibly, it would be another 36 years later before a team from Malibu would break the record. Those Pepperdine Waves were special. They didn't possess a 6-foot-10 future NBA Hall of Famer patrolling the paint. What they did have were a group of great competitors who trusted in each other and had the uncanny ability to go on the road and defy all odds. The likes of Doug Christie, Geoff Lear, Dana Jones and Damin Lopez each possessed a 'refuse to lose' attitude that transcended to their teammates from one year to the next.

"It was a team that had mental toughness and was so competitive," Asbury said. "They executed better on the road than at home. They were such great competitors, very fierce. They made everyone else better."



TOM ASBURY

The streak began following a home loss to San Diego that began the conference season on Jan. 11, 1991. The very next night the Waves regrouped and defeated Santa Clara, 67-61, behind Christie's 22 points.

Any kind of winning streak would not only include great execution but some luck thrown in there — literally. On January 26 at Saint Mary's, Lear scored 19 points but none more important than his 15 foot, off-balance, fading-toward-the-baseline shot at the buzzer that gave the Waves a thrilling 79-78 victory. The streak was only five games old.

"We were good but had some luck along the way," said Marty Wilson, an assistant coach then and now the associate head coach. "That shot could have easily bounced out."

But it didn't.

Six nights later and back at home, Pepperdine had to once again fight off the stubborn Gaels of Saint Mary's with an exciting 82-78 double-overtime win. Christie recorded a triple-double with 21 points, 11 assists and 10 rebounds. It is believed to be the only triple-double in Waves history.

Pepperdine (which won the WCC regular-season title, finishing 13-1 by winning 13 in a row) won its first two WCC Tournament games, leading up to a third meeting with Saint Mary's for the tournament crown. Despite losing Christie to a knee injury in the opening round, the Waves would win their first-ever WCC Tournament championship and complete the trifecta over the Gaels with another exhilarating triumph, 71-68, in overtime. Lear scored 32 points and grabbed 14 rebounds, which earned him the MVP of the tournament.

In 1991, Christie was named the WCC's Player of the Year, Lear made his second All-WCC appearance and Jones was named the league's

Freshman of the Year.

Three heartbreaking losses for Saint Mary's, while just one win over the Waves would have ended a streak that no one realized was just at its beginning.

"It takes some luck to have a streak like this," said Asbury, who won his first WCC Coach of the Year award that season.

With all five starters returning, the 1991-92 season proved to be one of the greatest seasons ever in Pepperdine lore. The Waves thoroughly dominated their league opposition by running the table with a perfect mark of 14-0 in league and 3-0 in the WCC Tournament. At the conclusion of the season, the streak stood at 33 overall (27 in the regular season).

The 17 wins vs. WCC opponents were by an average of 11.8 points and only five victories were in single digits. The home wins were as dominant as ever by a 15.7-point average margin of victory. Having a home crowd behind you is always important for home court advantage. But what separates the good teams from the great teams is the ability to win away from home. For the second consecutive season, the Waves went 10-0 against conference opponents on the road or at a neutral site.

"One key ingredient to the streak was that the team was ultra-competitive on the road," Asbury added. "When we hit the mid-20s, we started thinking, 'whew ... look at what we are doing here.' We had a good balance of shooters, smart players and even better competitors. They were such a good road team in a really good era."

One impressive part of the streak that gets overlooked — with the exception of the coaching staff — was Pepperdine's 27-game WCC road winning streak that began on March 3, 1990 and lasted until February 25, 1993. It included 21 road victories and six neutral-court contests at WCC Tournaments.

"The team had an 'everyone against us' mentality on the road," Wilson said. "We always told our players to treat it as a business trip. Take care of your business and we can go home. They knew what to do and they knew the plan. They challenged each other every day. Just some great people in the program. They became closer along the way."

Damin Lopez, the Waves' assistant coach now and the starting point guard for much of the streak, agreed with Wilson's thoughts.

"The bond and the trust that the team had in each other made it

THE STREAK

1991

1/11	* San Diego	H	L	88-91
1/12	* Santa Clara	H	W	67-61
1/16	* Loyola Marymount	H	W	91-79
1/19	* Loyola Marymount	A	W	101-95
1/25	* San Francisco	A	W	84-67
1/26	* Saint Mary's	A	W	79-78
2/1	* Saint Mary's	H	W	82-78ot2
2/2	* San Francisco	H	W	72-57
2/7	* Portland	A	W	87-74
2/9	* Gonzaga	A	W	80-56
2/15	* Gonzaga	H	W	84-56
2/16	* Portland	H	W	81-58
2/21	* Santa Clara	A	W	77-66
2/23	* San Diego	A	W	75-69
3/2	% San Francisco	N	W	97-62
3/3	% San Francisco	N	W	65-56
3/4	% Saint Mary's	N	W	71-68ot

* West Coast Conference game
% WCC Tournament (Santa Clara, Calif.)

1992


1/11	* Loyola Marymount	H	W	94-84
1/16	* Gonzaga	A	W	68-66
1/18	* Portland	A	W	94-73
1/24	* San Francisco	H	W	77-64
1/25	* Saint Mary's	H	W	69-52
1/31	* Saint Mary's	A	W	76-64
2/1	* San Francisco	A	W	68-62
2/7	* Santa Clara	H	W	75-53
2/8	* San Diego	H	W	71-58
2/13	* San Diego	A	W	79-67
2/15	* Santa Clara	A	W	52-48
2/22	* Loyola Marymount	A	W	103-89
2/28	* Portland	H	W	79-56
2/29	* Gonzaga	H	W	75-63
3/7	% Portland	A	W	97-83
3/8	% San Francisco	N	W	67-65
3/9	% Gonzaga	N	W	73-70

* West Coast Conference game
% WCC Tournament (Portland, Ore.)

1993

1/15	* Gonzaga	H	W	67-66
1/16	* Portland	H	W	80-69
1/22	* San Francisco	A	W	71-66
1/23	* Saint Mary's	A	W	54-46
1/29	* Saint Mary's	H	W	65-53
1/30	* San Francisco	H	L	72-75

* West Coast Conference game



DAMIN LOPEZ

so much easier to go on the road. We had each others' back," Lopez said. "It was fun. Just watching the opponent and knowing and feeling that the tide was changing late in the game at the same time. With about five minutes left in each game, they knew, here we come. The opponents had a mental wall to overcome. You could see it in their eyes. We never lost our poise and our focus. We never lost our belief that we would win."

Lopez was the smallest player in the WCC at 5-foot-8 but had the heart and determination that stood out amongst all who challenged him or his teammates. He was the point guard, an extension of his coach on the floor. Yet Lopez knew what a special team he was a part of and where he fit in.

"I never felt that I had more responsibility than the seventh or eighth guy on the team," said Lopez. "Everyone knew their roles and that's why it was so unique. No one said to anyone else, 'you need to do this ...' We had huge trust in each other. Everything clicked in for a long period of time. The streak was high-pressure, intense and powerful in nature. Yet it was the most fun you could ever imagine."

The Waves rolled right along through their WCC schedule as the wins began to build up. With each win came more media exposure.

"It was hard to keep it away," Asbury stated. "It was such a big issue wherever we went and whenever we played."

In 1992, wins 28, 29, 30 and 31 came by 12 points or more. But in order to break the record of 31 straight, Pepperdine would have to beat the team that held the record, San Francisco, in the semifinals of the WCC Tournament in Portland, Ore.

The game wouldn't be easy by any stretch of the imagination. The Waves took a 29-28 lead into intermission. Trailing 65-63 with 29 seconds left, Jones made two free throws to tie the game. After a San Francisco turnover, the Waves had the ball for the final shot. Lopez was dribbling the ball and intended to take a desperation half-court shot for the win. Shockingly, a reach-in foul was called on USF with no time left. 0:00 on the clock, Lopez to the foul line for two shots. All that was needed was one make and the Waves would have the record.

"Doug Christie came over to me and said, 'These are yours, big guy,' in his usual funny way," Lopez remembered. "I stepped to the line and hit them. There was hardly any pressure because at worst we were going to overtime."

No pressure? A chance to win a game with no time on the clock. A chance to move into the WCC's championship game. A chance to break a 36-year-old record. No pressure? Apparently not. He made both free throws.

"Damin was so fundamentally sound and mentally tough," Asbury said. "He was a great foul shooter who was oblivious to pressure. He had great confidence and he understood the game through our eyes."

Pepperdine won 67-65 and cemented its place in WCC history. Lear scored 20, Jones had 16, Christie added 10 and Lopez chipped in eight. The record was theirs! The Waves extended it to 33 consecutive wins the next day with a 73-70 victory over Gonzaga in the WCC championship game. Christie was named the Tournament's MVP after scoring 26 points, grabbing six rebounds, dishing out eight assists and collecting three steals.

The Waves had their second consecutive WCC regular-season title and WCC tournament championship. They became the second team to go 14-0 in league and win the tournament title in the same season. Asbury



DOUG CHRISTIE

earned his second straight WCC Coach of the Year award while Christie won the WCC Player of the Year for the second consecutive time. Lear received his third All-WCC selection and Jones made his first All-WCC spot. Lopez was an honorable mention All-WCC pick.

Despite losing the likes of Christie and Lear, the Waves won a third consecutive WCC regular-season crown in 1993 behind the play of Jones, the WCC Player of the Year. They finished runner-up to Santa Clara for the WCC tournament title.

The WCC only takes into account regular-season wins in its record books, so when Pepperdine opened league play with five wins, it gave the Waves 32 regular-season victories in a row (38 overall) and the undisputed record. The final victory came against Saint Mary's on January 29 at home.

Ironically, the very next day (January 30) in Firestone Fieldhouse, the Waves had their streak snapped by the same team whose record they had broken: the San Francisco Dons, by a score of 75-72. Lopez was sidelined and did not play due to a broken hand.

In the 10 games Lopez was out, the Waves went 7-3. He didn't experience his next WCC loss in action until the defeat to Santa Clara and Steve Nash in the championship game. Lopez scored 20 points and made the All-Tournament team.

The streak was over in 1993 but the success continued for the Waves as they won another WCC Tournament title in 1994. Asbury left Pepperdine after the 1994 season, but returned prior to the 2008-09 season to bring back the glory to a proud program. It was a special time for all the players, coaches, staff and the entire Pepperdine community. The future hopes to be too.

The numbers put up by Asbury's earlier teams are just staggering: 38 consecutive wins, 27 straight road triumphs, 16 straight home victories, 42-1 over 43 games, 46-2 over 48 games, 49-3 over 52 games and 52-4 over 56 games. During the memorable three seasons, the Waves won three WCC regular-season titles, going a combined 38-4, and captured two WCC tournament championships, winning eight games and losing only to Santa Clara.

Seventeen years later and "The Streak" is still the record today. Gonzaga came close in 2007 when the Bulldogs had a 30-game streak snapped at the hands of Saint Mary's. The Zags currently own a 16-game WCC winning streak.

Statistics and numbers commonly reflect the success of a team. But what will be remembered the most are not just the amount of consecutive wins but the tenacity, desire, hunger, passion and ultra-competitive nature that the Waves' players and coaches possessed during one of the greatest eras in Pepperdine basketball history. Their character and competitive spirit will forever distinguish this team from the other great teams in WCC annals.

"The camaraderie was special. The players were selfless to keep the streak going," Wilson reminisced. "I'm still hungry to duplicate it."

— by Dick Dornan

FINAL STANDINGS


1991	WCC	Overall
Pepperdine	13-1	22-9
Loyola Marymount	9-5	16-15
San Diego	8-6	17-12
Saint Mary's	7-7	13-17
Santa Clara	7-7	19-13
Gonzaga	5-9	14-14
San Francisco	4-10	12-17
Portland	3-11	5-23

1992	WCC	Overall
Pepperdine	14-0	24-7
Santa Clara	9-5	14-15
Loyola Marymount	8-6	15-13
Gonzaga	8-6	20-10
San Diego	6-8	14-14
San Francisco	4-10	13-16
Saint Mary's	4-10	13-17
Portland	3-11	10-18

1993	WCC	Overall
Pepperdine	11-3	23-8
Gonzaga	10-4	19-9
Santa Clara	9-5	19-12
San Francisco	8-6	19-12
San Diego	7-7	13-14
Saint Mary's	6-8	11-16
Portland	3-11	9-18
Loyola Marymount	2-12	7-20




GEOFF LEAR



DANA JONES

NCAA TOURNAMENT HISTORY

1944	West Regional Kansas City, Mo. (Municipal Auditorium)	March 24 March 25	Regional Semifinal Regional Third Place	Iowa State 44, Pepperdine 39 Missouri 61, Pepperdine 46
1962	West Regional Provo, Utah (Smith Fieldhouse)	March 16 March 17	Regional Semifinal Regional Third Place	Oregon State 69, Pepperdine 67 Pepperdine 75, Utah State 71
1976	West Regional Tucson, Ariz. (University Activity Center) Los Angeles, Calif. (Pauley Pavilion)	March 13 March 18	First Round Regional Semifinal	Pepperdine 87, Memphis 77 UCLA 70, Pepperdine 61
1979	West Regional Los Angeles, Calif. (Pauley Pavilion)	March 9 March 11	First Round Second Round	#9 Pepperdine 92, #8 Utah 88 (OT) #1 UCLA 76, #9 Pepperdine 71
1982	West Regional Pullman, Wash. (Friel Court)	March 12 March 14	First Round Second Round	#7 Pepperdine 99, #10 Pittsburgh 88 #2 Oregon State 70, #7 Pepperdine 51
1983	West Regional Corvallis, Ore. (Gill Coliseum)	March 18	First Round	#6 North Carolina State 69, #11 Pepperdine 67 (2OT)
1985	Midwest Regional Houston, Texas (Hofheinz Pavilion)	March 15	First Round	#3 Duke 75, #14 Pepperdine 62
1986	West Regional Long Beach, Calif. (Long Beach Arena)	March 14	First Round	#5 Maryland 69, #12 Pepperdine 64
1991	West Regional Salt Lake City, Utah (Jon Huntsman Center)	March 14	First Round	#3 Seton Hall 71, #14 Pepperdine 51
1992	Midwest Regional Milwaukee, Wis. (Bradley Center)	March 19	First Round	#6 Memphis 80, #11 Pepperdine 70
1994	Midwest Regional Wichita, Kan. (Kansas Coliseum)	March 17	First Round	#3 Michigan 78, #14 Pepperdine 74 (OT)
2000	East Regional Buffalo, N.Y. (HSBC Arena)	March 17 March 19	First Round Second Round	#11 Pepperdine 77, #6 Indiana 57 #3 Oklahoma State 75, #11 Pepperdine 67
2002	Midwest Regional Sacramento, Calif. (ARCO Arena)	March 14	First Round	#7 Wake Forest 83, #10 Pepperdine 74



NCAA TOURNAMENT TEAMS

1944

The NAIB Tournament (the precursor to the NAIA), which the Waves had taken part in in both 1942 and 1943, was cancelled in 1944 due to World War II. But after an excellent regular season that consisted largely of service and AAU opponents, the West Coast NCAA Committee chose Pepperdine to represent the eighth district at the national tournament. The Waves had played the strongest schedule among the region's teams and were known as the "Giant Killers." At the time, it was just an eight-team event, and so the Waves would travel to Kansas City for the Western Regional with Iowa State, Missouri and Utah. Unfortunately, Pepperdine (20-14) lost its regional semifinal to Iowa State, 44-39, and also fell in the consolation game to Missouri, 61-46. All-American Nick Buzolich scored 22 of Pepperdine's 39 points against the Cyclones, then posted half (23) of the Waves' 46 points against Missouri. He would end up amassing 1,464 points for his career, a school record that stood for nearly 30 years. It would turn out to be the third of five straight postseason appearances by the Waves, who were coached by Alva "Al" O. Duer. He would later become the executive secretary of the NAIA and an inductee into the Basketball Hall of Fame.



1962

Seven years after joining the West Coast Athletic Conference, Pepperdine won its first league title with an 11-1 mark and the ensuing spot in the 25-team NCAA Tournament. The Waves received a first-round bye in the West Regional, held in Provo, Utah, and would end up facing Oregon State in the regional semifinal. The Beavers would eke out a two-point victory, 69-67, despite a game-high 23 points from All-American Bob Warlick. In the consolation game, Pepperdine earned its first NCAA Tournament victory with a four-point win, 75-71, over Utah State. Tim Tift scored 22 points and Lee Tinsley added 19. Robert "Duck" Dowell, the all-time winningest coach in school history, had taken the Waves to three NAIB Tournaments early in his career but this would be his only NCAA Tournament appearance. He was named the conference's coach of the year in 1962. Warlick led the senior-laden team with a 17.3 scoring average. Harry Dinnel was the WCC's co-Most Valuable Player.



1976

Pepperdine made its first NCAA Tournament appearance under Gary Colson in 1976, and the first since the campus moved from South-Central Los Angeles to Malibu. The Waves went 22-6 overall and won the WCC with a 10-2 mark. In one memorable contest, a record 4,500 fans packed Firestone Fieldhouse to witness Pepperdine upset #3 UNLV, 93-91. In the postseason, Pepperdine was given a first-round rematch against Memphis State in Tucson, Ariz. Although the Tigers had won at home earlier in the season, the Waves prevailed 87-77 behind Marcos Leite's 34 points. That put Pepperdine into a regional semifinal at Pauley Pavilion against UCLA, and the Bruins came away with a 70-61 victory. It was a one-point game midway through the second half and through the Waves stayed close, they were unable to pull ahead. Leite and Dennis Johnson scored 16 points apiece. Leite was both an All-American and the WCC's Player of the Year, and he, Johnson and Ollie Matson made the All-WCC first team. Leite averaged a double-double for the season with 18.7 points and 10.0 rebounds. Johnson, in his only season at Pepperdine before turning pro, averaged 15.7 points.



NCAA TOURNAMENT TEAMS

1979

Gary Colson's final season as head coach at Pepperdine resulted in another NCAA Tournament appearance for the school. Pepperdine went 22-10 and took second place in the WCC with a 10-2 record. Once again, the Waves were sent to Pauley Pavilion for West Regional play. Seeded ninth, the Waves took eighth-seeded Utah to overtime before eventually posting a 92-88 victory. At the end of regulation and trailing by two, Ollie Matson threw a length-of-the-court pass that was caught by Ted Scott, and Scott scored from three feet to send the game into overtime. Ricardo Brown scored 26 points to lead the Waves. Pepperdine ran into top-seeded UCLA in the second round, however, and was edged 76-71. Brown scored 27 points to help keep things close. Brown, who led the team in scoring (19.5) and assists (5.7), made the All-WCC first team, while Matson (15.6 ppg, 8.9 rpg) was on the second team.



1982

Jim Harrick took Pepperdine back to the NCAA Tournament in just his third season as head coach. It would be the first of four appearances in the next five years under Harrick. Pepperdine was unbeaten in the WCC at 14-0 and was sent to Pullman, Wash., as the West Region's #7 seed. The Waves shot 60 percent from the field in dispatching #10-seed Pittsburgh in the first round, 99-88. Orlando Phillips scored 27 points and Boot Bond added 24. The Waves' run ended in the second round against Pac-10 champion Oregon State, seeded #2 and ranked #4 in the nation. The Beavers slowed down the tempo and pulled away for a 70-51 win. Phillips scored 16 points and Dane Suttle had 10. Pepperdine finished with a 22-7 overall record. Bond, who averaged a team-high 18.3 ppg and was in double-figures in every game but the finale, earned All-American honors and was one of three on the All-WCC first team along with Phillips (15.7 ppg, 8.7 rpg) and Suttle (16.8 ppg).



1983

Pepperdine earned back-to-back NCAA Tournament appearances for the first time in school history in 1983. Jim Harrick's Waves won the WCC again with a 10-2 record and went 20-9 overall. Pepperdine was sent to Corvallis, Ore., as the #11 seed in the West, and would face North Carolina State, the #6 seed, in the first round. The game was a classic, as the Wolfpack pulled out a 69-67 double-overtime victory. Pepperdine had its chances to put a stop right at the beginning to one of college basketball's great Cinderella stories, as Jim Valvano's squad would go on to one of the most unlikely NCAA title runs ever. Missed free throws cost the Waves, who might have had chances to wrap up the game a couple of times in regulation and overtime. They shot 13-for-28 (.464) from the stripe for the game. Bill Sadler scored 19 points and Dane Suttle had 16. Suttle and Orlando Phillips were the WCC's co-Players of the Year. Suttle averaged 23.4 ppg, the third-best mark in program history. Phillips led the conference in rebounds (9.6) and blocks (1.7).



NCAA TOURNAMENT TEAMS

1985

After a one-year absence, Pepperdine was back into the NCAA Tournament thanks to another first-place finish in the WCC. The Waves went 23-9 overall and 11-1 in league play. The reward was the #14 seed in the Midwest Regional and a trip to Houston, Texas, to face third-seeded Duke, and the result was a 75-62 loss. After a rough start that saw the Blue Devils take a 10-2 lead, Pepperdine settled down. The Waves trailed by just two a little more than four minutes into the second half, but Duke pulled away from there. The Waves' Eric White scored a game-high 26 points. Dwayne Polee was the WCC's Player of the Year, and White and Anthony Frederick also made the first team. Levy Middlebrooks was the WCC Freshman of the Year. White (15.9) and Polee (15.7) were two of five players that averaged double-figure scoring for the season, along with Jon Korfas (12.2), Anthony Frederick (11.8) and Middlebrooks (10.3). Jim Harrick was the WCC Coach of the Year.



1986

Jim Harrick's Waves advanced to the NCAA Tournament for the fourth time in five years, the best stretch in program history. The Waves went 25-5, good for a school-record winning percentage of .833, and won the WCC with a 13-1 mark. Pepperdine didn't have to go far for the NCAA Tournament, as the #12-seeded Waves were sent to Long Beach to meet fifth-seeded Maryland. The two schools were tied 31-31 at halftime but the Terrapins eked out a five-point win, 69-64. Eric White and Grant Gondrezick scored 17 points apiece for the Waves. Ill-fated Maryland legend Len Bias, playing in one of his final games, led the Terps with 26 points. Dwayne Polee earned All-American honors for Pepperdine and was the WCC Player of the Year after averaging a team-high 15.7 points. White also made the All-WCC first team after posting 15.3 points per game. Gondrezick was also in double-figures with 13.3 points a game. Harrick was named the WCC's co-Coach of the Year.



1991

Tom Asbury returned the Waves to the NCAA Tournament in his third season as head coach. His squad went 22-9 overall, won the WCC regular-season title with a 13-1 record and captured the program's first WCC Tournament championship. The top-seeded Waves knocked off Portland and San Francisco before edging Saint Mary's, 71-68 in overtime, in the final. Geoff Lear was the Tournament MVP, which included a 32-point, 14-rebound performance against the Gaels. The Waves were only awarded the #14 seed in the West Region, and had to take on third-seeded Seton Hall in Salt Lake City. The Pirates rolled to a 71-51 win behind future NBA standout Terry Dehere's 26 points, while Lear scored 14. The Waves were without All-American Doug Christie, who missed much of the postseason with a knee injury. Christie averaged 19.1 points, 5.2 rebounds and 4.8 assists and was the WCC Player of the Year. Lear also made the All-WCC first team after averaging 18.5 points and 9.8 rebounds. Jones was the WCC's Freshman of the Year after averaging 10.0 points and 8.2 rebounds. Asbury won his first WCC Coach of the Year award.



NCAA TOURNAMENT TEAMS


1992

The Waves went unbeaten in the WCC for only the second time in school history at 14-0 and won their second straight WCC Tournament title to advance again to the NCAA Tournament. Pepperdine, which posted a 24-7 overall record, whipped Portland in the first round but had close calls against San Francisco (67-65) and Gonzaga (73-70). A healthy Doug Christie was named Tournament MVP, which included 26 points in the final against the Bulldogs. The Waves were sent to Milwaukee, Wis., and the Midwest Regional. As the #11 seed, they faced sixth-seeded Memphis and were beaten 80-70. Christie ended his fabulous career with a game-high 23 points, and Dana Jones added 13. Memphis and future NBA star Anfernee "Penny" Hardaway scored 21 points to lead the Tigers. Christie, who repeated as an All-American and the WCC Player of the Year, averaged 19.5 points, 5.9 rebounds and 4.8 assists. Jones (11.4 ppg) and Geoff Lear (16.7 ppg) also made the All-WCC first team. Tom Asbury was the WCC Coach of the Year again.



1994

After tying for second place during the WCC's regular season, the Waves needed to win the WCC Tournament and did just that, taking home the title for the third time under Tom Asbury. Pepperdine went 19-11 overall and 8-6 in the WCC. The Waves walloped Saint Mary's before posting three-point wins over San Francisco (82-79) and San Diego (56-53). Dana Jones was awarded Tournament MVP after averaging 22 points at the event. That set up one of the most memorable tournament games in program history, as Pepperdine was sent to Wichita, Kan., and the Midwest Regional as the #14 seed to meet third-seeded Michigan. Four of the Wolverine's "Fab Five" were still around as juniors and the Waves gave them all they could handle before falling 78-74 in overtime. Pepperdine trailed by 11 in the second half before roaring back and grabbing a two-point lead in the final minute. The Waves had the final shot of regulation but couldn't convert. The Wolverines, led by Juwan Howard's 28 points, scored all 10 of their points in overtime on free throws. Damir Lopez scored 21 points to lead Pepperdine. Jones (18.4 ppg, 9.7 rpg) and Lopez (14.7 ppg, 3.8 apg) were All-WCC first teamers.



2000

After a five-year absence from the tournament, Jan van Breda Kolff took the Waves to the next level in his first season as head coach. Building on a turnaround started by Lorenzo Romar, the Waves went 25-9 overall and won the WCC's regular season with a 12-2 record. It was good enough to claim an at-large bid when Pepperdine lost in the WCC Tournament final to Gonzaga, 69-65 in overtime. The Waves were put in the East Regional for the first time in program history and had to travel cross-country to Buffalo, N.Y., as the #11 seed. The first-round matchup was extremely memorable, as the Waves pounded sixth-seeded Indiana, 77-57. It would turn out to be Bobby Knight's last game coaching the Hoosiers. It was also Pepperdine's first NCAA Tournament victory since 1982. Brandon Armstrong scored 22 points to lead Pepperdine and Nick Sheppard added 17. In the second round, Pepperdine lost to third-seeded Oklahoma State, 75-67. Armstrong had 19 points and Tezale Archie dished out 14 assists. All five starters earned All-WCC honors, including Archie (9.6 ppg, 6.1 apg), Armstrong (14.4 ppg) and Kelvin Gibbs (9.0 ppg, 7.0 rpg) on the first team.



NCAA TOURNAMENT TEAMS

2002

After Jan van Breda Kolff's brief stay, Paul Westphal inherited a very strong Waves team that went to the NCAA Tournament in his first season. Pepperdine posted a 22-9 record, shared the WCC regular-season title with Gonzaga and lost to the Bulldogs in the WCC final. Thanks to a strong non-conference schedule that included wins over UCLA and USC, that was enough to get Pepperdine into the tournament as the #10 seed in the Midwest Region. The Waves went north to Sacramento, Calif., to face seventh-seeded Wake Forest in the first round, and the Demon Deacons pulled away for an 83-74 win. Four Waves scored in double-figures: Devin Montgomery with 18, Boomer Brazzle with 15, Glen McGowan with 12 and Jimmy Miggins with 11. Brazzle (11.2 ppg) and Miggins (14.9 ppg) were All-WCC first team performers. Terrance Johnson (12.8 ppg) was the WCC Freshman of the Year and All-WCC honorable mention. McGowan (9.8 ppg) and Montgomery (11.7 ppg) were also named honorable mention. Cedric Suitt (3.2 ppg, 5.0 rpg, 3.1 bpg) was the WCC Defensive Player of the Year.



After Jan van Breda Kolff's brief stay, Paul Westphal inherited a very strong Waves team that went to the NCAA Tournament in his first season. Pepperdine posted a 22-9 record, shared the WCC regular-season title with Gonzaga and lost to the Bulldogs in the WCC final. Thanks to a strong non-conference schedule that included wins over UCLA and USC, that was enough to get Pepperdine into the tournament as the #10 seed in the Midwest Region. The Waves went north to Sacramento, Calif., to face seventh-seeded Wake Forest in the first round, and the Demon Deacons pulled away for an 83-74 win. Four Waves scored in double-figures: Devin Montgomery with 18, Boomer Brazzle with 15, Glen McGowan with 12 and Jimmy Miggins with 11. Brazzle (11.2 ppg) and Miggins (14.9 ppg) were All-WCC first team performers. Terrance Johnson (12.8 ppg) was the WCC Freshman of the Year and All-WCC honorable mention. McGowan (9.8 ppg) and Montgomery (11.7 ppg) were also named honorable mention. Cedric Suitt (3.2 ppg, 5.0 rpg, 3.1 bpg) was the WCC Defensive Player of the Year.

POSTSEASON RECORDS

NCAA Tournament Appearances: 13

(1944, '62, '76, '79, '82, '83, '85, '86, '91, '92, '94, 2000 and '02)

NIT Appearances: 6 (1980, '88, '89, '93, '99 and 2001)

CBI Appearances: 2 (2015, '16)

NAIB Tournament Appearances: 7

(1942, '43, '45, '46, '50, '51, '52)

Overall Postseason Record: 19-29

(.396) in 28 appearances

NCAA Tournament Record: 5-14 (.263)

in 13 appearances

NIT Record: 3-6 (.333) in six

appearances

NAIB Tournament Record: 11-7 (.611)

in seven appearances

CBI Record: 0-2 (.000) in two

appearances

Top NCAA Scoring Performance:

34 by Marcos Leite vs. Memphis (3/13/1976)

Top NCAA Rebounding Performances:

13 by Bob Warlick vs. Oregon State (3/16/1962)

13 by Danny Ramsey vs. Utah (3/9/1979)

13 by Eric White vs. Duke (3/15/1985)



2002 NCAA TOURNAMENT VS. WAKE FOREST

NATIONAL INVITATION TOURNAMENT

1980	Anaheim, Calif. (Anaheim Convention Center)	March 4	First Round	Long Beach State 104, Pepperdine 87
1988	Albuquerque, N.M. (The Pit)	March 17	First Round	New Mexico 86, Pepperdine 75
1989	Las Cruces, N.M. (Pan American Center) Albuquerque, N.M. (The Pit)	March 16	First Round	Pepperdine 84, New Mexico State 69
		March 21	Second Round	New Mexico 86, Pepperdine 69
1993	Santa Barbara, Calif. (The Thunderdome) Los Angeles, Calif. (L.A. Sports Arena)	March 19	First Round	Pepperdine 53, UC Santa Barbara 50
		March 22	Second Round	USC 71, Pepperdine 59
1999	Boulder, Colo. (Coors Event Center)	March 10	First Round	Colorado 65, Pepperdine 61
2001	Laramie, Wyo. (Arena Auditorium) Albuquerque, N.M. (The Pit)	March 14	First Round	Pepperdine 72, Wyoming 69
		March 20	Second Round	New Mexico 81, Pepperdine 78

NAIB TOURNAMENT

1942	Kansas City, Mo. (Municipal Auditorium)	March 10	First Round	Missouri Valley College 68, Pepperdine 53
1943	Kansas City, Mo. (Municipal Auditorium)	March 9	First Round	Pepperdine 50, Nebraska-Kearney 45
		March 10	Second Round	Pepperdine 43, Luther College 38 (OT)
		March 11	Quarterfinals	Murray State 44, Pepperdine 38
1945	Kansas City, Mo. (Municipal Auditorium)	March 13	First Round	Pepperdine 77, Peru State College 42
		March 15	Quarterfinals	Pepperdine 52, West Texas State 45
		March 16	Semifinals	Pepperdine 52, Eastern Kentucky 34
		March 17	Championship	Loyola-New Orleans 49, Pepperdine 36
1946	Kansas City, Mo. (Municipal Auditorium)	March 11	First Round	Pepperdine 62, Central Arkansas 37
		March 13	Second Round	Pepperdine 64, Iowa State 22
		March 14	Quarterfinals	Pepperdine 46, Eastern Washington 42
		March 15	Semifinals	Indiana State 56, Pepperdine 43
		March 16	Third-Place Game	Pepperdine 82, Loyola-New Orleans 55
1950	Kansas City, Mo. (Municipal Auditorium)	March 13	First Round	Pepperdine 54, American University 50
		March 15	Second Round	Tampa College 69, Pepperdine 61
1951	Kansas City, Mo. (Municipal Auditorium)	March 13	First Round	Pepperdine 86, Wisconsin-Eau Claire 53
		March 14	Second Round	Florida State 61, Pepperdine 59
1952	Kansas City, Mo. (Municipal Auditorium)	March 10	First Round	Morningside College 84, Pepperdine 80

COLLEGE BASKETBALL INVITATIONAL

2015	Seattle, Wash. (Connolly Center)	March 18	First Round	Seattle 62, Pepperdine 45
2016	Cheney, Wash. (Reese Court)	March 16	First Round	Eastern Washington 79, Pepperdine 72

WCC TOURNAMENT

WCC TOURNAMENT ACHIEVEMENTS

WCC Tournament Appearances: 31

Overall WCC Tournament Record: 30-27 (.526)

WCC Tournament Championships: 3 (1991, 1992, 1994)

WCC Tournament Runner-ups: 4 (1987, 1993, 2000, 2002)

WCC Tournament MVPs: 3 (Geoff Lear 1991, Doug Christie 1992, Dana Jones 1994)

RECORD VS. WCC OPPONENTS

TEAM	RECORD	PCT	LAST MEETING
Gonzaga	3-4	.429	2015 Semifinals
Loyola Marymount	4-3	.571	2010 First Round
Pacific	0-1	.000	2017 First Round
Portland	5-2	.714	2009 Quarterfinals
Saint Mary's	4-5	.444	2016 Semifinals
San Diego	5-7	.417	2015 Quarterfinals
San Francisco	7-1	.875	2016 Quarterfinals
Santa Clara	2-4	.333	2001 Semifinals


Year	Location	Date	Round	Result	Opponent
1987	Spokane, Wash. (Martin Centre) San Francisco, Calif. (Memorial Gymnasium)	Feb. 28	First Round	W	#7 Pepperdine 76, #2 Gonzaga 73
		March 6	Semifinals	W	#7 Pepperdine 64, #1 San Diego 63
		March 7	Championship	L	#5 Santa Clara 77, #7 Pepperdine 65
1988	Santa Clara, Calif. (Toso Pavilion)	March 5	First Round	W	#4 Pepperdine 81, #5 Gonzaga 70
		March 6	Semifinals	L	#1 Loyola Marymount 109, #4 Pepperdine 106
1989	San Francisco, Calif. (Memorial Gymnasium)	March 4	First Round	W	#2 Pepperdine 72, #7 San Diego 69
		March 5	Semifinals	L	#3 Loyola Marymount 112, #2 Pepperdine 98
1990	Los Angeles, Calif. (Gersten Pavilion)	March 3	First Round	W	#2 Pepperdine 94, #7 Saint Mary's 83 (tournament suspended)
1991	Santa Clara, Calif. (Toso Pavilion)	March 2	First Round	W	#1 Pepperdine 97, #8 Portland 62
		March 3	Semifinals	W	#1 Pepperdine 65, #7 San Francisco 56
		March 4	Championship	W	#1 Pepperdine 71, #4 Saint Mary's 68 (OT)
1992	Portland, Ore. (Chiles Center)	March 7	First Round	W	#1 Pepperdine 97, #8 Portland 83
		March 8	Semifinals	W	#1 Pepperdine 67, #6 San Francisco 65
		March 9	Championship	W	#1 Pepperdine 73, #4 Gonzaga 70
1993	San Francisco, Calif. (Memorial Gymnasium)	March 6	First Round	W	#1 Pepperdine 80, #8 Loyola Marymount 66
		March 7	Semifinals	W	#1 Pepperdine 88, #4 San Francisco 67
		March 8	Championship	L	#3 Santa Clara 73, #1 Pepperdine 63
1994	Santa Clara, Calif. (Toso Pavilion)	March 5	First Round	W	#2 Pepperdine 79, #7 Saint Mary's 62
		March 6	Semifinals	W	#2 Pepperdine 82, #3 San Francisco 79
		March 7	Championship	W	#2 Pepperdine 56, #4 San Diego 53
1995	Santa Clara, Calif. (Toso Pavilion)	March 4	First Round	L	#2 Portland 62, #7 Pepperdine 52
1996	Santa Clara, Calif. (Toso Pavilion)	March 2	First Round	W	#8 Pepperdine 63, #1 Santa Clara 60
		March 3	Semifinals	L	#2 Gonzaga 76, #8 Pepperdine 48
1997	Los Angeles, Calif. (Gersten Pavilion)	March 1	First Round	L	#2 Saint Mary's 85, #7 Pepperdine 69
1998	Santa Clara, Calif. (Toso Pavilion)	Feb. 28	First Round	L	#7 San Diego 56, #2 Pepperdine 54
1999	Santa Clara, Calif. (Toso Pavilion)	Feb. 27	First Round	W	#2 Pepperdine 67, #7 San Francisco 65
		Feb. 28	Semifinals	L	#4 Santa Clara 58, #2 Pepperdine 54
2000	Santa Clara, Calif. (Toso Pavilion)	March 4	First Round	W	#1 Pepperdine 83, #8 Loyola Marymount 49
		March 5	Semifinals	W	#1 Pepperdine 58, #4 Santa Clara 55
		March 6	Championship	L	#2 Gonzaga 69, #1 Pepperdine 65 (OT)
2001	San Diego, Calif. (Jenny Craig Pavilion)	March 3	First Round	W	#2 Pepperdine 81, #7 Portland 71
		March 4	Semifinals	L	#3 Santa Clara 84, #2 Pepperdine 78
2002	San Diego, Calif. (Jenny Craig Pavilion)	March 2	First Round	W	#1 Pepperdine 77, #8 Portland 64
		March 3	Semifinals	W	#1 Pepperdine 68, #6 Saint Mary's 47
		March 4	Championship	L	#2 Gonzaga 96, #1 Pepperdine 90
2003	San Diego, Calif. (Jenny Craig Pavilion)	March 9	Quarterfinals	L	#5 Saint Mary's 75, #4 Pepperdine 71
2004	Santa Clara, Calif. (Leavey Center)	March 6	Quarterfinals	W	#3 Pepperdine 78, #7 Loyola Marymount 67
		March 7	Semifinals	L	#2 Saint Mary's 79, #3 Pepperdine 74
2005	Santa Clara, Calif. (Leavey Center)	March 4	First Round	W	#5 Pepperdine 91, #8 Loyola Marymount 79
		March 5	Quarterfinals	L	#4 San Diego 86, #5 Pepperdine 80
2006	Spokane, Wash. (McCarthy Athletic Center)	March 3	First Round	L	#5 San Diego 85, #8 Pepperdine 72
2007	Portland, Ore. (Chiles Center)	March 2	First Round	L	#5 San Diego 95, #8 Pepperdine 82
2008	San Diego, Calif. (Jenny Craig Pavilion)	March 7	First Round	W	#6 Pepperdine 50, #7 Portland 48 (OT)
		March 8	Quarterfinals	L	#3 San Diego 73, #6 Pepperdine 55
2009	Las Vegas, Nev. (Orleans Arena)	March 6	First Round	W	#6 Pepperdine 93, #7 San Francisco 85
		March 7	Quarterfinals	L	#3 Portland 69, #6 Pepperdine 45

WCC TOURNAMENT


2010	Las Vegas, Nev. (Orleans Arena)	March 5	First Round	L	#5 Loyola Marymount 87, #8 Pepperdine 84
2011	Las Vegas, Nev. (Orleans Arena)	March 4 March 5	First Round Quarterfinals	W L	#6 Pepperdine 84, #7 San Diego 81 #3 San Francisco 76, #6 Pepperdine 59
2012	Las Vegas, Nev. (Orleans Arena)	March 1	Second Round	L	#6 San Diego 76, #7 Pepperdine 54
2013	Las Vegas, Nev. (Orleans Arena)	March 7	Second Round	L	#6 San Diego 62, #7 Pepperdine 59
2014	Las Vegas, Nev. (Orleans Arena)	March 8	Quarterfinals	L	#4 Saint Mary's 80, #5 Pepperdine 69
2015	Las Vegas, Nev. (Orleans Arena)	March 7 March 9	Quarterfinals Semifinals	W L	#4 Pepperdine 50, #5 San Diego 47 #1 Gonzaga 79, #4 Pepperdine 61
2016	Las Vegas, Nev. (Orleans Arena)	March 5 March 7	Quarterfinals Semifinals	W L	#4 Pepperdine 90, #5 San Francisco 86 #1 Saint Mary's 81, #4 Pepperdine 66
2017	Las Vegas, Nev. (Orleans Arena)	March 3	First Round	L	#9 Pacific 89, #8 Pepperdine 84

ALL-AMERICANS

1940	Milt Berg	1973	Bird Averitt <i>AP/UPI honorable mention</i>
1942	Pete Fogo	1974	Marcos Leite <i>UPI honorable mention</i>
1943	Lowery Ruby Gordon Wells	1975	Marcos Leite <i>AP/UPI honorable mention</i>
1944	Nick Buzolich	1976	Marcos Leite <i>TSN honorable mention</i>
1945	Bob Clark Bob O'Brien	1982	Boot Bond <i>AP honorable mention</i>
1946	Nick Buzolich Bob Clark	1983	Dane Suttle <i>AP honorable mention</i>
1951	Hugh Faulkner John Furlong	1986	Dwayne Polee <i>AP/UPI honorable mention</i>
1953	Bob Morris	1991	Doug Christie <i>UPI honorable mention</i>
1955	Larry Dugan	1992	Doug Christie <i>AP honorable mention</i>
1960	Sterling Forbes		
1962	Bob Warlick		




BIRD AVERITT




DOUG CHRISTIE

NABC ALL-DISTRICT


1958	Sterling Forbes (HM)	1982	Boot Bond (1st) Orlando Phillips (2nd)	1989	Tom Lewis (2nd)	2002	Jimmy Miggins (2nd)
1960	Sterling Forbes (2nd)	1983	Orlando Phillips (2nd) Dane Suttle (2nd)	1991	Doug Christie (2nd)	2004	Glen McGowan (2nd)
1972	Bird Averitt (3rd)	1985	Dwayne Polee (2nd)	1992	Doug Christie (1st)	2005	Glen McGowan (1st)
1973	Bird Averitt (2nd)	1986	Dwayne Polee (1st)	1993	Dana Jones (2nd)	2010	Keion Bell (2nd)
1976	Marcos Leite (2nd)	1987	Eric White (1st)	1994	Dana Jones (2nd)	2015	Stacy Davis (2nd)
1979	Ollie Matson (2nd)			1999	Jelani Gardner (1st)	2016	Stacy Davis (2nd)
1981	Boot Bond (2nd)			2001	Brandon Armstrong (1st)	2017	Lamond Murray Jr. (2nd)



STERLING FORBES



ORLANDO PHILLIPS



DANA JONES



GLEN MCGOWAN

CONFERENCE HONORS

WCC PLAYER OF THE YEAR

- 1962 Harry Dinnel (co)
- 1973 Bird Averitt
- 1976 Marcos Leite
- 1983 Dane Suttle (co)
Orlando Phillips (co)
- 1985 Dwayne Polee
- 1986 Dwayne Polee
- 1988 Levy Middlebrooks
- 1991 Doug Christie
- 1992 Doug Christie
- 1993 Dana Jones

WCC COACH OF THE YEAR

- 1962 Robert Dowell
- 1976 Gary Colson
- 1982 Jim Harrick
- 1983 Jim Harrick
- 1985 Jim Harrick
- 1986 Jim Harrick (co)
- 1991 Tom Asbury
- 1992 Tom Asbury

WCC FRESHMAN/NEWCOMER OF THE YEAR

- 1974 Marcos Leite
- 1975 Ollie Matson
- 1981 Victor Anger
- 1985 Levy Middlebrooks
- 1991 Dana Jones
- 2002 Terrance Johnson
- 2003 Alex Acker
- 2013 Stacy Davis

WCC DEFENSIVE PLAYER OF THE YEAR

- 1999 Tommie Prince
- 2002 Cedric Suitt
- 2014 Brendan Lane

ALL-WCC

- 1956 George Taylor (HM)
Ermine Zappa (HM)
- 1957 Mack Taylor (2nd)
- 1958 Sterling Forbes (1st)
John Rettberg (HM)
Bob Sims (HM)
Mack Taylor (HM)
- 1959 Sterling Forbes (1st)
Bobby Blue (2nd)
John Rettberg (HM)
Bob Sims (HM)
- 1960 Sterling Forbes (1st)
Bobby Sims (1st)
- 1961 Harry Dinnel (HM)
Noel Smith (HM)
- 1962 Bobby Warlick (1st)
Harry Dinnel (2nd)
Noel Smith (HM)
Lee Tinsley (HM)
- 1963 Harry Dinnel (1st)
Bobby Warlick (1st)
Lee Tinsley (HM)

- 1964 Roland Betts (2nd)
- 1965 Roland Betts (2nd)
- 1966 Tandy Holmes (2nd)
- 1967 Hal Grant (1st)
Steve Ebey (HM)
- 1968 Steve Ebey (1st)
Tim Flowers (HM)
Hal Grant (HM)
- 1969 Bob Sands (2nd)
Tom Egerer (HM)
Steve Sims (HM)
- 1970 Steve Sims (2nd)
Bob Sands (HM)
- 1971 Steve Sims (2nd)
Hiram Peterson (HM)
- 1972 Bird Averitt (2nd)
- 1973 Bird Averitt (1st)
- 1974 Marcos Leite (2nd)
- 1975 Marcos Leite (1st)
Dick Skophammer (2nd)
- 1976 Dennis Johnson (1st)
Marcos Leite (1st)
Ollie Matson (1st)
Flintie R. Williams (HM)
- 1977 Flintie R. Williams (2nd)
Art Allen (HM)
Ollie Matson (HM)
Danny Ramsey (HM)
- 1978 Ray Ellis (2nd)
- 1979 Ricardo Brown (1st)
Ollie Matson (2nd)
Danny Ramsey (HM)
- 1980 Ricardo Brown (1st)
Tony Fuller (2nd)
- 1981 Boot Bond (1st)
Bill Sadler (1st)
- 1982 Boot Bond (1st)
Orlando Phillips (1st)
Dane Suttle (1st)
Bill Sadler (HM)
- 1983 Orlando Phillips (1st)
Dane Suttle (1st)
- 1984 Victor Anger (1st)
- 1985 Anthony Frederick (1st)
Dwayne Polee (1st)
Eric White (1st)
- 1986 Dwayne Polee (1st)
Eric White (1st)
- 1987 Levy Middlebrooks (1st)
Eric White (1st)
- 1988 Tom Lewis (1st)
Levy Middlebrooks (1st)
- 1989 Dexter Howard (1st)
Tom Lewis (1st)
- 1990 Craig Davis (1st)
Dexter Howard (1st)
Geoff Lear (1st)
- 1991 Doug Christie (1st)
Geoff Lear (1st)
Dana Jones (HM)
- 1992 Doug Christie (1st)
Dana Jones (1st)
Geoff Lear (1st)

- 1993 Dana Jones (1st)
Derek Noether (1st)
- 1994 Dana Jones (1st)
Damin Lopez (1st)
- 1995 Gerald Brown (1st)
- 1996 Gerald Brown (1st)
- 1997 Bryan Hill (1st)
Marc McDowell (HM)
- 1998 Gerald Brown (1st)
Jelani Gardner (1st)
Bryan Hill (1st)
- 1999 Jelani Gardner (1st)
Kelvin Gibbs (HM)
- 2000 Tezale Archie (1st)
Brandon Armstrong (1st)
Kelvin Gibbs (1st)
Tommie Prince (HM)
Nick Sheppard (HM)
- 2001 Brandon Armstrong (1st)
Kelvin Gibbs (1st)
David Lalazarian (HM)
- 2002 Boomer Brazzle (1st)
Jimmy Miggins (1st)
Glen McGowan (HM)
Terrance Johnson (HM)
Devin Montgomery (HM)
- 2003 Terrance Johnson (1st)
Jimmy Miggins (1st)
Alex Acker (HM)
Boomer Brazzle (HM)
- 2004 Yakhouba Diawara (1st)
Glen McGowan (1st)
Alex Acker (HM)
Terrance Johnson (HM)
- 2005 Alex Acker (1st)
Glen McGowan (1st)
- 2006 T. Forehan-Kelly (HM)
- 2007 Chase Griffin (HM)
- 2008 Malcolm Thomas (HM)
- 2010 Keion Bell (HM)
Mychel Thompson (HM)
- 2011 Lorne Jackson (HM)
Mychel Thompson (HM)
- 2012 Corbin Moore (HM)
- 2013 Jordan Baker (HM)
Stacy Davis (HM)
Lorne Jackson (HM)
- 2014 Stacy Davis (1st)
Brendan Lane (HM)
- 2015 Stacy Davis (1st)
Jett Raines (HM)
- 2016 Stacy Davis (1st)
Lamond Murray Jr. (2nd)
Jett Raines (HM)
- 2017 Lamond Murray Jr. (1st)
Chris Reyes (HM)


CONFERENCE HONORS

WCC ALL-FRESHMAN TEAM

- 2004** Shaun Davis
- 2005** Kingsley Costain
Russell Hicks
- 2006** Michael Gerrity
- 2008** Malcolm Thomas
- 2009** Keion Bell
- 2013** Stacy Davis
- 2014** Jeremy Major
- 2015** Shawn Olden
- 2016** Kameron Edwards

WCC ALL-TOURNAMENT TEAM


- 1987** Levy Middlebrooks
Eric White
- 1988** Tom Lewis
Levy Middlebrooks
- 1991** Geoff Lear (MVP)
Dana Jones
- 1992** Doug Christie (MVP)
Dana Jones
Geoff Lear
- 1993** Byron Jenson
Dana Jones
Damin Lopez
- 1994** Dana Jones (MVP)
Damin Lopez
- 1997** Bryan Hill
- 2000** Tezale Archie
Brandon Armstrong
- 2002** Jimmy Miggins
Devin Montgomery



WCC PLAYER OF THE WEEK

- 1981-82** Orlando Phillips (1/4, co)
Orlando Phillips (1/18, co)
Boot Bond (2/14)
Dane Suttle (2/22)
Dane Suttle (3/1, co)
- 1982-83** Dane Suttle (12/6)
Victor Anger (12/13)
Orlando Phillips (2/7, co)
Dane Suttle (2/7, co)
Dane Suttle (2/13)
- 1983-84** Grant Gondrezick (12/5)
Scott McCollum (12/19)
Victor Anger (1/29)
- 1984-85** Eric White (12/17)
Dwayne Polee (1/7)
Eric White (2/18)
Jon Korfas (2/25)
- 1985-86** Dwayne Polee (12/16)
Dwayne Polee (1/6)
Grant Gondrezick (2/17)
Dwayne Polee (3/10)
- 1986-87** Craig Davis (3/2)
- 1987-88** Tom Lewis (11/30)
Craig Davis (12/7)
Tom Lewis (1/11)
Levy Middlebrooks (2/8)
- 1988-89** Dexter Howard (12/5)
Tom Lewis (12/19)
Tom Lewis (1/30)
- 1989-90** Craig Davis (2/19, co)
- 1990-91** Doug Christie (11/26)
Doug Christie (1/21)
- 1991-92** Dana Jones (11/25)
Dana Jones (12/2)
Doug Christie (1/13)
Geoff Lear (2/17)
Doug Christie (3/1)
- 1992-93** Dana Jones (12/28)
Dana Jones (1/18)
Derek Noether (1/25)
- 1993-94** Derek Noether (1/10)
Damin Lopez (2/21)
Dana Jones (2/28)
- 1994-95** Gerald Brown (2/27)
- 1995-96** Gerald Brown (12/18)
Gerald Brown (1/29)
- 1997-98** Gerald Brown (12/22)
Gerald Brown (2/16, co)
- 1998-99** Kelvin Gibbs (2/1)
- 1999-00** Nick Sheppard (11/29)
Dave Lalazarian (12/27)
Tezale Archie (1/31)
Craig Lewis (2/7, co)
- 2000-01** Kelvin Gibbs (11/20)
Brandon Armstrong (1/2)
Brandon Armstrong (1/22)
Brandon Armstrong (1/29)
Craig Lewis (2/12, co)
- 2001-02** Terrance Johnson (1/21, co)
Devin Montgomery (1/28)
- 2002-03** Jimmy Miggins (12/23)
Alex Acker (12/30, co)

- 2003-04** Shaun Davis (12/1, co)
Alex Acker (2/16)
- 2004-05** Alex Acker (11/29)
Glen McGowan (1/10, co)
- 2005-06** T. Forehan-Kelly (1/31, co)
- 2006-07** Chase Griffin (2/20, co)
- 2008-09** Keion Bell (2/16)
- 2009-10** Mychel Thompson (1/11, co)
Lorne Jackson (1/18, co)
- 2010-11** Keion Bell (12/6)
- 2013-14** Stacy Davis (11/18)
Malcolm Brooks (12/31)
- 2014-15** Stacy Davis (1/12)
- 2015-16** Stacy Davis (12/14)
Stacy Davis (2/22)
- 2016-17** Lamond Murray Jr. (2/6)
Lamond Murray Jr. (2/13)



ACADEMIC HONORS

CoSIDA ACADEMIC

ALL-AMERICAN

2014 Malte Kramer (3rd)

CoSIDA ACADEMIC

ALL-DISTRICT

2012 Taylor Darby (1st)

2014 Malte Kramer (1st)

DIVISION I-AAA ADA

SCHOLAR-ATHLETE

2006 Keith Jarbo (HM)

2012 Taylor Darby (1st)

2014 Malte Kramer (1st)

NABC HONORS COURT

2010 Gus Clardy

2011 Gus Clardy

Taylor Darby

Don Martin

Corbin Moore

2012 Taylor Darby

Don Martin

Corbin Moore

2013 Malte Kramer

2014 Malte Kramer

Allen Stevens

2017 Kevin Hempy

ARTHUR ASHE JR.

SPORTS SCHOLAR

2011 Taylor Darby

2012 Taylor Darby

WCC GILLERAN AWARD

(top graduating scholar-athlete)

1976 Dick Skophammer

WCC POSTGRADUATE

SCHOLARSHIP

2006 Keith Jarbo

WCC ALL-ACADEMIC

1992 Steve Clover

1993 Steve Clover

Steve Guild

Derek Noether

1994 Steve Clover

Derek Noether

1997 Marc McDowell

1998 Aaron Butler

1999 Al Minahan

Ross Varner

2002 Cedric Suitt

2004 Keith Jarbo

2005 Keith Jarbo

2006 Keith Jarbo

2009 Gus Clardy

2010 Taylor Darby (1st)

Gus Clardy (1st)

Corbin Moore (1st)

2011 Taylor Darby (1st)

Gus Clardy (1st)

Corbin Moore (1st)

2012 Taylor Darby (1st)

Corbin Moore (1st)

2014 Malte Kramer (1st)

Brendan Lane (1st)

2017 Kevin Hempy (HM)

WCC COMMISSIONER'S

HONOR ROLL

2004 Keith Jarbo (silver)

Shane Griffin (bronze)

Jarrad Henry (bronze)

2005 Keith Jarbo (silver)

2006 Keith Jarbo (silver)

2007 Shane Griffin (silver)

Jason Walberg (bronze)

Vuk Vojinovic (bronze)

2008 Ricky Fois (bronze)

Vuk Vojinovic (bronze)

2009 Don Martin (gold)

Gus Clardy (silver)

Taylor Darby (bronze)
Corbin Moore (bronze)

2010 Gus Clardy (silver)

Taylor Darby (bronze)

Corbin Moore (bronze)

2011 Don Martin (gold)

Gus Clardy (silver)

Taylor Darby (bronze)

Corbin Moore (bronze)

2012 Don Martin (gold)

Taylor Darby (bronze)

Corbin Moore (bronze)

2013 Malte Kramer (gold)

Brendan Lane (silver)

Jett Raines (bronze)

Allen Stevens (bronze)

2014 Malte Kramer (gold)

Brendan Lane (silver)

Allen Stevens (bronze)

Jeff Van Dyke (bronze)

2015 Jake Johnson (bronze)

John Yi (bronze)

2016 Kameron Edwards (bronze)

Jett Raines (bronze)

John Yi (bronze)

2017 Chris Reyes (gold)

Kameron Edwards (bronze)

Knox Hellums (bronze)

Kevin Hempy (bronze)

Caleb Martin (bronze)

PEPPERDINE ATHLETICS

MALE SCHOLAR-ATHLETE

OF THE YEAR

2012 Don Martin (co)

2014 Malte Kramer

PEPPERDINE

VALEDICTORIAN

2014 Malte Kramer (co)



GUS CLARDY



TAYLOR DARBY



KEITH JARBO



MALTE KRAMER

SCORING RECORDS

GAME RECORDS

POINTS

57 Bird Averitt vs. Nevada, 1/6/1973, H

CONSECUTIVE GAMES WITH 10+ POINTS

- 49 Bird Averitt (Dec. 1971 to March 1973)
- 43 Eric White (Jan. 1986 to March 1987)
- 41 Boot Bond (Jan. 1981 to March 1982)
- 41 Gerald Brown (Dec. 1994 to Feb. 1996)
- 39 Ricardo Brown (Jan. 1979 to March 1980)
- 39 Dane Suttle (Feb. 1982 to March 1983)
- 33 Orlando Phillips (Feb. 1982 to March 1983)
- 32 Levy Middlebrooks (Feb. 1987 to March 1988)
- 29 Dwayne Polee (Nov. 1984 to March 1985)
- 29 Dana Jones (March 1992 to Feb. 1993)

CONSECUTIVE GAMES WITH 15+ POINTS

- 29 Bird Averitt (Dec. 1971 to Dec. 1972)
- 29 Dane Suttle (Nov. 1982 to March 1983)
- 19 Doug Christie (Dec. 1990 to Feb. 1991)
- 18 Bird Averitt (Jan. 1973 to March 1973)
- 15 Tony Fuller (Dec. 1979 to Jan. 1980)
- 15 Tom Lewis (Nov. 1987 to Jan. 1988)
- 15 Tom Lewis (Feb. 1988 to Dec. 1988)
- 14 Marcos Leite (Jan. 1975 to Dec. 1975)
- 13 Brandon Armstrong (Jan. 2001 to Feb. 2001)
- 13 Glen McGowan (Dec. 2004 to Jan. 2005)

CONSECUTIVE GAMES WITH 20+ POINTS

- 18 Bird Averitt (Jan. 1972 to Dec. 1972)
- 11 Bird Averitt (Jan. 1973 to Feb. 1973)
- 10 Bird Averitt (Dec. 1971 to Jan. 1972)
- 7 Dane Suttle (Nov. 1982 to Dec. 1982)
- 7 Dane Suttle (Feb. 1983 to March 1983)
- 6 Bird Averitt (Feb. 1973 to March 1973)
- 6 Dana Jones (Jan. 1994 to Feb. 1994)

CONSECUTIVE GAMES WITH 25+ POINTS

- 13 Bird Averitt (Jan. 1972 to Nov. 1972)
- 11 Bird Averitt (Jan. 1973 to Feb. 1973)
- 5 Bird Averitt (Dec. 1971)
- 5 Tom Lewis (Feb. 1988)
- 4 Keion Bell (Nov. 2010 to Dec. 2010)
- 3 Bird Averitt (Feb. 1973 to March 1973)
- 3 Marcos Leite (Feb. 1976 to March 1976)
- 3 Eric White (Jan. 1987)
- 3 Doug Christie (Feb. 1992 to March 1992)
- 3 Lamond Murray Jr. (November 2016)

CONSECUTIVE GAMES WITH 30+ POINTS

- 6 Bird Averitt (Jan. 1973)
- 3 Bird Averitt (Feb. 1973)
- 3 Bird Averitt (Feb. 1973 to March 1973)
- 2 Bird Averitt (Dec. 1971)
- 2 Allan Jones (Dec. 1973)
- 2 Dane Suttle (Dec. 1982)
- 2 Dane Suttle (Feb. 1983)
- 2 Dexter Howard (Feb. 1990)
- 2 Brandon Armstrong (Jan. 2001 to Feb. 2001)
- 2 Lamond Murray Jr. (Feb. 2017 to March 2017)

CONSECUTIVE GAMES WITH 40+ POINTS

- 3 Bird Averitt (Feb. 1973)
- 2 Bird Averitt (Jan. 1973)
- 2 Bird Averitt (Feb. 1973)
- 2 Bird Averitt (Feb. 1973 to March 1973)

BEST PEPPERDINE DEBUT (FRESHMAN)

- 22 Malcolm Thomas at Oregon, 11/10/2007, A
- 19 Flintie Ray Williams vs. Hastings, 11/29/1975, H
- 19 Michael Gerrity vs. Connecticut, 11/18/2005, H

BEST PEPPERDINE DEBUT (SOPHOMORE)

- 38 Bird Averitt vs. Quincy, 12/2/1971, H
- 26 Tom Lewis at DePaul, 11/28/1987, A
- 22 Billy Williams vs. Doane, 11/25/1972, H

BEST PEPPERDINE DEBUT (JUNIOR)

- 25 Art Allen vs. Missouri Western, 11/29/1974, H
- 22 Shann Ferch vs. Texas, 11/25/1988, N
- 17 Ricardo Brown vs. Indiana, 11/24/1978, N

CAREER RECORDS

POINTS

- | | | |
|---------------------------------|-----|-------|
| 1. Stacy Davis (2013-16) | 125 | 1,786 |
| 2. Dane Suttle (1980-83) | 105 | 1,701 |
| 3. Dana Jones (1991-94) | 121 | 1,677 |
| 4. Eric White (1984-87) | 117 | 1,672 |
| 5. Geoff Lear (1989-92) | 123 | 1,644 |
| 6. Craig Davis (1987-90) | 121 | 1,619 |
| 7. Tom Lewis (1988-90) | 87 | 1,575 |
| 8. Levy Middlebrooks (1985-88) | 121 | 1,548 |
| 9. Dexter Howard (1987-90) | 120 | 1,546 |
| 10. Bird Averitt (1972-73) | 49 | 1,541 |
| 11. Ollie Matson (1975-79) | 100 | 1,501 |
| 12. Boot Bond (1979-82) | 105 | 1,501 |
| 13. Lamond Murray Jr. (2014-17) | 118 | 1,492 |
| 14. Gerald Brown (1994-98) | 110 | 1,467 |
| 15. Nick Buzolich (1943-46) | — | 1,464 |
| 16. Mychel Thompson (2008-11) | 128 | 1,413 |
| 17. Dick Skophammer (1973-76) | 102 | 1,412 |
| 18. Doug Christie (1990-92) | 87 | 1,392 |
| 19. Keion Bell (2009-11) | 83 | 1,365 |
| 20. Sterling Forbes (1958-60) | 74 | 1,349 |
| 21. Glen McGowan (2001-05) | 94 | 1,314 |
| 22. Lorne Jackson (2009-13) | 125 | 1,297 |
| 23. Steve Ebey (1966-68) | 76 | 1,282 |
| 24. Terrance Johnson (2002-04) | 90 | 1,277 |
| 25. Dwayne Polee (1984-86) | 89 | 1,274 |
| 26. Alex Acker (2003-05) | 88 | 1,273 |
| 27. Kelvin Gibbs (1998-01) | 124 | 1,251 |
| 28. Jeremy Major (2014-17) | 126 | 1,236 |
| 29. Bryan Hill (1994-98) | 101 | 1,193 |
| 30. Steve Sims (1969-71) | 77 | 1,176 |
| 31. Brandon Armstrong (2000-01) | 65 | 1,175 |
| 32. Bill Sadler (1981-83) | 83 | 1,135 |
| 33. Ricardo Brown (1979-80) | 60 | 1,124 |
| 34. Marcos Leite (1974-76) | 60 | 1,119 |
| 35. Pete Fogo (1942-47) | — | 1,106 |
| 36. Damin Lopez (1990-94) | 117 | 1,091 |
| 37. Victor Anger (1981-84) | 113 | 1,076 |
| 38. Jett Raines (2013-16) | 117 | 1,037 |
| 39. Orlando Phillips (1982-83) | 58 | 1,035 |
| 40. Bobby Sims (1958-60) | 75 | 1,020 |
| 39. Larry Dugan (1953-55) | 74 | 1,004 |

STATISTICAL NOTE

Scoring records date to the late 1940s. Single-game and WCC records are only complete since the 1972-73 season.

SEASON RECORDS

POINTS

- | | | |
|---------------------------------|----|-----|
| 1. Bird Averitt (1972-73) | 25 | 848 |
| 2. Bird Averitt (1971-72) | 24 | 693 |
| 3. Tom Lewis (1987-88) | 30 | 687 |
| 4. Brandon Armstrong (2000-01) | 31 | 684 |
| 5. Dane Suttle (1982-83) | 29 | 679 |
| 6. Lamond Murray Jr. (2016-17) | 31 | 662 |
| 7. Doug Christie (1991-92) | 31 | 606 |
| 8. Steve Ebey (1967-68) | 26 | 596 |
| 9. Glen McGowan (2004-05) | 31 | 595 |
| 10. Levy Middlebrooks (1987-88) | 30 | 588 |

CONFERENCE SEASON RECORDS


POINTS

- | | | |
|--------------------------------|----|-----|
| 1. Bird Averitt (1972-73) | 14 | 548 |
| 2. Lamond Murray Jr. (2016-17) | 18 | 389 |
| 3. Bird Averitt (1971-72) | 13 | 371 |
| 4. Brandon Armstrong (2000-01) | 14 | 333 |
| 5. Ricardo Brown (1979-80) | 16 | 313 |
| 6. Lamond Murray Jr. (2015-16) | 18 | 312 |
| 7. Tom Lewis (1987-88) | 14 | 306 |
| 8. Doug Christie (1990-91) | 14 | 305 |
| 8. Levy Middlebrooks (1987-88) | 14 | 304 |
| 10. Tony Fuller (1979-80) | 16 | 300 |

SCORING AVERAGE

- | | | | |
|---------------------------------|-----|-------|-------|
| 1. Bird Averitt (1972-73) | 49 | 1,541 | 31.45 |
| 2. Ricardo Brown (1979-80) | 60 | 1,124 | 18.73 |
| 3. Marcos Leite (1974-76) | 60 | 1,119 | 18.65 |
| 4. Sterling Forbes (1958-60) | 74 | 1,349 | 18.23 |
| 5. Tom Lewis (1988-90) | 87 | 1,575 | 18.10 |
| 6. Brandon Armstrong (2000-01) | 65 | 1,175 | 18.08 |
| 7. Hal Grant (1967-68) | 48 | 864 | 18.00 |
| 8. Bob Sands (1969-70) | 51 | 913 | 17.90 |
| 9. Orlando Phillips (1982-83) | 58 | 1,035 | 17.84 |
| 10. Roland Betts (1964-65) | 48 | 819 | 17.06 |
| 11. Mack Taylor (1957-58) | 50 | 849 | 16.98 |
| 12. Steve Ebey (1966-68) | 76 | 1,282 | 16.87 |
| 13. Bob Warlick (1962-63) | 52 | 874 | 16.81 |
| 14. Keion Bell (2009-11) | 83 | 1,365 | 16.45 |
| 15. Tony Fuller (1979-80) | 60 | 982 | 16.37 |
| 16. Tandy Holmes (1966-67) | 49 | 799 | 16.31 |
| 17. Dane Suttle (1980-83) | 105 | 1,701 | 16.20 |
| 18. Doug Christie (1990-92) | 87 | 1,392 | 16.00 |
| 19. Yakhoubia Diawara (2004-05) | 45 | 697 | 15.49 |
| 20. Art Allen (1975-77) | 51 | 786 | 15.41 |

(minimum two seasons)



SCORING RECORDS

50-POINT CLUB

- 57 Bird Averitt vs. Nevada, 1/6/1973, H
- 56 Bird Averitt at Nevada, 2/17/1973, A

40-POINT CLUB

- 49 Bird Averitt vs. Drury College, 1/2/1973, H
- 47 Bird Averitt vs. Saint Mary's, 2/3/1973, H
- 46 Bird Averitt vs. Seattle, 2/1/1973, H
- 44 Bob Morris vs. Chico State, 1/31/1953, H
- 43 Bird Averitt vs. Doane College, 11/25/1972, H
- 41 Bird Averitt vs. Santa Clara, 1/11/1973, A
- 41 Bird Averitt vs. Loyola Marymount, 2/6/1973, A
- 41 Dane Suttle vs. Loyola Marymount, 2/12/1983, A
- 41 Brandon Armstrong vs. Charlotte, 12/29/2000, N
- 41 Lamond Murray Jr. vs. Pacific, 3/3/2017, N
- 40 Bird Averitt vs. UNLV, 2/15/1973, A
- 40 Bird Averitt vs. Seattle, 2/24/1973, A
- 40 Bird Averitt vs. Santa Clara, 3/1/1973, H
- 40 Levy Middlebrooks vs. Loyola Marymount, 2/20/1988, A
- 40 Brandon Armstrong vs. Loyola Marymount, 1/17/2001, A

30-POINT CLUB

- 39 Bryan Hill vs. Saint Mary's, 3/1/1997, N
- 38 Pete Fogo vs. Missouri Valley College, 3/10/1942, N
- 38 Bird Averitt vs. Quincy College, 12/2/1971, H
- 38 Bird Averitt vs. South Alabama, 12/18/1971, H
- 38 Bird Averitt vs. Loyola Marymount, 1/29/1972, A
- 38 Bird Averitt vs. Santa Clara (Feb. 1972)
- 38 Ray Ellis vs. Texas-Arlington, 12/9/1977, H
- 37 Bird Averitt vs. UNLV, 1/4/1973, H
- 37 Keion Bell vs. Gonzaga, 1/21/2010, A
- 36 Mack Taylor vs. Loyola Marymount, 3/5/1957, H
- 36 Reggie Harris vs. Samford, 12/6/1971, H
- 36 Michael Knight vs. Seattle, 2/24/1978, H
- 36 Glen McGowan vs. Maryland, 12/14/2003, A
- 35 Dick Alvord vs. Arizona State, 12/12/1952, H
- 35 Bird Averitt vs. Hawaii (Jan. 1972)
- 35 Bird Averitt vs. Seattle, 3/4/1972, A
- 35 Michael Knight vs. Loyola Marymount, 12/10/1977, H
- 35 Tom Lewis vs. Marshall, 1/4/1988, H
- 35 Dexter Howard vs. Loyola Marymount, 2/14/1990, A
- 35 Gerald Brown vs. San Jose State, 12/23/1995, A
- 35 Gerald Brown vs. Kansas, 12/17/1997, A
- 35 Tashaan Forehan-Kelly vs. LMU, 1/28/2006, H
- 34 Sterling Forbes vs. San Diego State, 1/3/1959, A
- 34 Steve Ebey vs. Arizona State, 12/4/1967, A
- 34 Hal Grant vs. Portland State, 12/22/1967, H
- 34 Marcos Leite vs. Memphis, 3/13/1976, N
- 34 Tony Fuller vs. Seattle, 2/22/1980, A
- 34 Boot Bond vs. Santa Clara, 3/1/1980, H
- 34 Orlando Phillips vs. Southern Calif. College, 11/26/1982, H
- 34 Tom Lewis vs. Nevada, 12/3/1987, H
- 34 Dexter Howard vs. Northeastern, 12/18/1988, H
- 34 Marvin Lea vs. Long Beach State, 12/7/2006, A
- 34 Chase Griffin vs. Santa Clara, 2/26/2007, H
- 34 Tyrone Shelley vs. Cal State Northridge, 11/17/2007, H
- 34 Keion Bell vs. Monmouth, 11/28/2009, N
- 34 Mychel Thompson vs. Nevada, 11/16/2010, N
- 33 Bob Morris vs. Texas-Arlington (Jan. 1953)
- 33 Bob Morris vs. Fresno State, 2/27/1953, H
- 33 Larry Dugan vs. Pasadena Nazarene (Jan. 1955)
- 33 Bird Averitt vs. Pittsburgh, 12/23/1972, H
- 33 Bird Averitt vs. Chaminade, 1/1973, A
- 33 Allan Jones vs. Chicago State, 12/20/1973, H
- 33 Art Allen vs. Santa Clara, 2/17/1977, H

- 33 Boot Bond vs. Loyola Marymount, 2/7/1981, H
- 33 Dane Suttle vs. Loyola Marymount, 3/10/1983, H
- 33 Dexter Howard vs. UC Irvine, 12/10/1988, A
- 33 Brandon Armstrong vs. Saint Mary's, 1/27/2001, A
- 33 Keion Bell vs. Northern Arizona, 11/28/2010, H
- 33 Lamond Murray Jr. vs. Weber State, 11/15/2016, H
- 32 John Furlong vs. Whittier College (Feb. 1950)
- 32 Dick Alvord vs. Pacific (Feb. 1951)
- 32 Larry Dugan vs. UC Santa Barbara, 1/11/1955, A
- 32 Bob Sands vs. Loyola Marymount (Jan. 1970)
- 32 Bird Averitt vs. Evansville, 12/22/1971, A
- 32 Bird Averitt vs. Saint Mary's, 1/8/1972, H
- 32 Bird Averitt vs. San Francisco (Feb. 1972)
- 32 Bird Averitt vs. Santa Clara (Feb. 1972)
- 32 Bird Averitt vs. San Francisco, 1/13/1973, A
- 32 Marcos Leite vs. Saint Mary's, 2/16/1974, H
- 32 Dick Skophammer vs. Portland, 12/29/1973, H
- 32 Dane Suttle vs. Saint Mary's, 2/5/1983, H
- 32 Eric White vs. Loyola Marymount, 1/24/1987, H
- 32 Tom Lewis vs. Loyola Marymount, 3/6/1988, N
- 32 Dexter Howard vs. Loyola Marymount, 2/17/1990, H
- 32 Geoff Lear vs. Saint Mary's, 3/4/1991, N
- 32 Damin Lopez vs. Boise State, 12/21/1992, A
- 32 Marques Johnson vs. Cal State Northridge, 12/5/1995, A
- 32 Brandon Armstrong vs. Gonzaga, 2/2/2001, H
- 32 Brandon Armstrong vs. Gonzaga, 2/17/2001, A
- 32 Alex Acker vs. UC Irvine, 12/18/2003, A
- 32 Chase Griffin vs. Loyola Marymount, 2/17/2007, H
- 32 Keion Bell vs. San Francisco, 1/29/2009, A
- 32 Lamond Murray Jr. vs. Santa Clara, 1/14/2017, H
- 31 Pete Fogo vs. Cal Poly (Feb. 1942)
- 31 Tom Egerer vs. San Francisco, 2/7/1969, A
- 31 Allan Jones vs. Pacific, 12/15/1973, A
- 31 Art Allen vs. Moorhead State, 12/23/1974, H
- 31 Bill Sadler vs. Saint Mary's, 2/14/1981, H
- 31 Orlando Phillips vs. Loyola Marymount, 1/30/1982, H
- 31 Dane Suttle vs. UC Irvine, 12/4/1982, A
- 31 Dane Suttle vs. Seattle Pacific, 12/10/1982, H
- 31 Orlando Phillips vs. San Diego, 2/25/1983, H
- 31 Dexter Howard vs. Nevada, 12/3/1988, A
- 31 Doug Christie vs. Saint Mary's, 1/26/1991, A
- 31 Geoff Lear vs. Loyola Marymount, 2/22/1992, A
- 31 Dana Jones vs. Portland, 2/4/1994, H
- 31 Gerald Brown vs. San Francisco, 2/16/1995, A
- 31 Gerald Brown vs. Saint Mary's, 1/27/1996, A
- 31 Glen McGowan vs. Colorado State, 1/3/2005, H
- 31 Alex Acker vs. San Diego, 2/5/2005, A
- 31 Alex Acker vs. San Diego, 3/5/2005, N
- 31 Keion Bell vs. Texas-San Antonio, 12/4/2010, H
- 31 Mychel Thompson vs. San Francisco, 2/24/2011, A
- 31 Lamond Murray Jr. vs. Pacific, 1/7/2016, H
- 31 Lamond Murray Jr. vs. San Francisco, 2/25/2017, H
- 30 Bob Morris vs. Loyola Marymount (Jan. 1952)
- 30 Bob Morris vs. New Mexico State (Jan. 1953)
- 30 Roland Betts vs. Loyola Marymount, 1/4/1964, H
- 30 Roland Betts vs. Loyola Marymount, 1/30/1965, H
- 30 Bird Averitt vs. Loyola Marymount, 2/12/1972, H
- 30 Reggie Harris vs. Loyola Marymount, 2/12/1972, H
- 30 Bird Averitt vs. San Francisco, 3/4/1973, H
- 30 Chris Thompson vs. Oral Roberts, 1/4/1974, H
- 30 Dick Skophammer vs. Dayton, 1/4/1975, H
- 30 Flintie Ray Williams vs. Portland, 2/12/1977, A
- 30 Eric White vs. South Florida, 12/26/1986, N
- 30 Tom Lewis vs. Santa Clara, 2/13/1988, H
- 30 Doug Christie vs. Loyola Marymount, 1/11/1992, H
- 30 Terrance Johnson vs. San Diego, 2/12/2004, H
- 30 Yakhouba Diawara vs. Saint Mary's, 1/29/2004, H
- 30 Yakhouba Diawara vs. Arkansas State, 12/22/2004, N
- 30 Lamond Murray Jr. vs. BYU, 2/9/17, H



BIRD AVERITT

CAREER 30-POINT GAMES

- 27 Bird Averitt
- 6 Lamond Murray Jr.
- 5 Brandon Armstrong
- 5 Keion Bell
- 5 Dexter Howard
- 5 Bob Morris
- 5 Dane Suttle
- 4 Gerald Brown
- 4 Tom Lewis
- 3 Alex Acker
- 3 Orlando Phillips

FIELD GOAL RECORDS

GAME RECORDS

FIELD GOALS MADE

25	Bird Averitt vs. Nevada, 1/6/1973, H
23	Bird Averitt vs. Nevada, 2/17/1973, A
22	Bird Averitt vs. Drury, 1/2/1973, H
20	Bird Averitt vs. Saint Mary's, 2/3/1973, H
19	Levy Middlebrooks vs. LMU, 2/20/1988, A
18	Bird Averitt vs. Doane, 11/25/1972, H
18	Bird Averitt vs. Loyola Marymount, 2/6/1973, A
18	Bird Averitt vs. UNLV, 2/15/1973, A
17	Bird Averitt vs. Seattle, 2/24/1973, A
17	Bird Averitt vs. Santa Clara, 3/1/1973, H
17	Ray Ellis vs. Texas-Arlington, 12/9/1977, H

CONSECUTIVE FIELD GOALS MADE

17	Dana Jones, 1991-92
----	---------------------

FIELD GOALS ATTEMPTED

51	Bird Averitt vs. Nevada, 2/17/1973, A
40	Bird Averitt vs. Santa Clara, 3/1/1973, H
39	Bird Averitt vs. Doane, 11/25/1972, H
39	Bird Averitt vs. Nevada, 1/6/1973, H
39	Bird Averitt vs. Santa Clara, 1/11/1973, A
37	Bird Averitt vs. Saint Mary's, 2/3/1973, H
36	Bird Averitt vs. Loyola Marymount, 2/6/1973, A
35	Bird Averitt vs. Seattle, 2/24/1973, A
33	Bird Averitt vs. Drury, 1/2/1973, H
33	Bird Averitt vs. UNLV, 2/15/1973, A

FIELD GOAL PCT. (10+ ATTEMPTS)

1.000	Dana Jones vs. Boise State, 11/30/1991 (14-for-14), H
1.000	Danny Ramsey vs. Saint Mary's, 2/4/1978 (11-for-11), A
1.000	Orlando Phillips vs. Texas Tech, 12/23/1982 (11-for-11), H
1.000	Ray Ellis vs. Loyola Marymount, 1/26/1979 (10-for-10), A
.929	Keion Bell vs. San Francisco, 1/29/2009 (13-for-14), A

FIELD GOAL PCT. (15+ ATTEMPTS)

.875	Gerald Brown vs. San Jose State, 12/23/1995 (14-for-16), A
.867	Boot Bond vs. Santa Clara, 3/1/1980 (13-for-15), H
.842	Orlando Phillips vs. So. Calif. Coll., 11/26/1982 (16-for-19), H
.818	Gerald Brown vs. Fresno State, 11/28/1994 (9-for-11), A
.813	Ollie Matson vs. UC Santa Barbara, 12/1/1978 (13-for-16), H
.813	Boot Bond vs. San Francisco, 2/27/1982 (13-for-16), A

FIELD GOAL PCT. (20+ ATTEMPTS)

.750	Dane Suttle vs. LMU, 2/12/1983 (15-for-20), A
.727	Michael Knight vs. Seattle, 2/24/1978 (16-for-22), H
.700	Boot Bond vs. Loyola Marymount, 2/7/1981 (14-for-20), H
.700	Levy Middlebrooks vs. UT-Arlington, 1/7/1988 (14-for-20), H
.680	Ray Ellis vs. Texas-Arlington, 12/9/1977 (17-for-25), H

STATISTICAL NOTE

Field goals were first recorded in 1950-51. Single-game and WCC records are only complete since the 1972-73 season.

CAREER RECORDS

FIELD GOALS MADE

1.	Dana Jones (1991-94)	121	719
2.	Eric White (1984-87)	117	698
3.	Dane Suttle (1980-83)	105	677
4.	Levy Middlebrooks (1985-88)	121	671
5.	Boot Bond (1979-82)	105	639
6.	Bird Averitt (1972-73)	49	615
7.	Dick Skophammer (1973-76)	102	610
8.	Stacy Davis (2013-16)	125	607
9.	Ollie Matson (1975-79)	100	596
10.	Craig Davis (1987-90)	121	593

FIELD GOALS ATTEMPTED

1.	Bird Averitt (1972-73)	49	1,391
2.	Mychel Thompson (2008-11)	128	1,366
3.	Eric White (1984-87)	117	1,332
4.	Stacy Davis (2013-16)	125	1,318
5.	Craig Davis (1987-90)	121	1,285
6.	Dane Suttle (1980-83)	105	1,271
7.	Levy Middlebrooks (1985-88)	121	1,255
8.	Dana Jones (1991-94)	121	1,229
9.	Lamond Murray Jr. (2014-17)	118	1,217
10.	Ollie Matson (1975-79)	100	1,208

SEASON RECORDS

FIELD GOALS MADE

1.	Bird Averitt (1972-73)	25	352
2.	Dane Suttle (1982-83)	29	266
3.	Bird Averitt (1971-72)	24	263
4.	Ricardo Brown (1978-79)	32	258
5.	Levy Middlebrooks (1987-88)	30	255
6.	Lamond Murray Jr. (2016-17)	31	251
7.	Brandon Armstrong (2000-01)	31	240
8.	Dana Jones (1993-94)	30	234
9.	Eric White (1986-87)	30	232
10.	Ricardo Brown (1979-80)	28	228

FIELD GOALS ATTEMPTED

1.	Bird Averitt (1972-73)	25	753
2.	Bird Averitt (1971-72)	24	638
3.	Brandon Armstrong (2000-01)	31	537
4.	Ricardo Brown (1978-79)	32	531
5.	Lamond Murray Jr. (2016-17)	31	528
6.	Bob Morris (1952-53)	25	508
7.	Dane Suttle (1982-83)	29	497
8.	Eric White (1986-87)	30	492
9.	Hal Grant (1967-68)	24	463
10.	Ricardo Brown (1979-80)	28	462
	Mychel Thompson (2010-11)	33	462

CONFERENCE SEASON RECORDS

FIELD GOALS MADE

1.	Bird Averitt (1972-73)	14	228
2.	Lamond Murray Jr. (2016-17)	18	145
3.	Ricardo Brown (1979-80)	16	133
4.	Levy Middlebrooks (1987-88)	14	133
5.	Brandon Armstrong (2000-01)	14	121
6.	Lamond Murray Jr. (2015-16)	18	120
7.	Ricardo Brown (1978-79)	14	118
8.	Boot Bond (1980-81)	14	117
9.	Eric White (1986-87)	14	116
10.	Dana Jones (1993-94)	14	113

FIELD GOALS ATTEMPTED

1.	Bird Averitt (1972-73)	14	470
2.	Lamond Murray Jr. (2016-17)	18	305
3.	Ricardo Brown (1979-80)	16	284
4.	Lamond Murray Jr. (2015-16)	18	265
5.	Ricardo Brown (1978-79)	14	247
	Eric White (1986-87)	14	247
	Brandon Armstrong (1986-87)	14	247
8.	Gerald Brown (1994-95)	14	234
9.	Marcos Leite (1973-74)	14	223
10.	Levy Middlebrooks (1987-88)	14	221

FIELD GOAL PCT.

1.	Orlando Phillips (1982-83)	404	619	.654
2.	Dana Jones (1991-94)	719	1,229	.585
3.	Geoff Lear (1989-92)	558	1,007	.554
4.	Nick Sheppard (1999-00)	202	365	.553
5.	Boot Bond (1979-82)	639	1,157	.552
6.	Bryan Hill (1994-98)	467	855	.546
7.	Bill Sadler (1981-83)	436	801	.544
8.	Clark James (1994-95)	152	280	.543
9.	Casey Crawford (1987-89)	178	328	.543
10.	Dick Skophammer (1973-76)	610	1,125	.542

(minimum 200 FGA, two seasons)

FIELD GOAL PCT.

1.	Orlando Phillips (1982-83)	223	338	.660
2.	Orlando Phillips (1981-82)	182	281	.648
3.	Bryan Hill (1997-98)	125	199	.628
4.	Dana Jones (1992-93)	207	334	.620
5.	Casey Crawford (1987-88)	60	100	.600
6.	Dana Jones (1991-92)	144	247	.583
7.	Nick Sheppard (1999-00)	124	214	.579
8.	Dana Jones (1990-91)	134	232	.578
9.	Levy Middlebrooks (1987-88)	255	443	.576
10.	Geoff Lear (1989-90)	128	224	.571

(minimum 100 FGA)

THREE-POINT RECORDS

GAME RECORDS

THREE-POINTERS MADE

9	Damin Lopez vs. Boise State, 12/21/1992, A
8	Terrance Johnson vs. San Diego, 2/12/2004, H
7	Shann Ferch vs. LMU, 3/5/1989, N
7	Craig Davis vs. LMU, 2/14/1990, A
7	Damin Lopez vs. Michigan, 3/17/1994, N
7	Terrance Johnson vs. Dayton, 11/21/2003, H

THREE-POINTERS ATTEMPTED

17	Damin Lopez vs. Michigan, 3/17/1994, N
16	Kingsley Costain vs. Portland, 1/6/2007, A
15	Damin Lopez vs. Boise State, 12/21/1992, A
15	Marques Johnson vs. Syracuse, 12/13/1996, A
14	Terrance Johnson vs. Dayton, 11/21/2003, H
14	Terrance Johnson vs. Gonzaga, 1/8/2004, A
14	Tomas Pranciulskas vs. USF, 1/15/2007, H

THREE-POINT PCT. (5+ ATTEMPTS)

1.000	Devin Montgomery vs. Santa Clara, 2/23/2002 (6-for-6), H
1.000	Devin Montgomery vs. W. Virginia, 12/30/2001 (5-for-5), N
1.000	Brandon Armstrong vs. Saint Mary's, 1/27/2001 (5-for-5), A
1.000	Dane Suttle Jr. vs. Hampton, 11/27/2009 (5-for-5), N
.857	Craig Davis vs. Texas-Arlington, 1/7/1988 (6-for-7), H
.857	Craig Davis vs. Gonzaga, 1/21/1989 (6-for-7), A
.857	Jelani Gardner vs. LMU, 1/21/1998 (6-for-7), H
.857	Mychel Thompson vs. LMU, 1/9/2010 (6-for-7), H

CONSECUTIVE GAMES WITH A THREE-POINTER

32	Terrance Johnson, Jan. 2003 to Jan. 2004
31	Damin Lopez, Dec. 1992 to Jan. 1994
30	Craig Davis, Jan. 1989 to Jan. 1990
26	Craig Davis, Jan. 1988 to Dec. 1988
19	Doug Christie, Jan. 1992 to March 1992
17	Mychel Thompson, Nov. 2007 to Jan. 2008
16	Tezale Archie, Dec. 1999 to Feb. 2000
16	Brandon Armstrong, Jan. 2001 to March 2001
16	Mychel Thompson, Dec. 2009 to Feb. 2010
15	Alex Acker, Nov. 2004 to Jan. 2005

CONSECUTIVE GAMES WITH MULTIPLE THREE-POINTERS

16	Brandon Armstrong, Jan. 2001 to March 2001
11	Craig Davis, Jan. 1988 to Feb. 1988
10	Tom Lewis, Dec. 1987 to Jan. 1988
10	Rick Welch, Feb. 1991 to Dec. 1991
10	Kingsley Costain, Dec. 2006 to Jan. 2007

STATISTICAL NOTE

Three-point records are complete since the 1986-87 season, when the three-point shot was instituted.

* = statistics later vacated by the NCAA.

CAREER RECORDS

THREE-POINTERS MADE

	G	3FGM
1. Craig Davis (1987-90)	121	274
2. Damin Lopez (1990-94)	117	239
3. Terrance Johnson (2002-04)	90	221
4. Mychel Thompson (2008-11)	128	192
5. Jeremy Major (2014-17)	126	159
6. Craig Lewis (1999-02)	105	151
7. Kingsley Costain (2005-07)	77	146
8. Lorne Jackson (2009-13)	125	144
9. Brandon Armstrong (2000-01)	65	142
10. Tom Lewis (1988-90)	87	132

THREE-POINTERS ATTEMPTED

	G	3FGA
1. Craig Davis (1987-90)	121	629
2. Mychel Thompson (2008-11)	128	589
3. Damin Lopez (1990-94)	117	574
4. Terrance Johnson (2002-04)	90	554
5. Lorne Jackson (2009-13)	125	439
6. Craig Lewis (1999-02)	105	432
7. Jeremy Major (2016-17)	126	431
8. Brandon Armstrong (2000-01)	65	363
9. Kingsley Costain (2005-07)	77	360
10. Tom Lewis (1988-90)	87	332

SEASON RECORDS

THREE-POINTERS MADE

	G	3FGM
1. Damin Lopez (1993-94)	30	100
2. Terrance Johnson (2003-04)	31	88
3. Kingsley Costain (2006-07)	31	80
4. Craig Davis (1987-88)	30	78
5. Brandon Armstrong (1999-00)	31	76
6. Terrance Johnson (2002-03)	28	72
7. Craig Davis (1988-89)	33	71
8. Craig Davis (1986-87)	30	66
Brandon Armstrong (1999-00)	34	66
10. Damin Lopez (1992-93)	21	63

THREE-POINTERS ATTEMPTED

	G	3FGA
1. Damin Lopez (1993-94)	30	243
2. Terrance Johnson (2003-04)	31	211
3. Brandon Armstrong (2000-01)	31	198
4. Kingsley Costain (2006-07)	31	191
5. Craig Davis (1987-88)	30	177
6. Mychel Thompson (2010-11)	33	176
7. Terrance Johnson (2001-02)	31	175
8. Craig Davis (1988-89)	33	174
9. Terrance Johnson (2002-03)	28	168
10. Brandon Armstrong (1999-00)	34	165

CONFERENCE SEASON RECORDS

THREE-POINTERS MADE

	G	3FGM
1. Damin Lopez (1993-94)	14	46
2. Terrance Johnson (2003-04)	14	42
3. Craig Davis (1987-88)	14	37
Terrance Johnson (2002-03)	14	37
5. Brandon Armstrong (2000-01)	14	35
6. Craig Davis (1986-87)	14	33
Mike Westphal (2002-03)	14	33
8. Jelani Gardner (1997-98)	14	32
Nikolas Skouen (2012-13)	16	32
Jeremy Major (2016-17)	18	32

THREE-POINTERS ATTEMPTED

	G	3FGA
1. Damin Lopez (1993-94)	14	101
2. Terrance Johnson (2003-04)	14	92
3. Craig Davis (1987-88)	14	91
4. Brandon Armstrong (2000-01)	14	87
5. Terrance Johnson (2002-03)	14	86
Jeremy Major (2016-17)	18	86
7. Kingsley Costain (2006-07)	14	85
8. Marques Johnson (1995-96)	14	84
9. Bryan Parker (1993-94)	14	82
10. Craig Davis (1986-87)	14	81
Lamond Murray Jr. (2016-17)	18	81

THREE-POINT PCT.

	3FGM	3FGA	PCT
1. Rick Welch (1989-92)	125	279	.448
2. Shann Ferch (1989-90)	113	253	.447
3. Craig Davis (1987-90)	274	629	.436
4. Damin Lopez (1990-94)	239	574	.416
5. Alex Acker (2003-05)	120	292	.411
6. Kingsley Costain (2005-07)	146	360	.406
7. Terrance Johnson (2002-04)	221	554	.399
8. Tom Lewis (1988-90)	132	332	.398
9. Brandon Armstrong (2000-01)	142	363	.391
10. Dane Suttle Jr. (2009-12)	96	252	.381

(minimum 200 3FGA, two seasons)

THREE-POINT PCT.

	3FGM	3FGA	PCT
1. Damin Lopez (1991-92)	51	108	.472
2. Craig Davis (1989-90)	59	127	.465
3. Nikolas Skouen (2012-13)	58	125	.464
4. Rick Welch (1990-91)	53	116	.457
5. Shann Ferch (1988-89)	60	133	.451
6. Shann Ferch (1989-90)	53	120	.442
7. Craig Davis (1987-88)	78	177	.441
8. Tom Lewis (1987-88)	55	125	.440
9. Craig Davis (1986-87)	66	151	.437
10. Mike Westphal (2002-03)	58	133	.436

(minimum 100 3FGA)

(minimum 40 3FGA)

FREE THROW RECORDS

GAME RECORDS

FREE THROWS MADE

19	Ermine Zappa vs. UCSB, 12/17/1955, H
19	Tom Lewis vs. Northeastern, 12/18/1988, H
16	Bird Averitt vs. Seattle, 2/1/1973, H
16	Glen McGowan vs. Colorado State, 1/3/2004, N
15	Tom Lewis vs. San Francisco, 2/6/1988, A
15	Doug Christie vs. Saint Mary's, 1/26/1991, A

CONSECUTIVE FREE THROWS MADE

34	Stacy Davis, 2015-16
26	Jon Korfas, 1984-85

FREE THROWS ATTEMPTED

22	Ermine Zappa vs. UCSB, 12/17/1955, H
22	Tom Lewis vs. Northeastern, 12/18/1988, H
20	Orlando Phillips vs. LMU, 3/10/1983, H
19	Bird Averitt vs. Nevada, 2/17/1973, A
19	Bill Sadler vs. Loyola Marymount, 3/1/1981, A

FREE THROW PERCENTAGE (10+ ATTEMPTS)

1.000	Alex Acker vs. Portland, 1/13/2005 (13-for-13), A
1.000	Mark Wilson vs. Santa Clara, 1/17/1981 (12-for-12), H
1.000	Shann Ferch vs. Loyola Marymount, 2/17/1990 (12-for-12), H
1.000	Tashaan Forehan-Kelly vs. S. Clara, 1/23/2006 (12-for-12), H
1.000	Stacy Davis vs. San Diego, 1/21/2016 (12-for-12), H
1.000	Jason Walberg vs. No. Arizona, 11/28/2007 (11-for-11), A
1.000	Stacy Davis vs. San Diego, 1/11/2014 (11-for-11), A
1.000	Stacy Davis vs. Pacific, 2/6/2014 (11-for-11), H
1.000	Tony Fuller vs. Seattle, 2/22/1980 (10-for-10), A
1.000	Dane Suttle vs. Saint Mary's, 2/5/1983 (10-for-10), H
1.000	Dwayne Polee vs. Mo.-Kansas City, 1/12/1984 (10-for-10), H
1.000	Grant Gondrezick vs. Saint Mary's, 2/7/1986 (10-for-10), H
1.000	Gerald Brown vs. Auburn, 12/12/1997 (10-for-10), N
1.000	Chase Griffin vs. Cal St. Northridge, 11/18/2006 (10-for-10), A
1.000	Lamond Murray Jr vs. BYU, 2/9/2017 (10-for-10), H

FREE THROW PERCENTAGE (15+ ATTEMPTS)

.938	Tom Lewis vs. San Francisco, 2/6/1988 (15-for-16), A
.933	Yakhoubia Diawara vs. Saint Mary's, 1/29/2004 (14-for-15), H
.889	Bird Averitt vs. Seattle, 2/1/1973 (16-for-18), H
.889	Glen McGowan vs. Colorado State, 1/3/2004 (16-for-18), N
.882	Doug Christie vs. Saint Mary's, 1/26/1991 (15-for-17), A
.875	Doug Christie vs. Portland, 2/7/1991 (14-for-16), A
.864	Ermine Zappa vs. UCSB, 12/17/1955 (19-for-22), H
.864	Tom Lewis vs. Northeastern, 12/18/1988 (19-for-22), H

CAREER RECORDS

FREE THROWS MADE

	G	FTM	FREE THROW PCT.	FTM	FTA	PCT
1.	Geoff Lear (1989-92)	123	528	1.	Damin Lopez (1990-94)	224 267 .839
2.	Stacy Davis (2013-16)	125	503	2.	Alex Acker (2003-05)	255 310 .823
3.	Tom Lewis (1988-90)	87	397	3.	Dane Suttle (1980-83)	342 419 .816
4.	Dexter Howard (1987-90)	120	390	4.	Boot Bond (1979-82)	223 274 .814
5.	Steve Ebey (1966-68)	76	382	5.	Steve Ebey (1966-68)	382 482 .793
6.	Steve Sims (1969-71)	77	362	6.	Lorne Jackson (2009-13)	309 399 .774
7.	Glen McGowan (2001-05)	94	359	7.	Stacy Davis (2013-16)	503 654 .769
8.	Doug Christie (1990-92)	87	357	8.	Mark Wilson (1981-84)	229 298 .768
9.	Dwayne Polee (1984-86)	89	354	9.	Gerald Brown (1994-98)	262 341 .768
10.	Keion Bell (2009-11)	83	353	10.	Dwayne Polee (1984-86)	354 461 .768

(minimum 200 FTM, two seasons)

FREE THROWS ATTEMPTED

	G	FTA
1.	Geoff Lear (1989-92)	123 865
2.	Stacy Davis (2013-16)	125 654
3.	Dexter Howard (1987-90)	120 557
4.	Tom Lewis (1988-90)	87 522
	Glen McGowan (2001-05)	94 522
6.	Steve Sims (1969-71)	77 488
7.	Steve Ebey (1966-68)	76 482
8.	Bryan Hill (1994-98)	101 481
9.	Doug Christie (1990-92)	87 478
10.	Keion Bell (2009-11)	83 472

SEASON RECORDS

FREE THROWS MADE

	G	FTM	FREE THROW PCT.	FTM	FTA	PCT
1.	Steve Ebey (1967-68)	26	198	1.	Grant Gondrezick (1985-86)	112 133 .842
2.	Tom Lewis (1987-88)	30	180	2.	Dane Suttle (1982-83)	142 170 .835
3.	Geoff Lear (1991-92)	31	171	3.	Brandon Armstrong (2000-01)	128 155 .826
4.	Glen McGowan (2004-05)	31	170	4.	Steve Ebey (1967-68)	198 241 .822
5.	Bird Averitt (1971-72)	24	167	5.	Dane Suttle (1981-82)	101 123 .821
6.	Stacy Davis (2014-15)	32	156	6.	Stacy Davis (2014-15)	156 193 .808
7.	Geoff Lear (1990-91)	31	155	7.	Chase Griffin (2006-07)	117 145 .807
8.	Dwayne Polee (1984-85)	32	149	8.	Dwayne Polee (1984-85)	149 185 .805
9.	Keion Bell (2009-10)	31	147	9.	T. Forehan-Kelly (2005-06)	139 173 .803
10.	Mack Taylor (1956-57)	24	144	10.	Tony Fuller (1979-80)	144 181 .796
	Bird Averitt (1972-73)	25	144			(minimum 100 FTM)
	Tony Fuller (1979-80)	28	144			
	Doug Christie (1991-92)	31	144			

FREE THROW ATTEMPTED

	G	FTA
1.	Geoff Lear (1990-91)	31 275
2.	Orlando Phillips (1982-83)	29 250
3.	Glen McGowan (2004-05)	31 248
4.	Geoff Lear (1991-92)	31 245
5.	Steve Ebey (1967-68)	26 241
6.	Tom Lewis (1987-88)	30 230
7.	Bird Averitt (1971-72)	24 225
8.	Bird Averitt (1972-73)	25 211
	Geoff Lear (1989-90)	28 211
10.	Tandy Holmes (1965-66)	26 198

CONFERENCE SEASON RECORDS

FREE THROWS MADE

	G	FTM	FREE THROW PCT.	FTM	FTA	PCT
1.	Stacy Davis (2014-15)	18	95	1.	Grant Gondrezick (1985-86)	62 70 .886
2.	Bird Averitt (1972-73)	14	92	2.	Dane Suttle (1982-83)	76 87 .874
3.	Stacy Davis (2015-16)	18	92	3.	Brandon Armstrong (2000-01)	56 66 .848
4.	Tony Fuller (1979-80)	16	90	4.	Dane Suttle (1981-82)	71 84 .845
5.	Doug Christie (1990-91)	14	89	5.	Ollie Matson (1975-76)	43 51 .843
6.	Geoff Lear (1991-92)	14	85	6.	T. Forehan-Kelly (2005-06)	78 93 .839
7.	Doug Christie (1991-92)	14	81	7.	Michael Knight (1976-77)	40 48 .833
8.	Jett Raines (2015-16)	18	80	8.	Tony Fuller (1979-80)	90 111 .811
9.	Bill Sadler (1980-81)	14	78	9.	Chase Griffin (2006-07)	55 68 .809
	Tashaan Forehan-Kelly (2005-06)	14	78	10.	Stacy Davis (2015-16)	92 114 .807

(minimum 40 FTM)

FREE THROWS ATTEMPTED

	G	FTA
1.	Bird Averitt (1972-73)	14 137
2.	Geoff Lear (1990-91)	14 134
3.	Geoff Lear (1991-92)	14 118
	Stacy Davis (2014-15)	18 118
5.	Stacy Davis (2015-16)	18 114
6.	Orlando Phillips (1982-83)	14 112
	Doug Christie (1990-91)	14 112
7.	Tony Fuller (1979-80)	16 111
8.	Orlando Phillips (1981-82)	14 109
10.	Geoff Lear (1989-90)	14 106

STATISTICAL NOTE

Free throw records date to the late 1940s. Single-game and WCC records are only complete since the 1972-73 season.

REBOUND RECORDS

GAME RECORDS

REBOUNDS

36	Larry Dugan vs. UC Santa Barbara, 1/11/1955, A
25	Levy Middlebrooks vs. LMU, 2/20/1988, A
24	Dick Skophammer vs. Portland, 12/29/1973, H
24	Dick Skophammer vs. Neb.-Omaha, 1/5/1976, H
22	Glen McGowan vs. Colorado State, 1/3/2005, H
21	Marcos Leite vs. Nevada, 3/2/1974, H
21	Bryan Hill vs. Portland, 1/23/1997, A
20	Marcos Leite vs. Santa Clara, 1/30/1975, A
19	Billy Williams vs. Pittsburgh, 12/23/1972, H
19	Ray Ellis vs. Saint Mary's, 2/24/1977, A
19	Anthony Frederick vs. Santa Clara, 1/24/1985, A
18	Marcos Leite vs. Saint Mary's, 2/16/1974, H
18	Ollie Matson vs. San Francisco, 3/6/1976, A
18	Ray Ellis vs. Nevada, 2/2/1978, A
17	Dick Skophammer vs. Santa Clara, 3/1/1973, H
17	Marcos Leite vs. Hastings, 12/3/1974, H
17	Ray Ellis vs. Loyola Marymount, 1/20/1978, A
17	Ray Ellis vs. Portland State, 1/21/1978, H
17	Ray Ellis vs. St. Xavier, 12/27/1978, H
17	Victor Anger vs. Seattle Pacific, 12/10/1982, H
17	Eric White vs. Abilene Christian, 12/3/1984, A
17	Levy Middlebrooks vs. McNeese St., 12/12/1987, A
17	Geoff Lear vs. Montana State, 11/23/1990, N
17	Brendan Lane vs. Santa Clara, 1/2/2014, A
16	Dick Skophammer vs. Chaminade, Jan. 1973, A
16	Dick Skophammer vs. Cal State L.A., 1/27/1973, A
16	Marcos Leite vs. Loyola Marymount, 2/8/1975, A
16	Ollie Matson vs. Cal State L.A., 2/25/1975, A
16	Ollie Matson vs. Santa Clara, 2/28/1975, H
16	Ollie Matson vs. San Francisco, 3/1/1975, H
16	Marcos Leite vs. Portland, 12/20/1975, H
16	Ollie Matson vs. UC Riverside, 11/29/1976, H
16	Ray Ellis vs. Santa Clara, 2/17/1977, H
16	Ray Ellis vs. UNLV, 11/29/1977, H
16	Ollie Matson vs. Santa Clara, 1/5/1979, H
16	Scott McCollum vs. Azusa Pacific, 1/5/1981, H
16	Orlando Phillips vs. Santa Clara, 2/4/1983, H
16	Orlando Phillips vs. San Diego, 2/25/1983, H
16	Levy Middlebrooks vs. Saint Mary's, 2/21/1985, H
16	Levy Middlebrooks vs. UCLA, 12/6/1986, A
16	Casey Crawford vs. Portland, 1/29/1988, H
16	Dexter Howard vs. San Diego, 1/11/1990, A
16	Dexter Howard vs. Saint Mary's, 3/3/1990, N
16	Geoff Lear vs. Fresno State, 11/24/1990, A
16	Geoff Lear vs. San Diego, 2/8/1992, H
16	Derek Noether vs. S.F. Austin, 12/11/1993, N
16	Dana Jones vs. Texas-El Paso, 12/29/1993, A
16	Dana Jones vs. Santa Clara, 1/14/1994, H
16	Dana Jones vs. Saint Mary's, 2/25/1994, A
16	Bryan Hill vs. San Diego, 2/28/1998, N
16	Malcolm Thomas vs. LBSU, 11/21/2007, H

CONSECUTIVE GAMES WITH 10+ REBOUNDS

8	Ray Ellis, Jan. 1978 to Feb. 1978
6	Ollie Matson, Feb. 1975 to Dec. 1975
6	Ollie Matson, Jan. 1979
6	Orlando Phillips, Jan. 1983 to Feb. 1983
6	Geoff Lear, Feb. 1990
5	Marcos Leite, Jan. 1975
5	Levy Middlebrooks, Jan. 1987
5	Levy Middlebrooks, Nov. 1987 to Dec. 1987
5	Stacy Davis, Feb. 2016 to March 2016

STATISTICAL NOTE

Rebound records date to the the 1950-51 season. Single-game and WCC records are only complete since the 1972-73 season.

CAREER RECORDS

REBOUNDS

	G	REB
1. Dana Jones (1991-94)	121	1,031
2. Stacy Davis (2013-16)	125	994
3. Levy Middlebrooks (1985-88)	121	972
4. Geoff Lear (1989-92)	123	937
5. Ollie Matson (1975-79)	100	881
6. Dick Skophammer (1973-76)	102	874
7. Sterling Forbes (1958-60)	74	869
8. Harry Dinnel (1961-63)	77	867
9. Ray Ellis (1976-79)	105	848
10. Kelvin Gibbs (1998-01)	124	846

REBOUND AVERAGE

	G	REB	AVG
1. Roland Betts (1964-65)	48	740	15.42
2. Sterling Forbes (1958-60)	74	869	11.74
3. Bob Warlick (1962-63)	52	587	11.29
4. Harry Dinnel (1961-63)	77	867	11.26
5. Hal Grant (1967-68)	48	524	10.92
6. Marcos Leite (1974-76)	60	638	10.63
7. Larry Dugan (1953-55)	74	728	9.84
8. Bob McKenney (1970-71)	43	421	9.79
9. Orlando Phillips (1982-83)	58	529	9.12
10. Ollie Matson (1975-79)	100	884	8.84

(minimum two seasons)

SEASON RECORDS

REBOUNDS

	G	REB
1. Hugh Faulkner (1950-51)	33	434
2. Roland Betts (1964-65)	25	372
3. Roland Betts (1963-64)	23	368
4. Larry Dugan (1954-55)	25	341
5. Bob Warlick (1962-63)	25	326
6. Sterling Forbes (1959-60)	25	325
7. Levy Middlebrooks (1987-88)	30	321
8. Geoff Lear (1990-91)	31	305
9. Harry Dinnel (1960-61)	25	303
10. Harry Dinnel (1961-62)	27	294

REBOUND AVERAGE

	G	REB	AVG
1. Roland Betts (1963-64)	23	368	16.00
2. Roland Betts (1964-65)	25	372	14.88
3. Larry Dugan (1954-55)	25	341	13.64
4. Hugh Faulkner (1950-51)	33	434	13.15
5. Bob Warlick (1962-63)	25	326	13.04
6. Sterling Forbes (1959-60)	25	325	13.00
7. Harry Dinnel (1960-61)	25	303	12.12
8. Bob Morris (1951-52)	23	277	12.04
9. Sterling Forbes (1958-59)	23	272	11.83
10. Marcos Leite (1974-75)	19	211	11.11

CONFERENCE SEASON RECORDS

REBOUNDS

	G	REB
1. Stacy Davis (2015-16)	18	165
2. Marcos Leite (1973-74)	14	157
3. Stacy Davis (2013-14)	18	147
4. Levy Middlebrooks (1987-88)	14	146
5. Dick Skophammer (1972-73)	14	144
Ray Ellis (1978-79)	14	144
7. Geoff Lear (1989-90)	14	139
8. Dana Jones (1993-94)	14	138
Corbin Moore (2011-12)	16	138
10. Ray Ellis (1977-78)	12	137
Geoff Lear (1990-91)	14	137

REBOUND AVERAGE

	G	REB	AVG
1. Marcos Leite (1974-75)	11	132	12.00
2. Ray Ellis (1977-78)	12	137	11.42
3. Marcos Leite (1973-74)	14	157	11.21
4. Marcos Leite (1975-76)	12	128	10.67
5. Levy Middlebrooks (1987-88)	14	146	10.43
6. Dick Skophammer (1972-73)	14	144	10.29
Ray Ellis (1978-79)	14	144	10.29
8. Geoff Lear (1989-90)	14	139	9.93
9. Dana Jones (1993-94)	14	138	9.86
10. Geoff Lear (1990-91)	14	137	9.79



ASSIST RECORDS

GAME RECORDS

ASSISTS

17	Bryan Parker vs. Oral Roberts, 1/9/1993, H
16	Donny Moore vs. Loyola Marymount, 3/6/1988, N
15	Dwayne Polee vs. Abilene Christian, 12/3/1984, A
14	Ricardo Brown vs. Portland State, 12/15/1978, H
14	Jon Korfas vs. Loyola Marymount, 3/5/1986, H
14	Tezale Archie vs. Oklahoma State, 3/19/2000, N
14	Marvin Lea vs. Siena, 11/18/2004, N
13	Bird Averitt vs. Loyola Marymount, 2/10/1973, H
13	Ricardo Brown vs. Santa Clara, 3/1/1980, H
13	Jon Korfas vs. Loyola Marymount, 2/15/1986, A
13	Donny Moore vs. Portland, 1/29/1988, H
13	Donny Moore vs. Gonzaga, 1/30/1988, H
13	Donny Moore vs. Loyola Marymount, 2/20/1988, A
13	Shann Ferch vs. Tenn.-Chattanooga, 12/5/1989, H
12	Michael Knight vs. Santa Clara, 2/11/1978, H
12	Ricardo Brown vs. UC Santa Barbara, 12/1/1978, H
12	Ricardo Brown vs. Santa Clara, 1/5/1979, H
12	Ricardo Brown vs. Saint Mary's, 1/5/1980, A
12	Ricardo Brown vs. Seattle, 2/1/1980, H
12	Dane Suttle vs. Loyola Marymount, 2/7/1981, H
12	Jon Korfas vs. Gonzaga, 2/22/1986, H
12	Donny Moore vs. San Francisco, 2/12/1988, H
12	Doug Christie vs. Boise State, 11/30/1991, H
12	Bryan Parker vs. Georgia State, 12/29/1992, N
12	Bryan Parker vs. TN-Chattanooga, 12/30/1992, A
12	Jelani Gardner vs. San Diego, 1/31/1998, H
12	Marvin Lea vs. San Diego, 2/12/2004, H
12	Jeremy Major vs. Green Bay, 11/28/2013, N

CONSECUTIVE GAMES WITH 10+ ASSISTS

3	Donny Moore, Feb. 1988
2	Art Allen, Dec. 1974
2	Ricardo Brown, Jan. 1979
2	Ricardo Brown, Dec. 1979
2	Dane Suttle, Feb. 1981
2	Dwayne Polee, Feb. 1985 to March 1985
2	Jon Korfas, Feb. 1986
2	Donny Moore, Jan. 1988
2	Bryan Parker, Dec. 1992
2	Tezale Archie, March 2000

CONSECUTIVE GAMES WITH 5+ ASSISTS

12	Jon Korfas, Feb. 1985 to Dec. 1985
10	Donny Moore, Feb. 1988 to March 1988
9	Marty Wilson, Dec. 1987 to Jan. 1988
8	Ricardo Brown, Dec. 1978 to Jan. 1979
8	Ricardo Brown, Dec. 1979 to Jan. 1980
8	Bryan Parker, March 1993 to Dec. 1993
7	Tony Fuller, Dec. 1978 to Jan. 1979
7	Ricardo Brown, Jan. 1979 to Feb. 1979
7	Jon Korfas, Nov. 1984 to Dec. 1984
7	Tezale Archie, Dec. 1999
7	Jelani Gardner, Feb. 1998 to Nov. 1998
6	Jon Korfas, Jan. 1985 to Feb. 1985
6	Jon Korfas, Dec. 1985 to Jan. 1986
6	Jon Korfas, Feb. 1986
6	Bryan Parker, Dec. 1992
6	Tezale Archie, Dec. 1999 to Jan. 2000
6	Jelani Gardner, Jan. 1998
5	Billy Williams, Jan. 1974
5	Michael Knight, Jan. 1978
5	Mark Wilson, Jan. 1984 to Feb. 1984
5	Donny Moore, Feb. 1987 to March 1987
5	Marty Wilson, Nov. 1987 to Dec. 1987
5	Bryan Parker, Dec. 1992 to Jan. 1993
5	Amadi Udenyi, Dec. 2014
5	Amadi Udenyi, Jan. 2016

STATISTICAL NOTE

Assist records were first kept in the 1971-72 season. Single-game and WCC records are only complete since the 1972-73 season.

CAREER RECORDS

ASSISTS

1.	Jeremy Major (2014-17)	126	494
2.	Mark Wilson (1981-84)	108	450
3.	Jon Korfas (1984-86)	90	438
4.	Doug Christie (1990-92)	87	395
5.	Tezale Archie (1996-00)	119	379
6.	Dane Suttle (1980-83)	105	372
7.	Ricardo Brown (1979-80)	60	365
8.	Damin Lopez (1990-94)	96	363
9.	Bryan Parker (1993-94)	61	357
10.	Marty Wilson (1985-89)	105	342

G AST

ASSIST AVERAGE

1.	Ricardo Brown (1979-80)	60	365	6.08
2.	Bryan Parker (1993-94)	61	357	5.85
3.	Jelani Gardner (1998-99)	59	292	4.95
4.	Jon Korfas (1984-86)	90	438	4.87
5.	Donny Moore (1987-88)	58	277	4.78
6.	Doug Christie (1990-92)	87	395	4.54
7.	Mark Wilson (1981-84)	107	450	4.21
8.	Michael Knight (1977-78)	52	221	4.25
9.	Tony Fuller (1979-80)	60	247	4.12
10.	Amadi Udenyi (2014-17)	81	331	4.09

(minimum two seasons)

SEASON RECORDS

ASSISTS

1.	Tezale Archie (1999-00)	34	208
2.	Bryan Parker (1992-93)	31	203
3.	Ricardo Brown (1978-79)	32	197
4.	Jon Korfas (1985-86)	30	187
5.	Jon Korfas (1984-85)	32	177
6.	Ricardo Brown (1979-80)	28	168
7.	Marty Wilson (1988-89)	33	166
8.	Donny Moore (1987-88)	30	164
9.	Tony Fuller (1978-79)	32	159
10.	Bryan Parker (1993-94)	30	154

G AST

ASSIST AVERAGE

1.	Bryan Parker (1992-93)	31	203	6.55
2.	Marty Wilson (1987-88)	17	111	6.53
3.	Jon Korfas (1985-86)	30	187	6.23
4.	Ricardo Brown (1978-79)	32	197	6.16
5.	Tezale Archie (1999-00)	34	208	6.12
6.	Ricardo Brown (1979-80)	28	168	6.00
7.	Jon Korfas (1984-85)	32	177	5.53
8.	Mark Wilson (1982-83)	23	127	5.52
9.	Donny Moore (1987-88)	30	164	5.47
10.	Jelani Gardner (1997-98)	27	145	5.37

CONFERENCE SEASON RECORDS

ASSISTS

1.	Ricardo Brown (1979-80)	16	107
	Jon Korfas (1985-86)	14	107
3.	Donny Moore (1987-88)	14	103
4.	Ricardo Brown (1978-79)	14	89
5.	Amadi Udenyi (2015-16)	18	88
6.	Jelani Gardner (1997-98)	14	86
7.	Jeremy Major (2013-14)	18	80
8.	Tony Fuller (1978-79)	14	79
9.	Doug Christie (1990-91)	14	74
	Bryan Parker (1992-93)	14	74


G AST

ASSIST AVERAGE

1.	Jon Korfas (1985-86)	14	107	7.64
2.	Donny Moore (1987-88)	14	103	7.36
3.	Ricardo Brown (1979-80)	16	107	6.69
4.	Ricardo Brown (1978-79)	14	89	6.36
5.	Jelani Gardner (1997-98)	14	86	6.14
6.	Jon Korfas (1984-85)	12	68	5.67
7.	Tony Fuller (1978-79)	14	79	5.64
8.	Mark Wilson (1983-84)	12	67	5.58
9.	Doug Christie (1990-91)	14	74	5.29
	Bryan Parker (1992-93)	14	74	5.29



JEREMY MAJOR



TEZALE ARCHIE

BLOCKED SHOT RECORDS

GAME RECORDS

BLOCKED SHOTS

11	Jarrad Henry vs. Portland, 2/5/2007, H
10	Cedric Suitt vs. San Diego, 1/26/2002, A
9	Anthony Frederick vs. Santa Clara, 1/24/1985, A
8	Anthony Frederick vs. Hawaii Pacific, 11/25/1984, A
8	Cedric Suitt vs. Saint Mary's, 3/3/2002, N
8	Russell Hicks vs. Portland, 2/12/2005, H
7	Anthony Frederick vs. Gonzaga, 2/2/1985, H
7	Brendan Lane vs. S.D. Christian, 11/9/2013, H
6	Orlando Phillips vs. So. Calif. Coll., 11/26/1982, H
6	Victor Anger vs. Seattle Pacific, 12/10/1982, H
6	Anthony Frederick vs. Portland, 2/21/1986, H
6	Geoff Lear vs. Saint Mary's, 2/1/1991, H
6	Dana Jones vs. Santa Clara, 1/14/1994, H
6	Gavin dan der Putten vs. CSUN, 12/5/1995, A
6	Cedric Suitt vs. Santa Clara, 2/10/2001, A
6	Malcolm Thomas vs. San Diego, 2/4/2008, H
6	Brendan Lane vs. San Jose State, 11/20/2013, H
6	Brendan Lane vs. Saint Mary's, 2/8/2014, H

CONSECUTIVE GAMES WITH A BLOCK

23	Anthony Frederick, Nov. 1984 to Feb. 1985
19	Brendan Lane, Dec. 2013 to March 2014
16	Orlando Phillips, Dec. 1981 to Feb. 1982
14	Cedric Suitt, Dec. 2001 to Feb. 2002
13	Russell Hicks, Jan. 2005 to March 2005
11	Bryan Hill, Dec. 1995 to Feb. 1996
11	Cedric Suitt, Jan. 2000 to Feb. 2000
11	Chris Reyes, Nov. 2016 to Dec. 2016
10	Orlando Phillips, Jan. 1983 to March 1983
10	Michael Cumberland, Feb. 1987 to March 1987
10	Geoff Lear, Jan. 1991 to Feb. 1991
10	Malcolm Thomas, Nov. 2007 to Dec. 2007
10	Taylor Darby, Dec. 2011 to Jan. 2012

CONSECUTIVE GAMES WITH MULTIPLE BLOCKS

10	Orlando Phillips, Dec. 1981 to Jan. 1982
9	Cedric Suitt, Jan. 2002 to Feb. 2002
8	Anthony Frederick, Feb. 1985 to Nov. 1985
7	Brendan Lane, Jan. 2014 to Feb. 2014
6	Anthony Frederick, Dec. 1984 to Jan. 1985
6	Doug Christie, Feb. 1990
6	Cedric Suitt, Feb. 2002 to March 2002
6	Jarrad Henry, Nov. 2006 to Dec. 2006
5	Victor Anger, Feb. 1984 to March 1984
5	Anthony Frederick, Jan. 1986
5	Casey Crawford, Feb. 1988
5	Cedric Suitt, Nov. 2001 to Dec. 2001

STATISTICAL NOTE

Blocked shot records are complete since the 1977-78 season, when it was first kept as an official statistic.

CAREER RECORDS

BLOCKED SHOTS

	G	BLK
1. Cedric Suitt (1998-02)	106	182
2. Geoff Lear (1989-92)	123	152
3. Anthony Frederick (1985-86)	62	145
4. Victor Anger (1981-84)	113	138
5. Jarrad Henry (2004-08)	90	120
6. Dana Jones (1991-94)	121	118
7. Casey Crawford (1987-89)	91	104
8. Orlando Phillips (1982-83)	58	98
9. Dexter Howard (1986-90)	120	95
10. Stacy Davis (2013-16)	125	87

BLOCKED SHOT AVERAGE

	G	BLK	AVG
1. Anthony Frederick (1985-86)	62	145	2.34
2. Cedric Suitt (1998-02)	106	182	1.72
3. Orlando Phillips (1982-83)	58	98	1.69
4. Russell Hicks (2005-06)	46	63	1.37
5. Jarrad Henry (2004-07)	90	120	1.33
6. Geoff Lear (1989-92)	123	152	1.24
7. Victor Anger (1981-84)	113	138	1.22
8. Casey Crawford (1987-89)	91	104	1.14
9. Brett Barnett (1980-81)	41	42	1.02
10. Doug Christie (1990-92)	87	85	0.98

(minimum two seasons)

SEASON RECORDS

BLOCKED SHOTS

	G	BLK
1. Cedric Suitt (2001-02)	31	96
2. Anthony Frederick (1984-85)	32	82
3. Brendan Lane (2013-14)	30	73
4. Jarrad Henry (2006-07)	31	68
5. Malcolm Thomas (2007-08)	32	64
6. Anthony Frederick (1985-86)	30	63
7. Geoff Lear (1990-91)	31	60
8. Victor Anger (1983-84)	27	56
9. Orlando Phillips (1982-83)	29	50
10. Orlando Phillips (1981-82)	24	48
Russell Hicks (2004-05)	30	48

BLOCKED SHOT AVERAGE

	G	BLK	AVG
1. Cedric Suitt (2001-02)	31	96	3.10
2. Anthony Frederick (1984-85)	32	82	2.56
3. Brendan Lane (2013-14)	30	73	2.43
4. Jarrad Henry (2006-07)	31	68	2.19
5. Anthony Frederick (1985-86)	30	63	2.10
6. Victor Anger (1983-84)	27	56	2.07
7. Malcolm Thomas (2007-08)	32	64	2.00
8. Geoff Lear (1990-91)	31	60	1.94
9. Orlando Phillips (1982-83)	29	50	1.72
10. Orlando Phillips (1981-82)	29	48	1.66


CONFERENCE SEASON RECORDS

BLOCKED SHOTS

	G	BLK
1. Cedric Suitt (2001-02)	14	49
2. Brendan Lane (2013-14)	17	43
3. Anthony Frederick (1985-86)	14	36
4. Anthony Frederick (1984-85)	12	35
5. Geoff Lear (1990-91)	14	34
Russell Hicks (2004-05)	13	34
7. Jarrad Henry (2006-07)	14	30
8. Malcolm Thomas (2007-08)	14	29
9. Victor Anger (1983-84)	12	28
10. Casey Crawford (1987-88)	14	27

BLOCKED SHOT AVERAGE

	G	BLK	AVG
1. Cedric Suitt (2001-02)	14	49	3.50
2. Anthony Frederick (1984-85)	12	35	2.92
3. Russell Hicks (2004-05)	13	34	2.62
4. Anthony Frederick (1985-86)	14	36	2.57
5. Brendan Lane (2013-14)	17	43	2.53
6. Geoff Lear (1990-91)	14	34	2.43
7. Victor Anger (1983-84)	12	28	2.33
8. Jarrad Henry (2006-07)	14	30	2.14
9. Malcolm Thomas (2007-08)	14	29	2.07
10. Casey Crawford (1987-88)	14	27	1.93



STEAL RECORDS

GAME RECORDS

STEALS

9	Dana Jones vs. San Francisco, 2/18/1994, A
8	Michael Knight vs. LMU, 12/10/1977, H
7	Michael Knight vs. UC Riverside, 12/15/1977, A
7	Michael Knight vs. Santa Clara, 2/11/1978, H
6	Michael Knight vs. UNLV, 11/29/1977, H
6	Doug Hopkins vs. UC Riverside, 12/15/1977, A
6	Bill Sadler vs. Northland, 1/2/1982, H
6	Dwayne Polee vs. Abilene Christian, 12/2/1983, H
6	Mark Wilson vs. Saint Mary's, 2/18/1984, A
6	Craig Davis vs. Loyola Marymount, 2/20/1988, A
6	Doug Christie vs. San Diego, 1/11/1991, H
6	Jelani Gardner vs. Long Beach St., 11/21/1998, A
6	Brandon Armstrong vs. Indiana, 3/17/2000, N

CONSECUTIVE GAMES WITH A STEAL

36	Bryan Parker, Jan. 1993 to Feb. 1994
24	Dana Jones, Jan. 1993 to Dec. 1993
20	Tezale Archie, Feb. 1999 to Jan. 2000
17	Brandon Armstrong, Dec. 1999 to Feb. 2000
16	Chase Griffin, Nov. 2006 to Jan. 2007
16	Tyrone Shelley, Dec. 2007 to Feb. 2008
15	Dwayne Polee, Feb. 1985 to Dec. 1985
15	Jimmy Miggins, Dec. 2002 to Feb. 2003
14	Michael Knight, Nov. 1977 to Jan. 1978
14	Tony Fuller, Nov. 1978 to Jan. 1979
14	Dexter Howard, Feb. 1998 to Dec. 1998
14	Alex Acker, Dec. 2002 to Feb. 2003

CONSECUTIVE GAMES WITH MULTIPLE STEALS

12	Bryan Parker, Jan. 1993 to March 1993
8	Bryan Parker, Jan. 1994 to Feb. 1994
7	Michael Knight, Nov. 1977 to Dec. 1977
7	Michael Knight, Jan. 1978 to Feb. 1978
7	Craig Davis, Jan. 1990 to Feb. 1990
7	Alex Acker, Feb. 2004 to March 2004
7	Rico Tucker*, Feb. 2008
6	Dwayne Polee, Feb. 1985 to March 1985
6	Doug Christie, Feb. 1991 to Nov. 1991
6	Brandon Armstrong, Jan. 2000 to Feb. 2000
6	Micah McKinney, Dec. 2000

STATISTICAL NOTE

Steal records are complete since the 1977-78 season, when it was first kept as an official statistic.

* = statistics later vacated by the NCAA.

CAREER RECORDS

STEALS

	G	STL
1. Dana Jones (1991-94)	121	211
2. Craig Davis (1987-90)	121	172
3. Doug Christie (1990-92)	87	168
4. Lorne Jackson (2009-13)	125	159
5. Jeremy Major (2016-17)	126	153
6. Mychel Thompson (2008-11)	128	145
7. Kelvin Gibbs (1998-01)	124	141
8. Tezale Archie (1996-00)	119	140
9. Mark Wilson (1981-84)	108	135
10. Alex Acker (2003-05)	88	133

STEAL AVERAGE

	G	STL	AVG
1. Bryan Parker (1993-94)	61	129	2.11
2. Doug Christie (1990-92)	87	168	1.93
3. Dana Jones (1991-94)	121	211	1.74
4. Michael Knight (1977-78)	52	90	1.73
5. Brandon Armstrong (2000-01)	65	110	1.69
6. Jelani Gardner (1998-99)	59	90	1.53
7. Alex Acker (2003-05)	88	133	1.51
8. Ricardo Brown (1979-80)	60	89	1.48
9. Rico Tucker* (2008-09)	54	80	1.48
10. Craig Davis (1987-90)	121	172	1.42

(minimum two seasons)

SEASON RECORDS

STEALS

	G	STL
1. Michael Knight (1977-78)	26	87
2. Dana Jones (1993-94)	30	75
3. Tezale Archie (1999-00)	34	73
4. Bryan Parker (1992-93)	31	71
5. Rico Tucker* (2007-08)	29	65
6. Brandon Armstrong (1999-00)	34	64
7. Doug Christie (1990-91)	28	62
8. Doug Christie (1991-92)	31	62
9. Marvin Lea (2006-07)	31	62
10. Ricardo Brown (1978-79)	32	60

STEAL AVERAGE

	G	STL	AVG
1. Michael Knight (1977-78)	26	87	3.35
2. Dana Jones (1993-94)	30	75	2.50
3. Bryan Parker (1992-93)	31	71	2.29
4. Rico Tucker* (2007-08)	29	65	2.24
5. Doug Christie (1990-91)	28	62	2.21
6. Tezale Archie (1999-00)	34	73	2.15
7. Doug Christie (1991-92)	31	62	2.00
8. Marvin Lea (2006-07)	31	62	2.00
9. Bryan Parker (1993-94)	30	59	1.97
10. Brandon Armstrong (1999-00)	34	64	1.88

CONFERENCE SEASON RECORDS

STEALS


	G	STL
1. Michael Knight (1977-78)	14	41
2. Dana Jones (1993-94)	14	38
3. Doug Christie (1990-91)	14	36
4. Tezale Archie (1999-00)	14	33
5. Derrick Anderson (2000-01)	14	33
6. Lorne Jackson (2012-13)	16	32
7. Rico Tucker* (2007-08)	13	31
8. Bryan Parker (1993-94)	14	30
9. Jeremy Major (2013-14)	18	30
10. Jeremy Major (2014-15)	18	30

STEAL AVERAGE

	G	STL	AVG
1. Michael Knight (1977-78)	14	41	2.93
2. Dana Jones (1993-94)	14	38	2.71
3. Doug Christie (1990-91)	14	36	2.57
4. Rico Tucker* (2007-08)	13	31	2.38
5. Tezale Archie (1999-00)	14	33	2.36
6. Derrick Anderson (2000-01)	14	33	2.36
7. Mark Wilson (1983-84)	12	27	2.25
8. Alex Acker (2003-04)	12	26	2.17
9. Bryan Parker (1993-94)	14	30	2.14
10. eight tied			2.00



BRYAN PARKER



MICHAEL KNIGHT

PARTICIPATION RECORDS

CAREER RECORDS

GAMES PLAYED

	G
1. Mychel Thompson (2008-11)	128
2. Jeremy Major (2014-17)	126
3. Taylor Darby (2009-12)	125
Corbin Moore (2009-12)	125
Lorne Jackson (2009-13)	125
Stacy Davis (2013-16)	125
7. Kelvin Gibbs (1998-01)	124
8. Geoff Lear (1989-92)	123
9. Levy Middlebrooks (1985-88)	121
Craig Davis (1987-90)	121
Dana Jones (1991-94)	121
Derek Noether (1991-94)	121

GAMES STARTED

	G	GS
1. Jeremy Major (2014-17)	126	123
2. Levy Middlebrooks (1985-88)	121	121
3. Tommie Prince (1997-00)	118	118
4. Dana Jones (1991-94)	121	117
5. Kelvin Gibbs (1998-01)	124	114
Mychel Thompson (2008-11)	128	114
7. Craig Davis (1987-90)	121	112
8. Taylor Darby (2009-12)	125	111
9. Stacy Davis (2013-16)	125	106
10. Dick Skophammer (1973-76)	102	102

MINUTES PLAYED

	G	MIN
1. Dana Jones (1991-94)	121	4,178
2. Levy Middlebrooks (1985-88)	121	3,983
3. Stacy Davis (2013-16)	125	3,939
4. Jeremy Major (2014-17)	126	3,805
5. Mychel Thompson (2008-11)	128	3,722
6. Geoff Lear (1989-92)	123	3,717
7. Craig Davis (1987-90)	121	3,636
8. Eric White (1984-87)	117	3,573
9. Tommie Prince (1997-00)	118	3,480
10. Victor Anger (1981-84)	113	3,456

MINUTES AVERAGE

	G	MIN	AVG
1. Ricardo Brown (1979-80)	60	2,186	36.43
2. Tony Fuller (1979-80)	60	2,112	35.20
3. Dana Jones (1991-94)	121	4,178	34.53
4. Alex Acker (2003-05)	88	3,023	34.35
5. Flintie Ray Williams (1976-77)	52	1,783	34.29
6. Jimmy Miggins (2002-03)	58	1,966	33.90
7. Art Allen (1975-77)	51	1,703	33.39
8. Orlando Phillips (1982-83)	58	1,918	33.07
9. Levy Middlebrooks (1985-88)	121	3,983	32.92
10. Marcos Leite (1974-76)	60	1,960	32.67

(minimum two seasons)

VICTORIES

	G	W
1. Dana Jones (1991-94)	121	86
Derek Noether (1991-94)	121	86
3. Geoff Lear (1989-92)	123	83
Damin Lopez (1990-94)	117	83
Kelvin Gibbs (1998-01)	124	83
6. Rick Welch (1989-92)	118	79
7. Steve Guild (1990-93)	109	77
8. Levy Middlebrooks (1985-88)	121	76
Craig Lewis (1999-02)	105	76
Boomer Brazzle (2000-03)	107	76

SEASON RECORDS

MINUTES

	G	MIN
1. Alex Acker (2004-05)	31	1,152
2. Levy Middlebrooks (1987-88)	30	1,147
3. Ricardo Brown (1978-79)	32	1,129
4. Geoff Lear (1990-91)	31	1,113
5. Dana Jones (1992-93)	31	1,110
6. Jon Korfas (1984-85)	32	1,108
7. Tezale Archie (1999-00)	34	1,103
8. Stacy Davis (2015-16)	32	1,092
9. Ollie Matson (1978-79)	32	1,088
10. Geoff Lear (1991-92)	31	1,081

MINUTES AVERAGE

	G	MIN	AVG
1. Levy Middlebrooks (1987-88)	30	1,147	38.23
2. Ricardo Brown (1979-80)	28	1,057	37.75
3. Alex Acker (2004-05)	31	1,152	37.16
4. Tony Fuller (1979-80)	28	1,036	37.00
5. Damin Lopez (1992-93)	21	770	36.67
6. Damin Lopez (1993-94)	30	1,079	35.97
7. Geoff Lear (1990-91)	31	1,113	35.90
8. Dana Jones (1992-93)	31	1,110	35.81
9. Terrance Johnson (2002-03)	28	1,002	35.79
10. Tom Lewis (1987-88)	30	1,073	35.77

CONFERENCE SEASON RECORDS

MINUTES

	G	MIN
1. Lamond Murray Jr. (2016-17)	18	633
2. Stacy Davis (2015-16)	18	615
3. Lamond Murray Jr. (2015-16)	18	610
4. Ricardo Brown (1979-80)	16	602
5. Jeremy Major (2016-17)	18	597
6. Tony Fuller (1979-80)	16	596
7. Stacy Davis (2014-15)	18	566
8. Jeremy Major (2015-16)	18	563
9. Jeremy Major (2013-14)	18	551
10. Dana Jones (1992-93)	14	539

MINUTES AVERAGE

	G	MIN	AVG
1. Dennis Johnson (1975-76)	12	467	38.92
2. Dana Jones (1992-93)	14	539	38.50
3. Levy Middlebrooks (1987-88)	14	531	37.93
4. Eric White (1986-87)	14	528	37.71
5. Ricardo Brown (1979-80)	16	602	37.63
6. Bryan Parker (1992-93)	14	525	37.50
7. Ricardo Brown (1978-79)	14	523	37.36
8. Tony Fuller (1979-80)	16	596	37.25
9. Alex Acker (2002-03)	14	511	36.50
10. Jon Korfas (1984-85)	12	435	36.25



ALEX ACKER



MYCHEL THOMPSON

STATISTICAL NOTE

Games played were first kept in the 1950-51 season. Games started are available since 1972-73. Minutes date back to the 1973-74 season. Victories are complete back to the 1960s and are only counted in games in which the player actually appeared.

DOUBLE-DOUBLE RECORDS

CAREER RECORDS

DOUBLE-DOUBLES	G	D-D
1. Dana Jones (1991-94)	121	39
2. Ollie Matson (1975-79)	100	36
Levy Middlebrooks (1985-88)	121	36
Geoff Lear (1989-92)	123	36
5. Stacy Davis (2013-16)	125	35
6. Marcos Leite (1974-76)	60	33
7. Ray Ellis (1976-79)	105	27
8. Dick Skophammer (1973-76)	102	26
9. Orlando Phillips (1982-83)	58	25
10. Eric White (1984-87)	117	24

SEASON RECORDS

DOUBLE-DOUBLES	G	D-D
1. Levy Middlebrooks (1987-88)	30	19
2. Geoff Lear (1990-91)	31	18
3. Dana Jones (1993-94)	30	15
Stacy Davis (2015-16)	32	15
5. Dana Jones (1992-93)	31	14
6. Marcos Leite (1975-76)	26	13
Orlando Phillips (1982-83)	29	13
Levy Middlebrooks (1986-87)	29	13
9. Marcos Leite (1974-75)	19	12
Ray Ellis (1977-78)	24	12
Orlando Phillips (1981-82)	29	12
Geoff Lear (1989-90)	28	12

GAME RECORDS

CONSECUTIVE GAMES WITH A DOUBLE-DOUBLE

6	Ray Ellis, Jan. 1978 to Feb. 1978
6	Orlando Phillips, Jan. 1983 to Feb. 1983
6	Geoff Lear, Feb. 1990
5	Marcos Leite, Jan. 1975
5	Ollie Matson, Jan. 1979
5	Levy Middlebrooks, Jan. 1987
5	Levy Middlebrooks, Nov. 1987 to Dec. 1987
5	Stacy Davis, Feb. 2016 to March 2016
4	Dick Skophammer, Jan. 1973 to Feb. 1973
4	Marcos Leite, Feb. 1974
4	Ollie Matson, Feb. 1975 to Nov. 1975
4	Dick Skophammer, Feb. 1975 to Dec. 1975
4	Marcos Leite, Feb. 1976
4	Orlando Phillips, Jan. 1982
4	Levy Middlebrooks, Dec. 1987 to Jan. 1988
4	Geoff Lear, Nov. 1990 to Dec. 1990
4	Geoff Lear, Feb. 1991
4	Dana Jones, Jan. 1994 to Feb. 1994
4	Glen McGowan, Dec. 2004 to Jan. 2005

STATISTICAL NOTE

Double-double statistics are available since the 1972-73 season.

TOP PERFORMANCES

TRIPLE-DOUBLE

Doug Christie (21-10-11) vs. Saint Mary's, 2/1/1991, H

40 POINTS - 10 REBOUNDS

Levy Middlebrooks (40-25) vs. LMU, 2/20/1988, A
Lamond Murray Jr. (41-10) vs. Pacific, 3/3/2017, N

30 POINTS - 20 REBOUNDS

Dick Skophammer (32-24) vs. Portland, 12/29/1973, H
Glen McGowan (31-22) vs. Colorado State, 1/3/2005, H

30 POINTS - 10 REBOUNDS

Allan Jones (31-13) vs. Pacific, 12/15/1973, A
Marcos Leite (32-18) vs. Saint Mary's, 2/16/1974, H
Ray Ellis (38-15) vs. Texas-Arlington, 12/9/1977, H
Bill Sadler (31-11) vs. Saint Mary's, 2/14/1981, H
Orlando Phillips (31-12) vs. LMU, 1/30/1982, H
Orlando Phillips (31-16) vs. San Diego, 2/25/1983, H
Eric White (32-15) vs. Loyola Marymount, 1/24/1987, H
Dexter Howard (33-11) vs. UC Irvine, 12/10/1988, A
Dexter Howard (35-10) vs. LMU, 2/14/1990, A
Geoff Lear (32-14) vs. Saint Mary's, 3/4/1991, N
Dana Jones (31-14) vs. Portland, 2/4/1994, H
Yakhouba Diawara (30-10) vs. St. Mary's, 1/29/2004, H
Yakhouba Diawara (30-10) vs. Ark. St., 12/22/2004, N
Mychel Thompson (31-10) vs. USF, 2/24/2011, A
Lamond Murray Jr. (31-10) vs. Pacific, 1/7/2016, H

25 POINTS - 10 REBOUNDS

Allan Jones (28-14) vs. Evansville, 12/8/1973, A
Marcos Leite (26-11) vs. LMU, 2/5/1974, H
Marcos Leite (27-17) vs. Hastings, 12/3/1974, H
Dick Skophammer (27-10) vs. Memphis, 12/21/1974, H
Art Allen (29-10) vs. Grace, 1/6/1975, H
Marcos Leite (26-10) vs. Saint Mary's, 1/16/1975, A
Marcos Leite (28-13) vs. Seattle, 1/18/1975, A
Marcos Leite (25-16) vs. LMU, 2/8/1975, A
Marcos Leite (29-11) vs. Mount Marty, 12/13/1975, H
Dick Skophammer (25-12) vs. UNLV, 1/30/1976, A
Marcos Leite (25-10) vs. LMU, 2/10/1976, H
Marcos Leite (29-14) vs. Santa Clara, 2/28/1976, A
Marcos Leite (28-15) vs. San Francisco, 3/6/1976, A
Ollie Matson (29-16) vs. Santa Clara, 1/5/1979, H
Ollie Matson (26-10) vs. Centenary, 2/26/1979, H
Tony Fuller (26-11) vs. Kansas, 12/27/1979, H
Tony Fuller (29-11) vs. Santa Clara, 3/1/1980, H
Bill Sadler (26-10) vs. San Francisco, 3/9/1981, N
Orlando Phillips (25-11) vs. Portland, 2/4/1982, A
Orlando Phillips (26-13) vs. LMU, 3/4/1982, A
Orlando Phillips (28-10) vs. Bethany Naz., 1/3/1983, H
Scott McCollum (25-12) vs. Missouri-KC, 1/12/1984, H
Eric White (28-12) vs. Portland, 2/16/1985, A
Eric White (26-13) vs. Duke, 3/15/1985, N
Eric White (27-12) vs. UC Irvine, 12/20/1986, A
Eric White (28-13) vs. San Diego, 1/31/1987, A
Levy Middlebrooks (27-13) vs. LMU, 1/24/1987, H
Levy Middlebrooks (28-12) vs. UC Irvine, 12/1/1987, H
Levy Middlebrooks (26-10) vs. Nevada, 12/3/1987, H
Levy Middlebrooks (28-12) vs. Portland, 1/23/1988, A
Levy Middlebrooks (26-11) vs. Santa Clara, 2/5/1988, A
Tom Lewis (28-10) vs. New Mexico, 3/17/1988, A
Dexter Howard (27-12) vs. LMU, 1/25/1989, H
Tom Lewis (25-12) vs. LMU, 1/25/1989, H
Geoff Lear (25-10) vs. UC Irvine, 12/19/1989, H
Geoff Lear (25-10) vs. LMU, 1/16/1991, H
Geoff Lear (27-11) vs. Portland, 2/16/1991, H
Geoff Lear (29-13) vs. Santa Clara, 2/21/1991, A
Geoff Lear (25-15) vs. Portland, 3/2/1991, N
Geoff Lear (27-11) vs. Portland, 1/18/1992, A
Geoff Lear (28-10) vs. San Diego, 2/13/1992, A
Dana Jones (25-13) vs. Gonzaga, 1/15/1993, H
Dana Jones (27-13) vs. Saint Mary's, 3/5/1994, N
Alex Acker (29-12) vs. Ark.-Little Rock, 12/28/2002, N
Glen McGowan (28-13) vs. Portland, 2/7/2004, A
Glen McGowan (27-13) vs. UNLV, 12/8/2004, H
Glen McGowan (26-12) vs. California, 12/23/2004, A
Glen McGowan (27-13) vs. Santa Clara, 2/17/2005, A
Brendan Lane (26-13) vs. Green Bay, 11/28/2013, N
Brendan Lane (26-17) vs. Santa Clara, 1/2/2014, A

Stacy Davis (28-10) vs. San Diego, 1/11/2014, A
Stacy Davis (27-12) at LMU, 2/20/2014, A
Stacy Davis (27-13) vs. Portland, 2/4/2016, H

20 POINTS - 20 REBOUNDS

Marcos Leite (22-21) vs. Nevada, 3/2/1974, H
Marcos Leite (20-20) vs. Santa Clara, 1/30/1975, A

10 POINTS - 20 REBOUNDS

Dick Skophammer (11-24) vs. Neb.-Omaha, 1/5/1976, H
Bryan Hill (13-21) vs. Portland, 1/23/1997, A

40 POINTS - 10 ASSISTS

William Averitt (47-10) vs. Saint Mary's, 2/3/1973, H

30 POINTS - 10 ASSISTS

Art Allen (31-11) vs. Moorhead State, 12/23/1974, H
Dane Suttle (33-11) vs. LMU, 3/10/1983, H

20 POINTS - 10 ASSISTS

Art Allen (25-10) vs. Memphis State, 12/21/1974, H
Tony Fuller (24-10) vs. LMU, 1/19/1979, H
Ricardo Brown (21-12) vs. Santa Clara, 1/5/1979, H
Ricardo Brown (23-11) vs. Oklahoma, 12/19/1979, H
Ricardo Brown (22-10) vs. UALR, 12/21/1979, N
Ricardo Brown (27-10) vs. Kansas, 12/27/1979, H
Ricardo Brown (20-12) vs. Saint Mary's, 1/5/1980, A
Ricardo Brown (22-12) vs. Seattle, 2/1/1980, H
Dane Suttle (23-12) vs. LMU, 2/7/1981, H
Dane Suttle (27-10) vs. San Francisco, 2/13/1981, H
Doug Christie (24-10) vs. LMU, 1/19/1991, A
Doug Christie (28-10) vs. Montana, 12/14/1991, H
Lorne Jackson (23-10) vs. Seattle, 1/2/2011, H



LEVY MIDDLEBROOKS

FRESHMAN RECORDS

GAME RECORDS

POINTS

34	Tyrone Shelley vs. CSUN, 11/17/2007, H
32	Marcos Leite vs. Saint Mary's, 2/16/1974, H
32	Keion Bell vs. San Francisco, 1/29/2009, A
29	Alex Acker (RS) vs. UALR, 12/28/2002, N
28	Craig Davis (RS) vs. Gonzaga, 2/28/1987, A
28	Tyrone Shelley vs. San Francisco, 3/3/2008, A
26	Marcos Leite vs. LMU, 2/5/1974, H
26	Ollie Matson vs. Nevada, 2/20/1975, A
25	Michael Gerrity vs. UC Irvine, 11/26/2005, H
25	Tyrone Shelley vs. LBSU, 11/21/2007, H

FIELD GOALS MADE

13	Marcos Leite vs. Saint Mary's, 2/16/1974, H
13	Keion Bell vs. San Francisco, 1/29/2009, A
12	Tyrone Shelley vs. CSUN, 11/17/2007, H

THREE-POINTERS MADE

6	Kingsley Costain vs. San Diego, 2/5/2005, A
6	Tyrone Shelley vs. CSUN, 11/27/2007, H
5	many times

FREE THROWS MADE

12	Mark Wilson vs. Santa Clara, 1/17/1981, H
11	Alex Acker (RS) vs. Portland, 1/9/2003, A
10	Tyrone Shelley vs. LBSU, 11/21/2007, H

REBOUNDS

21	Marcos Leite vs. Nevada, 3/2/1974, H
18	Marcos Leite vs. Saint Mary's, 2/16/1974, H
17	Dick Skophammer vs. Santa Clara, 3/1/1973, H

ASSISTS

12	Marvin Lea (RS) vs. San Diego, 2/12/2004, H
12	Jeremy Major vs. Green Bay, 11/28/2013, N
10	Marvin Lea (RS) vs. San Francisco, 2/26/2004, A

BLOCKED SHOTS

8	Russell Hicks vs. Portland, 2/12/2005, H
6	Malcolm Thomas vs. San Diego, 2/4/2008, H
5	many times

STEALS

5	Shaun Davis vs. Colorado, 11/24/2003, H
5	Michael Gerrity vs. San Francisco, 1/7/2006, H
5	Mychel Thompson vs. No. Arizona, 11/28/2007, A
5	Mychel Thompson vs. San Diego, 3/1/2008, A
5	Keion Bell vs. San Diego, 2/14/2009, H

STATISTICAL NOTE

Freshman records are currently available beginning with the 1972-73 season.

SEASON RECORDS

POINTS

1.	Tyrone Shelley (2007-08)	32	482
2.	Keion Bell (2008-09)	26	412
3.	Malcolm Thomas (2007-08)	32	401

POINTS PER GAME

1.	Tyrone Shelley (2007-08)	32	482	15.1
2.	Ollie Matson (1974-75)	25	354	14.2
3.	Michael Gerrity (2005-06)	21	297	14.1

FIELD GOALS MADE

1.	Tyrone Shelley (2007-08)	32	167
2.	Terrance Johnson (RS) (2001-02)	31	158
3.	Keion Bell (2008-09)	26	151

FIELD GOAL PERCENTAGE

1.	Dana Jones (1990-91)	134	232	.578
2.	Eric White (1983-84)	72	131	.550
3.	Derek Noether (RS) (1990-91)	75	140	.536

(minimum 100 FGA)

THREE-POINTERS MADE

1.	Craig Davis (RS) (1986-87)	30	66
2.	Terrance Johnson (RS) (2001-02)	31	61
3.	Mychel Thompson (2007-08)	32	56

THREE-POINT PERCENTAGE

1.	Craig Davis (RS) (1986-87)	66	151	.437
2.	Alex Acker (RS) (2002-03)	29	68	.426
3.	Knox Hellums (2016-17)	33	78	.423

(minimum 1 3FGM per game)

FREE THROWS MADE

1.	Malcolm Thomas (2007-08)	32	105
2.	Tyrone Shelley (2007-08)	32	100
3.	Keion Bell (2008-09)	26	86

FREE THROW PERCENTAGE

1.	Alex Acker (RS) (2002-03)	79	97	.814
2.	Tyrone Shelley (2007-08)	100	131	.763
3.	Stacy Davis (2012-13)	81	108	.750

(minimum 75 FTM)

REBOUNDS

1.	Malcolm Thomas (2007-08)	32	281
2.	Dick Skophammer (1972-73)	24	253
3.	Dana Jones (1990-91)	30	245

REBOUNDS PER GAME

1.	Dick Skophammer (1972-73)	24	253	10.5
2.	Malcolm Thomas (2007-08)	32	281	8.8
3.	Ollie Matson (1974-75)	25	205	8.2

G PTS

ASSISTS

1.	Jeremy Major (2013-14)	31	138
2.	Shaun Davis (2003-04)	26	108
3.	Flintie Ray Williams (1975-76)	26	95

ASSISTS PER GAME

1.	Jeremy Major (2013-14)	31	138	4.5
2.	Shaun Davis (2003-04)	26	108	4.2
3.	Flintie Ray Williams (1975-76)	26	95	3.7

BLOCKED SHOTS

1.	Malcolm Thomas (2007-08)	32	64
2.	Russell Hicks (2004-05)	30	48
3.	Dana Jones (1990-91)	30	26

BLOCKED SHOTS PER GAME

1.	Malcolm Thomas (2007-08)	32	64	2.0
2.	Russell Hicks (2004-05)	30	48	1.6
3.	Dana Jones (1990-91)	30	26	0.9

STEALS

1.	Tyrone Shelley (2007-08)	32	52
	Mychel Thompson (2007-08)	32	52
3.	Keion Bell (2008-09)	26	48

STEALS PER GAME

1.	Michael Gerrity (2005-06)	21	39	1.9
2.	Tyrone Shelley (2007-08)	32	52	1.6
	Mychel Thompson (2007-08)	32	52	1.6

MINUTES

1.	Malcolm Thomas (2007-08)	32	967
2.	Levy Middlebrooks (1984-85)	32	953
	Dana Jones (1990-91)	30	953

MINUTES PER GAME

1.	Flintie Ray Williams (1975-76)	26	873	33.6
2.	Alex Acker (RS) (2002-03)	28	931	33.2
3.	Michael Gerrity (2005-06)	21	698	33.2



TEAM RATES

\$125 without Breakfast
\$145 with Breakfast for 2

ALUMNI / FAN RATES

\$125 Weekend
\$189 Weekday

Special Concessions Include:

Basic Guestroom High Speed Internet
M-Club Floor Upgrade for Head Coach
Discounted Overnight Self-Parking
Complimentary Bus Parking
Marriott Rewards Points



GUEST ROOMS

478 Guestrooms & Suites
38,000 sq. ft. of meeting space
25 miles to Los Angeles Intl. Airport
14 miles to Bob Hope Airport
Starbucks in Lobby
Urban Oasis, Poolside Firepit Lounge
Q Martini Bar, Breeze An American Grill
Indoor/Outdoor Pool, Whirlpool
Full Service Business Center
24-hour Fitness Center

VISIT

Hollywood Walk of Fame
Universal Studios
Ronald Reagan Presidential Library
LA Zoo
The Getty Villa
Malibu Beaches
Warner Bros. Studios
El Capitan Theatre
Six Flags Magic Mountain
Skirball Cultural Center
3rd St. Promenade, Santa Monica

EXPLORE

Westfield Promenade Mall Topanga/
The Village
El Torito
TGI Friday's
P.F. Chang's
Ruth's Chris Steakhouse
AMC 16 Theatres
Warner Ranch Park
Maggiano's Little Italy
Corner Bakery Cafe
Fleming's Prime Steakhouse
Roy's Hawaiian Fusion

WARNER CENTER MARRIOTT

21850 OXNARD STREET
WOODLAND HILLS, CA 91367
Phone: 818-227-6161 Ext.6001
Email: Sales@warnercentermarriott.com
www.warnercentermarriott.com



MARRIOTT
WARNER CENTER
WOODLAND HILLS

Rate & Concessions Subject to Availability. Must Mention This Promotion Upon Booking. Rates Exclude Taxes and Fees.

YEARLY STATISTICAL LEADERS

YEAR	SCORING	REBOUNDS	ASSISTS	BLOCKS	STEALS
1938-39	(13.7) Elmore Price	—	—	—	—
1939-40	—	—	—	—	—
1940-41	—	—	—	—	—
1941-42	(18.1) Pete Fogo	—	—	—	—
1942-43	(18.5) Pete Fogo	—	—	—	—
1943-44	(12.8) Nick Buzolich	—	—	—	—
1944-45	(16.7) Nick Buzolich	—	—	—	—
1945-46	(12.7) Nick Buzolich	—	—	—	—
1946-47	(9.7) Joy Pace	—	—	—	—
1947-48	(12.9) Joy Pace	—	—	—	—
1948-49	(8.8) Hugh Faulkner	—	—	—	—
1949-50	(11.0) John Furlong	—	—	—	—
1950-51	(13.5) John Furlong	(13.2) Hugh Faulkner	—	—	—
1951-52	(14.7) Dick Alvord	(12.0) Bob Morris	—	—	—
1952-53	(18.8) Bob Morris	(8.0) Bob Morris	—	—	—
1953-54	(15.4) Larry Dugan	(9.6) Larry Dugan	—	—	—
1954-55	(17.4) Larry Dugan	(13.6) Larry Dugan	—	—	—
1955-56	(14.6) Ermine Zappa	(9.8) Ermine Zappa	—	—	—
1956-57	(22.0) Mack Taylor	(11.0) John Kasser	—	—	—
1957-58	(18.6) Sterling Forbes**	(10.6) George Taylor	—	—	—
1958-59	(18.4) Sterling Forbes	(11.8) Sterling Forbes	—	—	—
1959-60	(17.7) Sterling Forbes**	(13.0) Sterling Forbes	—	—	—
1960-61	(13.6) Noel Smith	(12.1) Harry Dinnel	—	—	—
1961-62	(16.4) Bob Warlick	(10.9) Harry Dinnel	—	—	—
1962-63	(17.3) Bob Warlick	(13.0) Bob Warlick**	—	—	—
1963-64	(17.8) Roland Betts	(16.0) Roland Betts**	—	—	—
1964-65	(16.4) Roland Betts	(14.9) Roland Betts	—	—	—
1965-66	(20.3) Tandy Holmes	(8.1) Tandy Holmes	—	—	—
1966-67	(17.7) Hal Grant	(10.8) Hal Grant	—	—	—
1967-68	(22.9) Steve Ebey**	(11.0) Hal Grant	—	—	—
1968-69	(16.1) Bob Sands	(9.6) Jacob Davis	—	—	—
1969-70	(19.8) Bob Sands	(10.7) Bob McKenney	—	—	—
1970-71	(16.8) Steve Sims	(9.4) Hiram Peterson	—	—	—
1971-72	(28.9) Bird Averitt**	(9.4) Jeff Hendrix	(3.9) Stanford Williams	—	—
1972-73	(33.9) Bird Averitt**	(10.5) Dick Skophammer	(4.6) Bird Averitt	—	—
1973-74	(14.1) Dick Skophammer	(7.7) Dick Skophammer	(4.3) Billy Williams	—	—
1974-75	(19.7) Marcos Leite	(11.1) Marcos Leite	(4.3) Art Allen	—	—
1975-76	(18.7) Marcos Leite	(10.0) Marcos Leite	(3.7) Flintie Ray Williams	—	—
1976-77	(16.3) Flintie Ray Williams	(8.4) Ray Ellis	(3.9) Art Allen	—	—
1977-78	(16.2) Michael Knight	(11.0) Ray Ellis	(4.5) Michael Knight	(1.1) Ray Ellis	(3.3) Michael Knight
1978-79	(18.0) Ricardo Brown	(9.1) Ray Ellis	(6.2) Ricardo Brown**	(0.9) Ray Ellis	(1.9) Ricardo Brown
1979-80	(19.5) Ricardo Brown	(6.9) Tony Fuller	(6.0) Ricardo Brown	(1.1) Brett Barnett	(1.1) Tony Fuller
1980-81	(18.5) Boot Bond	(7.2) Victor Anger	(3.5) Dane Suttle	(0.8) Dave Netherton	(1.5) Boot Bond
1981-82	(18.4) Boot Bond	(8.7) Orlando Phillips	(4.3) Dane Suttle	(1.7) Orlando Phillips**	(1.0) Mark Wilson
1982-83	(23.4) Dane Suttle	(9.6) Orlando Phillips**	(5.5) Mark Wilson	(1.7) Orlando Phillips**	(1.4) Mark Wilson
1983-84	(13.7) Grant Gondrezick	(7.3) Scott McCollum	(5.3) Mark Wilson	(2.1) Victor Anger**	(1.7) Mark Wilson
1984-85	(15.9) Eric White	(9.2) Eric White	(5.5) Jon Korfas	(2.6) Anthony Frederick**	(1.5) Jon Korfas
1985-86	(15.7) Dwayne Polee	(6.9) Anthony Frederick	(6.2) Jon Korfas	(2.1) Anthony Frederick**	(1.5) Dwayne Polee
1986-87	(19.3) Eric White**	(9.0) Levy Middlebrooks**	(4.0) Donny Moore	(0.9) Michael Cumberland	(0.9) Eric White
1987-88	(22.9) Tom Lewis**	(10.7) Levy Middlebrooks**	(5.5) Donny Moore	(1.5) Casey Crawford	(1.7) Craig Davis
1988-89	(16.2) Tom Lewis	(7.5) Casey Crawford	(5.0) Lamar Wilson	(1.3) Casey Crawford	(1.5) Craig Davis
1989-90	(17.9) Dexter Howard	(8.9) Geoff Lear	(4.0) Doug Christie	(1.2) D. Christie/G. Lear**	(1.8) Craig Davis
1990-91	(19.1) Doug Christie	(9.8) Geoff Lear	(4.8) Doug Christie	(1.9) Geoff Lear**	(2.2) Doug Christie
1991-92	(19.5) Doug Christie	(7.1) Dana Jones	(4.8) Doug Christie	(1.2) Geoff Lear	(2.0) Doug Christie
1992-93	(15.6) Dana Jones	(9.1) Dana Jones**	(6.5) Bryan Parker	(1.2) Dana Jones	(2.3) Bryan Parker
1993-94	(18.4) Dana Jones	(9.7) Dana Jones**	(5.1) Bryan Parker	(1.3) Dana Jones	(2.5) Dana Jones
1994-95	(16.5) Gerald Brown	(5.3) Gavin Van Der Putten	(2.7) Gerald Brown	(0.9) Gavin Van Der Putten	(1.2) Gerald Brown
1995-96	(17.8) Gerald Brown**	(7.3) Bryan Hill	(4.0) Khary Hervey	(1.4) Gavin Van Der Putten**	(1.5) Marques Johnson
1996-97	(14.5) Bryan Hill	(8.1) Bryan Hill**	(2.4) Khary Hervey	(1.0) Marc McDowell	(1.3) Marques Johnson
1997-98	(16.9) Gerald Brown	(6.9) Bryan Hill	(5.4) Jelani Gardner	(0.7) Kelvin Gibbs	(1.9) Jelani Gardner
1998-99	(13.9) Jelani Gardner	(7.3) Kelvin Gibbs	(4.6) Jelani Gardner	(1.1) Kelvin Gibbs	(1.3) Jelani Gardner

** Led the West Coast Conference. Must have appeared in 2/3 of Pepperdine's games to qualify.

YEARLY STATISTICAL LEADERS

YEAR	MINUTES	FIELD GOAL PCT.	3-POINTERS MADE	FREE THROWS MADE	DOUBLE-DOUBLES
1938-39	—	—	—	—	—
1939-40	—	—	—	—	—
1940-41	—	—	—	—	—
1941-42	—	—	—	—	—
1942-43	—	—	—	—	—
1943-44	—	—	—	—	—
1944-45	—	—	—	—	—
1945-46	—	—	—	—	—
1946-47	—	—	—	—	—
1947-48	—	—	—	—	—
1948-49	—	—	—	—	—
1949-50	—	—	—	—	—
1950-51	—	(.452) John Furlong	—	(112) John Furlong	—
1951-52	—	(.464) Dick Alvord	—	(80) Ken Milo	—
1952-53	—	(.411) Larry Dugan	—	(84) Ron Faulkner	—
1953-54	—	(.423) Bill Barnes	—	(93) Larry Dugan	—
1954-55	—	(.438) Larry Dugan	—	(91) Larry Dugan	—
1955-56	—	(.413) Ermine Zappa	—	(103) Ermine Zappa	—
1956-57	—	(.424) John Rettberg	—	(144) Mack Taylor	—
1957-58	—	(.439) Sterling Forbes	—	(124) Sterling Forbes	—
1958-59	—	(.453) Sterling Forbes	—	(99) Sterling Forbes	—
1959-60	—	(.480) Sterling Forbes	—	(98) Sterling Forbes	—
1960-61	—	(.440) Harry Dinnel	—	(110) Noel Smith	—
1961-62	—	(.453) Tim Tift	—	(90) Dinnel/Warlick	—
1962-63	—	(.446) Bob Warlick	—	(101) Harry Dinnel	—
1963-64	—	(.451) William Smith	—	(115) Roland Betts	—
1964-65	—	(.473) Gene Low	—	(72) Roland Betts	—
1965-66	—	(.520) Tandy Holmes	—	(121) Tandy Holmes	—
1966-67	—	(.496) Steve Ebey	—	(116) Steve Ebey	—
1967-68	—	(.497) Ron Whitehouse	—	(198) Steve Ebey	—
1968-69	—	(.497) Bob Sands	—	(105) Steve Sims	—
1969-70	—	(.480) Bob McKenney	—	(140) Steve Sims	—
1970-71	—	(.478) Jeff Hendrix	—	(117) Steve Sims	—
1971-72	—	(.515) Jim Robeson	—	(167) William Averitt	—
1972-73	—	(.528) Dick Skophammer	—	(144) William Averitt	(10) Dick Skophammer
1973-74	(34.5) Billy Williams	(.569) Billy Williams	—	(63) Dick Skophammer	(8) Marcos Leite
1974-75	(34.1) Art Allen	(.549) Dick Skophammer	—	(70) Ollie Matson	(12) Marcos Leite
1975-76	(34.3) Dennis Johnson	(.545) Dick Skophammer	—	(87) Marcos Leite	(13) Marcos Leite
1976-77	(35.0) Flintie Ray Williams	(.534) Michael Knight	—	(67) Art Allen	(7) Ollie Matson
1977-78	(35.4) Ray Ellis	(.520) Danny Ramsey	—	(81) Michael Knight	(12) Ray Ellis
1978-79	(35.3) Ricardo Brown	(.512) Mark Graebe	—	(93) Ollie Matson	(11) Ollie Matson
1979-80	(37.8) Ricardo Brown	(.565) Tony Fuller	—	(144) Tony Fuller	(8) Tony Fuller
1980-81	(32.1) Boot Bond	(.561) Bill Sadler	—	(113) Bill Sadler	(6) Anger/Sadler
1981-82	(33.2) Dane Suttle	(.648) Orlando Phillips	—	(101) Dane Suttle	(12) Orlando Phillips
1982-83	(35.1) Dane Suttle	(.660) Orlando Phillips	(5) Dane Suttle	(142) Dane Suttle	(13) Orlando Phillips
1983-84	(33.4) Scott McCollum	(.550) Eric White	—	(101) Scott McCollum	(5) Scott McCollum
1984-85	(34.6) Jon Korfias	(.546) Eric White	(3) Jon Korfias	(149) Dwayne Polee	(10) Eric White
1985-86	(32.8) Eric White	(.566) Eric White	—	(114) Dwayne Polee	(3) Korfias/White
1986-87	(35.6) Eric White	(.538) Michael Cumberland	(66) Craig Davis	(115) Eric White	(13) Levy Middlebrooks
1987-88	(38.2) Levy Middlebrooks	(.600) Casey Crawford	(78) Craig Davis	(180) Tom Lewis	(19) Levy Middlebrooks
1988-89	(31.7) Tom Lewis	(.547) Casey Crawford	(71) Craig Davis	(141) Tom Lewis	(6) Crawford/Howard
1989-90	(31.7) Geoff Lear	(.571) Geoff Lear	(59) Craig Davis	(132) Dexter Howard	(12) Geoff Lear
1990-91	(35.9) Geoff Lear	(.578) Dana Jones	(53) Rick Welch	(155) Geoff Lear	(18) Geoff Lear
1991-92	(34.9) Geoff Lear	(.583) Dana Jones	(51) Damin Lopez	(171) Geoff Lear	(6) Geoff Lear
1992-93	(36.7) Damin Lopez	(.620) Dana Jones	(63) Damin Lopez	(92) Steve Guild	(14) Dana Jones
1993-94	(36.0) Damin Lopez	(.563) Dana Jones	(100) Damin Lopez	(83) Dana Jones	(15) Dana Jones
1994-95	(33.3) Gerald Brown	(.556) Clark James	(35) Joey Ramirez	(79) Gerald Brown	(2) Gavin Van Der Putten
1995-96	(35.0) Gerald Brown	(.535) Bryan Hill	(54) Marques Johnson	(98) Gerald Brown	(5) Bryan Hill
1996-97	(34.0) Bryan Hill	(.521) Bryan Hill	(53) Marques Johnson	(89) Bryan Hill	(5) Bryan Hill
1997-98	(35.3) Gerald Brown	(.628) Bryan Hill	(44) Jelani Gardner	(80) Bryan Hill	(4) Bryan Hill
1998-99	(32.6) Jelani Gardner	(.534) Marc McDowell	(35) Jelani Gardner	(108) Jelani Gardner	(7) Kelvin Gibbs

Must have appeared in 2/3 of Pepperdine's games to qualify.

YEARLY STATISTICAL LEADERS

YEAR	SCORING	REBOUNDS	ASSISTS	BLOCKS	STEALS
1999-00	(14.4) Brandon Armstrong	(7.0) Kelvin Gibbs	(6.1) Tezale Archie	(1.4) Cedric Suitt	(2.1) Tezale Archie**
2000-01	(22.1) Brandon Armstrong**	(8.2) Kelvin Gibbs**	(2.8) Micah McKinney	(1.1) Cedric Suitt	(1.7) Derrick Anderson
2001-02	(14.9) Jimmy Miggins	(7.5) Jimmy Miggins	(3.8) Devin Montgomery	(3.1) Cedric Suitt**	(1.3) Jimmy Miggins
2002-03	(15.4) Jimmy Miggins	(6.3) Boomer Brazzle	(3.7) Jimmy Miggins	(0.7) David Patten	(1.5) Jimmy Miggins
2003-04	(17.8) Glen McGowan	(5.4) Glen McGowan	(4.2) Shaun Davis	(0.7) Derick Grubb	(1.8) Alex Acker
2004-05	(19.2) Glen McGowan	(7.6) Glen McGowan	(3.7) Marvin Lea	(1.6) Russell Hicks	(1.3) Alex Acker
2005-06	(15.5) Tashaan Forehan-Kelly	(5.8) Tashaan Forehan-Kelly	(3.4) Michael Gerrity	(1.3) Jarrad Henry	(1.9) Michael Gerrity
2006-07	(15.7) Chase Griffin	(4.8) Marvin Lea	(3.3) Gregg Barlow %	(2.2) Jarrad Henry	(2.0) Marvin Lea
2007-08	(15.1) Tyrone Shelley	(8.8) Malcolm Thomas	(3.2) Rico Tucker %	(2.0) Malcolm Thomas	(2.2) Rico Tucker** %
2008-09	(12.9) Keion Bell	(6.1) Taylor Darby	(2.2) Keion Bell	(0.7) Andy Shannon	(1.5) Keion Bell
2009-10	(18.5) Keion Bell	(6.0) Taylor Darby	(3.2) Keion Bell	(0.6) Mychel Thompson	(1.3) Keion Bell
2010-11	(14.6) Mychel Thompson	(5.9) Mychel Thompson	(2.9) Lorne Jackson	(1.0) Mychel Thompson	(1.6) Lorne Jackson
2011-12	(12.3) Taylor Darby	(8.6) Corbin Moore	(3.7) Caleb Willis	(1.0) Corbin Moore	(1.1) Jordan Baker
2012-13	(13.6) Lorne Jackson	(7.3) Stacy Davis	(3.1) Jordan Baker	(0.9) Moriba De Freitas	(1.5) Lorne Jackson
2013-14	(15.1) Stacy Davis	(7.6) Stacy Davis	(4.5) Jeremy Major	(2.4) Brendan Lane**	(1.3) Jeremy Major
2014-15	(15.7) Stacy Davis	(7.8) Stacy Davis	(4.4) Amadi Udenyi	(1.1) Stacy Davis	(1.6) Jeremy Major
2015-16	(16.6) Lamond Murray Jr.	(9.1) Stacy Davis	(4.5) Amadi Udenyi	(0.6) Stacy Davis	(1.2) Jeremy Major
2016-17	(21.4) Lamond Murray Jr.**	(7.9) Chris Reyes	(3.9) Jeremy Major	(1.4) Chris Reyes	(1.1) Lamond Murray Jr.

** Led the West Coast Conference. % Player's statistics later vacated by the NCAA. Must have appeared in 2/3 of Pepperdine's games to qualify.

YEARLY STATISTICAL LEADERS

YEAR	MINUTES	FIELD GOAL PCT.	3-POINTERS MADE	FREE THROWS MADE	DOUBLE-DOUBLES
1999-00	(32.4) Tezale Archie	(.579) Nick Sheppard	(66) Brandon Armstrong	(62) Nick Sheppard	(2) Gibbs/Prince
2000-01	(33.1) Brandon Armstrong	(.510) Kelvin Gibbs	(76) Brandon Armstrong	(128) Brandon Armstrong	(10) Kelvin Gibbs
2001-02	(32.5) Jimmy Miggins	(.481) Jimmy Miggins	(61) Terrance Johnson	(93) Devin Montgomery	(7) Jimmy Miggins
2002-03	(35.8) Terrance Johnson	(.500) Robert Turner	(72) Terrance Johnson	(79) Alex Acker	(3) Boomer Brazzle
2003-04	(32.4) Alex Acker	(.509) Yakhouba Diawara	(88) Terrance Johnson	(134) Glen McGowan	(2) Acker/Diawara
2004-05	(37.2) Alex Acker	(.466) Glen McGowan	(59) Alex Acker	(170) Glen McGowan	(7) Glen McGowan
2005-06	(33.3) Tashaan Forehan-Kelly	(.455) Tashaan Forehan-Kelly	(37) Tashaan Forehan-Kelly	(139) Tashaan Forehan-Kelly	(4) Tashaan Forehan-Kelly
2006-07	(31.2) Chase Griffin	(.546) Willie Galick	(80) Kingsley Costain	(117) Chase Griffin	(2) Marvin Lea
2007-08	(30.2) Malcolm Thomas	(.514) Malcolm Thomas	(56) Mychel Thompson	(105) Malcolm Thomas	(6) Malcolm Thomas
2008-09	(28.4) Mychel Thompson	(.429) Mike Hornbuckle *	(35) Suttle/Thompson	(86) Keion Bell	(4) Keion Bell
2009-10	(31.5) Keion Bell	(.427) Keion Bell	(48) Mychel Thompson	(147) Keion Bell	(2) Bell/Darby
2010-11	(32.2) Mychel Thompson	(.538) Corbin Moore	(53) Mychel Thompson	(120) Keion Bell	(2) Mychel Thompson
2011-12	(31.8) Joshua Lowery	(.464) Corbin Moore	(33) Nikolas Skouen	(86) Taylor Darby	(8) Corbin Moore
2012-13	(31.2) Jordan Baker	(.500) Jett Raines	(58) Nikolas Skouen	(99) Lorne Jackson	(6) Stacy Davis
2013-14	(30.2) Jeremy Major	(.547) Brendan Lane	(44) Malcolm Brooks	(136) Stacy Davis	(8) Brendan Lane
2014-15	(32.0) Stacy Davis	(.489) Jett Raines	(35) Shawn Olden	(156) Stacy Davis	(8) Stacy Davis
2015-16	(34.1) Stacy Davis	(.521) Jett Raines	(44) Jeremy Major	(130) Stacy Davis	(15) Stacy Davis
2016-17	(34.2) Lamond Murray Jr.	(.537) Chris Reyes	(54) Jeremy Major	(109) Lamond Murray Jr.	(8) Chris Reyes

Must have appeared in 2/3 of Pepperdine's games to qualify.

YEARLY TEAM STATISTICS

YEAR	G	FG-FGA	PCT	3FG-3FGA	PCT	FT-FTA	PCT	RB (AVG)	AST (AVG)	TO (AVG)	BLK (AVG)	STL (AVG)	PTS (AVG)
1950-51	33	866-2201	.393	—	—	448-717	.625	1391 (42.2)	—	—	—	—	2180 (66.1)
1951-52	24	671-1734	.387	—	—	366-581	.630	1284 (53.5)	—	—	—	—	1708 (71.2)
1952-53	26	689-1836	.375	—	—	473-739	.640	1018 (39.2)	—	—	—	—	1851 (71.2)
1953-54	24	704-1843	.382	—	—	480-712	.674	934 (38.9)	—	—	—	—	1888 (78.7)
1954-55	25	682-1804	.378	—	—	441-675	.652	1214 (48.6)	—	—	—	—	1805 (72.2)
1955-56	25	581-1703	.341	—	—	450-702	.641	1088 (43.5)	—	—	—	—	1612 (64.5)
1956-57	25	666-1747	.381	—	—	423-666	.635	1126 (45.0)	—	—	—	—	1755 (70.2)
1957-58	26	705-1765	.399	—	—	434-675	.643	1235 (47.5)	—	—	—	—	1844 (70.9)
1958-59	24	662-1636	.405	—	—	371-534	.695	1136 (47.3)	—	—	—	—	1695 (70.6)
1959-60	25	686-1589	.432	—	—	342-546	.626	1226 (49.0)	—	—	—	—	1714 (68.6)
1960-61	25	559-1518	.368	—	—	403-618	.652	1272 (50.9)	—	—	—	—	1521 (60.8)
1961-62	27	748-1779	.420	—	—	376-571	.658	1396 (51.7)	—	—	—	—	1872 (69.3)
1962-63	25	697-1655	.421	—	—	441-640	.689	1273 (50.9)	—	—	—	—	1835 (73.4)
1963-64	25	673-1667	.404	—	—	486-725	.670	1258 (50.3)	—	—	—	—	1832 (73.3)
1964-65	25	690-1791	.385	—	—	421-614	.686	1380 (55.2)	—	—	—	—	1801 (72.0)
1965-66	26	773-1801	.429	—	—	421-667	.631	839 (32.3)	—	—	—	—	1967 (75.7)
1966-67	24	818-1809	.452	—	—	411-636	.646	1048 (43.7)	—	—	—	—	2047 (85.3)
1967-68	26	792-1851	.428	—	—	531-730	.727	1176 (45.2)	—	—	—	—	2115 (81.3)
1968-69	26	645-1458	.442	—	—	412-612	.673	990 (38.1)	—	—	—	—	1702 (65.5)
1969-70	26	770-1865	.413	—	—	508-701	.725	1235 (47.5)	—	—	—	—	2048 (78.8)
1970-71	25	743-1671	.445	—	—	424-644	.658	1139 (45.6)	—	—	—	—	1910 (76.4)
1971-72	24	831-1854	.448	—	—	387-573	.675	1050 (43.8)	375 (15.6)	—	—	—	2049 (85.4)
1972-73	25	914-1976	.463	—	—	335-507	.661	1187 (47.5)	339 (13.6)	439 (17.6)	—	—	2163 (86.5)
1973-74	26	696-1471	.473	—	—	289-432	.669	1008 (38.8)	357 (13.7)	454 (17.5)	—	—	1681 (64.7)
1974-75	25	904-1805	.501	—	—	357-528	.676	1117 (44.7)	471 (18.8)	497 (19.9)	—	—	2165 (86.6)
1975-76	27	931-1945	.479	—	—	378-574	.659	1288 (47.7)	389 (14.4)	441 (16.3)	—	—	2240 (83.0)
1976-77	26	835-1728	.483	—	—	376-567	.663	1032 (39.7)	444 (17.1)	526 (20.2)	—	—	2046 (78.7)
1977-78	26	764-1726	.443	—	—	252-426	.592	1004 (38.6)	379 (14.6)	535 (20.6)	71 (2.7)	219 (8.4)	1780 (68.5)
1978-79	32	1099-2285	.481	—	—	391-580	.674	1297 (40.5)	590 (18.4)	471 (14.7)	69 (2.2)	248 (7.8)	2589 (80.9)
1979-80	28	901-1767	.510	—	—	518-704	.736	1074 (38.4)	442 (15.8)	405 (14.5)	71 (2.5)	148 (5.3)	2320 (82.9)
1980-81	28	918-1713	.536	—	—	465-670	.694	1079 (38.5)	477 (17.0)	450 (16.1)	96 (3.4)	187 (6.7)	2301 (82.2)
1981-82	29	930-1716	.542	—	—	491-698	.703	1090 (37.6)	502 (17.3)	437 (15.1)	118 (4.1)	160 (5.5)	2351 (81.1)
1982-83	29	900-1653	.544	5-10	.500	537-780	.688	1069 (36.9)	556 (19.2)	418 (14.4)	109 (3.8)	194 (6.7)	2342 (80.8)
1983-84	28	764-1580	.484	—	—	463-666	.695	969 (34.6)	460 (16.4)	432 (15.4)	99 (3.5)	198 (7.1)	1991 (71.1)
1984-85	32	964-1908	.505	5-12	.417	494-707	.699	1189 (37.2)	531 (16.6)	472 (14.8)	151 (4.7)	205 (6.4)	2427 (75.8)
1985-86	30	929-1760	.528	—	—	466-612	.761	1045 (34.8)	573 (19.1)	387 (12.9)	118 (3.9)	204 (6.8)	2324 (77.5)
1986-87	30	865-1853	.467	93-235	.396	401-562	.714	1123 (37.4)	447 (17.0)	445 (14.8)	99 (3.3)	158 (5.3)	2224 (74.1)
1987-88	30	923-1795	.514	137-324	.423	474-652	.728	1130 (37.7)	523 (17.4)	458 (15.3)	132 (4.4)	187 (6.2)	2457 (81.9)
1988-89	33	889-1945	.457	200-488	.410	593-890	.666	1285 (38.9)	460 (13.9)	480 (14.5)	115 (3.5)	198 (6.0)	2571 (77.9)
1989-90	28	817-1606	.509	169-416	.406	567-803	.706	1038 (37.1)	477 (17.0)	497 (17.8)	122 (4.4)	229 (8.2)	2370 (84.6)
1990-91	31	857-1722	.498	131-358	.366	492-769	.640	1183 (38.2)	504 (16.3)	513 (16.5)	153 (4.9)	224 (7.2)	2337 (75.4)
1991-92	31	809-1624	.498	164-414	.396	569-807	.705	1083 (34.9)	479 (15.5)	457 (14.7)	101 (3.3)	224 (7.2)	2351 (75.8)
1992-93	31	820-1662	.493	144-370	.389	453-681	.665	1136 (36.6)	499 (16.1)	443 (14.3)	114 (3.7)	224 (7.2)	2237 (72.2)
1993-94	30	810-1710	.474	161-423	.381	394-613	.643	1110 (37.0)	477 (15.9)	433 (14.4)	96 (3.2)	250 (8.3)	2175 (72.5)
1994-95	27	653-1538	.425	130-389	.334	353-509	.694	985 (36.5)	349 (12.9)	444 (16.4)	76 (2.8)	146 (5.4)	1789 (66.3)
1995-96	28	729-1592	.458	101-306	.330	393-600	.655	980 (35.0)	341 (12.2)	469 (16.8)	87 (3.1)	175 (6.3)	1952 (69.7)
1996-97	27	599-1442	.415	117-380	.308	317-527	.602	902 (33.4)	327 (12.1)	452 (16.7)	67 (2.5)	197 (7.3)	1632 (60.4)
1997-98	27	694-1494	.465	144-404	.356	353-529	.667	928 (34.4)	405 (15.0)	413 (15.3)	75 (2.8)	200 (7.4)	1885 (69.8)
1998-99	32	771-1700	.454	132-427	.309	427-653	.654	1098 (34.3)	433 (13.5)	547 (17.1)	113 (3.5)	214 (6.7)	2101 (65.7)
1999-00	34	929-2094	.444	237-688	.344	386-577	.669	1297 (38.1)	493 (14.5)	505 (14.9)	99 (2.9)	317 (9.3)	2481 (73.0)
2000-01	31	828-1866	.444	214-612	.350	474-667	.711	1114 (35.9)	409 (13.2)	413 (13.3)	83 (2.7)	286 (9.2)	2344 (75.6)
2001-02	31	906-1990	.455	233-635	.367	474-661	.717	1176 (37.9)	445 (14.4)	449 (14.5)	158 (5.1)	229 (7.4)	2519 (81.3)
2002-03	28	804-1738	.463	220-568	.387	367-507	.724	938 (33.5)	378 (13.5)	364 (13.0)	87 (3.1)	191 (6.8)	2195 (78.4)
2003-04	31	863-1891	.456	222-613	.362	498-696	.716	1059 (34.2)	439 (14.2)	388 (12.5)	77 (2.5)	218 (7.0)	2446 (78.9)
2004-05	31	817-1839	.444	208-586	.355	482-728	.662	1130 (36.5)	423 (13.6)	440 (14.2)	111 (3.6)	200 (6.5)	2324 (75.0)
2005-06	27	638-1556	.410	124-383	.324	381-563	.677	970 (35.9)	281 (10.4)	408 (15.1)	86 (3.2)	177 (6.6)	1781 (66.0)
2006-07	31	840-1946	.432	303-843	.359	406-578	.702	924 (29.8)	429 (13.8)	475 (15.3)	117 (3.8)	283 (9.1)	2389 (77.1)
2007-08	32	829-1992	.416	233-751	.310	474-685	.692	1117 (34.9)	401 (12.5)	544 (17.0)	128 (4.0)	316 (9.9)	2365 (73.9)
2008-09	32	717-1857	.386	171-543	.315	369-524	.704	1143 (35.7)	341 (10.7)	508 (15.9)	101 (3.2)	215 (6.7)	1974 (61.7)
2009-10	31	693-1760	.394	194-569	.341	464-659	.704	1122 (36.2)	342 (11.0)	423 (13.6)	75 (2.4)	152 (4.9)	2044 (65.9)
2010-11	33	787-1855	.424	177-541	.327	538-749	.718	1178 (35.7)	408 (12.4)	440 (13.3)	97 (2.9)	193 (5.8)	2289 (69.4)
2011-12	29	603-1523	.396	144-454	.317	369-560	.659	1055 (36.4)	358 (12.3)	394 (13.6)	85 (2.9)	135 (4.7)	1719 (59.3)
2012-13	30	673-1551	.434	165-463	.356	372-529	.703	1027 (34.2)	360 (12.0)	442 (14.7)	66 (2.2)	169 (5.6)	1883 (62.8)
2013-14	31	773-1701	.454	197-551	.358	463-661	.700	1075 (34.7)	428 (13.8)	379 (12.2)	134 (4.3)	148 (4.8)	2206 (71.2)
2014-15	32	704-1666	.423	145-463	.313	467-630	.741	1062 (33.2)	425 (13.3)	395 (12.3)	108 (3.4)	200 (6.3)	2020 (63.1)
2015-16	32	840-1861	.451	162-469	.345	507-754	.672	1182 (36.9)	457 (14.3)	357 (11.2)	93 (2.9)	187 (5.8)	2349 (73.4)
2016-17	31	807-1810	.446	178-482	.369	348-543	.641	1032 (33.3)	420 (13.5)	389 (12.5)	84 (2.7)	157 (5.1)	2140 (69.0)

YEARLY OPPONENT STATISTICS

YEAR	G	FG-FGA	PCT	3FG-3FGA	PCT	FT-FTA	PCT	RB (AVG)	AST (AVG)	TO (AVG)	BLK (AVG)	STL (AVG)	PTS (AVG)
1950-51	33	686-2119	.324	—	—	540-934	.578	1048 (31.8)	—	—	—	—	1912 (57.9)
1951-52	24	520-1723	.302	—	—	373-620	.602	1159 (48.3)	—	—	—	—	1413 (58.9)
1952-53	26	608-1712	.355	—	—	542-860	.630	995 (38.3)	—	—	—	—	1758 (67.6)
1953-54	24	625-1626	.384	—	—	561-901	.623	965 (40.2)	—	—	—	—	1811 (75.5)
1954-55	25	534-1454	.367	—	—	584-926	.631	1078 (43.1)	—	—	—	—	1652 (66.1)
1955-56	25	702-1704	.412	—	—	565-844	.669	1322 (52.9)	—	—	—	—	1969 (78.8)
1956-57	25	694-1753	.396	—	—	501-757	.662	1211 (48.4)	—	—	—	—	1889 (75.6)
1957-58	26	714-1820	.392	—	—	380-579	.656	1164 (44.8)	—	—	—	—	1808 (69.5)
1958-59	24	607-1634	.371	—	—	373-542	.688	1112 (46.3)	—	—	—	—	1587 (66.1)
1959-60	25	667-1666	.400	—	—	355-560	.634	1088 (43.5)	—	—	—	—	1689 (67.6)
1960-61	25	632-1593	.397	—	—	461-687	.671	1089 (43.6)	—	—	—	—	1725 (69.0)
1961-62	27	636-1691	.376	—	—	388-596	.651	1103 (40.9)	—	—	—	—	1660 (61.5)
1962-63	25	644-1532	.420	—	—	440-649	.678	981 (39.2)	—	—	—	—	1728 (69.1)
1963-64	25	761-1801	.423	—	—	464-707	.656	1223 (48.9)	—	—	—	—	1986 (79.4)
1964-65	25	816-1819	.449	—	—	460-647	.711	1277 (51.1)	—	—	—	—	2092 (83.7)
1965-66	26	—	—	—	—	—	—	—	—	—	—	—	2445 (94.0)
1966-67	26	—	—	—	—	—	—	—	—	—	—	—	2293 (88.2)
1967-68	26	947-2067	.458	—	—	383-548	.699	1367 (52.6)	—	—	—	—	2277 (87.6)
1968-69	26	684-1571	.435	—	—	412-618	.667	1118 (43.0)	—	—	—	—	1780 (68.5)
1969-70	26	818-1809	.452	—	—	524-754	.695	1272 (48.9)	—	—	—	—	2160 (83.1)
1970-71	25	753-1749	.431	—	—	435-631	.689	1200 (48.0)	—	—	—	—	1941 (77.6)
1971-72	24	880-1719	.512	—	—	373-589	.633	1216 (50.7)	—	—	—	—	2133 (88.9)
1972-73	25	884-1925	.459	—	—	340-503	.676	1205 (48.2)	377 (15.1)	443 (17.7)	—	—	2108 (84.3)
1973-74	26	710-1620	.438	—	—	301-430	.700	905 (34.8)	274 (10.5)	340 (13.1)	—	—	1721 (66.2)
1974-75	25	865-1795	.482	—	—	349-472	.739	938 (37.5)	404 (16.2)	458 (18.3)	—	—	2079 (83.2)
1975-76	27	830-1913	.434	—	—	289-412	.701	1068 (39.6)	296 (11.0)	428 (15.9)	—	—	1949 (72.2)
1976-77	26	864-1843	.469	—	—	349-501	.697	1071 (41.2)	514 (19.8)	488 (18.8)	—	—	2077 (79.9)
1977-78	26	855-1709	.500	—	—	320-482	.664	1030 (39.6)	458 (17.6)	474 (18.2)	77 (3.0)	231 (8.9)	2030 (78.1)
1978-79	32	996-2167	.460	—	—	409-607	.674	1251 (39.1)	420 (13.1)	516 (16.1)	70 (2.2)	198 (6.2)	2401 (75.0)
1979-80	28	905-1906	.475	—	—	434-618	.702	1014 (36.2)	465 (16.6)	399 (14.3)	79 (2.8)	122 (4.4)	2244 (80.1)
1980-81	28	904-1856	.487	—	—	430-623	.690	983 (35.1)	480 (17.1)	389 (13.9)	67 (2.4)	224 (8.0)	2238 (79.9)
1981-82	29	893-1810	.493	—	—	379-552	.687	871 (30.0)	487 (16.8)	362 (12.5)	49 (1.7)	187 (6.4)	2165 (74.7)
1982-83	29	876-1838	.477	6-12	.500	395-593	.666	946 (32.6)	459 (15.8)	386 (13.3)	69 (2.4)	208 (7.2)	2153 (74.2)
1983-84	28	919-1658	.494	—	—	396-581	.682	937 (33.5)	459 (16.4)	387 (13.8)	68 (2.4)	222 (7.9)	2034 (72.6)
1984-85	32	911-1925	.473	5-8	.625	445-680	.654	1067 (33.3)	509 (15.9)	480 (15.0)	67 (2.1)	212 (6.6)	2272 (71.0)
1985-86	30	817-1727	.473	—	—	403-592	.681	917 (30.6)	442 (14.7)	423 (14.1)	46 (1.5)	151 (5.0)	2037 (67.9)
1986-87	30	831-1762	.472	112-300	.373	505-731	.691	1004 (33.5)	476 (15.9)	376 (12.5)	59 (2.0)	193 (6.4)	2279 (76.0)
1987-88	30	882-1879	.469	182-418	.435	464-702	.661	1024 (34.1)	490 (16.3)	378 (12.6)	59 (2.0)	200 (6.7)	2410 (80.3)
1988-89	33	886-1996	.444	175-504	.347	530-742	.714	1170 (35.5)	496 (15.0)	446 (13.5)	82 (2.5)	192 (5.8)	2477 (75.1)
1989-90	28	849-1833	.463	170-462	.368	390-582	.670	1011 (36.1)	497 (17.8)	437 (15.6)	56 (2.0)	241 (8.6)	2258 (80.6)
1990-91	31	811-1872	.433	166-491	.338	386-542	.712	979 (31.6)	440 (14.2)	432 (13.9)	84 (2.7)	271 (8.7)	2174 (70.1)
1991-92	31	784-1757	.446	156-446	.350	365-519	.703	934 (30.1)	426 (13.7)	441 (14.2)	91 (2.9)	233 (7.5)	2089 (67.4)
1992-93	31	741-1747	.424	189-510	.371	327-496	.659	949 (30.6)	393 (12.7)	428 (13.8)	73 (2.4)	217 (7.0)	1998 (64.5)
1993-94	30	660-1647	.401	166-556	.299	449-625	.718	995 (33.2)	352 (11.7)	459 (15.3)	70 (2.3)	228 (7.6)	1935 (64.5)
1994-95	27	683-1486	.460	156-419	.372	427-654	.653	937 (34.7)	375 (13.9)	374 (13.9)	91 (2.9)	212 (7.9)	1949 (72.2)
1995-96	28	734-1618	.454	180-494	.364	445-632	.704	1007 (36.0)	433 (15.5)	431 (15.4)	87 (3.1)	197 (7.0)	2093 (74.8)
1996-97	27	599-1385	.432	121-377	.321	451-640	.705	979 (36.3)	336 (12.4)	448 (16.6)	62 (2.3)	206 (7.6)	1770 (65.6)
1997-98	27	629-1419	.443	154-453	.340	367-537	.683	875 (32.4)	400 (14.8)	441 (16.3)	72 (2.7)	178 (6.6)	1779 (65.9)
1998-99	32	698-1658	.421	130-449	.290	497-714	.696	1048 (32.8)	369 (11.5)	532 (16.6)	92 (2.9)	224 (7.0)	2023 (63.2)
1999-00	34	754-1872	.403	168-551	.305	473-718	.659	1248 (36.7)	430 (12.6)	636 (18.7)	95 (2.8)	177 (5.2)	2149 (63.2)
2000-01	31	678-1588	.427	190-614	.309	551-791	.697	1100 (35.5)	394 (12.7)	583 (18.8)	60 (1.9)	185 (6.0)	2097 (67.6)
2001-02	31	769-1867	.412	226-615	.367	555-770	.721	1219 (39.3)	438 (14.1)	543 (17.5)	79 (2.5)	172 (5.5)	2319 (74.8)
2002-03	28	807-1675	.482	217-580	.374	373-527	.708	1035 (37.0)	420 (15.0)	452 (16.1)	72 (2.6)	140 (5.0)	2204 (78.7)
2003-04	31	849-1778	.478	245-609	.402	508-708	.718	1109 (35.8)	439 (14.2)	489 (15.8)	106 (3.4)	160 (5.2)	2451 (79.1)
2004-05	31	802-1828	.439	239-644	.371	457-641	.713	1148 (37.0)	416 (13.4)	486 (15.7)	74 (2.4)	201 (6.5)	2300 (74.2)
2005-06	27	658-1549	.425	165-482	.342	492-699	.704	1074 (39.8)	333 (12.3)	380 (14.1)	114 (4.2)	173 (6.4)	1973 (73.1)
2006-07	31	919-1857	.495	212-555	.382	529-710	.745	1304 (42.1)	540 (17.4)	603 (19.5)	162 (5.2)	203 (6.5)	2579 (83.2)
2007-08	32	937-1931	.485	259-638	.406	418-607	.689	1257 (39.3)	578 (18.1)	603 (18.8)	122 (3.8)	263 (8.2)	2551 (79.7)
2008-09	32	825-1827	.452	229-663	.345	463-677	.684	1187 (37.1)	513 (16.0)	441 (13.8)	108 (3.4)	247 (7.7)	2342 (73.2)
2009-10	31	790-1723	.459	238-675	.353	498-726	.686	1108 (35.7)	449 (14.5)	351 (11.3)	121 (3.9)	198 (6.4)	2316 (74.7)
2010-11	33	849-1844	.460	253-681	.372	491-704	.697	1110 (33.6)	542 (16.4)	397 (12.0)	120 (3.6)	212 (6.4)	2442 (74.0)
2011-12	29	654-1529	.428	182-531	.343	421-610	.690	964 (33.2)	373 (12.9)	295 (10.2)	122 (4.2)	201 (6.9)	1911 (65.9)
2012-13	30	702-1685	.417	205-579	.354	412-576	.715	1006 (33.5)	399 (13.3)	346 (11.5)	83 (2.8)	214 (7.1)	2021 (67.4)
2013-14	31	787-1793	.439	215-586	.367	458-675	.679	1068 (34.5)	442 (14.3)	320 (10.3)	117 (3.8)	211 (6.8)	2247 (72.5)
2014-15	32	719-1742	.413	142-526	.270	392-588	.667	1100 (34.4)	395 (12.3)	392 (12.3)	106 (3.3)	214 (6.7)	1972 (61.6)
2015-16	32	834-1914	.436	209-660	.317	410-609	.673	1150 (35.9)	420 (13.1)	360 (11.3)	91 (2.8)	174 (5.4)	2287 (71.5)
2016-17	31	910-1875	.485	292-698	.418	378-535	.707	1130 (36.5)	513 (16.5)	337 (10.9)	118 (3.8)	191 (6.2)	2490 (80.3)

TEAM/OPPONENT COMPARISON

YEAR	G	SCORING		FG PCT	3FG PCT	FT PCT	REBOUNDS		TURNOVERS	
1972-73	25	86.5/84.3	+2.2	.463/.459	—	.661/.676	47.5/48.2	-0.6	17.6/17.7	+0.2
1973-74	26	64.7/66.2	-1.5	.473/.438	—	.669/.700	38.8/34.8	+4.0	17.5/13.1	-4.4
1974-75	25	86.6/83.2	+3.4	.501/.482	—	.676/.739	44.7/37.5	+7.2	19.9/18.3	-1.6
1975-76	27	83.0/72.2	+10.8	.479/.434	—	.659/.701	47.7/39.6	+8.1	16.3/15.9	-0.5
1976-77	26	78.7/79.9	-1.2	.483/.469	—	.663/.697	39.7/41.2	-1.5	20.2/18.8	-1.5
1977-78	26	68.5/78.1	-9.6	.443/.500	—	.592/.664	38.6/39.6	-0.8	20.6/18.2	-2.3
1978-79	32	80.9/75.0	+5.9	.481/.460	—	.674/.674	40.5/39.1	+1.4	14.7/16.1	+1.4
1979-80	28	82.9/80.1	+2.7	.510/.475	—	.736/.702	38.4/36.2	+2.1	14.5/14.3	-0.2
1980-81	28	82.2/79.9	+2.3	.536/.487	—	.694/.690	38.5/35.1	+3.4	16.1/13.9	-2.2
1981-82	29	81.1/74.7	+6.4	.542/.493	—	.703/.687	37.6/30.0	+7.6	15.1/12.5	-2.6
1982-83	29	80.8/74.2	+6.5	.544/.477	—	.688/.666	36.9/32.6	+4.2	14.4/13.3	-1.1
1983-84	28	71.1/72.6	-1.5	.484/.494	—	.695/.682	34.6/33.5	+1.1	15.4/13.8	-1.6
1984-85	32	75.8/71.0	+4.8	.505/.473	—	.699/.654	37.2/33.3	+3.8	14.8/15.0	+0.3
1985-86	30	77.5/67.9	+9.6	.528/.473	—	.761/.681	34.8/30.6	+4.3	12.9/14.1	+1.2
1986-87	30	74.1/76.0	-1.8	.467/.472	.396/.373	.714/.691	37.4/33.5	+4.0	14.8/12.5	-2.3
1987-88	30	81.9/80.3	+1.6	.514/.469	.423/.435	.728/.661	37.7/34.1	+3.5	15.3/12.6	-2.7
1988-89	33	77.9/75.1	+2.8	.457/.444	.410/.347	.666/.714	38.9/35.5	+3.5	14.5/13.5	-1.0
1989-90	28	84.6/80.6	+4.0	.509/.463	.406/.368	.706/.670	37.1/36.1	+1.0	17.8/15.6	-2.1
1990-91	31	75.4/70.1	+5.3	.498/.433	.366/.338	.640/.712	38.2/31.6	+6.6	16.5/13.9	-2.6
1991-92	31	75.8/67.4	+8.5	.498/.446	.396/.350	.705/.703	34.9/30.1	+4.8	14.7/14.2	-0.5
1992-93	31	72.2/64.5	+7.7	.493/.424	.389/.371	.665/.659	36.6/30.6	+6.0	14.3/13.8	-0.5
1993-94	30	72.5/64.5	+8.0	.474/.401	.381/.299	.643/.718	37.0/33.2	+3.8	14.4/15.3	+0.9
1994-95	27	66.3/72.2	-5.9	.425/.460	.334/.372	.694/.653	36.5/34.7	+1.8	16.4/13.9	-2.6
1995-96	28	69.7/74.8	-5.0	.458/.454	.330/.364	.655/.704	35.0/36.0	-1.0	16.8/15.4	-1.4
1996-97	27	60.4/65.6	-5.1	.415/.432	.308/.321	.602/.705	33.4/36.3	-2.9	16.7/16.6	-0.1
1997-98	27	69.8/65.9	+3.9	.465/.443	.356/.340	.667/.683	34.4/32.4	+2.0	15.3/16.3	+1.0
1998-99	32	65.7/63.2	+2.4	.454/.421	.309/.290	.654/.696	34.3/32.8	+1.6	17.1/16.6	-0.5
1999-00	34	73.0/63.2	+9.8	.444/.403	.344/.305	.669/.659	38.1/36.7	+1.4	14.9/18.7	+3.9
2000-01	31	75.6/67.6	+8.0	.444/.427	.350/.309	.711/.697	35.9/35.5	+0.5	13.3/18.8	+5.5
2001-02	31	81.3/74.8	+6.5	.455/.412	.367/.367	.717/.721	37.9/39.3	+1.4	14.5/17.5	+3.0
2002-03	28	78.4/78.7	-0.3	.463/.482	.387/.374	.724/.708	33.5/37.0	-3.5	13.0/16.1	+3.1
2003-04	31	78.9/79.1	-0.2	.456/.478	.362/.402	.716/.718	34.2/35.8	-1.6	12.5/15.8	+3.3
2004-05	31	75.0/74.2	+0.8	.444/.439	.355/.371	.662/.713	36.5/37.0	-0.6	14.2/15.7	+1.5
2005-06	27	66.0/73.1	-7.1	.410/.425	.324/.342	.677/.704	35.9/39.8	-3.9	15.1/14.1	-1.0
2006-07	31	77.1/83.2	-6.1	.432/.495	.359/.382	.702/.745	29.8/42.1	-12.3	15.3/19.5	+4.1
2007-08	32	73.9/79.7	-5.8	.416/.485	.310/.406	.692/.689	34.9/39.3	-4.4	17.0/18.8	+1.8
2008-09	32	61.7/73.2	-11.5	.386/.452	.315/.345	.704/.684	35.7/37.1	-1.4	15.9/13.8	-2.1
2009-10	31	65.9/74.7	-8.8	.394/.459	.341/.353	.704/.686	36.2/35.7	+0.5	13.6/11.3	-2.3
2010-11	33	69.4/74.0	-4.6	.424/.460	.327/.372	.718/.697	35.7/33.6	+2.1	13.3/12.0	-1.3
2011-12	29	59.3/65.9	-6.6	.396/.428	.317/.343	.659/.690	36.4/33.2	+3.1	13.6/10.2	-3.4
2012-13	30	62.8/67.4	-4.6	.434/.417	.356/.354	.703/.715	34.2/33.5	+0.7	14.7/11.5	-3.2
2013-14	31	71.2/72.5	-1.3	.454/.439	.358/.367	.700/.679	34.7/34.5	+0.2	12.2/10.3	-1.9
2014-15	32	63.1/61.6	+1.5	.423/.413	.313/.270	.741/.667	33.2/34.4	-1.2	12.3/12.3	-0.1
2015-16	32	73.4/71.5	+1.9	.451/.436	.345/.317	.672/.673	36.9/35.9	+1.0	11.2/11.3	+0.1
2016-17	31	69.0/80.3	-11.3	.446/.485	.369/.418	.641/.707	33.3/36.5	-3.2	12.5/10.9	-1.7

TEAM SINGLE-GAME RECORDS

PEPPERDINE	POINTS	OPPONENT
131 vs. Loyola Marymount, 2/17/1990, H		142 by Loyola Marymount, 2/20/1988, A
129 vs. U.S. International, 1/7/1986, H		131 by Loyola Marymount, 2/14/1990, A
127 vs. Loyola Marymount, 2/20/1988, A		123 by UNLV, 2/19/1975, A
119 vs. Southern Calif. College, 1/20/1967, H		123 by Loyola Marymount, 2/17/1990, H
118, twice, last vs. Hope International, 1/8/2008, H		121 by Florida State, 1/2/1970, H
68 vs. Hope International, 1/8/2008, H	FIRST-HALF POINTS	67 by Loyola Marymount, 2/14/1990, A
66 vs. U.S. International, 1/7/1986, H		62 by UNLV, 2/19/1975, A
65 vs. Loyola Marymount, 2/20/1988, A		61 by Loyola Marymount, 3/5/1989, N
72 vs. Moorhead State, 12/23/1974, H	SECOND-HALF POINTS	82 by Loyola Marymount, 2/20/1988, A
71 vs. Loyola Marymount, 2/17/1990, H		69 by Southwestern Louisiana, 12/8/1978, A
70 vs. Loyola Marymount, 2/14/1990, A		66 by Loyola Marymount, 2/17/1990, H
+53 vs. Long Beach State, 1/23/1954, H (101-48)	MARGIN OF VICTORY	+61 by Iowa, 12/2/1965, A (50-111)
+51 vs. Northland, 1/2/1982, H (110-59)		+51 by Utah, 12/1/1966, A (64-115)
+48 vs. Portland, 12/20/1975, H (101-53)		+51 by Santa Clara, 2/16/2017, A (55-106)
52 vs. U.S. International, 1/7/1986, H	FIELD GOALS MADE	54 by UNLV, 2/19/1975, A
51, several, last vs. Loyola Marymount, 2/20/1988, A		51 by UNLV, 3/5/1977, H
		51 by Loyola Marymount, 2/20/1988, A
96 vs. Portland State, 12/15/1978, H	FIELD GOALS ATTEMPTED	104 by UNLV, 1/30/1976, A
95 vs. Saint Mary's, 2/3/1973, H		102 by UNLV, 2/6/1976, H
94, several, last vs. UC Santa Barbara, 12/1/1978, H		101 by UNLV, 12/5/1977, A
.745 vs. Kansas, 12/27/1979, H (35-47)	FIELD GOAL PERCENTAGE (HIGH)	.719 by Santa Clara, 1/4/1980, A (46-64)
.714 vs. Denver, 11/29/2013, N (25-35)		.667, several, last by Santa Clara, 1/21/2008, A (36-54)
.684 vs. San Francisco, 2/27/1982, A (39-57)		
.233 vs. Portland, 2/19/2009, A (14-60)	FIELD GOAL PERCENTAGE (LOW)	.215 by Nebraska-Omaha, 12/3/1990, H (14-65)
.245 vs. Saint Mary's, 2/27/2013, H (13-53)		.228 by Santa Clara, 2/26/1994, A (13-57)
.255 vs. San Diego, 1/30/2010, H (13-51)		.231 by Lehigh, 1/3/2000, H (12-52)
21 vs. Nicholls State, 11/14/2006, N	THREE-POINTERS MADE	22 by Santa Clara, 2/16/2017, A
17 vs. Santa Clara, 2/23/2002, H		17 by Saint Mary's, 2/18/2008, H
16, twice, last vs. Hope International, 1/8/2008, H		17 by Portland State, 12/13/2009, H
43 vs. Nicholls State, 11/14/2006, N	THREE-POINTERS ATTEMPTED	40 by Troy State, 12/28/2004, N
40 vs. UC Santa Barbara, 11/21/2006, H		40 by Hope International, 1/8/2008, H
40 vs. Portland, 1/6/2007, A		36 by Santa Clara, 2/16/2017, A
.714 vs. San Jose State, 12/23/1995, A (10-14)	THREE-POINT PERCENTAGE (minimum 10 made)	.769 by Santa Clara, 2/28/1999, A (10-13)
.706 vs. Long Beach State, 11/23/2004, A (12-17)		.714 by Utah, 12/1/2001, A (10-14)
.684 vs. West Virginia, 12/30/2001, N (13-19)		.688 by San Francisco, 1/22/2000, A (11-16)
42 vs. Northeastern, 12/18/1988, H	FREE THROWS MADE	38 by Nebraska, 12/2/1989, A
40 vs. Portland, 1/28/1984, A		36 by Wyoming, 11/29/2009, A
36, twice, last vs. San Diego, 3/4/2011, N		35 by Weber State, 11/22/1996, A
57 vs. Jacksonville, 11/23/1991, A	FREE THROWS ATTEMPTED	51 by Wyoming, 11/29/2009, A
53 vs. Portland, 1/28/1984, A		48 several, last by Arizona State, 12/13/2014, A
50 vs. Northeastern, 12/18/1988, H		
.926 vs. Saint Mary's, 2/21/1985, H (25-27)	FREE THROW PERCENTAGE (minimum 20 made)	1.000 by Pacific, 12/15/1973, A (20-20)
.913 vs. Montana State, 12/18/1982, A (21-23)		.952 by San Francisco, 3/1/2003, H (20-21)
.909 vs. Portland, 1/18/1986, A (20-22)		.929 by Loyola Marymount, 2/17/1990, H (26-28)
81 vs. Portland, 12/20/1975, H	REBOUNDS	63 by Cincinnati, 12/28/1974, A
68 vs. Texas-Arlington, 12/9/1977, H		62 by Nevada, 1/6/1973, H
68 vs. Portland State, 12/15/1978, H		61 by San Francisco, 1/14/1977, A
+43 vs. Portland, 12/20/1975, H (81-38)	REBOUND MARGIN	+34 by Gonzaga, 2/9/2008, A (26-60)
+38 vs. St. Xavier, 12/30/1976, H (61-23)		+29 by Gonzaga, 2/3/2007, H (20-49)
+37 vs. Portland, 12/29/1973, H (66-29)		+28 by Cal State Northridge, 11/18/2006, A (24-52)
36 vs. Nebraska, 12/2/1989, A	PERSONAL FOULS	38 by Jacksonville, 11/23/1991, A
34 vs. Wyoming, 11/29/2009, A		37 by Portland, 1/28/1984, A
33, several, last vs. Portland, 1/16/2006, A		35, twice, last by Loyola Marymount, 2/17/1990, H
38 vs. U.S. International, 1/7/1986, H	ASSISTS	32 by UNLV, 2/19/1975, A
35 vs. St. Xavier, 12/30/1976, H		32 by Santa Clara, 2/16/2017, A
33, several, last vs. Tenn.-Chattanooga, 12/5/1989, H		30, several, last by Saint Mary's, 2/14/1981, H
37 vs. St. Xavier, 12/30/1976, H	TURNOVERS	36 by Grace, 1/6/1975, H
35 vs. Texas-Arlington, 12/9/1977, H		36 by Montana State, 12/7/1979, H
32, twice, last vs. UNLV, 12/5/1977, A		33, twice, last by Lehigh, 1/3/2000, H
14 vs. Saint Mary's, 3/3/2002, N	BLOCKED SHOTS	15 by UCLA, 12/19/1990, A
14 vs. Portland, 2/5/2007, H		14 by Saint Mary's, 1/27/2007, A
13 vs. Hawaii Pacific, 11/25/1984, A		14 by USC, 12/11/2016, A
22 vs. Northland, 1/2/1982, H	STEALS	22 by Tulsa, 12/27/1983, A
21 vs. UC Riverside, 12/15/1977, A		21 by Long Beach State, 1/9/1982, A
20 vs. San Francisco, 2/18/1994, H		19 by DePaul, 1/9/1986, A

Single-game records are complete through the 1972-73 season and in some cases go back farther.

OPPONENT SINGLE-GAME RECORDS

POINTS

- 55 Bud Ogden, Santa Clara, 3/3/1967, H
- 46 Andrew Toney, Southwestern Louisiana, 12/8/1978, A
- 42 Quintin Dailey, San Francisco, 2/27/1982, A
- 41 Jerry Green, UC Irvine, 11/20/2001, A
- 40 Freeman Williams, Portland State, 1/21/1978, H
- 40 Jeff Fryer, Loyola Marymount, 2/14/1990, A
- 40 Paul Marigney, Saint Mary's, 2/29/2004, A

FIELD GOALS MADE

- 24 Bud Ogden, Santa Clara, 3/3/1967, H
- 18 Freeman Williams, Portland State, 1/21/1978, H
- 18 Quintin Dailey, San Francisco, 2/27/1982, A
- 17 Winford Boynes, San Francisco, 2/10/1978, H
- 17 Andrew Toney, Southwestern Louisiana, 12/8/1978, A
- 17 Quintin Dailey, San Francisco, 2/13/1981, H

FIELD GOALS ATTEMPTED

- 34 Freeman Williams, Portland State, 1/21/1978, H
- 32 Bud Ogden, Santa Clara, 3/3/1967, H
- 30 Ricky Ross, Kansas, 12/27/1979, H
- 29 Miles Robertson, Texas-Arlington, 12/9/1977, H
- 29 Cedric Ceballos, Cal State Fullerton, 12/6/1988, A
- 29 Hank Gathers, Loyola Marymount, 2/17/1990, H
- 29 Ralph Holmes, Cal State Fullerton, 12/4/2002, A

FIELD GOAL PCT.

- 1.000 John Bryant, Santa Clara, 2/16/2008, 11-11, H
- .933 Michael Olowokandi, Pacific, 12/6/1997, 14-15, A
- .929 J.P. Batista, Gonzaga, 1/14/2006, 13-14, A
- .923 Scott Williams, North Carolina, 1/6/1990, 12-13, A
- .917 Victor Lazzaretti, LMU, 2/25/1987, 11-12, A
(minimum 10 attempts)

3-POINT FG MADE

- 9 Tim Pollard, Mississippi Valley State, 12/17/1988, H
- 9 Jeff Fryer, Loyola Marymount, 2/14/1990, A
- 9 Dave Calloway, Monmouth, 1/2/1990, H
- 8 Tony Darden, Long Beach State, 12/2/2002, A
- 8 Phil Nelson, Portland State, 12/13/2009, H

3-POINT FG ATTEMPTED

- 18 Tim Pollard, Mississippi Valley State, 12/17/1988, H
- 16 Peter McKelvey, Portland, 3/7/1992, A
- 15 Jeff Fryer, Loyola Marymount, 1/29/1989, A
- 15 Jeff Fryer, Loyola Marymount, 2/14/1990, A
- 15 Michael Whittiker, CS Dominguez Hills, 11/26/1994, H
- 15 Sterling Carter, Seattle, 1/2/2011, H
- 15 Holton Hunsaker, Utah Valley, 12/1/2012, A

3-POINT FG PCT.

- 1.000 KJ Feagin, Santa Clara, 2/16/2017, 6-6 A
- 1.000 Trent Shippen, Colorado State, 12/28/1987, 5-5, N
- .875 Gabe Rogers, Northern Arizona, 11/28/2010, 7-8, H
- .833 many times (5-6)
(minimum 5 attempts)

STATISTICAL NOTE

Opponent single-game records are complete beginning with the 1972-73 season and in some cases go back further.

FREE THROWS MADE

- 16 Greg Goorjian, Loyola Marymount, 3/10/1983, H
- 15 David Cooke, Saint Mary's, 1/26/1985, A
- 15 Steve Nash, Santa Clara, 2/25/1995, H
- 15 Paul Marigney, Saint Mary's, 2/29/2004, A
- 15 Brandon Worthy, Loyola Marymount, 2/11/2006, A
- 15 Shawn Lewis, Cal Poly, 12/21/2010, H
- 15 Brandon Davies, BYU, 1/21/2012, H

FREE THROWS ATTEMPTED

- 21 Doron Perkins, Santa Clara, 2/14/2004, H
- 21 Brandon Worthy, Loyola Marymount, 2/11/2006, A
- 19 Shawn Lewis, Cal Poly, 12/21/2010, H
- 18 Bob Bartholomew, San Diego, 1/19/1980, H
- 18 David Cooke, Saint Mary's, 1/26/1985, A
- 18 Brandon Davies, BYU, 1/21/2012, H

FREE THROW PCT.

- 1.000 Steve Nash, Santa Clara, 2/25/1995, 15-15, H
- 1.000 Bo Kimble, Loyola Marymount, 2/17/1990, 14-14, H
- 1.000 Coky Rochin, Portland, 1/19/2002, 12-12, H
- 1.000 Jahmar Young, New Mexico St., 12/18/2009, 12-12, H
- 1.000 Keifer Sykes, Green Bay, 11/28/2013, 12-12, N
- 1.000 Domantas Sabonis, Gonzaga, 2/6/16, H
- 1.000 Ben Johnson, Northwestern, 1/8/2000, 11-11, A
- 1.000 Cervante Burrell, Seattle, 2/16/2012, 11-11, A
- 1.000 Aaron James, Grambling, 1/25/1973, 10-10, N
- 1.000 Dion Rainey, Southwestern La., 12/8/1978, 10-10, A
- 1.000 Danny Means, San Diego, 2/6/1987, 10-10, H
- 1.000 Kelvin Woods, San Diego, 2/13/1992, 10-10, A
- 1.000 Travis Hansen, Brigham Young, 1/5/2002, 10-10, H
- 1.000 Donald Wilson, Portland, 2/7/2004, 10-10, A
- 1.000 Ross Schraeder, UC Irvine, 11/26/2005, 10-10, H
- 1.000 Gabe Levin, Loyola Marymount, 2/1/2014, 10-10, H
(minimum 10 attempts)

REBOUNDS

- 22 Bill Cartwright, San Francisco, 2/23/1979, A
- 22 Darryl Johnson, San Francisco, 2/1/1992, A
- 22 Josh Heytvelt, Gonzaga, 2/3/2007, H
- 21 Mel Counts, Oregon State, 3/16/1962, N
- 21 Tim Burroughs, Jacksonville, 11/23/1991, A
- 21 Josh Martin, Cal Poly, 11/11/2016, H
- 20 Kurt Rambis, Santa Clara, 1/15/1977, A
- 20 Danny Granger, Bradley, 11/22/2002, A

ASSISTS

- 17 Zakee Smith, Cal State Fullerton, 12/4/2002, A
- 16 Bryan Williams, UC Irvine, 12/20/1984, A
- 15 Ricky Sobers, UNLV, 2/19/1975, A
- 15 Mickey McConnell, Saint Mary's, 1/8/2011, H

BLOCKED SHOTS

- 8 Diamon Simpson, Saint Mary's, 1/27/2007, A
- 7 Luc Longley, New Mexico, 3/21/1989, A
- 6 many times

STEALS

- 9 Johnny High, Nevada, 12/20/1983, H
- 8 Steve Harris, Tulsa, 12/27/1983, A
- 8 Alonzo Jamison, Kansas, 1/2/1992, A
- 7 Tony Windless, Georgia Southern, 12/20/1991, N
- 7 David Sivulich, Saint Mary's, 3/1/1997, N
- 7 Drew Schifino, West Virginia, 12/30/2001, N
- 7 Will Clyburn, Utah, 12/7/2010, A

POSTSEASON RECORDS

This page includes Pepperdine single-game bests from NCAA, NIT or CBI Tournament games.

POINTS

34	Marcos Leite, 1976 NCAA vs. Memphis State
29	Brandon Armstrong, 2001 NIT vs. Wyoming
28	Tom Lewis, 1988 NIT vs. New Mexico
27	Ricardo Brown, 1979 NCAA vs. UCLA
27	Orlando Phillips, 1982 NCAA vs. Pittsburgh
27	Brandon Armstrong, 2001 NIT vs. New Mexico
26	Ricardo Brown, 1979 NCAA vs. Utah
26	Eric White, 1985 NCAA vs. Duke
25	Boot Bond, 1980 NIT vs. Long Beach State
24	Boot Bond, 1982 NCAA vs. Pittsburgh
24	Lamond Murray Jr., 2016 CBI vs. Eastern Washington
23	Nick Buzolich, 1944 NCAA vs. Missouri
23	Bob Warlick, 1962 NCAA vs. Oregon State
23	Doug Christie, 1992 NCAA vs. Memphis State
22	Nick Buzolich, 1944 NCAA vs. Iowa State
22	Tim Tift, 1962 NCAA vs. Utah State
22	Tony Fuller, 1980 NIT vs. Long Beach State
22	Brandon Armstrong, 2000 NCAA vs. Indiana
21	Craig Davis, 1989 NIT vs. New Mexico
21	Damin Lopez, 1994 NCAA vs. Michigan
20	Kelvin Gibbs, 2001 NIT vs. New Mexico

FIELD GOALS MADE

12	Marcos Leite, 1976 NCAA vs. Memphis State
12	Ricardo Brown, 1979 NCAA vs. Utah
12	Ricardo Brown, 1979 NCAA vs. UCLA
12	Eric White, 1985 NCAA vs. Duke
11	Orlando Phillips, 1982 NCAA vs. Pittsburgh

FIELD GOALS ATTEMPTED

25	Ricardo Brown, 1979 NCAA vs. UCLA
22	Marcos Leite, 1976 NCAA vs. Memphis State
22	Ricardo Brown, 1979 NCAA vs. Utah
21	Bob Warlick, 1962 NCAA vs. Oregon State
21	Tom Lewis, 1988 NIT vs. New Mexico

FIELD GOAL PCT.

.786	Orlando Phillips (11-14), 1982 NCAA vs. Pittsburgh
.706	Eric White (12-17), 1985 NCAA vs. Duke
.692	Dexter Howard (9-13), 1988 NIT vs. New Mexico
.692	Kelvin Gibbs (9-13), 2001 NIT vs. New Mexico
.667	Orlando Phillips (8-12), 1982 NCAA vs. Oregon State
.667	Nick Sheppard (8-12), 2000 NCAA vs. Indiana (minimum 10 attempts)

3-POINT FG MADE

7	Damin Lopez, 1994 NCAA vs. Michigan
4	Casey Crawford, 1989 NIT vs. New Mexico State
4	Craig Davis, 1989 NIT vs. New Mexico
4	Brandon Armstrong, 2000 NCAA vs. Indiana
4	Brandon Armstrong, 2001 NIT vs. New Mexico
4	Devin Montgomery, 2002 NCAA vs. Wake Forest
4	Lamond Murray Jr., 2016 CBI vs. Eastern Washington

3-POINT FG ATTEMPTED

17	Damin Lopez, 1994 NCAA vs. Michigan
10	Craig Davis, 1989 NIT vs. New Mexico
10	Brandon Armstrong, 2000 NCAA vs. Oklahoma State
9	Damin Lopez, 1993 NIT vs. USC
9	Brandon Armstrong, 2001 NIT vs. New Mexico

3-POINT FG PCT.

.667	Brandon Armstrong (4-6), 2000 NCAA vs. Indiana
.600	Shann Ferch (3-5), 1989 NIT vs. New Mexico State
.600	Tommie Prince (3-5), 1999 NIT vs. Colorado
.571	Casey Crawford (4-7), 1989 NIT vs. New Mexico State
.571	Lamond Murray Jr. (4-7), 2016 CBI vs. Eastern Washington (minimum 5 attempts)

FREE THROWS MADE

12	Brandon Armstrong, 2001 NIT vs. Wyoming
10	Marcos Leite, 1976 NCAA vs. Memphis State
8	Marcos Leite, 1976 NCAA vs. UCLA
8	Tom Lewis, 1988 NIT vs. New Mexico

FREE THROWS ATTEMPTED

13	Brandon Armstrong, 2001 NIT vs. Wyoming
12	Tony Fuller, 1979 NCAA vs. Utah
11	Marcos Leite, 1976 NCAA vs. Memphis State
11	Orlando Phillips, 1982 NCAA vs. Pittsburgh

FREE THROW PCT.

.923	Brandon Armstrong (12-13), 2001 NIT vs. Wyoming
.909	Marcos Leite (10-11), 1976 NCAA vs. Memphis State
.800	Marcos Leite (8-10), 1976 NCAA vs. UCLA
.800	Tom Lewis (8-10), 1988 NIT vs. New Mexico (minimum 10 attempts)

REBOUNDS

14	Stacy Davis, 2016 CBI vs. Eastern Washington
13	Bob Warlick, 1962 NCAA vs. Oregon State
13	Danny Ramsey, 1979 NCAA vs. Utah
13	Eric White, 1985 NCAA vs. Duke
12	Bob Warlick, 1962 NCAA vs. Utah State
12	Ray Ellis, 1979 NCAA vs. UCLA
12	Orlando Phillips, 1982 NCAA vs. Oregon State
12	Anthony Frederick, 1986 NCAA vs. Maryland

ASSISTS

14	Tezale Archie, 2000 NCAA vs. Oklahoma State
11	Tezale Archie, 2000 NCAA vs. Indiana
8	Dane Suttle, 1982 NCAA vs. Pittsburgh
8	Jon Korfas, 1985 NCAA vs. Duke

BLOCKED SHOTS

4	Cedric Suitt, 2002 NCAA vs. Wake Forest
4	Jett Raines, 2016 CBI vs. Eastern Washington
3	Anthony Frederick, 1985 NCAA vs. Duke
3	Casey Crawford, 1989 NIT vs. New Mexico State
3	Dana Jones, 1993 NIT vs. USC
3	Cedric Suitt, 2000 NCAA vs. Indiana

STEALS

6	Brandon Armstrong, 2000 NCAA vs. Indiana
5	Dana Jones, 1994 NCAA vs. Michigan
4	Dwayne Plee, 1986 NCAA vs. Maryland
4	Bryan Parker, 1993 NIT vs. USC

WCC TOURNAMENT RECORDS

INDIVIDUAL SINGLE-GAME RECORDS

PEPPERDINE		OPPONENT
41, Lamond Murray Jr. vs PAC, 3/3/2017 39, Bryan Hill vs. SMC, 3/1/1997 32, Geoff Lear vs. SMC, 3/4/1991 32, Tom Lewis vs. LMU, 3/6/1988 31, Alex Acker vs. USD, 3/5/2005	POINTS	34, Brandon Gay of USD, 3/5/2005 33, Devin Watson of USF, 3/5/2016 32, Dior Lowhorn of USF, 3/6/2009 30, Johnny Dee of USD, 3/1/2012 29, twice, last Dan Dickau of GON, 3/4/2002
16, Dexter Howard vs. SMC, 3/3/1990 16, Bryan Hill vs. USD, 2/29/1998	REBOUNDS	15, Rob Jones of USD, 3/8/2008 13, several (last Terrence Moore of USF, 2/27/1999)
16, Donny Moore vs. LMU, 3/6/1988 10, Jelani Gardner vs. USF, 2/27/1999	ASSISTS	11, Kyle Dixon of GON, 3/3/1996 11, Brandon Johnson of USD, 3/2/2007
8, Cedric Suitt vs. SMC, 3/3/2002 5, Malcolm Thomas vs. POR, 3/7/2008	BLOCKED SHOTS	4, Sherman Gay of LMU, 3/6/2004 3, several (last Drew Viney of LMU, 3/5/2010)
5, Craig Davis vs. LMU, 3/6/1988 4, several (last Marvin Lea vs. USD, 3/2/2007)	STEALS	7, David Sivilich of SMC, 3/1/1997 5, twice (last Chris Anderson of USD, 3/7/2013)
15, Bryan Hill vs. SMC, 3/1/1997 13, several (last Lamond Murray Jr. vs. PAC, 3/3/2017)	FIELD GOALS MADE	13, Dior Lowhorn of USF, 3/6/2009 11, several (last Devin Watson of USF, 3/5/2016)
7, Shann Ferch vs. LMU, 3/5/1989 5, several (last Jeremy Major vs. USF, 3/5/2016)	THREE-POINTERS MADE	7, Steve Nash of SCU, 3/2/1996 7, Brandon Gay of USD, 3/5/2005
14, Mychel Thompson vs. USD, 3/4/2011 13, Tashaan Forehan-Kelly vs. USD, 3/3/2006	FREE THROWS MADE	13, Ashley Hamilton of LMU, 3/5/2010 11, several (last Ray Bowles of PAC, 3/3/2017)

TEAM SINGLE-GAME RECORDS

PEPPERDINE		OPPONENT
106 vs. Loyola Marymount, 3/6/1988 98 vs. Loyola Marymount, 3/5/1989	POINTS	112 by Loyola Marymount, 3/5/1989 109 by Loyola Marymount, 3/6/1988
54 vs. Loyola Marymount, 3/6/1998 53 vs. Loyola Marymount, 3/4/2000	FIRST-HALF POINTS	61 by Loyola Marymount, 3/5/1989 55 by Loyola Marymount, 3/6/1988
57 vs. Loyola Marymount, 3/4/2005 54 vs. San Francisco, 3/5/2016	SECOND-HALF POINTS	54 by Loyola Marymount, 3/6/1988 52 by Gonzaga, 3/4/2002
43 vs. Loyola Marymount, 3/6/1988 41 vs. Loyola Marymount, 3/5/1989	FIELD GOALS MADE	41 by Loyola Marymount, 3/5/1989 37 by Loyola Marymount, 3/6/1988
84 vs. Loyola Marymount, 3/5/1989 79 vs. San Diego, 3/5/2005	FIELD GOALS ATTEMPTED	80 by Loyola Marymount, 3/6/1988 79 by Saint Mary's, 3/3/1990
.644 vs. San Francisco, 3/7/1993 (29-45) .606 vs. Loyola Marymount, 3/6/1988 (43-71)	FIELD GOAL PERCENTAGE	.576 by San Diego, 3/2/2007 (34-59) .574 by Saint Mary's, 3/7/2016 (31-54)
12 vs. Gonzaga, 3/4/2002 11, twice (last vs. Santa Clara, 3/4/2001)	THREE-POINTERS MADE	14 by Loyola Marymount, 3/5/1989 13 by Santa Clara, 3/8/1993
28 vs. Gonzaga, 3/4/2002 28 vs. San Diego, 3/5/2005	THREE-POINTERS ATTEMPTED	33 by Saint Mary's, 3/3/1990 28, twice (last by Santa Clara, 3/4/2001)
.613 vs. San Francisco, 3/7/1993 (8-13) .538 vs. San Diego, 3/4/1989 (7-13)	THREE-POINT PERCENTAGE	.769 by Santa Clara, 2/28/1999 (10-13) .619 by Santa Clara, 3/8/1993 (13-21)
36 vs. San Diego, 3/4/2011 30 vs. Loyola Marymount, 3/4/2005	FREE THROWS MADE	30 by Saint Mary's, 3/1/1997 28, twice (last by Santa Clara, 3/4/2001)
45 vs. Saint Mary's, 3/3/1990 44 vs. San Diego, 3/4/2011	FREE THROWS ATTEMPTED	39 by Loyola Marymount, 3/6/1988 39 by Santa Clara, 3/4/2001
.882 vs. San Diego, 3/6/1987 (15-17) .864 vs. San Diego, 3/5/2005 (19-22)	FREE THROW PERCENTAGE	.941 by Santa Clara, 3/8/1993 (16-17) .882 by Saint Mary's, 3/1/1997 (30-34)
54 vs. Loyola Marymount, 3/4/2000 50, twice (last vs. Saint Mary's, 3/3/1990)	REBOUNDS	53 by Saint Mary's, 3/7/2004 48 by San Diego, 3/3/2006
27 vs. Gonzaga, 3/4/2002 27 vs. Loyola Marymount, 3/5/2010	PERSONAL FOULS	34 by Saint Mary's, 3/3/1990 31 by San Diego, 3/4/2011
25 vs. Loyola Marymount, 3/6/1988 23, twice (last vs. Loyola Marymount, 3/6/1993)	ASSISTS	28 by San Diego, 3/2/2007 22, several (last by Pacific, 3/3/2017)
23 vs. Loyola Marymount, 3/6/1988 23 vs. Saint Mary's, 3/1/1997	TURNOVERS	26 by Portland, 3/2/2002 22 by San Diego, 3/5/2005
14 vs. Saint Mary's, 3/3/2002 7, twice (last vs. Portland, 3/7/2008)	BLOCKED SHOTS	6, several (last by Loyola Marymount, 3/5/2010)
16 vs. San Diego, 3/5/2005 11, several (last vs. San Diego, 3/8/2008)	STEALS	12 by Loyola Marymount, 3/6/1988 12 by San Diego, 3/7/2013

WCC TOURNAMENT RECORDS

CAREER LEADERS

POINTS	G	PTS	AVG
Dana Jones	12	183	15.3
Geoff Lear	9	159	17.7
Damin Lopez	12	129	10.8
Tom Lewis	5	114	22.8
Craig Davis	8	101	12.6
Stacy Davis	6	91	15.2
Dexter Howard	8	90	11.3
Lamond Murray Jr.	6	89	14.8
Kelvin Gibbs	8	87	10.9
Alex Acker	5	87	17.4

FIELD GOALS	G	FGM	AVG
Dana Jones	12	82	6.8
Geoff Lear	9	63	7.0
Tom Lewis	5	40	8.0
Craig Davis	8	35	4.4

THREE-POINTERS	G	3FGM	AVG
Damin Lopez	12	27	2.3
Craig Davis	8	18	2.3
Rick Welch	9	16	1.8
Craig Lewis	8	13	1.6
Lorne Jackson	6	12	2.0
Jeremy Major	6	12	2.0

FREE THROWS	G	FTM	AVG
Damin Lopez	12	34	2.8
Geoff Lear	9	33	3.7
Stacy Davis	6	29	4.8
Mychel Thompson	7	28	4.0
Dexter Howard	8	26	3.3

REBOUNDS	G	REB	AVG
Dana Jones	12	109	9.1
Geoff Lear	9	77	8.6
Kelvin Gibbs	8	55	6.9
Stacy Davis	6	50	8.3
Dexter Howard	8	50	6.3
Derek Noether	12	47	3.9
Levy Middlebrooks	5	45	9.0
Taylor Darby	6	40	6.7
Craig Davis	8	40	5.0
Corbin Moore	6	38	6.3

ASSISTS	G	AST	AVG
Damin Lopez	12	45	3.8
Donny Moore	5	42	8.4
Dana Jones	12	34	2.8
Bryan Parker	6	33	5.5
Tezale Archie	8	22	2.8

BLOCKED SHOTS	G	BLK	AVG
Cedric Suitt	8	17	2.1
Geoff Lear	9	13	1.4
Dana Jones	12	10	0.8
Malcolm Thomas	2	9	4.5
Derek Noether	12	8	0.7

STEALS	G	STL	AVG
Dana Jones	12	22	1.8
Bryan Parker	6	13	2.2
Alex Acker	5	12	2.4
Craig Davis	8	12	1.5

SINGLE-TOURNAMENT LEADERS

POINTS	THREE GAMES	PTS	AVG
Geoff Lear (1991)	72	24.0	
Dana Jones (1994)	66	22.0	
Doug Christie (1992)	63	21.0	
Geoff Lear (1992)	57	19.0	
Craig Davis (1987)	55	18.3	
Tom Lewis (1988)	49	24.5	
Alex Acker (2005)	48	24.0	
Tom Lewis (1989)	44	22.0	
Yakhouba Diawara (2004)	42	21.0	
Lorne Jackson (2011)	41	20.5	
Jeremy Major (2016)	41	20.5	

FIELD GOALS MADE	THREE GAMES	FGM	AVG
Geoff Lear (1991)	29	9.7	
Dana Jones (1994)	29	9.7	
Doug Christie (1992)	23	7.7	
Geoff Lear (1992)	23	7.7	
Tom Lewis (1988)	18	9.0	
Levy Middlebrooks (1988)	16	8.0	
Tom Lewis (1989)	15	7.5	
Alex Acker (2005)	15	7.5	
Jeremy Major (2016)	15	7.5	

FIELD GOAL PERCENTAGE	THREE GAMES	(min. 15 FGM)	FG	PCT
Dana Jones (1992)	19-31		.731	
Derek Noether (1993)	17-24		.708	
Dana Jones (1993)	17-26		.654	
Jeremy Major (2016)	15-22		.682	
Levy Middlebrooks (1988)	16-24		.667	
David Lalazarian (2001)	11-17		.647	

THREE-POINTERS MADE	THREE GAMES	3FGM
Rick Welch (1991)	12	
Craig Davis (1987)	11	
Damin Lopez (1993)	10	
Shann Ferch (1989)	9	
Jeremy Major (2016)	8	
Kingsley Costain (2005)	7	

THREE-POINT PERCENTAGE	THREE GAMES	(min. 5 3FGM)	3FG	PCT
Devin Montgomery (2002)	8-13		.615	
Rick Welch (1991)	12-23		.522	
Craig Davis (1987)	11-23		.478	
Mike Hornbuckle (2009)	6-8		.750	
David Lalazarian (2001)	6-9		.667	
Jeremy Major (2016)	8-12		.667	

FREE THROWS MADE	THREE GAMES	FTM
Damin Lopez (1994)	15	
Devin Montgomery (2002)	15	
Eric White (1987)	14	
Geoff Lear (1991)	14	
Alex Acker (2005)	16	
Lorne Jackson (2011)	16	
Mychel Thompson (2011)	16	

FREE THROW PERCENTAGE	THREE GAMES	(min. 8 FTM)	FT	PCT
Damin Lopez (1994)	15-15		1.000	
Clark James (1994)	9-9		1.000	
Boomer Brazzle (2002)	12-13		.923	
Mychel Thompson (2009)	10-10		1.000	
Russell Hicks (2005)	5-5		1.000	
Lorne Jackson (2011)	16-17		.941	

REBOUNDS	THREE GAMES	REB	AVG
Geoff Lear (1991)	40	13.0	
Dana Jones (1991)	31	10.3	
Dana Jones (1994)	30	10.0	
Levy Middlebrooks (1988)	23	11.5	
Kelvin Gibbs (1999)	19	9.5	
Stacy Davis (2016)	19	8.5	

ASSISTS	THREE GAMES	AST	AVG
Bryan Parker (1993)	20	6.7	
Donny Moore (1987)	18	6.0	
Tezale Archie (2000)	16	5.3	
Devin Montgomery (2002)	16	5.3	
Donny Moore (1988)	24	12.0	
Jelani Gardner (1999)	15	7.5	
Marty Wilson (1989)	13	6.5	

BLOCKED SHOTS	THREE GAMES	BLK	AVG
Cedric Suitt (2002)	12	4.0	
Michael Cumberland (1987)	6	2.0	
Will Kimble (2002)	6	2.0	
Malcolm Thomas (2008)	9	4.5	
Craig Davis (1988)	4	2.0	
Casey Crawford (1989)	3	1.5	

STEALS	THREE GAMES	STL	AVG
Bryan Parker (1993)	8	2.7	
Dana Jones (1994)	8	2.7	
Doug Christie (1992)	7	2.3	
Craig Davis (1988)	6	3.0	
Tyrone Shelley (2008)	6	3.0	
several	5	2.5	



1994 WCC TOURNAMENT CHAMPIONS

ALL-TIME STARTING FIVES

1972-73

F 42	Billy Williams	8.4 ppg
F 44	Allan Jones	11.4
C 55	Mike Schroeder	5.1
G 10	William Averitt	33.9
G 14	Dick Skophammer	12.8

1973-74

F 14	Dick Skophammer	14.1 ppg
F 42	Billy Williams	9.2
F 44	Allan Jones	14.1
G 22	Chris Thompson	9.6
G 24	Don Braunecker	1.7

1974-75

F 14	Dick Skophammer	16.2 ppg
F 44	Billy Williams	7.5
C 50	Marcos Leite	19.7
G 12	Steve Biehn	7.8
G 42	Art Allen	16.7

1975-76

F 14	Dick Skophammer	12.3 ppg
F 40	Ollie Matson	14.7
C 50	Marcos Leite	18.7
G 24	Dennis Johnson	15.7
G 30	Flintie Ray Williams	12.2

1976-77

F 40	Ollie Matson	15.7 ppg
F 52	Danny Ramsey	7.6
C 44	Ray Ellis	9.9
G 30	Flintie Ray Williams	16.3
G 42	Art Allen	14.2

1977-78

F 52	Danny Ramsey	10.5 ppg
C 44	Ray Ellis	14.9
G 00	Doug Hopkins	7.2
G 5	Michael Knight	16.2
G 20	Steve Hines	5.0

1978-79

F 40	Ollie Matson	15.6 ppg
F 52	Danny Ramsey	7.3
C 44	Ray Ellis	8.9
G 22	Ricardo Brown	18.0
G 23	Tony Fuller	13.6

1979-80

F 42	Scott McCollum	6.5 ppg
C 44	Brett Barnett	4.3
G 22	Ricardo Brown	19.5
G 23	Tony Fuller	19.5
G 25	Boot Bond	13.0

1980-81

F 52	Victor Anger	9.2 ppg
F 54	Bill Sadler	15.2
C 42	Scott McCollum	10.0
G 14	Dane Suttle	15.1
G 25	Boot Bond	18.5

1981-82

F 34	Orlando Phillips	15.7 ppg
F 54	Bill Sadler	11.9
C 42	Scott McCollum	5.8
G 14	Dane Suttle	16.8
G 25	Boot Bond	18.4

1982-83

F 34	Orlando Phillips	20.0 ppg
F 54	Bill Sadler	13.8
C 52	Victor Anger	10.3
G 4	Mark Wilson	6.2
G 14	Dane Suttle	23.4

1983-84

F 52	Victor Anger	12.3 ppg
C 42	Scott McCollum	11.1
G 4	Mark Wilson	9.4
G 5	Grant Gondrezick	13.7
G 32	Dwayne Polee	11.1

1984-85

F 34	Eric White	15.9 ppg
F 44	Anthony Frederick	11.8
C 50	Levy Middlebrooks	10.3
G 11	Jon Korfas	12.2
G 32	Dwayne Polee	15.7

1985-86

F 34	Eric White	15.3 ppg
F 44	Anthony Frederick	9.4
C 50	Levy Middlebrooks	8.2
G 11	Jon Korfas	8.8
G 32	Dwayne Polee	15.7

1986-87

F 25	Michael Cumberland	7.5 ppg
F 34	Eric White	19.3
C 50	Levy Middlebrooks	13.3
G 22	Craig Davis	11.3
G 23	Ed Allen	10.4

1987-88

F 32	Tom Lewis	22.9 ppg
F 50	Levy Middlebrooks	19.6
C 33	Casey Crawford	5.0
G 4	Marty Wilson	5.5
G 22	Craig Davis	15.8

1988-89

F 32	Tom Lewis	16.2 ppg
F 45	Dexter Howard	15.9
C 33	Casey Crawford	8.0
G 4	Marty Wilson	5.5
G 22	Craig Davis	12.5

1989-90

F 3	Geoff Lear	13.8 ppg
F 32	Tom Lewis	14.8
C 31	Mark Georgeson	4.0
G 5	Craig Davis	14.0
G 22	Shann Ferch	10.9

1990-91

F 21	Dana Jones	10.0 ppg
F 34	Geoff Lear	18.5
C 52	Derek Noether	5.8
G 15	Rick Welch	7.5
G 35	Doug Christie	19.1

1991-92

F 21	Dana Jones	11.4 ppg
F 34	Geoff Lear	16.7
F 41	Byron Jenson	4.7
G 12	Damin Lopez	7.7
G 35	Doug Christie	19.5

1992-93

F 21	Dana Jones	15.6 ppg
F 41	Byron Jenson	11.3
C 52	Derek Noether	11.7
G 11	Bryan Parker	7.2
G 12	Damin Lopez	14.0

1993-94

F 21	Dana Jones	18.4 ppg
F 52	Derek Noether	9.9
C 50	Gavin Van Der Putten	4.0
G 11	Bryan Parker	9.0
G 12	Damin Lopez	14.7

1994-95

F 5	Clark James	8.0 ppg
F 31	Monte Marcaccini	9.9
C 50	Gavin Van Der Putten	8.1
G 13	Joey Ramirez	5.5
G 34	Gerald Brown	16.5

1995-96

F 33	Bryan Hill	15.1 ppg
C 50	Gavin Van Der Putten	7.4
G 12	Khary Hervey	5.8
G 31	Marques Johnson	14.3
G 34	Gerald Brown	17.8

1996-97

F 33	Bryan Hill	14.5 ppg
F 35	Marc McDowell	10.3
G 22	Tezale Archie	5.4
G 23	Tommie Prince	9.5
G 31	Marques Johnson	11.1

1997-98

F 32	Kelvin Gibbs	4.7 ppg
F 33	Bryan Hill	12.2
G 13	Jelani Gardner	14.1
G 23	Tommie Prince	7.8
G 34	Gerald Brown	16.9

1998-99

F 5	David Lalazarian	6.7 ppg
F 32	Kelvin Gibbs	11.0
C 52	Nick Sheppard	5.7
G 13	Jelani Gardner	13.9
G 23	Tommie Prince	6.3

1999-00

F 32	Kelvin Gibbs	9.0 ppg
C 52	Nick Sheppard	9.1
G 3	Brandon Armstrong	14.4
G 12	Tezale Archie	9.6
G 23	Tommie Prince	9.7

2000-01

F 32	Kelvin Gibbs	15.1 ppg
F 34	Boomer Brazzle	3.5
G 1	Derrick Anderson	6.8
G 3	Brandon Armstrong	22.1
G 11	Craig Lewis	9.0

2001-02

F 32	Jimmy Miggins	14.9 ppg
F 34	Boomer Brazzle	11.2
C 55	Cedric Suitt	3.2
G 1	Devin Montgomery	11.7
G 20	Terrance Johnson	12.8

ALL-TIME STARTING FIVES

2002-03

F 21	Robert Turner	7.0 ppg
F 32	Jimmy Miggins	15.4
F 34	Boomer Brazzle	12.0
G 3	Alex Acker	13.0
G 20	Terrance Johnson	15.0

2003-04

F 2	Glen McGowan	17.8 ppg
C 13	Derick Grubb	3.8
G 1	Shaun Davis	8.1
G 3	Alex Acker	13.6
G 20	Terrance Johnson	14.8

2004-05

F 2	Glen McGowan	19.2 ppg
F 34	Yakhouba Diawara	14.0
G 3	Alex Acker	16.6
G 5	Marvin Lea	4.1
G 10	Kingsley Costain	7.4

2005-06

F 1	Tashaan Forehan-Kelly	15.5 ppg
F 14	Willie Galick	7.1
C 50	Jarrad Henry	3.8
G 2	Michael Gerrity	14.1
G 23	Chase Griffin	6.4

2006-07

F 14	Willie Galick	6.5 ppg
G 3	Gregg Barlow	8.0
G 5	Marvin Lea	14.6
G 23	Chase Griffin	15.7
G 34	Tyler Carr	1.0

2007-08

F 4	Malcolm Thomas	12.5 ppg
G 3	Tyrone Shelley	15.1
G 14	Rico Tucker	10.7
G 15	Mychel Thompson	8.1
G 31	Ryan Holmes	6.0

2008-09

F 15	Mychel Thompson	9.6 ppg
F 32	Taylor Darby	6.1
C 44	Corbin Moore	3.1
G 3	Keion Bell	12.9
G 31	Ryan Holmes	6.3

2009-10

F 15	Mychel Thompson	11.8 ppg
F 22	Jonathan Dupre'	6.6
F 41	Taylor Darby	6.3
G 3	Keion Bell	18.5
G 20	Lorne Jackson	8.1

2010-11

F 15	Mychel Thompson	14.6 ppg
F 41	Taylor Darby	7.7
C 44	Corbin Moore	4.5
G 10	Joshua Lowery	5.6
G 20	Lorne Jackson	13.2

2011-12

F 41	Taylor Darby	12.3 ppg
C 44	Corbin Moore	10.4
G 1	Jordan Baker	9.0
G 10	Joshua Lowery	8.7
G 23	Caleb Willis	6.1

2012-13

F 5	Stacy Davis	11.2 ppg
F 45	Jett Raines	6.6
G 0	Lorne Jackson	13.6
G 1	Jordan Baker	11.4
G 31	Nikolas Skouen	8.0

2013-14

F 5	Stacy Davis	15.1 ppg
F 21	Brendan Lane	13.0
G 0	Amadi Udenyi	5.9
G 3	Jeremy Major	9.1
G 15	Malcolm Brooks	10.3

2014-15

F 5	Stacy Davis	15.7 ppg
F 45	Jett Raines	10.6
G 3	Jeremy Major	8.7
G 11	Atif Russell	5.6
G 21	Shawn Olden	9.2

2015-16

F 5	Stacy Davis	15.0 ppg
F 13	Kameron Edwards	7.2
F 45	Jett Raines	12.8
G 3	Jeremy Major	9.8
G 30	Lamond Murray Jr.	16.6

2016-17


F 14	Chris Reyes	13.4 ppg
F 31	Nolan Taylor	7.1
G 3	Jeremy Major	11.7
G 23	Jonathan Allen	1.9
G 30	Lamond Murray Jr.	21.4

STATISTICAL NOTE

The games started statistic is first available beginning with the 1972-73 season. The lineups listed above include the five players that started the most games each season.


ALL-TIME ROSTER

Name	Years	Pos.	Hometown (Last School)	Gms	Pts/Avg
Acker, Alex	2002, 03, 04, 05	G	Compton, Calif. (Eisenhower HS)	88	1,273/14.5
Agre, Denis	2009, 10, 11	C	Sofia, Bulgaria (Central Arizona JC)	40	65/1.6
Allen, Art	1975, 76, 77	G	Pittsburgh, Pa. (L.A. Southwest JC)	51	786/15.4
Allen, Doc	1940, 41			—	—
Allen, Ed	1987	G	San Francisco, Calif. (CC of San Francisco)	30	313/10.4
Allen, Jonathan	2014, 15, 16, 17	G	Nashville, Tenn. (Ravenwood HS)	48	68/1.4
Allen, Mike	1974, 75	G	Tucson, Ariz. (Salpointe HS)	26	41/1.6
Allen, Richie	1974	F	Los Angeles, Calif. (Daniel Murphy HS)	19	40/2.1
Alvord, Dick	1951, 52, 53	F	Glendale, Calif. (Glendale JC)	73	783/10.7
Anchrum, Hakeem	2016	F	Birmingham, Ala. (Wheeler HS)	9	7/0.8
Anderson, Derrick	2000, 01	G	Los Angeles, Calif. (Univ. of Nevada)	31	212/6.8
Anderson, Franklin	1952	G	Pleasant Hill, Mo.	—	—
Andrews, Herb	1970, 71	G	Los Angeles, Calif. (Mt. Carmel HS)	23	117/5.1
Anger, Victor	1981, 82, 83, 84	F/C	Oxnard, Calif. (Channel Islands HS)	113	1,076/9.5
Antrim, Steve	1968, 69	G	Glenview, Ill. (Southwestern JC)	21	14/0.7
Archie, Tezale	1996, 97, 98, 99, 00	G	Fresno, Calif. (Hoover HS)	120	718/6.0
Armstrong, Brandon	1999, 00, 01	G	Vallejo, Calif. (Vallejo HS)	65	1,175/18.1
Arrick, Kenneth II	2017	G	Scottsdale, Ariz. (Saguaro HS)	0	0/0.0
Asberry, Joe	1984, 85	G	Bremerton, Wash. (Olympic HS)	9	18/2.0
Asher, Reggie	1944			—	—
Aust, Steve	1978	G/F	Culver City, Calif. (Culver City HS)	1	0/0.0
Averitt, William "Bird"	1972, 73	G	Hopkinsville, Ky. (Hopkinsville HS)	49	1,541/31.4
Baker, Jordan	2012, 13	G	Tempe, Ariz. (Tempe HS)	59	601/10.2
Barlow, Gregg	2006, 07	G	Las Vegas, Nev. (Mt. Hood CC)	53*	362/6.8*
Barnes, Bill	1954, 55	F	Long Beach, Calif.	48	609/12.7
Barnett, Brett	1980, 81	C	Glendale, Calif. (Glendale JC)	41	160/3.9
Beal, Freeman	1970	G	Los Angeles, Calif. (Mt. Carmel HS)	0	0/0.0
Belcher, Bill	1957, 58	G	Los Angeles, Calif. (Dorsey HS)	14	10/0.7
Bell, Keion	2009, 10, 11	G	Los Angeles, Calif. (Pasadena HS)	83	1,365/16.4
Bell, Reggie	1970	F	Chicago, Ill.	0	0/0.0
Bender, Nate	1965, 66	C	Westgate, Iowa	43	260/6.0
Berg, Milt	1942			—	—
Berger, Brian	1969, 70	F	Long Beach, Calif. (Long Beach CC)	37	122/3.3
Berry, Bertelle	1970	G	Kansas City, Kan. (Sumner HS)	0	0/0.0
Berry, Greg	2000	F	Los Angeles, Calif. (Los Angeles CC)	19	20/1.1
Bethel, David	1979	G	Staten Island, N.Y. (Curtis HS)	2	0/0.0
Betts, Roland	1964, 65	F	Chicago, Ill. (Chicago HS)	48	819/17.1
Biehn, Steve	1975, 76	G	Mercer Island, Wash. (Washington)	45	249/5.5
Biyendolo, Marley	2014, 15	G	Melbourne, Australia (Cheltenham Secondary)	21	12/0.6
Blue, Bobby	1959, 60, 61	F	Los Angeles, Calif. (Jordan HS)	59	785/13.3
Bond, Roylin "Boot"	1979, 80, 81, 82	G	Macon, Ga. (Northeast Macon HS)	105	1,501/14.3
Bonser, E.	1974			1	0/0.0
Brad, Steve	1967, 68	F	Roosmoor, Calif. (Western HS)	22	105/4.8
Bragg, Tarik	1996	F	Los Angeles, Calif. (Westchester HS)	23	25/1.1
Braly, Damon	1988, 89, 90, 91	C	Arvada, Colo. (Arvada HS)	29	22/0.8
Branch, Angelo	1974	G	San Diego, Calif. (Lincoln HS)	0	0/0.0
Brandes, Dave	1943			—	—
Branning, Richard	2009, 10, 11, 12	G	Menlo Park, Calif. (Menlo-Atherton HS)	14	18/1.3
Braunecker, Don	1972, 73, 74	G	Manhattan Beach, Calif. (Lynwood HS)	63	111/1.8
Brazzle, Boomer	2000, 01, 02, 03	F	Portland, Ore. (Benson Tech HS)	107	816/7.6
Brewer, Jess	1950, 51	F	Modesto, Calif. (Modesto JC)	1	1/1.0
Bridges, Ted	1962, 63, 64	F	Los Angeles, Calif. (Washington HS)	74	510/6.9
Brittain, Dave	1985, 86	F	East Palestine, Ohio (Brown Univ.)	58	285/4.9
Brooks, Jim	1952	F	Monterey, Calif. (Monterey JC)	8	8/1.0
Brooks, Malcolm	2014	G	Brooklyn, N.Y. (Lamar CC)	30	309/10.3
Brown, Fred	1957			6	7/1.2
Brown, Gerald	1994, 95, 96, 97, 98	G	Phoenix, Ariz. (Hayden HS)	110	1,467/13.3
Brown, Ricardo	1979, 80	G	St. Louis, Mo. (Yavapai JC)	60	1,124/18.7
Bryant, Ronnie	1979	G	Buffalo, N.Y.	0	0/0.0
Bubonic, Tom	1964, 65	G	McKeesport, Pa. (McKeesport HS)	27	235/8.7
Buckelew, Rich	1960	G	Orange, N.J. (Seton Hall Univ.)	25	294/11.8
Buller, Elan	2000, 01	G	Woodland Hills, Calif. (Fresno Pacific)	29	57/2.0
Burbank, Dennis	1988	F	Anaheim, Calif. (Valencia HS)	8	8/1.0
Burns, Linwood	1955, 56	G	Wichita, Kan. (Arkansas City JC)	48	341/7.1
Butler, Aaron	1997, 98	G	Klamath Falls, Ore. (Mazama HS)	11	4/0.4
Buzolich, Nick	1944, 45, 46	C		—	1,464/—
Calhoun, Paul	1966, 67, 68	G	Sedgwick, Kan. (Sedgwick HS)	45	75/1.7
Campbell, Dayle	1966, 68	F	Compton, Calif.	29	92/3.2



ALL-TIME ROSTER


Name	Years	Pos.	Hometown (Last School)	Gms	Pts/Avg
Campbell, Tom	1970	G	Compton, Calif. (Compton HS)	26	190/7.3
Caraway, LaVal	1975	G	Los Angeles, Calif. (Jefferson HS)	0	0/0.0
Carr, Ernie	1968, 69, 70	G	Los Angeles, Calif. (Washington HS)	46	80/1.7
Carr, Tyler	2007, 08	G	Simi Valley, Calif. (Moorpark CC)	55*	53/1.0*
Cattivera, Joe	1962	G	Manhattan Beach, Calif.	5	0/0.0
Cavalcante, Cesar	1978, 79	F/C	Rio de Janeiro, Brazil (Escola Techica)	27	127/4.7
Christie, Doug	1990, 91, 92	G/F	Seattle, Wash. (Rainier Beach HS)	87	1,392/16.0
Clardy, Gus	2008, 09, 10, 11	F	Nacogdoches, Texas (Nacogdoches HS)	87	149/1.7
Clark, Bob	1945, 46, 47, 48	G	Los Angeles, Calif.	—	—
Clark, Braxton	1981	F	San Francisco, Calif. (Mission HS)	20	64/3.2
Clark, Grant	1948	G	Manhattan Beach, Calif.	—	—
Clover, Steve	1991, 92, 93, 94	G	Rancho Palos Verdes, Calif. (Rolling Hills HS)	53	103/1.9
Coburn, Wesley	1945	C	(Pacific Christian Academy)	—	—
Colbert, Gary	2002	G	Etiwanda, Calif. (Dixie CC)	27	111/4.1
Colomo, Larry	1953, 54	G	Los Angeles, Calif.	31	69/2.2
Conaway, Paul	1984, 85	C	Glendale, Calif. (Walter Johnson HS)	8	5/0.6
Cooper Jr., Eric	2017	G	Ontario, Calif. (Nevada)	0	0/0.0
Costain, Kingsley	2005, 06, 07	G	Toronto, Ont., Canada (Eastern Commerce HS)	77	642/8.3
Cox, Shawn	2007	G	Kneeland, Calif. (Arcata HS)	0	0/0.0
Crabbe, Al	1978, 79	G	Philadelphia, Pa. (Northeastern Christian JC)	19	34/1.8
Cragin, Pat	1960, 61	C	Huntington Park, Calif. (Huntington Park HS)	8	2/0.3
Craig, Rogdrick	2005	F	Portola Valley, Calif. (Westchester HS)	0	0/0.0
Crawford, Casey	1987, 88, 89	C	Hawthorne, Calif. (Leuzinger HS)	91	453/5.0
Crowther, Jack	1957, 58	C	Los Angeles, Calif. (USC)	41	173/4.2
Cumberland, Michael	1987, 88	F	West Covina, Calif. (Rio Hondo JC)	48	291/6.1
Cunningham, Rufus	1939	—	—	—	—
Dallmar, Howie	1975, 76	F	Menlo Park, Calif. (Menlo JC)	47	187/4.0
Darby, Taylor	2009, 10, 11, 12	F	San Marcos, Calif. (Mission Hills HS)	125	997/8.0
Davidson, Ron	1964	G	Torrance, Calif. (North HS)	15	32/2.1
Davis, Craig	1986, 87, 88, 89, 90	G	Oxnard, Calif. (Hueneme HS)	121	1,619/13.4
Davis, Jacob	1969, 70, 71	F	Riverside, Calif. (Riverside CC)	76	989/13.0
Davis, Shaun	2004	G	San Diego, Calif. (Lincoln HS)	26	210/8.1
Davis, Stacy	2013, 14, 15, 16	F	Laveen, Ariz. (Fairfax HS)	125	1,786/14.3
De Freitas, Moriba	2012, 13	F	Bon Air Gardens, Trinidad (Willison State JC)	30	81/2.7
DeBoskey, Frank	1956	G/F	Trenton, N.J. (Trenton JC)	20	220/11.0
Decker, Jason	1941	—	—	—	—
DeCuir, Lee	1957, 58	F/C	Ventura, Calif. (Ventura JC)	42	184/4.4
DeMaggio, Stan	1959	—	—	13	11/0.8
Densmore, Jeff	1973	G	Palos Verdes, Calif.	0	0/0.0
Deuel, Rick	1965, 66, 67	F	Glendale, Calif. (Grant HS)	66	390/5.9
Diawara, Yakhouba	2004, 05	F	Paris, France (Southern Idaho JC)	45	697/15.5
Dinnel, Gary	1966, 67, 68	G/F	Torrance, Calif. (Aviation HS)	70	383/5.5
Dinnel, Harry	1961, 62, 63	F	Manhattan Beach, Calif. (El Camino JC)	77	979/12.7
Dinnel, Ron	1963, 64, 65	F	Manhattan Beach, Calif. (El Camino JC)	74	536/7.2
Dixon, Gary	1960, 61	G	Anaheim, Calif. (Anaheim HS)	44	103/2.3
Domke, Larry	1973	C	Valparaiso, Ind.	20	25/1.3
Dorsey, Lafayette	1988, 89	G	Los Angeles, Calif. (Dorsey HS)	26	29/1.1
Dougan, Dave	1962, 63, 64	G/F	Concord, Calif. (Clayton Valley HS)	65	333/5.1
Drebing, Earl	1943	G	—	—	—
Drummond, Bob	1948	C	Los Angeles, Calif.	—	—
Dugan, Larry	1953, 54, 55	F/C	Los Angeles, Calif. (Manual Arts HS)	74	1,004/13.6
Dupré, Jonathan	2009, 10, 11	F	Houston, Texas (Collin County CC)	81	442/5.5
Eaton, Ramon	2012	F	Sacramento, Calif. (Sheldon HS)	28	73/2.6
Ebey, Steve	1966, 67, 68	F	South Pasadena, Calif. (Alhambra HS)	76	1,282/16.9
Edwards, Kameron	2016, 17	F	Rancho Cucamonga, Calif. (Etiwanda HS)	32	230/7.2
Egerer, Tom	1968, 69	F	Manhattan Beach, Calif. (Mira Costa HS)	42	575/13.7
Eldred, Wally	1946, 47	F/C	Los Angeles, Calif. (Washington HS)	—	—
Ellis, Ray	1976, 77, 78, 79	C	San Gabriel, Calif. (San Gabriel HS)	105	977/9.3
English, Terry	1967	G	Moses Lake, Wash.	0	0/0.0
Evans, Duff	1947	G/F	Beverly Hills, Calif. (Beverly Hills HS)	—	—
Fall, Samba	2005	F	Dakar, Senegal (Gen de la Fontaine)	0	0/0.0
Farren, Derek	1983, 84	G	Chicago, Ill. (DePauw Univ.)	12	8/0.7
Faulkner, Hugh	1949, 50, 51	C	Anaheim, Calif. (Santa Ana JC)	33	324/9.8
Faulkner, Ron	1952, 53, 54, 55	F/C	Anaheim, Calif. (Anaheim HS)	65	424/6.5
Fennelli, Jim	1956	G	Trenton, N.J. (Trenton JC)	7	42/6.0
Ferch, Shann	1989, 90	G	Bozeman, Mont. (Montana State)	61	641/10.5
Filipek, Scott	1984	G	Huntington Beach, Calif. (Marina HS)	1	2/2.0



CRAIG DAVIS




YAKHOUBA DIAWARA



RAY ELLIS

ALL-TIME ROSTER

Name	Years	Pos.	Hometown (Last School)	Gms	Pts/Avg
Fleming, Jim	1959, 60	C	Los Angeles, Calif. (Washington HS)	19	18/0.9
Flowers, Tim	1967, 68	G/F	Detroit, Mich. (Creston JC)	48	568/11.8
Fogo, Pete	1942, 43	F	—	—	1,106/—
Fois, Ricky	2008	G	Olbia, Italy (Liceo Linguistico Olbia)	0	0/0.0
Fomby, Robert	1998, 99, 00	G	Tulsa, Okla. (Carl Albert CC)	78	239/3.1
Forbes, Sterling	1958, 59, 60	C	Los Angeles, Calif. (Jordan HS)	74	1,349/18.2
Forehan-Kelly, Tashaan	2005, 06	G/F	Irvine, Calif. (California)	43	437/10.2
Fransen, John	1956, 57	F	Edgerton, Minn. (Edgerton HS)	27	142/5.3
Frates, Ed	1977	C	Camarillo, Calif. (Camarillo HS)	16	19/1.2
Frederick, Anthony	1985, 86	F	Gardena, Calif. (Santa Monica JC)	62	659/10.6
Fuller, Jerry	1959, 60	F	Seaside, Calif. (Monterrey HS)	23	28/1.2
Fuller, Tony	1979, 80	G	Detroit, Mich. (Vincennes JC)	60	982/16.4
Furlong, John	1949, 50, 51	C	Los Angeles, Calif. (Fremont HS)	—	—
Gaines, Eric	1977	G	Los Angeles, Calif. (Dorsey HS)	24	79/3.3
Galick, Willie	2006, 07	F	Nanaimo, B.C., Canada (Cedar School)	56	378/6.8
Gardner, Jelani	1997, 98, 99	G	West Covina, Calif. (California)	59	827/14.0
Gehring, Nate	2015, 16, 17	C	Waukee, Iowa (Waukee HS)	40	84/2.1
Georgeson, Mark	1990, 91, 92	C	Huntington Beach, Calif. (Arizona)	20	79/4.0
Gerrity, Michael	2006, 07	G	Yorba Linda, Calif. (Mater Dei)	21	297/14.1
Gibbon, Charles	1947, 48, 49, 50	G	Los Angeles, Calif. (Univ. of Pennsylvania)	—	—
Gibbs, Kelvin	1997, 98, 99, 00, 01	F	Bellflower, Calif. (Bellflower HS)	124	1,251/10.1
Givens, omm'A	1997, 98	C	Aberdeen, Wash. (UCLA)	19	160/8.4
Goehring, Kirk	1994, 95	F	Jackson, Tenn. (Louisiana State)	11	71/6.5
Golphenee, Jerry	1961			13	16/1.2
Gondrezick, Grant	1982, 83, 84, 86	G	Boulder, Colo. (Boulder HS)	102	924/9.1
Goorjian, Brian	1974, 75, 76	G	La Crescenta, Calif. (Crescenta Valley HS)	71	199/2.8
Graebe, Mark	1979, 80	F	Long Island, N.Y. (Farmingdale JC)	44	243/5.5
Graham, Hal	1953, 54, 55	G	Hollydale, Calif. (Compton HS)	74	578/7.8
Grant, Hal	1967, 68	C	New Orleans, La. (Murray State JC)	48	864/18.0
Gregory, Ed	1953, 54	F	Camarillo, Calif.	28	172/6.1
Griffin, Chase	2003, 04, 05, 06, 07	G	Sammamish, Wash. (Eastlake HS)	98	754/7.7
Griffin, Eric	1996, 97	F	San Jose, Calif. (Del Mar HS)	50	114/2.3
Griffin, Shane	2004, 05, 07	G	Phoenix, Ariz. (Thunderbird HS)	16	12/0.8
Grubb, Derick	2003, 04, 05, 06	C	Grapevine, Texas (Colleyville Heritage HS)	85	271/3.2
Guild, Steve	1989, 90, 91, 92, 93	F	Huntington Beach, Calif. (Marina HS)	109	735/6.7
Hairston, David	1989	C	Union City, Calif. (Chabot JC)	23	16/0.7
Hall, Michael	2001	G	San Bernardino, Calif. (Pacific HS)	18	33/1.8
Hall, Tillman	1939, 40			—	—
Hamey, Jim	1967, 68, 69	C	Manhattan Beach, Calif. (Aviation HS)	18	14/0.8
Hamilton, James	1947, 48, 49, 50	F	Gary, Ind. (Emerson HS)	—	—
Hamilton, Marcus	1977	F	Los Angeles, Calif. (Verbun Dei HS)	25	104/4.2
Hancock, Dave	1959, 60, 61	G	Huntington Park, Calif. (Huntington Park HS)	44	134/3.0
Harline, Lloyd	1949			—	—
Harold, Hector	2011, 12	F	Pasadena, Calif. (Northfield Mt. Hermon School)	43	103/2.4
Harrick, Jim	1984, 86, 87	G	Newbury Park, Calif. (Newbury Park HS)	46	81/1.8
Harris, Cleo	1960	G	Compton, Calif. (Centennial HS)	8	8/1.0
Harris, Reggie	1971, 72, 73	G	Pasadena, Calif. (Muir HS)	66	925/14.0
Hawkins, Bud	1974	G	Las Vegas, Nev. (Gorman HS)	7	8/1.1
Hazut, Dani	2003	G	Tel Aviv, Israel (Macabee Tel Aviv)	0	0/0.0
Hellums, Knox	2017	G	Tomball, Texas (Concordia Lutheran HS)	30	134/4.5
Hempy, Kevin	2017	F	Santa Barbara, Calif. (Westmont)	19	13/0.7
Hendrix, Al	1945, 46	F	(Lipscomb College)	—	—
Hendrix, Jeff	1971, 72, 74	F	Rosedale, Ind. (Rosedale HS)	49	472/9.6
Henry, Jarrad	2004, 05, 06, 07, 08	C	Kansas City, Kan. (Bishop Miege HS)	90	255/2.8
Herron, George	1951	C	Hermosa Beach, Calif. (Redondo Union HS)	25	33/1.3
Hervey, Khary	1994, 95, 96, 97	G	Carson, Calif. (Compton CC)	80	329/4.1
Hicks, Russell	2005, 06	C	Niagara Falls, Ont., Canada (Westlane HS)	46	200/4.3
Hill, Bryan	1994, 95, 96, 97, 98	F	Carson, Calif. (Banning HS)	101	1,193/11.8
Hill, Jim	1978, 80	F	Los Angeles, Calif. (Oxnard JC)	40	210/5.3
Hines, Steve	1978	G	Inglewood, Calif. (Los Angeles JC)	26	130/5.0
Hirsch, Cliff	1942, 43	F	—	—	—
Hodson, James	1948	C	McAlester, Okla.	—	—
Holcomb, Jamar	1994, 95	C	Northbrook, Ill. (Glenbrook North HS)	10	7/0.7
Holloway, Red	1941			—	—
Holm, Bob	1971, 72	F	Carson, Calif. (Carson HS)	30	83/2.8
Holm, Rod	1971	F	Carson, Calif. (Carson HS)	6	0/0.0
Holmes, Ryan	2008, 09	G	Phoenix, Ariz. (Phoenix CC)	51*	313/6.1*
Holmes, Tandy	1966, 67	F	Decatur, Ala. (Ellsworth JC)	49	799/16.3



JELANI GARDNER



CHASE GRIFFIN



BRYAN HILL

ALL-TIME ROSTER

Name	Years	Pos.	Hometown (Last School)	Gms	Pts/Avg
Hopkins, Doug	1978	G	Detroit, Mich. (Oxnard JC)	21	151/7.2
Hopkins, Gail	1964	G	Long Beach, Calif. (Jordan HS)	10	25/2.5
Hornbuckle, Mike	2007, 08, 09	G	Westlake Village, Calif. (Azusa Pacific)	64*	333/5.2*
Horner, Mike	1985			5	2/0.4
Horning, Cody	2003, 04, 05, 06	F	Longmont, Colo. (Longmont HS)	47	65/1.4
Howard, Dexter	1986, 87, 88, 89, 90	F	San Francisco, Calif. (McAteer HS)	120	1,546/12.9
Hubbard, Vern	1970	F	St. Louis, Mo. (Vashon HS)	15	71/4.7
Huff, Boggs	1945	F	(Lipscomb College)	—	—
Hughes, Rex	1960, 61	F	Redondo Beach, Calif. (Baylor)	46	296/6.4
Hultz, Robert	1959, 60, 61	F	Lomita, Calif. (Narbonne HS)	42	158/3.8
Hunt, Kwame	1996	F	Phoenix, Ariz. (Glendale CC)	0	0/0.0
Imbler, Earl	1941, 42, 43	G		—	—
Jackson, Lorne	2009, 10, 11, 12, 13	G	Simi Valley, Calif. (Simi Valley HS)	125	1,297/10.4
Jackson, Trent	1993	G	Los Angeles, Calif. (Santa Monica HS)	0	0/0.0
James, Clark	1994, 95	F	San Diego, Calif. (West Valley JC)	57	424/7.4
Jarbo, Keith	2004, 05, 06	F	Burbank, Calif. (Brown Univ.)	83	150/1.8
Jenson, Byron	1991, 92, 93	F	Tucson, Ariz. (Univ. of Texas-San Antonio)	62	496/8.0
Jespersion, David	2014, 15	F	Merrill, Wis. (Merrill HS)	49	75/1.5
Joest, Roger	1947, 48, 49, 50	F	Los Angeles, Calif. (Huntington Park HS)	—	—
John, A.J.	2015, 16	F	Santa Rosa, Calif. (Maria Carrillo HS)	55	90/1.6
Johnson, Andy	1983, 84	F	Northridge, Calif. (Cal State Northridge)	30	54/1.8
Johnson, Daniel	2008	C	Perth, Australia (AIS)	21	197/9.4
Johnson, Dennis	1976	G/F	Los Angeles, Calif. (Harbor JC)	27	425/15.7
Johnson, Dustin	2000, 01, 02, 03	F	Paradise Valley, Ariz. (Scottsdale Christian HS)	48	20/0.4
Johnson, Jake	2015, 16	F/C	Reno, Nev. (Casper CC)	22	12/0.5
Johnson, Jim	1967, 68	F/C	Tyler, Texas (Murray State JC)	34	71/2.1
Johnson, John	1974	G	Alhambra, Calif. (Alhambra HS)	0	0/0.0
Johnson, Marques	1996, 97	G	Flint, Mich. (Indian Hills CC)	54	686/12.7
Johnson, Rich	1961			20	59/3.0
Johnson, Tabari	1993	F	Phoenix, Ariz. (South Mountain HS)	4	10/2.5
Johnson, Terrance	2001, 02, 03, 04	G	Dallas, Texas (Duncanville HS)	90	1,277/14.2
Johnson, Tom	1972	F	Morganfield, Ky. (Union County HS)	3	7/2.3
Jones, Allan	1973, 74	F	Cincinnati, Ohio (Mariemont HS)	51	652/12.8
Jones, Artis	1984, 85	F	Oakland, Calif. (McClymonds HS)	41	65/1.6
Jones, Billy	1997	G	New Orleans, La. (Walker HS)	25	39/1.6
Jones, Bob	1940, 41			—	—
Jones, Dana	1991, 92, 93, 94	F	Los Angeles, Calif. (North Hollywood HS)	121	1,677/13.9
Jones, Dwight	1963, 64, 65	G/F	El Segundo, Calif. (El Segundo HS)	64	410/6.4
Jones, Wally	1962, 63, 64	G	San Marino, Calif. (San Marino HS)	51	53/1.0
Jorden, Robert	1979	G	New Orleans, La. (Booker T. Washington HS)	13	33/2.5
Kane, Chuck	1952, 53, 54	F	Riverside, Calif.	25	31/1.2
Karavas, Dan	1964, 65	G	Redondo Beach, Calif. (El Camino CC)	20	85/4.3
Karbach, Bob	1951, 52, 53	C	Gardena, Calif. (Gardena HS)	44	160/3.6
Kasser, John	1957, 58, 59	F	Inglewood, Calif. (Inglewood HS)	75	508/6.8
Keenan, Ryan	2015, 16, 17	C	Woodbury, Minn. (East Ridge HS)	34	34/1.0
Kemp, Bill	1974	G	Lone Pine, Calif. (Lone Pine HS)	0	0/0.0
Kerry, Tanner	2010, 11	F/C	Sydney, Australia (Cranbrook School)	40	56/1.4
Kimber, Zach	2010	G	Huntington Beach, Calif. (Huntington Beach HS)	1	0/0.0
Kimble, Will	2001, 02, 03	C	San Bernardino, Calif. (Pacific HS)	50	186/3.7
Kirchner, Donald	1956	F	Clearmont, Mo.	0	0/0.0
Knight, Michael	1977, 78	G	Los Angeles, Calif. (Oxnard JC)	52	672/12.9
Korfus, Jon	1984, 85, 86	G	Santa Barbara, Calif. (USC)	90	836/9.3
Kralovansky, Jerry	1973	G	Plymouth, Ind.	25	71/2.8
Kraly, Ted	1972	F	Terre Haute, Ind. (Wiley HS)	6	2/0.3
Kramer, Malte	2013, 14	F	Frieberg, Germany (Cuesta CC)	33	138/4.2
Kurnik, Barry	1996	G	La Verne, Calif. (West Los Angeles CC)	7	0/0.0
Lalazarian, David	1998, 99, 00, 01	F	Tustin, Calif. (Notre Dame)	97	795/8.2
LaMascus, John	1953	F	Oxnard, Calif.	2	2/1.0
Lane, Brendan	2013, 14	F	Rocklin, Calif. (UCLA)	30	391/13.0
Lanning, Joe	1946, 47	G	Los Angeles, Calif. (Inglewood HS)	—	—
Lapray, A.J.	2015, 16	G	Salem, Ore. (Oregon)	32	72/2.3
Larson, Vic	1947, 48, 49, 50	G	Los Angeles, Calif. (Washington HS)	—	—
Lawrence, Jamal	1993	G	Lynwood, Calif. (Lynwood HS)	6	32/5.3
Lawson, Greg	1973	G	Alhambra, Calif.	4	4/1.0
Lawyer, Ray	1944, 45, 46, 47	G	Los Angeles, Calif. (Harding College)	—	—
Lea, Marvin	2003, 04, 05, 06, 07	G	Riverside, Calif. (King HS)	92	651/7.1



DEXTER HOWARD




LORNE JACKSON



BRENDAN LANE

ALL-TIME ROSTER


Name	Years	Pos.	Hometown (Last School)	Gms	Pts/Avg
Lear, Geoff	1989, 90, 91, 92	F	West Covina, Calif. (Bishop Amat HS)	123	1,644/13.4
LeCesne, Craig	2017	F	Oxie, Sweden (St. James School)	26	91/3.5
Lee, Elijah	2017	G	Houston, Texas (HCYA Warriors)	31	136/4.4
LeFevre, Zay	1962, 63, 64	C	Big Spring, Texas (Big Spring HS)	31	49/1.6
Leite, Marcos	1974, 75, 76	C	Rio de Janeiro, Brazil (Sao Luiz)	60	1,119/18.7
LeMascus, John	1952	F	Oxnard, Calif.	—	—
LePere, Charles	1951, 52	G	Los Angeles, Calif. (Hamilton HS)	31	46/1.5
LeRoy, Dick	1961, 62, 63	C	Big Bear, Calif. (Big Bear HS)	63	147/2.3
Lewis, Bob	1947	F	Arlington, Va.	—	—
Lewis, Craig	1999, 00, 01, 02	G	Portland, Ore. (Benson Tech HS)	105	803/7.6
Lewis, Dave	1944	—	—	—	—
Lewis, Flash	1941, 42, 43	F	—	—	—
Lewis, Tom	1988, 89, 90	F	Garden Grove, Calif. (USC)	87	1,575/18.1
Liebhart, Don	1949, 51	G	Anaheim, Calif. (Fullerton JC)	—	—
Lindberg, Leonard	1940	—	—	—	—
Lindquist, Bill	1946, 47, 48	G	Los Angeles, Calif. (Kansas Univ.)	—	—
Lopez, Damin	1990, 91, 92, 93, 94	G	Glendale, Ariz. (Apollo HS)	117	1,091/9.3
Lowe, Gene	1964, 65, 66	G/F	Long Beach, Calif. (Poly HS)	44	361/8.2
Lowery, Joshua	2010, 11, 12	G	Phoenix, Ariz. (Desert Vista HS)	90	486/5.4
Lowther, Jerry	1946, 48	F	Los Angeles, Calif.	—	—
Lund, Andy	1974	G/F	Saratoga, Calif. (Westmont HS)	0	0/0.0
MacEachron, Gordon	1939, 40	—	—	—	—
Macias, Eric	1968, 69	F	Gardena, Calif. (Gardena HS)	5	1/0.2
Mack, Dorey	1969	F/C	Chicago, Ill. (St. Louis Univ.)	3	4/1.3
Maehlen, Jan	2011, 12, 13	C	Tucson, Ariz. (Ironwood Ridge HS)	42	47/1.1
Major, Jeremy	2014, 15, 16, 17	G	Pasadena, Calif. (Maranatha HS)	126	1,236/9.9
Malich, Eli	1948	G	Gary, Ind.	—	—
Mallis, Bob	1953, 54	F	Temple City, Calif.	32	200/6.3
Malone, Embry	1977	—	—	2	10/5.0
Malousis, Jim	1952, 53, 54, 55	G	Los Angeles, Calif. (Poly HS)	63	176/2.8
Manu, Rex	1990, 91	F	San Mateo, Calif. (Skyline JC)	50	176/3.5
Marcaccini, Monte	1995	G/F	Tarzana, Calif. (Notre Dame HS)	27	266/9.9
Mardesich, Joe	1955, 56	F	San Pedro, Calif. (Harbor JC)	1	0/0.0
Martin, Antonio	1987	C	Madrid, Spain	0	0/0.0
Martin, Bill	1947, 48	F	Los Angeles, Calif. (Washington HS)	—	—
Martin, Caleb	2017	G	Los Angeles, Calif. (Buckley School)	5	0/0.0
Martin, Don	2009, 11, 12	G	Gladstone, Mo. (Oak Park HS)	13	0/0.0
Matson, Ollie	1975, 76, 77, 78, 79	F	Los Angeles, Calif. (Daniel Murphy HS)	100	1,501/15.0
Matthews, Bob	1962	G	Muskogee, Okla. (Oklahoma State)	13	5/0.4
Mattox, Frank	1940	—	—	—	—
McCollum, Scott	1980, 81, 82, 84	F/C	Covina, Calif. (Covina HS)	111	930/8.4
McCord, Wesley	1939	—	—	—	—
McDowell, Marc	1997, 98, 99	F	Gilbert, Ariz. (Mesa CC)	86	692/8.0
McGowan, Glen	2001, 02, 03, 04, 05	F	Los Angeles, Calif. (Notre Dame Prep)	94	1,314/14.0
McKee, Bill	1951, 52	G	Los Angeles, Calif. (Manual Arts HS)	16	4/0.3
McKenney, Bob	1970, 71	C	Atlanta, Ga. (Marietta JC)	43	428/10.0
McKinney, Micah	2001, 02	G	Los Angeles, Calif. (Dominguez HS)	46	147/3.2
Meeker, Ray	1964, 65	F	Palos Verdes, Calif. (Palos Verdes HS)	42	177/4.2
Melton, Tony	1951, 52	C	Compton, Calif. (Compton HS)	24	164/6.8
Merrill, Josh	1995	F	San Diego, Calif. (University HS)	25	114/4.6
Metz, Bob	1940	—	—	—	—
Middlebrooks, Levy	1985, 86, 87, 88	F	San Francisco, Calif. (St. Ignatius HS)	121	1,548/12.8
Miggins, Jimmy	2002, 03	F	Canton, Miss. (Los Angeles City CC)	58	879/15.2
Mills, Austin	2013, 14	G	Beverly Hills, Calif. (Beverly Hills HS)	46	112/2.4
Milo, Ken	1950, 51, 52	G	Hayward, Calif. (Modesto JC)	—	—
Minahan, Al	1998, 99, 00	G	Seattle, Wash. (Inglemoor HS)	67	150/2.2
Mitsch, Bill	1948, 49, 50	F	Los Angeles, Calif. (Glendale JC)	—	—
Montgomery, Bob	1950, 51	G	Steubenville, Ohio (Wintersville HS)	—	—
Montgomery, Devin	2002, 03	G	Los Angeles, Calif. (Moorpark CC)	33	391/11.8
Moore, Corbin	2009, 10, 11, 12	C	Cypress, Calif. (Los Alamitos HS)	125	645/5.2
Moore, Donny	1987, 88	G	San Jose, Calif. (West Valley JC)	58	129/2.2
Morris, Bob	1951, 52, 53	F	Oakland, Calif. (Fremont HS)	79	918/11.6
Morris, Johnny	1969	G	Los Angeles, Calif.	0	0/0.0
Morton, W.P.	1939	—	—	—	—
Mounts, Mike	1985, 86	C	Davis, Calif. (American River JC)	49	90/1.8
Moze, Bill	1967, 68	G	Clarksville, Mo. (Moberly JC)	43	210/4.9
Murray Jr., Lamond	2014, 15, 16, 17	G/F	Los Angeles, Calif. (Bishop Montgomery HS)	118	1,492/12.6
Myers, Ed	1955, 56	F	Maywood, Calif. (Vista HS)	11	16/1.5



MARVIN-LEA





OLLIE MATSON



CORBIN MOORE

ALL-TIME ROSTER

Name	Years	Pos.	Hometown (Last School)	Gms	Pts/Avg
Nash, Michael	2006, 07	G	Plano, Texas (Texas A&M)	0	0/0.0
Nelson, Wayne	1955, 56	G	Maryville, Mo. (Horace Mann HS)	3	6/2.0
Netherton, Dave	1981, 82	C	Pueblo, Colo. (Colorado)	43	135/3.1
New, Dick	1953, 54, 55	G	Clearmont, Mo.	65	141/2.2
Newell, Greg	1977, 78	G	Palos Verdes, Calif. (Harbor JC)	31	39/1.3
Newton, Don	1971	G	Pomona, Calif. (Garey HS)	18	81/4.5
Nightingale, Fred	1955, 57			44	168/3.8
Noether, Derek	1990, 91, 92, 93, 94	C	Fresno, Calif. (Clovis West HS)	121	917/7.6
Nunn, Warren	1939, 40, 44			—	—
Oakes, Chris	2006, 07	F	Oakland, Calif. (Castlemont HS)	24	140/5.8
O'Brien, Bob	1945	F	Kansas City, Mo. (Westport HS)	—	—
O'Brien, Leroi	1992, 93, 94, 95	F	Los Angeles, Calif. (Westchester HS)	97	326/3.4
Ochenje, Manny	2012, 13	F	Abuja, Nigeria (Brehm Prep)	30	50/1.7
Olden, Shawn	2015, 16	G	Tulsa, Okla. (Union HS)	39	346/8.9
O'Leary, Jim	1953, 54, 55, 56	F	Los Angeles, Calif. (Manual Arts HS)	53	283/5.3
Olson, Matt	2010	F	Hunts Point, Wash. (Bellevue HS)	0	0/0.0
O'Neill, Dan	1976, 77	F	Imperial Beach, Calif. (Southwestern JC)	0	0/0.0
Pace, Joy	1944, 46, 47, 48	F	Montebello, Calif.	—	—
Parker, Bryan	1993, 94	G	Mukilteo, Wash. (Edmonds CC)	61	495/8.1
Patten, David	2003	F	Placentia, Calif. (El Dorado HS)	20	100/5.0
Peet, Harlan	1975	F	Torrance, Calif. (UC Irvine)	2	27/13.5
Pembroke, Roger	1962, 63	G	Fullerton, Calif. (Fullerton Union HS)	22	25/1.1
Peterson, Hiram	1969, 70, 71	F	San Francisco, Calif. (Mission HS)	76	627/8.3
Pfeiffer, James	1949			—	—
Phillips, Orlando	1982, 83	F/C	San Francisco, Calif. (CC of San Francisco)	58	1,035/17.8
Pier, Bob	1965	G	Inglewood, Calif. (El Camino JC)	20	38/1.9
Pinamonti, Dave	1965	G	Anaheim, Calif. (Savanna HS)	25	250/10.0
Pinegar, Jesse	2003, 04, 05	C	Salt Lake City, Utah (Brigham Young)	50	263/5.3
Polee, Dwayne	1984, 85, 86	G/F	Los Angeles, Calif. (UNLV)	89	1,274/14.3
Poole, Reid	1982, 83, 84	C	Crescenta Valley, Calif. (California)	24	23/1.0
Powell, R.J.	1995, 96, 97	G	Seaside, Calif. (Carmel HS)	38	214/5.6
Pranciliauskas, Tomas	2006, 07	G	Vilnius, Lithuania (Walsingham Academy)	44	288/6.5
Prenatt, David	1984	F	Indianapolis, Ind. (Santa Monica JC)	17	27/1.6
Price, Al	1947			—	—
Price, Elmore	1939, 40			—	—
Prince, Tommie	1997, 98, 99, 00	G	Compton, Calif. (Arizona State)	118	982/8.3
Raines, Jett	2013, 14, 15, 16	F	Coppell, Texas (Coppell HS)	117	1,037/8.9
Ramirez, Joey	1995	G	Santa Paula, Calif. (Ventura JC)	26	142/5.5
Ramsey, Chuck	1967	F	Manteca, Calif. (Odessa JC)	8	25/3.1
Ramsey, Danny	1977, 78, 79, 80	F	Los Angeles, Calif. (Dorsey HS)	103	830/8.1
Rawson, Kenny	1949, 50	G	Ventura, Calif. (Ventura JC)	—	—
Redix, Dominic	2012	G	Apple Valley, Calif. (Granite HS)	4	0/0.0
Reed, Jon	2008	G	Rancho Palos Verdes, Calif. (Peninsula HS)	31	131/4.2
Reeves, Bill	1952	F	La Jolla, Calif.	—	—
Reeves, Chuck	1956	F	Hemet, Calif. (Hemet HS)	6	6/1.0
Rettberg, John	1957, 58, 59	G	Los Angeles, Calif. (Washington HS)	74	724/9.8
Reyes, Chris	2017	F	La Verne, Calif. (Utah)	27	361/13.4
Reynolds, Russ	1951, 52	F	Modesto, Calif. (Modesto JC)	51	112/2.2
Rice, Kenneth	1954, 56	G	Excelsior Springs, Mo.	13	21/1.6
Richardson, Claude	1944			—	—
Rischer, Gus	1955	G	Santa Maria, Calif. (Beaumont HS)	19	114/6.0
Robeson, Jim	1971, 72	F	Era, Texas (Christian Coll. of the Southwest)	40	208/5.2
Rosa, Pat	1978	G	Wailuku, Hawaii (Kamehameha HS)	2	2/1.0
Roy, Randy	2000, 01	F	Yucca Valley, Calif. (College of the Desert)	15	4/0.3
Ruby, Lowery	1942, 43, 44	F		—	—
Ruby, Morris	1940, 41, 42			—	—
Ruebel, Marvin	1954	C	Lomita, Calif. (Harbor JC)	15	61/4.1
Russell, Atif	2013, 14, 15, 16	G/F	Katy, Texas (Seven Lakes HS)	92	367/4.0
Sadler, Bill	1981, 82, 83	F	New York, N.Y. (Santa Monica CC)	83	1,135/13.7
Sanders, Rodney	1991, 92	G	Los Angeles, Calif. (Fairfax HS)	23	35/1.5
Sands, Bob	1969, 70	G	Trenton, N.J. (Mercer CC)	51	913/17.9
Sandschulte, Jack	1951, 52	G	Los Angeles, Calif. (Manual Arts HS)	23	28/1.2
Satterfield, Bill	1965, 66, 67	G	Indianapolis, Ind. (Carbon JC)	30	135/4.5
Satterlee, Dick	1956, 57	G	Los Angeles, Calif. (Manual Arts HS)	30	61/2.0
Schmitz, Jerry	1951, 52	F	Anaheim, Calif. (Fullerton JC)	55	301/5.5
Schroeder, Mike	1973, 74, 75, 76, 77	C	Newbury Park, Calif. (Newbury Park HS)	38	152/4.0
Scott, Ted	1979, 80	G	Daly City, Calif. (Skyline JC)	55	302/5.5



ALL-TIME ROSTER

Name	Years	Pos.	Hometown (Last School)	Gms	Pts/Avg
Self, Luther	1945			—	—
Shackelford, Larry	1981, 82, 84			12	11/0.9
Shannon, Andy	2009, 10	C	Carmichael, Calif. (El Camino HS)	29	22/0.8
Shelley, Tyrone	2008	G	San Diego, Calif. (Crawford HS)	32	482/15.1
Shelton, Greg	1970	F	Compton, Calif.	9	9/1.0
Sheppard, Nick	1998, 99, 00	C	Lake Charles, La. (LSU)	66	491/7.4
Shumway, Mike	1977, 78	F	Brentwood, Calif. (Santa Monica JC)	17	49/2.9
Sims, Bobby	1958, 59, 60	G	Los Angeles, Calif. (Jordan HS)	75	1,020/13.6
Sims, Ray	1958	G	Hemet, Calif. (Hemet HS)	9	10/1.1
Sims, Steve	1969, 70, 71	G	Redondo Beach, Calif. (Redondo Beach HS)	77	1,176/15.3
Sinclair, Dick	1975	G	La Canada, Calif. (La Canada HS)	7	14/2.0
Skophammer, Dick	1973, 74, 75, 76	G/F	Saugus, Calif. (Hart HS)	102	1,412/13.8
Skophammer, Paul	1976, 77, 78, 79	F	Saugus, Calif. (Hart HS)	57	84/1.5
Skouen, Nikolas	2012, 13, 14	G	Bergen, Norway (Pratt CC)	88	497/5.6
Slade, Jack	1939			—	—
Smith, Charles "Buck"	1942, 43	C		—	—
Smith, Noel	1961, 62, 63	F	Manhattan Beach, Calif. (Mira Costa HS)	75	827/11.0
Smith, William	1964	G	Anaheim, Calif. (Anaheim HS)	23	139/6.0
Soares, Evaristo	1978, 79, 80, 81	C	Rio de Janeiro, Brazil (Lehi HS)	56	179/3.2
Sofro, Jeff	1989	G	Glendale, Calif. (Glendale HS)	0	0/0.0
Spencer, Jamani	2016	G	Porter Ranch, Calif. (Brewster Academy)	1	1/1.0
Sterbens, Mark	1992, 93	G	Las Vegas, Nev. (Bishop Gorman HS)	16	4/0.3
Stevens, Allen	2013, 14	G	Moorpark, Calif. (Oaks Christian HS)	6	4/0.7
Stevens, Carmel	1980, 81, 82, 83	G	Los Angeles, Calif. (Verbum Dei HS)	57	83/1.5
Stewart, Dale	1940, 41, 42			—	—
Styll, Marshall	1948, 49, 50	F	Los Angeles, Calif. (Huntington Park HS)	—	—
Suitt, Cedric	1998, 99, 00, 01, 02	C	Atlanta, Ga. (Mays HS)	106	203/1.9
Suker, Harry	1949			—	—
Sullivan, Virgil	1950, 51, 52	F	Modesto, Calif. (Modesto JC)	—	—
Sun, Jerry	1956	G	Salinas, Calif. (Salinas HS)	8	17/2.1
Sutherland, Bill	1946			—	—
Suttle, Dane	1980, 81, 82, 83	G	Los Angeles, Calif. (Fremont HS)	105	1,701/16.2
Suttle Jr., Dane	2009, 10, 11, 12	G/F	Los Angeles, Calif. (Summit College Prep)	91	530/5.8
Taylor, George	1956, 57, 58	G/F	San Diego, Calif. (San Diego JC)	76	798/10.5
Taylor, Mack	1957, 58	G	Los Angeles, Calif. (Los Angeles CC)	50	849/17.0
Taylor, Mervin	1947	F	Redlands, Calif. (Univ. of Redlands)	—	—
Taylor, Nolan	2017	F	Keller, Texas (Keller HS)	24	171/7.1
Terrell, LaFrance	1949			—	—
Thomas, Bill	1941, 42			—	—
Thomas, Malcolm	2008	C	San Diego, Calif. (Crawford HS)	32	401/12.5
Thompson, Chris	1974	G	Corona del Mar, Calif. (Golden West JC)	26	249/9.6
Thompson, Mychel	2008, 09, 10, 11	F	Portland, Ore. (Stoneridge Prep)	128	1,413/11.0
Thurman, Chris	1940			—	—
Tift, Tim	1960, 61, 62	F/C	Inglewood, Calif. (Hawthorne HS)	72	362/5.0
Tinsley, Lee	1961, 62, 63	G	Los Angeles, Calif. (Washington HS)	67	813/12.1
Tucker, Rico	2007, 08, 09	G	San Diego, Calif. (Minnesota)	54*	370/6.9*
Tucker, Tyler	2008	G	San Diego, Calif. (Crawford HS)	20	13/0.7
Turner, Robert	2001, 02, 03, 04, 05	F	Buena Park, Calif. (Western HS)	100	452/4.5
Tuson, Andy	1942, 43	C		—	—
Udenyi, Amadi	2014, 15, 16, 17	G	Oakland, Calif. (St. Thomas More Prep)	81	454/5.6
Vague, Jeremy	1999	C	San Marcos, Calif. (San Marcos HS)	4	2/0.5
Van Der Putten, Gavin	1993, 94, 95, 96	C	Perth, Australia (Trabuco Hills HS)	107	576/5.4
Van Dyke, Jeff	2014	G	Carlsbad, Calif. (La Costa Canyon HS)	18	15/0.8
Van Weelden, Tom	1975	G	Chicago, Ill.	8	9/1.1
VanderWeide, Sid	1956, 58	C	Bellflower, Calif. (Bellflower HS)	25	65/2.6
Vanmoerkerke, Bernie	1977	G/F	Ostend, Belgium (St. Amands)	3	2/0.7
Varner, Ross	1999	F	Holladay, Utah (Skyline HS)	32	88/2.8
Vojinovic, Vuk	2007, 08	G	Belgrade, Serbia (Montclair Prep)	4	5/1.3
Von Wald, Robert	1939			—	—
Wagner, Bob	1951	G	Riverside, Calif.	—	—
Walberg, Jason	2007, 08	G	Fresno, Calif. (Saint Mary's)	22	215/9.8
Walker, Howard	1950, 51	F	Los Angeles, Calif. (Manual Arts HS)	—	—
Walker, Ron	1968, 69, 70	G/F	Los Angeles, Calif. (Washington HS)	12	26/2.2
Wallace, Blake	2007	F	Yorba Linda, Calif. (Servite HS)	31	145/4.7
Wallace, Jack	1950, 51	G/F	Los Angeles, Calif. (Univ. of Idaho)	—	—
Wandell, Les	1944, 45, 46			—	—



ALL-TIME ROSTER

Name	Years	Pos.	Hometown (Last School)	Gms	Pts/Avg
Waner, Al	1953, 54, 55	G	Compton, Calif. (Compton HS)	72	403/5.6
Wardrop, Bill	1965	C	El Segundo, Calif. (El Segundo HS)	12	27/2.3
Warlick, Bob	1962, 63	G	Hickory, N.C. (Pueblo JC)	52	874/16.8
Warren, Cliff	1958, 59	G	Redondo Beach, Calif. (Redondo Beach HS)	16	8/0.5
Washington, John	1969	G/F	East Columbus, Ohio	0	0/0.0
Watson, George	1945			—	—
Weimar, Dan	1940			—	—
Weir, Wil	1996	F	Compton, Calif. (Compton CC)	11	102/9.3
Welch, Rick	1988, 89, 90, 91, 92	G	Westlake Village, Calif. (Westlake HS)	118	557/4.7
Welch, Sheldon	1953, 54, 57	F	Anaheim, Calif. (Anaheim HS)	67	189/2.8
Wells, Gordon	1943, 46	G		—	—
Welsh, Dave	1971	G	Van Nuys, Calif. (Grant HS)	9	5/0.6
Westphal, Mike	2001, 02, 03	G	Bellevue, Wash. (Edmonds CC)	59	323/5.5
Wey, Chris	1969, 70	G	Daytona Beach, Fla. (Chipola JC)	16	76/4.8
Whaley, Bill	1944			—	—
White, Eric	1984, 85, 86, 87	F	San Francisco, Calif. (Sacred Heart HS)	117	1,672/14.3
White, Jerry	1939			—	—
Whitehouse, Ron	1966, 67, 68	G	Santa Fe Springs, Calif. (Santa Fe HS)	66	703/10.7
Whitney, Don	1956, 57	G/F	Studio City, Calif.	42	98/2.3
Wilhelm, Bob	1951, 52, 53	G	Los Angeles, Calif. (Washington HS)	36	105/2.9
Wilhite, Paul	1976	G	Oakland, Calif. (Oakland HS)	3	6/2.0
Williams, Billy	1973, 74, 75	F	Cincinnati, Ohio (Withrow HS)	73	615/8.4
Williams, Flintie Ray	1976, 77	G	Los Angeles, Calif. (Dorsey HS)	52	741/14.3
Williams, Stanford	1972, 73	G	Pittsburg, Calif. (Diablo Valley JC)	49	281/5.7
Willis, Caleb	2010, 11, 12, 13	G	Stockbridge, Ga. (Stockbridge HS)	91	338/3.7
Wilson, George	1972	F	Morganfield, Ky. (Union County HS)	21	81/3.9
Wilson, Lamar "Marty"	1985, 86, 87, 88, 89	G	Pacoima, Calif. (Simi Valley HS)	101	372/3.7
Wilson, Mark	1981, 82, 83, 84	G	Compton, Calif. (Gahr HS)	107	731/6.8
Windle, Ernie	1958, 59	F	North Hollywood, Calif. (North Hollywood HS)	24	44/1.8
Witeck, Joe	1944			—	—
Woods, Eric	1985	G	Oakland, Calif.	0	0/0.0
Wright, Jim	1966	G	San Bernardino, Calif.	0	0/0.0
Yee-Stephens, Kaijae	2017	G	Santa Cruz, Calif. (Santa Cruz HS)	4	5/1.3
Yi, John	2015, 16	G	Yorba Linda, Calif. (El Dorado HS)	6	0/0.0
Young, Steve	1967	G	Ridgeway, N.J.	0	0/0.0
Youree, Charles	1949			—	—
Zappa, Ermine	1953, 54, 55, 56	F/C	Los Angeles, Calif. (Washington HS)	77	671/8.7
Zisko, Dick	1947			—	—
Zisko, Gene	1947			—	—

Note: players are listed for all seasons they appeared on a roster, regardless of whether they redshirted or did not appear in any games. * = statistics for some or all of these players' seasons were later vacated by the NCAA.



ERIC WHITE



MARTY WILSON

ALL-TIME NUMERICAL ROSTER

0/00
 Doug Hopkins 1978
 Boot Bond 1979
 Jeremy Vague 1999
 Lorne Jackson 2013
 Amadi Udenyi 2014, 15, 16, 17

1
 Derrick Anderson 2000, 01
 Devin Montgomery 2002, 03
 Shaun Davis 2004
 Tashaan Forehan-Kelly..... 2005, 06
 Vuk Vojinovic 2008
 Dane Suttle Jr. 2009, 10, 11
 Jordan Baker 2012, 13
 Marley Biyendolo 2014, 15
 Elijah Lee 2017

2
 Al Crabbe 1978
 Glen McGowan 2004, 05
 Michael Gerrity 2006
 Blake Wallace 2007
 Joshua Lowery 2010
 Dominic Redix 2012
 Allen Stevens 2013, 14
 John Yi 2015, 16
 Eric Cooper Jr. 2017

3
 Jim Harrick 1987
 Rick Welch 1988
 Geoff Lear 1989, 90
 Trent Jackson 1993
 Josh Merrill 1995
 Wil Weir 1996
 Aaron Butler 1997, 98
 Brandon Armstrong..... 2000, 01
 Alex Acker 2003, 04, 05
 Gregg Barlow 2006, 07
 Tyrone Shelley 2008
 Keion Bell 2009, 10
 Jeremy Major 2014, 15, 16, 17

4
 Mark Wilson 1981, 82, 83, 84
 Marty Wilson 1986, 87, 88, 89
 Bryan Hill 1994, 95
 Eric Griffin 1996, 97
 Jesse Pinegar 2004, 05
 Tomas Pranciliauskas 2006, 07
 Malcolm Thomas 2008
 Tanner Kerry 2010, 11

5
 Michael Knight 1978
 Robert Jordan 1979
 Grant Gondrezick 1983, 84, 86
 Craig Davis 1990
 Clark James 1994, 95
 R.J. Powell 1997
 David Lalazarian 1998, 99
 Randy Roy 2000, 01
 Marvin Lea 2003, 04, 05, 06, 07
 Jon Reed 2008
 Keion Bell 2011
 Stacy Davis 2013, 14, 15, 16

10
 Johnny Morris 1969
 Herb Andrews 1970, 71
 Bird Averitt 1972, 73
 Steve Guild 1989, 90, 91, 92, 93
 Kingsley Costain 2005, 06, 07
 Richard Branning 2009, 10
 Joshua Lowery 2011, 12
 Jeff Van Dyke 2014
 Jamani Spencer 2016
 Kenneth Arrick Jr. 2017

11
 Pat Rosa 1978
 Al Crabbe 1979
 Scott Filipek 1984
 Jon Korfas 1985, 86
 Shann Ferch 1989
 Bryan Parker 1993, 94
 R.J. Powell 1995, 96
 Craig Lewis 1999, 00, 01, 02
 Dani Hazut 2003
 Keith Jarbo 2004, 05, 06
 Vuk Vojinovic 2007
 Tyler Tucker 2008
 Zach Kimber 2010
 Richard Branning 2011, 12
 Atif Russell 2013, 14, 15, 16

12
 Steve Sims 1969, 70, 71
 Jeff Densmore 1973
 John Johnson 1974
 Steve Biehn 1975, 76
 Dan O'Neill 1977
 Mike Shumway 1978
 Cesar Cavalcante 1979
 Andy Johnson 1983, 84
 Damin Lopez .. 1990, 91, 92, 93, 94
 Khary Hervey 1996, 97
 Tezale Archie 2000
 Micah McKinney 2001, 02
 Jason Walberg 2007, 08
 David Jespersion 2014, 15
 Nate Gehring 2016, 17

13
 Mark Graebe 1979
 Steve Clover 1991, 92, 93, 94
 Joey Ramirez 1995
 Barry Kurnik 1996
 Jelani Gardner 1997, 98, 99
 Derick Grubb 2003, 04, 05, 06
 Rico Tucker 2007
 Austin Mills 2013, 14
 Kameron Edwards 2016

14
 Ernie Carr 1969, 70
 Reggie Harris 1971
 Dick Skophammer 1973, 74, 75
 Paul Skophammer 1976
 Marcus Hamilton 1977
 Mark Graebe 1980
 Dane Suttle 1981, 82, 83
 Rodney Sanders 1991, 92
 Willie Galick 2006, 07
 Rico Tucker 2008, 09
 Dane Suttle Jr. 2012
 Chris Reyes 2017

15
 Freeman Beal 1970
 David Welsh 1971
 Reggie Harris 1972, 73
 Mike Allen 1974, 75
 Michael Knight 1977
 Carmel Stevens ... 1980, 81, 82, 83
 Donny Moore 1987, 88
 Rick Welch 1989, 90, 91, 92
 Jamal Lawrence 1993
 Billy Jones 1997
 Elan Buller 2000, 01
 Shawn Cox 2007
 Mychel Thompson .. 2008, 09, 10, 11
 Malcolm Brooks 2014
 Caleb Martin 2017

20
 Steve Antrim 1969
 Greg Shelton 1970
 Budweiser Hawkins 1974
 LaVal Caraway 1975
 Paul Wilhite 1976
 Steve Hines 1978
 Ted Scott 1979, 80
 Robert Fomby 1998, 99, 00
 Terrance Johnson . 2001, 02, 03, 04
 Lorne Jackson 2009, 10, 11, 12
 A.J. Lapray 2015, 16
 Kameron Edwards 2017

21
 Dana Jones 1991, 92, 93, 94
 Nick Sheppard 1998, 99
 Greg Berry 2000
 Robert Turner . 2001, 02, 03, 04, 05
 Daniel Johnson 2008
 Matt Olson 2010
 Hector Harold 2011, 12
 Brendan Lane 2013, 14
 Shawn Olden 2015
 Knox Hellums 2017

22
 John Washington 1969
 Tom Campbell 1970
 Don Braunecker 1972, 73
 Chris Thompson 1974
 Eric Gaines 1977
 Ricardo Brown 1979, 80
 Eric Woods 1985
 Craig Davis 1986, 87, 88, 89
 Shann Ferch 1990
 Mark Sterbens 1992, 93
 Khary Hervey 1994, 95
 Tezale Archie 1996, 97, 98, 99
 Glen McGowan 2001, 02, 03
 Samba Fall 2005
 Jonathan Dupre' 2009, 10, 11
 Nate Gehring 2015
 Shawn Olden 2016

23
 Greg Newell 1978
 Tony Fuller 1979, 80
 Ed Allen 1987
 Tommie Prince 1997, 98, 99, 00
 Michael Hall 2001
 Gary Colbert 2002
 Chase Griffin 2004, 05, 06, 07
 Gus Clardy 2008
 Caleb Willis 2010, 11, 12, 13
 Jonathan Allen 2014, 15, 16, 17

24
 Brian Berger 1969, 70
 Don Newton 1971
 Stanford Williams 1972, 74
 Dick Sinclair 1975
 Dennis Johnson 1976
 Bernard VanMoerkerke 1977
 Steve Aust 1978
 Jim Harrick 1984, 86
 Marty Wilson 1985
 Cody Horning 2003, 04, 05, 06
 Mike Hornbuckle 2007, 08, 09
 Ramon Eaton 2012
 Hakeem Anchrum 2016
 Craig LeCesne 2017

25
 Boot Bond 1980, 81, 82
 Jon Korfas 1984
 Michael Cumberland 1987, 88
 Doug Christie 1990
 Tarik Bragg 1996
 Al Minahan 1998, 99, 00
 Mike Westphal 2001, 02, 03
 Gus Clardy 2009, 10, 11
 A.J. John 2015, 16

30
 Jacob Davis 1969, 70, 71
 Jerry Kralovansky 1973
 Angelo Branch 1974
 Tom Van Weelden 1975
 Flintie Ray Williams 1976, 77
 Brandon Armstrong 1999
 Lamond Murray Jr... 2014, 15, 16, 17

ALL-TIME NUMERICAL ROSTER

31

Mark Georgeson..... 1990, 91, 92
 Monte Marcaccini 1995
 Marques Johnson..... 1996, 97
 Ryan Holmes..... 2008, 09
 Nikolas Skouen..... 2012, 13, 14
 Nolan Taylor..... 2017

32

Ron Walker..... 1969, 70
 Rod Holm..... 1971
 Ted Kraly..... 1972
 Brian Goorjian..... 1974, 75, 76
 Mike Shumway 1977
 Jim Hill 1978, 80
 Ronnie Bryant..... 1979
 Braxton Clark..... 1981
 Dwayne Polee 1984, 85, 86
 Tom Lewis..... 1988, 89, 90
 LeRoi O'Brien 1992, 93, 94, 95
 Kelvin Gibbs ... 1997, 98, 99, 00, 01
 Jimmy Miggins..... 2002, 03
 Shane Griffin..... 2004, 05
 Michael Nash..... 2006, 07
 Ricky Fois..... 2008
 Taylor Darby 2009
 Kaijae Yee-Stephens 2017

33

Dave Netherton 1981, 82
 Joe Asberry..... 1984, 85
 Casey Crawford..... 1987, 88, 89
 Byron Jenson..... 1991
 Jamar Holcomb 1994, 95
 Bryan Hill 1996, 97, 98
 Ross Varner 1999
 Russell Hicks 2005, 06
 Shane Griffin..... 2007
 Don Martin..... 2011, 12

34

Bobby Sands 1969, 70
 Bob Holm..... 1971, 72
 Jeff Hendrix 1974
 Harlan Peet..... 1975
 Paul Skophammer 1976
 Greg Newell..... 1977
 Dane Suttle..... 1980
 Orlando Phillips 1982, 83
 Eric White 1984, 85, 86, 87
 Dennis Burbank..... 1988
 Jeff Sofro 1989
 Geoff Lear..... 1991, 92
 Tabari Johnson 1993
 Gerald Brown.. 1994, 95, 96, 97, 98
 Boomer Brazzle.... 2000, 02, 01, 03
 Yakhouba Diawara 2004, 05
 Tyler Carr..... 2007, 08
 Manny Ochenje 2012, 13
 Jake Johnson 2015, 16
 Kevin Hempy 2017

35

Paul Skophammer 1978, 79
 Doug Christie..... 1991, 92
 Marc McDowell..... 1997, 98, 99

40

Chris Wey 1969, 70
 Greg Lawson 1973
 Richie Allen..... 1974
 Ollie Matson.... 1975, 76, 77, 78, 79
 Derek Farren 1983
 Artis Jones..... 1984, 85

41

Byron Jenson..... 1992, 93
 Taylor Darby 2010, 11, 12

42

Tom Egerer 1969
 Robert McKenney..... 1970, 71
 Billy Williams..... 1973, 74
 Art Allen 1975, 76, 77
 David Bethel 1979
 Scott McCollum 1980, 81, 82, 84
 Mike Mounts 1985, 86
 Lafayette Dorsey 1988, 89
 Dustin Johnson.... 2000, 01, 02, 03
 Rogdrick Craig..... 2005

43

Derek Farren 1984
 David Patten..... 2003

44

Hiram Peterson..... 1969, 70, 71
 Tom Johnson 1972
 Allan Jones 1973, 74
 Billy Williams..... 1975
 Ray Ellis..... 1976, 77, 78, 79
 Brett Barnett 1980, 81
 Grant Gondrezick 1982
 David Prenatt..... 1984
 Anthony Frederick 1985, 86
 Rex Manu 1990, 91
 Kirk Goehring..... 1994, 95
 Kwame Hunt..... 1996
 Corbin Moore..... 2009, 10, 11, 12
 Malte Kramer 2013, 14
 Ryan Keenan..... 2015, 16, 17

45

Bill Sadler 1981
 Paul Conaway 1984, 85
 Dexter Howard... 1986, 87, 88, 89, 90
 Andy Shannon..... 2009, 10
 Jett Raines..... 2013, 14, 15, 16

50

Jim Hamey..... 1969
 Vern Hubbard 1970
 Jim Robeson..... 1971, 72
 Larry Domke 1973
 Marcos Leite 1975, 76
 Ed Frates..... 1977
 Evaristo Soares 1978, 79, 80, 81
 Levy Middlebrooks.. 1985, 86, 87, 88
 Gavin Van Der Putten...1993, 94, 95, 96
 omm'A Givens 1997, 98
 David Lalazarian..... 2000, 01
 Jarrad Henry... 2004, 05, 06, 07, 08
 Denis Agre..... 2009, 10, 11
 Moriba De Freitas..... 2012, 13

52

Dorey Mack 1969
 Reggie Bell 1970
 Jeff Hendrix 1971, 72
 Bill Kemp 1974
 Howie Dallmar 1975, 76
 Danny Ramsey.... 1977, 78, 79, 80
 Victor Anger 1981, 82, 83, 84
 Derek Noether .. 1990, 91, 92, 93, 94
 Nick Sheppard..... 2000
 Will Kimble..... 2001, 02, 03
 Chris Oakes..... 2006, 07

54

Eric Macias 1969
 Bertelle Berry..... 1970
 George Wilson..... 1972
 Andy Lund 1974
 Dan O'Neill 1976
 Paul Skophammer 1977
 Bill Sadler 1982, 83
 Damon Braly..... 1988, 89, 90, 91


55

Mike Schroeder .. 1973, 74, 75, 76, 77
 Reid Poole 1982, 83, 84
 Dave Brittain..... 1985, 86
 Antonio Martin 1987
 David Hairston..... 1989
 Cedric Suitt..... 1998, 99, 00, 01, 02
 Jan Maehlen..... 2011, 12, 13

(Note: numerical rosters are complete beginning with the 1968-69 season.)

ALL-TIME ASSISTANT COACHES

Name	Seasons
Aggers, Steve	1991, 92, 93, 94
Amaral, Mark	2012, 13, 14, 15, 16, 17
Ammann, Ken	1997, 98, 99
Archibald, Damon	2000
Arnold, Gib	2000, 01, 02, 03
Asbury, Tom	1980, 81, 82, 83, 84, 85, 86, 87, 88
Bennett, Randy	1997, 98, 99
Bloom, Bill	1974, 75
Bridgeland, Eric	2007, 08
Campbell, David	1989, 90, 91, 92, 93, 94
Campbell, Mark	2008
Cook, Darwin	1997, 98, 99
Davis, Dan	1984, 85
Dean, Gary	1982, 83
Deuel, Rick	1968
Dinnel, Harry	1965, 66, 67
Farnham, Sean	2001
Fortner, Ron	1975, 78, 79
Fuller, Tony	1984, 85, 86, 87, 88
Glass, Walter	1962, 64
Hart, Jason	2013
Hawking, Bob	1989, 90
Hicks, Julius	2008
Impelman, Craig	1980, 81
Impelman, John	2012, 14, 15, 16, 17
Jones, Jerry	1969, 70, 71, 72
Jones, Wyking	2002, 03, 04, 05, 06
Kimble, Will	2009, 10, 11
Landreaux, Paul	1978
Larson, Jim	1980
LeBeau, Loren	2007
Lopez, Damin	2009, 10, 11, 12
Mandeville, Bob	1995
Miller, Ryan	2007
Moore, Bryant	2012, 13, 14, 15, 16, 17
Mozee, Bill	1969
Nielsen, Jim	2002, 03, 04, 05, 06
Overton, Fred	1970
Peterson, Hiram	1973
Porter, Leroy	1976, 77
Provost, Paul	1986, 87, 88
Smith, Sonny	1971
Strong, Carl	1995, 96
Taylor, Benjy	2001
Thate, Bob	1978, 79
Tift, Tim	1963
Walker, Chris	2000
Wheeler, Jon	1996
Whitlock, Patrick	2004, 05, 06
Williams, Bob	1989, 90
Wilson, Marty	1991, 92, 93, 94, 95, 96, 09, 10, 11
Yocum, Dan	1973, 74, 75, 76, 77




(List includes all full-time and part-time assistant coaches since the early 1960s.)

WAVES IN PRO BASKETBALL

Pepperdine has sent dozens of players on to professional basketball, including the NBA, ABA, overseas and various U.S. minor leagues. A total of 17 Pepperdine products have seen action in the NBA. The Waves had a remarkable streak of 34 consecutive seasons with at least one alum on an NBA roster, which began in 1976-77 after the ABA/NBA merger and ended with the 2010-11 season. Mychel Thompson (2011-12 Cleveland Cavaliers) is the most recent Wave to play in the NBA. The full list includes such notables as Dennis Johnson (a 2010 Naismith Hall of Fame inductee, the 1979 NBA Finals MVP and a three-time NBA champion) and Doug Christie (a 15-year NBA veteran who was a mainstay on the All-Defensive Team).

WAVES IN THE NBA DRAFT

YEAR	PLAYER	TEAM	ROUND	OVERALL
1948	Joy Pace	Philadelphia Warriors	—	—
1951	John Furlong	Boston Celtics	3rd	26th
	Hugh Faulkner	Philadelphia Warriors	9th	81st
1960	Bobby Sims	St. Louis Hawks	7th	54th
	Sterling Forbes	Los Angeles Lakers	11th	76th
1963	Harry Dinnel	San Francisco Warriors	8th	65th
1968	Hal Grant	San Diego Rockets	18th	204th
1970	Bobby Sands	Los Angeles Lakers	9th	149th
1971	Steve Sims	Houston Rockets	17th	231st
1973	William Averitt	Portland Trail Blazers	4th	55th
1975	Allan Jones	Buffalo Braves	8th	142nd
1976	Dennis Johnson	Seattle SuperSonics	2nd	29th
	Marcos Leite	Portland Trail Blazers	10th	162nd
1977	Art Allen	Los Angeles Lakers	8th	170th
1979	Ricardo Brown	Houston Rockets	3rd	59th
	Ray Ellis	Portland Trail Blazers	6th	120th
1980	Ollie Matson	Phoenix Suns	7th	147th
	Tony Fuller	Detroit Pistons	5th	93rd
1982	Boot Bond	Denver Nuggets	3rd	62nd
1983	Orlando Phillips	Los Angeles Lakers	3rd	69th
	Dane Suttle	Kansas City Kings	7th	152nd
1984	Bill Sadler	Dallas Mavericks	8th	171st
	Scott McCollum	Golden State Warriors	5th	110th
1986	Victor Anger	Portland Trail Blazers	7th	157th
	Dwayne Polee	Los Angeles Clippers	3rd	54th
1987	Grant Gondrezick	Phoenix Suns	4th	77th
	Anthony Frederick	Denver Nuggets	6th	133rd
1987	Eric White	Detroit Pistons	3rd	65th
1992	Doug Christie	Seattle SuperSonics	1st	17th
2001	Brandon Armstrong	Houston Rockets	1st	23rd
2005	Alex Acker	Detroit Pistons	2nd	60th



William "Bird" Averitt enjoyed the two greatest seasons in Pepperdine history, as he averaged 28.9 points as a sophomore and then led the NCAA in scoring with 33.9 points per game as a junior. He scored in double-figures in all of his 49 games in a Pepperdine uniform and holds dozens of school scoring records. He left school early to turn professional, and though he was selected by the Portland Trail Blazers in the 1973 NBA Draft, he instead signed with the San Antonio Spurs of the ABA. He moved on to the Kentucky Colonels, where he won the ABA championship in 1974-75 playing alongside the likes of Artis Gilmore and Dan Issel. Averitt averaged double-figures in points in each of his three ABA seasons, including a career-best 17.9 with the Colonels in 1975-76. When Kentucky was disbanded as part of the ABA-NBA merger, he played two seasons in the NBA with the Buffalo Braves and the New Jersey Nets.


WAVES IN THE ABA

Bird Averitt	San Antonio Spurs 1974; Kentucky Colonels 1975, 76
Harry Dinnel	Anaheim Amigos 1968
Bobby Sims	Anaheim Amigos 1968
Bob Warlick	Los Angeles Stars 1970

WAVES IN PRO BASKETBALL



Doug Christie had a brilliant three years at Pepperdine, being named to numerous All-American honorable mention squads as a junior and senior and being picked as the WCC Player of the Year twice. The Waves went to the NCAA Tournament twice with Christie leading the way. After being selected in the first round of the 1992 NBA Draft, he enjoyed a 15-year career in the NBA, longer than any other Wave, with seven different teams. One of the top stoppers of his era, Christie made the NBA's All-Defensive Team four times. He saw his most success with the Sacramento Kings, helping the team to two Pacific Division titles and to the 2002 Western Conference Finals. He made 1,555 steals in his career, ranking in the NBA's all-time top 30 at the time of his retirement, and is listed among the franchise leaders in steals for both Toronto and Sacramento. Christie tied an NBA record when he made eight steals in one half against Philadelphia in 1997.



Dennis Johnson played at Pepperdine during the 1975-76 season, helping the Waves win the West Coast Conference championship and advance to the second round of the NCAA Tournament. Regarded as one of the NBA's all-time best defensive players, Johnson starred for 14 seasons with the Boston Celtics, Phoenix Suns and Seattle SuperSonics. Johnson was part of three NBA championship teams, capturing the Most Valuable Player award for the 1979 NBA Finals with the SuperSonics and then winning two more with the Celtics. "DJ" made five All-Star teams, one All-NBA first team and one All-NBA second team. He was selected to nine consecutive All-Defensive first or second teams between 1979-87. At his retirement, he was only the 11th NBA player to amass more than 15,000 points and 5,000 assists. Sadly, he passed away before he could enjoy his greatest achievement as he was inducted into the Naismith Hall of Fame in 2010.

WAVES IN THE NBA

ALEX ACKER

Guard • 6-5 • Compton, Calif. • Eisenhower High School

Year	Pepperdine	GP	PTS (Avg)	RBS (Avg)	AST (Avg)	MIN (Avg)
2002-03	Freshman	28	364 (13.0)	139 (5.0)	91 (3.3)	931 (33.2)
2003-04	Sophomore	29	393 (13.6)	155 (5.3)	111 (3.8)	940 (32.4)
2004-05	Junior	31	516 (16.6)	201 (6.5)	114 (3.7)	1152 (37.2)
Career	3 Seasons	88	1273 (14.5)	495 (5.6)	316 (3.6)	3023 (34.4)
Year	NBA	GP	PTS (Avg)	RBS (Avg)	AST (Avg)	MIN (Avg)
2005-06	Detroit Pistons	5	9 (1.8)	5 (1.0)	4 (0.8)	35 (7.0)
2008-09	Detroit Pistons	7	9 (1.3)	2 (0.3)	1 (0.1)	20 (2.9)
2008-09	Los Angeles Clippers	18	63 (3.5)	22 (1.2)	11 (0.6)	179 (9.9)
Career	2 Seasons	30	81 (2.7)	29 (1.0)	16 (0.5)	234 (7.8)

BRANDON ARMSTRONG

Guard • 6-4 • Vallejo, Calif. • Vallejo High School

Year	Pepperdine	GP	PTS (Avg)	RBS (Avg)	AST (Avg)	MIN (Avg)
1999-00	Sophomore	34	491 (14.4)	108 (3.2)	50 (1.5)	947 (27.9)
2000-01	Junior	31	684 (22.1)	101 (3.3)	46 (1.5)	1027 (33.1)
Career	2 Seasons	65	1175 (18.1)	209 (3.2)	96 (1.5)	1974 (30.4)
Year	NBA	GP	PTS (Avg)	RBS (Avg)	AST (Avg)	MIN (Avg)
2001-02	New Jersey Nets	35	64 (1.8)	16 (0.5)	8 (0.2)	196 (5.6)
2002-03	New Jersey Nets	17	24 (1.4)	4 (0.2)	2 (0.1)	69 (4.1)
2003-04	New Jersey Nets	56	151 (2.7)	43 (0.8)	14 (0.3)	434 (7.8)
Career	3 Seasons	108	239 (2.2)	63 (0.6)	24 (0.2)	699 (6.5)

WILLIAM "BIRD" AVERITT

Guard • 6-1 • Hopkinsville, Ky. • Hopkinsville High School

Year	Pepperdine	GP	PTS (Avg)	RBS (Avg)	AST (Avg)	MIN (Avg)
1971-72	Sophomore	24	693 (28.9)	147 (6.1)	64 (2.7)	—
1972-73	Junior	25	848 (33.9)	92 (3.7)	116 (4.6)	—
Career	2 Seasons	49	1541 (31.4)	239 (4.9)	180 (3.7)	—
Year	NBA	GP	PTS (Avg)	RBS (Avg)	AST (Avg)	MIN (Avg)
1976-77	Buffalo Braves	75	589 (7.9)	78 (1.0)	134 (1.8)	1136 (15.1)
1977-78	New Jersey Nets	21	174 (8.3)	33 (1.6)	68 (3.2)	409 (19.5)
1977-78	Buffalo Braves	34	322 (9.5)	50 (1.5)	128 (3.8)	676 (19.9)
Career	2 Seasons	130	1085 (8.3)	161 (1.2)	330 (2.5)	2221 (17.1)

GERALD BROWN

Guard • 6-3 • Phoenix, Ariz. • Carl Hayden High School

Year	Pepperdine	GP	PTS (Avg)	RBS (Avg)	AST (Avg)	MIN (Avg)
1993-94	Freshman	30	101 (3.4)	46 (1.5)	46 (1.5)	406 (13.5)
1994-95	Sophomore	27	446 (16.5)	121 (4.5)	74 (2.7)	899 (33.3)
1995-96	Junior	26	463 (17.8)	153 (5.9)	68 (2.6)	909 (35.0)
1996-97	Senior	27	457 (16.9)	146 (5.4)	77 (2.9)	952 (35.3)
Career	4 Seasons	110	1467 (13.3)	466 (4.2)	265 (2.4)	3166 (28.8)
Year	NBA	GP	PTS (Avg)	RBS (Avg)	AST (Avg)	MIN (Avg)
1998-99	Phoenix Suns	33	80 (2.4)	22 (0.7)	31 (0.9)	236 (7.2)
Career	1 Season	33	80 (2.4)	22 (0.7)	31 (0.9)	236 (7.2)



ALEX ACKER



BRANDON ARMSTRONG

WAVES IN THE NBA

DOUG CHRISTIE

Guard/Forward • 6-6 • Seattle, Wash. • Rainier Beach High School

Year	Pepperdine	GP	PTS (Avg)	RBS (Avg)	AST (Avg)	MIN (Avg)
1989-90	Sophomore	28	250 (8.9)	115 (4.1)	112 (4.0)	687 (24.5)
1990-91	Junior	28	536 (19.1)	145 (5.2)	134 (4.8)	913 (32.6)
1991-92	Senior	31	606 (19.5)	183 (5.9)	149 (4.8)	1058 (34.1)
Career	3 Seasons	87	1392 (16.0)	443 (5.1)	395 (4.5)	2658 (30.6)
Year	NBA	GP	PTS (Avg)	RBS (Avg)	AST (Avg)	MIN (Avg)
1992-93	Los Angeles Lakers	23	142 (6.2)	51 (2.2)	53 (2.3)	332 (14.4)
1993-94	Los Angeles Lakers	65	672 (10.3)	235 (3.6)	136 (2.1)	1515 (23.3)
1994-95	New York Knicks	12	15 (1.3)	13 (1.1)	8 (0.7)	79 (6.6)
1995-96	New York Knicks	23	93 (4.0)	34 (1.5)	25 (1.1)	218 (9.5)
1995-96	Toronto Raptors	32	322 (10.1)	120 (3.8)	92 (2.9)	818 (25.6)
1996-97	Toronto Raptors	81	1176 (14.5)	432 (5.3)	315 (3.9)	3127 (38.6)
1997-98	Toronto Raptors	78	1287 (16.5)	404 (5.2)	282 (3.6)	2939 (37.7)
1998-99	Toronto Raptors	50	760 (15.2)	207 (4.1)	187 (3.7)	1768 (35.4)
1999-00	Toronto Raptors	73	903 (12.4)	285 (3.9)	321 (4.4)	2264 (31.0)
2000-01	Sacramento Kings	81	996 (12.3)	355 (4.4)	289 (3.6)	2939 (36.3)
2001-02	Sacramento Kings	81	972 (12.0)	374 (4.6)	340 (4.2)	2798 (34.5)
2002-03	Sacramento Kings	80	748 (9.4)	342 (4.3)	376 (4.7)	2710 (33.9)
2003-04	Sacramento Kings	82	831 (10.1)	329 (4.0)	347 (4.2)	2780 (33.9)
2004-05	Sacramento Kings	31	226 (7.3)	123 (4.0)	153 (4.9)	996 (32.1)
2004-05	Orlando Magic	21	119 (5.7)	54 (2.6)	46 (2.2)	529 (25.2)
2005-06	Dallas Mavericks	7	26 (3.7)	13 (1.9)	14 (2.0)	185 (26.4)
2006-07	Los Angeles Clippers	7	13 (1.9)	11 (1.6)	8 (1.1)	82 (11.7)
Career	15 Seasons	827	9301 (11.2)	3382 (4.1)	2992 (3.6)	26079 (31.5)



YAKHOUBA DIAWARA

Forward • 6-7 • Paris, France • College of Southern Idaho

Year	Pepperdine	GP	PTS (Avg)	RBS (Avg)	AST (Avg)	MIN (Avg)
2003-04	Junior	14	264 (18.9)	92 (6.6)	11 (0.8)	476 (34.0)
2004-05	Senior	31	433 (14.0)	178 (5.7)	35 (1.1)	988 (31.9)
Career	2 Seasons	45	697 (15.5)	270 (6.0)	46 (1.0)	1464 (32.5)
Year	NBA	GP	PTS (Avg)	RBS (Avg)	AST (Avg)	MIN (Avg)
2006-07	Denver Nuggets	64	284 (4.4)	110 (1.7)	55 (0.9)	1177 (18.4)
2007-08	Denver Nuggets	54	153 (2.8)	62 (1.1)	37 (0.7)	542 (10.0)
2008-09	Miami Heat	63	213 (3.4)	82 (1.3)	27 (0.4)	851 (13.5)
2009-10	Miami Heat	6	5 (0.8)	4 (0.7)	3 (0.5)	44 (7.3)
Career	4 Seasons	187	655 (3.5)	258 (1.4)	122 (0.7)	2614 (14.0)

ANTHONY FREDERICK


Forward • 6-7 • Gardena, Calif. • Santa Monica Junior College

Year	Pepperdine	GP	PTS (Avg)	RBS (Avg)	AST (Avg)	MIN (Avg)
1984-85	Junior	32	377 (11.8)	232 (7.3)	56 (1.8)	1027 (32.1)
1985-86	Senior	30	282 (9.4)	207 (6.9)	70 (2.3)	941 (31.4)
Career	2 Seasons	62	659 (10.6)	439 (7.1)	126 (2.0)	1968 (31.7)
Year	NBA	GP	PTS (Avg)	RBS (Avg)	AST (Avg)	MIN (Avg)
1988-89	Indiana Pacers	46	152 (3.3)	52 (1.1)	20 (0.4)	313 (6.8)
1980-91	Sacramento Kings	35	177 (5.1)	84 (2.4)	44 (1.3)	475 (13.6)
1991-92	Charlotte Hornets	66	389 (5.9)	144 (2.2)	71 (1.1)	852 (12.9)
Career	3 Seasons	147	718 (4.9)	280 (1.9)	135 (0.9)	1640 (11.2)

TONY FULLER

Guard • 6-4 • Detroit, Mich. • Vincennes Junior College

Year	Pepperdine	GP	PTS (Avg)	RBS (Avg)	AST (Avg)	MIN (Avg)
1978-79	Junior	32	436 (13.6)	160 (5.0)	159 (5.0)	1076 (33.6)
1979-80	Senior	28	546 (19.5)	192 (6.9)	88 (3.1)	1036 (37.0)
Career	2 Seasons	60	982 (16.4)	352 (5.9)	247 (4.1)	2112 (35.2)
Year	NBA	GP	PTS (Avg)	RBS (Avg)	AST (Avg)	MIN (Avg)
1980-81	Detroit Pistons	15	60 (4.0)	42 (2.8)	28 (1.9)	248 (16.5)
Career	1 Season	15	60 (4.0)	42 (2.8)	28 (1.9)	248 (16.5)



WAVES IN THE NBA

GRANT GONDREZICK


Guard • 6-4 • Boulder, Colo. • Boulder High School

Year	Pepperdine	GP	PTS (Avg)	RBS (Avg)	AST (Avg)	MIN (Avg)
1981-82	Freshman	17	16 (0.9)	10 (0.6)	6 (0.4)	47 (2.8)
1982-83	Sophomore	27	125 (4.6)	61 (2.3)	55 (2.0)	549 (20.3)
1983-84	Junior	28	383 (13.7)	118 (4.2)	68 (2.4)	817 (29.2)
1984-85	Senior	30	400 (13.3)	111 (3.7)	82 (2.7)	670 (22.3)
Career	4 Seasons	102	924 (9.1)	300 (2.9)	211 (2.1)	2083 (20.4)
Year	NBA	GP	PTS (Avg)	RBS (Avg)	AST (Avg)	MIN (Avg)
1986-87	Phoenix Suns	64	349 (5.5)	110 (1.7)	81 (1.3)	836 (13.1)
1988-89	Los Angeles Clippers	27	105 (3.9)	36 (1.3)	34 (1.3)	244 (9.0)
Career	2 Seasons	91	454 (5.0)	146 (1.6)	115 (1.3)	1080 (11.9)

DENNIS JOHNSON

Guard/Forward • 6-4 • Los Angeles, Calif. • Harbor Junior College

Year	Pepperdine	GP	PTS (Avg)	RBS (Avg)	AST (Avg)	MIN (Avg)
1975-76	Junior	27	425 (15.7)	156 (5.8)	66 (2.4)	925 (34.3)
Career	1 Season	27	425 (15.7)	156 (5.8)	66 (2.4)	925 (34.3)
Year	NBA	GP	PTS (Avg)	RBS (Avg)	AST (Avg)	MIN (Avg)
1976-77	Seattle SuperSonics	81	749 (9.2)	302 (3.7)	123 (1.5)	1667 (20.6)
1977-78	Seattle SuperSonics	81	1031 (12.7)	294 (3.6)	230 (2.8)	2209 (27.3)
1978-79	Seattle SuperSonics	80	1270 (15.9)	374 (4.7)	280 (3.5)	2717 (34.0)
1979-80	Seattle SuperSonics	81	1540 (19.0)	414 (5.1)	332 (4.1)	2937 (36.3)
1980-81	Phoenix Suns	79	1486 (18.8)	363 (4.6)	291 (3.7)	2615 (33.1)
1981-82	Phoenix Suns	80	1561 (19.5)	410 (5.1)	369 (4.6)	2937 (36.7)
1982-83	Phoenix Suns	77	1093 (14.2)	335 (4.4)	388 (5.0)	2551 (33.1)
1983-84	Boston Celtics	80	1053 (13.2)	280 (3.5)	338 (4.2)	2665 (33.3)
1984-85	Boston Celtics	80	1254 (15.7)	317 (4.0)	543 (6.8)	2976 (37.2)
1985-86	Boston Celtics	78	1213 (15.6)	268 (3.4)	456 (5.8)	2732 (35.0)
1986-87	Boston Celtics	79	1062 (13.4)	261 (3.3)	594 (7.5)	2933 (37.1)
1987-88	Boston Celtics	77	971 (12.6)	240 (3.1)	598 (7.8)	2670 (34.7)
1988-89	Boston Celtics	72	721 (10.0)	190 (2.6)	472 (6.6)	2309 (32.1)
1989-90	Boston Celtics	75	531 (7.1)	201 (2.7)	485 (6.5)	2036 (27.1)
Career	14 Seasons	1100	15535 (14.1)	4249 (3.9)	5499 (5.0)	35954 (32.7)



DENNIS JOHNSON

BOB O'BRIEN

Forward • Kansas City, Mo. • Westport High School

Year	Pepperdine	GP	PTS (Avg)	RBS (Avg)	AST (Avg)	MIN (Avg)
1944-45	no stats available					
Year	NBA	GP	PTS (Avg)	RBS (Avg)	AST (Avg)	MIN (Avg)
1947-48	Philadelphia Warriors	22	49 (2.2)	—	1 (0.0)	—
1948-49	Philadelphia Warriors	16	15 (0.9)	—	8 (0.5)	—
1948-49	St. Louis Bombers	8	17 (2.1)	—	1 (0.1)	—
Career	2 Seasons	46	81 (1.8)	—	10 (0.2)	—

DWAYNE POLEE

Guard • 6-5 • Los Angeles, Calif. • University of Nevada-Las Vegas

Year	Pepperdine	GP	PTS (Avg)	RBS (Avg)	AST (Avg)	MIN (Avg)
1983-84	Sophomore	27	299 (11.1)	108 (4.0)	51 (1.9)	712 (26.4)
1984-85	Junior	32	503 (15.7)	114 (3.6)	152 (4.8)	1061 (33.2)
1985-86	Senior	30	472 (15.7)	84 (2.8)	127 (4.2)	948 (31.6)
Career	3 Seasons	89	1274 (14.3)	306 (3.4)	330 (3.7)	2721 (30.6)
Year	NBA	GP	PTS (Avg)	RBS (Avg)	AST (Avg)	MIN (Avg)
1986-87	Los Angeles Clippers	1	2 (2.0)	0 (0.0)	0 (0.0)	6 (6.0)
Career	1 Season	1	2 (2.0)	0 (0.0)	0 (0.0)	6 (6.0)

BOBBY SIMS

Guard • 6-5 • Los Angeles, Calif. • Jordan High School

Year	Pepperdine	GP	PTS (Avg)	RBS (Avg)	AST (Avg)	MIN (Avg)
1957-58	Sophomore	26	310 (11.9)	161 (6.2)	—	—
1958-59	Junior	24	308 (12.8)	182 (7.6)	—	—
1959-60	Senior	25	402 (16.1)	213 (8.5)	—	—
Career	3 Seasons	75	1020 (13.6)	556 (7.4)	—	—
Year	NBA	GP	PTS (Avg)	RBS (Avg)	AST (Avg)	MIN (Avg)
1961-62	Los Angeles Lakers	19	63 (3.3)	27 (1.4)	12 (0.6)	171 (9.0)
1961-62	St. Louis Hawks	46	446 (9.7)	156 (3.4)	142 (3.1)	1174 (25.5)
Career	1 Season	65	509 (7.8)	183 (2.8)	154 (2.4)	1345 (20.7)

WAVES IN THE NBA

DANE SUTTLE

Guard • 6-3 • Los Angeles, Calif. • Fremont High School

Year	Pepperdine	GP	PTS (Avg)	RBS (Avg)	AST (Avg)	MIN (Avg)
1979-80	Freshman	20	128 (6.4)	39 (2.0)	24 (1.2)	275 (13.8)
1980-81	Sophomore	28	423 (15.1)	69 (2.5)	99 (3.5)	789 (28.2)
1981-82	Junior	28	471 (16.8)	76 (2.7)	120 (4.3)	929 (33.2)
1982-83	Senior	29	679 (23.4)	62 (2.1)	129 (4.4)	1018 (35.1)
Career	4 Seasons	105	1701 (16.2)	246 (2.3)	372 (3.5)	3011 (28.7)
Year	NBA	GP	PTS (Avg)	RBS (Avg)	AST (Avg)	MIN (Avg)
1983-84	Kansas City Kings	40	258 (6.5)	46 (1.2)	46 (1.2)	469 (11.7)
1984-85	Kansas City Kings	6	14 (2.3)	3 (0.5)	2 (0.3)	24 (4.0)
Career	2 Seasons	46	272 (5.9)	49 (1.1)	48 (1.0)	493 (10.7)

MYCHEL THOMPSON

Guard/Forward • 6-7 • Portland, Ore. • Stoneridge Prep

Year	Pepperdine	GP	PTS (Avg)	RBS (Avg)	AST (Avg)	MIN (Avg)
2007-08	Freshman	32	258 (8.1)	86 (2.7)	39 (1.2)	775 (24.2)
2008-09	Sophomore	32	308 (9.6)	113 (3.5)	40 (1.3)	910 (28.4)
2009-10	Junior	31	365 (11.8)	154 (5.0)	60 (1.9)	976 (31.5)
2010-11	Senior	33	482 (14.6)	194 (5.9)	62 (1.9)	1061 (32.2)
Career	4 Seasons	128	1413 (11.0)	547 (4.3)	201 (1.6)	3722 (29.1)
Year	NBA	GP	PTS (Avg)	RBS (Avg)	AST (Avg)	MIN (Avg)
2011-12	Cleveland Cavaliers	5	18 (3.6)	5 (1.0)	7 (1.4)	95 (19.0)
Career	1 Season	5	18 (3.6)	5 (1.0)	7 (1.4)	95 (19.0)

BOB WARLICK

Guard • 6-5 • Buffalo, N.Y. • Pueblo Junior College

Year	Pepperdine	GP	PTS (Avg)	RBS (Avg)	AST (Avg)	MIN (Avg)
1961-62	Junior	27	442 (16.4)	261 (9.7)	—	—
1962-63	Senior	25	432 (17.3)	326 (13.0)	—	—
Career	2 Seasons	52	874 (16.8)	587 (11.3)	—	—
Year	NBA	GP	PTS (Avg)	RBS (Avg)	AST (Avg)	MIN (Avg)
1965-66	Detroit Pistons	10	24 (2.4)	16 (1.6)	10 (1.0)	78 (7.8)
1966-67	San Francisco Warriors	12	36 (3.0)	20 (1.7)	10 (0.8)	65 (5.4)
1967-68	San Francisco Warriors	69	611 (8.9)	264 (3.8)	159 (2.3)	1320 (19.1)
1968-69	Milwaukee Bucks	3	6 (2.0)	1 (0.3)	1 (0.3)	22 (7.3)
1968-69	Phoenix Suns	63	507 (8.0)	151 (2.4)	131 (2.1)	975 (15.5)
Career	4 Seasons	157	1184 (7.5)	452 (2.9)	311 (2.0)	2460 (15.7)

ERIC WHITE

Forward • 6-8 • San Francisco, Calif. • Sacred Heart High School

Year	Pepperdine	GP	PTS (Avg)	RBS (Avg)	AST (Avg)	MIN (Avg)
1983-84	Freshman	28	172 (6.1)	119 (4.3)	14 (0.5)	550 (19.6)
1984-85	Sophomore	29	461 (15.9)	267 (9.2)	40 (1.4)	970 (33.4)
1985-86	Junior	30	460 (15.3)	196 (6.5)	32 (1.1)	985 (32.8)
1986-87	Senior	30	579 (19.3)	230 (7.7)	37 (1.2)	1068 (35.6)
Career	4 Seasons	117	1672 (14.3)	812 (6.9)	123 (1.1)	3573 (30.5)
Year	NBA	GP	PTS (Avg)	RBS (Avg)	AST (Avg)	MIN (Avg)
1987-88	Los Angeles Clippers	17	178 (10.5)	62 (3.6)	9 (0.5)	352 (20.7)
1988-89	Utah Jazz	1	0 (0.0)	0 (0.0)	0 (0.0)	2 (2.0)
1988-89	Los Angeles Clippers	37	158 (4.3)	70 (1.9)	17 (0.5)	434 (11.7)
Career	2 Seasons	55	336 (6.1)	132 (2.4)	26 (0.5)	788 (14.3)



MYCHEL THOMPSON

GAME-BY-GAME RESULTS

1938-39

Record: 16-13

Head Coach: Wade Ruby

	La Verne	W	46-32
12/9	Southwestern	H W	55-23
12/16	Clifton's Cafe	H W	40-34
12/20	Warner Brothers	H W	47-15
12/22	National Schools	H W	60-41
12/27	Occidental	A W	40-38
12/29	International Workers	H W	57-40
12/30	Snow College	H L	27-37
12/31	Chinese Lowas	N L	18-25
1/3	Neal's Sporting Goods	H W	48-33
1/6	La Verne	A W	47-34
1/10	Chapman	H L	35-37
1/12	Glenn's Cafe	H L	39-56
1/17	Runar's Sporting Goods	H W	49-40
1/20	Los Angeles Athletic Club	A L	30-42
1/24	Metro-Goldwyn-Mayer	H L	42-71
1/27	Clifton's Cafe	H W	41-40
1/29	Chinese Lowas	H L	28-33
1/31	Whittier College	A W	41-29
2/3	General Motors	H W	33-23
2/7	Whittier College	H L	23-33
2/10	Bank of America	H W	33-27
	Los Angeles Athletic Club	L	48-69
2/17	Occidental	H L	34-40
2/21	Glendale Junior College	H W	37-34
2/24	Chapman	A L	25-43
2/28	Dura-Steel	H L	23-28
	Dura-Steel	W	27-24
3/4	Bank of America	H L	26-43

1939-40

Record: 15-11

Head Coach: Al Duer

	Santa Monica College	L	31-41
12/12	Whittier College	A L	23-52
	Clifton's Cafe	W	40-39
	Glenn's Cafe	W	59-47
	Clifton's Cafe	L	50-60
12/22	Friends College	H W	49-34
12/26	Santa Monica College	A W	45-38
12/28	Snow College	H W	51-48
12/29	Snow College	H W	37-36
	Glenn's Cafe	L	25-47
1/5	Long Beach Junior College	H W	44-34
	La Verne	W	33-23
	Compton Junior College	L	28-34
1/19	La Verne	A W	53-32
1/23	Fullerton Junior College	H L	46-47
1/26	Los Angeles City College	H W	29-26
	Bank of America	L	26-47
2/2	Chapman	H W	45-41
2/10	Chapman	A W	56-49
2/13	Compton Junior College	H L	45-46
2/16	Fullerton Junior College	A L	45-59
2/19	Los Angeles City College	A L	26-42
	Scottie's Cafe	W	28-27
	Kappa Gamma	W	39-33
	St. Anthony's Oilers	W	44-32
	News Guild	L	37-41

1940-41

Record: 10-15

Head Coach: Al Duer

12/3	Long Beach Junior College	A L	35-51
12/7	Glendale Junior College	A L	38-40
12/13	Santa Monica College	H W	38-25
12/14	Chapman	A L	35-38
12/17	Los Angeles YMCA	H W	32-6
12/21	Dura-Steel	H W	35-31
12/28	Santa Monica College	H W	40-39
1/3	Los Angeles City College	A L	31-46
1/4	Redlands	H L	30-43
1/8	Dura-Steel	H W	40-39
1/11	Fullerton Junior College	H W	52-26
1/14	Occidental	A L	40-41
1/17	Chapman	H W	48-44
1/18	La Verne	A W	42-33
1/21	Glendale Junior College	H L	38-40
1/28	Loyola Marymount	H L	18-30
1/31	Whittier College	H L	52-64
2/4	Loyola Marymount	L	23-43
2/8	La Verne	H W	37-36
2/11	Occidental	H L	40-42
2/15	Fullerton Junior College	H L	35-42
2/18	Los Angeles City College	H L	40-42
2/21	Whittier	A W	41-38
2/24	UC Santa Barbara	A L	30-48
2/25	UC Santa Barbara	A L	44-62

1941-42

Record: 19-7

(H: 9-3, A: 7-3, N: 3-1)

Head Coach: Al Duer

12/2	La Verne	A W	57-48
12/6	Redlands	H W	45-31
12/9	Loyola Marymount	H W	41-38
	San Francisco State	H L	48-57
12/23	Loyola Marymount	H L	26-28
1/3	Redlands	A L	37-38
1/10	Chapman	H W	54-33
1/13	Occidental	A W	62-46
1/16	Whittier College	H W	48-40
1/20	Cal Tech	H W	44-30
1/23	Cal Poly SLO	A W	60-32
1/24	Cal Poly SLO	A W	38-26
1/27	Cal Tech	A W	44-39
1/30	UC Santa Barbara	A W	29-26
	UC Santa Barbara	A L	24-40
2/6	Whittier	A L	36-45
2/7	La Verne	H W	57-45
2/10	Occidental	H W	49-31
2/13	Chapman	H L	37-39
2/20	Cal Poly SLO	H W	74-33
2/21	Cal Poly SLO	H W	65-38
3/2	% Eight Engineering	N W	70-34
3/3	% New Mexico Teachers	N W	53-41
3/4	% Texas-El Paso	A W	49-44
3/5	% New Mexico Mines	N W	34-29
3/10	# Missouri Valley College	N L	53-68

% Southwestern Invitational (El Paso, Texas)

NAIB Tournament (Kansas City, Mo.)

1942-43

Record: 26-9

Head Coach: Al Duer

11/10	San Dimas	W	53-20
11/12	Northrop Bombers	W	46-45
11/17	La Cienega	H W	64-24
11/19	San Pedro Coast Guard	W	43-20
	Northrop Bombers	W	46-31
12/1	Douglas Aircraft	W	52-36
	Aero Tech	W	28-27
12/4	Occidental	H L	19-27
12/5	Cal Tech	H L	46-55
12/8	Whittier College	L	31-49
	Loyola Marymount	W	49-42
12/16	USC	A L	38-58
12/19	Vega Aircraft	H W	56-41
	North American Aircraft	W	58-46
12/29	Santa Ana Army Air Base	H W	61-45
1/5	Loyola Marymount	A W	42-29
1/9	Cal Tech	A W	58-36
1/12	Vega Aircraft	H W	44-30
1/15	San Diego State	A L	35-40
1/16	San Diego State	A W	31-25
1/23	Occidental	A W	53-45
1/29	Whittier College	A L	34-49
1/30	UC Santa Barbara	H L	39-40
2/5	Vega Aircraft	H W-OT	38-34
2/9	UC Santa Barbara	A W	33-29
2/10	UC Santa Barbara	A W	31-30
2/12	San Francisco State	A L	41-52
2/13	San Francisco State	A W	62-42
2/19	San Jose State	H W	63-57
2/20	USC	H W	56-51
2/26	San Diego State	H W	40-38
2/27	San Diego State	H W	50-45
3/9	# Nebraska-Kearney	N W	50-45
3/10	# Luther College	N W-OT	43-38
3/11	# Murray State	N L	38-44

NAIB Tournament (Kansas City, Mo.)

1943-44

Record: 20-14

Head Coach: Al Duer

	Camp Cooke	W	61-36
	North American Aviation	W	54-31
	Northrop Aircraft	W	61-32
	Douglas Aircraft	W	67-12
11/24	San Pedro YMCA	H W	42-31
11/26	Santa Anita Ordnance	A L	46-50
11/30	Los Alamitos Naval Air	H W	64-46
12/3	UCLA	A W	48-36
12/10	San Diego State	H W	47-36
12/11	San Diego State	H W	48-31
	North American Aviation	W	40-38
12/16	Long Beach Naval Hospital	H W	59-38
	Los Angeles Navy	W	72-39
12/30	20th Century Fox	H L	38-59
1/4	Cal Tech	H W	48-47
1/8	Occidental	A L	51-58
1/11	Camp Cooke	H L	33-47
1/13	San Diego Naval Training	A W-OT	51-50
1/14	San Diego State	A W	58-29
1/15	San Diego State	A W	61-36
1/21	Santa Ana Army Air Base	A L	50-57
1/22	Whittier College	H W	53-30
1/25	Santa Ana Ordnance	H L	43-49
1/28	Camp Cooke	A L	44-64
2/1	March Field Air Force Base	H W	42-41
2/4	Cal Tech	A L	40-50
2/5	Occidental	A L	49-50
2/11	UCLA	H L	38-40
2/12	Whittier College	A W	51-24
	San Pedro YMCA	L	45-56
2/17	Chihuahua State Teachers	N W	54-43
2/19	20th Century Fox	H L	54-63
3/24	# Iowa State	N L	39-44
3/25	# Missouri	N L	46-61

NCAA Tournament (Kansas City, Mo.)

GAME-BY-GAME RESULTS

1944-45

Record: 24-13 (H: 11-5, A: 8-6, N: 5-2)

Head Coach: Al Duer

11/25	Vultree Aircraft	H	W	47-38
11/28	El Toro Marines	H	W	38-22
12/1	UC Santa Barbara	H	W	48-31
12/8	UCLA	H	W	36-33
12/11	Salt Lake Eckers	A	L	31-33
12/12	Kearns Air Base	A	L	39-47
12/15	Colorado	A	W	42-36
12/16	Colorado College	A	W	53-35
	Walker's Bombers	A	W	53-51
12/19	Washburn University	A	W	49-30
	Mexican All-Stars	N	W	52-25
12/26	Phillips 66ers	A	L	36-62
12/29	Brigham Young	N	W	56-51
1/5	20th Century Fox	H	L	38-40
1/6	Santa Maria Air Base	H	W	51-27
1/9	Cal Tech	A	W	52-44
1/12	Occidental	H	W	63-46
1/13	San Diego Naval Training	H	L	44-46
1/16	Santa Ana Army Air Base	A	L	38-44
1/19	UCLA	A	L	28-41
1/20	Cal Tech	H	W	45-33
1/26	Santa Ana Air Base	H	L	33-35
2/2	Occidental	H	W	53-39
2/6	Camp Ross	A	W	68-42
2/9	San Diego State	H	W	49-37
2/10	San Diego State	H	W	46-28
2/16	20th Century Fox	N	L	38-42
2/22	San Diego Naval Training	A	L	47-59
2/23	San Diego State	A	W	62-43
2/24	San Diego State	A	W	53-30
2/27	Santa Ana Air Base	H	W	59-29
3/3	20th Century Fox	H	L	41-62
3/6	Phillips 66ers	H	L	39-54
3/13	# Peru State College	N	W	77-42
3/15	# West Texas State	N	W	52-45
3/16	# Eastern Kentucky	N	W	52-34
3/17	# Loyola-New Orleans	N	L	36-49

NAIB Tournament (Kansas City, Mo.)

1945-46

Record: 26-9 (H: 10-3, A: 9-3, N: 7-3)

Head Coach: Al Duer

12/7	Corona Naval Hospital	H	W	46-21
12/8	UCLA	A	W	47-37
12/11	Camp Ross	A	W-OT	54-52
12/15	San Diego State	H	W	47-40
12/21	% Valparaiso	N	L	60-65
12/22	% Loyola-New Orleans	N	W	49-48
12/26	\$ Baylor	N	L	36-40
12/27	\$ Texas Christian	N	W	57-45
12/28	\$ Rice	N	W	48-35
	West Texas State	A	W	60-49
1/4	San Pedro Wolvics	H	W	49-31
1/5	Occidental	H	W	63-37
1/8	Occidental	A	W	54-40
1/11	Camp Ross	H	L	42-50
1/12	Cal Tech	H	W	43-32
1/16	20th Century Fox	A	L	51-58
1/19	Miramar Marines	H	L	41-46
1/25	San Diego State	A	W	44-40
1/26	Cal Tech	A	L	41-43
1/29	Whittier College	H	W	46-36
2/2	20th Century Fox	H	L	43-63
2/8	Los Alamitos Navy	H	W	56-51
2/9	Whittier College	A	W	58-49
2/13	Coronado Amphibs	H	W	63-37
2/15	San Diego Dons	A	W	40-37
2/17	San Diego Naval Training	A	W	54-50
2/20	Carroll's Shamrocks	A	L	39-46
2/23	Richfield Oil	H	W	62-44
	Los Alamitos Navy	A	W	53-35
3/5	Carroll's Shamrocks	H	W	58-52
3/11	# Central Arkansas	N	W	63-37
3/13	# Iowa State	N	W	64-22
3/14	# Eastern Washington	N	W	46-42
3/15	# Indiana State	N	L	43-56
3/16	# Loyola-New Orleans	N	W	82-55

% at Kansas City, Mo.

\$ Oklahoma Tournament (Oklahoma City, Okla.)

NAIB Tournament (Kansas City, Mo.)

1946-47

Record: 14-13

Head Coach: Al Duer

11/22	Occidental	H	W	39-33
12/3	Chapman	H	W	46-25
12/9	Bowling Green	A	L	58-60
12/10	Eastern Kentucky	A	L	49-54
12/12	Valparaiso	A	L	46-53
12/14	Cincinnati	A	L	49-63
12/18	Loyola-New Orleans	A	W	52-46
12/20	# Houston	A	W	73-61
12/21	# Texas A&M	N	W	53-36
12/21	# North Texas State	N	W	64-53
12/27	Hardin-Simmons	H	W	68-23
1/3	San Diego State	A	L	38-39
1/13	Chapman	A	W	40-38
1/17	Nevada	A	L	42-43
1/18	Nevada	A	L	40-52
1/24	UC Santa Barbara	H	L	31-32
1/25	UC Santa Barbara	H	L	40-46
1/29	Saint Mary's	H	W	47-37
2/8	Loyola Marymount	A	W	41-36
2/11	San Diego State	H	W	60-43
2/13	Loyola Marymount	N	L	28-31
2/17	Humboldt State	H	W	55-42
2/21	Whittier	H	L	47-52
2/22	Nevada	H	W	54-43
2/25	Loyola Marymount	H	W	44-33
2/27	Loyola Marymount	A	L	40-42
	Whittier	L	47-64	

Houston All-College Tournament (Houston, Texas)

1947-48

Record: 22-11 (H: 12-4, A: 7-5, N: 3-2)

Head Coach: Al Duer

11/25	Occidental	A	W	53-47
11/28	Arizona State	H	L	47-54
11/29	Arizona State	H	W	50-38
12/5	Fresno State	A	L	47-63
12/6	Fresno State	A	W	54-41
12/12	Saint Mary's	H	L	43-48
12/13	Loyola Marymount	N	W	53-38
12/15	Cal Poly SLO	H	W	54-48
12/19	Pacific	H	W	56-40
12/20	Baylor	H	L	52-59
12/22	UC Santa Barbara	H	L	40-47
12/23	UC Santa Barbara	H	W	44-42
12/26	# Idaho	N	L	50-52
12/27	# West Texas State	N	W	59-47
12/30	# Arkansas	N	L	44-70
1/2	Whittier	H	W	58-50
1/3	New Mexico	H	W	59-43
1/9	Redlands	A	W	67-47
1/10	Cal Tech	H	W	56-41
1/16	20th Century Fox	N	W	52-50
1/20	Loyola Marymount	A	W	44-43
1/23	Pacific	A	L	48-68
1/24	Cal Poly SLO	A	L	55-58
1/31	San Diego State	H	W	65-52
2/10	Loyola Marymount	H	W	50-47
2/14	Occidental	H	W	74-38
2/16	Whittier	H	W	75-48
2/20	Nevada	A	W	61-59
2/21	Nevada	A	W	57-51
2/24	San Diego State	A	W	66-64
2/27	Whittier	A	L	52-57
2/28	Redlands	H	W	54-45
3/3	% San Jose State	A	L	55-66

Los Angeles Invitational (Los Angeles, Calif.)

% NAIB District Playoffs

1948-49

Record: 19-11 (H: 14-0, A: 2-8, N: 3-3)

Head Coach: Robert Dowell

12/3	Arizona State	H	W	62-48
12/4	Arizona State	H	W	49-37
12/9	Arizona State	A	L	42-50
12/10	Arizona State	A	W	53-52
	UC Santa Barbara	H	W	55-52
12/18	Occidental	H	W	50-38
12/20	Cal Tech	H	W	72-28
12/28	# Marshall	N	W	78-39
12/30	# Montana	N	W	59-42
12/31	# Hamline University	N	L	38-62
1/4	Cal Poly Pomona	H	W	61-39
1/6	Whittier College	H	W	56-39
1/8	San Jose State	H	W	53-49
1/14	Pacific	A	L-OT	57-59
1/15	Cal Poly SLO	A	L	45-46
1/18	San Diego State	A	L	46-55
1/22	San Jose State	A	L	42-64
1/29	Cal Poly SLO	H	W	54-37
2/1	Loyola Marymount	A	L	44-52
2/4	20th Century Fox	H	W	58-47
2/5	Whittier College	A	L	52-54
2/8	20th Century Fox	A	W	64-58
2/12	Fresno State	A	L	54-56
2/18	San Diego State	H	W	51-42
	Nevada	N	L	50-59
2/21	Nevada	H	W	61-46
2/25	Loyola Marymount	H	W	58-43
2/27	Fresno State	H	W	49-40
2/28	% Loyola Marymount	N	W	57-42
3/2	% San Jose State	N	L	46-60

Los Angeles Invitational (Los Angeles, Calif.)

% NAIB District Playoffs (Los Angeles, Calif.)

1949-50

Record: 21-12 (H: 10-1, A: 7-10, N: 4-1)

CCAA: 8-2 (1st) (H: 5-0, A: 3-2)

Head Coach: Robert Dowell

12/2	Cal State Los Angeles	H	W	62-50
12/10	UCLA	A	L	41-55
12/12	# UC Santa Barbara	N	W	55-47
12/15	# Brigham Young	N	W	45-39
12/16	# Hamline University	N	W	45-42
12/20	Oakland Blue and Gold	A	L	44-67
12/21	Saint Mary's	A	W	44-41
12/27	Bowling Green	A	L	41-59
12/28	Toledo	A	L	40-49
12/29	Duquesne	A	L	49-60
1/2	Rice	A	L-OT	65-68
1/3	Houston	A	L	46-47
1/5	West Texas State	A	L	45-58
1/10	Whittier	H	L	34-36
1/14	* San Jose State	H	W	58-51
1/17	Cal Poly Pomona	H	W	49-38
1/24	Loyola Marymount	A	W	48-46
1/27	* Cal Poly SLO	H	W	58-51
1/31	Whittier	A	W	60-57
2/3	* Cal Poly SLO	A	W	54-41
2/4	* UC Santa Barbara	A	W	36-28
2/10	* San Diego State	A	L	40-47
2/11	Louisville (#13)	H	W	65-62
2/14	St. Francis	H	W	81-50
2/16	* Fresno State	A	W	60-58
2/18	* San Jose State	A	L	51-56
2/21	Loyola Marymount	H	W	56-50
2/24	* Fresno State	H	W	84-56
2/25	* UC Santa Barbara	H	W	52-49
2/28	* San Diego State	H	W-OT	64-55
3/9	% Chico State	A	W	65-35
3/13	\$ American University	N	W	54-50
3/15	\$ Tampa College	N	L	61-69

* California Collegiate Athletic Association game

Los Angeles Invitational (Los Angeles, Calif.)

% NAIB District Playoffs

\$ NAIB Tournament (Kansas City, Mo.)

GAME-BY-GAME RESULTS

1950-51

Record: 25-8 (H: 15-0, A: 7-6, N: 3-2)
CCAA: 10-0 (1st) (H: 5-0, A: 5-0)

Head Coach: Robert Dowell

12/1	New Mexico State	H	W	81-70
12/2	New Mexico State	H	W	71-58
12/5	Cal Poly Pomona	A	W	62-40
12/9	Hamline University	A	L	53-64
12/11	Westminster	A	L	59-81
12/12	Duquesne	A	L	50-84
12/14	% West Texas State	N	L	60-70
12/15	% Marshall	A	L	71-74
12/22	Chico State	H	W	67-51
12/23	Chico State	H	W	81-55
12/26	# San Diego State	N	W	67-38
12/28	# Loyola Marymount	A	W	59-58
1/5	* UC Santa Barbara	A	W	61-56
1/6	* Cal Poly SLO	A	W	65-58
1/12	* Fresno State	H	W	87-54
1/13	* Cal State Los Angeles	A	W	80-47
1/19	* Cal State Los Angeles	H	W	54-48
1/20	* San Diego State	H	W	66-53
1/26	* UC Santa Barbara	H	W	66-48
1/27	Chapman	H	W	72-46
2/2	* Cal Poly SLO	H	W	61-50
2/3	UCLA (#19)	A	L	60-75
2/9	* San Diego State	A	W	63-60
2/13	Loyola Marymount	H	W	75-54
2/17	* Fresno State	A	W	75-44
2/23	Pacific	H	W	64-63
2/24	Pacific	H	W	67-66
2/27	Loyola Marymount	N	W	58-55
3/3	& Whittier	H	W	60-46
3/5	& Pacific	H	W	68-60
3/7	Loyola Marymount	A	L	52-72
3/13	% Wisconsin-Eau Claire	N	W	86-53
3/14	\$ Florida State	N	L	59-61

* California Collegiate Athletic Association game
 % Marshall Tournament (Huntington, W. Va.)
 # Los Angeles Invitational (Los Angeles, Calif.)
 & NAIB District Playoffs
 \$ NAIB Tournament (Kansas City, Mo.)

1951-52

Record: 20-5 (H: 14-2, A: 6-2, N: 0-1)
CCAA: 7-1 (1st) (H: 4-0, A: 3-1)

Head Coach: Robert Dowell

12/1	Southwest Missouri State	H	L	60-62
12/7	Texas El-Paso	H	W	64-57
12/8	Northern Arizona	H	W	72-39
12/11	Cal Poly Pomona	H	W	58-41
12/14	West Texas State	H	W	64-59
12/21	Utah State	H	W	72-52
12/22	Wichita State	H	W	78-69
12/27	Seattle	H	L	79-87
12/28	Seattle	H	W	64-53
1/4	Whittier College	A	W	74-67
1/5	Cal Poly Pomona	A	W	92-41
1/11	* UC Santa Barbara	H	W	81-62
1/19	* Cal State Los Angeles	H	W	82-59
1/25	Pasadena Nazarene	H	W	77-75
1/26	Whittier	H	W	68-60
2/1	* Cal Poly SLO	H	W	86-69
2/2	* San Diego State	A	W	81-69
2/7	* Cal State Los Angeles	A	W	65-52
2/8	UCLA	A	L	70-72
2/15	* San Diego State	H	W	77-58
2/16	Loyola Marymount	A	W	60-58
2/19	Occidental	H	W	65-46
2/22	* Cal Poly SLO	A	L	63-70
2/23	* UC Santa Barbara	A	W	70-35
3/10	# Morningside (Iowa)	N	L	80-84

* California Collegiate Athletic Association game
 # NAIB Tournament (Kansas City, Mo.)

1952-53

Record: 18-8 (H: 11-4, A: 7-3, N: 0-1)
CCAA: 8-2 (1st) (H: 4-1, A: 4-1)

Head Coach: Robert Dowell

12/8	Hawaii	H	L	53-75
12/12	Arizona State	H	W	82-80
12/13	Northern Arizona	H	W	83-65
12/16	Centenary	H	W	94-82
12/19	Whitworth	H	W	66-58
12/20	Whitworth	H	W	83-72
12/23	New Mexico State	H	W	68-54
	% West Texas State	A	L	75-85
12/30	% Texas Tech	N	L	72-83
1/2	New Mexico State	A	W	62-59
1/3	New Mexico State	A	W	54-51
1/9	* UC Santa Barbara	A	W	60-50
1/10	* Cal Poly SLO	A	L	66-81
1/16	* Fresno State	A	W	85-71
1/17	San Jose State	A	L	60-78
1/22	* Cal State Los Angeles	A	W	72-65
1/28	Loyola Marymount	H	L	66-68
1/30	* Cal Poly SLO	H	W	85-72
1/31	Chico State	H	W	103-81
2/6	* San Diego State	A	W	74-72
2/10	Loyola Marymount	A	W	59-54
2/13	* UC Santa Barbara	H	W	74-52
2/14	* San Diego State	H	W	62-59
2/20	* Cal State Los Angeles	H	L	62-73
2/27	* Fresno State	H	W	76-62
3/3	# Sacramento State	H	L	55-56

% West Texas State Tournament (Canyon, Texas)
 # NAIB District 3 Playoffs

1953-54

Record: 15-10 (H: 11-2, A: 4-8, N: 0-0)
CCAA: 4-6 (T-4th) (H: 3-2, A: 1-4)

Head Coach: Robert Dowell

12/1	George Air Force Base	H	W	82-47
12/4	West Texas State	H	W	97-72
12/5	New Mexico State	H	W	69-55
12/8	Long Beach State	A	W	80-64
12/11	Seattle	A	L	85-94
12/12	Seattle	A	L	77-92
12/14	Portland	A	L	76-82
12/21	San Jose State	H	W	67-57
12/29	Pasadena College	H	W	83-81
1/5	Whittier	A	W	88-73
1/8	* Fresno State	H	L	70-78
1/15	* UC Santa Barbara	H	W	81-69
1/16	* San Diego State	H	W	91-79
1/19	Loyola Marymount	A	W	81-79
1/21	* Cal State Los Angeles	A	W	78-76
1/23	Long Beach State	H	W	101-48
1/30	UCLA	A	L	68-103
2/5	* Fresno State	A	L	76-77
2/9	Loyola Marymount	H	W	62-56
2/12	* Cal Poly SLO	H	W	89-78
2/16	* Cal State Los Angeles	H	L	82-85
2/19	* Cal Poly SLO	A	L	72-75
2/20	* UC Santa Barbara	A	L	66-78
2/23	Whittier	H	W	73-65
2/26	* San Diego State	A	L	76-95

* California Collegiate Athletic Association game

1954-55

Record: 16-9 (H: 10-2, A: 6-5, N: 0-2)

Head Coach: Robert Dowell

12/3	UC Riverside	A	W	98-40
12/6	Westmont	H	W	72-54
12/11	Northern Arizona	H	W	83-65
12/13	Wayland College	H	W	61-59
12/14	New Mexico State	H	W	70-53
12/18	Arizona State	A	W	81-74
12/21	# Hardin-Simmons	N	L	67-82
12/22	# Texas A&M	N	L	84-86
1/4	Loyola Marymount	A	L	63-67
1/7	Whittier	H	W	83-69
1/8	Portland	H	W	95-74
1/11	UC Santa Barbara	A	W	73-56
1/14	Fresno State	H	W	72-59

1/15	Redlands	A	W	59-46
1/18	Cal State Los Angeles	H	W	65-54
1/21	Pasadena Nazarene	A	L	67-73
1/29	Pasadena Nazarene	H	L	79-85
2/4	Redlands	H	W	61-57
2/5	San Diego State	A	L	75-79
2/11	Loyola Marymount	A	W	76-74
2/15	Cal State Los Angeles	A	L	65-71
2/19	San Diego State	H	L	65-69
2/22	UC Santa Barbara	H	W	71-65
2/26	Fresno State	A	W	72-64
2/28	Whittier	A	L	59-76

Christmas Tournament (at Canyon, Texas)

1955-56

Record: 2-23 (H: 2-9, A: 0-14, N: 0-0)
WCC: 0-14 (8th) (H: 0-7, A: 0-7)

Head Coach: Robert Dowell

12/1	Dayton	A	L	35-75
12/2	Akron	A	L	79-90
12/3	Cincinnati	A	L	71-101
12/5	Southwest Missouri State	A	L	74-78
12/8	Cal State Los Angeles	H	L	80-83
12/10	Arizona State	H	W	68-55
12/16	San Diego State	H	L	62-90
12/17	UC Santa Barbara	H	W	67-60
1/6	* San Francisco (#1)	A	L	51-62
1/7	* Saint Mary's	A	L	87-93
1/10	UC Santa Barbara	A	L	78-87
1/13	* San Jose State	H	L	66-80
1/14	* Pacific	H	L	62-86
1/20	* Fresno State	H	L	64-94
1/28	* Loyola Marymount	H	L	65-66
2/3	* Santa Clara	A	L	56-79
2/4	* San Jose State	A	L	65-87
2/10	* Saint Mary's	H	L	57-75
2/11	* Santa Clara	H	L	52-68
2/14	* Loyola Marymount	A	L	64-70
2/17	* Fresno State	A	L	72-83
2/18	* Pacific	A	L	57-70
2/24	San Diego State	A	L	42-74
3/2	* San Francisco (#1)	H	L	40-68
3/3	Cal State Los Angeles	A	L	88-89

* West Coast Conference game

1956-57

Record: 7-18 (H: 3-10, A: 4-8, N: 0-0)
WCC: 2-12 (8th) (H: 1-6, A: 1-6)

Head Coach: Robert Dowell

11/30	Westmont	H	L	66-88
12/7	Regis College	H	L	69-72
12/8	Cal State Los Angeles	H	L	72-76
12/11	UC Santa Barbara	A	W	81-53
	Northern Arizona	A	L	64-68
12/15	Arizona State	A	W	81-78
12/28	Redlands	H	W	62-55
1/4	* Santa Clara	A	L	54-73
1/5	* San Jose State	A	L	54-80
1/8	UC Santa Barbara	H	L	59-79
1/11	* Saint Mary's	H	L	62-79
1/12	* San Jose State	H	L	42-62
	San Diego State	A	L	62-70
1/22	Cal State Los Angeles	A	W	76-74
1/26	San Diego State	H	W	92-77
2/1	* San Francisco	A	L	67-78
2/2	* Saint Mary's	A	L	81-98
2/9	* Loyola Marymount	A	L	67-77
2/15	* Fresno State	A	L	91-101
2/16	* Pacific	A	W	76-71
2/22	* San Francisco	H	L	66-88
2/23	* Santa Clara	H	L	59-62
3/1	* Fresno State	H	L	81-91
3/2	* Pacific	H	L	61-68
3/5	* Loyola Marymount	H	W	84-73

* West Coast Conference game

GAME-BY-GAME RESULTS

1957-58

Record: 15-11 (H: 9-5, 6-6, N: 0-0)

WCC: 5-7 (T-4th) (H: 2-4, A: 3-3)

Head Coach: Robert Dowell

12/4	West Texas State	H	W	83-74
12/6	Arizona State	H	W	77-66
12/7	Northern Arizona	H	W	88-62
12/10	Redlands	A	W	56-47
12/13	Arizona State	A	W	80-74
12/21	UC Santa Barbara	H	W	77-64
12/28	Kent State	H	W	84-59
1/3	Westmont	H	W	84-48
1/4	San Diego State	A	W	84-68
1/10	* Santa Clara	A	L	59-60
1/11	* San Jose State	A	L	61-92
1/14	* Loyola Marymount	H	W	64-48
1/18	Regis College	A	L	70-83
1/20	New Mexico State	A	L	69-86
1/25	San Diego	H	W	80-65
1/31	* Pacific	A	W	77-67
2/1	* San Francisco (#5)	A	L	59-105
2/4	* Saint Mary's	A	W	67-66
2/11	UC Santa Barbara	A	L	83-97
2/14	* San Francisco (#5)	H	L	59-69
2/15	San Diego State	H	L	59-70
2/21	* Pacific	H	L	62-64
2/22	* San Jose State	H	W	68-67
2/28	* Santa Clara	H	L	66-71
3/1	* Saint Mary's	H	L	74-82
3/4	* Loyola Marymount	A	W	54-53

* West Coast Conference game

1958-59

Record: 16-8 (H: 12-2, A: 3-6, N: 1-0)

WCC: 8-4 (3rd) (H: 5-1, A: 3-3)

Head Coach: Robert Dowell

12/2	Fresno State	H	L	59-69
12/5	San Diego State	H	W-OT	71-69
12/10	Seattle	A	L	75-83
12/13	# San Jose State	N	W	46-40
12/18	Wheaton College	H	W	74-56
12/20	Whittier College	H	W	66-50
12/23	Redlands	H	W	89-69
12/30	Kent State	H	W	69-66
1/3	San Diego State	A	L	54-67
1/9	* Pacific	H	W	72-64
1/10	* Saint Mary's	H	L	64-74
1/13	* Loyola Marymount	A	W	55-41
1/17	San Diego	H	W	77-67
1/31	Regis College	H	W	83-63
2/4	* Pacific	A	L	67-71
2/6	* San Jose State	A	W-OT	71-69
2/7	* Santa Clara	A	L	69-84
2/13	* Santa Clara	H	W	90-72
2/14	* San Jose State	H	W	68-52
2/20	* San Francisco	A	W	62-53
2/21	* Saint Mary's	A	L	75-78
2/25	Arizona State	A	L	78-112
2/28	* San Francisco	H	W	83-63
3/3	* Loyola Marymount	H	W	78-55

Poinsetta Tournament (San Diego, Calif.)

* West Coast Conference game

1959-60

Record: 14-11 (H: 7-1, A: 6-8, N: 1-2)

WCC: 8-4 (3rd) (H: 6-0, A: 2-4)

Head Coach: Robert Dowell

12/1	U.S. International	H	W	60-45
12/2	Loyola Marymount	A	L	66-87
12/5	Toledo	A	L	65-68
12/7	Kent State	A	W	84-80
12/9	Marshall	A	L	76-82
12/11	Wyoming	A	L	68-75
12/14	Regis	A	W	61-57
12/22	Redlands	A	W	80-69
12/28	# Santa Clara	N	L	63-85
12/29	# Seattle	N	L	66-67
12/30	# San Jose State	N	W	84-60

1/8	* Santa Clara	H	W	59-48
1/9	* San Francisco	H	W	59-55
1/12	* Loyola Marymount	H	W	70-60
2/1	* Pacific	A	W	69-68
2/3	* Saint Mary's	A	L	69-74
2/5	* San Francisco	A	L	69-72
2/8	San Diego State	H	L	71-74
2/12	* San Jose State	H	W	62-58
2/13	San Diego State	A	W	63-58
2/19	* San Jose State	A	W-OT	72-70
2/20	* Santa Clara	A	L	74-80
2/26	* Pacific	H	W	73-66
2/27	* Saint Mary's	H	W	70-55
3/1	* Loyola Marymount	A	L	60-76

* West Coast Conference game

WCC Tournament (San Francisco, Calif.)

1960-61

Record: 9-16 (H: 6-6, A: 2-9, N: 1-1)

WCC: 3-9 (6th) (H: 2-4, A: 1-5)

Head Coach: Robert Dowell

12/1	Seattle	H	L	51-81
12/3	San Diego State	H	W	77-60
12/8	Seattle	A	L	55-86
12/10	Portland	A	L	44-66
12/13	Long Beach State	A	L	62-72
12/17	Long Beach State	H	L	67-86
12/20	Redlands	H	W	74-72
12/26	# San Francisco	A	L	36-67
12/28	# Pacific	N	W	69-59
12/30	# Loyola Marymount	N	L	62-71
1/6	* San Francisco	H	L	60-72
1/7	* Saint Mary's	H	L	81-88
1/10	* Loyola Marymount	A	L	71-84
1/14	Cal State Northridge	H	W	76-73
1/21	San Diego State	A	W	50-48
1/28	Cal Poly Pomona	H	W-OT	75-71
2/1	* Saint Mary's	A	L	58-74
2/3	* Santa Clara	A	L	40-43
2/4	* San Jose State	A	L	46-68
2/6	* San Jose State	H	L	56-67
2/7	* Santa Clara	H	W	67-56
2/16	* San Francisco	A	L	40-66
2/18	* Pacific	A	W	59-53
3/4	* Pacific	H	W-OT	81-80
3/7	* Loyola Marymount	H	L	64-82

* West Coast Conference game

% City of Roses Tournament (Portland, Ore.)

WCC Tournament (San Francisco, Calif.)

1961-62

Record: 20-7 (H: 9-2, A: 9-2, N: 2-3)

WCC: 11-1 (1st) (H: 5-1, A: 6-0)

Head Coach: Robert Dowell

12/2	San Diego State	H	L	78-80
12/13	U.S. International	A	W	46-38
12/15	Whittier	A	W	77-58
12/18	Southwest Missouri State	H	W	68-63
12/22	Cal State Northridge	H	W	79-62
12/26	# Santa Clara	N	L	64-76
12/28	# Pacific	N	L	63-72
12/30	# San Francisco State	N	W	70-69
1/3	Redlands	H	W	97-70
1/4	Hawaii	H	W	74-52
1/12	* Santa Clara	H	W	63-44
1/13	* San Francisco	H	W	62-60
1/16	* Loyola Marymount	H	L	54-64
1/19	Seattle	A	L	66-83
1/20	Seattle	A	L	59-74
2/2	San Diego State	A	W	64-58
2/7	* Pacific	A	W	79-45
2/9	* San Jose State	A	W	2-0
2/10	* Santa Clara	A	W	57-51
2/16	* San Jose State	H	W	71-53
2/17	* Pacific	H	W	74-53
2/23	* Saint Mary's	H	W	77-51
3/2	* San Francisco	A	W	69-57

3/3	* Saint Mary's	A	W	81-76
3/10	* Loyola Marymount	A	W	68-59
3/16	\$ Oregon State	N	L	67-69
3/17	\$ Utah State	N	W	75-71

* West Coast Conference game

WCC Tournament (San Francisco, Calif.)

\$ NCAA Tournament (Provo, Utah)

1962-63

Record: 14-11 (H: 9-2, A: 3-8, N: 2-1)

WCC: 6-6 (T-4th) (H: 4-2, A: 2-4)

Head Coach: Robert Dowell

11/30	Cal State Northridge	A	W	69-59
12/1	Redlands	H	W	94-72
12/4	San Diego State	H	W	74-66
12/8	Arizona State	A	L	71-83
12/11	San Diego	H	W	82-66
12/15	Colorado (#8)	A	L	63-76
12/17	Colorado State	A	L	67-69
12/26	# San Jose State	N	L	54-64
12/27	# Pacific	N	W	101-71
12/28	# Loyola Marymount	N	W	92-57
1/5	* Santa Clara	H	L	74-75
1/7	* San Francisco	H	L	60-71
1/10	Hawaii	H	W	64-59
1/12	Hawaii	H	W	93-61
2/2	San Diego State	A	L	51-55
2/6	* Saint Mary's	A	L	69-84
2/8	* San Jose State	A	L	60-67
2/9	* San Francisco	A	L	75-101
2/14	* Pacific	H	W	76-72
2/16	* San Jose State	H	W	80-63
2/19	* Loyola Marymount	H	W	64-59
2/22	* Saint Mary's	H	W-OT	88-87
3/1	* Santa Clara	A	L	71-76
3/2	* Pacific	A	W	78-69
3/5	* Loyola Marymount	A	W	73-55

* West Coast Conference game

WCC Tournament (San Francisco, Calif.)

1963-64

Record: 6-19 (H: 5-6, A: 1-10, N: 0-3)

WCC: 3-9 (T-6th) (H: 2-4, A: 1-5)

Head Coach: Robert Dowell

11/30	San Diego State	H	W	79-65
12/7	Cal State Northridge	H	W	90-71
12/10	San Diego State	A	L	75-77
12/21	Pasadena College	H	W	92-76
12/26	# Santa Clara	N	L	69-82
12/27	# Pacific	N	L	60-74
12/28	# Loyola Marymount	N	L	60-76
1/4	* Loyola Marymount	H	L	76-78
1/10	UC Santa Barbara	H	L	58-60
1/11	* San Jose State	H	L	53-57
1/17	Cal State Los Angeles	A	L	89-104
1/18	Cal State Los Angeles	H	L	88-103
1/27	Seattle	A	L	77-100
1/28	Portland	A	L	68-85
2/1	* Loyola Marymount	A	L	91-95
2/7	* Saint Mary's	A	L	56-70
2/8	* Pacific	A	L	68-101
2/14	* San Francisco	H	L	68-103
2/15	* Santa Clara	H	W-OT	80-75
2/20	UC Santa Barbara	A	L	85-87
2/22	* San Jose State	A	W	55-54
2/28	* Saint Mary's	H	L	67-75
2/29	* Pacific	H	W	86-72
3/6	* San Francisco	A	L	58-80
3/7	* Santa Clara	A	L	78-98

* West Coast Conference game

WCC Tournament (San Francisco, Calif.)

GAME-BY-GAME RESULTS

1964-65

Record: 6-19 (H: 4-6, A: 1-9, N: 1-4)
WCC: 3-11 (7th) (H: 2-5, A: 1-6)

Head Coach: Robert Dowell

12/1	San Diego	A	L	78-83
12/4	Arizona	A	L	49-78
12/5	Arizona State	A	L	69-92
12/11	# Gonzaga	N	L	70-93
12/12	# Redlands	N	W	62-46
12/19	Northern Colorado	H	W	85-80
12/28	\$ San Francisco (#5)	N	L	64-103
12/29	\$ Saint Mary's	N	L	69-72
12/30	\$ UC Santa Barbara	N	L	80-109
1/8	* Saint Mary's	A	L	52-55
1/9	* Pacific	A	L	71-95
1/23	San Diego	H	W	96-71
1/30	* Loyola Marymount	H	L	79-89
2/1	Memphis State	H	L	90-115
2/5	* UC Santa Barbara	H	L	65-76
2/6	* San Jose State	H	W	71-56
2/12	* San Francisco	A	L	69-92
2/13	* Santa Clara	A	L	75-84
2/19	* Saint Mary's	H	L	55-68
2/20	* Pacific	H	W	69-64
2/23	* Loyola Marymount	A	W	78-71
2/25	* UC Santa Barbara	A	L	63-79
2/27	* San Jose State	A	L	68-82
3/5	* San Francisco	H	L	75-100
3/6	* Santa Clara	H	L	94-104

* West Coast Conference game
 # Portland Tournament (Portland, Ore.)
 \$ WCC Tournament (San Jose, Calif.)

1965-66

Record: 2-24 (H: 2-8, A: 0-13, N: 0-3)
WCC: 1-13 (8th) (H: 1-6, A: 0-7)

Head Coach: Robert Dowell

12/2	Iowa	A	L	50-111
12/4	Loyola-New Orleans	A	L	70-85
12/6	Memphis State	A	L	66-85
12/8	St. Louis	A	L	71-101
12/18	San Diego	A	L	59-71
12/21	Pasadena College	H	W	97-95
12/27	# Pacific	N	L	78-100
12/28	# Santa Clara	N	L	70-112
12/29	# Loyola Marymount	N	L	80-108
1/8	* Loyola Marymount	A	L	75-82
1/14	* Santa Clara	A	L	79-88
1/15	* San Francisco	A	L	59-100
1/21	Cal State Los Angeles	A	L	81-88
1/22	Cal State Los Angeles	H	L	86-102
1/28	San Diego	H	L	81-83
2/4	* Pacific	H	L	84-97
2/5	* Saint Mary's	H	L	74-77
2/11	* San Jose State	H	L	79-101
2/12	* UC Santa Barbara	H	W	98-89
2/18	* Pacific	A	L	76-102
2/19	* Saint Mary's	A	L	88-104
2/22	* Loyola Marymount	H	L	74-93
2/24	* San Jose State	A	L	83-90
2/26	* UC Santa Barbara	A	L	81-84
3/4	* Santa Clara	H	L	81-101
3/5	* San Francisco	H	L	65-91

* West Coast Conference game
 # WCC Tournament (San Jose, Calif.)

1966-67

Record: 9-17 (H: 6-6, A: 2-10, N: 1-1)
WCC: 5-9 (6th) (H: 3-4, A: 2-5)

Head Coach: Robert Dowell

12/1	Utah	A	L	64-115
12/2	Utah State	A	L	61-75
12/3	Weber State	A	L	96-104
12/9	San Diego	H	L	70-84
12/16	Adams State	H	W	116-87
12/23	Graceland College	H	W	117-89
12/28	# San Francisco	A	L	71-86
12/29	# San Jose State	N	L	88-94
12/30	# Saint Mary's	N	W	95-81
1/2	Loyola-New Orleans	H	L	70-72

1/6	* Loyola Marymount	A	L	76-94
1/12	* UC Santa Barbara	A	L	71-82
1/14	* San Jose State	A	W	98-91
1/20	Southern Calif. College	H	W	119-74
1/28	San Diego	A	L	86-92
2/3	* Saint Mary's	H	W	87-72
2/4	* Pacific	H	L	81-82
2/10	* San Francisco	A	L	73-79
2/11	* Santa Clara	A	L	74-105
2/17	* Loyola Marymount	H	L	82-90
2/24	* Saint Mary's	A	W	76-73
2/25	* Pacific	A	L	67-94
3/3	* Santa Clara	H	L	79-102
3/4	* San Francisco	H	W	90-73
3/10	* San Jose State	H	W	102-99
3/11	* UC Santa Barbara	H	L	97-102

* West Coast Conference game
 # WCC Tournament (San Francisco, Calif.)

1967-68

Record: 9-17 (H: 9-5, A: 0-10, N: 0-2)
WCC: 2-12 (8th) (H: 2-5, A: 0-7)

Head Coach: Robert Dowell

12/1	Southwest Missouri State	H	W	70-69
12/2	San Diego	H	W	81-78
12/4	Arizona State	A	L	83-101
12/6	New Mexico	A	L	58-93
12/22	Portland State	H	W	103-86
12/28	# Southwestern Louisiana	N	L	72-94
12/29	# Indiana State	N	L	81-88
1/2	St. Martin's	H	W	102-85
1/6	Taylor University	H	W	112-107
1/12	* Santa Clara	H	L	80-102
1/13	* San Francisco	H	L	62-73
1/16	San Diego	A	L	51-61
1/20	Cal Lutheran	H	W	96-82
1/22	Puget Sound	H	W	106-87
1/27	* Loyola Marymount	A	L	79-85
2/2	* Pacific	A	L	74-90
2/3	* Saint Mary's	A	L	67-85
2/9	* UC Santa Barbara	H	L	92-100
2/10	* San Jose State	H	L	83-101
2/17	* Loyola Marymount	H	L	69-91
2/23	* Saint Mary's	H	W	82-71
2/24	* Pacific	H	W	95-86
2/29	* San Jose State	A	L	81-105
3/2	* UC Santa Barbara	A	L	90-94
3/8	* Santa Clara	A	L	66-94
3/9	* San Francisco	A	L	80-86

* West Coast Conference game
 # Golden Spike Tournament (Ogden, Utah)

1968-69

Record: 14-12 (H: 9-4, A: 4-8, N: 1-0)
WCC: 6-8 (5th) (H: 3-4, A: 3-4)

Head Coach: Gary Colson

11/30	Lamar	A	L	64-65
12/2	Houston (#8)	A	L	60-80
12/6	# Idaho State	N	W	58-47
12/7	# Weber State	A	L	46-73
12/10	Whittier College	H	W	63-61
12/13	Cal State Northridge	A	L	73-85
12/14	UC Riverside	H	W	70-53
1/4	* Loyola Marymount	A	L	58-71
1/6	Trinity	H	W	67-66
1/10	* San Jose State	H	L	68-74
1/11	* UC Santa Barbara	H	L	57-76
1/14	St. Joseph's (Ind.)	H	W	83-71
1/17	* Saint Mary's	A	W	89-74
1/18	* Pacific	A	L	62-73
1/25	Sacramento State	H	W	83-58
1/31	San Diego	A	W	62-54
2/7	* San Francisco	A	W	71-64
2/8	* Santa Clara (#3)	A	L	60-88
2/15	* Loyola Marymount	H	W	69-64
2/21	* Pacific	H	W	66-64
2/22	* Saint Mary's	H	W	56-53
2/25	San Diego	H	W	82-68
2/28	* Santa Clara (#4)	H	L	52-62
3/1	* San Francisco	H	L	53-79

3/6	* UC Santa Barbara	A	W	73-71
3/8	* San Jose State	A	L	60-92

* West Coast Conference game
 # Golden Spike Tournament (Ogden, Utah)

1969-70

Record: 14-12 (H: 10-3, A: 4-9, N: 0-0)
WCC: 7-7 (T-5th) (H: 5-2, A: 2-5)

Head Coach: Gary Colson

12/1	Utah State	A	L	82-113
12/6	Northern Arizona	H	W	89-75
12/11	San Diego	H	W	97-78
12/13	Miami (Fla.)	H	W-OT	93-90
12/20	MacMurray College	H	W	103-78
12/27	Butler	A	L	85-92
12/29	Indiana State	A	W	75-74
12/30	Bradley	A	L	74-91
1/2	Florida State	H	L	83-121
1/5	Trinity (Texas)	A	L	60-71
1/8	* Saint Mary's	H	W	62-61
1/10	* Pacific	H	L	60-101
1/17	* Loyola Marymount	A	L	72-77
1/20	* UNLV	A	L	83-73
1/24	Cal State Northridge	H	W	82-75
1/31	* Loyola Marymount	H	W	88-72
2/5	* San Francisco	A	L	68-84
2/7	* Santa Clara	A	L	72-105
2/13	* UNLV	A	L	82-86
2/14	* Nevada	H	W	91-84
2/19	* Saint Mary's	A	W	80-71
2/21	* Pacific	A	L	55-83
2/26	* San Francisco	H	W	79-72
2/28	* Santa Clara	H	L	70-87
3/2	San Diego	A	W	70-67
3/7	* Nevada	A	W	93-79

* West Coast Conference game

1970-71

Record: 12-13 (H: 8-6, A: 3-7, N: 1-0)
WCC: 4-10 (T-6th) (H: 2-5, A: 2-5)

Head Coach: Gary Colson

12/1	San Diego	H	W	83-78
12/12	North Dakota State	H	W	83-64
12/19	Idaho State	H	W	95-87
12/22	New York University	H	W	86-84
1/2	Florida State	A	L	82-101
1/4	# Trinity	N	W	86-69
1/5	# South Alabama	A	L	68-74
1/7	* Nevada	A	W	99-68
1/9	* UNLV	A	L	64-81
1/12	Hawaii	H	L	88-103
1/14	* Santa Clara	H	L	66-91
1/16	* San Francisco	H	L	69-72
1/22	Chico State	H	W	78-62
1/25	Rhode Island	H	W	90-89
1/30	* Loyola Marymount	H	L	65-73
2/4	* Pacific	A	L	55-80
2/6	* Saint Mary's	A	W	82-79
2/11	* Nevada	H	W	53-52
2/13	* UNLV	H	W	89-80
2/18	* Santa Clara	A	L	75-82
2/20	* San Francisco	A	L	59-70
2/25	* Pacific	H	L	63-68
2/27	* Saint Mary's	H	L	78-79
3/2	San Diego	A	W	98-80
3/6	* Loyola Marymount	A	L	66-77

* West Coast Conference game
 # Senior Bowl Classic (Mobile, Ala.)

GAME-BY-GAME RESULTS

1971-72

Record: 10-15 (H: 6-7, A: 3-8, N: 1-0)
WCC: 5-9 (6th) (H: 2-5, A: 3-4)

Head Coach: Gary Colson

12/2	Quincy College	H	W	98-85
12/6	Samford	H	W	96-82
12/18	South Alabama	H	W	97-73
12/22	Evansville	A	L	85-102
12/28	# New Mexico State	A	L	82-89
12/29	# Portland	N	W	73-71
12/31	Seton Hall	H	L	63-66
1/3	Temple	H	L	78-83
1/6	* Seattle	H	L	95-103
1/8	* Saint Mary's	H	W	102-81
1/13	* UNLV	A	L	83-92
1/15	* Nevada	H	W	92-70
1/21	Hawaii	A	L	85-94
1/22	Hawaii	A	L	88-125
1/29	* Loyola Marymount	A	W	86-82
2/3	* San Francisco	A	L	81-97
2/5	* Santa Clara	A	L	85-106
2/12	* Loyola Marymount	H	L	105-107
2/14	Southern Mississippi	H	W	71-68
2/17	* San Francisco	H	L	75-82
2/19	* Santa Clara	H	L	84-111
2/24	* UNLV	H	L	68-70
2/26	* Nevada	A	W	89-88
3/2	* Saint Mary's	A	W	forfeit
3/4	* Seattle	A	L	88-106

* West Coast Conference game
 # Roadrunner Invitational (Las Cruces, N.M.)

1972-73

Overall: 14-11 (H: 11-2, A: 2-8, N: 1-1)
WCC: 7-7 (T-3rd) (H: 6-1, A: 1-6)

Head Coach: Gary Colson

11/25	Doane College	H	W	101-90
11/30	Whittier College	H	W	88-73
12/7	Cal State Hayward	H	W	87-57
12/19	John Brown	H	L	66-74
12/23	Pittsburgh	H	W	80-73
12/28	# Clemson	A	L	65-80
12/29	# Texas	N	L	81-96
1/2	Drury College	H	W	107-75
1/4	* UNLV	H	W	83-81
1/6	* Nevada	H	W	110-94
1/11	* Santa Clara	A	L	77-86
1/13	* San Francisco (#12)	A	L	84-104
	Chaminade	A	W	104-97
1/25	\$ Grambling	N	W	72-70
1/27	\$ Cal State Los Angeles	A	L	80-87
2/1	* Seattle	H	W	97-85
2/3	* Saint Mary's	H	W	112-91
2/6	* Loyola Marymount	A	L	91-103
2/10	* Loyola Marymount	H	W	85-80
2/15	* UNLV	A	L	73-75
2/17	* Nevada	A	L	93-101
2/22	* Saint Mary's	A	L	82-83
2/24	* Seattle	A	W	85-72
3/1	* Santa Clara	H	W	89-85
3/4	* San Francisco	H	L	71-96

* West Coast Conference game
 # Poinsettia Classic (Greenville, S.C.)
 \$ Cal State L.A. Invitational (Los Angeles, Calif.)

1973-74

Overall: 8-18 (H: 5-10, A: 3-8, N: 0-0)
WCC: 4-10 (T-6th) (H: 1-6, A: 3-4)

Head Coach: Gary Colson

11/30	Pacific	H	L	50-52
12/6	Cal State Los Angeles	H	L	61-63
12/8	Evansville	A	L	58-87
12/10	Dayton	A	L	61-69
12/15	Pacific	A	L-OT	63-70
12/20	Chicago State	H	W	102-69
12/21	Moorhead State	H	L	61-64
12/29	Portland	H	W	70-49
1/2	Purdue-Calumet	H	W	75-38
1/4	Oral Roberts	H	L	74-87

1/7	Bethany (Okla.)	H	W	54-48
1/11	* San Francisco	H	L	59-73
1/12	* Santa Clara	H	L	46-48
1/18	* Saint Mary's	A	W	75-71
1/19	* Seattle	A	L	57-74
1/31	* Nevada	A	W	74-57
2/5	* Loyola Marymount	H	L	49-50
2/9	Oral Roberts (#19)	A	L	71-98
2/12	* Loyola Marymount	A	L	59-62
2/15	* Seattle	H	L-OT	71-72
2/16	* Saint Mary's	H	W	72-67
2/22	* Santa Clara	A	W	63-58
2/23	* San Francisco	A	L	55-68
2/28	* UNLV	H	L	63-72
3/2	* Nevada	H	L	72-75
3/4	* UNLV	A	L	66-80

* West Coast Conference game

1974-75

Overall: 17-8 (H: 11-4, A: 6-4, N: 0-0)
WCC: 8-6 (3rd) (H: 4-3, A: 4-3)

Head Coach: Gary Colson

11/29	# Missouri Western State	H	W	101-86
11/30	# Southwest Missouri State	H	W	97-71
12/3	Hastings College	H	W	98-91
12/17	Buffalo State	H	W	99-70
12/21	Memphis State (#11)	H	L-OT	108-111
12/23	Moorhead State	H	W	105-75
12/28	Cincinnati	A	L	88-107
1/4	Dayton	H	W	80-79
1/6	Grace College	H	W	97-77
1/10	* Nevada	H	W	91-76
1/11	* UNLV	A	L	82-94
1/16	* Saint Mary's	A	W	73-71
1/18	* Seattle	A	W	69-67
1/22	Hawaii-Hilo	A	W	81-79
1/27	* Loyola Marymount	H	L	79-90
1/30	* Santa Clara	A	W-OT	79-78
1/31	* San Francisco	A	L	89-97
2/8	* Loyola Marymount	A	L	71-83
2/14	* Seattle	H	W	88-75
2/15	* Saint Mary's	H	L	70-72
2/19	* UNLV	A	L	86-123
2/20	* Nevada	A	W	86-76
2/25	Cal State Los Angeles	A	W	84-82
2/28	* Santa Clara	H	W-OT	67-65
3/1	* San Francisco	H	W	97-94

* West Coast Conference game
 # Malibu Classic (Malibu, Calif.)

1975-76

Overall: 22-6 (H: 17-1, A: 4-5, N: 1-0)
WCC: 10-2 (1st) (H: 6-0, A: 4-2)

Head Coach: Gary Colson

11/29	Hastings College	H	W	96-71
12/2	Doane College	H	W	87-55
12/5	# Southern	H	W	83-77
12/6	# Humboldt State	H	W	70-57
12/12	Northern Arizona	H	W	91-75
12/13	Mount Marty	H	W	101-61
12/19	Chicago State	H	W	2-0
12/20	Portland	H	W	101-53
12/23	Cincinnati (#6)	H	L	74-76
12/31	Memphis State	A	L	82-90
1/3	Spring Arbor	H	W	84-50
1/5	Nebraska-Omaha	H	W	88-72
1/9	* San Francisco (#20)	H	W	75-65
1/10	* Santa Clara	H	W	42-38
1/16	* Nevada	A	W	89-84
1/17	* Saint Mary's	A	W	68-60
1/23	* Seattle	A	L	64-82
1/30	UNLV (#3)	A	L	101-118
2/3	* Loyola Marymount	A	L	67-70
2/6	UNLV (#3)	H	W	93-91
2/10	* Loyola Marymount	H	W	87-70
2/14	* Seattle	H	W	78-73ot
2/20	* Nevada	H	W	83-66
2/21	* Saint Mary's	H	W	112-76
2/28	* Santa Clara	A	W-OT2	91-88

3/6	* San Francisco	A	W-OT	85-84
3/13	& Memphis State	N	W	87-77
3/18	% UCLA (#5)	A	L	61-70

* West Coast Conference game
 # Malibu Classic (Malibu, Calif.)
 & NCAA West Regional (Tucson, Ariz.)
 % NCAA West Regional (Los Angeles, Calif./UCLA)

1976-77

Overall: 13-13 (H: 10-4, A: 2-9, N: 1-0)
WCC: 5-9 (6th) (H: 4-3, A: 1-6)

Head Coach: Gary Colson

11/29	UC Riverside	H	W	79-62
12/4	North Dakota	H	W	82-78
12/10	# Azusa Pacific	H	W	83-62
12/11	# South Alabama	H	W	73-64
12/20	Washington State	A	W	71-67
12/22	Oregon	A	L	55-67
12/27	\$ Nevada	A	L	68-78
12/28	\$ Idaho	N	W	95-88
12/30	St. Xavier	H	W	93-80
1/4	Calvin College	H	W	92-74
1/7	* Nevada	H	L-OT4	73-77
1/8	* Saint Mary's	H	W	76-74
1/14	* San Francisco (#1)	A	L	72-107
1/15	* Santa Clara	A	L	70-74
1/20	* Loyola Marymount	H	W	69-57
1/22	UNLV (#7)	A	L	80-85
1/28	* Loyola Marymount	A	L	58-62
2/4	* Portland	H	W	89-83
2/5	* Seattle	H	W	93-82
2/10	* Seattle	A	L	62-77
2/12	* Portland	A	L	91-102
2/17	* Santa Clara	H	L	81-89
2/19	* San Francisco (#1)	H	L	73-81
2/24	* Saint Mary's	A	W-OT	91-89
2/26	* Nevada	A	L	83-101
3/5	UNLV (#5)	H	L	94-117

* West Coast Conference game
 # Malibu Classic (Malibu, Calif.)
 \$ Wolf Pack Classic (Reno, Nev.)

1977-78

Overall: 7-19 (H: 6-8, A: 0-11, N: 1-0)
WCC: 2-12 (8th) (H: 2-5, A: 0-7)

Head Coach: Gary Colson

11/26	Missouri Western State	H	W	51-42
11/29	UNLV (#10)	H	L	75-78
12/5	UNLV (#10)	A	L	90-117
12/9	# Texas-Arlington	H	W-OT2	89-88
12/10	# Loyola Marymount	H	W-OT	79-76
12/15	UC Riverside	A	L	59-66
12/20	Washington State	H	L	62-75
12/23	Arizona	A	L	65-110
12/28	\$ Middle Tennessee State	N	W	68-61
12/29	\$ South Alabama	A	L	64-82
1/5	* Seattle	A	L	83-95
1/7	* Portland	A	L	69-79
1/13	* Saint Mary's	H	L	82-85
1/14	* Nevada	H	L	50-83
1/20	* Loyola Marymount	A	L	71-75
1/21	Portland State	H	W	77-75
1/24	North Texas State	H	L	77-93
1/27	* Loyola Marymount	H	W	60-58
2/2	* Nevada	A	L	50-60
2/4	* Saint Mary's	A	L	67-71
2/10	* San Francisco	H	L	73-85
2/11	* Santa Clara	H	L	64-72
2/17	* Santa Clara	A	L	53-62
2/18	* San Francisco	A	L	56-89
2/24	* Seattle	H	L	76-84
2/25	* Portland	H	W	70-69

* West Coast Conference game
 # Malibu Classic (Malibu, Calif.)
 \$ Senior Bowl Tournament (Mobile, Ala.)

GAME-BY-GAME RESULTS

1978-79

Overall: 22-10 (H: 14-2, A: 4-7, N: 4-1)
WCC: 10-4 (2nd) (H: 6-1, A: 4-3)

Head Coach: Gary Colson

11/24 #	Indiana (#10)	N	W	59-58
11/25 #	North Carolina State (#12)	N	L	62-91
11/26 #	Lamar	N	W	75-74
11/29	Idaho State	H	W	88-66
12/1	UC Santa Barbara	H	W	115-80
12/4	Oregon	H	W	73-68
12/8 §	Southwestern Louisiana	A	L	90-119
12/9 §	McNeese State	N	W	81-69
12/12	Oklahoma	A	L	66-92
12/15 E	Portland State	H	W	99-64
12/16 E	Cal State Fullerton	H	L	65-67
12/20	Illinois Wesleyan	H	W	62-51
12/27	St. Xavier	H	W	93-72
1/2	Harvard	H	W	95-63
1/5 *	Santa Clara	H	W	91-72
1/6 *	San Francisco	H	L	74-91
1/11 *	Saint Mary's	A	W	65-61
1/13 *	Nevada	A	W	84-68
1/19 *	Loyola Marymount	H	W	74-65
1/23	UC Santa Barbara	A	L	56-64
1/26 *	Loyola Marymount	A	W	104-71
2/2 *	Nevada	H	W	85-78
2/3 *	Saint Mary's	H	W	77-73
2/9 *	Seattle	H	W	98-83
2/10 *	Portland	H	W	91-74
2/15 *	Portland	A	W	78-69
2/17 *	Seattle	A	L	79-91
2/23 *	San Francisco	A	L	69-72
2/24 *	Santa Clara	A	L	74-85
2/26	Centenary	H	W	104-86
3/9	& Utah	N	W-OT	92-88
3/11	& UCLA (#2)	A	L	71-76

* West Coast Conference game
Seawolf Classic (Anchorage, Alaska)
§ Bayou Classic (Lafayette, La.)
E Malibu Classic (Malibu, Calif.)
& NCAA West Regional (Los Angeles, Calif./UCLA)

1979-80

Overall: 17-11 (H: 9-4, A: 6-6, N: 2-1)
WCC: 9-7 (T-5th) (H: 6-2, A: 3-5)

Head Coach: Jim Harrick

12/1	Idaho	A	L	72-78
12/3	Idaho State	A	W	85-72
12/7 #	Montana State	H	L	73-76
12/8 #	Idaho	H	L	72-77
12/10	Southwest Texas State	H	W	87-77
12/14	Long Beach State	A	W	95-94
12/15	North Texas State	A	W	77-75
12/19	Oklahoma	H	W	87-71
12/21 §	Arkansas-Little Rock	N	W	92-85
12/22 §	UC Irvine	N	W	68-55
12/27	Kansas	H	W	96-89
1/4 *	Santa Clara	A	L	101-103
1/5 *	Saint Mary's	A	L-OT	87-89
1/12 *	Loyola Marymount	H	W	88-74
1/18 *	San Francisco	H	L	80-85
1/19 *	San Diego	H	L	63-70
1/27 *	Gonzaga	A	L	70-79
2/1	* Seattle	H	W	89-83
2/2	* Portland	H	W	87-80
2/7	* San Diego	A	W	70-67
2/9	* San Francisco	A	L	79-92
2/12	* Loyola Marymount	A	L	84-85
2/15	* Gonzaga	H	W	76-75
2/22	* Seattle	A	W	96-81
2/24	* Portland	A	W-OT	71-64
2/29	* Saint Mary's	H	W	90-72
3/1	* Santa Clara	H	W	98-92
3/4	% Long Beach State	N	L	87-104

* West Coast Conference game
Malibu Classic (Malibu, Calif.)
§ Raindrop Classic (Portland, Ore.)
% National Invitation Tournament (Anaheim, Calif.)

1980-81

Overall: 16-12 (H: 9-3, A: 6-8, N: 1-1)
WCC: 11-3 (T-1st) (H: 6-1, A: 5-2)

Head Coach: Jim Harrick

11/28	Hastings College	H	W	118-90
12/1	Kansas	A	L	67-81
12/3	Northern Arizona	A	W	85-79
12/6	Oregon State (#6)	H	L	76-82
12/8	Illinois State	H	L	72-84
12/13	UCLA (#3)	A	L	63-81
12/16	Houston	A	L	81-94
12/20	Indiana State	A	L	73-83
12/22	Illinois State	A	L	64-74
12/29 #	Northwestern Louisiana	N	W	87-77
12/30 #	Evansville	A	L	77-86
1/6	Azusa Pacific	H	W	109-73
1/10	Long Beach State	H	W	73-71
1/16 *	San Diego	H	W	83-50
1/17 *	Santa Clara	H	W	91-82
1/22 *	Gonzaga	A	W-OT2	81-76
1/24 *	Portland	A	L	79-81
1/30 *	Saint Mary's	A	W	76-75
1/31 *	San Francisco	A	L	81-85
2/7	* Loyola Marymount	H	W	106-89
2/13 *	San Francisco	H	W-OT	102-99
2/14 *	Saint Mary's	H	W	98-91
2/20 *	Portland	H	L	76-78
2/21 *	Gonzaga	H	W	56-54
2/26 *	Santa Clara	A	W	89-78
2/28 *	San Diego	A	W	64-63
3/7	* Loyola Marymount	A	W	92-86
3/9	% San Francisco	N	L	82-96

* West Coast Conference game
Evansville Tournament (Evansville, Ind.)
% WCC Playoff Game (Santa Clara, Calif.)

1981-82

Overall: 22-7 (H: 13-1, A: 7-4, N: 2-2)
WCC: 14-0 (1st) (H: 7-0, A: 7-0)

Head Coach: Jim Harrick

11/28	UCLA (#2)	A	L	69-76
11/30	Northern Arizona	H	W	88-67
12/4	# Cincinnati	N	L	72-73
12/5	# District of Columbia	N	W	72-71
12/12	Oregon State (#19)	A	L	69-84
12/18 §	Texas-Arlington	H	W	102-97
12/19 §	Evansville	H	L	69-77
12/23	Rice	H	W	77-64
12/30	St. Mary's (Texas)	H	W	76-64
1/2	Northland College	H	W	110-59
1/5	Cal State Fullerton	H	W	95-76
1/7	Fresno State	A	L	46-63
1/9	Long Beach State	A	L	78-80
1/15 *	San Francisco (#7)	H	W	102-91
1/16 *	Santa Clara	H	W	77-73
1/22 *	Saint Mary's	H	W-OT2	94-91
1/23 *	San Diego	H	W	80-69
1/30 *	Loyola Marymount	H	W	92-79
2/4	* Portland	A	W	76-58
2/6	* Gonzaga	A	W-OT	76-67
2/12	* Gonzaga	H	W	73-59
2/13	* Portland	H	W	79-64
2/18	* San Diego	A	W	63-61
2/20 *	Saint Mary's	A	W	79-66
2/26	* Santa Clara	A	W-OT2	76-74
2/27	* San Francisco (#16)	A	W	106-100
3/4	* Loyola Marymount	A	W-OT	105-104
3/12	% Pittsburgh	N	W	99-88
3/14	% Oregon State (#4)	N	L	51-70

* West Coast Conference game
McDonald's Classic (Wichita, Kan.)
§ Malibu Classic (Malibu, Calif.)
% NCAA West Regional (Pullman, Wash.)

1982-83

Overall: 20-9 (H: 13-4, A: 7-4, N: 0-1)
WCC: 10-2 (1st) (H: 5-1, A: 5-1)

Head Coach: Jim Harrick

11/26	Southern Calif. College	H	W	103-77
11/30	Cal State Los Angeles	H	W	89-70
12/2	UC Santa Barbara	H	W	77-75
12/4 \$	UC Irvine	A	L	82-85
12/10 #	Seattle Pacific	H	W	90-83
12/11 #	Fresno State	H	L	56-65
12/16	Nevada	A	W	86-83
12/18	Montana State	A	W	79-56
12/21	Kent State	H	L	65-66
12/23	Texas Tech	H	W	93-85
12/27	Houston (#19)	H	L	92-93
12/30	Long Beach State	H	W	105-90
1/3	Bethany Nazarene	H	W	102-80
1/4	Cal State Fullerton	A	L	74-85
1/8	DePaul	A	L	73-78
1/15	U.S. International	H	W	92-70
1/21 *	Gonzaga	H	L	68-69
1/22 *	Portland	H	W	83-70
1/29 *	San Diego	A	W	61-58
2/4	* Santa Clara	H	W	67-62
2/5	* Saint Mary's	H	W	76-67
2/12 *	Loyola Marymount	A	W	101-92
2/18 *	Saint Mary's	A	W	66-59
2/19 *	Santa Clara	A	L	68-79
2/25 *	San Diego	H	W	82-69
3/3	* Portland	A	W	78-69
3/5	* Gonzaga	A	W	68-58
3/10	* Loyola Marymount	H	W	99-91
3/18	% North Carolina State (#16)	N	L-OT2	67-69

* West Coast Conference game
\$ at Anaheim, Calif.
Malibu Classic (Malibu, Calif.)
% NCAA West Regional (Corvallis, Ore.)

1983-84

Overall: 15-13 (H: 10-5, A: 5-7, N: 0-1)
WCC: 6-6 (T-4th) (H: 3-3, A: 3-3)

Head Coach: Jim Harrick

11/30	UC Irvine	H	W	83-81
12/2	# Abilene Christian	H	W	85-79
12/3	# Hofstra	H	W	90-80
12/8	Wichita State (#14)	H	W-OT	67-66
12/10	Texas Tech	A	L	64-82
12/16 §	Georgia Tech	N	L	56-67
12/17 §	Pacific	A	W	71-65
12/20	Nevada	H	L-OT	77-78
12/23	Cal State Fullerton	H	W	66-65
12/27	Tulsa	A	L	70-102
12/30	Evansville	H	W	89-81
1/2	Long Beach State	A	W	78-64
1/5	DePaul (#3)	H	L	73-81
1/7	Northern Arizona	A	L	54-61
1/9	Colorado	A	L	57-74
1/12	Missouri-Kansas City	H	W	84-73
1/19 *	Santa Clara	A	L	63-77
1/26 *	Gonzaga	A	W	57-56
1/28 *	Portland	A	W	92-82
2/3	* Saint Mary's	H	L	68-76
2/4	* San Diego	H	W	67-64
2/11	* Loyola Marymount	H	L	79-81
2/16	* San Diego	A	L	55-56
2/18	* Saint Mary's	A	L	68-81
2/24	* Portland	H	W-OT	77-68
2/25	* Gonzaga	H	W	69-62
3/3	* Santa Clara	H	L	56-62
3/8	* Loyola Marymount	A	W	76-70

* West Coast Conference game
Malibu Classic (Malibu, Calif.)
§ Casaba Club Classic (Stockton, Calif.)

GAME-BY-GAME RESULTS

1984-85

Overall: 13-0-9 (H: 13-0, A: 9-7, N: 1-2)
WCC: 21-1 (1st) (H: 6-0, A: 5-1)

Head Coach: Jim Harrick

11/23	Hawaii	A	L	78-79
11/24	BYU-Hawaii	A	W	62-58
11/25	Hawaii Pacific	A	W	76-72
11/27	Long Beach State	H	W	81-64
12/1	Wichita State	A	W	83-81
12/3	Abilene Christian	A	L	89-93
12/6	Missouri-St. Louis	H	W	95-77
12/15	Nevada	A	L	89-94
12/17	UC Santa Barbara	A	W	65-63
12/20	UC Irvine	A	L	91-92
12/22	Cal State Fullerton	A	L	75-81
12/28	# Temple	N	L	66-71
12/29	# Baylor	N	W	86-83
1/3	Northern Arizona	H	W	82-65
1/5	Fordham	H	W	76-71
1/8	Colorado	H	W	90-64
1/12	Southwest Texas State	H	W	87-70
1/17	* Loyola Marymount	A	W	77-62
1/19	* San Diego	A	W	60-50
1/24	* Santa Clara	A	W	53-52
1/26	* Saint Mary's	A	L	71-76
1/31	* Portland	H	W	76-75
2/2	* Gonzaga	H	W	59-55
2/5	U.S. International	H	W	75-56
2/9	DePaul (#18)	A	L	65-90
2/14	* Gonzaga	A	W	69-58
2/16	* Portland	A	W	80-60
2/21	* Saint Mary's	H	W	69-64
2/23	* Santa Clara	H	W	97-90
2/28	* San Diego	H	W	57-54
3/2	* Loyola Marymount	H	W	86-77
3/15	% Duke (#10)	N	L	62-75

* West Coast Conference game
Cowboy Shootout (Casper, Wyo.)
% NCAA Midwest Regional (Houston, Texas)

1985-86

Overall: 25-5 (H: 15-0, A: 8-3, N: 2-2)
WCC: 13-1 (1st) (H: 7-0, A: 6-1)

Head Coach: Jim Harrick

11/22	# Kansas (#5)	N	L	61-67
11/26	Washington State	H	W	84-76
11/27	St. Mary's (Texas)	H	W	69-60
12/2	Nevada	H	W	100-69
12/7	UC Irvine	H	W	81-72
12/13	§ Western Illinois	N	W	85-67
12/14	§ Brigham Young	A	W	83-73
12/20	E Southern Methodist	N	W-OT	75-68
12/21	E Kentucky (#13)	A	L	56-88
12/23	Evansville	A	W	62-61
12/28	Cal State Fullerton	H	W	67-64
12/30	Robert Morris	H	W	84-59
1/4	Northern Iowa	H	W	94-86
1/7	U.S. International	H	W	129-94
1/9	DePaul	A	L	57-70
1/16	* Gonzaga	A	W	79-67
1/18	* Portland	A	W	60-55
1/24	* San Francisco	H	W	78-66
1/25	* Santa Clara	H	W	64-60
1/30	* San Diego	A	L	64-69
2/1	* Saint Mary's	A	W	88-67
2/7	* Saint Mary's	H	W	105-64
2/8	* San Diego	H	W	61-60
2/15	* Loyola Marymount	A	W	79-64
2/21	* Portland	H	W	80-61
2/22	* Gonzaga	H	W	87-64
2/28	* Santa Clara	A	W	56-51
3/1	* San Francisco	A	W	85-64
3/5	* Loyola Marymount	H	W	87-82
3/14	% Maryland	N	L	64-69

* West Coast Conference game
NIT Season Tip-Off (Denver, Colo.)
§ BYU Cougar Classic (Provo, Utah)
E Kentucky Invitational (Lexington, Ky.)
% NCAA West Regional (Long Beach, Calif.)

1986-87

Overall: 12-18 (H: 8-5, A: 2-11, N: 2-2)
WCC: 5-9 (7th) (H: 4-3, A: 1-6)

Head Coach: Jim Harrick

11/29	Oklahoma State	H	W	79-61
12/1	McNeese State	H	W	87-70
12/6	UCLA	A	L	82-95
12/11	Long Beach State	H	L	77-86
12/13	Washington State	A	L	77-82
12/15	Nevada	A	L	88-95
12/17	Cal State Fullerton	A	L	60-80
12/20	UC Irvine	A	L	91-103
12/22	UC Santa Barbara	H	W	93-88
12/26	# South Florida	N	L	65-69
12/27	# Columbia	N	W	91-67
12/30	DePaul (#15)	H	L	75-92
1/9	* San Francisco	A	L	54-61
1/10	* Santa Clara	A	L	50-76
1/16	* Gonzaga	H	W	87-78
1/17	* Portland	H	L	57-69
1/20	Chicago State	H	W	75-72
1/24	* Loyola Marymount	H	W	94-83
1/29	* Saint Mary's	A	L	63-67
1/31	* San Diego	A	L	66-69
2/6	* San Diego	H	L	73-78
2/7	* Saint Mary's	H	W	65-49
2/12	* Portland	A	W	81-66
2/14	* Gonzaga	A	L	70-84
2/20	* Santa Clara	H	W	64-50
2/21	* San Francisco	H	L	77-78
2/25	* Loyola Marymount	A	L	78-98
2/28	% Gonzaga	A	W	76-73
3/6	% San Diego	N	W	64-63
3/7	% Santa Clara	N	L	65-77

* West Coast Conference game
First Bank Classic (Milwaukee, Wis.)
% WCC Tournament (Spokane/San Francisco)

1987-88

Overall: 17-13 (H: 11-2, A: 4-10, N: 2-1)
WCC: 8-6 (4th) (H: 6-1, A: 2-5)

Head Coach: Jim Harrick

11/28	DePaul (#20)	A	W-OT	84-76
12/1	UC Irvine	H	W	91-89
12/3	Nevada	H	W	97-91
12/6	Arizona (#9)	A	L	68-73
12/12	McNeese State	A	W	63-61
12/14	Oklahoma State	A	L	66-83
12/17	UC Santa Barbara	A	L	68-76
12/21	Cal State Fullerton	H	W	80-71
12/28	# Colorado State	N	W	66-62
12/29	# Tennessee	A	L	75-96
1/2	Connecticut	H	L	60-63
1/4	Marshall	H	W	99-90
1/7	Texas-Arlington	H	W	91-80
1/15	* Saint Mary's	H	W-OT	67-61
1/16	* San Diego	H	W	92-77
1/21	* Gonzaga	A	L	63-70
1/23	* Portland	A	W	91-81
1/29	* Portland	H	W	93-85
1/30	* Gonzaga	H	W	84-59
2/5	* Santa Clara	A	L	57-66
2/6	* San Francisco	A	W	94-91
2/12	* San Francisco	H	W	94-69
2/13	* Santa Clara	H	W-OT	95-86
2/17	* Loyola Marymount (#20)	H	L	95-107
2/20	* Loyola Marymount (#20)	A	L	127-142
2/25	* San Diego	A	L	74-76
2/27	* Saint Mary's	A	L	61-64
3/5	% Gonzaga	N	W	81-70
3/6	% Loyola Marymount (#18)	N	L	106-109
3/17	& New Mexico	A	L	75-86

* West Coast Conference game
Volunteer Classic (Knoxville, Tenn.)
% WCC Tournament (Santa Clara, Calif.)
& National Invitation Tournament (Albuquerque, N.M.)

1988-89

Overall: 20-13 (H: 10-3, A: 8-7, N: 2-3)
WCC: 10-4 (T-2nd) (H: 7-0, A: 3-4)

Head Coach: Tom Asbury

11/25	# Texas	N	L	79-82
11/27	# Montana State	N	L	78-81
12/1	Northern Arizona	H	W	96-61
12/3	Nevada	A	W	87-79
12/6	Cal State Fullerton	A	W	71-67
12/10	UC Irvine	A	W	102-76
12/15	UC Santa Barbara	H	L	70-73
12/17	Mississippi Valley State	H	W	87-77
12/18	Northeastern	H	W	96-91
12/21	Marshall	A	W	85-69
12/23	Connecticut	A	L	70-76
12/28	§ UNLV (#12)	A	L	56-88
12/30	§ Hartford	N	W	82-62
1/3	North Carolina (#6)	H	L	80-102
1/5	Boise State	H	L-OT	60-63
1/11	* Santa Clara	H	W	72-63
1/12	* San Francisco	H	W	71-53
1/20	* Portland	A	W	69-64
1/21	* Gonzaga	A	W	74-70
1/25	* Loyola Marymount	H	W	104-79
1/29	* Loyola Marymount	A	L	86-99
2/3	* San Diego	H	W	68-65
2/4	* Saint Mary's	H	W	65-60
2/10	* Saint Mary's	A	L	49-77
2/11	* San Diego	A	W	93-73
2/17	* Gonzaga	H	W	69-66
2/18	* Portland	H	W	86-68
2/24	* San Francisco	A	L	64-65
2/25	* Santa Clara	A	L	79-92
3/4	% San Diego	N	W	72-69
3/5	% Loyola Marymount	N	L	98-112
3/16	& New Mexico State	A	W	84-69
3/21	& New Mexico	A	L	69-86

* West Coast Conference game
Hawaii Tip-Off Tournament (Honolulu, Hawaii)
§ UNLV Holiday Classic (Las Vegas, Nev.)
% WCC Tournament (San Francisco, Calif.)
& National Invitation Tournament

1989-90

Overall: 17-11 (H: 10-2, A: 4-7, N: 3-2)
WCC: 10-4 (2nd) (H: 6-1, A: 4-3)

Head Coach: Tom Asbury

11/25	UC Santa Barbara	A	L	46-67
12/1	# Air Force	N	W	82-75
12/2	# Nebraska	A	L	100-104
12/5	UT-Chattanooga	H	W	96-82
12/16	Kansas (#2)	A	L	73-98
12/19	UC Irvine	H	W	81-71
12/22	Western Washington	H	W	99-71
12/27	§ Louisiana Tech	N	L	73-76
12/29	§ Boston University	N	L	61-64
12/30	§ Northeastern	N	W	105-79
1/2	Monmouth	H	L	54-56
1/3	Towson State	H	W	91-79
1/6	North Carolina	A	L	69-95
1/11	* San Diego	A	W	88-78
1/13	* Santa Clara	A	L	70-72
1/19	* Portland	H	L	88-90
1/20	* Gonzaga	H	W	68-67
1/25	* Gonzaga	A	W	74-69
1/27	* Portland	A	L	67-82
2/2	* Saint Mary's	H	W	88-64
2/3	* San Francisco	H	W	100-91
2/9	* Saint Mary's	A	W	81-68
2/10	* San Francisco	A	W	92-67
2/14	* Loyola Marymount (#19)	A	L	116-131
2/17	* Loyola Marymount (#19)	H	W	131-123
2/23	* Santa Clara	H	W	81-67
2/24	* San Diego	H	W	102-89
3/3	% Saint Mary's	N	W	94-83

* West Coast Conference game
Ameritas Classic (Lincoln, Neb.)
§ Far West Classic (Portland, Ore.)
% WCC Tournament (Los Angeles, Calif.)

GAME-BY-GAME RESULTS

1990-91

Overall: 13-2-9 (H: 10-4, A: 8-3, N: 4-2)
WCC: 23-1 (1st) (H: 6-1, A: 7-0)

Head Coach: Tom Asbury

11/23 #	Montana State	N	W	83-76
11/24 #	Fresno State	A	W	84-64
11/27	UC Santa Barbara	H	W	72-60
12/1	DePaul	H	L	64-85
12/3	Nebraska-Omaha	H	W	62-41
12/8	Cal State Fullerton	H	L-OT	66-69
12/13	Texas Tech	H	W	75-70
12/15	Boise State	A	L	56-66
12/19	UCLA (#5)	A	L	85-108
12/22	Jacksonville	H	W	75-69
12/27 §	Arizona (#4)	A	L	66-80
12/29 §	Temple	N	L	55-56
1/2	Kansas	H	L	62-88
1/11 *	San Diego	H	L	88-91
1/12 *	Santa Clara	H	W	67-61
1/16 *	Loyola Marymount	H	W	91-79
1/19 *	Loyola Marymount	A	W	101-95
1/25 *	San Francisco	A	W	84-67
1/26 *	Saint Mary's	A	W	79-78
2/1 *	Saint Mary's	H	W-OT2	82-78
2/2 *	San Francisco	H	W	72-57
2/7 *	Portland	A	W	87-74
2/9 *	Gonzaga	A	W	80-56
2/15 *	Gonzaga	H	W	84-56
2/16 *	Portland	H	W	81-58
2/21 *	Santa Clara	A	W	77-66
2/23 *	San Diego	A	W	75-69
3/2 %	Portland	N	W	97-62
3/3 %	San Francisco	N	W	65-56
3/4 %	Saint Mary's	N	W-OT	71-68
3/14 &	Seton Hall (#13)	N	L	51-71

* West Coast Conference game
Coors Light Classic (Fresno, Calif.)
§ Fiesta Bowl Classic (Tucson, Ariz.)
% WCC Tournament (Santa Clara, Calif.)
& NCAA West Regional (Salt Lake City, Utah)

1991-92

Overall: 24-7 (H: 11-2, A: 10-3, N: 3-2)
WCC: 14-0 (1st) (H: 7-0, A: 7-0)

Head Coach: Tom Asbury

11/23	Jacksonville	A	W	84-64
11/26	CS Dominguez Hills	H	W	83-54
11/30	Boise State	H	W	70-48
12/3	Nevada	H	W	93-72
12/7	UCLA (#2)	A	L	58-98
12/12	Cal State Fullerton	A	W	79-69
12/14	Montana	H	L-OT3	88-89
12/20 #	Georgia Southern	N	L	73-79
12/21 #	Southwest Texas State	N	W	59-37
12/28	Cal Poly SLO	H	L-OT	72-76
12/30	Lafayette	H	W	76-63
1/2	Kansas (#4)	A	L-OT	73-79
1/11 *	Loyola Marymount	H	W	94-84
1/16 *	Gonzaga	A	W	68-66
1/18 *	Portland	A	W	94-73
1/24 *	San Francisco	H	W	77-64
1/25 *	Saint Mary's	H	W	69-52
1/27	UC Santa Barbara	A	L	56-64
1/31 *	Saint Mary's	A	W	76-64
2/1 *	San Francisco	A	W	68-62
2/7 *	Santa Clara	H	W	75-53
2/8 *	San Diego	H	W	71-58
2/13 *	San Diego	A	W	79-67
2/15 *	Santa Clara	A	W	52-48
2/22 *	Loyola Marymount	A	W	103-89
2/28 *	Portland	H	W	79-56
2/29 *	Gonzaga	H	W	75-63
3/7 %	Portland	A	W	97-83
3/8 %	San Francisco	N	W	67-65
3/9 %	Gonzaga	N	W	73-70
3/19 &	Memphis State	N	L	70-80

* West Coast Conference game
UAB Invitational (Birmingham, Ala.)
% WCC Tournament (Portland, Ore.)
& NCAA Midwest Regional (Milwaukee, Wis.)

1992-93

Overall: 23-8 (H: 10-3, A: 11-4, N: 2-1)
WCC: 11-3 (1st) (H: 5-2, A: 6-1)

Head Coach: Tom Asbury

12/1	Texas Tech	A	L	69-72
12/5	Sonoma State	H	W	89-64
12/11	UNC Charlotte	A	W	65-56
12/14	UC Santa Barbara	H	L	55-60
12/18	Montana	A	W	68-58
12/21	Boise State	A	W-OT	92-88
12/23	George Washington	H	W	81-79
12/29 #	Georgia State	N	W	79-60
12/30 #	UT-Chattanooga	A	L	67-80
1/2	Drexel	H	W	69-56
1/5	Quincy College	H	W	90-60
1/9	Oral Roberts	H	W	116-76
1/15 *	Gonzaga	H	W	67-66
1/16 *	Portland	H	W	80-69
1/22 *	San Francisco	A	W	71-66
1/23 *	Saint Mary's	A	W	54-46
1/29 *	Saint Mary's	H	W	65-53
1/30 *	San Francisco	H	L	72-75
2/4 *	Santa Clara	A	W-OT2	73-71
2/6 *	San Diego	A	W	76-64
2/12 *	San Diego	H	W-OT	61-57
2/13 *	Santa Clara	H	L	58-63
2/17 *	Loyola Marymount	A	W	78-66
2/20 *	Loyola Marymount	H	W	80-54
2/25 *	Portland	A	W	67-49
2/27 *	Gonzaga	A	L	52-63
3/6 %	Loyola Marymount	N	W	80-66
3/7 %	San Francisco	A	W	88-67
3/8 %	Santa Clara	N	L	63-73
3/19 &	UC Santa Barbara	A	W	53-50
3/22 &	USC	A	L	59-71

* West Coast Conference game
Dr. Pepper Classic (Chattanooga, Tenn.)
% WCC Tournament (San Francisco, Calif.)
& National Invitation Tournament

1993-94

Overall: 19-11 (H: 9-3, A: 6-5, N: 4-3)
WCC: 8-6 (T-2nd) (H: 4-3, A: 4-3)

Head Coach: Tom Asbury

11/27	San Francisco State	H	W	86-49
12/1	Fresno State	H	W	70-65
12/4	San Diego State	H	W	89-61
12/10 #	Weber State	N	L	63-66
12/11 #	Stephen F. Austin	N	W	77-53
12/14	CS San Bernardino	H	W	85-67
12/18	George Washington (#23)	A	L	59-66
12/22	UC Santa Barbara	A	W	70-57
12/29 §	Texas-El Paso	A	L	58-60
12/30 §	Iowa State	N	L	64-71
1/4	UNC Charlotte	H	W	72-61
1/14 *	Santa Clara	H	L	51-54
1/15 *	Saint Mary's	H	W	81-61
1/20 *	San Diego	A	W	85-75
1/22 *	San Francisco	A	L	80-82
1/26 *	Loyola Marymount	H	L	74-76
1/29 *	Loyola Marymount	A	W	86-56
2/4 *	Portland	H	W	77-64
2/5 *	Gonzaga	H	L	48-70
2/10 *	Gonzaga	A	L	56-66
2/12 *	Portland	A	L	64-74
2/18 *	San Francisco	H	W	84-62
2/19 *	San Diego	H	W	76-57
2/25 *	Saint Mary's	A	W	88-65
2/26 *	Santa Clara	A	W	65-52
3/5 %	Saint Mary's	N	W	79-62
3/6 %	San Francisco	N	W	82-79
3/7 %	San Diego	N	W	56-53
3/17 &	Michigan (#11)	N	L-OT	74-78

* West Coast Conference game
Dr. Pepper Invitational (Waco, Texas)
§ Sun Carnival Classic (El Paso, Texas)
% WCC Tournament (Santa Clara, Calif.)
& NCAA Midwest Regional (Wichita, Kan.)

1994-95

Overall: 8-19 (H: 7-5, A: 0-11, N: 1-3)
WCC: 4-10 (T-6th) (H: 4-3, A: 0-7)

Head Coach: Tony Fuller

11/26	CS Dominguez Hills	H	W	72-66
11/28	Fresno State	A	L	76-79
12/2 #	Iowa	A	L	63-99
12/3 #	UC Irvine	N	L	68-75
12/6	UC Santa Barbara	H	L	63-70
12/10	Boise State	A	L	53-74
12/15	Southern Utah	H	W	84-69
12/20	South Florida	H	L	60-73
12/22	San Diego State	A	L	58-61
12/28 §	Arkansas-Little Rock	N	L	62-77
12/29 §	Eastern Kentucky	N	W	61-55
1/3	Cal State Northridge	H	W	68-52
1/13 *	Santa Clara	A	L	50-67
1/14 *	Saint Mary's	A	L	59-72
1/20 *	San Diego	H	W	61-51
1/21 *	San Francisco	H	W	79-55
1/25 *	Loyola Marymount	A	L	69-80
1/28 *	Loyola Marymount	H	W-OT	74-65
2/2 *	Portland	A	L	64-79
2/4 *	Gonzaga	A	L	67-93
2/10 *	Gonzaga	H	L	61-86
2/11 *	Portland	H	L	65-72
2/16 *	San Francisco	A	L-OT	92-94
2/18 *	San Diego	A	L	67-78
2/24 *	Saint Mary's	H	L	68-82
2/25 *	Santa Clara	H	W	73-63
3/4 %	Portland	N	L	52-62

* West Coast Conference game
Hawkeye Classic (Iowa City, Iowa)
§ NBD/Hoosier Classic (Indianapolis, Ind.)
% WCC Tournament (Santa Clara, Calif.)

1995-96

Overall: 10-18 (H: 2-8, A: 6-7, N: 2-3)
WCC: 2-12 (8th) (H: 0-7, A: 2-5)

Head Coach: Tony Fuller/Marty Wilson

11/25	South Florida	A	L	58-65
11/28	Seattle	H	W	76-62
12/1 #	Grambling	N	L	62-69
12/2 #	Georgia Southern	N	W	69-59
12/5	Cal State Northridge	A	W	90-81
12/9	Weber State	H	W	99-88
12/16	UC Santa Barbara	A	W	68-67
12/19	Southern Utah	A	L	80-97
12/23	San Jose State	A	W	80-76
12/28 §	Boston University	N	L	61-75
12/29 §	Dartmouth	N	W	69-66
1/6	Boise State	H	L	58-61
1/11 *	San Diego	A	L	70-81
1/13 *	San Francisco	A	L	54-56
1/19 *	Saint Mary's	H	L	79-89
1/20 *	Santa Clara	H	L	76-87
1/26 *	Santa Clara	A	W	72-69
1/27 *	Saint Mary's	A	W	88-78
2/2 *	Portland	H	L	72-78
2/3 *	Gonzaga	H	L	66-78
2/8 *	Gonzaga	A	L	80-94
2/10 *	Portland	A	L	76-89
2/14 *	Loyola Marymount	H	L	64-74
2/17 *	Loyola Marymount	A	L	62-75
2/23 *	San Francisco	H	L	51-63
2/24 *	San Diego	H	L	61-80
3/2 %	San Diego	A	W	63-60
3/3 %	Gonzaga	N	L	48-76

* West Coast Conference game
Ameritas Classic (Lincoln, Neb.)
§ Jones Intercable Lobo Invitational (Albuquerque, N.M.)
% WCC Tournament (Santa Clara, Calif.)

GAME-BY-GAME RESULTS

1996-97

Overall: 6-21 (H: 5-7, A: 1-11, N: 0-3)

WCC: 4-10 (T-6th) (H: 3-4, A: 1-6)

Head Coach: Lorenzo Romar

11/22	Weber State	A	L	54-80
11/25	UC Santa Barbara	H	W	81-67
11/30	Boise State	A	L	52-65
12/3	San Jose State	H	L	64-70
12/7	Pacific	H	L	52-54
12/13 #	Syracuse	A	L	64-77
12/14 #	Old Dominion	N	L	47-56
12/19	Cal State Northridge	H	L	57-68
12/21	Cal State Fullerton	A	L	54-65
12/27	Cal State Hayward	H	W	77-59
12/30 §	Wisconsin-Green Bay	A	L	49-57
12/31 §	Austin Peay	N	L	54-58
1/10 *	San Diego	H	W	72-66
1/11 *	San Francisco	H	L	56-59
1/15 *	Loyola Marymount	A	W	59-52
1/18 *	Loyola Marymount	H	L	60-64
1/23 *	Portland	A	L-OT	68-69
1/25 *	Gonzaga	A	L	56-72
1/31 *	Gonzaga	H	W	80-65
2/1 *	Portland	H	L	49-52
2/7 *	Saint Mary's	A	L	61-87
2/9 *	Santa Clara	A	L	53-65
2/14 *	Santa Clara	H	W	75-69
2/15 *	Saint Mary's	H	L-OT2	67-69
2/20 *	San Francisco	A	L	46-56
2/22 *	San Diego	A	L	56-64
3/1 %	Saint Mary's	N	L	69-85

* West Coast Conference game
Carrier Classic (Syracuse, N.Y.)
§ Pepsi Oneida Classic (Green Bay, Wis.)
% WCC Tournament (Los Angeles, Calif.)

1997-98

Overall: 17-10 (H: 10-2, A: 6-7, N: 1-1)

WCC: 9-5 (2nd) (H: 5-2, A: 4-3)

Head Coach: Lorenzo Romar

11/18	UC Irvine	A	W	50-46
11/21	Norfolk State	H	W	99-57
11/24	Wisconsin	H	W	77-66
11/29	Cal State Northridge	A	L	66-81
12/2	Cal State Fullerton	H	W	65-61
12/6	Pacific	A	L	65-78
12/12 #	Auburn	N	W	62-55
12/13 #	Brigham Young	A	L	52-53
12/17	Kansas (#2)	A	L	83-96
12/20	Boise State	H	W	65-61
12/30	Marist	H	W	78-67
1/3	UC Santa Barbara	A	W	69-66
1/9 *	Portland	H	W	72-47
1/10 *	Gonzaga	H	L	64-77
1/16 *	Santa Clara	A	L	71-77
1/17 *	San Francisco	A	W	63-58
1/21 *	Loyola Marymount	H	L-OT	79-81
1/24 *	Loyola Marymount	A	W	70-67
1/30 *	Saint Mary's	H	W	91-65
1/31 *	San Diego	H	W	74-63
2/5 *	San Diego	A	L	70-78
2/7 *	Saint Mary's	A	L	67-73
2/13 *	San Francisco	H	W	65-61
2/14 *	Santa Clara	H	W	82-68
2/19 *	Gonzaga	A	W	65-64
2/21 *	Portland	A	W	67-57
2/28 %	San Diego	N	L	54-56

* West Coast Conference game
Cougar Classic (Provo, Utah)
% WCC Tournament (Santa Clara, Calif.)

1998-99

Overall: 19-13 (H: 12-2, A: 6-8, N: 1-3)

WCC: 9-5 (T-2nd) (H: 6-1, A: 3-4)

Head Coach: Lorenzo Romar

11/14	UC Santa Barbara	H	W	71-51
11/17	UC Irvine	H	W	71-58
11/19	Fresno State	H	W	78-71
11/21	Long Beach State	A	W	52-48
11/24	Wichita State	H	W	60-50

11/28	Cal State Fullerton	A	L	68-78
12/5 \$	Kansas (#7)	N	L	55-62
12/12	Wisconsin	A	L	51-57
12/17	Southern Calif. College	H	W	94-64
12/21 #	Michigan State (#14)	N	L	67-79
12/22 #	Texas Tech	N	L-OT2	76-78
12/23 #	BYU-Hawaii	A	W	72-63
12/29 §	Rhode Island	H	W	61-57
12/30 §	Siena	H	L	76-85
1/2	San Jose State	A	W	65-46
1/7 *	Portland	A	W	64-51
1/9 *	Gonzaga	A	L	52-83
1/15 *	Santa Clara	H	W	67-56
1/16 *	San Francisco	H	W	79-70
1/21 *	Saint Mary's	A	W	50-44
1/23 *	San Diego	A	W	62-58
1/29 *	San Diego	H	W	72-58
1/30 *	Saint Mary's	H	W	58-44
2/3 *	Loyola Marymount	A	L	77-90
2/6 *	Loyola Marymount	H	W	97-83
2/12 *	San Francisco	A	L	44-56
2/14 *	Santa Clara	A	L	52-66
2/19 *	Gonzaga	H	W	75-70
2/20 *	Portland	H	L	53-59
2/27 %	San Francisco	N	W	67-65
2/28 %	Santa Clara	A	L	54-58
3/10 &	Colorado	A	L	61-65

* West Coast Conference game
\$ at Anaheim, Calif.
Pearl Harbor Classic (Laie, Hawaii)
§ Sparkletts Invitational (Malibu, Calif.)
% WCC Tournament (Santa Clara, Calif.)
& National Invitation Tournament

1999-2000

Overall: 25-9 (H: 11-1, A: 10-5, N: 4-3)

WCC: 12-2 (1st) (H: 7-0, A: 5-2)

Head Coach: Jan van Breda Kolff

11/20	Long Beach State	H	W	76-74
11/23	Fresno State	A	W	70-68
11/27 #	UNC Charlotte	H	L	74-80
11/28 #	Colorado State	H	W	67-57
12/2	Kansas (#6)	A	L	61-76
12/4	Wichita State	A	W	74-69
12/7	Cal State Fullerton	H	W	96-63
12/11	UC Santa Barbara	A	W	68-64
12/20 §	Detroit	N	W	73-51
12/21 §	Louisiana-Lafayette	N	W	99-53
12/22 §	Auburn (#7)	N	L	76-87
12/28	UCLA (#23)	A	L	66-68
12/30	Pacific	A	L	58-64
1/3	Lehigh	H	W	83-38
1/8	Northwestern	A	W	57-56
1/14 *	Saint Mary's	H	W	77-49
1/15 *	San Diego	H	W	76-68
1/21 *	Santa Clara	A	W	71-60
1/22 *	San Francisco	A	W	76-70
1/28 *	San Francisco	H	W	69-58
1/29 *	Santa Clara	H	W	67-59
2/3 *	Gonzaga	A	L	57-62
2/5 *	Portland	A	W	75-68
2/11 *	Portland	H	W	80-60
2/12 *	Gonzaga	H	W	80-69
2/16 *	Loyola Marymount	H	W	95-73
2/19 *	Loyola Marymount	A	W	77-65
2/24 *	San Diego	A	L	62-73
2/26 *	Saint Mary's	A	W	71-42
3/4 %	Loyola Marymount	N	W	83-49
3/5 %	Santa Clara	A	W	58-55
3/6 %	Gonzaga	N	L-OT	65-69
3/17 &	Indiana (#22)	N	W	77-57
3/19 &	Oklahoma State (#14)	N	L	67-75

* West Coast Conference game
Sparkletts Invitational (Malibu, Calif.)
§ San Juan Shootout (San Juan, P.R.)
% WCC Tournament (Santa Clara, Calif.)
& NCAA East Regional (Buffalo, N.Y.)

2000-01

Overall: 22-9 (H: 10-2, A: 9-6, N: 3-1)

WCC: 12-2 (2nd) (H: 6-1, A: 6-1)

Head Coach: Jan van Breda Kolff

11/14 #	Indiana	A	L	68-80
11/19	UC Santa Barbara	H	W	64-53
11/25	Pacific	H	W	91-49
11/28	Cal State Fullerton	A	W	82-61
12/3	Georgia	A	L	61-72
12/6	Long Beach State	A	W	81-62
12/9	San Jose State	H	W	62-60
12/14	USC (#13)	A	L	73-76
12/16	Northwestern	H	W	55-53
12/19	Utah	H	L	56-69
12/22	UNLV	A	L	64-69
12/29 §	UNC Charlotte	N	W	81-70
12/30 §	Ohio	N	W-OT	78-76
1/12 *	Santa Clara	H	W	87-66
1/13 *	San Diego	H	W	83-73
1/17 *	Loyola Marymount	A	W	81-65
1/20 *	Loyola Marymount	H	W	75-54
1/26 *	San Francisco	A	W	82-78
1/27 *	Saint Mary's	A	W	77-65
2/2 *	Gonzaga	H	L	79-93
2/3 *	Portland	H	W	76-60
2/8 *	San Diego	A	W	67-60
2/10 *	Santa Clara	A	W	85-74
2/15 *	Portland	A	W	94-58
2/17 *	Gonzaga	A	L	69-82
2/23 *	Saint Mary's	H	W	82-53
2/24 *	San Francisco	H	W	82-61
3/3 %	Portland	N	W	81-71
3/4 %	Santa Clara	N	L	78-84
3/14 &	Wyoming	A	W	72-69
3/20 &	New Mexico	A	L	78-81

* West Coast Conference game
NIT Season Tip-Off
§ AZcentral.com Holiday Tournament (Tempe, Ariz.)
% WCC Tournament (San Diego, Calif.)
& National Invitation Tournament

2001-02

Overall: 22-9 (H: 11-1, A: 7-6, N: 4-2)

WCC: 13-1 (T-1st) (H: 7-0, A: 6-1)

Head Coach: Paul Westphal

11/17	Cal State Fullerton	H	W	75-58
11/20	UC Irvine	A	L-OT2	93-96
11/28	UCLA (#10)	A	W	85-78
12/1	Utah	A	L	74-81
12/4	Long Beach State	H	W	93-83
12/6 \$	USC	N	W	78-77
12/8	UC Santa Barbara	A	L	51-68
12/14	Oregon	A	L	64-88
12/17	Georgia	H	L	74-91
12/21	Point Loma Nazarene	H	W	98-55
12/28 #	Arizona (#14)	A	L	71-94
12/30 #	West Virginia	N	W	97-65
1/5	Brigham Young	H	W-OT	82-79
1/11 *	Saint Mary's	A	W	67-51
1/12 *	San Francisco	A	W	74-68
1/18 *	Gonzaga (#13)	H	W	88-79
1/19 *	Portland	H	W	109-88
1/24 *	Santa Clara	A	W	74-67
1/26 *	San Diego	A	W-OT2	96-91
1/30 *	Loyola Marymount	H	W	84-59
2/2 *	Loyola Marymount	A	W	89-79
2/8 *	San Francisco	H	W	79-72
2/9 *	Saint Mary's	H	W	68-57
2/14 *	Portland	A	W	83-77
2/16 *	Gonzaga (#8)	A	L	78-91
2/22 *	San Diego	H	W	90-79
2/23 *	Santa Clara	H	W	96-58
3/2 %	Portland	N	W	77-64
3/3 %	Saint Mary's	N	W	68-47
3/4 %	Gonzaga (#7)	N	L	90-96
3/14 &	Wake Forest	N	L	74-83

* West Coast Conference game
\$ at Los Angeles, Calif. (The Forum)
Fiesta Bowl Classic (Tucson, Ariz.)
% WCC Tournament (San Diego, Calif.)
& NCAA Midwest Regional (Sacramento, Calif.)

GAME-BY-GAME RESULTS

2002-03

Overall: 15-13 (H: 6-6, A: 6-6, N: 3-1)
WCC: 7-7 (4th) (H: 4-3, A: 3-4)

Head Coach: Paul Westphal

11/22	Bradley	A	L-OT	81-95
11/30	UC Irvine	H	L	69-74
12/2	Long Beach State	A	W	65-63
12/4	Cal State Fullerton	A	W	90-87
12/7	UC Santa Barbara	H	W	72-68
12/14	Oregon (#5)	H	L	90-105
12/16	# Richmond	N	W	83-77
12/17	# Montana	N	W	86-69
12/20	Utah	H	L	61-77
12/22	Lipscomb	H	W	89-73
12/28	\$ Arkansas-Little Rock	N	W-OT2	116-110
12/29	\$ New Mexico	A	W	88-68
1/2	Brigham Young	A	L	68-84
1/9	* Portland	A	W	82-68
1/12	* Gonzaga	A	L	72-92
1/17	* Santa Clara	H	W	73-69
1/18	* San Diego	H	L	73-88
1/25	* Loyola Marymount	A	W	70-67
1/31	* San Francisco	A	L	77-87
2/1	* Saint Mary's	A	L	67-74
2/5	* Gonzaga	H	L	63-78
2/8	* Portland	H	W	82-62
2/13	* San Diego	A	W	98-93
2/16	* Santa Clara	A	L	61-73
2/22	* Loyola Marymount	H	W	94-71
2/28	* Saint Mary's	H	W	72-67
3/1	* San Francisco	H	L	82-90
3/9	% Saint Mary's	N	L	71-75

* West Coast Conference contest
Stanford Invitational (Palo Alto, Calif.)
\$ Lobo Invitational (Albuquerque, N.M.)
% WCC Tournament (San Diego, Calif.)

2003-04

Overall: 15-16 (H: 8-4, A: 5-8, N: 2-4)
WCC: 9-5 (T-2nd) (H: 5-2, A: 4-3)

Head Coach: Paul Westphal

11/21	Dayton	H	L	77-90
11/24	Colorado	H	W	94-77
11/29	Oklahoma State (#24)	A	L	82-84
12/1	Cal State Fullerton	H	L	74-78
12/3	UC Santa Barbara	A	L	62-65
12/6	Long Beach State	H	W	87-73
12/12	Lipscomb	A	W	95-74
12/14	Maryland	A	L	72-96
12/18	UC Irvine	A	L-OT	83-85
12/20	Bradley	H	W	81-80
12/28	# American University	N	W	82-69
12/29	# Fairfield	N	L	56-60
12/30	# IUPUI	N	L	72-76
1/3	& Colorado State	N	L	65-91
1/5	Utah	A	L	69-76
1/8	* Gonzaga (#16)	H	L	70-87
1/10	* Portland	H	W	97-88
1/15	* Santa Clara	A	L	68-75
1/17	* San Diego	A	W	88-79
1/24	* Loyola Marymount	H	W	82-67
1/29	* Saint Mary's	H	W	86-82
1/31	* San Francisco	H	L	69-81
2/5	* Gonzaga (#8)	A	L	73-93
2/7	* Portland	A	W	71-67
2/12	* San Diego	H	W	91-73
2/14	* Santa Clara	H	W	93-90
2/21	* Loyola Marymount	A	W	67-65
2/26	* San Francisco	A	W	93-80
2/29	* Saint Mary's	A	L	95-104
3/6	% Loyola Marymount	N	W	78-67
3/7	% Saint Mary's	N	L	74-79

* West Coast Conference contest
Rainbow Classic (Honolulu, Hawaii)
& at Denver, Colo.
% WCC Tournament (Santa Clara, Calif.)

2004-05

Overall: 17-14 (H: 9-3, A: 3-8, N: 5-3)
WCC: 6-8 (T-5th) (H: 4-3, A: 2-5)

Head Coach: Paul Westphal

11/17	# East Carolina	N	L	58-80
11/18	# Siena	N	W	87-72
11/19	# Fairleigh Dickinson	N	W	80-79
11/23	Long Beach State	A	W	82-78
11/27	Wisconsin (#20)	H	W	75-61
12/1	UC Santa Barbara	H	W	62-56
12/4	Azusa Pacific	H	W	84-65
12/8	UNLV	H	W	86-78
12/11	UCLA	A	L	83-85
12/18	Bradley	A	L	58-76
12/22	\$ Arkansas State	N	W	91-82
12/23	\$ California	A	L	58-61
12/28	! Troy State	N	L	69-72
12/29	! Mississippi Valley State	N	W	74-62
1/3	Colorado State	H	W	78-63
1/7	* San Diego	H	W	83-67
1/9	* San Francisco	H	W	64-57
1/13	* Portland	A	L	71-81
1/15	* Gonzaga (#16)	A	L	62-86
1/20	* Saint Mary's	H	L	63-70
1/22	* Santa Clara	H	L	71-83
1/29	* Loyola Marymount	A	L	46-63
2/3	* San Francisco	A	W	85-68
2/5	* San Diego	A	L	88-92
2/10	* Gonzaga (#14)	H	L	75-82
2/12	* Portland	H	W	72-66
2/17	* Santa Clara	A	W-OT	97-93
2/19	* Saint Mary's	A	L	69-81
2/26	* Loyola Marymount	H	W	82-76
3/4	% Loyola Marymount	N	W	91-79
3/5	% San Diego	N	L	80-86

* West Coast Conference game
BCA Invitational (Raleigh, N.C.)
\$ Office Depot Golden Bear Classic (Berkeley, Calif.)
! Comcast Lobo Invitational (Albuquerque, N.M.)
% WCC Tournament (Santa Clara, Calif.)

2005-06

Overall: 7-20 (H: 6-6, A: 1-13, N: 0-1)
WCC: 3-11 (8th) (H: 3-4, A: 0-7)

Head Coach: Paul Westphal

11/18	Connecticut (#3)	H	L	56-75
11/23	Cal State Fullerton	A	L	66-76
11/26	UC Irvine	H	W	79-76
12/1	Dayton	A	L	45-63
12/3	Wisconsin	A	L	55-71
12/7	UC Santa Barbara	A	L	56-65
12/10	Colorado State	A	L	56-71
12/17	Long Beach State	H	W	92-86
12/19	Kansas	A	L	43-63
12/22	UNLV	A	W	75-61
12/28	Cal State Northridge	H	W	87-72
1/3	Oklahoma State	H	L	49-69
1/7	* San Francisco	H	L	63-71
1/9	* San Diego	H	W	55-54
1/14	* Gonzaga (#6)	A	L	73-102
1/16	* Portland	A	L-OT	82-84
1/21	* Saint Mary's	H	L	61-83
1/23	* Santa Clara	H	W	65-45
1/28	* Loyola Marymount	H	W	70-62
2/4	* San Diego	A	L	71-84
2/6	* San Francisco	A	L	63-66
2/11	* Loyola Marymount	A	L-OT	78-89
2/18	* Portland	H	L	76-81
2/20	* Gonzaga (#5)	H	L	71-81
2/25	* Saint Mary's	A	L	66-76
2/27	* Santa Clara	A	L	56-62
3/3	% San Diego	N	L	72-85

* West Coast Conference contest
% WCC Tournament (Spokane, Wash.)

2006-07

Overall: 8-23 (H: 3-9, A: 3-12, N: 2-2)
WCC: 4-10 (T-7th) (H: 2-5, A: 2-5)

Head Coach: Vance Walberg

11/12	% Washington	A	L	91-99
11/13	% Northern Iowa	N	L	58-83
11/14	% Nicholls State	N	W	98-83
11/18	Cal State Northridge	A	L	92-95
11/21	UC Santa Barbara	H	L-OT	80-89
11/25	UC Irvine	A	L	66-68
12/2	Oklahoma State	A	L	74-90
12/4	Colorado	A	W	78-72
12/7	Long Beach State	A	L	90-95
12/9	Cal State Fullerton	H	L	81-83
12/14	Cal State Bakersfield	H	L	76-82
12/16	Northern Arizona	H	W	101-86
12/20	Connecticut	A	L	66-88
12/28	\$ Binghamton	N	W	90-83
12/29	\$ New Mexico	A	L	96-101
1/2	Manhattan	H	L	87-89
1/6	* Portland	A	L	69-73
1/8	* Gonzaga	A	L	52-69
1/13	* San Diego	H	L	67-71
1/15	* San Francisco	H	L	71-72
1/20	* Loyola Marymount	A	W	57-55
1/27	* Saint Mary's	A	W	68-66
1/29	* Santa Clara	A	L	55-77
2/3	* Gonzaga	H	L	57-82
2/5	* Portland	H	L	76-87
2/10	* San Francisco	A	L	70-82
2/12	* San Diego	A	L	85-97
2/17	* Loyola Marymount	H	W	95-88
2/24	* Saint Mary's	H	L	72-97
2/26	* Santa Clara	H	W-OT	89-82
3/2	% San Diego	N	L	82-95

* West Coast Conference contest
% Basketball Travelers Classic (Seattle, Wash.)
\$ Comcast Lobo Invitational (Albuquerque, N.M.)
% WCC Tournament (Portland, Ore.)

2007-08

Overall: 11-21 (H: 4-6, A: 5-13, N: 2-2)
WCC: 4-10 (6th) (H: 2-5, A: 2-5)

Head Coach: Vance Walberg/Eric Bridgeland

11/10	# Oregon (#12)	A	L	70-100
11/11	# Western Michigan	N	L	65-70
11/12	# Pacific	N	L	76-84
11/17	Cal State Northridge	H	L	89-97
11/21	Long Beach State	H	W-OT	92-81
11/25	Cal State Bakersfield	A	W	90-80
11/28	Northern Arizona	A	W-OT	93-87
11/30	& Texas-Pan American	N	W	86-84
12/1	& Montana State	A	L	89-95
12/5	UC Santa Barbara	A	L	57-68
12/8	Pacific	A	W	83-65
12/15	Brigham Young (#25)	A	L	67-86
12/18	Arkansas-Little Rock	A	L	65-70
12/21	Manhattan	A	L	79-80
1/5	Memphis (#2)	A	L	53-90
1/8	Hope International	H	W	118-76
1/12	* Portland	H	L	78-82
1/14	* Gonzaga	H	L	57-92
1/19	* Saint Mary's	A	L	74-79
1/21	* Santa Clara	A	L	86-101
1/26	* Loyola Marymount	H	W	87-64
2/2	* San Francisco	H	L	82-85
2/4	* San Diego	H	L	58-61
2/9	* Gonzaga	A	L	59-101
2/11	* Portland	A	W	71-66
2/16	* Santa Clara	H	W	64-58
2/18	* Saint Mary's (#23)	H	L	64-100
2/23	* Loyola Marymount	A	W	72-63
3/1	* San Diego	A	L	73-77
3/3	* San Francisco	A	L	63-88
3/7	% Portland	N	W-OT	50-48
3/8	% San Diego	A	L	55-73

* West Coast Conference game
Oregon World Vision Invitational (Eugene, Ore.)
& GranTree Inn/Bobcat Classic (Bozeman, Mont.)
% WCC Tournament (San Diego, Calif.)

GAME-BY-GAME RESULTS

2008-09

Overall: 9-23 (H: 5-10, A: 2-11, N: 2-2)
WCC: 5-9 (6th) (H: 3-4, A: 2-5)

Head Coach: Tom Asbury

11/14	Cal State Monterey Bay	H	W	91-82
11/16	Arkansas-Little Rock	H	L	65-66
11/18	Brigham Young	H	L	53-82
11/21	New Mexico State	A	L	66-90
11/23	Arizona State (#15)	A	L	40-61
11/29	Cal State Bakersfield	H	L-OT	72-79
12/3	Long Beach State	A	L	61-80
12/7	UC Irvine	H	L	63-71
12/13	Pacific	H	L	55-73
12/15	USC	A	L	77-91
12/18	Cal State Northridge	A	L	64-99
12/20	Georgia Tech	H	L	58-86
12/28 #	Buffalo	N	L-OT	71-72
12/29 #	Coppin State	N	W	58-56
12/30 #	Hawaii	A	L	70-78
1/3	Western Oregon	H	W	77-67
1/10	* Loyola Marymount	H	W	59-57
1/15	* San Diego	A	L	47-62
1/17	* Saint Mary's	A	L	46-96
1/22	* Gonzaga (#23)	H	L	69-83
1/24	* Portland	H	L	58-73
1/29	* San Francisco	A	W	69-67
1/31	* Santa Clara	A	L	52-64
2/7	* Loyola Marymount	A	W	58-43
2/12	* Santa Clara	H	W	66-60
2/14	* San Diego	H	W	57-52
2/19	* Portland	A	L	45-74
2/21	* Gonzaga (#17)	A	L	58-92
2/26	* Saint Mary's	H	L	49-62
2/28	* San Francisco	H	L	62-70
3/6	% San Francisco	N	W	93-85
3/7	% Portland	N	L	45-69

* West Coast Conference game
Rainbow Classic (Honolulu, Hawaii)
% WCC Tournament (Las Vegas, Nev.)

2009-10

Overall: 7-24 (H: 5-11, A: 0-12, N: 2-1)
WCC: 3-11 (T-6th) (H: 3-4, A: 0-7)

Head Coach: Tom Asbury

11/13	Pacific	H	L-OT2	64-67
11/17	Long Beach State	H	L	58-67
11/20	Cal State San Bernardino	H	W	72-70
11/23	UCLA	A	L	52-71
11/27 #	Hampton	N	W	75-66
11/28 #	Monmouth	N	W	82-73
11/29 #	Wyoming	A	L-OT	82-86
12/5	Cal Poly	A	L	77-83
12/8	Fresno State	H	L	72-80
12/10	California Baptist	H	L	65-67
12/13	Portland State	H	L	81-93
12/18	New Mexico State	H	L	72-78
12/21	UC Irvine	A	L	61-74
12/23	Utah	H	W	76-64
12/30	Georgia	A	L	47-64
1/3	Miami (Fla.)	H	L	63-86
1/9	* Loyola Marymount	H	W	79-75
1/14	* Santa Clara	H	W	61-60
1/16	* San Francisco	H	W	83-68
1/21	* Gonzaga (#15)	A	L	84-91
1/23	* Portland	A	L	64-80
1/28	* Saint Mary's	H	L	71-88
1/30	* San Diego	H	L	44-66
2/6	* Loyola Marymount	A	L	61-77
2/11	* San Francisco	A	L	47-77
2/13	* Santa Clara	A	L	54-62
2/18	* Portland	H	L	62-83
2/20	* Gonzaga (#13)	H	L	54-72
2/25	* Saint Mary's	A	L	49-76
2/27	* San Diego	A	L	48-65
3/5	% Loyola Marymount	N	L	84-87

* West Coast Conference game
World Vision Challenge (Laramie, Wyo.)
% WCC Tournament (Las Vegas, Nev.)

2010-11

Overall: 12-21 (H: 7-7, A: 2-13, N: 3-1)
WCC: 5-9 (6th) (H: 4-3, A: 1-6)

Head Coach: Tom Asbury

11/12	Portland State	A	L	81-83
11/15 #	UCLA	A	L	69-79
11/16 #	Nevada	N	W	76-75
11/20	Cal State Bakersfield	H	L	64-66
11/22 #	Missouri State	A	L	60-80
11/23 #	Arkansas State	N	W	69-62
11/28	Northern Arizona	H	L	74-88
12/1	Pacific	A	W	70-60
12/4	Texas-San Antonio	H	L	81-86
12/7	Utah	A	L	60-67
12/9	Redlands	H	W	89-71
12/11	Fresno State	A	L	51-64
12/18	UC Irvine	H	W	76-69
12/21	Cal Poly	H	L	64-70
12/28	Alabama	A	L	60-83
12/30	Miami (Fla.)	A	L	59-94
1/2	Seattle	H	W	84-64
1/6	* San Diego	H	W	75-55
1/8	* Saint Mary's	H	L	60-85
1/13	* Gonzaga	A	L	75-92
1/15	* Portland	A	L	42-57
1/22	* Loyola Marymount	H	W	78-75
1/27	* Santa Clara	H	L	59-71
1/29	* San Francisco	H	W	94-88
2/3	* Saint Mary's	A	L	71-79
2/5	* San Diego	A	W-OT	70-63
2/10	* Portland	H	W	66-64
2/12	* Gonzaga	H	L	44-63
2/16	* Loyola Marymount	A	L	79-82
2/24	* San Francisco	A	L-OT	78-79
2/26	* Santa Clara	A	L	68-71
3/4	% San Diego	N	W	84-81
3/5	% San Francisco	N	L	59-76

* West Coast Conference game
NIT Season Tip-Off
% WCC Tournament (Las Vegas, Nev.)

2011-12

Overall: 10-19 (H: 6-7, A: 4-10, N: 0-2)
WCC: 4-12 (7th) (H: 3-5, A: 1-7)

Head Coach: Marty Wilson

11/12	Pomona-Pitzer	H	W	59-50
11/15	Arizona State	A	W	66-60
11/19	CSU Bakersfield	A	L	70-79
11/21	Central Michigan	H	L	57-67
11/26	Texas-San Antonio	A	W-OT	70-64
11/28	UCLA	A	L	39-62
12/3	Hawaii	H	W	73-67
12/7	Northern Arizona	A	W	49-40
12/10	Cal State Northridge	H	L	70-73
12/18	Montana State	H	W	59-36
12/22 #	Washington State	N	L	56-67
12/29	* San Francisco	H	W	77-61
12/31	* Saint Mary's	H	L	45-74
1/5	* Gonzaga (#25)	A	L	45-73
1/7	* Portland	A	L	43-53
1/12	* Loyola Marymount	H	L	58-68
1/14	* San Francisco	A	L	63-78
1/19	* Saint Mary's (#24)	A	L	47-61
1/21	* Brigham Young	H	L	64-77
1/26	* San Diego	A	L	56-65
1/28	* Santa Clara	H	W	74-62
2/2	* Loyola Marymount	A	L	57-67
2/4	* Gonzaga (#24)	H	L	60-72
2/9	* San Diego	H	L	57-70
2/11	* Brigham Young	A	L	48-86
2/16	Seattle	A	L	70-81
2/18	* Portland	H	W	70-65
2/23	* Santa Clara	A	W	63-57
3/1	% San Diego	N	L	54-76

* West Coast Conference game
Cougar Hardwood Classic (Seattle, Wash.)
% WCC Tournament (Las Vegas, Nev.)

2012-13

Overall: 12-18 (H: 6-7, A: 5-10, N: 1-1)
WCC: 4-12 (T-7th) (H: 2-6, A: 2-6)

Head Coach: Marty Wilson

11/9	Cal State Northridge	A	L	75-81
11/13	California	A	L	62-79
11/16	Washington State	H	W-OT	58-56
11/20	Houston Baptist	A	W-OT	57-53
11/24	UC Irvine	H	W	72-62
11/29	Montana State	A	W	76-66
12/1	Utah Valley	A	L-OT	63-67
12/5	UC Riverside	H	W	62-40
12/8	Hawaii	A	W	63-56
12/16	Central Michigan	H	L	77-80
12/19 #	Alabama State	N	W	66-58
12/20 #	Tulane	A	L	54-69
12/28	Fresno Pacific	H	W	60-59
1/3	* Gonzaga (#10)	H	L	62-78
1/5	* Portland	H	W	54-47
1/10	* Brigham Young	A	L	51-76
1/12	* San Diego	H	L	50-62
1/19	* Santa Clara	H	L	76-83
1/24	* Loyola Marymount	A	W	60-57
1/26	* Saint Mary's	A	L	72-84
1/31	* Brigham Young	H	L	61-63
2/2	* San Francisco	H	L	78-86
2/7	* Gonzaga (#6)	A	L	56-82
2/9	* Portland	A	W-OT	72-68
2/14	* Loyola Marymount	H	W	52-50
2/16	* Santa Clara	A	L	60-70
2/23	* San Francisco	A	L	58-64
2/27	* Saint Mary's	H	L	48-87
3/2	* San Diego	A	L	69-76
3/7	% San Diego	N	L	59-62

* West Coast Conference game
Tulane Classic (New Orleans, La.)
% WCC Tournament (Las Vegas, Nev.)

2013-14

Overall: 15-16 (H: 8-6, A: 6-7, N: 1-3)
WCC: 8-10 (5th) (H: 5-4, A: 3-6)

Head Coach: Marty Wilson

11/9	San Diego Christian	H	W	81-68
11/13	UC Riverside	A	W	69-66
11/16	Central Michigan	A	W	88-71
11/20	San Jose State	H	L	77-83
11/23	Utah Valley	H	W	58-53
11/28 #	Green Bay	N	L	89-97
11/29 #	Denver	N	W	68-56
11/30 #	Indiana State	N	L	70-73
12/4	Cal State Fullerton	H	L	64-78
12/7	UC Irvine	A	W	75-69
12/15	Washington State	A	L	61-78
12/21	Houston Baptist	H	W	76-64
12/28	* San Diego	H	W	75-64
12/30	* Brigham Young	H	W	80-74
1/2	* Santa Clara	A	W	70-61
1/4	* San Francisco	A	L	66-76
1/9	* Brigham Young	A	L	72-84
1/11	* San Diego	A	W	69-65
1/16	* Gonzaga	H	L	53-70
1/18	* Portland	H	W	76-65
1/23	* Saint Mary's	A	L	74-80
1/25	* Pacific	A	L	66-76
2/1	* Loyola Marymount	H	W	80-69
2/6	* Pacific	H	W	80-69
2/8	* Saint Mary's	H	L-OT	67-69
2/13	* Gonzaga	A	L	68-83
2/15	* Portland	A	L	62-74
2/20	* Loyola Marymount	A	W	72-69
2/27	* San Francisco	H	L	53-77
3/1	* Santa Clara	H	L	78-86
3/8	% Saint Mary's	N	L	69-80

* West Coast Conference game
Great Alaska Shootout (Anchorage, Alaska)
% WCC Tournament (Las Vegas, Nev.)

GAME-BY-GAME RESULTS

2014-15

Overall: 18-14 (H: 10-5, A: 7-7, N: 1-2)
WCC: 10-8 (4th) (H: 5-4, A: 5-4)

Head Coach: Marty Wilson

11/14	Fresno State	H	W	89-74
11/17	Cal Lutheran	H	W	76-61
11/19	San Jose State	A	W	63-44
11/24	Iowa	A	L	61-72
12/4	Cal State Northridge	H	W	66-56
12/6	Cal State Fullerton	A	W	74-62
12/13	Arizona State	A	L	74-81
12/15	# South Alabama	H	W	78-68
12/17	# Howard	H	W	53-45
12/20	# Richmond	N	L	63-65
12/27	# IUPUI	H	L	53-55
12/29	* Loyola Marymount	A	W	69-56
1/1	* Saint Mary's	H	L	59-68
1/3	* Pacific	H	W	71-61
1/8	* Brigham Young	A	W	67-61
1/10	* San Diego	A	W	59-47
1/15	* Gonzaga (#3)	H	L	76-78
1/17	* Portland	H	W	67-63
1/22	* San Francisco	A	L	59-71
1/24	* Santa Clara	A	L	57-60
1/29	* Pacific	A	W	50-43
1/31	* Saint Mary's	A	W	67-62
2/5	* Brigham Young	H	W	80-74
2/7	* San Diego	H	L	50-72
2/12	* Portland	A	L	52-69
2/14	* Gonzaga (#3)	A	L	48-56
2/19	* Santa Clara	H	W	64-55
2/21	* San Francisco	H	L	54-56
2/28	* Loyola Marymount	H	W	65-49
3/7	% San Diego	N	W	50-47
3/9	% Gonzaga (#7)	N	L	61-79
3/18	& Seattle	A	L	45-62

* West Coast Conference game
Gotham Classic (vs. Richmond in New York, N.Y.)
% WCC Tournament (Las Vegas, Nev.)
& College Basketball Invitational

2015-16

Overall: 18-14 (H: 10-3, A: 6-8, N: 2-3)
WCC: 10-8 (4th) (H: 6-3, A: 4-5)

Head Coach: Marty Wilson

11/13	Fresno State	A	L	66-69
11/16	San Diego Christian	H	W	91-49
11/19	UCLA	A	L	67-81
11/23	# Duquesne	N	W	84-70
11/24	# Murray State	N	L	55-59
11/25	# Drake	N	L	53-69
11/29	Montana	H	W	69-63
12/5	Cal State Northridge	A	W	70-55
12/9	Long Beach State	H	W	77-75
12/12	Ball State	A	W	72-63
12/18	Louisiana	H	W	79-59
12/21	* Gonzaga	A	L	73-99
12/23	* Portland	A	L	79-87
1/2	* Loyola Marymount	H	W-OT	68-65
1/7	* Pacific	H	W	81-76
1/9	* Saint Mary's	H	W	67-64
1/14	* Santa Clara	A	L	60-62
1/16	* San Francisco	A	W	98-84
1/21	* San Diego	H	W	76-58
1/23	* Brigham Young	H	W	71-65
1/28	* San Diego	A	W	75-65
1/30	* Brigham Young	A	L	77-88
2/4	* Portland	H	L	70-73
2/6	* Gonzaga	H	L	66-69
2/11	* Saint Mary's	A	W	69-63
2/13	* Pacific	A	W-OT	65-63
2/18	* San Francisco	H	L	72-82
2/20	* Santa Clara	H	W	88-76
2/27	* Loyola Marymount	A	L-OT2	83-90
3/5	% San Francisco	N	W	90-86
3/7	% Saint Mary's	N	L	66-81
3/16	& Eastern Washington	A	L	72-79

* West Coast Conference game
Gulf Coast Showcase (Estero, Fla.)
% WCC Tournament (Las Vegas, Nev.)
& College Basketball Invitational

2016-17

Overall: 9-22 (H: 7-7, A: 1-12, N: 1-3)
WCC: 5-13 (8th) (H: 4-5, A: 1-8)

Head Coach: Marty Wilson

11/11	Cal Poly	H	W	77-68
11/15	Weber State	H	W	69-68
11/17	Life Pacific	H	W	85-79
11/21	# Central Michigan	N	L	77-88
11/22	# Little Rock	N	W	66-65
11/23	# St. Bonaventure	N	L	63-89
11/27	Portland State	H	L	85-91
12/3	Belmont	H	L	77-85
12/7	Long Beach State	A	L	66-75
12/11	USC	A	L	67-93
12/20	Louisiana	A	L	64-90
12/22	Montana	A	L	70-71
12/29	* Gonzaga (#7)	A	L	62-92
12/31	* Portland	A	L	60-73
1/5	* Loyola Marymount	H	W	71-70
1/7	* San Diego	H	L	68-76
1/12	* Pacific	A	L	74-79
1/14	* Santa Clara	H	L	61-75
1/19	* Brigham Young	A	L	70-99
1/21	* Saint Mary's (#23)	A	L	65-85
1/26	* Portland	H	W	78-60
1/28	* Gonzaga (#3)	H	L	49-96
2/2	* San Francisco	A	L	56-77
2/4	* Pacific	H	W	82-72
2/9	* Brigham Young	H	W	99-83
2/11	* San Diego	A	W	65-60
2/16	* Santa Clara	A	L	55-106
2/18	* Loyola Marymount	A	L	61-82
2/23	* Saint Mary's (#20)	H	L	49-78
2/25	* San Francisco	H	L	65-76
3/3	% Pacific	N	L	84-89

* West Coast Conference game
Lone Star Showcase (Cedar Park, Texas)
% WCC Tournament (Las Vegas, Nev.)

RECORDS VS. WCC OPPONENTS

BRIGHAM YOUNG (9-11) 5-3 home 5-3 Malibu 2-8 away 2-0 neutral			GONZAGA (31-53) 17-21 home 17-21 Malibu 12-27 away 2-5 neutral			2015-16 A L 73-99 H L 66-69 2016-17 A L 62-92 H L 49-96			LOYOLA MARYMOUNT (99-67) 52-22 home 36-9 Malibu 39-38 away 8-7 neutral			A L 71-75 H W 60-58 H W 74-65 A W 104-71 H W 88-74 A L 84-85 1980-81 H W 106-89 A W 92-86 1981-82 H W 92-79 A W-OT 105-104 1982-83 A W 101-92 H W 99-91 1983-84 H L 79-81 A W 76-70 1984-85 A W 77-62 H W 86-77 1985-86 A W 79-64 H W 87-82 1986-87 H W 94-83 A L 78-98 1987-88 H L 95-107 A L 127-142 N L 106-109 1988-89 H W 104-79 A L 86-99 N L 98-112 1989-90 A L 116-131 H W 131-123 1990-91 H W 91-79 A W 101-95 1991-92 H W 94-84 A W 103-89 1992-93 A W 78-66 H W 80-54 N W 80-66 1993-94 H L 74-76 A W 86-56 1994-95 A L 69-80 H W-OT 74-65 1995-96 H L 64-74 A L 62-75 1996-97 A W 59-52 H L 60-64 1997-98 H L-OT 79-81 A W 70-67 1998-99 A L 77-90 H W 97-83 1999-00 H W 95-73 A W 77-65 N W 83-49 2000-01 A W 81-65 H W 75-54 2001-02 H W 84-59 A W 89-79 2002-03 A W 70-67 H W 94-71 2003-04 H W 82-67 A W 67-65 N W 78-67 2004-05 A L 46-63 H W 82-76 N W 91-79 2005-06 H W 70-62 A L-OT 78-89 2006-07 A W 57-55 H W 95-88 2007-08 H W 87-64 A W 72-63 2008-09 H W 59-57 A W 58-43 2009-10 H W 79-75 A L 61-77 N L 48-65 2010-11 H W 78-75 A L 79-82 2011-12 H L 58-68 A L 57-67 2012-13 A W 60-57 H W 52-50 2013-14 H W 80-69 A W 72-69 2014-15 A W 69-56 H W 65-49 2015-16 H W-OT 68-65 A L-OT2 83-90 2016-17 H W 71-70 A L 61-82			PACIFIC (31-33) 18-11 home 5-4 Malibu 11-17 away 2-5 neutral		
1944-45 N W 56-51	1964-65 N L 70-93		1940-41 H L 18-30	1947-48 H W 56-40													
1949-50 N W 45-39	1979-80 A L 70-79		A L 23-43	A L 48-68													
1985-86 A W 83-73	H W 76-75		1941-42 H W 41-38	A L-OT 57-59													
1997-98 A L 52-53	1980-81 A W-OT2 81-76		H L 26-28	H W 64-63													
2001-02 H W-OT 82-79	H W 56-54		1942-43 H W 49-42	H W 67-66													
2002-03 A L 68-84	1981-82 A W-OT 76-67		A W 42-29	H W 68-60													
2007-08 A L 67-86	H W 73-59		1946-47 A W 41-36	H L 62-86													
2008-09 H L 53-82	1982-83 H L 68-69		N L 28-31	A L 57-70													
2011-12 H L 64-77	1983-84 A W 68-58		H W 44-33	1955-56 H L 62-86													
A L 48-86	1984-85 A W 57-56		A L 40-42	A L 57-70													
2012-13 A L 51-76	H W 69-62		1947-48 N W 53-38	1956-57 A W 76-71													
H L 61-63	1984-85 H W 59-55		A W 44-43	H L 61-68													
2013-14 H W 80-74	A W 69-58		H W 50-47	1957-58 A W 77-67													
A L 72-84	1985-86 A W 79-67		1948-49 A L 44-52	H L 62-64													
2014-15 A W 67-61	H W 87-64		H W 58-43	H W 72-64													
H W 80-74	A L 70-84		N W 57-42	A L 67-71													
2015-16 H W 71-65	A W 76-73		1949-50 A W 48-46	H W 69-68													
A L 77-88	1986-87 H W 87-78		H W 56-50	H W 73-66													
2016-17 A L 70-99	A L 70-84		1950-51 A W 59-58	N W 69-59													
H W 99-83	A W 76-73		H W 75-54	A W 59-53													
	1987-88 A L 63-70		N W 58-55	H W-OT 81-80													
	H W 84-59		A L 52-72	N L 63-72													
	N W 81-70		1951-52 A W 60-58	A W 79-45													
	1988-89 A W 74-70		H W 66-68	H W 74-53													
	H W 69-66		1952-53 H L 66-68	1962-63 N W 101-71													
	1989-90 H W 68-67		A W 59-54	H W 76-72													
	A W 74-69		1953-54 A W 81-79	A W 78-69													
	1990-91 A W 80-56		H W 62-56	1963-64 N L 60-74													
	H W 84-56		1954-55 A L 63-67	A L 68-101													
	1991-92 A W 68-66		A W 76-74	H W 86-72													
	H W 75-63		1955-56 H L 65-66	1964-65 A L 71-95													
	N W 73-70		A L 64-70	H W 69-64													
	1992-93 H W 67-66		1956-57 A L 67-77	1965-66 N L 78-100													
	A L 52-63		H W 84-73	H L 84-97													
	1993-94 H L 48-70		1957-58 H W 64-48	A L 76-102													
	A L 56-66		A W 54-53	H L 81-82													
	1994-95 A L 67-93		1958-59 A W 55-41	A L 67-94													
	H L 61-86		H W 78-55	1967-68 A L 74-90													
	1995-96 H L 66-78		A L 66-87	H W 95-86													
	A L 80-94		H W 70-60	A L 62-73													
	N L 48-76		A L 60-76	H W 66-64													
	1996-97 A L 56-72		1960-61 N L 62-71	H L 60-101													
	H W 80-65		A L 71-84	A L 55-83													
	1997-98 H L 64-77		1961-62 H L 54-64	1970-71 A L 55-80													
	A W 65-64		A W 68-59	H L 63-68													
	1998-99 A L 52-83		1962-63 N W 92-57	H L 50-52													
	H W 75-70		H W 64-59	A L-OT 63-70													
	1999-00 A L 57-62		A W 73-55	1983-84 A W 71-65													
	H W 80-69		1963-64 N L 60-76	1996-97 H L 52-54													
	N L-OT 65-69		H L 76-78	1997-98 A L 65-78													
	2000-01 H L 79-93		A L 91-95	1999-00 A L 58-64													
	A L 69-82		1964-65 H L 79-89	2000-01 H W 91-49													
	2001-02 H W 88-79		A L 78-91	2007-08 N L 76-84													
	A L 78-91		N L 90-96	A W 83-65													
	2002-03 A L 72-92		2002-03 A L 72-92	2008-09 H L 55-73													
	H L 63-78		2003-04 H L 70-87	2009-10 H L-OT2 64-67													
	2003-04 H L 70-87		A L 73-93	2010-11 A W 70-60													
	A L 62-86		2004-05 A L 75-82	2013-14 A L 66-76													
	H L 75-82		H L 74-93	H W 80-69													
	2005-06 A L 73-102		1966-67 A L 76-94	2014-15 H W 71-61													
	H L 71-81		H L 82-90	A W 50-43													
	2006-07 A L 52-69		1967-68 A L 79-85	2015-16 H W 81-76													
	H L 57-82		H L 69-91	A W-OT 65-63													
	2007-08 H L 57-92		1968-69 A L 58-71	2016-17 A L 74-79													
	A L 59-101		H W 69-64	H W 82-72													
	2008-09 H L 69-83		1969-70 A L 72-77	N L 84-89													
	A L 58-92		H W 88-72														
	2009-10 A L 84-91		1970-71 H L 65-73														
	H L 54-72		A L 66-77														
	2010-11 A L 75-92		1971-72 A W 86-82														
	H L 44-63		H L 105-107														
	2011-12 A L 45-73		1972-73 A L 91-103														
	H L 60-72		H W 85-80														
	2012-13 H L 62-78		1973-74 H L 49-50														
	A L 56-82		A L 59-62														
	2013-14 H L 53-70		1974-75 H L 79-90														
	A L 68-83		A L 71-83														
	2014-15 H L 76-78		1975-76 A L 67-70														
	A L 48-56		H W 87-70														
	N L 61-79		1976-77 H W 69-57														
			A L 58-62														
			1977-78 H W-OT 79-76														

RECORDS VS. WCC OPPONENTS

PORTLAND (59-37) 31-13 home 30-13 Malibu 23-22 away 5-2 neutral			SAINT MARY'S (71-67) 36-28 home 26-18 Malibu 30-33 away 5-6 neutral			SAN DIEGO (63-42) 34-14 home 26-12 Malibu 24-22 away 5-6 neutral		
2009-10	A L	64-80	1992-93	A W	54-46	2007-08	H L	58-61
	H L	62-83		H W	65-53		A L	73-77
2010-11	A L	42-57	1993-94	H W	81-61		A L	55-73
	H W	66-64		A W	88-65	2008-09	A L	47-62
2011-12	A L	43-53		N W	79-62		H W	57-52
	H W	70-65	1994-95	A L	59-72	2009-10	H L	44-66
2012-13	H W	54-47		H L	68-82		A L	48-65
	A W-OT	72-68	1995-96	H L	79-89	2010-11	H W	75-55
2013-14	H W	76-65		A W	88-78		A W-OT	70-63
	H L	62-74	1996-97	A L	61-87		N W	84-81
2014-15	A W	67-63		H L-OT2	67-69	2011-12	A L	56-65
	A L	52-69		N L	69-85		H L	57-70
2015-16	A L	79-87	1997-98	H W	91-65		N L	54-76
	H L	70-73		A L	67-73	2012-13	H L	50-62
2016-17	A L	60-73	1998-99	A W	50-44		A L	69-76
	H W	78-60		H W	58-44		N L	59-62
			1999-00	H W	77-49	2013-14	H W	75-64
				A W	71-42		A W	69-65
1953-54	A L	76-82	2000-01	A W	77-65	2014-15	A W	59-47
1954-55	H W	95-74		H W	82-53		H L	50-72
1960-61	A L	44-66	2001-02	A W	67-51	2015-16	N W	50-47
1963-64	A L	68-85		H W	68-57		H W	76-58
1971-72	N W	73-71		N W	68-47	2016-17	A W	75-65
1973-74	H W	70-49	2002-03	A L	67-74		H L	68-76
1975-76	H W	101-53		H W	72-67		A W	65-60
1976-77	H W	89-83		N L	71-75			
	A L	91-102	2003-04	H W	86-82			
1977-78	A L	69-79		A L	95-104			
	H W	70-69		N L	74-79			
1978-79	H W	91-74	2004-05	H L	63-70			
	A W	78-69		A L	69-81			
1979-80	H W	87-80	2005-06	H L	61-83			
	A W-OT	71-64		A L	66-76			
1980-81	A L	79-81	2006-07	A W	68-66			
	H L	76-78		H L	72-97			
1981-82	A W	76-58	2007-08	A L	74-79			
	H W	79-64		H L	64-100			
1982-83	H W	83-70	2008-09	A L	46-96			
	A W	78-69		H L	49-62			
1983-84	A W	92-82	2009-10	H L	71-88			
	H W-OT	77-68		A L	49-76			
1984-85	H W	76-75	2010-11	H L	60-85			
	A W	80-60		A L	71-79			
1985-86	A W	60-55	2011-12	H L	45-74			
	H W	80-61		A L	47-61			
1986-87	H L	57-69	2012-13	A L	72-84			
	A W	81-66		H L	48-87			
1987-88	A W	91-81	2013-14	A L	74-80			
	H W	93-85		H L-OT	67-69			
1988-89	A W	69-64		N L	69-80			
	H W	86-68	2014-15	H L	59-68			
1989-90	H L	88-90		A W	67-62			
	A L	67-82	2015-16	H W	67-64			
1990-91	A W	87-74		A W	69-63			
	H W	81-58	2016-17	N L	66-81			
	N W	97-62		A L	65-85			
1991-92	A W	94-73		H L	49-78			
	H W	79-56						
	A W	97-83						
1992-93	H W	80-69						
	A W	67-49						
1993-94	H W	77-64						
	A L	64-74						
1994-95	A L	64-79						
	H L	65-72						
	N L	52-62						
1995-96	H L	72-78						
	A L	76-89						
1996-97	A L-OT	68-69						
	H L	49-52						
1997-98	H W	72-47						
	A W	67-57						
1998-99	A W	64-51						
	H L	53-59						
1999-00	A W	75-68						
	H W	80-60						
2000-01	H W	76-60						
	A W	94-58						
	N W	81-71						
2001-02	H W	109-88						
	A W	83-77						
	N W	77-64						
2002-03	A W	82-68						
	H W	82-62						
2003-04	H W	97-88						
	A W	71-67						
2004-05	A L	71-81						
	H W	72-66						
2005-06	A L-OT	82-84						
	H L	76-81						
2006-07	A L	69-73						
	H L	76-87						
2007-08	H L	78-82						
	A W	71-66						
	N W-OT	50-48						
2008-09	H L	58-73						
	A L	45-74						
	N L	45-69						

RECORDS VS. WCC OPPONENTS

**SAN FRANCISCO
(52-78)**
26-33 home
21-20 Malibu
20-42 away
6-3 neutral


1955-56	A	L	51-62
	H	L	40-68
1956-57	A	L	67-78
	H	L	66-88
1957-58	A	L	59-105
	H	L	59-69
1958-59	A	W	62-53
	H	W	83-63
1959-60	H	W	59-55
	A	L	69-72
1960-61	A	L	36-67
	H	L	60-72
	A	L	40-66
1961-62	H	W	62-60
	A	W	69-57
1962-63	H	L	60-71
	A	L	75-101
1963-64	H	L	68-103
	A	L	58-80
1964-65	N	L	64-103
	A	L	69-92
	H	L	75-100
1965-66	A	L	59-100
	H	L	81-101
1966-67	A	L	71-86
	A	L	73-79
	H	W	90-73
1967-68	H	L	62-73
	A	L	80-86
1968-69	A	W	71-64
	H	L	53-79
1969-70	A	L	68-84
	H	W	79-72
1970-71	H	L	69-72
	A	L	59-70
1971-72	A	L	81-97
	H	L	75-82
1972-73	A	L	84-104
	H	L	71-96
1973-74	H	L	59-73
	A	L	55-68
1974-75	A	L	89-97
	H	W	97-94
1975-76	H	W	75-65
	A	W-OT	85-84
1976-77	A	L	72-107
	H	L	73-81
1977-78	H	L	73-85
	A	L	56-89
1978-79	H	L	74-91
	A	L	69-72
1979-80	H	L	80-85
	A	L	79-92
1980-81	A	L	81-85
	H	W-OT	102-99
	N	L	82-96
1981-82	H	W	102-91
	A	W	106-100
1985-86	H	W	78-66
	A	W	85-64
1986-87	A	L	54-61
	H	L	77-78
1987-88	A	W	94-91
	H	W	94-69
1988-89	H	W	71-53
	A	L	64-65
1989-90	H	W	100-91
	A	W	92-67
1990-91	A	W	84-67
	H	W	72-57
	N	W	65-56
1991-92	H	W	77-64
	A	W	68-62
	N	W	67-65
1992-93	A	W	71-66
	H	L	72-75
	A	W	88-67
1993-94	A	L	80-82
	H	W	84-62
	N	W	82-79

1994-95	H	W	79-55
	A	L-OT	92-94
1995-96	A	L	54-56
	H	L	51-63
1996-97	H	L	56-59
	A	L	46-56
1997-98	A	W	63-58
	H	W	65-61
1998-99	H	W	79-70
	A	L	44-56
	N	W	67-65
1999-00	A	W	76-70
	H	W	69-58
2000-01	A	W	82-78
	H	W	82-61
2001-02	A	W	74-68
	H	W	79-72
2002-03	A	L	77-87
	H	L	82-90
2003-04	H	L	69-81
	A	W	93-80
2004-05	H	W	64-57
	A	W	85-68
2005-06	H	L	63-71
	A	L	63-66
2006-07	H	L	71-72
	A	L	70-82
2007-08	H	L	82-85
	A	L	63-88
2008-09	A	W	69-67
	H	L	62-70
	N	W	93-85
2009-10	H	W	83-68
	A	L	47-77
2010-11	H	W	94-88
	A	L-OT	78-79
	N	L	59-76
2011-12	H	W	77-61
	A	L	63-78
2012-13	H	L	78-86
	A	L	58-64
2013-14	A	L	66-76
	H	L	53-77
2014-15	A	L	59-71
	H	L	54-56
2015-16	A	W	98-84
	H	L	72-82
	N	W	90-86
2016-17	A	L	56-77
	H	L	65-76

**SANTA CLARA
(59-75)**
38-24 home
32-12 Malibu
21-44 away
0-7 neutral

1955-56	A	L	56-79
	H	L	52-68
1956-57	A	L	54-73
	H	L	59-62
1957-58	A	L	59-60
	H	L	66-71
1958-59	A	L	69-84
	H	W	90-72
1959-60	N	L	63-85
	H	W	59-48
	A	L	74-80
1960-61	A	L	40-43
	H	W	67-56
1961-62	N	L	64-76
	H	W	63-44
	A	W	57-51
1962-63	H	L	74-75
	A	L	71-76
1963-64	N	L	69-82
	H	W-OT	80-75
	A	L	78-98
1964-65	A	L	75-84
	H	L	94-104
1965-66	N	L	70-112
	A	L	79-88
	H	L	81-101
1966-67	A	L	74-105
	H	L	79-102
1967-68	H	L	80-102
	A	L	66-94
1968-69	A	L	60-88
	H	L	52-62
1969-70	A	L	72-105
	H	L	70-87
1970-71	H	L	66-91
	A	L	75-82
1971-72	A	L	85-106
	H	L	84-111
1972-73	A	L	77-86
	H	W	89-85
1973-74	H	L	46-48
	A	W	63-58
1974-75	A	W-OT	79-78
	H	W-OT	67-65
1975-76	H	W	42-38
	A	W-OT2	91-88
1976-77	A	L	70-74
	H	L	81-89
1977-78	H	L	64-72
	A	L	53-62
1978-79	H	W	91-72
	A	L	74-85
1979-80	A	L	101-103
	H	W	98-92
1980-81	H	W	91-82
	A	W	89-78
1981-82	H	W	77-73
	A	W-OT2	76-74
1982-83	H	W	67-62
	A	L	68-79
1983-84	A	L	63-77
	H	L	56-62
1984-85	A	W	53-52
	H	W	97-90
1985-86	H	W	64-60
	A	W	56-51
1986-87	A	L	50-76
	H	W	64-50
	N	L	65-77
1987-88	A	L	57-66
	H	W-OT	95-86
1988-89	H	W	72-63
	A	L	79-92
1989-90	A	L	70-72
	H	W	81-67
1990-91	H	W	67-61
	A	W	77-66
1991-92	H	W	75-53
	A	W	52-48

1992-93	A	W-OT2	73-71
	H	L	58-63
	N	L	63-73
1993-94	H	L	51-54
	A	W	65-52
1994-95	A	L	50-67
	H	W	73-63
1995-96	H	L	76-87
	A	W	72-69
	A	W	63-60
1996-97	A	L	53-65
	H	W	75-69
1997-98	A	L	71-77
	H	W	82-68
1998-99	H	W	67-56
	A	L	52-66
	A	L	54-58
1999-00	A	W	71-60
	H	W	67-59
	A	W	58-55
2000-01	H	W	87-66
	A	W	85-74
	N	L	78-84
2001-02	A	W	74-67
	H	W	96-58
2002-03	H	W	73-69
	A	L	61-73
2003-04	A	L	68-75
	H	W	93-90
2004-05	H	L	71-83
	A	W-OT	97-93
2005-06	H	W	65-45
	A	L	56-62
2006-07	A	L	55-77
	H	W-OT	89-82
2007-08	A	L	86-101
	H	W	64-58
2008-09	A	L	52-64
	H	W	66-60
2009-10	H	W	61-60
	A	L	54-62
2010-11	H	L	59-71
	A	L	68-71
2011-12	H	W	74-62
	A	W	63-57
2012-13	H	L	76-83
	A	L	60-70
2013-14	A	W	70-61
	H	L	78-86
2014-15	A	L	57-60
	H	W	64-55
2015-16	A	L	60-62
	H	W	88-76
2016-17	H	L	61-75
	A	L	55-106



KOBE A.D.
MAMBA MENTALITY

NIKE.COM/BASKETBALL

RECORDS VS. SELECTED OPPONENTS

ALABAMA
(0-1)
2010-11 A L 60-83

ALABAMA STATE
(1-0)
2012-13 N W 66-58

ARIZONA
(0-5)
1964-65 A L 49-78
1977-78 A L 65-110
1987-88 A L 68-73
1990-91 A L 66-80
2001-02 A L 71-94

ARIZONA STATE
(11-8)
1947-48 H L 47-54
H W 50-38
1948-49 H W 62-48
H W 49-37
A L 42-50
A W 53-52
1952-53 H W 82-80
1954-55 A W 81-74
1955-56 H W 68-55
1956-57 A W 81-78
1957-58 H W 77-66
A W 80-74
1958-59 A L 78-112
1962-63 A L 71-83
1964-65 A L 69-92
1967-68 A L 83-101
2008-09 A L 40-61
2011-12 A W 66-60
2014-15 A L 74-81

ARKANSAS-LITTLE ROCK
(2-3)
1979-80 N W 92-85
1994-95 N L 62-77
2002-03 N W-OT 116-110
2007-08 A L 65-70
2008-09 H L 65-66

ARKANSAS STATE
(2-0)
2004-05 N W 91-82
2010-11 N W 69-62

BALL STATE
(1-0)
2015-16 A W 72-63

BELMONT
(0-1)
2016-17 H L 77-85

BOSTON UNIV.
(0-2)
1989-90 N L 61-64
1995-96 N L 61-75

BUFFALO
(0-1)
2008-09 N L-OT 71-72

CALIFORNIA
(0-2)
2004-05 A L 58-61
2012-13 A L 62-79

CALIFORNIA BAPTIST
(0-1)
2009-10 H L 65-67

CAL LUTHERAN
(2-0)
1967-68 H W 96-82
2014-15 H W 76-61

CAL POLY
(14-8)
1941-42 A W 60-32
A W 38-26
H W 74-33
H W 65-38
1947-48 H W 54-48
A L 55-58
1948-49 A L 45-46
H W 54-37
1949-50 H W 58-51
A W 54-41
1950-51 A W 65-58
H W 61-50
1951-52 H W 86-69
A L 63-70
1952-53 A L 66-81
H W 85-72
1953-54 H W 89-78
A L 72-75
1991-92 H L-OT 72-76
2009-10 A L 77-83
2010-11 H L 64-70
2016-17 H W 77-68

CSU BAKERSFIELD
(1-4)
2006-07 H L 76-82
2007-08 A W 90-80
2008-09 H L-OT 72-79
2010-11 H L 64-66
2011-12 A L 70-79

CAL STATE FULLERTON
(12-11)
1978-79 H L 65-67
1981-82 H W 95-76
1982-83 A L 74-85
1983-84 H W 66-65
1984-85 A L 75-81
1985-86 H W 67-64
1986-87 A L 60-80
1987-88 H W 80-71
1988-89 A W 71-67
1990-91 H L-OT 66-69
1991-92 A W 79-69
1996-97 A L 54-65
1997-98 H W 65-61
1998-99 A L 68-78
1999-00 H W 96-63
2000-01 A W 82-61
2001-02 H W 75-58
2002-03 A W 90-87
2003-04 H L 74-78
2005-06 A L 66-76
2006-07 H L 81-83
2013-14 H L 64-78
2014-15 A W 74-62

CAL STATE MONTEREY BAY
(1-0)
2008-09 H W 91-82

CAL STATE NORTHRIDGE
(10-8)
1960-61 H W 76-73
1961-62 H W 79-62
1962-63 A W 69-59
1963-64 H W 90-71
1968-69 A L 73-85
1969-70 H W 82-75
1994-95 H W 68-52
1995-96 A W 90-81
1996-97 H L 57-68
1997-98 A L 66-81
2005-06 H W 87-72
2006-07 A L 92-95
2007-08 H L 89-97
2008-09 A L 64-99
2011-12 H L 70-73
2012-13 A L 75-81
2014-15 H W 66-56
2015-16 A W 70-55

CAL STATE SAN BERNARDINO
(1-0)
2009-10 H W 72-70

CENTRAL MICHIGAN
(1-3)
2011-12 H L 57-67
2012-13 H L 77-80
2013-14 A W 88-71
2016-17 N L 77-88

COLORADO
(4-3)
1944-45 A W 42-36
1962-63 A L 63-76
1983-84 A L 57-74
1984-85 H W 90-64
1998-99 A L 61-65
2003-04 H W 94-77
2006-07 A W 78-72

COLORADO STATE
(3-3)
1962-63 A L 67-69
1987-88 N W 66-62
1999-00 H W 67-57
2003-04 N L 65-91
2004-05 H W 78-63
2005-06 A L 56-71

COPPIN STATE
(1-0)
2008-09 N W 58-56

DENVER
(1-0)
2013-14 N W 68-56

DRAKE
(0-1)
2015-16 N L 53-69

DUQUESNE
(1-2)
1949-50 A L 49-60
1950-51 A L 50-84
2015-16 N W 84-70

EASTERN WASHINGTON
(1-1)
1945-46 N W 46-42
2015-16 A L 72-79

FRESNO PACIFIC
(1-0)
2012-13 H W 60-59

FRESNO STATE
(15-15)
1947-48 A L 47-63
A W 54-41
1948-49 A L 54-56
H W 49-40
1949-50 A W 60-58
H W 84-56
1950-51 H W 87-54
A W 75-44
1952-53 A W 85-71
H W 76-62
1953-54 H L 70-78
A L 76-77
1954-55 H W 72-59
A W 72-64
1955-56 H L 64-94
A L 72-83
1956-57 A L 91-101
H L 81-91
1958-59 H L 59-69
1981-82 A L 46-63
1982-83 H L 56-65
1990-91 A W 84-64
1993-94 H W 70-65
1994-95 A L 76-79
1998-99 H W 78-71
1999-00 A W 70-68
2009-10 H L 72-80
2010-11 A L 51-64
2014-15 H W 89-74
2015-16 A L 66-69

GEORGE WASHINGTON
(1-1)
1992-93 H W 81-79
1993-94 A L 59-66

GEORGIA
(0-2)
2000-01 A L 61-72
2001-02 H L 74-91
2009-10 A L 47-64

GEORGIA TECH
(0-2)
1983-84 N L 56-67
2008-09 H L 58-86

GREEN BAY
(0-2)
1996-97 A L 49-57
2013-14 N L 89-97

HAMPTON
(1-0)
2009-10 N W 75-66

HARVARD
(1-0)
1978-79 H W 95-63

HAWAII
(5-6)
1952-53 H L 53-75
1961-62 H W 74-52
1962-63 H W 64-59
H W 93-61
1970-71 H L 88-103
1971-72 A L 85-94
A L 88-125
1984-85 A L 78-79
2008-09 A L 70-78
2011-12 H W 73-67
2012-13 A W 63-56

HOUSTON BAPTIST
(2-0)
2012-13 A W-OT 57-53
2013-14 H W 76-64

HOWARD
(1-0)
2014-15 H W 53-45

INDIANA STATE
(1-4)
1945-46 N L 43-56
1967-68 N L 81-88
1969-70 A W 75-74
1980-81 A L 73-83
2013-14 N L 70-73

IOWA
(0-3)
1965-66 A L 50-111
1994-95 A L 63-99
2014-15 A L 61-72

IUPUI
(0-2)
2003-04 N L 72-76
2014-15 H L 53-55

LIFE PACIFIC
(1-0)
2016-17 H W 85-79

LITTLE ROCK
(3-3)
1979-80 N W 92-85
1994-95 N L 62-77
2002-03 N W-OT 116-110
2007-08 A L 65-70
2008-09 H L 65-66
2016-17 N W 66-65

LONG BEACH STATE
(17-9)
1953-54 A W 80-64
H W 101-48
1960-61 A L 62-72
H L 67-86
1979-80 A W 95-94
N L 87-104
1980-81 H W 73-71
1981-82 A L 78-80
1982-83 H W 105-90
1983-84 A W 78-64
1984-85 H W 81-64
1986-87 H L 77-86
1998-99 A W 52-48
1999-00 H W 76-74
2000-01 A W 81-62
2001-02 H W 93-83
2002-03 A W 65-63
2003-04 H W 87-73
2004-05 A W 82-78
2005-06 H W 92-86
2006-07 A L 90-95
2007-08 H W-OT 92-81
2008-09 A L 61-80
2009-10 H L 58-67
2015-16 H W 77-75
2016-17 A L 66-75

LOUISIANA-LAFAYETTE
(2-3)
1967-68 N L 72-94
1978-79 A L 90-119
1999-00 N W 99-53
2015-16 H W 79-59
2016-17 A L 64-90

MARIST
(1-0)
1997-98 H W 78-67

MIAMI (FLA.)
(1-2)
1969-70 H W-OT 93-90
2009-10 H L 63-86
2010-11 A L 59-94

MISSOURI STATE
(3-3)
1951-52 H L 60-62
1955-56 A L 74-78
1961-62 H W 68-63
1967-68 H W 70-69
1974-75 H W 97-71
2010-11 A L 60-80

MONMOUTH
(1-1)
1989-90 H L 54-56
2009-10 N W 82-73

MONTANA
(4-2)
1948-49 N W 59-42
1991-92 H L-OT 88-89
1992-93 A W 68-58
2002-03 N W 86-69
2015-16 H W 69-63
2016-17 A L 70-71

MONTANA STATE
(4-3)
1979-80 H L 73-76
1982-83 A W 79-56
1988-89 N L 78-81
1990-91 N W 83-76
2007-08 A L 89-95
2011-12 H W 59-36
2012-13 A W 76-66

MURRAY STATE
(0-2)
1942-43 N L 38-44
2015-16 N L 55-59

RECORDS VS. SELECTED OPPONENTS

NEVADA (24-13)		
1946-47	A L	42-43
	A L	40-52
	H W	54-43
1947-48	A W	61-59
	A W	57-51
1948-49	N L	50-59
	H W	61-46
1969-70	H W	91-84
	A W	93-79
1970-71	A W	99-68
	H W	89-80
1971-72	H W	92-70
	A W	89-88
1972-73	H W	110-94
	A L	93-101
1973-74	A W	74-57
	H L	72-75
1974-75	H W	91-76
	A W	86-76
1975-76	A W	89-84
	H W	83-66
1976-77	A L	68-78
	H L-OT4	73-77
	A L	83-101
1977-78	H L	50-83
	A L	50-60
1978-79	A W	84-68
	H W	85-78
1982-83	A W	86-83
1983-84	H L-OT	77-78
1984-85	A L	89-94
1985-86	H W	100-69
1986-87	A L	88-95
1987-88	H W	97-91
1988-89	A W	87-79
1991-92	H W	93-72
2010-11	N W	76-75

NEW MEXICO STATE (8-4)		
1950-51	H W	81-70
	H W	71-58
1952-53	H W	68-54
	A W	62-59
	A W	54-51
1953-54	H W	69-55
1954-55	H W	70-53
1957-58	A L	69-86
1971-72	A L	82-89
1988-89	A W	84-69
2008-09	A L	66-90
2009-10	H L	72-78

NORTHERN ARIZONA (13-3)		
1951-52	H W	72-39
1952-53	H W	83-65
1954-55	H W	83-65
1956-57	A L	64-68
1957-58	H W	88-62
1969-70	H W	89-75
1975-76	H W	91-75
1980-81	A W	85-79
1981-82	H W	83-67
1983-84	A L	54-61
1984-85	H W	82-65
1988-89	H W	96-61
2006-07	H W	101-86
2007-08	A W-OT	93-87
2010-11	H L	74-88
2011-12	A W	49-40

NORTHERN COLORADO (1-0)		
1964-65	H W	85-80

OKLAHOMA STATE (1-5)		
1986-87	H W	79-61
1987-88	A L	66-83
1999-00	N L	67-75
2003-04	A L	82-84
2005-06	H L	49-69
2006-07	A L	74-90

ORAL ROBERTS (2-2)		
1973-74	H L	74-87
	A L	71-98
1992-93	H W	116-76
1993-94	A W	76-73

OREGON (1-4)		
1976-77	A L	55-67
1978-79	H W	73-68
2001-02	A L	64-88
2002-03	H L	90-105
2007-08	A L	70-100

OREGON STATE (0-4)		
1961-62	N L	67-69
1980-81	H L	76-82
1981-82	A L	69-84
	N L	51-70

POMONA-PITZER (1-0)		
2011-12	H W	59-50

PORTLAND STATE (3-3)		
1967-68	H W	103-86
1977-78	H W	77-75
1978-79	H W	99-64
2009-10	H L	81-93
2010-11	A L	81-83
2016-17	H L	85-91

REDLANDS (14-2)		
1940-41	H L	30-43
1941-42	H W	45-31
	A L	37-38
1947-48	A W	67-47
	H W	54-45
1954-55	A W	59-46
	H W	61-57
1956-57	H W	62-55
1957-58	A W	56-47
1958-59	H W	89-69
1959-60	A W	80-69
1960-61	H W	74-72
1961-62	H W	97-70
1962-63	H W	94-72
1964-65	N W	62-46
2010-11	H W	89-71

RICHMOND (1-1)		
2002-03	N W	83-77
2014-15	N L	63-65

SAN DIEGO CHRISTIAN (2-0)		
2013-14	H W	81-68
2015-16	H W	91-49

SAN DIEGO STATE (36-17)		
1942-43	A L	35-40
	A W	31-25
	H W	40-38
	H W	50-45
1943-44	H W	47-36
	H W	48-31
	A W	58-29
	A W	61-36
1944-45	H W	49-37
	H W	46-28
	A W	62-43
	A W	53-30
1945-46	H W	47-40
	A W	44-40
1946-47	A L	38-39
	H W	60-43
1947-48	H W	65-52
	A W	66-64
1948-49	A L	46-55
	H W	51-42
1949-50	A L	40-47
	H W-OT	64-55
1950-51	N W	67-38
	H W	66-53
	A W	63-60
1951-52	A W	81-69
	H W	77-58
1952-53	A W	74-72
	H W	62-59
1953-54	H W	91-79
	A L	76-95
1954-55	A L	75-79
	H L	65-69
1955-56	H L	62-90
	A L	42-74
1956-57	A L	62-70
	H W	92-77
1957-58	A W	84-68
	H L	59-70
1958-59	H W-OT	71-69
	A L	54-67
1959-60	H L	71-74
	A W	63-58
1960-61	H W	77-60
	A W	50-48
1961-62	H L	78-80
	A W	64-58
1962-63	H W	74-66
	A L	51-55
1963-64	H W	79-65
	A L	75-77
1993-94	H W	89-61
1994-95	A L	58-61

SAN JOSE STATE (22-25)		
1942-43	H W	63-57
1947-48	A L	55-66
1948-49	H W	53-49
	A L	42-64
	N L	46-60
1949-50	H W	58-51
	A L	51-56
1952-53	A L	60-78
1953-54	H W	67-57
1955-56	H L	66-80
	A L	65-87
1956-57	A L	54-80
	H L	42-62
1957-58	A L	61-92
	H W	68-67
1958-59	N W	46-40
	A W-OT	71-69
	H W	68-52
1959-60	N W	84-60
	H W	62-58
	A W-OT	72-70
1960-61	A L	46-68
	H L	56-67
1961-62	A W	2-0
	H W	71-53

1962-63	N L	54-64
	A L	60-67
	H W	80-63
1963-64	H L	53-57
	A W	55-54
1964-65	H W	71-56
	A L	68-82
1965-66	H L	79-101
	A L	83-90
1966-67	N L	88-94
	A W	98-91
	H W	102-99
1967-68	H L	83-101
	A L	81-105
1968-69	H L	68-74
	A L	60-92
1995-96	A W	80-76
1996-97	H L	64-70
1998-99	A W	65-46
2000-01	H W	62-60
2013-14	H L	77-83
2014-15	A W	63-44

SEATTLE (12-21)		
1951-52	H L	79-87
	H W	64-53
1953-54	A L	85-94
	A L	77-92
1958-59	A L	75-83
1959-60	N L	66-67
1960-61	H L	51-81
	A L	55-86
1961-62	A L	66-83
	A L	59-74
1963-64	A L	77-100
1971-72	H L	95-103
	A L	88-106
1972-73	H W	97-85
	A W	85-72
1973-74	A L	57-74
	H L-OT	71-72
1974-75	A W	69-67
	H W	88-75
1975-76	A L	64-82
	H W-OT	78-73
1976-77	H W	93-82
	A L	62-77
1977-78	A L	83-95
	H L	76-84
1978-79	H W	98-83
	A L	79-91
1979-80	H W	89-83
	A W	96-81
1995-96	H W	76-62
2010-11	H W	84-64
2011-12	A L	70-81
2014-15	A L	45-62

SOUTH ALABAMA (3-2)		
1970-71	A L	68-74
1971-72	H W	97-73
1976-77	H W	73-64
1977-78	A L	64-82
2014-15	H W	78-68

SOUTHERN UTAH (1-1)		
1994-95	H W	84-69
1995-96	A L	80-97

ST. BONAVENTURE (0-1)		
2016-17	N L	63-89

TENNESSEE (0-1)		
1987-88	A L	75-96

TEXAS A&M (1-1)		
1946-47	N W	53-36
1954-55	N L	84-86

TEXAS CHRISTIAN (1-0)		
1945-46	N W	57-45

TEXAS- PAN AMERICAN (1-0)		
2007-08	N W	86-84

TEXAS- SAN ANTONIO (1-1)		
2010-11	H L	81-86
2011-12	A W-OT	70-64

TULANE (0-1)		
2012-13	A L	54-69

TULSA (0-1)		
1983-84	A L	70-102

UC IRVINE (12-10)		
1979-80	N W	68-55
1982-83	A L	82-85
1983-84	H W	83-81
1984-85	A L	91-92
1985-86	H W	81-72
1986-87	A L	91-103
1987-88	H W	91-89
1988-89	A W	102-76
1989-90	H W	81-71
1994-95	N L	68-75
1997-98	A W	50-46
1998-99	H W	71-58
2001-02	A L-OT2	93-96
2002-03	H L	69-74
2003-04	A L-OT	83-85
2005-06	H W	79-76
2006-07	A L	66-68
2008-09	H L	63-71
2009-10	A L	61-74
2010-11	H W	76-69
2012-13	H W	72-62
2013-14	A W	75-69

UCLA (4-19)		
1943-44	A W	48-36
	H L	38-40
1944-45	H W	36-33
	A L	28-41
1945-46	A W	47-37
1949-50	A L	41-55
1950-51	A L	60-75
1951-52	A L	70-72
1953-54	A L	68-103
1975-76	A L	61-70
1978-79	A L	71-76
1980-81	A L	63-81
1981-82	A L	69-76
1986-87	A L	82-95
1990-91	A L	85-108
1991-92	A L	58-98
1999-00	A L	66-68
2001-02	A W	85-78
2004-05	A L	83-85
2009-10	A L	52-71
2010-11	A L	69-79
2011-12	A L	39-62
2015-16	A L	67-81

1945-46	A W	48-36
1949-50	A L	41-55
1950-51	A L	60-75
1951-52	A L	70-72
1953-54	A L	68-103
1975-76	A L	61-70
1978-79	A L	71-76
1980-81	A L	63-81
1981-82	A L	69-76
1986-87	A L	82-95
1990-91	A L	85-108
1991-92	A L	58-98
1999-00	A L	

RECORDS VS. SELECTED OPPONENTS

UTAH

(2-6)

1966-67	A	L	64-115
1978-79	N	W-OT	92-88
2000-01	H	L	56-69
2001-02	A	L	74-81
2002-03	H	L	61-77
2003-04	A	L	69-76
2009-10	H	W	76-64
2010-11	A	L	60-67

UTAH VALLEY

(1-1)

2012-13	A	L-OT	63-67
2013-14	H	W	58-53

WAKE FOREST

(0-1)

2001-02	N	L	74-83
---------	---	---	-------

WASHINGTON

(0-1)

2006-07	A	L	91-99
---------	---	---	-------

WASHINGTON STATE

(3-3)

1976-77	A	W	71-67
1977-78	H	L	62-75
1985-86	H	W	84-76
1986-87	A	L	77-82
2011-12	N	L	56-67
2012-13	H	W-OT	58-56
2013-14	A	L	61-78

WEBER STATE

(2-4)

1966-67	A	L	96-104
1968-69	A	L	46-73
1993-94	N	L	63-66
1995-96	H	W	99-88
1996-97	A	L	54-80
2016-17	H	W	69-68

WESTERN OREGON

(1-0)


2008-09	H	W	77-67
---------	---	---	-------

WYOMING


(1-2)

1959-60	A	L	68-75
2000-01	A	W	72-69
2009-10	A	L-OT	82-86

BUSINESS FRIENDS WORKING FOR THE FUTURE OF PEPPERDINE



ENVIRONMENTAL CONTRACTING CORPORATION



PREMIER COMMERCIAL INTERIOR CONSTRUCTION

**880 EAST 1ST STREET
LOS ANGELES, CA 90012
213.620.8008
www.eccla.com**



McCarthy Building Companies, Inc.

www.mccarthy.com

CORNICHE TRAVEL

Official Travel Department for Pepperdine for 24 years!
Intense Dedication to Personalized Service
Call us for your business and personal travel requirements

310.854.6000

RM RANDALL/McANANY COMPANY
Painting and Wallcovering Contractors
4935 McConnell Avenue, Suite 20
Los Angeles, CA 90066
Tel: 310/822-3344 Fax: 310/301-4924
State Lic # 362689

www.RMCompany.com

JOE TAPIA
Vice President
(805) 432-2790



JTF CONSTRUCTION INC.

GENERAL CONTRACTOR
LIC. 866899

P.O. BOX 7413, Oxnard, CA 93031 Office: (805) 487-7121
Email: jtap1@verizon.net Fax: (805) 487-9127

TIRES • WHEELS • BRAKES • WHEEL ALIGNMENT



TIRE MAN

GREG • ROBERT • CAREY • BILL • JARED • JOSH • FERNANDO • EDGAR

THOUSAND OAKS • 805-497-7573
2468 Thousand Oaks Blvd
Thousand Oaks, Ca 91362

AGOURA • 818-879-5232
28115 Dorothy Dr.
Agoura Hills, Ca 91301



AMERICAN ENVIRONMENTAL SPECIALISTS

James F. McClung, Jr.
President

Office: (714) 379-3333 Cell: (714) 325-3053
Fax: (714) 379-3338 Email: jim@aeshb.com
www.AESHB.com

15183 Springdale St., Huntington Beach, CA 92649

MOSSER PLUMBING, INC.
Lic. # 497428

13376 Beach Avenue
Marina Del Rey, CA 90292

www.mosserplumbing.com
e-mail: mosser@flash.net



INSTALLATION - ACCESSORIES - CONTROL
WATER PIPING REPLACEMENT
PIPE LOCATION - VISUAL INSPECTIONS
PLUMBING - HEATING REPAIRS
ON-SITE DISPOSAL - WASTE WATER MANAGEMENT
REMODELING - GENERAL CONTRACTING

You get what we INSPECT
...not what you EXPECT

310-305-9900
800-559-PLUM
310-305-9924 Fax

Plumbing Contractors C-36
General Contractors B-1
Sanitation Contractors C-42
General Engineering Contractors A
Home Improvement Contractors HIC

me engineers **Go Waves!**

MECHANICAL & ELECTRICAL
310.842.8700 10113 Jefferson Blvd., Culver City, CA 90232
www.me-engineers.com

Home • Commercial • Marine

WESTOAKS GLASS AND MIRROR INC.

Champion Glass

31210 La Baya Dr. Suite #203 • Westlake Village, CA 91362
Tel 805.493.2591 • 818.707.1075 • 310.456.1315
Fax 818.707.6490 Cont Lic # 683545

Bob Gillmore
President

FIRESTONE FIELDHOUSE



Pepperdine basketball has utilized many home courts during its illustrious history. When Pepperdine was located in South-Central Los Angeles, the Waves played many games at the old Campus Gym. However, Pepperdine teams wandered all over the Los Angeles area seeking a home court during the 1960s and 1970s. For example, the team played at such historic sports venues as The Great Western Forum and the Los Angeles Sports Arena. Additionally, the Waves also played "home" games at the Culver City Auditorium, El Segundo High School, Morningside High School and the Pan-Pacific Auditorium.

Pepperdine basketball moved into its permanent home on Nov. 30, 1973, when the Waves played their first game at Firestone Fieldhouse on the Malibu campus. Although Pepperdine lost that first game — to Pacific, by a score of 52-50 — the Waves have developed a decided homecourt advantage during the facility's 43-year history.

The intimate facility is an excellent place to view basketball and volleyball events from both courtside bleachers and upstairs theater seats. The listed capacity is 3,104, but attendance can climb closer to 5,000 for concerts, graduation ceremonies and lectures.

Pepperdine owns a 44-year record of 392-195 (.668) at Firestone Fieldhouse. The Waves won a school-record 30 consecutive home games from 1984 through 1987.

Named in honor of Leonard K. Firestone, the facility was officially dedicated by President Gerald R. Ford on Sept. 20, 1975. A record 4,500 fans packed Firestone Fieldhouse on Feb. 6, 1976, as Pepperdine upset No. 3-ranked UNLV by a final score of 93-91.

FIRESTONE FIELDHOUSE YEAR-BY-YEAR RECORDS

YEAR	OVERALL	PCT.	WCC	PCT.
1973-74	5-10	.333	1-6	.143
1974-75	11-4	.733	4-3	.571
1975-76	17-1	.944	6-0	1.000
1976-77	10-4	.714	4-3	.571
1977-78	6-8	.429	2-5	.286
1978-79	14-2	.875	6-1	.857
1979-80	9-4	.692	6-2	.750
1980-81	9-3	.750	6-1	.857
1981-82	13-1	.929	7-0	1.000
1982-83	13-4	.765	5-1	.833
1983-84	10-5	.667	3-3	.500
1984-85	13-0	1.000	6-0	1.000
1985-86	15-0	1.000	7-0	1.000
1986-87	8-5	.615	4-3	.571
1987-88	11-2	.846	6-1	.857
1988-89	10-3	.769	7-0	1.000
1989-90	10-2	.833	6-1	.857
1990-91	10-4	.714	6-1	.857
1991-92	11-2	.846	7-0	1.000
1992-93	10-3	.769	5-2	.714
1993-94	9-3	.750	4-3	.571
1994-95	7-5	.583	4-3	.571
1995-96	2-8	.200	0-7	.000
1996-97	5-7	.417	3-4	.429
1997-98	10-2	.833	5-2	.714
1998-99	12-2	.857	6-1	.857
1999-00	11-1	.917	7-0	1.000
2000-01	10-2	.833	6-1	.857
2001-02	11-1	.917	7-0	1.000
2002-03	6-6	.500	4-3	.571
2003-04	8-4	.667	5-2	.714
2004-05	9-3	.750	4-3	.571
2005-06	6-6	.500	3-4	.429
2006-07	3-9	.250	2-5	.286
2007-08	4-6	.400	2-5	.286
2008-09	5-10	.333	3-4	.429
2009-10	5-11	.313	3-4	.429
2010-11	7-7	.500	4-3	.571
2011-12	6-7	.462	3-5	.375
2012-13	6-7	.462	2-6	.250
2013-14	8-6	.571	5-4	.556
2014-15	10-5	.667	5-4	.556
2015-16	10-3	.769	6-3	.667
2016-17	7-7	.500	4-5	.444
44 seasons	392-195	.668	201-114	.638

FIRESTONE FIELDHOUSE QUICK FACTS

Location Tyler Drive, on campus
 Completed October 1973
 First Game Nov. 30, 1973, vs. Pacific
 Basketball Attendance Record 4,500 vs. UNLV (Feb. 6, 1976)
 Floor Type Wood
 Floor Development Sports Technology Group of Placentia
 Lighting 200 candlepower
 Parking Tyler Drive and adjacent lot (300 spaces)
 Contractor Moran Construction Company, Inc.
 Architect Richard L. Dorman
 Major Donor Leonard K. Firestone
 Official Dedication .. Sept. 20, 1975, by President Gerald R. Ford



FIELDHOUSE TEAM RECORDS

PEPPERDINE		OPPONENT
131 vs. Loyola Marymount, 2/17/1990 129 vs. U.S. International, 1/7/1986 118, twice (last vs. Hope International, 1/8/2008)	POINTS	123 by Loyola Marymount, 2/17/1990 117 by UNLV, 3/5/1977 111 by Memphis State, 12/21/1974
68 vs. Hope International, 1/8/2008	FIRST-HALF POINTS	57, twice (last by LMU, 2/17/1990)
72 vs. Moorhead State, 12/23/1974	SECOND-HALF POINTS	66 by Loyola Marymount, 2/17/1990
+51 vs. Northland, 1/2/1982 (110-59)	MARGIN OF VICTORY	+47 by Gonzaga, 1/28/2017 (96-49)
52 vs. U.S. International, 1/7/1986	FIELD GOALS MADE	51 by UNLV, 3/5/1977
96 vs. Portland State, 12/15/1978	FIELD GOALS ATTEMPTED	102 by UNLV, 2/6/1976
.745 vs. Kansas, 12/27/1979 (35-47)	FIELD GOAL PERCENTAGE (HIGH)	.667 by Gonzaga, 2/2/2001 (30-45)
.245 vs. Saint Mary's, 2/27/2013 (13-53)	FIELD GOAL PERCENTAGE (LOW)	.215 by Nebraska-Omaha, 12/3/1990 (14-65)
17 vs. Santa Clara, 2/23/2002	THREE-POINTERS MADE	17, twice (last by Portland State, 12/13/2010)
40 vs. UC Santa Barbara, 11/21/2006	THREE-POINTERS ATTEMPTED	40 by Hope International, 1/8/2008
.667 vs. San Diego, 2/24/1990 (12-18)	THREE-POINT PERCENTAGE	.647 by San Diego, 2/24/1996 (11-17)
42 vs. Northeastern, 12/18/1988	FREE THROWS MADE	34 by Dayton, 11/21/2003
50 vs. Northeastern, 12/18/1988	FREE THROWS ATTEMPTED	41, twice (last by Dayton, 11/21/2003)
.926 vs. Saint Mary's, 2/21/1985 (25-27)	FREE THROW PERCENTAGE	.952 by San Francisco, 3/1/2003 (20-21)
81 vs. Portland, 12/20/1975	REBOUNDS	58 by Mount Marty, 12/13/1975
+43 vs. Portland, 12/20/1975 (81-38)	REBOUND MARGIN	+29 by Gonzaga, 2/3/2007 (49-20)
31 vs. Gonzaga, 2/20/2006	PERSONAL FOULS	35, twice (last by LMU, 2/17/1990)
38 vs. U.S. International, 1/7/1986	ASSISTS	30, twice (last by Saint Mary's, 2/14/1981)
37 vs. St. Xavier, 12/30/1976	TURNOVERS	36, twice (last by Montana State, 12/7/1979)
14 vs. Portland, 2/5/2007	BLOCKED SHOTS	12 by UC Santa Barbara, 11/21/2006
22 vs. Northland, 1/2/1982	STEALS	17, twice (last by Pacific, 12/13/2008)

Minimums: three-point percentage 10 made, free throw percentage 20 made

FIELDHOUSE INDIVIDUAL RECORDS

PEPPERDINE		OPPONENT
38, Ray Ellis vs. Texas-Arlington (12/9/1977)	POINTS	40, Freeman Williams, Portland State (1/21/1978)
17, Ray Ellis vs. Texas-Arlington (12/9/1977)	FIELD GOALS MADE	18, Freeman Williams, Portland State (1/21/1978)
1.000, Dana Jones vs. Boise State (11/30/1991, 14-14)	FIELD GOAL PERCENTAGE	1.000, John Bryant, Santa Clara (2/16/2008, 11-11)
8, Terrance Johnson vs. San Diego (2/12/2004)	THREE-POINTERS MADE	9, twice last Dave Calloway, Monmouth (1/2/1990)
1.000, Devin Montgomery vs. Santa Clara (2/23/2002, 6-6)	THREE-POINT PERCENTAGE	.875, Gabe Rogers, Northern Arizona (11/28/2010, 7-8)
19, Tom Lewis vs. Northeastern (12/18/1988)	FREE THROWS MADE	16, Greg Goorjian, Loyola Marymount (3/10/1983)
1.000 (12-12), several times last Stacy Davis vs. San Diego (1/21/2016)	FREE THROW PERCENTAGE	1.000, Steve Nash, Santa Clara (2/25/1995, 15-15)
24, Dick Skophammer twice last vs. Nebraska-Omaha (1/5/1976)	REBOUNDS	22, Josh Heytvelt, Gonzaga (2/3/2007)
17, Bryan Parker vs. Oral Roberts (1/9/1993)	ASSISTS	15, Mickey McConnell, Saint Mary's (1/8/2011)
11, Jarrad Henry vs. Portland (2/5/2007)	BLOCKED SHOTS	6, many times last Robert Sacre, Gonzaga (2/20/2010)
8, Michael Knight vs. Loyola Marymount (12/10/1977)	STEALS	9, Johnny High, Nevada (12/20/1983)



PEPPERDINE
BASKETBALL

