

PEPPERDINE

WOMEN'S BASKETBALL

2017-18 RECORD BOOK
COMPETING WITH PURPOSE | #WAVESUP







PEPPERDINE HISTORY

TABLE OF CONTENTS

Pepperdine History 3
 Year-by-Year Records 4
 Postseason Results 5-6
 Honors & Awards 7-8
 Records and Annual Statistics/Leaders... 9-23
 All-Time Roster 24-26
 Waves in the WNBA/Olympics 27
 Game-by-Game Results 28-33
 Records vs. Opponents 34-37
 Firestone Fieldhouse 38

QUICK FACTS

Location Malibu, Calif. 90263
 Founded 1937 (Malibu Campus 1972)
 Enrollment 8,000 (3,000 undergraduate)
 Nickname Waves
 Colors Blue and Orange
 Conference West Coast
 Home Court Firestone Fieldhouse
 capacity 3,104
 opened 1973
 President Andrew K. Benton
 Athletic Director Dr. Steve Potts
 Athletic Department phone (310) 506-4150
 Ticket Office phone (866) WAVE-TIX

WOMEN'S BASKETBALL

Head Coach DeLisha Milton-Jones (1st season)
 Pepperdine record 0-0 (1st season)
 overall record 0-0 (1st season)
 e-mail DeLisha.Milton@Pepperdine.edu
 phone (310) 506-4768

All-Time Record (entering 2017-18) 629-602
 seasons 42
 first season 1975-76
 All-Time WCC Record (entering 2017-18) 225-239
 seasons 32
 first season 1985-86
 NCAA Championships Appearances 4
 last 2006
 WCC Regular-Season Championships 4
 last 2003
 WCC Tournament Championships 3
 last 2006

ATHLETIC COMMUNICATIONS

Director Roger Horne
 office phone (310) 506-4455
 e-mail roger.horne@pepperdine.edu
 Assistant/WBKB contact Jacob Breems
 office phone (310) 506-4333
 e-mail jacob.breems@pepperdine.edu
 Address 24255 Pacific Coast Highway
 Malibu, Calif. 90263
 Fax (310) 506-7459
 Press Row (310) 456-5050
 Website www.pepperdinewaves.com
 Facebook Pepperdine Women's Basketball
 Pepperdine Athletics
 Twitter @WavesHoops
 @PepperdineWaves
 Instagram PepperdineWBB
 PepperdineWaves

Pepperdine began sponsoring women's basketball during the 1975-76 season and has now fielded a team for 42 years in Firestone Fieldhouse. Over the last 22 seasons, Pepperdine has posted a winning record 12 times and has recorded 20-win seasons on seven occasions.

The Waves made their first-ever NCAA Tournament appearance in 2000 with an at-large bid, then captured the WCC Tournament title and subsequent NCAA appearances in 2002, 2003 and 2006. Pepperdine also won or shared four WCC regular-season titles during a five-season span.

In addition to NCAA appearances, the Waves were invited to the WNIT in 1999, 2001, 2004, 2010 and 2011.

All-time, the Waves have a record of 629-602 (.511) over 42 seasons with 13 postseason appearances.

Pepperdine opened the inaugural 1975-76 season under the direction of head coach Marcia Cantrell. Patty Meyers then assumed the head coaching duties the following year and quickly transformed Pepperdine into one of the region's top programs. During a four-year span from 1977-78 to 1980-81, Meyers led the Waves to three appearances in the AIAW Championships. Then, after the 1981-82 season, Pepperdine earned a berth to the eight-team National Women's Invitation Tournament in Amarillo, Texas. In seven seasons, Meyers put together a record of 146-70 (.676).

Ron Fortner began his 10-year tenure as the Waves' head coach prior to the 1983-84 campaign, and guided the program from NCAA Division I independent status to membership in the WCC in 1985-86. Fortner markedly improved Pepperdine's schedule and developed a number of outstanding players, including All-American Maureen Formico, the school's all-time leading scorer.

In June of 1993, Mark Trakh of nearby Brea Olinda High School in Orange County was hired to direct the program. Under his guidance, the Waves posted six straight 20-win seasons from 1998-2003. A program first came in 1999 when his team tied for the WCC regular-season title. The Waves went on to win outright regular-season crowns in 2000, 2002 and 2003.

In the postseason, Trakh took the Waves to second-place finishes at the WCC Tournament in 1999 and 2000, then won back-to-back tournament titles in 2002 and 2003. Trakh's teams made six straight postseason appearances, three in the NAAs and three in the WNIT.

Prior to the 2004-05 season, Julie Rousseau was handed the coaching reins. She brought with her a wealth of basketball experience, having been a head coach of the WNBA's Los Angeles Sparks and an assistant at Stanford.

In her second season, Rousseau took the Waves back to the postseason. Despite finishing the year with a 14-17 record, Rousseau led her team to a spectacular run at the WCC Tournament, as the Waves won three games in four days, including a 71-67 victory over top-seeded Santa Clara in the championship game. That gave the Waves a spot in the NCAA Tournament. In 2010, Rousseau's Waves won 20 games for the first time in her tenure, made the championship game of the WCC Tournament and advanced to the WNIT. Pepperdine made its second consecutive WNIT trip in 2011.

Ryan Weisenberg succeeded Rousseau, becoming the sixth coach in program history in April 2013. Weisenberg served as an assistant at Pepperdine for one season before being promoted. He guided the Waves to opening-round wins in the WCC Tournament in two of his four seasons at the helm.

Weisenberg was followed by current head coach DeLisha Milton-Jones, who was appointed to the post in March of 2017 after one season as an assistant with the Waves. She comes to Pepperdine after an all-time great playing career in the WNBA and abroad, having won two WNBA titles and two Olympic gold medals. She retired as a two-time WNBA All-Star and with the league record for games played (499) in her 17 seasons.

Professionally, three former Pepperdine players have been noteworthy. Rasheeda Clark, who played for the Waves from 1999-2001 and was the 2000 WCC Player of the Year, became the school's first player to be chosen in the WNBA Draft. Then, Jennifer Lacy became the first WCC women's basketball player to make a WNBA roster, as she won a spot with the Phoenix Mercury in 2006. Lacy was then part of the Mercury's 2007 WNBA championship squad and had a successful 10-year run in the league. Miranda Ayim played briefly for the Tulsa Shock in 2011 and currently plays overseas.

In 2012, Ayim became the first Pepperdine women's basketball product to compete in the Olympics. The 2010 Division I-AAA ADA Scholar-Athlete of the Year helped her native Canada reach the quarterfinals for the first time at the London Games. She followed that up with a key role on Canada's 2016 Olympic squad in Rio.




YEAR-BY-YEAR RECORDS

YEAR	COACH	OVERALL						WCC			WCC FINISH	H	A	WCC TOURN.	POST-SEASON
		W	L	PCT	H	A	N	W	L	PCT					
1975-76	Marcia Cantrell	2	18	.100	—	—	—	—	—	—	—	—	—	—	—
1976-77	Patty Meyers	12	13	.480	6-4	3-6	3-3	—	—	—	—	—	—	—	—
1977-78	Patty Meyers	29	6	.829	10-2	12-0	7-4	—	—	—	—	—	—	—	AIAW
1978-79	Patty Meyers	27	13	.675	14-4	6-5	7-4	—	—	—	—	—	—	—	AIAW
1979-80	Patty Meyers	23	4	.852	12-1	7-1	4-2	—	—	—	—	—	—	—	—
1980-81	Patty Meyers	24	10	.706	15-4	7-6	2-0	—	—	—	—	—	—	—	AIAW
1981-82	Patty Meyers	16	13	.552	8-4	5-5	3-4	—	—	—	—	—	—	—	WNIT
1982-83	Patty Meyers	15	11	.577	7-5	7-5	1-1	—	—	—	—	—	—	—	—
1983-84	Ron Fortner	13	18	.419	5-7	3-6	5-5	—	—	—	—	—	—	—	—
1984-85	Ron Fortner	10	19	.345	5-7	5-10	0-2	—	—	—	—	—	—	—	—
1985-86	Ron Fortner	7	21	.250	2-12	3-6	2-3	5	7	.417	T-5th WCC	2-4	3-3	—	—
1986-87	Ron Fortner	16	11	.593	8-5	3-4	5-2	6	6	.500	T-4th WCC	4-2	2-4	—	—
1987-88	Ron Fortner	15	12	.556	10-3	3-8	2-1	8	6	.571	4th WCC	5-2	3-4	—	—
1988-89	Ron Fortner	11	17	.393	5-8	4-7	2-2	6	8	.429	T-4th WCC	3-4	3-4	—	—
1989-90	Ron Fortner	14	14	.500	10-6	3-8	1-0	5	9	.357	T-5th WCC	4-3	1-6	—	—
1990-91	Ron Fortner	13	15	.464	9-6	3-8	1-1	6	8	.429	5th WCC	4-3	2-5	—	—
1991-92	Ron Fortner	17	11	.607	12-4	4-6	1-1	9	5	.643	4th WCC	5-2	4-3	Semifinals	—
1992-93	Ron Fortner	15	15	.500	8-6	7-5	0-4	7	7	.500	3rd WCC	3-4	4-3	Semifinals	—
1993-94	Mark Trakh	14	12	.538	8-6	5-6	1-0	6	8	.429	T-5th WCC	3-4	3-4	—	—
1994-95	Mark Trakh	10	16	.385	6-5	3-11	1-0	4	10	.286	T-6th WCC	3-4	1-6	Semifinals	—
1995-96	Mark Trakh	15	13	.536	8-8	6-3	1-2	7	7	.500	T-4th WCC	3-4	4-3	Semifinals	—
1996-97	Mark Trakh	15	13	.536	10-4	4-7	1-2	6	8	.429	5th WCC	4-3	2-5	Semifinals	—
1997-98	Mark Trakh	21	10	.677	10-3	9-4	2-3	10	4	.714	2nd WCC	5-2	5-2	Semifinals	—
1998-99	Mark Trakh	21	9	.700	10-3	8-5	3-1	11	3	.786	T-1st WCC	6-1	5-2	Runner-up	WNIT
1999-00	Mark Trakh	21	10	.677	10-2	7-6	4-2	12	2	.857	1st WCC	7-0	5-2	Runner-up	NCAA
2000-01	Mark Trakh	20	11	.645	10-3	8-7	2-1	10	4	.714	T-3rd WCC	6-1	4-3	1st Round	WNIT
2001-02	Mark Trakh	23	8	.742	12-3	6-4	5-1	11	3	.786	1st WCC	6-1	5-2	Champions	NCAA
2002-03	Mark Trakh	22	8	.733	12-4	9-4	1-0	12	2	.857	1st WCC	6-1	6-1	Champions	NCAA
2003-04	Mark Trakh	17	13	.567	9-6	5-6	3-1	10	4	.714	T-2nd WCC	6-1	4-3	Semifinals	WNIT
2004-05	Julie Rousseau	12	17	.414	5-7	4-8	3-2	7	7	.500	T-3rd WCC	3-4	4-3	Semifinals	—
2005-06	Julie Rousseau	14	17	.452	8-5	3-11	3-1	8	6	.571	4th WCC	5-2	3-4	Champions	NCAA
2006-07	Julie Rousseau	14	17	.452	7-8	6-8	1-1	6	8	.429	5th WCC	3-4	3-4	Semifinals	—
2007-08	Julie Rousseau	10	18	.357	7-5	3-12	0-1	5	9	.357	T-6th WCC	3-4	2-5	1st Round	—
2008-09	Julie Rousseau	16	13	.552	10-5	6-6	0-2	9	5	.643	3rd WCC	6-1	3-4	Quarterfinals	—
2009-10	Julie Rousseau	20	12	.625	8-4	8-7	4-1	9	5	.643	3rd WCC	4-3	5-2	Runner-up	WNIT
2010-11	Julie Rousseau	18	12	.600	11-3	7-8	0-1	9	5	.643	3rd WCC	6-1	3-4	Quarterfinals	WNIT
2011-12	Julie Rousseau	14	15	.483	7-5	5-9	2-1	8	8	.500	5th WCC	5-3	3-5	Quarterfinals	—
2012-13	Julie Rousseau	5	23	.179	4-11	1-11	0-1	2	14	.143	9th WCC	2-6	0-8	1st Round	—
2013-14	Ryan Weisenberg	6	25	.194	3-10	2-14	1-1	1	17	.056	10th WCC	1-8	0-9	Quarterfinals	—
2014-15	Ryan Weisenberg	8	22	.267	2-10	5-11	1-1	3	15	.167	9th WCC	2-7	1-8	1st Round	—
2015-16	Ryan Weisenberg	7	24	.226	5-8	1-13	1-3	2	16	.111	9th WCC	2-7	0-9	Quarterfinals	—
2016-17	Ryan Weisenberg	7	23	.233	5-9	2-13	0-1	5	13	.278	T-9th WCC	4-5	1-8	1st Round	—
Totals	42 seasons	629	602	.511				225	239	.485					

COACHING RECORDS


Coach	Years	Seasons	Overall		Conference	
			W-L	Pct.	W-L	Pct.
Mark Trakh	1993-94 to 2003-04	11	199-123	.618	99-55	.643
Patty Meyers	1976-77 to 1982-83	7	146-70	.676	—	—
Ron Fortner	1983-84 to 1992-93	10	131-153	.461	52-56	.481
Julie Rousseau	2004-05 to 2012-13	9	123-144	.461	63-67	.485
Ryan Weisenberg	2013-14 to 2016-17	4	28-94	.230	11-61	.153
Marcia Cantrell	1975-76	1	2-18	.100	—	—



POSTSEASON RESULTS

NCAA TOURNAMENT

Year	Region	Site	Round	Date	Score
2000	Midwest Regional	Charlottesville, Va.	First Round	March 17	#4 Virginia 74, #13 Pepperdine 62
2002	West Regional	Norman, Okla.	First Round	March 16	#9 Villanova 67, #8 Pepperdine 46
2003	West Regional	Ruston, La.	First Round	March 23	#5 Louisiana Tech 94, #12 Pepperdine 60
2006	San Antonio Regional	Denver, Colo.	First Round	March 18	#2 Oklahoma 78, #15 Pepperdine 66



WNIT

Year	Site	Round	Date	Score
1982	Amarillo, Texas	First Round	March 25	Florida State 76, Pepperdine 63
		Consolation	March 26	DePaul 81, Pepperdine 51
		Consolation	March 27	Southern Mississippi 79, Pepperdine 68
1999	Albuquerque, N.M.	First Round	March 12	New Mexico 81, Pepperdine 69
2001	Tucson, Ariz.	First Round	March 15	Arizona 85, Pepperdine 65
2004	Seattle, Wash.	First Round	March 19	Washington 71, Pepperdine 59
2010	Provo, Utah	First Round	March 18	Brigham Young 62, Pepperdine 58
2011	Stillwater, Okla.	First Round	March 16	Oklahoma State 81, Pepperdine 74

AIAW CHAMPIONSHIPS

Year	Region	Site	Score
1978	West Regional	Palo Alto, Calif.	Pepperdine 70, Cal State Dominguez Hills 39
			Pepperdine 58, San Francisco, 51
			Biola 53, Pepperdine 46
	Small College National Finals	Florence, S.C.	Pepperdine 65, Fordham 63
			Biola 96, Pepperdine 60
			Arkansas-Monticello 74, Pepperdine 73
1979	West Regional	Santa Barbara, Calif.	Pepperdine 108, Chapman 68
			Pepperdine 75, Biola 66
			San Francisco 63, Pepperdine 59
	Small College National Finals	Fargo, N.D.	Tougaloo College 63, Pepperdine 59
			Pepperdine 83, Eastern Washington 65
			High Point 77, Pepperdine 62
1981	Region 8 Tournament	Malibu, Calif.	Long Beach State 80, Pepperdine 57

WCC TOURNAMENT RESULTS

APPEARANCES: 22 CHAMPIONSHIPS: 3 (2002, 2003, 2006) ALL-TIME RECORD: 21-19 (-.525)

	Site	Round	Date	Score
1992	Santa Clara	Semifinals	March 13	#1 Santa Clara 65, #4 Pepperdine 60
1993	Santa Clara	Semifinals	March 12	#2 San Diego 83, #3 Pepperdine 67
1995	Santa Clara	First Round	March 2	#3 Santa Clara 76, #6 Pepperdine 63
1996	Santa Clara	First Round Semifinals	Feb. 29 March 1	#5 Pepperdine 48, #4 Saint Mary's 41 #2 San Francisco 59, #5 Pepperdine 43
1997	Loyola Marymount	First Round Semifinals	Feb. 27 Feb. 28	#5 Pepperdine 58, #4 Santa Clara 56 #1 Portland 61, #5 Pepperdine 58 (OT)
1998	Santa Clara	First Round Semifinals	Feb. 26 Feb. 27	#2 Pepperdine 75, #7 Gonzaga 56 #3 Saint Mary's 68, #2 Pepperdine 56
1999	Santa Clara	First Round Semifinals Championship	Feb. 25 Feb. 26 Feb. 28	#1 Pepperdine 61, #8 San Francisco 57 #1 Pepperdine 80, #5 Portland 70 #3 Saint Mary's 72, #1 Pepperdine 69
2000	Santa Clara	First Round Semifinals Championship	March 2 March 3 March 5	#1 Pepperdine 82, #8 Gonzaga 71 #1 Pepperdine 68, #7 Portland 49 #4 San Diego 68, #1 Pepperdine 51
2001	San Diego	First Round	March 1	#5 San Francisco 78, #4 Pepperdine 73
2002	San Diego	First Round Semifinals Championship	Feb. 28 March 1 March 3	#1 Pepperdine 68, #8 Gonzaga 64 #1 Pepperdine 82, #4 San Francisco 77 #1 Pepperdine 81, #2 Santa Clara 77
2003	San Diego	Semifinals Championship	March 8 March 9	#1 Pepperdine 62, #5 San Diego 53 #1 Pepperdine 69, #3 Santa Clara 57
2004	Santa Clara	Quarterfinals Semifinals	March 5 March 6	#3 Pepperdine 82, #6 Santa Clara 77 (OT) #2 Gonzaga 66, #3 Pepperdine 64 (OT)
2005	Santa Clara	First Round Semifinals	March 3 March 5	#4 Pepperdine 57, #5 Saint Mary's 49 #1 Gonzaga 58, #4 Pepperdine 40
2006	Gonzaga	First Round Semifinals Championship	March 2 March 4 March 5	#4 Pepperdine 70, #5 Saint Mary's 58 #4 Pepperdine 59, #3 Loyola Marymount 58 #4 Pepperdine 71, #1 Santa Clara 67
2007	Portland	First Round Semifinals	March 1 March 3	#5 Pepperdine 71, #4 Saint Mary's 67 (OT) #3 Loyola Marymount 64, #5 Pepperdine 61 (OT)
2008	San Diego	First Round	March 6	#1 Gonzaga 77, #8 Pepperdine 67
2009	Las Vegas	Quarterfinals	March 7	#6 San Diego 76, #3 Pepperdine 69
2010	Las Vegas	Quarterfinals Semifinals Championship	March 6 March 7 March 8	#3 Pepperdine 60, Loyola Marymount 51 #3 Pepperdine 62, Saint Mary's 56 #1 Gonzaga 76, Pepperdine 48
2011	Las Vegas	Quarterfinals	March 5	#7 San Diego 77, #3 Pepperdine 68
2012	Las Vegas	Second Round Quarterfinals	March 1 March 2	#5 Pepperdine 56, #9 Loyola Marymount 45 #4 Saint Mary's 67, #5 Pepperdine 63
2013	Las Vegas	First Round	March 6	#8 San Francisco 80, #9 Pepperdine 48
2014	Las Vegas	First Round Quarterfinals	March 6 March 7	#10 Pepperdine 80, #7 Santa Clara 74 #2 BYU 77, #10 Pepperdine 51
2015	Las Vegas	First Round	March 5	#8 Loyola Marymount 68, #9 Pepperdine 67
2016	Las Vegas	First Round Quarterfinals	March 3 March 4	#9 Pepperdine 81, #8 Pacific 72 #1 BYU 72, #9 Pepperdine 59
2017	Las Vegas	First Round	March 2	#9 Pacific 73, #8 Pepperdine 55



HONORS & AWARDS

ALL-AMERICANS

- 1977 Kim Bueltel
- 1978 Kim Bueltel
Desi Marcelin
- 1980 Kim Bueltel
- 1985 Maureen Formico
- 1986 Maureen Formico

WCC PLAYER OF THE YEAR

- 2000 Rasheeda Clark
- 2003 Tamara McDonald

WCC DEFENDER OF THE YEAR

- 2001 Neshia Thomas
- 2006 Kelsey Ball
- 2011 Jazmine Jackson
- 2012 Jazmine Jackson

WCC NEWCOMER OF THE YEAR

- 1987 Earnesta Grace
- 1995 Iseth Cowan

WCC FRESHMAN OF THE YEAR

- 1987 Earnesta Grace
- 1991 Aimee McDaniel
- 1994 Lisa Siders
- 1996 Jenny Frank
- 2000 Damaris Hinojosa

WCC COACH OF THE YEAR

- 1999 Mark Trakh
- 2002 Mark Trakh

WCC TOURNAMENT MVP


- 2002 Damaris Hinojosa
- 2006 Daphanie Kennedy

WCC ALL-TOURNAMENT TEAM

- 1992 Shannon Frowiss
- 1996 Lisa Siders
- 1997 Lisa Siders
- 1999 Rasheeda Clark
- 2000 Rasheeda Clark
Damaris Hinojosa
- 2002 Damaris Hinojosa
Nadja Morgan
- 2003 Keani Christiansen
Kelli Spencer
- 2005 Jennifer Lacy
- 2006 Jasmene Clarendon
Daphanie Kennedy
- 2007 Teiosha George
- 2010 Miranda Ayim
Lauren Bell



**KIM
BUELTEL**



**MAUREEN
FORMICO**



**DESI
MARCELIN**

ALL-WCC

- 1986 Maureen Formico (1st)
- 1987 Earnesta Grace (1st)
- 1988 Earnesta Grace (1st)
Stephanie Meneze (1st)
- 1989 Dionne Burgess (1st)
April Marion (1st)
Kristy Greenberg (HM)
- 1990 Shannon Frowiss (1st)
Dionne Burgess (HM)
Kristy Greenberg (HM)
Sherri Murrell (HM)
- 1991 Shannon Frowiss (1st)
Aimee McDaniel (HM)
Linda Waters (HM)
- 1992 Shannon Frowiss (1st)
Barbara Tanner (HM)
- 1993 Aimee McDaniel (1st)
Nikki Brodowy (HM)
- 1994 Aimee McDaniel (1st)
Nikki Brodowy (HM)
Lisa Siders (HM)
- 1995 Lisa Siders (1st)
Iseth Cowan (HM)
- 1996 Lisa Siders (1st)
Jenny Frank (HM)
- 1997 Lisa Siders (1st)
Angie White (HM)
- 1998 Jenny Frank (1st)
Dana Sulenski (1st)
Angie White (HM)
- 1999 Rasheeda Clark (1st)
Kate Crane (1st)
Samanta Rigley (HM)
Dana Sulenski (HM)
- 2000 Rasheeda Clark (1st)
Damaris Hinojosa (1st)
Dee Braxton (HM)

- 2001 Damaris Hinojosa (1st)
Rasheeda Clark (HM)
- 2002 Damaris Hinojosa (1st)
Nadja Morgan (1st)
Sarah Richen (HM)
- 2003 Shanell Law (1st)
Tamara McDonald (1st)
Nicole Funn (HM)
Damaris Hinojosa (HM)
- 2004 Nicole Funn (1st)
Shandrika Lee (1st)
Jennifer Lacy (HM)
- 2005 Jennifer Lacy (1st)
Kelsey Ball (HM)
Daphanie Kennedy (HM)
- 2006 Jasmene Clarendon (1st)
Daphanie Kennedy (1st)
- 2007 Teena Wickett (1st)
Daphanie Kennedy (HM)
- 2008 Miranda Ayim (1st)
Daphanie Kennedy (1st)
- 2009 Miranda Ayim (1st)
Nakeya Isabell (HM)
Jazmine Jackson (HM)
- 2010 Miranda Ayim (1st)
Jazmine Jackson (HM)
- 2011 Jazmine Jackson (1st)
- 2012 Jazmine Jackson (1st)
Lauren Bell (HM)
- 2013 Shay Cooney-Williams (HM)
- 2015 Bria Richardson (2nd)
- 2016 Erica Ogwumike (1st)
- 2017 Yasmine Robinson-Bacote (1st)
Allie Green (HM)

WCC ALL-FRESHMAN TEAM

- 1986 Kari Christiansen
- 1987 Kristy Greenberg
- 1989 Susan Tousey
- 1994 Lisa Siders
- 1996 Jenny Frank
Samantha Rigley
- 2004 Kerra Wodarski
- 2005 Daphanie Kennedy
- 2006 Jessica Ross
- 2007 Teena Wickett
- 2008 Katie Menton
- 2009 Jazmine Jackson
- 2010 Shay Cooney-Williams
- 2011 Robie Mayberry
- 2014 Allie Green
- 2015 Olivia Ogwumike
- 2016 Erica Ogwumike
- 2017 Megan House
Barbara Sitanggan

ACADEMIC AWARDS

DIVISION I-AAA ADA SCHOLAR-ATHLETE OF THE YEAR

2010 Miranda Ayim

CoSIDA ACADEMIC ALL-DISTRICT

2009 Miranda Ayim (3rd team)

2010 Miranda Ayim (1st team)

WCC ALL-ACADEMIC

1993 Nikki Brodowy
Kelsey Kline
1994 Nikki Brodowy
1996 Tabitha Bailey
1997 Jill Kennedy
1998 Krista Stark
Dana Sulenski
1999 Samantha Rigley
Dana Sulenski
2000 Nadja Morgan
2002 Shandrika Lee
Nadja Morgan
2003 Kelli Spencer
2004 Shandrika Lee
Kelli Spencer
2005 Kelsey Ball
2006 Kelsey Ball
2008 Miranda Ayim
2009 Miranda Ayim
2010 Miranda Ayim (1st team)
Alex Jarrell (HM)
2011 Kelsey Patrick (1st team)
Alex Jarrell (HM)
2012 Kelsey Patrick (1st team)
Skye Barnett (HM)
2013 Kelsey Patrick (1st team)
2014 Grace Leah Baughn (HM)
2015 Bria Richardson
Krista Pettepier (HM)
2016 Olivia Ogwumike (HM)
Krista Pettepier (HM)
Devin Stanback (HM)
2017 Megan House (HM)
Keyari Sleezer (HM)

ARTHUR ASHE JR. SPORTS SCHOLARS

2009 Miranda Ayim
2010 Miranda Ayim
2011 Joy Lelo
2012 Skye Barnett
2016 Olivia Ogwumike
Devin Stanback
2017 Keyari Sleezer

WCC COMMISSIONER'S HONOR ROLL

2004 Alison Klingel (gold)
Kelli Spencer (gold)
Kelsey Ball (silver)
Shanell Law (bronze)
Shandrika Lee (bronze)
2005 Kelli Spencer (gold)
Kelsey Ball (silver)
Shanell Law (bronze)
2006 Kelsey Ball (silver)
2007 Miranda Ayim (gold)
Dana Huley (bronze)
Shannon Johnson (bronze)
Lauren Wenski (bronze)
2008 Miranda Ayim (silver)
Shannon Johnson (bronze)
Jessica Ross (bronze)
2009 Miranda Ayim (silver)
Alex Jarrell (silver)
Skye Barnett (bronze)
Joy Lelo (bronze)
Audrey Miller (bronze)
Jessica Ross (bronze)
2010 Kelsey Patrick (gold)
Miranda Ayim (silver)
Alex Jarrell (silver)
Skye Barnett (bronze)
Joy Lelo (bronze)
Audrey Miller (bronze)
2011 Kelsey Patrick (gold)
Alex Jarrell (silver)
Skye Barnett (bronze)
Dori Lansbach (bronze)
Joy Lelo (bronze)
Audrey Miller (bronze)
2012 Kelsey Patrick (gold)
Grace Leah Baughn (silver)
Dori Lansbach (silver)
Skye Barnett (bronze)
Audrey Miller (bronze)
Bria Richardson (bronze)
2013 Kelsey Patrick (gold)
Grace Leah Baughn (bronze)
Shay Cooney-Williams (bronze)
Bria Richardson (bronze)
2014 Krista Pettepier (silver)
Haley Videckis (silver)
Grace Leah Baughn (bronze)
Bria Richardson (bronze)
2015 Olivia Ogwumike (silver)
Krista Pettepier (silver)
Bria Richardson (bronze)
Devin Stanback (bronze)
2016 Erica Ogwumike (gold)
Megan House (silver)
Krista Pettepier (silver)
Keyari Sleezer (silver)
Devin Stanback (bronze)
Olivia Ogwumike (bronze)
2017 Becca Lazuka (gold)
Keyari Sleezer (silver)
Megan House (silver)
Lauren Craig (bronze)



**MIRANDA
AYIM**



**KELSEY
PATRICK**

SCORING RECORDS

GAME RECORDS

Game 46 Fannie Allen vs. Cal Poly, 12/18/1980, H

40-POINT CLUB

- 46 Fannie Allen vs. Cal Poly, 12/18/1980, H
- 44 Bria Richardson vs. Santa Clara, 1/2/2014, H
- 43 Maureen Formico vs. U.S. International, 2/25/1985, A

30-POINT CLUB

- 39 Fannie Allen vs. UC Santa Barbara, 3/1/1983, H
- 39 Maureen Formico vs. Cal Poly Pomona, 1/21/1986, H
- 38 Aimee McDaniel vs. Saint Mary's, 2/25/1994, H
- 37 Maureen Formico vs. U.S. International, 1/22/1985, H
- 37 Maureen Formico vs. Nevada, 2/1/1986, H
- 36 Maureen Formico vs. Loyola Marymount, 1/25/1985, A
- 35 Maureen Formico vs. Northern Arizona, 2/9/1985, A
- 35 Aimee McDaniel vs. Loyola Marymount, 2/17/1993, A
- 35 Aimee McDaniel vs. San Diego, 2/19/94, A
- 34 Maureen Formico vs. Wyoming, 1/10/1985, H
- 34 Jennifer Lacy vs. San Francisco, 2/3/2005, H
- 34 Erica Ogwumike vs. Portland, 2/4/2016, A
- 33 Aimee McDaniel vs. Mississippi State, 12/19/1993, H
- 33 Lisa Siders vs. Gonzaga, 1/30/1997, A
- 33 Daphanie Kennedy vs. Washington, 12/4/2007, A
- 32 Fannie Allen vs. Loyola Marymount, 2/9/1983, A
- 32 Earnesta Grace vs. San Francisco, 2/12/1988, A
- 32 Ellen Blackmun vs. Columbia, 1/3/1995, H
- 32 Jenny Frank vs. Gonzaga, 2/9/1996, H
- 32 Jenny Frank vs. Gonzaga, 1/10/1998, A
- 31 Maureen Formico vs. Brigham Young, 12/9/1983, N
- 31 Maureen Formico vs. Arizona, 2/8/1985, A
- 31 Maureen Formico vs. Hawaii, 2/28/1985, A
- 31 Lisa Siders vs. Santa Clara, 1/20/1996, A
- 31 Rasheeda Clark vs. San Diego, 1/30/1999, A
- 31 Daphanie Kennedy vs. Oklahoma, 3/18/2006, N
- 31 Daphanie Kennedy vs. Santa Clara, 2/14/2008, A
- 31 Bria Richardson vs. UC Riverside, 12/6/2013, A
- 30 Maureen Formico vs. UC Santa Barbara, 12/7/1984, A
- 30 Maureen Formico vs. San Francisco, 1/24/1986, A
- 30 Dionne Burgess vs. Portland, 1/23/1988, H
- 30 Shannon Frowiss vs. San Francisco, 2/2/1990, A
- 30 Shannon Frowiss vs. San Diego, 2/23/1991, A
- 30 Shannon Frowiss vs. Gonzaga, 2/9/1991, A
- 30 Aimee McDaniel vs. San Francisco, 1/22/1994, H
- 30 Iseth Cowan vs. Sacramento State, 12/19/1994, N
- 30 Shandrika Lee vs. Wisconsin, 11/30/2002, H
- 30 Lauren Bell vs. Saint Mary's, 3/2/2012, N
- 30 Ea Shoushtari vs. Santa Clara, 3/6/2014, N
- 30 Allie Green vs. Loyola Marymount, 12/29/2014, H
- 30 Erica Ogwumike vs. Saint Mary's, 2/11/2016, H
- 30 Allie Green vs. Loyola Marymount, 2/18/2017, H

SEASON RECORDS

POINTS	G	PTS
1. Maureen Formico (1984-85)	29	713
2. Kim Buettel (1978-79)	39	647
3. Maureen Formico (1985-86)	28	642
4. Fannie Allen (1980-81)	31	629
5. Kim Buettel (1977-78)	33	589
6. Maureen Formico (1983-84)	31	579
7. Daphanie Kennedy (2007-08)	28	549
8. Aimee McDaniel (1993-94)	26	503
9. Shannon Frowiss (1989-90)	28	502
10. Shannon Frowiss (1990-91)	28	491

SCORING AVERAGE	G	PTS	AVG
1. Maureen Formico (1984-85)	29	713	24.6
2. Maureen Formico (1985-86)	28	642	22.9
3. Fannie Allen (1980-81)	31	629	20.3
4. Daphanie Kennedy (2007-08)	28	549	19.6
5. Aimee McDaniel (1993-94)	26	503	19.3
6. Maureen Formico (1983-84)	31	579	18.7
7. Erica Ogwumike (2015-16)	26	479	18.4
8. Shannon Frowiss (1989-90)	28	502	17.9
9. Kim Buettel (1977-78)	33	589	17.8
10. Shannon Frowiss (1990-91)	28	491	17.5

(minimum of 2/3 games played)

CONFERENCE RECORDS

POINTS	G	PTS
1. Daphanie Kennedy (2007-08)	14	308
2. Aimee McDaniel (1993-94)	14	301
3. Erica Ogwumike (2015-16)	15	299
4. Maureen Formico (1985-86)	12	295
5. Shannon Frowiss (1989-90)	14	288
6. Shannon Frowiss (1990-91)	14	271
7. Jennifer Lacy (2004-05)	13	242
8. Bria Richardson (2014-15)	15	240
9. Allie Green (2016-17)	16	239
10. Yasmine Robinson-Bacote (2016-17)	16	233

SCORING AVERAGE	G	PTS	AVG
1. Maureen Formico (1985-86)	12	295	24.6
2. Daphanie Kennedy (2007-08)	14	308	22.0
3. Aimee McDaniel (1993-94)	14	301	21.5
4. Shannon Frowiss (1989-90)	14	288	20.6
5. Erica Ogwumike (2015-16)	15	299	19.9
6. Shannon Frowiss (1990-91)	14	271	19.4
7. Jennifer Lacy (2004-05)	13	242	18.6
8. Earnesta Grace (1987-88)	12	207	17.3
9. Earnesta Grace (1986-87)	10	169	16.9
10. Lisa Siders (1995-96)	11	182	16.5


(minimum of 2/3 games played)

CAREER RECORDS

POINTS	G	PTS
1. Maureen Formico (1983-86)	114	2,190
2. Kim Buettel (1977-80)	118	1,968
3. Fannie Allen (1979-83)	128	1,851
4. Damaris Hinojosa (2000-03)	120	1,543
5. Aimee McDaniel (1991-94)	110	1,520
6. Daphanie Kennedy (2005-08)	112	1,464
7. Desi Marcelin (1977-80)	126	1,463
8. Jazmine Jackson (2009-12)	115	1,419
9. Miranda Ayim (2007-10)	119	1,377
10. Lisa Siders (1994-97)	104	1,371
11. Shannon Frowiss (1990-92)	84	1,369
12. Allie Green (2014-17)	114	1,325
13. Nadja Morgan (1999-02)	123	1,311
14. Dionne Burgess (1987-90)	109	1,198
15. Rasheeda Clark (1999-01)	84	1,191
16. Shawn Sturgeon (1983-86)	113	1,183
17. Shandrika Lee (2001-04)	98	1,172
18. Katie Menton (2008-12)	117	1,163
19. Lauren Bell (2009-12)	118	1,095
20. Gigi Staggers (1980-83)	112	1,046
21. Keitra Wallace (2012-16)	111	1,041
22. Samantha Rigley (1996-99)	111	1,021

SCORING AVERAGE	G	PTS	AVG
1. Maureen Formico (1983-86)	114	2,190	19.2
2. Kim Buettel (1977-80)	118	1,968	16.7
3. Shannon Frowiss (1990-92)	84	1,369	16.3
4. Earnesta Grace (1987-88)	50	737	14.7
5. Fannie Allen (1979-83)	128	1,851	14.5
6. Rasheeda Clark (1999-01)	84	1,191	14.2
7. Aimee McDaniel (1991-94)	110	1,520	13.8
8. Lisa Siders (1994-97)	104	1,371	13.2
9. Daphanie Kennedy (2005-08)	112	1,464	13.1
10. Damaris Hinojosa (2000-03)	120	1,543	12.9

(minimum two seasons)



FANNIE ALLEN



DAPHANIE KENNEDY



AIMEE McDANIEL

Note: Season, conference and career scoring records are complete dating back to the 1976-77 season, while single-game records are currently complete beginning with the 1981-82 season.

FIELD GOAL RECORDS

GAME RECORDS

FIELD GOALS MADE


- 19 Maureen Formico vs. U.S. International, 2/25/1985, A
- 18 Fannie Allen vs. UC Santa Barbara, 3/1/1983, H
- 17 Maureen Formico vs. Loyola Marymount, 1/25/1985, A
- 16 Maureen Formico vs. Cal Poly Pomona, 1/21/1986, H
- 15 Fannie Allen vs. Loyola Marymount, 2/9/1983, A
- 15 Maureen Formico vs. U.S. International, 1/22/1985, H

FIELD GOALS ATTEMPTED

- 33 Maureen Formico vs. U.S. International, 2/25/1985, A
- 32 Jenny Frank vs. Gonzaga, 2/9/1996, H
- 29 Fannie Allen vs. UC Santa Barbara, 3/1/1983, H
- 29 Maureen Formico vs. Loyola Marymount, 1/25/1985, A
- 29 Maureen Formico vs. Northern Arizona, 2/9/1985, A
- 29 Maureen Formico vs. Cal Poly Pomona, 12/18/1984, A
- 28 Maureen Formico vs. San Diego, 1/18/1985, H
- 28 Maureen Formico vs. Cal Poly Pomona, 1/21/1986, H
- 28 Daphanie Kennedy vs. Santa Clara, 2/14/2008, A

FIELD GOAL PCT.

- 1.000 Jaymee Jusko vs. Pacific Christian, 2/2/1982, H (9-for-9)
 - 1.000 Nikki Brodowy vs. Gonzaga, 1/15/1993, H (9-for-9)
 - .900 Shannon Frowiss vs. Cal St. Fullerton, 12/14/1991, A (9-for-10)
 - .900 Jenny Frank vs. Southern, 11/21/1997, N (9-for-10)
 - .900 Dee Braxton vs. Youngstown State, 12/20/1998, H (9-for-10)
 - .900 Miranda Ayim vs. Tennessee Tech, 11/24/2006, H (9-for-10)
 - .900 Shay Cooney-Williams vs. Cal Poly, 11/30/2011, A (9-for-10)
 - .889 Dionne Burgess vs. Cal St. Northridge, 12/9/1989, H (8-for-9)
 - .889 Lisa Siders vs. Saint Mary's, 1/27/1996, H (8-for-9)
 - .889 Anna-Lisa Epperson vs. Concordia, 12/27/1996, H (8-for-9)
 - .889 Jennifer Lacy vs. Portland, 2/5/2004, H (8-for-9)
 - .867 Lisa Siders vs. Santa Clara, 1/14/1994, A (13-for-15)
 - .857 Lisa Siders vs. Gonzaga, 1/30/1997, A (12-for-14)
- (minimum 8 FGM)



SHANNON FROWISS

Note: season, conference and career field goal records are complete dating back to the 1976-77 season, while single-game records are currently complete beginning with the 1981-82 season.

SEASON RECORDS

FIELD GOALS MADE

- | | G | FGM |
|--------------------------------|----|-----|
| 1. Maureen Formico (1984-85) | 29 | 301 |
| 2. Kim Bueltel (1978-79) | 39 | 276 |
| 3. Fannie Allen (1980-81) | 31 | 255 |
| 4. Maureen Formico (1985-86) | 28 | 244 |
| 5. Kim Bueltel (1977-78) | 33 | 237 |
| 6. Maureen Formico (1983-84) | 31 | 233 |
| 7. Miranda Ayim (2009-10) | 32 | 204 |
| 8. Kelli Johnson (1980-81) | 34 | 201 |
| Donna Tatum (1980-81) | 33 | 201 |
| 10. Daphanie Kennedy (2007-08) | 28 | 198 |

FIELD GOALS ATTEMPTED

- | | G | FGA |
|-------------------------------|----|-----|
| 1. Maureen Formico (1984-85) | 29 | 652 |
| 2. Maureen Formico (1985-86) | 28 | 541 |
| 3. Kim Bueltel (1978-79) | 39 | 530 |
| 4. Fannie Allen (1980-81) | 31 | 522 |
| 5. Maureen Formico (1983-84) | 31 | 493 |
| 6. Daphanie Kennedy (2007-08) | 28 | 487 |
| 7. Donna Tatum (1980-81) | 33 | 465 |
| 8. Rasheeda Clark (1999-00) | 31 | 459 |
| 9. Miranda Ayim (2009-10) | 32 | 456 |
| 10. Fannie Allen (1981-82) | 29 | 434 |

FIELD GOAL PCT.

- | | FGM | FGA | PCT |
|-------------------------------|-----|-----|------|
| 1. Shannon Frowiss (1990-91) | 189 | 311 | .608 |
| 2. Teena Wickett (2006-07) | 89 | 152 | .586 |
| 3. Jenny Frank (1998-99) | 68 | 117 | .581 |
| 4. Lisa Siders (1995-96) | 141 | 246 | .573 |
| 5. Kim Bueltel (1977-78) | 237 | 423 | .560 |
| 6. Miranda Ayim (2007-08) | 152 | 273 | .557 |
| 7. Lisa Siders (1993-94) | 140 | 253 | .553 |
| 8. Lisa Siders (1996-97) | 163 | 299 | .545 |
| 9. Earnesta Grace (1987-88) | 138 | 254 | .543 |
| 10. Shannon Frowiss (1989-90) | 185 | 343 | .539 |
- (minimum 100 FGA, 2/3 of games played)

CONFERENCE RECORDS

FIELD GOALS MADE

- | | G | FGM |
|-------------------------------|----|-----|
| 1. Shannon Frowiss (1990-91) | 14 | 111 |
| Daphanie Kennedy (2007-08) | 14 | 111 |
| 3. Maureen Formico (1985-86) | 12 | 110 |
| 4. Shannon Frowiss (1989-90) | 14 | 104 |
| 5. Erica Ogumike (2015-16) | 15 | 99 |
| 6. Aimee McDaniel (1993-94) | 14 | 93 |
| 7. Lisa Siders (1996-97) | 14 | 91 |
| Miranda Ayim (2009-10) | 14 | 91 |
| 9. Lisa Siders (1993-94) | 14 | 90 |
| 10. Bria Richardson (2014-15) | 15 | 90 |

FIELD GOAL ATTEMPTS

- | | G | FGA |
|-------------------------------|----|-----|
| 1. Daphanie Kennedy (2007-08) | 14 | 252 |
| 2. Allie Green (2016-17) | 16 | 230 |
| 3. Erica Ogumike (2015-16) | 15 | 228 |
| 4. Maureen Formico (1985-86) | 12 | 224 |
| 5. Allie Green (2014-15) | 17 | 214 |
| 6. Jazmine Jackson (2011-12) | 16 | 211 |
| 7. Rasheeda Clark (1999-00) | 14 | 210 |
| 8. Bria Richardson (2014-15) | 15 | 208 |
| 9. Aimee McDaniel (1993-94) | 14 | 205 |
| 10. Rasheeda Clark (1998-99) | 14 | 204 |
| Miranda Ayim (2009-10) | 14 | 204 |

FIELD GOAL PCT.

- | | FGM | FGA | PCT |
|------------------------------|-----|-----|------|
| 1. Lisa Siders (1995-96) | 71 | 109 | .651 |
| 2. Teena Wickett (2006-07) | 50 | 79 | .633 |
| 3. Shannon Frowiss (1990-91) | 111 | 181 | .613 |
| 4. Lisa Siders (1993-94) | 90 | 155 | .581 |
| 5. Miranda Ayim (2007-08) | 85 | 153 | .556 |
| 6. Shannon Frowiss (1989-90) | 104 | 189 | .550 |
| 7. Nikki Brodowy (1992-93) | 59 | 108 | .546 |
| 8. Kelsey Ball (2004-05) | 49 | 90 | .544 |
| 9. Earnesta Grace (1987-88) | 70 | 129 | .543 |
| 10. Jennifer Lacy (2003-04) | 59 | 109 | .541 |
- (minimum 60 FGA, 2/3 of games played)

CAREER RECORDS

FIELD GOALS MADE

- | | G | FGM |
|-------------------------------|-----|-----|
| 1. Maureen Formico (1983-86) | 114 | 872 |
| 2. Kim Bueltel (1977-80) | 118 | 813 |
| 3. Fannie Allen (1979-83) | 128 | 738 |
| 4. Desi Marcelin (1977-80) | 126 | 612 |
| 5. Miranda Ayim (2007-10) | 119 | 581 |
| 6. Lisa Siders (1994-97) | 104 | 573 |
| 7. Damaris Hinojosa (2000-03) | 120 | 535 |
| 8. Daphanie Kennedy (2005-08) | 112 | 525 |
| 9. Nadja Morgan (1999-02) | 123 | 511 |
| 10. Allie Green (2014-17) | 114 | 509 |

FIELD GOALS ATTEMPTED

- | | G | FGA |
|-------------------------------|-----|-------|
| 1. Maureen Formico (1983-86) | 114 | 1,935 |
| 2. Fannie Allen (1979-83) | 128 | 1,708 |
| 3. Kim Bueltel (1977-80) | 118 | 1,648 |
| 4. Daphanie Kennedy (2005-08) | 112 | 1,424 |
| 5. Damaris Hinojosa (2000-03) | 120 | 1,397 |
| 6. Desi Marcelin (1977-80) | 126 | 1,396 |
| 7. Allie Green (2014-17) | 114 | 1,356 |
| 8. Jazmine Jackson (2009-12) | 115 | 1,320 |
| 9. Miranda Ayim (2007-10) | 119 | 1,201 |
| 10. Rasheeda Clark (1999-01) | 84 | 1,140 |

FIELD GOAL PCT.

- | | FGM | FGA | PCT. |
|------------------------------|-----|-------|------|
| 1. Teena Wickett (2007-08) | 144 | 251 | .574 |
| 2. Shannon Frowiss (1990-92) | 500 | 894 | .559 |
| 3. Lisa Siders (1994-97) | 573 | 1,055 | .543 |
| 4. Earnesta Grace (1987-88) | 281 | 528 | .532 |
| 5. Nadja Morgan (1999-02) | 511 | 994 | .514 |
| 6. Dee Braxton (1999-00) | 206 | 405 | .509 |
| 7. Anna Lembke (1999-03) | 235 | 463 | .508 |
| 8. Barbara Tanner (1992-93) | 260 | 516 | .504 |
| 9. April Marion (1988-89) | 228 | 458 | .498 |
| 10. Jenny Frank (1996-99) | 397 | 804 | .494 |
- (minimum 200 FGA, two seasons)



NIKKI BRODOWY

THREE-POINT RECORDS

GAME RECORDS

THREE-POINTERS MADE

8	Jessica Ross vs. Rhode Island, 12/28/2006, H
7	Dana Sulenski vs. Gonzaga, 1/9/1999, H
7	Damaris Hinojosa vs. Gonzaga, 2/17/2001, H
7	Sydney Bordonaro vs. Duke, 11/27/2016, H
7	Allie Green vs. LMU, 2/18/2017, H
6	Kristy Greenberg vs. San Diego, 2/11/1989, H
6	Dana Sulenski vs. Duke, 11/24/1995, N
6	Katie Menton vs. Utah State, 12/4/2009, N
6	Katie Menton vs. Portland, 1/23/2010, H
6	Katie Menton vs. Boise State, 11/23/2010, H
6	Lauren Bell vs. Saint Mary's, 3/2/2012, N

THREE-POINTERS ATTEMPTED

16	Jessica Ross vs. Rhode Island, 12/28/2006, H
14	Dana Sulenski vs. Gonzaga, 1/9/1999, H
14	Katie Menton vs. Cal Poly, 11/21/2009, A
13	Clare Walker vs. Pennsylvania, 1/2/1997, H
13	Damaris Hinojosa vs. Syracuse, 11/21/2001, H
13	Katie Menton vs. San Francisco, 1/29/2011, A
13	Ea Shoushtari vs. Iowa, 2/12/2015, A
13	Erica Ogwumike vs. Portland, 2/4/2016, A
13	Allie Green vs. LMU, 2/18/2017, H

THREE-POINT PCT.

1.000	Kristy Greenberg vs. San Diego, 2/11/1989, H (6-for-6)
1.000	Aimee McDaniel vs. Gonzaga, 2/5/1994, A (5-for-5)
1.000	Aimee McDaniel vs. Iona, 1/3/1991, H (4-for-4)
1.000	Ellen Blackmun vs. LMU, 1/26/1994, H (4-for-4)
1.000	Beatrice Godoy vs. Idaho State, 12/9/1995, H (4-for-4)
1.000	Clare Walker vs. LMU, 2/17/1996, A (4-for-4)
1.000	Damaris Hinojosa vs. Cal St. Northridge, 12/16/2002, H (4-for-4)
1.000	Robbie Mayberry vs. Cal St. Northridge, 11/17/2010, A (4-for-4)
1.000	Grace Leah Baughn vs. Santa Clara, 3/6/2014, N (4-for-4)
.833	Linda Waters vs. Portland, 2/7/1991, A (5-for-6)
.833	Heather Wassenberg vs. Nebraska, 12/28/1991, H (5-for-6)
.833	Damaris Hinojosa vs. Gonzaga, 1/17/2002, A (5-for-6)
.833	Shanell Law vs. San Diego, 1/17/2004, H (5-for-6)

(minimum 4 3FGM)



JESSICA ROSS

Note: Three-point records are complete since the 1986-87 season, when the three-point shot was introduced.

SEASON RECORDS

THREE-POINTERS MADE

	G	3FGM
1. Damaris Hinojosa (2001-02)	31	75
2. Katie Menton (2010-11)	29	66
2. Damaris Hinojosa (2000-01)	31	62
4. Ea Shoushtari (2013-14)	31	59
5. Shandrika Lee (2003-04)	26	55
6. Shanell Law (2003-04)	29	54
7. Katie Menton (2009-10)	27	53
8. Samantha Rigley (1997-98)	29	52
9. Damaris Hinojosa (1999-00)	31	51
10. Dana Sulenski (1997-98)	30	50

THREE-POINTERS ATTEMPTED

	G	3FGA
1. Damaris Hinojosa (2001-02)	31	208
2. Katie Menton (2010-11)	29	191
3. Ea Shoushtari (2013-14)	31	182
4. Damaris Hinojosa (1999-00)	31	177
5. Shandrika Lee (2003-04)	26	174
6. Damaris Hinojosa (2000-01)	31	163
7. Katie Menton (2009-10)	27	159
8. Daphanie Kennedy (2007-08)	28	152
Shay Cooney-Williams (2012-13)	28	152
10. Lauren Wenski (2004-05)	29	151

THREE-POINT PCT.

	3FGM	3FGA	PCT
1. Aimee McDaniel (1990-91)	39	87	.448
2. Aimee McDaniel (1992-93)	38	86	.442
3. Dionne Burgess (1989-90)	32	74	.432
4. Sydney Bordonaro (2016-17)	48	112	.429
5. Cynthia Mayes (1995-96)	27	64	.422
6. Robbie Mayberry (2010-11)	40	97	.412
7. Aimee McDaniel (1993-94)	34	83	.410
Allie Green (2015-16)	32	78	.410
9. Kristy Greenberg (1989-90)	30	75	.400
Aimee McDaniel (1991-92)	30	75	.400

(minimum one 3FGM/game, 2/3 of games played)

CONFERENCE RECORDS

THREE-POINTERS MADE

	G	3FGM
1. Damaris Hinojosa (2011-02)	14	37
2. Ea Shoushtari (2013-14)	18	32
3. Damaris Hinojosa (2000-01)	14	30
4. Shanell Law (2002-03)	14	29
Shandrika Lee (2003-04)	14	29
6. Ea Shoushtari (2014-15)	18	29
Allie Green (2016-17)	16	29
8. Linda Waters (1990-91)	14	28
Dana Sulenski (1997-98)	14	28
10. Shay Cooney-Williams (2012-13)	16	27

THREE-POINTERS ATTEMPTED

	G	3FGA
1. Ea Shoushtari (2013-14)	18	101
2. Damaris Hinojosa (2001-02)	14	92
3. Shay Cooney-Williams (2012-13)	16	91
4. Shandrika Lee (2003-04)	14	89
Katie Menton (2010-11)	14	89
6. Damaris Hinojosa (1999-00)	14	87
7. Ea Shoushtari (2014-15)	18	87
8. Allie Green (2016-17)	16	84
9. Damaris Hinojosa (2000-01)	14	77
Daphanie Kennedy (2007-08)	14	77

THREE-POINT PCT.

	3FGM	3FGA	PCT
1. Aimee McDaniel (1993-94)	23	38	.605
2. Kristy Greenberg (1988-89)	21	40	.525
3. Aimee McDaniel (1991-92)	15	33	.455
4. Samantha Rigley (1996-97)	11	25	.440
5. Dana Sulenski (1997-98)	28	65	.431
6. Sydney Bordonaro (2016-17)	24	56	.429
Aimee McDaniel (1992-93)	18	42	.429
8. Dionne Burgess (1988-89)	17	40	.425
9. Shandrika Lee (2000-01)	21	51	.412
10. Damaris Hinojosa (2001-02)	37	92	.402

(minimum one 3FGM/game, 2/3 of games played)

CAREER RECORDS

THREE-POINTERS MADE

	G	3FGM
1. Damaris Hinojosa (2000-03)	120	236
2. Katie Menton (2008-12)	117	212
3. Shandrika Lee (2001-04)	98	173
4. Samantha Rigley (1996-99)	111	145
5. Aimee McDaniel (1991-94)	110	141
6. Daphanie Kennedy (2005-08)	112	137
Jessica Ross (2006-09)	117	137
8. Allie Green (2014-17)	114	131
9. Ea Shoushtari (2011-15)	115	127
10. Shay Cooney-Williams (2010-13)	119	123

THREE-POINTERS ATTEMPTED

	G	3FGA
1. Damaris Hinojosa (2000-03)	120	676
2. Katie Menton (2008-12)	117	652
3. Shandrika Lee (2001-04)	98	497
4. Jessica Ross (2006-09)	117	465
5. Daphanie Kennedy (2005-08)	112	450
6. Samantha Rigley (1996-99)	111	423
7. Ea Shoushtari (2011-15)	115	404
8. Allie Green (2014-17)	114	401
9. Lauren Bell (2009-12)	118	388
10. Shay Cooney-Williams (2010-13)	119	381

THREE-POINT PCT.

	3FGM	3FGA	PCT
1. Aimee McDaniel (1991-94)	141	331	.426
2. Dionne Burgess (1987-90)	88	225	.391
3. Dana Sulenski (1996-99)	109	293	.372
4. Kristy Greenberg (1987-90)	80	222	.360
5. Robbie Mayberry (2011-13)	63	175	.360
6. Linda Waters (1991-92)	53	149	.356
7. Ellen Blackmun (1993-95)	59	166	.355
8. Damaris Hinojosa (2000-03)	236	676	.349
9. Shandrika Lee (2001-04)	173	497	.348
10. Clare Walker (1995-97)	94	272	.346

(minimum 50 3FGM, two seasons)



DAMARIS HINOJOSA

FREE THROW RECORDS

GAME RECORDS

FREE THROWS MADE

17	Maureen Formico vs. Nevada, 2/1/1986, H
15	Aimee McDaniel vs. Loyola Marymount, 2/17/1993, A
14	Maureen Formico vs. Oregon, 1/4/1986, H
14	Aimee McDaniel vs. San Francisco, 1/22/1994, H
14	Jennifer Lacy vs. San Francisco, 2/3/2005, H
13	Sherril Murrell vs. Valparaiso, 1/6/1990, H
13	Aimee McDaniel vs. Portland, 2/3/1994, A
13	Bria Richardson vs. Santa Clara, 1/2/2014, H
13	Barbara Sitanggan vs. Gonzaga, 12/29/2016, H


FREE THROW ATTEMPTS

20	Jennifer Lacy vs. San Francisco, 2/3/2005, H
18	Maureen Formico vs. Nevada, 2/1/1986, H
17	Maureen Formico vs. Oregon, 1/4/1986, H
17	April Marion vs. Saint Mary's, 2/4/1989, A
17	Aimee McDaniel vs. SW Missouri State, 11/30/1990, H
17	Aimee McDaniel vs. UC Irvine, 12/14/1993, H
17	Aimee McDaniel vs. San Francisco, 1/22/1994, H
17	Lisa Siders vs. Gonzaga, 1/30/1997, A

FREE THROW PCT.

1.000	Aimee McDaniel vs. San Francisco, 2/17/1994, A (12-for-12)
1.000	Bria Richardson vs. UC Riverside, 12/6/2013, A (12-for-12)
1.000	Aimee McDaniel vs. UC Santa Barbara, 12/11/1992, A (11-for-11)
1.000	Daphanie Kennedy vs. Gonzaga, 2/9/2008, H (11-for-11)
1.000	Bria Richardson vs. LMU, 12/29/2014, H (11-for-11)
1.000	Maureen Formico vs. LMU, 2/15/1985, H (10-for-10)
1.000	April Marion vs. San Francisco, 1/14/1989, A (10-for-10)
1.000	Barbara Tanner vs. Portland, 2/25/1993, A (10-for-10)
1.000	Teiosha George vs. Saint Mary's, 2/19/2005, H (10-for-10)

(minimum 10 FGM)



BARBARA TANNER

SEASON RECORDS

FREE THROWS MADE

	G	FTM
1. Maureen Formico (1985-86)	28	154
2. Aimee McDaniel (1993-94)	26	149
3. Keitra Wallace (2013-14)	28	135
4. Shannon Frowiss (1989-90)	28	132
5. Shannon Frowiss (1991-92)	28	124
6. Fannie Allen (1980-81)	31	119
Erica Ogwumike (2015-16)	26	119
8. Aimee McDaniel (1992-93)	29	117
9. Jennifer Lacy (2004-05)	28	116
10. Keitra Wallace (2014-15)	30	116

FREE THROW ATTEMPTS

	G	FTA
1. Maureen Formico (1985-86)	28	197
2. Keitra Wallace (2013-14)	28	196
3. Aimee McDaniel (1993-94)	26	188
4. Jasmane Clarendon (2005-06)	30	181
5. Shannon Frowiss (1989-90)	28	177
6. Fannie Allen (1980-81)	31	171
7. Jennifer Lacy (2004-05)	28	169
8. Shannon Frowiss (1990-91)	28	168
9. Erica Ogwumike (2015-16)	26	164
10. Earnesta Grace (1987-88)	25	163

FREE THROW PCT.

	FTM	FTA	PCT
1. Barbara Tanner (1991-92)	79	90	.878
2. Dana Sulenski (1997-98)	81	95	.853
3. Jazmine Jackson (2010-11)	109	132	.826
4. Lauren Bell (2009-10)	77	94	.819
5. Aimee McDaniel (1992-93)	117	144	.813
6. Kim Buettel (1978-79)	95	117	.812
7. Jazmine Jackson (2009-10)	113	141	.801
8. Barbara Sitanggan (2016-17)	75	94	.798
9. Keitra Wallace (2014-15)	116	146	.795
10. Barbara Tanner (1992-93)	92	116	.793
Aimee McDaniel (1993-94)	149	188	.793

(minimum 75 FTM, 2/3 of games played)

CONFERENCE RECORDS

FREE THROWS MADE

	G	FTM
1. Aimee McDaniel (1993-94)	14	92
2. Keitra Wallace (2013-14)	16	86
3. Shannon Frowiss (1989-90)	14	80
4. Erica Ogwumike (2015-16)	15	79
5. Maureen Formico (1985-86)	12	75
6. Keitra Wallace (2014-15)	18	73
7. Earnesta Grace (1987-88)	12	67
8. Jennifer Lacy (2004-05)	13	66
9. April Marion (1988-89)	14	64
10. Aimee McDaniel (1992-93)	14	63

FREE THROW ATTEMPTS

	G	FTA
1. Keitra Wallace (2013-14)	16	120
2. Aimee McDaniel (1993-94)	14	116
3. Shannon Frowiss (1989-90)	14	105
4. Erica Ogwumike (2014-15)	15	100
5. Jennifer Lacy (2004-05)	13	97
6. Earnesta Grace (1987-88)	12	92
April Marion (1988-89)	14	92
8. Maureen Formico (1985-86)	12	90
9. Keitra Wallace (2014-15)	18	89
10. Jasmane Clarendon (2005-06)	14	78

FREE THROW PCT.

	FTM	FTA	PCT
1. Dana Sulenski (1997-98)	41	43	.953
2. Sarah Richen (2001-02)	33	37	.892
3. Teiosha George (2005-06)	27	31	.871
4. Barbara Tanner (1991-92)	38	44	.864
5. Aimee McDaniel (1992-93)	63	73	.863
6. Miranda Ayim (2009-10)	31	36	.861
7. Lauren Bell (2009-10)	36	42	.857
8. Maureen Formico (1985-86)	75	90	.833
Shannon Frowiss (1991-92)	55	66	.833
10. Barbara Tanner (1992-93)	54	65	.831

(minimum two FTM/game, 2/3 of games played)

CAREER RECORDS

FREE THROWS MADE

	G	FTM
1. Maureen Formico (1983-86)	114	446
2. Aimee McDaniel (1991-94)	110	415
3. Jazmine Jackson (2009-12)	115	393
4. Fannie Allen (1979-83)	128	375
5. Shannon Frowiss (1990-92)	84	369
6. Keitra Wallace (2012-16)	111	361
7. Kim Buettel (1977-80)	118	342
8. Nadja Morgan (1999-02)	123	289
9. Daphanie Kennedy (2005-08)	112	277
10. Shawn Sturgeon (1983-86)	113	269


FREE THROW ATTEMPTS

	G	FTA
1. Maureen Formico (1983-86)	114	600
2. Fannie Allen (1979-83)	128	583
3. Aimee McDaniel (1991-94)	110	530
4. Jazmine Jackson (2009-12)	115	519
5. Shannon Frowiss (1990-92)	84	504
6. Keitra Wallace (2012-16)	111	494
7. Nadja Morgan (1999-02)	123	461
8. Kim Buettel (1977-80)	118	457
9. Desi Marcelin (1977-80)	126	425
10. Shawn Sturgeon (1983-86)	113	423

FREE THROW PCT.

	FTM	FTA	PCT
1. Barbara Tanner (1992-93)	171	206	.830
2. Dana Sulenski (1996-99)	130	157	.828
3. Shandrika Lee (2001-04)	205	252	.813
4. Aimee McDaniel (1991-94)	415	530	.783
5. Allie Green (2014-17)	176	226	.779
Nakeya Isabell (2006-09)	127	163	.779
7. Lauren Bell (2009-12)	246	318	.774
8. Angie White (1997-98)	104	135	.770
9. Kristy Greenberg (1987-90)	157	204	.770
10. Jazmine Jackson (2009-12)	393	519	.757

(minimum 100 FTM, two seasons)



DANA SULENSKI

Note: Season, conference and career free throw records are complete dating back to the 1976-77 season, while single-game records are currently complete beginning with the 1981-82 season.



REBOUNDBING RECORDS

GAME RECORDS

REBOUNDS

33	Maureen Formico vs. Loyola Marymount, 2/15/1985, H
22	Maureen Formico vs. Cincinnati, 11/23/1985, N
21	Gigi Staggers vs. Stanford, 12/18/1982, A
21	Maureen Formico vs. Loyola Marymount, 2/4/1984, N
19	Gigi Staggers vs. Baylor, 12/21/1981, N

CAREER RECORDS

REBOUNDS

	G	REB
1.	Kim Bueltel (1977-80)	118 1,270
2.	Gigi Staggers (1980-83)	112 1,196
3.	Maureen Formico (1983-86)	114 1,189
4.	Fannie Allen (1979-83)	128 1,044
5.	Nadja Morgan (1999-02)	123 851
6.	Lisa Siders (1994-97)	104 817
7.	Jaymee Jusko (1980-83)	112 813
8.	Miranda Ayim (2007-10)	119 735
9.	Shawn Sturgeon (1983-86)	113 709
10.	Teiosha George (2004-08)	108 662

REBOUND AVERAGE

	G	REB	AVG
1.	Kim Bueltel (1977-80)	118	1,270 10.8
2.	Gigi Staggers (1980-83)	112	1,196 10.7
3.	Maureen Formico (1983-86)	114	1,189 10.4
4.	Fannie Allen (1979-83)	128	1,044 8.2
5.	Lisa Siders (1994-97)	104	817 7.9
6.	Shannon Frowiss (1990-92)	84	655 7.8
7.	Earnesta Grace (1987-88)	50	373 7.5
8.	Teena Wickett (2007-08)	42	310 7.4
9.	Jaymee Jusko (1980-83)	112	813 7.3
10.	Nadja Morgan (1999-02)	123	851 6.9

(minimum two seasons)

SEASON RECORDS

REBOUNDS

	G	REB
1.	Kim Bueltel (1977-78)	33 466
2.	Gigi Staggers (1980-81)	34 421
3.	Maureen Formico (1984-85)	29 382
4.	Gigi Staggers (1981-82)	29 349
5.	Tory Riley (1977-78)	35 333
6.	Kim Bueltel (1978-79)	39 326
7.	Maureen Formico (1985-86)	28 324
8.	Maureen Formico (1983-84)	31 317
9.	Fannie Allen (1980-81)	31 306
	Jaymee Jusko (1980-81)	32 306

REBOUND AVERAGE

	G	REB	AVG
1.	Kim Bueltel (1977-78)	33	466 14.1
2.	Maureen Formico (1984-85)	29	382 13.2
3.	Gigi Staggers (1980-81)	34	421 12.4
4.	Gigi Staggers (1981-82)	29	349 12.0
5.	Maureen Formico (1985-86)	28	324 11.6
6.	Kim Bueltel (1976-77)	20	221 11.1
7.	Gigi Staggers (1982-83)	23	236 10.3
8.	Maureen Formico (1983-84)	31	317 10.2
9.	Kim Bueltel (1979-80)	26	257 9.9
10.	Fannie Allen (1980-81)	31	306 9.9

(minimum 2/3 of games played)

CONFERENCE RECORDS

REBOUNDS

	G	REB
1.	Nadja Morgan (2001-02)	14 141
2.	Yasmine Robinson-Bacote (2016-17)	16 140
3.	Maureen Formico (1985-86)	12 135
	Lisa Siders (1994-95)	14 135
5.	Miranda Ayim (2007-08)	14 131
6.	Shannon Frowiss (1990-91)	14 130
7.	Lisa Siders (1996-97)	14 121
8.	Ea Shoushtari (2013-14)	18 116
9.	Nikki Brodwoy (1993-94)	14 115
10.	Ea Shoushtari (2014-15)	18 114

REBOUND AVERAGE

	G	REB	AVG
1.	Maureen Formico (1985-86)	12	135 11.3
2.	Earnesta Grace (1986-87)	10	106 10.6
3.	Nadja Morgan (2001-02)	14	141 10.1
4.	Lisa Siders (1994-95)	14	135 9.6
5.	Miranda Ayim (2007-08)	14	131 9.4
6.	Shannon Frowiss (1990-91)	14	130 9.3
7.	Yasmine Robinson-Bacote (2016-17)	16	140 8.8
8.	Lisa Siders (1996-97)	14	121 8.6
9.	Nikki Brodwoy (1993-94)	14	115 8.2
10.	Earnesta Grace (1987-88)	12	98 8.2

(minimum 2/3 of games played)

ASSIST RECORDS

GAME RECORDS

ASSISTS

16	Stephanie Turman vs. Fresno State, 12/10/1983, N
14	Stephanie Meneze vs. Portland, 1/23/1988, H
12	Stephanie Turman vs. San Diego State, 12/27/1983, H
12	Stephanie Meneze vs. U.S. International, 2/22/1986, A
12	Kristy Greenberg vs. San Francisco, 2/24/1989, H
12	Nakeya Isabell vs. San Jose State, 12/21/2008, H
12	Lauren Bell vs. Utah State, 12/4/2009, N
12	Lauren Bell vs. Saint Mary's, 1/21/2012, A

CAREER RECORDS

ASSISTS

	G	AST
1.	Aimee McDaniel (1991-94)	110 452
2.	Desi Marcelin (1977-80)	126 443
3.	Donna Tatum (1980-81)	59 419
4.	Stephanie Meneze (1986-88)	82 418
5.	Stephanie Turman (1982-84)	83 373
6.	Samantha Rigley (1996-99)	111 360
7.	Damaris Hinojosa (2000-03)	120 351
8.	Rasheeda Clark (1999-01)	84 332
9.	Nakeya Isabell (2006-09)	90 324
10.	Lauren Bell (2009-12)	118 323

ASSIST AVERAGE

	G	AST	AVG
1.	Donna Tatum (1980-81)	59	419 7.1
2.	Stephanie Meneze (1986-88)	82	418 5.1
3.	Angie White (1997-98)	58	271 4.7
4.	Stephanie Turman (1982-84)	83	373 4.5
5.	Aimee McDaniel (1991-94)	110	452 4.1
6.	Sherri Murrell (1989-90)	56	228 4.1
7.	Rasheeda Clark (1999-01)	84	332 4.0
8.	Nakeya Isabell (2006-09)	90	324 3.6
9.	Desi Marcelin (1977-80)	126	443 3.5
10.	Robin Dorsey (1985-86)	49	163 3.3

(minimum two seasons)

SEASON RECORDS

ASSISTS

	G	AST
1.	Donna Tatum (1980-81)	33 277
2.	Stephanie Turman (1983-84)	28 186
3.	Nakeya Isabell (2008-09)	29 167
4.	Desi Marcelin (1977-78)	35 166
5.	Desi Marcelin (1978-79)	40 163
6.	Stephanie Meneze (1987-88)	27 159
7.	Angie White (1997-98)	31 149
8.	Rasheeda Clark (1998-99)	30 145
9.	Aimee McDaniel (1993-94)	26 144
10.	Donna Tatum (1979-80)	26 142

ASSIST AVERAGE

	G	AST	AVG
1.	Donna Tatum (1980-81)	33	277 8.4
2.	Stephanie Turman (1983-84)	28	186 6.6
3.	Stephanie Meneze (1987-88)	27	159 5.9
4.	Nakeya Isabell (2008-09)	29	167 5.8
5.	Aimee McDaniel (1993-94)	26	144 5.5
6.	Donna Tatum (1979-80)	26	142 5.5
7.	Stephanie Meneze (1986-87)	27	131 4.9
8.	Rasheeda Clark (1998-99)	30	145 4.8
9.	Sherri Murrell (1989-90)	28	135 4.8
10.	Angie White (1997-98)	31	149 4.8

(minimum 2/3 of games played)

CONFERENCE RECORDS

ASSISTS

	G	AST
1.	Stephanie Meneze (1987-88)	14 95
2.	Ea Shoushtari (2014-15)	18 82
3.	Aimee McDaniel (1993-94)	14 79
4.	Nakeya Isabell (2008-09)	14 76
5.	Rasheeda Clark (1998-99)	14 72
6.	Stephanie Meneze (1985-86)	12 67
7.	Aimee McDaniel (1992-93)	14 63
8.	Sherri Murrell (1989-90)	14 61
9.	Kari Christensen (1985-86)	12 60
10.	Aimee McDaniel (1990-91)	14 58

ASSIST AVERAGE

	G	AST	AVG
1.	Stephanie Meneze (1987-88)	14	95 6.8
2.	Aimee McDaniel (1993-94)	14	79 5.6
3.	Stephanie Meneze (1985-86)	12	67 5.6
4.	Nakeya Isabell (2008-09)	14	76 5.4
5.	Rasheeda Clark (1998-99)	14	72 5.1
6.	Kari Christensen (1985-86)	12	60 5.0
7.	Ea Shoushtari (2014-15)	18	82 4.6
8.	Aimee McDaniel (1992-93)	14	63 4.5
9.	Sherri Murrell (1989-90)	14	61 4.4
10.	Shannon Johnson (2007-08)	12	50 4.2

(minimum 2/3 of games played)

Note: Season, conference and career rebounding and assist records are complete dating back to the 1976-77 season, while single-game records are currently complete beginning with the 1981-82 season.

BLOCKED SHOT RECORDS

GAME RECORDS

BLOCKED SHOTS

9	Earnesta Grace vs. UC Santa Barbara, 12/1/1987, H
9	Miranda Ayim vs. Saint Mary's, 2/25/2010, H
8	Miranda Ayim vs. San Diego State, 12/8/2009, A
7	Earnesta Grace vs. Georgia Tech, 12/16/1986, H
7	Earnesta Grace vs. Utah State, 12/17/1986, H
7	Susan Tousey vs. San Diego State, 2/3/1989, A
7	Lisa Siders vs. Gonzaga, 1/30/1997, A
7	Miranda Ayim vs. Loyola Marymount, 1/26/2008, H
7	Miranda Ayim vs. Saint Mary's, 2/16/2008, A
7	Miranda Ayim vs. Saint Mary's, 1/28/2010, A

CAREER RECORDS

BLOCKED SHOTS

	G	BLK
1.	Miranda Ayim (2007-10)	119 182
2.	Lisa Siders (1994-97)	104 167
3.	Sharon Clark-Wilson (1987-91)	93 150
4.	Earnesta Grace (1987-88)	50 133
5.	Gigi Staggers (1980-83)	112 118
6.	Shannon Mayberry (2001-04)	86 110
7.	Tabitha Bailey (1993-96)	109 80
8.	Kelsey Brockway (2012-16)	120 75
9.	Teiosha George (2005-08)	108 70
10.	Jenny Frank (1996-99)	105 65

BLOCKED SHOT AVERAGE

	G	BLK	AVG
1.	Earnesta Grace (1987-88)	50	133 2.7
2.	Lisa Siders (1994-97)	104	167 1.6
3.	Sharon Clark-Wilson (1987-91)	93	150 1.6
4.	Miranda Ayim (2007-10)	119	182 1.5
5.	Shannon Mayberry (2001-04)	86	110 1.3
6.	Gigi Staggers (1980-83)	112	118 1.1
7.	Nicole Funn (2003-04)	60	58 1.0
8.	Shannon Liber (1991-93)	75	64 0.9
9.	Tabitha Bailey (1993-96)	109	80 0.7
11.	Keani Christianson (2002-03)	61	45 0.7

(minimum two seasons)

SEASON RECORDS

BLOCKED SHOTS

	G	BLK
1.	Miranda Ayim (2009-10)	32 85
2.	Earnesta Grace (1986-87)	25 74
3.	Sharon Clark-Wilson (1989-90)	27 67
4.	Earnesta Grace (1987-88)	25 59
5.	Gigi Staggers (1980-81)	34 56
	Susan Tousey (1988-89)	28 56
7.	Lisa Siders (1996-97)	28 55
	Miranda Ayim (2007-08)	28 55
9.	Megan House (2016-17)	30 50
10.	Tory Riley (1977-78)	35 48
	Lisa Siders (1994-95)	25 48
	Shannon Mayberry (2001-02)	28 48

BLOCKED SHOT AVERAGE

	G	BLK	AVG
1.	Earnesta Grace (1986-87)	25	74 3.0
2.	Miranda Ayim (2009-10)	32	85 2.7
3.	Sharon Clark-Wilson (1989-90)	27	67 2.5
4.	Earnesta Grace (1987-88)	25	59 2.4
5.	Susan Tousey (1988-89)	28	56 2.0
6.	Lisa Siders (1996-97)	28	55 2.0
	Miranda Ayim (2007-08)	28	55 2.0
8.	Lisa Siders (1994-95)	25	48 1.9
9.	Shannon Mayberry (2001-02)	28	48 1.7
	Megan House (2016-17)	30	50 1.7

(minimum 2/3 of games played)

CONFERENCE RECORDS

BLOCKED SHOTS

	G	BLK
1.	Miranda Ayim (2009-10)	14 50
2.	Sharon Clark-Wilson (1989-90)	13 32
3.	Lisa Siders (1996-97)	14 30
4.	Susan Tousey (1988-89)	14 29
	Miranda Ayim (2007-08)	14 29
6.	Earnesta Grace (1987-88)	12 28
7.	Lisa Siders (1994-95)	14 26
8.	Earnesta Grace (1986-87)	10 24
9.	Keyari Sleezer (2016-17)	18 23
10.	Shannon Liber (1990-91)	14 22
	Lisa Siders (1993-94)	14 22
	Megan House (2016-17)	18 22

BLOCKED SHOT AVERAGE

	G	BLK	AVG
1.	Miranda Ayim (2009-10)	14	50 3.6
2.	Sharon Clark-Wilson (1989-90)	13	32 2.5
3.	Earnesta Grace (1986-87)	10	24 2.4
4.	Earnesta Grace (1987-88)	12	28 2.3
5.	Lisa Siders (1996-97)	14	30 2.1
6.	Susan Tousey (1988-89)	14	29 2.1
	Miranda Ayim (2007-08)	14	29 2.1
8.	Lisa Siders (1993-94)	14	22 1.9
9.	Shannon Mayberry (2001-02)	11	19 1.7
10.	Shannon Liber (1990-91)	14	22 1.6
	Lisa Siders (1993-94)	14	22 1.6

(minimum 2/3 of games played)

STEAL RECORDS

GAME RECORDS

STEALS

11	Gigi Staggers vs. Millikin, 1/2/1981, H
10	Nakeya Isabell vs. Hawaii, 1/2/2009, A
9	Earnesta Grace vs. UC Santa Barbara, 12/1/1987, H
9	Bria Richardson vs. Cal Poly, 11/25/2014, A
8	Stephanie Turman vs. Santa Clara, 12/18/1983, N
8	Earnesta Grace vs. New Mexico State, 1/9/1988, H
8	Dee Braxton vs. Nevada, 12/7/1999, A
8	Ea Shoustari vs. BYU, 3/7/2014, N

CAREER RECORDS

STEALS

	G	STL
1.	Jazmine Jackson (2009-12)	115 258
2.	Dionne Burgess (1987-90)	109 241
3.	Lauren Bell (2009-12)	118 235
4.	Daphanie Kennedy (2005-08)	112 207
5.	Gigi Staggers (1980-83)	112 197
6.	Donna Tatum (1980-81)	59 186
7.	Shandrika Lee (2001-04)	98 183
8.	Aimee McDaniel (1991-94)	110 182
9.	Nakeya Isabell (2006-09)	90 174
10.	Ea Shoustari (2011-15)	115 172

STEAL AVERAGE

	G	STL	AVG
1.	Donna Tatum (1980-81)	59	186 3.2
2.	Earnesta Grace (1987-88)	50	137 2.7
3.	Sherri Murrell (1989-90)	56	132 2.4
4.	Heather Wassenberg (1992-93)	57	130 2.3
5.	Jazmine Jackson (2009-12)	115	258 2.2
6.	Dionne Burgess (1987-90)	109	241 2.2
7.	Lauren Bell (2009-12)	118	235 2.0
8.	Bria Richardson (2011-15)	71	141 2.0
9.	Shandrika Lee (2001-04)	98	183 1.9
10.	Nakeya Isabell (2006-09)	90	174 1.9

(minimum two seasons)

SEASON RECORDS

STEALS

	G	STL
1.	Donna Tatum (1980-81)	33 123
2.	Nakeya Isabell (2008-09)	29 89
3.	Gigi Staggers (1980-81)	34 88
4.	Lauren Bell (2010-11)	30 84
5.	Jazmine Jackson (2010-11)	30 78
6.	Stephanie Turman (1983-84)	28 77
	Lauren Bell (2011-12)	29 77
8.	Sherri Murrell (1989-90)	28 74
9.	Earnesta Grace (1986-87)	25 72
10.	Kelli Johnson (1980-81)	34 70

STEAL AVERAGE

	G	STL	AVG
1.	Donna Tatum (1980-81)	33	123 3.7
2.	Nakeya Isabell (2008-09)	29	89 3.1
3.	Earnesta Grace (1986-87)	25	72 2.9
4.	Lauren Bell (2010-11)	30	84 2.8
5.	Stephanie Turman (1983-84)	28	77 2.8
6.	Lauren Bell (2011-12)	29	77 2.7
7.	Gigi Staggers (1980-81)	34	88 2.6
8.	Jazmine Jackson (2010-11)	30	78 2.6
9.	Sherri Murrell (1989-90)	28	74 2.6
10.	Bria Richardson (2014-15)	27	69 2.6
11.	Earnesta Grace (1987-88)	25	65 2.6

(minimum 2/3 of games played)

CONFERENCE RECORDS

STEALS

	G	STL
1.	Nakeya Isabell (2008-09)	14 41
2.	Ea Shoustari (2014-15)	18 40
3.	Lauren Bell (2011-12)	16 38
4.	Bria Richardson (2014-15)	15 35
5.	Daphanie Kennedy (2004-05)	14 34
	Katie Menton (2010-11)	14 34
	Jazmine Jackson (2011-12)	16 34
8.	Sherri Murrell (1989-90)	14 33
9.	Earnesta Grace (1986-87)	10 32
	Dionne Burgess (1987-88)	14 32
	Jazmine Jackson (2008-09)	14 32

STEAL AVERAGE

	G	STL	AVG
1.	Earnesta Grace (1986-87)	10	32 3.2
2.	Nakeya Isabell (2008-09)	14	41 2.9
3.	Daphanie Kennedy (2004-05)	14	34 2.4
	Katie Menton (2010-11)	14	34 2.4
	Lauren Bell (2011-12)	16	38 2.4
	Sherri Murrell (1989-90)	14	33 2.4
7.	Kari Christensen (1985-86)	12	28 2.3
	Maureen Formico (1985-86)	12	28 2.3
	Dionne Burgess (1989-90)	13	30 2.3
	Dionne Burgess (1987-88)	14	32 2.3
	Jazmine Jackson (2008-09)	14	32 2.3
	Bria Richardson (2014-15)	15	35 2.3

(minimum 2/3 of games played)

Note: season, conference and career blocked shot and steal records are complete dating back to the 1979-80 season, while single-game records are currently complete beginning with the 1981-82 season.



PARTICIPATION RECORDS

DOUBLE-DOUBLE RECORDS

SEASON RECORDS

MINUTES PLAYED		G	MIN
1.	Ea Shoushtari (2013-14)	31	1,089
2.	Lauren Bell (2011-12)	29	1,088
3.	Rasheeda Clark (1999-00)	31	1,085
4.	Maureen Formico (1984-85)	29	1,077
5.	Angie White (1997-98)	31	1,059
6.	Rasheeda Clark (1998-99)	30	1,056
7.	Damaris Hinojosa (2001-02)	31	1,055
8.	Maureen Formico (1983-84)	31	1,052
9.	Damaris Hinojosa (1999-00)	31	1,048
10.	Daphanie Kennedy (2005-06)	31	1,043

MINUTES AVERAGE			
	G	MIN	MPG
1.	Lauren Bell (2011-12)	29	1,088 37.5
2.	Maureen Formico (1984-85)	29	1,077 37.1
3.	Shawn Sturgeon (1984-85)	28	1,027 36.7
4.	Daphanie Kennedy (2007-08)	28	1,016 36.3
5.	Jazmine Jackson (2011-12)	26	941 36.2
6.	Maureen Formico (1985-86)	28	994 35.5
7.	Aimee McDaniel (1993-94)	26	919 35.3
8.	Rasheeda Clark (1998-99)	30	1,056 35.2
9.	Ea Shoushtari (2013-14)	31	1,089 35.1
10.	Rasheeda Clark (1999-00)	31	1,085 35.0

(minimum 2/3 of games played)

CAREER RECORDS

GAMES PLAYED		GP	GS
1.	Fannie Allen (1979-83)	128	
2.	Desi Marcelin (1977-80)	126	
3.	Nona Lee (1978-81)	123	
	Nadja Morgan (1999-02)	123	
5.	Damaris Hinojosa (2000-03)	120	
	Kelsey Brockway (2012-16)	120	
7.	Miranda Ayim (2007-10)	119	
	Shay Cooney-Williams (2010-13)	119	
9.	Kim Bueltel (1977-80)	118	
	Rene Edwards (1981-84)	118	
	Sarah Richen (1999-02)	118	
	Lauren Bell (2009-12)	118	
	Kelsey Patrick (2010-13)	118	

GAMES STARTED		GP	GS
1.	Jessica Ross (2006-09)	117	112
2.	Aimee McDaniel (1991-94)	110	106
3.	Samantha Rigley (1996-99)	111	101
	Damaris Hinojosa (2000-03)	120	101
5.	Daphanie Kennedy (2005-08)	112	100
	Miranda Ayim (2007-10)	119	100
	Jazmine Jackson (2009-12)	115	100
8.	Maureen Formico (1983-86)	114	95
9.	Shawn Sturgeon (1983-86)	113	92
10.	Lauren Bell (2009-12)	118	88

MINUTES PLAYED		G	MIN
1.	Damaris Hinojosa (2000-03)	120	3,835
2.	Daphanie Kennedy (2005-08)	112	3,638
3.	Maureen Formico (1983-86)	114	3,633
4.	Jazmine Jackson (2009-12)	115	3,614
5.	Aimee McDaniel (1991-94)	110	3,534
6.	Allie Green (2014-17)	114	3,474
7.	Shawn Sturgeon (1983-86)	113	3,422
8.	Miranda Ayim (2007-10)	119	3,334
9.	Lauren Bell (2009-12)	118	3,309
10.	Jessica Ross (2006-09)	117	3,228

MINUTES AVERAGE			
	G	MIN	MPG
1.	Angie White (1997-98)	58	1,959 33.8
2.	Rasheeda Clark (1999-01)	84	2,743 32.7
3.	Daphanie Kennedy (2005-08)	112	3,638 32.5
4.	Aimee McDaniel (1991-94)	110	3,534 32.1
5.	Damaris Hinojosa (2000-03)	120	3,835 32.0
6.	Maureen Formico (1983-86)	114	3,633 31.9
7.	Shannon Frowiss (1990-92)	84	2,670 31.8
8.	Jazmine Jackson (2009-12)	115	3,614 31.4
10.	Allie Green (2014-17)	114	3,474 30.5
	Nicole Funn (2003-04)	60	1,829 30.5

(minimum 50 games played)

GAME RECORDS

CONSECUTIVE GAMES WITH A DOUBLE-DOUBLE

9	Maureen Formico, Nov. 1984 to Dec. 1984
8	Maureen Formico, Jan. 1986 to Feb. 1986
6	Maureen Formico, Feb. 1985 to Nov. 1985
5	Fannie Allen, Feb. 1983 to March 1983
5	Anita Rodgers, Jan. 1984 to Feb. 1984
5	Maureen Formico, Jan. 1985
4	Lisa Siders, Dec. 1994 to Jan. 1995
4	Miranda Ayim, Nov. 2007 to Dec. 2007

SEASON RECORDS

DOUBLE-DOUBLES		G	D-D
1.	Maureen Formico (1984-85)	29	21
2.	Maureen Formico (1985-86)	28	18
3.	Maureen Formico (1983-84)	31	17
4.	Fannie Allen (1981-82)	29	12
	Lisa Siders (1996-97)	28	12
6.	Lisa Siders (1994-95)	25	11
	Yasmine Robinson-Bacote (2016-17)	28	11
7.	Shannon Frowiss (1990-91)	28	10
	Nadja Morgan (2001-02)	31	10
9.	Earnesta Grace (1986-87)	25	9
	Kate Crane (1998-99)	30	9
	Jennifer Lacy (2004-05)	28	9
	Miranda Ayim (2007-08)	28	9

CAREER RECORDS

DOUBLE-DOUBLES		G	D-D
1.	Maureen Formico	114	60
2.	Lisa Siders	104	34
3.	Fannie Allen	128	21
	Shannon Frowiss	84	21
	Nadja Morgan	123	21
6.	Miranda Ayim	119	20
7.	Earnesta Grace	50	15
8.	Gigi Stagers	112	12
	Shawn Sturgeon	113	12
	Jennifer Lacy	102	12

TOP PERFORMANCES

TRIPLE-DOUBLE

Aimee McDaniel (12-10-11) vs. Loyola Marymount, 1/26/1994, H

25 POINTS - 30 REBOUNDS

Maureen Formico (28-33) vs. Loyola Marymount, 2/15/1985, H

40 POINTS - 10 REBOUNDS

Maureen Formico (43-13) vs. U.S. International, 2/25/1985, A

30 POINTS - 10 REBOUNDS

Fannie Allen (32-16) vs. Loyola Marymount, 2/9/1983, A
 Fannie Allen (39-11) vs. UC Santa Barbara, 3/1/1983, H
 Maureen Formico (31-11) vs. Brigham Young, 12/9/1983, N
 Maureen Formico (30-11) vs. UC Santa Barbara, 12/7/1984, A
 Maureen Formico (34-15) vs. Wyoming, 1/10/1985, H
 Maureen Formico (37-17) vs. U.S. International, 1/22/1985, H
 Maureen Formico (36-12) vs. Loyola Marymount, 1/25/1985, A
 Maureen Formico (35-16) vs. Northern Arizona, 2/9/1985, H
 Maureen Formico (31-18) vs. Hawaii, 3/2/1985, A
 Maureen Formico (39-18) vs. Cal Poly Pomona, 1/21/1986, H
 Maureen Formico (30-15) vs. San Francisco, 1/24/1986, A
 Maureen Formico (37-15) vs. Nevada, 2/1/1986, H
 Earnesta Grace (32-11) vs. San Francisco, 2/12/1988, A
 Shannon Frowiss (30-10) vs. Gonzaga, 2/9/1991, A
 Iseth Cowan (30-17) vs. Sacramento State, 12/19/1994, N
 Ellen Blackmun (32-10) vs. Columbia, 1/3/1995
 Lisa Siders (31-11) vs. Santa Clara, 1/20/1996, A
 Jenny Frank (32-13) vs. Gonzaga, 2/9/1996, H
 Lisa Siders (33-10) vs. Gonzaga, 1/30/1997, A
 Jenny Frank (32-14) vs. Gonzaga, 1/10/1998, A

25 POINTS - 10 REBOUNDS

Fannie Allen (27-10) vs. Long Beach State, 2/27/1982, H
 Fannie Allen (25-14) vs. UC Irvine, 1/25/1983, A
 Maureen Formico (25-10) vs. U.S. International, 11/26/1983, N
 Maureen Formico (27-13) vs. San Diego State, 12/27/1983, H
 Anita Rodgers (29-16) vs. Loyola Marymount, 1/31/1984, A
 Shawn Sturgeon (28-11) vs. Loyola Marymount, 2/11/1984, H
 Maureen Formico (26-13) vs. Alaska-Anchorage, 2/25/1984, A
 Maureen Formico (27-16) vs. Long Beach State, 12/14/1984, A
 Maureen Formico (26-10) vs. Cal Poly Pomona, 12/18/1984, A
 Maureen Formico (27-12) vs. San Diego, 1/18/1985, H
 Maureen Formico (27-16) vs. Northern Arizona, 1/29/1985, H
 Shawn Sturgeon (25-10) vs. Arizona, 2/8/1985, A
 Maureen Formico (25-15) vs. Hawaii Pacific, 2/28/1985, A
 Maureen Formico (25-13) vs. UC Riverside, 12/3/1985, H
 Maureen Formico (27-17) vs. Dartmouth, 12/17/1985, H
 Maureen Formico (29-11) vs. San Diego, 1/18/1985, H
 Maureen Formico (27-12) vs. Chapman, 1/30/1986, A
 Maureen Formico (27-14) vs. Santa Clara, 2/28/1986, H
 Earnesta Grace (28-15) vs. U.S. International, 2/13/1987, H
 Shannon Frowiss (26-12) vs. Air Force, 11/24/1989, N
 Shannon Frowiss (29-11) vs. Portland, 1/27/1990, H
 Shannon Frowiss (29-10) vs. Saint Mary's, 2/3/1990, A
 Shannon Frowiss (29-15) vs. Loyola Marymount, 1/19/1991, A
 Lisa Siders (26-10) vs. Gonzaga, 2/3/1996, A
 Lisa Siders (26-14) vs. Loyola Marymount, 1/15/1997, A
 Lisa Siders (26-11) vs. Santa Clara, 2/8/1997, H
 Damaris Hinojosa (25-10) vs. Texas A&M, 12/20/2000, A
 Nadja Morgan (25-11) vs. Portland, 2/15/2002, H
 Shanell Law (26-10) vs. San Diego, 2/14/2003, H
 Jennifer Lacy (26-15) vs. Montana, 11/27/2004, H
 Jennifer Lacy (27-11) vs. Santa Clara, 1/22/2005, A
 Jennifer Lacy (25-12) vs. Portland, 2/12/2005, A
 Miranda Ayim (29-11) vs. Santa Clara, 1/14/2010, A
 Erica Ogwumike (28-10) vs. Cal State Fullerton, 11/20/2015, H
 Erica Ogwumike (26-11) vs. Portland, 12/23/2015 H
 Yasmine Robinson-Bacote (25-16) vs. Pacific, 2/4/2017 A

20 POINTS - 20 REBOUNDS

Maureen Formico (29-21) vs. Loyola Marymount, 2/4/1984, N
 Maureen Formico (23-22) vs. Cincinnati, 11/23/1985, N

15 POINTS - 10 ASSISTS

Stephanie Turman (16-10) vs. U.S. International, 11/26/1983, N
 Stephanie Turman (16-16) vs. Fresno State, 12/10/1983, N
 Stephanie Turman (16-10) vs. U.S. International, 1/20/1984, H
 Dionne Burgess (19-11) vs. Oklahoma State, 12/12/1987, H



ANGIE WHITE

Note: Records on this page and the season that they date back to are games played (1976-77), minutes (1977-78), games started (1981-82) and double-double performances (1981-82).



TEAM SINGLE-GAME RECORDS

PEPPERDINE		OPPONENT
127 vs. U.S. International, 1/23/1981, H 118 vs. Chapman, 2/5/1981, H 118 vs. Navy, 2/12/1981, H 115 vs. San Diego, 2/25/1980, H 112 vs. California Baptist, 1/9/1993, H	POINTS	109 by Connecticut, 12/20/2002, A 108 by UNLV, 1/4/1977, A 108 by Duke, 11/24/1995, N 107 by UNLV, 2/9/1979, A 107 by Gonzaga, 1/21/2010, H
58 vs. Valparaiso, 1/6/1990, H 57 vs. Gonzaga, 2/29/1992, H	FIRST-HALF POINTS	59 by Connecticut, 11/28/1999, A 57 by UCLA, 12/30/1992, N
67 vs. California Baptist, 1/9/1993, H 61 vs. Saint Mary's, 1/17/2008, H	SECOND-HALF POINTS	59 by Nebraska, 1/11/1984, H 59 by UCLA, 12/3/1990, A
+68 vs. California Baptist, 1/9/1993, H (112-44) +67 vs. San Diego, 2/25/1980, H (115-48)	MARGIN OF VICTORY	+61 by Connecticut, 12/20/2002, A (48-109) +49 by Stanford, 11/19/2009, A (50-99)
46 vs. Hawaii Pacific, 2/28/1985, A 45, twice, last vs. Concordia, 12/27/1996, H	FIELD GOALS MADE	47 by USC, 11/21/1982, H 47 by Nebraska, 1/11/1984, H
102 vs. U.S. International, 2/3/1983, A 93 vs. U.S. International, 1/15/1982, H	FIELD GOALS ATTEMPTED	96 by District of Columbia, 12/3/1988, N 92 by Oregon, 11/25/2013, A
.667 vs. Portland, 2/15/2002, H (38-57) .653 vs. UC Davis, 1/3/1987, N (32-49)	FIELD GOAL PERCENTAGE (HIGH)	.756 by San Diego, 1/18/1986, H (31-41) .662 by USC, 11/21/1982, H (47-71)
.177 vs. Portland, 2/9/2013, H (11-62) .194 vs. Saint Mary's, 2/25/2010, H (14-72)	FIELD GOAL PERCENTAGE (LOW)	.190 by San Diego, 2/11/2017, H (12-63) .200 by Loyola Marymount, 1/28/1995, H (11-55)
14 vs. San Diego, 1/17/2004, H 13 vs. Quinnipiac, 12/28/2002, H	THREE-POINTERS MADE	15 by Iowa, 11/21/2014, A 15 by Gonzaga, 1/28/17, A
36 vs. UC Davis, 11/19/2010, H 31, twice, last vs. San Francisco, 1/29/2011, A	THREE-POINTERS ATTEMPTED	39 by BYU, 1/19/2017, H 35 by Long Beach State, 11/13/2016, H
.727 vs. Gonzaga, 2/3/1996, A (8-11) .700 vs. Howard, 12/21/2012, H (7-10)	THREE-POINT PERCENTAGE (minimum 10 attempts)	.688 by Connecticut, 12/20/2002, A (11-16) .667 by East Tennessee State, 11/23/1990, N (8-12)
35 vs. Northern Arizona, 11/13/2009, H 33, several, last vs. SW Missouri State, 11/30/1990, H	FREE THROWS MADE	41 by Stanford, 1/5/2003, A 36 by Gonzaga, 2/9/1991, A
56 vs. SW Missouri State, 11/30/1990, H 52 vs. Cal State Los Angeles, 1/12/1983, A	FREE THROWS ATTEMPTED	48 by Stanford, 1/5/2003, A 45, twice, last by Loyola Marymount, 1/17/2001, A
1.000 vs. San Francisco, 1/14/1989, A (27-27) .963 vs. San Diego, 1/8/2006, A (26-27)	FREE THROW PERCENTAGE (minimum 20 attempts)	.960 by Nevada, 12/30/2000, H (24-25) .955 by San Francisco, 3/6/2013, N (21-22)
77 vs. U.S. International, 2/3/1983, A 69 vs. Hawaii, 1/2/1982, N	REBOUNDS	62 by Gonzaga, 2/18/2012, A 61 by Long Beach State, 12/21/2005, A
+32 vs. Southern, 12/16/2005, H (68-32) +30, several, last vs. San Diego, 1/9/1997, A (56-26)	REBOUND MARGIN	+31 by Wisconsin, 11/30/2002, H (59-28) +30, several, last by Saint Mary's, 2/26/2009, A (55-25)
34 vs. Stanford, 1/5/2003, A 33 vs. Washington State, 11/18/2005, A	PERSONAL FOULS	36 by SW Missouri State, 11/30/1990, H 35 by Pacific, 12/4/1982, H
33 vs. Southern California College, 12/6/1997, H 30 vs. Cal State Fullerton, 2/20/1993, H	ASSISTS	36 by Nebraska, 1/11/1984, H 34 by USC, 11/21/1982, H
36 vs. U.S. International, 2/29/1984, A 34, several, last vs. Texas A&M, 11/10/2006, A	TURNOVERS	39 by UC Santa Barbara, 12/1/1987, H 39 by Saint Mary's, 2/3/2011, H
13 vs. Pacific, 1/4/2002, H 12, several, last vs. Loyola Marymount, 2/23/2008, A	BLOCKED SHOTS	18 by USC, 12/4/1984, A 14 by Oregon, 1/7/1983, H
35 vs. UC Santa Barbara, 12/1/1987, H 28 vs. Saint Mary's, 2/3/2011, H	STEALS	24 by Texas, 2/24/1984, N 23 by Cal Poly Pomona, 1/21/1986, H

Single-game records are complete through the 1981-82 season and in some cases go back farther.



OPPONENT SINGLE-GAME RECORDS

POINTS

37	Anja Bordt, Saint Mary's, 2/1/1991, H
37	Lexi Eaton, BYU, 2/5/2015, A
37	Lexi Rydalch (Eaton), BYU, 1/30/2016, H
37	Rachel Howard, San Francisco, 2/25/2017, A
36	Chris Starr, Nevada, 12/15/1984, A
34	Tina Hutchinson, San Diego State, 12/27/1983, H
34	Debra Powell, Nebraska, 1/11/1984, H
34	Rehema Stephens, UCLA, 12/3/1990, A
34	Toni Young, Oklahoma State, 3/16/2011, A
33	Annette Smith, Texas, 2/24/1984, N
33	Julie Evans, San Diego, 1/18/1985, H
33	Sonya Carter, U.S. International, 2/7/1987, A
33	Teri Hunt, San Francisco, 1/17/1987, A
31	Alison Lang, Oregon, 1/7/1983, H
31	Debbie Clare, Alaska-Anchorage, 2/25/1984, A
31	Sonya Carter, U.S. International, 1/17/1986, H
31	Tonja Kostic, Oregon State, 12/16/1992, H
31	Lynda Amari, Cal State Northridge, 12/9/1998, H
31	Miranda Sanchez, New Mexico, 3/12/1999, A
31	Michelle Greco, UCLA, 12/14/2002, H
31	Safi Mojidi, Rhode Island, 12/28/2006, H
31	Rebecca Greenwell, Duke, 11/27/2016, H
31	Jackie Johnson, LMU, 2/18/2017, H
30	Jamie Glassford, U.S. International, 2/13/1982, A
30	Mary Stanbra, San Diego, 1/18/1985, H
30	Margaret Walsh, San Francisco, 3/1/1986, H
30	Linda Grayson, Northwestern Louisiana, 12/19/1987, N
30	Tammy Tibbles, Gonzaga, 1/22/1988, H
30	Karen Skemp, San Diego, 2/26/1988, H
30	Malissa Stephenson, District of Columbia, 12/3/1988, N
30	Carla Cantrell, East Tennessee State, 11/23/1990, N
30	Tamika Whitmore, Memphis, 12/30/1997, H
30	Dominique Carter, San Francisco, 2/3/2005, H
30	Kiva Herman, San Diego, 3/7/2009, N
30	Cassandra Brown, Portland, 1/17/2015

FIELD GOALS MADE

16	Debra Powell, Nebraska, 1/11/1984, H
16	Chris Starr, Nevada, 12/15/1984, A
15	Jamie Glassford, U.S. International, 2/13/1982, A
15	Tina Hutchinson, San Diego State, 12/27/1983, H

FIELD GOALS ATTEMPTED

30	Chris Starr, Nevada, 12/15/1984, A
29	Nadia Burks, UC Irvine, 1/10/1986, A
28	Debbie Polk, Baylor, 12/21/1981, N

FIELD GOAL PERCENTAGE

.909	Paula McGee, USC, 11/21/1982, H (10-11)
.909	Laura King, San Diego, 2/18/1995, H (10-11)
.900	Zalina Walton, UC Irvine, 2/5/1985, H (9-10)
.900	Chris Starr, Nevada, 2/7/1986, A (9-10)
.900	Ashley Burke, Gonzaga, 2/10/2005, A (9-10)

(minimum 9 FGM)

THREE-POINTERS MADE

8	Rebecca Greenwell, Duke, 11/27/2016, H
7	Makenzi Morrison, BYU, 1/10/2015, H
7	Carla Cantrell, East Tennessee State, 11/23/1990, N
7	Edniesha Curry, Cal State Northridge, 12/9/1998, H

THREE-POINTERS ATTEMPTED

17	Autumn Hollyfield, Cal State Fullerton, 2/8/1994, A
17	Jessica Malone, Gonzaga, 2/17/2001, H
16	Rebecca Greenwell, Duke, 11/27/2016, H
14	Jessica Malone, Gonzaga, 1/17/2002, A
14	Ashley Corral, USC, 11/24/2008, H

THREE-POINT FIELD GOAL PERCENTAGE

1.000	Makenzi Morrison, BYU, 1/10/2015, H (7-7)
1.000	Kaitlyn Mileto, Wyoming, 11/24/2013, H (5-5)
1.000	Stephanie Schmid, Nevada, 11/20/2016, H (5-5)
1.000	Milica Vukadinovic, California, 1/3/1993, H (4-4)
1.000	Kari Ambrose, San Diego, 1/30/1999, A (4-4)
1.000	Rheina Ale, San Francisco, 12/29/2011, A (4-4)
1.000	Hannah Mattson, Portland, 2/4/2016, A (4-4)

(minimum 4 3FGM)

FREE THROWS MADE

19	Teri Hunt, San Francisco, 1/17/1987, A
15	Staci Andrews, Gonzaga, 1/10/1998, A
15	Saadia Doyle, Howard, 12/21/2012, H
14	Linda Grayson, Northwestern Louisiana, 12/19/1987, N
14	Molly Tideback, UCLA, 12/6/1988, A
14	Lexi Eaton, BYU, 1/10/2015, H

FREE THROWS ATTEMPTED

20	Teri Hunt, San Francisco, 1/17/1987, A
20	Staci Andrews, Gonzaga, 1/10/1998, A
19	Clinette Jordan, Oklahoma State, 12/12/1987, H
19	Lynda Amari, Cal State Northridge, 12/9/1998, H
19	Lexi Eaton, BYU, 1/10/2015, H

FREE THROW PERCENTAGE

1.000	Mel Khlok, San Francisco, 3/6/2013, N (13-13)
1.000	Susie Erpelding, San Diego, 1/30/1999, A (12-12)
1.000	Miranda Sanchez, New Mexico, 3/12/1999, A (12-12)
1.000	Carey Sauer, San Francisco, 2/8/2002, A (12-12)
1.000	Lauren Hoisington, Northern Arizona, 11/22/2008, A (12-12)
1.000	Thea Lemberger, UCLA, 11/11/2013, A (12-12)
1.000	Danielle Mauldin, Saint Mary's, 3/1/2013, H (11-11)
1.000	Nicole Powell, Stanford, 11/30/2001, H (10-10)
1.000	Lisa Whiteside, San Francisco, 1/12/2002, H (10-10)
1.000	Becky Ayers, Albany, 12/29/2003, N (10-10)
1.000	Lauren Pedersen, UC Santa Barbara, 12/14/2008, H (10-10)
1.000	Morgan Henderson, San Diego, 3/7/2009, N (10-10)
1.000	Alex Cowling, Loyola Marymount, 2/6/2010, A (10-10)
1.000	Rheina Ale, San Francisco, 1/29/2011, A (10-10)
1.000	Tamera William, New Mexico State, 11/23/2016, A (10-10)

(minimum 10 FT made)

REBOUNDS

24	Kalani Purcell, BYU, 1/23/16, A
22	Jermisha Dosty, Saint Mary's, 1/11/2002, H
21	Linda Grayson, Northwestern Louisiana, 12/19/1987, N
21	Jayne Connors, Long Beach State, 12/21/2005, A

ASSISTS

17	Rhonda Windham, USC, 11/21/1982, H
14	Karen Friel, Nevada, 2/7/1986, A
14	Kathy Adelman, Portland, 1/18/1990, A
14	Anja Bordt, Saint Mary's, 1/26/1991, A
14	Toccarra Williams, Texas A&M, 12/20/2000, A
14	Haley Steed, Brigham Young, 1/12/2012, A

STEALS

12	Kamie Ethridge, Texas, 2/24/1984, N
9	Jamie Glassford, U.S. International, 2/29/1984, A
9	Amber Rudiger, Northern Arizona, 1/29/1985, H
9	Teresa Weatherspoon, Louisiana Tech, 12/18/1987, N

BLOCKED SHOTS

11	Sandora Irvin, TCU, 12/21/2003, H
10	Cheryl Miller, USC, 12/4/1984, A
9	Alison Lang, Oregon, 1/7/1983, H
9	Patricia Bright, Oregon State, 12/10/2011, H

TRIPLE-DOUBLE

Cheryl Miller, USC, 12/4/1984, A (18 pts, 13 rbs, 10 blks)
--



YEARLY STATISTICAL LEADERS

YEAR	SCORING	REBOUNDS	ASSISTS	BLOCKS	STEALS
1976-77	(15.8) Kim Bueltel	(11.1) Kim Bueltel	(2.6) Desi Marcelin	—	—
1977-78	(17.8) Kim Bueltel	(14.1) Kim Bueltel	(4.7) Desi Marcelin	(1.4) Tori Riley	(2.0) Desi Marcelin
1978-79	(16.6) Kim Bueltel	(8.4) Kim Bueltel	(4.1) Desi Marcelin	—	—
1979-80	(16.0) Kim Bueltel	(9.9) Kim Bueltel	(5.5) Donna Tatum	(0.7) Kim Bueltel	(2.4) Donna Tatum
1980-81	(20.3) Fannie Allen	(12.4) Gigi Staggers	(8.4) Donna Tatum	(1.6) Gigi Staggers	(3.7) Donna Tatum
1981-82	(15.1) Fannie Allen	(12.0) Gigi Staggers	(3.2) Stephanie Turman	(1.2) Gigi Staggers	(1.8) Jaymee Jusko
1982-83	(15.8) Fannie Allen	(10.3) Gigi Staggers	(3.7) Kelli Johnson	(0.7) Gigi Staggers	(1.8) Fannie Allen
1983-84	(18.7) Maureen Formico	(10.2) Maureen Formico	(6.6) Stephanie Turman	(0.5) Maureen Formico	(2.8) Stephanie Turman
1984-85	(24.6) Maureen Formico	(13.2) Maureen Formico	(3.6) Shawn Sturgeon	(0.5) Maureen Formico	(1.9) Maureen Formico
1985-86	(22.9)** Maureen Formico	(11.6)** Maureen Formico	(4.6) Stephanie Meneze	(0.5) Trish Maly	(2.0) Maureen Formico
1986-87	(14.3) Earnesta Grace	(8.4) Earnesta Grace	(4.9) Stephanie Meneze	(3.0)** Earnesta Grace	(2.9)** Earnesta Grace
1987-88	(15.2) Earnesta Grace	(6.5) Earnesta Grace	(5.9) Stephanie Meneze	(2.4)** Earnesta Grace	(2.6) Earnesta Grace
1988-89	(15.1) April Marion	(7.9) April Marion	(3.3) Sherri Murrell	(2.0) Susan Tousey	(2.3) Dionne Burgess
1989-90	(17.9) Shannon Frowiss	(8.0) Shannon Frowiss	(4.8) Sherri Murrell	(2.5) Sharon Wilson	(2.6) Sherri Murrell
1990-91	(17.5) Shannon Frowiss	(8.5) Shannon Frowiss	(4.1) Aimee McDaniel	(1.2) Shannon Liber	(1.9) Aimee McDaniel
1991-92	(13.4) Shannon Frowiss	(6.9) Shannon Frowiss	(2.6) Heather Wassenberg	(0.7) Barbara Tanner	(2.3) Heather Wassenberg
1992-93	(14.4) Aimee McDaniel	(5.3) Aimee McDaniel	(4.4) Aimee McDaniel	(0.7) Bailey/Tanner	(2.3) Heather Wassenberg
1993-94	(19.3) Aimee McDaniel	(8.1) Nikki Brodowy	(5.5) Aimee McDaniel	(1.6) Lisa Siders	(1.7) Aimee McDaniel
1994-95	(12.7) Lisa Siders	(9.3)** Lisa Siders	(3.1) Beatrice Godoy	(1.9) Lisa Siders	(1.3) Jill Kennedy
1995-96	(14.4) Lisa Siders	(7.0) Lisa Siders	(3.3) Samantha Rigley	(1.0) Tabitha Bailey	(1.1) Sara Pierce
1996-97	(13.3) Lisa Siders	(8.4)** Lisa Siders	(4.5) Angie White	(2.0) Lisa Siders	(1.6) Angie White
1997-98	(12.1) Jenny Frank	(8.1) Nesha Thomas	(4.8)** Angie White	(0.7) Jenny Frank	(2.0) Angie White
1998-99	(16.1) Rasheeda Clark	(8.0)** Kate Crane	(4.8)** Rasheeda Clark	(0.6) Jenny Frank	(2.0) Rasheeda Clark
1999-00	(15.5) Rasheeda Clark	(6.6) Nadja Morgan	(3.5) Rasheeda Clark	(0.5) Clark/Richen	(1.8) Rasheeda Clark
2000-01	(14.5) Damaris Hinojosa	(6.9) Nadja Morgan	(3.5) Damaris Hinojosa	(1.3) Shannon Mayberry	(1.9) Shandrika Lee
2001-02	(13.6) Damaris Hinojosa	(9.0) Nadja Morgan	(3.8) Damaris Hinojosa	(1.7) Shannon Mayberry	(1.9) Shandrika Lee
2002-03	(9.9) Shanell Law	(5.2) Keani Christianson	(2.8) Tamara McDonald	(0.8) Nicole Funn	(1.7) Tamara McDonald
2003-04	(13.4) Shandrika Lee	(6.4) Nicole Funn	(3.2) Shandrika Lee	(1.1) Nicole Funn	(1.4) Shandrika Lee
2004-05	(16.9)** Jennifer Lacy	(8.1) Jennifer Lacy	(3.6) Syreeta Stafford	(0.9) Jennifer Lacy	(2.2) Daphanie Kennedy
2005-06	(12.6) Daphanie Kennedy	(6.9) Jasmane Clarendon	(2.2) Shannon Johnson	(0.6) K. Ball/J. Ross	(1.6) Daphanie Kennedy
2006-07	(10.9) Teiosha George	(7.5) Teena Wickett	(3.1) Nakeya Isabell	(0.8) Teiosha George	(1.9) Nakeya Isabell
2007-08	(19.6) Daphanie Kennedy	(8.7) Miranda Ayim	(3.1) Daphanie Kennedy	(2.0) Miranda Ayim	(1.9) Daphanie Kennedy
2008-09	(11.5) Miranda Ayim	(5.4) Miranda Ayim	(5.8) Nakeya Isabell	(1.0) Miranda Ayim	(3.1)** Nakeya Isabell
2009-10	(15.0) Miranda Ayim	(6.7) Miranda Ayim	(2.9) Lauren Bell	(2.7) Miranda Ayim	(1.8) Jazmine Jackson
2010-11	(14.0) Jazmine Jackson	(6.3) Skye Barnett	(3.9) Lauren Bell	(0.6) Skye Barnett	(2.8) Lauren Bell
2011-12	(14.2) Jazmine Jackson	(5.5) Jazmine Jackson	(3.2) Lauren Bell	(0.4) Kelsey Patrick	(2.7)** Lauren Bell
2012-13	(9.3) Shay Cooney-Williams	(5.5) Kelsey Patrick	(2.4) Shay Cooney-Williams	(0.9) Kelsey Brockway	(2.1) Ea Shoushtari
2013-14	(12.1) Keitra Wallace	(6.7) Ea Shoushtari	(3.1) Ea Shoushtari	(0.6) Kelsey Brockway	(1.6) Ea Shoushtari
2014-15	(14.8) Bria Richardson	(6.0) Ea Shoushtari	(4.1) Ea Shoushtari	(0.5) Kelsey Brockway	(2.6) ** Bria Richardson
2015-16	(18.4) Erica Ogwumike	(7.5) Erica Ogwumike	(3.4) Paige Fecske	(0.5) Kelsey Brockway	(2.0) Erica Ogwumike
2016-17	(14.8) Yasmine Robinson-Bacote	(8.7) Yasmine Robinson-Bacote	(3.8) Barbara Sitanggan	(1.7) Megan House	(1.8) Barbara Sitanggan

** led the West Coast Conference. Must have appeared in 2/3 of Pepperdine's games to qualify.



YEARLY STATISTICAL LEADERS

YEAR	MINUTES	FIELD GOAL PCT.	3-POINTERS MADE	FREE THROWS MADE	DOUBLE-DOUBLES
1976-77	—	(.405) Gail Rudakas	—	(58) Kim Bueltel	—
1977-78	—	(.560) Kim Bueltel	—	(115) Kim Bueltel	—
1978-79	—	(.520) Kim Bueltel	—	(95) Kim Bueltel	—
1979-80	(28.4) Kim Bueltel	(.497) Kim Bueltel	—	(74) Kim Bueltel	—
1980-81	(31.0) Donna Tatum	(.489) Kelli Johnson	—	(119) Fannie Allen	—
1981-82	(28.9) Fannie Allen	(.473) Jaymee Jusko	—	(104) Fannie Allen	(12) Fannie Allen
1982-83	(29.8) Fannie Allen	(.452) Rene Edwards	—	(90) Fannie Allen	(9) Fannie Allen
1983-84	(33.9) Maureen Formico	(.473) Maureen Formico	—	(113) Maureen Formico	(17) Maureen Formico
1984-85	(37.1) Maureen Formico	(.462) Maureen Formico	—	(111) Maureen Formico	(21) Maureen Formico
1985-86	(35.5) Maureen Formico	(.462) Shawn Sturgeon	—	(154) Maureen Formico	(18) Maureen Formico
1986-87	(29.3) Stephanie Meneze	(.522) Earnesta Grace	(16) Kristy Greenberg	(71) Earnesta Grace	(9) Earnesta Grace
1987-88	(30.5) Stephanie Meneze	(.543) Earnesta Grace	(17) Dionne Burgess	(104) Earnesta Grace	(6) Earnesta Grace
1988-89	(33.2) Dionne Burgess	(.513) Susan Tousey	(36) Dionne Burgess	(113) April Marion	(7) April Marion
1989-90	(33.0) Shannon Frowiss	(.539) Shannon Frowiss	(32) Dionne Burgess	(132) Shannon Frowiss	(8) Shannon Frowiss
1990-91	(34.1) Aimee McDaniel	(.608) Shannon Frowiss	(40) Linda Waters	(113) Shannon Frowiss	(10) Shannon Frowiss
1991-92	(29.4) Shannon Frowiss	(.525) Shannon Frowiss	(31) Heather Wassenberg	(124) Shannon Frowiss	(3) Shannon Frowiss
1992-93	(33.8) Aimee McDaniel	(.503) Tabitha Bailey	(38) Aimee McDaniel	(117) Aimee McDaniel	(2) McDonald/Tanner
1993-94	(35.3) Aimee McDaniel	(.553) Lisa Siders	(34) Aimee McDaniel	(149) Aimee McDaniel	(8) Nikki Brodowy
1994-95	(30.8) Lisa Siders	(.502) Lisa Siders	(27) Ellen Blackmun	(59) Lisa Siders	(11) Lisa Siders
1995-96	(29.2) Sara Pierce	(.573) Lisa Siders	(48) Clare Walker	(78) Lisa Siders	(6) Lisa Siders
1996-97	(33.3) Angie White	(.545) Lisa Siders	(35) Clare Walker	(60) Angie White	(12) Lisa Siders
1997-98	(34.2) Angie White	(.480) Jenny Frank	(52) Samantha Rigley	(81) Dana Sulenski	(7) Jenny Frank
1998-99	(35.2) Rasheeda Clark	(.581) Jenny Frank	(43) Samantha Rigley	(102) Rasheeda Clark	(9) Lisa Crane
1999-00	(35.0) Rasheeda Clark	(.519) Dee Braxton	(51) Damaris Hinojosa	(79) Rasheeda Clark	(6) Nadja Morgan
2000-01	(33.5) Damaris Hinojosa	(.537) Nadja Morgan	(62) Damaris Hinojosa	(84) Nadja Morgan	(3) Nadja Morgan
2001-02	(34.0) Damaris Hinojosa	(.537) Nadja Morgan	(75) Damaris Hinojosa	(99) Nadja Morgan	(10) Nadja Morgan
2002-03	(28.4) Nicole Funn	(.500) Shandrika Lee	(48) Hinojosa/Law	(74) Nicole Funn	(2) Nicole Funn
2003-04	(32.7) Shandrika Lee	(.516) Jennifer Lacy	(55) Shandrika Lee	(55) Funn/Greathouse	(3) Jennifer Lacy
2004-05	(33.6) Syreeta Stafford	(.489) Jennifer Lacy	(44) Lauren Wenski	(116) Jennifer Lacy	(9) Jennifer Lacy
2005-06	(33.6) Daphanie Kennedy	(.465) Teiosha George	(33) Daphanie Kennedy	(102) Jasmane Clarendon	(4) Jasmane Clarendon
2006-07	(30.0) Jessica Ross	(.586) Teena Wickett	(41) Jessica Ross	(76) Teiosha George	(5) Teena Wickett
2007-08	(36.3) Daphanie Kennedy	(.557) Miranda Ayim	(46) Daphanie Kennedy	(107) Daphanie Kennedy	(9) Miranda Ayim
2008-09	(27.9) Nakeya Isabell	(.464) Miranda Ayim	(41) Jessica Ross	(71) Jazmine Jackson	(4) Miranda Ayim
2009-10	(32.2) Miranda Ayim	(.447) Miranda Ayim	(53) Katie Menton	(113) Jazmine Jackson	(6) Miranda Ayim
2010-11	(33.7) Jazmine Jackson	(.450) Robie Mayberry	(66) Katie Menton	(109) Jazmine Jackson	(4) Jazmine Jackson
2011-12	(37.5) Lauren Bell	(.407) Skye Barnett	(45) Lauren Bell	(100) Jazmine Jackson	(1) Jackson/Menton
2012-13	(31.1) Shay Cooney-Williams	(.358) Ea Shoushtari	(48) Shay Cooney-Williams	(46) Kelsey Patrick	(2) Kelsey Patrick
2013-14	(35.1) Ea Shoushtari	(.442) Bria Richardson	(59) Ea Shoushtari	(135) Keitra Wallace	(3) Ea Shoushtari
2014-15	(33.8) Bria Richardson	(.478) Olivia Ogwumike	(42) Ea Shoushtari	(116) Keitra Wallace	—
2015-16	(33.6) Erica Ogwumike	(.488) Kelsey Brockway	(38) Paige Fecske	(119) Erica Ogwumike	(7) Erica Ogwumike
2016-17	(33.8) Allie Green	(.440) Y. Robinson-Bacote	(48) Sydney Bordonaro	(101) Y. Robinson-Bacote	(11) Y. Robinson-Bacote

(minimum 100 FGA)



YEARLY TEAM STATISTICS

YEAR	G	FG-FGA	PCT	3FG-3FGA	PCT	FT-FTA	PCT	RB (AVG)	AST (AVG)	TO (AVG)	BLK (AVG)	STL (AVG)	PTS (AVG)
1981-82	29	880-2206	.399	—	—	327-507	.645	1464 (50.5)	495 (17.1)	614 (21.2)	85 (2.9)	324 (11.2)	2087 (72.0)
1982-83	26	774-1981	.391	—	—	342-535	.639	1337 (51.4)	434 (16.7)	444 (17.1)	60 (2.3)	274 (10.5)	1890 (72.7)
1983-84	31	914-2148	.426	—	—	455-674	.675	1269 (40.9)	556 (17.9)	623 (20.1)	54 (1.7)	326 (10.5)	2283 (73.6)
1984-85	29	820-1942	.422	—	—	396-613	.646	1211 (41.8)	468 (16.1)	555 (19.1)	53 (1.8)	257 (8.9)	2036 (70.2)
1985-86	28	708-1681	.421	—	—	411-599	.686	1011 (36.1)	469 (16.8)	597 (21.3)	53 (1.9)	279 (10.0)	1827 (65.2)
1986-87	27	695-1580	.440	19-56	.339	365-566	.645	960 (35.6)	448 (16.6)	530 (19.6)	130 (4.8)	305 (11.3)	1774 (65.7)
1987-88	27	711-1572	.452	28-111	.252	354-548	.646	983 (36.4)	462 (17.1)	549 (20.3)	108 (4.0)	333 (12.3)	1804 (66.8)
1988-89	28	702-1578	.445	59-147	.401	412-593	.695	994 (35.5)	450 (16.1)	599 (21.4)	87 (3.1)	253 (9.0)	1875 (67.0)
1989-90	28	747-1637	.456	64-155	.413	422-616	.685	1035 (37.0)	438 (15.6)	556 (19.9)	112 (4.0)	293 (10.5)	1980 (70.7)
1990-91	28	744-1708	.436	90-238	.378	459-694	.661	1169 (41.8)	412 (14.7)	526 (18.8)	107 (3.8)	245 (8.8)	2037 (72.8)
1991-92	28	732-1628	.450	76-247	.308	468-639	.732	1060 (37.9)	406 (14.5)	558 (19.9)	86 (3.1)	286 (10.2)	2008 (71.7)
1992-93	30	818-1788	.457	97-270	.359	525-723	.726	1132 (37.7)	490 (16.3)	620 (20.7)	95 (3.2)	304 (10.1)	2258 (75.3)
1993-94	26	648-1480	.438	79-232	.341	387-569	.680	1052 (40.5)	376 (14.5)	489 (18.8)	94 (3.6)	201 (7.7)	1762 (67.8)
1994-95	26	622-1550	.401	94-315	.298	303-486	.623	1158 (44.5)	330 (12.7)	539 (20.7)	118 (4.5)	166 (6.4)	1641 (63.1)
1995-96	28	709-1709	.415	144-406	.355	397-583	.681	1188 (42.4)	421 (15.0)	499 (17.8)	81 (2.9)	160 (5.7)	1959 (70.0)
1996-97	28	716-1693	.423	108-328	.329	354-530	.668	1254 (44.8)	430 (15.4)	522 (18.6)	113 (4.0)	165 (5.9)	1894 (67.6)
1997-98	31	743-1876	.396	184-535	.344	420-594	.707	1273 (41.1)	461 (14.9)	489 (15.8)	69 (2.2)	218 (7.0)	2090 (67.4)
1998-99	30	798-1827	.437	115-382	.301	433-647	.669	1192 (39.7)	427 (14.2)	523 (17.4)	81 (2.7)	235 (7.8)	2144 (71.5)
1999-00	31	792-1954	.405	136-441	.308	442-683	.647	1292 (41.7)	394 (12.7)	551 (17.8)	76 (2.5)	262 (8.5)	2162 (69.7)
2000-01	31	842-1956	.430	144-442	.326	439-673	.652	1289 (41.6)	395 (12.7)	550 (17.7)	108 (3.5)	238 (7.7)	2267 (73.1)
2001-02	31	776-1865	.416	183-556	.329	519-714	.727	1255 (40.5)	436 (14.1)	586 (18.9)	145 (4.7)	248 (8.0)	2254 (72.7)
2002-03	30	790-1881	.420	190-546	.348	389-578	.673	1179 (39.3)	364 (12.1)	533 (17.8)	108 (3.6)	271 (9.0)	2159 (72.0)
2003-04	30	727-1868	.389	154-506	.304	343-513	.669	1219 (40.6)	346 (11.5)	525 (17.5)	137 (4.6)	241 (8.0)	1951 (65.0)
2004-05	29	613-1630	.376	108-424	.255	375-543	.691	1107 (38.2)	322 (11.1)	559 (19.3)	73 (2.5)	246 (8.5)	1709 (58.9)
2005-06	31	705-1840	.383	113-392	.288	443-664	.667	1261 (40.7)	341 (11.0)	586 (18.9)	78 (2.5)	233 (7.5)	1966 (63.4)
2006-07	31	710-1774	.400	138-456	.303	367-503	.730	1103 (35.6)	377 (12.2)	637 (20.5)	81 (2.6)	298 (9.6)	1925 (62.1)
2007-08	28	711-1711	.416	138-466	.296	333-450	.740	1119 (40.0)	361 (12.9)	550 (19.6)	123 (4.4)	233 (8.3)	1893 (67.6)
2008-09	29	653-1764	.370	127-431	.295	328-495	.663	993 (34.2)	374 (12.9)	544 (18.8)	74 (2.6)	364 (12.6)	1761 (60.7)
2009-10	32	746-2039	.366	148-502	.295	466-646	.721	1180 (36.9)	373 (11.7)	478 (14.9)	130 (4.1)	325 (10.2)	2106 (65.8)
2010-11	30	754-1954	.386	206-613	.336	370-508	.728	1082 (36.1)	386 (12.9)	433 (14.4)	73 (2.4)	385 (12.8)	2084 (69.5)
2011-12	29	608-1710	.356	131-453	.289	390-539	.724	960 (33.1)	277 (9.6)	436 (15.0)	64 (2.2)	323 (11.1)	1737 (59.9)
2012-13	28	549-1626	.338	134-443	.302	305-442	.690	965 (34.5)	300 (10.7)	498 (17.8)	98 (3.5)	229 (8.2)	1537 (54.9)
2013-14	31	724-1889	.383	142-435	.326	407-580	.702	1164 (37.5)	377 (12.2)	456 (14.7)	66 (2.1)	214 (6.9)	1997 (64.4)
2014-15	30	685-1760	.389	124-423	.293	403-547	.737	997 (33.2)	371 (12.4)	422 (14.1)	75 (2.5)	252 (8.4)	1897 (63.2)
2015-16	31	695-1780	.390	149-451	.330	434-607	.715	1107 (35.7)	334 (10.8)	549 (17.7)	87 (2.8)	235 (7.6)	1973 (63.6)
2016-17	30	638-1758	.363	176-535	.329	372-516	.721	1149 (38.3)	320 (10.7)	501 (16.7)	118 (3.93)	193 (6.43)	1824 (60.8)



YEARLY OPPONENT STATISTICS

YEAR	G	FG-FGA	PCT	3FG-3FGA	PCT	FT-FTA	PCT	RB (AVG)	AST (AVG)	TO (AVG)	BLK (AVG)	STL (AVG)	PTS (AVG)
1981-82	29	827-1930	.428	—	—	387-590	.656	1186 (40.9)	437 (15.1)	606 (20.9)	63 (2.2)	326 (11.2)	2041 (70.4)
1982-83	26	734-1675	.438	—	—	372-553	.673	1089 (41.9)	436 (16.8)	487 (18.7)	114 (4.4)	240 (9.2)	1840 (70.8)
1983-84	31	961-1986	.484	—	—	446-643	.694	1240 (40.0)	543 (17.5)	632 (20.4)	95 (3.1)	274 (8.8)	2368 (76.4)
1984-85	29	899-1962	.458	—	—	317-500	.634	1226 (42.3)	481 (16.6)	576 (19.9)	120 (4.1)	272 (9.4)	2115 (72.9)
1985-86	28	827-1717	.482	—	—	379-585	.648	1078 (38.5)	508 (18.1)	568 (20.3)	95 (3.4)	326 (11.6)	2033 (72.6)
1986-87	27	631-1514	.417	7-29	.241	423-640	.661	1060 (39.3)	389 (14.4)	570 (21.1)	52 (1.9)	230 (8.5)	1692 (62.7)
1987-88	27	657-1576	.417	30-124	.242	401-596	.673	1035 (38.3)	401 (14.9)	584 (21.6)	62 (2.3)	275 (10.2)	1745 (64.6)
1988-89	28	775-1853	.418	50-178	.281	360-510	.706	1166 (41.6)	440 (15.7)	556 (19.9)	84 (3.0)	284 (10.1)	1960 (70.0)
1989-90	28	756-1755	.431	91-223	.408	376-547	.687	1088 (38.9)	419 (15.0)	553 (19.8)	83 (3.0)	288 (10.3)	1979 (70.7)
1990-91	28	763-1864	.409	93-254	.366	387-573	.675	1163 (41.5)	395 (14.1)	461 (16.5)	84 (3.0)	293 (10.5)	2006 (71.6)
1991-92	28	692-1671	.414	71-241	.295	378-570	.663	1054 (37.6)	380 (13.6)	579 (20.7)	78 (2.8)	276 (9.9)	1833 (65.5)
1992-93	30	782-1893	.413	102-310	.329	490-699	.701	1197 (39.9)	429 (14.3)	617 (20.6)	87 (2.9)	310 (10.3)	2156 (71.9)
1993-94	26	605-1610	.376	76-267	.285	350-543	.645	1036 (39.8)	332 (12.8)	464 (17.8)	58 (2.2)	240 (9.2)	1636 (62.9)
1994-95	26	606-1633	.371	91-312	.292	312-489	.638	1018 (39.2)	315 (12.1)	429 (16.5)	71 (2.7)	257 (9.9)	1615 (62.1)
1995-96	28	710-1806	.393	118-385	.306	357-564	.633	1139 (40.7)	352 (12.6)	434 (15.5)	65 (2.3)	242 (8.6)	1895 (67.7)
1996-97	28	590-1652	.357	101-365	.277	397-622	.638	1025 (36.6)	328 (11.7)	436 (15.6)	76 (2.7)	240 (8.6)	1678 (59.9)
1997-98	31	683-1765	.387	128-431	.297	418-624	.670	1167 (37.6)	387 (12.5)	522 (16.8)	64 (2.1)	235 (7.6)	1912 (61.7)
1998-99	30	710-1733	.410	131-418	.313	479-648	.739	1081 (36.0)	366 (12.2)	540 (18.0)	82 (2.7)	229 (7.6)	2030 (67.7)
1999-00	31	718-1773	.405	141-433	.326	465-664	.700	1173 (37.8)	402 (13.0)	631 (20.4)	92 (3.0)	261 (8.4)	2042 (65.9)
2000-01	31	701-1770	.396	140-445	.315	535-789	.678	1176 (37.9)	363 (11.7)	595 (19.2)	85 (2.7)	247 (8.0)	2077 (67.0)
2001-02	31	704-1832	.384	137-441	.311	557-791	.704	1205 (38.9)	381 (12.3)	580 (18.7)	77 (2.5)	257 (8.3)	2102 (67.8)
2002-03	30	643-1582	.406	122-384	.318	544-764	.712	1067 (35.6)	335 (11.2)	616 (20.5)	98 (3.3)	222 (7.4)	1952 (65.1)
2003-04	30	667-1672	.399	150-426	.352	475-656	.724	1128 (37.6)	319 (10.6)	532 (17.7)	93 (3.1)	244 (8.1)	1959 (65.3)
2004-05	29	668-1670	.400	132-468	.282	349-504	.692	1109 (38.2)	346 (11.9)	520 (17.9)	96 (3.3)	261 (9.0)	1817 (62.7)
2005-06	31	710-1793	.396	126-389	.324	484-735	.659	1245 (40.2)	331 (10.7)	569 (18.4)	96 (3.1)	245 (7.9)	2030 (65.5)
2006-07	31	694-1666	.417	125-397	.315	462-662	.698	1099 (35.5)	366 (11.8)	612 (19.7)	99 (3.2)	253 (8.2)	1975 (63.7)
2007-08	28	708-1770	.400	125-436	.287	359-527	.681	1101 (39.3)	383 (13.7)	461 (16.5)	81 (2.9)	229 (8.2)	1900 (67.9)
2008-09	29	614-1433	.428	107-338	.317	411-588	.699	1126 (38.8)	359 (12.4)	740 (25.5)	123 (4.2)	204 (7.0)	1746 (60.2)
2009-10	32	780-1801	.433	170-475	.358	360-506	.711	1296 (40.5)	449 (14.0)	679 (21.2)	114 (3.6)	174 (5.4)	2090 (65.3)
2010-11	30	687-1589	.432	130-429	.303	405-583	.695	1205 (40.2)	436 (14.5)	673 (22.4)	106 (3.5)	194 (6.5)	1909 (63.6)
2011-12	29	665-1532	.434	148-435	.340	378-534	.708	1154 (39.8)	391 (13.5)	589 (20.3)	123 (4.2)	210 (7.2)	1856 (64.0)
2012-13	28	677-1670	.405	137-442	.310	411-576	.714	1245 (44.5)	387 (13.8)	496 (17.7)	110 (3.9)	289 (10.3)	1902 (67.9)
2013-14	31	835-1980	.431	189-607	.311	448-656	.683	1348 (43.5)	499 (16.1)	431 (13.9)	97 (3.1)	235 (7.6)	2343 (75.6)
2014-15	30	752-1727	.435	176-522	.337	460-652	.706	1244 (41.5)	446 (14.9)	489 (16.3)	91 (3.0)	212 (7.1)	2140 (71.3)
2015-16	31	800-1881	.425	196-596	.329	475-690	.688	1212 (39.1)	478 (15.4)	481 (15.5)	91 (2.9)	288 (9.3)	2271 (73.3)
2016-17	30	723-1931	.374	237-750	.316	411-561	.733	1303 (43.4)	506 (16.9)	412 (13.7)	137 (4.6)	268 (8.9)	2094 (69.8)



TEAM/OPPONENT COMPARISON

YEAR	G	SCORING	FG PCT	3FG PCT	FT PCT	REBOUNDS	TURNOVERS			
1981-82	29	72.0/70.4	+1.6	.399/.428	—	.645/.656	50.5/40.9	+9.6	21.2/20.9	-0.3
1982-83	26	72.7/70.8	+1.9	.391/.438	—	.639/.673	51.4/41.9	+9.5	17.1/18.7	+1.7
1983-84	31	73.6/76.4	-2.7	.426/.484	—	.675/.694	40.9/40.0	+0.9	20.1/20.4	+0.3
1984-85	29	70.2/72.9	-2.7	.422/.458	—	.646/.634	41.8/42.3	-0.5	19.1/19.9	+0.7
1985-86	28	65.2/72.6	-7.4	.421/.482	—	.686/.648	36.1/38.5	-2.4	21.3/20.3	-1.0
1986-87	27	65.7/62.7	+3.0	.440/.417	.339/.241	.645/.661	35.6/39.3	-3.7	19.6/21.1	+1.5
1987-88	27	66.8/64.6	+2.2	.452/.417	.252/.242	.646/.673	36.4/38.3	-1.9	20.3/21.6	+1.3
1988-89	28	67.0/70.0	-3.0	.445/.418	.401/.281	.695/.706	35.5/41.6	-6.1	21.4/19.9	-1.5
1989-90	28	70.7/70.7	0.0	.456/.431	.413/.408	.685/.687	37.0/38.9	-1.9	19.9/19.8	-0.1
1990-91	28	72.8/71.6	+1.1	.436/.409	.378/.366	.661/.675	41.8/41.5	+0.2	18.8/16.5	-2.3
1991-92	28	71.7/65.5	+6.3	.450/.414	.308/.295	.732/.663	37.9/37.6	+0.2	19.9/20.7	+0.8
1992-93	30	75.3/71.9	+3.4	.457/.413	.359/.329	.726/.701	37.7/39.9	-2.2	20.7/20.6	-0.1
1993-94	26	67.8/62.9	+4.8	.438/.376	.341/.285	.680/.645	40.5/39.8	+0.6	18.8/17.8	-1.0
1994-95	26	63.1/62.1	+1.0	.401/.371	.298/.292	.623/.638	44.5/39.2	+5.4	20.7/16.5	-4.2
1995-96	28	70.0/67.7	+2.3	.415/.393	.355/.306	.681/.633	42.4/40.7	+1.8	17.8/15.5	-2.3
1996-97	28	67.6/59.9	+7.7	.423/.357	.329/.277	.668/.638	44.8/36.6	+8.2	18.6/15.6	-3.1
1997-98	31	67.4/61.7	+5.7	.396/.387	.344/.297	.707/.670	41.1/37.6	+3.4	15.8/16.8	+1.1
1998-99	30	71.5/67.7	+3.8	.437/.410	.301/.313	.669/.739	39.7/36.0	+3.7	17.4/18.0	+0.6
1999-00	31	69.7/65.9	+3.9	.405/.405	.308/.326	.647/.700	41.7/37.8	+3.8	17.8/20.4	+2.6
2000-01	31	73.1/67.0	+6.1	.430/.396	.326/.315	.652/.678	41.6/37.9	+3.6	17.7/19.2	+1.5
2001-02	31	72.7/67.8	+4.9	.416/.384	.329/.311	.727/.704	40.5/38.9	+1.6	18.9/18.7	-0.2
2002-03	30	72.0/65.1	+6.9	.420/.406	.348/.318	.673/.712	39.3/35.6	+3.7	17.8/20.5	+2.8
2003-04	30	65.0/65.3	-0.3	.389/.399	.304/.352	.669/.724	40.6/37.6	+3.0	17.5/17.7	+0.2
2004-05	29	58.9/62.7	-3.7	.376/.400	.255/.282	.691/.692	38.2/38.2	-0.1	19.3/17.9	-1.3
2005-06	31	63.4/65.5	-2.1	.383/.396	.288/.324	.667/.659	40.7/40.2	+0.5	18.9/18.4	-0.5
2006-07	31	62.1/63.7	-1.6	.400/.417	.303/.315	.730/.698	35.6/35.5	+0.1	20.5/19.7	-0.8
2007-08	28	67.6/67.9	-0.3	.416/.400	.296/.287	.740/.681	40.0/39.3	+0.6	19.6/16.5	-3.2
2008-09	29	60.7/60.2	+0.5	.370/.428	.295/.317	.663/.699	34.2/38.8	-4.6	18.8/25.5	+6.8
2009-10	32	65.8/65.3	+0.5	.366/.433	.295/.358	.721/.711	36.9/40.5	-3.6	14.9/21.2	+6.3
2010-11	30	69.5/63.6	+5.8	.386/.432	.336/.303	.728/.695	36.1/40.2	-4.1	14.4/22.4	+8.0
2011-12	29	59.9/64.0	-4.1	.356/.434	.289/.340	.724/.708	33.1/39.8	-6.7	15.0/20.3	+5.3
2012-13	28	54.9/67.9	-13.0	.338/.405	.302/.310	.690/.714	34.5/44.5	-10.0	17.8/17.7	-0.1
2013-14	31	64.4/75.6	-11.2	.383/.431	.326/.311	.702/.683	37.5/43.5	-5.9	14.7/13.9	-0.8
2014-15	30	63.2/71.3	-8.1	.389/.435	.293/.337	.737/.706	33.2/41.5	-8.3	14.1/16.3	+2.2
2015-16	31	63.6/73.3	-9.7	.390/.425	.330/.329	.715/.688	35.7/39.1	-3.4	17.7/15.5	-2.2
2016-17	30	60.8/69.8	-9.0	.363/.374	.329/.316	.721/.733	38.3/43.4	-5.1	16.7/13.7	-3.0

POSTSEASON RECORDS

NCAA CHAMPIONSHIPS

Points

- 31 Daphanie Kennedy, 2006 vs. Oklahoma
- 17 Damaris Hinojosa, 2000 vs. Virginia
- 16 Damaris Hinojosa, 2001 vs. Villanova
- 16 Tamara McDonald, 2003 vs. La. Tech

Rebounds

- 11 Nadja Morgan, 2001 vs. Villanova
- 9 Daphanie Kennedy, 2006 vs. Oklahoma
- 8 Nicole Funn, 2003 vs. La. Tech
- 8 Tamara McDonald, 2003 vs. La. Tech

Assists

- 5 Nakeya Isabell, 2006 vs. Oklahoma
- 2 many times

Blocked Shots

- 1 many times

Steals

- 3 Tamara McDonald, 2003 vs. La. Tech
- 3 Teiosha George, 2006 vs. Oklahoma
- 3 Daphanie Kennedy, 2006 vs. Oklahoma

Field Goals Made

- 9 Daphanie Kennedy, 2006 vs. Oklahoma
- 7 Damaris Hinojosa, 2000 vs. Virginia
- 6 Rasheeda Clark, 2000 vs. Virginia

Three-Pointers Made

- 5 Daphanie Kennedy, 2006 vs. Oklahoma
- 3 Damaris Hinojosa, 2000 vs. Virginia

Free Throws Made

- 8 Daphanie Kennedy, 2006 vs. Oklahoma
- 5 Nadja Morgan, 2000 vs. Virginia

Minutes Played

- 40 Rasheeda Clark, 2000 vs. Virginia
- 40 Damaris Hinojosa, 2000 vs. Virginia
- 39 Daphanie Kennedy, 2006 vs. Oklahoma

WNIT

Points

- 29 Katie Menton, 2011 vs. Oklahoma State
- 20 Gigi Staggers, 1982 vs. DePaul
- 19 Kate Crane, 1999 vs. New Mexico
- 19 Miranda Ayim, 2010 vs. BYU

Rebounds

- 15 Kate Crane, 1999 vs. New Mexico
- 14 Gigi Staggers, 1982 vs. Southern Miss
- 12 Jaymee Jusko, 1982 vs. DePaul

Assists

- 7 Rasheeda Clark, 1999 vs. New Mexico
- 7 Rasheeda Clark, 2001 vs. Arizona
- 5 Stephanie Turman, 1982 vs. Florida State
- 5 Lauren Bell, 2010 vs. BYU

Blocked Shots

- 3 Miranda Ayim, 2010 vs. BYU

Steals

- 5 Jaymee Jusko, 1982 vs. Florida State
- 5 Jaymee Jusko, 1982 vs. DePaul
- 5 Kate Crane, 1999 vs. New Mexico
- 5 Lauren Bell, 2011 vs. Oklahoma State

Field Goals Made

- 10 Gigi Staggers, 1982 vs. DePaul
- 9 Kate Crane, 1999 vs. New Mexico
- 9 Miranda Ayim, 2010 vs. BYU

Three-Pointers Made

- 5 Katie Menton, 2011 vs. Oklahoma State
- 4 Damaris Hinojosa, 2001 vs. Arizona
- 3 Shanell Law, 2004 vs. Washington
- 3 Shandrika Lee, 2004 vs. Washington

Free Throws Made

- 8 Katie Menton, 2011 vs. Oklahoma State
- 6 Anna Lembke, 1999 vs. New Mexico
- 6 Jazmine Jackson, 2011 vs. Oklahoma St.

Minutes Played

- 40 Miranda Ayim, 2010 vs. BYU
- 40 Lauren Bell, 2011 vs. Oklahoma State
- 39 Jazmine Jackson, 2010 vs. BYU

WCC CHAMPIONSHIPS

Points

- 30 Lauren Bell, 2012 vs. Saint Mary's
- 30 Ea Shoustari, 2014 vs. Santa Clara
- 29 Rasheeda Clark, 1999 vs. Portland
- 29 Damaris Hinojosa, 2000 vs. Gonzaga

Rebounds

- 14 Jenny Frank, 1997 vs. Portland
- 14 Teena Wickett, 2007 vs. LMU
- 14 Ea Shoustari, 2015 vs. LMU
- 13 Nadja Morgan, 2002 vs. Santa Clara
- 13 Kelsey Patrick, 2013 vs. San Francisco
- 13 Yasmine Robinson-Bacote, 2017 vs. Pacific

Assists

- 9 Rasheeda Clark, 1999 vs. San Francisco
- 8 Damaris Hinojosa, 2002 vs. San Francisco
- 8 Nakeya Isabell, 2009 vs. San Diego

Blocked Shots

- 4 Keani Christianson, 2002 vs. Gonzaga
- 3 many times

Steals

- 8 Ea Shoustari, 2014 vs. BYU
- 6 Daphanie Kennedy, 2007 vs. LMU
- 6 Keitra Wallace, 2015 vs. LMU

Field Goals Made

- 11 Lisa Siders, 1995 vs. Santa Clara
- 11 Ea Shoustari, 2014 vs. Santa Clara
- 10 Barbara Tanner, 1993 vs. San Diego
- 10 Kate Crane, 1999 vs. Portland
- 10 Rasheeda Clark, 1999 vs. Portland
- 10 Damaris Hinojosa, 2000 vs. Gonzaga

Three-Pointers Made

- 6 Lauren Bell, 2012 vs. Saint Mary's
- 4 many times

Free Throws Made

- 10 Shannon Frowiss, 1992 vs. Santa Clara
- 9 Keitra Wallace, 2015 vs. LMU
- 9 Shandrika Lee, 2004 vs. Santa Clara
- 9 Jazmine Jackson, 2010 vs. Saint Mary's

Minutes Played

- 44 Angie White, 1997 vs. Portland
- 44 Nicole Funn, 2004 vs. Gonzaga
- 42 Jenny Frank, 1997 vs. Portland



**NAKEYA
ISABELL**



**KATIE
MENTON**




**LAUREN
BELL**

ALL-TIME ROSTER

Name	Years	Position	Hometown (Last School)	Gms	Pts/Avg
Aguiniga, Anna	1977, 78	F	Los Angeles, Calif. (Lincoln HS)	54	73/1.4
Allen, Daphne	1990	G	Seattle, Wash. (Lakeside HS)	11	16/1.5
Allen, Fannie	1979, 80, 81, 82, 83	F	Flint, Mich. (Los Angeles HS)	128	1,851/14.5
Alsaker, Kim	1986	G	Missoula, Mont. (Big Sky HS)	12	16/1.3
Apiki, Lauren	1977	F	Lanikai, Hawaii	19	38/2.0
Authement, Aurora	2017	G	Dupont, Wash. (Steilacoom HS)	6	0/0.0
Ayim, Miranda	2007, 08, 09, 10	F/C	London, Ontario, Canada (Saunders Secondary)	119	1,377/11.6
Ayotte, Missy	1992	G	Nashua, N.H. (Duke)	22	69/3.1
Bailey, Tabitha	1993, 94, 95, 96	F	Post Falls, Idaho (Post Falls HS)	109	747/6.9
Ball, Kelsey	2003, 04, 05, 06	F	Huntington Beach, Calif. (Huntington Beach HS)	116	604/5.2
Barnett, Skye	2009, 10, 11, 12	F	Albuquerque, N.M. (Cibola HS)	101	588/5.8
Baughn, Grace Leah	2012, 13, 14	G	Norcross, Ga. (Wesleyan School)	69	240/3.5
Bell, Lauren	2009, 10, 11, 12	G	San Bruno, Calif. (Sacred Heart Cathedral Prep)	118	1,095/9.3
Binger, Erika	1991	F	Polson, Mont. (Polson HS)	10	7/0.7
Blackmun, Ellen	1992, 93, 94, 95	G	Muncie, Ind. (Iowa State)	82	463/5.6
Blair, Kayla	2016, 17	G	Fairfield, Calif. (Vanden HS)	61	232/3.8
Bordonaro, Sydney	2016, 17	G	Pittsburgh, Pa. (Burrell HS)	32	259/8.1
Bowden, Kristen	2001	C	New Braunfels, Texas (New Braunfels HS)	—	—
Boyd, Shannon	1985, 86, 87, 88	G	Upland, Calif. (Upland HS)	107	546/5.1
Boyd, Sherriel	2006, 07	G	Bellflower, Calif. (Narbonne HS)	56	407/7.3
Braxton, Dee	1998, 99, 00	F	Lynwood, Calif. (Cal State Fullerton)	60	504/8.4
Bright, Lisa	1988, 89	F	Hinsdale, Ill. (Community HS South)	40	78/2.0
Brockway, Kelsey	2013, 14, 15, 16	F	Rolling Hills, Calif. (Palos Verdes HS)	120	496/4.1
Brodowy, Nikki	1991, 92, 93, 94	F	Valencia, Calif. (Fresno State)	84	905/10.8
Brummier, Konni	1978	G	Williamston, Mich. (Williamston HS)	—	—
Bryant, Alisha	2006, 07, 08, 09	F	Pacomia, Calif. (Chatsworth HS)	104	231/2.2
Bueltel, Kim	1977, 78, 79, 80	C	Hawthorne, Calif. (Hawthorne HS)	118	1,968/16.7
Burgess, Dionne	1987, 88, 89, 90	G	Lansing, Mich. (Waverly HS)	109	1,198/11.0
Butler, Loretta	1978, 79, 81	F	New Orleans, La. (Venice HS)	76	745/9.8
Catron, Bre	2007	G/F	Riverside, Calif. (J.W. North HS)	1	0/0.0
Cauley, Hunter	2017	F	Dallas, Texas (Dallas Christian HS)	—	—
Chandler, Erica	2013, 14	C	Charlotte, N.C. (George Washington)	—	—
Chen, Judy	1977	G	Manhattan Beach, Calif.	22	46/2.1
Christensen, Kari	1986, 87	G	Chico, Calif. (Pleasant Valley HS)	34	346/10.2
Christianson, Keani	2001, 02, 03	F	Eugene, Ore. (North Carolina State)	61	493/8.1
Clarendon, Jasmene	2004, 05, 06, 07	F	San Bernardino, Calif. (Eisenhower HS)	81	542/6.7
Clark, Margaret	1986, 87	C	Denver, Colo. (Denver Lutheran HS)	20	22/1.1
Clark, Rasheeda	1998, 99, 00, 01	G	Ontario, Calif. (Colorado)	84	1,191/14.2
Clark-Wilson, Sharon	1987, 88, 89, 90, 91	C	Denver, Colo. (Denver Lutheran HS)	93	641/6.9
Cook, Amy	1994	G	Visalia, Calif. (Mt. Whitney HS)	8	5/0.6
Cooney-Williams, Shay	2010, 11, 12, 13	G	Frisco, Texas (Frisco HS)	119	773/6.5
Cowan, Iseth	1995	F	Chico, Calif. (Butte CC)	26	308/11.8
Craig, Lauren	2017	F	Sacramento, Calif. (Saint Francis Catholic HS)	—	—
Crane, Kate	1999	G	Taft, Calif. (Taft CC)	30	366/12.2
Creighton, Ginny	1977	G	Coronado, Calif. (Coronado HS)	22	29/1.3
DeSantis, Diane	1986	F	Des Plaines, Ill. (Maine West HS)	3	8/2.7
Dellavalle, Carol	1977	F/C	Long Beach, Calif. (Long Beach CC)	23	85/3.7
Dely, Shanagh	1992, 93, 94, 95	F	Benicia, Calif. (Benicia HS)	31	37/1.2
Dorsey, Robin	1985, 86	G	Carson, Calif. (Long Beach CC)	49	270/5.5
Duren, Hayley	2017	F	Ft. Lauderdale, Fla. (American Heritage HS)	—	—
Edwards, Rene	1981, 82, 83, 84	G	Pomona, Calif. (Sonora HS)	118	822/7.0
Egger, Tracy	1992	F	Soulsbyville, Calif. (Summerville HS)	6	2/0.3
Elder, Shannon	1984	F	Livermore, Calif. (Granada HS)	17	29/1.7
Emerson, Tessa	2012, 13, 14, 15	F/C	Santa Barbara, Calif. (Santa Barbara HS)	108	344/3.2
Epperson, Anna-Lisa	1997, 98, 99, 00	F	San Luis Obispo, Calif. (Mission College Prep)	70	141/2.0
Farrell, Lynn	1977, 78	F	Burbank, Calif. (UC Santa Barbara)	59	512/8.7
Faust, Michelle	1986	F	Fullerton, Calif. (Downey HS)	13	14/1.1
Fecske, Paige	2016, 17	G	Studio City, Calif. (Chaminade HS)	53	407/7.7
Feuerstein, Louann	1977, 79	C	El Paso, Texas (Radford HS)	54	246/4.6
Fields, Nikki	1996, 97, 98, 99	F	Roslyn, Wash. (Cle Elum HS)	81	250/3.1
Formico, Maureen	1983, 84, 85, 86	F	Los Gatos, Calif. (Mitty HS)	114	2,190/19.2
Frank, Jenny	1996, 97, 98, 99	C	Moxee, Wash. (East Valley HS)	105	987/9.4
Frowiss, Shannon	1990, 91, 92	F	Santa Barbara, Calif. (Santa Barbara HS)	84	1,369/16.3
Fuller, Dede	1977	F	Amistad, N.M. (Logan HS)	24	35/1.5
Fulleton, Janet	1985, 87	G	Vail, Ore. (Yavapai JC)	38	324/8.5
Funn, Nicole	2002, 03, 04	F	Carson, Calif. (Oregon State)	60	592/9.9
Gange, BethAnne	1979, 82	G	Beverly Hills, Calif. (Hollywood HS)	51	120/2.4
George, Teiosha	2004, 05, 06, 07, 08	F/C	Palmdale, Calif. (Palmdale HS)	108	943/8.7
Gilliam, Priscilla	1977	G	Agoura, Calif. (Agoura HS)	25	93/3.7
Godoy, Beatrice	1995, 96	G	Pacific, Calif. (College of San Mateo)	49	220/4.5
Grace, Earnesta	1987, 88	F	Houston, Texas (Blinn JC)	50	737/14.7
Greathouse, Kelly	2003, 04, 05	F	Ventura, Calif. (Buena HS)	30	202/6.7
Green, Allie	2014, 15, 16, 17	G	Sacramento, Calif. (Sacramento HS)	114	1325/11.6



**SKYE
BARNETT**




**RASHEEDA
CLARK**



**TEIOSHA
GEORGE**

ALL-TIME ROSTER

Name	Years	Position	Hometown (Last School)	Gms	Pts/Avg
Greenberg, Kristy	1987, 88, 89, 90	F	Walnut, Calif. (Walnut HS)	110	971/8.8
Grimm, Tiffany	1998, 99, 00, 01	G	Encinitas, Calif. (La Costa Canyon HS)	40	18/0.5
Groves, Heather	1993, 94	G	San Luis Obispo, Calif. (San Luis HS)	14	11/0.8
Henderson, Margaret	1979, 80	F/C	Carsbad, Calif. (Carsbad HS)	63	528/8.4
Hinojosa, Damaris	2000, 01, 02, 03	G	Moorpark, Calif. (Moorpark HS)	120	1,543/12.9
Hollingshead, Kim	1980, 81	G	Covina, Calif. (Mt. San Antonio CC)	53	192/3.6
House, Megan	2016, 17	C	Oceanside, Calif. (J Serra Catholic HS)	30	145/4.8
Huley, Dana	2006, 07, 08, 09	F	Pasadena, Calif. (La Salle HS)	59	25/0.4
Hurt, Lisa	1979, 80	G	Los Angeles, Calif. (Arkansas Pine-Bluff)	66	586/8.9
Ilacqua, Teneya	1984	G	San Diego, Calif. (Kearny HS)	13	17/1.3
Isabell, Nakeya	2006, 07, 08, 09	G	Seattle, Wash. (College of Southern Idaho)	90	431/4.8
Jackson, Jazmine	2009, 10, 11, 12	G	Oakland, Calif. (Sacred Heart Cathedral Prep)	115	1,419/12.3
Jacobs, Kim	2015, 16, 17	G	Agoura Hills, Calif. (Agoura Hills HS)	68	178/2.6
Jarrell, Alex	2009, 10, 11	F/C	Shelbyville, Tenn. (Shelbyville Central HS)	82	312/3.8
Jensen, Cindy	1984	F	Montebello, Calif. (Whittier JC)	30	112/3.7
Johnson, Kelli	1980, 81, 82, 83	G/F	Los Angeles, Calif. (Los Angeles HS)	115	873/7.6
Johnson, Shannon	2005, 06, 07, 08	G	Highland Village, Texas (Marcus HS)	115	351/3.1
Jusko, Jaymee	1980, 81, 82, 83	F	Granada Hills, Calif. (Kennedy HS)	112	973/8.7
Kalmbach, Alex	2017	G	Piedmont, Calif. (Bishop O'Dowd HS/Ventura CC)	21	22/1.0
Kaminski, Jennifer	1995	F	Fullerton, Calif. (Sunny Hills HS)	1	0/0.0
Kennedy, Daphanie	2005, 06, 07, 08	G	Oakland, Calif. (Kearny HS)	112	1,464/13.1
Kennedy, Jill	1994, 95, 96, 97	G	Palos Verdes Estates, Calif. (Peninsula HS)	84	287/3.4
Kline, Kelsey	1991, 92, 93	F	Beaverton, Ore. (Fresno State)	85	615/7.2
Klingel, Alison	2004	G	Grants Pass, Ore. (Grants Pass HS)	10	8/0.8
Komaki, Alicia	2003	G	Fullerton, Calif. (Troy HS)	21	61/2.9
Korur, Zeynep	2000	G	Istanbul, Turkey (Galatasaray Lisesi)	21	7/0.3
Lacy, Jennifer	2002, 03, 04, 05	F	Simi Valley, Calif. (Agoura HS)	102	933/9.1
Lakin (Saari), Jennifer	1998, 99, 00, 01, 02	G	Brea, Calif. (Brea Olinda HS)	54	107/2.0
Lansbach, Dori	2011, 12	G	Traverse City, Mich. (North Florida)	9	4/0.4
Law, Shanell	2002, 03, 04, 05	G	Los Angeles, Calif. (Washington Prep)	90	620/6.9
Lazuka, Becca	2017	F	Fullerton, Calif. (Troy HS)	—	—
Lee, Nona	1978, 79, 80, 81	G	Los Angeles, Calif. (St. Mary's Academy)	123	521/4.2
Lee, Shandrika	2001, 02, 03, 04	G	Moreno Valley, Calif. (J.W. North HS)	98	1,172/12.0
Leeds, Marielle	1983, 84, 85	G	Laguna Beach, Calif. (Laguna Beach HS)	77	128/1.7
Lelo, Joy	2008, 09, 10, 11	G	La Canada, Calif. (La Canada HS)	84	234/2.8
Lembke, Anna	1999, 00, 01, 02, 03	F	Huntington Beach, Calif. (Ocean View HS)	116	658/5.7
Leonard, Kim	1998	G	Auburn, Wash. (Auburn HS)	6	0/0.0
Leonard, Susie	1978	G	Park Ridge, Ill. (Maine South HS)	4	2/0.5
Liber, Shannon	1991, 92, 93	C	Shaker Heights, Ohio (Indiana)	75	495/6.6
Lindquist, Tricia	1994, 95	G	Huntington Beach, Calif. (Ocean View HS)	22	34/1.5
Long, Kathy	1989, 90, 91, 92	G	Red Bluff, Calif. (Red Bluff Union HS)	111	397/3.6
Lovely, Amanda	2013, 14	F	Palo Alto, Calif. (Archbishop Mitty HS)	28	98/3.5
Maly, Trish	1985, 86	C	Monterey Park, Calif. (Keppel HS)	53	386/7.3
Marcelin, Desi	1977, 78, 79, 80	G	Inglewood, Calif. (St. Mary's Academy)	126	1,463/11.6
Marion, April	1988, 89	F	Riverside, Calif. (Golden West JC)	55	634/11.5
Martino, Felicia	2003	G	Northridge, Calif. (Hillcrest Christian HS)	—	—
Mayberry, Robie	2011, 12, 13	F	San Leandro, Calif. (Bishop O'Dowd HS)	54	389/7.2
Mayberry, Shannon	2001, 02, 03, 04	C	Edmond, Okla. (Santa Fe HS)	86	440/5.1
Mayes, Cynthia	1994, 95, 96, 97	G	Citrus Heights, Calif. (Del Campo HS)	99	307/3.1
McCutcheon, Crystal	2002	G	Lancaster, Calif. (Antelope Valley HS)	28	56/2.0
McDaniel, Aimee	1991, 92, 93, 94	G	Brea, Calif. (Brea Olinda HS)	110	1,520/13.8
McDonald, Tamara	2000, 01, 02, 03	G	Rancho Cucamonga, Calif. (Chaffey HS)	115	842/7.3
McNally, Monet	2013	G	Santa Clarita, Calif. (L.A. Baptist HS)	21	35/1.7
McNorton, Jade	2010, 11, 12, 13	C	Boise, Idaho (Centennial HS)	78	177/2.3
Meneze, Stephanie	1986, 87, 88	G	Hayward, Calif. (Hayward Moreau HS)	82	590/7.2
Menton, Katie	2008, 09, 10, 11, 12	G	Coarsegold, Calif. (Yosemite HS)	117	1,163/9.9
Meyer, Moana	1978	G	Kailua, Hawaii (Punahou School)	28	31/1.1
Meyers, Kelly	1982, 83	G	La Habra, Calif. (Sonora HS)	52	107/2.1
Miller, Audrey	2009, 10, 11, 12	G	Portland, Ore. (Central Catholic HS)	24	12/0.5
Milligan, Carrie	1990, 91, 92, 93	F	Tigard, Ore. (Tigard HS)	105	345/3.3
Moore, Julie	1978, 79	G	Los Angeles, Calif. (Notre Dame Academy)	62	184/3.0
Morgan, Nadja	1999, 00, 01, 02	F	Seattle, Wash. (Blanchette HS)	123	1,311/10.7
Murrell, Sherri	1989, 90	G	West Linn, Ore. (Southwestern Louisiana)	56	629/11.2
O'Brien, Brigid	1991	G	Madison, Wis. (Edgewood HS)	14	13/0.9
O'Byrne, Dani	1992, 93, 94	G	Agoura, Calif. (Westlake HS)	49	75/1.5
O'Leary, Katherine	1994	F	Short Hills, N.J. (Millburn HS)	—	—
Ogwumike, Erica	2016	G	Cypress, Texas (Cypress Woods HS)	26	479/18.4
Ogwumike, Olivia	2015, 16	F	Cypress, Texas (Cypress Woods HS)	42	279/6.6
Olson, Brooke	1988	F	Raleigh, N.C. (Ravenscroft HS)	10	4/0.4
Park-Sherman, Doris	2010, 11	F	Newbury Park, Calif. (Newbury Park HS)	24	19/0.8
Patrick, Kelsey	2010, 11, 12, 13	F	Mukilteo, Wash. (Kamiak HS)	118	650/5.4
Patterson, Tracy	1978, 79, 81	G/F	El Segundo, Calif. (El Segundo HS)	95	467/4.9



ALL-TIME ROSTER

Name	Years	Position	Hometown (Last School)	Gms	Pts/Avg
Paulson, Liz	1997, 98	G	Lake Oswego, Ore. (Lakeridge HS)	31	178/5.7
Perry, Alexis	2013	G	Cerritos, Calif. (UCLA)	—	—
Pettepier, Krista	2014, 15, 16	F	Ankey, Iowa (Pittsburgh)	55	60/1.1
Pierce, Sara	1993, 94, 95, 96, 97	G	Los Osos, Calif. (Morro Bay HS)	99	753/7.6
Pringle-Buchanan, LaCale	2007	G	Seattle, Wash. (Garfield HS)	—	—
Reynolds, Vanessa	1990	F	Rock Springs, Wyo. (Rock Springs HS)	11	13/1.2
Richardson, Bria	2012, 13, 14, 15	G	Hawthorne, Calif. (Serra HS)	71	809/11.4
Richen, Sarah	1999, 00, 01, 02	F	San Francisco, Calif. (Sacred Heart Cathedral Prep)	118	726/6.2
Rigley, Samantha	1996, 97, 98, 99	G	Granada Hills, Calif. (Alemany HS)	111	1,021/9.2
Riley, Tory	1978, 79, 80, 81, 82	F	Los Angeles, Calif. (Los Angeles HS)	99	970/9.8
Roberts, Alisha	2013, 14	G	Burnaby, B.C. (York House School)	42	58/1.4
Robinson-Bacote, Yasmine	2016, 17	F	Hillside, N.J. (Hillside HS)	52	521/10.0
Rodgers, Anita	1984	F	Santa Monica, Calif. (Oxnard JC)	30	400/13.3
Ross, Jessica	2006, 07, 08, 09	G	Gilroy, Calif. (Notre Dame HS)	117	726/6.2
Rudakas, Gail	1977	C	Munster, Ind. (Munster HS)	23	104/4.5
Runge, Trina	1990, 91	G	Coeur D'Alene, Idaho (North Idaho JC)	53	137/2.6
Sackville, Jodi	1997, 98, 99, 00	F	Bellevue, Wash. (Issaquah HS)	84	206/2.5
Samaniego, Tina	2000	G	Oxnard, Calif. (Oxnard HS)	4	0/0.0
Sanders, Cindy	1987, 88	F	Salt Lake City, Utah (Utah Tech)	54	390/7.2
Schultz, Jaya	2014	G	Santa Clarita, Calif. (Canyon HS)	25	36/1.4
Shealy, T'Keyah	2010, 11, 12	F	Englewood, Colo. (Regis Jesuit HS)	77	212/2.8
Shoustarti, Ea	2012, 13, 14, 15	G	Los Angeles, Calif. (L.A.C.E.S.)	115	849/7.4
Siders, Lisa	1994, 95, 96, 97	C	Pueblo, Colo. (Pueblo South HS)	104	1,371/13.2
Sitanggan, Barbara	2017	G	Fullerton, Calif. (Troy HS)	25	149/6.0
Sleezer, Keyari	2016, 17	G	Medford, Ore. (South Medford HS)	52	104/2.0
Smith, JoAnn	1982	C	Santa Barbara, Calif. (Santa Barbara CC)	26	76/2.9
Smith, Taylor	2006, 07, 08, 09	G/F	Wauaiua, Hawaii (Kalaheo HS)	99	450/4.5
Snider, Taylor	2008, 09, 10	F	Chicago, Ill. (Allen County CC)	46	46/1.0
Spencer, Kelli	2002, 03, 04, 05	F	Oregon City, Ore. (Oregon City HS)	107	371/3.5
Stafford, Syreeta	2004, 05	G	Torrance, Calif. (Colorado)	29	217/7.5
Staggers, Gigi	1980, 81, 82, 83	C	Santa Monica, Calif. (Santa Monica HS)	112	1,046/9.3
Stanback, Devin	2015, 16	C	West Hills, Calif. (Chaminade HS)	56	242/4.3
Stark, Krista	1996, 97, 98	G	Sylmar, Calif. (First Lutheran HS)	31	33/1.1
Stedman, Teresa	1989	F	Pleasant Hill, Ore. (Pleasant Hill HS)	11	4/0.4
Stevens, Michelle	1986, 87	G	Westlake Village, Calif. (Westlake HS)	5	23/4.6
Sturgeon, Shawn	1983, 84, 85, 86	C	Yorba Linda, Calif. (Esperanza HS)	113	1,183/10.5
Sulenski, Dana	1996, 97, 98, 99	G	Austintown, Ohio (Austintown Fitch HS)	110	657/6.0
Tanner, Barbara	1991, 92, 93	F	Thousand Oaks, Calif. (Oregon State)	58	691/11.9
Tatum, Donna	1980, 81	G	Los Angeles, Calif. (UCLA)	59	625/10.6
Thomas, Nesha	1998, 99, 00, 01	F	Federal Way, Wash. (Federal Way HS)	106	365/3.4
Tousey, Susan	1989	C	Brea, Calif. (Brea Olinda HS)	28	284/10.1
Towne, Leah	1986	G	Friday Harbor, Wash. (Friday Harbor HS)	7	5/0.7
Turman, Stephanie	1982, 83, 84	G	Santa Monica, Calif. (Santa Monica JC)	83	886/10.7
Wagoner, Karry	1990	F	Oxnard, Calif. (Santa Clara HS)	17	13/0.8
Walker, Clare	1994, 95, 96, 97	G	Huntington Beach, Calif. (Huntington Beach HS)	73	596/8.2
Wallace, Keitra	2013, 14, 15, 16	G/F	Brea, Calif. (Brea Olinda HS)	111	1,041/9.4
Wassenberg, Heather	1992, 93	G	Berryton, Kan. (Barton County JC)	57	397/7.0
Waters, Linda	1991, 92	G	Portland, Ore. (Howard JC)	56	506/9.0
Watson, Michelle	1987, 88, 89	G	New London, Conn. (St. Bernard HS)	76	201/2.6
Weckerle, Laura	1982, 83, 84, 85	G	Calabasas, Calif. (Calabasas HS)	81	143/1.8
Wendt, Ann	1995	F	St. Louis, Mo. (Parkway North HS)	3	2/0.7
Wenski, Lauren	2004, 05, 06, 07	G	Lenexa, Kan. (St. Thomas Aquinas HS)	92	368/4.0
White, Angie	1996, 97, 98	G	Mission Viejo, Calif. (UNLV)	58	681/11.7
White, Heather	1990	G	Hillsboro, Ore. (Glencoe HS)	25	29/1.2
Wickett, Teena	2007, 08	F/C	Vallejo, Calif. (Castlemont HS)	42	369/8.8
Williams, Letitia	1984	F	Long Beach, Calif. (Poly HS)	5	19/3.8
Williams, Whitney	2015, 16	G	Lake Forest, Calif. (El Toro HS)	17	12/0.7
Wodarski, Kerra	2004	G	Oregon City, Ore. (Oregon City HS)	30	71/2.4
Yam, Katherine	1984	G	Torrance, Calif. (West Torrance HS)	17	16/0.9
Zajicek, Julie	1988	F	Hanover Park, Ill. (Lake Park HS)	11	13/1.2

(Players are listed for all years they appear on a roster, regardless of whether they redshirted or appeared in a game.)



LISA SIDERS



GIGI STAGGERS



SHAWN STURGEON

WAVES IN THE WNBA

Three former Pepperdine players have been noteworthy when it comes to the WNBA. Rasheeda Clark, who played for the Waves from 1999-2001 and was the 2000 WCC Player of the Year, became the school's first player to be chosen in the WNBA Draft. Then, Jennifer Lacy became the first WCC women's basketball player to make a WNBA roster, as she won a spot with the Phoenix Mercury in 2006. Lacy was then part of the Mercury's 2007 WNBA championship squad and is now with the Tulsa Shock. Miranda Ayim played briefly for the Tulsa Shock in 2011.

MIRANDA AYIM

Forward/Center • 6-3 • London, Ontario, Canada • Saunders Secondary School

Year	Pepperdine	GP	PTS (Avg)	RBS (Avg)	AST (Avg)	MIN (Avg)
2006-07	Freshman	31	209 (6.7)	128 (4.1)	15 (0.5)	643 (20.7)
2007-08	Sophomore	28	368 (13.1)	243 (8.7)	26 (0.9)	881 (31.5)
2008-09	Junior	28	321 (11.5)	150 (5.4)	18 (0.6)	781 (27.9)
2009-10	Senior	32	479 (15.0)	214 (6.7)	35 (1.1)	1029 (32.2)
Career	4 Seasons	119	1377 (11.6)	735 (6.2)	94 (0.8)	3334 (28.0)
Year	WNBA	GP	PTS (Avg)	RBS (Avg)	AST (Avg)	MIN (Avg)
2011	Tulsa Shock	3	8 (2.7)	7 (2.3)	2 (0.7)	42 (14.0)
Career	1 Season	3	8 (2.7)	7 (2.3)	2 (0.7)	42 (14.0)



JENNIFER LACY

Forward • 6-3 • Simi Valley, Calif. • Aqoura High School

Year	Pepperdine	GP	PTS (Avg)	RBS (Avg)	AST (Avg)	MIN (Avg)
2001-02	Freshman	20	76 (3.8)	45 (2.3)	4 (0.2)	221 (11.1)
2002-03	Sophomore	24	118 (4.9)	81 (3.4)	4 (0.2)	349 (14.5)
2003-04	Junior	30	265 (8.8)	152 (5.1)	17 (0.6)	611 (20.4)
2004-05	Senior	28	474 (16.9)	226 (8.1)	23 (0.8)	882 (31.5)
Career	4 Seasons	102	933 (9.1)	504 (4.9)	48 (0.5)	2063 (20.2)
Year	WNBA	GP	PTS (Avg)	RBS (Avg)	AST (Avg)	MIN (Avg)
2006	Phoenix Mercury	33	162 (4.9)	102 (3.1)	14 (0.4)	517 (15.3)
2007	Phoenix Mercury	20	35 (1.8)	19 (1.0)	2 (0.1)	94 (4.7)
2008	Atlanta Dream	33	189 (5.7)	89 (2.7)	27 (0.8)	605 (18.3)
2009	Atlanta Dream	32	96 (3.0)	70 (2.2)	9 (0.3)	362 (11.3)
2010	Tulsa Shock	24	167 (7.0)	72 (3.0)	19 (0.8)	402 (16.8)
2011	Tulsa Shock	34	213 (6.3)	90 (2.6)	34 (1.0)	653 (19.2)
2012	Tulsa Shock	26	222 (8.5)	68 (2.6)	22 (0.8)	573 (22.0)
2013	Tulsa Shock	32	126 (3.9)	43 (1.3)	21 (0.2)	450 (14.1)
2014	Tulsa Shock	34	119 (3.5)	50 (1.5)	11 (0.3)	357 (10.5)
2015	Los Angeles Sparks	8	44 (5.5)	23 (2.9)	5 (0.6)	176 (22.0)
2015	Connecticut Sun	19	133 (7.0)	45 (2.4)	7 (0.4)	318 (16.7)
Career	10 Seasons	295	1506 (5.1)	671 (2.3)	171 (0.6)	4495 (15.2)



WAVES AT THE OLYMPICS

Miranda Ayim became the first Pepperdine women's basketball player to compete at the Olympics when she and Team Canada took part in the 2012 Games in London. Ayim followed that up with an appearance in the 2016 Games in Rio.

eventually losing to runners-up France in the quarters. Ayim averaged 4.7 points in 17.3 minutes per game, putting up a tournament-high 10 points in Canada's opening win against China.

At the 2012 Olympics, Canada went 2-3 in its group, and that was good enough to advance to the quarterfinals for the first time in the nation's history. But Canada lost to the eventual gold medal-winning U.S. squad in the quarterfinals. Ayim appeared in five of six games and her best output was four points in the opener against Russia.

She again helped Canada reach new heights in the 2016 Games, propelling the team to a second straight quarterfinal appearance, playing in every game along the way. Canada went 3-2 in group play,





GAME-BY-GAME RESULTS

1975-76

Record: 2-18

Head Coach: Marcia Cantrell

(Results are largely unavailable)

1/16	Occidental	A	L	
1/20	UC Irvine	H		
2/6	UCLA (JV)	L	39-93	
2/10	Azusa Pacific	A	L	24-48
2/13	Westmont	H	L	24-48
2/20	Redlands	A	W	45-41
2/27	UC Irvine	L		29-72
2/28	Cal Lutheran	L		40-44
3/2	Azusa Pacific	L		37-43
3/3	Westmont	L		48-58

1976-77

Record: 12-13 (H: 6-4, A: 3-6, N: 3-3)

Head Coach: Patty Meyers

12/4	Cal State Los Angeles	H	W	70-46
1/4	UNLV	A	L	53-108
1/6	# San Diego State	N	L	45-62
1/7	# UC Santa Barbara	N	L	60-68
1/8	# UC Davis	N	W	39-35
1/12	UC Santa Barbara	A	L	52-53
1/15	UCLA (JV)	H	L	43-66
1/20	Chapman	H	W	86-44
1/22	Cal State Los Angeles	A	L	55-68
1/25	Occidental	A	W	66-64
1/28	UC Riverside	H	W	61-50
1/29	UCLA (JV)	A	L	48-75
2/4	Cal State Fullerton (JV)	H	W	55-50
2/5	Cal Poly SLO	A	L	60-70
2/9	Biola	A	L	60-65
2/11	UC Riverside	A	W	59-52
2/18	UC Santa Barbara	H	L	54-62
2/19	Biola	H	L	44-65
2/23	La Verne	A	W	89-53
2/25	UC Irvine	H	W	66-55
3/2	Ambassador	H	W	85-28
3/5	Cal Poly SLO	H	L	56-58ot
3/10	§ Pomona-Pitzer	N	W	67-31
3/11	§ Cal Poly Pomona	N	L	37-94
3/12	§ UC Riverside	N	W	66-54

Chico State Tournament (Chico, Calif.)
§ AIAW West Regionals (Fullerton, Calif.)

1977-78

Record: 29-6 (H: 10-2, A: 12-0, N: 7-4)

Head Coach: Patty Meyers

12/3	Cal Lutheran	H	W	94-29
12/6	California Baptist	A	W	75-41
12/9	Cal State Fullerton (JV)	A	W	65-54
12/12	San Diego State	A	W	72-71ot
12/19	Utah State	H	W	81-71
12/21	UC Irvine	H	W	89-47
12/29	Occidental	A	W	80-25
1/3	Alaska-Fairbanks	H	W	97-70
1/5	# Fresno State	N	W	59-39
1/6	# Chico State	A	W	58-51
1/7	# Cal State Northridge	N	L	55-58
1/10	UC Irvine	A	W	52-47
1/19	Cal State Los Angeles	H	W	78-36
1/21	Cal Poly Pomona (JV)	H	W	61-53
1/26	Long Beach State (JV)	A	W	61-48
1/28	USC	H	L	71-73
1/31	Azusa Pacific	H	W	85-70
2/2	UC Riverside	H	W	93-44
2/4	Cal Poly SLO	A	W	79-68
2/8	UC Santa Barbara	A	W	56-52
2/11	Cal Poly Pomona (JV)	A	W	73-52
2/14	Cal State Los Angeles	A	W	62-39
2/17	San Diego State	H	W	75-64
2/22	UCLA (JV)	A	W	76-67
2/23	§ UC Irvine	N	W	62-39
2/24	§ Cal Poly Pomona (JV)	N	W	63-55
2/25	§ UCLA (JV)	N	W	64-57
3/1	UNLV	H	L	66-79
3/3	Cal State Northridge	H	W	76-66
3/9	‡ CS Dominguez Hills	N	W	70-39
3/10	‡ San Francisco	N	W	58-51
3/11	‡ Biola	N	L	46-53
3/21	† Fordham	N	W	65-63
3/22	† Biola	N	L	60-96
3/24	† Arkansas-Monticello	N	L	73-74

Chico State Tournament (Chico, Calif.)
§ Azusa Pacific Tournament (Azusa, Calif.)
‡ AIAW West Regionals (Palo Alto, Calif.)
† AIAW Small College Nationals (Florence, S.C.)

1978-79

Record: 27-13 (H: 14-4, A: 6-5, N: 7-4)

Head Coach: Patty Meyers

11/17	# UC Santa Barbara	N	W	84-55
11/18	# Cal Poly SLO	A	W	72-69
11/19	# USC	N	L	53-55
11/30	USC	A	L	53-55
12/5	Cal State Los Angeles	H	W	65-57
12/9	Chapman	A	L	59-61
12/13	Lower Columbia	H	W	84-49
12/14	San Diego State	A	W	69-63
12/15	Santa Clara	H	W	71-52
12/16	Cal State Northridge	A	W	66-63
12/20	Weber State	H	W	81-73
12/22	Cal State Los Angeles	H	W	77-59
1/4	§ Fresno State	N	W	72-52
1/5	§ Portland State	N	W	69-48
1/6	§ New Mexico	N	W	77-61
1/10	Louisiana Tech	H	L	63-87
1/11	Arizona State	H	W	86-76
1/19	UC Riverside	A	W	74-60
1/23	UC Santa Barbara	A	W	74-67
1/30	CS Dominguez Hills	H	W	78-38
2/2	Chapman	H	W	105-58
2/3	Long Beach State	H	L	63-78
2/6	Cal State Fullerton	H	L	57-59
2/7	San Diego State	H	W	60-44
2/9	UNLV	A	L	97-107
2/12	Cal State Northridge	H	W	71-60
2/14	UC Santa Barbara	H	L	66-70
2/16	Azusa Pacific	H	W	96-67
2/17	Cal Poly SLO	H	W	74-49
2/22	Long Beach State	A	L	65-69
2/23	San Diego	H	W	109-56
2/24	Azusa Pacific	A	W	87-50
3/1	Cal State Fullerton	A	L	65-68
3/5	UC Riverside	H	W	102-50
3/8	‡ Chapman	N	W	108-68
3/9	‡ Biola	N	W	75-66
3/10	‡ San Francisco	N	L	59-63
3/17	† Tougaloo College	N	L	59-63
3/18	† Eastern Washington	N	W	83-65
3/19	† High Point University	N	L	62-77

1979-80

Record: 23-4 (H: 12-1, A: 7-1, N: 4-2)

Head Coach: Patty Meyers

11/15	Azusa Pacific	H	W	72-52
11/27	UC Irvine	H	W	84-50
11/29	# Oregon State	N	W	74-59
11/30	# New Mexico	N	W	80-72
12/1	# Long Beach State	N	L	55-93
12/13	§ San Diego State	N	L	46-65
12/14	§ Cal State Fullerton	N	W	74-61
12/15	§ San Francisco State	N	W	88-53
12/19	Cal Poly Pomona	A	W	71-62
12/22	Chapman	H	W	100-51
12/28	Cal State Northridge	A	W	78-52
12/29	Brigham Young	H	W	67-66
1/2	UC Irvine	A	W	73-55
1/12	Cal Poly Pomona	H	W	79-62
1/14	Hawaii	H	W	91-68
1/17	U.S. International	A	W	83-51
1/22	CS Dominguez Hills	H	W	81-60
1/25	Cal State Los Angeles	H	W	74-63
1/26	Cal State Northridge	H	W	80-62
1/29	U.S. International	H	W	forfeit
2/4	USC	A	L	64-90
2/7	San Diego	A	W	98-55
2/14	Biola	H	W	75-65
2/23	Chapman	A	W	91-56
2/25	San Diego	H	W	115-48
2/26	CS Dominguez Hills	A	W	85-47
3/1	USC	H	L	89-98

California Tournament (Berkeley, Calif.)
§ Cal Poly Pomona Tournament (Pomona, Calif.)

1980-81

Record: 24-10 (H: 15-4, A: 7-6, N: 2-0)

Head Coach: Patty Meyers

11/17	Azusa Pacific	H	W	75-52
11/22	San Diego State	H	L	61-78
11/28	Fresno State	H	W	84-56
12/4	# California	A	L	81-92
12/5	# Cal State Los Angeles	N	W	96-58
12/6	# Weber State	N	W	94-82
12/8	Texas A&M	H	W	101-91
12/9	San Diego State	A	L	52-58
12/12	San Diego	A	W	97-51
12/15	Loyola Marymount	H	W	105-57
12/18	Cal Poly SLO	H	W	94-68
12/19	Fresno State	A	W	87-66
12/22	Kansas State	H	L	80-84
12/30	Cal State Fullerton	H	W	90-86
1/2	Millikin	H	W	111-50
1/6	Colorado	H	L	67-71
1/9	Army	H	W	86-67
1/10	Hawaii	H	W	83-52
1/12	Memphis	H	W	73-64
1/20	San Diego	H	W	88-67
1/22	Loyola Marymount	A	W	90-64
1/23	U.S. International	H	W	127-62
1/30	Cal Poly SLO	A	L	55-63
2/1	Long Beach State	A	L	73-92
2/5	Chapman	H	W	118-86
2/10	Cal State Northridge	H	W	108-65
2/12	Navy	H	W	118-54
2/14	U.S. International	A	W	99-63
2/17	UC Santa Barbara	A	L	81-85
2/20	Cal State Los Angeles	A	W	71-62
2/26	Azusa Pacific	A	W	82-62
2/28	USC	A	L	79-88
3/5	Biola	A	W	76-68
3/12	‡ Long Beach State	H	L	57-80

California Tournament (Berkeley, Calif.)
‡ AIAW Region 8 Tournament (Malibu, Calif.)

1981-82

Record: 16-13 (H: 8-4, A: 5-5, N: 3-4)

Head Coach: Patty Meyers

11/24	Cal State Los Angeles	H	W	79-54
11/28	UCLA	A	L	76-93
12/1	San Diego State	H	L	50-75
12/4	Biola	H	W	86-64
12/11	Cal State Fullerton	A	W	75-74
12/20	# Eastern Washington	N	W	87-65
12/21	# Baylor	N	W	88-78ot
12/22	# Indiana	N	L	52-60
12/27	California	A	L	64-83
12/29	Stanford	A	L	42-82
1/1	§ San Francisco	A	L	73-80
1/2	§ Hawaii	N	W	79-53
1/8	Hawaii	H	L	77-79
1/9	Oklahoma	H	W	75-70
1/15	U.S. International	H	W	89-67
1/22	USC	H	L	52-85
1/26	UC Irvine	H	W	75-59
1/30	Loyola Marymount	H	W	83-64
2/2	Pacific Christian	H	W	98-48
2/6	UC Santa Barbara	H	W	78-70
2/11	San Diego	A	W	76-62
2/12	San Diego State	A	L	52-58
2/13	U.S. International	A	W	83-71
2/20	UNLV	A	W	70-68
2/27	Long Beach State	H	L	70-83
3/4	Loyola Marymount	A	W	76-60
3/25	‡ Florida State	N	L	63-76
3/26	‡ DePaul	N	L	51-81
3/27	‡ Southern Mississippi	N	L	68-79

UC Irvine Tournament (Irvine, Calif.)
§ San Francisco Tournament (San Francisco, Calif.)
‡ WNIT (Amarillo, Texas)

1982-83

Record: 15-11 (H: 7-5, A: 7-5, N: 1-1)

Head Coach: Patty Meyers

11/21	USC	H	L	62-105
11/26	Wyoming	H	L	72-88
11/27	San Diego State	H	W	62-59
12/3	Long Beach State	A	L	52-92
12/4	Pacific	H	W	97-89
12/10	# San Francisco	N	L	69-70
12/11	# UTEP	N	W	88-63
12/17	San Francisco State	A	L	78-80
12/18	Stanford	A	L	70-85
12/22	Chapman	A	W	60-52
12/29	Arizona	A	W	73-68
12/30	Arizona State	A	L	58-75
1/6	Missouri	H	L	61-67
1/7	Oregon	H	L	79-85
1/10	Hawaii	H	L	62-63
1/12	Cal State Los Angeles	A	W	85-57
1/15	U.S. International	H	W	95-50
1/25	UC Irvine	A	W	73-71ot
2/1	UC Santa Barbara	A	W	70-60
2/3	U.S. International	A	W	82-53
2/9	Loyola Marymount	A	W	78-61
2/12	UC Irvine	H	W	78-68
2/19	San Diego	H	W	66-60
3/1	UC Santa Barbara	H	W	88-58
3/5	San Francisco	H	W	76-71
3/10	USC	A	L	56-90

Dial Classic (San Diego, Calif.)

1983-84

Record: 13-18 (H: 5-7, A: 3-6, N: 5-5)

Head Coach: Ron Fortner

11/25	# Cal State Hayward	N	W	79-53
11/26	# U.S. International	N	W	85-72
11/29	Long Beach State	H	L	51-94
12/3	Chapman	A	L	67-70
12/8	San Diego State	A	L	82-95
12/9	§ Brigham Young	N	L	78-98
12/10	§ Fresno State	N	W	83-80
12/17	Washington State	H	W	78-75
12/18	£ Santa Clara	N	W	55-54
12/19	£ UC Irvine	A	L	63-74
12/20	£ Arizona State	N	L	69-78
12/22	Hawaii	H	L	65-74
12/27	San Diego State	H	L	81-103
1/5	UC Santa Barbara	A	W	



GAME-BY-GAME RESULTS

1984-85

Record: 10-19 (H: 5-7, A: 5-10, N: 0-2)

Head Coach: Ron Fortner

11/16 # TCU	N L	60-68ot
11/17 # U.S. International	N L	58-76
11/24 UCLA	A L	49-74
11/27 Cal State Fullerton	H L	74-82
11/30 Stanford	A W	71-65
12/1 San Francisco	A L	64-76
12/4 USC	A L	58-69
12/7 UC Santa Barbara	A L	69-72ot
12/8 Chapman	H L	53-85
12/14 Long Beach State	A L	66-92
12/15 Nevada	A L	69-75
12/18 Cal Poly Pomona	A L	49-78
12/28 Portland	H L	72-76
1/2 Idaho	H L	65-77
1/5 Fresno State	H L	50-73
1/10 Wyoming	H W	81-68
1/18 San Diego	H L	79-84
1/22 U.S. International	H W	80-59
1/25 Loyola Marymount	A W	96-58
1/29 Northern Arizona	H W	67-62
2/5 UC Irvine	H L	76-84
2/8 Arizona	A W	79-73
2/9 Northern Arizona	A L	74-83
2/12 UC Santa Barbara	H W	89-69
2/15 Loyola Marymount	H W	85-67
2/19 UC Irvine	A L	52-54
2/25 U.S. International	A W	87-75
2/28 Hawaii Pacific	A W	99-72
3/2 Hawaii	A L	65-69

Fresno State Tournament (Fresno, Calif.)

1985-86

Record: 7-21 (H: 2-12, A: 3-6, N: 2-3)

WCC: 5-7 (T-5th)

(H: 2-4, A: 3-3)

Head Coach: Ron Fortner

11/23 # Cincinnati	N L	56-80
11/24 # Toledo	N L	54-65
11/26 USC	H L	50-94
12/3 UC Riverside	H L	63-65
12/13 § Montana	A L	41-62
12/14 § Montana Tech	N W	81-57
12/17 Dartmouth	H L	71-76
12/20 § Arizona	N L	65-80
12/21 § Utah State	N W	103-85
12/28 Purdue	H L	65-71
1/4 Oregon	H L	70-83
1/6 Temple	H L	69-89
1/10 UC Irvine	A L	54-58
1/17 * U.S. International	H L	65-93
1/18 * San Diego	H L	69-77
1/21 Cal Poly Pomona	H L	70-77
1/24 * San Francisco	A W	68-57
1/25 * Santa Clara	A L	58-72
1/30 Chapman	A L	60-66
2/1 * Nevada	H W	85-71
2/7 * Nevada	A L	54-75
2/15 * Loyola Marymount	A W	65-62
2/21 * San Diego	A W	47-39
2/22 * U.S. International	A L	78-87
2/28 * Santa Clara	H L	60-72
3/1 * San Francisco	H L	59-70
3/6 Arizona	H L	63-86
3/7 * Loyola Marymount	H W	84-64

* West Coast Conference game
Indiana Tournament (Bloomington, Ind.)
§ Montana Tournament (Missoula, Mont.)
£ UC Irvine Tournament (Irvine, Calif.)

1986-87

Record: 16-11 (H: 8-5, A: 3-4, N: 5-2)

WCC: 6-6 (T-4th)

(H: 4-2, A: 2-4)

Head Coach: Ron Fortner

11/28 # Cal Poly Pomona	N W	62-59
11/29 # Wyoming	N L	51-56
12/2 UCLA	H L	57-71
12/5 § Idaho	N W	68-61
12/6 § George Mason	N W	75-73
12/13 Chapman	H W	73-59
12/16 § Georgia Tech	H L	77-79
12/17 § Utah State	H W	78-61
12/22 UC Irvine	H L	52-58
12/29 † UC Irvine	A W	61-52
12/30 † Texas Tech	N L	63-70
1/2 ‡ Boise State	N W	63-53
1/3 ‡ UC Davis	N W	72-40
1/5 Yale	H W	70-65
1/10 UTEP	H W	70-59
1/16 * Santa Clara	A L	52-66
1/17 * San Francisco	A L	72-80
1/23 * Nevada	H W	66-52
1/31 * Loyola Marymount	A W	56-53
2/6 * San Diego	A L	58-73
2/7 * U.S. International	A L	71-83
2/13 * U.S. International	H W	71-66
2/14 * San Diego	H W	60-58ot
2/21 * Nevada	A W	79-65
2/26 * San Francisco	H L	64-68
2/27 * Santa Clara	H L	60-62
3/6 * Loyola Marymount	H W	73-50

* West Coast Conference game
Converse Tournament (Fullerton, Calif.)
£ Anheuser-Busch Tournament (San Jose, Calif.)
§ Pepperdine Waves Classic (Malibu, Calif.)
† Marriott Holiday Classic (Irvine, Calif.)
‡ Cal Poly Classic (San Luis Obispo, Calif.)

1987-88

Record: 15-12 (H: 10-3, A: 3-8, N: 2-1)

WCC: 8-6 (4th)

(H: 5-2, A: 3-4)

Head Coach: Ron Fortner

12/1 UC Santa Barbara	H W	93-57
12/11 # Oregon	H W	67-66
12/12 # Oklahoma State	H L	76-81
12/14 Northern Arizona	A L	42-55
12/17 § Wayland Baptist	N W	69-66
12/18 § Louisiana Tech	N L	61-72
12/19 § Northwest Louisiana	N W	84-77
12/30 Rice	A L	53-82
12/31 Texas-San Antonio	A L	51-57
1/4 Columbia	H W	88-69
1/5 Colorado State	H W	68-52
1/9 New Mexico State	H W	77-73
1/12 UCLA	A L	54-77
1/14 * Saint Mary's	A W	62-61
1/16 * San Diego	A L	60-62ot
1/22 * Gonzaga	H L	59-60
1/23 * Portland	H W	75-48
1/28 * Portland	A L	59-67
1/30 * Gonzaga	A L	59-63
2/5 * Santa Clara	H W	69-60
2/6 * San Francisco	H W	66-52
2/12 * San Francisco	A W	66-51
2/13 * Santa Clara	A W	71-60
2/18 * Loyola Marymount	H W	75-52
2/20 * Loyola Marymount	A L	71-79
2/26 * San Diego	H L	53-73
2/27 * Saint Mary's	H W	76-73

* West Coast Conference game
Pepperdine Waves Classic (Malibu, Calif.)
§ Wolfpack Holiday Classic (Reno, Nev.)

1988-89

Record: 11-17 (H: 5-8, A: 4-7, N: 2-2)

WCC: 6-8 (T-4th)

(H: 3-4, A: 3-4)

Head Coach: Ron Fortner

11/25 # Houston	N L	58-67
11/26 # Alabama-Birmingham	N W	69-64
11/28 Valparaiso	A W	82-68
12/2 § UC Irvine	N L	60-73
12/3 § District of Columbia	N W	87-76
12/6 UCLA	A L	68-76
12/10 § USC	H L	74-75ot
12/11 § DePaul	H L	73-74
12/19 Southern Utah	H W	86-74
12/20 UC Santa Barbara	A L	71-74
12/28 Cal State Fullerton	H L	40-76
12/30 Holy Cross	H W	75-69
1/3 Southwest Texas State	H L	68-75
1/10 UC Irvine	A L	61-82
1/13 * Santa Clara	A L	58-61
1/14 * San Francisco	A W	80-70
1/20 * Portland	H W	62-59
1/21 * Gonzaga	H L	50-71
1/24 * Loyola Marymount	A L	52-70
1/27 * Loyola Marymount	H L	68-77
2/3 * San Diego	A W	75-68
2/4 * Saint Mary's	A L	63-77
2/10 * Saint Mary's	H L	74-84
2/11 * San Diego	H L	73-75
2/17 * Gonzaga	A L	48-59
2/18 * Portland	A W	57-50
2/24 * San Francisco	H W	71-57
2/25 * Santa Clara	H W	72-59

* West Coast Conference game
Coopers & Lybrand Invitational (Chicago, Ill.)
§ L'Egg's Classic (Las Cruces, N.M.)
£ Pepperdine Waves Classic (Malibu, Calif.)

1989-90

Record: 14-14 (H: 10-6, A: 3-8, N: 1-0)

WCC: 5-9 (T-5th)

(H: 4-3, A: 1-6)

Head Coach: Ron Fortner

11/24 # Air Force	N W	74-61
11/25 # Chapman	A W	56-51
11/27 West Virginia	H L	72-79ot
12/1 Colorado State	A W	55-50
12/2 Wyoming	A L	67-68
12/5 Cal State Fullerton	A L	69-85
12/9 Cal State Northridge	H W	79-62
12/14 UC Irvine	H W	71-54
12/21 UC Santa Barbara	H W	65-52
12/27 Furman	H W	71-68
12/29 § Texas-San Antonio	H W	82-61
12/30 § Iowa State	H L	66-70
1/2 UCLA	H L	63-76
1/6 Valparaiso	H W	107-84
1/12 * San Diego	H W	76-73
1/13 * Santa Clara	H W	88-75
1/18 * Portland	A L	74-89
1/20 * Gonzaga	A L	66-76
1/26 * Gonzaga	H L	76-83ot
1/27 * Portland	H W	84-78
2/2 * San Francisco	A L	65-80
2/3 * Saint Mary's	A L	71-94
2/9 * Saint Mary's	H L	73-76
2/10 * San Francisco	H L	51-61
2/13 * Loyola Marymount	A L	64-75
2/16 * Loyola Marymount	H W	76-64
2/22 * Santa Clara	A W	63-62ot
2/24 * San Diego	A L	56-72

* West Coast Conference game
Chapman Doubletree Classic (Orange, Calif.)
§ Pepperdine Waves Classic (Malibu, Calif.)

1990-91

Record: 13-15 (H: 9-6, A: 3-8, N: 1-1)

WCC: 6-8 (5th)

(H: 4-3, A: 2-5)

Head Coach: Ron Fortner

11/23 # East Tennessee State	N L	88-101
11/24 # UNC Wilmington	N W	76-68
11/27 Cal State Northridge	A L	62-68
11/30 SW Missouri State	H W	84-79ot2
12/3 UCLA	A L	79-95
12/4 Cal State Fullerton	H L	57-78
12/13 UC Riverside	H W	84-67
12/15 UC Santa Barbara	A L	80-90
12/20 UC Irvine	A W	72-60
12/28 § Montana State	H L	61-64
12/29 § Radford	H W	82-60
1/2 Kentucky	H L	64-73
1/3 Iona	H W	72-40
1/5 Wyoming	H W	75-57
1/11 * San Diego	H L	69-83
1/12 * Santa Clara	H L	71-76
1/16 * Loyola Marymount	H W	88-69
1/19 * Loyola Marymount	A W	79-77
1/25 * San Francisco	A L	58-71
1/26 * Saint Mary's	A L	62-78
2/1 * Saint Mary's	H L	77-83
2/2 * San Francisco	H W	64-55
2/7 * Portland	A W	77-66
2/9 * Gonzaga	A L	84-92ot2
2/15 * Gonzaga	H W	78-54
2/16 * Portland	H W	77-65
2/21 * Santa Clara	A L	49-70
2/23 * San Diego	A L	68-87

* West Coast Conference game
Comfort Inn Downtown Classic (Atlanta, Ga.)
§ Pepperdine Waves Classic (Malibu, Calif.)

1991-92

Record: 17-11 (H: 12-4, A: 4-6, N: 1-1)

WCC: 9-5 (4th)

(H: 5-2, A: 4-3)

Head Coach: Ron Fortner

11/22 UCLA	H L	67-80
11/25 UC Irvine	H W	78-61
11/26 CS Dominguez Hills	H W	71-47
12/3 Cal State Northridge	H W	77-55
12/14 Cal State Fullerton	A L	72-74
12/20 # Louisiana State	N W	83-73
12/21 # SW Missouri State	N L	58-75
12/23 UC Santa Barbara	H L	66-70
12/27 § Northern Arizona	H W	92-69
12/28 § Nebraska	H W	65-63
12/30 Lafayette	H W	76-67
1/3 California	A L	60-78
1/13 Sacramento State	H W	84-73
1/16 * Gonzaga	A W	73-60
1/18 * Portland	A L	71-76
1/24 * San Francisco	H L	60-65
1/25 * Saint Mary's	H L	72-80
1/31 * Saint Mary's	A W	56-50
2/1 * San Francisco	A L	45-62
2/7 * Santa Clara	H W	62-60
2/8 * San Diego	H W	89-65
2/13 * San Diego	A W	70-58
2/15 * Santa Clara	A L	69-84
2/22 * Loyola Marymount	A W	79-35
2/28 * Portland	H W	85-70
2/29 * Gonzaga	H W	97-59
3/4 * Loyola Marymount	H W	71-59
3/13 ‡ Santa Clara	A L	60-65

* West Coast Conference game
Showboat Classic (Las Vegas, Nev.)
§ Pepperdine Waves Classic (Malibu, Calif.)
‡ WCC Tournament (Santa Clara, Calif.)



GAME-BY-GAME RESULTS

1992-93

Record: 15-15 (H: 8-6, A: 7-5, N: 0-4)

WCC: 7-7 (3rd) (H: 3-4, A: 4-3)

Head Coach: Ron Fortner

12/1 UC Irvine	A	W	82-60
12/5 Cal State San Bernardino	H	W	90-72
12/11 UC Santa Barbara	A	W	84-78
12/15 Cal State Northridge	A	W	66-59
12/16 Oregon State	H	L	60-77
12/20 # Washington	N	L	64-84
12/21 # SW Missouri State	N	L	76-80
12/23 Hawaii	A	L	66-80
12/29 § USC	A	L	61-76
12/30 § UCLA	N	L	52-100
1/3 California	H	L	65-69
1/8 Fresno State	H	W	86-55
1/9 California Baptist	H	W	112-44
1/15 * Gonzaga	H	W	93-72
1/16 * Portland	H	W	91-66
1/22 * San Francisco	A	W	77-69
1/23 * Saint Mary's	A	L	79-90
1/29 * Saint Mary's	H	L	79-92
1/30 * San Francisco	H	L	80-87
2/4 * Santa Clara	A	L	60-64
2/6 * San Diego	A	W	63-54
2/9 Cal State Northridge	H	W	80-72
2/12 * San Diego	H	L	63-68
2/13 * Santa Clara	H	L	61-75
2/17 * Loyola Marymount	A	W	82-70
2/20 Cal State Fullerton	H	W	100-68
2/25 * Portland	A	L	64-69
2/27 * Gonzaga	A	W	70-67
3/2 * Loyola Marymount	H	W	85-56
3/12 ‡ San Diego	N	L	67-83

* West Coast Conference game

Paradise Classic (Honolulu, Hawaii)

§ USC-Nike Christmas Challenge (Los Angeles, Calif.)

‡ WCC Tournament (Santa Clara, Calif.)

1993-94

Record: 14-12 (H: 8-6, A: 5-6, N: 1-0)

WCC: 6-8 (T-5th) (H: 3-4, A: 3-4)

Head Coach: Mark Trakh

11/26 # Evansville	N	W	84-63
11/27 # Nebraska	A	L	50-68
12/4 UC Santa Barbara	H	W	75-62
12/11 Cal State Los Angeles	H	W	80-52
12/12 UNLV	H	L	63-64
12/14 UC Irvine	H	W	54-52
12/18 § Colorado State	H	L	53-59
12/19 § Mississippi State	H	W	78-73
12/21 Cal State Northridge	A	W	82-46
12/30 CS San Bernardino	H	W**	54-57
1/8 Fresno State	A	L	61-67
1/14 * Santa Clara	A	L	63-68
1/15 * Saint Mary's	A	L	58-76
1/21 * San Diego	H	L	64-67
1/22 * San Francisco	H	W	71-62
1/26 * Loyola Marymount	H	W	80-56
1/29 * Loyola Marymount	A	W	63-53
2/3 * Portland	A	L	67-80
2/5 * Gonzaga	A	L	62-70
2/8 Cal State Fullerton	A	W	78-53
2/11 * Gonzaga	H	L	69-70
2/12 * Portland	H	L	66-71
2/17 * San Francisco	A	W	75-64
2/19 * San Diego	A	W	71-51
2/25 * Saint Mary's	H	W	84-71
2/26 * Santa Clara	H	L	57-61

* West Coast Conference game

** game won by forfeit

Nebraska CableVision Classic (Lincoln, Neb.)

§ Pepperdine Waves Classic (Malibu, Calif.)

1994-95

Record: 10-16 (H: 6-5, A: 3-11, N: 1-0)

WCC: 4-10 (T-6th) (H: 3-4, A: 1-6)

Head Coach: Mark Trakh

11/25 UC Irvine	A	W	59-56
12/3 San Diego State	A	L	56-59
12/6 Cal State Northridge	A	W	67-39
12/10 Cal Poly SLO	H	W	76-55
12/19 # Sacramento State	N	W	78-64
12/20 # Northern Arizona	A	L	63-73
12/29 Cal State Fullerton	H	L	59-61
1/3 Columbia	H	W	84-29
1/7 Colorado State	A	L	70-82
1/8 Wyoming	A	L	53-66
1/13 * Santa Clara	H	L	49-59
1/14 * Saint Mary's	H	L	61-72
1/19 * San Diego	A	L	54-65
1/21 * San Francisco	A	L	49-72
1/25 * Loyola Marymount	A	L	48-54
1/28 * Loyola Marymount	H	W	72-43
2/3 * Portland	H	W	59-51
2/4 * Gonzaga	H	W	85-80
2/6 Cal State Northridge	H	W	77-65
2/9 * Gonzaga	A	L	62-63
2/11 * Portland	A	L	43-58
2/17 * San Francisco	H	L	61-63
2/18 * San Diego	H	L	53-64
2/24 * Saint Mary's	A	L	51-58
2/25 * Santa Clara	A	W	89-88ot
3/2 ‡ Santa Clara	A	L	63-76

* West Coast Conference game

Woodlands Plaza/KVNA Classic (Flagstaff, Ariz.)

‡ WCC Tournament (Santa Clara, Calif.)

1995-96

Record: 15-13 (H: 8-8, A: 6-3, N: 1-2)

WCC: 7-7 (T-4th) (H: 3-4, A: 4-3)

Head Coach: Mark Trakh

11/24 # Duke	N	L	70-108
11/25 # New Orleans	A	W	79-63
12/2 § Radford	H	L	65-70
12/3 § Houston	H	L	74-79
12/5 Cal State Northridge	H	W	81-54
12/9 Idaho State	H	W	83-53
12/10 UC Riverside	H	W	84-59
12/17 Cal Poly SLO	A	W	72-63
12/28 Kansas	H	L	59-60
12/31 Wyoming	H	W	86-64
1/4 San Diego State	H	L	62-74
1/6 Idaho	H	W	83-78ot
1/12 * San Diego	H	L	57-62
1/13 * San Francisco	H	L	53-68
1/19 * Saint Mary's	A	L	76-77
1/20 * Santa Clara	A	W	75-65
1/26 * Santa Clara	H	L	63-78
1/27 * Saint Mary's	H	W	71-59
2/1 * Portland	A	L	69-102
2/3 * Gonzaga	A	W	81-69
2/9 * Gonzaga	H	W	89-60
2/10 * Portland	H	L	80-91
2/14 * Loyola Marymount	H	W	60-46
2/17 * Loyola Marymount	A	W	75-65
2/22 * San Francisco	A	L	58-68
2/24 * San Diego	A	W	63-60
2/29 ‡ Saint Mary's	N	W	48-41
3/1 ‡ San Francisco	N	L	43-59

* West Coast Conference game

UNO Thanksgiving Classic (New Orleans, La.)

§ Malibu Classic (Malibu, Calif.)

‡ WCC Tournament (Santa Clara, Calif.)

1996-97

Record: 15-13 (H: 10-4, A: 4-7, N: 1-2)

WCC: 6-8 (5th) (H: 4-3, A: 2-5)

Head Coach: Mark Trakh

11/22 Cal Poly SLO	H	W	78-43
11/30 # South Carolina	N	L	72-76
12/1 # Harvard	A	L	63-67
12/4 Long Beach State	H	W	80-55
12/7 San Diego State	A	L	51-66
12/13 Idaho State	A	W	71-65ot
12/15 Idaho	A	W	56-47
12/21 § Nevada	H	W	70-47
12/22 § Tulane	H	L	49-58
12/27 Concordia	H	W	104-66
1/2 Pennsylvania	H	W	72-61
1/3 Coppin State	H	W	78-44
1/9 * San Diego	A	W	71-41
1/11 * San Francisco	A	L	61-71
1/15 * Loyola Marymount	A	L	68-72
1/18 * Loyola Marymount	H	W	58-54
1/24 * Portland	H	L	52-67
1/25 * Gonzaga	H	W	86-41
1/22 * Gonzaga	A	W	72-56
2/1 * Portland	A	L	58-77
2/7 * Saint Mary's	H	W	89-55
2/8 * Santa Clara	H	L	76-79
2/14 * Santa Clara	A	L	64-65
2/15 * Saint Mary's	A	L	58-78
2/21 * San Francisco	H	L	42-59
2/22 * San Diego	H	W	79-51
2/27 ‡ Santa Clara	N	W	58-56
2/28 ‡ Portland	N	L	58-61ot

* West Coast Conference contest

Harvard Invitational (Cambridge, Mass.)

§ Malibu Classic (Malibu, Calif.)

‡ WCC Tournament (Los Angeles, Calif.)

1997-98

Record: 21-10 (H: 10-3, A: 9-4, N: 2-3)

WCC: 10-4 (2nd) (H: 5-2, A: 5-2)

Head Coach: Mark Trakh

11/21 # Southern	N	W	79-51
11/22 # Vermont	A	L	56-64
11/26 Northern Iowa	H	W	80-70
11/29 Florida	H	W	65-51
12/2 Cal State Fullerton	A	W	64-58
12/6 So. Calif. College	H	W	91-58
12/7 Oral Roberts	H	W	80-72
12/11 Fresno State	A	L	49-59
12/13 Cal State Northridge	A	W	72-63
12/18 § Mississippi	N	L	66-68
12/19 § Manhattan	N	L	50-64
12/20 § Alaska-Anchorage	A	W	74-52
12/29 £ Portland State	H	W	69-48
12/30 £ Memphis	H	L	78-87
1/3 Long Beach State	A	W	61-44
1/8 * Portland	A	W	64-62
1/10 * Gonzaga	A	W	84-81ot
1/16 * Santa Clara	H	L	50-76
1/17 * San Francisco	H	W	76-60
1/21 * Loyola Marymount	H	W	82-54
1/24 * Loyola Marymount	A	W	51-41
1/29 * San Diego	A	L	64-67
1/31 * Saint Mary's	A	W	58-51
2/6 * Saint Mary's	H	W	77-72
2/7 * San Diego	H	L	58-67ot
2/13 * San Francisco	A	W	57-54
2/15 * Santa Clara	A	L	66-77
2/20 * Gonzaga	H	W	79-59
2/21 * Portland	H	W	59-58
2/26 ‡ Gonzaga	N	W	75-56
2/27 ‡ Saint Mary's	N	L	56-68

* West Coast Conference contest

Howard Bank Classic (Burlington, Vt.)

§ Northern Lights Invitational (Anchorage, Alaska)

£ Malibu Classic (Malibu, Calif.)

‡ WCC Tournament (Santa Clara, Calif.)

1998-99

Record: 21-9 (H: 10-3, A: 8-5, N: 3-1)

WCC: 11-3 (T-1st) (H: 6-1, A: 5-2)

Head Coach: Mark Trakh

11/17 Tulsa	A	W	71-66
11/20 # James Madison	N	W	78-60
11/21 # Villanova	A	W	72-67ot
11/25 Syracuse	H	L	78-87
12/1 Fresno State	H	W	69-61
12/9 Cal State Northridge	H	W	90-86
12/12 Wisconsin-Milwaukee	A	L	62-73
12/14 Wisconsin-Green Bay	A	W	68-67
12/17 Florida State	H	W	75-72
12/20 § Youngstown State	H	W	99-72
12/21 § Arkansas State	H	L	77-79
12/30 UCLA	A	L	51-85
1/8 * Portland	H	W	69-66ot
1/9 * Gonzaga	H	W	75-49
1/15 * Santa Clara	A	L	58-73
1/16 * San Francisco	A	W	59-56
1/22 * San Diego	H	W	71-56
1/23 * Saint Mary's	H	L	73-76
1/28 * Saint Mary's	A	W	60-58
1/30 * San Diego	A	L	72-76
2/3 * Loyola Marymount	A	W	79-65
2/6 * Loyola Marymount	H	W	70-58
2/12 * San Francisco	H	W	76-62
2/13 * Santa Clara	H	W	66-54
2/18 * Gonzaga	A	W	77-64
2/20 * Portland	A	W	70-62
2/25 ‡ San Francisco	N	W	61-57
2/26 ‡ Portland	N	L	80-70
2/28 ‡ Saint Mary's	N	L	69-72
3/12 † New Mexico	A	L	69-81

* West Coast Conference contest

PNC Bank Wildcat Tip-Off Classic (Philadelphia, Pa.)

§ Malibu Classic (Malibu, Calif.)

‡ WCC Tournament (Santa Clara, Calif.)

† WNIT (Albuquerque, N.M.)

1999-2000

Record: 21-10 (H: 10-2, A: 7-6, N: 4-2)

WCC: 12-2 (1st) (H: 7-0, A: 5-2)

Head Coach: Mark Trakh

11/20 Cal State Northridge	A	L	62-69
11/24 Cal State Fullerton	H	W	84-55
11/28 Connecticut	A	L	58-101
11/30 Seton Hall	A	W	77-67
12/7 Nevada	A	L	55-70
12/11 UCLA	H	L	67-86
12/18 # Florida	N	L	70-73
12/19 # Illinois-Chicago	N	W	79-70
12/28 Rhode Island	H	W	82-61
12/30 Towson	H	W	68-47
1/2 & Tulsa	N	W	65-51
1/3 Mississippi State	H	L	80-90
1/7 Cal Poly	A	W	73-55
1/13 * San Diego	A	W	64-45
1/15 * Saint Mary's	A	L	47-53
1/21 * Santa Clara	H	W	75-71
1/22 * San Francisco	H	W	77-70
1/28 * San Francisco	A	L	52-74
1/29 * Santa Clara	A	W	56-54
2/4 * Gonzaga	H	W	89-67
2/6 * Portland	H	W	84-75
2/10 * Portland	A	W	68-55
2/12 * Gonzaga	A	W	74-68
2/16 * Loyola Marymount	H	W	70-68
2/19 * Loyola Marymount	A	W	65-56
2/25 * Saint Mary's	H	W	83-67
2/26 * San Diego	H	W	75-62
3/2 ‡ Gonzaga	N	W	82-71
3/3 ‡ Portland	N	W	68-49
3/5 ‡ San Diego	N	L	51-68
3/17 † Virginia	A	L	62-74

* West Coast Conference

& at Los Angeles, Calif. (LMU)

Oakland Tribune Classic (Berkeley, Calif.)

‡ WCC Tournament (Santa Clara, Calif.)

† NCAA Tournament (Charlottesville, Va.)

GAME-BY-GAME RESULTS

2000-01

Record: 20-11 (H: 10-3, A: 8-7, N: 2-1)

WCC: 10-4 (T-3rd) (H: 6-1, A: 4-3)

Head Coach: Mark Trakh

11/17 # Western Kentucky	N W	88-81
11/18 # Hawaii	A L	46-68
11/19 # Northern Arizona	N W	87-61
11/21 Connecticut	H L	63-98
11/25 § Houston	H W	83-59
11/26 § Missouri	H W	69-68
12/2 UC Irvine	A W	66-59
12/6 Cal State Fullerton	A W	103-55
12/9 Cal Poly	H W	79-64
12/15 USC	A L	60-78
12/17 Cal State Northridge	H W	94-68
12/20 Texas A&M	A L	65-74
12/28 UCLA	A W	78-56
12/30 Nevada	H L	92-93
1/6 Pacific	A W	71-69
1/11 * Santa Clara	A L	67-79
1/13 * San Diego	A W	79-58
1/17 * Loyola Marymount	A L	75-84
1/20 * Loyola Marymount	H W	77-62
1/26 * San Francisco	H W	78-59
1/27 * Saint Mary's	H W	58-46
2/1 * Gonzaga	A W	61-56
2/3 * Portland	A W	62-50
2/9 * San Diego	H W	85-53
2/10 * Santa Clara	H L	61-63
2/16 * Portland	H W	65-58
2/17 * Gonzaga	H W	78-55
2/23 * Saint Mary's	A L	68-77
2/24 * San Francisco	A W	71-63
3/1 ‡ San Francisco	N L	73-78
3/15 † Arizona	A L	65-85

* West Coast Conference contest

Hawaiian Regent Classic (Honolulu, Hawaii)

§ Pepperdine Classic (Malibu, Calif.)

‡ WCC Tournament (San Diego, Calif.)

† WNIT (Tucson, Ariz.)

2002-03

Record: 22-8 (H: 12-4, A: 9-4, N: 1-0)

WCC: 12-2 (1st) (H: 6-1, A: 6-1)

Head Coach: Mark Trakh

11/22 Xavier	H L	54-62
11/25 Arizona	H L	68-80
11/29 # St. John's	H W	89-60
11/30 # Wisconsin	H W	76-67ot
12/4 USC	H L	63-64
12/7 Oklahoma State	A W	67-64
12/14 UCLA	H W	88-67
12/16 Cal State Northridge	H W	92-49
12/20 Connecticut	A L	48-109
12/28 £ Quinnipiac	H W	101-60
12/29 £ Toledo	H W	64-58
1/3 Portland State	A W	79-65
1/5 Stanford	A L	58-91
1/10 * Gonzaga	H W	78-63
1/11 * Portland	H W	88-54
1/16 * Santa Clara	A W	71-65
1/18 * San Diego	A W	69-54
1/25 * Loyola Marymount	A W	51-46ot
1/31 * San Francisco	H L	61-71
2/1 * Saint Mary's	H W	78-57
2/6 * Portland	A W	77-60
2/8 * Gonzaga	A W	66-60
2/14 * San Diego	H W	90-52
2/15 * Santa Clara	H W	66-64
2/22 * Loyola Marymount	H W	76-63
2/28 * Saint Mary's	A W	89-74
3/1 * San Francisco	A L	61-69
3/8 § San Diego	A W	62-53
3/9 § Santa Clara	N W	69-57
3/23 † Louisiana Tech	A L	60-94

* West Coast Conference contest

Pepperdine Thanksgiving Classic (Malibu, Calif.)

£ Pepperdine Holiday Classic (Malibu, Calif.)

§ WCC Tournament (San Diego, Calif.)

† NCAA Tournament (Ruston, La.)

2001-02

Record: 23-8 (H: 12-3, A: 6-4, N: 5-1)

WCC: 11-3 (1st) (H: 6-1, A: 5-2)

Head Coach: Mark Trakh

11/18 Arizona	A L	77-81
11/21 Syracuse	H L	58-75
11/23 # William & Mary	H W	84-71
11/24 # Alabama	H W	81-79
11/30 Stanford	H L	63-75
12/2 UC Irvine	H W	72-61
12/8 Illinois	A L	71-77ot
12/17 § Tulsa	N W	64-53
12/18 § Furman	N W	89-57
12/28 £ Brown	H W	79-59
12/29 £ George Washington	H W	74-72
1/2 Cal State Northridge	A W	64-48
1/4 Pacific	H W	82-74
1/11 * Saint Mary's	H W	80-73
1/12 * San Francisco	H W	81-69
1/17 * Gonzaga	A W	77-69
1/19 * Portland	A W	51-49
1/25 * Santa Clara	H W	70-60
1/26 * San Diego	H W	85-75
1/30 * Loyola Marymount	H L	67-75
2/2 * Loyola Marymount	A W	67-62
2/8 * San Francisco	A W	73-57
2/9 * Saint Mary's	A L	69-78
2/15 * Portland	H W	100-77
2/16 * Gonzaga	H W	73-66
2/21 * San Diego	A W	61-56
2/23 * Santa Clara	A L	65-69
2/28 ‡ Gonzaga	N W	68-64
3/1 ‡ San Francisco	N W	82-77
3/3 ‡ Santa Clara	N W	81-77
3/16 † Villanova	N L	46-67

* West Coast Conference contest

Pepperdine Thanksgiving Classic (Malibu, Calif.)

§ Fun In The Sun Shootout (Cancun, Mexico)

£ Pepperdine Holiday Classic (Malibu, Calif.)

‡ WCC Tournament (San Diego, Calif.)

† NCAA Tournament (Norman, Okla.)

2003-04

Record: 17-13 (H: 9-6, A: 5-6, N: 3-1)

WCC: 10-4 (T-2nd) (H: 6-1, A: 4-3)

Head Coach: Mark Trakh

11/21 Stanford	H L	61-69
11/24 UC Irvine	A W	71-47
11/28 # UC Riverside	H W	70-57
11/29 # Oklahoma	H L	77-95
12/5 Connecticut	H L	53-84
12/14 Illinois	A L	41-84
12/17 Michigan State	H L	55-71
12/20 £ Fairleigh Dickinson	H W	77-54
12/21 £ TCU	H L	69-86
12/28 % Hofstra	N W	52-50
12/29 % Albany	N W	70-49
1/2 Portland State	H W	67-50
1/4 Texas Tech	A L	53-95
1/8 * Gonzaga	A L	44-75
1/10 * Portland	A L	68-84
1/15 * Santa Clara	H W	85-62
1/17 * San Diego	H W	90-49
1/24 * Loyola Marymount	H L	54-60
1/29 * San Francisco	A W	71-55
1/31 * Saint Mary's	A W	58-56
2/5 * Portland	H W	74-70
2/7 * Gonzaga	H W	73-62
2/12 * San Diego	A W	69-66
2/14 * Santa Clara	A W	73-53
2/21 * Loyola Marymount	A L	39-58
2/26 * Saint Mary's	H W	57-56
2/28 * San Francisco	H W	75-48
3/5 § Santa Clara	N W	82-77ot
3/6 § Gonzaga	N L	64-66ot
3/19 & Washington	A L	59-71

* West Coast Conference contest

Yellow Book Turkey Shootout (Malibu, Calif.)

£ Malibu Beach Classic (Malibu, Calif.)

% FIU Fun and Sun Classic (Miami, Fla.)

§ WCC Tournament (San Diego, Calif.)

& WNIT (Seattle, Wash.)

2004-05

Record: 12-17 (H: 5-7, A: 4-8, N: 3-2)

WCC: 7-7 (T-3rd) (H: 3-4, A: 4-3)

Head Coach: Julie Rousseau

11/19 Fresno State	A L	38-58
11/21 Kansas State	A L	53-85
11/26 ! Cal State Fullerton	H W	60-47
11/27 ! Montana	H L	51-61
11/30 Colorado State	A L	58-64
12/2 UCLA	H L	61-74
12/4 § Tennessee Tech	N L	48-63
12/5 § Cal State Northridge	N W	63-42
12/10 Stanford	A L	49-85
12/20 % Wright State	H W	79-68
12/21 % Vanderbilt	H L	46-78
12/28 & Georgia State	N W	58-41
12/29 & Tulane	A L	49-62
1/6 * San Diego	A W	78-56
1/8 * San Francisco	A L	48-63
1/13 * Portland	H W	85-52
1/15 * Gonzaga	H L	54-71
1/20 * Saint Mary's	A L	64-74
1/22 * Santa Clara	A W	80-65
1/29 * Loyola Marymount	A W	60-56
2/3 * San Francisco	H L	81-84ot2
2/5 * San Diego	H W	65-55
2/10 * Gonzaga	A L	51-61
2/12 * Portland	A W	69-58
2/17 * Santa Clara	H L	53-72
2/19 * Saint Mary's	H W	67-53
2/26 * Loyola Marymount	H L	44-62
3/3 † Saint Mary's	N W	57-49
3/5 † Gonzaga	N L	40-58

* West Coast Conference contest

! Four Points LAX Turkey Shootout (Malibu, Calif.)

§ Contra Costa Times Classic (Berkeley, Calif.)

% Hilton Woodland Hills Beach Classic (Malibu, Calif.)

& Tulane DoubleTree Classic (New Orleans, La.)

† WCC Tournament (Santa Clara, Calif.)

2006-07

Record: 14-17 (H: 7-8, A: 6-8, N: 1-1)

WCC: 6-8 (5th) (H: 3-4, A: 3-4)

Head Coach: Julie Rousseau

11/10 Texas A&M	A L	48-72
11/12 UNLV	A W	57-42
11/17 % Rutgers	H W	75-73ot
11/18 % California	H L	54-72
11/24 § Tennessee Tech	H W	91-62
11/25 § Iowa State	H W	52-46
11/28 Cal State Northridge	A W	84-66
12/1 Texas-Arlington	A W	64-62ot
12/3 TCU	A L	56-74
12/6 UC Riverside	A L	51-65
12/16 Long Beach State	H W	69-42
12/18 UC Santa Barbara	H L	67-78
12/21 San Diego State	A L	53-64
12/28 Rhode Island	H L	66-85
12/30 Fresno State	H L	59-68
1/5 * Portland	H W	59-54
1/7 * Gonzaga	H L	35-58
1/11 * San Diego	A L	71-73
1/13 * San Francisco	A L	65-77
1/20 * Loyola Marymount	A L	35-52
1/25 * Santa Clara	H L	60-69
1/27 * Saint Mary's	H W	76-73
2/1 * Gonzaga	A W	70-56
2/3 * Portland	A W	72-45
2/8 * San Francisco	H L	60-64
2/10 * San Diego	H W	51-50
2/17 * Loyola Marymount	H L	52-63
2/22 * Saint Mary's	A L	64-70
2/24 * Santa Clara	A W	77-69
3/1 # Saint Mary's	N W	71-67ot
3/3 # Loyola Marymount	N L	61-64ot

* West Coast Conference contest

% Timeout 4 HIV/AIDS Classic (Malibu, Calif.)

§ Thanksgiving Tournament (Malibu, Calif.)

WCC Tournament (Portland, Ore.)

2005-06

Record: 14-17 (H: 8-5, A: 3-11, N: 3-1)

WCC: 8-6 (4th) (H: 5-2, A: 3-4)

Head Coach: Julie Rousseau

11/18 Washington State	A L	57-66
11/22 UC Riverside	H W	51-44
11/25 § Hofstra	H L	59-75
11/26 § Indiana State	H L	73-91
12/3 Detroit	A L	64-72
12/4 Michigan State	A L	64-82
12/8 UCLA	A L	56-95
12/10 San Diego State	H W	70-56
12/16 Southern	H W	64-53
12/19 Pittsburgh	H L	64-79
12/21 Long Beach State	A L	75-81ot2
12/28 Kansas	A L	60-73
12/30 UC Santa Barbara	A L	60-70
1/6 * San Francisco	A L	65-69ot
1/8 * San Diego	A W	84-61
1/12 * Gonzaga	H W	59-58ot
1/14 * Portland	H W	62-52
1/19 * Santa Clara	A L	62-67
1/21 * Saint Mary's	A L	54-58
1/28 * Loyola Marymount	H L	48-50
2/2 * San Diego	H W	73-55
2/4 * San Francisco	H W	75-55
2/11 * Loyola Marymount	A W	53-47
2/16 * Portland	A W	67-64
2/18 * Gonzaga	A L	38-55
2/23 * Saint Mary's	H W	69-64
2/25 * Santa Clara	H L	74-77
3/2 # Saint Mary's	N W	70-58
3/4 # Loyola Marymount	N W	59-58
3/5 # Santa Clara	N W	71-67
3/18 † Oklahoma	N L	66-78

* West Coast Conference contest

§ Pepperdine Classic (Malibu, Calif.)

WCC Tournament (Spokane, Wash.)

† NCAA Tournament (Denver, Colo.)

2007-08

Record: 10-18 (H: 7-5, A: 3-12, N: 0-1)

WCC: 5-9 (T-6th) (H: 3-4, A: 2-5)

Head Coach: Julie Rousseau

11/9 Cal State Northridge	H W	70-38
11/11 Iowa State	A L	59-70
11/16 Cal State Bakersfield	H W	95-77
11/23 % Texas-Arlington	H L	54-64
11/28 UCLA	H W	91-79
12/4 Washington	A W	74-56
12/7 Cal State Fullerton	H W	68-64
12/15 USC	A L	52-55
12/17 UC Santa Barbara	A L	63-65
12/28 Coppin State	A L	55-60
12/30 George Washington	A L	68-82
1/2 Rutgers	A L	45-55
1/4 Colorado	A L	53-65
1/10 * Gonzaga	A L	56-68
1/12 * Portland	A L	56-60
1/17 * Saint Mary's	H W	80-67
1/19 * Santa Clara	H L	66-71
1/26 * Loyola Marymount	H L	57-70
1/31 * San Francisco	A L	75-81
2/2 * San Diego	A L	72-83
2/7 * Portland	H L	83-84ot
2/9 * Gonzaga	H L	85-92
2/14 * Santa Clara	A L	81-86ot
2/16 * Saint Mary's	A W	71-64
2/23 * Loyola Marymount	A W	60-49
2/28 * San Diego	H W	65-51
3/1 * San Francisco	H W	72-67
3/6 # Gonzaga	N L	67-77

* West Coast Conference contest

% Timeout 4 HIV/AIDS Tournament (Malibu, Calif.)

WCC Tournament (San Diego, Calif.)



GAME-BY-GAME RESULTS

2008-09

Record: 16-13 (H: 10-5, A: 6-6, N: 0-2)

WCC: 9-5 (3rd) (H: 6-1, A: 3-4)

Head Coach: Julie Rousseau

11/14 Cal Poly SLO	H W	79-72
11/18 UCLA	A L	55-66
11/22 Northern Arizona	A W	75-60
11/24 USC	H L	55-69
11/28 # Coppin State	H W	54-36
11/29 # Texas A&M	H L	60-70
12/3 Washington	H L	53-67
12/12 Cal State Fullerton	A W	58-40
12/14 UC Santa Barbara	H W	76-57
12/18 Cal State Bakersfield	A L	51-66
12/21 San Jose State	H W	75-46
12/23 Kansas	H L	54-82
1/2 % Hawaii	A W	65-52
1/3 % Colorado	N L	55-63
1/10 * Loyola Marymount	H W	67-66ot
1/15 * San Diego	H W	57-69
1/17 * Saint Mary's	H W	62-56
1/22 * Gonzaga	A L	43-66
1/24 * Portland	A L	56-59
1/29 * San Francisco	H W	73-47
1/31 * Santa Clara	H W	51-48
2/7 * Loyola Marymount	A L	44-68
2/12 * Santa Clara	A W	59-49
2/14 * San Diego	A W	66-56
2/19 * Portland	H W	64-55
2/21 * Gonzaga	H W	72-62
2/26 * Saint Mary's	A L	58-76
2/28 * San Francisco	A W	55-47
3/7 @ San Diego	N L	69-76

* West Coast Conference contest
 % Timeout 4 HIV/AIDS Tournament (Malibu, Calif.)
 % Rainbow Wahine Classic (Honolulu, Hawaii)
 @ WCC Tournament (Las Vegas, Nev.)

2009-10

Record: 20-12 (H: 8-4, A: 8-7, N: 4-1)

WCC: 9-5 (3rd) (H: 4-3, A: 5-2)

Head Coach: Julie Rousseau

11/13 Northern Arizona	H W	96-67
11/17 San Jose State	A W	83-66
11/19 Stanford	A L	50-99
11/21 Cal Poly	A L	59-62
11/24 UC Riverside	H L	72-80
11/27 % Providence	N W	64-51
11/29 Purdue	H W	64-59
12/4 # Utah State	N W	67-46
12/5 # Arizona State	A L	52-62
12/8 San Diego State	A W	62-61ot
12/18 Nevada	H W	70-64
12/20 UC Santa Barbara	A W	56-49
12/22 UC Irvine	H W	91-74
12/30 Kansas	A L	63-82
1/9 * Loyola Marymount	H W	82-65
1/14 * Santa Clara	A W	83-67
1/16 * San Francisco	A W	67-43
1/21 * Gonzaga	H L	64-107
1/23 * Portland	H L	76-82ot
1/28 * Saint Mary's	A L	65-80
1/30 * San Diego	A W	61-49
2/6 * Loyola Marymount	A W	72-62
2/11 * San Francisco	H W	68-49
2/13 * Santa Clara	H W	65-51
2/18 * Portland	A W	67-64
2/20 * Gonzaga	A L	45-87
2/25 * Saint Mary's	H L	38-52
2/27 * San Diego	H W	76-65
3/6 @ Loyola Marymount	N W	60-51
3/7 @ Saint Mary's	N W	62-56
3/8 @ Gonzaga	N L	48-76
3/18 \$ Brigham Young	A L	58-62

* West Coast Conference contest
 % at Northridge, Calif.
 # Arizona State Classic (Tempe, Ariz.)
 @ WCC Tournament (Las Vegas, Nev.)
 \$ WNIT (Provo, Utah)

2010-11

Record: 18-12 (H: 11-3, A: 7-8, N: 0-1)

WCC: 9-5 (3rd) (H: 6-1, A: 3-4)

Head Coach: Julie Rousseau

11/12 UC Santa Barbara	H W	68-56
11/14 Nevada	A L	61-66
11/17 Cal State Northridge	A W	108-74
11/19 UC Davis	H L	62-70
11/23 Boise State	H W	82-65
11/26 Temple	H W	73-69
11/28 Fresno State	A L	65-78
12/1 UC Irvine	A L	75-81
12/3 Oregon State	A W	57-54
12/7 San Diego State	H L	61-75
12/18 Cal State Fullerton	H W	80-52
12/20 Cal Poly	H W	80-45
12/28 UC Riverside	A W	65-61
1/2 Colorado State	A W	66-43
1/6 * San Diego	A W	69-52
1/8 * Saint Mary's	A L	68-72
1/13 * Gonzaga	H L	61-80
1/15 * Portland	H W	68-58ot
1/22 * Loyola Marymount	A W	66-61
1/27 * Santa Clara	A W	69-49
1/29 * San Francisco	A L	46-66
2/3 * Saint Mary's	H W	69-48
2/5 * San Diego	H W	61-55
2/10 * Portland	A L	73-78ot2
2/12 * Gonzaga	A L	59-73
2/19 * Loyola Marymount	H W	67-39
2/24 * San Francisco	H W	72-56
2/26 * Santa Clara	H W	91-75
3/5 @ San Diego	N L	68-77
3/16 \$ Oklahoma State	A L	74-81

* West Coast Conference contest
 @ WCC Tournament (Las Vegas, Nev.)
 \$ WNIT (Stillwater, Okla.)

2011-12

Record: 14-15 (H: 7-5, A: 5-9, N: 2-1)

WCC: 8-8 (5th) (H: 5-3, A: 3-5)

Head Coach: Julie Rousseau

11/13 Tennessee	A L	57-89
11/16 Cal State Fullerton	A L	51-65
11/18 Fresno State	H W	81-78ot2
11/20 Boise State	A L	57-68
11/25 # Idaho	N W	57-48
11/26 # New Mexico	A W	59-56ot
11/30 Cal Poly	A W	80-78
12/3 Cal State Northridge	H W	68-64
12/10 Oregon State	H L	52-63
12/16 UC Santa Barbara	A L	44-54
12/21 USC	H L	71-75ot
12/29 * San Francisco	A W	85-69
12/31 * Santa Clara	A W	62-56
1/5 * Gonzaga	H L	50-79
1/7 * Portland	H W	66-63
1/12 * Brigham Young	A L	56-80
1/14 * Santa Clara	H W	67-57
1/19 * San Francisco	H W	77-64
1/21 * Saint Mary's	A L	43-56
1/28 * San Diego	A L	39-70
2/2 * Brigham Young	H W	61-49
2/6 * Loyola Marymount	A W	68-59
2/11 * San Diego	H L	46-56
2/16 * Portland	A L	56-58ot
2/18 * Gonzaga	A L	40-66
2/23 * Loyola Marymount	H W	65-61
2/25 * Saint Mary's	H L	60-63
3/1 @ Loyola Marymount	N W	56-45
3/2 @ Saint Mary's	N L	63-67

* West Coast Conference contest
 # New Mexico Tour. (Albuquerque, N.M.)
 @ WCC Tournament (Las Vegas, Nev.)

2012-13

Record: 5-23 (H: 4-11, A: 1-11, N: 0-1)

WCC: 2-14 (9th) (H: 2-6, A: 0-8)

Head Coach: Julie Rousseau

11/9 UC Davis	A W	83-68
11/12 UC Riverside	H L	71-79
11/18 USC	A L	56-65
11/23 # South Dakota	H W	70-54
11/24 # Wyoming	H L	50-72
11/27 Washington	A L	51-70
12/2 Arkansas	A L	39-64
12/14 Seattle	H W	70-64
12/18 Kentucky	H L	62-80
12/21 Howard	H L	51-55
12/28 UCLA	H L	46-77
1/3 * Loyola Marymount	A L	47-65
1/10 * San Francisco	H W	71-67
1/12 * Brigham Young	A L	42-68
1/17 * Santa Clara	H L	36-38
1/19 * Saint Mary's	A L	61-72
1/24 * Gonzaga	H L	46-80
1/26 * San Diego	H L	61-79
1/31 * Portland	A L	51-57
2/2 * Gonzaga	A L	52-81
2/9 * Portland	H L	34-73
2/11 * San Diego	A L	50-71
2/16 * Brigham Young	H L	44-67
2/21 * Loyola Marymount	H L	56-58
2/23 * Santa Clara	A L	52-64
2/28 * San Francisco	A L	57-67
3/1 * Saint Mary's	H W	80-67
3/6 @ San Francisco	N L	48-80

* West Coast Conference contest
 # Pepperdine Thanksgiving Tournament (Malibu, Calif.)
 @ WCC Tournament (Las Vegas, Nev.)

2013-14

Record: 6-25 (H: 3-10, A: 2-14, N: 1-1)

WCC: 1-17 (10th) (H: 1-8, A: 0-9)

Head Coach: Ryan Weisenberg

11/8 Seattle	A W	84-73
11/11 UCLA	A L	82-78
11/14 UC Irvine	H W	76-59
11/21 South Dakota State	A L	88-55
11/23 Wyoming	A L	84-64
11/25 Oregon	A L	83-80
11/30 Long Beach State	A L	74-61
12/3 UC Santa Barbara	A L	77-69
12/6 UC Riverside	A W	81-68
12/16 Cal Poly	H L	80-77
12/21 Northern Arizona	H W	74-51
12/28 * San Diego	A L	71-43
12/30 * BYU	A L	65-50
1/2 * Santa Clara	H W	100-93
1/4 * San Francisco	H L	77-61
1/11 * Loyola Marymount	H L	76-64
1/16 * Saint Mary's	A L	71-48
1/18 * Pacific	A L	75-64
1/23 * Portland	H L	53-43
1/25 * Gonzaga	H L	69-39
2/1 * Loyola Marymount	A L	90-74
2/6 * Gonzaga	A L	86-51
2/8 * Portland	A L	78-59
2/13 * Pacific	H L	91-67
2/15 * Saint Mary's	H L	74-61
2/20 * BYU	H L	89-75
2/22 * San Diego	H L	73-46
2/27 * San Francisco	A L	75-61
3/1 * Santa Clara	A L	67-61
3/6 @ Santa Clara	N W	80-74
3/7 @ BYU	N L	51-77

* West Coast Conference contest
 @ WCC Tournament (Las Vegas, Nev.)

2014-15

Record: 8-22 (H: 2-10, A: 5-11, N: 1-1)

WCC: 3-15 (9th) (H: 2-7, A: 1-8)

Head Coach: Ryan Weisenberg

11/15 Nebraska	A L	65-100
11/19 UC Irvine	A W	76-53
11/21 # Iowa	A L	68-97
11/22 # UT Martin	N W	59-58
11/25 Cal Poly	A W	76-69
11/30 Army	H L	44-56
12/03 Long Beach State	H L	69-78
12/06 Cal State Northridge	A L	48-74
12/12 UC Santa Barbara	A W	66-44
12/16 Northern Arizona	A W	66-63
12/19 Albany	H L	36-62
12/29 * Loyola Marymount	H W	98-91(ot)
1/1 * Saint Mary's	A L	68-73
1/3 * Pacific	A L	60-77
1/8 * San Diego	H L	64-68
1/10 * BYU	H L	78-84
1/15 * Gonzaga	A L	64-73
1/17 * Portland	A L	61-80
1/22 * San Francisco	H L	58-69
1/24 * Santa Clara	H L	54-65
1/29 * Pacific	H L	59-63
1/31 * Saint Mary's	H L	49-53
2/5 * BYU	A L	58-77
2/7 * San Diego	A L	55-72
2/12 * Portland	H W	76-72
2/14 * Gonzaga	H L	56-78
2/19 * Santa Clara	A L	66-84
2/21 * San Francisco	A W	76-65
2/28 * Loyola Marymount	A L	57-74
3/5 @ Loyola Marymount	N L	67-68

* West Coast Conference contest
 # Hawkeye Challenge (Iowa City, Iowa)
 @ WCC Tournament (Las Vegas, Nev.)

2015-16

Record: 7-24 (H: 5-8, A: 1-13, N: 1-3)

WCC: 2-16 (9th) (H: 2-7, A: 0-9)

Head Coach: Ryan Weisenberg

11/13 Army	A L	53-63
11/15 Albany	A L	49-64
11/17 UNLV	A L	63-83
11/20 Cal State Fullerton	H W	81-75
11/24 # Alaska-Anchorage	A L	61-94
11/25 * George Mason	N L	63-71
11/29 UC Santa Barbara	H W	71-69
12/2 Cal Poly	H L	47-61
12/5 Denver	H W	64-60
12/8 Cal State Bakersfield	A W	76-73
12/12 New Mexico	A L	52-60
12/21 * Gonzaga	H L	57-74
12/23 * Portland	H W	74-62
1/2 * Loyola Marymount	A L	69-79
1/7 * Pacific	A L	62-65
1/9 * Saint Mary's	A L	72-88
1/14 * Santa Clara	H L	60-62
1/16 * San Francisco	H L	74-81
1/21 * San Diego	A L	55-74
1/23 * BYU	A L	64-69
1/28 * San Diego	H L	54-70
1/30 * BYU	H L	66-77
2/4 * Portland	A L	79-81
2/6 * Gonzaga	A L	39-56
2/11 * Saint Mary's	H W	62-58
2/13 * Pacific	H L	64-92
2/18 * San Francisco	A L	75-99
2/20 * Santa Clara	A L	50-84
2/27 * Loyola Marymount	H L	77-83
3/3 @ Pacific	N W	81-72
3/4 @ BYU	N L	59-72

* West Coast Conference contest
 # Great Alaska Shootout
 @ WCC Tournament (Las Vegas, Nev.)

GAME-BY-GAME RESULTS

2016-17

Record: 7-23 (H: 5-9, A: 2-13, N: 0-1)

WCC: 5-13 (T-9th) (H: 4-5, A: 1-8)

Head Coach: Ryan Weisenberg

11/13	Long Beach State	H L	41-44
11/15	UC Santa Barbara	A L	57-66
11/20	Nevada	H L	60-69
11/23	New Mexico State	A L	66-75
11/27	Duke	H L	65-99
11/29	Utah Valley	A L	65-72
12/3	Cal Poly	A L	52-62
12/6	Denver	A L	67-75
12/9	UNLV	H L	61-68
12/17	Cal State Fullerton	A W	69-58
12/19	CSU Bakersfield	H W	62-57(ot)
12/29	* Gonzaga	H W	79-69
12/31	* Portland	H L	61-71
1/5	* Loyola Marymount	A L	60-72
1/7	* San Diego	A W	55-42
1/12	* Pacific	H W	59-58
1/14	* Santa Clara	A L	40-61
1/19	* BYU	H L	47-73
1/21	* Saint Mary's	H L	60-81
1/26	* Portland	A L	55-75
1/28	* Gonzaga	A L	61-83
2/2	* San Francisco	H W	81-59
2/4	* Pacific	A L	79-80(ot)
2/9	* BYU	A L	49-88
2/11	* San Diego	H W	57-40
2/16	* Santa Clara	H L	48-69
2/18	* Loyola Marymount	H L	78-87
2/23	* Saint Mary's	A L	57-84
2/25	* San Francisco	A L	78-84
3/2	@ Pacific	N L	55-73

* West Coast Conference contest

@ WCC Tournament (Las Vegas, Nev.)



RECORDS VS. WCC OPPONENTS

BYU
(2-15)
2-5 home
0-7 away
0-3 neutral

1979-80	H W	67-66
1983-84	N L	78-98
2009-10	A L	58-62
2011-12	A L	56-80
	H W	61-49
2012-13	A L	42-68
	H L	44-67
2013-14	A L	50-65
	H L	75-89
	N L	51-77
2014-15	H L	78-84
	A L	58-77
2015-16	A L	64-69
	H L	66-77
	N L	59-72
2016-17	H L	47-73
	A L	49-88

GONZAGA
(30-37)
15-14 home
11-18 away
3-4 neutral

1987-88	H L	59-60
	A L	59-63
1988-89	H L	50-71
	A L	48-59
1989-90	A L	66-76
	H L	76-83ot
1990-91	A L	84-92ot2
	H W	78-54
1991-92	A W	73-60
	H W	97-59
1992-93	H W	93-72
	A W	70-67
1993-94	A L	62-70
	H L	69-70
1994-95	H W	85-80
	A L	62-63
1995-96	A W	81-69
	H W	89-60
1996-97	H W	86-41
	A W	72-56
1997-98	A W	84-81ot
	H W	79-59
	N W	75-56
1998-99	H W	75-49
	A W	77-64
1999-00	H W	89-67
	A W	74-68
	N W	82-71
2000-01	A W	61-56
	H W	78-55
2001-02	A W	77-69
	H W	73-66
	N W	68-64
2002-03	H W	78-63
	A W	66-60
2003-04	A L	44-75
	H W	73-62
	N L	64-66ot
2004-05	H L	54-71
	A L	51-61
	N L	40-58
2005-06	H W	59-58ot
	A L	38-55
2006-07	H L	35-58
	A W	70-56
2007-08	A L	56-68
	H L	85-92
	N L	67-77
2008-09	A L	43-66
	H W	72-62
2009-10	H L	64-107
	A L	45-87

2010-11	N L	48-76
	H L	61-80
	A L	59-73
2011-12	H L	50-79
	A L	40-66
2012-13	H L	46-80
	A L	52-81
2013-14	H L	39-69
	A L	51-86
	A L	64-73
2014-15	H L	56-78
	H L	57-74
2015-16	A L	39-56
	H W	79-69
2016-17	H W	61-83
	A L	61-83

LOYOLA MARYMOUNT
(52-27)
25-11 home
23-14 away
4-2 neutral

1980-81	H W	105-57
	A W	90-64
1981-82	H W	83-64
	A W	76-60
1982-83	A W	78-61
1983-84	A W	91-80
	N W	97-70
	H W	92-69
1984-85	A W	96-58
	H W	85-67
1985-86	A W	65-62
	H W	84-64
1986-87	A W	56-53
	H W	73-50
1987-88	H W	75-52
	A L	71-79
1988-89	A L	52-70
	H L	68-77
1989-90	A L	64-75
	H W	76-64
1990-91	H W	88-69
	A W	79-77
1991-92	A W	79-35
	H W	71-59
1992-93	A W	82-70
	H W	85-56
1993-94	H W	80-56
	A W	63-53
1994-95	A L	48-54
	H W	72-43
1995-96	H W	60-46
	A W	75-65
1996-97	A L	68-72
	H W	58-54
1997-98	H W	76-60
	A W	51-41
1998-99	A W	79-65
	H W	70-58
1999-00	H W	70-68
	A W	65-56
2000-01	A L	75-84
	H W	77-62
2001-02	H L	67-75
	A W	67-62
2002-03	A W	51-46ot
	H W	76-63
2003-04	H L	54-60
	A L	39-58
2004-05	A W	60-56
	H L	44-62
2005-06	H L	48-50
	A W	53-47
	N W	59-58
2006-07	A L	35-52
	H L	52-63
	N L	61-64ot
2007-08	H L	57-70
	A W	60-49
2008-09	H W	67-66ot
	A L	44-68
2009-10	H W	82-65
	A W	72-62
	N W	60-51
2010-11	A W	66-61
	H W	67-39
2011-12	A W	68-59
	H W	65-61
	N W	56-45
2012-13	A L	47-65
	H L	56-58
2013-14	H L	64-76
	A L	74-90
2014-15	H W	98-91ot
	A L	57-74
	N L	67-68

2015-16	A L	69-79
	H L	77-83
2016-17	A L	60-72
	H L	78-87

PACIFIC
(5-8)
3-3 home
1-4 away
1-1 neutral

1982-83	H W	97-89
2000-01	A W	71-69
2001-02	H W	82-74
2013-14	A L	64-75
	H L	67-91
2014-15	A L	60-77
	H L	59-63
2015-16	A L	62-65
	H L	64-92
	N W	81-72
2016-17	H W	59-58
	A L	79-80(ot)
	N L	55-73

PORTLAND
(36-28)
22-9 home
12-18 away
2-1 neutral

1984-85	H L	72-76
1987-88	H W	75-48
	A L	59-67
1988-89	H W	62-59
	A W	57-50
1989-90	A L	74-89
	H W	84-78
1990-91	A W	77-66
	H W	77-65
1991-92	A L	71-76
	H W	85-70
1992-93	H W	91-66
	A L	64-69
1993-94	A L	67-80
	H L	66-71
1994-95	H W	59-51
	A L	43-58
1995-96	A L	69-102
	H L	80-91
1996-97	H L	52-67
	A L	58-77
	N L	58-61ot
1997-98	A W	64-62
	H W	59-58
1998-99	H W	69-66ot
	A W	70-62
	N W	80-70
1999-00	H W	84-75
	A W	68-55
	N W	68-49
2000-01	A W	62-50
	H W	65-58
2001-02	A W	51-49
	H W	100-77
2002-03	H W	88-54
	A W	77-60
2003-04	A L	68-84
	H W	74-70
2004-05	H W	85-52
	A W	69-58
2005-06	H W	62-52
	A W	67-64
2006-07	H W	59-54
	A W	72-45
2007-08	A L	56-60
	H L	83-84ot
2008-09	A L	56-59
	H W	64-55
2009-10	H L	76-82ot
	A W	67-64
2010-11	H W	68-58ot
	A L	73-78ot2
2011-12	H W	66-63
	A L	56-58ot
2012-13	A L	51-57
	H L	34-73
2013-14	H L	43-53
	A L	59-78
2014-15	A L	61-80
	H W	76-72
2015-16	H W	74-62
	A L	79-81
2016-17	H L	61-71
	A L	55-75

SAINT MARY'S
(30-38)
18-12 home
7-23 away
5-3 neutral

1987-88	A W	62-61
	H W	76-73
1988-89	A L	63-77
	H L	74-84
1989-90	A L	71-94
	H L	73-76
1990-91	A L	62-78
	H L	77-83
1991-92	H L	72-80
	A W	56-50
1992-93	A L	79-90
	H L	79-92
1993-94	A L	58-76
	H W	84-71
1994-95	H L	61-72
	A L	51-58
1995-96	A L	76-77
	H W	71-59
	N W	48-41
1996-97	H W	89-55
	A L	58-78
1997-98	A W	58-51
	H W	77-72
	N L	56-68
1998-99	H L	73-76
	A W	60-58
	N L	69-72
1999-00	A L	47-53
	H W	83-67
2000-01	H W	58-46
	A L	68-77
2001-02	H W	80-73
	A L	69-78
2002-03	H W	78-57
	A W	89-74
2003-04	A W	58-56
	H W	57-56
2004-05	A L	64-74
	H W	67-53
	N W	57-49
2005-06	A L	54-58
	H W	69-64
	N W	70-58
2006-07	H W	76-73
	A L	64-70
	N W	71-67ot
2007-08	H W	80-67
	A W	71-64
2008-09	H W	62-56
	A L	58-76
2009-10	A L	65-80
	H L	38-52
	N W	62-56
2010-11	A L	68-72
	H W	69-48
2011-12	A L	43-56
	H L	60-63
	N L	63-67
2012-13	A L	61-72
	H W	80-67
2013-14	A L	48-71
	H L	61-74
2014-15	A L	68-73
	H L	49-53
2015-16	A L	72-88
	H W	62-58
2016-17	H L	60-81
	A L	57-84



RECORDS VS. WCC OPPONENTS

SAN DIEGO (44-34)
21-16 home
23-14 away
0-4 neutral

1978-79	H W	109-56
1979-80	A W	98-55
	H W	115-48
1980-81	A W	97-51
	H W	88-67
1981-82	A W	76-62
1982-83	H W	66-60
1983-84	A W	68-58
1984-85	H L	79-84
1985-86	H L	69-77
	A W	47-39
1986-87	A L	58-73
	H W	60-58ot
1987-88	A L	60-62ot
	H L	53-73
1988-89	A W	75-68
	H L	73-75
1989-90	H W	76-73
	A L	56-72
1990-91	H L	69-83
	A L	68-87
1991-92	H W	89-65
	A W	70-58
1992-93	A W	63-54
	H L	63-68
	N L	67-83
1993-94	H L	64-67
	A W	71-51
1994-95	A L	54-65
	H L	53-64
1995-96	H L	57-62
	A W	63-60
1996-97	A W	71-41
	H W	79-51
1997-98	A L	64-67
	H L	58-67ot
1998-99	H W	71-56
	A L	72-76
1999-00	A W	64-45
	H W	75-62
	N L	51-68
2000-01	A W	79-58
	H W	85-53
2001-02	H W	85-75
	A W	61-56
2002-03	A W	69-54
	H W	90-52
	A W	89-74
2003-04	H W	90-49
	A W	69-66
2004-05	A W	78-56
	H W	65-55
2005-06	A W	84-61
	H W	73-55
2006-07	A L	71-73
	H W	51-50
2007-08	A L	72-83
	H W	65-51
2008-09	H L	57-69
	A W	66-56
	N L	69-76
2009-10	A W	61-49
	H W	76-65ot
2010-11	A W	69-52
	H W	61-55
	N L	68-77
2011-12	A L	39-70
	H L	46-56
2012-13	H L	61-79
	A L	50-71
2013-14	A L	43-71
	H L	46-73

2014-15	H L	64-68
	A L	55-72
2015-16	A L	55-74
	H L	54-70
2016-17	A W	55-42
	H W	57-40

SAN FRANCISCO (36-39)
19-14 home
14-20 away
3-5 neutral

1977-78	N W	58-51
1978-79	N L	59-63
1981-82	A L	73-80
1982-83	N L	69-70
	H W	76-71
1984-85	A L	64-76
1985-86	A W	68-57
	H L	59-70
1986-87	A L	72-80
	H L	64-68
1987-88	H W	66-52
	A W	66-51
1988-89	A W	80-70
	H W	71-57
1989-90	A L	65-80
	H L	51-61
1990-91	A L	58-71
	H W	64-55
1991-92	H L	60-65
	A L	45-62
1992-93	A W	77-69
	H L	80-87
1993-94	H W	71-62
	A W	75-64
1994-95	A L	49-72
	H L	61-63
1995-96	H L	53-68
	A L	58-68
	N L	43-59
1996-97	A L	61-71
	H L	42-59
1997-98	H W	76-60
	A W	57-54
1998-99	A W	59-56
	H W	76-62
	N W	61-57
1999-00	H W	77-70
	A L	52-74
2000-01	H W	78-59
	A W	71-63
	N L	73-78
2001-02	H W	81-69
	A W	73-57
	N W	82-77
2002-03	H L	61-71
	A L	61-69
2003-04	A W	71-55
	H W	75-48
2004-05	A L	48-63
	H L	81-84ot2
2005-06	A L	65-69ot
	H W	75-55
2006-07	A L	65-77
	H L	60-64
2007-08	A L	75-81
	H W	72-67
2008-09	H W	73-47
	A W	55-47
2009-10	A W	67-43
	H W	68-49
2010-11	A L	46-66
	H W	72-56
2011-12	A W	85-69
	H W	77-64
2012-13	H W	71-67
	A L	57-67
	N L	48-80
2013-14	H L	61-77
	A L	61-75
2014-15	H L	58-69
	A W	76-65

2015-16	H L	74-81
	A L	75-99
2016-17	H W	81-59
	A L	84-78

SANTA CLARA (35-37)
15-17 home
13-20 away
7-0 neutral

1978-79	H W	71-52
1983-84	N W	55-54
1985-86	A L	58-72
	H L	60-72
1986-87	A L	52-66
	H L	60-62
1987-88	H W	69-60
	A W	71-60
1988-89	A L	58-61
	H W	72-59
1989-90	H W	88-75
	A W	63-62ot
1990-91	H L	71-76
	A L	49-70
1991-92	H W	62-60
	A L	69-84
	A L	60-65
1992-93	A L	60-64
	H L	61-75
1993-94	A L	63-68
	H L	57-61
1994-95	H L	49-59
	A W	89-88ot
	A L	63-76
1995-96	A W	75-65
	H L	63-78
1996-97	H L	76-79
	A L	64-65
	N W	58-56
1997-98	H L	50-76
	A L	66-77
1998-99	A L	58-73
	H W	66-54
1999-00	H W	75-71
	A W	56-54
2000-01	A L	67-79
	H L	61-63
2001-02	H W	70-60
	A L	65-69
	N W	81-77
2002-03	A W	71-65
	H W	66-64
	N W	69-57
2003-04	H W	85-62
	A W	73-53
	N W	82-77ot
2004-05	A W	80-65
	H L	53-72
2005-06	A L	62-67
	H L	74-77
	N W	71-67
2006-07	H L	60-69
	A W	77-69
2007-08	H L	66-71
	A L	81-86ot
2008-09	H W	51-48
	A W	59-49
2009-10	A W	83-67
	H W	65-51
2010-11	A W	69-49
	H W	91-75
2011-12	A W	62-56
	H W	67-57
2012-13	H L	36-38
	A L	52-64
2013-14	H W	100-93(2ot)
	A L	61-67
	N W	80-74
2014-15	H L	54-65
	A L	66-84
2015-16	H L	60-62
	A L	50-84
2016-17	A L	40-61
	H L	48-69



RECORDS VS. SELECTED OPPONENTS

ALASKA-ANCHORAGE (1-2)

1-2 away
1983-84 A L 74-76
1997-98 A W 74-52
2015-16 A L 61-94

ALBANY (1-2)

0-1 home
0-1 away
1-0 neutral
2003-04 N W 70-49
2014-15 H L 36-62
2015-16 A L 49-64

ARIZONA (2-5)

0-2 home
2-2 away
0-1 neutral
1982-83 A W 73-68
1984-85 A W 79-73
1985-86 N L 65-80
H L 63-86
2000-01 A L 65-85
2001-02 A L 77-81
2002-03 H L 68-80

ARIZONA STATE (1-3)

1-0 home
0-2 away
0-1 neutral
1978-79 H W 86-76
1982-83 A L 58-75
1983-84 N L 69-78
2009-10 A L 52-62

ARKANSAS (0-1)

0-1 away
2012-13 A L 39-64

ARMY (0-2)

0-1 home
0-1 away
2014-15 H L 44-56
2015-16 A L 53-63

BOISE STATE (2-1)

1-0 home
0-1 away
1-0 neutral
1986-87 N W 63-53
2010-11 H W 82-65
2011-12 A L 57-68

CALIFORNIA (0-6)

0-2 home
0-3 away
0-1 neutral
1980-81 A L 81-92
1981-82 A L 64-83
1983-84 N L 63-80
1991-92 A L 60-78
1992-93 H L 65-69
2006-07 H L 54-72

CAL POLY (13-7)

7-3 home
6-4 away
1976-77 A L 60-70
H L 56-58ot
1977-78 A W 79-68
1978-79 A W 72-69
H W 74-49

1980-81 H W 94-68
A L 55-63
1994-95 H W 76-55
1995-96 A W 72-63
1996-97 H W 78-43

1999-00 A W 73-55
2000-01 H W 79-64
2008-09 H W 79-72
2009-10 A L 59-62
2010-11 H W 80-45
2011-12 A W 80-78
2013-14 H L 77-80
2014-15 A W 76-69
2015-16 H L 47-61
2016-17 A L 52-62

CSU BAKERSFIELD (3-1)

2-0 home
1-1 away
2007-08 H W 95-77
2008-09 A L 51-66
2015-16 A W 76-73
2016-17 H W 62-57(ot)

CAL STATE FULLERTON (14-9)

7-5 home
6-4 away
1-0 neutral

1978-79 H L 57-59
A L 65-68
1979-80 N W 74-61
1980-81 H W 90-86
1981-82 A W 75-74
1984-85 H L 74-82
1988-89 H L 40-76
1989-90 A L 69-85
1990-91 H L 57-78
1991-92 A L 72-74
1992-93 H W 100-68
1993-94 A W 78-53
1994-95 H L 59-61
1997-98 A W 64-58
1999-00 H W 84-55
2000-01 A W 103-55
2004-05 H W 60-47
2007-08 H W 68-64
2008-09 A W 58-40
2010-11 H W 80-52
2011-12 A L 51-65
2015-16 H W 81-75
2016-17 A W 69-58

CAL STATE NORTHRIDGE (24-4)

14-0 home
9-3 away
1-1 neutral

1977-78 N L 55-58
H W 76-66
1978-79 A W 66-63
H W 71-60
1979-80 A W 78-52
H W 80-62
1980-81 H W 108-65
1989-90 H W 79-62
1990-91 A L 62-68
1991-92 H W 77-55
1992-93 A W 66-59
H W 80-72
1993-94 A W 82-46
1994-95 A W 67-39
H W 77-65
1995-96 H W 81-54
1997-98 A W 72-63
1998-99 H W 90-86
1999-00 A L 62-69

2000-01 H W 94-68
2001-02 A W 64-48
2002-03 H W 92-49
2004-05 N W 63-42
2006-07 A W 84-66
2007-08 H W 70-38
2010-11 A W 108-74
2011-12 H W 68-64
2014-15 A L 48-74

COLORADO (0-3)

0-1 home
0-1 away
0-1 neutral
1980-81 H L 67-71
2007-08 A L 53-65
2008-09 N L 55-63

COLORADO STATE (3-3)

1-1 home
2-2 road
1987-88 H W 68-52
1989-90 A W 55-50
1993-94 H L 53-59
1994-95 A L 70-82
2004-05 A L 58-64
2010-11 A W 66-43

CONNECTICUT (0-4)

0-2 home
0-2 away
1999-00 A L 58-101
2000-01 H L 63-98
2002-03 A L 48-109
2003-04 H L 53-84

COPPIN STATE (2-1)

2-0 home
0-1 away
1996-97 H W 78-44
2007-08 A L 55-60
2008-09 H W 54-36

DENVER (1-1)

1-0 home
0-1 away
2015-16 H W 64-60
2016-17 A L 67-75

DETROIT (0-1)

0-1 away
2005-06 A L 64-72

DUKE (0-2)

0-1 home
0-1 neutral
1995-96 N L 70-108
2016-17 H L 65-99

FAIRLEIGH DICKINSON (1-0)

1-0 home
2003-04 H W 77-54

FRESNO STATE (7-6)

4-2 home
0-4 away
3-0 neutral
1977-78 N W 58-39
1978-79 N W 72-52
1980-81 H W 84-56
1983-84 N W 83-80
1984-85 H L 50-73
1992-93 H W 86-55

1993-94 A L 61-67
1997-98 A L 49-59
1998-99 H W 69-61
2004-05 A L 38-58
2006-07 H L 59-68
2010-11 A L 65-78
2011-12 H W 81-78ot2

GEORGE MASON (1-1)

1-1 neutral
1986-87 N W 75-73
2015-16 N L 63-71

GEORGE WASHINGTON (1-1)

1-0 home
0-1 away
2001-02 H W 74-72
2007-08 A L 68-82

GEORGIA STATE (1-0)

1-0 neutral
2004-05 N W 58-41

HAWAII (4-6)

2-3 home
1-3 away
1-0 neutral
1979-80 H W 91-68
1980-81 H W 83-52
1981-82 N W 79-53
H L 77-79
1982-83 H L 62-63
1983-84 H L 65-74
1984-85 A L 65-69
1992-93 A L 66-80
2000-01 A L 46-68
2008-09 A W 65-52

HOFSTRA (1-1)

0-1 home
1-0 neutral
2003-04 N W 52-50
2005-06 H L 59-75

HOWARD (0-1)

0-1 home
2012-13 H L 51-55

IDAHO (4-1)

1-1 home
1-0 away
2-0 neutral
1984-85 H L 65-77
1986-87 N W 68-61
1995-96 H W 83-78ot
1996-97 A W 56-47
2011-12 N W 57-48

ILLINOIS (0-2)

0-2 away
2001-02 A L 71-77ot
2003-04 A L 41-84

INDIANA STATE (0-1)

0-1 home
2005-06 H L 73-91

IOWA (0-1)

0-1 away
2014-15 A L 68-97

IOWA STATE (1-2)

1-1 home
0-1 away
1989-90 H L 66-70
2006-07 H W 52-46
2007-08 A L 59-70

KANSAS (0-4)

0-2 home
0-2 away
1995-96 H L 59-60
2005-06 A L 60-73
2008-09 H L 54-82
2009-10 A L 63-82

KANSAS STATE (0-2)

0-1 home
0-1 away
1980-81 H L 80-84
2004-05 A L 53-85

KENTUCKY (0-2)

0-2 home
1990-91 H L 64-73
2012-13 H L 62-80

LONG BEACH STATE (3-13)

2-6 home
1-6 away
0-1 neutral
1978-79 H L 63-78
A L 65-69
1979-80 N L 55-93
1980-81 A L 73-92
H L 57-80
1981-82 H L 70-83
1982-83 A L 52-92
1983-84 H L 51-94
1984-85 A L 66-92
1996-97 H W 80-55
1997-98 A W 61-44
2005-06 A L 75-81ot2
2006-07 H W 69-42
2013-14 A L 61-74
2014-15 H L 69-78
2016-17 H L 41-44

LOUISIANA TECH (0-3)

0-1 home
0-1 away
0-1 neutral
1978-79 H L 63-87
1987-88 N L 61-72
2002-03 A L 60-94

MICHIGAN STATE (0-2)

0-1 home
0-1 away
2003-04 H L 55-71
2005-06 A L 64-82

MONTANA (0-2)

0-1 home
0-1 away
1985-86 A L 41-62
2004-05 H L 51-61

NEBRASKA (0-1)

0-1 away
2014-15 A L 65-100

NEVADA (5-6)

4-2 home
1-4 away
1984-85 A L 69-75
1985-86 H W 85-71
A L 54-75
1986-87 H W 66-52
A W 79-65
1996-97 H W 70-47
1999-00 A L 55-70
2000-01 H L 92-93
2009-10 H W 70-64
2010-11 A L 61-66
2016-17 H L 60-69

NEW MEXICO (3-2)

1-2 away
2-0 neutral
1978-79 N W 77-61
1979-80 N W 80-72
1998-99 A L 69-81
2011-12 A W 59-56ot
2015-16 A L 52-60

NEW MEXICO ST. (1-1)

1-0 home
0-1 away
1987-88 H W 77-73
2016-17 A L 66-75

NORTHERN ARIZONA (7-3)

4-0 home
2-3 away
1-0 neutral
1984-85 H W 67-62
A L 74-83
1987-88 A L 42-55
1991-92 H W 92-69
1994-95 A L 63-73
2000-01 N W 87-61
2008-09 A W 75-60
2009-10 H W 96-67
2013-14 H W 74-51
2014-15 A W 66-63

OKLAHOMA (1-3)

1-2 home
0-1 neutral
1981-82 H W 75-70
1983-84 H L 69-85
2003-04 H L 77-95
2005-06 N L 66-78

OKLAHOMA STATE (1-2)

0-1 home
1-1 away
1987-88 H L 76-81
2002-03 A W 67-64
2010-11 A L 74-81

OREGON (1-3)

1-2 home
0-1 away
1982-83 H L 79-85
1985-86 H L 70-83
1987-88 H W 67-66
2013-14 A L 80-83

OREGON STATE (2-2)

0-2 home
1-0 away
1-0 neutral
1979-80 N W 74-59



RECORDS VS. SELECTED OPPONENTS

1992-93 H L 60-77
 2010-11 A W 57-54
 2011-12 H L 52-63

PITTSBURGH (0-1)
 0-1 home

2005-06 H L 64-79

PORTLAND STATE (4-0)
 2-0 home
 1-0 away
 1-0 neutral

1978-79 N W 69-48
 1997-98 H W 69-48
 2002-03 A W 79-65
 2003-04 H W 67-50

PROVIDENCE (1-0)
 1-0 home

2009-10 H W 64-51

PURDUE (1-1)
 1-1 home

1985-86 H L 65-71
 2009-10 H W 64-59

QUINNIPIAC (1-0)
 1-0 home

2002-03 H W 101-60

RHODE ISLAND (1-1)
 1-1 home

1999-00 H W 82-61
 2006-07 H L 66-85

RUTGERS (1-1)
 1-0 home
 0-1 away

2006-07 H W 75-73ot
 2007-08 A L 45-55

SAN DIEGO STATE (7-13)
 4-5 home
 3-6 away
 0-2 neutral

1976-77 N L 45-62
 1977-78 A W 72-71ot
 H W 75-64
 1978-79 A W 69-63
 H W 60-44
 1979-80 N L 46-65
 1980-81 H L 61-78
 A L 52-58
 1981-82 H L 50-75
 A L 52-58
 1982-83 H W 62-59
 1983-84 A L 82-95
 H L 81-103
 1994-95 A L 56-59
 1995-96 H L 62-74
 1996-97 A L 51-66
 2005-06 H W 70-56
 2006-07 A L 53-64
 2009-10 A W 62-61ot
 2010-11 H L 61-75

SAN JOSE STATE (2-0)
 1-0 home
 1-0 away

2008-09 H W 75-46
 2009-10 A W 83-66

SEATTLE (2-0)
 1-0 home

2012-13 H W 70-64
 2013-14 A W 84-73

SETON HALL (1-0)
 1-0 away

1999-00 A W 77-67

SOUTH DAKOTA (1-0)
 1-0 home

2012-13 H W 70-54

SOUTH DAKOTA ST (0-1)
 2012-13 H W 70-54

SOUTHERN (2-0)
 1-0 home
 1-0 neutral

1997-98 N W 79-51
 2005-06 H W 64-53

ST. JOHN'S (1-0)
 1-0 home

2002-03 H W 89-60

STANFORD (1-8)
 0-3 home
 1-5 away

1981-82 A L 42-82
 1982-83 A L 70-85
 1983-84 H L 69-73
 1984-85 A W 71-65
 2001-02 H L 63-75
 2002-03 A L 58-91
 2003-04 H L 61-69
 2004-05 A L 49-85
 2009-10 A L 50-99

TCU (0-3)
 0-1 home
 0-1 away
 0-1 neutral

1984-85 N L 60-68ot
 2003-04 H L 69-86
 2006-07 A L 56-74

TEMPLE (1-1)
 1-1 home

1985-86 H L 69-89
 2010-11 H W 73-69

TENNESSEE (0-1)
 0-1 away

2011-12 A L 57-89

TENNESSEE TECH (1-1)
 1-0 home
 0-1 neutral

2004-05 N L 48-63
 2006-07 H W 91-62

TEXAS A&M (1-3)
 1-1 home
 0-2 away

1980-81 H W 101-91
 2000-01 A L 65-74
 2006-07 A L 48-72
 2008-09 H L 60-70

TEXAS-ARLINGTON

(1-1)
 0-1 home
 1-0 away

2006-07 A W 64-62ot
 2007-08 H L 54-64

TEXAS TECH (0-2)
 0-1 away
 0-1 neutral

1986-87 N L 63-70
 2003-04 A L 83-95

TOLEDO (1-1)
 1-0 home
 0-1 neutral

1985-86 N L 54-65
 2002-03 H W 64-58

TULANE (0-2)
 0-1 home
 0-1 away

1996-97 H L 49-58
 2004-05 A L 49-62

UC DAVIS (3-1)
 0-1 home
 1-0 away
 2-0 neutral

1976-77 N W 39-35
 1986-87 N W 72-40
 2010-11 H L 62-70
 2012-13 A W 83-68

UC IRVINE (22-11)
 11-3 home
 10-6 away
 1-1 neutral

1975-76 L 29-72
 1976-77 H W 66-55
 1977-78 H W 89-47
 A W 52-47
 N W 62-39
 1979-80 H W 84-50
 A W 73-55
 1981-82 H W 75-59
 1982-83 A W 73-71ot
 H W 78-68
 1983-84 A L 63-74
 H L 70-80
 A L 64-72
 1984-85 H L 76-84
 A L 52-54
 1985-86 A L 54-58
 1986-87 H L 52-58
 A W 61-52
 1988-89 N L 60-73
 A L 61-82
 1989-90 H W 71-54
 1990-91 A W 72-60
 1991-92 H W 78-61
 1992-93 A W 82-60
 1993-94 H W 54-52
 1994-95 A W 59-56
 2000-01 A W 66-59
 2001-02 H W 72-61
 2003-04 A W 71-47
 2009-10 H W 91-74
 2010-11 A L 75-81
 2013-14 H W 76-59
 2014-15 A W 76-53

UCLA (3-16)
 2-6 home
 1-9 away
 0-1 neutral

1981-82 A L 76-93
 1984-85 A L 49-74

1986-87 H L 57-71
 1987-88 A L 54-77
 1988-89 A L 68-76
 1989-90 H L 63-76
 1990-91 A L 79-95
 1991-92 H L 67-80
 1992-93 N L 52-100
 1998-99 A L 51-85
 1999-00 H L 67-86
 2000-01 A W 78-56
 2002-03 H W 88-67
 2004-05 H L 61-74
 2005-06 A L 56-95
 2007-08 H W 91-79
 2008-09 A L 55-66
 2012-13 H L 46-77
 2013-14 A L 78-82

UC RIVERSIDE (12-3)
 7-2 home
 4-1 away
 1-0 neutral

1976-77 H W 61-50
 A W 59-52
 N W 66-54
 1977-78 H W 93-44
 1978-79 A W 74-60
 H W 102-50
 1985-86 H L 63-65
 1990-91 H W 84-67
 1995-96 H W 84-59
 2003-04 H W 70-57
 2005-06 H W 51-44
 2006-07 A L 51-65
 2009-10 H L 72-80
 2010-11 A W 65-61
 2012-13 H L 71-79
 2013-14 A W 81-68

UC SANTA BARBARA (18-15)
 10-5 home
 7-9 road
 1-1 neutral

1976-77 N L 60-68
 A L 52-53
 H L 54-62
 1977-78 A W 56-52
 1978-79 N W 84-55
 A W 74-67
 H L 66-70
 1980-81 A L 81-85
 1981-82 H W 78-70
 1982-83 A W 70-60
 H W 88-58
 1983-84 A W 81-72
 H W 86-59
 1984-85 A L 69-72ot
 H W 89-69
 1987-88 H W 93-57
 1988-89 A L 71-74
 1989-90 H W 65-52
 1990-91 A L 80-90
 1991-92 H L 66-70
 1992-93 A W 84-78
 1993-94 H W 75-62
 2005-06 A L 60-70
 2006-07 H L 67-78
 2007-08 A L 63-65
 2008-09 H W 76-57
 2009-10 A W 56-49
 2010-11 H W 68-56
 2011-12 A L 44-54
 2013-14 H L 69-77
 2014-15 A W 66-44
 2015-16 H W 71-69
 2016-17 A L 57-66

UNLV (2-6)

0-3 home
2-3 away
 1976-77 A L 53-108
 1977-78 H L 66-79
 1978-79 A L 97-107
 1981-82 A W 70-68
 1993-94 H L 63-64
 2006-07 A W 57-42
 2015-16 A L 63-83
 2016-17 H L 61-68

USC (0-18)
 0-9 home
 0-8 away
 0-1 neutral

1977-78 H L 71-73
 1978-79 N L 53-55
 A L 53-55
 1979-80 A L 64-90
 H L 89-98
 1980-81 A L 79-88
 1981-82 H L 52-85
 1982-83 H L 62-105
 A L 56-90
 1984-85 A L 58-69
 1985-86 H L 50-94
 1988-89 H L 74-75ot
 1992-93 A L 61-76
 2000-01 A L 60-78
 2002-03 H L 63-64
 2007-08 A L 52-55
 2008-09 H L 55-69
 2011-12 H L 71-75ot
 2012-13 A L 56-65

UT MARTIN (1-0)
 1-0 neutral

2014-15 N W 59-58

UTAH STATE (4-0)
 2-0 home
 2-0 neutral

1977-78 H W 81-71
 1985-86 N W 103-85
 1986-87 H W 78-61
 2009-10 N W 67-46

UTAH VALLEY (0-1)
 0-1 away

2016-17 A L 65-72

VANDERBILT (0-1)
 0-1 home

2004-05 H L 46-78

WASHINGTON (1-4)
 0-1 home
 1-2 away
 0-1 neutral

1992-93 N L 64-84
 2003-04 A L 59-71
 2007-08 A W 74-56
 2008-09 H L 53-67
 2012-13 A L 51-70

WASHINGTON STATE (1-1)
 1-0 home
 0-1 away

1983-84 H W 78-75
 2005-06 A L 57-66

WISCONSIN (1-0)
 1-0 home

2002-03 H W 76-67ot

WRIGHT STATE (1-0)
 1-0 home

2004-05 H W 79-68

WYOMING (3-6)
 3-2 home
 0-3 away
 0-1 neutral

1982-83 H L 72-88
 1984-85 H W 81-68
 1986-87 N L 51-56
 1989-90 A L 67-68
 1990-91 H W 75-37
 1994-95 A L 53-66
 1995-96 H W 86-64
 2012-13 H L 50-72
 2013-14 A L 84-64

XAVIER (0-1)
 0-1 home

2002-03 H L 54-62



FIRESTONE FIELDHOUSE



Firestone Fieldhouse opened on Nov. 30, 1973, and it has long been the home of the Pepperdine women's basketball program. Since the 1976-77 season, which spans the last 41 seasons, the Waves have compiled a 333-225 (.597) record in the Fieldhouse.

Pepperdine has posted 29 winning seasons at home and just 11 sub-.500 seasons. All told, the Waves have posted a double-digit win total 16 times, including seven consecutive from 1997-2003. The single-season record for home victories

came during the 1980-81 campaign when Pepperdine posted a 15-4 record.

The first home victory on record came against Cal State Los Angeles on Dec. 4, 1976.

The multi-use facility, named in honor of Mr. Leonard K. Firestone, was officially dedicated by President Gerald R. Ford on September 20, 1975. Firestone Fieldhouse has a listed capacity of 3,104, although 4,500 packed the gym in February 1976 to witness the men's basketball team defeat nationally ranked UNLV, 93-91.

YEAR-BY-YEAR IN FIRESTONE FIELDHOUSE

Year	W	L	Pct
1976-77	6	4	.600
1977-78	10	2	.833
1978-79	14	4	.737
1979-80	12	1	.923
1980-81	15	4	.789
1981-82	8	4	.667
1982-83	7	5	.583
1983-84	5	7	.417
1984-85	5	7	.417
1985-86	2	12	.143
1986-87	8	5	.615
1987-88	10	3	.769
1988-89	5	8	.385
1989-90	10	6	.625
1990-91	9	6	.600
1991-92	12	4	.750
1992-93	8	6	.571
1993-94	8	6	.571
1994-95	6	5	.545
1995-96	8	8	.500
1996-97	10	4	.714
1997-98	10	3	.769
1998-99	10	3	.769
1999-00	10	2	.833
2000-01	10	3	.769
2001-02	12	3	.800
2002-03	12	4	.750
2003-04	9	6	.600
2004-05	5	7	.417
2005-06	8	5	.615
2006-07	7	8	.467
2007-08	7	5	.583
2008-09	10	5	.667
2009-10	8	4	.667
2010-11	11	3	.786
2011-12	7	5	.583
2012-13	4	11	.267
2013-14	3	10	.231
2014-15	2	10	.167
2015-16	5	8	.385
2016-17	5	9	.357
41 Seasons	333	225	.597





P

BASKETBALL

