



CAREER RECORDS

POINTS

Rk	Name	Total
1.	Kelsey Kahle (2005-09)	2,049
2.	Laurie Northrop (1988-92)	1,801
3.	Kristi Smith (1992-96)	1,709
4.	Sidney Rielly (2016-19)	1,501
5.	Kim Manifesto (1992-96)	1,446
6.	Sheri VanLoo (1980-84)	1,427
7.	Claire Faucher (2006-10)	1,399
8.	Eryn Jones (2008-12)	1,350
9.	Ashley Bolston (2016-19)	1,334
10.	Kelli Valentine (2007-11)	1,298

SCORING AVERAGE

Minimum 500 Points

Rk	Name	Avg
1.	C.J. Sealey (1981-83)	19.6
2.	Sheri Stemple (1991-93)	17.9
3.	Kelsey Kahle (2005-09)	16.8
4.	Sheri VanLoo (1980-84)	16.6
5.	Laurie Northrop (1988-92)	16.1
6.	Kristi Smith (1992-96)	15.3
	Sidney Rielly (2016-19)	15.3
8.	Ashley Bolston (2016-19)	14.8
9.	P.J. Hall (1993-95)	14.6
10.	Cathy Kuntz (1984-89)	14.3

FIELD GOALS MADE

Rk	Name	Total
1.	Kelsey Kahle (2005-09)	723
2.	Kristi Smith (1992-96)	704
3.	Laurie Northrop (1988-92)	681
4.	Sheri VanLoo (1980-84)	579
5.	Kim Manifesto (1992-96)	563
6.	Sidney Rielly (2016-19)	554
7.	Kelli Valentine (2007-11)	540
8.	Rena Aschoff (1989-93)	512
9.	Claire Faucher (2006-10)	466
10.	Cathy Kuntz (1984-89)	465

FIELD GOALS ATTEMPTED

Rk	Name	Total
1.	Kelsey Kahle (2005-09)	1,479
2.	Laurie Northrop (1988-92)	1,319
3.	Sheri VanLoo (1980-84)	1,273
4.	Kylie Jimenez (2017-21)	1,263
5.	Claire Faucher (2006-10)	1,259
6.	Kristi Smith (1992-96)	1,258
7.	Kelli Valentine (2007-11)	1,217
8.	Sidney Rielly (2016-19)	1,155
9.	Kim Manifesto (1992-96)	1,120
10.	Eryn Jones (2008-12)	1,111

FIELD GOAL PCT.

Minimum 400 Attempts

Rk	Name	Avg
1.	Kristi Smith (1992-96)	.560
2.	Lynn Holzfuss (1977-80)	.534
3.	Sheri Stemple (1991-93)	.530
4.	Courtney West (2016-19)	.524
5.	Laurie Northrop (1988-91)	.516
6.	Sandra Howell (1985-88)	.506
7.	Kim Manifesto (1992-96)	.503
8.	Tatiana Streun (2016-21)	.501
9.	Michelle Bateman (1988-90)	.494
10.	Kelsey Kahle (2005-09)	.489

3-PT FIELD GOALS MADE

Rk	Name	Total
1.	Michele Hughes (1987-91)	256
2.	Eryn Jones (2008-2012)	226

3.	Jada Lewis (2019-23)	206
4.	Kylie Jimenez (2017-21)	198
5.	Claire Faucher (2006-10)	185
6.	Karrin Wilson (1996-00)	183
7.	Sidney Rielly (2016-19)	143
8.	Desirae Hansen (2018-21)	140
9.	Emily Easom (2012-15)	136
10.	Kelly Marchant (2007-11)	127

3-PT FIELD GOAL ATTEMPTS

Rk	Name	Total
1.	Michele Hughes (1987-91)	650
2.	Kylie Jimenez (2017-21)	606
3.	Claire Faucher (2006-10)	581
4.	Eryn Jones (2008-12)	559
5.	Jada Lewis (2019-23)	551
6.	Karrin Wilson (1996-00)	537
7.	Emily Easom (2012-15)	422
8.	Sidney Rielly (2016-19)	382
9.	Desirae Hansen (2018-21)	375
10.	Kelly Marchant (2007-11)	371

3-PT FIELD GOAL PCT.

Min. 50 3-PT Attempts; Two years played

Rk	Name	Avg
1.	P.J. Hall (1993-95)	.438
2.	Carey Rockey (1992-96)	.411
3.	Eryn Jones (2008-12)	.404
4.	Michele Hughes (1987-91)	.394
5.	Courtney VanBrocklin (2010-13)	.383
6.	Sidney Rielly (2016-19)	.374
	Jada Lewis (2019-23)	.374
8.	Jennifer Buscher (1995-98)	.373
	Desirae Hansen (2018-21)	.373
10.	Angela Hewlett (1990-92)	.372

FREE THROWS MADE

Rk	Name	Total
1.	Kelsey Kahle (2005-09)	600
2.	Laurie Northrop (1988-92)	439
3.	Ashley Bolston (2016-19)	406
4.	Courtney VanBrocklin (2010-13)	318
5.	Kristi Smith (1992-96)	300
6.	Kim Manifesto (1992-96)	294
	Cathy Kuntz (1984-89)	294

8.	Sheri Stemple (1991-93)	287
9.	Claire Faucher (2006-10)	282
10.	Stacey Liebl (1983-87)	279

FREE THROWS ATTEMPTED

Rk	Name	Total
1.	Kelsey Kahle (2005-09)	752
2.	Laurie Northrop (1988-92)	571
3.	Ashley Bolston (2016-19)	488
4.	Claire Faucher (2006-10)	426
5.	Cathy Kuntz (1984-89)	418
6.	Kim Manifesto (1992-96)	416
7.	Stacey Liebl (1983-87)	399
8.	Karen Johnson (1980-84)	382
9.	Sheri Stemple (1991-93)	381
10.	Courtney VanBrocklin (2010-13)	377

FREE THROW PCT.

Minimum 100 Free Throw Attempts

Rk	Name	Avg
1.	Kiana Brown (2017-18)	.898
2.	Nikki Petticrew (1999-03)	.866
3.	Eryn Jones (2008-2012)	.863
4.	Courtney VanBrocklin (2010-12)	.844
	Rena Aschoff (1989-93)	.844
6.	<b>Esmeralda Morales (2021-Pres.)</b>	<b>.838</b>
7.	Ashley Bolston (2016-19)	.832
8.	Jenny Hoselton (1994-98)	.827
9.	Kylie Jimenez (2017-21)	.826
10.	Corey James (2015-19)	.814

REBOUNDS

Rk	Name	Total
1.	Kelsey Kahle (2005-09)	879
2.	Sarah Hedgepeth (2000-04)	872
3.	Kristi Smith (1992-96)	814
4.	Karen Johnson (1980-84)	809
5.	Laurie Northrop (1988-92)	764
6.	Courtney West (2016-19)	726
7.	Sheri VanLoo (1980-84)	645
8.	Kelli Valentine (2007-11)	636
9.	Tatiana Streun (2016-21)	622
10.	Hiedi Hatcher (1997-01)	612



Portland State's all-time scorer and rebounder, Kelsey Kahle is the only player in program history to score over 2,000 career points.





REBOUNTING AVERAGE

Minimum 300 Rebounds

Rk	Name	Total
1.	Angela Misa (2012-14)	9.8
2.	Pam Mollet (1977-79)	9.0
3.	Karen Johnson (1980-84)	8.1
	Sarah Hedgepeth (2000-04)	8.1
5.	Sheri Stemple (1991-93)	7.8
6.	Courtney West (2016-19)	7.6
7.	Sheri VanLoo (1980-84)	7.5
	Dona McCanlies (1984-86)	7.5
9.	Linda McLellan (1978-81)	7.4
10.	Kristi Smith (1992-96)	7.3

ASSISTS

Rk	Name	Total
1.	Claire Faucher (2006-10)	829
2.	Kim Manifesto (1992-96)	698
3.	Kylie Jimenez (2017-21)	538
4.	Angela Hewlett (1990-92)	452
5.	Michele Hughes (1987-91)	437
6.	Delores Krumm (1978-82)	406
7.	Eryn Jones (2008-12)	398
8.	Ashley Bolston (2016-19)	381
9.	Katie Rose (1992-96)	346
10.	Brenda Skinner (1977-81)	344

STEALS

Rk	Name	Total
1.	Kim Manifesto (1992-96)	525
2.	Kylie Jimenez (2017-21)	283
3.	Claire Faucher (2006-10)	282
4.	Kelsey Kahle (2005-09)	252
5.	Laurie Northrop (1988-92)	223
6.	Ashley Bolston (2016-19)	216
7.	Angela Hewlett (1990-92)	208
8.	Delores Krumm (1978-82)	197
9.	Monique Zampera (1996-00)	194
10.	Cathy Kuntz (1984-89)	179

BLOCKED SHOTS

Rk	Name	Total
1.	Courtney West (2016-19)	260
2.	Jordan Stotler (2018-20)	146
3.	Kelli Chandler-Read (1994-97)	118
4.	Rena Aschoff (1989-93)	116
5.	Pia Jurhar (2015-19)	103
6.	Sheri Stemple (1991-93)	101
7.	Kelsey Kahle (2005-09)	98
	Katy Wade (2008-11)	98
9.	Karen Johnson (1980-84)	92
10.	Courtney Cremer (2007-11)	85

10-POINT GAMES

Rk	Name	Total
1.	Kelsey Kahle (2005-09)	100
2.	Laurie Northrop (1988-92)	92
3.	Kristi Smith (1992-96)	89
4.	Sidney Rielly (2016-19)	74
5.	Claire Faucher (2006-10)	73
6.	Courtney VanBrocklin (2009-13)	71
7.	Kim Manifesto (1992-96)	70
	Cathy Kuntz (1984-89)	70
9.	Eryn Jones (2008-12)	69
10.	Ashley Bolston (2016-19)	67

20-POINT GAMES

Rk	Name	Total
1.	Kelsey Kahle (2005-09)	43
2.	Sheri VanLoo (1980-84)	34
3.	Laurie Northrop (1988-92)	29
4.	Sidney Rielly (2016-19)	26
5.	Sheri Stemple (1991-93)	25
6.	Kristi Smith (1992-96)	24



Claire Faucher, who led PSU to the 2010 Big Sky tournament title, remains the school and conference leader with 829 career assists. (Photo by Larry Lawson)

7.	Ashley Bolston (2016-19)	22
8.	Stacey Liebl (1983-87)	19
9.	Kim Manifesto (1992-96)	18
	Cathy Kuntz (1984-89)	18

30-POINT GAMES

Rk	Name	Total
1.	Kelsey Kahle (2005-09)	7
2.	Sheri VanLoo (1980-84)	6
	Kristi Smith (1992-96)	6
4.	Laurie Northrop (1988-92)	4
	C.J. Sealey (1981-83)	4
6.	Stacey Libel (1983-87)	3
	Sheri Stemple (1991-93)	3
	Sidney Rielly (2016-19)	3
9.	Kelly Marchant (2007-11)	2
	Rena Aschoff (1989-93)	2

GAMES PLAYED

Rk	Name	Total
1.	Kelli Valentine (2007-11)	127
	Lexi Bishop (2007-11)	127
	Eryn Jones (2008-12)	127
4.	Kelly Marchant (2007-11)	125
5.	Kelsey Kahle (2005-09)	122
	Kylie Jimenez (2017-21)	122
7.	Pia Jurhar (2016-19)	121
8.	Kim Manifesto (1992-96)	119
	Tatiana Streun (2016-21)	119
10.	Carey Rockey (1992-96)	118

GAMES STARTED

Rk	Name	Total
1.	Kelsey Kahle (2005-09)	122
	Kylie Jimenez (2017-21)	122
3.	Kim Manifesto (1992-96)	118
4.	Kelli Valentine (2007-11)	110
5.	Claire Faucher (2006-10)	108
6.	Michele Hughes (1987-91)	107
7.	Laurie Northrop (1988-92)	103
8.	Kristi Smith (1992-96)	101
9.	Sarah Hedgepeth (2000-04)	96
10.	Sidney Rielly (2016-19)	95
	Courtney West (2016-19)	95

DOUBLE-DOUBLES

Records only from 2006-Present

Rk	Name	Total
1.	Claire Faucher (2006-10)	21
2.	Kelsey Kahle (2005-09)*	18
3.	Angela Misa (2011-14)	14
4.	Cici West (2014-17)	13
5.	Courtney West (2016-19)	12
6.	Tatiana Streun (2016-21)	11
7.	Jordan Stotler (2018-20)	10
	Kate Lanz (2010-14)	10
	Kelli Valentine (2007-11)	10
10.	Courtney VanBrocklin (2009-13)	6

Bold - Denotes active player

\* - Incomplete Total





SEASON RECORDS

POINTS

Rk	Name	Total
1.	Laurie Northrop (1991-92)	643
2.	Kristi Smith (1994-95)	577
3.	Sheri Stemple (1992-93)	571
4.	Sheri VanLoo (1981-82)	562
5.	Sheri Stemple (1991-92)	556
	Kelsey Kahle (2006-07)	556
7.	Kelsey Kahle (2008-09)	546
9.	Sheri VanLoo (1982-83)	544
9.	Stacey Liebl (1986-87)	541
10.	Kelsey Kahle (2008-09)	538

SCORING AVERAGE

Rk	Name	Avg
1.	Karen Strong (1975-76)	22.1
2.	Sheri VanLoo (1982-83)	20.1
3.	Stacey Liebl (1986-87)	20.0
4.	Cathy Kuntz (1988-89)	19.7
	Sheri Stemple (1992-93)	19.7
6.	Sheri VanLoo (1981-82)	19.4
7.	Karen Strong (1976-77)	19.1
8.	Laurie Northrop (1991-92)	18.9
9.	Kelsey Kahle (2006-07)	18.5
10.	C.J. Sealey (1982-83)	18.3

FIELD GOALS MADE

Rk	Name	Total
1.	Laurie Northrop (1991-92)	257
2.	Kristi Smith (1994-95)	236
	Sheri VanLoo (1981-82)	236
4.	Renaе Aschoff (1992-93)	224
5.	Kristi Smith (1995-96)	215
6.	Stacey Liebl (1986-87)	214
7.	Sheri VanLoo (1982-83)	212
8.	Sheri Stemple (1991-92)	211
9.	Sheri Stemple (1992-93)	209
10.	Sidney Rielly (2016-17)	204

FIELD GOALS ATTEMPTED

Rk	Name	Total
1.	Sheri VanLoo (1981-82)	519
2.	Renaе Aschoff (1992-93)	479
3.	Stacey Liebl (1986-87)	458
4.	C.J. Sealey (1982-83)	455
5.	Laurie Northrop (1991-92)	436
6.	Sheri Stemple (1992-93)	433
7.	Sheri VanLoo (1982-83)	424
8.	Kelsey Kahle (2006-07)	416
9.	P.J. Hall (1994-95)	415
10.	Claire Faucher (2009-10)	403

FIELD GOAL PCT.

Minimum 100 Attempts

Rk	Name	Avg
1.	Lynn Holzfuss (1977-78)	.633
2.	Shauneice Samms (2010-11)	.613
3.	Kristi Smith (1994-95)	.599
4.	Laurie Northrop (1991-92)	.589
5.	Sheri Stemple (1991-92)	.588
6.	Staci Wilson (1993-94)	.585
7.	Kristi Smith (1995-96)	.554
8.	Courtney West (2018-19)	.552
9.	Tatiana Streun (2017-18)	.549
10.	Carrie Mitchell (2002-03)	.547

3-PT FIELD GOALS MADE

Rk	Name	Total
1.	Michele Hughes (1989-90)	89
2.	Claire Faucher (2009-10)	80
	Jada Lewis (2022-23)	80

4.	Esmeralda Morales (2022-23)	77
5.	Eryn Jones (2011-12)	76
6.	Eryn Jones (2010-11)	73
7.	Michele Hughes (1990-91)	70
8.	Jada Lewis (2021-22)	65
9.	Belle Frazier (2019-20)	64
10.	Kylie Jimenez (2019-20)	63

3-PT FIELD GOAL ATTEMPTS

Rk	Name	Total
1.	Claire Faucher (2009-10)	243
2.	Michele Hughes (1989-90)	214
3.	Jada Lewis (2022-23)	211
4.	Michele Hughes (1990-91)	195
5.	Eryn Jones (2011-12)	192
6.	Jada Lewis (2021-22)	183
	Esmeralda Morales (2022-23)	183
8.	Katia Hadj-Hamou (2008-09)	176
	Emily Easom (2014-15)	176
	Kylie Jimenez (2018-19)	176

3-POINT FG PCT.

Minimum 50 3-PT Attempts

Rk	Name	Avg
1.	P.J. Hall (1993-94)	.470
2.	Katie Rose (1993-94)	.447
3.	Eryn Jones (2010-11)	.435
4.	Angela Hewlett (1991-92)	.433
5.	Courtney VanBrocklin (2012-13)	.432
6.	Delaney Conway (2007-08)	.430
7.	Esmeralda Morales (2022-23)	.421
8.	P.J. Hall (1994-95)	.420
9.	Michele Hughes (1988-89)	.418
	Heather Arns (2006-07)	.418

FREE THROWS MADE

Rk	Name	Total
1.	Kelsey Kahle (2006-07)	180
2.	Kelsey Kahle (2005-06)	159
3.	Kelsey Kahle (2008-09)	154
4.	Sheri Stemple (1992-93)	153
5.	Ashley Bolston (2016-17)	144
6.	Ashley Bolston (2018-19)	142
7.	Angela Hewlett (1991-92)	138
8.	Sheri Stemple (1991-92)	134

9.	Laurie Northrop (1991-92)	129
10.	Bridget Smith (1987-88)	122

FREE THROWS ATTEMPTED

Rk	Name	Total
1.	Kelsey Kahle (2006-07)	231
2.	Sheri Stemple (1992-93)	201
3.	Kelsey Kahle (2005-06)	196
4.	Kelsey Kahle (2008-09)	186
5.	Sheri Stemple (1991-92)	180
6.	Ashley Bolston (2016-17)	174
7.	Ashley Bolston (2018-19)	173
8.	Dona McCanlies (1985-86)	171
	Bridget Smith (1987-88)	171
10.	Laurie Northrop (1991-92)	169

FREE THROW PCT.

Minimum 50 Free Throw Attempts

Rk	Name	Avg
1.	Esmeralda Morales (2021-22)	.911
2.	Eryn Jones (2011-12)	.911
3.	Courtney VanBrocklin (2011-12)	.901
4.	Kiana Brown (2016-17)	.898
5.	Corey James (2015-16)	.893
6.	Renaе Aschoff (1992-93)	.882
7.	Kelly Marchant (2009-10)	.871
8.	Nikki Petticrew (2000-01)	.867
9.	Kylie Jimenez (2019-20)	.859
10.	Eryn Jones (2010-11)	.858

REBOUNDS

Rk	Name	Total
1.	Cici West (2015-16)	286
2.	Kristi Smith (1994-95)	271
3.	Laurie Northrop (1991-92)	269
4.	Linda McLellan (1980-81)	262
5.	Courtney West (2017-18)	255
6.	Sarah Hedgepeth (2002-03)	252
7.	Kristi Smith (1993-94)	248
8.	Sheri Stemple (1992-93)	247
9.	Courtney West (2016-17)	246
10.	Sheri VanLoo (1981-82)	245
	Karen Johnson (1981-82)	245



Kelsey Kahle and Laurie Northrop after Kahle broke Northrop's PSU career scoring record on Jan. 17, 2009.





REBOUNDBING AVERAGE

Table with 2 columns: Rk Name, Avg. Lists rebounding averages for 10 players from Karen Strong to Angela Misa.

ASSISTS

Table with 2 columns: Rk Name, Total. Lists total assists for 9 players from Angela Hewlett to Kylie Jimenez.

STEALS

Table with 2 columns: Rk Name, Total. Lists total steals for 10 players from Kim Manifesto to Kylie Jimenez.

BLOCKED SHOTS

Table with 2 columns: Rk Name, Total. Lists total blocked shots for 10 players from Jordan Stotler to Jordan Stotler.

DOUBLE-DOUBLES

Records only from 2006-Present

Table with 2 columns: Rk Name, Total. Lists double-doubles for 7 players from Claire Faucher to Tatiana Streun.

SINGLE-GAME RECORDS

POINTS

Table with 2 columns: Rk Name, Points. Lists single-game point records for 10 players from C.J. Sealey to Laurie Northro.

FIELD GOALS MADE

Table with 2 columns: Rk Name, Points. Lists field goals made for 5 players from C.J. Sealey to Kristi Smith.

FIELD GOALS ATTEMPTED

Table with 2 columns: Rk Name, Points. Lists field goals attempted for 5 players from Renae Aschoff to Esmeralda Morales.

FIELD GOAL PCT.

Table with 2 columns: Rk Name, Points. Lists field goal percentages for 10 players from Sandra Howell to Kelsey Kahle.

3-PT FIELD GOALS MADE

Table with 2 columns: Rk Name, Points. Lists 3-point field goals made for 2 players from Michele Hughes to Emily Easom.

3-PT FIELD GOAL ATTEMPTS

Table with 2 columns: Rk Name, Points. Lists 3-point field goal attempts for 2 players from Michele Hughes to 15 times.

3-PT FIELD GOAL PCT.

Minimum 5 Makes

Table with 2 columns: Rk Name, Points. Lists 3-point field goal percentages for 7 players from Michele Hughes to Pepperdine.

FREE THROWS MADE

Table with 2 columns: Rk Name, Points. Lists free throws made for 13 players from Kelsey Kahle to Ashley Bolston.

FREE THROWS ATTEMPTED

Table with 2 columns: Rk Name, Points. Lists free throws attempted for 2 players from Kelsey Kahle to Kelsey Kahle.





# RECORD BOOK

- Ashley Bolston  
vs. Kennesaw State \_\_\_\_\_ 12/20/16
- 17 Sandy Cerkan  
vs. Oregon State \_\_\_\_\_ 12/29/86
- 16 Brenda Skinner  
vs. Washington State \_\_\_\_\_ 1/19/80
- Cathy Kuntz  
vs. Boise State \_\_\_\_\_ 2/11/89
- Carey Rockey  
vs. Grand Canyon \_\_\_\_\_ 1/27/94

## FREE THROW PERCENTAGE

### Minimum 10 Attempts

- 1.000 Angela Hewlett (14-14)  
vs. Idaho \_\_\_\_\_ 1/6/92
- Kiana Brown (14-14)  
vs. Idaho State \_\_\_\_\_ 1/18/18
- Sheri VanLoo (13-13)  
vs. Montana \_\_\_\_\_ 2/5/83
- Linda McLellan (12-12)  
vs. Washington \_\_\_\_\_ 1/27/81
- Sheri Stemple (12-12)  
vs. Portland \_\_\_\_\_ 1/5/93
- Kelsey Kahle (12-12)  
vs. Oregon State \_\_\_\_\_ 12/13/05
- Kelsey Kahle (12-12)  
vs. Utah Valley \_\_\_\_\_ 12/29/08
- Emily Easom (12-12)  
at E. Washington \_\_\_\_\_ 1/15/15
- Sidney Rielly (12-12)  
vs. Montana State \_\_\_\_\_ 3/12/19
- Stacey Liebl (10-10)  
vs. Boise State \_\_\_\_\_ 12/9/82
- Dona McCanlies (10-10)  
vs. Montana \_\_\_\_\_ 2/16/85
- Kim Manifesto (10-10)  
vs. Alaska Anchorage \_\_\_\_\_ 2/15/96
- Courtney VanBrocklin (10-10)  
vs. UC Davis \_\_\_\_\_ 12/19/11
- Ashley Bolston (10-10)  
vs. UC Irvine \_\_\_\_\_ 12/3/16
- Tatiana Streun (10-10)  
at Idaho State \_\_\_\_\_ 1/23/21
- Esmeralda Morales (10-10)  
at Eastern Washington \_\_\_\_\_ 2/4/23

## REBOUNDS

- 23 Linda McLellan  
vs. San Jose State \_\_\_\_\_ 12/17/80
- 21 Angela Misa  
vs. Butler \_\_\_\_\_ 11/24/12
- 20 Linda McLellan  
vs. Montana State \_\_\_\_\_ 2/21/81
- 19 Linda McLellan  
vs. Portland \_\_\_\_\_ 12/11/80
- 18 Sheri VanLoo  
vs. Idaho \_\_\_\_\_ 2/10/83
- Cici West  
vs. Portland \_\_\_\_\_ 11/24/15
- Cici West  
vs. Idaho \_\_\_\_\_ 1/30/16
- 17 Kristi Smith  
vs. Pacific \_\_\_\_\_ 11/29/93
- Sarah Hedgepeth  
vs. Montana State \_\_\_\_\_ 3/6/03
- Sarah Hedgepeth  
vs. Eastern Washington \_\_\_\_\_ 2/21/04
- Angela Misa  
vs. Sacramento State \_\_\_\_\_ 2/9/13

## ASSISTS

- 19 Claire Faucher  
at Idaho State \_\_\_\_\_ 2/14/08

- 17 P.J. Hall  
vs. Pacific (Ore.) \_\_\_\_\_ 11/29/93
- Claire Faucher  
vs. Cal State Northridge \_\_\_\_\_ 11/23/07
- 16 Angela Hewlett  
vs. Boise State \_\_\_\_\_ 1/30/92
- Claire Faucher  
vs. Sacramento State \_\_\_\_\_ 1/25/07
- Claire Faucher  
at Portland \_\_\_\_\_ 11/20/07
- 15 Claire Faucher  
vs. Idaho State \_\_\_\_\_ 1/27/07

## STEALS

- 11 Kim Manifesto  
vs. Humboldt State \_\_\_\_\_ 12/5/94
- 10 Claire Faucher  
at Montana State \_\_\_\_\_ 3/5/09
- Delores Krumm  
vs. Alaska Anchorage \_\_\_\_\_ 2/19/82
- Kim Manifesto  
vs. Grand Canyon \_\_\_\_\_ 2/27/93
- Kim Manifesto  
vs. Western New Mexico \_\_\_\_\_ 1/19/95

## BLOCKED SHOTS

- 9 Courtney West  
vs. Southern Utah \_\_\_\_\_ 1/17/19
- Jordan Stotler  
vs. Tennessee \_\_\_\_\_ 12/21/19
- 8 Courtney West  
vs. Sacramento State \_\_\_\_\_ 1/28/17
- Courtney West  
vs. North Dakota \_\_\_\_\_ 3/3/17
- Jordan Stotler  
at Sacramento State \_\_\_\_\_ 3/6/20
- 7 Sherri Ives  
vs. Western Oregon \_\_\_\_\_ 2/13/90
- Kari Kockler  
vs. Southern Utah \_\_\_\_\_ 1/26/91
- Katy Wade  
vs. Oregon State \_\_\_\_\_ 12/29/09
- Jordan Stotler  
at Weber State \_\_\_\_\_ 1/20/20

## OPPONENT SINGLE-GAME RECORDS

### POINTS

- 41 Gretchen Meinhardt,  
U. of the Pacific \_\_\_\_\_ 12/31/90
- 40 Beyonce Bea,  
Idaho \_\_\_\_\_ 3/2/22

## REBOUNDS

- 22 Angel Petrich,  
Seattle Pacific \_\_\_\_\_ 12/5/87
- 22 Isnelle Natabou,  
Sacramento State \_\_\_\_\_ 1/15/22

## PORTLAND STATE 1,000-POINT / 500-REBOUND CLUB

PLAYER	YEARS	POINTS	REBOUNDS
Karen Johnson	1980-84	1,127	809
Sheri VanLoo	1980-84	1,427	645
Stacy Liebl	1983-87	1,147	536
Laurie Northrop	1988-92	1,801	764
Renae Aschoff	1989-93	1,172	538
Kristi Smith	1992-96	1,709	814
Sarah Hedgepeth	2000-04	1,197	872
Kelsey Kahle	2005-09	2,049	879
Claire Faucher	2006-10	1,399	546
Kelli Valentine	2007-11	1,298	636





MISCELLANEOUS RECORDS

SEASON HIGHS/LOWS

Table with 3 columns: Stat, Total, Year. Rows include Points (2,963), Fewest Points (1,256), Scoring Avg. (87.1), Low Scoring Avg. (54.7), FGs Made (1,119), FGs Attempted (2,224), FG Pct. (.503), Low FG Pct. (.354), 3-PT FGs Made (261), 3-PT FGs Att. (728), 3-PT FG Pct. (.429), Low 3-PT FG Pct. (.249), FTs Made (629), FTs Attempted (850), FT Pct. (.792), Low FT Pct. (.618), Rebounds (1,387), Low Rebounds (820), Rebound Avg. (45.7), Low Rebound Avg. (30.6), Assists (899), Blocked Shots (179), Steals (478), Turnovers (690).

GAME HIGHS/LOWS

- Points: 137, vs. Pacific (Ore.), 11/29/93
Points in a Half: 78, vs. Pacific (Ore.), 11/29/93
Fewest Points: 24, at Oregon State, 12/07/08
Combined Points: 223, at Sacramento State, 1/02/16
Margin in Win: 77 (114-37), vs. Concordia (Ore.), 2/17/90
Margin of Loss: 71 (33-104), at Princeton, 12/19/14
FGs Made: 61, vs. Pacific (Ore.), 11/29/93
FG Attempts: 105, vs. Pacific (Ore.), 11/29/93
FG Percentage: .656, (42-64), vs. Alaska Fairbanks, 2/21/92
3-PT FGs Made: 15, 3x (last vs. Montana State, 3/5/23)
3-PT FG Attempts: 36, vs. Montana State, 2/21/22
3-PT FG Percentage (min. 6 attempts): 1.000, (6-6), vs. Southern Utah, 11/25/89
FTs Made: 38, vs. Idaho, 1/06/92
FT Attempts: 51, vs. Jacksonville State, 12/16/94
FT Percentage (Min 15 Made): 1.000, (19-19) vs. Idaho, 3/13/19; 1.000, (18-18) vs. Southern Utah, 1/26/91; 1.000, (18-18) at UC Davis, 11/30/19
Rebounds: 71, vs. Pacific (Ore.), 11/29/93
Assists: 47, vs. Pacific (Ore.), 11/29/93
Blocked Shots: 14, vs. St. Martin's, 11/20/92
Steals: 37, vs. Concordia (Ore.), 11/28/92

INDIVIDUAL RECORDS

CONSECUTIVE GAMES WITH A 3-PT FIELD GOAL

- 32 Michelle Hughes, 2/10/90 to 2/25/91
CONSECUTIVE FIELD GOALS MADE
14 Laurie Northrop, 1/8/92 to 1/11/92
CONSECUTIVE FREE THROWS MADE
35 Kiana Brown, 11/28/17 to 1/20/18
MOST FIELD GOALS IN A GAME - NO MISSES
7 Leah Cox vs. Chico State, 12/17/92; Erin Yankus at Sacramento State, 1/2/10; Shauneice Samms vs. Tulane, 11/27/10; Courtney West vs. Montana, 1/5/19

TRIPLE-DOUBLES

- Kim Manifesto vs. Humboldt State, 12/5/94
20 points, 10 assists, 11 steals
Claire Faucher vs. Montana, 3/8/08
21 points, 11 rebounds, 10 assists
Claire Faucher vs. Northern Colorado, 3/13/08
14 points, 10 rebounds, 10 assists
Claire Faucher at Montana State, 3/5/09
20 points, 10 rebounds, 10 steals
Kate Lanz at Eastern Washington, 12/29/13
22 points, 11 rebounds, 10 assists
Ashley Bolston vs. UC Davis, 11/16/18
21 points, 12 rebounds, 11 assists
Ashley Bolston vs. Portland, 12/1/18
19 points, 10 rebounds, 12 assists

ATTENDANCE RECORDS

TOP HOME ATTENDANCE FIGURES

- (Peter W. Stott Center until 2016-17; Viking Pavilion from 2018-Present)
Opponent (Date) Att. Result
1. #23 Tennessee (12/21/19) 1,748 L, 61-88
2. Southern Utah (2/22/14) 1,500 L, 79-86
No. Colorado (3/1/14) 1,500 W, 57-51
4. Montana (1/29/09) 1,411 W, 72-62
5. Idaho State (2/13/99) 1,056 W, 65-59
6. Oakland City (1/5/96) 1,031 W, 94-61
7. Montana State (2/27/99) 1,011 W, 69-62
8. Idaho State (3/9/13) 1,003 L, 61-54
9. CSUN (2/25/00) 970 L, 48-50
10. E. Washington (2/6/99) 923 W, 79-57

TOP ATTENDANCE FIGURES (Anywhere)

- Opponent (Date) Att. Result
1. Oregon (12/17/16)# 9,728 L, 46-90
2. New Mexico (12/15/01) 7,728 L, 41-82
3. N. Dakota St. (3/25/95)1 7,138 L, 85-98
4. Oregon (3/22/19)3 6,523 L, 40-78
5. Oregon (12/18/99)# 6,377 L, 42-79
6. N. Dakota St. (3/27/92)2 6,131 L, 59-93
7. Gonzaga (12/6/13) 5,316 L, 47-96
8. Gonzaga (12/2/17) 5,298 L, 52-91
9. Gonzaga (12/7/14) 5,204 L, 41-73
10. Missouri State (11/29/06) 4,890 L, 69-82

- # - Played at the Rose Garden/Moda Center
1 - 1995 NCAA Division II Championship Game
2 - 1992 NCAA Division II Semifinal Game
3 - 2019 NCAA Tournament First Round

STOTT CENTER / VIKING PAVILION RECORDS

- TEAM
Wins, Season 16-2x, 1991-92 & 1993-94
Win Streak 50, 1/21/93 to 2/24/96

- Points, Game 137, vs. Pacific, 11/29/93
Points, Combined 216, 116-100 vs. Texas A&I, 1/8/92

INDIVIDUAL SINGLE-GAME POINTS

- 41 Kelsey Kahle vs. Sacramento St., 1/25/07
POINTS-OPPOSING PLAYER
40 Beyonce Bea vs. Idaho, 3/2/22
REBOUNDS
18 Cici West vs. Portland, 11/24/15; Cici West vs. Idaho, 1/30/16
ASSISTS
17 Claire Faucher vs. CSUN, 11/23/07; P.J. Hall vs. Pacific, 11/29/93

STEALS

- 10 Delores Krumm vs. Ak-Anchorage, 2/19/82; Kim Manifesto vs. Grand Canyon, 2/27/93

BLOCKED SHOTS

- 9 Courtney West vs. Southern Utah, 1/17/19; Jordan Stotler vs. Tennessee, 12/21/19

3-POINT FIELD GOALS MADE

- 8 Michele Hughes vs. Pacific, 1/19/91; E. Morales vs. Warner Pacific, 11/9/21

COMEBACKS (since 2006-07)

- Largest Deficit Overcome
20 vs Montana State, 1/8/10 (41-21)
19 vs Eastern Washington, 1/27/11 (37-18)
Largest Halftime Deficit (Start of Half)
15 at Portland, 12/15/19; 15 vs Montana State, 1/8/10
Largest 2nd Half Deficit (Anytime)
16 vs Montana State, 1/8/10 (42-26, 44-28)
Largest 4th Quarter Deficit (Start of Qtr)
9 vs Montana State, 1/3/19 (44-35)
Largest 4th Quarter Deficit (Anytime)
11 at Southern Utah, 3/5/21 (54-43, 5:36 left)

QUARTER/HALF RECORDS (since 2006-07)

- Points in a Quarter (Overall)
32 vs Corban, 12/12/15 (1st Qtr)
Points in the First Quarter
32 vs Corban, 12/12/15
Points in the Second Quarter
30 at Sacramento State, 1/2/16)
Points in the Third Quarter
30 at Northern Arizona, 1/12/23
Points in the Fourth Quarter
30 3x (last at Eastern Washington, 2/4/23)
Points in an Overtime Period
18 at UC Irvine, 12/16/17
Fewest Points Allowed in a Quarter
2 2x (last vs Evergreen, 12/20/22 (3rd Qtr)
Fewest Points Scored in a Quarter
2 2x (last vs No Colorado, 3/1/17, 3rd Qtr)
Fewest Combined Points in a Quarter
8 at Grand Canyon, 12/11/18 (4-4, 2nd Qtr)
Most Points Allowed in a Quarter
35 at Kansas City, 11/15/19 (2nd Qtr)
Points in a Half
58 2x (last at SAC, 1/29/11, 1st Half)
Fewest Points Allowed in a Half
7 vs Multnomah, 11/25/17 (1st Half)
Points in a Quarter (Individual)
16 Sidney Rielly vs Montana, 1/5/19 (1st Qtr)
Points in a Half (Individual)
26 Kelsey Kahle vs SAC, 1/25/07 (1st Half)
25 3x (last Sidney Rielly vs UP, 12/1/18, 1H)





# 1,000-POINT SCORERS




**KELSEY KAHLE** **1**  
**2005-2009**  
**2,049 POINTS**

YEAR	GP	PTS	AVG
2005-06	28	484	17.3
2006-07	30	556	18.5
2007-08	31	463	14.9
2008-09	33	546	16.5
<b>TOTALS</b>	<b>122</b>	<b>2,049</b>	<b>16.8</b>



**ERYN JONES** **8**  
**2008-2012**  
**1,350 POINTS**

YEAR	GP	PTS	AVG
2008-09	33	183	5.5
2009-10	33	338	10.2
2010-11	32	444	13.9
2011-12	29	385	13.3
<b>TOTALS</b>	<b>127</b>	<b>1,350</b>	<b>10.6</b>



**SARAH HEDGEPETH** **15**  
**2000-2004**  
**1,197 PTS**

YEAR	GP	PTS	AVG
2000-01	28	196	7.0
2001-02	29	331	11.4
2002-03	28	348	12.4
2003-04	23	322	14.0
<b>TOTALS</b>	<b>108</b>	<b>1,197</b>	<b>11.1</b>



**LAURIE NORTROP** **2**  
**1988-1992**  
**1,801 POINTS**

YEAR	GP	PTS	AVG
1988-89	26	378	14.5
1989-90	27	390	14.4
1990-91	25	390	15.6
1991-92	34	643	18.9
<b>TOTALS</b>	<b>112</b>	<b>1,801</b>	<b>16.1</b>



**ASHLEY BOLSTON** **9**  
**2016-19**  
**1,334 POINTS**

YEAR	GP	PTS	AVG
2016-17	33	521	15.8
2017-18	24	398	16.6
2018-19	33	415	12.6
<b>TOTALS</b>	<b>90</b>	<b>1,334</b>	<b>14.8</b>



**RENAE ASCHOFF** **16**  
**1989-1993**  
**1,172 POINTS**

YEAR	GP	PTS	AVG
1989-90	22	72	3.3
1990-91	27	206	7.6
1991-92	34	369	10.9
1992-93	29	525	18.1
<b>TOTALS</b>	<b>112</b>	<b>1,172</b>	<b>10.5</b>




**KRISTI SMITH** **3**  
**1992-1996**  
**1,709 POINTS**

YEAR	GP	PTS	AVG
1992-93	21	179	8.5
1993-94	29	444	15.3
1994-95	32	577	18.0
1995-96	30	509	17.0
<b>TOTALS</b>	<b>112</b>	<b>1,709</b>	<b>15.3</b>



**KELLI VALENTINE** **10**  
**2007-11**  
**1,298 POINTS**

YEAR	GP	PTS	AVG
2007-08	31	303	9.8
2008-09	33	376	11.4
2009-10	32	288	9.0
2010-11	31	331	10.7
<b>TOTALS</b>	<b>127</b>	<b>1,298</b>	<b>10.2</b>



**STACEY LIEBL** **17**  
**1983-1987**  
**1,147 POINTS**

YEAR	GP	PTS	AVG
1983-84	27	80	2.9
1984-85	27	198	7.3
1985-86	26	328	12.6
1986-87	27	541	20.0
<b>TOTALS</b>	<b>107</b>	<b>1,147</b>	<b>10.7</b>



**SIDNEY RIELLY** **4**  
**2016-19**  
**1,501 POINTS**

YEAR	GP	PTS	AVG
2016-17	33	519	15.7
2017-18	32	519	16.2
2018-19	33	463	14.0
<b>TOTALS</b>	<b>98</b>	<b>1,501</b>	<b>15.3</b>



**KYLIE JIMENEZ** **11**  
**2017-21**  
**1,279 POINTS**

YEAR	GP	PTS	AVG
2017-18	32	285	8.9
2018-19	33	381	11.5
2019-20	32	388	12.1
2020-21	25	225	9.0
<b>TOTALS</b>	<b>122</b>	<b>1,279</b>	<b>10.5</b>



**KAREN JOHNSON** **18**  
**1980-1984**  
**1,127 POINTS**

YEAR	GP	PTS	AVG
1980-81	22	121	5.5
1981-82	28	413	14.8
1982-83	26	306	11.8
1983-84	24	287	12.0
<b>TOTALS</b>	<b>100</b>	<b>1,127</b>	<b>11.3</b>



**KIM MANIFESTO** **5**  
**1992-1996**  
**1,446 POINTS**

YEAR	GP	PTS	AVG
1992-93	29	187	6.4
1993-94	29	325	11.2
1994-95	32	507	15.8
1995-96	29	427	14.7
<b>TOTALS</b>	<b>119</b>	<b>1,446</b>	<b>12.2</b>



**CATHY KUNTZ** **12**  
**1984-1989**  
**1,240 POINTS**

YEAR	GP	PTS	AVG
1984-85	27	326	12.1
1985-86	19	227	11.9
1986-87	20	273	13.7
1988-89	21	414	19.7
<b>TOTALS</b>	<b>87</b>	<b>1,240</b>	<b>14.3</b>



**SHERI STEMPLER** **19**  
**1991-1993**  
**1,127 POINTS**

YEAR	GP	PTS	AVG
1991-92	34	556	16.4
1992-93	29	571	19.7
<b>TOTALS</b>	<b>63</b>	<b>1,127</b>	<b>17.9</b>




**SHERI VANLOO** **6**  
**1980-1984**  
**1,427 POINTS**

YEAR	GP	PTS	AVG
1980-81	24	183	7.6
1981-82	29	562	19.4
1982-83	27	544	20.1
1983-84	6	138	23.0
<b>TOTALS</b>	<b>86</b>	<b>1,427</b>	<b>16.6</b>



**MICHELE HUGHES** **13**  
**1987-1991**  
**1,237 POINTS**

YEAR	GP	PTS	AVG
1987-88	26	286	11.0
1988-89	27	288	10.7
1989-90	27	346	12.8
1990-91	27	317	11.7
<b>TOTALS</b>	<b>107</b>	<b>1,237</b>	<b>11.6</b>



**DESIRAE HANSEN** **20**  
**2018-21**  
**1,021 POINTS**

YEAR	GP	PTS	AVG
2018-19	33	251	7.6
2019-20	32	456	14.3
2020-21	25	314	12.6
<b>TOTALS</b>	<b>90</b>	<b>1,021</b>	<b>11.3</b>



**CLAIRE FAUCHER** **7**  
**2006-10**  
**1,399 POINTS**

YEAR	GP	PTS	AVG
2006-07	21	171	8.1
2007-08	31	421	13.6
2008-09	33	371	11.2
2009-10	32	138	13.6
<b>TOTALS</b>	<b>117</b>	<b>1,399</b>	<b>12.0</b>



**COURTNEY VANBROCKLIN** **14**  
**2010-2013**  
**1,211 POINTS**

YEAR	GP	PTS	AVG
2010-11	31	415	13.4
2011-12	29	384	13.2
2012-13	28	412	14.7
<b>TOTALS</b>	<b>88</b>	<b>1,211</b>	<b>13.8</b>





# YEAR-BY-YEAR TEAM STATISTICS

YEAR	G	W-L	HOME	AWAY	OT	FGM-FGA	PCT.	3PM-3PA	PCT.	FTM-FTA	PCT.	REB	AVG.	AST	TO	BLK	STL	PTS	AVG.
1975-76	32	19-13	-	-	0-0														
1976-77	27	22-5	-	-	3-0														
1977-78	20	9-11	-	-	-	504-1,290	.391			248-401	.618	913	<b>45.7</b>	246	466	103	159	1,256	62.8
1978-79	25	11-14	7-6	4-8	1-0	677-1,660	.408			313-502	.624	932	37.3	392	651	111	323	1,667	66.7
1979-80	25	9-16	4-9	5-7	0-0	687-1,746	.393			363-548	.658	983	39.3	328	787	-	-	1,711	68.4
1980-81	24	7-17	4-9	3-6	0-0	615-1,634	.376			337-497	.678	976	40.6	328	632	77	281	1,533	63.8
1981-82	29	6-23	5-10	1-13	1-0	784-1,933	.406			325-488	.666	886	30.6	454	678	74	359	1,893	65.3
1982-83	27	12-15	7-5	5-10	0-1	738-1,682	.439			398-570	.698	1,009	37.4	417	566	68	246	1,874	69.4
1983-84	27	4-23	4-10	0-13	0-0	635-1,567	.405			288-441	.653	878	32.5	384	557	64	204	1,569	58.1
1984-85	27	11-16	8-7	3-6	1-0	684-1,586	.430			404-613	.659	1,050	38.9	377	503	72	239	1,742	64.5
1985-86	26	8-18	5-7	3-11	0-0	668-1,624	.411			424-629	.674	1,031	39.6	349	531	69	217	1,760	67.7
1986-87	27	13-14	10-3	3-11	0-0	759-1,765	.430			434-621	.699	1,030	38.1	453	529	60	255	1,952	72.3
1987-88	26	7-19	4-6	3-13	1-0	699-1,651	.423	51-135	.378	379-601	.631	1,054	40.5	449	503	91	212	1,828	70.3
1988-89	27	14-13	10-2	4-11	0-0	701-1,637	.428	78-200	.390	476-640	.744	1,024	37.9	499	520	84	231	1,956	72.4
1989-90	27	17-10	10-2	7-8	1-0	773-1,702	.454	96-253	.379	419-591	.709	1,085	40.2	602	530	114	238	2,061	76.3
1990-91	27	19-8	11-1	8-7	0-0	782-1,813	.431	122-368	.332	515-696	.740	1,157	42.9	579	490	93	309	2,201	81.5
1991-92	34	31-3	16-0	15-3	0-0	<b>1,119-2,224</b>	<b>*.503</b>	96-257	.374	<b>629-850</b>	.740	<b>1,387</b>	40.8	<b>899</b>	<b>690</b>	<b>179</b>	471	<b>2,963</b>	<b>87.1</b>
1992-93	29	21-8	10-1	11-7	1-0	850-1,914	.444	47-189	.249	482-647	.745	1,211	41.8	633	635	137	449	2,229	76.9
1993-94	29	26-3#	17-0#	9-3	1-0	943-1,933	.488	96-224	<b>*.429</b>	501-687	.729	1,249	43.1	728	593	107	423	2,483	85.6
1994-95	32	26-6	14-0	12-6	0-0	998-2,137	.467	130-348	.374	500-700	.714	1,324	41.4	746	628	167	<b>478</b>	2,626	82.1
1995-96	30	25-5	13-0	12-5	0-0	894-1,929	.463	139-356	.390	442-604	.732	1,205	40.2	676	518	105	370	2,369	79.0
1996-97	25	11-14	6-5	5-9	0-0	482-1,362	.354	105-350	.300	298-429	.695	1,008	40.3	351	526	76	181	1,367	54.7
1997-98	27	10-17	8-3	2-14	2-1	625-1,665	.375	159-510	.312	269-400	.673	1,057	39.1	390	528	52	246	1,678	62.1
1998-99	28	18-10	10-4	8-6	1-0	697-1,672	.417	149-469	.318	356-508	.701	1,129	40.3	452	526	87	201	1,899	67.8
1999-00	27	9-18	5-8	4-8	0-0	539-1,498	.360	128-395	.324	300-476	.630	933	34.6	331	504	48	267	1,506	55.8
2000-01	28	4-24	1-12	3-11	0-1	585-1,554	.376	86-284	.303	338-464	.728	971	34.7	339	553	78	224	1,594	56.9
2001-02	29	11-18	9-4	1-13	2-0	631-1,670	.378	107-371	.288	398-548	.726	1,123	38.7	356	608	75	235	1,767	60.9
2002-03	28	13-15	9-3	4-10	0-2	619-1,581	.392	105-322	.326	370-498	.743	1,034	36.9	370	562	107	278	1,713	61.2
2003-04	28	6-22	3-10	2-11	0-1	603-1,570	.384	60-233	.258	375-517	.725	1,001	35.8	331	539	110	235	1,641	58.6
2004-05	26	3-23	1-11	2-12	0-0	540-1,509	.358	89-298	.299	279-386	.723	820	31.5	301	511	45	266	1,448	55.7
2005-06	28	12-16	8-4	4-11	0-1	714-1,817	.393	108-354	.305	431-588	.733	1,005	35.9	409	482	64	311	1,967	70.2
2006-07	30	12-18	10-4	2-11	1-1	760-1,889	.402	120-352	.341	460-665	.692	1,113	37.1	446	560	103	365	2,100	70.0
2007-08	31	22-9	13-1	7-8	1-2	863-1,955	.441	198-562	.352	415-573	.724	1,182	38.1	535	496	76	280	2,339	75.5
2008-09	33	23-10	12-2	10-8	0-3	855-2,051	.417	191-603	.317	413-562	.735	1,288	39.0	509	543	110	267	2,314	70.1
2009-10	33	18-15	11-4	4-8	0-1	841-2,074	.405	237-728	.326	316-470	.672	1,250	37.9	478	541	139	308	2,235	67.7
2010-11	32	20-12	14-2	5-10	1-0	778-1,942	.401	198-583	.340	419-589	.711	1,235	38.6	442	508	114	262	2,173	67.9
2011-12	29	15-14	9-5	4-9	0-0	726-1,808	.402	154-442	.348	408-515	<b>.792</b>	1,114	38.4	395	460	92	219	2,014	69.4
2012-13	29	12-17	6-8	5-8	2-1	669-1,787	.374	131-412	.318	352-515	.683	1,167	40.2	373	510	77	252	1,821	62.8
2013-14	29	8-21	6-10	2-11	0-0	668-1,660	.402	141-448	.315	406-600	.677	1,038	35.8	418	497	64	157	1,883	64.9
2014-15	29	4-25	3-11	1-14	0-0	578-1,555	.372	121-418	.289	350-525	.667	950	32.8	315	507	68	153	1,627	56.1
2015-16	30	4-26	3-12	1-13	0-0	683-1,910	.358	169-563	.300	471-680	.693	1,275	42.5	386	674	101	268	2,006	66.9
2016-17	33	16-17	8-4	4-10	1-0	835-1,857	.450	144-461	.312	455-624	.729	1,253	38.0	523	660	163	263	2,269	68.8
2017-18	32	19-13	10-2	7-10	1-1	814-1,868	.436	200-557	.359	493-627	.786	1,206	37.7	488	488	130	256	2,321	72.5
2018-19	33	25-8	14-3	8-5	3-0	855-1,986	.431	196-566	.346	429-543	.790	1,289	39.1	569	489	174	322	2,335	70.8
2019-20	32	16-16	8-6	7-8	1-2	785-1,922	.408	<b>261-699</b>	.373	412-521	.791	1,171	36.6	483	458	132	252	2,243	70.1
2020-21	25	12-13	7-6	4-6	1-1	565-1,494	.378	174-563	.309	293-395	.742	894	35.8	322	362	68	241	1,597	63.9
2021-22	29	5-24	4-11	0-12	1-1	634-1,713	.370	188-632	.297	269-356	.756	974	33.6	340	449	57	234	1,725	59.5
2022-23	31	15-16	10-5	3-10	2-0	678-1,733	.391	232-662	.350	291-397	.733	976	31.5	375	417	49	249	1,879	60.6

**BOLD** - Single-season High  
 \* - Indicates led nation  
 # - Includes forfeit win





# YEAR-BY-YEAR LEADERS

YEAR	POINTS		SCORING		REBOUNDS		REBOUND AVERAGE	
	PLAYER	TOTAL	PLAYER	TOTAL	PLAYER	TOTAL	PLAYER	RPG
1977-78	Pam Mollet	280	Pam Mollet	14.0	Pam Mollet	201	Pam Mollet	10.1
1978-79	Pam Mollet	323	Pam Mollet	12.9	Pam Mollet	202	Pam Mollet	8.1
1979-80	Delores Krumm	267	Delores Krumm	10.6	Suzanne Hannam	203	Suzanne Hannam	8.1
1980-81	Linda McLellan	350	Linda McLellan	14.5	Linda McLellan	262	Linda McLellan	10.9
1981-82	Sheri VanLoo	562	Sheri VanLoo	19.4	VanLoo/Johnson	245	Karen Johnson	8.8
1982-83	Sheri VanLoo	544	Sheri VanLoo	20.1	Sheri VanLoo	233	Sheri VanLoo	8.6
1983-84	Cindy Christensen	342	Cindy Christensen	12.7	Karen Johnson	171	Karen Johnson	7.1
1984-85	Dona McCanlies	363	Dona McCanlies	13.4	Dona McCanlies	188	Dona McCanlies	7.0
1985-86	Dona McCanlies	379	Dona McCanlies	14.6	Dona McCanlies	208	Dona McCanlies	8.0
1986-87	Stacey Liebl	541	Stacey Liebl	20.0	Stacey Liebl	186	Stacey Liebl	6.7
1987-88	Sandra Howell	402	Sandra Howell	15.5	Sandra Howell	176	Sandra Howell	6.8
1988-89	Cathy Kuntz	414	Cathy Kuntz	19.7	Cathy Kuntz	147	Cathy Kuntz	7.0
1989-90	Laurie Northrop	390	Laurie Northrop	14.4	Sherri Ives	177	Sherri Ives	6.6
1990-91	Kari Kockler	409	Laurie Northrop	15.6	Kari Kockler	215	Northrop/Kockler	8.0
1991-92	Laurie Northrop	643	Laurie Northrop	18.9	Laurie Northrop	269	Laurie Northrop	7.9
1992-93	Sheri Stemple	571	Sheri Stemple	19.7	Sheri Stemple	247	Sheri Stemple	8.5
1993-94	Kristi Smith	444	Kristi Smith	15.3	Kristi Smith	248	Kristi Smith	8.6
1994-95	Kristi Smith	577	Kristi Smith	18.0	Kristi Smith	271	Kristi Smith	8.5
1995-96	Kristi Smith	509	Kristi Smith	17.0	Kristi Smith	206	Kristi Smith	6.9
1996-97	Jessica Trippet	240	Jessica Trippet	9.6	Jessica Trippet	152	Jessica Trippet	6.1
1997-98	Shannon Spies	289	Shannon Spies	10.7	Carrie Hawes	164	Carrie Hawes	6.1
1998-99	Carrie Hawes	313	Carrie Hawes	11.2	Carrie Hawes	213	Carrie Hawes	7.6
1999-00	Karrin Wilson	314	Karrin Wilson	11.6	Hiedi Hatcher	217	Hiedi Hatcher	8.0
2000-01	Hiedi Hatcher	281	Hiedi Hatcher	10.0	Sarah Hedgepeth	162	Sarah Hedgepeth	5.8
2001-02	Nikki Petticrew	382	Nikki Petticrew	13.2	Sarah Hedgepeth	229	Sarah Hedgepeth	7.9
2002-03	Nikki Petticrew	351	Nikki Petticrew	12.5	Sarah Hedgepeth	252	Sarah Hedgepeth	9.0
2003-04	Sarah Hedgepeth	322	Sarah Hedgepeth	14.0	Sarah Hedgepeth	229	Sarah Hedgepeth	10.0
2004-05	Heather Arns	361	Heather Arns	13.9	Heather Arns	131	Heather Arns	5.0
2005-06	Kelsey Kahle	484	Kelsey Kahle	17.3	Kelsey Kahle	233	Kelsey Kahle	8.3
2006-07	Kelsey Kahle	556	Kelsey Kahle	18.5	Kelsey Kahle	200	Kelsey Kahle	6.7
2007-08	Kelsey Kahle	463	Kelsey Kahle	14.9	Kelsey Kahle	235	Kelsey Kahle	7.6
2008-09	Kelsey Kahle	546	Kelsey Kahle	16.5	Kelsey Kahle	211	Kelsey Kahle	6.4
2009-10	Claire Faucher	436	Claire Faucher	13.6	Erin Yankus	180	Erin Yankus	5.6
2010-11	Eryn Jones	444	Eryn Jones	13.9	Kelli Valentine	187	Kelli Valentine	6.0
2011-12	Kate Lanz	420	Kate Lanz	15.6	Kate Lanz	196	Kate Lanz	7.3
2012-13	Courtney VanBrocklin	412	Courtney VanBrocklin	14.8	Angela Misa	225	Angela Misa	10.2
2013-14	Emily Easom	359	Emily Easom	12.4	Allie Brock	159	Angela Misa	9.0
2014-15	Emily Easom	403	Emily Easom	13.9	Lauren Holt	145	Lauren Holt	5.0
2015-16	Kian McNair	338	Kian McNair	11.3	Cici West	286	Cici West	9.5
2016-17	Ashley Bolston	521	Ashley Bolston	15.8	Courtney West	246	Courtney West	7.5
2017-18	Sidney Rielly	519	Ashley Bolston	16.6	Courtney West	255	Courtney West	8.0
2018-19	Sidney Rielly	463	Sidney Rielly	14.0	Courtney West	225	Courtney West	7.3
2019-20	Desirae Hansen	456	Desirae Hansen	14.3	Jordan Stotler	242	Jordan Stotler	7.6
2020-21	Desirae Hansen	314	Desirae Hansen	12.6	Tatiana Streun	162	Tatiana Streun	6.5
2021-22	Esmeralda Morales	362	Esmeralda Morales	12.5	Savannah Dhaliwal	152	Savannah Dhaliwal	5.2
2022-23	Esmeralda Morales	491	Esmeralda Morales	15.8	Rhema Ogele	167	Rhema Ogele	5.4





# YEAR-BY-YEAR LEADERS

YEAR	ASSISTS / AVERAGE		STEALS / AVERAGE		BLOCKED SHOTS		FG% (MIN. 100 ATT)	
	PLAYER	TOTAL/AVG.	PLAYER	TOTAL/AVG.	PLAYER	TOTAL/AVG.	PLAYER	FG PCT
1977-78	Brenda Skinner	86/4.3					Lynn Holzfluss	.633
1978-79	Brenda Skinner	80/4.0					Lynn Holzfluss	.519
1979-80	Delores Krumm	85/3.4			Brenda Skinner	59/2.6	Lynn Holzfluss	.480
1980-81	Brenda Skinner	94/4.1	Brenda Skinner	59/2.6	Linda McLellan	27/1.1	Delores Krumm	.437
1981-82	Delores Krumm	193/6.7	Delores Krumm	107/3.7	Karen Johnson	38/1.4	Sheri VanLoo	.455
1982-83	C.J. Sealey	114/4.2	C.J. Sealey	73/2.7	Sheri VanLoo	34/1.3	Sheri VanLoo	.500
1983-84	Carrie Czyzewski	65/2.4	Carrie Czyzewski	37/1.3	Karen Johnson	18/0.8	Cindy Christensen	.508
1984-85	Lisa Vetter	81/3.0	Cathy Kuntz	44/1.6	Liebl/McLaughlin	20/1.7	Lisa Hawes	.485
1985-86	Lisa Vetter	90/3.6	Cathy Kuntz	45/2.4	Barbara Brehm	23/1.0	Lisa Vetter	.458
1986-87	Sandy Cerkan	149/5.5	Cathy Kuntz	46/2.3	Sandra Howell	22/0.8	Julie Schrunck	.468
1987-88	Bridget Smith	131/5.0	Bridget Smith	63/2.4	Sandra Howell	37/1.4	Sandra Howell	.529
1988-89	Michele Hughes	118/4.4	Cathy Kuntz	44/2.1	Sherri Ives	33/1.2	Laurie Northrop	.485
1989-90	Michele Hughes	111/4.1	Hughes/Bateman	43/1.6	Sherri Ives	49/1.8	Michelle Bateman	.532
1990-91	Angela Hewlett	156/6.0	Angela Hewlett	91/3.5	Kari Kockler	24/0.9	Laurie Northrop	.500
1991-92	Angela Hewlett	296/8.7	Angela Hewlett	117/3.4	Sheri Stemple	52/1.5	Laurie Northrop	.589
1992-93	Kim Manifesto	143/4.9	Kim Manifesto	110/3.8	Sheri Stemple	49/1.7	Kristi Smith	.530
1993-94	Kim Manifesto	168/5.8	Kim Manifesto	143/4.9	Staci Wilson	30/1.2	Staci Wilson	.585
1994-95	Kim Manifesto	199/6.2	Kim Manifesto	152/4.8	Kelli Chandler-Read	48/1.5	Kristi Smith	.599
1995-96	Kim Manifesto	188/6.5	Kim Manifesto	120/4.1	Robin Sessums	30/1.0	Kristi Smith	.554
1996-97	Jenny Hoselton	109/4.4	Jenny Hoselton	36/1.4	Kelli Chandler-Read	26/1.1	Kelli Chandler-Read	.492
1997-98	Monique Zampera	127/4.7	Monique Zampera	63/2.3	Elizabeth Zinky	14/0.5	Hiedi Hatcher	.525
1998-99	Monique Zampera	109/3.9	Monique Zampera	45/1.6	Chandler-Read/Nix	19/0.7	Carrie Hawes	.510
1999-00	Kellyann Duckworth	93/3.4	Monique Zampera	61/2.4	Shannon Spies	11/0.4	Shannon Spies	.391
2000-01	Krshelle Jessee	65/2.3	Nikki Petticrew	50/1.8	Staci Kleier	20/0.7	Sarah Hedgepeth	.467
2001-02	Krshelle Jessee	79/2.7	Nikki Petticrew	54/1.9	Staci Kleier	26/0.8	Sarah Hedgepeth	.485
2002-03	Michelle Thueson	111/4.0	Nikki Petticrew	54/1.9	Carrie Mitchell	35/1.8	Carrie Mitchell	.547
2003-04	Jane Gowans	69/2.8	Jane Gowans	42/1.7	Carrie Mitchell	40/1.6	Sarah Hedgepeth	.515
2004-05	Heidi Stuart	63/2.5	Heather Arns	70/2.7	Carly Fromdahl	12/0.5	Heather Arns	.378
2005-06	Heather Arns	85/3.0	Jenni Ritter	65/2.3	Kelsey Kahle	24/0.9	Kelsey Kahle	.459
2006-07	Claire Faucher	122/5.8	Kelsey Kahle	86/2.9	Kelsey Kahle	40/1.3	Kelsey Kahle	.450
2007-08	Claire Faucher	*274/8.8	Claire Faucher	71/2.3	Courtney Cremer	23/0.7	Kelsey Kahle	.528
2008-09	Claire Faucher	220/6.7	Claire Faucher	79/2.4	Courtney Cremer	27/0.8	Kelsey Kahle	.525
2009-10	Claire Faucher	213/6.7	Claire Faucher	84/2.6	Katy Wade	68/2.1	Erin Yankus	.522
2010-11	Eryn Jones	150/4.7	Courtney VanBrocklin	53/1.7	Courtney Cremer	30/0.9	Shauneice Samms	.613
2011-12	Eryn Jones	123/4.2	Courtney VanBrocklin	45/1.5	Shauneice Samms	34/1.2	Shauneice Samms	.536
2012-13	Courtney VanBrocklin	99/3.5	Courtney VanBrocklin	56/2.0	Angela Misa	23/1.0	Angela Mida	.449
2013-14	Kate Lanz	104/3.9	Kate Lanz	26/1.0	Kate Lanz	13/0.5	Angela Misa	.473
2014-15	Lariel Powell	124/4.8	Lauren Holt	32/1.1	Alicia Carline	20/2.2	Ani Avanesian	.413
2015-16	Michaela Kay	82/2.9	Kian McNair	74/2.5	Pia Jurhar	45/1.5	Cici West	.480
2016-17	Ashley Bolston	153/4.6	Ashley Bolston	75/2.3	Courtney West	94/2.9	Sidney Rielly	.530
2017-18	Kylie Jimenez	144/4.5	Kylie Jimenez	63/2.0	Courtney West	81/2.5	Tatiana Streun	.549
2018-19	Kylie Jimenez	156/4.7	Kylie Jimenez	85/2.6	Courtney West	85/2.7	Courtney West	.552
2019-20	Kylie Jimenez	140/4.4	Kylie Jimenez	75/2.3	Jordan Stotler	100/3.1	Tatiana Streun	.529
2020-21	Kylie Jimenez	98/3.9	Kylie Jimenez	60/2.4	Desirae Hansen	23/0.9	Tatiana Streun	.461
2021-22	Esmeralda Morales	106/3.7	Esmeralda Morales	55/1.9	Reilly Kelty	28/1.1	Savannah Dhaliwal	.450
2022-23	Esmeralda Morales	94/3.0	Esmeralda Morales	61/2.0	Rhema Ogele	20/0.6	Esmeralda Morales	.422

\* - Indicates led nation





# YEAR-BY-YEAR LEADERS

YEAR	FT% (MIN 2.0 FTA/GM)		3-POINT FIELD GOALS		3-POINT FG% (MIN. 50 ATT)	
	PLAYER	PCT.	PLAYER	TOTAL	PLAYER	PCT.
1977-78	Lynn Holzfuss	.707				
1978-79	Pam Mollet	.740				
1979-80	Linda McLellan	.833				
1980-81	Sheri VanLoo	.839				
1981-82	Karen Johnson	.739				
1982-83	C.J. Sealey	.742				
1983-84	Karen Johnson	.726				
1984-85	Lisa Vetter	.738				
1985-86	Lisa Vetter	.704				
1986-87	Cathy Kuntz	.802				
1987-88	Michele Hughes	.784	Michele Hughes	38	Michele Hughes	.380
1988-89	Michele Hughes	.808	Michele Hughes	59	Michele Hughes	.418
1989-90	Laurie Northrop	.794	Michele Hughes	89	Michele Hughes	.416
1990-91	Michele Hughes	.803	Michele Hughes	70	Michele Hughes	.359
1991-92	Angela Hewlett	.826	Angela Hewlett	39	Angela Hewlett	.433
1992-93	Rena Aschoff	*.882	Allison Brite	24	Allison Brite	.324
1993-94	Kristi Smith	.765	Katie Rose	34	P.J. Hall	.470
1994-95	Jenny Hoselton	.855	P.J. Hall	50	P.J. Hall	.420
1995-96	Kristi Smith	.849	Katie Rose	52	Jenny Hoselton	.391
1996-97	Jenny Hoselton	.789	Jennifer Buscher	29	Monique Zampera	.375
1997-98	Shannon Spies	.682	Jennifer Buscher	57	Jennifer Buscher	.401
1998-99	Robbie Nix	.719	Karrin Wilson	57	Karrin Wilson	.368
1999-00	Hiedi Hatcher	.726	Karrin Wilson	62	Karrin Wilson	.356
2000-01	Nikki Petticrew	.867	Alicia Russell	32	Alicia Russell	.337
2001-02	Nikki Petticrew	.853	Nikki Petticrew	48	Nikki Petticrew	.338
2002-03	Nikki Petticrew	.857	Nikki Petticrew	55	Nikki Petticrew	.359
2003-04	Carrie Mitchell	.515	Heidi Stuart	25	Heidi Stuart	.347
2004-05	Heather Arns	.691	Heather Arns	37	Heather Arns	.333
2005-06	Kelsey Kahle	.811	Jenni Ritter	46	Heather Arns	.326
2006-07	Kelsey Kahle	.779	Jenni Ritter	40	Heather Arns	.418
2007-08	Delaney Conway	.843	Delaney Conway	55	Delaney Conway	.430
2008-09	Kelsey Kahle	.828	Katia Hadj-Hamou	47	Lexi Bishop	.394
2009-10	Kelly Marchant	.871	Claire Faucher	80	Eryn Jones	.388
2010-11	Eryn Jones	.858	Eryn Jones	73	Eryn Jones	.435
2011-12	Eryn Jones	.911	Eryn Jones	76	Eryn Jones	.396
2012-13	Courtney VanBrocklin	.813	Courtney VanBrocklin	41	Courtney VanBrocklin	.432
2013-14	Emily Easom	.802	Emily Easom	54	Allie Brock	.385
2014-15	Emily Easom	.789	Emily Easom	58	Emily Easom	.330
2015-16	Corey James	.893	Michaela Kay	44	Montana Walters	.321
2016-17	Ashley Bolston	.828	Michaela Kay	40	Michaela Kay	.381
2017-18	Kiana Brown	.898	Kiana Brown	58	Kiana Brown	.372
2018-19	Kylie Jimenez	.852	Kylie Jimenez	59	Sidney Rielly	.390
2019-20	Kylie Jimenez	.859	Belle Frazier	64	Desirae Hansen	.417
2020-21	Desirae Hansen	.813	Jada Lewis	51	Jada Lewis	.402
2021-22	Esmeralda Morales	.913	Jada Lewis	65	Jada Lewis	.355
2022-23	Alaya Fitzgerald	.835	Jada Lewis	80	Jada Lewis	.421

\* - Indicates led nation





# YEAR-BY-YEAR COACHING RECORDS

YEAR	HEAD COACH	W-L	CONF <sup>^</sup>	PLACE	POSTSEASON
1975-76	Sharkey Nelson	19-13			
1976-77	Karen Morgan	22-5			
1977-78	Karen Morgan	9-11	5-8		
1978-79	Wendy Hawley	11-14	1-11		
1979-80	Wendy Hawley	9-16	5-8		
1980-81	Wendy Hawley	7-17	1-10		
1981-82	Wendy Hawley	6-23	2-10		
1982-83	Bev Bland	12-15	6-8		
1983-84	Jim Sollars	4-23	2-12		
1984-85	Jim Sollars	11-16	4-10		
1985-86	Jim Sollars	8-18	4-10		
1986-87	Greg Bruce	13-14			
1987-88	Greg Bruce	7-19			
1988-89	Greg Bruce	14-13			
1989-90	Greg Bruce	17-10			
1990-91	Greg Bruce	19-8			
1991-92	Greg Bruce	31-3	10-0	1st	NCAA DII Elite Eight/3rd In Nation
1992-93	Greg Bruce	21-8	9-1	1st	NCAA DII Tournament
1993-94	Greg Bruce	26-3#	8-2	1st	NCAA DII Tournament
1994-95	Greg Bruce	26-6	8-2	1st	NCAA DII Elite Eight/2nd In Nation
1995-96	Greg Bruce	25-5	8-2	t-1st	NCAA DII Elite Eight
1996-97	Jenny Yopp	11-14	7-9	6th	
1997-98	Jenny Yopp	11-16#	7-9	t-5th	
1998-99	Jenny Yopp	18-10	12-4	2nd*	
1999-00	George Wolfe	9-18	7-9	t-5th	
2000-01	George Wolfe	4-24	3-13	8th	
2001-02	George Wolfe	11-18	5-9	6th*	
2002-03	George Wolfe	13-15	8-6	4th*	
2003-04	George Wolfe	6-22	3-11	7th	
2004-05	Charity Elliott	3-23	1-13	8th	
2005-06	Charity Elliott	12-16	6-8	6th*	
2006-07	Charity Elliott	12-18	8-8	t-5th*	
2007-08	Sherri Murrell	22-9	11-5	t-3rd*	
2008-09	Sherri Murrell	23-10	14-2	2nd*	WNIT Second Round
2009-10	Sherri Murrell	18-15	9-7	t-5th*	NCAA DI Tournament First Round
2010-11	Sherri Murrell	20-12	12-4	t-1st*	WNIT First Round
2011-12	Sherri Murrell	15-14	7-9	7th	
2012-13	Sherri Murrell	12-17	6-12	9th	
2013-14	Sherri Murrell	8-21	6-14	t10th	
2014-15	Sherri Murrell	3-21	1-12	12th	
	Jennifer Mountain <sup>^</sup>	1-4	1-4	-	
2015-16	Lynn Kennedy	4-26	2-16	t10th*	
2016-17	Lynn Kennedy	16-17	8-10	7th*	
2017-18	Lynn Kennedy	19-13	11-7	6th*	
2018-19	Lynn Kennedy	25-8	14-6	4th*	NCAA D1 Tournament First Round
2019-20	Lynn Kennedy	16-16	9-11	7th*	
2020-21	Lynn Kennedy	12-13	7-11	8th*	
2021-22	Chelsey Gregg	5-24	0-20	11th*	
2022-23	Chelsey Gregg	15-16	8-10	7th*	

\* - Indicates qualified for Big Sky Conference Tournament | # - Includes forfeit win | ^ - Indicates interim head coach  
 Northwest Basketball League (1977-78 through 1981-82); Mountain West Athletic Conference (1982-83 through 1985-86); Division I independent (1986-87 through 1990-91); NCAA Division II Pacific West Conference (1991-92 through 1995-96); Big Sky Conference (1996-97 to present)





# ALL-TIME COACHING RECORDS

YEARS	COACH	Years	OVERALL	PCT
1975-76	Sharkey Nelson	1	19-13	.594
1976-78	Karen Morgan	2	31-16	.660
1978-82	Wendy Hawley	4	33-70	.317
1982-83	Bev Bland	1	12-15	.444
1983-86	Jim Sollars	3	23-57	.288
1986-96	Greg Bruce	10	199-89	.691
1996-98	Jenny Yopp	3	40-40	.500
1999-04	George Wolfe	5	43-97	.330
2004-07	Charity Elliott	3	27-57	.321
2007-15	Sherri Murrell	8	121-119	.504
2015	Jennifer Mountain	<1*	1-4	.200
2015-21	Lynn Kennedy	6	92-93	.497
2021-23	Chelsey Gregg	2	20-40	.333
<b>1975-2023</b>	<b>12 Coaches</b>	<b>46</b>	<b>661-698</b>	<b>.486</b>

\* - Interim head coach for final five games of the season.



*Kristi Smith and Kim Manifesto on the night their jerseys were retired. To this day, theirs are the only retired jerseys in PSU Women's Basketball history.*





# HOME / AWAY / NEUTRAL RECORDS

YEAR	OVERALL	HOME	AWAY	NEUTRAL	OT	BIG SKY	PLACE	HOME	AWAY
1975-76	19-13	—	—	—	0-0				
1976-77	22-5	—	—	—	3-0				
1977-78	9-11	—	—	—	0-0				
1978-79	11-14	7-6	3-7	1-1	1-0				
1979-80	9-16	4-9	4-5	1-2	0-0				
1980-81	7-17	4-8	1-5	2-4	0-1				
1981-82	6-23	4-11	0-8	2-4	1-0				
1982-83	12-15	7-5	2-10	3-0	0-1				
1983-84	4-23	4-10	0-11	0-2	0-0				
1984-85	11-16	8-7	3-9	0-0	1-0				
1985-86	8-18	5-7	3-11	0-0	0-0				
1986-87	13-14	10-3	2-10	1-1	0-0				
1987-88	7-19	4-6	3-10	0-3	1-0				
1988-89	14-13	10-2	3-8	1-3	0-0				
1989-90	17-10	10-2	4-7	3-1	1-0				
1990-91	19-8	11-1	4-6	4-1	0-0				
1991-92	31-3	16-0	12-3	3-0	0-0				
1992-93	21-8	10-1	7-6	4-1	1-0				
1993-94	26-3	17-0	6-3	3-0	1-0				
1994-95	26-6	14-0	9-5	3-1	0-0				
1995-96	25-5	13-0	7-4	5-1	0-0				
1996-97	11-14	6-5	4-9	1-0	0-0	7-9	6th	5-3	2-6
1997-98	11-16	8-3	2-12	1-1	2-1	7-9	t-5th	6-2	1-7
1998-99	18-10	10-4	7-6	1-0	1-0	12-4	2nd	7-1	5-3
1999-00	9-18	5-8	4-8	0-2	0-0	7-9	t-5th	4-4	3-5
2000-01	4-24	1-12	3-11	0-1	0-0	3-13	8th	1-7	2-6
2001-02	11-18	9-4	1-13	1-1	2-0	5-9	6th	4-3	1-6
2002-03	13-15	9-3	4-10	0-2	1-0	8-6	5th	5-2	3-4
2003-04	6-22	3-10	2-11	1-1	0-1	3-11	7th	1-6	2-5
2004-05	3-23	1-11	2-12	0-0	0-0	1-13	8th	0-7	1-6
2005-06	12-16	8-4	4-11	0-1	0-0	6-8	6th	4-3	2-5
2006-07	12-18	10-4	1-12	1-2	1-1	8-8	t-5th	6-2	2-6
2007-08	22-9	13-1	7-8	2-0	0-0	11-5	t-3rd	7-1	4-4
2008-09	23-10	12-2	10-8	1-0	0-3	14-2	2nd	7-1	7-1
2009-10	18-15	11-4	4-8	3-3	0-1	9-7	t-5th	6-2	3-5
2010-11	20-12	14-2	5-10	1-0	1-0	12-4	t-1st	8-0	4-4
2011-12	15-14	9-5	4-9	2-0	0-0	7-9	7th	4-4	3-5
2012-13	12-17	6-8	5-8	1-1	2-1	6-14	9th	3-7	3-7
2013-14	8-21	6-10	2-11	0-0	0-0	6-14	t-10th	4-6	2-8
2014-15	4-25	3-11	1-14	0-0	0-0	2-16	12th	2-7	0-9
2015-16	4-26	3-12	1-13	0-1	0-0	2-16	t-10th	1-8	1-8
2016-17	16-17	8-4	4-10	4-3	1-0	8-10	7th	5-4	3-6
2017-18	19-13	10-2	7-10	2-1	1-1	11-7	6th	7-2	4-5
2018-19	25-8	14-3	8-5	3-0	0-1	14-6	4th	8-2	6-4
2019-20	16-16	8-6	7-8	1-2	0-0	9-11	7th	5-5	4-6
2020-21	12-13	7-6	4-6	1-1	1-1	7-11	8th	4-6	3-5
2021-22	5-24	4-11	0-12	1-1	0-0	0-20	11th	0-10	0-10
2022-23	15-16	10-5	3-10	2-1	2-0	8-10	7th	6-3	2-7
<b>TOTALS</b>	<b>661-698</b>	<b>366-238</b>	<b>179-393</b>	<b>66-50</b>	<b>25-13</b>	<b>266-355</b>		<b>120-108</b>	<b>73-153</b>
<b>WIN PCT.</b>	<b>.486</b>	<b>.606</b>	<b>.313</b>	<b>.567</b>	<b>.658</b>	<b>.428</b>		<b>.526</b>	<b>.323</b>





# YEAR-BY-YEAR RESULTS

**1973-74 0-1**  
**HEAD COACH: OMA BLANKENSHIP**  
**(RECORDS INCOMPLETE)**  
 F11 Oregon L 38-39

**1974-75 3-0**  
**HEAD COACH: OMA BLANKENSHIP**  
**(RECORDS INCOMPLETE)**  
 J22 Oregon W 51-47  
 F13 at Oregon W 59-36  
 F27 vs. Oregon<sup>1</sup> W 50-45  
 1 - Played in Bellingham, Wash.

**1975-76 19-13**  
**HEAD COACH: SHARKEY NELSON**  
**(RESULTS INCOMPLETE)**  
 Boise State L 42-44  
 Montana State W 64-60  
 Oregon State W 65-26  
 Washington W 68-31  
 Seattle Pacific W 78-45  
 J27 at Oregon W 32-24  
 Oregon College of Ed. W 64-56  
 Western Washington W 59-48  
 Eastern Oregon W 70-44  
 Washington W 59-31  
 Oregon College of Ed. W 57-41  
 F19 Oregon W 62-28  
 Southern Oregon W 57-31  
 Oregon College of Ed. W 59-47  
 Alaska Fairbanks W 64-30  
 Boise State<sup>1</sup> W 46-44  
 1 - Regional Championship

**1976-77 22-5**  
**HEAD COACH: KAREN MORGAN**  
**(RESULTS INCOMPLETE)**  
 Seattle Pacific W 73-57  
 Seattle Pacific W 65-47  
 Oregon State W 70-38  
 Oregon College of Ed.<sup>#</sup> W 67-47  
 Oregon College of Ed.<sup>#</sup> W 53-45  
 Western Washington W 76-63  
 Western Washington L 53-56  
 Western Washington L 56-61  
 Southern Oregon W 84-42  
 Southern Oregon W 75-34  
 Southern Oregon W 70-42  
 Portland AAU<sup>^</sup> W 74-54  
 Portland AAU<sup>^</sup> W 76-60  
 Portland AAU<sup>^</sup> W 74-70  
 Idaho W 94-54  
 Eastern Washington W 61-45  
 J26 at Oregon W (ot) 66-57  
 F23 Oregon W (ot) 75-66  
 M4 Oregon W (ot) 62-57  
 Alaska Anchorage W 52-32  
 Alaska Anchorage W 54-53  
 Alaska Fairbanks L 56-57  
 Alaska Fairbanks W 70-45  
 Alaska Fairbanks W 78-58  
 Montana W 68-44  
 Simon Fraser W 75-60  
 Boise State L 43-55  
 Boise State L 57-68  
 Flathead CC<sup>^</sup> L 62-65  
 Montana State W 69-60  
 Washington W 70-66

<sup>^</sup> Exhibition  
<sup>#</sup> Now known as Western Oregon

**1977-78 9-11, 5-8 NWBL**  
**HEAD COACH: KAREN MORGAN**  
 Western Washington L 51-67  
 Washington L 52-91  
 Boise State L 66-72  
 Washington State L 49-67  
 Oregon College of Ed.<sup>#</sup> L 75-79  
 Oregon State W 61-57  
 J28 at Oregon L 64-81  
 Western Washington W 58-45  
 Washington L 68-72  
 Montana L 64-70  
 Montana State W 52-43  
 Oregon State W 67-66  
 F17 Oregon L 58-67  
 Oregon College of Ed.<sup>#</sup> W 68-57  
 Bashors AAU<sup>^</sup> W 75-45  
 Alaska Anchorage W 72-54  
 Alaska Anchorage W 68-61  
 Boise State W 56-54  
 Washington L 56-66  
 Washington State L 63-71  
<sup>^</sup> Exhibition  
<sup>#</sup> Now known as Western Oregon

## AIAW

**1978-79 11-14, 1-11 NWBL**  
**HEAD COACH: WENDY HAWLEY**  
 Alaska Anchorage W (ot) 74-64  
 Pacific Lutheran W 74-53  
 Seattle L 37-64  
 at Oregon Coll. of Ed.<sup>#</sup> W 75-74  
 Central Washington W 87-75  
 UC Santa Barbara<sup>1</sup> W 64-45  
 Chico State<sup>1</sup> W 58-55  
 Pepperdine<sup>1</sup> L 48-69  
 Montana State\* L 66-76  
 Montana\* W 77-67  
 at W. Washington\* L 54-70  
 at Washington\* L 81-116  
 Hawai'i W 85-43  
 at Oregon State\* L 64-76  
 J27 at Oregon\* L 59-104  
 Oregon College of Ed.<sup>#</sup> W 63-52  
 at Boise State L 55-79  
 at Washington State\* L 71-95  
 at Pacific Lutheran W 83-47  
 at Seattle L 67-82  
 Alaska Fairbanks W 87-67  
 Western Washington\* L 64-77  
 Washington\* L 63-91  
 F28 Oregon\* L 60-88  
 Oregon State\* L 55-56  
 1 - Chico State Tournament (Chico, CA)  
 \* NWBL game  
<sup>#</sup> Now known as Western Oregon

**1979-80 9-16, 5-8 NWBL**  
**HEAD COACH: WENDY HAWLEY**  
 at Simon Fraser L 68-71  
 at Western Washington W 86-67  
 at Seattle L 59-70  
 Minnesota<sup>1</sup> L 64-78  
 Oregon State<sup>1</sup> L 47-93  
 Washington<sup>1</sup> L 73-85  
 Cal State Northridge<sup>2</sup> L 73-75  
 Oklahoma<sup>2</sup> L 79-89  
 Alaska Fairbanks<sup>2</sup> W 77-61  
 Idaho L 71-83  
 Lewis-Clark State W 83-59  
 at Eastern Washington\* W 70-66  
 at Washington State\* W 93-66  
 at Boise State\* L 69-71

at Washington\* W 78-70  
 J30 Oregon\* L 72-88  
 Alaska Anchorage\* W 77-66  
 Washington\* L 49-84  
 Seattle W 74-68  
 at Oregon State\* L 53-87  
 Western Washington\* L 62-70  
 F19 at Oregon\* L 63-75  
 Montana\* L 45-59  
 Oregon State\* L 48-87  
 Montana State\* W 78-74  
 1 - Giusti Tournament of Champions (Portland, Ore)  
 2 - Chico State Tournament (Chico, Calif.)  
 \* NWBL game

**1980-81 7-17, 1-11 NWBL**  
**HEAD COACH: WENDY HAWLEY**  
 D4 Iowa<sup>1</sup> L 82-88  
 D5 Stanford<sup>1</sup> L 64-84  
 D6 Simon Fraser<sup>1</sup> W 61-57  
 D8 Oregon College of Ed.<sup>#2</sup> W 67-49  
 Portland<sup>2</sup> W 76-48  
 Texas<sup>3</sup> W 80-78  
 USC<sup>3</sup> L 61-108  
 Hawai'i<sup>4</sup> W 74-57  
 Idaho<sup>4</sup> L 84-86  
 Idaho State<sup>4</sup> L (Zot) 82-84  
 at Chico State<sup>4</sup> W 60-56  
 J8 Oregon State\* L 52-99  
 J10 LSU L 77-92  
 J14 Oregon\* L 40-78  
 J17 Western Washington\* L 62-64  
 J27 Washington\* L 81-98  
 Eastern Washington\* L 56-66  
 F7 Washington State\* L 51-62  
 F14 at Washington\* L 56-78  
 F19 at Montana\* L 64-80  
 F21 at Montana State\* L 67-78  
 Boise State\* W 62-56  
 M4 at Oregon State\* L 54-105  
 M7 at Oregon\* L 55-112  
 1 - New Mexico State Tourney (Las Cruces, N.M.)  
 2 - at Memorial Coliseum  
 3 - Giusti Tournament of Champions (Portland, Ore.)  
 4 - Chico State Tournament (Chico, Calif.)  
 \* NWBL game  
<sup>#</sup> Now known as Western Oregon

**1981-82 6-23, 2-10 NWBL**  
**HEAD COACH: WENDY HAWLEY**  
 Texas Arlington<sup>1</sup> L 76-77  
 Lamar<sup>1</sup> W 95-87  
 Wichita State<sup>1</sup> L 77-83  
 Western Oregon W 72-59  
 at Portland L 84-87  
 Ohio State<sup>2</sup> L 62-88  
 Washington State<sup>2</sup> L 41-73  
 California<sup>2</sup> L 68-102  
 Boise State<sup>3</sup> L 67-87  
 Alaska Anchorage<sup>3</sup> L 75-81  
 Puget Sound<sup>3</sup> W (ot) 90-89  
 at Oregon State L 58-117  
 Boise State\* L 40-65  
 at Washington State\* L 52-73  
 at Eastern Washington\* L 51-78  
 Portland W 71-67  
 J25 Oregon L 55-101  
 Washington L 65-93  
 at Montana\* L 47-80  
 at Montana State\* L 53-82  
 Western Oregon L 64-84





# YEAR-BY-YEAR RESULTS

Eastern Washington	L	65-78
Washington State*	L	59-74
at Washington	L	72-110
Alaska Anchorage*	W	90-80
Alaska Anchorage*	W	71-63
at Boise State*	L	67-68
Montana*	L	57-73
Montana State*	L	59-64

1 - NM St. Roadrunner Classic (Las Cruces, N.M.)

2 - Giusti Tournament of Champions (Portland, Ore.)

3 - Chico Invitational (Chico, Calif.)

\* NWBL game

## NCAA DIVISION I

### 1982-83 HEAD COACH: BEV BLAND

	Oregon State	L	62-73
	at Western Oregon	L	72-74
D10	at Oregon	L	64-83
	Long Beach State1	L	43-79
	Colorado1	W	57-55
	Oregon State1	L	52-58
	Puget Sound2	W	80-54
	Western Oregon2	W	72-67
	Colorado State2	W	70-67
	Portland	W	65-54
	at Boise State*	L	70-76
	Idaho*	W	73-61
	at Eastern Washington*	L	63-78
	at Idaho State*	W	88-83
	at Weber State*	L	70-84
	at Utah	L	77-82
	Montana State*	W	81-76
	Montana*	L (ot)	62-65
	at Idaho*	L	70-78
	Boise State*	W	82-61
	at Washington	L	57-80
	Eastern Washington*	W	89-80
	at Portland	W	77-70
	Weber State*	L	71-80
	Idaho State*	W	83-58
	at Montana*	L	56-66
	at Montana State*	L	75-81

1 - Giusti Tournament of Champions (Portland, Ore.)

2 - Chico State Tournament (Chico, Calif.)

\* Mountain West Conference Game

### 1983-84 HEAD COACH: JIM SOLLARS

	at Oregon State	L	55-56
	at Washington State1	L	63-71
	Oklahoma1	L	67-85
	Washington	L	60-72
	St. Martin's	W	74-46
D10	Oregon	L	47-91
	Arizona2	W	62-51
	Georgia2	L	34-64
	Kansas2	L	47-62
	Portland	L	64-84
	Utah3	L	52-76
	at San Francisco3	L	61-70
	Boise State*	W	63-61
	Idaho State*	W	63-45
	Weber State*	L	66-73
	at Montana State*	L	47-67
	at Montana*	L	58-75
	Idaho*	L	50-71
	Eastern Washington*	L	60-74
	at Portland	L	73-81
	at Boise State*	L	53-67

at Idaho State*	L	66-68
at Weber State*	L	69-77
Montana*	L	38-58
Montana State*	L	62-74
at Eastern Washington*	L	60-89
at Idaho*	L	64-80

1 - WSU-Dial Tournament (Pullman, Wash.)

2 - Giusti Tournament of Champions (Portland, Ore.)

3 - USF Tournament (San Francisco, Calif.)

\* Mountain West Conference Game

### 1984-85 HEAD COACH: JIM SOLLARS

N24	Portland	L	52-60
N27	Puget Sound	W	86-54
N30	at Washington	L	61-85
D5	St. Martin's	W	89-39
D9	Arizona	L	66-74
D16	Wyoming1	W	73-52
D17	Oregon State1	L	63-79
D18	Oregon1	L	54-83
D29	at U.S. International	W	74-67
D30	at San Diego	W	64-49
J10	Weber State*	W	66-54
J12	Idaho State*	W	81-42
J18	at Montana*	L	48-77
J19	at Montana State*	L	57-66
J24	Eastern Washington*	L	58-63
J26	Idaho*	L	62-77
J29	at Portland	L	70-77
J30	at Oregon	W (ot)	75-74
F2	Boise State*	W	49-46
F5	Oregon State	W	58-48
F8	at Idaho State*	L	60-74
F9	at Weber State*	L	59-73
F14	Montana State	W	56-39
F16	Montana*	L	55-72
F22	at Idaho*	L	58-78
F23	at Eastern Washington*	L	78-83
M1	at Boise State*	L	70-87

1 - Giusti Tournament of Champions (Portland, Ore.)

\* Mountain West Conference Game

### 1985-86 HEAD COACH: JIM SOLLARS

N30	Washington State	L	60-70
D4	Oregon	L	68-85
D6	at Arizona	L	58-82
D7	at Northern Arizona	L	48-74
D10	Western Oregon	W	72-48
D11	Cal Poly Pomona	L	70-76
D14	at Concordia (OR)	W	87-76
J4	at Portland	L	75-89
J7	at Seattle	W	80-76
J10	at Montana State*	W	90-86
J11	at Montana*	L	45-61
J14	Portland	W	81-55
J18	at Eastern Washington*	L	53-80
J24	Idaho State*	W	87-79
J25	Weber State*	W	81-66
J31	at Boise State*	L	60-80
F1	at Idaho*	L	59-109
F7	Montana*	L	57-65
F8	Montana State*	L	80-83
F15	Eastern Washington*	L	66-73
F21	at Weber State*	L	77-91
F22	at Idaho State*	L	84-93
F25	at Oregon State	L	55-66
F27	Idaho*	L	47-83
M1	Boise State*	W	61-60
M4	Washington	L	58-86

\*Mountain West Conference Game

### 1986-87 HEAD COACH: GREG BRUCE

N21	Simon Fraser	W	89-64
N28	Gonzaga	W	84-75
N29	at Oregon	L	65-102
D5	Gonzaga1	L	52-60
D6	Seattle Pacific1	W	82-71
D9	Boise State	W	79-53
D11	at San Diego	L	69-74
D12	at San Diego State	L	63-92
D20	at Washington	L	59-106
D28	U.S. International	L	71-76
D29	Oregon State	L	73-78
J3	Western Kentucky	L	67-101
J4	Arizona2	L	58-83
J5	Harvard2	L	63-68
J9	Wyoming	W	65-59
J14	Western Oregon	W	74-49
J17	Eastern Washington	W	71-61
J24	Portland	W	92-86
J27	Oregon	L	74-94
J31	Idaho	W	78-58
F6	at Portland	L	76-89
F10	Concordia	W	77-52
F13	at Gonzaga	W	67-65
F14	at Eastern Washington	L	82-84
F21	Northern Arizona	W	76-68
F27	at Idaho	W	82-65
F28	at Boise State	L	64-73

1 - Dial Classic (Pullman, Wash.)

2 - Hawaii Invitational (Honolulu, Hawaii)

### 1987-88 HEAD COACH: GREG BRUCE

N27	at Idaho1	W	83-63
N28	Colorado State1	L	67-71
D3	at Santa Clara	L	78-80
D4	at San Francisco2	W	76-71
D5	Pacific2	L	67-88
D11	Eastern Washington3	L	79-105
D12	at Portland3	L	57-64
D14	Dartmouth	L	50-74
D20	Idaho	L	60-70
D23	Utah	L	58-72
D30	at Oregon State	L	62-79
J2	at Eastern Washington	L	67-71
J3	at Gonzaga	L	61-65
J6	Cal State Northridge	L	82-86
J8	Wyoming	L	68-82
J15	at Colorado State	L	70-74
J16	at Wyoming	L	63-108
J26	Lewis and Clark	W	95-40
J29	Concordia (OR)	W	66-58
F6	Washington State	W	76-73
F9	at Portland	W (2ot)	73-70
F12	at Utah	L	73-92
F13	at BYU	L	83-103
F16	Western Oregon	W	79-60
F19	at U.S. International	L	71-82
F23	Portland	L	60-62

1 - Vandal Classic (Moscow, Idaho)

2 - Sourdough Classic (San Francisco, Calif.)

3 - Portland Tournament (Portland, Ore.)

### 1988-89 HEAD COACH: GREG BRUCE

N20	New Zealand^	W	66-55
N25	at Boise State1	L	51-82
N26	Gonzaga1	L	57-59
N29	St. Martin's	W	87-60
D3	at Fresno State2	L	50-75
D4	TCU2	L	70-81
D10	Concordia (OR)	W	53-50
D17	Montana	L	58-68





# YEAR-BY-YEAR RESULTS

D19	Oregon	L	73-82
D29	Brown	W	79-56
D31	at Oregon State	L	67-80
J6	Pacific (OR)	W	90-64
J7	Gonzaga	W	78-67
J10	at Portland	W	69-56
J13	at Southern Utah	W	92-77
J14	at Southern Utah	L	60-63
J20	at Wyoming	L	61-71
J21	at Northern Colorado	L	70-79
J28	Western Oregon	W	89-58
J31	Portland	W	70-68
F11	Boise State	W	74-69
F12	U.S. International	W	99-87
F17	UMBC <sup>3</sup>	W	86-72
F18	at U.S. International <sup>3</sup>	L	70-78
F24	Stephen F. Austin <sup>4</sup>	L	65-100
F25	at Alaska Anchorage <sup>4</sup>	L	83-102
F26	Monmouth <sup>4</sup>	W	80-69
F28	UTEP <sup>4</sup>	W	75-71

- 1 - Boise State Invitational (Boise, Idaho)
- 2 - Taco Bell Classic (Fresno, Calif.)
- 3 - Great West Classic (San Diego, Calif.)  
Hosted By: U.S. International
- 4 - Northern Lights Invitational (Anchorage, Alaska)
- ^ Exhibition

**1989-90**                      **17-10**  
**HEAD COACH: GREG BRUCE**

N19	Australia Stars <sup>^</sup>	L	62-83
N24	Idaho State <sup>1</sup>	L	62-68
N25	Southern Utah <sup>1</sup>	W	96-88
D1	at Illinois <sup>2</sup>	L	68-76
D2	Middle Tennessee State <sup>2</sup>	W	69-64
D10	San Jose State	W	76-64
D13	Eastern Washington	W	79-58
D16	Oregon State	W (ot)	77-72
D18	Western Washington	L	64-67
D20	Northwestern	L	78-88
D22	at Oregon	L	71-91
D29	at Idaho State	W	76-62
D31	at Montana	L	60-76
J2	at Gonzaga	L	64-65
J6	Colorado State	W	64-52
J9	Portland AAU <sup>^</sup>	L	76-85
J12	Rutgers	W	76-72
J19	Colorado State <sup>3</sup>	W	76-72
J21	at Missouri-Kansas City <sup>3</sup>	L	55-69
J26	Seattle	W	91-64
J30	at Portland	W	69-66
F2	at Idaho	W	77-69
F3	at Eastern Washington	L	73-86
F9	at Weber State	L	69-89
F10	at Southern Utah	W	80-71
F13	Western Oregon	W	91-50
F17	Concordia (OR)	W	114-37
F21	Southern Utah	W	91-58
F26	Portland	W	84-81

- 1 - Boise State Tournament (Boise, Idaho)
- 2 - Illinois Tournament (Champaign, Ill.)
- 3 - UMKC Classic (Kansas City, Mo.)
- ^ Exhibition

**1990-91**                      **19-8**  
**HEAD COACH: GREG BRUCE**

N23	UC Irvine <sup>1</sup>	W	69-67
N24	at Idaho <sup>1</sup>	L	68-71
N30	Cleveland State <sup>2</sup>	W	85-68
D1	at UC Irvine <sup>2</sup>	W	80-70
D8	Oregon	L	77-89
D12	Oregon State	W	83-74
D14	Weber State	W	100-86
D17	Eastern Montana	W	73-56

D19	at Boise State	L	87-97
D28	at San Jose State <sup>3</sup>	W	80-71
D29	Boise State <sup>3</sup>	L	68-71
D31	at Pacific	L	68-78
J3	Gonzaga	W	79-62
J5	at Portland	W	69-68
J11	Portland AAU <sup>^</sup>	W	93-89
J19	Pacific (OR)	W	85-60
J22	Concordia (OR)	W	91-41
J25	Cal State Northridge <sup>4</sup>	W	77-37
J26	Southern Utah <sup>4</sup>	W	105-61
F2	Idaho	W	95-83
F4	Western Oregon	W	90-68
F8	Southern Utah <sup>5</sup>	W	112-72
F9	Cal State Northridge <sup>5</sup>	W	82-62
F16	at Miami (FL)	L	63-84
F18	at Florida International	L	63-82
F22	at Cal State Northridge	W	69-67
F23	at Nevada	L	89-92
F26	Portland	W	94-51

- 1 - Mark IV Vandal Classic (Moscow, Idaho)
- 2 - Disneyland Freedom Bowl Classic (Irvine, Calif.)
- 3 - Anheuser Busch Classic (San Jose, Calif.)
- 4 - Great West Classic (Sacramento, Calif.)
- 5 - TCI Cable/Cypress Inn Classic (Portland, Ore.)
- ^ Exhibition

## NCAA DIVISION II

**1991-92**                      **31-3, 10-0 PWC**  
**HEAD COACH: GREG BRUCE**

**NCAA DII FINAL FOUR**

N23	Portland	W	90-58
N26	Pacific (OR)	W	103-78
N29	Richmond <sup>1</sup>	W	72-71
N30	at Arizona <sup>1</sup>	W	85-76
D5	at Portland	W	90-67
D14	at Hawai'i	L	81-106
D15	at Hawai'i	L	86-91
D18	Southern Colorado <sup>2</sup>	W	89-55
D19	at Grand Canyon*	W	90-77
D22	at Eastern Montana*	W	73-60
J2	at Gonzaga	W	91-58
J4	at Eastern Washington	W	76-73
J6	at Idaho	W	86-81
J8	Texas A&I	W	116-100
J11	Eastern Montana*	W	106-55
J18	Seattle Pacific*	W	93-63
J20	Nevada	W	74-41
J24	at Alaska Anchorage*	W	87-64
J26	at Alaska Fairbanks*	W	89-67
J30	Boise State	W	88-80
J31	Western Oregon	W	97-51
F2	Alaska Anchorage*	W	70-64
F7	Southern Utah <sup>3</sup>	W	85-63
F8	Sacramento State <sup>3</sup>	W	87-69
F13	Grand Canyon*	W	117-58
F14	at Seattle Pacific*	W	84-69
F21	Alaska Fairbanks*	W	106-61
F23	at Sacramento State	W	73-71
F25	at Southern Utah	W	81-68

- NCAA II West Regional (Portland, Ore.)**
- |     |                  |   |        |
|-----|------------------|---|--------|
| M13 | Alaska Anchorage | W | 101-76 |
| M14 | UC Davis         | W | 83-56  |
- NCAA II Quarterfinal (Portland, Ore.)**
- |     |              |   |       |
|-----|--------------|---|-------|
| M21 | St. Joseph's | W | 83-62 |
|-----|--------------|---|-------|
- NCAA II Final Four (Fargo, N.D.)**
- |     |                       |   |       |
|-----|-----------------------|---|-------|
| M27 | at North Dakota State | L | 59-93 |
| M28 | Bentley               | W | 72-69 |
- 1 - Arizona Classic (Tucson, Ariz.)
  - 2 - at Phoenix, Ariz.
  - 3 - Raindrop Classic (Portland, Ore.)

\* Pacific West Conference Game

**1992-93**                      **21-8, 9-1 PWC**  
**HEAD COACH: GREG BRUCE**

**NCAA DII TOURNAMENT**

N20	St. Martin's <sup>1</sup>	W	99-71
N21	Simon Fraser <sup>1</sup>	W	74-72
N24	Pacific (OR)	W	79-53
N27	Northern Montana <sup>2</sup>	L	72-80
N28	Concordia (OR) <sup>2</sup>	W	100-55
D3	Angelo State <sup>3</sup>	W (ot)	66-64
D4	Bellarmine <sup>3</sup>	W	77-74
D5	at West Texas State <sup>3</sup>	L	83-92
D12	at Humboldt State	W	74-64
D15	at UC Davis	W	60-46
D17	at Chico State	L	88-99
D20	Idaho	W	87-65
D28	at South Dakota	L	71-87
D30	at North Dakota	L	46-78
J5	Portland	L	77-83
J8	at St. Martin's	L	76-63
J16	at Seattle Pacific*	W	78-57
J21	Alaska Anchorage*	W	92-76
J23	Alaska Fairbanks*	W	86-35
J28	at Eastern Montana*	L	58-72
J30	at Grand Canyon*	W	74-64
F6	Western Oregon	W	80-60
F13	Seattle Pacific*	W	82-71
F18	at Alaska Anchorage*	W	65-51
F20	at Alaska Fairbanks*	W	82-67
F25	Eastern Montana*	W	83-64
F27	Grand Canyon*	W	105-53

**NCAA II West Regional (Pomona, Calif.)**

M12	UC Davis	W	64-61
M13	at Cal Poly Pomona	L	51-59

- 1 - Raindrop Classic (Portland, Ore.)
- 2 - Thanksgiving Tournament (Lewiston, Idaho)
- 3 - West Texas State Tournament (Canyon, Texas)
- \* Pacific West Conference game

**1993-94**                      **26-3, 8-2 PWC**  
**HEAD COACH: GREG BRUCE**

**NCAA DII TOURNAMENT**

N19	Humboldt State <sup>1</sup>	W (ot)	92-84
N20	UC Riverside <sup>1</sup>	W	67-65
N21	Eastern Montana <sup>1</sup>	W	85-69
N27	at Portland	L	66-90
N29	Pacific (OR)	W	137-72
D3	North Dakota	W	83-75
D4	at Puget Sound	W	66-57
D11	Chico State	W	88-57
D16	Metro State <sup>2</sup>	W	73-67
D17	Cal State Hayward <sup>2</sup>	W	82-58
D18	Bellarmine <sup>2</sup>	W	85-71
D29	Humboldt State <sup>3</sup>	W	79-62
D30	UC Davis <sup>3</sup>	W	79-65
J6	at West Georgia	W	85-71
J8	at Kennesaw State	W	84-59
J15	Seattle Pacific*	W	88-63
J20	at Alaska Fairbanks*	W	112-54
J22	at Alaska Anchorage*	L	82-92
J27	Grand Canyon*	W	106-84
J29	Eastern Montana*	W	57-52
F5	Northwest Nazarene	W	107-60
F7	Western Oregon	W	76-64
F10	Alaska Fairbanks*	W	109-59
F12	Alaska Anchorage*	W	91-74
F17	at Grand Canyon*	W	83-63
F19	at Eastern Montana*	L	73-87
F26	at Seattle Pacific*	W	89-82

**NCAA II West Regional (Portland, Ore.)**

M11	Eastern Montana	W	90-54
-----	-----------------	---	-------





# YEAR-BY-YEAR RESULTS

M12 CSU San Bernardino# L 69-79  
 1 - Chico State Invitational (Chico, Calif.)  
 2 - TCI Cable Raindrop Classic (Portland, Ore.)  
 3 - NorCal/PacWest Challenge (Portland, Ore.)  
 \* Pacific West Conference game  
 # Game later forfeited

## 1994-95 26-6, 8-2 PWC

**HEAD COACH: GREG BRUCE**

### NCAA DII ELITE EIGHT

N19 Pittsburgh Johnstown<sup>1</sup> W 84-62  
 N20 at Bellarmine<sup>1</sup> W 71-57  
 N25 Central Washington<sup>2</sup> W 75-49  
 N26 Simon Fraser<sup>2</sup> W 71-62  
 D3 at CS San Bernardino W 75-61  
 D5 at Humboldt State W 79-67  
 D11 at Regis W 63-48  
 D12 at Denver W 77-67  
 D15 UC Riverside<sup>3</sup> W 83-72  
 D16 Jacksonville State<sup>3</sup> W 104-87  
 D17 Seattle Pacific<sup>3</sup> W 93-84  
 D29 Humboldt State<sup>4</sup> L 78-80  
 D30 at UC Davis<sup>4</sup> L 81-90  
 J3 at Cal State Hayward W 98-31  
 J6 Lewis-Clark State W 81-68  
 J7 at St. Martin's L 79-81  
 J10 Western Oregon W 84-72  
 J19 Western New Mexico\* W 89-60  
 J21 Montana State Billings\* W 63-54  
 J26 at Alaska Fairbanks\* W 107-40  
 J28 at Alaska Anchorage\* W 83-63  
 F2 Seattle Pacific\* W 82-72  
 F9 at W. New Mexico\* W 85-76  
 F11 at Montana St. Billings\* L 66-70  
 F16 Alaska Fairbanks\* W 108-45  
 F18 Alaska Anchorage\* W 90-53  
 F25 at Seattle Pacific\* L 67-70

### NCAA II West Regional (Portland, Ore.)

M10 Seattle Pacific W 86-75  
 M11 UC Davis W 82-69

### NCAA II Elite Eight (Fargo, N.D.)

M22 Wingate W 82-69  
 M23 Stonehill W 75-59  
 M25 at North Dakota State L 85-98

1 - Bellarmine Tip-Off Classic (Louisville, Ky.)  
 2 - PSU Invitational (Portland, Ore.)  
 3 - PSU Raindrop Classic (Portland, Ore.)  
 4 - NorCal/PacWest Challenge (Davis, Calif.)  
 \* Pacific West Conference game

## 1995-96 25-5, 8-2 PWC

**HEAD COACH: GREG BRUCE**

### NCAA DII ELITE EIGHT

N17 UC Davis<sup>1</sup> W 76-69  
 N18 Humboldt State<sup>1</sup> W 81-33  
 N24 St. Martin's<sup>1</sup> W 81-57  
 N25 Western Washington<sup>2</sup> W 92-82  
 D1 Cal State Los Angeles<sup>3</sup> W 84-44  
 D2 CSU San Bernardino<sup>3</sup> W 102-39  
 D8 at Abilene Christian L 62-81  
 D10 at Midwestern State W 76-63  
 D13 Cal Poly Pomona W 82-68  
 D15 Denver W 65-42  
 D18 Cal State Stanislaus<sup>4</sup> W 94-47  
 D19 North Dakota<sup>4</sup> L 65-74  
 D29 at Grand Canyon<sup>5</sup> W 90-62  
 D30 Western New Mexico<sup>5</sup> W 81-71  
 J2 at UC Riverside W 75-59  
 J5 Oakland City W 94-61  
 J6 Oakland City W 91-33  
 J18 at Montana St. Billings\* L 47-75  
 J20 at W. New Mexico\* L 61-73  
 J25 Alaska Anchorage\* W 83-59  
 J27 Alaska Fairbanks\* W 91-37

F3 at Seattle Pacific\* W 92-80  
 F8 Montana State Billings\* W 84-65  
 F10 Western New Mexico\* W 80-64  
 F15 at Alaska Anchorage\* W 80-65  
 F17 at Alaska Fairbanks\* W 62-57  
 F24 Seattle Pacific\* W 80-69

### NCAA II West Regional (Davis, Calif.)

M8 Montana State Billings W 83-73  
 M9 at UC Davis W 70-66

### NCAA II Elite Eight (Fargo, N.D.)

M20 at North Dakota State L 65-91  
 1 - NorCal/PacWest Challenge (Seattle, Wash.)  
 2 - PSU Invitational (Portland, Ore.)  
 3 - PSU Raindrop Classic (Portland, Ore.)  
 4 - Coconut Coast Classic (Hilo, Hawaii)  
 5 - Grand Canyon Classic (Phoenix, Ariz.)  
 \*Pacific West Conference game

## NCAA DIVISION I

### 1996-97 11-14, 7-9 BSC

**HEAD COACH: JENNY YOPP**

N22 Seattle Pacific L 54-60  
 N23 Seattle Pacific W 70-50  
 N29 Stetson<sup>1</sup> W 65-49  
 N30 at Cornell<sup>1</sup> W 56-54  
 D7 at Portland L 43-83  
 D15 at San Diego L 58-62  
 D17 at Loyola Marymount W 61-54  
 D18 at UC Irvine L 39-41  
 D30 Boise State L 40-44  
 J2 Cal State Northridge\* W 57-53  
 J4 Northern Arizona\* W 67-57  
 J9 at Idaho State\* L 53-66  
 J11 at Sacramento State\* L 55-57  
 J17 at Montana\* L 52-62  
 J18 at Montana State\* L 70-73  
 J23 Weber State\* W 63-60  
 J25 at Eastern Washington\* W 48-36  
 F1 Eastern Washington\* W 64-56  
 F6 Sacramento State<sup>2\*</sup> W 62-52  
 F8 Idaho State\* L 47-57  
 F13 at Northern Arizona\* L 58-83  
 F15 at Cal State Northridge\* W 53-51  
 F20 Montana\* L 59-72  
 F22 Montana State\* L 44-47  
 F27 at Weber State\* L 29-80

1 - Cornell Invitational (Ithaca, N.Y.)  
 2 - Game played at the Rose Garden  
 \* Big Sky Conference game

### 1997-98 11-16, 7-9 BSC

**HEAD COACH: JENNY YOPP**

N21 at Denver W 69-53  
 N23 at Nevada L 47-63  
 N28 San Diego State<sup>1</sup> W (ot) 68-66  
 N29 at Oregon<sup>1</sup> L 60-64  
 D3 Portland L 60-63  
 D12 at Oregon State L 61-92  
 D15 UC Irvine W 51-43  
 D19 at Seattle Pacific L 76-82  
 D29 at Pepperdine<sup>2</sup> L 48-69  
 D30 vs. Tennessee Tech<sup>2</sup> L 62-71  
 J3 at Cal State Northridge\* L 57-62  
 J5 at Northern Arizona\* L 46-79  
 J9 Sacramento State\* W (ot) 79-75  
 J10 Idaho State\* W 83-72  
 J15 Montana\* L (ot) 71-85  
 J18 Montana State\* W 67-65  
 J22 at Weber State\* L 59-64  
 J25 Eastern Washington\* W 75-45  
 J28 Western Oregon W 72-49  
 J31 at Eastern Washington\* L# 63-65  
 F5 at Sacramento State\* L 63-65

## 100-POINT GAMES

Record: 23-0

### 1990

2/17/90 vs. Concordia 114-37  
 12/14/90 vs. Weber State 100-86

### 1991

1/26/91 vs. Southern Utah<sup>1</sup> 105-61  
 2/8/91 vs. Southern Utah 112-72  
 11/26/91 vs. Pacific (Ore.) 103-78

### 1992

1/8/92 vs. Texas A&I 116-100  
 1/11/92 vs. Eastern Montana 106-55  
 2/13/92 vs. Grand Canyon 117-58  
 2/21/92 vs. Alaska-Fairbanks 106-61  
 3/13/92 vs. Alaska-Anchorage<sup>2</sup> 101-76  
 11/28/92 vs. Concordia 100-55

### 1993

2/27/93 vs. Grand Canyon 105-53  
 11/29/93 vs. Pacific (Ore.) 137-72

### 1994

1/20/94 at Alaska-Fairbanks 112-54  
 1/27/94 vs. Grand Canyon 106-84  
 2/5/94 vs. Northwest Nazarene 107-60  
 2/10/94 vs. Alaska-Fairbanks 109-59  
 12/16/94 vs. Jacksonville State 104-87

### 1995

1/26/95 at Alaska-Fairbanks 107-40  
 2/16/95 vs. Alaska-Fairbanks 108-45  
 12/2/95 vs. CS-San Bernardino 102-39

### 2018

11/9/18 vs. Warner Pacific 102-49

### 2019

11/5/19 vs. Multnomah 104-48

1 - at Sacramento  
 2 - NCAA II Playoff Game

F7 at Idaho State\* L 54-67  
 F12 Northern Arizona\* L 48-62  
 F14 Cal State Northridge\* W 68-65  
 F19 at Montana\* L 65-76  
 F20 at Montana State\* L 49-68  
 F25 Weber State\* W 57-47

1 - Oregon Shootout (Eugene, Ore.)  
 2 - Pepperdine Classic (Malibu, Calif.)  
 \* Big Sky Conference game

# Game later forfeited by EWU

### 1998-99 18-10, 12-4 BSC

**HEAD COACH: JENNY YOPP**

N16 at Boise State L 65-80  
 N20 San Diego L 44-80  
 N25 #16 Colorado State L 70-84  
 D3 Denver W 52-44  
 D5 Nevada<sup>1</sup> W 71-61  
 D11 Long Beach State W 64-56  
 D13 at Portland L 62-66  
 D18 Oregon State L 53-66  
 D20 at Nicholls State W 85-73  
 D22 at New Orleans W 64-62  
 D31 at Weber State\* W 72-62  
 J7 Cal State Northridge\* L 65-75  
 J9 Northern Arizona\* W 81-72  
 J14 at Idaho State\* W 63-57  
 J16 at Sacramento State\* W 83-59





A two-time All-American, Kristi Smith set the then-PSU single-season record with 271 rebounds in 1994-95. Her record stood for 21 years before being broken by Cici West in 2015-16.

J21	at Montana*	W (ot)	80-74	M4	at Montana State*	W	76-61
J23	at Montana State*	L	66-68	1 - San Diego State Classic (San Diego, Calif.)			
J28	Weber State*	W	64-44	2 - Oregon Jam (Portland, Ore.; Rose Garden)			
J30	at Eastern Washington*	W	72-59	* Big Sky Conference game			
F6	Eastern Washington*	W	79-57				
F11	Sacramento State*	W	90-75				
F13	Idaho State*	W	65-59				
F18	at Northern Arizona*	L	56-71				
F20	at Cal State Northridge*	L	67-71				
F25	Montana*	W	68-49				
F27	Montana State*	W	69-62				

### Big Sky Tournament (Northridge, Calif.)

M5	vs. Montana	W	64-51
M6	at Cal State Northridge	L	65-79
1 - Game played at Memorial Coliseum			
* Big Sky Conference game			

### 1999-00 9-18, 7-9 BSC

#### HEAD COACH: GEORGE WOLFE

N20	Boise State	L	62-65
N22	at Oregon State	L	47-65
N26	vs. Missouri <sup>1</sup>	L	48-67
N27	vs. Indiana State <sup>1</sup>	L	65-70
D1	Pacific	L	50-59
D3	Cal State Fullerton	W	62-40
D12	at Colorado State	L	38-74
D15	at Long Beach State	W	54-47
D18	at #14 Oregon <sup>2</sup>	L	42-79
D30	Idaho	L	62-68
J2	Portland	L	47-65
J4	Weber State*	W	60-46
J8	at Eastern Washington*	W	69-51
J13	at Cal State Northridge*	L	47-70
J15	at Northern Arizona*	L	34-55
J21	Sacramento State*	W	83-68
J22	Idaho State*	L	57-66
J27	Montana*	L	39-54
J29	Montana State*	W	87-66
F3	at Weber State*	W	61-47
F5	Eastern Washington*	L	52-58
F17	at Sacramento State*	L	55-60
F19	at Idaho State*	L	50-59
F24	Northern Arizona*	W	64-55
F25	Cal State Northridge*	L	48-50
M2	at Montana*	L	47-62

### 2000-01 4-24, 3-13 BSC

#### HEAD COACH: GEORGE WOLFE

N17	Oregon State	L	54-64
N19	at Portland	L	42-56
N24	at George Mason <sup>1</sup>	L	58-73
N25	vs. Stetson <sup>1</sup>	L	53-71
N28	San Diego State	L	50-53
D2	at Cal State Fullerton	W	73-59
D9	at Boise State	L	57-69
D11	at Idaho	L	50-69
D15	at Pacific	L	53-69
D18	Cal Poly	L	44-49
D23	#22 Vanderbilt	L	56-97
D30	New Mexico	L	52-72
J4	Montana*	L	59-73
J6	Montana State*	L	66-86
J11	at Weber State*	L	47-77
J13	Eastern Washington*	L	71-84
J18	Cal State Northridge*	L	60-63
J20	Northern Arizona*	L	62-70
J25	at Idaho State*	L	58-71
J27	at Sacramento State*	L	56-75
F1	at Montana*	L	50-70
F3	at Montana State*	W	66-55
F7	Weber State*	L	63-73
F17	at Eastern Washington*	L	63-85
F22	Sacramento State*	W	80-63
F24	Idaho State*	L	49-67
M1	at Northern Arizona*	L	48-68
M3	at Cal State Northridge*	W	54-52
1 - Patriot Thanksgiving Classic (Fairfax, Va.)			
* Big Sky Conference game			

### 2001-02 11-18, 5-9 BSC

#### HEAD COACH: GEORGE WOLFE

N17	vs. Texas A&M <sup>1</sup>	W (2ot)	80-78
N18	at Hawaii <sup>1</sup>	W	55-68
N19	at Oregon State	L	42-56
N23	UC Irvine	W (ot)	71-69
N26	at Washington State	L	49-55

N29	UC Riverside	W	75-64
D1	Boise State	L	75-81
D8	Portland <sup>2</sup>	W	83-72
D15	at New Mexico	L	41-82
D18	Cal State Northridge	W	60-56
D21	at Santa Clara	L	49-73
D31	Brown	W	57-42
J3	at Weber State*	L	74-85
J5	at San Diego State	L	51-73
J11	at Montana State*	L	66-81
J12	at Montana*	L	51-70
J14	Eastern Washington*	L	61-64
J25	Idaho State*	W	82-69
J26	Weber State*	W	68-65
F1	at Sacramento State*	W	67-45
F2	at Northern Arizona*	L	46-72
F8	Montana*	W	64-50
F9	Montana State*	L	64-76
F13	at Cal Poly	L	52-69
F16	at Eastern Washington*	L	44-53
F23	at Idaho State*	L	65-84
M1	Northern Arizona*	L	52-55
M2	Sacramento State*	W	71-43

### Big Sky Tournament (Ogden, UT)

M7	vs. Montana	L	52-86
1 - Waikiki Beach Classic (Honolulu, Hawaii)			
2 - Game played at the Rose Garden			
* Big Sky Conference game			

### 2002-03 13-15, 8-6 BSC

#### HEAD COACH: GEORGE WOLFE

N22	at Cal State Northridge	W	71-60
N25	Cal Poly	W	86-68
N29	at Arizona State <sup>1</sup>	L	53-72
N30	vs. Oklahoma State <sup>1</sup>	L	51-68
D7	at Oregon State	L	43-60
D14	at Boise State	L	58-66
D20	Illinois State	W	72-54
D21	Idaho	W	54-44
D28	at UC Riverside	L	58-67
D30	at UC Irvine	L	64-86
J3	Pepperdine	L	65-79
J4	at Portland	L	52-66
J9	San Diego State	W	59-55
J16	at Sacramento State*	W	77-51
J18	at Northern Arizona*	L	42-65
J25	Eastern Washington*	W (ot)	78-69
J30	Weber State*	L	43-61
F1	Idaho State*	W	78-64
F6	at Montana*	L	44-63
F8	at Montana State*	L	66-83
F13	Northern Arizona*	W	63-56
F15	Sacramento State*	W	69-55
F22	at Eastern Washington*	L	45-65
F27	at Idaho State*	W	65-64
M1	at Weber State*	W	62-59
M6	Montana State*	L	64-76
M8	Montana*	W	67-58

### Big Sky Tournament (Ogden, Utah)

M13	vs. Eastern Washington	L	64-71
1 - Wells Fargo Holiday Classic (Tempe, Ariz.)			
* Big Sky Conference game			

### 2003-04 6-22, 3-11 BSC

#### HEAD COACH: GEORGE WOLFE

N21	at Idaho	L	66-79
N23	at Cal Poly	L (ot)	63-75
N28	vs. Army <sup>1</sup>	L	55-69
N29	vs. Morgan State <sup>1</sup>	W	74-55
D3	Oregon State	L	52-68
D6	Portland	L	72-77
D12	Gonzaga	L	61-69
D16	UC Irvine	W	61-60
D18	at Illinois State	L	38-62







# YEAR-BY-YEAR RESULTS

J23	Idaho State*	W	61-45
J30	Eastern Washington*	W	67-60
F5	Sacramento State*	L	78-83
F12	at Montana*	W	72-60
F13	at Montana State*	L	73-83
F19	Northern Arizona*	W	74-56
F20	Northern Colorado*	L	54-56
F26	at Idaho State*	L	51-63
F27	at Weber State*	W	65-62
M6	at Eastern Washington*	L	68-78

**Big Sky Tournament (Cheney, Wash.)**  
M11 vs. Idaho State W 75-61  
M12 vs. Montana W 62-47  
M13 vs. Montana State W 62-58

**NCAA First Round (Seattle, Wash.)**  
M20 vs. #9 Texas A&M L 53-84

1 - World Vision Invitational (Eugene, Ore.)  
\* Big Sky Conference game

**2010-11** **20-12, 12-4 BSC**  
**HEAD COACH: SHERRI MURRELL**

**WNIT FIRST ROUND**

N14	at Washington	L	50-51
N18	at UC Santa Barbara	W (ot)	69-66
N23	Lewis & Clark	W	74-47
N27	vs. Tulane <sup>1</sup>	W	83-76
N28	at California <sup>1</sup>	L	49-82
D2	Hawai'i	W	77-66
D4	at UC Irvine	L	61-75
D11	Loyola Marymount	W	65-39
D16	at Nevada	L	57-85
D18	at BYU	L	67-82
D21	Georgia Tech	L	53-69
D28	Portland	W	64-62
J3	Corban	W	96-55
J8	at Eastern Washington*	L	62-70
J13	at Northern Colorado*	L	60-72
J17	Idaho State*	W	89-79
J20	at Weber State*	L	62-65
J22	at Northern Arizona*	W	56-48
J27	Eastern Washington*	W	77-70
J29	at Sacramento State*	W	97-73
F3	Sacramento State*	W	92-74
F5	Northern Colorado*	W	67-60
F10	at Idaho State*	L	58-63
F17	Weber State*	W	68-60
F19	Northern Arizona*	W	76-55
F24	at Montana*	W	70-65
F26	at Montana State*	W	81-77
M3	Montana*	W	53-47
M5	Montana State*	W	65-63

**Big Sky Tournament (Portland, Ore.)**  
M11 Eastern Washington W 73-62  
M12 Montana L 58-62

**WNIT First Round (Laramie, Wyo.)**  
M16 at Wyoming L 44-79

1 - Colliers International Classic (Berkeley, Calif.)  
\* Big Sky Conference game

**2011-12** **15-14, 7-9 BSC**  
**HEAD COACH: SHERRI MURRELL**

N11	UC Irvine	W	80-76
N13	UC Santa Barbara	W	65-51
N20	at Oregon	L	71-75
N25	at Portland	L	54-62
N27	at Gonzaga	L	69-99
D3	Nevada	W	80-73
D10	at Loyola Marymount	W	70-55
D13	Western Oregon	W	78-58
D18	at Hawai'i <sup>1</sup>	L	66-78
D19	vs. UC Davis <sup>1</sup>	W	68-57
D20	vs. Denver <sup>1</sup>	W	70-66
D28	Corban	W	90-48

D31	Montana State*	L	83-95
J5	at Northern Arizona*	W	84-74
J7	at Weber State*	W	66-56
J12	Northern Colorado*	W	62-61
J16	at Idaho State*	L	63-78
J21	Eastern Washington*	L	67-75
J26	at Montana State*	L	50-70
J28	at Montana*	L	56-78
F2	Weber State*	W	76-63
F4	Northern Arizona*	W	73-59
F9	Seattle	L	79-90
F11	Idaho State*	L	59-70
F18	at Sacramento State*	L	67-71
F23	at Eastern Washington*	W	76-69
F25	Sacramento State*	L	82-84
M1	Montana*	W	60-52
M3	at Northern Colorado*	L	50-65

1 - Rainbow Wahine Shootout (Honolulu, Hawaii)  
\* Big Sky Conference game

**2012-13** **12-17, 6-14 BSC**  
**HEAD COACH: SHERRI MURRELL**

N9	George Fox	W	55-35
N15	at University of Oregon	W (2ot)	87-85
N20	Corban University	W	67-52
N23	vs. Chattanooga <sup>1</sup>	L	59-68
N24	vs. Butler <sup>1</sup>	W	71-58
D2	University of Portland	W	64-49
D7	Gonzaga University	L	40-54
D9	at Seattle University	L	59-72
D20	at Idaho State*	L	50-63
D22	at Weber State*	W	74-60
D29	at University of Portland	W	64-61
J3	Montana State*	L	74-81
J5	Montana*	L	55-70
J10	at Sacramento State*	L	77-81
J12	at Northern Arizona*	W	60-59
J17	Northern Colorado*	L	42-67
J19	North Dakota*	W	73-66
J21	Eastern Washington*	L	56-68
J24	Southern Utah*	L (OT)	68-70
J31	at Montana*	L	61-72
F2	at Montana State*	W	75-72
F7	Northern Arizona*	W	66-61
F9	Sacramento State*	L	82-88
F14	at Southern Utah*	L	60-83
F21	at Eastern Washington*	L	51-83
F23	at North Dakota*	L	50-71
M2	at Northern Colorado*	L	48-63
M7	Weber State*	W (OT)	79-73
M9	Idaho State*	L	54-61

1 - Thanksgiving Classic (Moraga, Calif.)  
\* Big Sky Conference Game

**2013-14** **8-21, 6-14 BSC**  
**HEAD COACH: SHERRI MURRELL**

N10	St. Mary's	L	54-72
N22	Seattle	L	68-80
N26	Corban	W	74-62
N30	Princeton	L	76-94
D1	Columbia	W	75-67
D6	at #24 Gonzaga	L	47-96
D14	at Oregon	L	78-113
D17	at Georgia Tech	L	54-104
D21	Portland	L	49-76
D29	at Eastern Washington*	W	86-74
J2	Idaho State*	L	64-76
J4	Weber State*	W	66-60
J9	at Montana State*	L	78-89
J11	at Montana*	L	58-94
J16	Sacramento State*	W	83-80
J18	Northern Arizona*	L	67-88

J23	at Southern Utah*	L	60-69
J30	at Northern Colorado*	L	60-77
F1	at North Dakota*	L	44-69
F6	Montana	L	55-65
F8	Montana State	W	72-61
F13	at Northern Arizona	L	61-84
F15	at Sacramento State	L	80-84
F22	Southern Utah	L	79-86
F24	Eastern Washington	L	60-61
F27	North Dakota	L	52-73
M1	Northern Colorado	W	57-51
M6	at Weber State	W	62-60
M8	at Idaho State	L	64-79

\* Big Sky Conference game

**2014-15** **4-25, 2-16 BSC**  
**HEAD COACH: SHERRI MURRELL**

N16	at Seattle University	L	47-54
N19	South Dakota	L	57-86
N22	Corban	L	64-74
N25	at Oregon	L	56-63
N29	Long Beach State	L	58-62
D5	Navy	W	56-50
D7	at Gonzaga	L	41-73
D12	at Portland	L	63-91
D14	Western Washington	L	64-75
D19	at Princeton	L	33-104
D21	at Columbia	W	71-66
J1	at Southern Utah*	L	74-86
J3	at Northern Arizona*	L	46-94
J8	Northern Colorado*	L	54-68
J10	North Dakota*	W	73-70
J15	at Eastern Washington*	L	54-101
J17	at Idaho*	L	49-77
J22	Weber State*	L	51-60
J24	Idaho State*	L	53-65
J29	at Montana*	L	31-72
J31	at Montana State*	L	46-63
F07	Sacramento State*	L	60-92
F12	Idaho*	L	49-69
F14	Eastern Washington*	L	63-77
F19	at North Dakota*	L	45-76
F21	at Northern Colorado*	L	50-90
F28	at Sacramento State*	L	77-123
M5	Northern Arizona*	L	62-79
M7	Southern Utah*	W	80-65

\* Big Sky Conference game

**2015-16** **4-26, 2-16 BSC**  
**HEAD COACH: LYNN KENNEDY**

N13	at Cal State Fullerton	L	69-84
N15	at Long Beach State	L	71-89
N21	Warner Pacific	L	64-76
N24	Portland	L	53-69
N27	UC Davis	L	70-80
D3	at South Dakota State	L	65-74
D5	at South Dakota	L	61-103
D12	Corban	W	90-76
D15	Seattle	L	64-85
D17	at Oregon	L	59-122
D20	CSUN	W	83-77
J2	at Sacramento State*	L	91-132
J7	Montana*	L	58-79
J9	Montana State*	L	59-106
J14	at Weber State*	L	73-102
J16	at Idaho State*	L	70-71
J23	Sacramento State*	L	78-126
J28	Eastern Washington*	W	81-79
J30	Idaho*	L	65-94
F4	at Montana State*	L	64-74
F6	at Montana*	L	57-76
F11	Idaho State*	L	42-64
F13	Weber State*	L	58-75
F18	at Idaho*	L	63-84





# YEAR-BY-YEAR RESULTS

F20	at Eastern Washington*	L	57-70
F25	North Dakota*	L	62-75
F27	Northern Colorado*	L	59-70
M2	at Northern Arizona*	W	88-80
M4	at Southern Utah*	L	64-76

### Big Sky Tournament (Reno, Nev.)

M7	vs. Weber State	L	68-91
----	-----------------	---	-------

\* Big Sky Conference game

### 2016-17

### 16-17, 8-10 BSC

#### HEAD COACH: LYNN KENNEDY

N11	at CSUN	L	72-99
N16	at Boise State	L	76-94
N20	Pacific Union	W	93-61
N23	at Seattle University	W	79-71
N30	at Portland	L	68-79
D3	UC Irvine	W	79-73
D10	Cal State Fullerton	W	81-73
D17	vs Oregon <sup>1</sup>	L	46-90
D19	vs Northern Kentucky <sup>2</sup>	W	77-54
D20	vs Kennesaw State <sup>2</sup>	W	71-61
D21	vs Oklahoma <sup>2</sup>	L	60-74
D27	at Arizona	L	52-75
D29	at North Dakota*	L	61-65
D31	at Northern Colorado*	L	62-91
J7	at Sacramento State*	W	88-86
J14	Southern Utah*	W	81-74
J16	Northern Arizona*	W	56-55
J19	at Montana*	W	64-44
J21	at Montana State*	L	76-83
J28	Sacramento State*	L	68-77
F2	Idaho*	L	66-72
F4	Eastern Washington*	L	62-68
F9	at Idaho State*	L	47-53
F11	at Weber State*	L	75-85
F16	Montana State*	W	69-65
F18	Montana*	W	68-45
F23	at Southern Utah*	L	64-82
F25	at Northern Arizona*	W (OT)	74-73
M1	Northern Colorado*	L	50-57
M3	North Dakota*	W	81-67

### Big Sky Tournament (Reno, Nev.)

M6	vs Northern Arizona	W	88-76
M8	vs North Dakota	W	65-62
M10	vs Idaho State	L	50-54

1 - Played at the Moda Center (Portland, Ore.)

2 - Puerto Rico Classic (Las Vegas, Nev.)

\* Big Sky Conference game

### 2017-18

### 19-13, 11-7 BSC

#### HEAD COACH: LYNN KENNEDY

N11	at CSUN	L	72-99
N10	at UNLV	L (OT)	80-88
N12	at Nevada	L	55-67
N17	at UC Davis	L	67-79
N19	at San Jose State	W	90-78
N22	at Seattle U	L	77-91
N25	Multnomah	W	95-32
N28	at Portland	W	77-71
D2	at Gonzaga	L	52-91
D9	Northwest University	W	63-60
D16	at UC Irvine	W (OT)	82-72
D19	Ole Miss	W	94-79
D30	Sacramento State*	W	74-73
J4	Eastern Washington*	W	75-60
J6	Idaho*	L	90-101
J11	at Montana State*	W	69-60
J13	at Montana*	L	53-69
J18	Idaho State*	L	59-88
J20	Weber State*	W	77-64
J27	at Sacramento State*	W	81-72
F1	at Idaho*	L	60-61
F3	at Eastern Washington*	L	57-64
F8	Montana*	W	70-53



The Vikings won the Big Sky tournament title during the 2018-19 season while setting Division I program record with 25 wins during the season. (Photo by Scott Larson)

F10	Montana State*	W	62-53
F15	at Weber State*	W	62-60
F17	at Idaho State*	L	64-72
F22	Southern Utah*	W	70-66
F24	Northern Arizona*	W	68-59
F28	at Northern Colorado*	L	60-63
M2	at North Dakota*	W	80-61

### Big Sky Tournament (Reno, Nev.)

M5	vs Northern Arizona	W	77-61
M7	vs Eastern Washington	W	82-73
M9	vs Idaho	L	99-102

\* Big Sky Conference Game

M12	vs. Montana State	W	68-56
M13	vs. Idaho	W	75-59
M15	vs. Eastern Washington	W	61-59

### NCAA First Round (Eugene, Ore.)

M22	at #7 Oregon	L	40-78
-----	--------------	---	-------

\*Big Sky Conference Game

### 2019-20

### 16-16, 9-11 BSC

#### HEAD COACH: LYNN KENNEDY

N5	Multnomah	W	104-48
N8	at Boise State <sup>1</sup>	L	57-82
N15	at Kansas City <sup>1</sup>	L	69-87
N16	vs. UC Irvine <sup>1</sup>	L	75-83
N23	Nevada	W	80-75
N30	at UC Davis	W	76-70
D2	at UC Irvine	W	70-61
D6	Grand Canyon	W	69-46
D15	at Portland	W	77-71
D21	#23 Tennessee	L	61-88
D28	at Northern Colorado*	L	58-77
D30	at Southern Utah*	L	58-71
J2	Idaho*	W	74-53
J4	Eastern Washington*	W	75-58
J11	Montana State*	L	62-73
J13	Montana*	W	78-65
J18	at Idaho State*	W	69-64
J20	at Weber State*	W	76-57
J23	Sacramento State*	L	70-73
J25	Northern Arizona*	W	66-54
J30	at Montana*	L	55-62
F8	Southern Utah*	L	72-81
F10	Northern Colorado*	L	51-78
F15	at Eastern Washington*	L	75-79
F17	at Idaho*	L	52-65
F20	at Montana State*	L	67-98
F27	Idaho State*	L	63-68
F29	Weber State*	W	88-63
M4	at Northern Arizona*	W	68-63
M6	at Sacramento State*	W	91-68

### Big Sky Tournament (Boise, Idaho)

M9	vs. Eastern Washington	W	83-70
M10	vs. Idaho	L	54-56

1 - Game part of Preseason WNIT (Boise, Idaho & Kansas City, Mo.)

\*Big Sky Conference Game





# YEAR-BY-YEAR RESULTS

## 2020-21

### 12-13, 7-11 BSC

#### HEAD COACH: LYNN KENNEDY

D16	at Dixie State	W	63-53
D28	at Air Force	L	65-94
D31	Eastern Washington*	L	71-73
J2	Eastern Washington*	L	67-73
J7	Sacramento State*	W (OT)	66-64
J9	at Sacramento State*	W	74-64
J14	Montana State*	L	67-75
J16	Montana State*	W	72-70
J21	at Idaho State*	L	55-80
J23	at Idaho State*	L	62-70
J27	The College of Idaho	W	59-37
F4	at Montana*	W	61-60
F6	at Montana*	L	63-76
F11	Northern Arizona*	W	75-73
F14	Northern Arizona*	W	58-56
F18	at Idaho*	L	63-86
F20	Idaho*	L (OT)	64-75
F22	Warner Pacific	W	66-30
F25	Northern Colorado*	L	51-73
F27	Northern Colorado*	L	60-62
F28	Warner Pacific	W	83-41
M3	at Southern Utah*	L	51-58
M5	at Southern Utah*	W	60-57

#### Big Sky Tournament (Boise, Idaho)

M8	vs. Eastern Washington	W	71-51
M9	vs. Idaho State	L	50-66

\*Big Sky Conference Game

D10	at Portland	L	56-71
D17	New Mexico State	L	53-55
D20	Evergreen	W	83-45
D31	Sacramento State*	L	56-65
J5	Eastern Washington*	L	56-65
J7	Idaho*	W	53-43
J12	at Northern Arizona*	W	78-66
J14	at Northern Colorado*	L	56-75
J19	Weber State*	W	65-64
J21	Idaho State*	W	48-47
J26	at Montana State*	L	52-64
J28	at Montana*	L	56-88
F2	at Idaho*	L	70-77
F4	at Eastern Washington*	W	80-71
F9	Northern Colorado*	W	56-52
F11	Northern Arizona*	W	60-55
F16	at Idaho State*	L	43-59
F18	at Weber State*	L	55-62
F23	Montana*	W (OT)	74-72
F25	Montana State*	L	34-63
F27	at Sacramento State*	L	54-80

#### Big Sky Tournament (Boise, Idaho)

M4	vs. Idaho State	W	73-58
M5	vs. Montana State	W	77-65
M7	vs. Sacramento State	L	42-60

\*Big Sky Conference Game

## 2021-22

### 5-24, 0-20 BSC

#### HEAD COACH: CHELSEY GREGG

N9	Warner Pacific	W	87-64
N12	Dixie State	W	80-52
N20	vs. Prairie View A&M <sup>1</sup>	W	75-61
N21	at Hawai'i <sup>1</sup>	L	68-71
N27	at Utah Valley	L	43-62
D2	Idaho State*	L	40-83
D4	Weber State*	L	57-85
D10	Pepperdine	W	75-71
D12	Portland	L	54-71
D19	Simpson	W	73-45
J15	Sacramento State*	L	58-70
J17	at Eastern Washington*	L	44-68
J20	at Montana*	L	57-93
J22	at Montana State*	L	56-71
J27	at Southern Utah*	L	63-64
J29	Northern Arizona*	L	68-79
J31	Southern Utah*	L	53-77
F3	Northern Colorado*	L	51-59
F5	at Sacramento State*	L	62-73
F7	at Northern Colorado*	L	45-93
F17	at Northern Arizona*	L	66-94
F19	Montana*	L	55-76
F21	Montana State*	L	57-82
F23	at Weber State*	L	65-73
F26	at Idaho State*	L	64-67
F28	at Idaho*	L	39-64
M2	Idaho*	L	68-73
M4	Eastern Washington*	L	50-68

#### Big Sky Tournament (Boise, Idaho)

M7	vs. Idaho	L	52-75
----	-----------	---	-------

1 - Bank of Hawai'i Classic

\*Big Sky Conference Game

## 2022-23

### 15-16, 8-10 BSC

#### HEAD COACH: CHELSEY GREGG

N7	Warner Pacific	W	67-40
N12	San Diego	L	47-57
N17	at Seattle U	W (OT)	80-73
N20	at Boise State	L	61-71
N26	Utah Valley	W	73-55
D1	Fresno State	W	62-60
D3	at Pepperdine	L	59-65





# ALL-TIME SERIES RESULTS

## ABILENE CHRISTIAN

**OVERALL: 0-1**  
**AWAY: 0-1**  
 1995-96 A L 62 81

## AIR FORCE

**OVERALL: 0-1**  
**AWAY: 0-1**  
 12/28/20 A L 65 94

## ALASKA ANCHORAGE

**OVERALL: 18-3**  
**HOME: 10-1**  
**AWAY: 4-2**  
**UNKNOWN: 4-0**

1976-77 W 52 32  
 1976-77 W 54 53  
 1977-78 W 72 54  
 1977-78 W 68 61  
 1978-79 H W (OT) 74 64  
 1979-80 H W 77 66  
 1981-82 H L 75 81  
 1981-82 H W 90 80  
 1981-82 H W 71 63  
 1988-89 A L 83 102  
 1991-92 A W 87 64  
 1991-92 H W 70 64  
 1991-92 H\* W 101 76  
 1992-93 H W 92 76  
 1992-93 A W 65 51  
 1993-94 A L 82 92  
 1993-94 H W 91 74  
 1994-95 A W 83 63  
 1994-95 H W 90 53  
 1995-96 H W 83 59  
 1995-96 A W 80 65

## ALASKA FAIRBANKS

**OVERALL: 15-1**  
**HOME: 6-0**  
**AWAY: 5-0**  
**NEUTRAL: 1-0**  
**UNKNOWN: 3-1**

1975-76 W 64 30  
 1976-77 L 56 57  
 1976-77 W 70 45  
 1976-77 W 78 58  
 1978-79 H W 87 67  
 1979-80 N W 77 61  
 1991-92 A W 89 67  
 1991-92 H W 106 61  
 1992-93 H W 86 35  
 1992-93 A W 82 67  
 1993-94 A W 112 54  
 1993-94 H W 109 59  
 1994-95 A W 107 40  
 1994-95 H W 108 45  
 1995-96 H W 91 37  
 1995-96 A W 62 57

## ANGELO STATE

**OVERALL: 1-0**  
**NEUTRAL: 1-0**  
 1992-93 N W (OT) 66 64

## ARIZONA

**OVERALL: 2-4**  
**HOME: 1-1**  
**AWAY: 1-2**  
**UNKNOWN: 0-1**  
 1983-84 H W 62 51  
 1984-85 H L 66 74  
 1985-86 A L 58 82  
 1986-87 N L 58 83

1991-92 A W 85 76  
 12/27/16 A L 52 75

## ARIZONA STATE

**OVERALL: 0-1**  
**AWAY: 0-1**  
 2002-03 A L 53 72

## ARKANSAS

**OVERALL: 1-1**  
**HOME: 1-0**  
**AWAY: 0-1**  
 2005-06 H W 67 65  
 2006-07 A L 62 97

## ARMY

**OVERALL: 0-1**  
**NEUTRAL: 0-1**  
 2003-04 N L 55 69

## BELLARMINE

**OVERALL: 3-0**  
**HOME: 1-0**  
**AWAY: 1-0**  
**NEUTRAL: 1-0**

1992-93 N W 77 74  
 1993-94 H W 85 71  
 1994-95 A W 71 57

## BENTLEY

**OVERALL: 1-0**  
**NEUTRAL: 1-0**  
 1991-92 N\* W 72 69

## BINGHAMTON

**OVERALL: 2-0**  
**HOME: 1-0**  
**AWAY: 1-0**  
 11/10/07 H W 62 60  
 11/21/08 A W 62 52

## BOISE STATE

**OVERALL: 12-28**  
**HOME: 9-5**  
**AWAY: 0-18**  
**NEUTRAL: 1-1**  
**UNKNOWN: 2-4**

1975-76 L 42 44  
 1975-76 \* W 46 44  
 1976-77 L 43 55  
 1976-77 L 57 68  
 1977-78 L 66 72  
 1977-78 W 56 54  
 1978-79 A L 55 79  
 1979-80 A L 69 71  
 1980-81 H W 62 56  
 1981-82 H L 67 87  
 1981-82 H L 40 65  
 1981-82 A L 67 68  
 1982-83 A L 70 76  
 1982-83 H W 82 61  
 1983-84 H W 63 61  
 1983-84 A L 53 67  
 1984-85 H W 49 46  
 1985-86 A L 70 87  
 1985-86 A L 60 80  
 1985-86 H W 61 60  
 1986-87 H W 79 53  
 1986-87 A L 64 73  
 1988-89 A L 51 82  
 1988-89 H W 74 69  
 1990-91 A L 87 97  
 1990-91 N L 68 71  
 1991-92 H W 88 80

1996-97 H L 40 44  
 1998-99 A L 65 80  
 1999-00 H L 62 65  
 2000-01 A L 57 69  
 2001-02 H L 75 81  
 2002-03 A L 58 66  
 2003-04 H W 76 59  
 2004-05 A L 33 68  
 11/19/09 A L 80 92  
 11/16/16 A L 76 94  
 11/8/19 A L 57 82  
 11/20/22 A L 61 71

## BROWN

**OVERALL: 2-0**  
**HOME: 2-0**  
 1988-89 H W 79 56  
 2001-02 H W 57 42

## BUTLER

**OVERALL: 1-0**  
**NEUTRAL: 1-0**  
 2012-13 N W 71 58

## BYU

**OVERALL: 1-4**  
**HOME: 1-1**  
**AWAY: 0-3**  
 1987-88 A L 83 103  
 2003-04 H L 60 82  
 2004-05 A L 50 77  
 11/14/08 H W 73 64  
 12/18/10 A L 67 82

## CALIFORNIA

**OVERALL: 0-2**  
**HOME: 0-1**  
**AWAY: 0-1**  
 1981-82 H L 68 102  
 11/14/10 A L 49 82

## CAL POLY (SLO)

**OVERALL: 1-5**  
**HOME: 1-2**  
**AWAY: 0-3**  
 2000-01 H L 44 49  
 2001-02 A L 52 69  
 2002-03 H W 86 68  
 2003-04 A L (ot) 63 75  
 2004-05 H L 43 66  
 2005-06 A L 84 92

## CAL POLY POMONA

**OVERALL: 2-1**  
**HOME: 1-1**  
**AWAY: 0-1**  
 1985-86 H L 70 76  
 1992-93 A\* L 51 59  
 1995-96 H W 82 68

## CAL STATE CHICO

**OVERALL: 3-1**  
**HOME: 2-0**  
**AWAY: 1-1**  
 1978-79 H W 58 55  
 1980-81 A W 60 56  
 1992-93 A L 88 99  
 1993-94 H W 88 57

## CAL STATE FULLERTON

**OVERALL: 3-2**  
**HOME: 2-0**  
**AWAY: 1-1**  
**NEUTRAL: 0-1**

1999-00 H W 62 40  
 2000-01 A W 73 59  
 11/28/09 N L (OT) 72 79  
 11/13/15 A L 69 84  
 12/10/16 H W 81 73

## CAL STATE HAYWARD

**OVERALL: 2-0**  
**HOME: 1-0**  
**AWAY: 1-0**  
 1993-94 H W 82 58  
 1994-95 A W 98 31

## CAL STATE LOS ANGELES

**OVERALL: 1-0**  
**HOME: 1-0**  
 1995-96 H W 84 44

## CAL STATE SAN BERNARDINO

**OVERALL: 3-0**  
**HOME: 2-0**  
**AWAY: 1-0**  
**NEUTRAL: 1-0**  
 1993-94 H# W 69 79  
 1994-95 A W 75 61  
 1995-96 H W 102 39

## CAL STATE STANISLAUS

**OVERALL: 1-0**  
**NEUTRAL: 1-0**  
 1995-96 N W 94 47

## CENTRAL WASHINGTON

**OVERALL: 2-0**  
**HOME: 2-0**  
 1978-79 H W 87 75  
 1994-95 H W 75 49

## CHATTANOOGA

**OVERALL: 0-2**  
**NEUTRAL: 0-2**  
 2006-07 N L 61 81  
 2012-13 N L 59 68

## CLEVELAND STATE

**OVERALL: 1-0**  
**NEUTRAL: 1-0**  
 1990-91 N W 85 68

## THE COLLEGE OF IDAHO

**OVERALL: 1-0**  
**HOME: 1-0**  
 1/27/21 H W 59 37

## COLORADO

**OVERALL: 1-0**  
**HOME: 1-0**  
 1982-83 H W 57 55

## COLORADO STATE

**OVERALL: 2-4**  
**HOME: 1-1**  
**AWAY: 1-2**  
**NEUTRAL: 0-1**  
 1982-83 A W 70 67  
 1987-88 N L 67 71  
 1987-88 A L 70 74  
 1989-90 H W 64 52  
 1998-99 H L 70 84  
 1999-00 A L 38 74

## COLUMBIA

**OVERALL: 2-0**  
**HOME: 1-0**





# ALL-TIME SERIES RESULTS

**AWAY: 1-0**

12/1/13	H	W	75	67
12/21/14	A	W	71	66

**CONCORDIA (ORE.)****OVERALL: 7-0****HOME: 5-0****AWAY: 1-0****NEUTRAL: 1-0**

1985-86	A	W	87	76
1986-87	H	W	77	52
1987-88	H	W	66	58
1988-89	H	W	53	50
1989-90	H	W	114	37
1990-91	H	W	91	41
1992-93	N	W	100	55

**CORBAN****OVERALL: 5-1****HOME: 5-1**

1/3/11	H	W	96	55
12/28/11	H	W	90	48
11/20/12	H	W	67	52
11/26/13	H	W	74	62
11/22/14	H	L	64	74
11/15/15	H	W	90	76

**CSUN****OVERALL: 11-11****HOME: 6-4****AWAY: 4-6****NEUTRAL: 1-1**

1979-80	N	L	73	75
1987-88	H	L	82	86
1990-91	N	W	77	37
1990-91	H	W	82	62
1990-91	A	W	69	67
1996-97	H	W	57	53
1996-97	A	W	53	51
1997-98	A	L	57	62
1997-98	H	W	68	65
1998-99	H	L	65	75
1998-99	A	L	67	71
1998-99	A	L	65	79
1999-00	A	L	47	70
1999-00	H	L	48	50
2000-01	H	L	60	63
2000-01	A	W	54	52
2001-02	H	W	60	56
2002-03	A	W	71	60
11/12/06	A	L	67	77
11/23/07	H	W	91	64
12/20/15	H	W	83	77
11/11/16	A	L	72	99

**CORNELL****OVERALL: 1-0****AWAY: 1-0**

1996-97	A	W	56	54
---------	---	---	----	----

**DARTMOUTH****OVERALL: 0-1****HOME: 0-1**

1996-97	H	L	50	74
---------	---	---	----	----

**DENVER****OVERALL: 5-0****HOME: 2-0****AWAY: 2-0****NEUTRAL: 1-0**

1994-95	A	W	77	67
1995-96	H	W	65	42
1997-98	A	W	69	53
1998-99	H	W	52	44

12/20/11	N	W	70	66
----------	---	---	----	----

**DIXIE STATE****OVERALL: 2-0****HOME: 1-0****AWAY: 1-0**

12/16/20	A	W	63	53
11/12/21	H	W	80	52

**EASTERN OREGON****OVERALL: 1-0****UNKNOWN: 1-0**

1975-76	W	70	44
---------	---	----	----

**EASTERN WASHINGTON****OVERALL: 36-43****HOME: 19-18****AWAY: 12-23****NEUTRAL: 4-2****UNKNOWN: 1-0****BIG SKY OVERALL: 25-28****BIG SKY HOME: 15-12****BIG SKY AWAY: 10-16****BIG SKY TOURNAMENT: 5-1**

1976-77	W	61	45	
1979-80	A	W	70	66
1980-81	H	L	56	66
1981-82	A	L	51	78
1981-82	H	L	65	78
1982-83	A	L	63	78
1982-83	H	W	89	80
1983-84	H	L	60	74
1983-84	A	L	60	89
1984-85	H	L	58	63
1984-85	A	L	78	83
1985-86	A	L	53	80
1985-86	H	L	66	73
1986-87	H	W	71	61
1986-87	A	L	82	84
1987-88	N	L	79	105
1987-88	A	L	67	71
1989-90	H	W	79	58
1989-90	A	L	73	86
1991-92	A	W	76	73
1996-97	A	W	48	36
1996-97	H	W	64	56
1997-98	H	W	75	45
1997-98	A	W#	63	65
1998-99	A	W	72	59
1998-99	H	W	79	57
1999-00	A	W	69	51
1999-00	H	L	52	58
2000-01	H	L	71	84
2000-01	A	L	63	85
2001-02	H	L	61	64
2001-02	A	L	44	53
2002-03	H	W (ot)	78	69
2002-03	A	L	45	65
2002-03	N^	L	64	71
2003-04	A	L	66	81
2003-04	H	W	72	59
2004-05	H	L	46	77
2004-05	A	L	56	81
2005-06	A	L	76	78
2005-06	H	W	62	56
2006-07	H	W	84	82
2006-07	A	L	61	80
1/26/08	H	W	77	56
3/1/08	A	W	75	71
1/24/09	A	W	65	55
2/28/09	H	W	72	60
1/30/10	H	W	67	60
3/6/10	A	L	68	78
1/8/11	A	L	62	70

1/27/11	H	W	77	70
3/11/11	H^	W	73	62
1/21/12	H	L	67	75
2/23/12	A	W	76	69
1/21/13	H	L	56	68
2/21/13	A	L	51	83
12/29/13	A	W	86	74
2/24/14	H	L	60	61
1/15/15	A	L	54	101
2/14/15	H	L	63	77
1/28/16	H	W	81	79
2/20/16	A	L	57	70
2/4/17	H	L	62	68
1/4/18	H	W	75	60
2/3/18	A	L	57	64
3/7/18	N	W	82	73
1/24/19	A	W	76	64
3/2/19	H	W	76	57
3/15/19	N	W	61	59
1/4/20	H	W	75	58
2/15/20	A	L	75	79
3/9/20	N	W	83	70
12/31/20	A	L	71	73
1/2/21	A	L	67	73
3/8/21	N	W	71	51
1/17/22	A	L	44	68
3/4/22	H	L	50	68
1/5/23	H	L	56	65
2/4/23	A	W	80	71

**EVANSVILLE****OVERALL: 0-1****NEUTRAL: 0-1**

2006-07	N	L	81	87
---------	---	---	----	----

**EVERGREEN****OVERALL: 1-0****HOME: 1-0**

12/20/22	H	W	83	45
----------	---	---	----	----

**FLORIDA INTERNATIONAL****OVERALL: 0-1****AWAY: 0-1**

1990-91	A	L	63	82
---------	---	---	----	----

**FRESNO STATE****OVERALL: 1-1****HOME: 1-0****AWAY: 0-1**

1990-91	A	L	63	82
12/1/22	H	W	62	60

**GEORGE FOX****OVERALL: 1-0****HOME: 1-0**

2012-13	H	W	55	35
---------	---	---	----	----

**GEORGE MASON****OVERALL: 0-1****AWAY: 0-1**

2000-01	A	L	58	73
---------	---	---	----	----

**GEORGIA****OVERALL: 0-1****HOME: 0-1**

1983-84	H	L	34	64
---------	---	---	----	----

**GEORGIA TECH****OVERALL: 0-2****HOME: 0-1****AWAY: 0-1**

12/21/10	H	L	53	69
12/17/13	A	L	54	104

**GONZAGA****OVERALL: 6-15****HOME: 4-4****AWAY: 2-9****NEUTRAL: 0-2**

1986-87	H	W	84	75
1986-87	N	L	52	60
1986-87	A	W	67	65
1987-88	A	L	61	65
1988-89	N	L	57	59
1988-89	H	W	78	67
1989-90	A	L	64	65
1990-91	H	W	79	62
1991-92	A	W	91	58
2003-04	H	L	61	69
2004-05	A	L	48	66
2005-06	A	L	57	81
2006-07	H	L	59	76
11/25/07	H	W	75	72
12/14/08	A	L	61	86
12/13/09	H	L	57	64
11/27/11	A	L	69	99
12/7/12	H	L	40	54
12/6/13	A	L	47	96
12/7/14	A	L	41	73
12/2/17	A	L	52	91

**GRAND CANYON****OVERALL: 9-0****HOME: 4-0****AWAY: 5-0**

1991-92	A	W	90	77
1991-92	H	W	117	58
1992-93	A	W	74	64
1992-93	H	W	105	53
1993-94	H	W	106	84
1993-94	A	W	83	63
1995-96	A	W	90	62
12/11/18	A	W	60	55
12/6/19	H	W	69	46

**HARVARD****OVERALL: 0-1****AWAY: 0-1**

1986-87	A	L	63	68
---------	---	---	----	----

**HAWAII****OVERALL: 4-5****HOME: 2-0****AWAY: 0-5****NEUTRAL: 2-0**

1978-79	H	W	85	43
1980-81	N	W	74	57
1991-92	A	L	81	106
1991-92	A	L	86	91
2001-02	A	L	55	68
12/20/07	N	W	78	72
12/2/10	H	W	77	66
12/18/11	A	L	66	78
11/21/21	A	L	68	71

**HUMBOLDT STATE****OVERALL: 5-1****AWAY: 2-0****NEUTRAL: 3-1**

1992-93	A	W	74	64
1993-94	N	W	92	84
1993-94	N	W	79	62
1994-95	A	W	79	67
1994-95	N	L	78	80
1995-96	N	W	81	33

**IDAHO****OVERALL: 1**



# ALL-TIME SERIES RESULTS

<b>HOME: 8-13</b>	1984-85 A L 60 74	<b>HOME: 1-0</b>	12/10/11 A W 70 55
<b>AWAY: 5-17</b>	1985-86 H W 87 79	<b>AWAY: 0-1</b>	
<b>NEUTRAL: 1-4</b>	1985-86 A L 84 93	2002-03 H W 72 54	<b>LSU</b>
<b>UNKNOWN: 1-0</b>	1989-90 N L 62 68	2003-04 A L 38 62	<b>OVERALL: 1-0</b>
<b>BIG SKY OVERALL: 2-14</b>	1989-90 A W 76 62		<b>HOME: 1-0</b>
<b>BIG SKY HOME: 2-7</b>	1996-97 A L 53 66	<b>INDIANA STATE</b>	1980-81 H L 77 92
<b>BIG SKY AWAY: 0-8</b>	1996-97 H L 47 57	<b>OVERALL: 0-1</b>	
<b>BIG SKY TOURNAMENT: 1-3</b>	1997-98 H W 83 72	<b>NEUTRAL: 0-1</b>	<b>MARYLAND-BALTIMORE (UMBC)</b>
1976-77 W 94 54	1997-98 A L 54 67	1999-00 N L 65 70	<b>OVERALL: 1-0</b>
1979-80 H L 71 83	1998-99 A W 63 57		<b>NEUTRAL: 1-0</b>
1980-81 N L 84 86	1998-99 H W 65 59	<b>IOWA</b>	1988-89 N W 86 72
1982-83 H W 73 61	1999-00 H L 57 66	<b>OVERALL: 0-1</b>	
1982-83 A L 70 78	1999-00 A L 50 59	<b>NEUTRAL: 0-1</b>	<b>MANHATTAN</b>
1983-84 H L 50 71	2000-01 A L 58 71	1980-81 N L 82 88	<b>OVERALL: 1-0</b>
1983-84 A L 64 80	2000-01 H L 49 67		<b>HOME: 1-0</b>
1984-85 H L 62 77	2001-02 H W 82 69	<b>JACKSONVILLE STATE</b>	12/21/08 H W 76 61
1984-85 A L 58 78	2001-02 A L 65 84	<b>OVERALL: 1-0</b>	
1985-86 A L 59 109	2002-03 H W 78 64	<b>HOME: 1-0</b>	<b>METRO STATE</b>
1985-86 A L 47 83	2002-03 A W 65 64	1994-95 H W 104 87	<b>OVERALL: 1-0</b>
1986-87 H W 78 58	2003-04 A L 67 77		<b>HOME: 1-0</b>
1986-87 A W 82 65	2003-04 H L 44 74	<b>KANSAS</b>	1993-94 H W 73 67
1987-88 A W 83 63	2004-05 H L 74 82	<b>OVERALL: 0-1</b>	
1987-88 H L 60 70	2004-05 A L 56 73	<b>HOME: 0-1</b>	<b>MIAMI (FLA.)</b>
1989-90 A W 77 69	2005-06 A W 93 80	1983-84 H L 47 62	<b>OVERALL: 0-1</b>
1990-91 A L 68 71	2005-06 H L 68 80		<b>AWAY: 0-1</b>
1990-91 H W 95 83	2006-07 H W 76 71	<b>KANSAS CITY (FMR. UMKC)</b>	1990-91 A L 63 84
1991-92 A W 86 81	2006-07 A L 90 91	<b>OVERALL: 0-2</b>	
1992-93 H W 87 65	1/12/08 H W 97 57	<b>AWAY: 0-2</b>	<b>MIDDLE TENNESSEE STATE</b>
1999-00 H L 62 68	2/14/08 A W 81 63	1989-90 A L 55 69	<b>OVERALL: 1-0</b>
2000-01 A L 50 69	1/10/09 A W 70 61	11/15/19 A L 69 87	<b>NEUTRAL: 1-0</b>
2002-03 H W 54 44	2/12/09 H W 71 61		1989-90 N W 69 64
2003-04 A L 66 79	1/23/10 H W 61 45	<b>KENNESAW STATE</b>	
2004-05 H L 42 56	2/26/10 A L 51 63	<b>OVERALL: 2-0</b>	<b>MIDWESTERN STATE</b>
2005-06 A L 70 79	3/11/10 N^ W 75 61	<b>AWAY: 1-0</b>	<b>OVERALL: 1-0</b>
2006-07 H W 77 48	1/17/11 H W 89 79	<b>NEUTRAL: 1-0</b>	<b>AWAY: 1-0</b>
12/8/07 A W 81 54	2/10/11 A L 58 63	1993-94 A W 84 59	1995-96 A W 76 63
1/17/15 A L 49 77	1/16/12 A L 63 78	12/20/17 N W 71 61	
2/12/15 H L 49 69	2/11/12 H L 59 70		<b>MINNESOTA</b>
1/30/16 H L 65 94	12/20/12 A L 50 63	<b>LAMAR</b>	<b>OVERALL: 0-1</b>
2/18/16 A L 63 84	3/9/13 H L 54 61	<b>OVERALL: 1-0</b>	<b>HOME: 0-1</b>
2/2/17 H L 66 72	1/2/14 H L 64 76	<b>NEUTRAL: 1-0</b>	1979-80 H L 64 78
1/6/18 H L 90 101	3/8/14 A L 64 79	1981-82 N W 95 87	
2/1/18 A L 60 61	1/24/15 H L 53 65		<b>MISSOURI</b>
3/9/18 N L 99 102	1/16/16 A L 70 71	<b>LEWIS AND CLARK</b>	<b>OVERALL: 0-1</b>
1/26/19 A L 78 80	2/11/16 H L 42 64	<b>OVERALL: 3-0</b>	<b>NEUTRAL: 0-1</b>
2/28/19 H L 68 81	2/9/17 A L 47 53	<b>HOME: 3-0</b>	1999-00 N L 48 67
3/13/19 N W 75 59	3/10/17 N L 50 54	1987-88 H W 95 40	
1/2/20 H W 74 53	1/18/18 H L 59 88	12/21/09 H W 70 44	<b>MISSOURI STATE</b>
2/17/20 A L 52 65	2/17/18 A L 64 72	11/23/10 H W 74 47	<b>OVERALL: 0-1</b>
3/10/20 N L 54 56	2/2/19 H L 57 58		<b>AWAY: 0-1</b>
2/18/21 A L 63 86	2/21/19 A L 54 72	<b>LEWIS-CLARK STATE</b>	2006-07 A L 69 82
2/20/21 H L (OT) 64 75	1/18/20 A W 69 64	<b>OVERALL: 2-0</b>	
2/28/22 A L 39 64	2/27/20 H L 63 68	<b>HOME: 2-0</b>	<b>MONMOUTH</b>
3/2/22 H L 68 73	1/21/21 A L 55 80	1979-80 H W 83 59	<b>OVERALL: 1-0</b>
3/7/22 N L 52 75	1/23/21 A L 62 70	1994-95 H W 81 68	<b>NEUTRAL: 1-0</b>
1/7/23 H W 53 43	3/9/21 N L 50 66		1988-89 N W 80 69
2/2/23 A L 70 77	12/2/21 H L 40 83	<b>LONG BEACH STATE</b>	
	2/26/22 A L 64 67	<b>OVERALL: 4-3</b>	<b>MONTANA</b>
	1/21/23 H W 48 47	<b>HOME: 2-2</b>	<b>OVERALL: 22-54</b>
	2/16/23 A L 43 59	<b>AWAY: 2-1</b>	<b>HOME: 14-20</b>
	3/4/23 N W 73 58	1982-83 H L 43 79	<b>AWAY: 5-32</b>
<b>IDAHO STATE</b>		1998-99 H W 62 56	<b>NEUTRAL: 2-1</b>
<b>OVERALL: 25-43</b>	<b>ILLINOIS</b>	1999-00 A W 54 47	<b>UNKNOWN: 1-1</b>
<b>HOME: 15-15</b>	<b>OVERALL: 0-1</b>	12/1/07 H W 73 71	<b>BIG SKY OVERALL: 18-35</b>
<b>AWAY: 8-24</b>	<b>AWAY: 0-1</b>	12/1/08 A W 71 56	<b>BIG SKY HOME: 13-11</b>
<b>NEUTRAL: 2-4</b>	1989-90 A L 68 76	11/29/14 H L 58 62	<b>BIG SKY AWAY: 5-23</b>
<b>BIG SKY OVERALL: 16-36</b>		11/15/15 A L 71 89	<b>BIG SKY TOURNAMENT: 1-2</b>
<b>BIG SKY HOME: 10-15</b>	<b>ILLINOIS-CHICAGO</b>		1976-77 W 68 44
<b>BIG SKY AWAY: 6-21</b>	<b>OVERALL: 0-1</b>	<b>LOYOLA MARYMOUNT</b>	1977-78 L 64 70
<b>BIG SKY TOURNAMENT: 2-2</b>	<b>AWAY: 0-1</b>	<b>OVERALL: 3-0</b>	1978-79 H W 77 67
1980-81 N L (2OT) 82 84	2003-04 A L 60 72	<b>HOME: 1-0</b>	1979-80 H L 45 59
1982-83 A W 88 83		<b>AWAY: 2-0</b>	1980-81 A L 64 80
1982-83 H W 83 58	<b>ILLINOIS STATE</b>	1996-97 A W 61 54	1981-82 A L 47 80
1983-84 H W 63 45	<b>OVERALL: 1-1</b>	12/11/10 H W 65 39	
1983-84 A L 66 68			
1983-84 H W 83 58			
1984-85 H W 81 42			





# ALL-TIME SERIES RESULTS

1981-82	H	L	57	73	<b>AWAY: 9-23</b>	1/16/21	H	W	72	70			
1982-83	H	L (OT)	62	65	<b>NEUTRAL: 4-0</b>	1/22/22	A	L	56	71	<b>NICHOLLS STATE</b>		
1982-83	A	L	56	66	<b>UNKNOWN: 3-0</b>	2/21/22	H	L	57	82	<b>OVERALL: 1-0</b>		
1983-84	A	L	58	75	<b>BIG SKY OVERALL: 20-33</b>	1/26/23	A	L	52	64	<b>AWAY: 1-0</b>		
1983-84	H	L	38	58	<b>BIG SKY HOME: 12-15</b>	2/25/23	H	L	34	63	1998-99	A W 85 73	
1984-85	A	L	48	77	<b>BIG SKY AWAY: 8-18</b>	3/5/23	N	W	77	65			
1984-85	H	L	55	72	<b>BIG SKY TOURNAMENT: 4-0</b>						<b>NORTH DAKOTA</b>		
1985-86	A	L	45	61	1975-76	W	64	60	<b>MONTANA STATE-BILLINGS</b>		<b>OVERALL: 6-8</b>		
1985-86	H	L	57	65	1976-77	W	69	60	<b>OVERALL: 10-4</b>		<b>HOME: 4-2</b>		
1988-89	H	L	58	68	1977-78	W	52	43	<b>HOME: 7-0</b>		<b>AWAY: 1-5</b>		
1989-90	A	L	60	76	1978-79	H L	66	76	<b>AWAY: 0-4</b>		<b>NEUTRAL: 1-1</b>		
1996-97	A	L	52	62	1979-80	H W	78	74	<b>NEUTRAL: 2-0</b>		<b>BIG SKY: 4-6</b>		
1996-97	H	L	59	72	1980-81	A L	67	78	1990-91	H W	73	56	
1997-98	H	L (OT)	71	85	1981-82	A L	53	82	1991-92	A W	73	60	
1997-98	A	L	65	76	1981-82	H L	59	64	1991-92	H W	106	55	
1998-99	A	W (OT)	80	74	1982-83	H W	81	76	1992-93	A L	58	72	
1998-99	H	W	68	49	1982-83	A L	75	81	1992-93	H W	83	64	
1998-99	N^	W	64	51	1983-84	A L	47	67	1993-94	N W	85	69	
1999-00	H	L	39	54	1983-84	H L	62	74	1993-94	H W	57	52	
1999-00	A	L	47	62	1984-85	A L	57	66	1993-94	A L	73	87	
2000-01	H	L	59	73	1984-85	H W	56	39	1993-94	H W	90	54	
2000-01	A	L	50	70	1985-86	A W	90	86	1994-95	H W	63	54	
2001-02	A	L	51	70	1985-86	H L	80	83	1994-95	A L	66	70	
2001-02	H	W	64	50	1996-97	A L	70	73	1995-96	A L	47	75	
2001-02	N^	L	52	86	1996-97	H L	44	47	1995-96	H W	84	65	
2002-03	A	L	44	63	1997-98	H W	67	65	1995-96	N* W	83	73	
2002-03	H	W	67	58	1997-98	A L	49	68					
2003-04	H	L	62	90	1998-99	A L	66	68	<b>MULTNOMAH</b>				
2003-04	A	L	50	85	1998-99	H W	69	62	<b>OVERALL: 2-0</b>				
2004-05	A	L	53	73	1999-00	H W	87	66	<b>HOME: 2-0</b>				
2004-05	H	L	54	59	1999-00	A W	76	61	11/25/17	H W	95	32	
2005-06	H	L	59	81	2000-01	H L	66	86	11/5/19	H W	104	48	
2005-06	A	L	77	89	2000-01	A W	66	55					
2006-07	A	L	67	85	2001-02	A L	66	81	<b>MORGAN STATE</b>				
2006-07	H	L	57	77	2001-02	H L	64	76	<b>OVERALL: 1-0</b>				
1/31/08	A	L (OT)	73	77	2002-03	A L	66	83	<b>NEUTRAL: 1-0</b>				
3/8/08	H	W	82	69	2002-03	H L	64	76	2003-04	N W	74	55	
3/14/08	A^	L	80	94	2003-04	H L	75	81					
1/29/09	H	W	72	62	2003-04	A L	68	84	<b>NAVY</b>				
3/7/09	A	L	60	70	2004-05	A L	57	75	<b>OVERALL: 1-0</b>				
3/14/09	A^	L	62	69	2004-05	H L	58	68	<b>HOME: 1-0</b>				
1/9/10	H	W	49	47	2005-06	H W	75	73	12/5/14	H W	56	50	
2/12/10	A	W	72	60	2005-06	A W	88	82					
3/12/10	N^	W	62	47	2006-07	A L	63	72	<b>NEVADA</b>				
2/24/11	A	W	70	65	2006-07	H W	55	53	<b>OVERALL: 5-5</b>				
3/3/11	H	W	53	47	2/2/08	A L	75	84	<b>HOME: 5-0</b>				
3/12/11	H^	L	58	62	3/6/08	H L	70	74	<b>AWAY: 0-5</b>				
1/28/12	A	L	56	78	1/31/09	H L (OT)	90	94	1990-91	A L	89	92	
3/1/12	H	W	60	52	3/5/09	A W	75	61	1991-92	H W	74	41	
1/5/13	H	L	55	70	3/13/09	N^	W	71	64	1997-98	A L	47	63
1/31/13	A	L	61	72	1/8/10	H W	69	62	1998-99	H W	71	61	
1/11/14	A	L	58	94	2/13/10	A L	73	83	2005-06	H W	65	61	
2/6/14	H	L	55	65	3/13/10	N^	W	62	58	2006-07	A L	52	65
1/29/15	A	L	31	72	2/26/11	A W	81	77	12/16/10	A L	57	85	
1/7/16	H	L	58	79	3/5/11	H W	65	63	12/3/11	H W	80	73	
2/6/16	A	L	57	76	12/31/11	H L	83	95	11/12/17	A L	55	67	
1/19/17	A	W	63	44	1/26/12	A L	50	70	11/23/19	H W	80	75	
2/18/17	H	W	68	45	1/3/13	H L	74	81					
1/13/18	A	L	53	69	2/2/13	A W	75	72	<b>NEW MEXICO</b>				
2/8/18	H	W	70	53	1/9/14	A L	78	89	<b>OVERALL: 0-2</b>				
1/5/19	H	W	78	60	2/8/14	H W	72	61	<b>HOME: 0-1</b>				
3/7/19	A	L (OT)	70	73	1/31/15	A L	46	63	<b>AWAY: 0-1</b>				
1/13/20	H	W	78	65	1/9/16	H L	59	106	2000-01	H L	52	72	
1/30/20	A	L	55	62	2/4/16	A L	64	74	2001-02	A L	41	82	
2/4/21	A	W	61	60	1/21/17	A L	76	83					
2/6/21	A	L	63	76	2/16/17	H W	69	65	<b>NEW MEXICO STATE</b>				
1/20/22	A	L	57	93	1/11/18	A W	69	60	<b>OVERALL: 0-1</b>				
2/19/22	H	L	55	76	2/10/18	H W	62	53	<b>HOME: 0-1</b>				
1/28/23	A	L	56	88	1/3/19	H W	55	53	12/17/22	H L	53	55	
2/23/23	H	W (OT)	74	72	3/9/19	A W	68	55					
					3/12/19	N W	68	56	<b>NEW ORLEANS</b>				
					1/11/20	H L	62	73	<b>OVERALL: 1-0</b>				
					2/20/20	A L	67	98	<b>AWAY: 1-0</b>				
					1/14/21	H L	67	75	1998-99	A W	64	62	

**MONTANA STATE**  
**OVERALL: 31-42**  
**HOME: 15-19**







# ALL-TIME SERIES RESULTS

1999-00 H L 47 65	1983-84 H W 74 46	1/15/22 H L 58 70	11/17/22 A W (OT) 80 73
2000-01 A L 42 56	1984-85 H W 89 39	2/5/22 A L 62 73	
2001-02 H W 83 72	1988-89 H W 87 60	12/31/22 H L 56 65	<b>SEATTLE PACIFIC</b>
2002-03 A L 52 66	1992-93 H W 99 71	2/27/23 A L 54 80	<b>OVERALL: 16-3</b>
2003-04 H L 72 77	1992-93 A W 76 63	3/7/23 N L 42 60	<b>HOME: 8-1</b>
2003-04 A L 67 74	1994-95 A L 79 81		<b>AWAY: 4-2</b>
2004-05 A L 51 84	1995-96 H W 81 57		<b>NEUTRAL: 1-0</b>
2004-05 H L 59 66		<b>SAN DIEGO</b>	<b>UNKNOWN: 3-0</b>
2005-06 A W 66 56	<b>ST. MARY'S (CALIF.)</b>	<b>OVERALL: 1-4</b>	1975-76 W 78 45
2006-07 H L 70 75	<b>OVERALL: 0-1</b>	<b>HOME: 0-2</b>	1976-77 W 73 57
12/20/07 A W 80 71	<b>HOME: 0-1</b>	<b>AWAY: 1-2</b>	1976-77 W 65 47
12/26/08 H W 72 56	11/10/13 H L 54 72	1984-85 A W 64 49	1986-87 N W 82 71
3/19/09 H* W 57 51		1986-87 A L 69 74	1991-92 H W 93 63
11/24/09 A L 71 75	<b>SACRAMENTO STATE</b>	1996-97 A L 58 62	1991-92 A W 84 69
12/28/09 H W 64 62	<b>OVERALL: 33-24</b>	1998-99 H L 44 80	1992-93 A W 78 57
11/25/11 A L 54 62	<b>HOME: 18-11</b>	11/12/22 H L 47 57	1992-93 H W 82 71
12/2/12 H W 64 49	<b>AWAY: 15-12</b>		1993-94 H W 88 63
12/29/12 A W 64 61	<b>NEUTRAL: 0-1</b>	<b>SAN DIEGO STATE</b>	1993-94 A W 89 82
12/21/13 H L 49 76	<b>BIG SKY OVERALL: 31-23</b>	<b>OVERALL: 2-4</b>	1994-95 H W 93 84
12/12/14 A L 63 91	<b>BIG SKY HOME: 17-11</b>	<b>HOME: 1-1</b>	1994-94 H W 82 72
11/24/15 H L 64 76	<b>BIG SKY AWAY: 14-12</b>	<b>AWAY: 0-3</b>	1994-95 A L 67 70
11/30/16 A L 68 79	<b>BIG SKY TOURNAMENT: 0-1</b>	<b>NEUTRAL: 1-0</b>	1994-95 H W 86 75
11/28/17 A W 77 71	1991-92 H W 87 69	1986-87 A L 63 92	1995-96 A W 92 80
12/1/18 H W 92 79	1991-92 A W 73 71	1997-98 N W (OT) 68 66	1995-96 H W 80 69
12/15/19 A W 77 71	1996-97 A L 55 57	2000-01 H L 50 53	1996-97 H L 54 60
12/12/21 H L 54 71	1996-97 H W 62 52	2001-02 A L 51 73	1996-97 H W 70 50
12/10/22 A L 56 71	1997-98 H W (OT) 79 75	2002-03 H W 59 55	1997-98 A L 76 82
	1997-98 A L 63 65	2005-06 A L 71 75	
<b>PRAIRIE VIEW A&amp;M</b>	1998-99 A W 83 59		
<b>OVERALL: 1-0</b>	1998-99 H W 90 75	<b>SAN FRANCISCO</b>	<b>SIMON FRASER</b>
<b>NEUTRAL: 1-0</b>	1999-00 H W 83 68	<b>OVERALL: 1-1</b>	<b>OVERALL: 5-1</b>
11/20/21 N W 75 61	1999-00 A L 55 60	<b>AWAY: 1-0</b>	<b>HOME: 3-0</b>
	2000-01 A L 56 75	<b>NEUTRAL: 0-1</b>	<b>AWAY: 0-1</b>
<b>PRINCETON</b>	2000-01 H W 80 63	1983-84 N L 61 70	<b>NEUTRAL: 1-0</b>
<b>OVERALL: 0-2</b>	2001-02 A W 67 45	1987-88 A W 76 71	<b>UNKNOWN: 1-0</b>
<b>HOME: 0-1</b>	2001-02 H W 71 43		1976-77 W 75 60
<b>AWAY: 0-1</b>	2002-03 A W 77 51	<b>SAN JOSE STATE</b>	1979-80 A L 68 71
11/30/13 H L 76 94	2002-03 H W 69 55	<b>OVERALL: 5-1</b>	1980-81 N W 61 57
12/19/14 A L 33 104	2003-04 H L 50 56	<b>HOME: 2-1</b>	1985-86 H W 89 64
	2003-04 A W 66 51	<b>AWAY: 3-0</b>	1992-93 H W 74 72
<b>PUGET SOUND</b>	2004-05 H L 53 59	1989-90 H W 76 64	1994-95 H W 71 62
<b>OVERALL: 4-0</b>	2004-05 A W 59 57	1990-91 A W 80 71	
<b>HOME: 2-0</b>	2005-06 A L 65 70	2004-05 H L 60 69	<b>SIMPSON</b>
<b>AWAY: 1-0</b>	2005-06 H W 72 60	2005-06 A W 68 62	<b>OVERALL: 1-0</b>
<b>NEUTRAL: 1-0</b>	2006-07 H W 80 72	11/19/17 A W 90 78	<b>HOME: 1-0</b>
1981-82 H W (OT) 90 89	2006-07 A W 76 65	11/11/18 H W 80 51	12/19/21 H W 73 45
1982-83 N W 80 54	1/3/08 A W 81 69		
1984-85 H W 86 54	2/9/08 H W (OT) 68 67	<b>SANTA CLARA</b>	<b>SOUTH ALABAMA</b>
1993-94 A W 66 57	1/2/09 H W 81 66	<b>OVERALL: 0-4</b>	<b>OVERALL: 1-0</b>
	2/7/09 A W 74 65	<b>HOME: 0-1</b>	<b>HOME: 1-0</b>
<b>REGIS</b>	1/2/10 A W 95 86	<b>AWAY: 0-3</b>	2005-06 H W 68 56
<b>OVERALL: 1-0</b>	2/5/10 H L 78 83	1987-88 A L 78 80	
<b>AWAY: 1-0</b>	1/29/11 A W 97 73	2001-02 A L 49 73	<b>SOUTH DAKOTA</b>
1994-95 A W 63 48	2/3/11 H W 92 74	2004-05 A L 62 78	<b>OVERALL: 0-3</b>
	2/18/12 A L 67 71	2005-06 H W 83 82	<b>HOME: 0-1</b>
<b>RICHMOND</b>	2/25/12 H L 82 84		<b>AWAY: 0-2</b>
<b>OVERALL: 1-0</b>	1/10/13 A L 77 81	<b>SEATTLE U</b>	1992-93 A L 71 87
<b>HOME: 1-0</b>	2/9/13 H L 82 88	<b>OVERALL: 7-9</b>	11/19/14 H L 57 86
1991-92 H W 72 71	1/16/14 H W 83 80	<b>HOME: 4-4</b>	12/5/16 A L 61 103
	2/15/14 A L 80 84	<b>AWAY: 3-5</b>	
<b>RUTGERS</b>	2/7/15 H L 60 92	1978-79 H L 37 64	<b>SOUTH DAKOTA STATE</b>
<b>OVERALL: 1-0</b>	2/28/15 A L 77 123	1978-79 A L 67 82	<b>OVERALL: 0-1</b>
<b>HOME: 1-0</b>	1/2/16 A L 91 132	1979-80 A L 59 70	<b>AWAY: 0-1</b>
1989-90 H W 76 72	1/23/16 H L 78 126	1979-80 H W 74 68	12/3/15 A L 65 74
	1/7/17 A W 88 86	1985-86 A W 80 76	
<b>ST. JOSEPH'S (IND.)</b>	1/28/17 H L 68 77	1989-90 H W 91 64	<b>SOUTHERN COLORADO</b>
<b>OVERALL: 1-0</b>	12/30/17 H W 74 73	12/5/08 H W 86 75	<b>OVERALL: 1-0</b>
<b>NEUTRAL: 1-0</b>	1/27/18 A W 81 72	2/9/12 H L 79 90	<b>NEUTRAL: 1-0</b>
1991-92 N* W 83 62	2/7/19 H W 74 58	12/9/12 A L 59 72	1991-92 N W 89 55
	2/23/19 A W 75 57	11/22/13 H L 68 80	
<b>ST. MARTIN'S (WASH.)</b>	1/23/20 H L 70 73	11/16/14 A L 47 54	<b>STANFORD</b>
<b>OVERALL: 6-1</b>	3/6/20 A W 91 68	12/15/15 H L 64 85	<b>OVERALL: 0-1</b>
<b>HOME: 5-0</b>	1/7/21 H W (OT) 66 64	11/23/16 A W 79 71	<b>NEUTRAL: 0-1</b>
<b>AWAY: 1-1</b>	1/9/21 A W 74 64	11/22/17 A L 77 91	1980-81 N L 64 84
		11/24/18 H W 68 43	





# ALL-TIME SERIES RESULTS

## SOUTHERN UTAH

OVERALL: 16-13

HOME: 8-4

AWAY: 6-9

NEUTRAL: 2-0

BIG SKY: 6-12

BIG SKY HOME: 4-4

BIG SKY AWAY: 2-8

1988-89	A	W	92	77
1988-89	A	L	60	63
1989-90	N	W	96	88
1989-90	A	W	80	71
1989-90	H	W	91	58
1990-91	N	W	105	61
1991-92	H	W	112	72
1991-92	H	W	85	63
1991-92	A	W	81	68
2006-07	H	W	77	48
12/31/07	A	W	72	71
1/24/13	H	L	68	70
2/14/13	A	L	60	83
1/13/14	A	L	60	69
2/22/14	H	L	79	86
1/1/15	A	L	74	86
3/7/15	H	W	80	65
3/4/16	A	L	64	76
1/14/17	H	W	81	74
2/23/17	A	L	64	82
2/22/18	H	W	70	66
1/17/19	H	W	63	49
2/16/19	A	W	81	56
12/30/19	A	L	58	71
2/8/20	H	L	72	81
3/3/21	A	L	51	58
3/5/21	A	W	60	57
1/27/22	A	L	63	64
1/31/22	H	L	53	77

## STEPHEN F. AUSTIN

OVERALL: 0-1

NEUTRAL: 0-1

1980-81	N	L	65	100
---------	---	---	----	-----

## STETSON

OVERALL: 1-1

NEUTRAL: 1-1

1996-97	N	W	65	49
2000-01	N	L	53	71

## STONEHILL

OVERALL: 1-0

NEUTRAL: 1-0

1994-95	N	W	75	59
---------	---	---	----	----

## SYRACUSE

OVERALL: 0-1

AWAY: 0-1

11/22/08	A	L (OT)	77	82
----------	---	--------	----	----

## TENNESSEE

OVERALL: 0-1

HOME: 0-1

12/21/19	H	L	61	88
----------	---	---	----	----

## TENNESSEE TECH

OVERALL: 0-1

NEUTRAL: 0-1

1997-98	N	L	62	71
---------	---	---	----	----

## TEXAS

OVERALL: 1-0

HOME: 1-0

1980-81	H	W	80	78
---------	---	---	----	----

## TEXAS A&M

OVERALL: 1-1

NEUTRAL: 1-1

2001-02	N	W (2OT)	80	78
3/20/10	N*	L	53	84

## TEXAS-ARLINGTON

OVERALL: 0-1

NEUTRAL: 0-1

1981-82	N	L	76	77
---------	---	---	----	----

## TEXAS CHRISTIAN (TCU)

OVERALL: 0-1

NEUTRAL: 0-1

1988-89	N	L	70	81
---------	---	---	----	----

## TULANE

OVERALL: 1-0

NEUTRAL: 1-0

11/27/10	N	W	83	76
----------	---	---	----	----

## UC DAVIS

OVERALL: 11-5

HOME: 4-2

AWAY: 3-3

NEUTRAL: 4-0

1991-92	H*	W	83	56
1992-93	A	W	60	46
1992-93	N*	W	64	61
1993-94	N	W	79	65
1994-95	A	L	81	90
1994-95	H*	W	82	69
1995-96	N	W	76	69
1995-96	A*	W	70	66
2005-06	H	L	64	67
2006-07	H	W	73	63
11/27/07	A	L	62	80
11/19/11	N	W	68	57
11/27/15	H	L	70	82
11/17/17	A	L	67	79
11/16/18	H	W	65	50
11/30/19	A	W	76	70

## UC IRVINE

OVERALL: 10-5

HOME: 5-1

AWAY: 4-3

NEUTRAL: 1-1

1990-91	N	W	69	67
1990-91	A	W	80	70
1996-97	A	L	39	41
1997-98	H	W	51	43
2001-02	H	W (OT)	71	69
2002-03	A	L	64	86
2003-04	H	W	61	60
2004-05	A	W	80	74
12/4/10	A	L	61	75
11/11/11	H	W	80	76
12/3/16	H	W	79	73
12/16/17	A	W (OT)	82	72
12/18/18	H	L	68	73
11/16/19	N	L	75	83
12/2/19	A	W	70	61

## UC RIVERSIDE

OVERALL: 4-1

HOME: 2-0

AWAY: 1-1

NEUTRAL: 1-0

1993-94	N	W	67	65
1994-95	H	W	83	72
1995-96	A	W	75	59
2001-02	H	W	75	64
2002-03	A	L	58	67

## UC SANTA BARBARA

OVERALL: 5-2

HOME: 3-0

AWAY: 1-2

NEUTRAL: 1-0

1978-79	N	W	64	45
11/10/06	A	L	73	88
12/6/07	H	W	73	58
1/14/09	A	L	61	67
12/3/09	H	W	62	56
11/18/10	A	W (OT)	69	66
11/13/11	H	W	65	51

## UNLV

OVERALL: 1-1

HOME: 1-0

AWAY: 0-1

11/10/17	A	L (OT)	80	88
12/15/18	H	W	58	49

## USC

OVERALL: 0-2

HOME: 0-1

AWAY: 0-1

1980-81	H	L	61	108
12/21/08	A	L	68	75

## US INTERNATIONAL

OVERALL: 2-3

HOME: 1-1

AWAY: 1-2

1984-85	A	W	74	67
1986-87	H	L	71	76
1987-88	A	L	71	82
1988-89	H	W	99	87
1988-89	A	L	70	78

## UTAH

OVERALL: 0-4

HOME: 0-1

AWAY: 0-2

NEUTRAL: 0-1

1982-83	A	L	77	82
1983-84	N	L	52	76
1987-88	H	L	58	72
1987-88	A	L	73	92

## UTAH STATE

OVERALL: 2-0

HOME: 1-0

AWAY: 1-0

12/16/07	H	W	61	59
12/16/08	A	W	67	57

## UTAH VALLEY

OVERALL: 4-4

HOME: 3-1

AWAY: 1-3

2004-05	H	W	75	66
2005-06	A	L	60	86
2006-07	H	W (OT)	85	84
12/29/07	A	L	99	104
12/29/08	H	L (OT)	92	102
12/18/09	A	W	85	58
11/21/21	A	L	43	62
11/26/22	H	W	73	55

## UTEP

OVERALL: 2-0

HOME: 2-0

1988-89	H	W	75	71
12/9/18	A	W	89	61

## VANDERBILT

OVERALL: 0-1

HOME: 0-1

2000-01	H	L	56	97
---------	---	---	----	----

## WARNER PACIFIC

OVERALL: 5-1

HOME: 5-1

11/21/15	H	L	64	76
11/9/18	H	W	102	49
2/22/21	H	W	66	30
2/28/21	H	W	83	41
11/9/21	H	W	87	64
11/7/22	H	W	67	40

## WASHINGTON

OVERALL: 5-18

HOME: 1-7

AWAY: 1-7

NEUTRAL: 0-1

UNKNOWN: 3-3

1975-76	W	68	31	
1975-76	W	59	31	
1976-77	W	70	66	
1977-78	L	52	91	
1977-78	L	68	72	
1977-78	L	56	66	
1978-79	A	L	81	116
1978-79	H	L	63	91
1979-80	H	L	73	85
1979-80	A	W	78	70
1979-80	H	L	49	84
1980-81	H	L	81	98
1980-81	A	L	56	78
1981-82	H	L	65	93
1981-82	A	L	72	110
1982-83	A	L	57	80
1983-84	N	L	63	71
1983-84	H	L	60	72
1984-85	A	L	61	85
1985-86	H	L	58	86
1986-87	A	L	59	106
11/14/09	H	W	67	66
11/14/10	A	L	50	51

## WASHINGTON STATE

OVERALL: 3-9

HOME: 2-3

AWAY: 1-4

UNKNOWN: 0-2

1977-78	L	49	67	
1977-78	L	63	71	
1978-79	A	L	71	95
1979-80	A	W	93	66
1980-81	H	L	51	62
1981-82	H	L	41	73
1981-82	A	L	52	73
1981-82	H	W	79	74
1985-86	H	L	60	70
1987-88	H	W	76	73
2001-02	A	L	49	55
2004-05	A	L	39	69

## WEBER STATE

OVERALL: 31-31

HOME: 20-11

AWAY: 11-18

NEUTRAL: 0-2

BIG SKY OVERALL: 28-22

BIG SKY HOME: 17-8

BIG SKY AWAY: 11-14

BIG SKY TOURNAMENT: 0-2

1982-83	A	L	70	84
1982-83	H	L	71	80



# ALL-TIME SERIES RESULTS

1983-84	H	L	66	73
1983-84	H	L	71	80
1984-85	H	W	66	54
1984-85	A	L	59	73
1985-86	H	W	81	66
1985-86	A	L	77	91
1989-90	A	L	69	89
1990-91	H	W	100	86
1996-97	H	W	63	60
1996-97	A	L	29	80
1997-98	A	L	59	64
1997-98	H	W	57	47
1998-99	A	W	72	62
1998-99	H	W	64	44
1999-00	H	W	60	46
1999-00	A	W	61	47
2000-01	A	L	47	77
2000-01	H	L	63	73
2001-02	A	L	74	85
2001-02	H	W	68	65
2002-03	H	L	43	61
2002-03	A	W	62	59
2003-04	A	L	49	63
2003-04	H	L	43	53
2004-05	H	L	68	89
2004-05	A	L	49	71
2005-06	A	L	61	80
2005-06	H	W	78	59
2006-07	H	L	54	71
2006-07	A	L	62	83
2006-07	N^	L	67	77
1/10/08	H	W	64	49
2/16/08	A	L (OT)	71	76
1/8/09	A	W	76	63
2/14/09	H	W	62	49
1/22/10	H	W	87	62
2/27/10	A	W	65	62
1/20/11	A	L	62	65
2/17/11	H	W	68	60
1/7/12	A	W	66	56
2/2/12	H	W	76	63
12/22/12	A	W	74	60
3/7/13	H	W (OT)	79	73
1/4/14	H	W	66	60
3/6/14	A	W	62	60
1/22/15	H	L	51	60
1/14/16	H	L	64	76
2/13/16	A	L	58	75
3/7/16	N^	L	68	91
2/11/17	A	L	75	85
1/20/18	H	W	77	64
2/15/18	A	W	62	60
1/12/19	A	W	77	59
1/31/19	H	W	65	38
1/20/20	A	W	76	57
2/29/20	H	W	88	63
12/4/21	H	L	57	85
2/23/22	A	L	65	73
1/19/23	H	W	65	64
2/18/23	A	L	55	62

### WEST GEORGIA

**OVERALL: 1-0**

**AWAY: 1-0**

1993-94	A	W	85	71
---------	---	---	----	----

### WEST TEXAS A&M

**OVERALL: 0-1**

**AWAY: 0-1**

1992-93	A	L	83	92
---------	---	---	----	----

### WESTERN KENTUCKY

**OVERALL: 0-1**

**NEUTRAL: 0-1**

1986-87	N	L	67	101
---------	---	---	----	-----

### WESTERN NEW MEXICO

**OVERALL: 4-1**

**HOME: 2-0**

**AWAY: 1-1**

**NEUTRAL: 1-0**

1994-95	H	W	89	60
1994-95	A	W	85	76
1995-96	N	W	81	71
1995-96	A	L	61	73
1995-96	H	W	80	64

### WESTERN OREGON

**OVERALL: 24-3**

**HOME: 16-1**

**AWAY: 2-1**

**UNKNOWN: 6-1**

1975-76	W	64	56	
1975-76	W	57	41	
1975-76	W	59	47	
1976-77	W	67	47	
1976-77	W	53	45	
1977-78	L	75	79	
1977-78	W	68	57	
1978-79	A	W	75	74
1978-79	H	W	63	52
1980-81	H	W	67	49
1981-82	H	W	72	59
1981-82	H	L	64	84
1982-83	A	L	72	74
1982-83	A	W	72	67
1985-86	H	W	72	48
1986-87	H	W	74	49
1987-88	H	W	79	60
1988-89	H	W	89	58
1989-90	H	W	91	50
1990-91	H	W	90	68
1991-92	H	W	97	51
1992-93	H	W	80	60
1993-94	H	W	76	64
1994-95	H	W	84	72
1997-98	H	W	72	49
11/16/09	H	W	75	65
12/13/11	H	W	78	58

### WESTERN WASHINGTON

**OVERALL: 5-9**

**HOME: 1-5**

**AWAY: 1-1**

**UNKNOWN: 3-3**

1975-76	W	59	48	
1976-77	W	76	63	
1976-77	L	53	56	
1976-77	L	56	61	
1977-78	L	51	67	
1977-78	W	58	45	
1978-79	A	L	54	70
1978-79	H	L	64	77
1979-80	A	W	86	67
1979-80	H	L	62	70
1980-81	H	L	62	64
1989-90	H	L	64	67
1995-96	H	W	92	82
12/14/14	H	L	64	75

### WICHITA STATE

**OVERALL: 0-1**

**NEUTRAL: 0-1**

1981-82	N	L	77	83
---------	---	---	----	----

### WINGATE

**OVERALL: 1-0**

**NEUTRAL: 1-0**

1994-95	N*	W	82	69
---------	----	---	----	----

### WISCONSIN

**OVERALL: 0-1**

**NEUTRAL: 0-1**

11/27/09	N	L	51	75
----------	---	---	----	----

### WYOMING

**OVERALL: 2-4**

**HOME: 2-1**

**AWAY: 0-3**

1984-85	H	W	73	52
1986-87	H	W	65	59
1987-88	H	L	68	82
1987-88	A	L	63	108
1988-89	A	L	61	71
3/16/11	A*	L	44	79



Two-time All-American Kim Manifesto was a starting guard on the night that PSU tallied the largest margin of victory ever in school history, a 63-point (102-39) defeat of Cal State San Bernardino on Dec. 2, 1995. That was also the last time a PSU team eclipsed the 100-point barrier.





# ALL POSTSEASON SINGLE-GAME RECORDS - INDIVIDUAL

## POINTS

### Portland State

33 - Kim Manifesto vs. Seattle Pacific (1995)

### Opponent

37 - Danielle Hagen, No. Colorado (3/13/08)

## FIELD GOALS MADE

### Portland State

12 - Laurie Northrop vs. UC Davis (1992)

12 - Kim Manifesto vs. Seattle Pacific (1995)

12 - Kristi Smith vs. Stonehill (1995)

12 - Kristi Smith at North Dakota State (1995)

### Opponent

14 - Danielle Hagen, No. Colorado (3/13/08)

## FIELD GOAL ATTEMPTS

### Portland State

23 - Kim Manifesto vs. Seattle Pacific (1995)

### Opponent

24 - Danielle Hagen, No. Colorado (3/13/08)

## FG% (MIN. 6 MADE)

### Portland State

.912 (11-12) - Kelsey Kahle vs. Portland (2009)

### Opponent

.818 (9-11) - Megan Mason, MSU-Billings (3/8/96)

## 3-POINT FG MADE

### Portland State

8 - Claire Faucher vs. Montana State (3/13/10)

### Opponent

9 - Taylor Pierce, Idaho (3/9/18)

## 3-POINT FG ATTEMPTED

### Portland State

16 - Claire Faucher vs. Montana State (3/13/10)

### Opponent

16 - Taylor Pierce, Idaho (3/9/18)

## 3-POINT FG% (MIN. 2 MADE)

### Portland State

1.000 (3-3) - Kim Manifesto vs. Seattle Pacific (1995)

1.000 (2-2) - Allison Brite vs. St. Joseph's (1992)

1.000 (2-2) - P.J. Hall vs. Eastern Montana (1994)

1.000 (2-2) - Carey Rockey at N. Dakota St. (1996)

1.000 (2-2) - Staci Kleier vs. Montana (2002)

1.000 (2-2) - Corey James vs. NAU (3/6/17)

### Opponent

1.000 (4-4) - Estefania Ors, Idaho State (3/10/17)

1.000 (3-3) - Julie Deming, Montana (3/7/02)

1.000 (2-2) - Laure Cote, Montana (3/14/08)

1.000 (2-2) - Alyssa Smith, Montana (3/12/10)

## FREE THROWS MADE

### Portland State

12 - Kelsey Kahle vs. Weber State (2007)

12 - Sidney Rielly vs. Montana State (3/12/19)

### Opponent

12 - Wendy Hildman, Alaska Anchorage (3/13/92)

12 - Mandy Morales, Montana (3/14/08)

## FREE THROWS ATTEMPTED

### Portland State

15 - Sheri Stemple at Cal Poly Pomona (1993)

15 - Kelsey Kahle vs. Weber State (2007)

### Opponent

14 - Wendy Hildman, Alaska Anchorage (3/13/92)

## FT PERCENTAGE (MIN. 6 MADE)

### Portland State

1.000 (12-12) - Sidney Rielly vs. Montana State (3/12/19)

1.000 (11-11) - Ashley Bolston, vs. Idaho (3/9/18)

1.000 (9-9) - Sheri Stemple vs. Alaska Anchorage (1992)

1.000 (8-8) - Kelsey Kahle vs. Portland (2009)

1.000 (8-8) - Kylie Jimenez vs. Idaho (3/13/19)

1.000 (7-7) - Angela Hewlett vs. Bentley (1992)

1.000 (7-7) - Kristi Smith vs. MSU-Billings (1996)

1.000 (7-7) - Ashley Bolston vs. Idaho (3/13/19)

1.000 (6-6) - Laurie Northrop vs. Alaska Anchorage (1992)

1.000 (6-6) - Katie Rose vs. E. Montana (1994)

1.000 (6-6) - Corey James vs. NAU (3/6/17)

1.000 (6-6) - Esmeralda Morales vs. Idaho State (3/4/23)

### Opponent

1.000 (12-12) - Mandy Morales, Montana (3/14/08)

1.000 (10-10) - Lori Roufs, N. Dakota St. (3/20/96)

1.000 (9-9) - Hillary Carlson, Wyoming (3/16/11)

1.000 (8-8) - Mercedes Fox-Griffin, OSU (3/21/09)

1.000 (8-8) - Geraldine McCorkell, Idaho (3/9/19)

1.000 (6-6) - Sarah Strand, Montana St. (3/13/09)

1.000 (6-6) - Mandy Morales, Montana (3/14/09)

1.000 (6-6) - Sarah Ena, Montana (3/12/11)

## REBOUNDS

### Portland State

16 - Sarah Hedgepeth vs. Eastern Washington (2003)

### Opponent

16 - Satou Sabally, Oregon (3/22/19)

16 - Beyonce Bea, Idaho (3/7/22)

## ASSISTS

### Portland State

13 - Angela Hewlett vs. St. Joseph's (1992)

### Opponent

10 - Nadine Schmidt, North Dakota State (3/27/92)

10 - Mikayla Ferenz, Idaho (3/9/18)

## STEALS

### Portland State

8 - Kim Manifesto vs. Eastern Montana (1994)

8 - Kim Manifesto vs. Wingate (1995)

8 - Ashley Bolston vs. North Dakota (3/8/17)

### Opponent

6 - Michelle Demetruk, Eastern Washington (3/13/03)

6 - Nubia Garcia, Montana State (3/13/09)

## BLOCKED SHOTS

### Portland State

6 - Katy Wade vs. Idaho State (2010)

### Opponent

4 - Andrea Kelly, North Dakota State (3/20/96)





# ALL POSTSEASON SINGLE-GAME RECORDS - TEAM

## **MOST POINTS**

### **Portland State**

101 - vs. Alaska Anchorage (3/13/92)

### **Opponent**

102 - vs. Idaho (3/8/18)

## **MOST POINTS IN A HALF**

### **Portland State**

59 - vs. Alaska Anchorage (3/13/92)

### **Opponent**

56 - at North Dakota State (3/25/95)

## **FEWEST POINTS**

### **Portland State**

40 - at Oregon (3/22/19)

### **Opponent**

47 - Montana (3/12/10)

## **LARGEST MARGIN OF VICTORY**

36 - vs. Eastern Montana (3/11/94)

## **LARGEST MARGIN OF DEFEAT**

38 - at Oregon (3/22/19)

## **FIELD GOALS MADE**

### **Portland State**

36 - vs. Alaska Anchorage (3/13/92)

### **Opponent**

36 - vs. Idaho (3/9/18)

## **FIELD GOAL ATTEMPTS**

### **Portland State**

71 - at North Dakota State (3/20/96)

### **Opponent**

76 - at North Dakota State (3/27/92)

76 - vs. Idaho (3/9/18)

## **FIELD GOAL PERCENTAGE**

### **Portland State**

.630 - at North Dakota State (3/25/95)

### **Opponent**

.588 - Montana State Billings (3/8/96)

## **FREE THROWS MADE**

### **Portland State**

28 - vs. Eastern Montana (3/11/94)

### **Opponent**

28 - at North Dakota State (3/20/96)

## **FREE THROW ATTEMPTS**

### **Portland State**

38 - at Cal Poly Pomona (3/13/93)

### **Opponent**

43 - at Cal Poly Pomona (3/13/93)

## **FREE THROW % (MIN. 10 ATTS)**

### **Portland State**

1.000 (19-19) - vs. Idaho (3/13/19)

### **Opponent**

1.000 (14-14) - vs. Idaho (3/9/18)

1.000 (10-10) - Montana (3/7/02)

## **3-POINT FG MADE**

### **Portland State**

15 - vs. Montana State (3/5/23)

### **Opponent**

16 - vs. Idaho (3/9/18)

## **3-POINT FG ATTEMPTS**

### **Portland State**

32 - vs. Montana State (3/5/23)

### **Opponent**

31 - vs. Idaho (3/9/18)

## **3-POINT FG % (MIN. 8 ATTS)**

### **Portland State**

.667 (12-18) - vs. Idaho (3/9/18)

### **Opponent**

.538 (14-26) - vs. Weber State (3/7/16)

## **REBOUNDS**

### **Portland State**

49 - vs. Stonehill (3/23/95)

### **Opponent**

58 - at Wyoming (3/16/11)

## **ASSISTS**

### **Portland State**

26 - vs. UC Davis (3/14/92)

### **Opponent**

31 - vs. Idaho (3/9/18)

## **STEALS**

### **Portland State**

17 - vs. Wingate (3/22/95)

17 - vs. Idaho State (3/11/10)

### **Opponent**

16 - at Oregon (3/22/19)

## **BLOCKED SHOTS**

### **Portland State**

7 - at North Dakota State (3/27/92)

7 - vs. Portland (3/19/09)

7 - vs. Idaho State (3/11/10)

### **Opponent**

5 - vs. Weber State (3/7/16)

5 - vs. Eastern Washington (3/7/18)





## SINGLE-GAME INDIVIDUAL RECORDS

### POINTS

28 - Esmeralda Morales vs. Montana State (3/5/23)  
 27 - Claire Faucher at Montana (3/14/08)  
 27 - Desirae Hansen vs. Eastern Washington (3/9/20)

### FIELD GOALS MADE

10 - Kelli Valentine vs. Montana State (3/13/09)  
 10 - Sidney Rielly vs. Northern Arizona (3/6/17)  
 10 - Sidney Rielly vs. Eastern Washington (3/7/18)

### FIELD GOALS ATTEMPTED

23 - Claire Faucher at Montana (3/14/08)

### FIELD GOAL PERCENTAGE (MIN. 6 MADE)

.875 (7-8) - Kelli Valentine vs. Northern Colorado (3/13/08)

### 3-POINT FIELD GOALS MADE

8 - Claire Faucher vs. Montana State (3/13/10)

### 3-POINT FIELD GOALS ATTEMPTED

16 - Claire Faucher vs. Montana State (3/13/10)

### 3-POINT FG PERCENTAGE (MIN. 6 ATTS)

.833 (5-6) - Katia Hadj-Hamou vs. Northern Colorado (3/13/08)  
 .833 (5-6) - Desirae Hansen vs. Eastern Washington (3/9/20)

### FREE THROWS MADE

12 - Kelsey Kahle at Montana (3/8/07)  
 12 - Sidney Rielly vs. Montana State (3/12/19)

### FREE THROWS ATTEMPTED

15 - Kelsey Kahle at Montana (3/8/07)

### FREE THROW PERCENTAGE (MIN. 6 MADE)

1.000 (12-12) - Sidney Rielly vs. Montana State (3/12/19)  
 1.000 (11-11) - Ashley Bolston vs. Idaho (3/9/18)  
 1.000 (8-8) - Kelsey Kahle vs. Northern Arizona (3/9/06)  
 1.000 (8-8) - Claire Faucher at Montana (3/14/08)  
 1.000 (8-8) - Kylie Jimenez vs. Idaho (3/13/19)  
 1.000 (7-7) - Ashley Bolston vs. Idaho (3/13/19)  
 1.000 (6-6) - Eryn Jones vs. Montana State (3/13/10)  
 1.000 (6-6) - Corey James vs. Northern Arizona (3/6/17)  
 1.000 (6-6) - Esmeralda Morales vs. Idaho State (3/4/23)

### REBOUNDS

16 - Sarah Hedgepeth vs. Eastern Washington (3/13/03)

### ASSISTS

11 - Kylie Jimenez vs. Eastern Washington (3/9/20)

### STEALS

8 - Ashley Bolston vs. North Dakota (3/8/17)  
 6 - Kylie Jimenez vs. Eastern Washington (3/7/18)  
 5 - Claire Faucher vs. Montana State (3/13/10)  
 5 - Eryn Jones vs. Idaho State (3/11/10)  
 5 - Ashley Bolston vs. Montana State (3/12/19)

### BLOCKED SHOTS

6 - Katy Wade vs. Idaho State (3/11/10)

## SINGLE-GAME TEAM RECORDS

### MOST POINTS

99 - vs. Idaho (3/9/18)

### FEWEST POINTS

42 - vs. Sacramento State (3/7/23)

### MOST POINTS ALLOWED

102 - vs. Idaho (3/9/18)

### FEWEST POINTS ALLOWED

47 - vs. Montana (3/12/10)

### MOST FIRST-HALF POINTS

48 - vs. Idaho (3/9/18)

### FEWEST FIRST-HALF POINTS

15 - vs. Idaho State (3/9/21)

### MOST FIRST-HALF POINTS ALLOWED

50 - vs. Weber State (3/7/16)

### FEWEST FIRST-HALF POINTS ALLOWED

23 - vs. Montana (3/5/99)

### MOST SECOND-HALF POINTS

51 - vs. Idaho (3/9/18)

### FEWEST SECOND-HALF POINTS

20 - vs. Sacramento State (3/7/23)

### MOST SECOND HALF-POINTS ALLOWED

53 - vs. Idaho (3/9/18)

### LARGEST MARGIN OF VICTORY

20 - vs. Eastern Washington (3/8/21)

### LARGEST MARGIN OF DEFEAT

34 - vs. Montana (3/7/02)





# POSTSEASON HISTORY

## 1992 NCAA DIVISION II TOURNAMENT Third In The Nation

**NCAA II West Regional at Portland State**  
Portland State 101, Alaska Anchorage 76  
Portland State 83, UC-Davis 56

**NCAA II Quarterfinal at Portland State**  
Portland State 83, St. Joseph's (Ind.) 62

**NCAA II Final Four at North Dakota State**  
North Dakota State 93, Portland State 59  
Portland State 72, Bentley 69

Ranked third most of the season, Portland State reached the NCAA Final Four after wins over Alaska-Anchorage, UC-Davis and St. Joseph's. To advance to the Final Four, the Vikings pounded St. Joseph's (Ind.) 83-62 as they shot 55% from the floor and forced 29 St. Joseph's turnovers. Angela Hewlett scored 22 points with 13 assists and five steals.

The Vikings faced Final Four host North Dakota State in the semifinals and fell behind 46-29 at the half and could never come back. All-American Laurie Northrop led the Vikings with 14 points but the loss ended a 25-game winning streak for the Vikings.

Portland State rebounded in the third-place game, defeating Bentley College 72-69, overcoming a 12-point halftime deficit. Sheri Stemple scored 24 points and grabbed 12 rebounds to lead the Vikings to their best finish at an NCAA Tournament.

## 1993 NCAA DIVISION II TOURNAMENT Regional Finalist

**NCAA II West Regional at Cal Poly Pomona**  
Portland State 64, UC-Davis 61  
Cal Poly Pomona 59, Portland State 51

After a 20-7 regular season, Portland State headed to Cal Poly-Pomona for the NCAA West Regional where they faced UC-Davis. Portland State built a 21-point first-half lead and a 39-23 advantage at the intermission. Sheri Stemple poured in 20 points and 10 rebounds to lead the Vikings into the Regional Final against the host Cal Poly-Pomona.

In the regional finals, the Vikings led the entire first half and held a slim one-point lead at the intermission. However, Pomona went on a 13-4 run early in the second half and never looked back. Stemple led the Vikings with 18 points and was named to the all-tournament team along with Renae Aschoff.

## 1994 NCAA DIVISION II TOURNAMENT Regional Finalist

**NCAA II West Regional at Portland State**  
Portland State 90, Eastern Montana 54  
Cal State San Bernardino 79, Portland State 69\*

\*Game later forfeited due to an NCAA Infractions Committee ruling

Portland State reached the NCAA Sweet Sixteen for the third straight season after easily beating Eastern Montana 90-54 at home.

The Vikings built a 42-19 first-half lead and coasted the rest of the way. Six Vikings scored in double figures, led by Kristi Smith and Katie Rose with 15 apiece. Kim Manifesto had 10 points, 10 assists and eight steals.

In the Regional Final, Portland State fell to Cal State-San Bernardino, 79-69 even though the Vikings led by five with five minutes to play. Smith led the Vikings with 18 points and was named to the all-tournament team along with Rose and Manifesto. The game was later forfeited to an NCAA infraction committed by Cal State-San Bernardino, who had an ineligible player.

## 1995 NCAA DIVISION II TOURNAMENT Second In The Nation

**NCAA II West Regional at Portland State**  
Portland State 86, Seattle Pacific 75  
Portland State 82, UC Davis 71

**NCAA II Elite Eight at North Dakota State**  
Portland State 82, Wingate 69  
Portland State 75, Stonehill 59  
North Dakota State 98, Portland State 85

Portland State wrapped up its best season in school history, reaching the national title game. After a 24-5 regular season, the Vikings began their run through the NCAA field at home by knocking off Seattle Pacific and UC-Davis in the West Regional. Against Seattle Pacific, Kim Manifesto had a career night for Portland State with 33 points, 10 assists, six rebounds and six steals. The following day, a more balanced Viking attack handled UC-Davis. P.J. Hall and Katie Rose each scored 16 points to lead the team. Manifesto was named the tournament MVP while Smith and Jenny Hoselton were named to the all-tournament team.

Portland State began the Elite Eight with a 82-69 win over Wingate. Manifesto scored 14 points with eight steals, five assists and five rebounds to lead the way. The next day, the Vikings downed second-ranked Stonehill 75-59 coming back from a 14-point first half deficit. Kristi Smith scored 30 points and 11 rebounds to help the Vikings to their first NCAA title game against North Dakota State.

Despite incredible shooting, Portland State fell 98-85 in the title game in front of 7,138 spectators. The Vikings shot 52% in the first half and a blistering 76% in the second half but couldn't overcome a 34-24 North Dakota State rebounding advantage. Kim Manifesto kept the Vikings close with 21 second-half points and 27 for the game in addition to nine assists and five rebounds. Smith scored 24 and Rose had 17 points. Manifesto and Smith were named to the all-tournament team.

## 1996 NCAA DIVISION II TOURNAMENT National Quarterfinalist

**NCAA II West Regional at UC Davis**  
Portland State 83, Montana State Billings 73  
Portland State 70, UC Davis 66

**NCAA II Elite Eight at North Dakota State**  
North Dakota State 91, Portland State 65

Portland State returned to the NCAA Elite Eight for the second straight year after beating Montana State-Billings and UC-Davis.

In an 83-73 win over Montana State-Billings, Kim Manifesto and Kristi Smith each had 23 points to advance to the Regional Final with 10th-ranked UC-Davis. A closely contested game, the score was tied at 64 when Katie Rose hit a three-pointer to push the Vikings into the lead for good. Manifesto and Smith each had 20 points to lead the way.

The win set the stage for another Elite Eight trip to Fargo, N.D. to take on North Dakota State. Smith scored 16 points but the Bison cruised to a 91-65 win. North Dakota State went on to win its fourth straight national title. It was Portland State's final game at the Division II level as they moved up to the Big Sky Conference and Division I play.

# POSTSEASON RECORDS

## NCAA Division I Tournament

Overall: 0-2  
Away: 0-1  
Neutral: 0-1  
Appearances: 2

## NCAA Division II Tournament

Overall: 13-4\*  
Home: 7-0  
Away: 1-3  
Neutral: 5-1  
West Regional Appearances: 5  
National Title Game Appearances: 1  
\* Includes one forfeit win

## Big Sky Tournament

Overall: 15-12  
Home: 1-1  
Away: 0-3  
Neutral: 14-8  
Appearances: 14  
Semifinal Appearances: 7  
Championship Game Appearances: 5  
Championships Won: 2 (2010, 2019)  
Best Seeding: No. 1 (2011)



## 2008-2009 PORTLAND STATE VIKINGS PORTLAND STATE'S FIRST NCAA DIVISION I POSTSEASON TEAM



**Bottom Row, L to R:** Associate Head Coach Peg Swadener, Kelly Marchant, Claire Faucher, Eryn Jones, Lexi Bishop, Sarah Cleveland, Audrey Grant, Jamie Roupp, Head Coach Sherri Murrell. **Top Row, L to R:** Director of Basketball Operations Tim Mariels, Assistant Coach Chelsea Wagner, Katia Hadj-Hamou, Kelli Valentine, Erin Yankus, Kimberly VanDyke, Courtney Cremer, Katy Wade, Kate DePaepe, Stephanie Egwuatu, Kelsey Kahle, Assistant Coach Mike Hood.

The 2008-09 Portland State squad became the first in school history to advance to the NCAA Division I postseason. Under the direction of second-year Head Coach Sherri Murrell, the Vikings advanced to the second round of the Women's National Invitation Tournament before falling at Oregon State.

After finishing the regular season 14-2 in the Big Sky, the Vikings entered the conference tournament as the No. 2 seed for just the second time ever. They knocked off Montana State, 71-64, before losing to host and top-seeded Montana the next night, 69-62. Even though they fell short of their ultimate goals of winning the Big Sky Championship and reaching the NCAA tourney, the Vikings earned the conference's automatic bid into the WNIT.

In their first round game against cross-town rival Portland at the Stott Center, the Vikings came out on top, 57-51, behind 30 points and 10 rebounds from Kelsey Kahle. The senior forward went 11 of 12 from the field to set a new PSU postseason field goal percentage record (.917), and also went 8 of 8 at the free-throw line to tie the free throw percentage mark. The win was the Vikings' 23rd of the season, which set a new school record at the Division I level.

Two nights later, on March 21, Portland State traveled down I-5 to play Pac-10 foe Oregon State. The Beavers eventually pulled out a 57-49 victory as the Viks were forced to foul down the stretch. Even though Portland State outshot Oregon State, the Vikings were undone by 25 turnovers. Kahle saw her outstanding career come to a close with the defeat. The Aurora, Ore., native finished with eight points, five boards and two blocked shots in her final game as a Viking.

### 2009 BIG SKY TOURNAMENT

**Hosted by Montana • Missoula, MT (Dahlberg Arena)**

#### March 13 • Semifinals

No. 2 Portland State 71, No 3. Montana State 64

#### March 14 • Championship

No. 1 Montana 69, No. 2 Portland State 62

### 2009 WOMEN'S NATIONAL INVITATION TOURNAMENT

#### March 19 • First Round • Portland, Oregon (Stott Center)

Portland State 57, Portland 51

#### March 21 • Second Round • Corvallis, Oregon (Gill Coliseum)

Oregon State 59, Portland State 47



## 2009-2010 PORTLAND STATE VIKINGS PORTLAND STATE'S FIRST NCAA DIVISION I TOURNAMENT TEAM



**Front Row, L to R:** Head Coach Sherri Murrell, Kelly Marchant, Jamie Roupp, Claire Faucher, Nichole Jackson, Lexi Bishop, Sarah Cleveland, Eryn Jones, Courtney VanBrocklin, Associate Head Coach Peg Swadener. **Top Row, L to R:** Graduate Assistant Coach Kate Benz, Karley Lampman, Kelli Valentine, Erin Yankus, Kimberly VanDyke, Courtney Cremer, Katy Wade, Kate DePaepe, Stephanie Egwuatu, Assistant Coach Mike Hood.

One year after making their first postseason appearance at the NCAA Division I level, the 2009-10 Portland State squad entered the season with high expectations. For the first time ever, the Vikings were picked to win the league title by the coaches and media in the preseason polls, but they stumbled to a 9-7 conference record and entered the Big Sky tourney as the fifth seed.

Behind a season-high 17 steals, the Vikings opened the tournament on March 11 with a 75-61 victory over No. 4 Idaho State. Kelli Valentine and Kelly Marchant each scored 14 points, and Lexi Bishop chipped in a career-best 13. The following night, PSU took down No. 2 Montana, 62-47, allowing the fewest points they ever had in the Big Sky tourney. In front of a hometown crowd in Cheney, Wash., Spokane native Valentine scored 12 points on 6 of 8 shooting. In the tourney championship title, junior Claire Faucher took over and led the Vikings to their first Big Sky Championship and a berth into the NCAA Tournament. PSU became the lowest seeded team to ever win the tourney with their 62-58 win over No. 6 Montana State. Faucher, who was named the tournament MVP, finished with 26 points, six assists and five steals, and set school postseason records with eight 3-pointers made and 16 attempted.

On March 16, the Vikings and their fans gathered at the downtown Portland Buffalo Wild Wings to watch the NCAA Tournament Selection Show on ESPN. PSU got its wish to stay local, earning a No. 15 seed in the West bracket and a trip to Seattle to face No. 2 seed Texas A&M.

In their first ever NCAA Division I Tournament game, Portland State fell to the ninth-ranked Aggies, 84-53, on March 20, at Bank of America Arena. The Vikings hung tough with the Aggies for the opening period and led just before the break, but Texas A&M scored the final eight points of the half and led 39-31 at intermission. Faucher closed out her career in style with 15 points, seven assists and four steals, while Eryn Jones tallied 15 points and made 3 of 4 three-point attempts.

### 2010 BIG SKY TOURNAMENT

**Hosted by Eastern Washington • Cheney, WA (Reese Court)**

#### March 11 • Quarterfinals

No. 5 Portland State 75, No. 4 Idaho State 61

#### March 12 • Semifinals

No. 5 Portland State 62, No. 2 Montana 47

#### March 13 • Championship

No. 5 Portland State 62, No. 6 Montana State 58

### 2010 NCAA TOURNAMENT

#### March 20 • First Round • Seattle, WA (Bank of America Arena)

No. 2. Texas A&M 84, No. 15 Portland State 53





2010-2011 PORTLAND STATE VIKINGS  
PORTLAND STATE'S THIRD STRAIGHT POSTSEASON TEAM



**Bottom Row, L to R:** Assistant Coach Mike Hood, Head Coach Sherri Murrell, Kelly Marchant, Nichole Jackson, Eryn Jones, Lexi Bishop, Courtney VanBrocklin, Graduate Assistant Coach Kate Benz, Associate Head Coach Peg Swadener. **Top Row, L to R:** Manager Brad Stricklin, Kate Lanz, Karley Lampman, Kelli Valentine, Shauneice Samms, Courtney Cremer, Katy Wade, Allie Brock, Stephanie Egwuatu, Keaton McFadden, Athletic Trainer Tara Hebert.

After a tough preseason schedule that saw the 2010-11 Vikings enter Big Sky play with a 7-6 record, and a 1-3 start in league play, it appeared Portland State's dream of winning their first regular season title would not come true. But the Vikings rebounded to win 11 of their final 12 regular season conference games and on the final night of play, Portland State knocked off Montana State, 65-63, to earn a share of the regular season crown. Eryn Jones made a pair of free throws with four seconds left and with Northern Colorado losing on the road, the Vikings and Bears both finished with 12-4 records. Portland State earned the top seed and right to host the conference tourney because they swept the season series with Montana State, who finished third in the final standings, while UNC split with the Bobcats.

Hosting the Big Sky Tournament for the first time in school history, the Vikings got a bye into the semis and on March 11 they defeated Eastern Washington, 73-62. PSU struggled shooting in the first half, hitting at just a 26.7 percent clip, and the game was tied at the break, 26-26. But they shot 68 percent over the final 20 minutes to earn the win. Kelli Valentine had a double-double with 14 points and 10 rebounds, Courtney VanBrocklin scored 14 of her 17 points in the second half, and Eryn Jones added 16 points. The following evening, PSU struggled down the stretch in the championship game against Montana, going scoreless for over six-and-a-half minutes. The Vikings led 52-46 with 8:04 to play, before hitting a cold spell and their 11-game home winning streak came to an end.

PSU still earned the conference's automatic bid into the WNIT and thus began a crazy few days. The Vikings didn't learn until 8:30 p.m. on Monday, March 14, that they would travel to take on Wyoming. Less than 24 hours later they were on a plane to Denver and the team didn't get into Laramie until around 12:30 a.m. on Wednesday, the same day as their game. After getting a few hours of sleep, several players had to take finals and then later that evening, a tired PSU squad fell to the host Cowgirls, 79-44. VanBrocklin led the Vikings with 11 points, while Stephanie Egwuatu chipped in a career best nine and also pulled down six boards.

**2011 BIG SKY TOURNAMENT**

**Hosted by Portland State • Portland, OR (Stott Center)**

**March 11 • Semifinals**

No. 1 Portland State 73, No. 6 Eastern Washington 62

**March 12 • Championship**

No. 4 Montana 62, No. 1 Portland State 58

**2011 WOMEN'S NATIONAL INVITATION TOURNAMENT**

**March 16 • First Round • Laramie, WY (Arena-Auditorium)**

Wyoming 79, Portland State 44





## 2018-19 PORTLAND STATE VIKINGS SECOND NCAA TOURNAMENT APPEARANCE, BIG SKY-ERA RECORD 25 WINS



**Front Row, L to R:** Labrea Denson, Kylie Jimenez. **Middle Row, L to R:** Tatiana Streun, Savannah Dhaliwal, Andrea Martinez, Sidney Rielly, Ruchae Walton, Ana Tainta. **Back Row, L to R:** Desirae Hansen, Jordan Stotler, Courtney West, Pia Jurhar, Ashley Bolston.

The Vikings opened the season with eight straight wins, the best start to a season in the program's Big Sky era. The Vikings also finished the season with a Big Sky era record 25 wins, and tied a record with 14 wins at home.

The Vikings still only went into the Big Sky tournament as the No. 4 seed, however, and things didn't look promising when the Vikings trailed Montana State by four at 42-38 in the third quarter of their quarterfinal game. The Vikings picked it up from there and closed the third quarter on a 12-0 run to retake the lead. The Vikings held the Bobcats to only six points from the 5:04 mark of the third quarter to the 3:13 mark of the fourth quarter. The Vikings built a 12-point lead in that time, and hit free throw after free throw to close out the Bobcats, 68-56.

The win advanced the Vikings to the semifinals of the Big Sky tournament for the third straight season, where they would meet No. 1-seeded Idaho. The Vikings had lost 10 straight games to the Vandals, including a 102-99 loss in the semifinals of the Big Sky tournament the year before. Nevertheless, the Vikings put together their best defensive performance of the season while beating the Vandals 75-59. The Vikings held Idaho - the nation's top three-point shooting team with an average of 11.6 three-pointers made per game going into the tournament - to only six three-pointers, and three of those six came in the final five minutes of the fourth quarter when the Vandals were trying to make up a double-digit deficit. It was a far cry from the Vikings' first two games against the Vandals during the regular season, when the Vandals hit 13 three-pointers against the Vikings on Jan. 26, and 15 three-pointers in their game on Feb. 28. Idaho's Taylor Pierce, who came into the game leading the nation with 4.55 three-pointers made per game, totaled 11 three-pointers between those two wins for the Vandals, but went 0-of-12 from beyond the arc in the semifinals against the Vikings.

The emotional victory took its toll on the Vikings in the Big Sky championship game, however, and Eastern Washington, which had been on their own Cinderella run with upsets of Idaho State in the quarterfinals and Northern Colorado in the semifinals, took advantage by leading for much of the game. The Eagles led for nearly 30 minutes in the game, and trailed for all of 90 seconds in the second half.

That was all the Vikings needed to steal the game from the Eagles, as the Vikings turned a 57-50 deficit with 5:35 remaining into a 61-59 win

with an 11-2 run to close the game. Senior guard Ashley Bolston gave the Vikings their first lead of the second half with a jumper that made it 59-57 in favor of the Vikings with 1:50 left to go.

Eastern Washington missed a shot the next time down the court, but the Vikings couldn't add to their lead and gave the ball back to the Eagles with 28.2 seconds remaining. The shot clock was off at that point, but the Eagles elected to shoot the ball early as Jessica McDowell-White tied it up with a floater with 20.3 seconds left.

That gave the Vikings the ball back, and Kennedy called a timeout to set up the final shot. The Vikings held the ball until there were about 10 seconds remaining, at which point sophomore point guard Kylie Jimenez passed to freshman guard Desirae Hansen at the top of the three-point arc. Hansen beat her defender with a crossover to her right, and then hit a high-arching fadeaway over the Eagles' Bella Cravens for the game-winning shot with 3.1 seconds remaining.

The Vikings went on to lose 78-40 to second-seeded Oregon in the first round of the NCAA tournament, but the Vikings had made the NCAA tournament for only the second time in program history, and in only their fourth season under head coach Lynn Kennedy.

### 2019 BIG SKY TOURNAMENT boise, idaho • centurylink arena

**March 12 • Quarterfinals**  
No. 4 Portland State 68, No. 5 Montana State 56

**March 13 • Semifinals**  
No. 4 Portland State 75, No. 1 Idaho 59

**March 15 • Championship**  
No. 4 Portland State 61, No. 6 Eastern Washington 59

### 2019 NCAA TOURNAMENT

**March 22 • First Round • eugene, ore. • matthew knight Arena**  
No. 2 Oregon 78, No. 15 Portland State 40





# AWARD WINNERS

## ALL-AMERICA AWARDS

### NCAA DIVISION I AP ALL-AMERICANS

2007-08 Claire Faucher HM

### NCAA DIVISION II ALL-AMERICANS

1991-92 Laurie Northrop First Team  
 Sheri Stemple HM  
 1992-93 Renae Aschoff HM  
 1993-94 Kim Manifesto HM  
 Kristi Smith HM  
 1994-95 Kim Manifesto First Team  
 Kristi Smith First Team  
 1995-96 Kim Manifesto First Team  
 Kristi Smith First Team

### REGIONAL AWARDS

#### WBCA ALL-REGION VIII

2010-11 Eryn Jones First Team

### ACADEMIC AWARDS

#### CoSIDA ACADEMIC ALL-AMERICANS

1994-95 Kim Manifesto Third Team  
 Kristi Smith HM  
 1995-96 Kim Manifesto HM  
 Kristi Smith HM  
 2007-08 Delaney Conway First Team  
 2008-09 Kelsey Kahle Third Team

#### CoSIDA ACADEMIC ALL-REGION

1994-95 Kim Manifesto First Team  
 Kristi Smith First Team  
 P.J. Hall Second Team  
 1995-96 Kim Manifesto First Team  
 Kristi Smith First Team

#### CoSIDA ACADEMIC ALL-DISTRICT

1991-92 Allison Brite First Team  
 Renae Aschoff First Team  
 1992-93 Renae Aschoff First Team  
 Leah Cox Second Team  
 Sheri Stemple Second Team  
 1993-94 Kim Manifesto First Team  
 1994-95 Kim Manifesto First Team  
 1995-96 Kim Manifesto First Team  
 1996-97 Jessica Trippet First Team  
 2005-06 Delaney Conway Second Team  
 2006-07 Kelsey Kahle Second Team  
 Delaney Conway Third Team  
 2007-08 Delaney Conway First Team  
 Kelsey Kahle First Team  
 2008-09 Kelsey Kahle First Team  
 2008-09 Kate DePaepe Third Team  
 Claire Faucher Third Team  
 2022-23 Esmeralda Morales N/A

#### WBCA ACADEMIC TOP 25 HONOR ROLL

2020-21 Tied for 12th 3.672 GPA

### DISTRICT AWARDS

#### NCAA DIVISION II DISTRICT VIII

##### COACH OF THE YEAR

1991-92 Greg Bruce  
 1993-94 Greg Bruce  
 1995-96 Greg Bruce

### PACIFIC WEST CONFERENCE AWARDS

##### PLAYER OF THE YEAR

1991-92 Laurie Northrop  
 1992-93 Renae Aschoff

Sheri Stemple  
 1994-95 Kim Manifesto

##### COACH OF THE YEAR

1992-93 Greg Bruce  
 1993-94 Greg Bruce  
 1994-95 Greg Bruce  
 1995-96 Greg Bruce

##### ALL-CONFERENCE

1991-92 Angela Hewlett First Team  
 Laurie Northrop First Team  
 Sheri Stemple First Team  
 Renae Aschoff Second Team  
 1992-93 Renae Aschoff First Team  
 Sheri Stemple First Team  
 Kim Manifesto Second Team  
 1993-94 P.J. Hall First Team  
 Kim Manifesto First Team  
 Kristi Smith First Team  
 1994-95 Kim Manifesto First Team  
 Kristi Smith First Team  
 P.J. Hall Second Team  
 1995-96 Kim Manifesto First Team  
 Kristi Smith First Team

##### PLAYER OF THE WEEK

1991-92 Sherri Stemple (3x)  
 Angela Hewlett  
 Laurie Northrop  
 1992-93 Renae Aschoff (3x)  
 Sheri Stemple (3x),  
 Kim Manifesto  
 1993-94 Kristi Smith (2x)  
 P.J. Hall  
 Kim Manifesto  
 Annie McShane  
 1994-95 Kim Manifesto (2x)  
 Kristi Smith (2x),  
 P.J. Hall  
 1995-96 Kristi Smith  
 Kim Manifesto  
 Katie Rose

##### ACADEMIC ALL-CONFERENCE

1991-92 Renae Aschoff First Team  
 Angela Hewlett First Team  
 1992-93 Renae Aschoff First Team  
 Allison Brite Second Team  
 Sheri Stemple Second Team  
 1993-94 Kim Manifesto First Team  
 1994-95 Kim Manifesto First Team  
 1995-96 Kim Manifesto First Team  
 Kelli Chandler-Read Second Team  
 Jessica Trippet Second Team

### BIG SKY CONFERENCE AWARDS

##### MOST VALUABLE PLAYER

2010-11 Eryn Jones

##### COACH OF THE YEAR

2010-11 Sherri Murrell (co-recipient)

##### DEFENSIVE PLAYER OF THE YEAR

2008-09 Kelsey Kahle  
 2018-19 Courtney West

##### OUTSTANDING FRESHMAN

2005-06 Kelsey Kahle (co-recipient)  
 2006-07 Claire Faucher  
 2007-08 Kelli Valentine  
 2017-18 Kylie Jimenez

##### TOP NEWCOMER

2010-11 Courtney VanBrocklin  
 2011-12 Kate Lanz  
 2012-13 Angela Misa  
 2016-17 Ashley Bolston

##### TOP RESERVE

2018-19 Desirae Hansen (co-recipient)

##### ALL-CONFERENCE

1982-83 C.J. Sealey First Team  
 Sheri VanLoo First Team  
 1984-85 Dona McCanlies HM  
 1985-86 Dona McCanlies Second Team  
 1996-97 Jessica Trippet HM  
 1997-98 Shannon Spies First Team  
 Carrie Hawes HM  
 1998-99 Carrie Hawes First Team  
 Hiedi Hatcher HM  
 Karrin Wilson HM  
 Monique Zampera HM  
 1999-00 Karrin Wilson First Team  
 Hiedi Hatcher HM  
 2000-01 Hiedi Hatcher HM  
 2001-02 Nikki Petticrew First Team  
 2002-03 Sarah Hedgepeth First Team  
 Nikki Petticrew HM  
 2003-04 Sarah Hedgepeth First Team  
 2004-05 Heather Arns HM  
 2005-06 Kelsey Kahle First Team  
 Brianna Thompson HM  
 2006-07 Kelsey Kahle First Team  
 2007-08 Claire Faucher\* First Team  
 Delaney Conway Second Team  
 Kelsey Kahle HM  
 2008-09 Claire Faucher\* First Team  
 Kelsey Kahle\* First Team  
 Kelli Valentine HM  
 2009-10 Claire Faucher First Team  
 2010-11 Eryn Jones\* First Team  
 Courtney VanBrocklin HM  
 Kelli Valentine HM  
 2011-12 Eryn Jones Second Team  
 Kate Lanz HM  
 2012-13 Courtney VanBrocklin Second Team  
 Angela Misa HM  
 2013-14 Emily Easom HM  
 2014-15 Emily Easom HM  
 2016-17 Ashley Bolston Second Team  
 Sidney Rielly Third Team  
 2017-18 Ashley Bolston Second Team  
 Sidney Rielly Third Team  
 2018-19 Sidney Rielly First Team  
 Ashley Bolston Second Team  
 Kylie Jimenez HM  
 2019-20 Desirae Hansen Third Team  
 Kylie Jimenez Third Team  
 2020-21 Desirae Hansen Third Team  
 Kylie Jimenez Third Team  
 2022-23 Esmeralda Morales Second Team

\* Indicates unanimous selection

##### PLAYER OF THE WEEK

2002-03 Sarah Hedgepeth  
 2005-06 Kelsey Kahle (2x)  
 Brianna Thompson  
 2006-07 Kelsey Kahle (4x)  
 2007-08 Delaney Conway (3x)  
 Kelsey Kahle (3x)  
 Claire Faucher (2x)  
 2008-09 Claire Faucher (2x)  
 Kelsey Kahle (2x)  
 Kelli Valentine  
 2009-10 Kelly Marchant





# AWARD WINNERS

2010-11 Eryn Jones (2x)  
Lexi Bishop  
Courtney VanBrocklin  
2011-12 Eryn Jones  
Kate Lanz  
2012-13 Courteny VanBrocklin  
2013-14 Kate Lanz  
2016-17 Ashley Bolston  
Sidney Rielly  
2017-18 Ashley Bolston  
2018-19 Ashley Bolston (2x)  
Kylie Jimenez  
Sidney Rielly  
2019-20 Desirae Hansen  
Jordan Stotler

## ALL-TOURNAMENT

1999 Carrie Hawes  
Robbie Nix  
2008 Claire Faucher  
2009 Claire Faucher  
Kelli Valentine  
2010 Claire Faucher (MVP)  
Eryn Jones  
Kelli Valentine  
2011 Eryn Jones  
Kelli Valentine  
2017 Ashley Bolston  
2018 Ashley Bolston  
2019 Ashley Bolston (MVP)  
Kylie Jimenez  
2023 Esmeralda Morales

## PRESEASON ALL-BIG SKY

2017 Ashley Bolston  
2018 Ashley Bolston  
Sidney Rielly  
2019 Kylie Jimenez

## ACADEMIC ALL-CONFERENCE

1996-97 Jennifer Buscher  
Kelli Chandler-Read  
Carrie Hawes  
Wende Kornstad  
Robin Sessums  
Shannon Spies  
Jessica Trippet  
Elizabeth Zinky  
1997-98 Hiedi Hatcher  
Hannah Long  
Shannon Spies  
1998-99 Jennifer Buscher  
Kelli Chandler-Read  
Kellyann Duckworth  
Hiedi Hatcher  
Hannah Long  
Shannon Spies  
Michelle Tuma  
1999-00 Kellyann Duckworth  
Hiedi Hatcher  
Shannon Spies  
Michelle Tuma  
2000-01 Jill Feller  
Jane Gowans  
Hiedi Hatcher  
Krishelle Jessee  
Shannon Thorne  
2001-02 Jane Gowans  
Krishelle Jessee  
Nikki Petticrew  
Michelle Tuma  
2002-03 Jane Gowans  
Carrie Mitchell  
Nikki Petticrew

Jenny Poe  
Niki Sadowski  
Michelle Thueson  
Jenna Washington  
2003-04 Ashley Brown  
Jane Gowans  
Carrie Mitchell  
Jenna Washington  
2004-05 Ashley Brown  
Delaney Conway  
Marla Morin  
2005-06 Delaney Conway  
Katie Hadj-Hamou  
Kelsey Kahle  
2006-07 Emily Boscacci  
Kerstin Brosterhous  
Delaney Conway  
Kelsey Kahle  
Stephisha Walton  
Erin Yankus  
2007-08 Delaney Conway  
Claire Faucher  
Katia Hadj-Hamou  
Kelsey Kahle  
Erin Yankus  
2008-09 Kate DePaepe  
Claire Faucher  
Katia Hadj-Hamou  
Eryn Jones  
Kelsey Kahle  
Jamie Roupp  
2009-10 Kate DePaepe  
Claire Faucher  
Nichole Jackson  
Eryn Jones  
Karley Lampman  
Erin Yankus  
2010-11 Stephanie Egwuatu  
Eryn Jones  
Karley Lampman  
2011-12 Stephanie Egwuatu  
Allison Greene  
Eryn Jones  
Kate Lanz  
Lariel Powell  
Mikaela Rivard  
2012-13 Emily Easom  
Allison Greene  
Keaton McFadden  
Lariel Powell  
Mikaela Rivard  
2013-14 Emily Easom  
Lauran Holt  
Kate Lanz  
Keaton McFadden  
Lariel Powell  
2014-15 Nela Aha  
Emily Easom  
Lauren Holt  
Lariel Powell  
Mikaela Rivard  
Cici West  
2015-16 Alicia Carline  
Corey James  
Pia Jurhar  
Michaela Kay  
Cici West  
2016-17 Ashley Bolston  
Corey James  
Pia Jurhar  
Michaela Kay  
Sidney Rielly  
Tatiana Streun  
Cici West

Courtney West  
2017-18 Ashley Bolston  
Savannah Dhaliwal  
Corey James  
Pia Jurhar  
Sidney Rielly  
Tatiana Streun  
Courtney West  
2018-19 Savannah Dhaliwal  
Desirae Hansen  
Pia Jurhar  
Sidney Rielly  
Courtney West  
2019-20 Marina Canzobre  
Labrea Denson  
Belle Frazier  
Cassidy Gardner  
Desirae Hansen  
Tatiana Streun  
2020-21 Morgan Baird  
Nakia Boston  
Marina Canzobre  
Savannah Dhaliwal  
Desirae Hansen  
Kylie Jimenez  
Reilly Kelty  
Jenna Kilty  
Jada Lewis  
Syd Schultz  
Itziar Ugarte  
Ruchae Walton  
2021-22 Morgan Baird  
Marina Canzobre  
Savannah Dhaliwal  
Alaya Fitzgerald  
Reilly Kelty  
Jenna Kilty  
Esmeralda Morales  
Syd Schultz  
Itziar Ugarte  
Mia 'Uhila  
2022-23 Reilly Kelty  
Jada Lewis  
Sofia Llanos  
Cinco McCartney  
Esmeralda Morales  
Syd Schultz  
Mia 'Uhila  
2023-24 Reilly Kelty  
Jada Lewis  
Sofia Llanos  
Cinco McCartney  
Esmeralda Morales  
Syd Schultz  
Mia 'Uhila

NOTE: The Big Sky Conference was originally the Mountain West Conference for women's sports from 1982-88.





# ALL-TIME LETTERWINNERS

## A

Aha, Nela \_\_\_\_\_ 2015  
 Alleman, Alice \_\_\_\_\_ 1987, 88  
 Arata, Cynthia \_\_\_\_\_ 2013, 14  
 Arns, Heather \_\_\_\_\_ 2004, 05, 06, 07  
 Aschoff, Renae \_\_\_\_\_ 1990, 91, 92, 93  
 Avnessian, Ani \_\_\_\_\_ 2014, 15

## B

Bachman, Cheryl \_\_\_\_\_ 1986, 87, 88  
 Baird, Morgan \_\_\_\_\_ 2021, 22  
 Ball, Margaret \_\_\_\_\_ 1976  
 Barry, Catherine \_\_\_\_\_ 1996  
 Batchelder, Lynn \_\_\_\_\_ 1980  
 Bateman, Michelle \_\_\_\_\_ 1989, 90  
 Beattie, Teresa \_\_\_\_\_ 1988  
 Bellotti, Keri \_\_\_\_\_ 2006  
 Benning, Theresa \_\_\_\_\_ 1984  
 Bishop, Lexi \_\_\_\_\_ 2008, 09, 10, 11  
 Bjerke, Jenny \_\_\_\_\_ 1992  
 Black, Maddie \_\_\_\_\_ 2013  
 Boggio, Erika \_\_\_\_\_ 1991  
 Bolston, Ashley \_\_\_\_\_ 2017, 18, 19  
 Bos, Janie \_\_\_\_\_ 2007  
 Boscacci, Emily \_\_\_\_\_ 2007  
 Boston, Nakia \_\_\_\_\_ 2021, 23  
 Bostwick, Kailey \_\_\_\_\_ 2006, 07  
 Boyd, Kristin \_\_\_\_\_ 2003  
 Bradley, Kris \_\_\_\_\_ 1978  
 Brehm, Barbara \_\_\_\_\_ 1986  
 Brite, Allison \_\_\_\_\_ 1990, 91, 92, 93  
 Brock, Allie \_\_\_\_\_ 2011, 12, 13, 14  
 Brooks, Dianna \_\_\_\_\_ 1987, 88  
 Brosterhous, Kerstin \_\_\_\_\_ 2007  
 Brown, Ashley \_\_\_\_\_ 2004, 05  
 Brown, Kiana \_\_\_\_\_ 2018  
 Buscher, Jennifer \_\_\_\_\_ 1996, 97, 98, 99

## C

Canzobre, Marina \_\_\_\_\_ 2020, 21, 22, 23  
 Carline, Alicia \_\_\_\_\_ 2015, 16  
 Cerkani, Sandy \_\_\_\_\_ 1986, 87  
 Chandler-Read, Kelli \_\_\_\_\_ 1995, 96, 97, 99  
 Christensen, Cindy \_\_\_\_\_ 1983, 84  
 Cleveland, Sarah \_\_\_\_\_ 2008, 09  
 Conway, Delaney \_\_\_\_\_ 2005, 06, 07, 08  
 Coughlin, Stephanie \_\_\_\_\_ 1984, 85, 86, 87  
 Cowling, Carolyn \_\_\_\_\_ 1976  
 Cox, Leah \_\_\_\_\_ 1992, 93  
 Cremer, Courtney \_\_\_\_\_ 2008, 09, 10, 11  
 Czynewski, Carrie \_\_\_\_\_ 1983, 84

## D

Denson, Labrea \_\_\_\_\_ 2018, 19, 20, 21  
 DePaepe, Kate \_\_\_\_\_ 2008, 09, 10  
 DeYoung, Diana \_\_\_\_\_ 1986, 87  
 Dhaliwal, Savannah \_\_\_\_\_ 2018, 19, 22  
 Dickerson, Mary Louise \_\_\_\_\_ 1982, 83, 84  
 Duckworth, Kellyann \_\_\_\_\_ 1999, 00

## E

Easom, Emily \_\_\_\_\_ 2013, 14, 15  
 Egwuatu, Stephanie \_\_\_\_\_ 2009, 10, 11, 12  
 Alani Encinas \_\_\_\_\_ 2023  
 Engels, Jan \_\_\_\_\_ 1976, 77

## F

Falls, Jasmine \_\_\_\_\_ 2017  
 Faucher, Claire \_\_\_\_\_ 2007, 08, 09, 10  
 Feller, Jill \_\_\_\_\_ 2001, 02  
 Fitzgerald, Alaya \_\_\_\_\_ 2022, 23

Fitzhugh, Deb \_\_\_\_\_ 1982  
 Frazier, Belle \_\_\_\_\_ 2020  
 Fromdahl, Carly \_\_\_\_\_ 2004, 05  
 Fuller, Michelle \_\_\_\_\_ 1990, 91

## G

Gallahan, Sheri \_\_\_\_\_ 1976  
 Gardner, Cassidy \_\_\_\_\_ 2020  
 Garski, Marci \_\_\_\_\_ 2005, 06, 07  
 Gillies, Cec \_\_\_\_\_ 1976, 77, 79  
 Girt, Julie \_\_\_\_\_ 1989, 90, 91  
 Goodspeed, DeeDee \_\_\_\_\_ 1984  
 Gorton, Cathy \_\_\_\_\_ 1982, 83  
 Gowans, Jane \_\_\_\_\_ 2001, 02, 03, 04  
 Graham, Judy \_\_\_\_\_ 1978, 79, 80, 81  
 Grant, Audrey \_\_\_\_\_ 2005, 06, 08, 09  
 Grant, Lena \_\_\_\_\_ 2003, 04  
 Greene, Allison \_\_\_\_\_ 2012, 13  
 Guy, Kathy \_\_\_\_\_ 1979

## H

Hadj-Hamou, Katia \_\_\_\_\_ 2006, 07, 08, 09  
 Haley, Danah \_\_\_\_\_ 2015, 16  
 Hall, Alicia \_\_\_\_\_ 1983  
 Hall, P.J. \_\_\_\_\_ 1994, 95  
 Hannam, Suzanne \_\_\_\_\_ 1977, 78, 79, 80  
 Hansen, Desirae \_\_\_\_\_ 2019, 20, 21  
 Hatcher, Hiedi \_\_\_\_\_ 1998, 99, 00, 01  
 Haun, Carmen \_\_\_\_\_ 1976  
 Hawes, Carrie \_\_\_\_\_ 1996, 97, 98, 99  
 Hawes, Lisa \_\_\_\_\_ 1983, 84, 85  
 Hedgepeth, Sarah \_\_\_\_\_ 2001, 02, 03, 04  
 Henry, Jordan \_\_\_\_\_ 2012, 13  
 Herauf, Alice \_\_\_\_\_ 1979  
 Hewlett, Angela \_\_\_\_\_ 2991, 92  
 Hickman, Jan \_\_\_\_\_ 2980, 81  
 Hill, Lani \_\_\_\_\_ 2993, 94  
 Holcroft, Teresa \_\_\_\_\_ 1986  
 Holt, Lauren \_\_\_\_\_ 2014, 15  
 Holzfluss, Lynn \_\_\_\_\_ 1978, 79, 80  
 Hoselton, Jenny \_\_\_\_\_ 1995, 96, 97, 98  
 Howell, Sandra \_\_\_\_\_ 1986, 87, 88  
 Hughes, Michele \_\_\_\_\_ 1988, 89, 90, 91

## I

Ives, Sherri \_\_\_\_\_ 2989, 90

## J

Jackson, Nichole \_\_\_\_\_ 2010, 11  
 James, Corey \_\_\_\_\_ 2016, 17, 18  
 Jenkins, Laurie \_\_\_\_\_ 1981, 82, 83  
 Jensen, Mau \_\_\_\_\_ 1984, 85  
 Jesse, Krishelle \_\_\_\_\_ 2001, 02  
 Jimenez, Kylie \_\_\_\_\_ 2018, 19, 20, 21  
 Johnson, Karen \_\_\_\_\_ 1981, 82, 83, 84  
 Jones, Eryn \_\_\_\_\_ 2009, 10, 11, 12  
 Jurhar, Pia \_\_\_\_\_ 2016, 17, 18, 19

## K

Kahle, Kelsey \_\_\_\_\_ 2006, 07, 08, 09  
 Kay, Michaela \_\_\_\_\_ 2016, 17  
 Kelty, Reilly \_\_\_\_\_ 2021, 22, 23  
 Keup, Joanne \_\_\_\_\_ 1977  
 Kilty, Jenna \_\_\_\_\_ 2021, 22  
 Kleier, Staci \_\_\_\_\_ 2001, 02  
 Kockler, Kari \_\_\_\_\_ 1988, 89, 90, 91  
 Kolb, Alicia \_\_\_\_\_ 1997, 98  
 Krug, Aleigh \_\_\_\_\_ 2013  
 Krumm, Delores \_\_\_\_\_ 1979, 80, 81, 82  
 Kuntz, Cathy \_\_\_\_\_ 1985, 86, 87, 89

## L

Lampman, Karley \_\_\_\_\_ 2010, 11, 12, 13  
 Lanz, Jackie \_\_\_\_\_ 2014  
 Lanz, Kate \_\_\_\_\_ 2011, 12, 13, 14  
 Leary, Karla \_\_\_\_\_ 1989, 90, 91, 92  
 LeBer, Deborah \_\_\_\_\_ 1977  
 Leeder, Jenny \_\_\_\_\_ 1994  
 Lewis, Jada \_\_\_\_\_ 2020, 21, 22, 23  
 Lewis, Tracy \_\_\_\_\_ 1978  
 Liebl, Stacey \_\_\_\_\_ 1984, 85, 86, 87  
 Lillebo, Kate \_\_\_\_\_ 1998, 99, 00, 02  
 Llanos, Sofia \_\_\_\_\_ 2023  
 Loader, Elizajane \_\_\_\_\_ 2017  
 Long, Hannah \_\_\_\_\_ 1998, 99

## M

Magee, Jameelah \_\_\_\_\_ 2004, 05  
 Manifesto, Kim \_\_\_\_\_ 1993, 94, 95, 96  
 Marchant, Kelly \_\_\_\_\_ 2008, 09, 10, 11  
 Mariani, Teri \_\_\_\_\_ 1971, 72, 75, 76  
 Martin, Dinah \_\_\_\_\_ 1977  
 Martinez, Andrea \_\_\_\_\_ 2019  
 McCanlies, Dona \_\_\_\_\_ 1985, 86  
 McCartney, Cinco \_\_\_\_\_ 2023  
 McFadden, Keaton \_\_\_\_\_ 2011, 12, 13, 14  
 McLaughlin, Bonnie \_\_\_\_\_ 1984, 85  
 McLellan, Linda \_\_\_\_\_ 1979, 80, 81  
 McNair, Kian \_\_\_\_\_ 2016, 17  
 McShane, Anne \_\_\_\_\_ 1993, 94  
 Mejia, Yaremi \_\_\_\_\_ 2014, 16, 17  
 Meyer, Katie \_\_\_\_\_ 1979, 80, 81  
 Miller, Jennifer \_\_\_\_\_ 1982  
 Miller, Judy \_\_\_\_\_ 1983  
 Mitchell, Carrie \_\_\_\_\_ 2001, 03, 04  
 Misa, Angela \_\_\_\_\_ 2012, 13, 14  
 Mollet, Pam \_\_\_\_\_ 1978, 79, 80  
 Morales, Esmeralda \_\_\_\_\_ 2022, 23  
 Morin, Marla \_\_\_\_\_ 2005  
 Myers, Wendy \_\_\_\_\_ 1988

## N

Nix, Robbie \_\_\_\_\_ 1999  
 Northrop, Laurie \_\_\_\_\_ 1989, 90, 91, 92

## O

Ogele, Rhema \_\_\_\_\_ 2022, 23  
 Olden, Cara \_\_\_\_\_ 2014, 15  
 O'Brien, Katie \_\_\_\_\_ 2015

## P

Pace, Elle \_\_\_\_\_ 2017, 18  
 Parry, Delanie \_\_\_\_\_ 2014  
 Petersen, Christina \_\_\_\_\_ 2003, 04  
 Petticrew, Nikki \_\_\_\_\_ 2000, 01, 02, 03  
 Poe, Jenny \_\_\_\_\_ 2003  
 Powell, Lariel \_\_\_\_\_ 2012, 13, 14, 15  
 Prouse, Teresa \_\_\_\_\_ 1977, 78

## R

Rasmussen, Kari \_\_\_\_\_ 1995  
 Rielly, Sidney \_\_\_\_\_ 2017, 18, 19  
 Ritter, Jenni \_\_\_\_\_ 2006, 07  
 Rivard, Mikaela \_\_\_\_\_ 2012, 13, 14, 15  
 Rockey, Carey \_\_\_\_\_ 1993, 94, 95, 96  
 Rocque, Sue \_\_\_\_\_ 1980, 81  
 Rose, Katie \_\_\_\_\_ 1993, 94, 95, 96  
 Roupp, Jamie \_\_\_\_\_ 2008, 09  
 Russell, Alicia \_\_\_\_\_ 2001





# ALL-TIME LETTERWINNERS

## S

Sadowski, Niki \_\_\_\_\_ 2002, 03  
 Sanders, Shelby \_\_\_\_\_ 2015  
 Samms, Shauneice \_\_\_\_\_ 2011, 12  
 Schrunk, Julie \_\_\_\_\_ 1985, 86, 87  
 Schultz, Lizann \_\_\_\_\_ 1976, 77, 78  
 Schultz, Syd \_\_\_\_\_ 2020, 21, 22, 23  
 Sealey, C.J. \_\_\_\_\_ 1982, 83  
 Sessums, Robin \_\_\_\_\_ 1996, 97  
 Sexton, Laura \_\_\_\_\_ 1998  
 Shephard, Velaida \_\_\_\_\_ 1991, 92  
 Skinner, Brenda \_\_\_\_\_ 1978, 79, 80, 81  
 Smith, Bridget \_\_\_\_\_ 1987, 88  
 Smith, Kristi \_\_\_\_\_ 1993, 94, 95, 96  
 Smith, Margo \_\_\_\_\_ 1978, 79  
 Smith, Sue \_\_\_\_\_ 1977, 78  
 Spies, Shannon \_\_\_\_\_ 1997, 98, 99, 00  
 Stemple, Sheri \_\_\_\_\_ 1992, 93  
 Stevens, Julie \_\_\_\_\_ 1982  
 Stotler, Jordan \_\_\_\_\_ 2019, 20  
 Streun, Tatiana \_\_\_\_\_ 2017, 18, 20, 21  
 Stuart, Heidi \_\_\_\_\_ 2002, 03, 04, 05  
 Strandy, Brooklyn \_\_\_\_\_ 2023  
 Strong, Karen \_\_\_\_\_ 1976, 77

## T

Tainta, Ana \_\_\_\_\_ 2019  
 Taylor, Kathryn \_\_\_\_\_ 2005  
 Tharp, Erin \_\_\_\_\_ 1992  
 Thomas, Lisa \_\_\_\_\_ 2005  
 Thompson, Brianna \_\_\_\_\_ 2006, 07  
 Thorne, Shannon \_\_\_\_\_ 2000, 01  
 Thueson, Michelle \_\_\_\_\_ 2002, 03  
 Tindall, Wende \_\_\_\_\_ 1997, 98  
 Tolman, Katherine \_\_\_\_\_ 1977  
 Torres Negron, Ashley \_\_\_\_\_ 2016, 17  
 Trippet, Jessica \_\_\_\_\_ 1995, 96, 97  
 Tuma, Michelle \_\_\_\_\_ 1999, 00, 01

## U

Ugarte, Itziar \_\_\_\_\_ 2021, 22  
 'Uhila, Mia \_\_\_\_\_ 2022, 23  
 Uhrig, Monica \_\_\_\_\_ 2007

## V

Valentine, Kelli \_\_\_\_\_ 2008, 09, 10, 11  
 VanBrocklin, Courtney \_\_\_\_\_ 2010, 11, 12, 13  
 VanDyke, Kimberly \_\_\_\_\_ 2009  
 VanLoo, Sheri \_\_\_\_\_ 1981, 82, 83, 84  
 Vetter, Lisa \_\_\_\_\_ 1984, 85, 86  
 Vrtiska, Bridget \_\_\_\_\_ 1994, 95  
 Vuylsteke, Paula \_\_\_\_\_ 1976

## W

Wade, Katy \_\_\_\_\_ 2009, 10, 11  
 Wahinekapu, Sharon \_\_\_\_\_ 2005, 06  
 Walton, Ruchae \_\_\_\_\_ 2018, 20, 21  
 Walton, Stephisha \_\_\_\_\_ 2007  
 Ward, Tiffanie \_\_\_\_\_ 2003, 04  
 Washington, Jenna \_\_\_\_\_ 2003, 04  
 West, Cici \_\_\_\_\_ 2015, 2016, 17  
 West, Courtney \_\_\_\_\_ 2017, 18, 19  
 Weed, Brenda \_\_\_\_\_ 1985  
 Welch, Wendy \_\_\_\_\_ 1998  
 White, Jade \_\_\_\_\_ 2000  
 Wich, Caroline \_\_\_\_\_ 2017  
 Wilkins, Amy \_\_\_\_\_ 1995, 96  
 Wilson, Karrin \_\_\_\_\_ 1997, 98, 99, 00  
 Wilson, Staci \_\_\_\_\_ 1994  
 Winter, Paige \_\_\_\_\_ 2023

## Y

Yankus, Erin \_\_\_\_\_ 2007, 08, 09, 10  
 Yesiki, Kiana \_\_\_\_\_ 2023  
 Yoder, Pam \_\_\_\_\_ 1976, 77, 78, 79  
 Yungen, Trina \_\_\_\_\_ 1989, 90, 91, 92

## Z

Zampera, Monique \_\_\_\_\_ 1997, 98, 99, 00  
 Zinky, Elizabeth \_\_\_\_\_ 1997, 98, 99

