

*PACIFIC ATHLETICS*  
**RECORD  
BOOK** **2025**



**BASEBALL**

# PACIFIC BASEBALL

## TABLE OF CONTENTS


Quick Facts.....	2
Pacific All-Americans.....	3
Tigers in Pro Ball.....	4
Tigers in the Majors.....	5
Tigers in the Majors, All-Time.....	6
Tigers in the MLB Draft.....	7
Baseball Facilities.....	9
RECORD BOOK	
All-Time Roster.....	11
Single-Season Hitting.....	13
Career Hitting.....	14
Single-Season, Career Pitching.....	15
Team Records.....	16
Coaches Records.....	17
All-Time Series Records.....	18
All-Time Series Results.....	19
Year-By-Year Results.....	23

## QUICK FACTS

Location.....	Stockton, California
Nickname.....	Tigers
Colors.....	Orange & Black
Affiliation.....	NCAA Division I
Conference.....	West Coast Conference
Founded.....	1851 (California's first chartered university)
Enrollment.....	6,755
President.....	Christopher Callahan
Director of Athletics.....	Adam Tschuor
Athletic Department Phone.....	(209) 946-2472

# PACIFIC ALL-AMERICANS

Pacific Baseball boasts five All-Americans in program history as Dan Reichert earned the honor in 1997, while Justin Baum was a Freshman All-American in 2005. More recently, Nick Longmire repeated Baum's success as a freshman in 2008, while John Haberman and James Free II earned Freshman All-American honors in 2010 and in 2017, respectively.



**DAN REICHERT**

At Pacific From 1995-97  
All-America in 1997

YEAR	W-L	SV	ERA	G-GS	CG	IP	H	R	ER	BB	SO
1995	8-5	1	3.91	16-14	6	99.0	109	56	43	35	81
1996	5-8	0	5.93	16-13	2	88.1	93	72	58	52	105
1997	13-4	0	2.30	20-17	7	133.1	96	55	34	51	169
Career	26-17	1	3.79	52-44	15	320.2	298	183	135	138	355



**JUSTIN BAUM**

At Pacific From 2005-07  
All-America in 2005

YEAR	G-GS	AB	R	H	2B	3B	HR	RBI	BB	SO	TB	AVG
2005	54-49	190	39	63	15	2	17	45	15	52	133	.332
2006	52-47	182	27	39	12	0	12	46	23	62	87	.214
2007	59-58	226	44	83	16	1	8	43	44	39	125	.367
Career	165-154	598	110	185	43	3	37	134	82	153	345	.309



**NICK LONGMIRE**

At Pacific From 2008-10  
Freshman All-America in 2008

YEAR	G-GS	AB	R	H	2B	3B	HR	RBI	BB	SO	TB	AVG
2008	54-53	207	30	65	10	3	3	31	18	44	90	.314
2009	53-50	218	60	84	16	6	6	37	18	39	130	.385
2010	54-51	202	49	66	18	1	5	35	37	38	101	.327
Career	161-154	627	139	215	44	10	14	103	73	121	321	.343



**JOHN HABERMAN**

At Pacific From 2010-2014  
Freshman All-America in 2010

YEAR	G-GS	AB	R	H	2B	3B	HR	RBI	BB	SO	TB	AVG
2010	45-45	156	17	50	13	0	0	30	9	26	63	.321
2011	37-37	64	6	17	5	0	0	6	3	17	22	.266
2012	8-8	20	3	9	2	0	0	3	0	2	9	.450
2013	22-22	15	2	4	0	0	0	1	0	3	4	.267
2014	28-28	52	2	13	3	0	0	3	7	2	16	.250
Career	140-140	307	30	93	23	0	0	43	19	54	116	.303



**JAMES FREE II**

At Pacific From 2017-2019  
Freshman All-America in 2017

YEAR	G-GS	AB	R	H	2B	3B	HR	RBI	BB	SO	TB	AVG
2017	52-52	181	32	62	14	0	14	54	15	37	118	.343
2018	51-51	187	32	53	6	1	7	28	27	49	82	.283
2019	49-49	194	37	65	14	1	8	39	24	33	105	.335
Career	140-140	562	101	180	34	2	29	121	66	119	305	.320

# TIGERS IN THE PROS

## TIGERS IN THE MINORS

### JOSH SCHMIDT

		At Pacific From 2004-05 - Drafted in 2005 (15th Round)										
YEAR	W-L ERA G	SV	IP	H	R	ER	BB	SO	ORG	LV	Teams	
2005	5-1 0.27 26	13	33.0	14	1	1	8	47	NYY A-	Staten Island		
2006	4-4 4.37 39	1	68.0	56	37	33	31	66	NYY A+	Tampa		
2007	6-1 2.79 39	3	67.2	54	24	21	28	92	NYY A+	Tampa		
2008	1-3 2.57 38	16	49	41	17	14	21	49	NYY A+/AA	Tampa/Trenton		
2009	8-4 1.61 46	0	83.2	57	16	15	38	96	NYY AA	Trenton		
2010	4-3 3.02 49	2	65.2	47	22	22	30	74	NYY AA	Trenton		
2011	8-4 2.31 43	10	66.1	46	18	17	25	77	NYY AA	Trenton		
Career	36-202.53280	45	433.1	315	135	122	181	501				

### JAKE WILD

		At Pacific From 2006-07 - Drafted in 2007 (26th Round)										
YEAR	W-L ERA G	SV	IP	H	R	ER	BB	SO	ORG	LV	Teams	
2007	3-1 1.88 17	2	48.0	33	11	10	2	62	SEA Rk	R-Mariners		
2008	6-114.59 30	0	100.0	114	57	51	40	94	SEA A/A+	Wisc/High Desert		
2009	6-8 4.09 34	0	132.0	146	75	60	37	116	SEA A+	High Desert		
2010	6-6 5.52 30	0	117.1	143	79	72	38	95	SEA A+/AA	High Desert/W. Tenn		
2011	2-2 5.40 5	0	30.0	27	18	18	10	18	Ind	Newark		
Career	23-284.44 116	2	427.1	463	240	211	139	385				

### HUNTER CARNEVALE

		At Pacific From 2007-10 - Drafted in 2010 (33rd Round)										
YEAR	W-L ERA G	SV	IP	H	R	ER	BB	SO	ORG	LV	Teams	
2010	3-1 6.35 17	1	28.1	37	24	20	12	35	NYM R/A-	Kingston/Brooklyn		
2011	1-1 1.08 12	2	16.2	12	3	2	5	19	NYM A-	Brooklyn		
Career	4-2 4.40 29	3	45.0	49	27	22	17	54				

### ANTHONY JACKSON

		At Pacific From 2005-06 - Drafted in 2006 (16th Round)											
YEAR	G AB	R	H	2B	3B	HR	RBI	BB	SO	AVG	ORG	LV	Teams
2006	62252	32	62	4	2	1	21	18	55	.246	COL	A-	Tri-City
2007	121464	84	113	21	12	6	42	51	111	.244	COL	A	Asheville
2008	107430	71	128	21	7	1	39	29	85	.298	COL	A+	Modesto
2009	116422	61	93	11	4	4	34	44	58	.220	COL	AA	Tulsa
2010	122434	67	109	12	7	2	40	60	73	.251	COL	AA	Tulsa
2011	58200	39	63	5	3	4	32	20	32	.258	LAD	A+	AZ Dodgers
Career	528200	315	505	69	32	14	176	202	382	.252			

### J.B. BROWN

		At Pacific From 2008-10 - Drafted in 2010 (14th Round)											
YEAR	G AB	R	H	2B	3B	HR	RBI	BB	SO	AVG	ORG	LV	Teams
2010	57201	28	62	12	4	3	29	13	29	.308	NYM	A-	Brooklyn
2011	32116	11	23	1	1	0	11	4	29	.198	NYM	A-/A+	Brooklyn/Savannah/St. Lucie
Career	89 317 39	85	13	5	3	40	17	58	268				

### NICK LONGMIRE

		At Pacific From 2008-10 - Drafted in 2010 (Fifth Round)											
YEAR	G AB	R	H	2B	3B	HR	RBI	BB	SO	AVG	ORG	LV	Teams
2010	68265	53	76	11	7	9	55	34	62	.287	STL	A-	Batavia
2011	97368	53	89	22	0	8	42	29	83	.242	STL	A	Quad Cities
2012	107389	47	86	17	2	5	37	25	113	.221	STL	A/A+	Quad Cities/Palm Beach
2013	115436	41	99	21	4	9	46	22	123	.227	STL	A+/AA	Palm Beach/Springfield
Career	4 yrs 387145	81	94	35	7	13	31	180	110	.240			

### JOE OLIVEIRA

		At Pacific From 2006-10 - Drafted in 2010 (15th Round)											
YEAR	G AB	R	H	2B	3B	HR	RBI	BB	SO	AVG	ORG	LV	Teams
2010	36108	19	22	4	1	0	7	14	21	.204	BAL	A-	Aberdeen
2011	48161	20	42	8	1	3	22	16	23	.261	BAL	A/A+	Delmarva/Frederick
2012	72257	23	46	8	1	2	14	30	42	.209	BAL	A+	Frederick
Career	156 573 62	110	20	3	5	43	60	86	215				

### MIKE WALKER

		At Pacific From 2007-10 - Drafted in 2010 (14th Round)											
YEAR	G AB	R	H	2B	3B	HR	RBI	BB	SO	AVG	ORG	LV	Teams
2010	74267	41	74	14	2	8	41	60	78	.277	MIL	R	Helena
2011	105369	54	101	20	1	15	72	60	120	.274	MIL	A	Wisconsin
Career	179636	95	175	34	3	23	113	120	198	.275			

### BRETT SULLIVAN


		At Pacific From 2013-15 - Drafted in 2015 (17th Round)											
YEAR	G AB	R	H	2B	3B	HR	RBI	BB	SO	AVG	ORG	LV	Teams
2015	65 265	47	69	20	3	11	31	10	35	.260	TB	Rk	Princeton
2016	118 470	75	133	34	0	13	81	24	70	.283	TB	A	Bowling Green
2017	83 326	44	98	19	5	8	67	14	29	.301	TB	A+	Charlotte
2018	111 421	47	112	19	4	7	65	34	55	.266	TB	AA	Montgomery
2019	102 364	53	102	25	5	10	51	32	48	.280	TB	AA	Montgomery
2021	90 309	48	69	20	0	9	35	31	54	.223	TB	AAA	Durham
2022	113 421	73	120	28	6	9	81	38	58	.285	SD	AAA	El Paso
2023	61 238	45	78	22	1	7	41	32	27	.328	SD	AAA	El Paso
2024	101 396	70	104	25	6	17	63	49	60	.263	SD	AAA	El Paso

### HUNTER CARNEVALE


		At Pacific From 2021-22 - Drafted in 2022 (16th Round)										
YEAR	W-L ERA G	SV	IP	H	R	ER	BB	SO	ORG	LV	Teams	
2022	0-0 9.00 2	0	2.0	0	2	2	2	2	STL	Rk	Florida	
2023	3-3 3.69 20	3	61.0	64	33	25	24	48	STL	A	Palm Beach	

### THOMAS GAVELLO

		At Pacific From 2020-22 - Drafted in 2022 (13th Round)											
YEAR	G AB	R	H	2B	3B	HR	RBI	BB	SO	AVG	ORG	LV	Teams
2022	9 25	6	5	0	0	1	5	4	12	.200	SF	Rk	A-GIB
2023	88 297	60	71	13	2	11	45	37	108	.239	SF	A/A+	SJ/EUG
2024	79 254	36	49	8	0	7	32	36	104	.193	SF	A+	EUG



# TIGERS IN THE MAJORS



**JOHN STROHMAYER**  
At Pacific Until 1968; Drafted in 1968 (26th Round Round)

YEARTEAM	W-L	ERA	G	SV	IP	H	R	ER	BB	SO
1970 MON	3-1	4.86	42	0	76.0	85	48	41	39	74
1971 MON	7-5	4.34	27	1	114.0	124	63	55	31	56
1972 MON	1-2	3.52	48	3	76.2	73	32	30	31	50
1973 MON	0-1	5.84	24	0	44.2	47	30	29	26	20
1974 NYM	0-0	0.00	1	0	1.0	0	0	0	1	0
Career	11-9	4.47	142	4	312.1	329	173	155	128	200



**ROB SPERRING**  
At Pacific Until 1971; Drafted in 1971 (Fifth Round)

YEARTEAM	G	AB	R	H	2B	3B	HR	RBI	BB	SO	AVG
1974 CHC	42	107	9	22	3	0	1	5	9	28	.206
1975 CHC	65	144	25	30	4	1	1	9	16	31	.208
1976 CHC	43	93	8	24	3	0	0	7	9	25	.258
1977 HOU	58	129	6	24	3	0	1	9	12	23	.186
Career	208	473	48	100	13	1	3	30	46	107	.211



**KEITH JOHNSON**  
At Pacific Until 1992; Drafted in 1992 (Fourth Round)

YEARTEAM	G	AB	R	H	2B	3B	HR	RBI	BB	SO	AVG
2000 ANA	6	4	2	2	0	0	0	0	2	0	.500
Career	6	4	2	2	0	0	0	0	2	0	.500



**DAN REICHERT**  
At Pacific From 1995-97; Drafted in 1997 (First Round)

YEARTEAM	W-L	ERA	G	SV	IP	H	R	ER	BB	SO
1999 KAN	2-2	9.08	8	0	36.2	48	38	37	32	20
2000 KAN	8-10	4.70	44	2	153.1	157	92	80	91	94
2001 KAN	8-8	5.63	27	0	123.0	131	83	77	67	77
2002 KAN	3-5	5.32	30	0	66.0	77	48	39	25	36
2003 TOR	0-0	6.06	15	0	16.1	28	12	11	8	13
Career	21-25	5.55	124	2	395.1	441	273	244	223	240



**CHASE HEADLEY; At Pacific in 2003**  
Drafted in 2005 (Second Round)

YEARTEAM	G	AB	R	H	2B	3B	HR	RBI	BB	SO	AVG
2007 SDG	8	18	1	4	1	0	0	0	2	4	.222
2008 SDG	91	368	34	89	19	2	9	38	30	104	.269
2009 SDG	156	543	62	142	31	2	12	64	62	133	.262
2010 SDG	161	610	77	161	29	3	11	58	56	139	.264
2011 SDG	113	381	43	110	28	1	4	44	52	92	.289
2012 SDG	161	604	95	173	31	2	31	115	86	157	.286
2013 SDG	141	520	59	130	35	2	13	50	67	142	.250
2014 SDG	135	470	55	114	20	1	13	49	51	122	.243
2015 NYY	156	580	74	150	29	1	11	62	51	135	.259
2016 NYY	140	467	58	118	18	1	14	51	51	118	.253
2017 NYY	147	512	77	140	30	1	12	61	60	132	.273
2018 SDG	27	52	2	6	1	0	0	4	6	20	.115
Career	1436	5088	637	1337	272	16	130	596	574	1298	.263



# TIGERS IN THE PROS

## ALL-TIME MAJOR LEAGUE STATISTICS FOR PACIFIC TIGERS - BATTING

	Yrs	From	To	ASG	G	PA	AB	R	H	2B	3B	HR	RBI	SB	CS	BB	SO	BA	OBP	SLG	OPS
Joe Ferguson	14	1970	1983	0	1013	3624	3001	407	719	121	11	122	445	22	12	562	607	.240	.358	.409	.767
Grant Dunlap	1	1953	1953	0	16	17	17	2	6	0	1	1	3	0	0	0	2	.353	.353	.647	1.000
Norm Bass	3	1961	1963	0	66	89	82	5	8	0	0	1	6	0	0	3	48	.098	.129	.134	.264
John Strohmayr	5	1970	1974	0	142	59	50	3	10	0	0	0	3	0	0	2	12	.200	.231	.200	.431
Rob Sperring	4	1974	1977	0	208	533	473	48	100	13	1	3	30	1	6	46	107	.211	.281	.262	.543
Stu Pederson	1	1985	1985	0	8	5	4	1	0	0	0	0	1	0	0	0	2	.000	.000	.000	.000
Dan Reichert	5	1999	2003	0	11	10	9	0	1	0	0	0	0	0	0	0	6	.111	.111	.111	.222
Keith Johnson	1	2000	2000	0	6	7	4	2	2	0	0	0	0	0	0	2	0	.500	.667	.500	1.167
D. J. Houlton	2	2005	2007	0	52	35	30	1	3	1	0	0	1	0	0	3	18	.100	.182	.133	.315
Chase Headley	12	2007	2018	0	1436	5761	5088	637	1337	272	16	130	596	93	29	574	1298	.263	.342	.399	.742
Brett Sullivan	3	2023	2025	0	41	107	99	9	21	3	0	2	10	0	0	6	24	.212	.252	.303	.555

## ALL-TIME MAJOR LEAGUE STATISTICS FOR PACIFIC TIGERS - PITCHING

	Yrs	From	To	ASG	W	L	W-L%	ERA	G	GS	GF	CG	SHO	SV	IP	H	R	ER	HR	BB	IBB	SO	HBP	BK	WP	BF
Norm Bass	3	1961	1963	0	13	17	.433	5.32	65	34	13	6	2	0	253.2	271	164	150	26	137	2	111	4	0	10	1146
John Strohmayr	5	1970	1974	0	11	9	.550	4.47	142	17	49	2	0	4	312.1	329	173	155	35	128	11	200	8	2	13	1361
Dan Reichert	5	1999	2003	0	21	25	.457	5.55	124	51	20	1	1	2	395.1	441	273	244	43	223	9	240	23	0	34	1799
D. J. Houlton	2	2005	2007	0	6	11	.353	4.99	53	19	12	0	0	0	157.0	173	93	87	26	59	3	111	8	0	2	691
Erik Hamren	1	2011			1	0	1.000	4.38	14	0	5	0	0	0	12.1	10	7	6	2	9	1	10	2	0	0	55
Patrick Weigel	2	2020	2021	0	0	0	.000	7.71	4	0	1	0	0	0	4.2	6	4	4	1	7	0	9	1	0	2	

# TIGERS IN THE DRAFT

1968	Joe Ferguson..... Los Angeles Dodgers (Eighth Round)
	John Strohmayr..... Oakland Athletics (26th Round)
1970	Michael Smith.....San Diego Padres (24th Round)
	Steve Francheschi.....San Francisco Giants (30th Round)
1971	Rob Sperring..... Chicago Cubs (Fifth Round)
1973	Steve Sherrill..... St. Louis Cardinals (40th Round)
1974	Rod Bovee.....San Diego Padres (15th Round)
1975	Larry Prewitt.....New York Mets (Fourth Round)
1978	Syd Church.....San Diego Padres (20th Round)
1980	Walter (Stine) Poole..... Detroit Tigers (Eighth Round)
1981	Rob Schilling..... Chicago Cubs (Fifth Round)
	Pat Tobin..... Chicago Cubs (22nd Round)
1982	Rob Brzezinski..... San Francisco Giants (22nd Round)
	Greg Unger.....New York Yankees (24th Round)
1983	Vic Madden.....Cleveland Indians (22nd Round)
	Mark Cipres..... Texas Rangers (28th Round)
1986	Mike Pitz..... Los Angeles Dodgers (Fourth Round)
	Randy Ralstin.....Atlanta Braves (36th Round)
1987	Joe Ortiz.....Milwaukee Brewers (Eighth Round)
	Doug Nelson..... Kansas City Royals (19th Round)
1988	Willie Tatum..... Boston Red Sox (Ninth Round)
	James Hill..... Detroit Tigers (31st Round)
	Deryk Gross..... Minnesota Twins (12th Round)
	Anthony Lozinski..... Philadelphia Phillies (Ninth Round)
1990	Troy Kopp..... Montreal Expos (15th Round)
1991	Joe Brownholtz..... Texas Rangers (31st Round)
1992	Keith Johnson..... Los Angeles Dodgers (Fourth Round)
1994	Victor Sanchez.....Houston Astros (13th Round)
	Mike Rios.....Oakland Athletics (22nd Round)
	Chip Sell..... Los Angeles Dodgers (33rd Round)
	Dale Dolejsi..... Detroit Tigers (51st Round)
	Christian Reinheimer.....St. Louis Cardinals (56th Round)
1995	Scott Mitchell..... Montreal Expos (22nd Round)
	Randy Paulin..... Kansas City Royals (23rd Round)
1997	Dan Reichert..... Kansas City Royals (First Round [Seventh])
1999	Darin Moore..... Oakland Athletics (Fifth Round)
	Bryce Terveen.....Atlanta Braves (22nd Round)
2000	Steve Fischer..... Oakland Athletics (24th Round)
2001	D.J. Houlton.....Houston Astros (11th Round)
	Jason Walker..... Montreal Expos (14th Round)
	Richard Hackett..... Baltimore Orioles (25th Round)
	Rick Morton..... Cleveland Indians (25th Round)
	Todd Culp..... Cleveland Indians (37th Round)
2002	Tim Gilhooly.....Baltimore Orioles (Fourth Round)
2003	Sergio Silva..... Pittsburgh Pirates (Eighth Round)
2004	Alex Graham..... Baltimore Orioles (28th Round)
	Octavio Amezquita..... Detroit Tigers (29th Round)
	Jesse Kovács..... Philadelphia Phillies (31st Round)
2005	Chase Headley..... San Diego Padres (Second Round)
	Josh Schmidt.....New York Yankees (15th Round)
2006	Eric Stolp..... San Francisco Giants (14th Round)
	Anthony Jackson.....Colorado Rockies (16th Round)
	Matt Berezay..... Los Angeles Dodgers (21st Round)
2007	Justin Baum..... San Diego Padres (Seventh Round)
	Jake Wild..... Seattle Mariners (26th Round)
	Curtis Pasma..... Milwaukee Brewers (36th Round)
2010	Nick Longmire..... St. Louis Cardinals (Fifth Round)
	J.B. Brown..... New York Mets (14th Round)
	Mike Walker..... Milwaukee Brewers (14th Round)
	Joe Oliveira..... Baltimore Orioles (15th Round)
	Hunter Carnevale..... New York Mets (33rd Round)
2013	Tyger Pederson..... Los Angeles Dodgers (33rd Round)
2014	Taylor Murphy..... Cleveland Indians (18th Round)
2015	Tyler Sullivan..... Chicago White Sox (14th Round)
	Brett Sullivan..... Tampa Bay Rays (17th Round)
	Gio Brusa..... St. Louis Cardinals (23rd Round)
2016	Gio Brusa..... San Francisco Giants (6th Round)
	Vince Arobio..... Boston Red Sox (27th Round)
	Danny Mayer..... Minnesota Twins (37th Round)
2017	Vince Arobio..... Chicago White Sox (24th Round)
	Danny Mayer..... Philadelphia Phillies (31st Round)
2018	Shelby Lackey.....Colorado Rockies (18th Round)
2019	Ryan Shreve..... Minnesota Twins (16th Round)
	Samson Abernathy..... Pittsburgh Pirates (27th Round)
	Tyler Ryan..... Los Angeles Dodgers (38th Round)
2022	Thomas Gavello..... San Francisco Giants (13th Round)
	Hunter Hayes..... St. Louis Cardinals (16th Round)
	Elijah Birdsong..... Pittsburgh Pirates (18th Round)


## By The Numbers

79  
1


Total Players Drafted  
First Round Picks




Larry Prewitt



Pat Tobin



Darin Moore



Tim Gilhooly



Mike Walker on Draft Day 2010



Thomas Gavello



# RECORDS



[WWW.PACICTIGERS.COM](http://WWW.PACICTIGERS.COM)

# ALL-TIME ROSTER

## A

Michael James Abernathy	1996
Samson Abernathy	2019
Thomas Darrow Adams	1970
Sonnie Sonnie Adkins	1951
Cole Akins	2009
Frank Clifford Alegre	1980
Kobi Allen	2017
Adam Alverson	2004
Bob L. Amerman	1962
Octavio Amezquita	2004
Chris Amos	1994
Ryan Amos	2005
Bruce Anderson	1984
Clifford Michael Anderson	1969
James Aaron Anderson	1999
Travis Richmond Anderson	2001
David Andrus	2025
Ryan Michael Annett	1998
Russ Joseph Antracoli	1970
Gregory Blake Apostle	1988
Gabe Araj	2013
James Arakawa	2022
Marty J. Arburua	1977
Ole Arntson	2018
Vince Arobio	2017
Ryan Arredondo	2021
Rick H. Arucan	1969
Jim Joseph Ashton	1965
Drake Atlee	2013

## B

Mike Robin Backovich	1974
Hayden Baker	2019
Vic Frederick Baker	1977
James L. Balsley	1960
Doug Charles Bame	1994
Rob Barber	1993
Erik Barbic	2005
Steve Barnes	1983
Daniel Barrera	2023
Bret Joseph Barrie	2003
John Randolph Barron	1971
Blake Barry	2017
William Evans Bartz	1983
Dick L. Bass	1960
Stephen Brian Bates	1982
Justin Baum	2007
Chuck Thomas Baumann	1986
Daniel Beadles	2025
Bill Bryan Beck	1994
Daniel Duane Beck	1963
Robert Beckham	1951
Rod S. Beilby	1974
Tommy Bell	2013
Matt G. Bench	1977
Sean Bennetts	2015
Michael Benson	2015
Craig Craig Benton	1999
Matt William Benton	1999
John Carroll Berens	1993
Matt Berezay	2006
Todd Andrew Bergthold	2002
Thomas Berolzheimer	2012
John Tito Bertilacchi	1981
John Elmer Bertsch	1987
John Besse	2018
Bruce Bettencourt	1963
Ron Howard Beverly	1991
Dave W. Bevilaqua	1979
Frank R. Bevilaqua	1953
Ryan Beyer	2016
Drake Bicknell	2025
Kevin Geoffrey Biggs	1996
Wade Nichols Bird	1973
Elijah Birdsong	2022
Evan Bishop	2004
Connor Bitzer	2013
Max Bledy	2023

## C

John-Howard Bobo	2025
Bob Robert Bloomer	1974
Dave A. Boer	1975
Jimmy Boras	2017
Scott D. Boras	1974
Rock D. Borba	2012
Donald Roy Bossert	1958
Bill Lynn Bourne	1974
Michael Charles Bova	1970
Rod J. Bovee	1977
Michael Timothy Bradley	1987
Stuart Bradley	2014
Jahlil Brice	2023
Keenan Brigman	2016
Vincent Marcus Brigman	1987
Will Brindza	2006
Lou T. Bronzan	1948
Rick Frederick Brouwer	1979
Don James Brown	1950
J.B. Brown	2010
Keith Alan Brown	1978
Kordell Brown	2025
Don Brownfield	1955
Joe F. Brownholtz	1993
Gio Brusa	2016
Rob A. Brzezinski	1982
Bob W. Buck	1970
Pat Burgess	2005
John Thomas Burke	1972
Richard Allen Burkes	1960
Frank Burkett	1948
Ron Burton Jr.	2010
Robert Charles Butler	1972
Ed 'Butch' Cain	1994
Gabe Camacho	2024
Joe Camarata	1998
Colby Canales	2022
Curtis Cantaloube	2011
Hunter Carnevale	2010
John Carpenter	1970
Brian Thomas Carr	1984
Tim O. Carroll	1987
Joe Patrick Carrozzi	1981
Anthony Carruesco	2007
Bob P. Carruesco	1971
Regan Carter	2025
Matthew Carvutto	2011
Cooper Casad	2018
Caden Casagrande	2024
Edward Felix Cattuzzo	1952
Joey Centanni	2009
Jim Tom Chakos	1979
Pete David Chalmers	1950
Zach Chamberlin	2008
Chuck Carl Chatfield	1958
Lloyd Grant Chelli	1954
Bud P. Chinchio	1947
Adam Ching	2008
Robert A. Christiansen	1969
Brett Christopher	2012
Syd Ray Church	1978
Mark C. Cipres	1986
Kenneth B. Clarke	1969
Joss Walter Clausman	1998
Larry Scott Cleland	1963
Paul David Cloninger	1992
Michael David Cohen	1997
Bryan Patrick Cole	1972
Bob Coronado	1959
Dallas Correa	2015
Tommy Costello	2020
Brent Grant Counts	1988
Ray Earl Coykendall	1949
Kyle Crawford	2014
Mark T. Crawford	1990
Mike K. Cronin	1977
Bryce Cruz	2025

Landon Curtis 2021

## D

Bruce Raymond D'Ambra	1974
William Francis Dargen	1981
James E. Darnall	1978
Dick James Davey	1964
Diego Davis	2025
Tye Davis	2010
Melvin Andrew de la Motte	1969
Kenton Arthur Dean	1961
Todd Alart Deck	1989
Richard Joseph DeCristofaro	1954
Rodney Todd DeCristofaro	1953
Nico DeFazio	2024
Michael DeFelippi	2023
Terry A. Delamater	1967
Fineas Del Bonta-Smith	2016
Dan Joseph Denczek	1989
James B. Denton	1952
David R. Derby	1983
Donald R. Devany	1973
Joe Michael Devany	2000
John Devany	2006
Rob Dean DeWitt	1970
Tim Didjurgis	2004
Mark L. Dietrich	1978
Jim M. Dodge	1965
Kyle Dodge	2011
Patrick L. Donohue	1978
Mitch F. Dorris	1984
Dub A. Doshier	1956
Carroll R. Doty	1947
L.J. Douglas	1975
Lloyd J. Douglas	1950
Riley Drongesen	2014
Logan Drummond	2025
Jerry Samuel Dugan	1998
Ronald J. Duhamel	1983
Caden Duke	2023
Matthew A. Dulick	1983
Blake Addison Dunbar	1998
Grant L. Dunlap	1947
Eric Dunlop	
Bob G. DuRee	1951
Michael James Dutra	1982
Dustin Dyer	2005

## E

Clint Eastman	2007
Tony Nelson Eddy	1996
Tony John Ellenikiotis	1981
Eric Elliott	2004
Matthew P. Engelken	1996
Greg Enloe	1989
Jim J. Enos	1951
Rylan Evans	2025
Chris Christopher Equinoa	1974
Mathew Equinoa	1952
Jackson Ertz	2023
Brian Essig	2013

## F

Joe F. Fashauer	
Steven Anthony Fedor	1982
Joe Ferguson	
Chuck R. Filice	1959
Jon Zane Findley	1990
David Bruce Finnell	1968
Jack Fiori	1950
Stephen Robert Fischer	2001
Michael Wayne Fitzgerald	2003
Joe Fitzhugh	2021
Kenneth J. Flaig	1958
John Phil Flock	1954
Dan Lerma Flores	1968
Tom R. Flores	1959
Patrick Lewis Floyd	1991
Jeff Daniel Forbes	1985
Jon Fortner	2022

Jim A. Franco	1969
John E. Franklin	1978
Mark Fraser	2017
James Free II	2019
Larry H. French	1957
Mark S. French	1978
Jeff H. Friestedt	1968
Lance Frisbee	2003
Edward L. Fruzza	1966
Scott Masao Fujita	1989
Matt Fuson	2010

## G

Roy Stanley Gaebel	1980
Joey Galeno	2015
Stan Eugene Gamble	1974
Kenneth George Garcia	2000
Eric R. Garner	1983
Bob J. Gatiss	1961
Thomas Gavello	2022
Larry C. Gentry	1949
Jacob George	2020
Justin Giovannoni	2018
Ramon Glasgow	2006
Paul David Glennon	1968
Keaton Glover	2020
Jason Godkin	2003
Walt J. Goldman	1947
Joe Joe Golenor	1958
Alec Gomez	2025
Curtis Gomez	2014
Tom A. Gonsalves	1979
Jordon Gonzalez	2017
Rick George Gordon	1963
Ben Gorang	2010
Jimmy Gosano	2015
Brandon Gottier	2005
Jacob Goulder	2013
Alex Graham	2005
Scott David Graddy	1990
Dave Henry Gradstein	2000
Chase Graves	2024
Tom Gray	2004
Larry Dee Green	1996
Steve Lane Green	1981
Thomas J. Green	1958
Joy C. Gritts	1961
Dutch Wade Grose	1957
Greggory Deryk Gross	1992
Jakob Guardado	2025
Marvcus Guarin	2023
Richard Guerrero	2010
Nicholas Aaron Guichard	2001
Andrew Guidara	2023
John W. Guilfoyle	1948

## H

Chase Robert Haag	1997
Jason Haar	2008
Tommy William Haase	1995
John Haberman	2014
Miles Haddad	2017
Michael Hager	2015
Aaron Hassel	2011
Jerry Lee Haines	1949
Dale Hall	2006
Donald E. Hall	1956
Hal Hall	1962
Sid E. Hall	1952
Lucas Halstead	2018
Frank E. Halvorson	1979
Kevin Hammann	2015
Erik Hamren	2007
Tye S. Hanseen	1998
Bailey Hansen	2017
J.D. Douglas Hardcastle	2000
Wayne Hardin	1946
Aaron Harper	2004
Jerin Harper	2005

# ALL-TIME ROSTER

Aaron Hassel	2011	Doug Klinger	1950	Luke Massetti	2006	John D. Nichols	1967
Jeffrey L. Hays	1978	David R. Knapp	1979	Gregory J. Mastagni	1998	Eric Kapono Niheu	1999
Carter Hayes	2020	Mark C. Knox	1971	Christopher Larry Mathews	1992	Gary Y. Nino	1971
Hunter Hayes	2022	Mark Lee Knox	1984	Mike Mathews	2005	Nathen Nino	2025
Chase Headley	2003	Ryan Kochan	2011	Karl Bernard May	1978	Jamie Niley	2010
Lance Anthony Hedquist	1996	Corey Kohnke	2009	Kyle Orlyn May	1999	John L. Nilmeyer	1970
DJ James Heller	1991	McKay Koissian	2017	Danny Mayer	2017	Jonas Noack	2011
Ed Edward Herrnberger	2001	Hunter Konecny-Pena	2020	Bob G. Mazzuca	1961	John L. Noce	1953
Roger D. Higdon	1963	Jesse Kovács	2005	Steven Wayne McAdams	1984	Ronald Lain Nordyke	1990
Beau C. Hill	1988	Dennis K. Kula	1990	Mark McCain	2009	Mike Cramer Normoyle	1970
Denis Hill	2007			Nathan McCall	2003	Steven John Norton	1991
Eugene Hill		<b>L</b>		Scott Edward McClarrinon	1997		
Jackson Richard Hill	1962	Shelby Lackey	2018	Brian McClellin	2025		
James Kenneth Hill	1978	Samuel Preston Lampton	2003	James McClenaghan	2022	<b>O</b>	
Jim T. Hill	1979	Steve Langley	2021	Donald George McCormick	1950	Ed O'Bannon III	2017
Justin Hill	2021	Nicholas Anthony LaPlaca	1968	Tyler McCready	2005	Joe Oliveira	2010
Telly Hill	2024	David Lagrew	2004	Jim R. McCullough	1966	Peter F. Oliver	1980
Christopher Earl Hoffman	2001	Cory Lake	2003	Gary L. McCune	1979	Jeffrey John Olson	1973
Wyatt Hoffman	2021	Nick LaMattina	2004	Bill McFarland	1950	Steve J. Olson	1974
David Michael Hoffmeister	1981	Match Lange	2006	Robert Gregory McGann	1991	Robert Orr	2025
Daniel Holley	2006	Cooper Lanz	2023	Terry McGinn	1993	Al Arthur Ortiz	1970
Jim Holmes	1958	Chris Larsen	2012	Bill Edward McGowen	1993	Omar Ortiz	2017
Ryan Carroll Holmes	2000	Greg S. Lathrop	1971	Mike McKeever	2009	Kyle Ostrowski	2017
Tyler Delbert Holmes	2000	William F. Lawton	1954	Austin McKinney	2025	Tony Otis	2024
Larry Holscher	2009	Jeremy Lea	2023	Jerry McLain		Michael D. Otto	1984
Dennis (D.J.) Sean Houlton	2001	Rich A. Leahy	1980	Mark McLaughlin	2004	<b>P</b>	
David Hovey	2009	Jeffrey Jason Leal	1997	Brent McMinn	2011	Christopher Papapietro	2016
Jesse Howell	2015	Eddie Wayne LeBaron	1950	Owen McWilliam	2024	Pete Bernard Albert Pappas	1984
Gary W. Hubb	1960	Joe Patrick LeBel	2000	Hugh Riley McWilliams	1940	Steve B. Parker	1966
Brian J. Huck	2002	John Randolph Lee	2003	Stanley C. McWilliams	1950	Curtis Pasma	2007
Carl Edward Hultgren	1999	Alex LeForestier	2021	Joey Mejia	2019	Zach Patterson	2022
Jake Hummel	2011	Bobby Leigh	2005	Louis Mejia	2016	Rick Raymond Paulsen	1982
		Robert R. Leighton	1951	Jim Cunningham Mercurio	1993	Hayden Pearce	2021
<b>I</b>		Jonathan Lewis	2008	Mickey Alan Merrill	1985	Tyger Pederson	2013
Justin Iglesias	2025	Ronald Wayne Lewis	1996	Todd Merz	2004	Matthew Peña	2005
Duane E. Isetti	1963	Tom L. Lewis	1966	Joe Metcalf	2025	Adan Perez	2025
Scott Isbell	2009	Isaiah Lilly	2005	Jack Metcho	2024	Mark S. Perez	1978
Nick Iwasa	2017	Dan Lindquist	1984	Konrad H. Meyer	1981	Steve George Perkovich	1978
		Erik Lockwood	2014	Cameron Michael	2021	Kaden Petersen	2025
<b>J</b>		Bryce Lombardi	2016	Tom Owen Michel	1981	Bernal Richard Phipps	1970
Anthony Jackson	2006	Javier Hernan Lopez	2003	Charles Middleton	2021	Gerald J. Pieroni	1972
Michael Paul Jackson	1982	Kenny Lopez	2013	Mark Goodell Miller	1968	Gene M. Pike	1960
John Jaeger	2015	Nick Longmire	2010	Mark Goodell Miller	1997	Ryan Bruce Pinkham	1999
Walter Nathan Jefford	1950	Frank R. Loureiro	1960	Peter Miller	2012	Steve Robert Pirolli	1989
Bradley Jekich	2019	Joel Brian Lozano	2003	Peyton Miller	2023	Mike W. Pitz	1986
Freeman Kerry Jenkins	2008	Tony John Lozinski	1992	Jake Michael Minger	1992	Greg M. Plant	1979
Jake Jenkins	2016	Mark Brannon Luckenbach	1974	Andrew Mintun	2009	Marcus Pointer	2011
Scott Robert Jenkins	1997	Travis Lumby	2013	Tim Mittelstaedt	2014	Dylan Pottgieser	2022
Donald R. Jessup	1953	Jackson Lux	2025	Gary M. Miyama	1977	Stine Walter Poole	1980
Charlie Johnson	2018	Will Lydon	2017	Preston Moebius	2018	Cory Popham	2015
Keith E. Johnson	1994	William Lymos	1981	Paul Moeller	2012	Michael A. Porter	1963
Richard Warloe Johnson	1964			Evan Moll	2025	Seth Joseph Potter	1947
Taylor Johnson	2016	<b>M</b>		Grant Mona		Barry L. Potthoff	1970
Daniel Johnston	2012	Hunter Lee MacDonald	1973	Bob Timothy Monagan	1942	Josh Powers	2007
John Joines	2008	Paul J. MacDonald	1974	Mark A. Monreal	1979	Ernie C. Pozzi	1936
Jeffrey Scott Jones	1990	Patrick John MacFarlane	1983	Donnie R. Moore	1979	John Prato Matthews	2012
Robert Charles Jones	1953	Victor L. Madden	1984	Scott D. Moore	1978	Luke Price	2021
Ronald Eldred Jones	1963	Kent D. Madole	1993	Chris Joel Moreno	2001		
Thomas Michael Jones	1977	David Alan Maggetti	1979	Morgan M. Morita	1977	<b>Q</b>	
David S. Judson	1969	Anthony Malgieri	2012	Scott W. Morrison	1987	Tim Layne Quinn	1990
Ryan Paul Jurvakainen	2002	Brett Mallett	2025	Bill C. Morse	1971		
Chris J. Justen	1996	Ralph J. Manfredi	1969	Brandon Motheral	2022	<b>R</b>	
		Michael J. Mangini	1971	Lydon Jr. E. Mothorn	1948	David Rajeski	2020
<b>K</b>		Perry Perry Manley	1989	Taylor Murphy	2014	Jay Alan Ramey	1988
Glen M. Kaiser	1974	Brett Manning	2008	Greg Murray	2008	Jeff Jeff Ramirez	1973
Palmer J. Kalajian	1945	Robby Mansfield	2015	Charles L. Myers	1969	Brian E. Raust	1983
Isaac Kamai	2008	Bert Mantelli	1958	Chaz Myers	2023	Mike John Read	1991
John F. Kane	1952	Terry L. Maple	1968	Ed Michael Joseph Mylett	1993	Dan Reichert	1997
Thomas A. Kaszer	1969	Vinny Margiotta	2016			Jack W. Reed	1966
Matt Kavanaugh	2004	Jack Marschaend	1961	<b>N</b>		Matt Reed	2004
Will S. Keim	1975	Bob Vernon Marconi	1965	Roger Scott Nadel	1971	Mike Reed	1961
Kyle Kennedy	2005	Ray Marisnick	1987	Davin Nakasone	2005	Michael Howard Reid	1990
Ivar Kent	1963	Brian Martin	2011	Don R. Negus	1967	Christian F. Reinheimer	1994
Justin Hayne Mathias Kern	1997	Ryan Martinez	2024	Casey Neimeyer	2010	Henrik Reinertsen	2021
David Wayne Kidder	1992	Jerry N. Marquis	1960	Jeffrey S. Nelson	1981	George R. Retamoza	1969
John Joseph Kiernan	1979	Reggie Virgil Marsh	1981	John Raymond Nelson	1977	Carson Revay	2025
Ethan King	2024	Ken William Marshall	1974	Matthew R. Nelson	1995	Gregg Reynolds	2005
Bryce Kirk	2021	Kent Samuel Marshall	1974	Rod K. Nelson		James Reynosa	1957
Parker Klein	2015	Jeffery M. Martin	1980	Ben Nemivant	2023	Ricky Reynoso	2019

# ALL-TIME ROSTER

Michael Ricupito	2019	Josh Simms	2012	Herman J. Urenda	1960	Curt Todd Zimmerman	1995
Joey Riherd	2018	David Craig Smith	2003				
Allen Riley	2012	Jacob Smith	2024	<b>V</b>			
Bill D. Ringer	1974	Pat A. Smith	1972	Franz Michael Vaiarello	1974		
Adam Ringer	2004	Shamus William Smith	2002	Paul Vakay	1982		
Michael Rios	1994	Steven H. Smith	1983	Bob Vander Wall	1962		
Ryan Robards	2017	Ron Anthony Smylie	1976	Glen Robert Van Winkle	1971		
William F. Roberts	1968	Mathew A. Snider	1986	Luis Vargas	2024		
Dylan Robertson	2016	Joshua Edward Snook	2003	Omar Vargas	2024		
Curtis Ryan Robinson	1996	Kyle Soberano	2017	Hap L. Vasconi	1962		
Lawrence Fisher Robinson	1978	Joe Solomon	2021	Zach Vater	2018		
John John Rodriguez	1977	Kevin Douglas Solt	1990	James Samuel Vaughn	1984		
Grayson Kent Rogers	1982	Cade Sonoqui		Jackson Vaughn	2022		
Stan R. Rogers	1979	Dick Joseph Soria	1977	Mario R. Vela	1998		
Park Romney	2025	Josh Souza	2025	Chuck Verduzco	1958		
Kenneth Gordon Rose	1951	Ed C. Sowash	1960	Nate Verlin	2019		
Jason Paul Rosensteel	2001	Robbie Walter Sperring	1971	Adrian Vidal	2025		
Jake Ross	2006	Tom Kirk Sperry	1976	Andre Vidal	2025		
Gene V. Rowland	1958	Joe Spizzirri	2012	Nick Viola	2013		
Ross M. Rowley	1970	Jed Sprague	2015	Daniel Vitoria	2020		
David Rowse	2010	Steven Steven Sproule	1993	Steve Henry Voight	1981		
Trini M. Ruiz	1997	Steve Spurgeon	2006	Jason Vorhauer	1998		
Don Franklin Russell	1968	Joseph Standley Jr.	2020				
Matt D. Russell	1958	James Stanford	2003	<b>W</b>			
Everett Russell		Noah St. Urbain	2008	Jacob Waardenburg	2011		
Chad Aaron Russo	1994	Don W. Stagnaro	1964	Bill Harlow Waggoner	1986		
Roland Rutter	1958	Ron L. Stark	1956	Jared Wagner	2012		
Tyler Ryan	2019	Bob Joseph Stassi	1950	Jay Albert Wagner	1981		
		Tom Terry Steers	1965	J.J. Wagner	2016		
<b>S</b>		Eric Von Lehe Sterz	1993	Reece Wagner	2024		
Erick A. Saari	2000	Grant Stevens	2023	JT Waldon	2025		
Mike G. Sabin	1973	Eric Parker Stevenson	1994	Tyler Waldron	2008		
Vic Sanchez	1994	Sam Stiltner	2017	Jason Park Walker	2002		
Jack R. Sandman	1953	Eric Stolp	2006	Jeff Walker	2006		
Kevin Sandri	2019	Ryan Alan Stowasser	2000	Mike Walker	2010		
Bill C. Sanford	1952	Tyler Stout	2023	Donald Walsh	1987		
Mike Santos-LaPlaca	2025	Bob L. Stransky	1981	Bud B. Watkins	1953		
Robert Willis Sapp	1960	Jerry M. Streeter	1955	Andrew Wild	2011		
Bob J. Sartwell	1959	John Emery Strohmayr	1968	Jake Wild	2007		
Marty Saso	1974	Tom Stubbs		Bret William Watson	1981		
Al Saunders	1963	Brett Sullivan	2015	Bob Graham Wayland	1984		
Bob Saunders	2006	Danny Sullivan	2011	Patrcik Weigel	2013		
Robert J. Sausedo	1952	Michael Dennis Sullivan	1968	Jacob Weiss	2024		
Dave Roy Scatena	1968	Sean Sullivan	2009	Gene Ralph Wellman	1954		
Norman H. Schade	1952	Tyler Sullivan	2015	Douglas Ray Welpott	1990		
Ryan Schalch	2018	Kevin C. Sumter	1995	Dean Elliott Wendt	1951		
Nicholas Jon Scheffel	2003	Josh David Sussman	1990	Samuel L. West	1950		
Hunter Schilperoort	2022	Keith Michael Swagerty	1967	Steven James Westlake	1984		
Josh Schmidt	2005	Dan C. Swanson	1980	Beck Wheeler	2008		
Timothy Steven Schmierer	1996	Nick Swanson	2022	Raymond White	1951		
Braeden Schnabel	2025	Lucas Sweany	2020	Kurt Wideman	2009		
Grant Scholzen	2024	Quinlan Sweany	2023	Alec Williams	2011		
Donald Alan Schroeder	1969	Kenneth D. Swearingen	1956	Paul James Williams			
Brad Schultz	2006	Van Sweet	1948	Paul Michael Williams			
Greg Ray Schultz	1986	Marshall Swift		Paul Whitney Williams	1974		
Mark Anthony Scornaienchi	1982	Bill H. Swiston	1978	Andy Willick	2004		
Chris Wayne Scott	1987	Jacob Sylvester	2011	Ryan Wilmer	2006		
DJ Scott	2025			Josh Winkler	2019		
Duane P. Scott	1960	<b>T</b>		Geoffrey Jennings Wilson	1998		
Jody D. Scott	1984	Jason Taasaas	2014	Olaf Edwin Winterton	2002		
David Seawell	1986	Bud Taglio	1952	Jarryd Wood	2025		
George E. Segale	1948	Jake Tandy	2025	Robert Paul Wood	2000		
Wayne A. Segale	1956	Matthew Tarantino	2018	Toby Woods	2016		
Ted H. Seghesio	1975	Willie J. Tatum	1991	Russ L. Word	1975		
Nicholas Sekiya	2004	Andy M. Tews	1999	Curt Wright	1990		
Jordan Seiber	2006	Justin Thaxton	2015	Walter C. Wright	1963		
JT Shank	2025	Gary Daniel Thomas	1985				
Will C. Sharp	1977	Renny Lloyd Thompson	1988	<b>Y</b>			
Ethan Shaver	2025	Pat J. Tobin	1981	David Paul Yahnian	1984		
Kyle Shaver	2012	Dustin Torchio	2013	J.P. Yakel	2016		
Aidan Selfridge	2023	Jim P. Torvick	1949	Richard H. Yamanaka	1967		
Larry Richard Shenk	1992	Jeffery B. Townsend	1984	Bryan Hironori Yamashita	1997		
Melvyn J. Shepard	1960	Tracy L. Trotter	1970	Yong Vang Yang	2003		
Grant Shives	2016	Mark Raymond Troutner	1989	James Robert Yanko	1991		
Mark David Short	2002	Matthew Troutner	2024	Ted Theodore Yoneda	1958		
Ryan Shreve	2019	John Brandel Turner	1985				
Harold C. Siler	1965			<b>Z</b>			
Ken W. Siler	1977	<b>U</b>		Alex Zanini	2006		
Jarron Silva	2022	Michael Kazuo Ueyama	1999	Cal Zemaitis	2024		

# SINGLE-SEASON HITTING RECORDS

## GAMES, SEASON

1.	John Rodriguez (1977)	63
	Stan Rogers (1977)	63
3.	Bruce Anderson (1984)	62
	Frank Halvorson (1977)	62
5.	Mark Dietrich (1977)	61
6.	Justin Baum (2007)	59
	Joe Oliveira (2007)	59
	Brian Carr (1984)	59
	Bill Waggoner (1984)	59
10.	Zach Chamberlin (2007)	58
	Matt Berezay (2005)	58
	Stan Rogers (1978)	58

## AT-BATS, SEASON

1.	Joe Oliveira (2007)	257
2.	Danny Mayer (2016)	229
3.	Brian Martin (2010)	228
	Chip Sell (1994)	228
	Frank Halvorson (1977)	228
6.	Mark Troutner (1989)	227
7.	Shane Rooney (1997)	226
8.	Adam Ching (2006)	224
9.	Mike Walker (2010)	223
10.	Matt Carvutto (2011)	223



**Joe Oliveira**  
(2006-2010)

## AVERAGE, SEASON (Minimum 100 AB)

1.	Ben Nemivant (2023)	.398
2.	Bob Gatiss (1960)	.396
3.	Shane Rooney (1997)	.394
4.	Dustin Torchio (2011)	.389
5.	Chip Sell (1993)	.388
6.	Nick Longmire (2009)	.385
7.	Stu Pederson (1978)	.382
8.	Ron Zakoor (1975)	.381
9.	J.B. Brown (2009)	.378
10.	J.B. Brown (2010)	.377

## HOME RUNS, SEASON

1.	Justin Baum (2005)	17
2.	Danny Mayer (2016)	15
	Matt Berezay (2005)	15
	Vic Sanchez (1994)	15
5.	Gio Brusa (2016)	14
	James Free II (2017)	14
7.	Rick Morton (2001)	13
	Doug Bame (1993)	13
9.	Danny Mayer (2017)	12
	Mike Walker (2010)	12
	Justin Baum (2006)	12

## RUNS BATTED IN, SEASON

1.	Vic Sanchez (1994)	69
2.	Tim Gilhooly (2002)	64
3.	Shane Rooney (1997)	63
4.	J.B. Brown (2009)	58
	Doug Bame (1993)	58
6.	James Free II (2017)	54
7.	Rick Morton (2001)	53
8.	Mike Walker (2010)	52
	Richard Hackett (2001)	52
10.	Jason Vorhauer (1998)	47

## HITS, SEASON

1.	Shane Rooney (1997)	89
2.	J.B. Brown (2009)	84
	Nick Longmire (2009)	84
	Joe Oliveira (2007)	84
5.	J.B. Brown (2010)	83
	Brian Martin (2010)	83
	Justin Baum (2007)	83
	Chip Sell (1993)	83
9.	Chip Sell (1994)	82
10.	Ben Nemivant (2023)	80

## RUNS, SEASON

1.	Nick Longmire (2009)	60
2.	Chip Sell (1993)	58
3.	Joel Summers (2002)	53
	Jason Walker (2001)	53
	Chip Sell (1994)	53
6.	Todd Bramble (2000)	52
	Curt Zimmerman (1994)	52
	Doug Bame (1993)	52
9.	Nick Longmire (2010)	49
	Mike Walker (2010)	49
	Tye Hanseen (1997)	49

## DOUBLES, SEASON

1.	Kurt Wideman (2009)	24
2.	Shane Rooney (1997)	21
	Chip Sell (1994)	21
4.	Mike McKeever (2008)	20
5.	Vic Sanchez (1994)	19
	Matt Carvutto (2011)	19
7.	Ben Nemivant (2023)	18
	Nick Longmire (2010)	18
	Matt Berezay (2006)	18
	Andrew Coleman (2001)	18
	Doug Bame (1993)	18

## TRIPLES, SEASON

1.	Glen Van Winkle (1968)	8
2.	Taylor Murphy (2014)	6
	Brett Christopher (2010)	6
	Nick Longmire (2009)	6
	Tim Gilhooly (2002)	6
	Richard Hackett (2001)	6
	Deryk Gross (1986)	6

## TOTAL BASES, SEASON

1.	Vic Sanchez (1994)	141
2.	Doug Bame (1993)	140
3.	Danny Mayer (2016)	135
4.	Justin Baum (2005)	133
5.	Nick Longmire (2009)	130
	Shane Rooney (1997)	130
	Chip Sell (1994)	130
8.	Tim Gilhooly (2002)	129
9.	Matt Berezay (2005)	128
10.	Justin Baum (2007)	125

## STOLEN BASES, SEASON

1.	Brian Carr (1984)	40
2.	Rob Brzezinski (1981)	39
3.	Rob Brzezinski (1980)	34
4.	Brian Carr (1983)	33
5.	Joe Ortiz (1987)	32
6.	Joe Ortiz (1986)	31
7.	Rob Brzezinski (1979)	30
8.	Chris Amos (1994)	29
	Pat Tobin (1980)	29
10.	Eddie Mylett (1991)	27
	Vic Madden (1982)	27

## WALKS, SEASON

1.	Brian Carr (1984)	49
2.	Rob Brzezinski (1979)	46
3.	Justin Baum (2007)	44
	Ryan Annett (1998)	44
	John Rodriguez (1977)	44
6.	Chase Headley (2003)	39
	Rob Brzezinski (1980)	39
	Frank Halvorson (1978)	39
	Dave Boer (1975)	39
10.	Rob Brzezinski (1981)	38
	Michael Jackson (1981)	38

# CAREER HITTING RECORDS

## GAMES, CAREER

1. Pat Tobin (1978-81).....	216
2. Rob Brzezinski (1979-82).....	211
3. Octavio Amezquita (2001-04).....	209
Chip Sell (1991-94).....	209
5. Vince Brigman (1984-87).....	206
6. John Rodriguez (1974-77).....	203
7. Joe Oliveira (2006-10).....	200
8. Tyler Sullivan (2012-15).....	199
9. Mike Walker (2007-10).....	195
10. Doug Bame (1990-93).....	194

## AT-BATS, CAREER

1. Chip Sell (1991-94).....	824
2. Octavio Amezquita (2001-04).....	770
3. Joe Oliveira (2006-10).....	747
4. Rob Brzezinski (1979-82).....	737
5. Tyler Sullivan (2012-15).....	736
6. Vince Brigman (1984-87).....	716
7. Brian Martin (2008-11).....	710
8. Adam Ching (2005-08).....	703
9. Pat Tobin (1978-81).....	701
10. Eddie Mylett (1990-93).....	694

## AVERAGE, CAREER (Min. 250 AB)

1. Shane Rooney (1996-97).....	.380
2. Chip Sell (1991-94).....	.356
3. Vic Sanchez (1993-94).....	.349
4. J.B. Brown (2008-10).....	.347
Cory Lake (2002-03).....	.347
6. Nick Longmire (2008-10).....	.343
7. Jason Vorhauer (1997-98).....	.342
8. Brian Martin (2008-11).....	.337
8. Tye Hanseen (1996-98).....	.330
9. Ron Lewis (1994-96).....	.328

## HOME RUNS, CAREER

1. Justin Baum (2005-07).....	37
2. James Free II (2016-19).....	29
3. Danny Mayer (2013-17).....	28
Walt Poole (1977-80).....	28
5. Matt Berezay (2005-06).....	26
6. Gio Brusa (2012-16).....	25
6. Mike Walker (2007-10).....	23
7. Thomas Gavello (2019-22).....	21
Jeremy Lea (2019-23).....	21
Doug Bame (1990-93).....	21
Rick Morton (2000-01).....	21

## RUNS BATTED IN, CAREER

1. Chip Sell (1991-94).....	144
2. Mike Walker (2007-10).....	135
3. Justin Baum (2005-07).....	134
4. Gio Brusa (2012-16).....	122
5. James Free II (2016-17).....	121
6. Doug Bame (1990-93).....	120
7. Brian Martin (2008-11).....	118
8. Richard Hackett (1999-2001).....	115
9. Vic Sanchez (1993-94).....	109
10. Aaron Harper (2002-04).....	107

## HITS, CAREER

1. Chip Sell (1991-94).....	293
2. Brian Martin (2008-11).....	239
3. Tyler Sullivan (2012-15).....	224
4. Joe Oliveira (2006-10).....	223
5. Mike Walker (2007-10).....	213

Adam Ching (2005-08).....	213
7. Nick Longmire (2008-10).....	215
8. Pat Tobin (1978-81).....	203
9. J.B. Brown (2008-10).....	197
10. Gio Brusa (2012-16).....	195

## RUNS, CAREER

1. Chip Sell (1991-94).....	167
2. Rob Brzezinski (1979-82).....	152
3. Joe Oliveira (2006-10).....	142
4. Nick Longmire (2008-10).....	139
5. Tyler Sullivan (2012-15).....	130
6. Mike Walker (2007-10).....	123
7. Aaron Harper (2002-04).....	114
Pat Tobin (1978-81).....	114
9. Roy Gaebel (1978-80).....	111
10. Justin Baum (2005-07).....	110

## DOUBLES, CAREER

1. Chip Sell (1991-94).....	61
2. Gio Brusa (2012-16).....	47
3. Doug Bame (1990-93).....	46
4. Nick Longmire (2008-10).....	44
Kurt Wideman (2007-09).....	44
6. Justin Baum (2005-07).....	43
7. Brian Martin (2008-11).....	42
8. Rob Brzezinski (1979-82).....	40
9. Mike Walker (2007-10).....	39
10. Ben Nemivant (2018-23).....	37
Brett Sullivan (2012-15).....	37
Aaron Harper (2002-04).....	37
Octavio Amezquita (2001-04).....	37

## TRIPLES, CAREER

1. Deryk Gross (1986-88).....	14
2. Brett Sullivan (2012-2015).....	13
3. Bill Ringer (1971-74).....	12
Glenn Van Winkle (1967-70).....	12
5. Richard Hackett (1999-2001).....	11
Ron Lewis (1994-96).....	11
7. Nick Longmire (2008-10).....	10
Joe Oliveira (2006-10).....	10
Roy Gaebel (1978-80).....	10

10. Taylor Murphy (2011-14).....	9
Brett Christopher (2008-12).....	9
Pat Tobin (1978-81).....	9
David Boer (1974-75).....	9
Terry Maple (1965-68).....	9

## TOTAL BASES, CAREER


1. Chip Sell (1991-94).....	409
2. Justin Baum (2005-207).....	345
3. Mike Walker (2007-10).....	325
4. Nick Longmire (2008-10).....	321
5. Doug Bame (1990-93).....	316
6. Brian Martin (2008-11).....	308
7. Joe Oliveira (2006-10).....	301
8. Adam Ching (2005-08).....	288
9. Keith Johnson (1990-92).....	285
10. J.B. Brown (2008-10).....	275

## STOLEN BASES, CAREER

1. Rob Brzezinski (1979-82).....	125
2. Eddie Mylett (1990-93).....	75
Pat Tobin (1978-81).....	75
4. Brian Carr (1983-84).....	73
5. John Rodriguez (1974-77).....	65
6. Joe Ortiz (1986-87).....	63
7. Chip Sell (1991-94).....	53
8. Bill Waggoner (1983-86).....	52
9. Roy Gaebel (1978-80).....	51
10. Chris Amos (1993-94).....	49

## WALKS, CAREER

1. Rob Brzezinski (1979-82).....	155
2. Eddie Mylett (1990-93).....	116
3. Pat Tobin (1978-81).....	108
4. John Rodriguez (1974-77).....	103
5. Chip Sell (1991-94).....	102
6. Scott Boras (1972-74).....	92
Joe Oliveira (2006-10).....	92
8. Bill Waggoner (1983-86).....	87
Roy Gaebel (1978-80).....	87
10. Beau Hill (1985-88).....	85



**Adam Ching**  
(2005-08)

# PITCHING RECORDS

## WINS, SEASON

1.	Darrell Van Roy (1984).....	14
2.	Dan Reichert (1997).....	13
3.	Larry Prewitt (1975).....	12
4.	Rob Schilling (1981).....	11
	Syd Church (1978).....	11
6.	James Stanford (2002).....	9
	D.J. Houlton (2001).....	9
	Darin Moore (1999).....	9
	Greg Unger (1982).....	9
10.	15 tied with .....	8

## ERA, SEASON (Minimum 50 IP)

1.	Tim Steers (1966).....	0.97
2.	Rod Bovee (1973).....	1.53
3.	Steve Rice (1977).....	1.64
4.	Russ Antracoli (1969).....	1.66
5.	Kyle Crawford (2014).....	1.72
6.	Pete Martinez (1972).....	1.76
7.	Larry Prewitt (1974).....	1.78
8.	Josh Schmidt (2005).....	1.79
9.	Larry Prewitt (1975).....	1.87
10.	Mike Normoyle (1969).....	1.90

## STRIKEOUTS, SEASON

1.	Dan Reichert (1997).....	169
2.	Larry Prewitt (1975).....	152
3.	Rod Bovee (1973).....	149
4.	Darin Moore (1999).....	128
5.	Rob Schilling (1981).....	126

## INNINGS PITCHED, SEASON

1.	Darrell Van Roy (1984).....	157.1
2.	Greg Unger (1982).....	136.2
3.	Rob Schilling (1981).....	134.0
4.	Dan Reichert (1997).....	133.1
5.	Syd Church (1978).....	128.0
	Greg Unger (1982).....	128.0

## SHUTOUTS, SEASON

1.	Dan Reichert (1997).....	3
	Syd Church (1976).....	3
	Larry Prewitt (1974).....	3
	Rod Bovee (1973).....	3
5.	9 tied with .....	2

## APPEARANCES, SEASON

1.	Josh Schmidt (2005).....	36
2.	Josh Schmidt (2004).....	33
3.	Mark Short (1999).....	31
4.	Matthew Peña (2001).....	29
5.	Nick Swanson (2022).....	28
	Mark McCain (2009).....	28
	Jake Wild (2007).....	28
	Darrell Van Roy (1984).....	28
9.	Jackson Vaughn (2022).....	27
10.	Ryan Shreve (2018).....	26
	Kyle Crawford (2014).....	26
	Jake Hummel (2010).....	26

## SAVES, SEASON

1.	Josh Schmidt (2005).....	11
2.	Hunter Schilperoort (2022).....	8
	Vince Arobio (2015).....	8
4.	Vince Arobio (2017).....	7
	Josh Schmidt (2004).....	7
	Andy Willick (2003).....	7
	Mark Short (1999).....	7

8.	Vince Arobio (2017).....	6
	Dale Dolejsi (1993).....	6
10.	Nick Swanson (2019).....	5
	Chris Larsen (2011).....	5
	Hunter Carnevale (2010).....	5
	Thomas Berolzheimer (2009).....	5
	Ryan Jurvakainen (2002).....	5
	Matthew Peña (2001).....	5

## WINS, CAREER

1.	Syd Church (1975-78).....	33
2.	Rod Bovee (1971-74).....	28
3.	Greg Unger (1979-82).....	27
4.	Dan Reichert (1995-97).....	26
5.	Darrell Van Roy (1984-85).....	21
6.	Larry Prewitt (1974-75).....	19
	Danny Miller (1991-94).....	19
	Matthew Peña (2001-05).....	19
9.	Ron Lewis (1994-96).....	18
	Mike Pitz (1984-86).....	18

## ERA, CAREER

### (Minimum 100 IP)

1.	Larry Prewitt (1974-75).....	1.83
2.	Rob Schilling (1981).....	2.08
3.	Syd Church (1975-78).....	2.47
4.	Pete Martinez (1972-73).....	2.50
5.	Josh Schmidt (2004-05).....	2.66
6.	Rod Bovee (1971-74).....	2.70
7.	Greg Unger (1979-82).....	2.83
8.	Steve Rice (1976-77).....	2.89
9.	Russ Word (1973-75).....	2.96
10.	Joe Chelli (1971-72).....	3.13

## STRIKEOUTS, CAREER

1.	Rod Bovee (1971-74).....	444
2.	Syd Church (1975-78).....	368
3.	Dan Reichert (1995-97).....	355
4.	Greg Unger (1979-82).....	330
5.	Matthew Peña (2001-05).....	269

## INNINGS PITCHED, CAREER

1.	Greg Unger (1979-82).....	496.2
2.	Syd Church (1975-78).....	451.0
3.	Rod Bovee (1971-74).....	413.0
4.	Jim Yanko (1987-91).....	367.2
5.	Danny Miller (1991-94).....	334.2

## SHUTOUTS, CAREER

1.	Rod Bovee (1971-74).....	7
2.	Syd Church (1975-78).....	6
3.	Russ Word (1973-75).....	5
4.	Larry Prewitt (1974-75).....	4
5.	Dan Reichert (1995-97).....	3
6.	Jake Jenkins (2013-2016).....	2

## APPEARANCES, CAREER

1.	Matthew Peña (2001-05).....	88
2.	Greg Unger (1978-82).....	87
3.	Vince Arobio (2014-17).....	81
	Thomas Berolzheimer (2008-12).....	81
5.	Syd Church (1975-78).....	80
6.	Hunter Carnevale (2007-10).....	78
7.	David Rowse (2007-10).....	73
8.	Cole Akins (2006-09).....	69
	Josh Schmidt (2004-05).....	69
10.	Nick Swanson (2019-22).....	68

## SAVES, CAREER


1.	Vince Arobio (2014-17).....	22
2.	Josh Schmidt (2004-05).....	18
3.	Mark Short (1997-00).....	11
4.	Nick Swanson (2019-2022).....	9
	Thomas Berolzheimer (2008-12).....	9
5.	Hunter Schilperoort (2020-2022).....	8
6.	Ryan Jurvakainen (2001-02).....	8
7.	Matthew Peña (2001-05).....	7
	Andy Willick (2003-04).....	7
	Greg Unger (1979-82).....	7



**Josh Schmidt**  
(2004-05)

# TEAM RECORDS


Win-Loss		Year	W	L	T	PCT	Highest Batting Avg	Lowest ERA
Most Wins	36 (1994)	1963	7	17	0	.292	Eric Jones .332	Bob Marconi 2.12
Most Losses	44 (2024)	1964	8	17	0	.320	Dick Davey .359	Bob Marconi 2.12
Most Wins Against Division I teams	31 (2010)	1965	16	17	0	.485	Tom Lewis .283	Tim Steers 0.97
Best Win-Loss %	.688	1966	12	19	0	.387	Paul Glennon .288	Tim Steers 0.97
	1948 (16-7-1)	1967	19	14	0	.576	Bernal Phipps .344	John Nilmeyer 2.21
Worst Win-Loss %	.025	1968	32	15	0	.681	Glenn Van Winkle .296	John Strohmayr 2.13
	1955 (0-19-1)	1969	21	18	0	.538	Robbie Sperring .321	Russ Antracoli 1.66
Last time Pacific won 30 games or more		1970	24	23	0	.511	Bob Carruesco .345	Mike Normoyle 2.42
	2010 (31-23)	1971	18	25	1	.420	Franz Vaiarello .292	Rod Bovee 2.54
Last Pacific winning record	2010 (31-23)	1972	21	28	0	.429	Scott Boras .312	Pete Martinez 1.75
		1973	24	26	0	.480	Franz Vaiarello .323	Rod Bovee 1.53
		1974	24	23	0	.511	Mike Backovich .324	Larry Prewitt 1.78
		1975	33	26	0	.559	Ron Zakoor .381	Larry Prewitt 1.87
Most At-Bats	2,090 (2007)	1976	29	25	0	.537	Keith Brown .353	Syd Church 2.14
Most Runs	401 (1997)	1977	35	28	0	.556	Mark Dietrich .310	Steve Rice 1.64
Most Hits	629 (2010)	1978	29	30	1	.492	Stu Pederson .382	Syd Church 2.04
Highest Average	.325 (2010)	1979	28	29	0	.491	Joe Carrozzi .357	Bill Warner 2.54
Most Doubles	135 (2009)	1980	29	24	1	.546	Steve Voight .308	Bret Watson 2.20
Most Triples	25 (1975)	1981	29	25	0	.537	Pat Tobin .331	Rob Schilling 2.08
Most Home Runs	49 (2005)	1982	20	32	0	.385	Vic Madden .317	Greg Unger 3.45
Most RBI	361 (1997)	1983	23	24	0	.489	Gary Thomas .345	Dan Lindquist 4.51
Most Total Bases	897 (2009)	1984	26	35	1	.427	Sam Vaughn .300	Mike Pitz 3.71
Most Walks	297 (1984)	1985	16	36	0	.308	Tim Carroll .289	Darrell Van Roy 4.28
Most Strikeouts	527 (2024)	1986	22	26	0	.458	Joe Ortiz .318	Mike Pitz 3.06
Most Stolen Bases	139 (1980)	1987	19	34	0	.359	Joe Ortiz .325	Dave Atteburry 3.09
		1988	20	31	0	.392	Derek Gross .325	Jim Ramey 4.62
		1989	15	42	0	.263	Mark Troutner .330	Jim Yanko 3.22
Most Complete Games	31 (1977)	1990	14	40	0	.259	Keith Johnson .293	Joe Brownholtz 3.30
Lowest ERA	2.32 (1969)	1991	22	31	0	.415	Chip Sell .326	Joe Brownholtz 2.91
Most Innings Pitched	522.2 (2007)	1992	17	33	0	.340	Eddie Mylett .355	Larry Shenk 3.89
Fewest Hits	447 (1994)	1993	28	25	0	.528	Chip Sell .388	Bill Beck 2.63
Most Saves	12 (2010, 2005 & 2006)	1994	36	18	0	.667	Chip Sell .360	Ron Lewis 2.31
Most Strikeouts	414 (1997)	1995	26	26	0	.500	Ron Lewis .311	Scott Mitchell 2.87
Most Walks	318 (1984)	1996	24	25	0	.490	Shane Rooney .353	Jason Flach 3.77
Fewest Walks	99 (1965)	1997	29	29	0	.500	Shane Rooney .394	Dan Reichart 2.30
Most Wild Pitches	84 (2024)	1998	25	22	0	.532	Robbie Wood .339	Jeff Munster 2.64
Most Hit Batsmen	94 (2024)	1999	32	24	0	.571	Bryce Terveen .307	Mark Short 2.20
		2000	22	32	0	.407	Todd Bramble .364	Steve Fischer 4.54
		2001	25	30	0	.455	Jason Walker .344	Matthew Peña 3.06
Most Double Plays	67 (1997)	2002	26	28	1	.473	Cory Lake .367	James Stanford 3.39
Highest Fielding %	.973 (2011)	2003	27	27	0	.500	Cory Lake .329	Andy Willick 2.88
		2004	20	34	0	.370	Evan Bishop .308	Alex Graham 2.66
		2005	30	28	0	.517	Justin Baum .332	Josh Schmidt 1.79
		2006	30	25	0	.545	Ramon Glasgow .333	Steve Spurgeon 2.76
		2007	16	43	0	.271	Justin Baum .367	Joey Centanni 4.32
		2008	14	41	0	.255	Adam Ching/Longmire .323	Andrew Mintun 3.60
		2009	21	32	0	.396	Nick Longmire .385	David Rowse 3.99
		2010	31	23	0	.574	J.B. Brown .376	Robbie Richardson 3.26
		2011	17	37	0	.315	Dustin Torchio .369	Jake Hummel 4.67
		2012	16	40	0	.286	Erik Lockwood .352	Michael Benson 3.34
		2013	15	39	0	.278	Erik Lockwood .304	Michael Benson 4.04
		2014	26	27	0	.491	Brett Sullivan .357	Jake Jenkins 2.55
		2015	14	37	0	.275	Tyler Sullivan .351	Michael Benson 4.95
		2016	22	30	0	.423	Gio Brusa .337	Jake Jenkins 3.79
		2017	18	35	0	.340	James Free II .343	Ricky Reynoso 3.75
		2018	22	29	0	.431	Kevin Sandri .305	Shelby Lackey 3.48
		2019	23	26	0	.469	James Free II .335	Ryan Shreve 3.08
		2020	8	9	0	.471	Charles Middleton .403	Hayden Pearce 2.28
		2021	17	34	0	.333	James Arakawa .339	Hayden Pearce 4.90
		2022	14	38	0	.269	Brandon Motheral .313	Hunter Hayes 6.82
		2023	14	35	0	.286	Ben Nemivant .398	Grant Stevens 5.19
		2024	11	44	0	.200	Kaden Petersen .266	Jakob Guardado 5.84
		2025	20	36	0	.357	JT Waldon .326	Jakob Guardado 6.60



Andy Willick  
(2003-04)

# COACHES RECORDS

Year	Coach	W	L	T	PCT
1945	Larry Siemering	15	5	0	.750
1946	Hugh McWilliams	20	6	1	.759
1947	Hugh McWilliams	15	13	0	.536
1948	Hugh McWilliams	16	7	1	.688
1949	Hugh McWilliams	17	13	0	.567
1950	Hugh McWilliams	10	13	1	.438
1951	Hugh McWilliams	6	13	0	.316
1952	Hugh McWilliams	7	12	0	.368
1953	Van Sweet	10	14	1	.420
1954	Van Sweet	3	18	0	.143
1955	Charles Melick	0	19	1	.025
1956	Skip Rowland	5	12	0	.294
1957	Skip Rowland	8	12	0	.400
1958	Sid Hall	6	8	0	.429
1959	Sid Hall	11	14	0	.440
1960	Chuck Chatfield	8	12	0	.400
1961	Bill Tunnell	12	8	0	.600
1962	Bob Mazzuca	6	21	0	.222
1963	Bob Vanderwall	7	17	0	.292
1964	Tom Stubbs	8	17	0	.320
1965	Tom Stubbs	16	17	0	.485
1966	Tom Stubbs	12	19	0	.387
1967	Tom Stubbs	19	14	1	.559
1968	Tom Stubbs	32	15	0	.681
1969	Tom Stubbs	21	18	0	.538
1970	Tom Stubbs	24	23	0	.511
1971	Tom Stubbs	18	24	1	.419
1972	John Gunther	21	28	0	.429
1973	Tom Stubbs	23	26	0	.469
1974	Tom Stubbs	24	23	0	.511
1975	Tom Stubbs	33	26	0	.559
1976	Tom Stubbs	29	25	0	.537
1977	Tom Stubbs	35	28	0	.556
1978	Tom Stubbs	29	30	1	.492
1979	Tom Stubbs	28	29	1	.483
1980	Tom Stubbs	29	24	1	.546
1981	Tom Stubbs	29	25	0	.537
1982	John Picone	20	32	0	.385
1983	John Picone	23	24	0	.489
1984	John Picone	26	35	1	.427
1985	John Picone	16	36	0	.308
1986	John Picone	22	26	0	.458
1987	John Picone	19	34	0	.359
1988	Keith Snider	19	32	0	.373
1989	Keith Snider	15	42	0	.263
1990	Quincey Noble	14	40	0	.259
1991	Quincey Noble	22	31	0	.415
1992	Quincey Noble	17	33	0	.340
1993	Quincey Noble	31	22	0	.585
1994	Quincey Noble	36	18	0	.667
1995	Quincey Noble	26	26	0	.500
1996	Quincey Noble	24	25	0	.490
1997	Quincey Noble	29	29	0	.500
1998	Quincey Noble	25	22	0	.532
1999	Quincey Noble	31	25	0	.554
2000	Quincey Noble	22	32	0	.407
2001	Quincey Noble	25	30	0	.455
2002	Quincey Noble	26	28	1	.473
2003	Quincey Noble	27	27	0	.500
2004	Ed Sprague	20	34	0	.370
2005	Ed Sprague	30	28	0	.517
2006	Ed Sprague	30	25	0	.545
2007	Ed Sprague	16	43	0	.271
2008	Ed Sprague	14	41	0	.255
2009	Ed Sprague	21	32	0	.396
2010	Ed Sprague	31	23	0	.574
2011	Ed Sprague	17	37	0	.315
2012	Ed Sprague	16	40	0	.286
2013	Ed Sprague	15	39	0	.278
2014	Ed Sprague	26	27	0	.491
2015	Ed Sprague	14	37	0	.275
2016	Mike Neu	22	30	0	.423
2017	Mike Neu	18	35	0	.340
2018	Ryan Garko	22	29	0	.431
2019	Ryan Garko	23	26	0	.469
2020	Chris Rodriguez	8	9	0	.471
2021	Chris Rodriguez	17	34	0	.333
2022	Chris Rodriguez	14	38	0	.269
2023	Chris Rodriguez	14	35	0	.286
2024	Chris Rodriguez	11	44	0	.200
2025	Reed Peters	20	36	0	.357



## By Wins

Coach (Years)	W	L	T	PCT.
1. Tom Stubbs (1964-71 & 1973-81)	410	383	5	.514
2. Quincey Noble (1990-2003)	355	388	1	.477
3. Ed Sprague (2004-2015)	250	406	0	.381
4. John Picone (1982-87)	126	187	1	.403
5. Hugh McWilliams (1946-52)	91	77	3	.532
6. Chris Rodriguez (2020-2024)	64	160	0	.286
7. Ryan Garko (2018-2019)	45	55	0	.450
8. Mike Neu (2016-17)	40	65	0	.381
9. Keith Snider (1988-89)	34	74	0	.315
10. John Gunther (1972)	21	28	0	.429
11. Reed Peters (2025)	20	36	0	.357
12. Sid Hall (1958-59)	17	22	0	.436
13. Larry Siemering (1945)	15	5	0	.750
14. Skip Rowland (1956-57)	13	24	0	.351
15. Van Sweet (1953-54)	13	32	1	.293
16. Bill Tunnell (1961)	12	8	0	.600
17. Chuck Chatfield (1960)	8	12	0	.400
18. Bob Vanderwall (1963)	7	17	0	.292
19. Bob Mazzuca (1962)	6	21	0	.222
20. Chuck Melick (1955)	0	19	1	.025

## By Percentage

Coach (Years)	W	L	T	PCT.
1. Larry Siemering (1945)	15	5	0	.750
2. Bill Tunnell (1961)	12	8	0	.600
3. Hugh McWilliams (1946-52)	91	77	3	.532
4. Tom Stubbs (1964-71 & 1973-81)	410	383	5	.514
5. Quincey Noble (1990-2003)	355	388	1	.477
6. Ryan Garko (2018-19)	45	55	0	.450
7. Sid Hall (1958-59)	17	22	0	.436
8. John Gunther (1972)	21	28	0	.429
9. John Picone (1982-87)	126	187	1	.403
10. Chuck Chatfield (1960)	8	12	0	.400
11. Ed Sprague (2004-15)	250	406	0	.381
12. Mike Neu (2016-17)	40	65	0	.381
13. Reed Peters (2025)	20	36	0	.357
14. Skip Rowland (1956-57)	13	24	0	.351
15. Keith Snider (1988-89)	34	74	0	.315
16. Van Sweet (1953-54)	13	32	1	.293
17. Bob Vanderwall (1963)	7	17	0	.292
18. Chris Rodriguez (2020-24)	64	160	0	.286
19. Bob Mazzuca (1962)	6	21	0	.222
20. Chuck Melick (1955)	0	19	1	.025

# SERIES RECORDS & RESULTS

School.....W-L	Eastern Connecticut.....1-1	North Dakota State.....1-2	UC Davis.....48-50-1
Air Force.....1-1	Eastern Michigan.....2-0	Northern Colorado.....6-1	UC Irvine.....18-39
Alabama State.....1-1	Eastern Oregon.....1-1	Northwestern.....6-3	UCLA.....6-7
Arizona.....1-3	Florida State.....0-4	Notre Dame.....2-1	UC Riverside.....18-24
Arizona State.....1-2	Fresno State.....49-88	Occidental.....1-0	UC San Diego.....2-4
Army Redlanders.....1-0	Fordham.....3-0	Oklahoma.....0-2	UC Santa Barbara.....34-78
Arkansas.....1-0	George Washington.....3-0	Oklahoma State.....0-1	Ujimori.....0-1
Ball State.....1-0	Georgetown.....1-0	Oral Roberts.....1-3	UNLV.....22-40
Baylor.....2-3	Gonzaga.....9-41	Oregon Coll. of Education.....2-1	USC.....4-3
Bethany College.....2-0	Grand Canyon.....1-2	Oregon.....4-3	U.S. International.....6-6
Biola.....1-0	Hawai'i.....6-17	Oregon State.....6-15	Utah.....21-10
Boise State.....3-1	Hawai'i-Hilo.....9-3	Pacific University.....4-0	Utah Valley.....6-4
Bradley.....0-1	Hawaii Marines.....1-0	Portland.....24-32	Valparaiso.....4-0
Brown.....4-0	Houston.....4-2	Portland State.....6-4	Washington.....4-16
BYU.....12-22	Indiana.....1-2	Penn State.....2-2	Washington State.....13-2
Cal Baptist.....5-6	Indiana State.....1-2	Pepperdine.....20-28	Western Kentucky.....1-0
Cal Poly.....27-51	Humboldt State.....14-2	Princeton.....1-0	Western Oregon.....1-0
Cal Poly Pomona.....1-1	Jolly Roger.....1-0	Rhode Island.....1-0	Westmont.....2-1
Cal State Bakersfield.....9-11	Kansas.....1-3	Sacramento State.....68-75	Willamette.....1-1
Cal State Fullerton.....13-82	Kansas State.....2-7	Samford.....1-0	Whitman College.....1-0
Cal State Hayward.....35-14	Lamar.....0-4	Saint Martin's.....1-0	Wyoming.....1-0
Cal State Los Angeles.....12-7	La Verne.....0-1	Saint Mary's.....73-82-2	Yale.....1-0
Cal State Northridge.....23-32	Lafayette.....2-1	San Diego.....8-31	
Cal State San Bernardino.....1-1	Lewis and Clark.....2-1	San Diego Marines.....2-6	
Cal State Stanislaus.....35-19	Liberty.....0-0-1	San Diego State.....17-30	
California.....20-55	Linfield College.....4-2	San Francisco.....96-61-1	
California Western.....0-1	Long Beach State.....29-82	San Francisco State.....12-13	
Centenary.....1-0	Louisiana Tech.....1-0	San Jose State.....76-86	
Central Washington.....1-0	LMU.....16-30	Santa Clara.....49-80	
Chico State.....24-14	Maine.....2-0	Seattle.....12-13	
Chicago State.....3-0	Michigan.....0-1	Sonoma State.....29-12-1	
Clemson.....0-3	Milwaukee.....1-2	South Dakota State.....7-1	
Columbia.....1-0	Minnesota.....2-6	Southern Oregon.....1-0	
Coppin State.....5-0	Nebraska.....0-1	Southern Utah.....26-4	
Cornell.....3-0	Nevada.....67-111	Stanford.....8-57-1	
Creighton.....2-5	New Mexico.....1-0	Stony Brook.....2-0	
Dallas Baptist.....1-2	New Mexico State.....20-16	Sub Pacific.....0-2	
Dartmouth.....2-1	North Carolina State.....0-1	TCU.....1-2	

## Series results and records vs. opponents since 1967.

Home, road, and neutral records in parentheses.

A - indicates away games N - indicates neutral site games  
H - indicates home games

AIR FORCE • 1-1 (1-1, 0-0, 0-0)	2/20/09 A L(10) 1-2	3/05/08 H L 6-11	4/12/25 A W 9-7	4/12/03 H L 4-12	2/21/16 A L 2-19
3/26/19 H W 5-3	2/21/09 A W 9-8	4/3/14 A L 1-10	4/13/25 A L 4-12	4/14/03 H L 0-4	2/24/17 H W 2-0
3/27/19 H L 2-6	2/22/09 A L(10) 4-5	4/4/14 A L 3-9		4/16/04 A L 3-11	2/25/17 H W 16-0
		4/5/14 A W 11-7		4/17/04 A L 6-16	2/26/17 H W 8-3
		5/2/15 H L 4-6	CAL POLY • 27-51 (18-22, 9-29)	4/17/04 A L 6-16	3/2/18 A W 4-0
ALABAMA STATE • 2-2 (2-2, 0-0, 0-0)	BETHANY COL. • 2-0 (2-0, 0-0, 0-0)	3/17/16 A L 3-19	4/16/73 A L 3-5	4/18/04 A L 3-8	3/3/18 A L 1-9
2/21/14 H W 8-2	4/23/02 H W 11-0	3/18/16 A L 4-11	4/17/73 A L 7-8	4/09/05 H L 2-6	3/3/18 A L 0-9
2/22/14 H L 0-3	2/26/02 H W 14-1	3/19/16 A W 10-8	3/06/75 H W 3-2	4/09/05 H W 7-3	3/4/18 A W 8-3
2/22/14 H W 5-3		4/6/17 H L 0-6	3/30/80 A L 3-5	4/10/05 H L 3-6	
2/23/14 H L 2-5	BIOLA • 1-0 (0-0, 1-0, 0-0)	4/7/17 H L 1-12	4/02/80 A L 1-3	3/31/06 A W 11-9	
	4/03/80 A W 4-0	4/8/17 H L 2-5	3/20/89 A W 6-2	4/01/06 A L 3-6	CAL POLY POMONA • 1-1 (1-1, 0-0)
		5/17/18 A L 1-3	3/21/89 A L 8-10	4/02/06 A L 2-8	2/19/81 H W 1-0
ARIZONA • 1-3 (0-1, 0-2, 1-0)	BOISE STATE • 3-1 (3-1, 0-0, 0-0)	5/18/18 A W 9-3	2/23/90 H W 7-1	3/30/07 H L 8-13	2/18/82 H L 1-6
3/08/68 A L 2-5	3/15/76 H W(12) 7-6	5/19/18 A W 6-5	2/34/90 H L 1-6	3/31/07 H L 9-13	
3/09/68 A L 1-2	3/15/76 H W 5-2	4/25/19 H L 7-11	2/25/90 H W 4-2	4/01/07 H L 6-14	
3/29/77 N W 10-3	3/14/77 H W 4-0	4/26/19 H L 1-12	2/25/90 H W 3-2	4/11/08 A W 3-1	CSU BAKERSFIELD • 9-11 (5-4, 4-7)
3/14/22 H L 8-13	3/13/78 H L(15) 1-2	4/27/19 H L 0-5	4/18/97 A W 4-0	4/12/08 A L 4-10	5/22/09 H W 21-8
		5/13/21 H W 6-3	4/19/97 A L 2-13	4/13/08 A L 5-8	5/23/09 H W 9-8
ARIZONA STATE • 1-2 (0-0, 1-2, 0-0)	BRADLEY • 0-1 (0-0, 0-0, 0-1)	5/14/21 H L 0-5	4/20/97 A L 6-10	4/09/09 H L 7-12	5/24/09 H L 5-6
3/1/13 A L 1-8	3/13/10 N L 1-10	5/15/21 H L 0-6	4/17/98 H L 5-6	4/10/09 H W 5-4	5/14/10 A L(10) 1-4
5/13/18 A W 12-7		5/12/22 A L 7-8	4/18/98 H W 6-0	4/11/09 H L 8-13	5/15/10 A W 8-5
5/14/18 A L 3-8	BROWN • 4-0 (4-0, 0-0, 0-0)	5/13/22 A L 3-9	4/19/98 H L 3-10	5/21/10 A L 4-8	5/16/10 A L 6-15
	3/24/12 H W 11-4	5/14/22 A L 0-5	3/12/99 H W 8-5	5/22/10 A W 8-4	3/5/21 A W 12-4
ARKANSAS • 1-0 (0-0, 0-0, 0-1)	3/24/12 H W 10-0	5/11/23 H L 8-11	3/13/99 H L 4-3	5/23/10 A L 3-11	3/6/21 A W 8-5
3/3/13 N W 4-3	3/25/12 H W 5-4	5/12/23 H L 2-9	3/14/99 H W 9-3	5/20/11 H W 6-1	3/6/21 A L 9-10
	3/26/12 H W 16-6	5/13/23 H W 11-5	5/07/99 H W 10-6	5/21/11 H L 2-3	3/7/21 A L 1-2
ARMY REDLANDERS • 1-0 (0-0, 0-0, 1-0)	BYU • 12-22 (8-14, 4-8, 0-0)		5/08/99 H L 2-5	5/22/11 H L 0-21	3/11/22 H L 5-8
3/22/70 N W 14-4	2/14/02 H W 4-3	CAL BAPTIST • 5-6 (3-1, 2-5, 0-0)	5/09/99 H W 3-1	4/27/12 A L 1-7	3/12/22 H W 3-2
	2/15/02 H W 8-4	3/7/19 A L 0-6	3/31/00 A L 3-5	4/28/12 A L 4-15	3/13/22 H W 10-7
BALL STATE • 1-0 (0-0, 0-0, 1-0)	2/16/02 H L 2-5	3/8/19 A L 2-3	4/01/00 A L 4-6	4/29/12 A L 4-6	3/20/23 A L 6-12
2/17/01 N L 3-9	2/06/04 H W 5-4	3/9/19 A L 3-10	4/02/00 A W 10-4	5/23/13 H L 4-8	4/9/24 H W 11-1
	2/09/06 H W 2-1	3/10/19 A W 11-5	4/19/01 H W 3-2	5/24/13 H L 3-8	4/30/24 A L 1-11
BAYLOR • 2-3 (1-1, 1-2, 0-0)	2/10/06 H W 6-3	2/14/20 H W 9-5	4/21/01 H L 10-11	5/25/13 H W 7-4	3/4/25 H L 0-6
3/10/06 H L 4-5	2/11/06 H W 4-3	2/15/20 H L 1-5	4/22/01 H L 3-6	3/6/15 H L 3-11	3/12/25 A W 11-10
3/03/07 H W 3-1	3/04/08 H L 5-7	2/16/20 H W 13-2	4/05/02 A L 8-15	3/7/15 H L 4-12	4/15/25 H L 0-7
		2/17/20 H W 14-12	4/06/02 A L 11-13	2/19/16 A L 2-6	
		4/11/25 A L 1-5	4/07/02 A W 10-9	2/20/16 A L 3-6	
			4/11/03 H W 14-6	2/20/16 A L 6-7	

# SERIES RESULTS

CS FULLERTON •13-82 (5-39, 8-43)	4/22/07 A L 1-12	5/11/73 A L 0-1	2/26/85 A L 7-13	5/05/67 H W 5-4
3/29/75 H L 1-3	4/18/08 H L 4-15	5/12/73 A L 1-2	4/10/85 H W 8-3	3/15/69 A W 6-0
3/30/75 H L 4-7	4/19/08 H L 1-11	5/12/73 A L 1-6	4/09/86 A L 4-12	3/15/69 A W 8-3
3/30/75 H L 3-5	4/20/08 H L 1-2	2/22/91 H W 8-7	2/10/87 H L 5-6	3/14/70 H L 1-2
3/26/76 A L 8-11	4/17/09 A W 5-4	2/23/91 H L 6-5	2/18/87 A L 0-6	3/13/71 A W 10-5
3/27/76 A L 1-6	4/18/09 A W 14-10	2/23/91 H W 7-2	2/23/88 H L 5-6	3/13/71 A L 1-17
3/27/76 A L 0-10	4/19/09 A L 3-4	3/3/94 H W 2-1	3/16/88 A L(10) 6-10	3/07/72 H L 3-4
3/13/82 A L 7-8	4/30/10 H L 2-6	3/4/94 H W 2-1	3/28/89 A L 1-10	3/07/72 H L 0-1
3/13/82 A L 0-8	5/1/10 H L 7-11	3/5/94 H W 13-9	4/18/89 H L 2-7	3/06/73 A L 1-2
3/21/85 A L 2-4	5/2/10 H L 18-10	3/22/96 H W 6-3	2/14/90 A L 1-10	3/06/73 A W 4-3
3/22/85 A L 2-8	4/29/11 A L 6-12	3/23/96 H L 5-6	4/17/90 H L 4-6	3/02/74 H W 5-1
3/22/85 A L 0-4	4/30/11 A W 8-7	3/24/96 H W 8-7	4/30/91 H L 7-6	3/02/74 H W 7-1
5/02/86 H L 2-6	5/1/11 A L 4-6	2/21/97 H W 15-7	3/05/91 A L 10-7	3/28/75 A L 2-11
5/03/86 H L 3-9	5/4/12 H L 2-5	2/22/97 H W 13-0	1/28/92 H L 3-5	3/28/75 A W 6-3
5/04/86 H L 3-9	5/5/12 H L 4-21	2/23/97 H W 3-2	2/02/93 H W 6-3	3/06/76 H W 1-0
5/08/87 A L 4-13	5/6/12 H L 0-10		5/04/93 A W 11-6	3/06/76 H W 7-0
5/09/87 A L 2-12	3/28/13 A L 2-9	CS NORTHRIDGE •23-32 (12-17, 11-15)	2/01/94 A L 2-3	3/02/77 A W 6-4
5/10/87 A W 4-3	3/29/13 A L 6-11	3/22/89 A W 5-4	4/13/94 H W 6-5	4/10/78 H L 5-6
3/18/88 H L 0-5	3/30/13 A L 0-25	3/23/90 H L 6-8	2/14/95 H L 3-6	4/03/79 A L 4-5
3/19/88 H L(12) 8-15	CS HAYWARD • 35-14 (25-5, 10-9)	3/24/90 H L 5-6	2/21/95 A L 3-17	3/08/80 H L 1-4
3/20/88 H W(14) 7-6	5/07/67 A L 2-12	3/24/90 H L 2-9	4/09/96 A L 5-6	3/08/80 H W 2-1
3/31/89 A L 0-2	5/07/67 A W 4-2	3/23/01 H L 4-11	3/18/98 H L 5-11	3/14/81 A L 5-6
4/01/89 A L 2-10	5/07/68 H W 5-0	3/24/01 H L 2-6	4/13/99 H L 4-6	3/14/81 A W 5-2
4/02/89 A W 3-2	5/07/68 H W 2-1	3/25/01 H L 1-8	4/20/99 H L 0-10	2/01/83 H W 14-5
4/05/91 A L 3-1	5/06/69 A L 0-1	5/04/01 A W 12-4	4/28/99 H L 5-13	2/22/84 A W 8-7
4/06/91 A L 13-2	5/05/70 H W 5-3	5/05/01 A W 9-4	4/25/00 A L 3-10	2/05/86 A W 9-4
4/07/91 A L 12-7	3/10/73 H L 0-1	5/06/01 A L 4-5	2/13/01 H L 5-6	4/07/87 H W 10-9
3/27/92 H L 0-4	3/10/73 H W 4-3	5/03/02 H L 0-1	3/27/01 A W 9-8	2/19/88 H W 11-6
3/28/92 H L 6-22	4/28/73 H W 3-2	4/04/02 H L 1-4	3/16/04 A L 4-8	2/20/88 A L 9-12
3/29/92 H W 3-2	4/28/73 H W 6-0	4/05/02 H L 3-10	4/20/04 H L 2-8	2/20/88 A W(8) 6-4
3/27/93 A L 1-8	3/19/74 A L 0-6	5/16/03 A L 12-13	2/01/05 A W 5-4	2/03/89 A L 3-5
3/27/93 A L 3-8	5/07/74 H W 6-4	5/17/03 A W 11-7	3/15/06 H L 0-2	2/05/89 H W 3-0
3/28/93 A W 6-2	3/10/75 A W 5-4	5/18/03 A L 3-5	3/17/06 A L 1-3	2/05/89 H W 5-2
4/22/94 H L 0-4	4/15/75 H W 6-5	5/21/04 H L 3-19	3/18/06 H W 10-3	3/31/93 A L 0-1
4/24/94 H L 1-4	3/09/76 A L 8-13	5/22/04 H L 3-8	3/19/06 A W 6-5	2/12/93 H W 7-2
4/21/95 A L 1-2	4/21/76 H W 7-3	3/23/04 H L 4-23	5/23/06 H L 2-3	3/15/94 H W 8-5
4/22/95 A L 5-9	2/15/77 A L 3-4	5/13/05 A W 13-6	4/15/08 H L 1-14	2/06/96 H L 3-4
4/23/95 A L 0-5	4/05/78 A W 3-0	5/14/05 A W 12-5	3/17/09 H L 2-12	
3/07/96 H L 5-9	4/25/78 H W 1-0	5/15/05 A L 8-9	4/28/09 A W 16-11	CLEMSON • 0-3 (0-0, 0-3)
3/08/96 H L 11-13	3/21/79 A W 12-7	5/26/06 H W 6-2	4/21/10 A L 6-13	2/23/07 A L 3-8
3/09/96 H L 4-16	4/17/79 H L 2-4	5/27/06 H W 4-1	4/5/11 A W 7-4	2/24/07 A L 3-4
5/15/97 A W 6-4	3/12/80 A W 8-0	5/28/06 H W 4-2	5/24/11 H L 2-9	2/24/07 A L 4-5
3/27/97 A W 8-0	2/24/82 A W 9-5	2/02/07 H L 7-11	2/17/12 A L 1-9	
3/28/97 A L 3-17	4/19/82 H W 3-2	2/03/07 H L 1-2	2/18/12 H L 3-6	COLUMBIA • 1-0 (1-0, 0-0)
3/29/97 A L 4-16	2/24/84 H L 7-10	2/04/07 H W 12-0	2/19/12 A L 3-9	3/13/01 H W 10-1
4/04/98 H L 2-9	2/25/84 A L 4-1	5/25/07 A L 7-1	4/30/13 H L 2-13	
4/04/98 H L 1-11	2/25/84 A L 2-3	5/26/07 A L 4-9	3/10/15 H L 6-13	COPPIN STATE • 5-0 (5-0, 0-0)
4/05/98 H L 1-15	2/19/85 H W 6-4	5/27/07 A W 6-0	2/19/21 A L 3-4	2/21/03 H W 17-1
4/01/99 H L 7-13	2/28/86 H W 2-1	5/16/08 H W 17-5	2/20/21 A W 6-3	2/21/03 H W 2-1
4/02/99 H L 2-15	3/01/86 A L 5-6	5/17/08 H L 3-10	2/21/21 H W 5-2	2/22/03 H W 17-3
4/03/99 H W 4-3	3/01/86 A W 14-0	5/18/08 H W 8-4	2/22/21 H W 7-6	2/22/03 H W 14-0
3/17/00 A L 2-7	3/04/87 H W 9-8	5/15/09 A L 4-5	4/26/22 A L 8-9	2/23/03 H W 12-0
3/18/00 A L 3-8	3/29/88 A W 11-9	5/16/09 A W 11-0	4/3/23 A L 4-5	
3/19/00 A L 6-9	2/03/91 H L 2-1	5/17/09 A L 9-10	4/2/24 A L(7) 1-17	CORNELL • 3-0 (3-0, 0-0)
5/12/00 H L 2-9	2/03/91 H W 3-0	4/23/10 H L 1-8	4/23/24 H L 3-12	3/19/96 H W 25-4
5/13/00 H L 0-3	2/01/92 H W 8-1	4/24/10 H W 4-1	4/7/25 A L 8-14	3/20/96 H W 18-7
5/14/00 H L 5-21	2/02/92 A L 6-7	4/25/10 H W 12-4	5/6/25 H L(7) 3-13	3/21/96 H W 23-13
4/06/01 A L 1-6	1/29/93 A L 3-10	4/21/11 A L 6-13		
4/07/01 A L 1-3	1/30/93 H W 10-7	4/22/11 A W 4-3	CALIFORNIA • 20-55 (11-28, 9-27)	CAL WESTERN • 0-1 (0-0, 0-0, 0-1)
4/08/01 A L 0-28	1/31/93 H L 3-9	4/23/11 A W 13-11	3/30/67 A L 8-9	0-0, 0-1)
4/12/02 H L 4-5	1/28/94 H W 6-3	5/25/12 H W 7-4	3/06/68 H L 1-2	3/31/69 N L 1-3
4/13/02 H W 8-7	1/29/94 A W 13-3	5/26/12 H W 2-1	2/25/70 H L 3-12	CREIGHTON • 2-5 (1-3, 1-2)
4/14/02 H L 4-11	1/30/94 H W 8-7	5/27/12 H W 6-1	2/23/71 A L 6-8	3/14/96 H L 5-14
4/04/03 A L 1-10	1/25/96 H W 16-1	4/26/13 A L 1-6	2/15/72 H W 3-1	3/9/12 H L 9-11
4/05/03 A L 0-7	1/29/96 H W 4-2	4/27/13 A L 2-5	3/11/73 A L 6-11	3/10/12 H W 9-3
4/06/03 A L 2-4	1/24/97 H W 9-1	4/28/13 A L 7-8	2/19/74 H W 5-4	3/11/12 H L 2-12
4/08/04 H L 1-16	3/10/98 H W 7-5	2/25/22 A L 3-8	2/26/75 A L 0-3	3/15/13 A L 2-7
4/09/04 H L 0-13	2/18/98 H W 5-3	2/26/22 A L 2-16	2/18/76 H L 1-4	3/16/13 A W 5-2
4/10/04 H L 5-13	2/18/98 H W 7-5	2/27/22 A L 6-14	2/28/78 A L 0-4	3/17/13 A L 2-5
4/15/05 A L 5-8		3/10/23 H W 4-2	2/27/79 H W 8-6	
4/16/05 A L 1-11	CS LOS ANGELES • 12-7 (11-4, 0-3, 1-0)	3/11/23 H L (5) 1-2	3/25/80 A W 11-5	CENTENARY • 1-0 (1-0, 0-0, 0-0)
4/17/05 A L 4-9	4/11/68 H W 6-4		3/10/81 H W 9-7	2/01/00 H W 4-0
4/21/06 H L 1-8	4/07/72 H W 4-3	CS SAN BERNARDINO • 1-1 (1-1, 0-0)	2/02/82 A L 8-12	CENTRAL WASH. • 1-0 (1-0, 0-0)
4/22/06 H L 1-11	4/08/72 H L 0-1	2/13/93 H L 8-13	2/04/83 H W 8-7	2/24/92 H W 16-4
4/23/06 H L 4-8	4/08/72 H L 0-2	2/14/93 H W 6-4	4/05/83 H L 3-4	CHICAGO STATE • 3-0 (3-0, 0-0, 0-0)
4/20/07 A L 1-18			2/01/84 H L 6-8	2/16/19 H W 7-2
4/21/07 A L 0-2			3/21/84 A W 9-7	2/17/19 H W 9-3
				CHICO STATE • 24-14 (14-6, 10-8)

# SERIES RESULTS

3/18/09 H W 8-7	3/29/80 A L 6-11	4/18/23 H L(10) 7-8	3/7/20 A L 5-10	3/10/18 A L 1-3	5/09/75 A W 5-2
E. CONNECTICUT • 1-1 (1-1, 0-0)	3/29/80 A L 0-2	3/5/24 A L(10) 8-9	3/8/20 A W 8-0	3/11/18 A L 2-4	5/10/75 A L 2-3
3/17/84 H W 4-3	4/15/80 H L 1-2	5/7/24 H W 6-4			5/10/75 A W 3-2
3/17/84 H L(11) 1-5	2/14/81 A L 5-6	4/29/25 H L 0-7	HAWAII • 6-17 (4-4, 2-13, 0-0)	INDIANA STATE • 1-2 (0-0, 1-2)	5/07/76 H W 3-0
E. MICHIGAN • 2-0 (2-0, 0-0)	2/14/81 A L 1-5	5/13/25 A L(7) 0-10			5/08/76 H L 1-8
3/08/01 H W 8-0	2/15/81 A L 4-10				5/08/76 H L 2-6
3/09/01 H W 4-3	3/29/81 H W 2-1	FORDHAM • 3-0 (2-0, 0-0, 1-0)	3/21/70 A W 3-2	3/14/25 A L 3-5	3/29/85 H W 5-0
E. OREGON • 1-1 (1-1, 0-0)	3/29/81 H L 2-3	3/08/02 H W 8-0	4/20/75 A L 2-4	3/15/25 A W(8) 14-2	3/30/85 H W 4-3
3/27/69 H L 2-3	4/28/81 H L 5-6	3/09/02 H W 21-10	4/21/75 A L 5-13	3/16/25 A L(7) 2-12	3/30/85 H L 2-4
3/20/94 H W 8-4	3/05/82 H L 3-4	3/12/02 N W 15-6	4/23/75 A L 4-5		5/09/86 A W 10-2
FLORIDA STATE • 0-4 (0-0, 0-4)	3/06/82 H W 3-1		4/24/75 A L 2-3	JOLLY ROGER • 1-0 (0-0, 0-0, 1-0)	5/10/86 A W 9-6
5/5/17 A L 8-9	3/06/82 H L 3-8	GEORGE WASHINGTON • 3-0 (3-0, 0-0)	4/11/76 A L 1-11	3/20/70 N W 6-4	5/11/86 A L 6-13
5/6/17 A L 3-5	4/16/82 A L 5-6		4/15/76 A L 0-5		3/27/87 H W 7-2
5/6/17 A L 5-18	4/17/82 A L 5-14	3/03/00 H W 5-2	4/23/82 H L 3-8	KANSAS • 1-0 (1-0, 0-0, 0-0)	3/28/87 H L 6-10
5/7/17 A L 3-5	4/17/82 A L 5-9	3/04/00 H W 10-9	5/25/04 H L 10-12	2/19/99 H W 9-6	3/29/87 H W 9-5
FRESNO ST • 49-88 (30-35, 19-53)	4/30/83 A L 2-13	3/05/00 H W 13-7	2/17/05 A L 3-9	4/12/24 A L 7-18	3/31/88 A W 14-4
3/14/67 A L 1-2	5/01/83 A L 4-21	GEORGETOWN • 1-0 (1-0, 0-0)	2/18/05 A L 2-10	4/13/24 A L 3-12	4/01/88 A L 3-4
3/14/67 A W 2-1	5/01/83 A W 8-7	3/07/99 H W 4-2	2/19/05 A L 8-9	4/14/245 A L(7) 3-19	4/02/88 A W 19-5
3/23/68 H W 2-0	5/02/83 H W 3-2	GONZAGA • 9-41 (5-19, 2-20, 2-2)	2/20/05 A W 2-1		4/07/89 H L 1-5
3/23/68 H W 2-1	5/02/83 H W 4-2		3/23/05 H W 7-2	KANSAS STATE • 2-7 (0-5, 1-2, 1-0)	4/08/89 H L 0-2
3/22/69 A W 7-0	3/31/84 H L 4-11	3/15/02 N W 10-8	2/09/07 A L 1-13	3/24/70 N W 3-0	4/09/89 H L 0-10
3/22/69 A W 2-1	4/01/84 H L 4-5	3/07/08 H L 4-8	2/10/07 A L 3-4	2/26/09 H L 4-7	5/10/90 A L 1-14
3/10/70 H L 0-1	4/01/84 H W 4-3	3/08/08 H L 5-11	2/11/07 A L 3-8	2/19/11 H L 3-5	5/11/90 A L 0-17
3/10/70 H W 2-1	4/25/84 A L 3-18	3/09/08 H L 7-16	4/10/07 H W 4-3	2/19/11 H L 4-7	5/12/90 A L 1-11
3/09/71 A W 5-1	4/25/84 A L 1-2	3/20/09 A L 3-8	5/3/13 H L 2-5	2/20/11 H L 6-7	5/10/91 H L 14-6
3/09/71 A L 0-8	3/15/85 A W(10) 3-2	3/21/09 A L 8-9	5/4/13 H L 3-4	2/26/11 H L 2-6	5/11/91 H W 2-1
4/14/72 H W 3-1	3/16/85 A L 2-7	3/22/09 A L 4-5	5/5/13 H W 6-5	3/2/12 A W 7-2	5/12/91 H L 11-0
4/15/72 H W 6-2	4/19/85 H L 2-3	3/11/10 N W 6-1	4/2/18 H W 10-1	3/3/12 A L 1-12	3/13/92 A L 3-6
4/15/72 H W 2-1	4/20/85 H L 0-8	3/4/11 H L 4-7	HAWAII-HILO • 9-3 (5-1, 4-2, 0-0)	3/4/12 A L 3-9	3/14/92 A L 7-20
3/30/73 A L 0-2	4/20/85 A W 5-4	3/5/11 H L 5-6	1/17/97 A L 3-4		3/15/92 A L 3-11
3/31/73 A W 6-4	4/11/86 A W 4-3	3/6/11 H L 0-4	1/17/97 A W 7-4	LAMAR • 0-4 (0-0, 0-3, 0-1)	3/12/93 H L 2-7
3/31/73 A L 4-10	4/12/86 A L 3-13	3/16/12 A L 4-6	1/18/97 A W 9-5	4/15/22 N L 2-13	3/13/93 H W 1-0
4/19/73 A L 1-15	4/13/86 A L 0-9	3/17/12 A L 0-2	1/18/97 A W 13-3	3/15/24 A L 1-3	3/14/93 H W 7-6
4/20/73 A L 14-15	4/16/87 H L 1-0	3/18/12 A W 4-2	1/19/97 A L 6-12	3/16/24 A L 1-5	5/13/94 A L 2-13
4/21/73 A L 4-8	4/17/87 H L 4-8	2/23/13 H L 8-9	1/19/97 A W 3-2	3/16/24 A L 0-3	5/14/94 A L 1-8
4/02/74 A W 5-4	4/24/88 A L 1-4	2/24/13 H W 9-3	4/18/02 H L 1-9	4/28/95 H L 2-6	5/15/94 A L 0-3
4/02/74 A L 5-6	4/25/88 A L 1-18	3/2/13 N L 3-7	4/19/02 H W 4-1	4/30/95 H L 6-8	4/28/95 H L 2-6
4/12/74 H L 0-1	4/26/88 A L 6-14	2/15/14 N W 9-5	4/20/02 H W 10-3	4/30/95 H L 2-9	4/30/95 H L 6-8
4/13/74 H L 3-5	4/21/89 H L 0-6	3/21/14 H W 6-2	4/20/02 H W 13-1	3/29/96 A L 7-11	4/30/95 H L 2-9
4/13/74 H L 5-13	5/17/89 H L 2-5	3/22/14 H L 7-10	4/23/03 H W 10-0	3/30/96 A L 0-3	3/29/96 A L 7-11
4/30/74 H L 1-4	3/30/90 A L 1-11	3/23/14 H L 4-5	4/05/05 H W 11-5	LAFAYETTE • 2-1 (2-1, 0-0, 0-0)	3/30/96 A L 0-3
4/30/74 H W 6-5	3/31/90 A L 1-3	5/9/15 A L 2-19	HAWAII MARINES • 1-0 (0-0, 0-0, 1-0)	3/18/04 H W 4-2	3/31/96 A L 9-11
4/04/75 A W 4-2	4/01/90 A L 1-2	5/10/15 A L 3-6	3/23/70 N W 6-1	3/19/04 H L 3-13	5/17/97 A L 6-7
4/18/75 H W 10-1	3/28/91 H L 6-1	4/1/16 H L 0-6	HOUSTON • 4-2 (3-0, 1-2, 0-0)	3/20/04 H W 12-7	5/16/97 A L 0-4
4/19/75 H W 2-0	3/29/91 H L 6-3	4/2/16 H L 3-5	2/22/08 A L 1-3	LEWIS & CLARK • 2-1 (2-1, 0-0)	4/04/97 H L 4-10
4/19/75 H W 6-1	3/30/91 H L 18-2	4/3/16 H L 5-10	2/23/08 A W 4-3	2/28/92 H W 10-5	4/05/97 H L 1-11
5/11/75 A W 13-8	4/10/92 A L 1-6	3/17/17 A L 0-4	2/24/08 A L 9-10	3/01/92 H L 3-6	4/06/97 H L 3-10
5/11/75 A L 2-3	4/11/92 A L 0-4	3/18/17 A L 0-9	3/13/09 H W 13-1	3/19/94 H W 15-3	3/27/98 A L 0-3
4/02/76 A W 5-3	2/16/93 A L 5-10	4/13/18 H W 2-1	3/14/09 H W 7-6	LIBERTY • 0-0-1 (0-0, 0-0, 0-0-1)	3/28/98 A L 5-7
4/03/76 A W 8-5	3/08/94 H W 5-1	4/14/18 H L 2-5	3/15/09 H W 10-2	3/11/02 N T 9-9	3/29/98 A W 5-1
4/03/76 A W 4-3	4/11/95 H L 2-11	4/15/18 H L 1-7	HUMBOLDT STATE • 14-2 (14-2, 0-0)		3/26/99 H L 0-9
4/18/76 H W 6-1	1/31/95 A L 2-3	4/6/19 A L 7-9	3/24/71 H W 3-2	LINFIELD COLLEGE • 4-2 (4-2, 0-0)	3/27/99 H W 8-3
4/19/76 H L 2-6	2/04/97 A W 7-4	4/6/19 A W 6-0	3/24/71 H W 4-2	3/18/70 H W 1-0	3/28/99 H W 7-5
4/19/76 H L 6-7	3/03/98 H W 14-3	4/7/19 A L 0-3	3/18/72 H W 11-0	3/19/04 H L 3-13	3/24/00 H L 2-9
2/11/77 A L(11) 3-4	2/10/98 A W 4-2	4/1/21 A L 0-9	3/18/72 H W 4-1	3/20/04 H W 12-7	3/25/00 H L 4-10
2/12/77 A L 4-6	4/11/00 A L 5-12	4/2/21 A L 0-6	3/09/73 H L 1-2	LEWIS & CLARK • 2-1 (2-1, 0-0)	3/26/00 H L 2-5
2/12/77 A L 2-4	3/20/01 H L 2-8	4/3/21 A L 1-2	3/09/74 H W 5-0	3/18/04 H L 3-13	5/05/00 A L 3-12
3/10/78 H W 1-0	3/16/02 A L 2-9	3/18/22 H L 0-13	3/09/74 H W 5-0	3/19/04 H W 12-7	5/06/00 A L 4-11
3/11/78 H L(13) 3-6	3/19/13 H W 11-4	3/19/22 H L 7-9	3/01/75 H L 2-4	LIBERTY • 0-0-1 (0-0, 0-0, 0-0-1)	5/07/00 A L 3-4
3/11/78 H W 2-1	4/2/13 A L 3-4	3/20/22 H L 3-5	3/02/75 H W 13-2	3/18/70 H W 1-0	4/12/01 H L 2-14
4/28/78 A L 1-7	4/1/14 A L 7-3	4/28/23 A L 5-8	3/02/75 H W 3-0	3/23/72 H L 2-7	4/13/01 H L 4-5
4/29/78 A L 0-10	4/15/14 H W 6-4	4/29/23 A L 3-4	3/19/76 H W 13-2	3/23/72 H L 0-3	4/14/01 H L 2-8
4/29/78 A L 3-7	4/5/16 H W 15-6	4/30/23 A L 7-8	3/20/76 H W 5-4	3/22/75 H W 2-0	5/17/02 A L 5-7
2/02/79 A L 9-22	2/28/17 A L 4-10	5/3/24 H L 7-11	3/20/76 H W 6-1	3/22/75 H W 11-2	5/18/02 A L 4-5
2/03/79 A L 2-6	4/19/17 H W 12-11	5/4/24 H W 8-2	3/04/77 H W 4-0	3/26/75 H W 6-5	5/19/02 A L 0-5
2/03/79 A W 3-1	3/19/19 H L 2-17	5/5/24 H L 9-10	3/05/77 H W 8-1	LONG BEACH ST • 29-82 (17-39, 12-42, 0-1)	5/02/03 H L 2-16
5/11/79 H L 0-5	4/23/19 A L 3-11	3/28/25 A L 1-8	3/05/77 H W 5-0	4/01/69 N L 4-11	5/03/03 H L 2-7
5/12/79 H L 0-3	3/11/20 A L 6-7	3/29/25 A L 4-13	INDIANA • 1-2 (0-0, 1-2)	5/12/72 A L 2-7	5/04/03 H L 2-6
5/12/79 H L 0-5	3/17/21 H W 3-2	3/30/25 A L(7) 0-10	3/9/18 A W 2-1	5/13/72 A W 1-0	5/07/04 A L 0-3
3/28/80 A L 2-5	3/24/21 A L 4-5	GRAND CANYON • 1-2 (0-0, 1-2)		5/13/72 A L 2-3	5/08/04 A L 0-5
	4/7/21 A W 14-10			3/23/73 H W 9-0	5/09/04 A L 1-6
	4/5/22 A W 8-7			3/23/73 H L 4-7	4/22/05 H W 5-1
	3/7/23 A L 4-5			3/24/73 H W 4-2	4/23/05 H L 2-11
				4/05/74 A L 2-4	4/24/05 H L 2-9
				4/06/74 A W 8-1	4/28/06 A L 2-5
				4/06/74 A W 6-2	4/28/06 A L 5-7
					4/30/06 A L 3-9
					4/27/07 H L 6-8

# SERIES RESULTS

4/28/07 H L 4-8	MAINE • 2-0 (2-0, 0-0)	5/02/81 H W 4-3	5/21/00 A L 1-7	5/01/98 H W 8-7	
4/29/07 H L 9-14	3/10/94 H W 12-8	3/20/82 A L 9-10	1/25/01 H W 5-3	5/02/98 H W 11-8	OREGON • 4-2 (3-2, 0-0, 1-0)
4/25/08 A L 3-10	3/10/94 H W 9-6	3/21/82 A W 4-2	1/26/01 H W 16-15	5/03/98 H W 9-1	3/27/75 H L 3-6
4/26/08 A L 13-14		3/21/82 A L 5-6	1/27/01 H L 0-6	3/13/98 A L 10-13	3/27/75 H L 2-3
4/27/08 A L 6-7	MICHIGAN • 0-1 (0-0, 0-0, 0-1)	4/30/82 H W 5-2	3/19/02 A L 6-7	3/14/98 A W 7-6	3/21/77 H W 6-2
4/24/09 H L 1-5	3/12/06 N L 9-13	5/01/82 H W 9-4	5/07/02 A L 9-11	3/15/98 A W 15-8	3/24/78 N W 4-1
4/25/09 H L 6-19		5/01/82 H L 3-5	1/31/03 H W 9-7	4/23/99 H W 9-4	3/18/79 H W 9-1
4/26/09 H L 3-10	MILWAUKEE • 1-2 (1-2, 0-0)	4/21/83 H L 3-4	2/01/03 H L 2-7	4/24/99 H L 0-6	3/19/80 H W 8-4
4/1/10 A W(9) 2-1	2/24/23 H W 9-6	4/22/83 H W 3-1	2/02/03 H W 5-4	4/25/99 H W 9-3	5/13/14 A L 8-14
4/2/10 A L 4-13	2/25/23 H L 3-4	4/22/83 H W 4-0	3/07/03 A L 5-14	4/20/00 A L 12-13	
4/3/10 A L 2-8	2/26/23 H L 2-4	5/13/83 A W 7-5	3/08/03 A W 11-6	4/21/00 A W 12-5	OREGON STATE • 6-15 (6-8, 0-3, 0-4)
4/1/11 H L 0-20	MINNESOTA • 2-6 (2-5, 0-0, 0-1)	5/13/83 A L 3-9	3/25/03 A W 17-8	4/22/00 A W 17-7	3/29/77 N W 5-4
4/2/11 H L 3-5	3/14/03 H L 3-10	3/28/84 H L 0-7	2/06/05 H W 11-2	3/3/23 A W 6-4	3/28/78 H L 9-12
4/3/11 H W 5-4	3/15/03 H L 0-4	3/28/84 H W 2-0	5/11/04 A L 6-17	3/4/23 A W(10) 4-3	3/17/80 H L 3-4
5/18/22 A L 4-5	3/16/03 H L 2-10	4/21/84 A L 7-9	2/04/05 H L 4-5	3/5/23 A W 13-4	3/25/81 H L 5-6
5/19/12 A W 5-3	3/14/08 H W 1-0	4/22/84 A L 5-8	2/05/05 H L 0-1		3/24/82 H L 1-3
5/20/12 A L 1-5	3/15/08 H L 5-11	4/22/84 A W 4-1	2/06/05 H W 11-2	N. CAROLINA ST • 0-1 (0-0, 0-0, 0-1)	2/28/89 H W 3-0
4/5/13 H W 3-1	3/3/24 N L 3-15	4/29/85 A L 8-9	4/12/05 A W 15-5	2/25/11 N L 4-13	3/01/89 H L 3-19
4/6/13 H L 2-6	3/4/24 H L 5-12	3/04/86 H W 5-4	2/24/06 A W 7-6		2/27/90 H W 4-3
4/7/13 H W 8-6		2/20/87 H L 1-4	2/25/06 A L 3-4	NORTH DAKOTA STATE • 1-2 (1-2, 0-0)	2/28/90 H W 4-3
4/16/21 H L 2-3		2/21/87 H W 3-2	2/26/06 A W 2-1		3/16/96 H L 2-11
4/17/21 H W 17-12	NEBRASKA • 0-1 (0-0, 0-0, 0-1)	2/21/87 H L 0-5	4/18/06 H W 8-3		3/11/96 H W 6-2
4/18/21 H L 10-28	2/14/14 N L 3-5	3/17/87 A W 11-8	2/16/07 H L 0-7		2/10/96 H L 4-5
		2/02/88 H L 2-14	2/17/07 H W 3-2		2/10/96 H L 3-5
LOUISIANA TECH • 1-0 (0-0, 0-0, 1-0)		3/04/88 A L 4-9	2/18/07 H W 7-6		2/11/96 H W 4-3
3/11/06 N W 11-9	NEVADA • 67-111 (39-47, 28-64)	3/05/88 A L 3-6	4/03/07 A L 1-5		3/28/06 H L 4-6
		3/05/88 A L 3-4	3/18/08 A L 0-10	NORTHERN COLORADO • 6-1 (6-1, 0-0, 0-0)	5/23/08 A L 2-15
LOYOLA MARYMOUNT • 16-30 (8-16, 4-14, 1-0)		3/14/89 A W 17-6	4/08/08 H W 14-3		5/24/08 A L 6-8
4/20/68 H W 4-1	3/10/67 A W 7-6	2/25/89 H L 2-12	4/21/09 A W 10-7		5/25/08 A L 0-2
4/20/68 H W 4-0	4/04/68 H W 5-0	2/26/89 H L 2-5	2/27/10 H W 11-6		2/23/12 N L 7-10
4/19/69 A L 8-11	4/04/68 H L 3-5	2/13/90 H L 5-10	2/27/10 H W 6-4		2/16/14 N L 6-14
4/19/69 A W 6-0	5/08/70 A W 6-2	3/20/90 A W 12-10	2/28/10 H L 3-10		2/17/14 N L 0-7
4/24/70 A W 11-8	5/09/70 A L 3-7	5/07/91 H L 4-1	3/11/11 A L 6-10		
4/25/70 A L 4-6	5/09/70 A W 7-6	2/16/91 A L 10-7	3/12/11 A L 5-6		PACIFIC UNIV. • 4-0 (4-0, 0-0)
4/25/70 A L 4-11	3/19/71 H W 16-0	2/17/91 A L 5-2	3/13/11 A L 4-9		3/20/75 H W 3-1
4/30/71 H W 2-1	3/20/71 H W 4-0	2/08/92 H W 5-2	4/2/12 A L 4-15		3/20/75 H W 6-5
5/01/71 H L 0-9	3/20/71 H W 3-1	2/22/92 H L 0-1	3/5/13 H L 9-11		3/18/76 H W 3-1
5/01/71 H L 0-5	3/15/73 H W 11-3	2/23/92 H L 1-5	4/23/13 A L 4-6		3/18/76 H W 13-0
3/22/78 N W 8-0	3/15/73 H W 6-1	2/29/92 H L 7-9	3/4/14 H L 4-8		
3/09/87 A L 4-8	5/03/74 A W 14-7	5/05/92 A L 6-11	3/11/14 A L 6-7		PENN STATE • 2-2 (2-2, 0-0, 0-0)
3/13/90 A L 5-12	5/04/74 A L 4-5	4/08/93 H L 3-8	2/27/15 A L 1-5		3/06/96 H W 7-3
3/14/90 A L 2-9	5/04/74 A W 4-0	4/09/93 H L 1-2	3/1/15 A L 4-7		3/4/17 H L 4-11
5/16/14 H L 0-4	3/14/75 H W 5-0	4/10/93 H L 2-3	3/2/15 A L 12-13		3/5/17 H L 2-11
5/17/14 H L 1-2	3/15/75 H L 6-8	4/08/94 A L 8-10	5/3/16 H L 5-10		3/6/17 H W 6-1
5/18/14 H W 6-2	3/15/75 H L 6-7	4/09/94 A L 6-7	3/6/18 H W 10-9		
4/18/15 A L 4-5	3/12/76 A L 1-3	4/10/94 A L 13-15	4/17/18 A L 5-7		PEPPERDINE • 20-28 (12-10, 8-18)
4/19/15 A L 2-3	3/13/76 A W 11-8	4/08/95 A L 5-20	5/14/19 A L 2-9		3/29/68 H W 5-0
4/22/16 H W 7-1	3/13/76 A W 7-5	4/08/95 A L 1-5	3/27/23 A W 6-5		4/19/68 H W 6-2
4/23/16 H L 1-9	3/18/77 H L(13) 0-1	4/09/95 A L 5-6	3/26/24 H L 2-7		3/29/69 A W 7-1
4/24/16 H L 4-7	3/19/77 H W 7-3	5/03/96 A L 3-15	5/14/24 A L 8-9		3/29/69 A W 5-3
3/31/17 A L 7-8	3/19/77 H W 6-2	5/04/96 A L 4-9			5/01/70 H L 3-5
4/1/17 A L 4-5	4/05/77 A L 4-8	5/05/96 A L 4-13	NEW MEXICO • 1-0 (1-0, 0-0)		5/02/70 H L 3-5
4/2/17 A L 6-15	4/06/77 A L 11-14	5/17/97 H W 8-5	3/13/96 H W 5-0		5/02/70 H W 7-3
3/29/18 H L 4-13	3/03/78 A W 15-0	5/09/97 H L 8-18			5/07/71 A W 3-2
3/30/18 H W 3-2	3/15/78 A W 7-6	5/10/97 H W 4-3	NEW MEXICO ST • 20-16 (9-9, 11-7)		5/08/71 A L 0-6
3/31/18 H W 7-5	3/15/78 A L 5-7	5/11/97 H L 8-11			5/08/71 A L 0-3
3/22/19 A L 1-7	4/21/78 H W 4-2	3/21/97 A L 0-11			4/18/81 A L 6-10
3/23/19 A L 5-6	4/22/78 H W 8-1	3/22/97 A L 8-9			4/18/81 A L 4-5
3/24/19 A W 5-2	4/22/78 H L 5-8	3/23/97 A L 17-28			3/03/84 A L 0-4
5/21/21 A L 2-7	2/24/79 H L 1-4	5/08/98 A L 4-23			3/04/84 A L 1-9
5/22/21 A W 3-2	2/24/79 H L 3-11	5/09/98 A L 5-18			3/08/87 A L 2-3
5/23/21 A L 3-10	2/24/79 H L 0-7	5/10/98 A L 1-16			3/23/89 A L 0-9
4/8/22 H L 3-7	4/07/79 A W 10-4	5/14/98 H L 1-29			3/14/14 A L 3-5
4/9/22 A W 12-7	4/08/79 A W 17-8	3/20/98 H L 1-6			3/15/14 A W 6-4
4/10/22 H L 6-16	4/08/79 A L 8-9	3/21/98 H L 3-14			3/16/14 A W 7-5
5/18/23 A L 2-3	4/10/79 A W 10-2	3/22/98 H W 9-4			4/2/15 A L 4-10
5/19/23 A L 6-12	3/14/80 A W 10-8	5/14/99 H W 8-6			4/4/15 A L 5-11
5/20/23 A L 6-9	3/15/80 A L 11-12	5/15/99 H L 6-8			5/20/16 A L 0-6
4/19/24 H L 4-21	5/02/80 H W 8-6	5/16/99 H L 4-7			5/21/16 A L 0-3
4/20/24 H W(10) 4-3	5/03/80 H L 4-1	4/09/99 H L 4-16			5/22/16 A W 8-4
4/21/24 H L 11-13	5/03/80 H L 4-10	4/10/99 H L 7-10			3/25/17 H W 11-5
4/4/25 A W 6-2	5/03/80 H L 4-10	4/11/99 H L 2-11			3/25/17 H L 6-7
4/5/25 A L 3-13	3/21/81 A W 5-3	4/13/00 H L 3-8			3/26/17 H W 4-1
4/6/25 A W 14-11	3/22/81 A L 9-17	4/14/00 H L 6-10			4/6/18 A L 3-5
	5/01/81 H W 7-1	4/15/00 H L 1-12			4/7/18 A L 3-6
	5/02/81 H W 4-1	5/19/00 A L 5-15			
		5/20/00 A L 6-8			

# SERIES RESULTS

4/8/18 A W 4-3	PORTLAND STATE •6-4 (6-4, 0-0)	2/13/91 H L 2-0	4/19/22 H L 6-13	4/14/82 H W 5-0	3/16/19 A L 0-1
3/29/19 H L 3-7		4/22/92 A L 4-6	4/10/23 H L(10) 8-11	5/03/82 H W 10-2	3/17/19 A L 7-12
3/30/19 H W 3-2	3/22/77 H L(12) 1-2	5/08/92 H L 4-7	5/16/23 A L 15-18	5/11/83 H L 3-10	3/12/21 H L 1-3
3/31/19 H W 13-3	2/27/93 H W 7-3	5/15/92 H L 1-6	3/3/24 A L 4-11	5/11/83 H L 1-9	3/13/21 H L 3-4
5/27/21 H L 6-13	2/27/93 H W 7-1	4/13/93 A W 8-3	3/20/24 H W 3-2	5/14/83 A W 13-3	3/13/21 H L 4-5
5/28/21 H W 11-7	2/28/93 H L 5-6	4/27/93 H L 7-8	3/7/25 A L 5-6	5/15/83 A L 2-4	4/23/21 A W 9-4
5/29/21 H L 2-16	2/28/93 H W 8-0	4/27/94 H W 11-10	3/8/25 H W 6-5	5/15/83 A L 4-5	4/24/21 A L(10) 2-3
3/25/22 A L 4-8	2/24/95 H W 11-3	5/04/94 H W 10-9	3/9/25 A L(10) 0-1	4/07/84 H L 3-7	4/24/21 A L 2-3
3/26/22 A L 3-5	2/25/95 H W 6-3	5/02/95 A W 3-1	3/18/25 H L 3-13	4/08/84 A W 3-1	4/29/22 H W 8-7
3/27/22 A L 3-5	2/25/95 H L 0-3	5/07/96 H L 7-10		4/08/84 A L 0-11	4/30/22 H W 7-2
4/21/23 H W 8-2	2/26/95 H W 6-0	4/11/97 A W 3-2	SAMFORD • 1-0 (0-0, 0-0, 1-0)	5/02/84 H L 2-11	5/1/22 H W 7-6
4/22/23 H L 7-16	3/15/96 H L 6-8	4/12/97 H W 9-5	3/13/91 N W 4-1	5/02/84 H L 2-14	4/14/23 A L 2-6
4/23/23 H W 14-11		4/13/97 A L 6-7		2/22/85 H L 2-11	4/15/23 A L 4-13
3/22/24 A W 9-6	PRINCETON •1-0 (1-0, 0-0)	3/08/97 A L 5-6		2/23/85 A W 16-7	4/16/23 A L 7-15
3/23/24 A L 6-13	3/18/92 H W 15-3	3/09/97 H W 20-3	SAINT MARTIN'S • 1-0 (1-0, 0-0)	2/23/85 A L 5-6	5/10/24 A L 0-6
3/24/24 A L 4-11		3/07/97 H W 6-0	3/22/00 H W 8-0	2/08/86 A L 1-9	5/11/24 A L 4-7
5/9/25 H W 7-3	RHODE ISLAND •1-0 (1-0, 0-0)	4/24/98 H W 13-10		2/03/86 H W 9-8	5/12/24 A L 7-22
5/10/25 H W 7-6	3/07/97 H W 19-3	4/25/98 A L 9-23	SAINT MARY'S •73-82-2 (51-41-1, 21-41-1, 1-0)	2/03/86 H W 3-2	5/2/25 H L 2-8
5/11/25 H L 5-9		4/26/98 H L 3-16	4/08/67 H W 2-1	3/02/87 A L 7-9	5/3/25 H L 3-9
	PORTLAND • 24-32 (16-21, 7-11, 1-0)	3/06/98 A L 2-10	4/08/67 H T 1-1	3/02/87 A W 5-1	5/4/25 H L 5-11
		3/07/98 H W 17-4	4/29/67 A L 3-6	2/13/88 H W 4-3	
	SACRAMENTO ST •68-75 (37-33, 31-42)	3/08/98 A W 6-2	4/08/67 H L 1-1	2/13/88 H L 2-4	SAN DIEGO • 8-31 (5-11, 3-20)
		4/16/99 H W 5-1	4/29/67 A L 3-6	2/14/88 A L(10) 2-3	4/06/82 H W 7-2
		4/17/99 H L 3-4	4/29/67 A W 8-2	3/12/89 H L 3-4	3/30/83 A L 2-13
		4/18/99 H W 8-6	4/30/68 A W 11-4	3/12/89 H W 1-0	3/06/84 A L 4-10
		4/28/00 H L 1-9	4/30/68 A L 6-3	3/13/89 A W 3-1	2/27/09 H W 14-6
		4/29/00 H W 6-2	5/11/68 H W 8-1	4/02/91 A W 7-4	2/24/12 A L 1-6
		4/30/00 H L 3-8	5/11/68 H W 5-4	3/17/90 H L 9-10	2/26/12 A L 3-4
		3/16/01 A L 6-8	4/12/69 A L 4-6	3/17/90 H L 5-11	4/26/14 H W 5-1
		3/17/01 A W 4-2	4/12/69 A W 7-5	3/18/90 A L 1-9	4/26/14 H W 4-3
		3/18/01 A L 3-7	5/10/69 H W 5-1	3/03/92 H L 3-5	4/27/14 H L 4-6
		5/17/01 H W 6-2	5/10/69 H W 5-1	3/30/93 H W 5-4	4/10/15 A L 0-8
		5/18/01 H W 7-2	4/17/70 A W 15-2	5/05/93 H L 2-3	4/11/15 A L 5-8
		5/20/01 H L 2-5	4/18/70 H W 4-0	3/22/94 A W 5-4	4/12/15 A L 3-12
		5/24/02 A W 10-3	4/18/70 H W 3-1	4/05/94 H W 3-1	5/14/16 H L 2-8
		5/25/02 A L 1-6	4/23/71 H W 4-0	3/21/95 H W 5-3	5/14/16 H W 4-3
		5/26/02 A L 5-8	4/24/71 A L 3-9	3/28/95 A L 3-6	5/15/16 H L 5-9
		2/04/03 A L 4-5	4/24/71 A T(14) 2-2	4/30/96 H W 11-10	4/13/17 A L 5-9
		3/28/03 H W 5-4	3/04/72 H L 5-8	4/23/96 H W 8-6	4/14/17 A L 0-1
		3/29/03 A L 5-7	3/04/72 H L 2-3	4/15/97 H W 4-0	4/15/17 A L 4-10
		3/30/03 H L 0-5	2/18/73 H L 3-4	2/18/97 H L 1-10	3/23/18 H L 4-7
		3/25/04 H L 9-16	4/27/73 A L 5-6	4/14/98 A W 13-12	3/24/18 H L 0-9
		3/26/04 H L 5-15	3/01/74 H W 7-4	2/24/98 H L 2-7	3/25/18 H W 9-7
		3/27/04 A L 4-5	3/05/74 H W 7-4	3/09/99 H L 3-5	5/10/19 A L 3-12
		3/28/04 A L 1-6	5/01/74 H W 8-0	3/23/99 H W 16-9	5/11/19 A W 16-9
		5/20/05 A W 4-1	3/11/75 H W 5-0	2/04/00 H L 11-15	5/12/19 A L 2-4
		5/21/05 A W 2-1	4/08/75 A L 6-7	2/06/00 H W 2-0	3/26/21 A L 1-3
		5/22/05 A W 4-2	2/27/76 H L 3-4	2/06/00 H W 4-3	3/27/21 A L 3-15
		2/14/06 H W 8-3	2/18/77 H L 1-2	2/22/02 A L 7-8	3/28/21 A L 1-5
		5/09/06 H W 8-7	2/19/77 A W 11-2	2/23/02 H W 8-7	5/6/22 H L 4-9
		2/06/07 H W 16-10	2/19/77 A L 4-6	2/24/02 A L 9-11	5/7/22 H L 6-9
		3/13/07 A L 4-7	2/17/78 H W 4-0	2/28/03 H W 5-4	5/8/22 H L 5-12
		5/01/07 H L 11-13	2/18/78 A L 2-5	3/01/03 A L 0-6	3/17/23 A L 3-9
		3/11/08 A L 6-14	2/18/78 A L 1-6	3/02/03 H L 1-16	3/18/23 A L 9-16
		3/11/09 A L 4-8	4/08/78 H W 3-1	2/07/04 H L 1-12	3/19/23 A W 5-2
		3/16/10 A L 4-5	4/08/78 H L 0-1	2/28/04 H W 3-2	3/28/24 H L 4-9
		4/13/10 H W 5-2	4/09/78 A L 4-9	2/29/04 H W 2-1	3/29/24 H L 4-17
		3/2/11 H W 3-2	3/02/79 H L 2-4	2/29/04 H W 2-0	3/30/24 H L 6-14
		3/29/11 A W 8-2	3/03/79 A L 1-10	2/11/05 N W 6-5	5/15/25 A L(7) 1-13
		2/28/12 H W 13-10	3/03/79 A W 4-1	4/19/05 H L 2-3	5/16/25 A L 1-2
		3/20/12 A L 3-6	4/20/79 A W 3-2	5/03/05 H W 6-1	5/17/25 A L 3-9
		5/14/13 H L 1-3	4/21/79 H W 3-1	2/28/06 H W 4-1	
		3/18/14 A L 2-4	4/21/79 H W 2-1	4/17/14 H W 5-4	SAN DIEGO MARINES • 2-6 (2-2, 0-4)
		4/8/14 H W 9-8	2/22/80 H W 4-3	4/18/14 H W 1-0	3/20/67 A L 4-6
		3/31/15 H A 2-3	2/22/80 H W 3-1	4/19/14 H W 4-3	3/22/67 A L 6-13
		4/19/16 H W 6-3	2/23/80 A W 4-1	3/13/15 A L 5-6	5/05/67 H W 7-0
		5/17/16 A W 9-6	4/11/80 H L 1-11	3/14/15 A L 5-6	4/08/68 A L 3-4
		3/28/17 A L 1-9	4/12/80 H L 4-5	4/8/16 H L 2-14	4/11/68 H L 2-15
		4/25/17 H L 2-5	4/12/80 H L 2-3	4/10/16 H W 6-2	5/03/68 A W 3-0
		2/27/18 H L 2-9	2/21/81 H W 3-1	4/10/16 H L 4-9	4/30/69 A L 3-4
		4/10/18 A W 14-7	2/21/81 H W 3-1	4/21/17 A L 9-15	4/28/70 A L 0-1
		2/21/19 H W 11-3	4/03/81 H L 0-7	4/23/17 A L 2-3	
		2/22/19 H W 6-3	4/04/81 A W 6-4	4/20/18 H L 3-4	SAN DIEGO ST • 17-30 (11-4, 6-25, 0-1)
		2/23/19 A L 2-5	4/04/81 A W 5-0	4/21/18 H W 5-1	4/28/72 A L 2-3
		2/24/19 A W 6-2	2/22/81 A L 2-3	4/22/18 H L 3-10	4/29/72 A W 2-1
		3/3/20 A L 2-9	2/12/82 H L 1-6	3/15/19 A L 3-5	
		3/1/21 A L 5-8	3/27/82 A L 1-6		
		3/29/22 A W 5-2			

# SERIES RESULTS

2/17/17 A L 5-11	4/28/84 H W 12-1	4/1/23 H L 0-14	4/23/76 A L 0-6	3/31/95 H W 11-1	3/06/79 A W 2-1
2/18/17 A W 5-1	4/28/84 H W 5-4	4/2/23 H L 8-14	4/24/76 H L 4-5	4/1/95 H L 1-2	3/06/79 A L 7-8
2/19/17 A L 0-11	4/29/84 A W 9-7	4/26/24 A W 12-7	4/24/76 H W 12-1	4/2/95 H W 5-4	3/30/79 A L 4-13
	2/08/85 A L 3-5	4/27/24 A L 5-7	3/25/77 H L 1-3	4/13/96 A W 4-3	3/31/79 H L 1-6
SAN FRANCISCO • 96-61-1 (52-30, 42-30-1, 2-2)	2/08/85 A W 3-1	4/28/24 A L 1-10	3/25/77 H L 1-2(12)	4/14/96 A W 15-8	3/31/79 H W 4-2
4/22/67 A L 1-4	2/09/85 H W 6-2	4/17/25 H L 2-4	3/28/77 H L 5-6(10)	4/15/96 A W 9-4	2/08/80 H W 8-7
4/22/67 A W 4-2	2/21/86 A W 4-1	4/18/25 H W 8-6	2/24/78 A W 19-1	2/1/97 A L 5-10	2/09/80 A L 7-8
5/06/67 H W 3-0	2/22/86 H L 2-5	4/19/25 H W 16-12	2/25/78 H L 2-13	2/2/97 H L 3-5	2/09/80 A W 10-7
5/06/67 H L 3-6	2/22/86 H L 1-2		2/25/78 H L 2-3	1/30/98 H L 5-19	3/21/80 A L 3-4
5/04/68 A L 1-4	2/06/87 H L 4-7	SAN FRANCISCO ST • 12-13 (7-5, 5-7, 0-1)	4/14/78 H W 8-2	3/16/99 H W 3-2	3/22/80 H W 5-3
5/04/68 A W 7-6	2/07/87 A L 4-10	3/23/67 N L 3-4	5/09/78 A L 7-11	2/05/99 H W 3-2	3/22/80 H W 2-1
4/11/69 A W 5-0	2/07/87 A W 9-2	5/02/67 H L 3-7	5/09/78 A L 3-8	2/06/99 H W 5-2	3/06/81 A L 5-6
4/25/69 A L 3-4	2/26/88 A W 7-6	5/02/67 H W 2-0	3/09/79 A L 8-9	3/10/00 H W 10-3	3/07/81 H W 1-0
5/02/69 H L 0-2	2/27/88 H L 2-5	3/02/68 A L 1-9	3/10/79 H L 0-3	3/11/00 H W 3-1	3/07/81 H L 2-3
5/09/69 H L 5-7	2/27/88 H W 4-3	3/02/68 A W 2-1	3/10/79 H W 6-1	3/11/00 H L 3-4	4/15/81 A L 5-6
4/15/70 H L 1-3	2/17/89 H W 5-2	3/08/69 H L 4-7	4/27/79 H W 6-2	3/12/00 A L 4-7	4/15/81 A L 3-11
5/12/70 A W 6-4	4/12/89 A W 12-5	3/08/69 H W 3-2	4/28/79 A W 4-3	3/16/07 A W 5-3	4/16/81 H L 2-3
5/12/70 A W 12-8	4/16/91 H W 10-2	3/31/70 A L 8-9	4/28/79 A L 3-8	3/17/07 A L 6-7	2/06/82 H W 4-5
3/26/71 A L 0-3	3/17/91 A W 4-0	4/06/71 A L 0-5	2/29/80 A L 0-1	3/18/07 H L 6-7	2/06/82 H W 3-5
3/27/71 H L 2-5	2/04/92 H W 6-5	4/07/71 A W 11-1	3/01/80 H W 5-1	4/17/07 H W 10-9	2/07/82 A L 0-1
5/12/71 H L 0-3	4/28/92 A W 4-3	3/27/72 A W 5-0	3/01/80 H L 3-5	3/06/09 H L 4-5	5/07/82 H L 3-5
3/28/72 N L 5-7	4/20/93 A W 8-5	3/23/76 H W 2-1	4/18/80 H L 5-6	3/07/09 H L 3-9	5/05/82 A L 4-10
3/11/72 A L 11-13	2/10/94 A W 3-2	4/06/76 A W 8-5	4/19/80 A W 2-1	3/08/09 A L 3-6	5/08/82 A L 1-2
3/11/72 A L 2-3	4/18/95 A W 7-3	3/07/77 A W 6-3	4/19/80 A L 1-4	4/14/09 A W 7-5	4/13/83 H L 2-7
3/30/72 N L 5-6	2/11/95 H W 14-8	4/12/77 H W 5-4	2/07/81 H L 1-2	3/26/10 A W 18-10	4/13/83 H W 6-5
2/24/73 H W 5-3	2/11/95 H W 8-1	3/14/78 A L 3-4	2/07/81 H L 3-8	3/27/10 A W 8-7	4/16/83 A W 6-4
2/24/73 H W 2-1	3/07/95 A W 6-4	3/29/78 H W 4-2	2/10/81 A W 5-2	3/28/10 H L 3-6	4/17/83 A L 5-6
3/23/74 A W 2-1	2/08/97 H W 7-1	3/14/79 H L 5-7	5/08/81 H W 4-3	3/8/11 H W (13) 11-10	4/17/83 A L 4-5
3/23/74 A W 7-6	2/09/97 A L 3-5	4/04/79 A L 6-7	5/09/81 A W 13-12	5/10/11 A L 5-7	3/24/84 H W 5-1
3/18/75 H W 4-2	3/28/00 H W 10-1	4/29/80 H W 4-2	5/09/81 A L 2-4	4/5/12 H L 0-3	3/25/84 A L 5-7
3/18/75 H W 5-3	4/04/00 A L 3-5	4/30/80 H L 3-4	2/26/82 H W 5-3	4/6/12 H L 2-6	3/25/84 A L 4-5
2/28/76 A L 5-12	2/10/01 H L 5-7	4/07/81 H L 3-9	2/27/82 A W 9-4	4/7/12 A W 7-0	4/24/84 H L 0-8
2/28/76 A L 2-3	2/10/01 H W 6-4	3/03/87 A L 3-4	2/27/82 A W 5-2	2/15/13 A L 4-6	4/24/84 H L 2-3
2/25/77 A W 7-5	4/08/03 H W 3-2	3/08/88 H W 4-2	4/07/82 A L 3-4	2/16/13 A L 0-10	3/13/85 A L 1-7
2/26/77 H W (10) 4-3	3/05/04 H L 1-3	4/11/89 A L 2-4	4/08/82 H L 2-8	2/17/13 H W 8-1	5/08/85 H L 3-9
2/26/77 H W 2-1	3/06/04 H W 3-2		4/08/82 H W 5-4	2/19/14 H W 2-1	2/11/86 A L 3-5
4/01/77 N W 8-2	3/07/04 H L 6-8	SAN JOSE ST • 76-86 (46-39, 28-45, 2-2)	3/25/83 A L 5-8	3/6/14 A W 5-1	4/28/87 H W 3-0
4/03/77 A W 3-1	2/12/05 N W 9-0	3/21/67 N W 9-5	3/26/83 A L 3-4	3/11/16 A L 7-8	2/06/88 A L 0-8
4/03/77 A W 7-3	3/04/05 H L 2-5	3/24/67 N L 3-6	3/26/83 A L 3-4	4/26/16 H L 7-9	2/06/88 A L 0-2
3/17/78 H W 5-2	3/05/05 H W 2-1	4/15/67 H W 3-2	5/09/83 H W 5-2	3/7/17 A L 2-9	2/07/88 H L 5-11
3/18/78 A W 8-2	3/05/05 H W 3-0	4/15/67 H W 2-1	4/11/84 A L 0-6	3/21/17 H W 12-10	2/07/89 A L 1-7
3/18/78 A L 3-4	3/04/07 H W 6-5	4/06/68 A W 3-2	4/11/84 A L 4-5	5/1/18 H W 10-5	4/25/89 H L 4-7
5/05/78 A W 19-1	5/08/07 A W 7-2	4/06/68 A L 0-2	5/05/84 A L 4-8	2/19/19 A W 8-1	2/03/90 H W 4-2
5/06/78 H W 11-2	3/12/08 A L 1-9	4/09/68 N W 11-8	5/06/84 H L 0-3	3/25/25 A L 4-8	2/03/90 H L 1-2
5/06/78 H W 3-1	4/29/08 H W 10-6	4/27/68 H W 7-3	5/06/84 H W 5-3	4/1/25 H W 7-2	2/04/90 A L 1-7
2/09/79 A T 8-8	4/07/09 H L 1-7	4/15/69 H W 4-0	3/01/85 A L (10) 3-4		3/31/92 H L 2-3
2/10/79 H W 6-4	5/05/09 A L 5-10	5/03/69 A L 10-17	3/02/85 A W 9-4	SANTA CLARA • 49-80 (25-35, 24-45)	2/08/95 H L 7-9
2/10/79 H W 3-2	2/19/10 H W 3-1	5/16/69 H W 3-0	3/02/85 A L 0-3	4/04/95 A L 1-8	3/25/98 H W 10-6
3/23/79 H L 10-11	2/20/10 H L 5-6	3/07/70 A L 2-5	5/10/85 H L 3-6	3/30/68 H W 3-2	3/04/03 H W 5-4
3/23/79 H W 2-0	2/20/10 H W 10-3	3/07/70 A W 4-0	5/11/85 H W 4-2	3/30/68 H L 1-7	3/03/01 A W 11-2
3/24/79 A W 8-3	3/25/11 H L 3-11	3/06/71 H L 2-3	5/11/85 H L 2-5	4/17/68 A L 6-9	3/03/01 A W 7-6
3/24/79 A W 6-1	3/26/11 H L 2-4	3/06/71 H L 0-3	4/04/86 A W 3-2	4/26/68 A L 6-9	2/24/04 A L 3-8
2/01/80 A W 8-4	3/27/11 H W 3-0	4/21/72 H L 2-3	4/07/86 A L 4-9	5/17/69 H L 3-5	2/03/06 A W 4-1
2/02/80 H W 17-3	3/6/12 A L 2-10	4/22/72 A L 3-5	4/07/86 A W 1-0	5/17/69 H W 4-1	2/04/06 H W 14-6
2/02/80 H W 7-3	5/8/12 H L 2-5	4/22/72 A L 3-5	4/10/87 H W 4-0	4/10/70 H L 1-12	2/05/06 H L 3-8
5/10/80 A W 6-2	4/11/14 A W 11-7	5/04/73 A L 1-2	4/11/87 H W 12-1	4/11/70 A W 19-6	2/27/08 H L 6-15
5/10/80 A W 7-3	4/12/14 A L 2-3	5/05/73 H L 0-2	4/12/87 H L 1-4	4/11/70 A L 6-8	4/02/08 A L 3-11
3/01/81 A W 6-3	4/13/14 A W 12-9	5/05/73 H W 1-0	4/15/88 A W (12) 11-9	4/16/71 A L 2-5	5/07/08 H W 11-7
3/18/81 H W 3-1	3/20/15 H L 6-7	4/16/74 H W 10-3	4/16/88 A L 0-7	4/17/71 H L 0-3	5/20/08 A W 8-2
4/10/81 A W 6-0	3/24/16 A L 2-3	4/22/72 A L 3-5	4/17/88 A W 2-1	2/26/72 A L 0-9	4/06/10 A L 3-9
4/11/81 H W 3-2	3/25/16 H W 5-3	5/04/73 A L 1-2	4/14/89 H L 6-9	2/26/72 A L 1-13	4/28/10 H W 12-7
4/11/81 H W 2-1	3/26/16 H W 14-2	5/05/73 H L 0-2	4/15/89 H L 0-4	2/17/73 H W 5-1	4/26/11 A L 6-10
2/20/82 H W 3-0	5/19/17 H W 9-5	5/05/73 H W 1-0	4/16/89 H W 5-4	2/17/73 H L 2-3	5/15/12 H L 5-8
2/20/82 H W 3-0	5/20/17 A L 3-10	4/16/74 H W 10-3	4/27/90 A L 1-3	2/23/74 A L 1-6	4/9/13 H L 5-7
2/21/82 A L 3-7	5/21/17 A L 5-7	5/10/74 H L 2-5	4/28/90 A L 5-20	2/23/74 A L 0-4	5/7/13 A W 8-1
4/26/82 A W 13-11	3/16/18 A L 2-9	5/10/74 H W 1-0	4/29/90 A W 6-5	2/22/75 H L 2-6	3/8/14 A L 8-9
4/28/82 A L 7-9	3/17/18 A L 1-9	5/11/74 A L 2-5	4/26/91 H W 5-4	2/22/75 H L 2-6	3/28/14 H L 2-6
5/04/83 H W 3-2	3/18/18 A L 6-7	5/12/74 A L 5-7	4/27/91 H L 4-3	2/21/76 A L 3-8	3/30/14 H L 6-7
5/04/83 H W 5-3	4/18/19 H W 13-6	5/12/74 A L 0-2	4/28/91 H W 5-4	2/21/76 A W 3-1	3/30/14 H W 7-0
5/07/83 H W 13-1	4/19/19 H L 3-6	4/11/75 A L 0-1	3/07/92 H L 0-4	3/11/77 H L 1-3	3/27/15 A L 5-9
5/08/83 A W 12-0	4/20/19 H L 4-9	4/12/75 H W 2-1	3/07/92 H L 2-8	3/12/77 A W 2-0	3/28/15 A L 2-3
5/08/83 A W 15-0	4/30/21 H W (10) 8-7	4/12/75 H W 2-1	3/08/92 H L 3-8	3/12/77 A W 2-0	5/6/16 H W 12-8
2/10/84 A W 13-2	5/1/21 H L 4-6	4/26/75 H W 4-1	4/23/93 H L 5-10	2/03/78 A W 5-3	5/7/16 H W 6-3
2/11/84 H W 4-3	5/2/21 H L 4-17	4/26/75 A L 0-1	4/24/93 H L 1-4	2/04/78 A W (10) 3-2	5/8/16 H L 2-3
2/11/84 H L 1-3	5/20/22 A L 5-8	4/27/75 A L 5-6	4/25/93 H W 8-6	2/04/78 A L 1-6	5/12/17 H L 3-5
4/04/84 A W 12-7	5/21/22 A L 0-5	4/09/76 H W 2-0	4/29/94 A L 0-1	5/12/78 H L 1-4	5/13/17 A L 2-7
4/04/84 A W 14-13	5/22/22 A L 6-12	4/10/76 A W 2-0	4/30/94 A W 7-3	5/13/78 A W 4-1	5/14/17 A W 6-2
	3/31/23 H W 9-7		5/1/94 A W 10-0	5/13/78 A L 2-4	



# SERIES RESULTS

4/17/92 H L 5-6	2/18/06 H L 2-5	3/21/10 H L 9-15	5/20/06 H W 7-2
4/18/92 H L 6-11	2/18/06 H L 1-5	3/18/11 A L 2-8	3/09/07 A L 2-4
4/16/93 A L 3-4	2/19/06 H W 3-0	3/19/11 A W 10-9	3/10/07 A L 0-8
4/17/93 A W 9-4	3/24/07 A W 4-3	3/19/11 A W 7-2	3/10/07 A L 5-6
4/18/93 A L 5-11	3/25/07 A L 8-15		2/29/08 H L 1-10
5/07/94 H W 9-4	3/26/07 A L 3-8	U.S. INT'L • 6-6 (0-1, 5-5, 1-0)	3/01/08 H L 7-9
5/07/94 H L 1-3		3/21/78 N W 12-1	3/02/08 H W 7-4
5/08/94 H W 12-2	UJIMORI • 0-1 (0-0, 0-0, 0-1)	4/02/79 H L 4-5	5/16/11 A L 3-4
5/05/95 A W 7-6	4/12/76 N L 6-7	3/28/83 A W 6-3	3/8/14 N L 1-4
5/06/95 A L 3-5		3/28/83 A L 7-8	2/13/15 H L 2-5
5/07/95 A L 1-8	UNLV • 22-40 (12-16, 10-24)	3/07/84 A W 12-1	2/14/15 H L 4-7
4/04/96 H L 1-6	4/03/70 H L 1-7	3/07/84 A L 2-3	2/15/15 H L 0-4
4/05/96 H L 6-8	4/04/70 H W 2-1	3/21/86 A W 15-4	2/16/15 H L 1-12
4/06/96 H L 3-13	4/04/70 H L 0-1	3/22/86 A W 4-0	3/11/16 A L 2-6
4/25/97 H W 9-8	4/02/71 A L 3-17	3/22/86 A W 7-2	3/12/16 A W 6-3
4/26/97 H L 5-18	4/03/71 A W 5-4	1/31/87 A L 4-5	3/12/16 A L 2-6
4/27/97 H L 4-16	4/03/71 A W 6-4	1/31/87 A L 5-13	
4/09/98 A L 2-15	4/13/81 H L 5-8	2/01/87 A L 7-9	WASHINGTON ST • 13-2 (12-2, 0-0, 1-0)
4/10/98 A W 3-1	4/11/82 A L 7-8		3/20/79 H L 2-5
5/15/98 H L 2-3	4/12/82 A L 6-18	UTAH • 21-10 (19-10, 0-0, 2-0)	2/14/95 H W 6-5
3/19/99 H W 3-1	4/12/82 A W 19-9	3/21/78 N W 6-4	2/18/95 H W 17-4
3/20/99 H L 6-7	4/15/84 H W 8-6	3/25/78 N W 11-2	2/19/95 H W 3-1
3/21/99 H W 10-6	4/27/85 A L 1-10	3/08/91 H W 5-4	2/16/96 H W 6-5
4/30/99 H W 2-1	4/27/85 A L 2-8	3/08/91 H W 4-3	2/17/96 H W 5-2
5/01/99 H W 6-3	4/28/85 A L(11) 7-8	3/09/91 H W 7-5	2/18/96 H W 3-2
5/02/99 H L 1-7	3/28/86 H W 2-1	3/09/91 H L 6-0	2/14/97 H W 4-0
4/07/00 H L 7-10	3/29/86 H L 2-3	2/06/92 H W 5-4	2/15/97 H W 13-6
4/08/00 H W 5-3	3/30/86 H L 0-3	2/11/94 H L 1-4	2/16/97 H L 7-9
4/09/00 H L 3-9	4/03/87 A L 1-9	2/12/94 H L 9-10	2/07/03 H W 4-1
4/27/01 A L 1-6	4/04/87 A W 3-1	2/12/94 H W 6-5	2/08/03 H W 8-7
4/28/01 A L 1-6	4/05/87 A L 6-8	2/13/94 H W 21-7	2/09/03 H W 17-7
4/29/01 A L 2-5	4/08/88 H L 0-7	2/27/98 H W 14-12	2/15/04 N W 5-4
3/14/02 N W 11-9	4/09/88 H W 6-5	2/28/98 H W 4-3	4/3/17 H W 14-8
5/10/02 H W 5-4	4/10/88 H L(10) 8-9	2/28/98 H W 6-3	
5/11/02 H L 2-18	5/05/89 A L 0-5	3/01/98 H W 6-4	WESTERN KENTUCKY • 1-0 (0-0, 0-0, 1-0)
5/12/02 H L 3-9	5/06/89 A L 8-13	2/12/99 H W 5-0	2/27/11 N W 4-1
5/09/03 A L 4-11	5/07/89 A W 10-8	2/13/99 H L 3-10	
5/10/03 A W 7-5	5/04/90 H L 2-5	2/13/99 H L 3-8	WESTERN OREGON • 1-0 (1-0, 0-0)
5/11/03 A L 3-4	5/05/90 H L 1-5	2/14/99 H L 2-7	3/20/94 H W 7-1
5/14/04 H W 4-3	5/06/90 H L 9-11	2/12/00 H W 9-4	
5/15/04 H W 5-4	5/03/91 A W 6-0	2/12/00 H W 4-0	WESTMONT • 2-1 (0-0, 0-0, 2-1)
5/16/04 H L 1-3	5/04/91 A W 4-3	2/04/01 H L 9-11	4/13/76 N L 2-4
4/01/05 A W 7-4	5/05/91 A L 12-6	2/02/01 H W 3-2	4/14/76 N W 7-4
4/02/05 A L 6-7	3/20/92 H L 3-9	2/03/01 H W 8-5	4/04/77 N W 14-7
4/03/05 A W 6-1	3/21/92 H L 0-3	2/03/01 H L 0-9	
4/13/06 H W 7-2	3/22/92 H W 12-4	2/08/02 H L 5-10	WILLAMETTE • 1-1 (0-1, 0-0, 1-0)
4/14/06 H W 2-1	3/19/93 A W 10-6	2/08/02 H W 15-7	3/20/78 N W 10-4
4/15/06 H L 4-16	3/20/93 A W 5-3	2/09/02 H L 10-12	3/19/84 H L 6-9
4/13/07 A L 9-14	3/21/93 A L 5-6	3/12/04 H W 5-4	
4/14/07 A L 7-8	3/25/94 H W 5-4	3/12/04 H W 3-0	WHITMAN COLLEGE • 1-0 (1-0, 0-0)
4/15/07 A L 2-5	3/26/94 H W 6-5	3/14/04 H W 11-10	3/22/72 H W 7-3
4/03/08 H L 4-5	3/27/94 H W 12-3		WYOMING • 1-0 (0-0, 0-0, 1-0)
4/05/08 H W 4-3	3/24/95 A L 1-3	UTAH VALLEY • 6-4 (6-4, 0-0, 0-0)	4/10/68 N W 10-9
4/06/08 H L 2-12	3/25/95 A L 2-8	3/1/14 H W 4-2	
4/03/09 A L 8-9	3/26/95 A W 10-6	3/1/14 H W 5-2	YALE • 1-0 (1-0, 0-0, 0-0)
4/04/09 A L 6-9	4/20/96 H L 2-7	3/2/14 H L 5-8	3/14/23 H W 11-10
4/05/09 A W 13-3	4/20/96 H W 3-2	3/2/14 H W 9-5	
5/28/10 H L 7-9	4/21/96 H W 8-3	2/23/18 H W 4-0	
5/29/10 H L 1-5	2/21/13 H L 1-9	2/24/18 H L 2-6	
5/30/10 H L(10) 5-8	2/22/13 H W 3-0	2/24/18 H W 4-3	
5/27/11 A L 3-11	2/20/15 A L 2-6	2/25/18 H L 3-4	
5/28/11 A L 0-5	2/21/15 A L 4-10	5/16/22 H L 0-11	
5/29/11 A W 8-5	2/22/15 A L 1-3	3/12/24 H W 6-5	
4/20/12 H L 5-6	2/23/15 A L 1-11		
4/21/12 H L 2-9	4/8/21 A L 4-8	VALPARASIO • 4-0 (4-0, 0-0)	
4/22/12 H L 2-6	4/9/21 A L 2-3	3/05/93 H W 8-4	
5/17/13 A L 1-12	4/10/21 A L 0-10	3/06/93 H W 12-3	
5/18/13 A W 3-2	2/17/23 A L 6-14	3/07/93 H W 16-5	
5/19/13 A L 3-7	2/18/23 A L 3-8	3/08/93 H W 7-0	
	2/19/23 A L 6-31		
	2/16/24 H W 2-1		
	2/18/24 H L(10) 5-6		
	2/18/24 H L 0-8		
UCLA • 6-7 (1-2, 5-5, 0-0)		WASHINGTON • 4-16 (3-7, 1-8, 0-1)	
3/11/87 A L 3-8	USC • 4-3 (2-1, 2-2)	3/19/79 H W 10-2	
3/11/03 A W 8-4	3/10/87 A L(10) 9-10	3/09/05 A L 2-15	
2/20/04 A L 1-6	3/19/10 H W 8-2	3/10/05 A L 12-19	
2/21/04 A W 7-0	3/20/10 H W 6-5	5/19/06 H L 3-5	
2/25/05 A L 0-9			
2/26/05 A W 7-5			
2/27/05 A W 10-9			

# YEAR-BY-YEAR RESULTS

## HEAD COACH TOM STUBBS

### 1967 Results

Overall Record: 19-14-1			
3/01/67	at Sacramento State	3-5	L
3/04/67	at Sonoma State	12-2	W
3/04/67	at Sonoma State	7-0	W
3/07/67	Stanford	2-7	L
3/08/67	at UC Davis	6-1	W
3/10/67	at Nevada	7-6	W
3/14/67	at Fresno State	1-2	L
3/14/67	at Fresno State	2-1	W
3/20/67	at San Diego Marines	4-6	L
3/21/67	vs San Jose State	9-5	W
3/22/67	at San Diego Marines	6-13	L
3/23/67	vs San Francisco State	3-4	L
3/24/67	vs San Jose State	3-6	L
3/24/67	vs San Jose State	2-3	L
3/30/67	at California	8-9	L
5/05/67	Chico State	5-4	W
4/08/67	Saint Mary's	2-1	W
4/08/67	Saint Mary's	1-1	T
4/15/67	San Jose State	3-2	W
4/15/67	San Jose State	2-1	W
4/17/67	UC Davis	3-2	W
4/22/67	at San Francisco	1-4	L
4/22/67	at San Francisco	4-2	W
4/25/67	Cal State Stanislaus	29-2	W
4/26/67	Sacramento State	10-4	W
4/29/67	at Saint Mary's	3-6	L
4/29/67	at Saint Mary's	8-2	W
5/02/67	San Francisco State	3-7	L
5/02/67	San Francisco State	2-0	W
5/05/67	San Diego Marines	7-0	W
5/06/67	San Francisco	3-0	W
5/06/67	San Francisco	3-6	L
5/07/67	at Cal State Hayward	2-12	L
5/07/67	at Cal State Hayward	4-2	W

### 1968 Results

Overall Record: 32-15 (WCAC: 14-6)			
2/27/68	at UC Davis	3-2	W
3/02/68	at San Francisco State	1-9	L
3/02/68	at San Francisco State	2-1	W
3/05/68	at Stanford	1-2	L
3/06/68	California	1-2	L
3/08/68	at Arizona	2-5	L
3/09/68	at Arizona	1-2	L
3/13/68	at Sonoma State	7-3	W
3/13/68	at Sonoma State	4-0	W
3/19/68	at Sacramento State	1-7	L
3/23/68	Fresno State	2-0	W
3/23/68	Fresno State	2-1	W
3/26/68	at Cal State Stanislaus	4-0	W
3/29/68	Pepperdine •	5-0	W
3/30/68	Santa Clara*	3-2	W
3/30/68	Santa Clara*	1-7	L
4/02/68	Sacramento State	3-1	W
4/04/68	Nevada	5-0	W
4/04/68	Nevada	3-5	L
4/06/68	at San Jose State*	3-2	W
4/06/68	at San Jose State*	0-2	L
4/08/68	at San Diego Marines	3-4	L
4/09/68	vs San Jose State	11-8	W
4/10/68	vs Wyoming	10-9	W
4/11/68	vs Cal State Los Angeles	6-4	W
4/11/68	at San Diego Marines	2-15	L
4/13/68	at UC Santa Barbara*	11-6	W
4/13/68	at UC Santa Barbara*	3-4	L
4/17/68	at Santa Clara*	6-9	L
4/19/68	Pepperdine •	6-2	W
4/20/68	Loyola Marymount •	4-1	W
4/20/68	Loyola Marymount •	4-0	W
4/23/68	UC Davis	5-3	W
4/26/68	at Santa Clara*	6-9	L
4/27/68	San Jose State*	7-3	W
4/27/68	San Jose State*	1-0	W
4/30/68	at Saint Mary's*	11-4	W
4/30/68	at Saint Mary's*	6-3	L
5/03/68	San Diego Marines	3-0	W
5/04/68	at San Francisco*	1-4	L
5/04/68	at San Francisco*	7-6	W
5/07/68	Cal State Hayward	5-0	W
5/07/68	Cal State Hayward	2-1	W
5/08/68	Cal State Stanislaus	11-4	W
5/11/68	Saint Mary's*	8-1	W
5/11/68	Saint Mary's*	5-4	W

## 1969 Results

Overall Record: 21-18 (WCAC: 10-10)			
3/04/69	Stanford	1-5	L
3/08/69	San Francisco State	4-7	L
3/08/69	San Francisco State	3-2	W
3/15/69	at Chico State	6-0	W
3/15/69	at Chico State	8-3	W
3/18/69	at Sacramento State	7-4	W
3/22/69	at Fresno State	7-0	W
3/22/69	at Fresno State	2-1	W
3/25/69	at Cal State Stanislaus	9-2	W
3/27/69	Eastern Oregon	2-3	L
3/29/69	at Pepperdine •	7-1	W
3/29/69	at Pepperdine •	5-3	W
3/31/69	vs California Western	1-3	L
4/01/69	vs Long Beach State	4-11	L
4/02/69	vs Sonoma State	15-8	W
4/03/69	vs Sonoma State	5-7	L
4/11/69	at San Francisco*	5-0	W
4/12/69	at Saint Mary's*	4-6	L
4/12/69	at Saint Mary's*	7-5	W
4/15/69	San Jose State*	4-0	W
4/16/69	UC Davis	1-0	W
4/19/69	at Loyola Marymount •	8-11	L
4/19/69	at Loyola Marymount •	6-0	W
4/22/69	Sacramento State	1-0	W
4/25/69	at San Francisco*	3-4	L
4/26/69	UC Santa Barbara*	0-5	L
4/26/69	UC Santa Barbara*	1-3	L
4/30/69	San Diego Marines	3-4	L
5/02/69	San Francisco*	0-2	L
5/03/69	at San Jose State*	10-17	L
5/03/69	at San Jose State*	7-8	L
5/06/69	at Cal State Hayward	0-1	L
5/09/69	San Francisco*	5-7	L
5/10/69	Saint Mary's*	5-1	W
5/10/69	Saint Mary's*	5-1	W
5/13/69	Cal State Stanislaus	2-1	W
5/16/69	San Jose State*	3-0	W
5/17/69	Santa Clara*	3-5	L
5/17/69	Santa Clara*	4-1	W

## 1970 Results

Overall Record: 24-23 (WCAC: 12-10)			
2/24/70	at UC Davis	4-0	W
2/25/70	California	3-12	L
2/28/70	Sonoma State	8-3	W
2/28/70	Sonoma State	5-6	L
3/03/70	at Stanford	2-5	L
3/07/70	at San Jose State	2-5	L
3/07/70	at San Jose State	4-0	W
3/10/70	Fresno State	0-1	L
3/10/70	Fresno State	2-1	W
3/14/70	Chico State	5-4	W
3/14/70	Chico State	1-2	L
3/16/70	at Sacramento State	1-3	L
3/18/70	Linfield College	1-0	W
3/19/70	vs Sub Pacific	0-14	L
3/20/70	vs Jolly Roger	6-4	W
3/21/70	at Hawai'i	3-2	W
3/22/70	vs Army Redlanders	14-4	W
3/23/70	vs Hawai'i Marines	6-1	W
3/24/70	vs Kansas State	3-0	W
3/25/70	vs Sub Pacific	1-2	L
3/31/70	at San Francisco State	8-9	L
4/03/70	UNLV*	1-7	L
4/04/70	UNLV*	2-1	W
4/04/70	UNLV*	0-1	L
4/07/70	Stanford	3-8	L
4/10/70	Santa Clara*	1-12	L
4/11/70	at Santa Clara*	19-6	W
4/11/70	at Santa Clara*	6-8	L
4/15/70	San Francisco*	1-3	L
4/17/70	at Saint Mary's*	15-2	W
4/18/70	Saint Mary's*	4-0	W
4/18/70	Saint Mary's*	3-1	W
4/19/70	Sacramento State	11-9	W
4/21/70	UC Davis	3-5	L
4/24/70	at Loyola Marymount*	11-8	W
4/25/70	at Loyola Marymount*	4-6	L
4/25/70	at Loyola Marymount*	4-11	L
4/28/70	San Diego Marines	0-1	L
5/01/70	Pepperdine*	3-5	L
5/02/70	Pepperdine*	3-5	L
5/02/70	Pepperdine*	7-3	W
5/05/70	at Cal State Hayward*	5-3	W
5/08/70	at Nevada*	6-2	W
5/09/70	at Nevada*	3-7	L
5/09/70	at Nevada*	7-6	W
5/12/70	at San Francisco*	6-4	W
5/12/70	at San Francisco*	12-8	W

## 1971 Results

Overall Record: 18-24-1 (WCAC: 8-11-1)			
2/16/71	UC Davis	5-4	W
2/23/71	at California	6-8	L
2/24/71	Cal State Stanislaus	5-4	W
2/27/71	Sonoma State	2-3	L
2/27/71	Sonoma State	6-5	W
3/02/71	Stanford	0-3	L
3/06/71	San Jose State	2-3	L
3/06/71	San Jose State	0-3	L
3/09/71	at Fresno State	5-1	W
3/09/71	at Fresno State	0-8	L
3/10/71	at Sacramento State	15-10	W
3/13/71	at Chico State	10-5	W
3/13/71	at Chico State	1-17	L
3/19/71	Nevada*	16-0	W
3/20/71	Nevada*	4-0	W
3/20/71	Nevada*	3-1	W
3/24/71	Humboldt State	3-2	W
3/24/71	Humboldt State	4-2	W
3/26/71	at San Francisco*	0-3	L
3/27/71	San Francisco*	2-5	L
3/30/71	at UC Davis	3-11	L
4/02/71	at UNLV*	3-17	L
4/03/71	at UNLV*	5-4	W
4/03/71	at UNLV*	6-4	W
4/05/71	vs Sonoma State	1-3	L
4/06/71	at San Francisco State	0-5	L
4/07/71	at San Francisco State	11-1	W
4/13/71	Stanford	0-1	L
4/16/71	at Santa Clara*	2-5	L
4/17/71	Santa Clara*	0-3	L
4/23/71	Saint Mary's*	4-0	W
4/24/71	at Saint Mary's*	3-9	L
4/24/71	at Saint Mary's*	(14) 2-2	T
4/27/71	Sacramento State	6-3	W
4/30/71	Loyola Marymount*	2-1	W
5/01/71	Loyola Marymount*	0-9	L
5/01/71	Loyola Marymount*	0-5	L
5/07/71	at Pepperdine*	3-2	W
5/08/71	at Pepperdine*	0-6	L
5/08/71	at Pepperdine*	0-3	L
5/11/71	Cal State Stanislaus	1-5	L
5/11/71	Cal State Stanislaus	1-5	L
5/12/71	San Francisco*	0-3	L

## HEAD COACH: JOHN GUNTHER

### 1972 Results

Overall Record: 21-28 (Big West: 7-11)			
2/15/72	California	3-1	W
2/22/72	at Cal State Stanislaus	4-0	W
2/22/72	at Cal State Stanislaus	4-2	W
2/26/72	at Santa Clara	0-9	L
2/26/72	at Santa Clara	1-13	L
2/29/72	at Sacramento State	4-2	W
3/04/72	Saint Mary's	5-8	L
3/04/72	Saint Mary's	2-3	L
3/07/72	Chico State	3-4	L
3/07/72	Chico State	0-1	L
3/11/72	at San Francisco	11-13	L
3/11/72	at San Francisco	2-3	L
3/14/72	Sonoma State	6-5	W
3/14/72	Sonoma State	3-2	W
3/18/72	Humboldt State	11-0	W
3/18/72	Humboldt State	4-1	W
3/22/72	Whitman College	7-3	W
3/23/72	Linfield College	2-7	L
3/23/72	Linfield College	0-3	L
3/25/72	Oregon Col. of Education	2-3	L
3/25/72	Oregon Col. of Education	2-1W	W
3/27/72	at San Francisco State	5-0	W
3/28/72	vs San Francisco	5-7	L
3/29/72	vs Sonoma State	14-1	W
3/30/72	vs San Francisco	5-6	L
4/04/72	at Stanford	3-14	L
4/07/72	Cal State Los Angeles*	4-3	W
4/08/72	Cal State Los Angeles*	0-1	L
4/08/72	Cal State Los Angeles*	0-2	L
4/11/72	Cal State Stanislaus	4-1	W
4/14/72	Fresno State*	3-1	W
4/15/72	Fresno State*	6-2	W
4/15/72	Fresno State*	2-1	W
4/18/72	Stanford	4-5	L
4/21/72	San Jose State*	2-3	L
4/22/72	at San Jose State*	0-3	L
4/22/72	at San Jose State*	3-5	L
4/25/72	Sacramento State	3-1	W
4/28/72	at San Diego State*	2-3	L
4/29/72	at San Diego State*	2-1	W
4/29/72	at San Diego State*	4-5	L
5/02/72	at UC Davis	7-8	L

5/05/72	UC Santa Barbara*	2-3	L
5/06/72	UC Santa Barbara*	3-7	L
5/06/72	UC Santa Barbara*	3-2	W
5/09/72	UC Davis	4-7	L
5/12/72	at Long Beach State*	2-7	L





# YEAR-BY-YEAR RESULTS

## 1987 Results

Overall Record: 19-34 (Big West: 7-14)	
1/31/87 at U.S. International	4-5 L
1/31/87 at U.S. International	5-13 L
2/01/87 at U.S. International	7-9 L
2/04/87 Stanford	2-13 L
2/06/87 San Francisco	4-7 L
2/07/87 at San Francisco	4-10 L
2/07/87 at San Francisco	9-2 W
2/10/87 California	5-6 L
2/18/87 at California	0-6 L
2/20/87 Nevada	1-4 L
2/21/87 Nevada	3-2 W
2/21/87 Nevada	0-5 L
2/24/87 at Stanford	2-10 L
2/25/87 Cal State Stanislaus	8-5 W
2/27/87 Portland	1-4 L
3/02/87 at Saint Mary's	7-9 L
3/02/87 at Saint Mary's	5-1 W
3/03/87 at San Francisco State	3-4 L
3/04/87 Cal State Hayward	9-8 W
3/08/87 at Pepperdine	2-3 L
3/09/87 at Loyola Marymount	4-8 L
3/10/87 at USC	(10) 9-10 L
3/11/87 at UCLA	3-8 L
3/17/87 at Nevada	11-8 W
3/18/87 UC Davis	8-10 L
3/21/87 at Sacramento State	4-10 L
3/22/87 at Sacramento State	7-3 W
3/22/87 at Sacramento State	5-3 L
3/27/87 Long Beach State*	7-2 W
3/28/87 Long Beach State*	6-10 L
3/29/87 Long Beach State*	9-5 W
4/03/87 at UNLV*	1-9 L
4/04/87 at UNLV*	3-1 W
4/05/87 at UNLV*	6-8 L
4/07/87 Chico State	10-9 W
4/08/87 at Cal State Stanislaus	14-10 W
4/10/87 San Jose State*	4-0 W
4/11/87 San Jose State*	12-1 W
4/12/87 San Jose State*	1-4 L
4/16/87 Fresno State*	1-0 L
4/17/87 Fresno State*	0-2 L
4/18/87 Fresno State*	4-8 L
4/22/87 at UC Davis	7-2 W
4/24/87 at UC Santa Barbara*	4-13 L
4/25/87 at UC Santa Barbara*	5-9 L
4/26/87 at UC Santa Barbara*(13)	6-3 W
4/28/87 Santa Clara	3-0 W
5/01/87 UC Irvine*	4-8 L
5/02/87 UC Irvine*	0-5 L
5/03/87 UC Irvine*	2-3 L
5/08/87 at Cal State Fullerton*	4-13 L
5/09/87 at Cal State Fullerton*	2-12 L
5/10/87 at Cal State Fullerton*	4-3 W

## HEAD COACH: KEITH SNIDER

### 1988 Results

Overall Record: 19-32 (Big West: 9-12)	
2/02/88 Nevada	2-14 L
2/06/88 at Santa Clara	0-8 L
2/06/88 at Santa Clara	0-2 L
2/07/88 Santa Clara	5-11 L
2/09/88 Stanford	1-4 L
2/13/88 Saint Mary's	4-3 W
2/13/88 Saint Mary's	2-4 L
2/14/88 at Saint Mary's	(10) 2-3 L
2/16/88 UC Davis	(14) 5-4 W
2/19/88 Chico State	11-6 W
2/20/88 at Chico State	9-12 L
2/20/88 at Chico State	(8) 6-4 W
2/23/88 California	5-6 L
2/26/88 at San Francisco	7-6 W
2/27/88 San Francisco	2-5 L
2/27/88 San Francisco	4-3 W
3/02/88 at UC Davis	5-11 L
3/04/88 at Nevada	4-9 L
3/05/88 at Nevada	3-6 L
3/05/88 at Nevada	3-4 L
3/08/88 San Francisco State	4-2 W
3/16/88 at California	(10) 6-10 L
3/18/88 Cal St Fullerton*	0-5 L
3/19/88 Cal St Fullerton* (12)	8-15 L
3/20/88 Cal St Fullerton* (14)	7-6 W
3/24/88 at Sacramento State	(10) 5-6 L
3/25/88 Sacramento State	0-5 L
3/25/88 Sacramento State	3-2 W
3/29/88 at Cal State Hayward	11-9 W
3/31/88 at Long Beach State*	14-4 W
4/01/88 at Long Beach State*	3-4 L
4/02/88 at Long Beach State*	19-5 W

4/05/88 at Cal State Stanislaus	7-2 W
4/08/88 UNLV*	0-7 L
4/09/88 UNLV*	6-5 W
4/10/88 UNLV*	(10) 8-9 L
4/12/88 UC Davis	3-6 L
4/15/88 at San Jose State*	(12) 11-9 W
4/16/88 at San Jose State*	0-7 L
4/17/88 at San Jose State*	2-1 W
4/24/88 at Fresno State*	1-4 L
4/25/88 at Fresno State*	1-18 L
4/26/88 at Fresno State*	6-14 L
4/27/88 at Sacramento State	4-9 L
4/29/88 UC Santa Barbara*	6-5 W
4/30/88 UC Santa Barbara*	7-3 W
5/01/88 UC Santa Barbara*	9-8 W
5/03/88 at Stanford	0-16 L
5/06/88 at UC Irvine*	5-7 L
5/07/88 at UC Irvine*	0-9 L
5/08/88 at UC Irvine*	6-9 L

## 1989 Results

Overall Record: 15-42 (Big West: 4-17)	
2/03/89 at Chico State	3-5 L
2/05/89 Chico State	3-0 W
2/05/89 Chico State	5-2 W
2/07/89 at Santa Clara	1-7 L
2/11/89 at San Diego	2-10 L
2/12/89 at San Diego	1-11 L
2/17/89 San Francisco	5-2 W
2/19/89 at UC Davis	1-7 L
2/21/89 at Cal State Stanislaus	5-12 L
2/25/89 Nevada	2-12 L
2/25/89 Nevada	3-4 L
2/26/89 Nevada	2-5 L
2/28/89 Oregon State	3-0 W
3/01/89 Oregon State	3-19 L
3/03/89 San Diego State	6-5 W
3/12/89 Saint Mary's	3-4 L
3/12/89 Saint Mary's	1-0 W
3/13/89 at Saint Mary's	3-1 W
3/14/89 at Nevada	17-6 W
3/17/89 Sacramento State	0-4 L
3/19/89 Sacramento State	1-10 L
3/20/89 at Cal Poly	6-2 W
3/21/89 at Cal Poly	8-10 L
3/22/89 at Cal State Northridge	5-4 W
3/23/89 at Pepperdine	0-9 L
3/28/89 at California	1-10 L
3/31/89 at Cal State Fullerton*	0-2 L
4/01/89 at Cal State Fullerton*	2-10 L
4/02/89 at Cal State Fullerton*	3-2 W
4/04/89 at Stanford	0-22 L
4/07/89 Long Beach State*	1-5 L
4/08/89 Long Beach State*	0-2 L
4/09/89 Long Beach State*	0-10 L
4/11/89 at San Francisco State	2-4 L
4/12/89 at San Francisco	12-5 W
4/14/89 San Jose State*	6-9 L
4/15/89 San Jose State*	0-4 L
4/16/89 San Jose State*	5-4 W
4/18/89 California	2-7 L
4/21/89 Fresno State*	2-7 L
4/22/89 Fresno State*	3-2 W
4/25/89 Santa Clara	4-7 L
4/26/89 UC Davis	1-2 L
4/28/89 at UC Santa Barbara*	8-9 L
4/29/89 UC Santa Barbara*	2-7 L
4/30/89 UC Santa Barbara*	3-4 L
5/02/89 Cal State Stanislaus	3-7 L
5/03/89 at Sacramento State	9-10 L
5/03/89 at Sacramento State	0-3 L
5/05/89 at UNLV*	0-5 L
5/06/89 at UNLV*	8-13 L
5/07/89 at UNLV*	10-8 W
5/10/89 Stanford	4-9 L
5/12/89 UC Irvine*	1-2 L
5/13/89 UC Irvine*	3-8 L
5/14/89 UC Irvine*	1-3 L
5/17/89 Fresno State	2-5 L

## HEAD COACH: QUINCEY NOBLE

### 1990 Results

Overall Record: 14-40 (Big West: 1-17)	
2/03/90 Santa Clara	4-2 W
2/03/90 Santa Clara	1-2 L
2/04/90 at Santa Clara	1-7 L
2/09/90 at San Diego State	1-4 L
2/10/90 at San Diego State	0-4 L
2/11/90 at San Diego State	2-10 L
2/13/90 Nevada	5-10 L
2/14/90 at California	1-10 L

2/15/90 Sonoma State	5-11 L
2/23/90 Cal Poly	7-1 W
2/24/90 Cal Poly	1-6 L
2/25/90 Cal Poly	4-2 W
2/25/90 Cal Poly	3-2 W
2/27/90 Oregon State	4-3 W
2/28/90 Oregon State	4-3 W
3/06/90 Cal State Stanislaus	5-3 W
3/09/90 at Sacramento State	4-5 L
3/13/90 at Loyola Marymount	5-12 L
3/14/90 at Loyola Marymount	2-9 L
3/17/90 Saint Mary's	9-10 L
3/17/90 Saint Mary's	5-11 L
3/18/90 at Saint Mary's	1-9 L
3/20/90 at Nevada	12-10 W
3/23/90 Cal State Northridge	6-8 L
3/24/90 Cal State Northridge	5-6 L
3/24/90 Cal State Northridge	2-9 L
3/27/90 at Cal State Stanislaus	5-3 W
3/30/90 at Fresno State*	1-11 L
3/31/90 at Fresno State*	1-3 L
4/01/90 at Fresno State*	1-2 L
4/03/90 at Stanford	2-16 L
4/06/90 Sacramento State	2-1 W
4/10/90 at UC Davis	8-3 W
4/11/90 Cal State Stanislaus	2-1 W
4/12/90 at UC Irvine*	3-6 L
4/13/90 at UC Irvine*	1-3 L
4/14/90 at UC Irvine*	7-12 L
4/17/90 California	4-6 L
4/18/90 at Cal State Stanislaus	1-0 W
4/20/90 UC Santa Barbara*	3-13 L
4/21/90 UC Santa Barbara*	2-6 L
4/22/90 UC Santa Barbara*	5-11 L
4/24/90 UC Davis	0-2 L
4/27/90 at San Jose State*	1-3 L
4/28/90 at San Jose State*	5-20 L
4/29/90 at San Jose State*	6-5 W
5/01/90 at Sacramento State	1-7 L
5/04/90 UNLV*	2-5 L
5/05/90 UNLV*	1-5 L
5/06/90 UNLV*	9-11 L
5/10/90 at Long Beach State*	1-14 L
5/11/90 at Long Beach State*	0-17 L
5/12/90 at Long Beach State*	1-11 L

## 1991 Results

Overall Record: 22-31 (Big West: 8-13)	
2/03/91 Cal State Hayward	2-1 L
2/03/91 Cal State Hayward	3-0 W
2/05/91 at Stanford	6-5 L
2/08/91 at San Diego State	7-6 L
2/09/91 at San Diego State	4-0 L
2/10/91 at San Diego State	9-4 L
2/12/91 at Cal State Stanislaus	5-4 L
2/13/91 Sacramento State	2-0 L
2/16/91 at Nevada	10-7 L
2/17/91 at Nevada	5-2 L
2/19/91 at UC Davis	5-4 W
2/22/91 Cal State Los Angeles	8-7 W
2/23/91 Cal State Los Angeles	6-5 L
2/23/91 Cal State Los Angeles	7-2 W
2/26/91 at Sonoma State	9-7 W
3/05/91 at California	10-7 L
3/06/91 Cal State Stanislaus	8-4 W
3/08/91 Utah	5-4 W
3/08/91 Utah	4-3 W
3/09/91 Utah	7-5 W
3/09/91 Utah	6-0 L
3/13/91 vs Samford	4-1 W
3/15/91 at Sacramento State	11-7 W
3/15/91 at Sacramento State	6-1 L
3/17/91 at San Francisco	4-0 W
3/28/91 Fresno State*	6-1 L
3/29/91 Fresno State*	6-3 L
3/30/91 Fresno State*	18-2 L
4/02/91 at Saint Mary's	7-4 W
4/05/91 at Cal State Fullerton*	3-1 L
4/06/91 at Cal State Fullerton*	13-2 L
4/07/91 at Cal State Fullerton*	12-7 L
4/09/91 Stanford	6-4 W
4/12/91 UC Irvine*	6-5 W
4/13/91 UC Irvine*	8-7 W
2/14/91 UC Irvine*	8-2 W
4/16/91 San Francisco	10-2 W
4/19/91 at UC Santa Barbara*	13-1 L
4/20/91 at UC Santa Barbara*	4-2 L
4/21/91 at UC Santa Barbara*	11-7 L
4/23/91 UC Davis	19-4 L
4/26/91 San Jose State*	5-4 W
4/27/91 San Jose State*	4-3 L

4/28/91 San Jose State*	5-4 W
4/30/91 California	7-6 L
5/03/91 at UNLV*	6-0 W
5/04/91 at UNLV*	4-3 W
5/05/91 at UNLV*	12-6 L
5/07/91 Nevada	4-1 L
5/10/91 Long Beach State*	14-6 L
5/11/91 Long Beach State*	2-1 W
5/12/91 Long Beach State*	11-0 L

## 1992 Results

Overall Record: 17-33 (Big West: 6-18)	
1/28/92 California	3-5 L
2/01/92 Cal State Hayward	8-1 W
2/02/92 at Cal State Hayward	6-7 L
2/04/92 San Francisco	6-5 W
2/06/92 Utah	5-4 W
2/08/92 UC Davis	7-5 W
2/08/92 Nevada	5-2 W
2/12/92 at Stanford	0-6 L
2/22/92 Nevada	0-1 L
2/23/92 Nevada	1-5 L
2/25/92 at Stanislaus State	2-1 W
2/28/92 Lewis and Clark	10-5 W
2/29/92 Nevada	7-9 L
3/01/92 Lewis and Clark	3-6 L
3/03/92 Saint Mary's	3-5 L
3/07/92 San Jose State*	0-4 L
3/07/92 San Jose State*	2-8 L
3/08/92 San Jose State*	3-8 L
3/13/92 at Long Beach State*	3-6 L
3/14/92 at Long Beach State*	7-20 L
3/15/92 at Long Beach State*	3-11 L
3/18/92 Princeton	15-3 W
3/20/92 UNLV*	3-9 L
3/21/92 UNLV*	0-3 L
3/22/92 UNLV*	12-4 W
2/24/92 Central Washington	16-4 W
3/25/92 Southern Utah	5-11 L
3/27/92 Cal State Fullerton*	0-4 L
3/28/92 Cal State Fullerton*	6-22 L
3/29/92 Cal State Fullerton*	3-2 W
3/31/92 Santa Clara	2-3 L
4/03/92 at UC Irvine*	3-11 L
4/04/92 at UC Irvine*	3-2 W
4/05/92 at UC Irvine*	13-4 W
4/08/92 Southern Utah	7-2 W
4/10/92 at Fresno State*	1-6 L
4/11/92 at Fresno State*	0-4 L
4/12/92 at Fresno State*	1-4 L
4/16/92 UC Santa Barbara*	3-2 W
4/17/92 UC Santa Barbara*	5-6 L
4/18/92 UC Santa Barbara*	6-11 L
4/22/92 at Sacramento State	4-6 L
4/28/92 at San Francisco	4-3 W
5/01/92 New Mexico State*	7-9 L
5/02/92 New Mexico State*	7-1 W
5/02/92 New Mexico State*	5-11 L
5/05/92 at Nevada	6-11 L
5/08/92 Sacramento State	4-7 L
5/12/92 Stanford	3-12 L
5/15/92 Sacramento State	1-6 L

## 1993 Results

Overall Record: 31-22 (Big West: 7-14)	
1/29/93 at Cal State Hayward	3-10 L
1/30/93 Cal State Hayward	10-7 W
1/31/93 Cal State Hayward	3-9 L
2/02/93 California	6-3 W
2/05/93 San Diego State	13-3 W
2/06/93 San Diego State	4-1 W
2/07/93 San Diego State	10-4 W
2/09/93 at Stanford	4-6 L
2/12/93 Chico State	7-2 W
2/13/93 Cal St San Bernardino	8-13 L
2/14/93 Cal St San Bernardino	6-4 W
2/16/93 at Fresno State	5-10 L
2/19/93 Southern Utah	17-7 W
2/20/93 Southern Utah	18-5 W
2/20/93 Southern Utah	20-6 W
2/21/93 Southern Utah	14-1 W
2/27/93 Portland State	7-3 W
2/27/93 Portland State	7-1 W
2/28/93 Portland State	5-6 L
2/28/93 Portland State	8-0 W
3/02/93 Cal State Stanislaus	3-6 L
3/05/93 Valparaiso	8-4 W
3/06/93 Valparaiso	12-3 W

# YEAR-BY-YEAR RESULTS

3/13/93	Long Beach State*	1-0	W
3/14/93	Long Beach State*	7-6	W
3/19/93	at UNLV*	10-6	W
3/20/93	at UNLV*	5-3	
W	3/21/93		
UNLV*	5-6		L
3/27/93	at Cal State Fullerton*	1-8	L
3/27/93	at Cal State Fullerton*	3-8	L
3/28/93	at Cal State Fullerton*	6-2	W
3/30/93	Saint Mary's	5-4	W
3/31/93	at Chico State	0-1	L
4/08/93	Nevada*	3-8	L
4/09/93	Nevada*	1-2	L
4/10/93	Nevada*	2-3	L
4/13/93	at Sacramento State	8-3	W
4/16/93	at UC Santa Barbara*	3-4	L
4/17/93	at UC Santa Barbara*	9-4	W
4/18/93	at UC Santa Barbara*	5-11	L
4/20/93	at San Francisco	8-5	W
4/23/93	San Jose State*	5-10	L
4/24/93	San Jose State*	1-4	L
4/25/93	San Jose State*	8-6	
W	4/27/93		
Sacramento State		7-8	
L	4/30/93		
New Mexico State*		6-9	L
5/01/93	at New Mexico State*	11-5	W
5/01/93	at New Mexico State*	11-3	W
5/04/93	at California	11-6	W
5/05/93	Saint Mary's	2-3	L
1994 Results			
Overall Record: 36-18 (Big West: 8-12)			
1/28/94	Cal State Hayward	6-3	W
1/29/94	at Cal State Hayward	13-3	W
1/30/94	Cal State Hayward	8-7	W
2/01/94	at California	2-3	L
2/05/94	at San Diego State	2-3	L
2/06/94	at San Diego State	2-9	L
2/11/94	Utah	1-4	L
2/12/94	Utah	9-10	L
2/12/94	Utah	6-5	W
2/13/94	Utah	21-7	W
2/20/94	at San Francisco	3-2	W
2/22/94	at Stanford	4-14	L
2/25/94	Southern Utah	10-7	W
3/25/94	Southern Utah	9-0	W
2/26/94	Southern Utah	12-3	W
3/03/94	Cal State Los Angeles	2-1	W
3/04/94	Cal State Los Angeles	2-1	W
3/05/94	Cal State Los Angeles	13-9	W
3/07/94	Portland	4-2	W
3/08/94	Fresno State	5-1	W
3/10/94	Maine	12-8	W
3/10/94	Maine	9-6	W
3/15/94	Chico State	8-5	W
3/19/94	Lewis and Clark	15-3	W
3/20/94	Eastern Oregon	8-4	
W	3/20/94		
Western Oregon		7-1	W
3/22/94	at Saint Mary's	5-4	W
3/25/94	UNLV*	5-4	W
3/26/94	UNLV*	6-5	W
3/27/94	UNLV*	12-3	W
4/01/94	at Southern Utah	17-4	W
4/01/94	at Southern Utah	18-5	W
4/02/94	at Southern Utah	15-2	W
4/05/94	Saint Mary's	3-1	W
4/08/94	at Nevada*	8-10	L
4/09/94	at Nevada*	6-7	L
4/10/94	at Nevada*	13-15	L
4/13/94	California	6-5	W
4/15/94	New Mexico State*	3-8	L
4/16/94	New Mexico State*	9-1	W
4/17/94	New Mexico State*	3-4	L
4/22/94	Cal State Fullerton*	0-4	L
4/24/94	Cal State Fullerton*	1-4	L
4/27/94	at Sacramento State	11-10	W
4/29/94	at San Jose State*	0-1	L
4/30/94	at San Jose State*	7-3	W
5/01/94	at San Jose State*	10-0	W
5/04/94	at Sacramento State	10-9	W
5/07/94	UC Santa Barbara*	9-4	W
5/07/94	UC Santa Barbara*	1-3	L
5/08/94	UC Santa Barbara*	12-2	W
5/13/94	at Long Beach State*	2-13	L
5/14/94	at Long Beach State*	1-8	L
5/15/94	at Long Beach State*	0-3	L

## 1995 Results

Overall Record: 26-26 (Big West: 5-16)			
1/31/95	at Fresno State	2-3	L
2/03/95	San Diego State	5-4	W
2/04/95	San Diego State	1-15	L
2/05/95	San Diego State	5-4	W
2/07/95	Sonoma State	8-3	W
2/08/95	Santa Clara	7-9	L
2/11/95	San Francisco	14-8	W
2/11/95	San Francisco	8-1	W
2/14/95	California	3-6	L
2/14/95	Washington State	6-5	W
2/18/95	Washington State	17-4	W
2/19/95	Washington State	3-1	W
2/21/95	at California	3-17	L
2/24/95	Portland State	11-3	W
2/25/95	Portland State	6-3	W
2/25/95	Portland State	0-3	L
2/26/95	Portland State	6-0	W
2/28/95	Stanford	10-2	W
3/07/95	at San Francisco	6-4	W
3/09/95	at Southern Utah	4-1	W
3/09/95	at Southern Utah	3-4	L
3/17/95	Southern Utah	8-2	W
3/18/95	Southern Utah	5-3	W
3/18/95	Southern Utah	6-2	W
3/19/95	Southern Utah	19-7	W
3/21/95	Saint Mary's	5-3	W
3/24/95	at UNLV*	1-3	L
3/25/95	at UNLV*	2-8	L
3/26/95	at UNLV*	10-6	W
3/28/95	at Saint Mary's	3-6	L
3/31/95	San Jose State*	11-1	W
4/01/95	San Jose State*	1-2	L
4/02/95	San Jose State*	5-4	W
4/04/95	at Santa Clara	1-8	L
4/08/95	at Nevada*	5-20	L
4/08/95	at Nevada*	1-5	L
4/09/95	at Nevada*	5-6	L
4/11/95	Fresno State	2-11	L
4/13/95	at New Mexico State*	10-11	L
4/14/95	at New Mexico State*	4-12	L
4/15/95	at New Mexico State*	19-6	W
4/18/95	at San Francisco	7-3	W
4/21/95	at Cal State Fullerton*	1-2	L
4/22/95	at Cal State Fullerton*	5-9	L
4/23/95	at Cal State Fullerton*	0-5	L
4/28/95	Long Beach State*	2-6	L
4/30/95	Long Beach State*	6-8	L
4/30/95	Long Beach State*	2-9	L
5/02/95	at Sacramento State	3-1	W
5/05/95	at UC Santa Barbara*	7-6	W
5/06/95	at UC Santa Barbara*	3-5	L
5/07/95	at UC Santa Barbara*	1-8	L

## 1996 Results

Overall Record: 24-25 (Big West: 5-16)			
1/25/96	Cal State Hayward	16-1	W
1/29/96	Cal State Hayward	4-2	W
2/6/96	Chico State	3-4	L
2/10/96	Oregon State	4-5	L
2/10/96	Oregon State	3-5	L
2/11/96	Oregon State	4-3	W
2/16/96	Washington State	6-5	W
2/17/96	Washington State	5-2	W
2/18/96	Washington State	3-2	W
2/23/96	Southern Utah	8-5	W
2/23/96	Southern Utah	11-2	W
2/24/96	Southern Utah	16-2	W
3/06/96	Penn State	7-3	W
3/07/96	Cal State Fullerton*	5-9	L
3/08/96	Cal State Fullerton*	11-13	L
3/09/96	Cal State Fullerton*	4-16	L
3/11/96	vs Oregon State	6-2	W
3/13/96	vs New Mexico	5-0	W
3/14/96	vs Creighton	5-14	L
3/15/96	vs Portland State	6-8	L
3/16/96	vs Oregon State	2-11	L
3/19/96	Cornell	25-4	W
3/20/96	Cornell	18-7	W
3/21/96	Cornell	23-13	W
3/22/96	Cal State Los Angeles	6-3	W
3/23/96	Cal State Los Angeles	5-6	L
3/24/96	Cal State Los Angeles	8-7	W
3/29/96	at Long Beach State*	7-11	L
3/30/96	at Long Beach State*	0-3	L
3/31/96	at Long Beach State*	9-11	L

4/04/96	UC Santa Barbara*	1-6	L
4/05/96	UC Santa Barbara*	6-8	L
4/06/96	UC Santa Barbara*	3-13	L
4/09/96	at California	5-6	L
4/13/96	at San Jose State*	4-3	W
4/14/96	at San Jose State*	15-8	W
4/15/96	at San Jose State*	9-4	W
4/20/96	UNLV*	2-7	L
4/20/96	UNLV*	3-2	W
4/21/96	UNLV*	8-3	W
4/23/96	Saint Mary's	8-6	W
4/26/96	New Mexico State*	3-4	L
4/27/96	New Mexico State*	1-3	L
4/28/96	New Mexico State*	2-6	L
4/30/96	Saint Mary's	11-10	W
5/03/96	at Nevada*	3-15	L
5/04/96	at Nevada*	4-9	L
5/05/96	at Nevada*	4-13	L
5/07/96	Sacramento State	7-10	L

## 1997 Results

Overall Record: 29-29 (Big West: 11-19)			
1/17/97	at Hawai'i-Hilo	3-4	L
1/17/97	at Hawai'i-Hilo	7-4	W
1/18/97	at Hawai'i-Hilo	9-5	W
1/18/97	at Hawai'i-Hilo	13-3	W
1/19/97	at Hawai'i-Hilo	6-12	L
1/19/97	at Hawai'i-Hilo	3-2	W
1/24/97	Cal State Hayward	9-1	W
1/28/97	Southern Utah	8-14	L
1/28/97	Southern Utah	4-1	W
1/29/97	Southern Utah	8-4	W
2/01/97	at San Jose State	5-10	L
2/02/97	San Jose State	3-5	L
2/04/97	at Fresno State	7-4	W
2/08/97	San Francisco	7-1	W
2/09/97	at San Francisco	3-5	L
2/14/97	Washington State	4-0	W
2/15/97	Washington State	13-6	W
2/16/97	Washington State	7-9	L
2/18/97	at Saint Mary's	1-10	L
2/21/97	Cal State Los Angeles	15-7	W
2/22/97	Cal State Los Angeles	13-0	W
2/23/97	Cal State Los Angeles	3-2	W
3/07/97	Sacramento State*	6-0	W
3/07/97	Rhode Island	19-3	W
3/08/97	at Sacramento State*	5-6	L
3/09/97	Sacramento State*	20-3	W
3/14/97	New Mexico State*	7-3	W
3/15/97	New Mexico State*	5-9	L
3/16/97	New Mexico State*	16-15	W
3/21/97	at Nevada*	0-11	L
3/22/97	at Nevada*	8-9	L
3/23/97	at Nevada*	17-28	L
3/27/97	at Cal State Fullerton*	8-0	W
3/28/97	at Cal State Fullerton*	3-17	L
3/29/97	at Cal State Fullerton*	4-16	L
4/04/97	Long Beach State*	4-10	L
4/05/97	Long Beach State*	1-11	L
4/06/97	Long Beach State*	3-10	L
4/11/97	at Sacramento State*	3-2	W
4/12/97	Sacramento State*	9-5	W
4/13/97	at Sacramento State*	6-7	L
4/15/97	Saint Mary's	4-0	W
4/18/97	at Cal Poly*	4-0	W
4/19/97	at Cal Poly*	2-13	L
4/20/97	at Cal Poly*	6-10	L
4/25/97	UC Santa Barbara*	9-8	W
4/26/97	UC Santa Barbara*	5-18	L
4/27/97	UC Santa Barbara*	4-16	L
5/02/97	at New Mexico State*	5-4	W
5/03/97	at New Mexico State*	16-33	L
5/04/97	at New Mexico State*	4-16	L
5/09/97	Nevada*	8-18	L
5/10/97	Nevada*	4-3	W
5/11/97	Nevada*	8-11	L
5/15/97	vs Cal State Fullerton	6-4	W
5/16/97	vs Long Beach State	0-4	L
5/17/97	vs Nevada	8-5	W
5/17/97	vs Long Beach State	6-7	L

## 1998 Results

Overall Record: 25-22 (Big West: 12-17)			
1/28/98	Southern Utah	4-2	W
1/28/98	Southern Utah	6-2	W
1/30/98	San Jose State	5-19	L
2/10/98	at Fresno State	4-2	W
2/18/98	Cal State Hayward	7-5	W
2/18/98	Cal State Hayward	5-3	W
2/24/98	Saint Mary's	2-7	L
2/27/98	Utah	14-12	W

2/28/98	Utah	4-3	W
2/28/98	Utah	6-3	W
3/01/98	Utah	6-4	W
3/03/98	Fresno State	14-3	W
3/06/98	at Sacramento State*	2-10	L
3/07/98	Sacramento State*	17-4	W
3/08/98	at Sacramento State*	6-2	W
3/10/98	Cal State Hayward	7-5	W
3/13/98	at New Mexico State*	10-13	L
3/14/98	at New Mexico State*	7-6	W
3/15/98	at New Mexico State*	15-8	W
3/18/98	California	5-11	L
3/20/98	Nevada*	1-6	L
3/21/98	Nevada*	3-14	L
3/22/98	Nevada*	9-4	W
3/25/98	Santa Clara	10-6	W
3/27/98	at Long Beach State*	0-3	L
3/28/98	at Long Beach State*	5-7	L
3/29/98	at Long Beach State*	5-1	W
4/04/98	Cal State Fullerton*	2-9	L
4/04/98	Cal State Fullerton*	1-11	L
4/05/98	Cal State Fullerton*	1-15	L
4/09/98	at UC Santa Barbara*	2-15	L
4/10/98	at UC Santa Barbara*	3-1	W
4/14/98	at Saint Mary's	13-12	W
4/17/98	Cal Poly*	5-6	L
4/18/98	Cal Poly*	6-0	W
4/19/98	Cal Poly*	3-10	L
4/24/98	Sacramento State*	13-10	W
4/25/98	at Sacramento State*	9-23	L
4/26/98	Sacramento State*	3-16	L
5/01/98	New Mexico State*	8-7	W
5/02/98	New Mexico State*	11-8	W
5/03/98	New Mexico State*	9-1	W
5/08/98	at Nevada*	4-23	L
5/09/98	at Nevada*	5-18	L
5/10/98	at Nevada*	1-16	L
5/14/98	vs Nevada	1-29	L
5/15/98	vs UC Santa Barbara	2-3	L

## 1999 Results

Overall Record: 31-25 (Big West: 17-13)			
1/28/99	Southern Utah	5-1	W
1/28/99	Southern Utah	4-7	L
1/29/99	Southern Utah	5-4	W
1/29/99	Southern Utah	3-0	W
2/05/99	San Jose State	3-2	W
2/06/99	at San Jose State	5-2	W
2/12/99	Utah	5-0	W
2			

# YEAR-BY-YEAR RESULTS

5/05/99	at Stanford	1-2	L	3/17/01	at Sacramento State*	4-2	W	4/01/04	at Dallas Baptist	12-5	W
5/07/99	at Cal Poly*	10-6	W	3/18/01	at Sacramento State*	3-7	L	4/02/04	at Dallas Baptist	5-12	L
5/08/99	at Cal Poly*	2-5	L	3/20/01	Fresno State	2-8	L	4/03/04	at Dallas Baptist	2-12	L
5/09/99	at Cal Poly*	3-1	W	3/23/01	Cal State Northridge*	4-11	L	4/08/04	at Cal State Fullerton*	1-16	L
5/14/99	at Nevada*	8-6	W	3/24/01	Cal State Northridge*	2-6	L	4/09/04	at Cal State Fullerton*	0-13	L
5/15/99	at Nevada*	6-8	L	3/25/01	Cal State Northridge*	1-8	L	4/10/04	at Cal State Fullerton*	5-13	L
5/16/99	at Nevada*	4-7	L	3/27/01	at California	9-8	W	4/16/04	at Cal Poly*	3-11	L
<b>2000 Results</b>											
Overall Record: 22-32 (Big West: 5-25)											
2/01/00	Centenary	4-0	W	3/30/01	at UC Riverside*	13-2	W	2/01/03	Nevada	2-7	L
2/04/00	Saint Mary's	11-15	L	3/31/01	at UC Riverside*	12-2	W	2/02/03	Nevada	5-4	W
2/06/00	Saint Mary's	2-0	W	4/01/01	at UC Riverside*	10-4	W	2/04/03	at Sacramento State	4-5	L
2/06/00	Saint Mary's	4-3	W	4/06/01	at #14 Cal St Fullerton*	1-6	L	2/07/03	Washington State	4-1	W
2/12/00	Utah	9-4	W	4/07/01	at #14 Cal St Fullerton*	1-3	L	2/08/03	Washington State	8-7	W
2/12/00	Utah	4-0	W	4/08/01	at #14 Cal St Fullerton*	0-28	L	2/09/03	Washington State	17-7	W
2/17/00	Cal State Stanislaus	16-7	W	4/12/01	Long Beach State*	2-14	L	2/14/03	Portland	2-1	W
2/18/00	Cal State Stanislaus	11-3	W	4/13/01	Long Beach State*	4-5	L	2/15/03	Portland	4-1	W
2/26/00	Portland	9-3	W	4/14/01	Long Beach State*	2-8	L	2/16/03	Portland	6-9	L
2/26/00	Portland	3-12	L	4/19/01	Cal Poly*	3-2	W	2/21/03	Coppin State	17-1	W
2/27/00	Portland	4-3	W	4/21/01	Cal Poly*	10-11	L	2/21/03	Coppin State	2-1	W
3/03/00	George Washington	5-2	W	4/22/01	Cal Poly*	3-6	L	2/22/03	Coppin State	17-3	W
3/04/00	George Washington	10-9	W	4/27/01	at UC Santa Barbara*	1-6	L	2/22/03	Coppin State	14-0	W
3/05/00	George Washington	13-7	W	4/28/01	at UC Santa Barbara*	1-6	L	2/23/03	Coppin State	12-0	W
3/10/00	San Jose State	10-3	W	4/29/01	at UC Santa Barbara*	2-5	L	2/28/03	Saint Mary's	5-4	W
3/11/00	San Jose State	3-1	W	5/04/01	at Cal State Northridge*	12-4	W	3/01/03	at Saint Mary's	0-6	L
3/11/00	San Jose State	3-4	L	5/05/01	at Cal State Northridge*	9-4	W	3/02/03	Saint Mary's	1-16	L
3/12/00	at San Jose State	4-7	L	5/06/01	at Cal State Northridge*	4-5	L	3/04/03	Santa Clara	5-4	W
3/17/00	at Cal State Fullerton*	2-7	L	5/11/01	UC Riverside*	8-0	W	3/07/03	at Nevada	5-14	L
3/18/00	at Cal State Fullerton*	3-8	L	5/12/01	UC Riverside*	0-1	L	3/08/03	at Nevada	11-6	W
3/19/00	at Cal State Fullerton*	6-9	L	5/13/01	UC Riverside*	5-6	L	3/11/03	at UCLA	8-4	W
3/22/00	Saint Martin's	8-0	W	5/17/01	Sacramento State*	6-2	W	3/14/03	Minnesota	3-10	L
3/24/00	Long Beach State*	2-9	L	5/18/01	Sacramento State*	7-2	W	3/15/03	Minnesota	0-4	L
3/25/00	Long Beach State*	4-10	L	5/20/01	Sacramento State*	2-5	L	3/16/03	Minnesota	2-10	L
3/26/00	Long Beach State*	2-5	L	<b>2002 Season</b>							
3/28/00	San Francisco	10-1	W	Overall Record: 26-28-1 (Big West: 7-17)							
3/31/00	at Cal Poly*	3-5	L	2/08/02	Utah	5-10	L	3/28/03	Sacramento State	5-4	W
4/01/00	at Cal Poly*	4-6	L	2/08/02	Utah	15-7	W	3/29/03	Sacramento State	5-7	L
4/02/00	at Cal Poly*	10-4	W	2/09/02	Utah	10-12	L	3/30/03	Sacramento State	0-5	L
4/04/00	at San Francisco	3-5	L	2/14/02	BYU	4-3	W	4/04/03	at #2 Cal St Fullerton*	1-10	L
4/07/00	UC Santa Barbara*	7-10	L	2/15/02	BYU	8-4	W	4/05/03	at #2 Cal St Fullerton*	0-7	L
4/08/00	UC Santa Barbara*	5-3	W	2/16/02	BYU	2-5	L	4/06/03	at #2 Cal St Fullerton*	2-4	L
4/09/00	UC Santa Barbara*	3-9	L	2/22/02	at Saint Mary's	7-8	L	4/08/03	San Francisco	3-2	W
4/11/00	at Fresno State	5-12	L	2/23/02	Saint Mary's	8-7	W	4/11/03	Cal Poly*	14-6	W
4/13/00	Nevada*	3-8	L	2/24/02	at Saint Mary's	9-11	L	4/12/03	Cal Poly*	4-12	L
4/14/00	Nevada*	6-10	L	2/26/02	Bethany College	14-1	W	4/14/03	Cal Poly*	0-4	L
4/15/00	Nevada*	1-12	L	3/01/02	Portland	6-8	L	4/17/03	UC Irvine*	5-3	W
4/20/00	at New Mexico State*	12-13	L	3/02/02	Portland	3-0	W	4/18/03	UC Irvine*	9-1	W
4/21/00	at New Mexico State*	12-5	W	3/02/02	Portland	11-4	W	4/19/03	UC Irvine*	1-6	L
4/22/00	at New Mexico State*	17-7	W	3/03/02	Portland	7-11	L	4/23/03	Hawai'i Hilo	10-0	W
4/25/00	at California	3-10	L	3/08/02	Fordham	8-0	W	4/25/03	at UC Riverside*	1-10	L
4/28/00	Sacramento State*	1-9	L	3/09/02	Fordham	21-10	W	4/26/03	at UC Riverside*	2-10	L
4/29/00	Sacramento State*	6-2	W	3/11/02	vs Liberty	9-9	T	4/27/03	at UC Riverside*	11-9	W
4/30/00	Sacramento State*	3-8	L	3/12/02	vs Fordham	15-6	W	5/02/03	#5 Long Beach State*	2-16	L
5/05/00	at Long Beach State*	3-12	L	3/13/02	vs Oral Roberts	8-6	W	5/03/03	#5 Long Beach State*	2-7	L
5/06/00	at Long Beach State*	4-11	L	3/14/02	vs UC Santa Barbara	11-9	W	5/04/03	#5 Long Beach State*	2-6	L
5/07/00	at Long Beach State*	3-4	L	3/15/02	vs Gonzaga	10-8	W	5/09/03	at UC Santa Barbara*	4-11	L
5/12/00	Cal State Fullerton*	2-9	L	3/16/02	at Fresno State	2-9	L	5/10/03	at UC Santa Barbara*	7-5	W
5/13/00	Cal State Fullerton*	0-3	L	3/19/02	at Nevada	6-7	L	5/11/03	at UC Santa Barbara*	3-4	L
5/14/00	Cal State Fullerton*	5-21	L	3/25/02	Stony Brook	7-6	W	5/16/03	at Cal State Northridge*	12-13	L
5/19/00	at Nevada*	5-15	L	3/25/02	Stony Brook	2-1	W	5/17/03	at Cal State Northridge*	11-7	W
5/20/00	at Nevada*	6-8	L	3/28/02	UC Irvine*	4-7	L	5/18/03	at Cal State Northridge*	3-5	L
5/21/00	at Nevada*	1-7	L	3/29/02	UC Irvine*	5-9	L	<b>HEAD COACH: ED SPRAGUE</b>			
<b>2001 Season</b>											
Overall Record: 25-30 (Big West: 5-13)											
1/25/01	Nevada	5-3	W	4/06/02	at Cal Poly*	8-15	L	<b>2004 Season</b>			
1/26/01	Nevada	16-15	W	4/07/02	at Cal Poly*	11-13	L	Overall Record: 20-34 (Big West: 5-16)			
1/27/01	Nevada	0-6	L	4/07/02	at Cal Poly*	10-9	W	2/06/04	BYU	5-4	W
2/02/01	Utah	3-2	W	4/12/02	Cal State Fullerton*	4-5	L	2/07/04	Saint Mary's	1-12	L
2/03/01	Utah	8-5	W	4/13/02	Cal State Fullerton*	8-7	W	2/08/04	Nevada	3-9	L
2/03/01	Utah	0-9	L	4/14/02	Cal State Fullerton*	4-11	L	2/12/04	vs Northwestern	15-11	W
2/04/01	Utah	9-11	L	4/18/02	Hawai'i-Hilo	1-9	L	2/13/04	vs Portland	12-4	W
2/10/01	San Francisco	5-7	L	4/19/02	Hawai'i-Hilo	4-1	W	2/15/04	vs Washington State	5-4	W
2/10/01	San Francisco	6-4	W	4/20/02	Hawai'i-Hilo	10-3	W	2/20/04	at UCLA	1-6	L
2/13/01	California	5-6	L	4/20/02	Hawai'i-Hilo	13-1	W	2/21/04	at UCLA	7-0	W
2/15/01	vs North Western	3-2	W	4/23/02	Bethany College	11-0	W	2/24/04	at Santa Clara	3-8	L
2/16/01	vs North Western	19-4	W	4/26/02	at UC Riverside*	4-8	L	2/28/04	Saint Mary's	3-2	W
2/17/01	vs Ball State	3-9	L	4/27/02	at UC Riverside*	4-1	W	2/29/04	Saint Mary's	2-1	W
2/23/01	Portland	5-2	W	4/28/02	at UC Riverside*	15-6	W	2/29/04	Saint Mary's	2-0	W
2/23/01	Portland	1-4	L	5/03/02	Cal State Northridge*	0-1	L	3/05/04	San Francisco	1-3	L
2/25/01	Portland	8-7	W	5/04/02	Cal State Northridge*	1-4	L	3/06/04	San Francisco	3-2	W
2/25/01	Portland	3-7	L	5/05/02	Cal State Northridge*	3-10	L	3/07/04	San Francisco	6-8	L
3/03/01	at Santa Clara	11-2	W	5/07/02	at Nevada	9-11	L	3/12/04	Utah	5-4	W
3/03/01	at Santa Clara	7-6	W	5/10/02	UC Santa Barbara*	5-4	W	3/12/04	Utah	3-0	W
3/08/01	Eastern Michigan	8-0	W	5/11/02	UC Santa Barbara*	2-18	L	3/14/04	Utah	11-10	W
3/09/01	Eastern Michigan	4-3	W	5/12/02	UC Santa Barbara*	3-9	L	3/16/04	at California	4-8	L
3/10/01	#12 Notre Dame	2-5	L	5/17/02	at Long Beach State*	5-7	L	3/18/04	Lafayette	4-2	W
3/13/01	Columbia	10-1	W	5/18/02	at Long Beach State*	4-5	L	3/19/04	Lafayette	3-13	L
3/16/01	at Sacramento State*	6-8	L	5/19/02	at Long Beach State*	0-5	L	3/20/04	Lafayette	12-7	W
				5/24/02	at Sacramento State*	10-3	W	3/23/04	at Nevada	11-12	L
				5/25/02	at Sacramento State*	1-6	L	3/25/04	Sacramento State	9-16	L
				5/26/02	at Sacramento State*	5-8	L	3/26/04	Sacramento State	5-15	L
								3/27/04	at Sacramento State	4-5	L
								3/28/04	at Sacramento State	1-6	L







# UNIVERSITY OF THE PACIFIC

5/15/25	at San Diego*	(7) 1-13	L
5/16/25	at San Diego*	1-2	L
5/17/25	at San Diego*	3-9	L

\* - Denotes Conference Contest