

PACIFIC TIGERS



2024

WOMEN'S VOLLEYBALL RECORD BOOK

Pacific Volleyball Year-By-Year

Year	Record	Conf. Record	Conf. Finish	Nat. Finish	Coach
1975	7-4	5-0	(1st NCAC)		Linda Golden
1976	17-8-1	5-0	(1st NCAC)		Taras Liskevych
1977	12-10	7-5	(NCAC)		Taras Liskevych
1978	23-15	9-4	(NCAC)		Taras Liskevych
1979	39-10-2	12-0	(1st NCAC) 4th		Taras Liskevych
1980	48-8	12-0	(1st NCAC) 2nd		Taras Liskevych
1981	27-13	12-0	(1st NCAC) 4th		Taras Liskevych
1982	32-8	13-1	(1st NorPac)	T-5th	Taras Liskevych
1983	37-4	9-0	(1st NorPac)	4th	Taras Liskevych
1984	32-8	6-2	(2nd PCAA)	3rd	Taras Liskevych
1985	36-3	15-1	(1st PCAA) 1st		John Dunning
1986	39-3	17-1	(1st PCAA) 1st		John Dunning
1987	30-4	16-2	(2nd PCAA)	T-5th	John Dunning
1988	22-13	14-4	(2nd Big West)	T-5th	John Dunning
1989	29-5	14-4	(2nd Big West)	T-9th	John Dunning
1990	30-7	14-4	(3rd Big West)	2nd	John Dunning
1991	24-6	15-3	(2nd Big West)	T-9th	John Dunning
1992	27-6	16-2	(2nd Big West)	T-5th	John Dunning
1993	21-10	12-6	(4th Big West)	T-9th	John Dunning
1994	23-7	14-4	(3rd Big West)	T-9th	John Dunning
1995	21-9	14-4	(3rd Big West)	T-17th	John Dunning
1996	26-7	14-2	(1st Big West)	T-9th	John Dunning
1997	23-9	12-4	(3rd Big West)	T-17th	John Dunning
1998	26-6	13-3	(3rd Big West)	T-9th	John Dunning
1999	32-3	15-1	(1st Big West)	T-3rd	John Dunning
2000	28-4	15-1	(1st Big West)	T-9th	John Dunning
2001	28-8	15-3	(2nd Big West)	T-9th	Jayne McHugh
2002	19-13	12-6	(4th Big West)	T-17th	Jayne McHugh
2003	18-14	9-9	(7th Big West)	T-17th	Jayne McHugh
2004	19-10	13-5	(2nd Big West)	T-33rd	Jayne McHugh
2005	16-14	8-6	(4th Big West)		Jayne McHugh
2006	8-21	3-11	(7th Big West)		Charlie Wade
2007	18-9	9-7	(4th Big West)		Charlie Wade
2008	12-16	10-6	(4th Big West)		Charlie Wade
2009	17-11	7-9	(6th Big West)		David Johnson
2010	19-11	9-7	(5th Big West)		Greg Gibbons
2011	18-12	8-8	(T4th Big West)		Greg Gibbons
2012	20-11	8-10	(7th Big West)		Greg Gibbons
2013	15-15	7-11	(7th WCC)		Greg Gibbons
2014	24-7	13-5	(2nd WCC)		Greg Gibbons
2015	17-13	8-10	(5th WCC)		Greg Gibbons
2016	15-15	9-9	(6th WCC)		Greg Gibbons
2017	17-14	11-7	(3rd WCC)		Greg Gibbons
2018	13-16	8-10	(6th WCC)		Greg Gibbons
2019	13-17	5-13	(7th WCC)		Greg Gibbons
2020*	2-7	2-7	(9th WCC)		Greg Gibbons
2021*	13-16	10-8	(4th WCC)		Greg Gibbons
2022	18-14	8-10	(5th WCC)		Greg Gibbons
2023	18-11	10-6	(4th WCC)		Greg Gibbons

TWO-TIME NATIONAL CHAMPIONS • 24 NCAA APPEARANCES • 36 ALL-AMERICA AWARDS • THREE OLYMPIANS

1975 In the first year of Pacific women's volleyball, the Tigers finished in first place in the NorCal Athletic Conference with a perfect 5-0 record. Pacific faced only California teams with the exception of Nevada-Reno.

1976 The Liskevych Era began at Pacific with the naming of Taras Liskevych as head coach. The Tigers finished the season 17-8 against primarily Division II opponents, and once again won the NCAC title with a 5-0 record.

1977 Year number three saw Pacific upgrade its competition level as the Tigers met UCLA, California, and Stanford. Pacific made its first trip to the coveted UCLA-NIVT and met powers Utah State and Pepperdine. The Tigers won three out of their last four matches and ended the season with a 12-10 record. The base of the future was set in 1977, as Nancy Lancaster, Patty Berg, and Kim McDonald, all eventual All-Americans, played their first season as Tigers.

1978 The building process began to reap profits as the Tigers improved their record to 23-15 and finished third in the NCAC. The year was marked by an upset victory over San Jose State, a three-match road trip to Hawai'i, and the hosting of UCLA in Stockton. Future All-American Jayne Gibson was a freshman on the squad.

1979 The Tigers made their first trip to the AIAW Nationals and shocked the volleyball world by placing fourth. Pacific went 40-11 and defeated UC Santa Barbara and Pepperdine in the regionals to earn a national tournament berth. The Tigers began



Dominance with Class

These nine women played for both of Pacific's national championship teams: (Top row) outside hitter Leona Bielefeld, setter Liz Hert, setter Janet Wolfe, middle blocker Dorothy Hert and outside hitter Brooke Herrington. (Bottom row) middle blocker Mary Miller, outside hitter Andrea Redick, middle blocker Elaina Oden, and outside hitter Teri McGrath.

The 1985 and 1986 teams combined for a 75-6 overall record and won all nine NCAA tournament matches, losing just three games in postseason play.

what would become a 35-match home winning streak and won the NCAC with a 12-0 record. 1979 was the first year of what is now the best four-team tournament in the nation—the Wendy's Classic. Pacific defeated USC in the championship match of the inaugural Wendy's Classic in front of 3,000 fans at Delta College, the same place where the Tigers upset then-unbeaten Hawai'i earlier in the season. Nancy Lancaster and Kim McDonald were named Pacific's first women's volleyball All-Americans.



The Tigers catch their first glimpse of the NCAA Championship trophy after defeating Stanford in four games for the 1985 title in Kalamazoo, Mich.

1980 Pacific came close to a first national championship, but would have to wait four years as the Tigers, led by graduating All-Americans Nancy Lancaster, Broderick Award winner Patty Berg, and Kim McDonald, lost to USC in the finals. The team won a school record 48 matches, a record that still stands, and lost only eight matches. Standing room only crowds were commonplace at Pacific as the Tigers upended USC in the Wendy's Classic and again went unbeaten (12-0) in the NCAC.

1981 The rebuilding process began again with great success as the Tigers, led by their foundation of stars—Jan Saunders, Eileen Dempster, Robin Burns, Lisa Franco, and All-America holdover Jayne Gibson—placed fourth in the NCAA Tournament. Along with a trip to the first-ever NCAA Tournament, Pacific made the just built Alex G. Spanos Center its new home, and inaugurated the new facility with a win over Oregon.

1982 The volleyball community realized the appeal for volleyball in Stockton and awarded the NCAA Final Four Championship Tournament to Pacific. The Tigers had a fine season (32-8), but were upset by Stanford in the South Regional Final, and a fourth straight Final Four bid was thwarted. Despite the fact that Pacific did not compete in the Final Four, volleyball fans packed the Spanos Center to watch the Championships. Pacific placed second to California in the NorPac post-season tournament after winning the regular season with a 13-1 mark.

1983 The Tigers were once again among the nation's four best teams, but could not win the National Championship at the Final Four in Lexington, Kentucky. Jan Saunders earned All-America honors for a second straight year and was joined on the All-America team by Eileen Dempster and Julie Maginot. Maginot was also a first team Academic All-American. The Tigers rolled to an impressive 37-4 record and were once again unbeaten in the NorPac Conference. Pacific was ranked No. 1 in the polls on several occasions in 1983.

1984 The success continued in 1984 and an era ended. After leading the Tigers to a 32-8 record and a third place finish at the NCAA Final Four, head coach Terry Liskevych announced his intention to leave Pacific to become the head coach of the United States Women's National Team. In Liskevych's final season, the Tigers captured the UCLA-NIVT and Wendy's Classic titles and blitzed through the Midwest Regional in Kalamazoo, Michigan, but fell short in the Final Four at UCLA.

1985 A new age began for Pacific volleyball as first year head coach John Dunning led a group of loosey-goosey freshmen and seasoned veterans to Pacific's first ever National Championship. The Tigers compiled a 36-3 mark as they rolled through the Northwest Regional in just six games and toppled UCLA and Stanford for the coveted crown in snowy Kalamazoo, Michigan. While Dunning received National Coach of the Year honors by *Volleyball Monthly*, All-America honors were bestowed upon Julie Maginot, Therese Boyle, and freshman Elaina Oden.

TWO-TIME NATIONAL CHAMPIONS • 24 NCAA APPEARANCES • 36 ALL-AMERICA AWARDS • THREE OLYMPIANS



Captain Liz Hert hoists Pacific's second consecutive NCAA championship trophy for the home fans at the Alex G. Spanos Center after the Tigers swept Nebraska in the 1986 final.

The freshman sensation Oden was also named the PCAA Player of the Year.


1986 The magic continued in 1986 as the Tigers rolled to their second consecutive National Championship. After losing the season opener to conference foe UC Santa Barbara, the Tigers reeled off wins in 39 of their next 41 matches, including impressive wins over Nebraska in the Wendy's Classic, a PCAA Tournament championship, and the tough NCAA Northwest Regional. Pacific then steamrolled Texas and Nebraska in the Final Four, defeating both teams in three-game matches, to claim the school's second consecutive national title.

1987 The Tigers enjoyed yet another brilliant season, coming within a step of the Final Four. Pacific started 9-1, and lost only four matches all year, three of those to eventual National Champion Hawai'i. The Tigers won the UCLA-NIVT and captured their sixth Wendy's Classic championship. In winning the Wendy's Classic, Pacific won its fourth Wendy's in a row with a four-game victory over Hawai'i in the championship match. Playing on the Rainbow Wahines' home court, Pacific lost to Hawai'i in the Northwest Regional Final, ending hopes of a third national crown. Pacific had six players named to all-conference teams, with Liz Hert and Teri McGrath making the first team, Mary Miller and Brooke Herrington appointed to the second team, and Cathey Scotlan and Krissy Fifer named to the all-freshman

team. Scotlan was named the PCAA's Most Outstanding Freshman.

1988 The Tigers won their 400th match in just 13 years, an average of 31 wins per year. Though Pacific lost 13 matches, its determination and a strong finish carried the Tigers to their second straight NCAA Northwest Region Championship in Hawai'i, where an injury plagued Tiger squad fell to the host Wahines in four tough games. Sophomore Cathey Scotlan earned second team All-America honors for the Tigers.

1989 The Tigers had yet another successful year in 1989, with 17 consecutive wins to open the season and a 29-5 overall record. Pacific hosted the NCAA Northwest Regional, but was defeated in the semifinal round by eventual National Champion Long Beach State. A definite high point of the season was the performance by Elaina Oden and the rest of the Tigers at the Wendy's Classic. Pacific came back from a 2-0



Addie Hauschild earned All-America honors from Volleyball Magazine in 1994 as a freshman.

deficit to defeat then No. 1 ranked UCLA in the championship match, with Oden's efforts earning Wendy's MVP honors for the second time. Oden also finished the season as the all-time kill leader in Pacific history, and earned a third All-America selection. Junior Krissy Fifer earned All-America honors for the first time.

1990 Pacific racked up several thousand miles of travel in 1990, finishing a very successful year with a second place national finish in College Park, Maryland. The Tigers started the season by winning 19 of their first 20 matches.

Playing with a purpose at the end of the season, the Tigers defeated Long Beach State in the Northwest Region final played at Hawai'i. In making it to the school's eighth Final Four, Pacific defeated Nebraska, 3-1, before falling to UCLA in the championship match. Representing one-fourth of the AVCA All-America selections were Krissy Fifer, Cathey Scotlan, and Melanie Beckenhauer.

1991 Pacific opened the season with an 11-match winning streak and finished 24-6 on the season. Among the top five teams the Tigers defeated in 1991 were Long Beach State, Hawai'i, and Nebraska. The win over Hawai'i was the first Tiger win in Hawai'i since 1985. Melanie Beckenhauer received first team All-America honors, while Sharon Kasser earned second team All-America kudos. Newcomer Charlotte Johansson was chosen to the *Volleyball Monthly* Freshman All-America team. Sophomore Natasha Soltysik earned District VIII Academic All-America honors.


1992 The Pacific women's volleyball program once again enjoyed a successful campaign in 1992, finishing with a 27-6 record on the season, the school's 15th consecutive 20-win season. Pacific also advanced to its 12th consecutive NCAA Regional. A 16-2 Big West Conference record was the school's best mark in conference play since 1987. The Tigers lost to only three teams during the season (Long Beach State, Nebraska, and Stanford), all of whom spent time in the nation's top five. Pacific ended the regular season ranked fourth in country. Middle blocker Charlotte Johansson earned second team All-America honors from the AVCA, one of only two sophomores to be so honored. Johansson and senior Katy Eldridge earned District VIII Academic All-America honors.

1993 Pacific finished the season 21-10 in 1993, the first season since 1988 with double figures in losses. The Tigers did pick up their 16th straight 20-win year, along with a 13th consecutive NCAA Regional appearance. Pacific strung together two five-match winning streaks in 1993, losing two in a row only once all season. Pacific avenged an early season loss to Stanford, winning the Stanford Invitational on October 9th. In the 3-1 victory over the Cardinal, Dominique Benton-Bozman set a school record for kills in a single match with 36. Benton-Bozman and Charlotte Johansson each earned All-Big West first team honors

and All-Northwest Region kudos. Johansson earned All-America honors for the third straight season, while she and Natasha Soltysik both earned GTE Academic All-America honors.

1994 Pacific's success on and off the court continued, as the Tigers rode winning streaks of nine, six, and five matches to a 23-7 record, and Charlotte Johansson was named a GTE Academic All-American for the third time and an All-American for the fourth straight year, with her first selection to the first team. Pacific's NCAA Tournament second round victory over UCSB saw Dominique Benton-Bozman tie the school record with 36 kills in a five-game win to lead the Tigers to their 14th consecutive regional. Pacific then fell to senior-laden Ohio State in the Northwest Region semifinal to complete its season. The Tigers never lost more than two consecutive matches, blazing to a 21-3 start. Johansson, Benton-Bozman, and freshman Addie Hauschild all earned All-Big West and All-Northwest Region honors, with Hauschild also doubling as a Freshman All-American, as named by *Volleyball Magazine*. Sophomore setter Sacha Caldemeyer also captured All-Big West second team honors.

1995 The Tiger women's volleyball team posted its 18th consecutive 20-win season and made its 17th consecutive post-season appearance, but a slew of late season injuries kept Pacific out of the NCAA Regionals for the first time. Overall, Pacific finished 21-9 and placed third in the Big West Conference. Dominique Benton-Bozman and Rebecca Downey each were selected to the all-conference first team, and Benton-Bozman doubled as an All-




Kara Gormsen earned AVCA and Volleyball Magazine First Team All-America Honors in 2000.

District 7 selection. Sacha Caldemeyer led the conference in assists per game (12.86) and joined Addie Hauschild on the all-conference second team. Elsa Stegemann earned a conference all-freshman team selection. The high point of the season came when Pacific swept Long Beach State at the Pyramid Nov. 11 to give head coach John Dunning his 300th career victory at Pacific. The Tigers also won all nine Big West Conference matches they played at home in the Spanos Center.

1996 Pacific women's volleyball made its return to the national top-10 and fell just two points shy of an opportunity to play for a Final Four appearance. The Tigers defeated three teams ranked among the top five (Long Beach State twice and Stanford). Senior setter and captain Sacha Caldemeyer notched the second-most assists in school history, yielding AVCA All-America honors in the process, and helped a squad starting two sophomores and two freshmen to the NCAA Regionals. All six starters earned all-conference recognition, including Caldemeyer, middle blocker Addie Hauschild, and outside hitter Elsa Stegemann, who landed on the first team. The team will be remembered most for its seven-point rally, down 13-8, to steal the Big West Conference Tournament championship from Long Beach State in Santa Barbara.

1997 The Tigers posted their 20th consecutive 20-win season (23-9), reached the semifinals of the Big West Conference Tournament, and qualified for their 17th consecutive NCAA Tournament in 1997. Head coach John Dunning tallied his 350th career victory in Pacific's five-game come-from-behind Bankers Classic championship victory over #6 Florida. The championship was Pacific's ninth in the 19-year history of the tournament. Four Tigers earned All-Big West Conference accolades, led by Addie Hauschild and Jennica Smith, who both earned first team selections. Tanja Dimitrijevic garnered Academic All-America District VIII first team honors. Pacific was also one of 13 NCAA Division I programs to earn the AVCA Team Academic Award.

1998 Pacific recorded its 21st consecutive 20-win season in 1998 with an overall record of 26-6 (13-3 Big West), and remained one of four teams to have qualified for each NCAA Women's Volleyball Tournament. The Tigers finished the season ranked 10th in the AVCA



Jennifer Joines poses with Athletic Director Lynn King after she became Pacific's all-time kill leader with 1,854 in 2003.

poll, earned their 16th NCAA Regional appearance in the 18-year history of the NCAA Tournament, and finished ninth in national home attendance with an average home crowd of 1,894. A total of five Tigers earned All-Big West honors, while three Tigers (Tracy Chambers, Jennica Smith, and Elsa Stegemann) received AVCA All-District accolades. Stegemann, the first women's volleyball player in Big West history to earn three consecutive Player of the Week awards, became the first Tiger since Charlotte Johansson in 1994 to earn first team AVCA All-America kudos. Head coach John Dunning, in his 14th season at the helm of the Tigers, became the first coach in Big West history to earn 200 career conference wins as Pacific swept Utah State on November 12 at the Spanos Center.

1999 The 1999 Pacific women's volleyball team advanced to its seventh NCAA Division I National Semifinal after hosting its first NCAA Regional since 1991, sweeping Florida in the regional final. The Tigers suffered a five-game defeat to Penn State in the national semifinals, but placed third in the final American Volleyball Coaches Association Poll. With the NCAA Tournament berth, Pacific remained one of just four teams to have qualified for each of the 19 tournaments, following the program's 22nd consecutive 20-win campaign. Senior outside hitter Elsa Stegemann received AVCA All-America first team honors for the second consecutive season as a total of three Tigers (Stegemann,

TWO-TIME NATIONAL CHAMPIONS • 24 NCAA APPEARANCES • 36 ALL-AMERICA AWARDS • THREE OLYMPIANS

PACIFIC HISTORY

Tracy Chambers, and Jennica Smith) were selected to the AVCA All-District Team. The 1999 Big West Conference Co-Player of the Year, Stegemann surpassed two-time Olympian Elaina Oden and became the Tigers' career kills leader in October. She tied a conference record as she received her ninth Player of the Week distinction in November. Head coach John Dunning was named the Big West Conference Coach of the Year for the third time in his career (1986, 1996, 1999) after guiding Pacific to its fourth conference title. Seniors Tanja Dimitrijevic and Angela Rosenquist were named to the GTE Academic All-District Team.

2000 The 2000 Pacific women's volleyball team won its second straight Big West title in a season full of records. The Tigers went 28-4 and 15-1 in conference play. Pacific dominated Big West play, only losing three games in conference play all year. The Tigers advanced to their 18th regional in 20 years by winning their first two NCAA matches in the friendly confines of the Alex G. Spanos Center. For a third straight season Pacific finished the season ranked in the AVCA Top 10, finishing No. 8 in the final poll. The Tigers set several records, most notably the consecutive games streak as they won 50 straight games from Sept. 23 to Nov. 24. Pacific also set new records in kills per game, digs per game and assists per game for a single season. Individually the Tigers had two All-Americans as senior Kara Gormsen was named a First-Team AVCA All-American and freshman Jennifer Joines was named a Second-Team AVCA All-American. Gormsen broke the school record for most assists per game with 14.21 on the season. Joines set a 15-year-old single season record in hitting percentage at .402. Gormsen, Joines, Jamie Hamm and Danielle Shinn were all named to the All-Big West First Team, while Elaine Goeders and Courtney Miller were named to the All-Big West Second Team. The Tigers became only the second school in Big West history to sweep conference honors as Gormsen was named Co-Player of the Year, John Dunning was named Head Coach of the Year and Jennifer Joines was named Freshman of the Year.

2001 The Pacific women's volleyball team won at least 28 matches for a third straight year, as it went 28-8 overall and 15-3 in Big West play. The Tigers advanced to their 19th NCAA

Regional in 21 years by venturing to Louisville, Ky. and winning two matches to advance to the "Sweet Sixteen". Pacific finished the season ranked in the Top 15 in the final AVCA Top 25 poll for a fourth straight season. The Tigers set a new record for most consecutive Bankers Classic Championships by winning their fifth straight against Hawai'i in a thrilling five-game match. Jennifer Joines and Jamie Hamm made multiple appearances in the record books during the 2001 season. Hamm set the Pacific career and season records for most digs with 1,661 in her career and 539 on the season. Joines set the record for most block assists in a season with 175, and became only the second Pacific player ever to record 600 or more kills in a season with 601. Megan Hauschild, Hamm and Joines were all named to the All-Big West First Team, while Elaine Goeders received All-Big West Honorable Mention honors. The Tigers hosted the prestigious State Farm Volleyball Classic and finished second in a tournament that included three of the 2000 Final Four teams. Pacific won the Nike Invitational, Bankers Classic and Cougar Challenge tournaments on the season. The Tigers played six matches against top-five opponents and faced the No. 1 team in the nation on three separate occasions.

2002 Pacific fell shy of the 20-win plateau for the first time since 1977, but the Tigers remained one of just four teams to have advanced to each and every NCAA Tournament, advancing to the second round for the 22nd time in 22 tries. Pacific posted a 19-13 overall record and a 12-6 mark in the Big West Conference. A total of four Tigers received All-Big West Conference selections, including Jennifer Joines, who received her third consecutive first team bid. Joines also earned AVCA All-America Second Team honors for the third straight year as she became the first player in program history to accumulate 1,500 kills and 500 blocks in a career. Joines was honored as the AVCA/Sports Imports National Player of the Week on Oct. 7. Pacific's three-game sweep of Utah State on Oct. 17, was the 750th win in the history of the program.

2003 Pacific kept its NCAA Tournament streak alive by appearing in NCAA post-season action for the 23rd consecutive season in 2003. The Tigers posted an 18-14 overall record and a 9-9 mark in Big West Conference play. Pacific opened the season with victories in five of its first six matches, including

a season-opening win against No. 14 Santa Clara. The Tigers wrapped up their regular season schedule with a pair of three-game sweeps against UAB and Oregon State to claim the 25th Annual Community Bankers Classic championship. The Tigers then swept San Francisco in first round action of the NCAA Tournament, before falling to No. 5 Stanford in the second round. Individually, senior Jennifer Joines garnered AVCA All-America First Team honors to close out her four-year All-American career. She ended her career holding the top spot in five Pacific career statistical categories, including kills and hitting percentage.

2004 Pacific maintained the program's storied tradition as the Tigers remained one of just four teams in the nation to advance to the NCAA Tournament each and every year of its existence. After Big West Conference coaches selected the Tigers to finish fourth in the conference's preseason poll, Pacific set out to prove them wrong and succeeded with a 19-10 overall record and a 13-5 conference mark that tied for second place in the conference standings. The Tigers rolled to the Arizona State/Tempe Buttes Invitational championship with a trio of impressive victories over Tulane, host Arizona State, and Fordham Sept. 10-12. The next weekend, junior Sidney Bennett stamped her name into the program's record book with one of the finest individual performances in a single match in program history. Against Utah State on Sept. 18, Bennett tied Pacific's single match program record with 15 total blocks. Former Tiger All-Americans Mary Miller (twice) and Elaina Oden (once) are the only other players in program history to record 15 blocks in a match. Senior Hayley Anderson also enjoyed a record-setting season for Pacific as she moved into second place on the program's career assists chart. Anderson was honored as the tournament MVP at the Arizona State Invitational and the 26th Annual Community Bankers Classic. Anderson and Bennett each received AVCA All-America Honorable Mention recognition following the season, marking the first time since 2000 that two Tigers have earned AVCA All-America honors in the same year.

2005 For the first time in school history, the Tigers did not earn a berth in the NCAA Tournament as Pacific finished the season at 16-14 overall and 8-6 in the Big West Conference. Despite

the disappointing team finish, four Tigers earned All-Big West Conference accolades as seniors Ashley Groothuis and Sidney Bennett were joined by sophomore Kara Uhl on the All-Big West First Team. Junior setter Allison Ianni was named to the All-Big West Second Team. Groothuis went on to earn AVCA All-West Region Honorable Mention. Groothuis also stamped her name throughout the Pacific record book in her final season. Among her many statistics, the most impressive was finishing a stellar career fourth on Pacific's career kills list with 1,491 and tallying 913 digs.

2006 Under first-year head coach Charlie Wade, the Tigers suffered through an injury plagued season to finish 8-21 overall and 3-11 in the Big West Conference. Junior Johanna Hilbers led the individual honors for the Tigers as she earned All-West Region Honorable Mention. In addition, Hilbers and sophomore Alexa Anderson were selected to participate in the Bring It Promotions/USA Development Team during the summer of 2007. Wade served as the head coach for the USA Developmental Team as well. Hilbers and Anderson were two of four Tigers to earn All-Big West Conference recognition as Hilbers was an All-Big West First Team member, Anderson and junior Julie Magud earned All-Big West Honorable Mention and freshman Meagan MimMack earned All-Big West Freshman Team.

2007 Pacific made a 10-match improvement in 2006, closing the season with an 18-9 record. The Tigers notched three tournament championships (Nike -Portland, Asics -Pacific, and the 29th Annual Community Bankers Classic). Pacific also upset nationally ranked Cal Poly, 3-1, in the Alex G. Spanos Center. Senior Johanna Hilbers and junior Alexa Anderson each nabbed All-Big West First Team honors following the season. Senior Julie Magud, sophomore Meagan MimMack and freshman Svenja Engelhardt all earned All-Big West Honorable Mention. Magud concluded her four-year career as Pacific's leader in digs with 1,906, while Engelhardt set the school record with 64 aces in her first season.

2008 Taking on the nation's toughest non-conference schedule to start the season, Pacific got off to a rough start as the Tigers went 0-8 to begin the year. Despite the tough start, Pacific used its battle-hardened nature to rebound with a strong showing in conference action as the Tigers finished the conference season

10-6, good enough for fourth in the Big West. The Tigers took full advantage of their home court to recover from their early season schedule as they completed the home schedule 9-2 at the Spanos Center. For the second consecutive season the Tigers advanced to the championship match of the Community Bankers Classic to finish the season. Junior Mallori Gibson was named to the All-Big West First team while seniors Alexa Anderson, Natalia Tomazewska and sophomore Svenja Engelhardt each earned honorable mention honors.

2009 With a new coaching staff, but a veteran squad on the court, the Tigers got off to a fast start in the 2009 season, winning three of the four tournaments they played in the non-conference season. Pacific took home tournament championships at the Fresno State Invitational, Miami Best Western Invitational and the Stockton Invitational while finishing as the runner-up at the Bankers Classic. After finishing tournament play, the Tigers jumped into conference action where they were initially picked to finish fourth among the Big West schools. However, the long season took its toll on the Tigers as they finished sixth overall with a record of 7-9 in conference play. Despite the tough finish to the season, Pacific placed three on the all-conference teams at the end of the season.

2010 Beginning anew under head coach Greg Gibbons, the Tigers continued their push back towards the top of the Big West as Pacific posted a 19-11 overall record to go along with a 9-7 conference mark. Taking the court with a young and inexperienced squad, the Tigers kicked off their season with a victory at the 32nd Annual Community Bankers Classic while also adding a co-first place finish at the Wolf Pack Invitational in Reno, Nevada. During non-conference play, the Tigers picked up a victory over No. 24 Arizona, marking the programs first win over a top-25 opponent outside of the Big West since the 2003 season. After the year, Pacific picked up an array of individual awards as Senior Svenja Engelhardt capped a phenomenal career with her first-ever All-Region selection a First Team All-Big West honors and the 2010 AVSR Global Player of the Year award. Alongside their senior, junior Samantha Misa and freshman Jennifer Sanders also garnered all-conference recognition at the end of the year for the Tigers.

2011 Continuing their climb back

to the top of the Big West Conference, the Tigers took another step forward as Pacific finished in fourth place in coach Gibbons second season. The Tigers posted an 18-12 overall record and an 8-8 record in the Big West in 2011. Overall, the Tigers took home a pair of tournament titles on the year as Pacific began the year with a title at the Thunderbird Invitational before following that title up by capturing the 33rd Annual Community Bankers Classic Crown. Pacific picked up a trio of all-conference performances throughout the season as senior Samantha Misa completed her collegiate career with a first team selection to lead the Tigers. Sophomore Jennifer Sanders earned honorable mention status after posting the ninth best single-season hitting percentage in program history at .344 while freshman Katy Tagart earned all-freshmen honors for her play.

2012 Beginning the year with huge promise, the 2012 Tigers matched their all-time best non-conference record by going 12-1 outside of Big West play. For the Tigers, their lone loss of the non-conference season came against No. 8 Stanford after opening the year 8-0. Despite the stellar start, injuries caught up with the Tigers in conference play as Pacific went just 8-10 in conference to finish in 7th place in their final year in the Big West. Throughout the year, the Tigers sat on the brink as Pacific played an NCAA record 14 five-set contests, finishing the year 9-5 in those matches. Overall, 10 of those five-set matches came in conference play where the Tigers went 5-5. At the end of the year, a pair of underclassmen earned all-conference honors as sophomore Gillian Howard earned first team honors as a middle blocker while freshman Kat Schulz picked up both honorable mention honors to go along with all-freshman honors.

2013 Pacific made its return to the West Coast Conference after spending a quarter of a century in the Big West. The move expanded the competition to regional powers such as San Diego, Pepperdine and Brigham Young. The Tigers posted a 7-11 conference record and three members garnered all-conference recognition from the league. Gillian Howard and Kat Schultz grabbed honorable mentions while newcomer Lexi Elman earned a spot on the all-freshman team.

2014 The Tigers made a statement

PACIFIC HISTORY

for in their second season in the West Coast Conference, posting a 13-5 record in conference contests. The Tigers finished second in the league with a 24-7 record overall leading head coach Greg Gibbons to be named co-coach of the year. Gillian Howard and Kat Schultz were named to the all-conference team, while Katrin Gotterba earned a spot on the all-freshman team alongside fellow newcomer Andie Shelton. Lexi Elman rounded up the five all-conference honors, the most since 2007, with a spot on the honorable mention.

2015 Pacific settled into the rhythm as it found its place in the WCC. After a second place finish a season ago, the Tigers found themselves in fifth after posting an 8-10 record in conference games. Lexi Elman garnered her All-WCC First Team recognition after guiding the Tigers to a 17-13 record overall. Elman paced the team with 493 kills, which ranked 17th among all D-1 players.

2016 The Tigers sat at 15-15 after going 9-9 in WCC contests. They held a lot of power at the Alex G. Spanos Center, capturing ten wins from their home court. After finishing sixth in the league, the Tigers earned four selections to the all-conference teams. Three individuals (Lexi Elman, Ashlyn Fleming and Katrin Gotterba) received honorable mentions while Fleming also earned a spot on the all-freshman team.

2017 After finishing outside of the top-five in the conference a season ago, the Tigers leapt to a third place finish in the West Coast Conference. They made a marked improvement in conference contests, collecting an 11-7 record in league games. With a 17-14 record overall, the Tigers advanced to the National Invitational Volleyball Championship (Pacific's first postseason tournament since 2004) after ending the regular season 8-2. Emily Baptista collected All-WCC First Team recognition, while Ashlyn Fleming and Andie Shelton joined her as honorable mentions. Newcomer Hanne De Schrijver earned a spot on the all-freshman team.

2018 The Tigers followed up their second best finish since returning to the West Coast Conference with a 13-16 record overall and a sixth place finish in the WCC. With eight wins in league games, the Tigers had two named to all-conference teams. Kaitlyn Lines earned a spot on the All-WCC First Team, while newcomer Riley Ramsey made a state-

ment in her first season, earning a spot on the all-freshman squad.

2019 The Tigers faced another road-block season after finishing seventh in the West Coast Conference, only capturing five wins in league play. They held a 13-17 record overall after starting the season 6-3 in non-conference contests. After a bumpy ride through the conference slate, the Tigers grabbed two spots on the all-WCC second team in Riley Patterson and Jadyn Tubbs.

2020 During an unforeseen global pandemic, the 2020 season was moved to January 2021 in an attempt to comply with the evolving landscape of collegiate athletics and decision making for public safety. As COVID-19 remained present, the Tigers played in only nine matches and only conference games. Pacific grabbed two wins on the shortened season as other competition was postponed or canceled.

2021 Without a true offseason because of the aftershocks of the COVID-19 Pandemic, the Tigers embarked on their first full season back posting a 10-8 record in WCC games to finish fourth overall in the league. With a 13-16 record overall, the Tigers made their second appearance in the National Invitational Volleyball Championship. Six members of the squad earned all-conference recognition including Jadyn Tubbs being named Libero of the Year by the league. Alexa Edwards and Tubbs garnered spots on the All-WCC First Team while Ramonni Cook and Darina Kumanova captured honorable mentions. Newcomer Jenna Heller made an immediate impact and earned a spot to the all-freshman team.

2022 Behind a fifth place finish in the WCC, the Tigers made back-to-back appearances in the NIVC after going 8-10 in WCC contests. They ended the season with an 18-14 record overall, including a 2-1 record and a quarterfinal appearance in the NIVC. Newcomer Biamba Kabengele made a splash as a transfer and was named to the All-WCC First Team. She was joined with Alexa Edwards and Jadyn Tubbs, who each earned honorable mentions.

2023 The Tigers built upon their last two seasons, capping off a 10-6 record in the WCC with their third appearance in the NIVC in a row and fourth since the tournament restarted. The Tigers went 10-2 at home including handing

Pepperdine its lone conference loss of the season. The Tigers went 18-11 on the season and had six all-conference selections. Alexa Edwards, Biamba Kabengele and Jenna Heller all earned a spot on the All-WCC First Team, while Darina Kumanova and Emily Van Groningen earned honorable mentions. Newcomer Zoe Morales grabbed a spot on the all-freshman team after rising through the ranks.

NATIONAL CHAMPIONSHIPS

- 9 Stanford
- 7 Penn State
- 5 Nebraska
- 4 UCLA
- 3 Hawai'i
- Long Beach State
- USC
- Texas
- 2 PACIFIC**
- 1 Washington
- Kentucky
- Wisconsin

CHAMPIONSHIP GAME WIN PCT.

- 1.000 (1-0) Kentucky
- 1.000 (1-0) Washington
- .750 (3-1) USC
- .700 (7-3) Penn State
- .667 (2-1) PACIFIC**
- .625 (5-3) Nebraska
- .600 (3-2) Hawai'i
- .600 (3-2) Long Beach State
- .529 (9-8) Stanford
- .500 (4-4) UCLA
- .375 (3-5) Texas
- .250 (1-3) Wisconsin
- .000 (0-1) California
- .000 (0-1) Florida
- .000 (0-1) Illinois
- .000 (0-1) Minnesota

CHAMPIONSHIP MATCHES

- 17 Stanford
- 10 Penn State
- 8 UCLA
- Nebraska
- Texas
- 5 Hawai'i
- Long Beach State
- 4 USC
- Wisconsin
- 3 PACIFIC**
- 2 Florida
- 1 California
- Illinois
- Minnesota
- Washington
- Kentucky
- Louisville

FINAL FOUR APPEARANCES

- 23 Stanford
- 17 Nebraska
- 14 Texas

- 12 UCLA
- Penn State
- 10 USC
- 9 Hawai'i
- 8 Long Beach State
- 7 PACIFIC**
- Florida
- 6 Minnesota
- 5 Washington
- Wisconsin
- 3 Pittsburgh
- Illinois
- BYU
- 2 Louisville
- Florida
- California
- LSU
- Ohio State
- San Diego State
- 1 San Diego
- Kentucky
- Baylor
- Kansas
- Arizona
- Florida State
- Santa Clara
- Tennessee
- Michigan State
- San Jose State
- UT Arlington
- Oregon
- Michigan

REGIONAL FINALS

- 22 Stanford
- UCLA
- 21 Nebraska
- 18 Hawai'i
- 17 Texas
- 14 Penn State
- 13 Florida
- USC
- 11 PACIFIC**
- 10 Long Beach State
- 9 Brigham Young
- 6 Illinois
- Washington
- 4 California
- Arizona
- Cal Poly
- Minnesota
- 3 LSU
- San Diego State
- Wisconsin
- 2 Florida State
- Iowa State
- Pepperdine
- Texas A&M
- 1 Duke
- Georgia Tech
- Michigan
- Missouri
- Ohio State
- Purdue
- Santa Clara
- Tennessee
- UC Santa Barbara
- Washington State

REGIONALS

- 27 Stanford
- 26 Nebraska
- 25 Hawai'i
- 23 UCLA
- 22 Penn State
- 20 Texas
- 19 PACIFIC**
- 18 Florida
- USC
- 13 Brigham Young
- 12 Arizona
- Long Beach State
- Ohio State
- 10 UC Santa Barbara
- Wisconsin

CONSECUTIVE NCAA TOURNAMENT WINS

- 24 Penn State (2007-10)
- 16 USC (2002-04)
- 14 UCLA (1990-92)
- 12 PACIFIC (1985-87)**
- Stanford (1996-99)
- 11 Nebraska (2000-01)
- Stanford (2001-02)
- 10 Long Beach State (1998-99)
- Washington (2006-07)
- 9 Hawai'i (1987-88)
- Nebraska (2007-08)
- Penn State (1999-2000)
- 8 Hawai'i (1982-83)
- Nebraska (1995-96)
- Stanford (1994-95)

NCAA TOURNAMENT APPEARANCES

- 42 Penn State
- 41 Nebraska
- Stanford
- 40 Hawai'i
- 39 Texas
- 38 USC
- UCLA
- 35 BYU
- 33 Florida
- 32 Louisville
- 31 Colorado State
- 29 Arizona
- UC Santa Barbara
- Illinois
- 27 Long Beach State
- Minnesota
- Washington
- 26 Pepperdine
- San Diego
- Wisconsin
- 25 Ohio State
- Texas A&M
- 24 PACIFIC**
- Florida State
- Kentucky
- Purdue
- UNI

NCAA TOURNAMENT WINS

- 97 Stanford
- 82 Nebraska
- 74 UCLA
- 72 Penn State
- 70 Hawai'i
- 62 Texas
- USC
- 53 Florida

- 48 Long Beach State
- 46 PACIFIC**
- 32 Minnesota
- Washington
- 31 Brigham Young
- 29 Ohio State
- Wisconsin
- 27 Illinois
- 26 Arizona

NCAA WINNING PERCENTAGE

(Minimum 10 matches played)

- .804 (135-33) Stanford
- .778 (126-36) Nebraska
- .755 (108-35) Penn State
- .753 (110-36) Texas
- .728 (94-35) UCLA
- .719 (64-25) Wisconsin
- .711 (81-33) Florida
- .701 (82-35) USC
- .693 (61-27) Minnesota
- .691 (58-26) Washington
- .689 (82-37) Hawai'i
- .671 (49-29) Long Beach State
- .657 (46-24) PACIFIC**
- .630 (46-27) Illinois
- .621 (41-25) Ohio State
- .611 (55-35) BYU
- .605 (26-17) California
- .600 (36-24) Purdue
- .582 (32-23) Kentucky
- .577 (15-11) Baylor
- .548 (23-19) Oregon
- .545 (24-20) Michigan
- .545 (24-20) Michigan State
- .539 (14-12) Georgia Tech
- .536 (15-13) San Diego State
- .542 (13-11) Kansas
- .529 (18-16) Iowa State
- .528 (28-25) Texas
- A&M
- .517 (15-14) San Diego State
- .508 (30-29) Arizona
- .500 (18-18) Pittsburgh
- .500 (17-17) Missouri
- .500 (12-12) Creighton
- .500 (18-18) Utah

PACIFIC NCAA TOURNAMENT RESULTS BY YEAR

1981

Regional Semifinal: Pacific def. Penn State 10-15, 15-13, 15-10, 2-15, 15-10
Regional Final: Pacific def. Cal Poly 15-12, 15-12, 8-15, 15-9
Semifinal: USC def. Pacific 9-15, 15-12, 15-11, 10-15, 15-11
Third Place: San Diego State def. Pacific 15-5, 15-10, 15-7

1982

First Round: Pacific def. North Carolina 15-6, 15-2, 15-5
Regional Semifinals: Pacific def. Arizona 15-13, 15-13, 7-15, 15-5
Regional Finals: Stanford def. Pacific 15-6, 15-8, 15-11

1983

Regional Semifinal: Pacific def. California 15-11, 15-3, 15-3
Regional Final: Pacific def. Cal Poly 15-9, 15-3, 15-10
Semifinal: UCLA def. Pacific 15-5, 15-12, 15-17, 9-15, 15-7
Third Place: Stanford def. Pacific 7-15, 15-8, 15-11, 15-2

1984

Regional Semifinal: Pacific def. Penn State 15-4, 15-8, 15-12
Regional Final: Pacific def. Nebraska 15-7, 15-8, 13-15, 15-3
Semifinal: Stanford def. Pacific 15-11, 15-10, 15-12
Third Place: Pacific def. San Jose State 7-15, 15-13, 15-9, 15-6

1985

Regional Semifinal: Pacific def. Hawai'i 15-7, 15-6, 15-4

Regional Final: Pacific def. Cal Poly 16-14, 15-13, 15-7
Semifinal: Pacific def. UCLA 15-11, 15-7, 9-15, 17-15
Championship: Pacific def. Stanford 15-17, 15-7, 15-12, 15-13

1986

First Round: Pacific def. Idaho State 15-7, 15-9, 15-4
Regional Semifinal: Pacific def. San Diego State 15-9, 15-13, 15-10
Regional Final: Pacific def. Hawai'i 15-7, 6-15, 15-6, 15-12
Semifinal: Pacific def. Texas 15-6, 15-1, 16-14
Championship: Pacific def. Nebraska 15-12, 15-4, 15-4

1987

First Round: Pacific def. Long Beach State 15-3, 15-12, 15-6
Regional Semifinal: Pacific def. San Jose State 15-9, 15-9, 15-6
Regional Final: Hawai'i def. Pacific 15-11, 15-9, 15-12

1988

First Round: Pacific def. UC Santa Barbara 15-4, 15-11, 15-6
Regional Semifinal: Pacific def. Long Beach State 15-10, 16-18, 15-11, 15-6
Regional Final: Hawai'i def. Pacific 15-10, 15-7, 13-15, 15-8

1989

First Round: Pacific def. San Jose State 15-11, 15-8, 15-6
Regional Semifinal: Long Beach State def. Pacific 15-11, 9-15, 15-12, 15-9

1990

First Round: Pacific def. Montana 15-3, 15-10, 15-9
Regional Semifinal:

Pacific def. UC Santa Barbara 15-8, 15-9, 15-5
Regional Final: Pacific def. Long Beach State 15-8, 16-14, 10-15, 15-6
Semifinals: Pacific def. Nebraska 15-13, 11-15, 15-9, 15-12
Championship: UCLA def. Pacific 15-9, 15-12, 15-7

1991

First Round: Pacific def. Montana 15-2, 15-6, 15-3
Regional Semifinal: Hawai'i def. Pacific 16-14, 15-13, 15-10

1992

First Round: Pacific def. Louisville 15-13, 15-6, 15-5
Regional Semifinal: Pacific def. UC Santa Barbara 15-9, 15-2, 8-15, 15-6
Regional Final: Long Beach State def. Pacific 4-15, 15-12, 15-11, 15-7

1993

Second Round: Pacific def. Florida State 15-6, 15-17, 15-6, 15-9
Regional Semifinal: Hawai'i def. Pacific 15-6, 15-13, 12-15, 15-10

1994

Second Round: Pacific def. UC Santa Barbara 15-13, 18-16, 9-15, 10-15, 15-13
Regional Semifinal: Ohio State def. Pacific 15-10, 10-15, 15-11, 15-4

1995

Second Round: USC def. Pacific 15-9, 15-13, 15-5

1996

Second Round: Pacific def. Arizona 7-15, 15-12, 15-1, 15-8
Regional Semifinal: BYU def. Pacific 15-7, 8-15, 15-4, 13-15, 15-13

1997

First Round: Pacific def. Sacramento State 15-11, 15-7, 17-19, 15-11
Second Round: Washing-

ton def. Pacific 7-15, 15-9, 15-10, 15-10

1998

First Round: Pacific def. Florida Atlantic 15-5, 15-8, 15-5
Second Round: Pacific def. Sacramento State 15-4, 15-5, 15-3
Regional Semifinal: BYU def. Pacific 15-7, 15-5, 12-15, 16-14

1999

First Round: Pacific def. Colgate 15-7, 15-4, 15-7
Second Round: Pacific def. Michigan 10-15, 16-14, 15-3, 12-15, 19-17
Regional Semifinals: Pacific def. UNI 15-2, 15-4, 15-7
Regional Final: Pacific def. Florida 15-8, 16-14, 15-8
Semifinal: Penn State def. Pacific 14-16, 15-5, 15-6, 7-15, 15-12

2000

First Round: Pacific def. Oral Roberts 15-2, 15-9, 15-6
Second Round: Pacific def. Texas A&M 17-15, 15-9, 15-8
Regional Semifinals: UCLA def. Pacific 15-10, 10-15, 15-11, 15-11

2001

First Round: Pacific def. Alabama A&M 30-18, 30-13, 30-16
Second Round: Pacific def. Louisville 24-30, 30-26, 30-19, 30-22
Regional Semifinals: Arizona def. Pacific 30-26, 30-24, 30-23

2002

First Round: Pacific def. Nevada 30-24, 14-30, 25-30, 30-28, 15-11
Second Round: Stanford def. Pacific 30-26, 29-31, 30-14, 30-21

2003

First Round: Pacific def.

San Francisco 30-26, 30-28,
30-23

Second Round: Stanford
def. Pacific 30-26, 34-32,
30-25

2004

First Round: California def.
Pacific 26-30, 30-24, 20-30,
30-27, 15-11

PACIFIC ALL-AMERICANS

1979

Jayne Gibson (VB Monthly)
Nancy Lancaster (AIAW, VB
Monthly)
Kim McDonald (VB Monthly)

1980

Patty Berg (AIAW)
Jayne Gibson (AIAW, VB
Monthly)

1981

Jayne Gibson (AVCA 1st)

1982

Eileen Dempster (AVCA HM,
VB Monthly)
Jan Saunders (AVCA 1st, VB
Monthly)

1983

Eileen Dempster (AVCA 1st,
VB Monthly)
Julie Maginot (AVCA HM)
Jan Saunders (AVCA 1st, VB
Monthly)

1984

Eileen Dempster (AVCA 1st,
VB Monthly)
Julie Maginot (AVCA 1st)
Jan Saunders (AVCA 1st, VB
Monthly)

1985

Therese Boyle (VB Monthly)
Julie Maginot (AVCA 2nd, VB
Monthly)
Elaina Oden (AVCA 1st, VB
Monthly)

1986

Liz Hert (VB Monthly)
Teri McGrath (AVCA 2nd, VB
Monthly)
Mary Miller-Tribett (AVCA
2nd, VB Monthly)
Elaina Oden (AVCA 1st, VB
Monthly)

1987

Liz Hert (AVCA 1st, VB
Monthly)
Teri McGrath (AVCA 1st, VB
Monthly)
Mary Miller (VB Monthly)

1988

Cathy Scotlan (VB Monthly)

1989

Krissy Fifer (AVCA 1st)
Elaina Oden (AVCA 2nd)

1990

Melanie Beckenhauer (AVCA
1st, VB Monthly)
Krissy Fifer (AVCA 2nd)
Cathy Scotlan (AVCA 1st, VB
Monthly)

1991

Melanie Beckenhauer (AVCA
1st, VB Monthly)
Charlotte Johansson (VB
Monthly)
Sharon Kasser (AVCA 2nd,
VB Monthly)

1992

Charlotte Johansson (AVCA
2nd, VB Monthly)

1993

Charlotte Johansson (AVCA
2nd, VB Monthly)

1994

Dominique Benton-Bozman
(VB Monthly)
Addie Hauschild (VB Month-
ly)
Charlotte Johansson (AVCA
1st, VB Monthly)

1996

Sacha Caldemeyer (AVCA
2nd)
Elsa Stegemann (VB Maga-
zine)

1998

Elsa Stegemann (AVCA 1st,
VB Magazine)

1999

Tracy Chambers (VB Maga-
zine)
Elsa Stegemann (AVCA 1st,
VB Magazine)

2000

Kara Gormsen (AVCA 1st, VB
Magazine)
Jennifer Joines (AVCA 2nd,
VB Magazine)

2001

Jennifer Joines (AVCA 2nd,
VB Magazine)

2002

Jennifer Joines (AVCA 2nd)

2003

Jennifer Joines (AVCA 1st)

2004


Hayley Anderson (AVCA
HM)
Sidney Bennett (AVCA HM)

2014


Gillian Howard (AVCA HM)

PACIFIC ALL AMERICANS


1979 AIAW Honoree
Nancy Lancaster




1982, '83, '84 AVCA Honoree
Jan Saunders




1983, '84, '85 AVCA Honoree
Julie Maginot




1986 AVCA Honoree
Mary Miller-Tribbett



1982, '83, '84 AVCA Honoree
Eileen Dempster



1985, '86, '89 AVCA/VB Monthly
Honoree




1988, '90 VB Monthly/AVCA Honoree
Cathy Scotlan


TWO-TIME NATIONAL CHAMPIONS • 24 NCAA APPEARANCES • 36 ALL-AMERICA AWARDS • THREE OLYMPIANS

PACIFIC ALL AMERICANS


The Pacific Tigers have had 20 players earn 37 American Volleyball Coaches Association (AVCA) All-America honors in 45 years as a program. 10 players have earned AVCA All-America honors in multiple seasons for the Tigers. Six of those players collected AVCA All-America honors in three years during their playing career. Pacific has had two freshmen garner AVCA All-America honors, as Elaina Oden and Jennifer Joines claimed the distinction in their first year with the program. In addition, the Tigers have earned a total of 38 Volleyball Magazine All-America bids.




1990, '91 AVCA/VB Monthly Honoree
Melanie Beckenhauer




1989, '90 AVCA Honoree
Krissy Fifer



1991 VB Monthly Honoree
Sharon Kasser



1992, '93, '94 AVCA Honoree
Charlotte Johansson



1996 VB Magazine, 1998, '99 AVCA
Honoree

2000, '01, '02, '03 AVCA Honoree
Jennifer Joines

TWO-TIME NATIONAL CHAMPIONS • 24 NCAA APPEARANCES • 36 ALL-AMERICANS

HALL OF FAME INDUCTEES

WOMEN'S VOLLEYBALL INDUCTEES

1990-91
Patty Berg-Burnett

1991-92
Dr. Taras Liskevych
1980 Women's
Volleyball Team

1992-93
Jayne Gibson-McHugh

1996-97
Nancy
Lancaster-Liskeych
1985 Women's
Volleyball Team

1998-99
Kim
McDonald-Pickering
1986 Women's
Volleyball Team

1999-2000
Elaina Oden

2000-01
Jan Saunders
1990 Women's
Volleyball Team

2001-02
Eileen
Dempster-Howard

2002-03
Julie Maginot-Fahy

2003-04
Liz Hert-Rey
Teri McGrath-Keltner
Mary Miller-Tribbett

2004-05
Therese Boyle-Niego

2005-06
Cathy Scotlan

2006-07
Melanie Bechenhauer-
Heller

2007-08
Krissy Fifer-Ayers

2008-09
Charlotte Johansson
Eriksson

2009-10
Addie Hauschild

2010-11
Sharon Kasser-Stephens

2011-12
Elsa Stegemann-Binder
1999 Women's
Volleyball Team

2016
Jennifer Joines-Tamas

2018
Kara Gormsen
2000 Women's
Volleyball Team



1985 Team

Pacific won back-to-back national championships in 1985 and 1986. The 1985 Tigers were the first-ever Pacific team to claim an athletic national championship. The team was inducted into the Pacific Athletics Hall of Fame in 1996-97. Two years later the 1986 team received its bid into the school's Hall of Fame

Sharon Kasser-Stephens




Julie Maginot-Fahy

Julie Maginot-Fahy, a 2002-03 Pacific Athletics Hall of Fame inductee, was a three-time Academic All-American and a three-time AVCA All-American for Pacific.



1986 Team




Addie Hauschild

The last three inductees for the women's volleyball team were Jennifer Joines-Tamas, Elsa Stegemann-Binder and the 1999 team. The 2000 team and Kara Gormsen were the most recent inductees from the Pacific women's volleyball program, earning the honor in 2018.



Charlotte Johansson Eriksson




Jayne Gibson-McHugh

Jayne Gibson-McHugh is a three-time Pacific Athletics Hall of Fame inductee: 1991-92 as a player for the 1980 team, 1992-93 individually, and 2000-01 as an assistant coach for the 1990 team.



2000 Team




Kara Gormsen


The Pacific women's volleyball program is well represented in the Pacific Athletics Hall of Fame. Established in 1982, the Pacific Athletics Hall of Fame has honored 228 individuals and 23 teams in its 29-year history. 20 individuals and five teams representing the women's volleyball program have earned induction into the Pacific Athletics Hall of Fame.

TWO-TIME NATIONAL CHAMPIONS • 24 NCAA APPEARANCES • 36 ALL-AMERICA AWARDS • THREE OLYMPIANS


OLYMPIANS & NATIONAL TEAM MEMBERS



Jayne McHugh



Elaina Oden



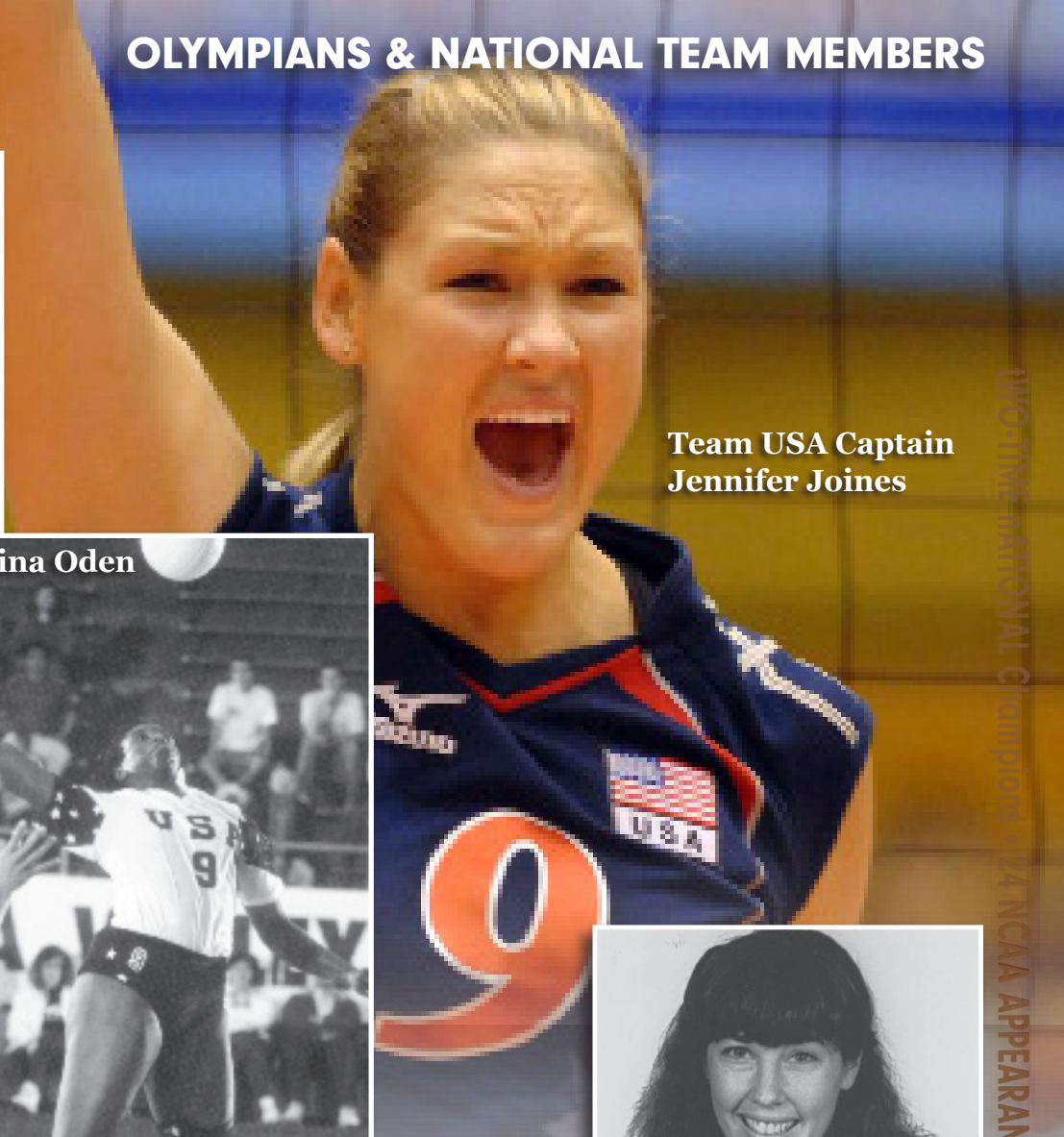
Taras Liskevych



Eileen Dempster-How-



Teri McGrath



Team USA Captain
Jennifer Joines

Jennifer Joines became the third former Pacific women's volleyball player to participate in the Olympic Games for the United States, joining the team for the 2008 Games in Beijing, China, where Team USA took home the silver medal. Elaina Oden and Jayne McHugh are the other two Pacific volleyball alumnae to play in the Olympics. McHugh played at Seoul, South Korea, in 1988, while Oden played in 1992 at Barcelona, Spain, and in the 1996 Olympic Games in Atlanta.

Former Pacific head coach Taras Liskevych retired from Pacific in 1985 to take over the U.S. National Team and coached the squad through three Summer Olympics before retiring in 1996. Eileen Dempster-Howard was a member of the U.S. National Team in 1986, while Teri McGrath was a member of the U.S. National Team from 1988 to 1991.

TWO-TIME NATIONAL CHAMPIONS • 14 NCAA APPEARANCES • 36 ALL-AMERICA AWARDS • THREE OLYMPIANS

HONORS & AWARDS

U.S. OLYMPIC TEAM

- 1988 Jayne Gibson
- 1992 Elaina Oden
- 1996 Elaina Oden
- 2008 Jennifer Joines

U.S. NATIONAL TEAM

- 1985-88 Jayne Gibson
- 1986 Eileen Dempster
- 1986-96 Elaina Oden
- 1988-91 Teri McGrath
- 2001-02 Addie Hauschild
(Training Team)
- 2003-pres. Jennifer Joines

U.S. JUNIOR NATIONAL TEAM

- 1979 Jayne Gibson
- 1980 Therese Boyle
- 1981 Therese Boyle
Julie Maginot
- 1985 Elaina Oden
- 1990 Krissy Fifer (B Team)
Cathey Scotlan (B Team)
Robyn Schmitt (Training Program)
- 1992 Randy Jensen
- 1993 Addie Hauschild
- 1994 Elsa Stegemann
- 2001 Jennifer Joines (B Team)
- 2002 Jennifer Joines (B Team)

GOODWILL GAMES

- 1986 Elaina Oden

PAN AMERICAN GAMES

- 1987 Jayne Gibson
- 1995 Elaina Oden
- 2003 Jennifer Joines

WORLD UNIVERSITY GAMES

- 1981 Patty Berg
Jayne Gibson
- 1983 Jayne Gibson
- 1987 Brooke Herrington
Liz Hert
Teri McGrath
- 1997 Elsa Stegemann

U.S. OLYMPIC FESTIVAL

- 1979 Jayne Gibson
- 1981 Chris Bertsch
Therese Boyle
Julie Maginot
Linda Vaughn
- 1982 Therese Boyle
Eileen Dempster
Julie Maginot
Jan Saunders
- 1983 Therese Boyle
Lisa Franco
Julie Maginot
- 1985 Brooke Herrington
Mary Miller
Janet Wolfe
- 1986 Teri McGrath
Elaina Oden

- 1989 Krissy Fifer
- 1990 Heather Schoeny
Vikki Simonis
- 1995 Dominique Benton-Bozman
Sacha Caldemeyer
Elsa Stegemann
John Dunning (coach)
Jayne Gibson-McHugh
(coach)

YUGO CLASSIC

- 1987 Liz Hert
Teri McGrath

BRODERICK AWARD

- 1980 Patty Berg
- 1983 Jan Saunders, Eileen Dempster (Nominees)
- 1984 Jan Saunders, Eileen Dempster (Nominees)
- 1985 Elaina Oden (Nominee)
- 1986 Elaina Oden (Nominee)
- 1990 Cathey Scotlan (Nominee)
- 1991 Melanie Beckenhauer (Nominee)
- 1999 Elsa Stegemann (Nominee)
- 2000 Kara Gormsen (Nominee)

COACH OF THE YEAR

- 1979 Taras Liskevych (National)
- 1980 Taras Liskevych (National)
- 1981 Taras Liskevych (NorCal)
- 1983 Taras Liskevych (CVCA)
- 1984 Taras Liskevych (National)
- 1985 John Dunning (VB Monthly, National)
- 1986 John Dunning (PCAA)
- 1996 John Dunning (Big West)
- 1999 John Dunning (Big West)
- 2000 John Dunning (Big West, Regional)
- 2014 Greg Gibbons (WCC)

AVCA ALL-DISTRICT ALL-REGION

- 1986 Teri McGrath
Mary Miller
Elaina Oden
- 1987 Liz Hert
Teri McGrath
Mary Miller
- 1989 Krissy Fifer
Elaina Oden
Cathey Scotlan
- 1990 Melanie Beckenhauer, First Team
Krissy Fifer, First Team
Cathey Scotlan, First Team
Katy Eldridge, Second Team
- 1991 Melanie Beckenhauer, First Team
Sharon Kasser, First Team

- 1992 Katy Eldridge, First Team
Charlotte Johansson, First Team
Vikki Simonis, Second Team
- 1993 Charlotte Johansson, First Team
Dominique Benton-Bozman, Second Team
Natasha Soltysik, Second Team
- 1994 Dominique Benton-Bozman, First Team
Charlotte Johansson, First Team
Addie Hauschild, Second Team
- 1995 Dominique Benton-Bozman
- 1996 Sacha Caldemeyer
Addie Hauschild
Elsa Stegemann
- 1997 Addie Hauschild
- 1998 Tracy Chambers
Jennica Smith
Elsa Stegemann
- 1999 Tracy Chambers
Jennica Smith
Elsa Stegemann
- 2000 Kara Gormsen
Jennifer Joines
Jennifer Joines, Freshman of the Year
- 2001 Jamie Hamm
Jennifer Joines
- 2002 Jennifer Joines
- 2003 Jennifer Joines
Hayley Anderson, Honorable Mention
- 2004 Hayley Anderson
Sidney Bennett
- 2005 Ashley Groothuis, Honorable Mention
- 2006 Johanna Hilbers, Honorable Mention
- 2010 Svenja Engelhardt, Honorable Mention
- 2014 Gillian Howard, Honorable Mention
- 2023 Biamba Kabengele, Honorable Mention

ALL-CONFERENCE HONORS

- 1979 Patty Berg, First Team
Jayne Gibson, First Team
Nancy Lancaster, Second Team
Judy Lee, Second Team
Kim McDonald, Second Team
- 1980 Patty Berg, First Team
Jayne Gibson, First Team
Nancy Lancaster, First Team
Judy Lee, Second Team
- 1981 Jayne Gibson, NCAC MVP
Robin Burns, First Team
Jan Saunders, First Team
Eileen Dempster, Second

HONORS & AWARDS

	Team		Team		Elaine Goeders, Honorable Men- tion
1982	Jan Saunders, NorPac Confer- ence MVP Therese Boyle, First Team Eileen Dempster, First Team Robin Burns, Second Team		Sacha Caldemeyer, Freshman Team	2002	Jennifer Joines, First Team Megan Hauschild, Honorable Mention Joanna Rentz, Honorable Men- tion Ashley Groothuis, Freshman Team
1983	Eileen Dempster, First Team Julie Maginot, First Team Jan Saunders, First Team Therese Boyle, Second Team	1994	Dominique Benton-Bozman, First Team Charlotte Johansson, First Team Sacha Caldemeyer, Second Team Addie Hauschild, Freshman of the Year	2003	Jennifer Joines, BWC Player of the Year Jennifer Joines, First Team Hayley Anderson, Honorable Mention Stevie Mussie, Freshman Team
1984	Eileen Dempster, PCAA MVP Julie Maginot, First Team Jan Saunders, First Team Robin Burns, Second Team	1995	Dominique Benton-Bozman, First Team Rebecca Downey, First Team Sacha Caldemeyer, Second Team Addie Hauschild, Second Team Elsa Stegemann, Freshman Team	2004	Hayley Anderson, First Team Sidney Bennett, First Team Ashley Groothuis, First Team
1985	Elaina Oden, PCAA MVP Julie Maginot, First Team Therese Boyle, Honorable Mention	1996	Sacha Caldemeyer, First Team Addie Hauschild, First Team Elsa Stegemann, First Team Tracy Chambers, Second Team Jennica Smith, Second Team Liina Veidemann, Second Team Tracy Chambers, Freshman Team	2005	Sidney Bennett, First Team Ashley Groothuis, First Team Kara Uhl, First Team Allison Ianni, Second Team
1986	Teri McGrath, First Team Elaina Oden, First Team Mary Miller, Second Team	1997	Addie Hauschild, First Team Jennica Smith, First Team Tracy Chambers, Second Team Danielle Shinn, Second Team Danielle Shinn, Freshman Team	2006	Johanna Hilbers, First Team Alexa Anderson, Honorable Mention Julie Magud, Honorable Men- tion Meagan MimMack, Freshman Team
1987	Liz Hert, First Team Teri McGrath, First Team Brooke Herrington, Second Team Mary Miller, Second Team Cathey Scotlan, Freshman MVP Krissy Fifer, Freshman Team	1998	Tracy Chambers, First Team Jennica Smith, First Team Elsa Stegemann, First Team Sara Bronson, Second Team Tanja Dimitrijevic, Second Team	2007	Alexa Anderson, First Team Johanna Hilbers, First Team Svenja Engelhardt, Honorable Mention Julie Magud, Honorable Men- tion Meagan MimMack, Honorable Mention Svenja Engelhardt, Freshman Team
1988	Cathey Scotlan, Second Team Brooke Herrington, Honor- able Mention Melanie Beckenhauer, Fresh- man Team	1999	Elsa Stegemann, BWC Co- Player of the Year Tracy Chambers, First Team Jennica Smith, First Team Elsa Stegemann, First Team Tanja Dimitrijevic, Second Team Danielle Shinn, Second Team	2008	Mallori Gibson, First Team Alexa Anderson, Second Team Natalia Tomaszewska, Second Team Svenja Engelhardt, Honorable Mention
1989	Elaina Oden, First Team Cathey Scotlan, First Team Krissy Fifer, Second Team Katy Eldridge, Freshman Team	2000	Kara Gormsen, BWC Co-Play- er of the Year Kara Gormsen, First Team Jamie Hamm, First Team Jennifer Joines, First Team Danielle Shinn, First Team Elaine Goeders, Second Team Courtney Miller, Second Team Jennifer Joines, Freshman of the Year Misty Swails, Freshman Team	2009	Svenja Engelhardt, First Team Mallori Gibson, First Team Natalia Tomaszewska, Honor- able Mention 2010 Svenja Engelhardt, First Team Samantha Misa, Honorable Mention Jennifer Sanders, Freshman Team
1990	Krissy Fifer, First Team Cathey Scotlan, First Team Melanie Beckenhauer, Second Team Katy Eldridge, Honorable Mention	2001	Jamie Hamm, First Team Jennifer Joines, First Team Danielle Shinn, First Team Elaine Goeders, Second Team Courtney Miller, Second Team Jennifer Joines, Freshman of the Year Misty Swails, Freshman Team Jamie Hamm, First Team Megan Hauschild, First Team Jennifer Joines, First Team	2011	Samantha Misa, First Team Jennifer Sanders, Honorable Mention Katy Tagart, Freshman Team
1991	Melanie Beckenhauer, First Team Sharon Kasser, First Team Katy Eldridge, Honorable Mention Heather Schoeny, Honorable Mention Charlotte Johansson, Fresh- man Team			2012	Gillian Howard, First Team Kat Schulz, Honorable Mention Kat Schulz, Freshman Team
1992	Katy Eldridge, First Team Charlotte Johansson, First Team Vikki Simonis, First Team Lisa Barbieri, Second Team Lisa Johns, Second Team			2013	Gillian Howard, Honorable Men- tion Kat Schultz, Honorable Men- tion Lexi Elman, Freshman Team
1993	Dominique Benton-Bozman, First Team Charlotte Johansson, First Team Lisa Johns, Second Team Natasha Soltysik, Second			2014	Gillian Howard, First Team

TWO-TIME NATIONAL CHAMPIONS • 24 NCAA APPEARANCES • 36 ALL-AMERICA AWARDS • THREE OLYMPIANS

HONORS & AWARDS

TWO-TIME NATIONAL CHAMPIONS • 24 NCAA APPEARANCES • 36 ALL-AMERICA AWARDS • THREE OLYMPIANS

- Kat Shultz, First Team
- Lexi Elman, Honorable Mention
- Andie Shelton, Freshman team
- Katrin Gotterba, Freshman Team
- 2015** Lexi Elman, First Team
- 2016** Lexi Elman, Honorable Mention
- Ashlyn Fleming, Honorable Mention
- Katrin Gotterba, Honorable Mention
- Ashlyn Fleming, Freshman Team
- 2017** Emily Baptista, First Team
- Ashlyn Fleming, Honorable Mention
- Andie Shelton, Honorable Mention
- Hanne De Schrijver, Freshman Team
- 2018** Kaitlyn Lines, First Team
- Riley Ramsey, Freshman Team
- 2019** Riley Patterson, Second Team
- Jadyn Tubbs, Second Team
- 2021** Jadyn Tubbs, Libero of the Year
- Alexa Edwards, First Team
- Jadyn Tubbs, First Team
- Ramondi Cook, Honorable Mention
- Darina Kumanova, Honorable Mention
- Jenna Heller, Freshman Team
- 2022** Biamba Kabengele, First Team
- Alexa Edwards, Honorable Mention
- Jadyn Tubbs, Honorable Mention
- 2023** Alexa Edwards, First Team
- Jenna Heller, First Team
- Biamba Kabengele, First Team
- Zoe Morales, Freshman Team
- Darina Kumanova, Honorable Mention
- Emily Van Groningen, Honorable Mention

CONFERENCE PLAYER OF THE WEEK

- 1985** Therese Boyle
- Julie Maginot
- Elaina Oden
- 1986** Teri McGrath
- Mary Miller
- Elaina Oden
- 1987** Teri McGrath
- Mary Miller
- 1988** Krissy Fifer
- Pam Lance

- 1989** Melanie Beckenhauer
- Krissy Fifer
- Elaina Oden
- Cathey Scotlan
- 1990** Melanie Beckenhauer
- Sharon Kasser
- Cathey Scotlan
- 1991** Melanie Beckenhauer
- Sharon Kasser
- Heather Schoeny
- 1992** Vikki Simonis (2)
- 1993** Dominique Benton-Bozman (National)
- 1994** Dominique Benton-Bozman
- Charlotte Johansson (2)
- 1995** Dominique Benton-Bozman (3)
- Carissa Clifford
- Rebecca Downey
- 1996** Tracy Chambers
- Elsa Stegemann
- 1997** Elsa Stegemann
- 1998** Jennica Smith
- Elsa Stegemann (3)
- 1999** Jamie Hamm
- Elsa Stegemann (4) (1 National)
- 2000** Kara Gormsen
- Jennifer Joines (2)
- Courtney Miller
- 2001** Jamie Hamm (2)
- Jennifer Joines
- 2002** Jennifer Joines (3) (1 National)
- 2003** Jennifer Joines (2)
- 2004** Sidney Bennett
- 2005** Sidney Bennett
- Ashley Groothuis
- 2007** Johanna Hilbers
- Kara Uhl
- 2008** Alexa Anderson
- Mallori Gibson
- 2009** Mallori Gibson
- 2010** Svenja Engelhardt
- Samantha Misa
- 2011** Hannah Clancy
- 2012** Hannah Clancy
- Kat Schulz
- 2014** Gillian Howard
- Lexi Elman
- Kat Schultz
- 2015** Lexi Elman
- 2016** Ashlyn Flemming
- 2017** Emily Baptista
- 2018** Kaitlyn Lines
- 2019** Allison Dennemann
- 2022** Alexa Edwards
- Biamba Kabengele
- 2023** Biamba Kabengele
- Alexa Edwards (2)

ACADEMIC ALL-AMERICA

- 1983** Julie Maginot
- 1984** Julie Maginot
- 1985** Julie Maginot

- 1986** Teri McGrath
- 1987** Teri McGrath (Academic All-American of the Year)
- 1989** Devin Scruggs (District 8)
- 1990** Devin Scruggs (District 8)
- 1991** Natasha Soltysik (District 8)
- 1992** Katy Eldridge (District 8)
- Charlotte Johansson (District 8)
- 1993** Charlotte Johansson (National, Second Team)
- Natasha Soltysik (National, Third Team)
- 1994** Charlotte Johansson (National, First Team)
- 1996** Sacha Caldemeyer (District 8, Second Team)
- 1997** Tanja Dimitrijevic (District 8, First Team)
- 1998** Tanja Dimitrijevic (District 8, First Team)
- Angela Rosenquist (District 8, Second Team)
- 1999** Tanja Dimitrijevic (District 8, Second Team)
- Angela Rosenquist (District 8, Second Team)
- 2000** Kara Gormsen (District 8, Third Team)
- 2013** Kat Shultz (District 8, First Team)

ALL TOURNAMENT TEAM (NCAA)

- 1981** Jayne Gibson
- 1983** Jan Sanders
- 1985** Teri McGrath
- Elaina Oden
- 1986** Brooke Herrington
- Teri McGrath
- Elaina Oden
- 1990** Krissy Fifer

ALL-TIME ROSTER

PLAYER	HOMETOWN	LETTERS	K	PCT.	A	SA	DIG	TB
ANDERSON, Alexa	Los Gatos, Calif.	2005-06-07-08	1102	.197	49	21	521	167
ANDERSON, Hayley	Saratoga, Calif.	2001-02-03-04	398	.329	4470	45	831	224
APPELGATE, Siga	Las Vega, Nev.	2010-11	66	.022	9	17	78	17
AWALT, Heather	Fresno, Calif.	1996-97-98	0	.000	1	6	34	1
BARBIERI, Lisa	Clayton, Calif.	1990-91-92-93	399	.244	28	28	363	227
BAUER, Anne-Sophie	Pfastatt, France	2012-13-14	339	.130	11	7	178	70
BAPTISTA, Emily	Hilmar, Calif.	2016-17	778	.236	17	42	351	106
BAPTISTA, Miranda	Atwater, Calif.	2020-21-22-23	6	.190	175	15	49	0
BECKENHAUER-HELLER, Melanie	Los Altos, Calif.	1988-89-90-91	513	.348	5304	128	1104	335
BEEK, Beth	-	1975						
BENNETT, Sidney	Louisville, Ky.	2002-03-04-05	729	.293	56	69	210	269
BENTON-BOZMAN, Dominique	Denver, Colo.	1992-93-94-95	1417	.290	15	130	439	153
BERG-BURNETT, Patty	Lodi, Calif.	1977, 79-80	490	.316	—	—	—	—
BERTSCH, Chris	Lodi, Calif.	1980-81	257	.153	0	6	3	31
BIELEFELD, Leona	Davis, Calif.	1985-86-87-88	196	.125	41	47	511	97
BIRCH, Megan	Monroe, Wash.	2010-11-12-13	975	.214	15	6	144	114
BLUTREICH, Logan	Ahwatukee, Ariz.	2022-23						
BONNER, Clarissa	Arlington, Texas	1998-99-2000-01	178	.141	28	35	400	37
BOYLE-NIEGO, Therese	Oak Lawn, Ill.	1982-83-84-85	1279	.234	30	143	612	206
BRADFORD, Carissa	Granada Hills, Calif.	2019	231	.169	2	5	104	35
BRATCHER, Nancy	Fairfield, Calif.	1977-78-79						
BRESSO, Michelle	—	1975-76						
BRONSON, Sara	San Jose, Calif.	1996-97-98-99	583	.263	69	65	489	256
BROWN, Alessia	Dana Point, Calif.	2023						
BURDUE, Pam	Stockton, Calif.	1982	2	.000	0	3	2	0
BURNS, Robin	Cypress, Calif.	1981-82-83-84	981	.201	0	121	332	371
BYRNE, Megan	Stockton, Calif.	2015	0	.000	0	0	0	0
CALDEMEYER, Sacha	Muncie, Ind.	1993-94-95-96	255	.224	4420	98	842	154
CALL, Maddy	Monte Sereno, Calif.	2012	1	.333	8	9	212	0
CAMPBELL, Kelly	Mansfield, Ohio	2005	37	.182	4	0	9	5
CARPENTER, Lucy	Singapore	2018-19-20-21	183	.127	6	0	45	40
CHAMBERS, Tracy	Hacienda Heights, Calif.	1996-97-98-99	1168	.324	69	69	637	571
CHRISTENSEN, Emily	Tucson, Ariz.	2013-14						
CLANCY, Hannah	Thousands Oaks, Calif.	2010-11-12	226	.382	3379	47	1048	138
CLIFFORD, Carissa	Placerville, Calif.	1993-94-95-96	314	.175	69	57	406	116
CLINE, Lauren	Bakersfield, Calif.	2015-16-17-18	222	.214	6	0	19	100
CONNOLLY, Ann	Chicago, Ill.	1978-79-80-81	18	-.023	0	19	13	1
CONTI, Carol	Stockton, Calif.	1989-90-91	3	.000	18	32	264	0
COOK, Ramonni	Elk Grove, Calif.	2020-21-22-23	590	.149	11	1	135	140
COONLEY, Nancy	Honolulu, Hawaii	1975-76						
CORBETT, Kate	Chicago, Ill.	2006	16	.036	1	2	20	4
COWDEN, Gabby	Danville, Calif.	2009-10-11-12	546	.223	60	91	270	228
CRAMP, Ava	Colombus, Ohio	2011	8	.375	0	0	2	1
CRENSHAW, Holland	Santa Barbara, Calif.	2015	149	.293	4	0	14	57
DAVIES, Ashley	Burney, Calif.	2023						
DAVIS, Taeler	Phelan, Calif.	2010	2	.167	65	10	44	3
DE SCHRIJVER, Hanne	Serskamp, Belgium	2017-18-19-20	25	.095	1230	42	373	24
DEMPSTER	Manhattan Beach, Calif.	1981-82-83-84	1206	.261	0	87	297	549
-HOWARD, Eileen								
DENNEMANN, Allison	New Palestine, Ind.	2018-19	419	.141	21	41	374	37
DIEDERICH, Jessica	Omaha, Neb.	2013-14-16	18	.130	507	20	117	3
DIMITRIJEVIC, Tanja	Belgrade, Yugoslavia	1996-97-98-99	237	.281	3742	68	618	185
DOWNEY, Rebecca	Waipahu, Hawaii	1992-93-94-95	547	.289	32	76	433	250
DROLLINGER, Susan	Lake Arrowhead, Calif.	2002-03-04-05	426	.223	55	34	135	136

TWO-TIME NATIONAL CHAMPIONS • 24 NCAA APPEARANCES • 36 ALL-AMERICA AWARDS • THREE OLYMPIANS

ALL-TIME ROSTER

PLAYER	HOMETOWN	LETTERS	K	PCT.	A	SA	DIG	TB
EDWARDS, Alexa	Sacramento, Calif.	2020-21-22-23	1362	.180	70	106	961	152
ELDRIDGE-RIPP, Katy	Petaluma, Calif.	1989-90-91-92	1024	.230	122	104	1169	190
ELMAN, Lexi	Omaha, Neb.	2013-14-15-16	1278	.189	163	113	1351	163
ENANO, Benita	Fairfield, Calif.	1977						
ENGELHARDT, Svenja	Sinsheim, Germany	2007-08-09-10	1386	.208	90	175	926	156
ERLIK, Michelle	—	1975						
FALKOWSKI, Erica	Wilmington, Del.	1993-94	0	-.500	1	5	30	0
FEINER, Mia	San Clemente, Calif.	2012-13-14-15	2	.125	108	62	924	0
FELDSHER, Janie	Claremont, Calif.	2014-15-16-17	330	.259	9	1	50	195
FIFER, Krissy	Los Altos, Calif.	1987-88-89-90	1330	.338	14	38	470	183
FLEMING, Ashlyn	San Jose, Calif.	2016-17	548	.345	23	34	89	232
FRANCO, Lisa	Huntington Park, Calif.	1981-82-83-84	450	.213	0	117	256	74
GALLOP, Sien	San Diego, Calif.	2016	1	1.000	0	0	1	0
GEE, Keri	Palo Alto, Calif.	2014	0	.000	3	5	14	0
GIBSON-Mallori	Bakersfield, Calif.	2008-09	693	.229	24	73	454	124
GIBSON-McHUGH, Jayne	Arvada, Colo.	1978-79-80-81	856	.303	0	19	12	155
GILKEY, Dylan	Cedar Park, Texas	2023	2	.000	184	7	82	0
GOEDERS, Elaine	Apple Valley, Minn.	1999-2000-01-02	664	.299	30	19	127	309
GOLDBERG, Arielle	Damascus, Md.	2009	0	.000	5	0	1	0
GORANSON -CARROLL, Glenna	Manhattan Beach, Calif.	1975-76						
GORMSEN, Kara	Stockton, Calif.	1998-99-2000	175	.354	2416	35	487	132
GOROSPE, Shelby	Peoria, Ariz.	2023	4	.182	1	0	0	6
GOTELLI, Angela	Stockton, Calif.	1996-97	1	-.042	14	27	258	1
GOTTERBA, Katrin	Stockton, Calif.	2014-15-16-17	3	.286	389	81	1818	0
GROOTHUIS, Ashley	Aurora, Neb.	2002-03-04-05	1491	.211	92	87	913	186
HAMM, Jamie	Bellevue, Neb.	1998-99-2000-01	927	.232	147	90	1661	181
HARPER, Katie	Santa Monica, Calif.	1986	9	.438	3	0	10	7
HATCHETT, Angela	Ottumwa, Iowa	1994-95	131	.134	8	9	112	33
HAUSCHILD, Addie	Sacramento, Calif.	1994-95-96-97	955	.304	103	116	1003	505
HAUSCHILD, Megan	Sacramento, Calif.	1999-2000-01-02	389	.195	1472	115	614	126
HAYASHI, Linda	Torrance, Calif.	1976						
HELLER, Jenna	Gilbert, Ariz.	2021-22-23	192	.327	2602	95	838	34
HENDON, Larelle	Crescent City, Calif.	1975-76						
HERRINGTON, Brooke	Corona del Mar, Calif.	1985-86-87-88	1163	.210	69	127	1480	179
HERT, Dorothy	Lake Arrowhead, Calif.	1984-85-86-87	1008	.139	56	123	1305	320
HERT-REY, Liz	Lake Arrowhead, Calif.	1984-85-86-87	369	.240	4386	125	990	285
HILBERS, Johanna	Omaha, Neb.	2004-05-06-07	772	.260	68	47	279	248
HIROMOTO, Carly	Aiea, Hawaii	2006-07-08	4	.375	54	2	98	0
HOWARD, Gillian	La Jolla, Calif.	2011-12-13-14	752	.310	49	34	239	458
HOLT, Alexandra	Sacramento, Calif.	2014-15-16-17-18	91	.239	1004	27	21	149
IANNI, Allison	East Lansing, Mich.	2003-04-05	153	.302	1557	19	288	96
IWASAKI, Deanna	Reedley, Calif.	1980	2	.250	—	—	—	—
JACOBSEN, Karen	Fair Oaks, Calif.	1979-80-81-82	274	.190	0	41	38	39
JAGD, Nikki	Palos Verdes, Calif.	2005	9	.286	31	6	12	1
JENSEN, Randy	Three Rivers, Calif.	1995-96-97	122	.180	18	9	243	21
JEWELL, Cindy	Woodland Hills, Calif.	1975-76						
JEZYCKI, Denise	Incline Village, Nev.	1982-83	9	.050	0	2	1	0
JOHANSSON, Charlotte	Örebro, Sweden	1991-92-93-94	1394	.326	88	149	1017	475
JOHNS, Lisa	Bakersfield, Calif.	1991-92-93-94	150	.242	2721	62	615	119
JOINES-TAMAS, Jennifer	Milpitas, Calif.	2000-01-02-03	2225	.350	65	123	686	639
KABENGELE, Biamba	Burlington, Ontario	2022-23	695	.202	19	73	342	82
KADOCHNIKOVA, Nadia	Ekaterinburg, Russia	1991-92	78	.235	13	11	76	28

TWO-TIME NATIONAL CHAMPIONS • 24 NCAA APPEARANCES • 36 ALL-AMERICA AWARDS • THREE OLYMPIANS

ALL-TIME ROSTER

PLAYER	HOMETOWN	LETTERS	K	PCT.	A	SA	DIG	TB
KALAJ, Illyria	Lake Orion, Mich.	2020-21	0	.000	7	4	52	0
KALEND, Kristen	Lodi, Calif.	2002-03-04	3	.000	23	33	317	1
KAMA, Dancyne	Hilo, Hawaii	2006-07-08-09	15	.102	697	53	1150	3
KAMINSKY, Kennedy	Chandler, Ariz.	2019-20-21	322	.204	15	23	102	180
KASSER, Sharon	Huntington Beach, Calif.	1988-89-90-91	931	.277	59	52	492	412
KEA, Pihanakealoha	Honolulu, Hawaii	2009	7	.103	227	0	65	3
KEITH, Alexis	Gilbert, Ariz.	2019						
KELLEY, Michele	Byron, Calif.	1998-99-2000-01	2	.000	29	29	323	0
KNOX, Jennifer	Macungie, Pa.	2003-04-05-06	70	.171	17	8	26	46
KRUG, Shannon	Colorado Springs, Colo.	2007-08	82	.260	2270	26	399	57
KUMANOVA, Darina	Sofia, Bulgaria	2021-22-23	709	.108	63	123	674	41
LABASS, Maycie	Modesto, Calif.	2014-15-16-17	303	.139	63	86	718	17
LAMB, Anna	San Bernardino, Calif.	1978-79-80-81	53	.112	0	35	9	4
LANCASTER	Mt. Prospect, Ill.	1977-78-79-80	26	.324	—	—	—	—
-LISKEYCH, Nancy								
LANCE, Pam	Huntington Beach, Calif.	1986-87-88-89	680	.203	41	74	728	147
LEE, Judy	Seattle, Wash.	1977-78, 80	145	.213	—	—	—	—
LEE, Lorianne	Gardena, Calif.	1976						
LEIPHAM, Desirée	Davenport, Wash.	1991-92-93-94	214	.157	12	32	295	52
LEO, Gabby	Phoenix, Ariz.	2018-19-20-21	32	.104	2009	58	712	6
LEVANEN, Hanna	Granada Hills, Calif.	2011-12-13	70	.167	3	0	56	20
LIGHTLE, Tracy	Auburn, Wash.	1975-76						
LINES, Kaitlyn	Gilbert, Ariz.	2017-18	600	.159	9	42	287	69
LLOYD, Laurie	Whittier, Calif.	1976						
LUMB, Cathy	Woodridge, Ill.	1980-81-82-83	222	.185	0	34	27	12
MACLEOD, Megan	Fremont, Calif.	2009	0	.000	5	0	1	0
MAGINOT-FAHY, Julie	Palos Heights, Ill.	1982-83-84-85	1349	.265	28	145	862	223
MAGUD, Julie	Stockton, Calif.	2004-05-06-07	8	.800	130	69	1906	0
MARKEL, Andrea	Sunnyvale, Calif.	1982-83-84-85	208	.151	1	37	73	83
MASON, Rebecca	Los Gatos, Calif.	2005	2	.400	26	13	198	0
MATSUOKA, Koala	Wahiawa, Hawaii	2011-12	3	.000	168	17	744	0
McDONALD,	Redwood City, Calif.	1977-78-79-80	381	.318	—	—	—	—
-PICKERING, Kim								
McGEE, Kelli	Honolulu, Hawaii	1979						
McGRATH,	Long Beach, Calif.	1984-85-86-87	916	.252	240	105	1105	429
-KELTNER, Teri								
McKINLEY, Karen	Palo Alto, Calif.	1977-78-79						
MILLER, Abby	Hillsborough, Calif.	2021-22-23	51	.005	1	0	21	11
MILLER,	Thousand Oaks, Calif.	1998-99-2000-01	661	.275	180	125	690	148
-TRIBBETT, Mary								
MILLER,	Sunnyvale, Calif.	1984-85-86-87	935	.252	38	108	592	496
-CROSSON, Courtney								
MimMACK, Meagan	Upland, Calif.	2006-07-08	544	.235	32	14	102	163
MISA, Samantha	St. George, Utah	2010-11	746	.178	75	33	607	57
MORALES, Zoe	Hermosa Beach, Calif.	2023	0	.000	39	15	136	0
MORDAUNT, Molly	Stockton, Calif.	2001-02-03	16	.163	25	14	271	2
MUSSIE, Stevie	Puyallup, Wash.	2003-04	648	.182	57	34	580	89
NOLAN, Dolores	—	1975						
NISHIMURA, Megan	Honolulu, Hawaii	2021-22-23	5	.057	168	42	567	0
ODEN, Elaina	Irvine, Calif.	1985-86, 88-89	1485	.341	102	108	1229	534
ORTEGA, Jaima	Santa Barbara, Calif.	2000	62	.121	3	5	38	11
OSMAN, Debbie	Stow, Ohio	1976-77-78-79						
PANG, Shay	Modesto, Calif.	1978-79						
PATTERSON, Riley	Sonora, Calif.	2018-19-20	832	.158	61	55	768	84
PEREZ, Katie	Stockton, Calif.	2005	0	.000	0	1	0	0
PEREZ, Leanne	Laguna Beach, Calif.	1976-77						
PETNICKI, Olivia	Vacaville, Calif.	2016-17	0	.000	3	4	39	0
PFANNER, Ann	Davis, Calif.	1977-78-79-80	93	.177	—	—	—	—
PODESTA, Tara	Linden, Calif.	1993-94-95	8	.034	23	7	290	0
PONCETTA, Taylor	San Jose, Calif.	2014	8	.467	1	1	2	0

TWO-TIME NATIONAL CHAMPIONS • 24 NCAA APPEARANCES • 36 ALL-AMERICA AWARDS • THREE OLYMPIANS

ALL-TIME ROSTER

TWO-TIME NATIONAL CHAMPIONS • 24 NCAA APPEARANCES • 36 ALL-AMERICA AWARDS • THREE OLYMPIANS

PLAYER	HOMETOWN	LETTERS	K	PCT.	A	SA	DIG	TB
RAMSEY, Riley	Greenbrae, Calif.	2018-19-20-21	359	.206	29	23	192	52
REBER, Emily	Rancho Mirage, Calif.	2012	0	.000	10	5	44	0
REDICK, Andrea	Corona del Mar, Calif.	1985-86-87-88	29	-.008	17	53	628	22
REID, Kimi	Tucson, Ariz.	2009	0	.000	0	0	1	0
RENTZ, Joanna	Glen Ellen, Calif.	2001-02-03-04	550	.195	213	101	962	139
RICHARDS, Anjanette	Gresham, Ore.	1992-93, 95	101	.204	58	9	85	119
RILEY, Olivia	Agua Dulce, Calif.	2006-07-08-09	27	.072	1737	37	364	42
ROBINSON, Natalie	Bakersfield, Calif.	2010	0	-.333	18	8	178	0
ROSENQUIST, Angela	Stockton, Calif.	1997-98-99	6	.250	92	21	164	1
RUUSKA, Laura	Kuopio, Finland	2001	14	.294	0	0	3	3
SADEGHI, Shahrzad	Manhattan Beach, Calif.	2019-20-21	0	-1.000	2	3	30	0
SALER, Kaelyn	Brentwood, Calif.	2019-20-21	126	.120	7	5	32	55
SANDERS, Jennifer	Katy, Texas	2010-11-12-13	873	.300	26	1	177	272
SAUNDERS, Jan	Manhattan Beach, Calif.	1981-82-83-84	340	.218	0	170	435	204
SCHAUER, -GUIDI, Jody	Walnut Grove, Calif.	1980-81-82	153	.134	0	17	17	32
SCHMITT, Robyn	Linden, Calif.	1990, 92-93-94	437	.239	61	28	238	180
SCHOENY, Heather	Mission Viejo, Calif.	1988-89-90-91	412	.238	168	53	687	196
SCHULZ, Kat	Phoenix, Ariz.	2012-13-14	921	.227	102	66	919	145
SCOTLAN, Cathy	Oakland, Calif.	1987-88-89-90	1426	.268	65	73	916	734
SCRUGGS, Devin	San Jose, Calif.	1987-88-89-90	494	.240	174	32	741	192
SHEARER, Jane	Concord, Calif.	1976						
SHELTON, Andie	Stockton, Calif.	2014-15-16-17	386	.223	1967	63	682	161
SHEPPARD, Sammie	Brookline, N.H.	2020-21	0	.000	0	0	0	0
SHERMAN, Sedona	Litchfield Park, Ariz.	2019-20-21-22	480	.239	28	23	114	139
SHINN, -HARDCASTLE, Danielle	Arnold, Calif.	1997-98-99-2000	1245	.244	195	73	1017	283
SIMONIS, Vikki	Palatine, Ill.	1989-90-91-92	762	.206	71	182	971	103
SJÖSTEN, Karin	Sandviken, Sweden	1995-96-97	189	.313	13	9	93	91
SMITH, Allyson	Clovis, Calif.	1988-89	18	.088	0	2	54	1
SMITH, Jennica	Forestville, Calif.	1996-97-98-99	1548	.316	66	97	675	274
SMITH, Mary Lauren	St. Joseph, Mo.	2000	34	.265	9	2	23	11
SOLARI, Jennifer	Linden, Calif.	2001-02-03	0	-.500	0	1	10	0
SOLTYSIK, Natasha	Goleta, Calif.	1990-91-92-93	617	.224	69	70	922	105
SOURBEER, Valerie	Valley Center, Calif.	2006	12	.078	0	3	11	7
STEGEMANN, Elsa	Santa Cruz, Calif.	1995-96, 98-99	1853	.296	90	98	1114	228
SUBLETT, Sam	Ramona, Calif.	2021-22-23	17	.424	0	1	4	6
SUTTICH, Starry	Concord, Calif.	1978, 80	11	.455	—			
SWAILS, Misty	Ripon, Calif.	2000-01-02	195	.189	63	60	610	43
SWANSON, Lori	Palo Alto, Calif.	1977-78-79						
TAGART, Katy	San Jose, Calif.	2011-12-13-14	259	.153	13	19	230	89
TAYLOR, Terry	Laguna Beach, Calif.	1975-76-77						
TERPSTRA, Andrea	Ripon, Calif.	2009	3	.250	0	0	0	6
TERRY, Robin	Santa Cruz, Calif.	2003-04-05	73	.238	3	1	9	46
TITUS, Isabelle	Salinas, Calif.	1976-77						
TOMASZEWSKA, Natalia	Marklowice, Poland	2006-07-08-09	605	.212	59	61	291	186
TORRES, Rebekah	Wahiawa, Hawaii	2008-09-10-11	313	.154	170	65	1108	43
TRAN, Kathy	San Jose, Calif.	1996-97	4	.222	5	4	90	1
TUBBS, Jadyn	Turlock, Calif.	2018-19-20-21-22	11	.074	441	117	1873	1
TURNER, Jewel	Sacramento, Calif.	2020						
UHL, Kara	Cypress, Calif.	2004-05-07-08	776	.173	105	101	1046	74
VAUGHN, Linda	Sunnyvale, Calif.	1981-82-83-84	424	.203	0	122	212	33
VAN GRONINGEN, Emily	Ripon, Calif.	2022-23	316	.294	13	20	75	136
VAYSBURG, Masha	Livermore, Calif.	2006-07-08-09	471	.284	50	0	102	308
VEIDEMANN, Liina	Vallentuna, Sweden	1995-96-97	486	.281	127	22	367	155
VINALL, Sarah	Stoney Creek, Ontario	2001-02-03-04	513	.238	34	51	356	198
VISO, Ashley	San Jose, Calif.	1995	0	—	0	1	7	0

ALL-TIME ROSTER

PLAYER	HOMETOWN	LETTERS	K	PCT.	A	SA	DIG	TB
WEBER, Wesley	Laguna Beach, Calif.	1977-78						
WESTLING, Sara	Lincoln, Neb.	1999	19	.245	1	7	9	7
WHITSON, Kimmy	Palo Alto, Calif.	2012-13-14-15	327	.297	2894	58	493	272
WILK, Alicja	Trzebowisko, Poland	2013-14-15-16	510	.227	27	65	351	298
WINE, Skylar	Phoenix, Ariz.	2016-17	239	.140	6	1	61	46
WINTERBOTHAM, Juli	Los Altos, Calif.	2004-05	0	-.500	0	1	1	0
WOLFE, Janet	Sunnyvale, Calif.	1985-86-87-88	64	.137	1168	24	220	85
ZARAGOZA, Francesca	Stockton, Calif.	2014		0 .000	0	0	0	
ZEISLER, Nancy	Stockton, Calif.	1976						

TWO-TIME NATIONAL CHAMPIONS • 24 NCAA APPEARANCES • 36 ALL-AMERICA AWARDS • THREE OLYMPIANS

SINGLE MATCH RECORDS

KILLS, Match

1. 46 Elsa Stegemann
vs. Michigan, 12/4/99
2. 39 Elsa Stegemann
vs. Florida, 8/28/99
3. 38 Kara Uhl
vs. Cincinnati, 11/24/07
4. 36 Dominique Benton-Bozman
vs. UC Santa Barbara,
12/3/94
vs. Stanford, 10/9/93
6. 35 Alexa Anderson
vs. Houston, 11/25/06
7. 33 Jennica Smith
vs. Michigan, 12/4/99
vs. UC Santa Barbara,
10/3/98
Dominique Benton-Bozman
vs. Florida, 9/17/94
10. 32 Elsa Stegemann
vs. UC Santa Barbara,
11/5/98
Dominique Benton-Bozman
vs. Sacramento State,
9/27/94

TOTAL ATTACKS, Match

1. 93 Kara Uhl
vs. Cincinnati, 11/24/07
2. 92 Elsa Stegemann
vs. Michigan, 12/4/99
3. 86 Ashley Groothuis
vs. UC Santa Barbara,
11/10/05
4. 82 Elsa Stegemann
vs. Stanford, 10/19/99
5. 78 Svenja Engelhardt
at Long Beach State,
10/9/10
Alexa Anderson
vs. Virginia, 9/8/06
Dominique Benton-Bozman
vs. UC Santa Barbara,
12/3/94
8. 77 Danielle Shinn
vs. UCLA, 12/8/00
9. 76 Ashley Groothuis
vs. Sacramento State,
11/25/05
10. 75 Elsa Stegemann
vs. Penn State, 12/16/99
Dominique Benton-Bozman
vs. Florida, 9/17/94

ASSISTS, Match

1. 88 Liz Hert
vs. UCLA, 10/6/87
2. 85 Tanja Dimitrijevic
vs. UC Santa Barbara,
10/3/98
3. 84 Tanja Dimitrijevic
vs. Florida, 8/28/99
vs. UC Santa Barbara,
11/22/97
5. 83 Sacha Caldemeyer

- 12/3/94
vs. UC Santa Barbara,
Melanie Beckenhauer
vs. UC Santa Barbara,
11/8/91
7. 80 Tanja Dimitrijevic
vs. Long Beach State,
11/13/99
Melanie Beckenhauer
vs. UCLA, 11/25/89
9. 79 Melanie Beckenhauer
vs. Notre Dame, 10/18/89
10. 77 Tanja Dimitrijevic
vs. Arkansas, 11/27/98
vs. Sacramento State,
12/6/97

SERVICE ACES, Match

1. 11 Svenja Engelhardt, 10/13/07
vs. Cal State Northridge
Robin Burns
vs. Fresno State, 10/18/83
3. 10 Jan Saunders
vs. Northwestern, 9/17/81
4. 8 Linda Vaughn
vs. San Francisco, 11/10/81
Maycie Leboss (2 times)
last vs. South Dakota State,
8/28/2015
5. 7 Svenja Engelhardt, 11/3/07
vs. UC Irvine
Dominique Benton-Bozman
vs. Utah State, 10/20/95
Vikki Simonis
vs. Texas Tech, 11/27/92
Jan Saunders
vs. San Jose State, 10/11/83
Darina Kumanova
vs. Liberty, 9/9/22
9. 6 16 Times,
Last by Mallori Gibson
at CS Northridge, 10/18/08

DIGS, Match

1. 39 Brooke Herrington
vs. UC Santa Barbara,
9/30/88
2. 36 Jady Tubbs,
vs. Gonzaga, 11/19/22
3. 35 Julie Magud
vs. UC Davis, 11/2/06
vs. Yale, 9/15/06
4. 34 Hannah Clancy
vs. Boise State, 8/26/11
5. 33 Dorothy Hert
vs. UC Santa Barbara,
11/13/87
Katrin Gotterba
vs. USC 8/30/14
7. 32 Dorothy Hert
vs. San Diego State,
12/12/86
Jady Tubbs
vs. Gonzaga 11/07/19
9. 31 Julie Magud

- vs. Oregon State, 9/15/07
at Cal State Fullerton,
11/6/04
Katrin Gotterba
vs. UCLA, 9/1/2016

BLOCK SOLOS, Match

1. 9 Jayne Gibson-McHugh
vs. Stanford, 10/16/81
2. 8 Cathey Scotlan
vs. Cal Poly, 12/3/88
Robin Burns
vs. Stanford, 10/16/81
4. 7 Sharon Kasser
vs. San Diego State,
10/21/88
Mary Miller-Tribett
vs. San Diego State,
11/21/86

BLOCK ASSISTS, Match

1. 14 Sidney Bennett
at Utah State, 9/18/04
Mary Miller-Tribett
vs. Stanford, 9/24/86
3. 12 Jennifer Joines
vs. Hawai'i, 11/24/01
Cathey Scotlan
vs. Stanford, 11/3/87
5. 11 Five Times,
Last by Elaine Goeders
vs. Long Beach State,
9/30/00

TOTAL BLOCKS, Match

1. 15 Sidney Bennett
at Utah State, 9/18/04
Mary Miller-Tribett
vs. San Diego State,
11/21/86
Elaina Oden
vs. Brigham Young,
10/11/86
Mary Miller
vs. Stanford, 9/24/86
5. 14 Cathey Scotlan
vs. Stanford, 11/3/87
Eileen Dempster
vs. UCLA, 11/11/84
7. 13 Addie Hauschild
vs. Nebraska, 9/6/97
Mary Miller-Tribett
vs. San Diego State, 11/1/86
Jayne Gibson-McHugh
vs. Cal Poly, 12/12/8

KILLS, Season

1. 653 Jennifer Joines, 2003
2. 642 Elsa Stegemann, 1999
3. 601 Jennifer Joines, 2001
4. 554 Jennifer Joines, 2002
5. 547 Elaina Oden, 1985
6. 542 Dominique Benton-Bozman,
1994
7. 541 Ashley Groothuis, 2005
8. 519 Jayne Gibson, 1980

9. 508 Svenja Engelhardt, 2010
10. 493 Lexi Elman, 2015

KILLS PER SET, Season

1. 5.63 Jennifer Joines, 2003
5.63 Elsa Stegemann, 1999
3. 5.07 Dominique Benton-Bozman, 1994
4. 4.99 Jennifer Joines, 2002
5. 4.77 Dominique Benton-Bozman, 1995
6. 4.75 Ashley Groothuis, 2005
7. 4.73 Jennifer Joines, 2001
8. 4.51 Elsa Stegemann, 1998
9. 4.38 Svenja Engelhardt, 2010
10. 4.36 Lexi Elman, 2015

TOTAL ATTACKS, Season

1. 1462 Ashley Groothuis, 2005
2. 1393 Jennifer Joines, 2003
3. 1388 Elsa Stegemann, 1999
4. 1355 Svenja Engelhardt, 2010
5. 1298 Lexi Elman, 2015
6. 1287 Jennifer Joines, 2001
7. 1224 Alexa Anderson, 2006
8. 1216 Samantha Misa, 2011
9. 1212 Dominique Benton-Bozman, 1994
10. 1210 Alexa Edwards, 2021

TOTAL ATTACKS PER SET, Season

1. 12.82 Ashley Groothuis, 2005
2. 12.18 Elsa Stegemann, 1999
3. 12.01 Jennifer Joines, 2003
4. 11.77 Alexa Anderson, 2006
5. 11.71 Danielle Shinn, 2000
6. 11.68 Svenja Engelhardt, 2010
7. 11.47 Samantha Misa, 2011
8. 11.48 Lexi Elman, 2015
9. 11.33 Dominique Benton-Bozman, 1994
10. 10.80 Alexa Edwards, 2021

HITTING PERCENTAGE, Season

1. .402 Jennifer Joines, 2000
2. .380 Elaina Oden, 1985
3. .377 Tracy Chambers, 1999
4. .369 Jennifer Joines, 2002
5. .357 Elaina Oden, 1986
6. .348 Elsa Stegemann, 1998
7. .344 Jennifer Sanders, 2011
8. .343 Liina Veidemann, 1996
9. .342 Tracy Chambers, 1998
.342 Krissy Fifer, 1989

ASSISTS, Season

1. 1617 Melanie Beckenhauer, 1990
2. 1540 Sacha Caldemeyer, 1996
3. 1532 Liz Hert, 1987
4. 1486 Tanja Dimitrijevic, 1997
5. 1461 Melanie Beckenhauer, 1989
6. 1452 Liz Hert, 1985
7. 1421 Kara Gormsen, 2000
8. 1402 Liz Hert, 1986
9. 1400 Lisa Johns, 1992
10. 1369 Hayley Anderson, 2004

ASSISTS PER SET, Season

1. 14.21 Kara Gormsen, 2000
2. 13.36 Shannon Krug, 2007
3. 13.16 Sacha Caldemeyer, 1996

4. 13.06 Tanja Dimitrijevic, 1998
5. 12.86 Sacha Caldemeyer, 1995
6. 12.81 Tanja Dimitrijevic, 1997
7. 12.62 Melanie Beckenhauer, 1991
8. 12.56 Hayley Anderson, 2004
9. 12.51 Hayley Anderson, 2003
10. 12.48 Tanja Dimitrijevic, 1999

SERVICE ACES, Season

1. 64 Svenja Engelhardt, 2007
2. 63 Vikki Simonis, 1992
3. 61 Dominique Benton-Bozman, 1995
4. 60 Dominique Benton-Bozman, 1994
5. 59 Jennifer Joines, 2003
59 Julie Maginot, 1984
7. 56 Rebecca Downey, 1995
Darina Kumanova, 2022
8. 55 Vikki Simonis, 1990
10. 53 Jan Saunders, 1983
Alexa Edwards, 2022

SERVICE ACES PER SET, Season

1. 0.77 Svenja Engelhardt, 2007
2. 0.63 Dominique Benton-Bozman, 1995
3. 0.58 Vikki Simonis, 1992
4. 0.56 Dominique Benton-Bozman, 1994
5. 0.55 Rebecca Downey, 1995
6. 0.51 Jennifer Joines, 2003
0.51 Julie Maginot, 1984
8. 0.50 Svenja Engelhardt, 2008
9. 0.49 Megan Hauschild, 2001
10. 0.47 Vikki Simonis, 1990

DIGS, Season

1. 539 Jamie Hamm, 2001
2. 523 Julie Magud, 2006
3. 519 Dorothy Hert, 1986
Katrin Gotterba, 2016
5. 509 Jady Tubbs, 2019
5. 506 Koala Matsuoka, 2012
6. 503 Julie Magud, 2007
7. 491 Katrin Gotterba, 2018
8. 489 Rebekah Torres, 2010
9. 486 Julie Magud, 2005

DIGS PER SET, Season

1. 5.03 Julie Magud, 2006
2. 4.98 Julie Magud, 2007
3. 4.63 Katrin Gotterba, 2016
4. 4.44 Jamie Hamm, 2000
5. 4.30 Jady Tubbs, 2021
6. 4.28 Dancyn Kama, 2009
7. 4.26 Julie Magud, 2005
8. 4.24 Jamie Hamm, 2001
9. 4.23 Jady Tubbs, 2019
10. 4.22 Rebekah Torres, 2010

BLOCK SOLOS, Season

1. 77 Eileen Dempster, 1984
2. 70 Eileen Dempster, 1983
3. 62 Jayne Gibson, 1981
4. 57 Cathey Scotlan, 1988
5. 53 Mary Miller, 1986
6. 50 Elaina Oden, 1986
7. 48 Elaina Oden, 1985
48 Cathey Scotlan, 1990
9. 47 Eileen Dempster, 1982

10. 44 Mary Miller, 1987

BLOCK ASSISTS, Season

1. 175 Jennifer Joines, 2001
2. 168 Mary Miller, 1986
3. 152 Cathey Scotlan, 1990
4. 148 Teri McGrath, 1986
5. 146 Cathey Scotlan, 1989
6. 137 Jennifer Joines, 2000
Cathey Scotlan, 1988
8. 136 Elaina Oden, 1985
9. 135 Sara Bronson, 1998
Gillian Howard, 2013

TOTAL BLOCKS, Season

1. 221 Mary Miller, 1986
2. 207 Eileen Dempster, 1984
3. 194 Cathey Scotlan, 1989
194 Cathey Scotlan, 1988
5. 191 Jennifer Joines, 2001
6. 189 Cathey Scotlan, 1990
7. 184 Teri McGrath, 1986
184 Elaina Oden, 1985
9. 174 Mary Miller, 1987
10. 173 Elaina Oden, 1986

BLOCKS PER SET, Season

1. 1.80 Eileen Dempster, 1984
2. 1.72 Cathey Scotlan, 1989
3. 1.60 Jennifer Joines, 2000
4. 1.59 Cathey Scotlan, 1988
5. 1.56 Mary Miller, 1986
6. 1.55 Tracy Chambers, 1998
7. 1.52 Cathey Scotlan, 1990
1.52 Elaina Oden, 1986
9. 1.50 Jennifer Joines, 2001
10. 1.43 Mary Miller, 1987
Cathey Scotlan, 1987

CAREER RECORDS

KILLS, Career

1. 2225	Jennifer Joines, 2000-03
2. 1853	Elsa Stegemann, 1995-96, 1998-99
3. 1548	Jennica Smith, 1996-99
4. 1491	Ashley Groothuis, 2002-05
5. 1485	Elaina Oden, 1985-86, 1988-89
6. 1426	Cathey Scotlan, 1987-90
7. 1417	Dominique Benton-Bozman, 1992-95
8. 1394	Charlotte Johansson, 1991-94
9. 1386	Svenja Engelhardt, 2007-10
10. 1369	Lexi Elman, 2013-16

KILLS PER SET, Career

1. 4.89	Jennifer Joines, 2000-03
2. 4.40	Dominique Benton-Bozman, 1992-95
3. 4.33	Elsa Stegemann, 1995-96, 1998-99
4. 3.70	Krissy Fifer, 1987-90
5. 3.61	Elaina Oden, 1985-86, 1988-89
6. 3.59	Alexa Edwards, 2020-pres.
7. 3.58	Ashley Groothuis, 2002-05
8. 3.54	Svenja Engelhardt, 2007-10
9. 3.50	Jennica Smith, 1996-99
10. 3.36	Samantha Misa, 2010-11

TOTAL ATTACKS, Career

1. 4615	Jennifer Joines, 2000-03
2. 4054	Elsa Stegemann, 1995-96, 1998-99
3. 3979	Ashley Groothuis, 2002-05
4. 3903	Lexi Elman, 2013-16
5. 3803	Alexa Edwards, 2020-pres.
6. 3753	Svenja Engelhardt, 2007-10
7. 3413	Julie Maginot, 1982-85
8. 3382	Therese Boyle, 1982-85
9. 3371	Cathey Scotlan, 1987-90
10. 3347	Jennica Smith, 1996-99

TOTAL ATTACKS PER SET, Career

1. 10.45	Samantha Misa, 2010-11
2. 10.14	Jennifer Joines, 2000-03
3. 10.03	Alexa Edwards, 2020-pres.
4. 9.89	Dominique Benton-Bozman, 1992-95
5. 9.57	Svenja Engelhardt, 2007-10
6. 9.54	Ashley Groothuis, 2002-2005
7. 9.47	Elsa Stegemann, 1995-96, 1998-99
8. 9.11	Alexa Anderson, 2005-08
9. 8.77	Lexi Elman, 2013-16
10. 8.73	Mallori Gibson, 2008-09

HITTING PERCENTAGE, Career

1. .350	Jennifer Joines, 2000-03
2. .348	Melanie Beckenhauer, 1988-91

3. .341	Elaina Oden, 1985-86, 88-89
4. .338	Krissy Fifer, 1987-90
5. .326	Charlotte Johansson, 1991-94
6. .324	Tracy Chambers, 1996-99
7. .316	Jennica Smith, 1996-99
	Patty Berg, 1977-78, 1980
9. .312	Gillian Howard, 2011-14
10. .304	Addie Hauschild, 1994-97

ASSISTS, Career

1. 5304	Melanie Beckenhauer, 1988-91
2. 4470	Hayley Anderson, 2001-04
3. 4420	Sacha Caldemeyer, 1993-96
4. 4386	Liz Hert, 1984-87
5. 3742	Tanja Dimitrijevic, 1996-99
6. 3379	Hannah Clancy, 2010-12
7. 3108	Kimmy Whitson, 2012-15
8. 2721	Lisa Johns, 1991-94
9. 2602	Jenna Heller, 2021-pres.
10. 2416	Kara Gormsen, 1998-2000

ASSISTS PER SET, Career

1. 12.72	Kara Gormsen, 1998-2000
2. 12.31	Tanja Dimitrijevic, 1996-99
3. 12.14	Melanie Beckenhauer, 1988-91
4. 12.01	Shannon Krug, 2007-08
5. 11.86	Hayley Anderson, 2001-04
6. 10.91	Sacha Caldemeyer, 1993-96
7. 10.43	Hannah Clancy, 2010-12
8. 9.77	Liz Hert, 1984-87
9. 8.60	Allison Ianni, 2003-05
10. 8.35	Kimmy Whitson, 2012-15

SERVICE ACES, Career

1. 182	Vikki Simonis, 1989-92
2. 175	Svenja Engelhardt, 2007-10
3. 170	Jan Saunders, 1981-84
5. 149	Charlotte Johansson, 1991-94
6. 145	Julie Maginot, 1982-85
6. 143	Therese Boyle, 1982-85
7. 130	Dominique Benton-Bozman, 1992-95
8. 128	Melanie Beckenhauer, 1988-91
9. 127	Brooke Herrington, 1985-88
10. 125	Liz Hert, 1984-87
	Courtney Miller, 1998-2001

SERVICE ACES PER SET, Career

1. 0.45	Svenja Engelhardt, 2007-10
	Vikki Simonis, 1989-92
3. 0.40	Dominique Benton-Bozman, 1992-95
4. 0.38	Courtney Miller, 1998-2001
5. 0.36	Darina Kumanova, 2021-pres.
6. 0.35	Mallori Gibson, 2008-09
7. 0.34	Megan Hauschild, 1999-2002

	Charlotte Johansson, 1991-94
9. 0.29	Melanie Beckenhauer, 1988-91
	0.29 Kara Uhl, 2004-08
0.29	Gabby Cowden, 2009-12

DIGS, Career

1. 1906	Julie Magud, 2004-07
2. 1899	Katrin Gotterba, 2014-17
3. 1873	Jadyn Tubbs, 2018-22
4. 1661	Jamie Hamm, 1998-2001
5. 1480	Brooke Herrington, 1985-88
6. 1417	Lexi Elman, 2013-16
7. 1305	Dorothy Hert, 1984-87
8. 1229	Elaina Oden, 1985-86, 1988-89
9. 1169	Katy Eldridge, 1989-92
10. 1150	Dancyne Kama, 2006-09

DIGS PER SET, Career

1. 4.45	Julie Magud, 2004-07
2. 4.18	Katrin Gotterba, 2014-17
3. 4.13	Jadyn Tubbs, 2018-22
4. 3.65	Jamie Hamm, 1998-2001
5. 3.29	Dancyne Kama, 2006-09
6. 3.23	Hannah Clancy, 2010-12
7. 3.22	Koala Matsuoka, 2011-12
8. 3.18	Rebekah Torres, 2008-2011
	Lexi Elman, 2013-16
9. 3.14	Brooke Herrington, 1985-88

BLOCK SOLOS, Career

1. 206	Eileen Dempster, 1981-84
2. 178	Cathey Scotlan, 1987-90
3. 138	Elaina Oden, 1985-86, 1988-89
4. 116	Mary Miller-Tribbett, 1984-87
5. 108	Robin Burns, 1981-84
6. 97	Tracy Chambers, 1996-99
7. 95	Sharon Kasser, 1988-91
8. 94	Charlotte Johansson, 1991-94
9. 86	Jennifer Joines, 2000-03
10. 75	Gillian Howard, 2011-14

BLOCK ASSISTS, Career

1. 556	Cathey Scotlan, 1987-90
2. 553	Jennifer Joines, 2000-03
3. 474	Tracy Chambers, 1996-99
4. 435	Addie Hauschild, 1994-97
5. 409	Gillian Howard, 2011-14
6. 396	Elaina Oden, 1985-86, 1988-89
7. 381	Charlotte Johansson, 1991-94
8. 380	Mary Miller, 1984-87
9. 357	Teri McGrath, 1984-87
10. 343	Eileen Dempster, 1981-84

TOTAL BLOCKS, Career

1. 734	Cathey Scotlan, 1987-90
2. 639	Jennifer Joines, 2000-03
3. 571	Tracy Chambers, 1996-99
4. 549	Eileen Dempster, 1981-84
5. 534	Elaina Oden, 1985-86, 1988-89

- 6. 505 Addie Hauschild, 1994-97
- 7. 496 Mary Miller, 1984-87
- 8. 484 Gillian Howard, 2011-14
- 9. 475 Charlotte Johansson, 1991-94
- 10.429 Teri McGrath, 1984-87

BLOCKS PER SET, Career

- 1. 1.57 Cathey Scotlan, 1987-90
- 2. 1.40 Jennifer Joines, 2000-03
- 3. 1.34 Tracy Chambers, 1996-99
- 4. 1.30 Elaina Oden, 1985-86,
1988-89
- 5. 1.25 Mary Miller, 1984-87
Gillian Howrd, 2011-14
- 7. 1.20 Addie Hauschild, 1994-97
- 8. 1.14 Sharon Kasser, 1988-91
- 9. 1.10 Charlotte Johansson,
1991-94
- 10.1.01 Teri McGrath, 1984-87

COACHING & TEAM RECORDS

ALL-TIME WON-LOSS RECORDS

	W	L	T	PCT.
All-Time Record	1088	485	3	.691
All-Time Home Record	510	148	0	.775
All-Time Spanos Center Record	466	141	0	.767
All-Time Road/Neutral Record	578	337	3	.631
All-Time Conference Record	522	241	0	.684
West Coast Conference	91	96	0	.486
Big West Conference	347	135	0	.720
NorCal Athletic Conference	62	9	0	.873
NorPac Athletic Conference	22	1	0	.957
Record in August	47	26	0	.643
Record in September	355	140	1	.717
Record in October	321	154	0	.675
Record in November	301	121	2	.712
Record in December	64	33	0	.660

Best Single Season Home Record	18-0	1.000	1985
Best Single Season Road Record	23-2	.920	1986
Most Wins in a Season	48		1980
Best Season Winning Percentage	39-3	.926	1986
Most Consecutive Games Won	50		2000
Most Consecutive Victories	34 (10/12/86 to 10/2/87)		
Most Consecutive Home Victories	27 (9/29/84 to 12/1/85)		
Most Consecutive Road Victories	19 (10/12/86 to 10/10/87)		
Largest Single-Set Victory			
15-Point Side Out Scoring	15 (19 times)		
30-Point Rally Scoring	19 : 30-11 (CSF, 10/19/07 & GWU, 9/7/01)		
25-Point Rally Scoring	19 : 25-6 (Loyola-Chi., 9/7/12)		

FRESHMAN RECORDS

Kills (Match):	31	Therese Boyle	1982
Kills (Season):	547	Elaina Oden	1985
Hitting % (Season):	.402	Jennifer Joines	2000
Blocks (Season):	184	Elaina Oden	1985
Digs (Season):	452	Katrin Gotterba	2014
Aces (Season):	64	Svenja Engelhardt	2007

HIGHEST SINGLE MATCH (HOME) ATTENDANCE MARKS

Date	Opponent	Attendance
1. Nov. 22, 1987	Hawai'i	6,000
2. Nov. 13, 1983	Hawai'i	6,000
3. Nov. 12, 1983	UCLA	5,800
4. Nov. 11, 1984	UCLA	5,712
5. Nov. 17, 1985	UCLA	5,700
6. Nov. 16, 1985	San Jose State	5,350
7. Nov. 16, 1985	Nebraska	5,200

Linda Golden
One Season
7-4 (.636)



Taras Liskevych
Nine Seasons
267-84-3 (.758)



John Dunning
16 Seasons
437-102 (.811)



Jayne McHugh
Five Seasons
100-59 (.629)



Charlie Wade
Three Seasons
38-46 (.452)



David Johnson
One Season
17-11 (.607)



Greg Gibbons
15 Seasons
222-179 (.553)

8. Nov. 21, 1987	Illinois	4,800
9. Nov. 15, 1981	Hawai'i	4,600
10. Nov. 25, 1989	UCLA	4,492

COACHING HISTORY - CHRONOLOGY

Coach	Years	W	L	T	PCT.
Linda Golden (1975)	1	7	4	0	.636
Taras Liskevych (1976-84)	9	267	84	3	.758
John Dunning (1985-2000)	16	437	102	0	.811
Jayne McHugh (2001-2005)	5	100	59	0	.629
Charlie Wade (2006-2008)	3	38	46	0	.452
David Johnson (2009)	1	17	11	0	.607
Greg Gibbons (2010-Pres.)	13	222	179	0	.553
Totals (1975-2023)	38	1088	485	3	.691

MOST KILLS, TEAM

Match 108 vs. Michigan, 12/4/99

MOST SERVICE ACES, TEAM

Match 16 vs. Cal State Northridge, 10/13/07
 15 vs. Santa Clara, 12/3/22
 vs. Mississippi Valley, 9/20/14
 vs. New Mexico, 11/25/94
 vs. Hawai'i, 10/30/93
 vs. Colorado State, 9/13/86
 vs. San Jose State, 11/16/85

BEST HITTING PERCENTAGE, TEAM

Match522 vs. San Jose State, 11/15/93

MOST ASSISTS, TEAM

Match 105 vs. Michigan, 12/4/99

MOST TOTAL ATTACKS, TEAM

Match 281 vs. UC Santa Barbara, 10/27/85

MOST DIGS, TEAM

Match 126 vs. UC Santa Barbara, 9/30/88

TOTAL BLOCKS, TEAM

Match 30 vs. Stanford, 9/24/86

MOST BLOCK SOLOS, TEAM

Match 14 vs. Cal Poly, 10/28/89

HEAD COACHES YEAR-BY-YEAR

Year	Coach	Overall				Conference			
		W	L	T	PCT.	W	L	PCT.	Fin.
1975	Linda Golden	7	4	0	.636				
1976	Taras Liskevych	17	8	1	.673				
1977	Taras Liskevych	12	10	0	.545				
1978	Taras Liskevych	23	15	0	.821				
1979	Taras Liskevych	39	10	2	.784				
1980	Taras Liskevych	48	8	0	.857				
1981	Taras Liskevych	27	13	0	.675				
1982	Taras Liskevych	32	8	0	.800				
1983	Taras Liskevych	37	4	0	.902				
1984	Taras Liskevych	32	8	0	.800	6	2	.750	2nd
1985	John Dunning	36	3	0	.923	15	1	.938	1st
1986	John Dunning	39	3	0	.929	17	1	.944	1st
1987	John Dunning	30	4	0	.882	16	2	.889	2nd
1988	John Dunning	22	13	0	.629	14	4	.778	2nd
1989	John Dunning	29	5	0	.853	14	4	.778	2nd

HEAD COACHES YEAR-BY-YEAR CONT.

Year	Coach	Overall				Conference			
		W	L	T	PCT.	W	L	PCT.	Fin.
1990	John Dunning	30	7	0	.811	14	4	.778	3rd
1991	John Dunning	24	6	0	.800	15	3	.833	T2nd
1992	John Dunning	27	6	0	.818	16	2	.889	2nd
1993	John Dunning	21	10	0	.677	12	6	.667	4th
1994	John Dunning	23	7	0	.767	14	4	.778	T3rd
1995	John Dunning	21	9	0	.700	14	4	.778	3rd
1996	John Dunning	26	7	0	.788	14	2	.875	2nd
1997	John Dunning	23	9	0	.719	12	4	.750	3rd
1998	John Dunning	26	6	0	.813	13	3	.813	T2nd
1999	John Dunning	32	3	0	.914	15	1	.938	1st
2000	John Dunning	28	4	0	.875	15	1	.938	1st
2001	Jayne McHugh	28	8	0	.778	15	3	.833	2nd
2002	Jayne McHugh	19	13	0	.594	12	6	.667	4th
2003	Jayne McHugh	18	14	0	.563	9	9	.500	7th
2004	Jayne McHugh	19	10	0	.655	13	5	.722	T2nd
2005	Jayne McHugh	16	14	0	.533	8	6	.571	4th
2006	Charlie Wade	8	21	0	.276	3	11	.214	7th
2007	Charlie Wade	18	9	0	.667	9	7	.563	4th
2008	Charlie Wade	12	16	0	.429	10	6	.625	4th
2009	David Johnson	17	11	0	.607	7	9	.438	6th
2010	Greg Gibbons	19	11	0	.633	9	8	.563	5th
2011	Greg Gibbons	18	12	0	.600	8	8	.500	4th
2012	Greg Gibbons	20	11	0	.645	8	10	.444	7th
2013	Greg Gibbons	15	15	0	.500	7	11	.389	7th
2014	Greg Gibbons	24	7	0	.774	13	5	.772	2nd
2015	Greg Gibbons	17	13	0	.567	8	10	.444	5th
2016	Greg Gibbons	15	15	0	.500	9	9	.500	6th
2017	Greg Gibbons	17	14	0	.548	11	7	.611	3rd
2018	Greg Gibbons	13	16	0	.448	8	10	.444	6th
2019	Greg Gibbons	13	17	0	.433	5	13	.278	7th
2020*	Greg Gibbons	2	7	0	.222	2	7	.222	9th
2021	Greg Gibbons	13	16	0	.448	10	8	.556	4th
2022	Greg Gibbons	18	14	0	.562	8	9	.471	5th
2023	Greg Gibbons	18	11	0	.621	10	6	.625	4th
Total		1088	485	3	.691	522	241	.684	

*COVID-19 Pandemic

MATCH VICTORIES

1. 48	1980 - Taras Liskevych
2. 39	1986 - John Dunning
39	1979 - Taras Liskevych
4. 37	1983 - Taras Liskevych
5. 36	1985 - John Dunning
6. 32	1999 - John Dunning
32	1984 - Taras Liskevych
32	1982 - Taras Liskevych
9. 30	1990 - John Dunning
30	1987 - John Dunning

WINNING PERCENTAGE

1. .929	1986 - John Dunning (39-3)
2. .923	1985 - John Dunning (36-3)
3. .914	1999 - John Dunning (32-3)
4. .902	1984 - Taras Liskevych (37-4)
5. .882	1987 - John Dunning (30-4)
6. .857	1980 - Taras Liskevych (48-8)
7. .853	1989 - John Dunning (29-5)
8. .818	1992 - John Dunning (27-6)
9. .811	1990 - John Dunning (30-7)
10..800	1991 - John Dunning (24-6)
.800	1982 - Taras Liskevych (32-8)

KILLS

1. 2,241	1985
2. 2,118	1990
3. 2,095	1986
4. 2,052	2001
5. 2,039	1999
6. 1,982	1988
7. 1,968	1996
8. 1,960	1987
9. 1,928	1998
10.1,915	2000

KILLS PER GAME

1. 18.59	2000
2. 17.69	1998
3. 17.13	1999
4. 16.98	1985
5. 16.54	1996
6. 16.47	1991
7. 16.41	2003
8. 16.39	1997
9. 16.37	2007
10.16.17	1995

TOTAL ATTACKS

1. 5,916	1985
2. 5,451	1986
3. 5,240	1984
4. 5,129	1988
5. 5,106	1990
6. 5,051	2001
7. 4,859	2000
8. 4,852	1987
9. 4,778	2012
10.4,762	2003

HITTING PERCENTAGE

1. .315	1998
2. .303	1999
3. .287	1996
4. .271	1989
5. .268	2004
6. .267	1997
.267	2000
8. .266	1993
9. .264	1994
10..263	1995
.263	1991

ASSISTS

1. 1,974	1985
2. 1,894	1990
3. 1,882	1986
4. 1,877	1999
5. 1,869	2001
6. 1,767	1998
7. 1,763	1996
8. 1,739	2000
9. 1,738	1997
10.1,733	2003

ASSISTS PER GAME

1. 16.88	2000
2. 16.21	1998
3. 15.77	1999
4. 15.20	2007
5. 15.00	1991
6. 14.98	1997
7. 14.95	1985
8. 14.94	2003
9. 14.82	1996
10.14.72	2001

SERVICE ACES

1. 294	1985
2. 290	1983
3. 279	1984
4. 271	1986
5. 258	1982
6. 247	1981
7. 243	2001
8. 237	1995
9. 229	1987
10.224	1990

COACHING & TEAM RECORDS

SERVICE ACES PER GAME

1.	2.30	1995
2.	2.26	1982
3.	2.25	1981
4.	2.23	1985
5.	2.21	1984
6.	2.21	1983
7.	2.01	1994
8.	1.99	1991
9.	1.90	1986
10.	1.82	2000
	1.82	1987

DIGS

1.	2554	1986
2.	2447	1988
3.	2411	1990
4.	2364	1985
5.	2323	1987
6.	2251	1989
7.	2227	2012
8.	2022	2000
9.	2021	2001
10.	1971	1999

DIGS PER GAME

1.	19.63	2000
2.	19.42	1988
3.	19.08	1989
4.	18.44	1987
5.	18.27	1990
6.	17.91	1985
7.	17.86	1986
8.	17.67	2012
9.	17.50	2007
10.	17.19	1991

BLOCK SOLOS

1.	210	1986
2.	168	1984
3.	162	1988
4.	155	1983
5.	152	1989
6.	150	1987
7.	139	1981
8.	130	1985
9.	109	1982
10.	107	1990

BLOCK ASSISTS

1.	663	1986
2.	660	1985
3.	629	1990
4.	582	1997
5.	559	1993
6.	554	1998
7.	553	1989
8.	551	2001
	551	1987
10.	518	1999

TOTAL BLOCKS

1.	541	1986
2.	460	1985
3.	428	1989
4.	425	1987

5.	421	1990
6.	415	1984
7.	404	1988
8.	359	1998
9.	354	1997
10.	346.5	2001

BLOCKS PER GAME

1.	3.78	1986
2.	3.63	1989
3.	3.48	1985
4.	3.37	1987
5.	3.29	1998
6.	3.29	1984
7.	3.21	1988
8.	3.19	1990
9.	3.08	1993
10.	3.05	1997

TWO-TIME NATIONAL CHAMPIONS • 24 NCAA APPEARANCES • 36 ALL-AMERICA AWARDS • THREE OLYMPIANS

YEAR-BY-YEAR TEAM LEADERS

YEAR	KILLS	ATTACKS	HIT PCT.	ASSISTS	ACES	DIGS	BLOCK SOLOS	BLOCK ASSISTS	TOTAL BLOCKS
1980	Gibson...519	Gibson 1,146	McDonald...				Berg.....58	Berg.....98	Berg.....156
 1,146320						
1981	Gibson...337	Gibson ..749	Gibson .296		Vaughn ..45	Vaughn...24	Gibson62	Gibson93	Gibson..155
1982	Boyle340	Boyle... 809	Boyle ...279		Saunders....	Saunders....	Dempster...	Burns64	Dempster
514247109
1983	Maginot.....	Maginot.....	Dempster ..		Saunders....	Saunders....	Dempster...	Dempster....	Dempster
390 946294	532147093163
1984	Maginot.....	Dempster....	Maginot		Maginot .59	Maginot249	Dempster.77	Dempster130	Dempster207
3881,022284						
1985	Oden.....547	Oden.. 1,122	Oden...380	L. Hert.....	Boyle.....52	Maginot.....	Oden.....48	Oden136	Oden....184
1,452394
1986	Oden.....471	Oden980	Oden ...357	L. Hert.....	D. Hert...48	D. Hert.....	Miller.....53	Miller168	Miller....221
1,402519
1987	Miller386	Miller...958	Scotlan.....	L. Hert.....	McGrath 40	Herrington.	Miller.....44	Miller130	Miller....174
2921,532420
1988	Scotlan ..382	Scotlan. 905	Fifer318	Beckenhauer	Herrington	Herrington.	Scotlan....57	Scotlan...137	Scotlan .194
989467
1989	Fifer.....470	Fifer.. 1,008	Fifer342	Beckenhauer	Scotlan...32	Scotlan...368	Scotlan....48	Scotlan..146	Scotlan .194
1,461
1990	Fifer.....433	Scotlan..1,009	Fifer340	Beckenhauer	Simonis...55	Eldridge..419	Scotlan....37	Scotlan..152	Scotlan .189
1,617
1991	Kasser ...350	Eldridge..840	Schoeny.326	Beckenhauer	Simonis..46	Eldridge	Kasser.....35	Kasser ...109	Kasse144
1,237310
1992	Johansson ...	Simonis	Johansson..	Johns.....	Simonis..63	Eldridge	Johansson ..	Barbieri...106	Barbieri..118
3648923351,40032518
1993	Johansson....	Johansson ..	Johansson..	Johns...980	Johansson30	Soltysik...345	Johansson ..	Johansson...	Johansson
416937335	Soltysik..3020102122
1994	Benton-Bozman	Benton-Bozman	Johansson..	Caldemeyer..	Benton-Bozman	Johansson..	Johansson ..	Johansson...	Johansson..
5421,2123331,1596033026107133
1995	Benton-Bozman	Benton-Bozman	Downey.....	Caldemeyer..	Benton-Bozman	Caldemeyer ..	Benton-Bozman	Hauschild ...	Hauschild...
4631,0043351,325612432497115
						Hauschild...243
1996	Stegemann ...	Stegemann .	Veidemann.	Caldemeyer..	Stregemann	Stegemann .	Chambers...	Hauschild ...	Hauschild...
4861,0683431,5403831322120134
1997	Smith.....420	Smith....959	Hauschild ..	Dimitrijevic..	Hauschild ..	Hauschild...	Hauschild...	Chambers ...	Hauschild...
3201,4663932923127148
1998	Stegemann ...	Stegemann .	Stegemann .	Dimitrijevic..	Bronson .37	Stegemann .	Chambers...	Bronson	Chambers...
4749793481,14928038135169
1999	Stegemann ...	Stegemann .	Chambers...	Dimitrijevic ..	Stegemann.	Hamm ..418	Chambers...	Chambers ...	Chambers...
6421,3883771,0623420130150
2000	Shinn.....427	Shinn.....	Joines.....	Gormsen.....	Miller43	Hamm ..453	Joines25	Joines....137	Joines...137
1,2064021,421
2001	Joines.....601	Joines	Joines..313	Hauschild...	Hauschild ..	Hamm..539	Joines16	Joines....175	Joines...191
1,2871,17350
2002	Joines.....554	Joines	Joines...369	Anderson....	Hauschild ..	Rentz....315	Joines27	Joines....120	Joines...147
1,1371,24147
2003	Joines....653	Joines	Joines..340	Anderson....	Joines59	Rentz....337	Joines18	Joines....121	Joines...139
1,3931,364
2004	Groothuis....	Groothuis ...	Bennett	Anderson....	Bennett..33	Magud...394	Bennett....21	Bennett...103	Bennett...124
4591,1453321,369
2005	Groothuis....	Groothuis ...	Ianni ...291	Ianni..1,358	Groothuis...	Magud...486	Groothuis...21	Bennett ..111	Bennett.133
5411,46242
2006	Anderson	Anderson....	Hilbers	Riley709	Magud...28	Magud..523	Anderson....	Vaysburg....	Vaysburg
4171,224238208498
2007	Hilbers ..329	Anderson....	Hilbers	Krug ..1,189	Engelhardt.	Magud.....	MimMack...	Hilbers65	MimMack...
938334645032083
2008	Gibson...351	Anderson....	Gibson..246	Krug ..1,081	Engelhardt.	Kama....332	Anderson....	Vaysburg....	Vaysburg
92443216374
2009	Engelhardt ...	Gibson	Tomaszewska	Riley916	Gibson ...42	Kama...458	Vaysburg ...	Vaysburg....	Vaysburg
362956326167490
2010	Engelhardt ...	Engelhardt .	Clancy .396	Clancy.....	Engelhardt.	Torres..489	Cowden...13	Cowden...98	Cowden
5081,3551,14330111
2011	Misa401	Misa.... 1216	Sanders	Clancy.....	Cowden..39	Torres...371	Sanders....16	Sanders...72	Sanders...88

TWO-TIME NATIONAL CHAMPIONS • 24 NCAA APPEARANCES • 36 ALL-AMERICA AWARDS • THREE OLYMPIANS

YEAR-BY-YEAR TEAM LEADERS

TWO-TIME NATIONAL CHAMPIONS • 24 NCAA APPEARANCES • 36 ALL-AMERICA AWARDS • THREE OLYMPIANS

YEAR	KILLS	ATTACKS	HIT PCT.	ASSISTS	ACE	DIGS	BLOCK SOLOS	BLOCK ASSISTS	TOTAL BLOCKS
2012	Birch.....201	Birch... 1164	Sanders..... .344	Clancy..... 1,186	Cowden..25	Matsuoka ...	Howard ...21	Howard...137	Howard...158
		2901,050	506			
2013	Schultz .. 323	Schultz..963	Howard.297	Whitson.....	Schultz....29	Elman.....417	Howard .. 25	Howard.....	Howard
		1,059			135.....	148
2014	Elman.... 356	Elman	Howard.....	Shelton.....673	Elman.....25	Gotterba....	Howard ..18	Howard..113	Howard
	1,086394		414		 131
2015	Elman.... 493	Elman	Alicja257	Whitson..	Elman48	Gotterba....	Alicja13	Alicja..... 88	Alicja 101
	1,2981,214	437			
2016	Elman.... 392	Elman	Fleming.....	Shelton...849	Elman 31	Gotterba....	Shelton ... 10	Fleming.....	Fleming
	1,888337		519	100109
2017	Baptista.....	Baptista	Fleming.....	De Schrijver	Gotterba 34	Gotterba....	Fleming ...13	Fleming.....	Fleming
446 1,150347757	491	112125
2018	Lines437	Lines.....	Ramsey	De Schrijver	Lines 41	Tubbs ..386	Holt 10	Holt.....75	Holt 85
	1,095208903					
2019	Patterson.....	Patterson....	Kaminsky...	Leo..... 786	Tubbs.....33	Tubbs....509	Kaminsky ...	Kaminsky....	Kaminsky
419 1,1392351983102
2020*	Edwards.....	Edwards	Cook.... .214	Leo..... 359	Edwards....	Tubbs ... 159	Edwards ... 5	Cook..... 19	Cook 24
14243610					
2021	Edwards.....	Edwards	Edwards.....	Heller... 594	Heller.....40	Tubbs....482	Edwards....17	Kaminsky....	Kaminsky
413 1,2101725267
2022	Edwards.....	Edwards	Edwards.....	Heller	Kumanova .	Tubbs ...333	Blutreich..13	Van Groningen	Van Groningen
4311,1771781,0735638 48
2023	Edwards.....	Edwards	Van Groningen	Heller	Kabengele..	Nishimura..	Van Groningen	Van Groningen	Van Groningen
3911,032293 946 45 3461573 88

Pacific Team Totals

YEAR	W	L	PCT.	MP	GP	K	KPG	E	TA	PCT.	A	APG	SAS	APG	SE	RE	DIG	DPG	BS	BA	TB	BPG	BE	BHE
1981	27	13	.675	40	110	1349	12.26	621	3647	.200			247	2.25			157	1.43	139	356	322	2.93		
1982	32	8	.800	40	114	1624	14.25	623	4390	.228			258	2.26			221	1.94	109	303	260	2.28		
1983	37	4	.902	41	131	1774	13.54	673	4616	.239			290	2.21	207	179	1068	8.15	155	344	327	2.50	83	62
1984	32	8	.800	40	126	1907	15.13	820	5240	.207			279	2.21	247	165	1297	10.29	168	495	415	3.29	102	55
1985	36	3	.923	39	132	2241	16.98	860	5916	.233	1974	14.95	294	2.23	362	149	2364	17.91	130	660	460	3.48	137	
1986	39	3	.929	42	143	2095	14.65	833	5451	.232	1882	13.16	271	1.90	321	172	2554	17.86	210	663	541	3.78	114	
1987	30	4	.882	34	126	1960	15.56	718	4852	.256	1667	13.23	229	1.82	293	137	2323	18.44	150	551	425	3.37	111	
1988	22	13	.629	35	126	1982	15.73	763	5129	.238	1730	13.73	189	1.50	357	179	2447	19.42	162	484	404	3.21	87	
1989	29	5	.853	34	118	1896	16.07	621	4711	.271	1625	13.77	196	1.66	287	172	2251	19.08	152	553	428	3.63	120	54
1990	30	7	.811	37	132	2118	16.05	783	5106	.261	1894	14.35	224	1.70	309	170	2411	18.27	107	629	421	3.19	127	64
1991	24	6	.800	30	105	1729	16.47	623	4199	.263	1575	15.00	209	1.99	279	121	1805	17.19	101	421	311	2.96	103	70
1992	27	6	.818	33	115	1724	14.99	649	4291	.251	1555	13.52	207	1.80	241	136	1851	16.10	70	445	292	2.54	89	71
1993	21	10	.677	31	109	1714	15.72	587	4242	.266	1505	13.81	154	1.41	252	174	1654	15.17	57	559	336	3.08	72	71
1994	23	7	.767	30	108	1677	15.53	598	4091	.264	1470	13.61	217	2.01	285	153	1604	14.85	80	472	316	2.93	108	72
1995	21	9	.700	30	103	1665	16.17	628	3939	.263	1498	14.54	237	2.30	301	169	1466	14.23	85	391	280	2.72	90	62
1996	26	7	.788	33	119	1968	16.54	671	4515	.287	1763	14.82	209	1.76	314	154	1765	14.83	80	515	337	2.84	88	62
1997	23	9	.719	32	116	1901	16.39	691	4527	.267	1738	14.98	175	1.51	269	141	1731	14.92	63	582	354	3.05	70	53
1998	26	6	.813	32	109	1928	17.69	565	4324	.315	1767	16.21	178	1.63	236	131	1703	15.62	82	554	359	3.29	103	31
1999	32	3	.914	35	119	2039	17.13	613	4701	.303	1877	15.77	189	1.59	294	109	1971	16.56	63	518	322	2.71	95	41
2000	28	4	.875	32	103	1915	18.59	618	4859	.267	1739	16.88	187	1.82	248	96	2022	19.63	62	491	307.5	2.99	86	25
2001	28	8	.778	36	127	2052	16.16	741	5051	.260	1869	14.72	243	1.91	321	108	2021	15.91	71	551	346.5	2.73	123	48
2002	19	13	.594	32	116	1741	15.01	679	4456	.238	1582	13.64	173	1.49	302	177	1714	14.78	69	443	290.5	2.50	87	40
2003	18	14	.563	32	116	1903	16.41	706	4762	.251	1733	14.94	185	1.59	330	180	1895	16.34	52	423	263.5	2.27	74	42
2004	19	10	.655	29	111	1801	16.23	624	4391	.268	1616	14.56	173	1.56	276	163	1809	16.30	61	374	248.0	2.23	80	45
2005	16	14	.533	30	114	1753	15.38	767	4713	.209	1612	14.14	173	1.52	303	129	1866	16.37	81	396	279.0	2.45	89	99
2006	8	21	.276	29	104	1473	14.16	688	4257	.184	1393	13.39	131	1.26	215	173	1743	16.76	76	331	241.5	2.32	73	83
2007	18	9	.667	27	101	1653	16.37	715	4243	.221	1535	15.20	183	1.81	243	116	1767	17.50	77	273	213.5	2.11	55	75
2008	12	16	.429	28	100	1345	13.45	551	3467	.229	1241	12.41	133	1.33	222	113	1366	13.66	64	248	188.0	1.88	62	22
2009	17	11	.607	28	107	1385	12.94	537	3592	.236	1292	12.07	164	1.53	278	86	1458	13.63	59	306	212.0	1.98	46	29
2010	19	11	.633	30	116	1551	13.37	651	4378	.206	1448	12.48	138	1.19	221	115	1863	16.06	44	343	215.5	1.86	31	31
2011	18	12	.600	30	106	1471	13.88	567	4096	.221	1387	13.08	121	1.14	205	98	1783	16.82	45	321	205.5	1.94	43	20
2012	20	11	.645	31	126	1647	13.07	645	4778	.210	1555	12.34	137	1.09	192	149	2227	17.67	49	469	283.5	2.25	39	32
2013	15	15	.500	30	112	1480	13.21	587	4013	.223	1379	13.31	140	1.25	207	132	1612	14.39	55	445	260.0	2.30	38	26
2014	24	7	.774	31	112	1543	13.78	550	3981	.249	1449	12.94	150	1.34	247	91	1794	16.02	67	450	297.0	2.70	33	33
2015	17	13	.567	30	113	1550	13.72	681	3932	.221	1454	12.87	156	1.38	272	104	1514	13.40	46	363	229.0	2.00	68	19
2016	15	15	.500	30	112	1480	13.21	603	4048	.217	1387	12.38	143	1.28	276	100	1716	15.32	36	421	238.5	2.20	50	36
2017	17	14	.548	31	117	1536	13.13	652	4009	.221	1446	12.36	158	1.35	275	138	1622	14.05	29	431	244.5	2.10	54	46
2018	13	16	.444	29	113	1531	13.59	703	3956	.209	1460	12.92	158	1.40	236	130	1595	14.12	34	285	176.5	1.60	38	33
2019	13	17	.278	30	120	1545	12.88	784	4403	.173	1435	11.96	176	1.47	280	144	1837	15.31	35	262	167.5	1.40	31	42
2020*	2	7	.222	9	38	493	12.97	309	1509	.122	450	11.84	44	1.16	95	28	674	17.74	15	74	52.0	1.40	15	5
2021	13	16	.556	29	112	1393	12.44	781	3991	.153	1267	11.31	189	1.69	251	152	1646	14.70	47	255	169.5	1.60	33	33
2022	18	14	.562	32	122	1576	12.92	820	4197	.180	1444	11.84	222	1.82	306	179	1689	13.84	42	195	139.5	1.14	34	41
2023	18	11	.620	29	112	1476	13.18	670	3970	.203	1382	12.34	183	1.63	301	130	1634	14.59	52	256	180.0	1.61	22	44

TWO-TIME NATIONAL CHAMPIONS • 24 NCAA APPEARANCES • 36 ALL-AMERICA AWARDS • THREE OLYMPIANS

BANKERS CLASSIC HISTORY

2014 Bankers Classic Results

First Day: Pacific def. UALR, 25-15, 25-19, 25-11

USC def. Rider, 25-15, 25-7, 25-9

Second Day: Pacific def. Rider, 25-16, 25-11, 25-11

USC def. UALR 25-15, 13-25, 25-19, 25-13

UALR def. Rider 25-17, 25-14, 25-20

USC def. Pacific 17-25, 25-21, 20-25, 25-23, 15-10

USC wins the championship with a 3-0 record

All-Tournament Team: Samantha Bricio-USC (MVP), Lauryn Gillis-USC, Alicia Ogoms-USC, Lexi Elman-Pacific, Katrin Gotterba-Pacific, Edina Begic-UALR, Jennifer Borin-Rider

2013 Bankers Classic Results

First Day: Winthrop def. San Jose State, 25-23, 25-23, 19-25, 16-25, 15-11

Pacific def. UC Riverside, 25-17, 25-16, 25-17

Second Day: San Jose State def. UC Riverside, 25-20, 25-23, 25-23

Pacific def. Winthrop, 25-18, 25-13, 25-16

UC Riverside def. Winthrop, 26-8, 29-27, 25-23, 25-22

Pacific def. San Jose State, 25-21, 25-23, 25-15

Pacific wins the championship with a 3-0 record

All-Tournament Team: Kimmy Whitson-Pacific (MVP), Lexi Elman-Pacific, Gillian Howard-Pacific, Hanah Blue - San Jose State, Mary Alice O'Reilly-San Jose State, Cristina Maietta-UC Riverside

2012 Bankers Classic Results

First Day: Northern Illinois def. Nevada, 25-20, 25-16, 26-24

Pacific def. Portland State, 25-21, 27-25, 25-20

Second Day: Portland State def. Northern Illinois, 25-13, 25-19, 25-11

Pacific def. Nevada, 25-18, 25-21, 25-14

Portland State def. Nevada, 25-18, 25-17, 25-22

Pacific def. Northern Illinois, 25-15, 25-9, 25-21

Pacific wins the championship with a 3-0 record

All-Tournament Team: Kat Schulz-Pacific (MVP), Jennifer Sanders-Pacific, Megan Birch-Pacific, Jaklyn Wheeler-Portland State, Megan Ellis-Portland State, Sarah Angelos-Northern Illinois, Tessa Lea'ea-Nevada

2011 Bankers Classic Results

First Day: Army def. Duquesne, 26-24, 23-25, 25-23, 26-28, 15-13

Pacific def. Mississippi State, 25-23, 25-23, 25-19

Second Day: Duquesne def. Mississippi State, 25-20, 25-22, 25-15

Pacific def. Army, 25-22, 25-22, 25-16

Mississippi State def. Army, 25-21, 23-25, 26-24, 25-15

Pacific def. Duquesne, 25-13, 25-19, 30-28

Pacific wins the championship with a 3-0 record

All-Tournament Team: Megan Birch, Pacific (MVP), Jennifer Sanders, Pacific, Hanah Clancy, Pacific, Allison Foschia, Duquesne, Sara Scheirman, Duquesne, Rachel Willis, Army, Caitlin Rance, Mississippi State

2010 Bankers Classic Results

Santa Clara def. Idaho, 25-23, 23-25, 25-21, 25-23

Pacific def. Idaho, 25-20, 25-19, 25-20

Pacific def. Santa Clara, 20-25, 20-25, 25-22, 25-18, 15-9

Pacific wins the championship with a 2-0 record

All-Tournament Team: Hannah Clancy, Pacific (MVP), Svenja Engelhardt, Pacific, Rebekah Torres, Pacific, Emily Burke, Santa Clara, Dana Knudsen, Santa Clara, Tanya Schmidt, Santa Clara, Allison Walker, Idaho

2009 Bankers Classic Results

Opening Round: Florida def. Stanford, 25-20, 15-25, 25-16, 25-27, 15-9

Pacific def. San Jose State, 25-19 25-15, 25-19

Third Place: Stanford def. San Jose State, 25-12, 25-20, 25-17

Championship: Florida def. Pacific, 25-14, 20-25, 25-19, 25-21

All-Tournament Team: Elyse Cusak, Florida (MVP), Lauren Bledsoe, Florida, Kristy Jaeckel, Florida, Colleen Ward, Florida, Svenja Engelhardt, Pacific,

Dancyne Kama, Pacific, Cassidy Lichtman, Stanford

2008 Bankers Classic Results

Opening Round: Utah def. Nevada, 25-16, 25-22, 25-19

Pacific def. Portland, 23-25, 28-26, 25-21, 27-25

Third Place: Portland def. Nevada, 25-19, 25-14, 25-21

Championship: Utah def. Pacific 15-25, 25-14, 25-19, 25-20

All-Tournament Team: Alison Baird, Utah (MVP), Cinthia Silva, Utah, Emillie Toone, Utah, Alexa Anderson, Pacific, Shannon Krug, Pacific, K.C. Fox, Portland, Kylie Harrington, Nevada

Community Bankers Classic All-Time Team Records

Team	W	L	Pct.	1st	2nd	3rd	4th
Army	1	2	.333	0	0	1	0
Arkansas	1	1	.500	0	0	1	0
Arkansas - Little Rock	1	2	.333	0	0	1	0
Arizona	1	1	.500	0	0	1	0
BYU	1	3	.250	0	0	1	1
California	0	2	.000	0	0	0	1
Cincinnati	1	1	.500	0	1	0	0
Colorado State	2	2	.500	0	2	0	0
Duquesne	1	2	.333	0	1	0	0
Fairfield	0	2	.000	0	0	0	1
Florida	3	1	.750	1	1	0	0
Fresno State	0	2	.000	0	0	0	2
George Washington	0	2	.000	0	0	0	1
Hawaii	8	4	.667	3	2	0	1
Houston	0	4	.000	0	0	0	2
Idaho	0	2	.000	0	0	1	0
Illinois	2	4	.333	0	0	2	1
Kentucky	0	2	.000	0	0	0	1
Louisiana State	0	2	.000	0	0	0	1
Mississippi State	1	2	.333	0	0	0	1
Nebraska	1	1	.500	0	1	0	0
Nevada	2	7	.222	0	0	2	2
New Mexico	1	1	.500	0	0	1	0
Northern Illinois	1	2	.333	0	0	1	0
Notre Dame	1	5	.167	0	1	0	2
Ohio	2	0	1.000	1	0	0	0
Oregon State	1	1	.500	0	1	0	0
Pacific	58	17	.773	20	11	4	1
Pepperdine	0	2	.000	0	0	0	1
Pittsburgh	1	1	.500	0	0	1	0
Portland	1	1	.500	0	0	1	0
Portland State	4	1	.800	1	1	0	0
Rider	0	3	.000	0	0	0	1
Sacramento St.	2	2	.500	0	1	1	0
Saint Mary's	2	2	.500	0	0	2	0
San Francisco	2	2	.500	0	2	0	0
San Jose State	1	8	.111	0	1	0	3
South Florida	1	1	.500	0	1	0	0
Santa Clara	1	1	.500	0	1	0	0
Southwest Mo. St.	0	2	.000	0	0	0	1
Stanford	8	8	.500	2	0	4	2
Texas	3	5	.375	1	0	1	2
Texas Tech	0	2	.000	0	0	0	1
UAB	0	2	.000	0	0	0	1
UCLA	17	11	.607	3	5	6	0
UCSB	2	4	.333	0	1	1	1
UC Riverside	1	2	.333	0	0	1	0
USC	6	9	.400	1	2	1	3
Utah	3	1	.750	1	0	1	0
Washington	2	0	1.000	1	0	0	0
Washington State	2	2	.500	1	0	0	1
Winthrop	1	2	.333	0	0	0	1

2014 Bankers Classic Participants

Pacific	36th Appearance
USC	7th Appearance
Rider	1st Appearance
Arkansas-Little Rock	1st Appearance

TWO-TIME NATIONAL CHAMPIONS • 24 NCAA APPEARANCES • 36 ALL-AMERICA AWARDS • THREE OLYMPIANS

2007 Bankers Classic Results

Opening Round: Cincinnati def. Saint Mary's, 30-26, 30-28, 30-27

Pacific def. Fresno State, 30-26, 30-16, 30-22

Third Place: Saint Mary's def. Fresno State, 30-22, 30-22, 30-27

Championship: Pacific def. Cincinnati, 32-30, 21-30, 31-29, 16-30, 18-16

All-Tournament Team: Kara Uhl, Pacific (MVP); Stephanie Farmer, Cincinnati; Annie Fesl, Cincinnati; Lauren Jaeckel, Saint Mary's, Julie Magud, Pacific, Jessie Nevitt, Cincinnati; Masha Vaysburg, Pacific

2006 Bankers Classic Results

Opening Round: San Francisco def. Houston, 30-18, 30-25, 30-23

Portland State def. Pacific, 14-30, 30-24, 30-27, 30-26

Third Place: Pacific def. Houston, 27-30, 33-31, 33-31, 30-21

Championship: Portland State def. San Francisco, 27-30, 30-22, 30-25, 25-30, 17-15

All-Tournament Team: Jessica Brodie, Portland State (MVP); Alexa Anderson, Pacific; Justine Farmer, Houston; Nique Fradella, Portland State, Jessica Frederick, Portland State; Alix Gambos, San Francisco; Julie Magud, Pacific.

2005 Bankers Classic Results

Opening Round: Ohio def. Saint Mary's, 30-26, 30-20, 25-30, 30-27

Sacramento State def. Pacific, 30-24, 23-30, 30-20, 23-30, 15-9

Third Place: Saint Mary's def. Pacific, 20-30, 30-25, 25-30, 30-24, 15-11

Championship: Ohio def. Sacramento State 30-25, 33-31, 30-27

All-Tournament Team: Amanda Anderson, Ohio (MVP); Melissa Griffin, Ohio; Ashley Groothuis, Pacific; Lindsay Haupt, Sacramento State; Atlee Hubbard, Sacramento State; Savannah Parra, Ohio; Missie Stidham, Saint Mary's.

2004 Bankers Classic Results

Opening Round: San Francisco def. Nevada 22-30, 30-24, 30-26, 30-15

Pacific def. George Washington 30-20, 30-21, 30-20

Third Place: Nevada def. George Washington 30-23, 30-23, 30-24

Championship: Pacific def. San Francisco 30-15, 27-30, 30-23, 30-24

All-Tournament Team: Hayley Anderson, Pacific (MVP); Sidney Bennett, Pacific; Ashley Groothuis, Pacific; Stevie Mussie, Pacific; KeLicia Shorts, San Francisco; Carly Sorensen, Nevada; Stephanie Voelckers, San Francisco.



2012 Champion Pacific Tigers

The 2012 Pacific Tigers took home their third-straight Bankers Classic title as the Tigers swept through the field of four 9-0 in three matches for the second-straight season. Pacific once again took home MVP honors as their freshman Kat Schulz threw together a pair of double-doubles to lead the way. The Tigers have won 19 of the 34 tournament championships throughout the history of the tournament. The 1979 Tigers proved to be the top team at the first ever Wendy's Classic (later renamed to the Community Bankers Classic).

2003 Bankers Classic Results

Opening Round: Oregon State def. Pittsburgh 30-22, 16-30, 30-26, 30-25

Pacific def. UAB 30-17, 30-28, 30-27

Third Place: Pittsburgh def. UAB 30-17, 30-22, 30-21

Championship: Pacific def. Oregon State 30-18, 30-27, 30-27

All-Tournament Team: Jennifer Joines, Pacific (MVP); Hayley Anderson, Pacific; Ashley Groothuis, Pacific; Wendy Hatlestad, Pittsburgh; Sarah Rollman, Pittsburgh; Allison Lawrence, Oregon State; Anne Watts-Roberts, Oregon State.

2002 Bankers Classic Results

Opening Round: Washington def. SMS 30-20, 30-23, 32-30

Pacific def. Nevada 30-23, 27-30, 30-17, 30-20

Third Place: Nevada def. SMS 19-30, 28-30, 30-28, 30-25, 17-15

Championship: Washington def. Pacific 30-25, 30-15, 30-24

All-Tournament Team: Gretchen Maurer, Washington (MVP); Hayley Anderson, Pacific; Paige Benjamin, Washington; Kara Bjorklund, Washington; Jennifer Joines, Pacific; Salaia Salavea, Nevada; Linette White, SMS.

2001 Bankers Classic Results

Opening Round: Hawai'i def. Utah 24-30, 30-19, 27-30, 30-23, 15-7

Pacific def. Fairfield 30-17, 30-23, 28-30, 30-18

Third Place: Utah def. Fairfield 27-30, 28-30, 30-20, 30-20, 15-13

Championship: Pacific def. Hawai'i 30-28, 19-30, 30-21, 20-30, 15-12

All-Tournament Team: Jamie Hamm, Pacific (MVP); Jennifer Joines, Pacific; Courtney Miller, Pacific; Joanne Saunders, Fairfield; Kim Turner, Utah; Kim Willoughby, Hawai'i; Margaret Vakasausa, Hawai'i.

2000 Bankers Classic Results

Opening Round: Colorado State def. Arizona 9-15, 15-12, 15-11, 15-13

Pacific def. San Jose State 15-9, 15-7, 12-15, 15-12

Third Place: Arizona def. San Jose State 15-4, 15-4, 15-5

Championship: Pacific def. Colorado State 15-13, 15-3, 7-15, 11-15, 15-9

All-Tournament Team: Jamie Hamm, Pacific (MVP); Dana Burkholder, Arizona; Courtney Cox, Colorado State; Joslynn Gallop, San Jose State; Kara Gormsen, Pacific; Summer Jennings, Colorado State; Jennifer Joines, Pacific.

1999 Bankers Classic Results

Opening Round: Notre Dame def. Washington State 15-10, 15-4, 15-6

Pacific def. Sacramento State 15-9, 15-13, 15-4

Third Place: Sacramento St. def. Washington St. 15-5, 15-9, 17-15

Championship: Pacific def. Notre Dame 15-9, 15-0, 15-4

All-Tournament Team: Elsa Stegemann, Pacific (MVP); Jennica Smith, Pacific; Mary Leffers, Notre Dame; Angela Lewis, Sacramento State; Danielle Shinn, Pacific; Denise Boylan, Notre Dame; Tracy Chambers, Pacific.

1998 Bankers Classic Results

Opening Round: USC def. Houston 15-11, 15-11, 15-8

Pacific def. Arkansas 15-9, 15-17, 15-11, 11-15, 15-11

Third Place: Arkansas def. Houston 15-10, 15-11, 15-5

Championship: Pacific def. USC 5-15, 15-9, 13-15, 15-8, 16-14

All-Tournament Team: Elsa Stegemann, Pacific (MVP); Jasmina Marinkovic, USC; Tracy Chambers, Pacific; Jessica Field, Arkansas; Jennifer Kessy, USC; Kim Storey, Arkansas; Tanja Dimitrijevic, Pacific.

1997 Bankers Classic Results

Opening Round: Florida def. UCLA 15-13, 15-12, 15-10

Pacific def. Pepperdine 14-16, 15-12, 15-9, 10-15, 17-15

Third Place: UCLA def. Pepperdine 15-8, 15-7, 11-15, 15-6

Championship: Pacific def. Florida 13-15, 10-15, 15-13, 15-13, 17-15

All-Tournament Team: Addie Hauschild, Pacific (MVP); Danielle Shinn, Pacific; Nina Foster, Florida; Jenny Manz, Florida; Aurymar Rodriguez, Florida; Kara Milling, UCLA; Nicole Sanderson, Pepperdine.

BANKERS CLASSIC HISTORY

1996 Bankers Classic Results

Opening Round: Washington State def. Notre Dame 15-7, 15-4, 15-7

South Florida def. Pacific 10-15, 15-11, 8-15, 15-13, 15-13

Third Place: Pacific def. Notre Dame 15-9, 15-13, 15-8

Championship: Washington State def. South Florida 15-4, 15-9, 15-13

All-Tournament Team: Sarah Silvernail, Washington State (MVP); Paula Araujo, South Florida; Erica Berggren, South Florida; Sacha Caldemeyer, Pacific; Addie Hauschild, Pacific; Keren Oigman, Washington State; Stephanie Papke, Washington State.

1995 Bankers Classic Results

Opening Round: UCLA def. Kentucky 13-15, 15-9, 10-15, 15-7, 15-11

Texas def. Pacific 15-10, 15-10, 14-16, 15-11

Third Place: Pacific def. Kentucky 15-10, 16-14, 15-10

Championship: Texas def. UCLA 17-15, 8-15, 15-12, 15-12

All-Tournament Team: Demetria Sance, Texas (MVP); Dominique Benton-Bozman, Pacific; Angie Breitenfeld, Texas; Carrie Busch, Texas; Molly Dreisbach, Kentucky; Jenny Johnson, UCLA; Kara Milling, UCLA.

1994 Bankers Classic Results

Opening Round: Stanford def. LSU 15-3, 15-4, 15-1

Pacific def. New Mexico 15-8, 13-15, 15-11, 15-12

Third Place: New Mexico def. LSU 15-13, 15-5, 15-9

Championship: Stanford def. Pacific 16-14, 15-2, 15-10

All-Tournament Team: Marnie Triefenbach, Stanford (MVP); Dominique Benton-Bozman, Pacific; Kristin Folkl, Stanford; Tania Gooley, New Mexico; Charlotte Johansson, Pacific; Robyn Schmitt, Pacific; Cary Wendell, Stanford.

1993 Bankers Classic Results

Opening Round: UCLA def. Brigham Young 15-10, 8-15, 15-6, 18-16

Pacific def. Notre Dame 17-15, 15-13, 15-7

Third Place: Brigham Young def. Notre Dame 15-5, 15-6, 15-11

Championship: UCLA def. Pacific 15-6, 15-13, 12-15, 15-10

All-Tournament Team: Annett Buckner, UCLA (MVP); Julie Bremner, UCLA; Charlene Fiaputa, Brigham Young; Charlotte Johansson, Pacific; Tumua Matu'u, Brigham Young; Christy Peters, Notre Dame; Natasha Soltysik, Pacific.

1992 Bankers Classic Results

Opening Round: Stanford def. UCSB 15-3, 15-7, 15-5

Pacific def. Texas Tech 15-10, 15-3, 15-9

Third Place: UCSB def. Texas Tech 15-9, 15-12, 15-6

Championship: Stanford def. Pacific 15-9, 17-15, 15-6

All-Tournament Team: Bev Oden, Stanford (MVP); Carrie Feldman, Stanford; Ana Elisa Franca, UCSB; Kim Gosselin, Texas Tech; Charlotte Johansson, Pacific; Vikki Simonis, Pacific; Cary Wendell, Stanford.

1991 Bankers Classic Results

Opening Round: UCSB def. Texas 15-13, 9-15, 15-11, 15-10

Pacific def. USC 11-15, 15-8, 15-6, 15-13

Third Place: USC def. Texas 15-8, 15-10, 5-15, 11-15, 15-13

Championship: Pacific def. UCSB 15-12, 15-13, 15-6

All-Tournament Team: Melanie Beckenhauer, Pacific (MVP); Stefanie Bodison, USC; Stephanie Cox, UCSB; Katie Haller, USC; Sharon Kasser, Pacific; Missy Kurt, Texas; Heather Schoeny, Pacific.

1990 Bankers Classic Results

Opening Round: UCLA def. Illinois 15-6, 15-12, 15-3

Pacific def. California 15-3, 15-6, 15-13

Third Place: Illinois def. California 15-10, 15-9, 15-4

Championship: UCLA def. Pacific 15-10, 9-15, 4-15, 15-13, 15-9

All-Tournament Team: Natalie Williams, UCLA (MVP); Melanie Beckenhauer, Pacific; Jenny Evans, UCLA; Marissa Hatchett, UCLA; Sharon Kasser, Pacific; Cathey Scotlan, Pacific; Samantha Shaver, UCLA.

1989 Wendy's Classic Results

Opening Round: UCLA def. Illinois 15-10, 17-15, 7-15, 15-12

Pacific def. Texas 14-16, 15-9, 15-6, 15-6

Third Place: Illinois def. Texas 15-1, 15-11, 15-7

Championship: Pacific def. UCLA 10-15, 11-15, 15-4, 15-13, 15-6

All Tournament Team: Elaina Oden, Pacific (MVP); Melanie Beckenhauer, Pacific; Laura Bush, Illinois; Jenny Evans, UCLA; Cathey Scotlan, Pacific; Samantha Shaver, UCLA; Daiva Tomkus, UCLA.

1988 Wendy's Classic Results

Opening Round: UCLA def. Brigham Young 16-14, 18-16, 15-13

Colorado State def. Pacific 15-13, 13-15, 15-4, 6-15, 15-5

Third Place: Pacific def. BYU 15-10, 15-8, 15-4

Championship: UCLA def. Colorado State 15-2, 15-6, 15-2

All Tournament Team: Daiva Tomkus, UCLA (MVP); Ann Boyer, UCLA; Cindy Cox-Bellin, Colorado State; Krissy Fifer, Pacific; Laurie Jones, UCLA; Angie Miller, Colorado State; Samantha Shaver, UCLA.

1987 Wendy's Classic Results

Opening Round: Hawai'i def. Texas 15-10, 15-9, 15-2

Pacific def. Illinois 15-12, 15-12, 10-15, 15-10

Third Place: Texas def. Illinois 15-4, 15-10, 7-15, 15-11

Championship: Pacific def. Hawai'i 15-10, 16-14, 10-15, 15-10

All-Tournament Team: Liz Hert, Pacific (MVP); Mary Eggers, Illinois; Brooke Herrington, Pacific; Dorothy Hert, Pacific; Karen Kramer, Texas; Teri McGrath, Pacific; Tee Williams, Hawai'i.

1986 Wendy's Classic Results

Opening Round: Nebraska def. UCLA 15-11, 15-4, 15-9

Pacific def. USC 15-1, 15-5, 15-9

Third Place: UCLA def. USC 15-3, 15-4, 15-8

Championship: Pacific def. Nebraska 15-8, 15-11, 15-2

All-Tournament Team: Elaina Oden, Pacific (MVP); Karen Dahlgren, Nebraska; Tish Delaney, Nebraska; Lori Endicott, Nebraska; Dorothy Hert, Pacific; Liz Hert, Pacific; Teri McGrath, Pacific.

1985 Wendy's Classic Results

Opening Round: UCLA def. Stanford 15-12, 12-15, 15-13, 15-12

Pacific def. San Jose State 15-6, 15-12, 15-9

Third Place: Stanford def. San Jose State 15-12, 15-9, 15-11

Championship: Pacific def. UCLA 15-12, 13-15, 15-9, 3-15, 15-10

All-Tournament Team: Therese Boyle, Pacific (MVP); Michelle Boyette, UCLA; Lisa Ice, San Jose State; Julie Maginot, Pacific; Liz Masakayan, UCLA; Elaina Oden, Pacific; Kim Oden, Stanford.

1984 Wendy's Classic Results

Opening Round: UCLA def. Stanford 15-10, 15-13, 8-15, 8-15, 16-14

Pacific def. Hawai'i 16-14, 15-10, 15-11

Third Place: Stanford def. Hawai'i 17-15, 15-10, 17-15

Championship: Pacific def. UCLA 15-7, 12-15, 9-15, 15-10, 15-2

All-Tournament Team: Julie Maginot, Pacific (MVP); Michelle Boyette, UCLA; Robin Burns, Pacific; Eileen Dempster, Pacific; Diedra Dvorak, Stanford; Kim Oden, Stanford; Lisa Strand, Hawai'i.

1983 Wendy's Classic Results

Opening Round: Hawai'i def. Stanford 15-3, 15-5, 7-15, 15-11

Pacific def. UCLA 16-14, 15-7, 15-11

Third Place: UCLA def. Stanford 15-13, 2-15, 9-15, 15-7, 15-8

Championship: Hawai'i def. Pacific 14-16, 16-14, 15-7, 13-15, 15-7

All-Tournament Team: Joyce Kaapuni, Hawai'i (MVP); Deitre Collins, Hawai'i; Eileen Dempster, Pacific; Julie Maginot, Pacific; Kim Oden, Stanford; Kori Pulaski, Hawai'i; Jan Saunders, Pacific.

1982 Wendy's Classic Results

Opening Round: Hawai'i def. UCLA 15-17, 15-9, 15-13, 17-15
 Pacific def. UC Santa Barbara 15-6, 15-8, 15-8
Third Place: UCLA def. UC Santa Barbara 16-14, 15-4, 7-15, 15-9
Championship: Hawai'i def. Pacific 15-7, 15-11, 12-15, 11-15, 15-4
All-Tournament Team: Deitre Collins, Hawai'i (MVP); Robin Burns, Pacific;
 Eileen Dempster, Pacific; Joyce Kaapuni, Hawai'i; Kori Pulaski, Hawai'i;
 Liane Sato, UC Santa Barbara.

1981 Wendy's Classic Results

Opening Round: Hawai'i def. USC 11-15, 15-7, 15-13, 15-12
 Pacific def. UCLA 8-15, 15-11, 15-9, 15-10
Third Place: UCLA def. USC 4-15, 15-6, 15-6, 15-9
Championship: Hawai'i def. Pacific 15-2, 15-12, 2-15, 5-15, 15-9
All-Tournament Team: Deitre Collins, Hawai'i (MVP); Jeanne Beauprey, UCLA;
 Nahaku Brown, Hawai'i; Jayne Gibson, Pacific; Kori Pulaski, Hawai'i; Jan
 Saunders, Pacific; Dana Smith, USC.

1980 Wendy's Classic Results

Opening Round: USC def. Stanford 15-4, 15-3, 15-3
 Pacific def. UCLA 15-7, 15-8, 15-9
Third Place: UCLA def. Stanford 15-6, 8-15, 15-8, 11-15, 15-10
Championship: Pacific def. USC 15-12, 16-14, 8-15, 4-15, 15-4
All-Tournament Team: Kim McDonald, Pacific (MVP); Patty Berg, Pacific;
 Jayne Gibson, Pacific; Nancy Lancaster, Pacific; Dana Smith, USC; Cathy
 Stukel, USC; Paula Weishoff, USC.

1979 Wendy's Classic Results

Opening Round: UCLA def. Stanford 15-9, 15-5, 15-10
 Pacific def. USC 15-11, 15-10, 18-16
Third Place: Stanford def. USC 15-11, 17-19, 15-8, 15-17, 15-11
Championship: Pacific def. UCLA 12-15, 6-15, 15-10, 15-9, 15-1
All-Tournament Team: Jayne Gibson, Pacific (MVP); Patty Berg, Pacific; Denise
 Corlett, UCLA; Paula Dittmer-Goodwin, USC; Nancy Lancaster, Pacific;
 Jan Linden, Stanford; Linda Robertson, UCLA.

SERIES RECORDS

UNIVERSITY OF THE PACIFIC ALL-TIME SERIES RECORDS

Alabama A&M..... 1-0	Fordham 1-0	North Carolina..... 1-2	Southern Utah 1-0
Alabama State..... 1-0	Fort Lewis (Colo.) 1-0	North Dakota 1-0	Stanford 25-33
Arizona..... 7-5	Fresno State 34-3	North Dakota State..... 1-0	Stephen F. Austin 0-1
Arizona State..... 8-4	Furman 1-0	North Texas 4-0	St. Francis (PA).....
Arkansas 2-1	George Mason 1-0	Northeastern..... 1-0 1-0
Army 1-0	George Washington 2-0	Northern Arizona..... 1-0	Tarleton State 1-0
Auburn 1-0	Georgia Tech..... 2-1	Northern Colorado..... 1-1	Tennessee 2-0
Ball State..... 0-1	Gonzaga 19-5	Northern Illinois..... 3-0	Texas 8-4
Baylor 1-1	Hawai'i..... 25-38	Northern Iowa 1-0	Texas A&M..... 6-0
Belmont..... 1-0	Houston 3-0	Northwestern..... 9-2	Texas-Arlington 4-0
Boise State 10-1	Idaho 17-3	Notre Dame 5-1	Texas Tech 2-0
Bowling Green 2-0	Idaho State..... 1-0	Ohio State 3-3	Texas Women's..... 1-0
Bradley..... 2-0	Illinois 2-1	Oklahoma..... 6-0	Townson..... 1-0
Brigham Young..... 8-21	Illinois CC 1-0	Omaha 1-0	Troy..... 1-0
British Columbia..... 2-0	Illinois State..... 1-0	Oral Roberts..... 1-0	Tulane 1-0
Butler 1-0	Iowa 1-1	Oregon 6-0	UAB..... 1-0
California 31-9	Japan College All-Stars .. 1-0	Oregon State 8-3	UALR 1-0
Cal Poly 50-16	Kansas 1-0	Pennsylvania..... 2-0	UC Davis 14-8
Cal Poly Pomona..... 2-0	Kansas State..... 0-2	Penn State..... 3-3	UC Irvine..... 55-9
Cal State Bakersfield..... 7-1	Kentucky 6-0	Pepperdine..... 17-24	UCLA..... 12-15
Cal State Fullerton..... 47-11	Lafayette 1-0	Pittsburgh 5-0	UC Riverside 24-1
Cal State Hayward 1-0	Lamar..... 1-0	Portland 19-4	UC San Diego 2-0
Cal State Los Angeles..... 1-0	Liberty..... 1-0	Portland State 4-4	UC Santa Barbara 52-29
Cal State Northridge..... 17-12	Lipscomb 2-0	Purdue..... 5-1	UC Santa Cruz..... 2-0
Cal State Stanislaus 4-2	LMU 13-10	Radford 1-0	UIC 0-1
Central Florida..... 1-0	Long Beach State 27-40	Rhode Island..... 1-0	UNLV 5-1
Central Washington..... 1-0	Louisiana State 2-1	Rice 2-0	USC 11-9
Chicago State 1-0	Louisville..... 3-0	Rider 1-0	Utah 2-2
Chico State 0-0-1	Loyola-Chicago 1-0	Sacramento State..... 30-7	Utah State 29-8
Cincinnati 2-1	Marquette 2-1	Saint Louis 1-0	UTEP 3-1
Coastal Carolina..... 1-0	Maryland..... 1-0	Saint John's 1-0	Virginia 0-1
Colgate 1-0	Miami (Ohio) 2-0	Saint Mary's 16-13	Virginia Tech..... 0-1
College of Notre Dame... 3-0	Michigan 2-2	San Diego 1-20	Virginia Commonwealth 0-1
Colorado..... 1-0	Michigan State 2-0-1	San Diego State..... 17-7	Washington..... 7-4
Colorado State 3-4	Mills College 1-0	San Francisco..... 36-5	Washington State 4-0
Connecticut..... 1-0	Milwaukee..... 1-0	San Francisco State 0-1	Weber State..... 1-0
Creighton 3-0	Minnesota 1-1	San Jose State 42-12	West Virginia 1-0
Dartmouth 1-0	Mississippi State 2-0	Santa Clara..... 39-15	Western Michigan 1-1
Drake..... 0-1	Mississippi Valley 3-0	Seattle 3-0	Wichita State..... 1-0
Duke..... 0-1	Missouri State..... 0-1	Siena..... 1-0	Winthrop..... 1-0
Duquesne 1-0	Montana..... 5-0	SIUE..... 1-0	Wisconsin 3-0
Eastern Illinois 1-0	Montana State 1-2	SMU 0-1	Wisconsin-Green Bay 1-0
Eastern Kentucky 1-0	Murray State..... 1-0	Sonoma State..... 2-0	Wyoming..... 3-0
Eastern Washington 2-0	Nebraska 9-7-1	South Carolina 1-1	Yale..... 1-0
Fairfield..... 1-0	Nevada 26-8	South Dakota 0-1	
Florida..... 6-2	New Hampshire..... 1-0	South Dakota State 1-0	
Florida Atlantic..... 1-0	New Mexico 7-2	South Florida 0-1	
Florida State 1-0	New Mexico State 16-2	Southern Illinois 2-0	

Series results and records since 1975. Overall records are in *italics*, with home, road, and neutral records in parentheses.
+ = neutral site matches. • = indicates home matches.

ALABAMA A&M
1-0 (0-0, 0-0, 1-0)
11-30-01 + W 3-0

ALABAMA STATE
1-0 (0-0, 0-0, 1-0)
9-7-18 + W 3-1

ARIZONA
7-5 (3-1, 1-3, 3-1)
11-1-80 + W 2-0
9-25-82 L 2-3
12-10-82 + W 3-1
10-23-83 • W 3-1
9-14-84 W 3-0
9-2-94 • W 3-1
12-7-96 • W 3-1
12-6-01 + L 0-3
9-14-02 • L 1-3
9-10-10 + W 3-1
9-1-18 L 0-3
8-26-23 L 1-3

ARIZONA STATE
7-2 (1-0, 3-1, 3-1)
11-1-80 + W 2-0
9-24-82 W 3-0
10-21-83 • W 3-1
9-15-84 W 3-0
11-3-84 + W 3-0
10-11-85 + W 2-1
9-7-02 + L 2-3
9-11-04 W 3-0
9-18-10 L 2-3
8-25-18 L 1-3
9-16-21 L 1-3

ARKANSAS
2-1 (1-0, 0-0, 1-1)
9-6-97 + W 3-2
11-27-98 • W 3-2
9-3-04 + L 2-3

ARMY
1-0 (1-0, 0-0, 0-0)
9-3-11 • W 3-0

AUBURN
1-0 (0-0, 1-0, 0-0)
8-27-16 W 3-0

BALL STATE
0-1 (0-0, 0-1, 0-0)
9-9-95 L 2-3

BAYLOR
1-0 (0-0, 0-0, 1-0)
9-4-03 + W 3-1

BELMONT
1-0 (0-0, 0-0, 1-0)
9-21-19 + W 3-1

BOISE STATE
10-1 (4-0, 3-0, 3-1)
11-7-96 W 3-0
11-6-97 • W 3-0
11-21-97 + W 3-0
10-15-98 • W 3-0
10-14-99 W 3-0

10-5-00 • W 3-0
11-4-00 W 3-0
8-31-01 + W 3-0
8-26-11 + W 3-2
11-28-17 • W 3-0
9-10-21 + L 0-3

BOWLING GREEN
2-0 (0-0, 0-0, 2-0)
9-11-92 + W 3-0
9-8-23 + W 3-2

BRADLEY
2-0 (1-0, 0-0, 1-0)
8-31-01 + W 3-2
9-2-05 • W 3-0

BRIGHAM YOUNG
8-21 (3-8, 3-10, 2-3)
11-23-83 W 3-1
10-11-85 + W 2-0
10-11-86 + L 2-3
10-2-87 • W 3-1
10-10-87 + W 3-0
9-10-88 L 0-3
11-26-88 • W 3-0
9-8-90 W 3-1
9-6-96 W 3-1
12-12-96 + L 2-3
12-11-98 + L 1-3
9-28-13 L 0-3
10-24-13 • L 1-3
10-9-14 • L 1-3
11-8-14 L 0-3
10-8-15 • L 2-3
11-7-15 L 0-3
10-8-16 L 0-3
11-3-16 • L 0-3
10-7-17 • L 0-3
11-2-17 L 0-3
9-20-18 L 3-0
11-17-18 • L 0-3
10-3-19 • L 0-3
11-2-19 L 1-3
9-23-21 L 0-3
11-18-21 • L 0-3
10-15-22 • W 3-2
11-4-22 L F

BRITISH COLUMBIA
2-0 (1-0, 0-0, 1-0)
10-31-81 + W 3-0
9-14-02 • W 3-1

BUTLER
1-0 (0-0, 1-0, 0-0)
9-20-19 W 3-2

CALIFORNIA
31-9 (17-2, 11-6, 3-1)
10-11-77 • W 3-2
11-8-77 L 0-3
10-13-78 • W 3-1
10-31-78 L 1-3
9-29-79 + W 2-0
10-2-79 • W 3-0
10-30-79 W 3-0
10-28-80 W 3-1
11-18-80 • W 3-0

10-20-81 • W 3-0
11-19-81 W 3-0
10-26-82 L 1-3
11-11-82 • W 3-0
11-20-82 + L 1-3
10-4-83 W 3-0
10-30-83 • W 3-0
11-5-83 + W 2-0
12-10-83 + W 3-0
10-4-84 • W 3-0
11-20-84 W 3-0
9-11-85 • W 3-0
10-1-85 W 3-1
10-13-87 • W 3-1
9-6-88 • W 3-0
9-27-88 L 2-3
9-22-89 • W 3-0
10-12-90 W 3-0
11-23-90 • W 3-0
9-7-91 W 3-0
9-1-92 • W 3-0
9-6-94 W 3-0
9-1-95 • W 3-1
12-2-04 L 2-3
9-14-06 • L 2-3
9-12-14 W 3-0
9-19-15 W 3-0
9-16-16 • W 3-0
9-16-17 • W 3-2
9-13-18 L 2-3
9-4-21 • L 2-3

CAL POLY
50-16 (25-5, 16-9, 9-2)
9-27-80 + W 2-1
11-28-80 + W 3-0
12-11-80 + W 2-0
9-24-81 • L 1-3
9-26-81 + L 1-2
10-10-81 L 1-3
12-13-81 + W 3-1
9-29-82 • L 1-3
10-8-82 W 3-1
11-6-82 + W 2-1
9-17-83 • W 3-1
10-7-83 W 3-1
12-11-83 + W 3-0
9-27-84 • L 2-3
11-3-84 + W 2-0
11-17-84 L 1-3
10-12-85 + L 2-3
10-24-85 • W 3-2
11-23-85 L 1-3
12-14-85 • W 3-0
9-17-86 • W 3-1
10-10-86 + W 3-0
11-8-86 W 3-0
9-26-87 W 3-1
10-3-87 • W 3-1
10-1-88 • W 3-1
10-28-88 W 3-1
9-29-89 W 3-1
10-28-89 • W 3-0
9-11-90 • W 3-0
10-18-94 • W 3-1
9-26-95 • W 3-0
10-11-96 • W 3-0
11-2-96 W 3-0
10-10-97 W 3-1
11-1-97 • W 3-1

10-2-98 W 3-1
11-7-98 • W 3-0
9-30-99 • W 3-0
11-6-99 W 3-0
9-22-00 W 3-0
10-21-00 • W 3-0
10-9-01 • W 3-0
11-17-01 W 3-1
9-20-02 W 3-2
11-23-02 • W 3-1
10-4-03 • W 3-0
10-31-03 W 3-1
10-2-04 W 3-1
10-28-04 • W 3-0
10-2-05 L 0-3
11-12-05 • W 3-1
10-19-06 • L 0-3
11-11-06 L 0-3
9-29-07 • W 3-1
10-26-07 L 1-3
10-4-08 L 0-3
10-31-08 • W 3-0
10-17-09 W 3-2
11-3-09 • L 2-3
10-16-10 • W 3-2
11-12-10 L 1-3
10-1-11 L 0-3
10-28-11 • W 3-0
10-12-12 • W 3-0
11-10-12 W 3-2

CAL POLY POMONA
2-0 (1-0, 0-0, 1-0)
10-7-78 • W 3-2
9-29-79 + W 2-0

CAL STATE BAKERSFIELD
7-1 (4-0, 1-1, 2-0)
10-19-07 • W 3-0
10-22-08 L 1-3
8-29-09 + W 3-0
9-17-09 • W 3-0
9-17-11 • W 3-0
9-11-15 + W 3-0
9-16-22 W 3-2
9-15-23 • W 3-0

CAL STATE FULLERTON
47-11 (25-3, 20-8, 2-0)
11-2-84 + W 2-0
9-28-85 W 3-0
10-10-85 + W 2-0
11-8-85 • W 3-0
10-12-86 W 3-0
11-3-86 • W 3-0
10-24-87 W 3-1
11-14-87 • W 3-0
10-22-88 • W 3-0
11-11-88 W 3-0
10-20-89 W 3-0
11-18-89 • W 3-0
10-5-90 W 3-0
11-3-90 • W 3-0
10-11-91 • W 3-0
11-9-91 W 3-0
9-25-92 W 3-0
10-10-92 • W 3-0
9-24-93 • W 3-0
10-23-93 W 3-0

SERIES RECORDS

TWO-TIME NATIONAL CHAMPIONS • 24 NCAA APPEARANCES • 36 ALL-AMERICA AWARDS • THREE OLYMPIANS

10-8-94 • W 3-0	9-26-09 • W 3-0	9-9-23 L 1-3	1-0 (0-0, 0-0, 1-0)					
11-4-94 W 3-0	10-23-09 L 2-3		10-1-76 + W 2-0					
10-7-95 W 3-0	10-2-10 • W 3-0	CONNECTICUT						
11-3-95 • W 3-1	10-29-10 W 3-1	1-0 (1-0, 0-0, 0-0)						
9-28-96 W 3-1	10-7-11 • W 3-1	9-8-01 • W 3-0	FRESNO STATE					
11-14-96 • W 3-0	11-5-11 L 0-3		34-3 (18-0, 12-3, 4-0)					
9-27-97 • W 3-1	10-18-12 L 2-3	CREIGHTON						
11-14-97 W 3-0	11-17-12 • L 0-3	3-0 (1-0, 1-0, 1-0)						
10-10-98 • W 3-0	9-11-21 + W 3-1	9-5-98 • W 3-0	10-6-76 L 1-2					
10-30-98 W 3-0		9-6-02 + W 3-0	10-7-77 • W 3-2					
10-9-99 W 3-0	CAL STATE STAN-ISLAUS		11-1-77 L 2-3					
10-28-99 • W 3-0	4-2 (2-1, 1-1, 1-0)		10-21-78 W 3-0					
9-28-00 • W 3-0	9-30-75 L 0-2	9-12-15 W 3-1	11-7-78 • W 3-2					
11-18-00 W 3-0	10-9-75 • L 1-2	DARTMOUTH						
9-21-01 W 3-0	9-25-76 • W 2-0	1-0 (0-0, 0-0, 1-0)						
10-20-01 • W 3-0	9-29-76 • W 2-0	9-5-15 + W 3-0	10-7-81 W 3-1					
9-27-02 • W 3-0	10-2-76 + W 2-0	DRAKE						
10-26-02 W 3-2	11-4-76 W 2-0	0-1 (0-0, 0-0, 0-1)						
10-10-03 W 3-0		12-8-22 + L 0-3	11-16-82 • W 3-0					
11-8-03 • W 3-0	CENTRAL FLORIDA		10-18-83 • W 3-0					
10-7-04 • W 3-1	1-0 (0-0, 1-0, 0-0)		9-21-85 • W 3-1					
11-6-04 L 2-3	11-2-79 W 2-0	DUKE						
9-23-05 L 0-3		0-1 (0-1, 0-0, 0-0)						
10-22-05 • W 3-1	CENTRAL WASHINGTON		9-1-11 • L 1-3					
9-21-06 • L 1-3	1-0 (0-0, 0-0, 1-0)		DUQUESNE					
10-28-06 L 0-3	10-1-76 + W 2-0	1-0 (1-0, 0-0, 0-0)						
9-22-07 L 1-3		9-3-11 • W 3-0	EASTERN ILLINOIS					
10-20-07 • W 3-0	CHICAGO STATE		1-0 (0-0, 0-0, 1-0)					
10-17-08 L 0-3	1-0 (0-0, 1-0, 0-0)		9-3-22 + W 3-0	EASTERN KENTUCKY				
11-15-08 • L 2-3	9-1-22 W 3-0		1-0 (0-0, 1-0, 0-0)					
10-9-09 • W 3-1	CHICO STATE		9-23-83 W 3-1	EASTERN WASHINGTON				
11-7-09 L 2-3	0-0-1 (0-0-1, 0-0, 0-0)		2-0 (1-0, 1-0, 0-0)					
10-8-10 L 0-3	9-25-76 • T 1-1	EASTERN ILLINOIS		1-0 (0-0, 0-0, 1-0)				
11-6-10 • L 1-3	CINCINNATI		9-3-22 + W 3-0		EASTERN KENTUCKY			
10-14-11 W 3-0	2-1 (2-0, 0-0, 0-1)		10-9-90 • W 3-0		11-6-90 W 3-0			
11-12-11 • W 3-2	8-30-97 • W 3-0	FAIRFIELD		10-19-91 W 3-1		11-5-91 • W 3-0		
9-28-12 • W 3-2	11-24-07 • W 3-2	1-0 (1-0, 0-0, 0-0)		9-15-92 • W 3-1		9-14-05 • W 3-1		
10-27-12 L 2-3	9-8-11 + L 0-3	10-25-05 • W 3-1		8-26-06 L 0-3		11-23-07 • W 3-0		
	COASTAL CAROLINA		9-2-23 W 3-0	8-29-09 + W 3-1		9-16-22 + W 3-2		
CAL STATE HAYWARD	1-0 (0-0, 0-0, 1-0)		FAIRFIELD		9-14-23 • W 3-0		FURMAN	
10-28-77 • W 3-0	9-8-00 + W 3-0		1-0 (1-0, 0-0, 0-0)		11-23-01 • W 3-1		1-0 (0-0, 0-0, 1-0)	
	COLGATE		10-25-05 • W 3-1		FLORIDA		8-26-16 + W 3-1	
CAL STATE LOS ANGELES	1-0 (1-0, 0-0, 0-0)		9-2-23 W 3-0		6-2 (2-1, 0-1, 4-0)		GEORGE MASON	
9-29-78 • W 3-0	12-3-99 • W 3-0		9-2-88 + W 3-0		9-2-88 + W 3-0		1-0 (0-0, 0-0, 1-0)	
	COLLEGE OF NOTRE DAME		9-21-90 + W 3-0		9-16-94 + W 3-1		9-5-97 + W 3-0	
CSUN	3-0 (2-0, 1-0, 0-0)		11-29-97 • W 3-2		11-29-97 • W 3-2		GEORGE WASHINGTON	
17-12 (8-4, 6-7, 3-1)	10-2-75 W 2-0		8-28-99 + W 3-2		8-28-99 + W 3-2		2-0 (2-0, 0-0, 0-0)	
11-4-77 + L 0-2	10-30-75 • W 2-0		12-11-99 • W 3-0		12-11-99 • W 3-0		9-7-01 • W 3-0	
9-23-78 + W 2-0	10-27-76 • W 2-0		8-30-08 L 0-3		8-30-08 L 0-3		11-26-04 • W 3-0	
11-2-78 L 1-3	COLORADO		9-5-09 • L 1-3		FLORIDA ATLANTIC		GEORGIA TECH	
9-29-79 + W 2-0	1-0 (0-0, 1-0, 0-0)		FLORIDA ATLANTIC		1-0 (1-0, 0-0, 0-0)		2-1 (1-0, 1-0, 0-1)	
9-29-01 W 3-0	10-8-93 W 3-0		1-0 (1-0, 0-0, 0-0)		12-4-98 • W 3-0		9-4-98 • W 3-0	
10-27-01 • W 3-0	COLORADO STATE		12-4-98 • W 3-0		FLORIDA STATE		9-10-00 W 3-2	
10-5-02 • W 3-0	3-4 (2-1, 0-2, 1-1)		9-5-09 • L 1-3		1-0 (0-0, 1-0, 0-0)		8-27-16 + L 1-3	
11-2-02 W 3-0	9-18-84 • W 3-1		FLORIDA STATE		1-0 (0-0, 1-0, 0-0)		GONZAGA	
10-18-03 L 1-3	9-13-86 + W 3-2		12-5-93 W 3-1		1-0 (0-0, 1-0, 0-0)		19-5 (11-2, 7-3, 1-0)	
11-15-03 • L 2-3	11-25-88 • L 2-3		FORDHAM		1-0 (0-0, 0-0, 1-0)		9-19-97 • W 3-0	
10-15-04 • L 2-3	11-25-00 • W 3-2		1-0 (0-0, 0-0, 1-0)		9-12-04 + W 3-1		8-31-01 + W 3-0	
11-11-04 W 3-1	9-1-07 L 0-3		9-12-04 + W 3-1		FORT LEWIS (COLO.)		9-19-13 • W 3-1	
10-1-05 • W 3-1	9-7-08 + L 1-3		FORT LEWIS (COLO.)		11-15-14 • W 3-2		11-23-13 W 3-1	
10-29-05 W 3-0			11-15-14 • W 3-2				10-16-14 W 3-2	
9-30-06 • L 0-3							11-15-14 • W 3-2	
10-26-06 L 0-3								
10-13-07 • W 3-1								
11-9-07 W 3-1								
10-18-08 L 1-3								
11-14-08 • W 3-0								

SERIES RECORDS

TWO-TIME NATIONAL CHAMPIONS • 24 NCAA APPEARANCES • 36 ALL-AMERICA AWARDS • THREE OLYMPIANS

9-24-15	L	1-3
11-21-15	• W	3-2
9-24-16	• W	3-0
11-17-16	L	1-3
9-23-17	L	2-3
11-16-17	• W	3-0
10-13-18	• W	3-2
11-8-18	W	3-0
10-12-19	W	3-1
11-7-19	• L	2-3
2-5-21	• L	2-3
2-6-21	• W	3-1
10-2-21	W	3-1
10-28-21	• W	3-0
9-22-22	W	3-1
11-19-22	• W	3-1
10-14-23	• W	3-0
11-11-23	W	3-1

HAWAII

25-38 (11-10, 6-22, 8-6)

12-11-77	• L	0-3
10-26-78	L	1-3
10-27-78	L	1-3
10-28-78	L	1-3
10-28-79	+ W	3-2
11-24-79	+ L	0-2
12-8-79	+ L	1-3
9-11-80	+ W	3-0
10-2-80	W	3-0
10-3-80	L	1-3
11-1-80	+ L	0-2
11-28-80	+ W	3-1
11-6-81	+ L	0-2
11-15-81	• L	2-3
10-30-82	• L	2-3
11-6-82	+ W	2-0
11-27-82	L	0-3
11-13-83	• L	2-3
10-25-84	W	3-0
10-26-84	L	1-3
11-3-84	+ W	2-1
11-10-84	• W	3-0
10-11-85	+ W	3-0
10-17-85	W	3-1
10-18-85	W	3-1
12-1-85	• W	3-1
12-13-85	• W	3-0
10-28-86	• W	3-0
10-30-86	• W	3-0
11-22-86	+ W	3-1
12-13-86	+ W	3-1
10-15-87	L	0-3
10-16-87	L	1-3
11-22-87	• W	3-1
12-11-87	+ L	0-3
10-5-88	• L	0-3
11-3-88	• L	1-3
12-10-88	L	1-3
10-12-89	L	0-3
10-13-89	L	2-3
11-16-90	• L	0-3
11-17-90	• W	3-2
11-15-91	L	2-3
11-16-91	W	3-0
12-13-91	• L	0-3
11-6-92	• W	3-0
11-7-92	• W	3-1
10-29-93	L	0-3
10-30-93	L	1-3
12-10-93	+ L	1-3

9-23-94	• W	3-2
9-24-94	• L	0-3
9-22-95	L	1-3
9-23-95	L	2-3
9-14-97	W	3-1
9-19-98	L	1-3
11-24-01	• W	3-2
9-6-03	L	1-3
9-12-08	L	0-3
9-9-11	L	1-3
10-20-12	L	2-3
11-16-12	• L	2-3
9-2-16	L	0-3

HOUSTON

3-0 (3-0, 0-0, 0-0)

9-21-80	• W	3-0
9-18-82	• W	3-0
11-25-06	• W	3-1

IDAHO

15-3 (7-1, 6-2, 2-0)

9-13-86	+ W	3-0
10-3-96	• W	3-0
11-24-96	+ W	3-0
10-2-97	W	3-0
10-17-98	• W	3-0
10-16-99	W	3-0
10-13-00	W	3-0
11-11-00	• W	3-0
10-13-01	W	3-0
11-8-01	• W	3-0
10-19-02	• L	2-3
11-14-02	W	3-0
9-18-03	• W	3-2
11-22-03	L	0-3
9-16-04	L	1-3
11-20-04	• W	3-1
9-3-10	• W	3-0
8-24-12	W	3-2
8-26-17	W	3-0
9-13-19	+ W	3-2

IDAHO STATE

1-0 (1-0, 0-0, 0-0)

12-5-86	• W	3-0
---------	-----	-----

ILLINOIS

2-1 (1-0, 1-0, 0-1)

11-21-87	• W	3-1
9-23-90	W	3-2
9-20-19	+ L	1-3

ILLINOIS CC

1-0 (0-0, 0-0, 1-0)

11-5-77	+ W	2-0
---------	-----	-----

ILLINOIS STATE

1-0 (0-0, 0-0, 1-0)

11-4-83	+ W	2-0
---------	-----	-----

IOWA

1-1 (0-0, 0-0, 1-1)

9-14-12	+ W	3-1
8-29-15	+ L	2-3

JAPAN COLLEGE ALL-STARS

1-0 (0-0, 0-0, 1-0)

10-19-80	+ W	3-0
----------	-----	-----

KANSAS

1-0 (0-0, 0-0, 1-0)

9-8-95	+ W	3-0
--------	-----	-----

KANSAS STATE

0-2 (0-0, 0-0, 0-2)

8-27-06	+ L	0-3
8-25-17	+ L	1-3

KENTUCKY

6-0 (1-0, 1-0, 4-0)

12-11-80	+ W	2-0
9-23-83	W	3-0
9-7-90	+ W	3-0
9-14-91	+ W	3-1
9-12-92	+ W	3-0
11-25-95	• W	3-0

LAMAR

1-0 (0-0, 0-0, 1-0)

10-19-79	+ W	2-0
----------	-----	-----

LAFAYETTE

1-0 (0-0, 0-0, 1-0)

9-6-14	+ W	3-0
--------	-----	-----

LIBERTY

1-0 (0-0, 0-0, 1-0)

9-9-22	+ W	3-2
--------	-----	-----

LIPSCOMB

2-0 (0-0, 0-0, 2-0)

9-12-15	+ W	3-0
8-31-18	+ W	3-1

LMU

13-10 (9-4, 4-6, 0-0)

9-13-07	• W	3-1
9-19-09	• W	3-0
9-16-11	• W	3-0
10-12-13	• W	3-1
11-7-13	L	0-3
9-25-14	• W	3-2
11-22-14	W	3-2
10-1-15	W	3-1
10-31-15	• L	0-3
10-1-16	• W	3-2
10-27-16	W	3-2
9-20-17	L	0-3
10-26-17	• W	3-0
10-6-18	L	1-3
11-1-18	• W	3-0
10-19-19	• L	2-3
11-14-19	L	0-3
10-9-21	• L	2-3
11-4-21	W	3-1
10-8-22	L	0-3
11-3-22	• L	0-3
10-5-23	L	2-3
10-28-23	• W	3-2

LONG BEACH STATE

27-40 (14-17, 8-22, 5-1)

9-21-78	• W	3-1
9-22-78	+ L	0-2
11-23-79	+ W	2-0
10-5-85	• W	3-1
11-2-85	W	3-1
10-17-86	• W	3-0
10-24-86	W	3-1
10-30-87	W	3-0

11-7-87	• W	3-1
12-5-87	• W	3-0
10-7-88	L	2-3
11-4-88	• W	3-0
12-9-88	+ W	3-1
10-7-89	• W	3-2
11-4-89	L	0-3
12-8-89	• L	1-3
9-30-90	• W	3-0
10-26-90	L	0-3
12-8-90	+ W	3-1
10-5-91	W	3-2
11-1-91	• L	1-3
9-19-92	• L	2-3
11-20-92	L	0-3
12-11-92	L	1-3
9-18-93	L	0-3
11-19-93	• L	0-3
10-14-94	L	2-3
11-12-94	L	2-3
10-13-95	• W	3-0
11-4-95	W	3-0
10-5-96	• L	2-3
11-9-96	W	3-0
11-25-96	+ W	3-2
10-4-97	L	0-3
11-8-97	• L	0-3
9-26-98	• L	1-3
11-14-98	L	0-3
9-25-99	• W	3-0
11-13-99	W	3-1
9-30-00	• W	3-0
10-28-00	W	3-0
10-4-01	• L	0-3
11-3-01	L	0-3
10-11-02	L	1-3
11-9-02	• L	0-3
9-26-03	L	1-3
10-25-03	• L	0-3
9-23-04	• W	3-0
10-23-04	L	2-3
11-03-05	• L	2-3
11-18-05	L	0-3
10-14-06	L	0-3
11-18-06	• L	0-3
10-12-07	• L	2-3
11-10-07	L	1-3
9-26-08	• W	3-0
10-25-08	L	0-3
10-10-09	• W	3-1
11-6-09	L	1-3
10-9-10	L	2-3
11-5-10	• L	1-3
10-15-11	L	1-3
11-11-11	• L	0-3
10-6-12	L	0-3
11-2-12	• L	1-3
11-27-15	L	0-3
9-8-17	+ W	3-0

LOUISIANA STATE

2-1 (0-0, 0-0, 2-1)

9-3-93	+ W	3-1
9-14-96	+ W	3-2
8-27-10	+ L	1-3

LOUISVILLE

3-0 (1-0, 1-0, 1-0)

12-4-92	• W	3-0
9-3-99	+ W	3-0
12-1-01	W	3-1

SERIES RECORDS

TWO-TIME NATIONAL CHAMPIONS • 24 NCAA APPEARANCES • 36 ALL-AMERICA AWARDS • THREE OLYMPIANS

LOYOLA-CHICAGO		
1-0 (0-0, 0-0, 1-0)		
9-7-12	+ W	3-0
MARQUETTE		
2-1 (0-0, 2-0, 0-1)		
8-27-05	W	3-1
9-8-06	+ L	1-3
9-14-12	W	3-2
MARYLAND		
1-0 (1-0, 0-0, 0-0)		
9-2-00	• W	3-0
MIAMI (OHIO)		
2-0 (1-0, 0-0, 1-0)		
9-10-99	• W	3-0
9-12-09	W	3-1
MICHIGAN		
2-2 (2-0, 0-1, 0-1)		
12-4-99	• W	3-2
9-2-00	• W	3-0
9-9-06	L	0-3
9-18-10	+ L	1-3
MICHIGAN STATE		
2-0-1 (0-0, 0-0, 2-0-1)		
11-3-78	+ W	2-0
11-3-79	+ T	1-1
8-31-13	+ W	3-0
MILLS COLLEGE		
1-0 (1-0, 0-0, 0-0)		
10-23-75	• W	2-0
MILWAUKEE		
1-0 (0-0, 0-0, 1-0)		
9-15-12	+ W	3-1
MINNESOTA		
1-1 (0-0, 0-0, 1-1)		
9-13-91	+ W	3-0
9-9-00	+ L	0-3
MISSISSIPPI STATE		
2-0 (1-0, 1-0, 0-0)		
9-2-11	• W	3-0
9-20-14	W	3-0
MISSISSIPPI VALLEY		
1-0 (0-0, 0-0, 1-0)		
9-20-14	+ W	3-0
MISSOURI STATE		
0-1 (0-0, 0-0, 0-1)		
9-3-16	+ L	0-3
MONTANA		
5-0 (2-0, 0-0, 3-0)		
11-30-90	• W	3-0
12-6-91	• W	3-0
9-2-06	+ W	3-1
8-25-12	+ W	3-2
8-30-19	+ W	3-0
MONTANA STATE		
1-2 (1-0, 0-0, 1-1)		
9-26-78	• W	3-0
9-2-17	+ L	2-3
11-20-23	+ L	1-3

MURRAY STATE		
1-0 (0-0, 0-0, 1-0)		
8-30-02	+ W	3-1
NEBRASKA		
9-7-1 (3-3, 1-3, 5-1-1)		
11-4-78	+ W	2-0
11-2-79	+ T	1-1
11-7-81	+ W	2-0
12-9-84	+ W	3-1
11-16-86	• W	3-0
12-20-86	• W	3-0
9-3-88	L	0-3
9-22-90	+ W	3-1
12-13-90	+ W	3-1
11-22-91	• L	2-3
11-23-91	• W	3-1
9-5-92	L	1-3
9-2-95	• L	0-3
9-6-97	L	2-3
8-27-99	W	3-2
8-25-01	• L	1-3
9-10-05	L	0-3
NEVADA		
26-8 (13-1, 7-4, 6-3)		
9-26-75	• W	2-0
11-22-75	+ L	0-2
9-25-76	• L	0-2
10-1-76	+ L	0-2
10-2-76	+ W	2-0
11-12-76	• W	3-1
11-26-76	+ L	0-2
11-14-78	+ W	3-0
10-2-92	W	3-0
10-27-92	• W	3-0
9-30-93	W	3-0
10-26-93	• W	3-0
9-29-94	W	3-1
10-29-94	• W	3-0
9-29-95	• W	3-0
10-28-95	W	3-0
10-26-96	• W	3-0
11-23-96	+ W	3-0
10-25-97	W	3-0
9-24-98	W	3-0
9-23-99	• W	3-0
9-12-00	• W	3-0
9-18-01	L	0-3
11-29-02	• W	3-1
12-6-02	+ W	3-2
11-13-03	L	2-3
9-3-06	L	0-3
8-24-07	W	3-0
9-18-09	• W	3-0
9-11-10	L	0-3
9-1-12	• W	3-0
9-13-14	+ W	3-1
9-15-18	• W	3-0
9-1-23	+ W	3-0
NEW HAMPSHIRE		
1-0 (0-0, 0-0, 1-0)		
8-31-02	+ W	3-0
NEW MEXICO		
7-2 (3-0, 1-0, 3-2)		
9-19-81	• W	3-0
9-25-81	+ W	2-0
11-6-82	+ W	2-0
9-5-92	+ W	3-2

11-25-94	• W	3-1
9-14-96	W	3-0
8-30-97	• W	3-0
9-7-19	+ L	0-3
9-9-22	+ L	0-3
NEW MEXICO STATE		
16-3 (8-0, 8-1, 0-2)		
10-4-90	W	3-0
10-19-90	• W	3-0
9-28-91	• W	3-0
10-24-91	W	3-0
10-17-92	W	3-2
11-13-92	• W	3-0
10-16-93	• W	3-0
11-12-93	W	3-0
10-1-94	W	3-0
10-28-94	• W	3-0
9-30-95	• W	3-1
10-26-95	W	3-0
10-19-96	W	3-0
10-18-97	• W	3-0
10-24-98	W	3-0
10-23-99	• W	3-0
8-24-18	+ L	1-3
9-6-19	L	0-3
9-7-19	+ L	0-3
NORTH CAROLINA		
1-2 (0-0, 0-0, 1-2)		
12-4-82	+ W	3-0
8-27-21	+ L	1-3
8-25-23	+ L	2-3
NORTH DAKOTA		
1-0 (0-0, 0-0, 1-0)		
9-19-14	+ W	3-1
NORTH DAKOTA STATE		
1-0 (0-0, 0-0, 1-0)		
08-27-05	+ W	3-0
NORTH TEXAS		
4-0 (2-0, 2-0, 0-0)		
10-18-96	W	3-0
10-16-97	• W	3-0
10-23-98	W	3-0
10-21-99	• W	3-0
NORTHEASTERN		
1-0 (0-0, 0-0, 1-0)		
8-26-22	+ W	3-0
NORTHERN ARIZONA		
1-0 (0-0, 0-0, 1-0)		
9-10-10	+ W	3-0
NORTHERN COLORADO		
1-1 (1-0, 0-1, 0-0)		
9-9-16	• W	3-2
9-7-18	L	1-3
NORTHERN ILLINOIS		
3-0 (2-0, 1-0, 0-0)		
9-6-84	• W	3-0
9-1-12	• W	3-0
8-29-15	W	3-1
NORTHERN IOWA		
1-0 (1-0, 0-0, 0-0)		
12-10-99	• W	3-0

NORTHWESTERN		
9-2 (6-1, 0-0, 3-1)		
12-11-80	+ W	2-0
9-17-81	• W	3-2
9-20-81	• L	1-3
9-16-82	• W	3-0
9-16-83	• W	3-0
9-12-84	• W	3-1
9-14-85	• W	3-1
9-12-86	+ W	3-0
9-5-99	+ W	3-0
9-8-01	• W	3-0
8-26-22	+ L	0-3
NOTRE DAME		
5-1 (3-1, 2-0, 0-0)		
10-18-88	• L	2-3
9-16-89	W	3-0
11-26-93	• W	3-0
11-30-96	• W	3-0
9-4-99	W	3-0
11-27-99	• W	3-0
OHIO STATE		
3-3 (1-0, 0-0, 2-3)		
12-6-79	+ L	0-2
12-7-79	+ W	3-0
9-18-80	• W	3-0
9-8-83	+ W	3-0
12-9-94	+ L	1-3
8-31-07	+ L	0-3
OKLAHOMA		
6-0 (2-0, 2-0, 2-0)		
9-20-80	• W	3-0
9-6-91	+ W	3-0
8-30-96	• W	3-0
9-11-98	W	3-0
9-12-98	W	3-1
9-6-13	+ W	3-2
OMAHA		
1-0 (0-0, 0-0, 1-0)		
12-2-22	+ W	3-1
ORAL ROBERTS		
1-0 (1-0, 0-0, 0-0)		
12-1-00	• W	3-0
OREGON		
6-0 (2-0, 1-1, 3-0)		
9-14-81	• W	3-2
10-1-82	• W	3-0
11-6-82	+ W	2-0
10-15-83	W	3-0
11-18-83	+ W	3-0
10-9-86	+ W	2-0
9-5-08	L	2-3
OREGON STATE		
9-2 (5-0, 1-1, 1-0)		
9-22-82	• W	3-1
11-19-82	+ W	3-1
10-14-83	W	3-0
11-19-83	+ W	3-0
9-5-85	• W	3-0
11-29-03	• W	3-0
9-15-07	• W	3-2
9-5-14	+ L	0-3
9-5-15	+ W	3-1
9-10-16	• W	3-2
8-25-17	L	1-3

SERIES RECORDS

TWO-TIME NATIONAL CHAMPIONS • 24 NCAA APPEARANCES • 36 ALL-AMERICA AWARDS • THREE OLYMPIANS

PENNSYLVANIA		
<i>1-0 (1-0, 0-0, 0-0)</i>		
9-12-03	• W	3-0
PENN STATE		
<i>3-3 (0-0, 0-0, 3-3)</i>		
12-12-81	+ W	3-2
11-27-83	+ W	3-0
9-22-84	+ L	2-3
12-8-84	+ W	3-0
12-16-99	+ L	2-3
9-9-05	+ L	0-3
PEPPERDINE		
<i>17-24 (10-6, 1-12, 6-6)</i>		
11-4-78	+ L	0-2
10-6-79	L	1-3
11-3-79	+ L	1-2
11-24-79	+ W	2-1
12-6-79	+ W	2-0
9-25-81	+ W	2-0
11-7-81	+ W	2-1
11-14-82	• W	3-0
11-2-84	+ W	2-0
10-10-86	+ W	2-0
9-9-89	• W	3-1
9-11-93	• W	3-0
9-3-94	• W	3-0
9-7-96	+ L	1-3
9-13-97	+ L	2-3
11-28-97	• W	3-2
9-13-03	• L	1-3
9-11-05	+ L	0-3
9-6-08	+ L	0-3
10-10-13	• L	2-3
11-9-13	L	0-3
9-27-14	• W	3-0
11-20-14	W	3-1
10-3-15	L	2-3
10-29-15	• L	1-3
9-29-16	• L	0-3
10-29-16	L	2-3
9-28-17	L	1-3
10-28-17	• W	3-1
10-4-18	L	1-3
11-3-18	• W	3-2
10-17-19	• L	1-3
11-16-19	L	1-3
2-16-21	L	1-3
2-17-21	L	2-3
10-7-21	• W	3-2
11-6-21	L	0-3
10-6-22	L	0-3
11-5-22	• L	0-3
9-21-23	L	0-3
11-16-23	• W	3-2
PITTSBURGH		
<i>5-0 (0-0, 0-0, 5-0)</i>		
12-6-79	+ W	2-0
9-9-88	+ W	3-0
9-15-89	+ W	3-0
9-4-92	+ W	3-0
9-9-95	+ W	3-0
PORTLAND		
<i>19-4 (10-1, 9-3, 0-0)</i>		
9-8-07	W	3-0
11-28-08	• W	3-1
9-21-13	• W	3-0
11-21-13	W	3-2

10-18-14	W	3-0
11-13-14	• W	3-0
11-25-14	W	3-1
9-26-15	W	3-1
11-19-15	• W	3-0
9-22-16	• W	3-1
11-19-16	L	0-3
9-21-17	W	3-2
11-18-17	• W	3-0
10-11-18	• L	0-3
11-10-18	W	3-0
10-10-19	L	2-3
11-9-19	• W	3-1
9-30-21	W	3-0
10-30-21	• W	3-0
9-24-22	W	2-3
11-17-22	• W	3-2
10-12-23	• W	3-1
11-9-23	W	3-0
PORTLAND STATE		
<i>3-4 (2-1, 0-2, 1-1)</i>		
10-30-81	L	1-3
9-5-89	• W	3-0
11-24-06	• L	1-3
9-8-07	+ W	3-2
8-31-12	• W	3-0
9-7-13	L	2-3
12-3-21	+ L	2-3
PURDUE		
<i>5-1 (2-1, 0-0, 3-0)</i>		
10-19-79	+ W	2-0
9-25-80	• W	3-0
9-26-80	+ W	2-0
11-25-84	• W	3-0
9-3-88	+ W	3-1
9-3-05	• L	1-3
RADFORD		
<i>1-0 (1-0, 0-0, 0-0)</i>		
9-13-03	• W	3-0
RHODE ISLAND		
<i>1-0 (0-0, 1-0, 0-0)</i>		
9-22-84	W	3-0
RICE		
<i>2-0 (0-0, 0-0, 2-0)</i>		
9-7-90	+ W	3-1
9-10-11	+ W	3-2
RIDER		
<i>1-0 (1-0, 0-0, 0-0)</i>		
8-30-14	• W	3-0
SACRAMENTO STATE		
<i>30-7 (15-1, 13-6, 2-0)</i>		
10-8-76	W	2-0
9-28-77	W	3-0
9-27-78	W	3-0
9-24-79	• W	3-0
9-9-87	W	3-0
8-30-88	W	3-0
8-29-89	W	3-1
9-4-90	• W	3-0
9-29-92	• W	3-1
9-1-93	W	3-0
9-27-94	• W	3-1
10-24-95	• W	3-1
8-31-96	• W	3-0
9-20-96	L	1-3

8-29-97	• W	3-0
10-21-97	L	0-3
12-6-97	+ W	3-1
9-1-98	W	3-0
9-15-98	• W	3-0
12-5-98	• W	3-0
9-14-99	W	3-1
11-26-99	• W	3-0
9-1-00	• W	3-0
10-3-00	W	3-0
9-26-01	• W	3-0
10-1-02	W	3-0
11-11-03	• W	3-0
10-19-04	L	0-3
11-25-05	• L	2-3
9-12-06	L	0-3
11-4-08	• W	3-0
10-27-09	L	0-3
11-2-10	• W	3-1
8-30-17	W	3-1
9-10-21	L	2-3
9-17-22	+ W	3-0
9-16-23	• W	3-1
SAINT JOHN'S		
<i>1-0 (0-0, 0-0, 1-0)</i>		
9-12-09	+ W	3-0
SAINT LOUIS		
<i>1-0 (1-0, 0-0, 0-0)</i>		
9-3-05	• W	3-1
SAINT MARY'S		
<i>16-13 (9-5, 7-7, 0-1)</i>		
10-21-76	W	2-0
9-11-99	• W	3-0
9-15-00	• W	3-0
9-13-02	• W	3-0
11-26-05	• L	2-3
9-13-08	+ L	1-3
11-27-10	W	3-1
10-5-13	L	1-3
10-31-13	• L	0-3
10-4-14	• W	3-0
10-30-14	W	3-0
10-17-15	• W	3-2
11-13-15	W	3-1
10-15-16	• W	3-0
11-10-16	L	1-3
10-14-17	W	3-1
11-11-17	• W	3-2
9-28-18	• L	2-3
10-26-18	L	0-3
9-27-19	W	3-2
11-22-19	• L	1-3
3-9-21	L	0-3
10-15-21	L	0-3
11-12-21	• W	3-1
9-30-22	• W	3-0
10-28-22	W	3-1
10-19-23	• L	2-3
11-18-23	L	0-3
SAN DIEGO		
<i>1-20 (1-9, 0-11, 0-0)</i>		
11-26-76	L	0-2
9-26-13	L	0-3
10-26-13	• L	0-3
10-10-14	• L	2-3
11-6-14	L	1-3
10-10-14	• L	0-3
11-5-15	L	0-3

10-6-16	L	2-3
11-5-16	• L	3-0
10-5-17	• L	2-3
11-4-17	L	0-3
9-22-18	L	0-3
11-16-18	• L	0-3
10-5-19	• L	1-3
10-31-19	L	0-3
9-25-21	L	0-3
11-20-21	• W	3-1
10-13-22	• L	0-3
11-12-22	L	0-3
10-7-23	L	0-3
11-4-23	• L	2-3
SAN DIEGO STATE		
<i>16-8 (6-1, 5-4, 5-3)</i>		
9-22-77	L	1-3
11-4-78	+ L	0-2
10-5-79	L	2-3
9-11-80	+ W	3-2
10-25-81	• L	1-3
12-20-81	+ L	0-3
11-5-82	+ W	2-1
11-6-82	+ W	2-0
10-21-84	• W	3-0
10-15-85	• W	3-0
11-5-85	W	3-1
10-4-86	W	3-1
11-1-86	• W	3-2
11-21-86	+ W	3-1
12-12-86	+ W	3-0
9-18-87	• W	3-0
10-23-87	W	3-2
10-21-88	• W	3-1
11-12-88	W	3-0
10-19-89	L	1-3
11-17-89	• W	3-0
9-4-15	W	3-0
9-9-17	L	0-3
8-31-18	+ L	1-3
SAN FRANCISCO		
<i>36-5 (17-1, 17-4, 2-0)</i>		
11-6-75	W	2-1
10-2-76	+ W	2-0
11-3-76	• W	2-0
10-21-77	W	3-0
11-15-77	• W	3-0
10-11-78	W	3-0
11-6-78	• W	3-0
10-4-79	W	3-0
10-23-79	• W	3-0
10-21-80	• W	3-0
11-20-80	W	3-0
10-22-81	W	3-0
11-10-81	• W	3-0
9-14-82	W	3-0
10-20-82	• W	3-0
11-8-83	W	3-1
12-4-03	+ W	3-0
11-27-04	• W	3-1
9-17-05	L	2-3
10-19-13	L	2-3
11-14-13	• W	3-1
10-23-14	• W	3-0
11-25-14	W	3-1
9-29-15	• W	3-2
10-24-15	W	3-0
10-22-16	• W	3-0
11-22-16	W	3-0
10-21-17	W	3-0

SERIES RECORDS

11-21-17	• W	3-0
10-20-18	W	3-1
11-20-18	W	3-2
10-1-19	W	3-2
10-24-19	• W	3-1
2-9-21	• L	2-3
2-10-21	L	2-3
9-28-21	• W	3-1
10-23-21	W	3-0
10-22-22	• L	2-3
11-22-22	W	3-0
9-28-23	• W	3-2
11-2-23	W	3-1

SAN FRANCISCO STATE

0-1 (0-0, 0-1, 0-0)

9-30-76	L	1-2
---------	---	-----

SAN JOSE STATE

42-12 (21-4, 16-6, 4-2)

11-20-75	+ L	0-2
9-25-76	• L	0-2
10-14-77	• L	1-3
9-22-78	W	2-0
9-22-78	L	1-2
9-23-78	L	0-2
10-17-78	L	0-3
11-16-78	• W	3-2
9-29-79	W	2-0
10-13-79	• W	3-0
11-13-79	W	3-1
10-16-80	W	3-0
11-13-80	• W	3-0
10-13-81	• W	3-0
11-4-81	W	3-0
9-13-82	• W	3-0
11-9-82	W	3-1
10-11-83	W	3-2
11-3-83	• W	3-0
10-2-84	L	2-3
10-31-84	• W	3-1
12-16-84	+ W	3-1
9-17-85	+ W	3-1
11-16-85	• W	3-0
10-22-86	• W	3-1
11-18-86	W	3-1
10-27-87	• W	3-0
11-10-87	W	3-1
12-10-87	+ W	3-0
10-15-88	• W	3-0
11-15-88	W	3-0
9-26-89	• W	3-1
11-14-89	W	3-0
9-18-90	• L	2-3
10-23-90	W	3-1
9-27-91	• W	3-0
10-26-91	W	3-0
10-14-92	W	3-1
11-14-92	• W	3-0
10-15-93	• W	3-0
11-15-93	W	3-0
9-13-94	• W	3-0
11-19-94	L	0-3
10-17-95	L	1-3
11-18-95	• W	3-1
8-31-96	• W	3-0
11-24-00	• W	3-1
9-4-09	• W	3-0
10-19-10	W	3-0
9-15-11	• L	1-3
9-25-12	W	3-0
9-14-13	• W	3-0

9-8-18	+ L	2-3
8-30-19	+ W	3-1

SANTA CLARA

39-15 (20-6, 16-8, 3-1)

10-15-75	• W	2-0
11-10-76	W	2-0
10-25-77	• W	3-0
11-19-77	W	3-1
9-22-78	+ W	2-0
10-3-78	W	3-0
10-23-78	• W	3-0
10-11-79	• W	3-0
11-6-79	W	3-1
10-8-80	• W	3-0
11-7-80	W	3-1
10-5-81	W	3-0
10-26-81	• W	3-0
10-13-82	W	3-0
10-25-82	• W	3-0
9-29-83	• W	3-0
9-20-89	W	3-0
9-3-91	• W	3-0
9-14-93	• W	3-0
11-9-93	W	3-2
10-4-94	• W	3-0
9-12-95	W	3-0
10-6-98	W	3-0
10-5-99	• W	3-0
9-5-00	• L	0-3
10-16-01	L	1-3
8-29-03	• W	3-1
9-5-04	L	0-3
8-25-06	+ L	0-3
9-4-10	• W	3-2
9-8-12	+ W	3-2
10-17-13	W	3-1
11-16-13	• L	2-3
9-30-14	L	3-0
10-25-14	• W	3-0
10-22-15	L	2-3
11-24-15	• L	1-3
9-27-16	W	3-2
10-20-16	• W	3-0
9-26-17	• W	3-1
10-19-17	W	3-1
9-25-18	• W	3-0
10-18-18	L	1-3
10-26-19	• L	1-3
11-26-19	L	0-3
2-23-21	• W	3-2
2-24-201	L	0-3
10-21-21	L	1-3
11-23-21	• L	1-3
9-27-22	• L	1-3
10-20-22	W	3-1
12-3-22	+ W	3-1
9-30-23	• W	3-0
10-21-23	W	3-1

SEATTLE

3-0 (1-0, 1-0, 1-0)

11-25-11	• W	3-0
9-4-14	W	3-1
9-1-23	+ W	3-0

SIENA

1-0 (0-0, 0-0, 1-0)

8-28-10	+ W	3-0
---------	-----	-----

SIUE

9-19-14	+ W	3-0
---------	-----	-----

SMU

8-27-21	L	0-3
---------	---	-----

SONOMA STATE

2-0 (2-0, 0-0, 0-0)

9-25-76	• W	2-0
11-17-76	• W	3-0

SOUTH CAROLINA

1-1 (0-0, 0-1, 1-0)

9-12-98	+ W	3-0
9-7-02	L	0-3

SOUTH DAKOTA

0-1 (0-1, 0-0, 0-0)

9-10-16	• L	1-3
---------	-----	-----

SOUTH DAKOTA STATE

1-0 (0-0, 0-0, 1-0)

8-28-15	+ W	3-0
---------	-----	-----

SOUTH FLORIDA

0-1 (0-1, 0-0, 0-0)

11-29-96	• L	2-3
----------	-----	-----

SOUTHERN ILLINOIS

2-0 (0-0, 0-0, 2-0)

12-6-79	+ W	2-0
9-12-86	+ W	3-1

SOUTHERN UTAH

1-0 (0-0, 1-0, 0-0)

8-27-11	W	3-0
---------	---	-----

STANFORD

25-29 (12-11, 8-13, 5-5)

10-30-76	• L	1-3
10-4-77	L	0-3
11-12-77	• W	3-1
9-23-78	+ W	2-1
10-6-78	• L	2-3
11-10-78	W	3-2
11-18-78	+ L	0-3
9-29-79	+ W	2-1
10-25-79	W	3-0
11-16-79	• W	3-0
9-26-80	+ W	2-0
9-27-80	+ W	2-0
10-23-80	• W	3-2
11-11-80	W	3-1
9-26-81	+ L	1-2
10-16-81	W	3-1
11-12-81	• W	3-2
9-19-82	• W	3-1
11-3-82	L	2-3
12-11-82	+ L	0-3
10-25-83	L	1-3
12-18-83	+ L	1-3
10-9-84	• W	3-2
12-14-84	+ L	0-3
10-7-85	L	2-3
12-22-85	+ W	3-1
9-24-86	• W	3-2
11-6-86	W	3-2
9-21-87	• W	3-2
11-3-87	W	3-2
9-13-88	• L	0-3
11-8-88	L	2-3
9-12-89	• W	3-1
11-7-89	• W	3-1
9-25-90	W	3-1

10-30-90	• L	2-3
10-8-91	• L	1-3
10-20-92	L	0-3
11-28-92	• L	0-3
9-9-93	• L	1-3
10-9-93	W	3-1
11-26-94	• L	0-3
10-31-95	L	0-3
9-17-96	• W	3-1
10-20-98	• L	2-3
10-19-99	L	2-3
11-7-00	• W	3-0
10-23-01	L	2-3
10-22-02	• L	0-3
12-7-02	L	1-3
10-7-03	L	1-3
12-5-03	L	0-3
10-12-04	• L	2-3
9-8-12	L	0-3
9-4-13	L	0-3
9-18-15	L	0-3
9-17-16	• L	0-3
9-15-17	L	0-3

ST. FRANCIS (PA)

1-0 (0-0, 0-0, 1-0)

8-30-13	+ W	3-0
---------	-----	-----

STEPHEN F. AUSTIN

0-1 (0-0, 0-0, 0-1)

8-23-21	+ L	1-3
---------	-----	-----

TARLETON STATE

1-0 (1-0, 0-0, 0-0)

9-3-23	• W	3-0
--------	-----	-----

TENNESSEE

2-0 (0-0, 1-0, 1-0)

9-22-83	W	3-0
9-21-84	+ W	3-0

TEXAS A&M

6-0 (2-0, 1-0, 3-0)

11-1-80	+ W	2-0
11-5-82	+ W	2-0
11-4-83	+ W	2-0
9-5-98	• W	3-0
12-2-01	• W	3-0
8-27-10	W	3-2

TEXAS-ARLINGTON

4-0 (1-0, 0-0, 3-0)

11-6-81	+ W	2-0
10-9-87	+ W	3-0
9-14-90	• W	3-0
8-25-18	+ W	3-2

TEXAS

8-4 (3-1, 2-1, 3-2)

11-5-77	+ W	2-0
9-26-80	+ W	2-0
9-25-81	+ L	1-2
11-26-83	+ W	3-0
9-19-86	• W	3-2
12-18-86	• W	3-0
9-12-87	W	3-2
9-13-87	W	3-0

TEXAS TECH

2-0 (1-0, 0-0, 1-0)

11-27-92	• W	3-0
9-13-19	+ W	3-1

SERIES RECORDS

TWO-TIME NATIONAL CHAMPIONS • 24 NCAA APPEARANCES • 36 ALL-AMERICA AWARDS • THREE OLYMPIANS

TEXAS WOMEN'S		
<i>1-0 (0-0, 0-0, 1-0)</i>		
9-22-78	+ W	2-0
TROY		
<i>1-0 (0-0, 0-0, 1-0)</i>		
9-11-09	+ W	3-1
TULANE		
<i>1-0 (0-0, 0-0, 1-0)</i>		
9-10-04	+ W	3-0
TOWSON		
<i>1-0 (0-0, 0-0, 1-0)</i>		
8-31-13	+ W	3-0
UAB		
<i>1-0 (1-0, 0-0, 0-0)</i>		
11-28-03	• W	3-0
UALR		
<i>1-0 (1-0, 0-0, 0-0)</i>		
8-29-14	• W	3-0
UC DAVIS		
<i>14-8 (7-4, 7-4, 0-0)</i>		
10-27-77	W	3-1
9-19-78	• W	3-1
9-18-79	W	3-0
11-13-04	• W	3-0
10-6-05	• W	3-0
11-5-05	W	3-0
10-5-06	W	3-2
11-2-06	• W	3-2
9-19-07	• W	3-1
11-16-07	W	3-0
9-24-08	• W	3-1
11-22-08	W	3-0
9-24-09	L	1-3
11-21-09	• L	0-3
9-23-10	• L	2-3
11-20-10	W	3-2
9-21-11	• L	0-3
11-19-11	L	0-3
9-22-12	L	1-3
11-24-12	• L	1-3
8-31-19	L	0-3
8-29-23	• W	3-1
UC IRVINE		
<i>56-8 (28-3, 25-5, 3-0)</i>		
9-29-79	+ W	2-1
11-1-79	W	3-1
9-26-80	+ W	2-0
10-31-80	+ W	2-0
10-6-84	W	3-1
10-19-84	• W	3-0
10-4-85	• W	3-0
11-1-85	W	3-0
11-29-85	• W	3-0
10-3-86	W	3-0
10-18-86	• W	3-0
10-31-87	W	3-0
11-6-87	• W	3-0
10-8-88	L	2-3
11-5-88	• W	3-1
10-6-89	• W	3-1
11-3-89	W	3-0
9-28-90	• W	3-0
10-27-90	W	3-2
10-4-91	W	3-0

11-2-91	• W	3-0
9-18-92	• W	3-0
11-21-92	W	3-0
9-17-93	W	3-1
11-20-93	• W	3-1
10-15-94	W	3-0
11-11-94	• W	3-0
10-14-95	• W	3-0
11-3-95	W	3-0
9-27-96	W	3-0
11-16-96	• W	3-0
9-25-97	• W	3-0
11-15-97	W	3-0
10-8-98	• W	3-0
10-31-98	W	3-0
10-8-99	W	3-0
10-30-99	• W	3-0
10-26-00	• W	3-0
11-17-00	W	3-0
10-6-01	• W	3-0
11-2-01	W	3-0
10-12-02	W	3-1
11-7-02	• L	1-3
9-27-03	L	0-3
10-23-03	• W	3-0
9-25-04	• W	3-0
10-22-04	W	3-0
10-8-05	• W	3-0
11-19-05	W	3-2
10-7-06	W	3-1
11-16-06	• L	2-3
10-5-07	L	0-3
11-3-07	• L	2-3
10-10-08	• W	3-0
11-8-08	L	1-3
10-2-09	L	1-3
10-31-09	• W	3-1
10-1-10	• W	3-0
10-30-10	W	3-0
9-23-11	• W	3-2
10-22-11	W	3-0
10-5-12	W	3-0
11-3-12	• W	3-2
9-13-13	• W	3-0
11-29-17	• L	3-0
UCLA		
<i>12-14 (7-5, 1-2, 4-7)</i>		
10-2-77	• L	0-3
10-15-78	• L	1-3
11-2-79	L	0-2
11-11-79	• W	3-2
11-23-79	+ L	2-3
12-8-79	+ L	1-3
9-12-80	+ W	3-1
11-15-80	• W	3-0
12-13-80	+ W	3-2
11-14-81	• W	3-1
12-4-81	W	3-0
11-5-83	+ W	2-0
11-12-83	• W	3-0
12-17-83	+ L	2-3
10-12-84	L	1-3
11-11-84	• W	3-2
11-17-85	• W	3-2
12-20-85	+ W	3-1
10-11-86	+ L	2-3
10-6-87	• L	2-3
11-25-89	• W	3-2
11-24-90	• L	2-3
12-15-90	+ L	0-3
11-27-93	• L	1-3

9-17-94	+ L	1-3
12-8-00	+ L	1-3
UC RIVERSIDE		
<i>23-1 (11-1, 12-0, 0-0)</i>		
9-22-01	W	3-0
10-18-01	• W	3-0
9-28-02	• W	3-0
10-25-02	W	3-0
10-11-03	W	3-1
11-6-03	• W	3-0
10-9-04	• W	3-0
11-5-04	W	3-2
9-24-05	W	3-1
10-20-05	• W	3-0
9-23-06	• W	3-1
10-13-06	W	3-0
10-6-07	W	3-0
11-2-07	• W	3-0
10-11-08	• W	3-0
11-7-08	W	3-1
10-3-09	W	3-0
10-30-09	+ L	2-3
9-25-10	W	3-0
10-22-10	• W	3-0
10-8-11	• W	3-0
11-4-11	W	3-0
9-29-12	• W	3-0
10-26-12	W	3-2
UC SAN DIEGO		
<i>2-0 (1-0, 1-0, 0-0)</i>		
9-3-21	• W	3-0
9-10-22	W	3-2
UC SANTA BARBARA		
<i>50-29 (24-14, 19-13, 7-2)</i>		
11-3-78	+ L	0-2
9-27-79	• W	3-0
9-29-79	+ W	2-1
11-23-79	+ W	3-1
10-11-80	• W	3-0
11-9-80	• W	3-1
10-9-81	W	3-0
11-21-81	• W	3-0
10-9-82	W	3-2
10-29-82	• W	3-0
11-5-82	+ W	2-0
9-20-83	• W	3-0
10-8-83	W	3-0
9-29-84	• W	3-0
11-16-84	W	3-0
10-12-85	+ W	3-2
10-27-85	• W	3-2
11-24-85	W	3-1
11-30-85	• W	3-1
9-7-86	• L	1-3
11-9-86	W	3-1
9-25-87	W	3-0
11-13-87	• W	3-2
9-30-88	• W	3-1
10-27-88	W	3-0
12-3-88	+ W	3-0
9-30-89	W	3-0
10-27-89	• W	3-0
10-7-90	W	3-0
11-2-90	• L	2-3
12-7-90	+ W	3-0
10-12-91	• L	1-3
11-8-91	W	3-2
11-30-91	• W	3-0
9-26-92	W	3-2

10-9-92	• W	3-1
12-10-92	+ W	3-1
9-26-93	• L	2-3
10-22-93	L	1-3
10-7-94	• W	3-1
11-5-94	W	3-1
12-3-94	• W	3-2
10-6-95	L	0-3
11-4-95	• W	3-1
10-12-96	• W	3-1
11-1-96	L	2-3
10-11-97	L	0-3
10-31-97	• L	2-3
11-22-97	+ L	2-3
10-3-98	L 1-3	
11-5-98	• W	3-1
10-2-99	• L	0-3
11-5-99	W	3-2
9-23-00	L	1-3
10-19-00	• W	3-0
10-30-01	• W	3-2
11-16-01	W	3-1
9-21-02	L	0-3
11-21-02	• L	0-3
10-2-03	• L	2-3
11-1-03	L	1-3
10-1-04	W	3-0
10-30-04	• L	1-3
10-15-05	L	2-3
11-10-05	• L	2-3
10-21-06	• L	0-3
11-10-06	L	0-3
9-28-07	• W	3-0
10-27-07	L	1-3
10-3-08	W	3-2
11-1-08	• W	3-1
10-16-09	L	2-3
11-14-09	• W	3-0
10-15-10	• L	0-3
11-13-10	W	3-2
9-30-11	L	1-3
10-29-11	• L	2-3
10-13-12	• L	2-3
11-9-12	W	3-2
UC SANTA CRUZ		
<i>2-0 (0-0, 2-0, 0-0)</i>		
11-6-75	W	2-1
11-10-76	W	2-0
UIC		
<i>0-1 (0-0, 0-0, 0-1)</i>		
9-2-22	+ L	0-3
UNLV		
<i>5-1 (1-0, 4-0, 0-1)</i>		
9-8-84	W	3-1
9-8-84	W	3-0
9-27-85	W	3-1
11-10-85	• W	3-0
9-14-19	W	3-1
9-17-21	+ L	1-3
USC		
<i>11-8 (5-2, 0-1, 6-5)</i>		
10-20-79	+ W	3-0
11-10-79	• W	3-0
9-13-80	+ L	1-3
10-9-80	• L	2-3
11-1-80	+ W	1-0
11-16-80	• W	3-2
11-29-80	+ L	1-3

SERIES RECORDS

TWO-TIME NATIONAL CHAMPIONS • 24 NCAA APPEARANCES • 36 ALL-AMERICA AWARDS • THREE OLYMPIANS

11-29-80	+	L	2-3
12-13-80	+	L	0-3
12-18-81	+	L	2-3
11-5-83	+	W	2-0
11-5-83	+	W	2-0
10-13-84		L	1-3
11-3-84	+	W	2-1
11-15-86	•	W	3-0
10-10-87	+	W	3-1
11-29-91	•	W	3-1
12-2-95	•	L	0-3
11-28-98	•	W	3-2

UTAH

2-2 (0-1, 0-1, 2-0)

11-3-79	+	W	2-0
8-31-02		L	2-3
11-29-08	•	L	1-3
9-17-10	+	W	3-1

UTAH STATE

29-8 (14-0, 11-3, 4-3)

11-4-77	+	L	0-2
11-4-78	+	L	0-2
10-18-79		L	0-3
9-12-80	+	W	3-0
10-31-80	+	W	2-1
12-12-80	+	W	3-2
11-6-81	+	L	1-2
11-9-90		W	3-0
11-10-90		W	3-0
9-17-91	•	W	3-0
9-21-91	•	W	3-0
10-30-92		W	3-0
10-31-92		W	3-0
11-5-93	•	W	3-0
11-6-93	•	W	3-0
10-21-94		W	3-0
10-22-94		W	3-0
10-20-95	•	W	3-0
10-21-95	•	W	3-0
10-24-96	•	W	3-0
10-24-97		W	3-0
11-12-98	•	W	3-0
11-11-99		W	3-0
11-20-99	•	W	3-0
10-7-00	•	W	3-0
11-2-00		W	3-0
10-11-01		L	2-3
11-10-01	•	W	3-0
10-17-02	•	W	3-0
11-16-02		W	3-0
9-20-03	•	W	3-0
11-20-03		L	1-3
9-18-04		W	3-2
11-18-04	•	W	3-0
8-26-11	+	W	3-0
9-7-13	+	L	2-3
9-1-17		L	2-3

UTEP

3-1 (1-0, 0-0, 2-1)

9-7-07	+	W	3-0
11-20-13	•	W	3-1
9-7-19	+	W	3-2
8-27-22	+	L	2-3

VIRGINIA

0-1 (0-0, 0-0, 0-1)

9-8-06	+	L	1-3
--------	---	---	-----

VIRGINIA

COMMONWEALTH

0-1 (0-0, 0-0, 0-1)

8-26-05	+	L	1-3
---------	---	---	-----

VIRGINIA TECH

0-1 (0-0, 0-0, 1-0)

8-30-13+		L	0-3
----------	--	---	-----

WASHINGTON

7-4 (3-1, 1-1, 3-2)

10-31-80	+	W	2-1
12-12-80	+	W	2-0
10-15-82		W	3-0
10-27-83	•	W	3-0
11-3-84	+	W	2-0
9-9-89	•	W	3-0
9-13-96	+	L	1-3
12-7-97		L	1-3
9-9-99	•	W	3-0
11-30-02	•	L	0-3
9-11-08	+	L	0-3

WASHINGTON STATE

4-0 (1-0, 2-0, 1-0)

10-16-82		W	3-0
10-28-83	•	W	3-0
9-1-01		W	3-2
8-25-12	+	W	3-0

WEBER STATE

1-0 (1-0, 0-0, 0-0)

9-20-79	•	W	3-0
---------	---	---	-----

WEST VIRGINIA

1-0 (1-0, 0-0, 0-0)

9-12-16	•	W	3-1
---------	---	---	-----

WESTERN MICHIGAN

1-1 (0-0, 0-0, 1-1)

9-16-89	+	W	3-0
8-29-08	+	L	0-3

WICHITA STATE

1-0 (0-0, 0-0, 1-0)

9-5-03	+	W	3-1
--------	---	---	-----

WINTHROP

1-0 (1-0, 0-0, 0-0)

9-14-13	•	W	3-0
---------	---	---	-----

WISCONSIN

3-0 (2-0, 1-0, 0-0)

9-8-89	•	W	3-0
9-12-92		W	3-0
8-24-01	•	W	3-0

WISCONSIN-GREEN BAY

1-0 (0-0, 1-0, 0-0)

8-28-09	+	W	3-1
---------	---	---	-----

WYOMING

3-0 (1-0, 1-0, 1-0)

9-15-80	•	W	3-0
11-5-83	+	W	2-0
9-11-86		W	3-0

YALE

1-0 (1-0, 0-0, 0-0)

9-15-06	•	W	3-1
---------	---	---	-----

Results Legend

- Conference Match
- \$ Wendy's/Bankers
- & AIAW Tournament
- # NCAA First/Second Round
- % NCAA Regional
- + NCAA Final Four
- ! State Farm Volleyball Classic
- CAPS denote home match
- * Impacted by COVID-19 Pandemic

Note: In 2001 the NCAA adopted the rally scoring format in which games were played to 30. In 2008, the NCAA changed the games to be played to 25, except in game five, which is played to 15.

2023 - Head Coach: Greg Gibbons

18-11 Overall/10-6 WCC

A25	vs. North Carolina	L	25-27, 25-22, 22-25, 25-22, 13-15
A26	at Arizona	L	19-25, 25-22, 23-25, 19-25
A29	UC DAVIS	W	25-23, 26-28, 26-24, 25-20
S1	vs. Nevada	W	25-21, 25-22, 25-23
S1	vs. Seattle	W	25-22, 26-24, 25-12
S2	at Eastern Washington	W	25-17, 26-24, 25-14
S8	vs. Bowling Green	W	16-25, 25-19, 25-20, 27-29, 15-10
S9	at Colorado State	L	24-26, 19-25, 26-24, 21-25
S10	vs. No. 14 Baylor	L	12-25, 23-25, 18-25
S14	FRESNO STATE	W	27-25, 25-22, 25-21
S15	CSU BAKERSFIELD	W	25-20, 25-12, 28-26
S16	SACRAMENTO STATE	W	25-21, 24-26, 25-16, 25-9
S21	at Pepperdine	L	23-25, 23-25, 23-25
S28	SAN FRANCISCO	W	25-18, 20-25, 16-25, 25-20, 15-13
S30	SANTA CLARA	W	25-15, 27-25, 25-13
O5	at LMU	L	25-23, 25-20, 25-27, 25-27, 12-15
O7	at San Diego	L	18-25, 14-25, 21-25
O12	PORTLAND	W	25-22, 25-17, 22-25, 25-16
O14	GONZAGA	W	25-14, 25-23, 25-17
O19	SAINT MARY'S	L	25-19, 25-22, 20-25, 12-25, 16-18
O21	at Santa Clara	W	25-21, 21-25, 25-17, 25-13
O28	LMU	W	18-25, 25-22, 17-25, 25-16, 15-12
N2	at San Francisco	W	25-20, 19-25, 25-9, 25-16
N4	SAN DIEGO	L	25-21, 17-25, 16-25, 25-23, 4-15
N9	at Portland	W	25-18, 25-14, 25-22
N11	at Gonzaga	W	25-16, 25-15, 18-25, 25-22
N16	PEPPERDINE	W	24-26, 25-18, 25-15, 13-25, 15-12
N18	at Saint Mary's	L	18-25, 18-25, 19-25
N30	vs. Montana State	L	16-25, 25-19, 18-25, 23-25

2022 - Head Coach: Greg Gibbons

18-14 Overall/8-10 WCC

A26	at Northwestern	L	20-25, 18-25, 17-25
A26	vs. Northeastern	W	25-18, 25-19, 25-23
A27	vs. UTEP	L	25-22, 25-18, 16-25, 20-25, 9-15
S1	at Chicago State	W	25-16, 26-24, 28-26
S2	vs. UIC	L	22-25, 25-21, 16-25, 22-25
S3	vs. Eastern Illinois	W	25-14, 25-17, 25-15
S9	vs. New Mexico	L	21-25, 21-25, 22-25
S9	vs. Liberty	W	22-25, 25-18, 25-19, 16-25, 18-16
S10	at UC San Diego	W	25-21, 20-25, 21-25, 25-16, 15-11
S16	at CSU Bakersfield	W	16-25, 25-18, 22-25, 26-24, 15-6
S16	vs. Fresno State	W	25-23, 13-25, 25-16, 23-25, 15-11
S17	vs. Sacramento State	W	25-23, 25-20, 25-22
S22	at Gonzaga	W	10-25, 25-22, 25-18, 25-15
S24	at Portland	L	25-22, 20-25, 21-25, 28-26, 12-15
S27	SANTA CLARA	L	26-28, 25-27, 25-21, 17-25
S30	SAINT MARY'S	W	25-18, 25-16, 25-21
O6	at No. 20 Pepperdine	L	14-25, 17-25, 19-25
O8	at LMU	L	18-25, 13-25, 19-25
O13	No. 4 SAN DIEGO	L	17-25, 23-25, 15-25
O15	No. 12 BYU	W	25-21, 17-25, 25-22, 10-25,

15-10	O20 at Santa Clara	W	25-23, 25-19, 20-25, 25-23
O22	SAN FRANCISCO	L	21-25, 25-23, 22-25, 25-18, 10-15
O28	at Saint Mary's	W	25-23, 25-18, 21-25, 25-17
N3	LMU	L	18-25, 17-25, 13-25
N5	PEPPERDINE	L	16-25, 23-25, 20-25
N10	at BYU	L	Forfeit
N12	at No. 2 San Diego	L	18-25, 12-25, 20-25
N17	PORTLAND	W	16-25, 30-28, 25-17, 27-25, 15-8
N19	GONZAGA	W	25-19, 18-25, 25-22, 25-14
N22	at San Francisco	W	25-23, 25-19, 25-12
D2	vs. Omaha	W	25-20, 22-25, 25-19, 27-25
D3	vs. Santa Clara	W	25-18, 21-25, 25-12, 25-18
D8	vs. Drake	L	22-25, 17-25, 21-25

2021* - Head Coach: Greg Gibbons

13-16 Overall/10-8 WCC

A27	at SMU	L	12-25, 14-25, 21-25
A27	vs. North Carolina	L	17-25, 22-25, 25-22, 16-25
A28	vs. Stephen F. Austin	L	21-25, 25-15, 24-26, 20-25
S3	TARLETON STATE	W	25-22, 25-18, 25-17
S3	UC SAN DIEGO	W	20-25, 16-25, 22-25
S4	CALIFORNIA	L	19-125, 25-22, 23-25, 25-21, 15-17
S10	vs. Boise State	L	19-25, 18-25, 16-25
S10	at Sacramento State	L	19-25, 20-25, 28-26, 25-21, 15-17
S11	vs. CSUN	W	14-25, 25-15, 25-21, 26-24
S16	at Arizona State	L	20-25, 15-25, 26-24, 20-25
S17	vs. UNLV	L	25-22, 23-25, 19-25, 23-25
S23	• at No. 11 BYU	L	13-25, 12-25, 17-25
S25	• at No. 25 San Diego	L	22-25, 19-25, 13-25
S28	• SAN FRANCISCO	W	23-25, 25-17, 25-16, 25-14
S30	• at Portland	W	25-19, 25-21, 25-10
O2	• at Gonzaga	W	21-25, 25-23, 25-20, 25-18
O7	• No. 23 PEPPERDINE	W	21-25, 25-20, 22-25, 25-23, 15-13
O9	• LMU	L	21-25, 21-25, 25-12, 25-21, 8-15
O15	• at Saint Mary's	L	17-25, 18-25, 23-25
O21	• at Santa Clara	L	20-25, 25-20, 14-25, 18-25
O23	• at San Francisco	W	25-22, 26-24, 25-22
O28	• GONZAGA	W	25-19, 25-22, 25-23
O30	• PORTLAND	W	25-17, 25-18, 25-16
N4	• at LMU	W	25-23, 25-21, 24-26, 26-24
N6	• at Pepperdine	L	15-25, 19-25, 20-25
N12	• SAINT MARY'S	W	29-27, 23-25, 25-23, 25-17
N18	• No. 4 BYU	L	20-25, 17-25, 27-29
N20	• No. 23 SAN DIEGO	W	25-21, 25-22, 18-25, 25-20
N23	• SANTA CLARA	L	25-17, 14-25, 21-25, 20-25
D3	vs. Portland State	L	28-26, 15-25, 12-25, 25-23, 7-15

2020* - Head Coach: Greg Gibbons

2-7 Overall/WCC

F5	• GONZAGA	L	25-19, 22-25, 25-15, 19-25, 12-15
F6	• GONZAGA	W	25-14, 25-21, 23-25, 25-20
F9	• SAN FRANCISCO	L	25-19, 15-25, 25-23, 24-26, 14-16
F10	• at San Francisco	L	26-24, 22-25, 17-25, 20-25
F16	• at Pepperdine	L	23-25, 18-25, 32-30, 14-25
F17	• at Pepperdine	L	25-20, 21-25, 25-21, 17-25, 12-15
F23	• SANTA CLARA	W	22-25, 28-30, 25-19-25-20-15-12
F24	• at Santa Clara	L	23-25, 15-25, 27-29
M9	• at Saint Mary's	L	23-25, 21-25, 18-25

2019 - Head Coach: Greg Gibbons

13-17 Overall/5-13 WCC

A30	vs. San Jose State	W	26-24, 25-12, 24-26, 25-13
A30	vs. Montana	W	25-8, 25-21, 25-17
A31	at UC Davis	L	23-25, 26-28, 19-25
S6	at New Mexico State	L	22-25, 7-25, 18-25
S7	vs. New Mexico	L	21-25, 20-25, 16-25
S7	vs. UTEP	W	25-14, 17-25, 21-25, 25-22, 15-11
S13	vs. Texas Tech	W	23-25, 25-22, 25-23, 27-25

YEARLY RESULTS

TWO-TIME NATIONAL CHAMPIONS • 24 NCAA APPEARANCES • 36 ALL-AMERICA AWARDS • THREE OLYMPIANS

S13 vs. Idaho	W	23-25, 23-25, 25-16, 25-23, 15-10
S14 at UNLV	W	25-19, 27, 23-25, 25-19
S20 vs. Illinois	L	25-19, 12-25, 17-25, 14-25
S20 at Butler	W	25-22, 16-25, 25-15, 23-25, 15-10
S21 vs. Belmont	W	25-15, 25-20, 24-26, 25-10
S27 • at Saint Mary's	W	17-25, 25-22, 25-21, 22-25, 15-11
O1 • at San Francisco	W	21-25, 25-19, 25-17, 23-25, 16-13
O3 • No. 9 BYU	L	19-25, 17-25, 24-26
O5 • SAN DIEGO	L	17-25, 27-25, 24-26, 16-25
O10 • at Portland	L	23-25, 25-23, 17-25, 25-18, 13-15
O12 • at Gonzaga	W	25-27, 29-27, 25-22, 25-20
O17 • PEPPERDINE	L	25-15, 17-25, 13-25, 17-25
O19 • LMU	L	17-25, 25-17, 27-25, 12-15
O24 • SAN FRANCISCO	W	26-24, 18-25, 25-21, 25-16
O26 • SANTA CLARA	L	25-14, 19-25, 19-25, 25-27
O31 • at San Diego	L	18-25, 17-25, 16-25
N2 • at BYU	L	25-22, 11-25, 12-25, 20-25
N7 • GONZAGA	L	25-18, 25-16, 19-25, 19-25, 6-15
N9 • PORTLAND	W	25-22, 25-22, 23-25, 25-14
N14 • at LMU	L	21-25, 16-25, 26-28
N16 • at Pepperdine	L	15-25, 25-20, 20-25, 18-25
N22 • SAINT MARY'S	L	18-25, 19-25, 25-21, 16-25
N26 • at Santa Clara	L	16-25, 24-26, 24-26

2018 - Head Coach: Greg Gibbons 13-16 Overall/8-10 WCC

A24 vs. New Mexico State	L	23-25, 25-14, 26-28, 22-25
A25 vs. Texas-Arlington	W	28-26, 19-25, 22-25, 25-21, 16-14
A25 at Arizona State	L	25-23, 25-27, 21-25, 21-25
A31 vs. San Diego State	W	19-25, 25-18, 25-16, 22-25, 15-9
A31 vs. Lipscomb	W	22-25, 25-16, 25-15, 25-22
S1 at Arizona	L	22-25, 19-25, 21-25
S7 vs. Alabama State	W	25-19, 25-8, 21-25, 25-14
S7 at Northern Colorado	L	25-19, 21-25, 11-25, 22-25
S8 SAN JOSE STATE	L	20-25, 25-17, 25-20, 26-28, 9-15
S13 at California	L	26-24, 25-22, 24-26, 20-25, 11-5
S15 NEVADA	W	30-28, 25-15, 25-14
S20 • at No. 1 BYU	L	12-25, 20-15, 14-25
S22 • at No. 24 San Diego	L	17-25, 22-25, 19-25
S25 • SANTA CLARA	W	25-20, 25-18, 25-20
S28 • SAINT MARY'S	L	19-25, 25-26, 28-26, 14-25, 10-15
O4 • at Pepperdine	L	20-25, 20-25, 25-17, 11-25
O6 • at LMU	L	20-25, 28-26, 20-25, 25-22, 10-15
O11 • PORTLAND	L	19-25, 17-25, 22-25
O13 • GONZAGA	W	25-21, 25-22, 23-25, 28-30, 15-8
O18 • at Santa Clara	L	21-25, 14-25, 25-22, 18-25
O20 • at San Francisco	W	20-25, 25-19, 25-17, 25-9
O26 • at Saint Mary's	L	13-25, 23-25, 17-25
N1 • LMU	W	25-22, 25-14, 25-16
N3 • PEPPERDINE	W	25-23, 24-26, 15-25, 30-28, 21-19
N8 • at Gonzaga	W	25-14, 28-26, 25-20
N10 • at Portland	W	25-20, 25-18, 25-19
N16 vs. San Diego	L	20-25, 17-25, 18-25
N17 vs. BYU	L	17-25, 19-25, 17-25
N20 • at San Francisco	W	25-19, 22-25, 25-23, 20-25, 15-9

2017 - Head Coach: Greg Gibbons 17-14 Overall/11-7 WCC

A25 vs. Kansas State	L	25-15, 26-28, 13-25, 29-31
A25 at Oregon State	L	8-25, 25-21, 18-25, 14-25
A26 at Idaho	W	25-18, 25-17, 25-23
A30 at Sacramento State	W	25-14, 23-25, 25-18, 25-15
S1 at Utah State	L	25-23, 19-25, 20-25, 25-22, 10-15
S2 vs. UC Santa Barbara	W	25-23, 25-17, 19-25, 25-14

S2 vs. Montana State	L	24-26, 25-23, 22-25, 25-19, 11-15
S8 vs. Long Beach State	W	25-20, 25-20, 25-16
S9 at San Diego State	L	19-25, 17-25, 22-25
S15 at Stanford	L	11-25, 13-25, 19-25
S16 CALIFORNIA	W	15-25, 25-23, 23-25, 25-21, 15-7
S21 • at Portland	W	25-20, 25-22, 22-25, 17-25, 15-9
S23 • at Gonzaga	L	25-16, 21-25, 17-25, 28-26, 12-15
S26 • SANTA CLARA	W	25-18, 25-22, 25-20
S28 • at Pepperdine	L	22-25, 18-25, 25-18, 25-27
S30 • at LMU	L	17-25, 19-25, 13-25
O5 • No. 19 SAN DIEGO	L	21-25, 28-30, 25-21, 25-21, 5-15
O7 • No. 8 BYU	L	19-25, 20-25, 16-25
O14 • at Saint Mary's	W	25-23, 25-17, 22-25, 25-21
O19 • at Santa Clara	W	17-25, 25-14, 25-18, 25-14
O21 • at San Francisco	W	25-22, 25-18, 25-14
O26 • LMU	W	25-21, 25-23, 28-26
O28 • PEPPERDINE	W	25-22, 14-25, 25-21, 25-15
N2 • at BYU	L	21-25, 17-25, 17-25
N4 • at San Diego	L	21-25, 12-25, 20-25
N11 • SAINT MARY'S	W	20-25, 25-20, 25-15, 22-25, 15-11
N16 • GONZAGA	W	25-19, 25-14, 25-17
N18 • PORTLAND	W	25-18, 25-20, 25-17
N21 • SAN FRANCISCO	W	25-7, 25-20, 25-21
N28 BOISE STATE	W	25-15, 25-21, 25-16
N29 UC IRVINE	W	12-15, 13-25, 25-19, 25-13, 13-15

2016 - Head Coach: Greg Gibbons 15-15 Overall/9-9 WCC

A26 vs Furman	W	25-18, 25-12, 16-25, 25-22
A27 vs. Georgia Tech	L	23-25, 24-26, 25-23, 21-25
A27 at Auburn	W	25-22, 28-26, 25-17
S1 vs. No. 8 UCLA	L	25-22, 21-25, 18-25, 19-25
S2 at No. 15 Hawai'i	L	15-25, 18-25, 23-25
S3 vs. Missouri State	L	14-25, 23-25, 19-25
S9 NORTHERN COLORADO	W	21-25, 25-11, 25-27, 25-15, 15-12
S10 SOUTH DAKOTA	L	22-25, 25-18, 24-26, 23-25
S10 OREGON STATE	L	25-18, 25-23, 18-25, 23-25, 15-11
S12 WEST VIRGINIA	W	20-25, 25-15, 25-23, 25-23
S16 CALIFORNIA	W	25-15, 25-17, 25-14
S17 No. 12 STANFORD	L	21-25, 22-25, 17-25
S22 • PORTLAND	W	25-14, 25-20, 23-25, 25-23
S24 • GONZAGA	W	26-24, 25-19, 25-21
S27 • at Santa Clara	W	25-22, 21-25, 20-25, 25-20, 15-13
S29 • PEPPERDINE	L	16-25, 20-25, 23-25
O1 • LMU	W	22-25, 27-25, 25-18, 16-25, 15-9
O6 • at No.5 San Diego	L	21-25, 25-18, 19-25, 25-22, 12-15
O8 • at No. 13 BYU	L	22-25, 11-25, 17-25
O15 • SAINT MARY'S	W	25-12, 25-21, 25-16
O20 • SANTA CLARA	W	25-15, 25-23, 25-21
O22 • SAN FRANCISCO	W	25-12, 25-17, 25-13
O27 • at LMU	W	18-25, 24-26, 25-17, 25-19, 15-10
O29 • at Pepperdine	L	25-21, 25-22, 22-25, 24-26, 10-15
N3 • No. 14 BYU	L	15-25, 20-25, 19-25
N5 • No. 7 SAN DIEGO	L	21-25, 23-25, 19-25
N10 • at Saint Mary's	L	23-25, 23-25, 25-23, 21-25
N17 • at Gonzaga	L	17-25, 27-25, 18-25, 23-25
N19 • at Portland	L	20-25, 19-25, 20-25
N22 • at San Francisco	W	25-16, 25-17, 25-18

2015 - Head Coach: Greg Gibbons 17-13 Overall/8-10 WCC

A28 vs. South Dakota State	W	25-17, 25-15, 25-8
A29 vs. Iowa	L	23-25, 18-25, 25-22, 25-19, 12-15
A29 at Northern Illinois	W	29-27, 21-25, 25-17, 25-21
S4 at San Diego State	W	25-23, 25-21, 25-21
S5 vs. Dartmouth	W	25-20, 25-18, 25-18

YEARLY RESULTS

S5	vs. Oregon State	W	25-19, 23-25, 25-19, 25-17
S11	vs. CSU Bakersfield	W	25-11, 29-27, 25-18
S12	vs. Lipscomb	W	27-25, 25-22, 25-13
S12	at Creighton	W	16-25, 25-21, 25-16, 26-24
S18	at No. 8 Stanford	L	22-25, 18-25, 20-25
S19	at California	W	25-18, 36-34, 25-19
S24	• at Gonzaga	L	18-25, 25-21, 23-25, 23-25
S26	• at Portland	W	25-21, 25-21, 16-25, 25-23
S29	• SAN FRANCISCO	W	25-19, 23-25, 25-20, 26-28,
19-17			
O1	• at LMU	W	19-25, 25-16, 28-26, 25-17
O3	• at Pepperdine	L	25-20, 20-25, 23-25, 25-18,
11-15			
O8	• No. 15 BYU	L	25-20, 25-18, 16-25, 14-25, 15-8
O10	• SAN DIEGO	L	19-25, 23-25, 23-25
O17	• SAINT MARY'S	W	22-25, 25-15, 21-25, 25-22,
16-14			
O22	• at Santa Clara	L	19-25, 25-21, 7-25, 25-20, 15-6
O24	• at San Francisco	W	25-20, 25-22, 25-21
O29	• PEPPERDINE	L	22-25, 21-25, 25-18, 21-25
O31	• LMU	L	18-25, 21-25, 22-25
N5	• at No. 22 San Diego	L	23-25, 18-25, 19-25
N7	• at No. 14 BYU	L	28-25, 23-25, 17-25
N13	• at Saint Mary's	W	25-13, 25-21, 25-27, 25-16
N19	• PORTLAND	W	25-9, 25-16, 25-22
N21	• GONZAGA	W	25-20, 25-23, 23-25, 18-25,
15-12			
N24	• SANTA CLARA	L	30-32, 28-26, 15-25, 10-25
N27	at Long Beach State	L	24-26, 20-25, 21-25

2014 - Head Coach: Greg Gibbons 24-7 Overall/13-5 WCC

A29	UALR	W	25-15, 25-19, 25-11
A30	RIDER	W	25-16, 25-11, 25-11
A30	No. 5 USC	L	17-25, 25-21, 20-25, 25-23,
10-15			
S4	at Seattle	W	25-21, 25-21, 20-25, 25-21
S5	vs. Oregon State	L	21-25, 16-25, 19-25
S6	vs. Lafayette	W	25-9, 25-8, 25-16
S12	at California	W	25-22, 25-20, 25-21
S13	vs. UC Santa Barbara	W	25-19, 25-21, 25-23
S13	vs. Nevada	W	25-23, 25-20, 21-25, 25-20
S19	vs. SIUE	W	25-16, 25-10, 25-18
S19	vs. North Dakota	W	21-25, 25-17, 25-13, 29-27
S20	vs. Mississippi Valley	W	25-8, 25-9, 25-10
S20	at Mississippi State	W	25-13, 25-20, 25-11
S25	• No 21 LMU	W	20-25 21-25, 25-22, 25-22,
15-11			
S27	• PEPPERDINE	W	25-13, 25-13, 25-16
S30	• at Santa Clara	L	22-25, 20-25, 21-25
O4	• SAINT MARY'S	W	25-23, 25-23, 25-11
O9	• No. 10 BYU	L	25-20, 17-25, 21-25, 17-25
O10	• SAN DIEGO	L	27-25, 25-23, 25-27, 22-25,
13-15			
O16	• at Gonzaga	W	18-25, 25-14, 23-25, 25-20,
15-12			
O18	• at Portland	W	25-18, 25-14, 25-11
O23	• SAN FRANCISCO	W	25-18, 29-27, 25-21
O25	• SANTA CLARA	W	25-13, 25-17, 25-15
O30	• at Saint Mary's	W	25-20, 25-22, 25-16
N6	• at San Diego	L	20-25, 14-25, 25-22, 19-25
N8	• at No. 14 BYU	L	21-25, 25-27, 24-26
N13	• PORTLAND	W	25-11, 25-22, 25-20
N15	• GONZAGA	W	19-25, 22-25, 25-22, 25-21,
15-11			
N20	• at Pepperdine	W	21-25, 25-18, 25-21, 25-20
N22	• at LMU	W	25-17, 18-25, 25-16, 19-25, 15-9
N25	• at San Francisco	W	25-20, 25-17, 22-25, 25-21

2013 - Head Coach: Greg Gibbons 15-15 Overall/7-11 WCC

A30	vs. Saint Francis	W	25-8, 25-9, 25-14
A30	at Virginia Tech	L	22-25, 15-25, 21-25
A31	vs. Towson	W	25-21, 25-17, 25-23
A31	vs. No. 14 Michigan State	W	25-15, 25-11, 25-18
S4	at No. 3 Stanford	L	14-25, 11-25, 14-25
S6	vs. Oklahoma	W	27-25, 20-25, 16-25, 25-22,
15-12			

S7	vs. Utah State	L	25-16, 25-11, 22-25, 22-25, 11-5
S7	at Portland State	L	18-25, 15-25, 26-24, 26-24,
15-17			
S13	UC RIVERSIDE	W	25-17, 25-16, 25-17
S14	WINTHROP	W	25-18, 25-13, 25-16
S14	SAN JOSE STATE	W	25-21, 25-23, 25-15
S19	• GONZAGA	W	22-25, 25-23, 25-19, 25-18
S21	• PORTLAND	W	25-16, 25-19, 25-18
S26	• at No. 8 San Diego	L	10-25, 21-25, 18-25
S28	• at BYU	L	20-25, 9-25, 22-25
O5	• at Saint Mary's	L	22-25, 17-25, 25-21, 20-25
O10	• PEPPERDINE	L	25-17, 19-25, 25-21, 23-25, 13-15
O12	• LMU	W	25-23, 15-25, 28-26, 25-15
O17	• at Santa Clara	W	24-26, 30-28, 25-19, 25-15
O19	• at San Francisco	L	24-26, 21-25, 25-19, 25-18, 8-15
O24	• No. 19 BYU	L	20-25, 22-25, 25-22, 23-25
O26	• No. 9 SAN DIEGO	L	20-25, 22-25, 18-25
O31	• SAINT MARY'S	L	21-25, 17-25, 23-25
N7	• at LMU	L	25-27, 18-25, 15-25
N9	• at Pepperdine	L	22-25, 22-25, 24-26
N14	• SAN FRANCISCO	W	23-25, 25-20, 25-18, 25-22
N16	• SANTA CLARA	L	18-25, 22-25, 25-23, 25-21,
12-15			
N21	• at Portland	W	21-25, 18-25, 36-34, 25-23,
15-13			
N23	• at Gonzaga	W	25-17, 25-21, 16-25, 25-21
N30	UTEP	W	25-14, 25-21, 23-25, 25-22

2012 - Head Coach: Greg Gibbons 20-11 Overall/8-10 Big West

A24	at Idaho	W	23-25, 24-26, 25-18, 25-17,
15-9			
A25	vs. Washington State	W	25-21, 25-14, 25-16
A25	vs. Montana	W	19-25, 21-25, 25-20, 25-15,
15-8			
A31	\$ PORTLAND STATE	W	25-21, 27-25, 25-20
S1	\$ NEVADA	W	25-18, 25-21, 25-14
S1	\$ NORTHERN ILLINOIS	W	25-15, 25-9, 25-21
S7	vs. Loyola (Chi.)	W	25-17, 26-24, 25-6
S8	vs. Santa Clara	W	25-19, 24-26, 25-18, 18-25,
15-9			
S8	at No. 8 Stanford	L	16-25, 22-25, 17-25
S14	vs. Iowa	W	25-17, 25-19, 24-26, 25-22
S14	at Marquette	W	23-25, 25-21, 22-25, 25-20,
15-9			
S15	vs. Milwaukee	W	22-25, 25-19, 25-18, 25-17
S22	• at UC Davis	L	22-25, 25-14, 19-25, 20-25
S25	at San Jose State	W	25-21, 25-17, 25-20
S28	• CAL STATE FULLERTON	W	25-22, 14-25, 20-25, 25-13,
15-13			
S29	• UC RIVERSIDE	W	25-23, 25-18, 25-20
O5	• at UC Irvine	W	25-18, 25-15, 25-18
O6	• at Long Beach State	L	16-25, 24-26, 18-25
O12	• CAL POLY	W	25-12, 25-14, 25-12
O13	• UC SANTA BARBARA	L	23-25, 25-17, 25-20, 23-25,
12-15			
O18	• at Cal State Northridge	L	23-25, 19-25, 25-18, 25-21, 11-15
O20	• at No. 9 Hawai'i	L	25-14, 25-22, 16-25, 14-25, 11-15
O26	• at UC Riverside	W	21-25, 21-25, 25-23, 25-14,
15-11			
O27	• at Cal State Fullerton	L	19-25, 26-28, 25-16, 25-23, 9-15
N2	• LONG BEACH STATE	L	25-20, 20-25, 16-25, 27-29
N3	• UC IRVINE	W	23-25, 25-23, 23-25, 25-17,
15-12			
N9	• at UC Santa Barbara	W	19-25, 25-22, 19-25, 25-17,
21-19			
N10	• at Cal Poly	W	25-21, 25-23, 13-25, 22-25,
15-7			
N16	• NO. 7 HAWAII	L	16-25, 27-25, 25-22, 16-25, 7-15
N17	• CAL STATE NORTHRIDGE	L	
21-25, 21-25, 17-25			
N24	• UC DAVIS	L	23-25, 14-25, 25-20, 15-25

2011 - Head Coach: Greg Gibbons 18-12 Overall/8-8 Big West

A26	vs. Boise State	W	25-22, 25-23, 23-25, 21-25,
15-10			

TWO-TIME NATIONAL CHAMPIONS • 24 NCAA APPEARANCES • 36 ALL-AMERICA AWARDS • THREE OLYMPIANS

YEARLY RESULTS

TWO-TIME NATIONAL CHAMPIONS • 24 NCAA APPEARANCES • 36 ALL-AMERICA AWARDS • THREE OLYMPIANS

A26	vs. Utah State	W	25-13, 25-18, 25-17
A27	at Southern Utah	W	25-16, 25-19, 25-15
S1	vs. No. 18 DUKE	L	24-26, 25-15, 19-25, 11-25
S2	\$ MISSISSIPPI STATE	W	25-22, 25-23, 25-19
S3	\$ ARMY	W	25-22, 25-22, 25-16
S3	\$ DUQUESNE	W	25-13, 25-19, 30-28
S8	vs. Cincinnati	L	22-25, 23-25, 22-25
S9	at No. 12 Hawai'i	L	17-25, 17-25, 25-20, 15-25
S10	vs. Rice	W	25-22, 25-21, 25-27, 25-27,
15-11			
S15	SAN JOSE STATE	L	22-25, 20-25, 25-21, 23-25
S16	LOYOLA MARYMOUNT	W	25-22, 25-22, 25-13
S17	CAL STATE BAKERSFIELD	W	25-19, 25-19, 25-13
S21	• UC DAVIS	L	23-25, 23-25, 15-25
S23	• UC IRVINE	W	21-25, 18-25, 26-24, 25-15,
15-11			
S30	• at UC Santa Barbara	L	21-25, 18-25, 25-22, 6-25
O1	• at Cal Poly	L	17-25, 21-25, 22-25
O7	• CAL STATE NORTHRIDGE	W	
25-23, 17-25, 35-33, 25-11			
O8	• UC RIVERSIDE	W	25-19, 25-16, 25-20
O14	• at Cal State Fullerton	W	26-24, 25-23, 25-19
O15	• at Long Beach State	L	16-25, 25-23, 20-25, 17-25
O22	• at UC Irvine	W	25-14, 25-18, 25-23
O28	• CAL POLY	W	25-19, 25-16, 25-18
O29	• UC SANTA BARBARA	L	23-25, 25-21, 25-22, 23-25,
13-15			
N4	• at UC Riverside	W	25-14, 25-17, 25-15
N5	• at Cal State Northridge	L	23-25, 31-33, 18-25
N11	• LONG BEACH STATE	L	10-25, 20-25, 10-25
N12	• CAL STATE FULLERTON	W	22-25, 22-25, 25-22, 25-20,
15-11			
N19	• at UC Davis	L	21-25, 22-25, 23-25
N25	SEATTLE	W	25-13, 29-27, 25-12

2010 - Head Coach: Greg Gibbons

19-11 Overall/9-7 Big West

A27	vs. No. 23 LSU	L	25-20, 22-25, 19-25, 24-26
A27	at Texas A&M	W	28-26, 23-25, 25-16, 19-25,
15-12			
A28	vs. Siena	W	25-12, 25-16, 25-15
S3	\$ IDAHO	W	25-20, 25-19, 25-20
S4	\$ SANTA CLARA	W	20-25, 20-25, 25-22, 25-18,
15-9			
S10	vs. No. 24 Arizona	W	25-21, 22-25, 25-23, 25-12
S10	vs. Northern Arizona	W	25-18, 25-18, 25-23
S11	at Nevada	L	24-26, 25-27, 21-25
S17	vs. Utah	W	17-25, 26-24, 25-18, 25-22
S18	at Arizona State	L	23-25, 24-26, 25-17, 25-20,
14-16			
S18	vs. No. 21 Michigan	L	25-16, 11-25, 19-25, 19-25
S23	• UC DAVIS	L	22-25, 16-25, 25-20, 25-13,
14-16			
S25	• at UC Riverside	W	25-21, 25-21, 27-25
O1	• UC IRVINE	W	25-16, 25-8, 25-16
O2	• CAL STATE NORTHRIDGE	W	
25-15, 25-18, 25-20			
O8	• at Cal State Fullerton	L	19-25, 16-25, 22-25
O9	• at Long Beach State	L	19-25, 25-23, 14-25, 25-23,
11-15			
O15	• UC SANTA BARBARA	L	27-29, 22-25, 24-26
O16	• CAL POLY	W	11-25, 17-25, 29-27, 25-11,
16-14			
O19	at San Jose State	W	25-23, 25-21, 25-19
O22	• UC RIVERSIDE	W	25-11, 25-15, 25-18
O29	• at Cal State Northridge	W	25-15, 25-22, 22-25, 25-16
O30	• at UC Irvine	W	25-20, 25-22, 25-16
N2	SACRAMENTO STATE	W	25-27, 25-21, 25-8, 26-24
N5	• LONG BEACH STATE	L	14-25, 25-21, 18-25, 19-25
N6	• CAL STATE FULLERTON	L	25-15, 17-25, 15-25, 11-25
N12	• at Cal Poly	L	20-25, 25-20, 23-25, 22-25
N13	• at UC Santa Barbara	W	23-25, 25-20, 23-25, 25-20,
15-12			
N20	• at UC Davis	W	22-25, 25-21, 24-26, 25-17,
15-11			
N27	at Saint Mary's	W	26-24, 25-20, 19-25, 25-23

2009 - Head Coach: David Johnson

17-11 Overall/7-9 Big West

A28	vs. Green Bay	W	14-25, 25-14, 25-12, 25-18
A29	vs. Cal State Bakersfield	W	27-25, 25-23, 25-16
A29	at Fresno State	W	19-25, 25-16, 25-19, 25-19
S4	\$ SAN JOSE STATE	W	25-19, 25-15, 25-19
S5	\$ NO. 5 FLORIDA	L	14-25, 25-20, 19-25, 21-25
S11	vs. Troy	W	25-18, 31-29, 25-27, 25-22
S12	vs. St. John's	W	25-22, 25-20, 25-22
S12	at Miami	W	25-23, 25-18, 19-25, 25-12
S17	CAL STATE BAKERSFIELD	W	25-16, 25-21, 25-20
S18	NEVADA	W	25-17, 25-16, 25-15
S19	LOYOLA MARYMOUNT	W	25-17, 25-22, 29-27
S24	• at UC Davis	L	18-25, 25-20, 22-25, 16-25
S26	• CAL STATE NORTHRIDGE	W	
25-13, 25-15, 25-16			
O2	• at No. 24 UC Irvine	L	18-25, 23-25, 25-22, 16-25
O3	• at UC Riverside	W	25-22, 25-21, 25-22
O9	• CAL STATE FULLERTON	W	20-25, 25-16, 25-16, 27-25
O10	• NO. 20 LONG BEACH STATE	W	
25-16, 22-25, 25-22, 25-22			
O16	• at UC Santa Barbara	L	26-24, 15-25, 14-25, 25-21, 9-15
O17	• at Cal Poly	W	23-25, 23-25, 25-22, 25-19,
15-11			
O23	• at Cal State Northridge	L	2-325, 25-19, 28-30, 25-20,
15-17			
O27	at Sacramento State	L	21-25, 23-25, 21-25
O30	• UC RIVERSIDE	L	25-20, 25-22, 28-30, 25-20,
15-17			
O31	• NO. 23 UC IRVINE	W	25-18, 25-22, 16-25, 25-20
N6	• at Long Beach State	L	14-25, 25-21, 15-25, 22-25
N7	• at Cal State Fullerton	L	25-19, 14-25, 23-25, 25-22,
12-15			
N13	• CAL POLY	L	22-25, 25-18, 21-25, 25-21, 7-15
N14	• UC SANTA BARBARA	W	25-20, 25-15, 25-15
N21	• UC DAVIS	L	22-25, 14-25, 15-25

2008 - Head Coach: Charlie Wade

12-16 Overall/10-6 Big West

A29	vs. Western Michigan	L	14-25, 16-25, 22-25
A30	at No. 8 Florida	L	21-25, 25-27, 18-25
S5	at Oregon State	L	25-2, 18-25, 25-19, 23-25, 10-15
S7	vs. Pepperdine	L	26-28, 24-26, 17-25
S7	vs. No. 17 Colorado State	L	25-20, 23-25, 18-25, 21-25
S11	vs. No. 9 Washington	L	13-25, 11-25, 13-25
S12	at No. 10 Hawai'i	L	21-25, 22-25, 23-25
S13	vs. St. Mary's	L	13-25, 22-25, 25-20, 19-25
S24	• UC DAVIS	W	25-22, 30-28, 23-25, 25-13
S26	• NO. 22 LONG BEACH STATE	W	
25-22, 25-17, 25-23			
O3	• at UC Santa Barbara	W	23-25, 25-20, 21-25, 25-23,
15-13			
O4	• at No. 24 Cal Poly	L	23-25, 10-25, 21-25
O10	• UC IRVINE	W	27-25, 25-21, 25-20
O11	• UC RIVERSIDE	W	25-11, 25-16, 25-19
O17	• at Cal State Fullerton	L	16-25, 21-25, 22-25
O18	• at Cal State Northridge	L	24-26, 25-27, 25-18, 25-27
O22	at Cal State Bakersfield	L	25-13, 22-25, 21-25, 18-25
O25	• at Long Beach State	L	22-25, 19-25, 22-25
O31	• CAL POLY	W	25-18, 25-19, 25-20
N1	• UC SANTA BARBARA	W	23-25, 25-17, 25-23, 25-19
N4	SACRAMENTO STATE	W	25-18, 25-14, 25-21
N7	• at UC Riverside	W	23-25, 25-22, 25-15, 25-20
N8	• at UC Irvine	L	17-25, 25-15, 21-25, 15-25
N14	• CAL STATE NORTHRIDGE	W	
25-19, 25-14, 25-18			
N15	• CAL STATE FULLERTON	L	24-26, 25-22, 25-21, 16-25,
10-15			
N22	• at UC Davis	W	25-18, 25-20, 25-19
N28	\$ PORTLAND	W	23-25, 28-26, 25-21, 27-25
N29	\$ No. 21 UTAH	L	25-15, 14-25, 19-25, 20-25

2007 - Head Coach: Charlie Wade

18-9 Overall/9-7 Big West

A24	at Nevada	W	30-19, 30-28, 30-28
A31	vs. Ohio State	L	22-30, 21-30, 31-33
S1	at Colorado State	L	26-30, 23-30, 27-30
S7	vs. UTEP	W	30-26, 30-20, 30-20
S8	vs. Portland State	W	29-31, 31-29, 24-30, 30-18,

YEARLY RESULTS

17-15			
S8	at Portland	W	18-30, 30-26, 30-22, 30-24
S13	LOYOLA MARYMOUNT	W	23-30, 30-25, 30-27, 30-26
S15	OREGON STATE	W	30-28, 24-30, 28-30, 30-25,
15-13			
S19	• at UC Davis	W	30-26, 30-28, 26-30, 30-24
S22	• at Cal State Fullerton	L	27-30, 28-30, 30-16, 24-30
S28	• UC SANTA BARBARA	W	30-16, 30-25, 30-22
S29	• CAL POLY	W	14-30, 38-36, 30-27, 30-26
O5	• at UC Irvine	L	23-30, 24-30, 26-30
O6	• at UC Riverside	W	30-17, 30-23, 30-25
O12	• LONG BEACH STATE	L	30-28, 30-26, 30-32, 22-30,
13-15			
O13	• CAL STATE NORTHRIDGE	W	
30-15,	30-20, 26-30, 33-31		
O19	CAL STATE BAKERSFIELD	W	30-16, 30-21, 30-22
O20	• CAL STATE FULLERTON	W	30-11, 30-25, 30-25
O26	• at Cal Poly	L	30-24, 23-30, 21-30, 25-30
O27	• at UC Santa Barbara	L	28-30, 30-24, 21-30, 23-30
N2	• UC RIVERSIDE	W	30-21, 30-25, 30-23
N3	• UC IRVINE	L	26-30, 30-25, 30-21, 22-30,
12-15			
N9	• at Cal State Northridge	W	30-28, 24-30, 30-19, 31-29
N10	• at Long Beach State	L	32-30, 20-30, 16-30, 16-30
N16	• UC DAVIS	W	30-26, 30-19, 30-28
N23	\$ FRESNO STATE	W	30-26, 30-16, 30-22
N24	\$ CINCINNATI	W	32-30, 21-30, 31-29, 16-30,
18-16			

2006 - Head Coach: Charlie Wade 8-21 Overall/3-11 Big West

A25	vs. Santa Clara	L	21-30, 24-30, 20-30
A26	at Fresno State	L	24-30, 19-30, 25-30
A27	vs. Kansas State	L	21-30, 20-30, 24-30
S2	vs. Montana	W	30-24, 31-29, 18-30, 30-22
S3	at Nevada	L	25-30, 25-30, 30-32
S8	vs. Virginia	L	26-30, 30-24, 28-30, 27-30
S8	vs. Marquette	L	27-30, 25-30, 30-28, 19-30
S9	at Michigan	L	23-30, 23-30, 26-30
S12	at Sacramento State	L	18-30, 22-30, 21-30
S14	CALIFORNIA	L	30-24, 30-21, 18-30 22-30, 4-15
S15	YALE	W	30-27, 30-20, 30-32, 30-24
S21	• CAL STATE FULLERTON	L	25-30, 30-28, 24-30, 26-30
S23	• UC RIVERSIDE	W	30-22, 31-33, 30-23, 30-25
S30	• CAL STATE NORTHRIDGE	L	
25-30,	25-30, 8-30		
O5	at UC Davis	W	25-30, 25-30, 32-30, 30-22,
16-14			
O7	• at UC Irvine	W	30-24, 30-25, 28-30, 30-17
O13	• at UC Riverside	W	30-19, 30-18, 30-22
O14	• at Long Beach State	L	13-30, 19-30, 20-30
O19	• CAL POLY	L	24-30, 22-30, 28-30
O21	• UC SANTA BARBARA	L	24-30, 25-30, 22-30
O26	• at Cal State Northridge	L	20-30, 29-31, 24-30
O28	• at Cal State Fullerton	L	20-30, 14-30, 18-30
N2	• UC DAVIS	W	30-24, 28-30, 30-32, 30-14,
15-10			
N10	• at UC Santa Barbara	L	22-30, 24-30, 26-30
N11	• at Cal Poly	L	19-30, 24-30, 19-30
N16	• UC IRVINE	L	22-30, 30-32, 30-27, 30-19,
9-15			
N18	• LONG BEACH STATE	L	28-30, 27-30, 21-30
N24	\$ PORTLAND STATE	L	30-14, 24-30, 27-30, 26-30
N25	\$ HOUSTON	W	27-30, 33-31, 33-31, 30-21

2005 - Head Coach: Jayne McHugh 16-14 Overall/8-6 Big West

A26	vs. Virginia Commonwealth	L	16-30, 30-20, 27-30, 23-30
A27	vs. North Dakota State	W	30-23, 30-21, 30-18
A27	vs. Marquette	W	27-30, 31-29, 30-23, 30-22
S2	BRADLEY	W	30-22, 30-14, 30-25
S3	SAINT LOUIS	W	30-23, 25-30, 30-23, 30-20
S3	PURDUE	L	24-30, 28-30, 30-24, 22-30
S9	vs. Penn State	L	13-30, 15-30, 12-30
S10	at Nebraska	L	13-30, 14-30, 17-30
S11	vs. Pepperdine	L	15-30, 25-30, 17-30
S14	FRESNO STATE	W	30-20, 30-27, 22-30, 31-29
S17	at San Francisco	L	24-30, 22-30, 30-27, 30-20,

10-15			
S23	• at Cal State Fullerton	L	25-30, 27-30, 22-30
S24	• at UC Riverside	W	26-30, 30-27, 31-29, 37-35
O1	• CAL STATE NORTHRIDGE	W	
30-22,	29-31, 30-17, 30-24		
O6	UC DAVIS	W	30-22, 30-15, 30-20
O8	• UC IRVINE	W	35-33, 30-22, 30-17
O14	• at Cal Poly	L	27-30, 24-30, 28-30
O15	• at UC Santa Barbara	L	25-30, 19-30, 30-27, 30-28,
12-15			
O20	• UC RIVERSIDE	W	30-25, 30-26, 30-22
O22	• CAL STATE FULLERTON	W	17-30, 30-24, 30-22, 30-15
O25	EASTERN WASHINGTON	W	27-30, 35-33, 30-25, 30-28
O29	• at Cal State Northridge	W	30-20, 30-25, 30-27
N3	• LONG BEACH STATE	L	29-31, 24-30, 30-28, 30-25,
14-16			
N5	at UC Davis	W	30-25, 30-27, 30-27
N10	• UC SANTA BARBARA	L	30-25, 30-25, 24-30, 22-30,
14-16			
N12	• CAL POLY	W	24-30, 30-28, 34-32, 30-26
N18	• at Long Beach State	L	23-30, 16-30, 25-30
N19	• at UC Irvine	W	30-26, 30-26, 25-30, 23-30,
15-9			
N25	\$ SACRAMENTO STATE	L	24-30, 30-23, 20-30, 30-23,
14-16			
N26	\$ SAINT MARY'S	L	30-20, 25-30, 30-25, 24-30,
11-15			

2004 - Head Coach: Jayne McHugh 19-10 Overall/13-5 Big West

S3	vs. Arkansas	L	30-20, 28-30, 27-30, 30-27,
10-15			
S5	at Santa Clara	L	14-30, 22-30, 29-31
S10	vs. Tulane	W	30-28, 30-25, 30-25
S11	at Arizona State	W	30-25, 30-20, 30-25
S12	vs. Fordham	W	30-21, 28-30, 30-18, 30-16
S16	• at Idaho	L	26-30, 24-30, 30-23, 26-30
S18	• at Utah State	W	30-24, 25-30, 30-23, 25-30,
15-10			
S23	• LONG BEACH STATE	W	30-24, 30-25, 30-24
S25	• UC IRVINE	W	30-22, 30-25, 30-23
O1	• at UC Santa Barbara	W	30-28, 30-28, 30-24
O2	• at Cal Poly	W	30-18, 24-30, 30-19, 30-18
O7	• CAL STATE FULLERTON	W	30-23, 31-33, 30-25, 30-26
O9	• UC RIVERSIDE	W	30-17, 30-24, 30-24
O12	STANFORD	L	30-25, 20-30, 30-26, 16-30,
12-15			
O15	• CAL STATE NORTHRIDGE	L	
30-24,	31-33, 30-28, 28-30, 11-15		
O19	at Sacramento State	L	17-30, 20-30, 27-30
O22	• at UC Irvine	W	30-20, 30-28, 30-26
O23	• at Long Beach State	L	26-30, 30-23, 30-20, 19-30,
11-15			
O28	• CAL POLY	W	30-18, 30-19, 30-24
O30	• UC SANTA BARBARA	L	29-31, 30-25, 21-30, 24-30
N5	• at UC Riverside	W	27-30, 28-30, 30-16, 30-28,
15-11			
N6	• at Cal State Fullerton	L	20-30, 26-30, 30-20, 30-19,
10-15			
N11	• at Cal State Northridge	W	30-26, 30-27, 26-30, 30-26
N13	UC DAVIS	W	30-14, 30-19, 30-20
N18	• UTAH STATE	W	30-21, 30-21, 30-20
N20	• IDAHO	W	30-18, 28-30, 30-27, 30-25
N26	\$ GEORGE WASH.	W	30-20, 30-21, 30-20
N27	\$ SAN FRANCISCO	W	30-15, 27-30, 30-23, 30-24
D2	# at California	L	30-26, 24-30, 30-20, 27-30,
11-15			

2003 - Head Coach: Jayne McHugh 18-14 Overall/9-9 Big West

A29	SANTA CLARA	W	30-28, 30-25, 26-30, 30-26
S4	vs. Baylor	W	32-30, 30-27, 24-30, 30-28
S5	vs. Wichita State	W	24-30, 30-27, 30-24, 30-24
S6	at Hawaii	L	30-27, 24-30, 18-30, 21-30
S12	PENNSYLVANIA	W	30-20, 30-24, 30-18
S13	RADFORD	W	30-22, 30-26, 30-26
S13	PEPPERDINE	L	34-32, 23-30, 20-30, 19-30
S18	• IDAHO	W	33-31, 30-18, 27-30, 25-30,

TWO-TIME NATIONAL CHAMPIONS • 24 NCAA APPEARANCES • 36 ALL-AMERICA AWARDS • THREE OLYMPIANS

YEARLY RESULTS

TWO-TIME NATIONAL CHAMPIONS • 24 NCAA APPEARANCES • 36 ALL-AMERICA AWARDS • THREE OLYMPIANS

15-2			
S20	• UTAH STATE	W	30-23, 30-28, 30-27
S26	• at Long Beach State	L	22-30, 28-30, 30-27, 15-30
S27	• at UC Irvine	L	28-30, 26-30, 27-30
O2	• UC SANTA BARBARA	L	32-30, 30-17, 26-30, 25-30,
12-15			
O4	• CAL POLY	W	30-21, 30-20, 30-24
O7	at Stanford	L	17-30, 30-25, 23-30, 19-30
O10	• at Cal State Fullerton	W	30-26, 30-26, 30-24
O11	• at UC Riverside	W	31-29, 29-31, 30-20, 30-24
O18	• at Cal State Northridge	L	24-30, 22-30, 31-29, 27-30
O23	• UC IRVINE	W	30-26, 32-30, 30-27
O25	• LONG BEACH STATE	L	21-30, 33-35, 20-30
O31	• at Cal Poly	W	30-24, 24-30, 30-28, 32-30
N1	• at UC Santa Barbara	L	19-30, 19-30, 30-22, 30-32
N6	• UC RIVERSIDE	W	30-22, 30-16, 35-33
N8	• CAL STATE FULLERTON	W	30-19, 30-23, 30-22
N11	SACRAMENTO STATE	W	30-21, 30-23, 30-23
N13	at Nevada	L	30-28, 22-30, 30-12, 28-30,
13-15			
N15	• CAL STATE NORTHRIDGE	L	
23-30, 26-30, 32-30, 30-23, 12-15			
N20	• at Utah State	L	28-30, 28-30, 30-27, 29-31
N22	• at Idaho	L	28-30, 23-30, 19-30
N28	\$ UAB	W	30-17, 30-28, 30-27
N29	\$ OREGON STATE	W	30-18, 30-27, 30-27
D6	# vs. San Francisco	W	30-26, 30-28, 30-23
D7	# at Stanford	L	26-30, 32-34, 25-30

2002 - Head Coach: Jayne McHugh
19-13 Overall/12-6 Big West

A30	vs. Murray State	W	30-17, 25-30, 30-24, 33-31
A31	vs. New Hampshire	W	30-17, 30-24, 30-26
A31	at Utah	L	30-26, 28-30, 21-30, 30-28,
9-15			
S6	vs. Creighton	W	30-23, 30-17, 30-17
S7	vs. Arizona State	L	28-30, 31-29, 21-30, 30-24,
12-15			
S7	at South Carolina	L	21-30, 19-30, 24-30
S13	SAINT MARY'S	W	30-27, 30-23, 30-26
S14	ARIZONA	L	27-30, 30-20, 30-32, 24-30
S20	• at Cal Poly	W	25-30, 30-26, 14-30, 30-28,
18-16			
S21	• at UC Santa Barbara	L	22-30, 25-30, 25-30
S27	• CAL STATE FULLERTON	W	30-17, 30-20, 30-20
S28	• UC RIVERSIDE	W	30-23, 30-24, 30-23
O1	at Sacramento State	W	30-28, 30-19, 30-20
O5	• CAL STATE NORTHRIDGE	W	
30-23, 30-24, 30-17			
O11	• at Long Beach State	L	23-30, 30-22, 27-30, 22-30
O12	• at UC Irvine	W	34-32, 30-25, 27-30, 30-27
O17	• UTAH STATE	W	30-18, 30-28, 30-25
O19	• IDAHO	L	30-24, 26-30, 30-28, 22-30,
14-16			
O22	STANFORD	L	28-30, 18-30, 26-30
O25	• at UC Riverside	W	30-24, 30-28, 30-22
O26	• at Cal State Fullerton	W	30-26, 23-30, 30-23, 25-30,
16-14			
N2	• at Cal State Northridge	W	30-25, 30-27, 30-28
N7	• UC IRVINE	L	23-30, 23-30, 30-27, 30-32
N9	• LONG BEACH STATE	L	27-30, 18-30, 24-30
N14	• at Idaho	W	32-30, 30-23, 30-27
N16	• at Utah State	W	30-27, 30-23, 30-22
N21	• UC SANTA BARBARA	L	31-33, 25-30, 30-32
N23	• CAL POLY	W	30-23, 22-30, 30-24, 30-24
N29	\$ NEVADA	W	30-23, 27-30, 30-17, 30-20
N30	\$ WASHINGTON	L	25-30, 15-30, 24-30
D6	# vs. Nevada	W	30-24, 14-30, 25-30, 30-28,
15-11			
D7	# at Stanford	L	26-30, 31-29, 14-30, 21-30

2001 - Head Coach: Jayne McHugh
28-8 Overall/15-3 Big West

A24	! WISCONSIN	W	30-24, 33-31, 29-31, 30-25
A25	! NEBRASKA	L	21-30, 30-32, 30-27, 24-30
A31	vs. Bradley	W	30-18, 30-15, 30-32, 25-30,
15-9			
A31	vs. Gonzaga	W	30-25, 30-28, 30-23

S1	vs. Boise State	W	30-24, 30-24, 30-20
S1	at Washington State	W	23-30, 22-30, 30-21, 30-19,
15-12			
S7	GEORGE WASHINGTON	W	30-11, 30-16, 30-17
S8	CONNECTICUT	W	30-18, 30-19, 30-26
S8	NORTHWESTERN	W	30-16, 30-21, 30-19
S18	at Nevada	L	28-30, 21-30, 18-30
S21	• at Cal State Fullerton	W	30-14, 30-20, 30-21
S22	• at UC Riverside	W	30-23, 30-24, 30-25
S26	SACRAMENTO STATE	W	30-25, 30-19, 30-23
S29	• at Cal State Northridge	W	30-22, 30-19, 30-25
O4	• LONG BEACH STATE	L	28-30, 15-30, 18-30
O6	• UC IRVINE	W	30-20, 30-18, 30-24
O9	• CAL POLY	W	30-16, 31-29, 30-28
O11	• at Utah State	L	24-30, 30-27, 17-30, 30-28,
11-15			
O13	• at Idaho	W	30-25, 30-15, 30-23
O16	at Santa Clara	L	22-30, 30-26, 26-30, 22-30
O18	• UC RIVERSIDE	W	30-23, 30-16, 30-15
O20	• CAL STATE FULLERTON	W	30-21, 30-16, 30-15
O23	at Stanford	L	17-30, 30-26, 30-27, 24-30,
12-15			
O27	• CAL STATE NORTHRIDGE	W	30-20, 30-25, 30-21
O30	• UC SANTA BARBARA	W	28-30, 30-26, 30-32, 30-22,
15-12			
N2	• at UC Irvine	W	30-20, 30-25, 30-21
N3	• at Long Beach State	L	28-30, 21-30, 24-30
N8	• IDAHO	W	30-19, 30-20, 30-18
N10	• UTAH STATE	W	30-26, 30-26, 30-24
N16	• at UC Santa Barbara	W	30-23, 30-25, 21-30, 30-24
N17	• at Cal Poly	W	30-32, 30-18, 30-19, 30-17
N23	\$ FAIRFIELD	W	30-17, 30-23, 28-30, 30-18
N24	\$ HAWAII	W	30-28, 19-30, 30-21, 20-30,
15-12			
N30	# vs. Alabama A&M	W	30-18, 30-13, 30-16
D1	# at Louisville	W	24-30, 30-26, 30-19, 30-22
D6	% vs. Arizona	L	26-30, 24-30, 27-30

2000 - Head Coach: John Dunning
28-4 Overall/15-1 Big West

S1	SACRAMENTO STATE	W	16-14, 15-5, 15-12
S2	MARYLAND	W	15-1, 15-6, 15-2
S2	MICHIGAN	W	15-13, 15-12, 15-12
S5	SANTA CLARA	L	13-15, 15-17, 12-15
S8	vs. Coastal Carolina	W	15-0, 15-9, 15-3
S9	vs. Minnesota	L	10-15, 14-16, 9-15
S10	at Georgia Tech	W	13-15, 15-6, 9-15, 15-4, 15-13
S12	NEVADA	W	15-10, 15-9, 15-5
S15	ST. MARY'S	W	15-11, 16-14, 15-5
S22	• at Cal Poly	W	15-7, 15-4, 15-11
S23	• at UC Santa Barbara	L	12-15, 14-16, 15-10, 8-15
S28	• CAL STATE FULLERTON	W	15-2, 15-4, 15-6
S30	• LONG BEACH STATE	W	16-14, 15-13, 15-9
O3	at Sacramento State	W	15-10, 15-12, 15-9
O5	• BOISE STATE	W	15-2, 15-6, 15-4
O7	• UTAH STATE	W	15-11, 17-15, 15-4
O13	• at Idaho	W	15-4, 15-8, 15-5
O19	• UC SANTA BARBARA	W	15-6, 18-16, 15-11
O21	• CAL POLY	W	15-1, 15-4, 15-6
O26	• UC IRVINE	W	15-3, 15-4, 15-6
O28	• at Long Beach State	W	15-10, 15-13, 15-9
N2	• at Utah State	W	15-13, 15-12, 15-8
N4	• at Boise State	W	15-0, 15-9, 15-3
N7	STANFORD	W	15-11, 15-10, 15-8
N11	• IDAHO	W	15-9, 15-1, 15-3
N19	• at UC Irvine	W	15-5, 15-5, 15-10
N20	• at Cal State Fullerton	W	15-7, 15-5, 15-9
N24	\$ SAN JOSE STATE	W	15-9, 15-7, 12-15, 15-12
N25	\$ COLORADO STATE	W	15-13, 15-3, 11-15, 7-15, 15-9
D1	# ORAL ROBERTS	W	15-2, 15-9, 15-6
D2	# TEXAS A&M	W	17-15, 15-9, 15-8
D8	% UCLA	L	10-15, 15-10, 11-15, 11-15

1999 - Head Coach: John Dunning
32-3 Overall/15-1 Big West

A27	! at Nebraska	W	15-12, 8-15, 15-6, 9-15, 15-8
A28	! vs. Florida	W	9-15, 16-14, 15-10, 9-15, 15-10
S3	vs. Louisville	W	15-8, 15-6, 15-1

YEARLY RESULTS

S4	at Notre Dame	W	15-10, 15-10, 15-9
S5	vs. Northwestern	W	15-8, 15-6, 15-6
S9	WASHINGTON	W	15-4, 15-8, 15-5
S10	MIAMI (OHIO)	W	15-5, 15-10, 15-2
S11	SAINT MARY'S	W	15-4, 15-11, 15-5
S14	at Sacramento State	W	15-9, 3-15, 15-11, 15-6
S23	• NEVADA	W	15-11, 15-6, 15-12
S25	• LONG BEACH STATE	W	15-7, 15-7, 16-14
S30	• CAL POLY	W	15-8, 15-10, 15-4
O2	• UCSB	L	10-15, 6-15, 8-15
O5	SANTA CLARA	W	15-9, 15-11, 15-9
O8	• at UC Irvine	W	15-3, 15-1, 15-7
O9	• at Cal State Fullerton	W	15-8, 15-3, 15-4
O14	• at Boise State	W	15-4, 15-1, 15-7
O16	• at Idaho	W	15-3, 15-2, 15-2
O19	at Stanford	L	14-16, 7-15, 15-6, 15-5, 13-15
O21	• NORTH TEXAS	W	15-1, 15-11, 15-1
O23	• NEW MEXICO STATE	W	15-3, 15-4, 15-7
O28	• CAL STATE FULLERTON	W	15-9, 15-1, 15-12
O30	• UC IRVINE	W	15-7, 15-7, 15-3
N5	• at UCSB	W	15-2, 5-15, 7-15, 15-9, 15-11
N6	• at Cal Poly	W	15-9, 15-5, 15-10
N11	• at Utah State	W	15-10, 15-4, 15-11
N13	• at Long Beach State	W	15-4, 13-15, 15-11, 15-10
N20	UTAH STATE	W	15-9, 15-5, 15-13
N26	\$ SACRAMENTO STATE	W	15-9, 15-13, 15-4
N27	\$ NOTRE DAME	W	15-9, 15-0, 15-4
D3	# COLGATE	W	15-7, 15-4, 15-7
D4	# MICHIGAN	W	10-15, 16-14, 15-3, 12-15, 19-17
D10	% NORTHERN IOWA	W	15-2, 15-4, 15-7
D11	% FLORIDA	W	15-8, 16-14, 15-8
D16	+ vs. Penn State	L	16-14, 5-15, 6-15, 15-7, 12-15

1998 - Head Coach: John Dunning 26-6 Overall/13-3 Big West

S1	at Sacramento State	W	16-14, 15-13, 15-13
S4	GEORGIA TECH	W	15-4, 15-5, 15-2
S5	CREIGHTON	W	15-1, 15-10, 15-3
S5	TEXAS A&M	W	15-6, 15-11, 15-11
S11	at Oklahoma	W	15-8, 15-8, 15-1
S12	vs. South Carolina	W	15-8, 15-8, 15-3
S12	at Oklahoma	W	15-9, 15-5, 11-15, 15-10
S15	SACRAMENTO STATE	W	15-10, 15-13, 15-5
S19	at Hawai'i	L	15-13, 13-15, 13-15, 8-15
S24	• at Nevada	W	15-11, 15-6, 15-13
S26	• LONG BEACH STATE	L	12-15, 15-10, 6-15, 5-15
O2	• at Cal Poly	W	9-15, 15-10, 15-5, 15-9
O3	• at UCSB	L	5-15-, 8-15, 16-14, 14-16
O6	at Santa Clara	W	15-13, 15-12, 15-7
O8	• UC IRVINE	W	15-5, 15-3, 15-6
O10	• CAL STATE FULLERTON	W	15-3, 15-1, 15-6
O15	• BOISE STATE	W	15-5, 15-10, 15-0
O17	• IDAHO	W	15-5, 15-3, 15-4
O20	STANFORD	L	14-16, 6-15, 15-12, 15-3, 7-15
O23	• at North Texas	W	15-7, 15-12, 15-6
O24	• at New Mexico State	W	15-4, 15-4, 15-2
O30	• at Cal State Fullerton	W	15-5, 15-7, 15-9
O31	• at UC Irvine	W	15-4, 15-2, 15-13
N5	• UCSB	W	10-15, 15-8, 15-10, 15-10
N7	• CAL POLY	W	15-4, 15-8, 15-3
N12	• UTAH STATE	W	15-7, 15-6, 15-6
N14	• at Long Beach State	L	12-15, 9-15, 15-17
N27	\$ ARKANSAS	W	15-9, 15-17, 15-11, 11-15, 15-11
N28	\$ USC	W	5-15, 15-9, 13-15, 15-8, 16-14
D4	# FLA. ATLANTIC	W	15-5, 15-8, 15-5
D5	# SACRAMENTO STATE	W	15-4, 15-5, 15-3
D11	% vs. Brigham Young	L	7-15, 5-15, 15-12, 14-16

1997 - Head Coach: John Dunning 23-9 Overall/12-4 Big West

A29	SACRAMENTO STATE	W	15-2, 15-11, 15-7
A30	CINCINNATI	W	15-4, 15-12, 15-5
A30	NEW MEXICO	W	16-14, 15-2, 15-8
S5	vs. George Mason	W	25-6, 15-6, 15-7
S6	vs. Arkansas	W	15-1, 6-15, 2-15, 15-13, 15-9
S6	at Nebraska	L	12-15, 6-15, 15-12, 15-10, 15-17
S13	vs. Pepperdine	L	15-6, 16-18, 15-5, 14-16, 7-15
S14	at Hawai'i	W	14-16, 15-13, 15-8, 15-9

S19	GONZAGA	W	15-7, 15-7, 15-9
S25	• UC IRVINE	W	15-4, 15-1, 15-6
S27	• CAL STATE FULLERTON	W	12-15, 16-14, 15-5, 15-1
O2	• at Idaho	W	16-14, 15-4, 15-3
O4	• at Long Beach State	L	0-15, 13-15, 2-15
O10	• at Cal Poly	W	15-9, 15-13, 13-15, 15-8
O11	• at UCSB	L	4-15, 6-15, 10-15
O16	• NORTH TEXAS	W	15-4, 15-7, 15-6
O18	• NEW MEXICO STATE	W	15-3, 15-5, 15-6
O21	at Sacramento State	L	12-15, 12-15, 11-15
O24	• at Utah State	W	15-4, 15-9, 15-2
O25	• at Nevada	W	15-3, 15-11, 15-6
O31	• UCSB	L	4-15, 16-14, 15-10, 3-15, 11-15
N1	• CAL POLY	W	15-8, 12-15, 15-1, 15-8
N6	• BOISE STATE	W	15-8, 15-7, 15-7
N8	• LONG BEACH STATE	L	10-15, 14-16, 9-15
N14	• at Cal State Fullerton	W	15-9, 15-9, 15-8
N15	• at UC Irvine	W	15-4, 15-6, 15-4
N21	vs. Boise State	W	16-14, 15-3, 15-7
N22	vs. UCSB	L	17-19, 15-4, 9-15, 16-14, 11-15
N28	\$ Pepperdine	W	14-16, 15-12, 15-9, 10-15, 17-15
N29	\$ Florida	W	13-15, 10-15, 15-13, 15-13, 17-15
D6	# Sacramento State	W	15-11, 15-7, 17-19, 15-11
D7	# at Washington	L	15-7, 9-15, 10-15,
	10-15		

1996 - Head Coach: John Dunning 26-7 Overall/14-2 Big West

A30	OKLAHOMA	W	15-8, 15-9, 15-7
A31	SAN JOSE STATE	W	15-2, 15-9, 15-6
A31	SACRAMENTO STATE	W	15-12, 15-10, 15-11
S6	at Brigham Young	W	15-6, 15-11, 4-15, 15-4
S7	vs. Pepperdine	L	13-15, 9-15, 15-10, 9-15
S13	vs. Washington	L	13-15, 6-15, 15-10, 8-15
S14	vs. LSU	W	15-9, 11-15, 11-15, 15-9, 15-13
S14	at New Mexico	W	16-14, 15-12, 15-12
S17	STANFORD	W	16-14, 15-4, 6-15, 15-7
S20	at Sacramento State	L	11-15, 8-15, 15-9, 7-15
S27	• at UC Irvine	W	15-7, 15-3, 15-5
S28	• at Cal State Fullerton	W	15-7, 9-15, 15-6, 15-3
O3	• IDAHO	W	15-8, 15-9, 15-9
O5	• LONG BEACH STATE	L	15-9, 13-15, 15-12, 12-15, 12-15
O11	• CAL POLY	W	15-11, 15-11, 15-5
O12	• UCSB	W	6-15, 15-9, 15-12, 15-8
O18	• at North Texas	W	15-2, 15-8, 15-8
O19	• at New Mexico State	W	15-2, 15-4, 18-16
O24	• UTAH STATE	W	15-2, 16-14, 15-6
O26	• NEVADA	W	15-2, 15-7, 15-6
N1	• at UCSB	L	11-15, 6-15, 15-10, 15-13, 12-15
N2	• at Cal Poly	W	15-4, 15-8, 15-4
N7	• at Boise State	W	15-4, 15-4, 15-11
N9	• at Long Beach State	W	15-9, 15-10, 15-8
N14	• CAL STATE FULLERTON	W	15-8, 15-9, 15-1
N16	• UC IRVINE	W	15-0, 15-4, 15-5
N23	vs. Nevada	W	15-9, 15-13, 15-2
N24	vs. Idaho	W	15-9, 15-7, 15-8
N25	vs. Long Beach State	W	4-15, 15-9, 9-15, 15-10, 15-13
N29	\$ SOUTH FLORIDA	L	15-10, 11-15, 15-8, 13-15, 13-15
N30	\$ NOTRE DAME	W	15-9, 15-13, 15-8
D7	# ARIZONA	W	7-15, 15-12, 15-1, 15-8
D12	% Brigham Young	L	7-15, 15-8, 4-15, 15-13, 13-15

1995 - Head Coach: John Dunning 21-9 Overall/14-4 Big West

S1	CALIFORNIA	W	15-11, 12-15, 15-5, 15-8
S2	NEBRASKA	L	13-15, 10-15, 3-15
S8	vs. Kansas	W	15-8, 15-11, 15-12
S9	vs. Pittsburgh	W	15-2, 15-12, 15-8
S9	at Ball State	L	8-15, 15-3, 15-5, 11-15, 13-15
S12	at Santa Clara	W	15-5, 15-12, 15-11
S21	• at Hawai'i	L	7-15, 6-15, 16-14, 2-15
S22	• at Hawai'i	L	5-15, 15-11, 16-14, 7-15, 12-15
S26	CAL POLY	W	15-10, 15-4, 15-6
S29	• NEVADA	W	15-9, 15-9, 15-10
S30	• NEW MEXICO STATE	W	15-1, 13-15, 15-4, 15-8
O6	• at UCSB	L	9-15, 2-15, 12-15
O7	• at Cal State Fullerton	W	15-8, 15-4, 15-10
O13	• LONG BEACH STATE	W	15-9, 15-12, 15-3

TWO-TIME NATIONAL CHAMPIONS • 24 NCAA APPEARANCES • 36 ALL-AMERICA AWARDS • THREE OLYMPIANS

YEARLY RESULTS

TWO-TIME NATIONAL CHAMPIONS • 24 NCAA APPEARANCES • 36 ALL-AMERICA AWARDS • THREE OLYMPIANS

O14	• UC IRVINE	W	17-15, 15-7, 15-7
O17	• at San Jose State	L	9-15, 6-15, 15-13, 7-15
O20	• UTAH STATE	W	15-4, 15-6, 15-4
O21	• UTAH STATE	W	15-8, 15-9, 15-1
O24	SACRAMENTO ST.	W	15-8, 10-15, 16-14, 15-9
O26	• at New Mexico State	W	15-10, 15-11, 15-13
O28	• at Nevada	W	15-12, 15-12, 20-18
O31	at Stanford	L	2-15, 11-15, 4-15
N3	• CAL STATE FULLERTON	W	13-15, 15-9, 15-6, 15-3
N4	• UCSB	W	11-15, 15-5, 18-16, 16-14
N10	• at UC Irvine	W	15-11, 15-4, 15-3
N11	• at Long Beach State	W	15-11, 15-10, 15-10
N18	• SAN JOSE STATE	W	15-5, 10-15, 15-10, 15-10
N24	\$ TEXAS	L	10-15, 10-15, 16-14, 11-15
N25	\$ KENTUCKY	W	15-10, 16-14, 15-10
D2	# USC	L	9-15, 13-15,
5-15			

1994 - Head Coach: John Dunning 23-7 Overall/14-4 Big West

S2	ARIZONA	W	3-15, 15-13, 15-12, 15-8
S3	PEPPERDINE	W	15-1, 15-7, 15-6
S6	at California	W	15-6, 15-4, 15-12
S13	• SAN JOSE STATE	W	15-12, 15-6, 15-13
S16	vs. Florida	W	16-14, 13-15, 15-11, 17-15
S17	vs. UCLA	L	15-13, 11-15, 11-15, 11-15
S23	• HAWAII	W	15-12, 15-12, 12-15, 7-15, 15-8
S24	• HAWAII	L	7-15, 7-15, 7-15
S27	SACRAMENTO ST.	W	12-15, 15-6, 15-9, 15-12
S29	• at Nevada	W	15-8, 15-12, 13-15, 15-12
O1	• at New Mexico State	W	15-4, 15-5, 15-8
O4	SANTA CLARA	W	15-3, 15-12, 15-6
O7	• UCSB	W	15-7, 15-12, 4-15, 15-10
O8	• CAL STATE FULLERTON	W	15-4, 15-7, 15-0
O14	• at Long Beach State	L	15-5, 2-15, 15-12, 2-15, 13-15
O15	• at UC Irvine	W	15-12, 15-11, 15-13
O18	CAL POLY	W	13-15, 15-3, 15-5, 15-5
O21	• at Utah State	W	17-15, 15-3, 15-1
O22	• at Utah State	W	15-4, 15-10, 15-2
O28	• NEW MEXICO STATE	W	15-2, 15-1, 15-7
O29	• NEVADA	W	15-7, 15-11, 15-3
N4	• at Cal State Fullerton	W	15-3, 15-1, 15-4
N5	• at UCSB	W	15-12, 4-15, 15-10, 15-9
N11	• UC IRVINE	W	15-4, 15-6, 15-5
N12	• LONG BEACH STATE	L	15-6, 6-15, 13-15, 15-13, 12-15
N19	• at San Jose State	L	11-15, 13-15, 15-17
N25	\$ NEW MEXICO	W	15-8, 13-15, 15-11, 15-12
N26	\$ STANFORD	L	14-16, 2-15, 10-15
D3	# UCSB	W	15-13, 18-16, 9-15, 10-15, 15-13
D9	% vs. Ohio State	L	10-15, 15-10, 11-15, 4-15

1993 - Head Coach: John Dunning 21-10 Overall/12-6 Big West

S1	at Sacramento State	W	15-10, 15-10, 15-8
S3	vs. LSU	W	15-6, 15-13, 13-15, 18-16
S4	at Texas	L	13-15, 7-15, 15-5, 15-9, 15-17
S9	STANFORD	L	15-7, 4-15, 14-16, 8-15
S11	PEPPERDINE	W	15-10, 15-9, 15-5
S14	SANTA CLARA	W	15-12, 15-5, 15-12
S17	• at UC Irvine	W	15-13, 9-15, 15-13, 15-8
S18	• at Long Beach St.	L	12-15, 7-15, 10-15
S24	• CAL STATE FULLERTON	W	15-9, 15-5, 15-5
S26	• UCSB	L	5-15, 10-15, 15-10, 15-7, 11-15
S30	• at Nevada	W	15-12, 15-13, 15-9
O8	vs. Colorado	W	15-6, 17-15, 15-2
O9	at Stanford	W	15-7, 6-15, 15-10, 15-9
O15	• SAN JOSE STATE	W	15-4, 15-11, 15-8
O16	• NEW MEXICO ST.	W	15-7, 15-1, 15-9
O22	• at UCSB	L	15-4, 15-17, 4-15, 7-15
O23	• at Cal State Fullerton	W	15-1, 15-1, 15-11
O26	• NEVADA	W	15-5, 15-7, 15-3
O29	• at Hawai'i	L	7-15, 9-15, 1-15
O30	• at Hawai'i	L	7-15, 13-15, 15-12, 13-15
N5	• UTAH STATE	W	15-12, 15-1, 15-5
N6	• UTAH STATE	W	15-13, 15-3, 15-5
N9	at Santa Clara	W	12-15, 15-3, 15-7, 5-15, 15-11
N12	• at New Mexico State	W	15-3, 15-6, 15-3

N15	• at San Jose State	W	15-6, 15-9, 15-5
N19	• LONG BEACH STATE	L	7-15, 9-15, 4-15
N20	• UC IRVINE	W	15-7, 15-10, 11-15, 15-1
N26	\$ NOTRE DAME	W	17-15, 15-13, 15-7
N27	\$ UCLA	L	12-15, 13-15, 16-14, 10-15
D5	# at Florida State	W	15-6, 15-17, 15-6, 15-9
D10	% vs. Hawai'i	L	6-15, 13-15, 15-12, 10-15

1992 - Head Coach: John Dunning 27-6 Overall/16-2 Big West

S1	CALIFORNIA	W	15-2, 15-6, 15-9
S4	vs. Pittsburgh	W	15-0, 15-6, 15-6
S5	vs. New Mexico	W	15-10, 15-9, 9-15, 10-15, 15-12
S5	at Nebraska	L	5-15, 15-2, 11-15, 11-15
S11	vs. Bowling Green	W	15-2, 15-4, 15-13
S12	vs. Kentucky	W	15-10, 15-6, 15-11
S12	at Wisconsin	W	15-8, 15-9, 16-14
S15	FRESNO STATE	W	15-8, 15-6, 11-15, 15-4
S18	• UC IRVINE	W	15-1, 15-13, 15-8
S19	• LONG BEACH STATE	L	10-15, 10-15, 15-10, 15-10, 8-15
S25	• at Cal State Fullerton	W	15-8, 15-7, 15-7
S26	• at UCSB	W	10-15, 15-10, 15-5, 11-15, 15-12
S29	SACRAMENTO STATE	W	15-6, 15-17, 15-6, 15-4
O2	• at Nevada	W	15-5, 15-11, 15-7
O9	• UCSB	W	15-7, 15-13, 11-15, 16-14
O10	• CAL STATE FULLERTON	W	15-3, 15-9, 15-7
O14	• at San Jose State	W	13-15, 15-4, 15-8, 15-10
O17	• at New Mexico State	W	8-15, 15-7, 12-15, 15-13, 15-8
O20	at Stanford	L	9-15, 9-15, 11-15
O27	• NEVADA	W	15-9, 15-2, 15-12
O30	• at Utah State	W	15-3, 15-7, 15-5
O31	• at Utah State	W	15-7, 15-8, 15-5
N6	• HAWAII	W	15-9, 15-9, 15-9
N7	• HAWAII	W	15-10, 15-6, 6-15, 15-2
N13	• NEW MEXICO STATE	W	15-9, 15-8, 15-10
N14	• SAN JOSE STATE	W	15-3, 15-2, 15-7
N20	• at Long Beach State	L	7-15, 2-15, 3-15
N21	• at UC Irvine	W	18-16, 15-6, 15-10
N27	\$ TEXAS TECH	W	15-10, 15-3, 15-9
N28	\$ STANFORD	L	9-15, 15-17, 6-15
D4	# LOUISVILLE	W	15-13, 15-6, 15-5
D10	% vs. UCSB	W	15-9, 15-2, 8-15, 15-6
D11	% at Long Beach State	L	15-4, 12-15, 11-15, 7-15

1991 - Head Coach: John Dunning 24-6 Overall/15-3 Big West

S3	SANTA CLARA	W	15-10, 15-10, 15-5
S6	vs. Oklahoma	W	15-6, 15-10, 15-8
S7	at California	W	15-9, 15-4, 15-7
S13	vs. Minnesota	W	15-5, 15-8, 15-1
S14	vs. Kentucky	W	15-5, 14-16, 15-13, 15-6
S17	• UTAH STATE	W	15-4, 15-6, 15-13
S21	• UTAH STATE	W	15-1, 15-8, 15-11
S27	• SAN JOSE STATE	W	15-0, 16-14, 15-6
S28	• NEW MEXICO STATE	W	15-3, 15-5, 15-4
O4	• at UC Irvine	W	15-4, 15-6, 15-8
O5	• at Long Beach State	W	16-14, 4-15, 6-15, 16-14, 15-13
O8	STANFORD	L	9-15, 16-14, 14-16, 15-17
O11	• CAL STATE FULLERTON	W	15-6, 15-1, 15-11
O12	• UCSB	L	11-15, 15-9, 13-15, 10-15
O19	• at Fresno State	W	15-3, 15-6, 11-15, 15-2
O24	• at New Mexico State	W	15-7, 15-13, 15-10
O26	• at San Jose State	W	15-12, 15-9, 15-6
N1	• LONG BEACH STATE	L	11-15, 15-10, 4-15, 12-15
N2	• UC IRVINE	W	15-6, 15-10, 15-11
N5	• FRESNO STATE	W	15-10, 15-11, 15-5
N8	• at UCSB	W	16-14, 10-15, 15-8, 8-15, 16-14
N9	• at CAL STATE Fullerton	W	15-13, 15-3, 15-6
N15	• at Hawai'i	L	14-16, 15-12, 15-6, 14-16, 4-15
N16	• at Hawai'i	W	15-12, 15-12, 15-7
N22	NEBRASKA	L	9-15, 15-8, 15-9, 12-15, 9-15
N23	NEBRASKA	W	15-17, 15-12, 15-12, 15-8
N29	\$ USC	W	11-15, 15-8, 15-6, 15-13
N30	\$ UCSB	W	15-12, 15-13, 15-6
D6	# MONTANA	W	15-2, 15-6, 15-3
D13	% HAWAII	L	14-16, 13-15, 10-15

1990 - Head Coach: John Dunning

30-7 Overall/14-4 Big West

S 4	SACRAMENTO STATE	W	15-11, 15-0, 15-7
S 7	vs. Kentucky	W	15-11, 15-9, 15-0
S 7	vs. Rice	W	15-2, 15-8, 7-15, 15-4
S 8	at Brigham Young	W	15-13, 15-7, 9-15, 15-9
S 11	CAL POLY	W	15-3, 15-6, 15-7
S 14	TEXAS-ARLINGTON	W	15-9, 15-3, 15-11
S 18	• SAN JOSE STATE	L	15-12, 13-15, 12-15, 15-6, 12-15
S 21	vs. Florida	W	15-5, 15-5, 15-5
S 22	vs. Nebraska	W	15-13, 15-4, 5-15, 15-10
S 23	at Illinois	W	6-15, 13-15, 15-13, 15-8, 15-8
S 25	at Stanford	W	15-9, 15-6, 11-15, 15-13
S 28	• UC IRVINE	W	15-8, 15-2, 15-9
S 30	• LONG BEACH STATE	W	15-6, 15-10, 15-11
O 4	• at New Mexico State	W	15-4, 15-4, 15-9
O 5	• at Cal State Fullerton	W	15-10, 15-3, 15-11
O 7	• at UCSB	W	16-14, 15-11, 15-13
O 9	• FRESNO STATE	W	15-10, 15-11, 15-9
O 12	at California	W	15-4, 18-16, 17-15
O 19	• NEW MEXICO STATE	W	15-7, 15-6, 15-11
O 23	• at San Jose State	W	15-11, 15-10, 7-15, 15-3
O 26	• at Long Beach State	L	11-15, 14-16, 8-15
O 27	• at UC Irvine	W	15-6, 12-15, 13-15, 15-2, 15-1
O 30	STANFORD	L	15-13, 15-9, 10-15, 8-15, 7-15
N 2	• UCSB	L	6-15, 15-13, 9-15, 15-10, 13-15
N 3	• CAL STATE FULLERTON	W	15-2, 15-6, 15-1
N 6	• at Fresno State	W	15-8, 15-6, 15-10
N 9	• at Utah State	W	15-4, 15-7, 15-7
N 10	• at Utah State	W	15-7, 15-4, 15-3
N 16	• HAWAII	L	9-15, 12-15, 14-16
N 17	• HAWAII	W	8-15, 15-5, 10-15, 15-11, 15-9
N 23	• CALIFORNIA	W	15-3, 15-6, 15-13
N 24	• UCLA	L	10-15, 15-9, 15-4, 13-15, 9-15
N 30	# MONTANA	W	15-3, 15-10, 15-9
D 7	% vs. UCSB	W	15-8, 15-9, 15-5
D 8	% vs. Long Beach St.	W	15-8, 16-14, 14-16, 15-6
D 13	+ vs. Nebraska	W	15-13, 11-15, 15-9, 15-12
D 15	+ vs. UCLA	L	9-15, 12-15, 7-15

1989 - Head Coach: John Dunning

29-5 Overall/14-4 Big West

A 29	at Sacramento State	W	15-8, 6-15, 15-4, 15-13
S 5	PORTLAND STATE	W	15-11, 15-9, 15-10
S 8	WISCONSIN	W	15-2, 15-7, 16-14
S 9	PEPPERDINE	W	15-13, 7-15, 15-8, 15-9
S 9	WASHINGTON	W	17-15, 16-14, 15-4
S 12	STANFORD	W	15-6, 15-8, 13-15, 16-14
S 15	vs. Pittsburgh	W	15-5, 15-13, 18-16
S 16	vs. Western Michigan	W	15-9, 15-1, 15-12
S 16	at Notre Dame	W	15-7, 15-3, 15-7
S 20	at Santa Clara	W	15-12, 15-6, 15-6
S 22	CALIFORNIA	W	15-13, 15-9, 15-13
S 24	• at Fresno State	W	15-9, 15-11, 15-6
S 26	• SAN JOSE STATE	W	15-5, 15-5, 8-15, 15-12
S 29	• at Cal Poly	W	15-8, 10-15, 17-15, 15-7
S 30	• at UCSB	W	15-12, 15-4, 15-13
O 6	• UC IRVINE	W	16-14, 8-15, 15-9, 15-3
O 7	• LONG BEACH STATE	W	15-10, 15-7, 10-15, 14-16, 15-4
O 12	• at Hawaii	L	11-15, 14-16, 10-15
O 13	• at Hawaii	L	15-5, 10-15, 15-12, 0-15, 4-15
O 19	• at San Diego State	L	8-15, 9-15, 15-3, 9-15
O 20	• at Cal State Fullerton	W	15-6, 16-14, 15-8
O 27	• UCSB	W	15-8, 15-8, 15-9
O 28	• CAL POLY	W	15-7, 15-3, 15-10
O 31	• FRESNO STATE	W	15-9, 15-3, 15-5
N 3	• at UC Irvine	W	15-8, 15-11, 15-13
N 4	• at Long Beach State	L	11-15, 14-16, 14-16
N 7	at Stanford	W	15-11, 15-10, 13-15, 15-10
N 14	• at San Jose State	W	15-8, 15-13, 15-7
N 17	• SAN DIEGO STATE	W	15-9, 15-6, 17-15
N 18	• CAL STATE FULLERTON	W	15-1, 15-3, 15-2
N 24	• TEXAS	W	14-16, 15-9, 15-6, 15-6
N 25	• UCLA	W	10-15, 11-15, 15-4, 15-13, 15-6
D 2	# vs. San Jose State	W	15-11, 15-8, 15-6
D 8	% LONG BEACH STATE	L	11-15, 15-9, 12-15, 9-15

1988 - Head Coach: John Dunning

22-13 Overall/14-4 Big West

A 30	at Sacramento State	W	15-8, 15-5, 15-3
S 2	vs. Florida	W	15-6, 15-8, 15-11
S 3	vs. Purdue	W	13-15, 15-7, 15-8, 15-12
S 3	at Nebraska	L	14-16, 12-15, 11-15
S 6	CALIFORNIA	W	15-9, 15-2, 16-14
S 9	vs. Texas	L	5-15, 10-15, 7-15
S 9	vs. Pittsburgh	W	15-6, 15-7, 15-3
S 10	at Brigham Young	L	11-15, 8-15, 12-15
S 13	STANFORD	L	10-15, 13-15, 5-15
S 20	• FRESNO STATE	W	15-9, 15-11, 15-7
S 27	at California	L	15-13, 15-6, 8-15, 13-15, 3-15
S 30	• UCSB	W	15-11, 11-15, 15-4, 15-10
O 1	• CAL POLY	W	15-13, 15-6, 11-15, 15-5
O 5	• HAWAII	L	1-15, 9-15, 11-15
O 7	• at Long Beach State	L	15-11, 7-15, 14-16, 15-8, 3-15
O 8	• at UC Irvine	L	6-15, 16-14, 6-15, 18-13, 8-15
O 12	• at Fresno State	W	18-16, 15-6, 15-12
O 15	• SAN JOSE STATE	W	15-8, 15-12, 15-5
O 18	NOTRE DAME	L	15-8, 7-15, 14-16, 15-5, 12-15
O 21	• SAN DIEGO STATE	W	12-15, 16-14, 15-4, 15-12
O 22	• CAL STATE FULLERTON	W	15-11, 15-8, 15-5
O 27	• at UCSB	W	15-9, 15-10, 15-7
O 28	• at Cal Poly	W	15-13, 10-15, 15-8, 15-6
N 3	• HAWAII	L	7-15, 6-15, 18-16, 11-15
N 4	• LONG BEACH STATE	W	15-12, 15-4, 15-9
N 5	• UC IRVINE	W	15-10, 15-12, 13-15, 15-7
N 8	at Stanford	L	15-2, 16-14, 3-15, 11-15, 4-15
N 11	• at Cal State Fullerton	W	15-8, 15-8, 15-9
N 12	• at San Diego State	W	15-5, 15-9, 15-10
N 15	• at San Jose State	W	15-1, 15-7, 15-13
N 25	• COLORADO STATE	L	13-15, 15-13, 4-15, 15-6, 5-15
N 26	• BRIGHAM YOUNG	W	15-10, 15-8, 15-4
D 3	# UCSB	W	15-4, 15-11, 15-6
D 9	% Long Beach State	W	15-10, 16-18, 15-11, 15-6
D 10	% at Hawaii	L	10-15, 7-15, 15-13, 8-15

1987 - Head Coach: John Dunning

30-4 Overall/16-2 PCAA

S 8	at Sacramento State	W	15-1, 15-4, 15-2
S 12	at Texas	W	15-8, 11-15, 15-8, 10-15, 15-12
S 13	at Texas	W	15-13, 15-9, 15-12
S 18	• SAN DIEGO STATE	W	15-11, 15-1, 15-5
S 19	• FRESNO STATE	W	15-8, 15-4, 15-8
S 21	STANFORD	W	15-13, 15-11, 7-15, 8-15, 15-8
S 25	• at UCSB	W	15-9, 15-10, 15-4
S 26	• at Cal Poly	W	11-15, 15-2, 15-11, 15-12
O 2	BRIGHAM YOUNG	W	7-15, 15-8, 15-13, 15-8
O 3	• CAL POLY	W	15-1, 9-15, 15-11, 15-6
O 6	UCLA	L	15-10, 19-17, 11-15, 10-15, 11-15
O 9	vs. Texas-Arlington	W	15-3, 15-4, 16-14
O 10	vs. USC	W	15-13, 15-7, 15-17, 15-2
O 10	vs. Brigham Young	W	15-9, 15-13, 15-6
O 13	CALIFORNIA	W	16-18, 15-10, 15-6, 15-10
O 15	• at Hawaii	L	11-15, 8-15, 11-15
O 16	• at Hawaii	L	15-13, 15-17, 7-15, 11-15
O 23	• at San Diego State	W	15-7, 9-15, 10-15, 15-10, 15-3
O 24	• at Cal State Fullerton	W	15-7, 15-2, 7-15, 15-6
O 27	• SAN JOSE STATE	W	15-11, 15-3, 15-3
O 30	• at Long Beach State	W	15-8, 15-3, 15-1
O 31	• at UC Irvine	W	15-7, 16-14, 15-12
N 3	at Stanford	W	15-8, 3-15, 15-8, 6-15, 15-10
N 6	• UC IRVINE	W	15-5, 15-3, 15-10
N 7	• LONG BEACH STATE	W	10-15, 15-4, 15-7, 15-7
N 10	• at San Jose State	W	12-15, 15-4, 15-6, 15-11
N 13	• UCSB	W	15-5, 15-11, 9-15, 7-15, 15-5
N 14	• CAL STATE FULLERTON	W	15-2, 15-12, 15-3
N 17	• at Fresno State	W	3-15, 15-7, 15-5, 15-8
N 21	• ILLINOIS	W	15-12, 15-12, 10-15, 15-10
N 22	• HAWAII	W	15-10, 16-14, 10-15, 15-10
D 5	# LONG BEACH STATE	W	15-3, 15-12, 15-6
D 10	% vs. San Jose State	W	15-9, 15-9, 15-6
D 11	% at Hawaii	L	11-15, 9-15, 12-15

1986 - Head Coach: John Dunning

39-3 Overall/17-1 PCAA

S 7	• UCSB	L	16-14, 6-15, 11-15, 9-15
-----	--------	---	--------------------------

YEARLY RESULTS

TWO-TIME NATIONAL CHAMPIONS • 24 NCAA APPEARANCES • 36 ALL-AMERICA AWARDS • THREE OLYMPIANS

S 11	at Wyoming	W	15-7, 15-9, 15-13
S 12	vs. Southern Illinois	W	15-9, 10-15, 15-10, 15-9
S 12	vs. Northwestern	W	15-6, 15-9, 15-11
S 13	vs. Idaho	W	15-3, 15-10, 15-6
S 13	vs. Colorado State	W	15-6, 11-15, 9-15, 16-14, 15-10
S 17	• CAL POLY	W	14-16, 15-7, 15-3, 15-11
S 19	TEXAS	W	15-9, 4-15, 9-15, 15-6, 15-12
S 24	STANFORD	W	15-13, 10-15, 15-11, 11-15, 17-15
S 30	• at Fresno State	W	17-15, 15-2, 13-15, 15-12
O 3	• at UC Irvine	W	15-3, 15-6, 15-10
O 4	• at San Diego State	W	16-14, 4-15, 15-6, 15-12
O 9	vs. Oregon	W	15-7, 15-12
O 9	vs. Fresno State	W	15-4, 15-7
O 10	vs. Pepperdine	W	15-10, 15-8
O 10	vs. Cal Poly	W	15-6, 15-8, 15-1
O 11	vs. Brigham Young	L	8-15, 15-12, 15-7, 14-16, 16-18
O 11	vs. UCLA	L	11-15, 12-15, 15-5, 15-3, 9-15
O 12	• at Cal State Fullerton	W	15-6, 15-13, 15-6
O 17	• LONG BEACH STATE	W	15-4, 15-9, 15-2
O 18	• UC IRVINE	W	15-7, 15-8, 15-8
O 22	• SAN JOSE STATE	W	15-17, 15-5, 15-4, 15-13
O 24	• at Long Beach State	W	15-3, 15-13, 10-15, 15-7
O 28	• HAWAII	W	15-12, 15-5, 16-14
O 30	• HAWAII	W	15-3, 15-6, 15-7
N 1	• SAN DIEGO STATE	W	15-3, 5-15, 11-15, 15-5, 15-5
N 3	• CAL STATE FULLERTON	W	15-5, 15-3, 15-4
N 6	at Stanford	W	10-15, 9-15, 15-10, 15-3, 15-9
N 8	• at Cal Poly	W	15-8, 15-2, 15-12
N 9	• at UCSB	W	16-14, 14-16, 17-15, 15-11
N 11	• FRESNO STATE	W	15-8, 15-12, 15-6
N 15	\$ USC	W	15-1, 15-5, 15-9
N 16	\$ NEBRASKA	W	15-8, 15-11, 15-12
N 18	• at San Jose State	W	15-5, 15-1, 8-15, 15-13
N 20	vs. Fresno State	W	15-7, 15-4, 15-7
N 21	vs. San Diego State	W	15-12, 15-7, 12-15, 15-12
N 22	vs. Hawaii	W	15-11, 16-14, 3-15, 15-9
D 5	# IDAHO STATE	W	15-7, 15-9, 15-4
D 12	% vs. San Diego State	W	15-9, 15-13, 15-10
D 13	% vs. Hawaii	W	15-7, 6-15, 15-6, 15-12
D 18	+ TEXAS	W	15-6, 15-1, 16-14
D 20	+ NEBRASKA	W	15-12, 15-4, 15-4

1985 - Head Coach: John Dunning 36-3 Overall/15-1 PCAA

S 5	OREGON STATE	W	15-7, 15-3, 15-5
S 11	CALIFORNIA	W	15-8, 15-7, 15-13
S 14	NORTHWESTERN	W	15-5, 15-8, 12-15, 15-2
S 17	vs. San Jose State	W	15-6, 12-15, 15-8, 16-14
S 21	FRESNO STATE	W	15-3, 12-15, 15-6, 15-7
S 27	• at UNLV	W	15-8, 15-8, 6-15, 15-12
S 28	• at Cal State Fullerton	W	15-10, 15-7, 15-9
O 1	at California	W	13-15, 15-12, 15-6, 15-4
O 4	• UC IRVINE	W	15-9, 15-6, 15-8
O 5	• LONG BEACH STATE	W	15-3, 16-14, 11-15, 15-3
O 7	at Stanford	L	11-15, 15-12, 10-15, 15-12, 10-15
O 10	vs. Cal State Fullerton	W	15-3, 15-7
O 11	vs. Arizona State	W	15-5, 13-15, 15-9
O 11	vs. Brigham Young	W	15-2, 17-15
O 11	vs. Hawaii	W	15-8, 15-5, 15-8
O 12	vs. Cal Poly	L	15-12, 13-15, 11-15, 15-12, 12-15
O 12	vs. UCSB	W	12-15, 12-15, 16-14, 15-12, 15-2
O 15	• SAN DIEGO STATE	W	15-9, 15-12, 15-11
O 17	• at Hawaii	W	15-13, 15-6, 13-15, 15-5
O 18	• at Hawaii	W	15-2, 10-15, 15-11, 15-11
O 24	• CAL POLY	W	18-16, 14-16, 16-14, 10-15, 15-8
O 27	• UCSB	W	8-15, 9-15, 15-11, 15-10, 15-11
N 1	• at UC Irvine	W	15-2, 15-5, 15-10
N 2	• at Long Beach STATE	W	15-6, 15-4, 15-7
N 5	• at San Diego State	W	15-11, 15-6, 11-15, 15-9
N 8	• CAL STATE FULLERTON	W	15-12, 15-5, 15-9
N 10	• UNLV	W	15-1, 15-13, 15-6
N 16	\$ SAN JOSE STATE	W	15-6, 15-12, 15-9
N 17	\$ UCLA	W	15-12, 13-15, 15-9, 3-15, 15-10
N 23	• at Cal Poly	L	11-15, 10-15, 15-1, 8-15
N 24	• at UCSB	W	11-15, 15-8, 15-8, 15-8
N 26	at Fresno State	W	15-3, 15-9, 15-8
N 29	UC IRVINE	W	15-12, 15-3, 15-13
N 30	UCSB	W	12-15, 15-6, 15-10, 15-13

D 1	HAWAII	W	15-13, 9-15, 15-10, 15-12
D 13	% HAWAII	W	15-7, 15-6, 15-4
D 14	% CAL POLY	W	16-14, 15-13, 15-7
D 20	+ vs. UCLA	W	15-11, 15-7, 9-15, 17-15
D 22	+ vs. Stanford	W	15-17, 15-7, 15-12, 15-13

1984 - Head Coach: Taras Liskevych 32-8 Overall/6-2 PCAA

S 6	NORTHERN ILLINOIS	W	15-5, 15-3, 15-2
S 8	• at UNLV	W	15-3, 15-3, 8-15, 15-7
S 8	• at UNLV	W	15-3, 15-8, 15-9
S 12	NORTHWESTERN	W	13-15, 15-3, 15-1, 15-8
S 14	at Arizona	W	15-6, 15-13, 15-7
S 15	at Arizona State	W	15-6, 15-8, 15-13
S 18	COLORADO STATE	W	15-6, 15-10, 12-15, 15-9
S 21	vs. Tennessee	W	15-2, 15-10, 15-11
S 22	vs. Penn State	L	13-15, 15-2, 12-15, 15-8, 14-16
S 22	at Rhode Island	W	15-3, 15-7, 15-9
S 27	• CAL POLY	L	15-13, 7-15, 5-15, 15-5, 9-15
S 29	• UCSB	W	15-10, 15-7, 15-7
O 2	at San Jose State	L	15-9, 15-6, 13-15, 6-15, 13-15
O 4	CALIFORNIA	W	15-2, 15-8, 15-10
O 6	• at UC Irvine	W	15-10, 15-3, 13-15, 15-11
O 9	STANFORD	W	8-15, 5-15, 15-2, 15-12, 15-11
O 12	at UCLA	L	4-15, 5-15, 15-11, 13-15
O 13	at USC	L	5-15, 4-15, 15-12, 10-15
O 19	• UC IRVINE	W	15-7, 16-14, 15-11
O 21	SAN DIEGO STATE	W	15-3, 15-9, 15-9
O 25	at Hawaii	W	15-6, 15-13, 15-9
O 26	at Hawaii	L	14-16, 9-15, 15-11, 5-15
O 31	SAN JOSE STATE	W	15-5, 15-12, 14-16, 15-8
N 2	vs. Pepperdine	W	15-4, 15-0
N 2	vs. Cal State Fullerton	W	15-4, 15-8
N 3	vs. Arizona State	W	15-6, 15-4
N 3	vs. Washington	W	15-8, 15-6
N 3	vs. Cal Poly	W	15-11, 15-12
N 3	vs. Hawaii	W	15-5, 10-15, 15-3
N 3	vs. USC	W	10-15, 18-16, 15-3
N 10	\$ Hawaii	W	16-14, 15-10, 15-11
N 11	\$ UCLA	W	15-7, 12-15, 9-15, 15-10, 15-2
N 16	• at UCSB	W	15-6, 15-9, 15-12
N 17	• at Cal Poly	L	14-16, 15-9, 13-15, 4-15
N 20	at California	W	15-2, 15-5, 15-11
N 25	PURDUE	W	15-5, 15-9, 15-10
D 8	% vs. Penn State	W	15-4, 15-8, 15-12
D 9	% vs. Nebraska	W	15-8, 15-10, 13-15, 15-3
D 14	+ vs. Stanford	L	11-15, 10-15, 12-15
D 16	+ vs. San Jose State	W	7-15, 15-13, 15-9, 15-6

1983 - Head Coach: Taras Liskevych 37-4 Overall/9-0 NorPac

S 8	vs. Ohio State	W	15-5, 15-6, 15-1
S 16	NORTHWESTERN	W	15-10, 15-13, 15-7
S 17	CAL POLY	W	15-12, 5-15, 15-10, 15-12
S 20	UCSB	W	15-3, 15-12, 15-5
S 22	at Tennessee	W	15-7, 15-4, 15-7
S 23	at E. Kentucky	W	15-1, 5-15, 15-4, 15-6
S 23	at Kentucky	W	15-8, 15-8, 15-6
S 29	• SANTA CLARA	W	15-2, 15-5, 15-11
O 4	• at California	W	15-12, 15-10, 15-12
O 7	at Cal Poly	W	15-13, 4-15, 16-14, 15-8
O 8	at UCSB	W	15-6, 15-8, 15-7
O 11	at San Jose State	W	15-8, 15-9, 11-15, 9-15, 15-3
O 14	• at Oregon State	W	15-3, 15-4, 15-10
O 15	• at Oregon	W	15-8, 15-8, 15-3
O 18	• FRESNO STATE	W	15-5, 15-9, 15-9
O 21	ARIZONA STATE	W	15-10, 13-15, 15-9, 15-8
O 23	ARIZONA	W	15-10, 15-10, 11-15, 15-8
O 25	at Stanford	L	20-18, 12-15, 13-15, 6-15
O 27	• WASHINGTON	W	15-9, 15-4, 15-5
O 28	• WASHINGTON STATE	W	15-2, 15-3, 15-9
O 30	CALIFORNIA	W	15-4, 15-8, 15-8
N 3	• SAN JOSE STATE	W	15-4, 15-4, 15-13
N 4	vs. Illinois State	W	15-7, 15-4
N 4	vs. Texas A & M	W	15-8, 15-3
N 5	vs. Wyoming	W	15-6, 15-9
N 5	vs. USC	W	17-15, 15-6
N 5	vs. California	W	15-9, 15-4

YEARLY RESULTS

N 5	vs. UCLA	W	15-12, 16-14
N 5	vs. USC	W	15-10, 15-9
N 8	• at USF	W	15-0, 15-6, 8-15, 15-1
N 12	\$ UCLA	W	16-14, 15-7, 15-11
N 13	\$ Hawai'i	L	16-14, 14-16, 7-15, 15-13, 7-15
N 18	vs. Oregon	W	15-10, 15-7, 15-9
N 19	vs. Oregon State	W	15-11, 15-2, 15-8
N 23	at Brigham Young	W	11-15, 15-10, 17-15, 15-10
N 26	vs. Texas	W	15-10, 15-8, 15-9
N 27	vs. Penn State	W	15-11, 15-9, 15-9
D 10	% vs. California	W	15-11, 15-3, 15-3
D 11	% vs. Cal Poly	W	15-9, 15-3, 15-10
D 17	+ vs. UCLA	L	5-15, 12-15, 17-15, 15-9, 7-15
D 18	+ vs. Stanford	L	15-7, 8-15, 11-15, 2-15

1982 - Head Coach: Taras Liskevych 32-8 Overall/13-1 NorPac

S 13	• SAN JOSE STATE	W	15-8, 15-5, 15-11
S 14	• at USF	W	15-2, 15-7, 15-4
S 16	NORTHWESTERN	W	15-12, 15-7, 15-6
S 18	HOUSTON	W	15-5, 15-4, 15-4
S 19	STANFORD	W	13-15, 15-7, 15-8, 15-12
S 22	• OREGON STATE	W	15-3, 15-9, 10-15, 15-4
S 24	at Arizona State	W	15-8, 15-11, 15-12
S 25	at Arizona	L	5-15, 15-10, 4-15, 15-12, 13-15
S 29	CAL POLY	L	15-12, 10-15, 16-18, 4-15
O 1	• OREGON	W	15-2, 15-3, 15-5
O 6	• at Fresno State	W	15-4, 15-5, 11-15, 15-7
O 8	at Cal Poly	W	4-15, 20-18, 16-14, 15-12
O 9	at UCSB	W	13-15, 12-15, 15-10, 15-5, 15-11
O 13	• at Santa Clara	W	15-6, 15-11, 15-7
O 15	• at Washington	W	15-8, 15-5, 15-13
O 16	• at Washington State	W	15-5, 15-1, 15-8
O 20	• USF	W	15-1, 15-5, 15-6
O 25	• SANTA CLARA	W	15-4, 15-6, 15-4
O 26	• at California	L	5-15, 3-15, 16-14, 14-16
O 29	\$ UCSB	W	15-6, 15-8, 15-8
O 30	\$ HAWAII	L	7-15, 11-15, 15-12, 15-11, 4-15
N 3	at Stanford	L	15-11, 15-10, 7-15, 13-15, 17-19
N 5	vs. Texas A & M	W	15-12, 15-12
N 5	vs. San Diego State	W	7-15, 15-3, 19-17
N 5	vs. UCSB	W	15-12, 15-5
N 6	vs. New Mexico	W	15-6, 15-7
N 6	vs. Oregon	W	15-4, 15-4
N 6	vs. Cal Poly	W	15-6, 12-15, 15-12
N 6	vs. Hawai'i	W	15-4, 16-14
N 6	vs. San Diego State	W	15-13, 15-12
N 9	• at San Jose State	W	7-15, 15-11, 15-8, 15-10
N 11	• CALIFORNIA	W	15-12, 17-15, 15-12
N 14	PEPPERDINE	W	15-6, 15-7, 15-12
N 16	• FRESNO STATE	W	15-1, 15-10, 15-6
N 19	Oregon State	W	15-13, 15-7, 8-15, 15-7
N 20	California	L	11-15, 15-6, 7-15, 13-15
N 27	at Hawai'i	L	11-15, 1-15, 9-15
D 4	# vs. North Carolina	W	15-6, 15-3, 15-4
D 10	% vs. Arizona	W	15-13, 15-13, 7-15, 15-5
D 11	% vs. Stanford	L	6-15, 8-15, 11-15

1981 - Head Coach: Taras Liskevych 27-13 Overall/12-0 NCAC

S 14	OREGON	W	15-7, 15-6, 7-15, 8-15, 15-11
S 17	NORTHWESTERN	W	12-15, 15-11, 15-6, 13-15, 15-3
S 19	NEW MEXICO	W	15-12, 15-4, 15-8
S 20	NORTHWESTERN	L	10-15, 15-4, 6-15, 11-15
S 24	CAL POLY	L	9-15, 15-9, 9-15, 13-15
S 25	vs. Pepperdine	W	15-1, 17-15
S 25	vs. New Mexico	W	15-4, 15-4
S 25	vs. Texas	L	10-15, 15-2, 8-15
S 26	vs. Cal Poly	L	6-15, 15-11, 6-15
S 26	vs. Stanford	L	15-7, 9-15, 14-16
O 5	at Santa Clara	W	15-0, 15-12, 15-4
O 7	• at Fresno State	W	13-15, 15-10, 15-8, 15-8
O 9	at UCSB	W	16-14, 16-14, 15-7
O 10	at Cal Poly	L	15-5, 12-15, 6-15, 11-15
O 13	• SAN JOSE STATE	W	15-6, 15-10, 15-10
O 16	• at Stanford	W	12-15, 15-11, 15-5, 15-7
O 20	• CALIFORNIA	W	15-1, 15-7, 15-9
O 22	• at USF	W	15-10, 15-3, 15-4

O 25	SAN DIEGO STATE	L	13-15, 15-13, 7-15, 16-18
O 26	• SANTA CLARA	W	15-4, 15-3, 12-15, 15-4
O 30	at Portland State	L	15-10, 7-15, 13-15, 10-15
O 31	vs. British Columbia	W	15-8, 15-9, 15-2
N 2	• FRESNO STATE	W	15-6, 15-2, 14-16, 15-9
N 4	• at San Jose State	W	15-10, 15-12, 15-9
N 6	vs. Utah State	L	15-8, 11-15, 14-16
N 6	vs. Hawai'i	L	12-15, 8-15
N 6	vs. Texas-Arlington	W	15-0, 15-11
N 7	vs. Pepperdine	W	15-4, 11-15, 16-14
N 7	vs. Nebraska	W	15-12, 15-3
N 10	• USF	W	15-3, 15-2, 15-4
N 12	• STANFORD	W	6-15, 15-12, 15-13, 9-15, 15-9
N 14	\$ UCLA	W	8-15, 15-11, 15-9, 15-10
N 15	\$ Hawai'i	L	2-15, 12-15, 15-2, 15-5, 9-15
N 19	• at California	W	15-12, 15-7, 15-3
N 21	UCSB	W	15-10, 15-8, 15-7
D 4	at UCLA	W	15-5, 15-13, 15-7
D 12	% vs. Penn State	W	10-15, 15-13, 15-10, 2-15, 15-13
D 13	% vs. Cal Poly	W	15-12, 15-12, 8-15, 15-9
D 18	+ vs. USC	L	15-9, 12-15, 11-15, 15-10, 11-15
D 20	+ vs. San Diego State	L	5-15, 10-15, 7-15

1980 - Head Coach: Taras Liskevych 48-8 Overall/12-0 NCAC

S 11	vs. Hawai'i	W	15-9, 15-11, 15-12
S 11	vs. San Diego State	W	15-10, 13-15, 15-5, 14-16, 15-6
S 12	vs. UCLA	W	15-11, 15-13, 6-15, 15-11
S 12	vs. Utah State	W	15-9, 15-7, 15-7
S 13	USC	L	15-8, 3-15, 10-15, 7-15
S 15	WYOMING	W	15-2, 15-11, 15-5
S 18	OHIO STATE	W	15-4, 15-5, 15-2
S 20	OKLAHOMA	W	15-4, 15-3, 15-7
S 21	HOUSTON	W	15-6, 15-9, 15-4
S 25	PURDUE	W	15-5, 15-5, 15-12
S 26	vs. Texas	W	15-2, 15-12
S 26	vs. UC Irvine	W	15-12, 15-13
S 26	vs. Stanford	W	15-4, 15-13
S 26	vs. Purdue	W	15-10, 15-12
S 27	vs. Cal Poly	W	16-18, 15-13, 15-10
S 27	vs. Stanford	W	15-7, 15-8
O 2	at Hawai'i	L	15-9, 10-15, 3-15, 14-16
O 3	at Hawai'i	L	12-15, 15-4, 9-15, 7-15
O 8	• SANTA CLARA	W	15-1, 15-2, 15-9
O 9	USC	L	8-15, 9-15, 15-7, 15-12, 10-15
O 11	UCSB	W	15-10, 15-11, 15-7
O 14	• FRESNO STATE	W	15-9, 15-0, 15-13
O 16	• at San Jose State	W	15-7, 15-5, 15-12
O 19	vs. Jap. Coll. All-Stars	W	15-5, 15-7, 15-12
O 21	• USF	W	15-3, 15-6, 15-3
O 23	• STANFORD	W	10-15, 11-15, 15-7, 15-2, 15-6
O 28	at California	W	15-6, 15-2, 2-15, 15-12
O 31	vs. Utah State	W	15-9, 8-15, 15-9
O 31	vs. UC Irvine	W	15-5, 15-1
O 31	vs. Washington	W	15-6, 10-15, 15-8
N 1	vs. Arizona	W	18-16, 15-7
N 1	vs. Texas A & M	W	15-10, 15-4
N 1	vs. Arizona State	W	15-9, 15-4
N 1	vs. Hawai'i	L	9-15, 7-15
N 1	vs. USC	W	15-9
N 5	• at Fresno State	W	15-4, 15-9, 15-7
N 7	• at Santa Clara	W	15-11, 12-15, 15-10, 15-5
N 9	UCSB	W	15-7, 15-4, 8-15, 15-8
N 11	• at Stanford	W	13-15, 15-1, 15-3, 15-10
N 13	• SAN JOSE STATE	W	15-3, 15-1, 15-3
N 15	\$ UCLA	W	15-7, 15-8, 15-9
N 16	\$ USC	W	15-12, 16-14, 8-15, 4-15, 15-4
N 18	• CALIFORNIA	W	15-6, 15-4, 15-3
N 20	• at USF	W	15-2, 15-3, 15-9
N 28	vs. Cal Poly	W	15-10, 15-0, 15-0
N 28	vs. Hawai'i	W	18-16, 9-15, 15-3, 15-12
N 29	vs. USC	L	6-15, 4-15, 15-13, 13-15
N 29	vs. Hawai'i	W	8-15, 15-11, 15-3
N 29	vs. USC	L	14-16, 8-15, 15-9, 15-11, 5-15
D 11	& vs. Kentucky	W	15-5, 15-2
D 11	& vs. Cal Poly	W	15-10, 15-12
D 11	vs. Northwestern	W	15-6, 15-5
D 12	& vs. Washington	W	18-16, 15-10

TWO-TIME NATIONAL CHAMPIONS • 24 NCAA APPEARANCES • 36 ALL-AMERICA AWARDS • THREE OLYMPIANS

YEARLY RESULTS

TWO-TIME NATIONAL CHAMPIONS • 24 NCAA APPEARANCES • 36 ALL-AMERICA AWARDS • THREE OLYMPIANS

D 12 & vs. Utah State	W	15-11, 16-14, 13-15, 10-15, 15-13
D 13 & vs. UCLA	W	7-15, 15-13, 11-15, 15-6, 15-12
D 13 & vs. USC	L	11-15, 8-15, 9-15

1979 - Head Coach: Taras Liskevych 39-10-2 Overall/12-0 NCAC

S 18 at UC Davis	W	15-6, 15-8, 15-12
S 20 WEBER STATE	W	15-0, 15-5, 15-5
S 24 SACRAMENTO STATE	W	15-13, 15-5, 15-7
S 27 UCSB	W	15-11, 15-6, 15-13
S 29 vs. Cal Poly Pomona	W	15-1, 15-5
S 29 vs. California	W	16-14, 15-10
S 29 vs. UC Irvine	W	13-15, 15-11, 16-14
S 29 vs. Cal State Northridge	W	15-5, 15-12
S 29 vs. UCSB	W	14-16, 15-13, 15-6
S 29 vs. Stanford	W	15-7, 8-15, 15-7
S 29 at San Jose State	W	15-13, 15-4
O 2 • CALIFORNIA	W	15-5, 15-4, 15-7
O 4 • at USF	W	15-1, 15-4, 15-2
O 5 at San Diego State	L	15-13, 7-15, 15-13, 7-15, 13-15
O 6 at Pepperdine	L	15-7, 12-15, 4-15, 14-16
O 11 • SANTA CLARA	W	15-8, 15-4, 15-2
O 13 • SAN JOSE STATE	W	15-7, 15-4, 15-13
O 16 • at Fresno State	W	16-14, 17-15, 15-3
O 18 at Utah State	L	11-15, 1-15, 12-15
O 19 vs. Purdue	W	15-11, 15-6
O 19 vs. Lamar	W	15-8, 15-11
O 20 vs. USC	W	20-18, 15-9, 15-13
O 23 • USF	W	15-6, 15-2, 15-5
O 25 • at Stanford	W	15-9, 17-15, 15-11
O 28 vs. Hawai'i	W	15-10, 15-11, 8-15, 12-15, 16-14
O 30 • at California	W	15-7, 16-14, 15-9
N 1 at UC Irvine	W	14-16, 15-4, 15-4, 15-11
N 2 vs. Nebraska	T	15-11, 9-15
N 2 at UCLA	L	3-15, 14-16
N 2 vs. Central Florida	W	15-10, 15-8
N 3 vs. Utah	W	15-6, 15-5
N 3 vs. Michigan State	T	15-4, 13-15
N 3 vs. Pepperdine	L	15-10, 13-15, 10-15
N 6 • at Santa Clara	W	15-7, 15-9, 15-17, 15-7
N 8 • FRESNO STATE	W	15-13, 15-12, 15-7
N 10 \$ USC	W	15-11, 15-10, 18-16
N 11 \$ UCLA	W	12-15, 6-15, 15-10, 15-9, 15-11
N 13 • at San Jose State	W	10-15, 15-6, 15-9, 15-3
N 16 • STANFORD	W	15-9, 15-5, 15-3
N 23 vs. UCSB	W	15-8, 15-12, 14-16, 15-9
N 23 vs. UCLA	L	15-12, 11-15, 15-6, 12-15, 0-15
N 23 vs. Long Beach State	W	15-10, 15-5
N 24 vs. Pepperdine	W	16-14, 11-15, 15-1
N 24 vs. Hawai'i	L	7-15, 8-15
D 6 & vs. Pittsburgh	W	15-13, 15-6
D 6 & vs. Ohio State	L	4-15, 8-15
D 6 & vs. Southern Illinois	W	15-5, 15-7
D 6 & vs. Pepperdine	W	15-2, 15-9
D 7 & vs. Ohio State	W	17-15, 15-11, 15-7
D 8 & vs. Hawai'i	L	5-15, 4-15, 15-5, 6-15
D 8 & vs. UCLA	L	8-15, 16-14, 14-16, 15-7

1978 - Head Coach: Taras Liskevych 23-15 Overall/9-4 NCAC

S 19 UC DAVIS	W	15-11, 13-15, 15-10, 15-4
S 21 LONG BEACH STATE	W	13-15, 15-12, 15-13, 15-11
S 22 vs. Tex. Women's Univ.	W	15-10, 15-6
S 22 vs. Long Beach State	L	2-15, 4-15
S 22 vs. Santa Clara	W	15-6, 15-3
S 22 at San Jose State	W	15-3, 16-14
S 22 at San Jose State	L	13-15, 7-15, 17-19
S 23 vs. Cal State Northridge	W	15-8, 15-7
S 23 vs. Stanford	W	15-12, 3-15, 16-14
S 23 at San Jose State	L	13-15, 11-15
S 26 MONTANA STATE	W	15-8, 15-7, 15-13
S 27 at Sacramento State	W	15-9, 16-14, 15-10
S 29 CAL STATE LOS ANGELES	W	15-1, 15-6, 16-14
O 3 • at Santa Clara	W	15-9, 15-1, 16-14
O 6 • STANFORD	L	7-15, 13-15, 17-15, 15-9, 17-19
O 7 CAL POLY POMONA	W	15-5, 11-15, 15-12, 12-15, 15-9
O 11 • at USF	W	15-2, 15-13, 15-3

O 13 • CALIFORNIA	W	15-11, 13-15, 15-11, 15-11
O 15 UCLA	L	13-15, 9-15, 15-10, 5-15
O 17 • at San Jose State	L	6-15, 2-15, 6-15
O 21 • at Fresno State	W	15-13, 15-11, 15-14
O 23 • SANTA CLARA	W	15-2, 15-6, 15-8
O 26 at Hawai'i	L	3-15, 1-15, 15-3, 5-15
O 27 at Hawai'i	L	10-15, 10-15, 15-12, 5-15
O 28 at Hawai'i	L	5-15, 13-15, 15-10, 1-15
O 31 • at California	L	15-3, 8-15, 11-15, 6-15
N 2 at Cal State Northridge	L	9-15, 14-16, 15-13, 13-15
N 3 vs. Michigan State	W	15-3, 15-8
N 3 vs. UCSB	L	10-15, 3-15
N 4 vs. Utah State	L	5-15, 6-15
N 4 vs. Nebraska	W	15-5, 15-6
N 4 vs. San Diego State	L	5-15, 7-15
N 6 • USF	W	15-6, 15-8, 15-12
N 7 • FRESNO STATE	W	15-10, 12-15, 15-12, 12-15, 15-6
N 10 • at Stanford	W	7-15, 15-13, 3-15, 15-10, 15-13
N 14 vs. Nevada	W	15-9, 15-13, 15-6
N 16 • SAN JOSE STATE	W	2-15, 16-14, 15-12, 3-15, 15-10
N 18 • Stanford	L	9-15, 14-16, 6-15

1977 - Head Coach: Taras Liskevych 12-10 Overall/7-5 NCAC

S 22 at San Diego State	L	15-5, 9-15, 1-15, 10-15
S 28 at Sacramento State	W	15-9, 15-9, 15-5
O 2 UCLA	L	4-15, 5-15, 3-15
O 4 • at Stanford	L	10-15, 10-15, 9-15
O 7 • FRESNO STATE	W	15-9, 7-15, 1-15, 15-4, 16-14
O 11 • CALIFORNIA	W	13-15, 15-12, 6-15, 15-6, 15-7
O 14 • SAN JOSE STATE	L	2-15, 15-11, 10-15, 8-15
O 21 • at USF	W	15-6, 15-9, 15-11
O 25 • SANTA CLARA	W	15-10, 15-13, 15-1
O 27 at UC Davis	W	15-9, 4-15, 15-13, 15-8
O 28 CAL STATE HAYWARD	W	15-3, 15-4, 15-13
N 1 • at Fresno State	L	15-10, 15-5, 12-15, 7-15, 12-15
N 4 vs. Pepperdine	L	1-15, 5-15
N 4 vs. Cal State Northridge	L	6-15, 9-15
N 4 vs. Utah State	L	3-15, 13-15
N 5 vs. Illinois CC	W	15-11, 15-8
N 5 vs. Texas	W	15-8, 15-12
N 8 • at California	L	7-15, 12-15, 11-15
N 12 • STANFORD	W	5-15, 15-10, 15-13, 15-13
N 15 • USF	W	15-4, 15-2, 15-6
N 19 • at Santa Clara	W	15-10, 11-15, 15-8, 15-12
D 11 HAWAII	L	10-15, 10-15, 3-15

1976 - Head Coach: Taras Liskevych 17-8-1 Overall/5-0 NCAC

S 25 NEVADA	L	7-15, 6-15
S 25 CHICO STATE	T	17-15, 13-15
S 25 SAN JOSE STATE	L	1-15, 11-15
S 25 STANISLAUS STATE	W	11-1, 11-9
S 25 SONOMA STATE	W	11-3, 11-9
S 29 STANISLAUS STATE	W	15-8, 15-13
S 30 at San Francisco State	L	15-17, 15-13, 4-15
O 1 vs. Central Washington	W	15-5, 15-11
O 1 vs. Nevada	L	6-11, 10-12
O 1 vs. Ft. Lewis (Colo.)	W	15-11, 15-12
O 2 vs. Stanislaus State	W	15-5, 15-6
O 2 vs. USF	W	15-5, 15-2
O 2 vs. Nevada	W	15-11, 15-11
O 6 at Fresno State	L	5-15, 15-13, 13-15
O 8 at Sacramento State	W	16-14, 15-10
O 21 • at Saint Mary's	W	15-4, 15-3
O 27 • COL. of NOTRE DAME	W	15-5, 15-11
O 30 STANFORD	L	1-15, 16-14, 9-15, 12-15
N 3 • USF	W	15-5, 15-8
N 4 at Stanislaus State	W	15-0, 15-12
N 10 • at UC Santa Cruz	W	15-5, 15-3
N 10 • at Santa Clara	W	15-3, 15-7
N 12 NEVADA	W	16-14, 6-15, 15-11, 17-15
N 17 SONOMA STATE	W	15-3, 15-17, 15-2
N 26 vs. Nevada	L	8-15, 8-15
N 26 vs. San Diego	L	6-15, 10-15

1975 - Head Coach: Linda Golden

7-4 Overall/5-0 NCAC

S 26	NEVADA	W	15-13, 15-5
S 30	at Stanislaus State	L	2-15, 2-15
O 2	at Col. of Notre Dame	W	15-3, 15-3
O 9	STANISLAUS STATE	L	15-5, 5-15, 10-15
O 15	• SANTA CLARA	W	15-9, 15-10
O 23	• MILLS COLLEGE	W	15-9, 15-5
O 30	• COL. of NOTRE DAME	W	15-6, 15-5
N 6	• at USF	W	12-15, 15-9, 17-15
N 6	• at UC Santa Cruz	W	12-15, 15-8, 15-9
N 20	vs. San Jose State	L	1-15, 1-15
N 22	vs. Nevada	L	14-16, 12-15

TWO-TIME NATIONAL CHAMPIONS • 24 NCAA APPEARANCES • 36 ALL-AMERICA AWARDS • THREE OLYMPIANS

ALEX G. SPANOS CENTER



In its fourth decade of operation, the Alex G. Spanos Center, home of Pacific basketball and volleyball, owns a reputation as one of the Big West's finest playing facilities and one of the best in the West.

The 6,150-seat capacity arena, located on the southwest corner of the Pacific campus adjacent to Amos Alonzo Stagg Memorial Stadium, is the site of all Pacific men's and women's basketball games, men's and women's volleyball matches and a multitude of other sporting and entertainment events.

During the summer of 2008, the Spanos Center received a new floor, which redesigned the graphics on the court while adding the new three-point line for men's basketball.

Built at a cost of more than \$7 million, the building features 3,000 chairback seats, 3,000 bleacher seats and 150 baseline seats. It has the capacity to expand to 8,000 with minimal alterations.

The facility was funded by private donations and monies raised by community volunteers comprising the Spanos Center Steering Committee. Ground was broken on the site on Aug. 23, 1979.

Erected by the F&H Construction Company of Stockton, the building has four main entrances on the concourse level, 20 feet above the playing floor. The structure includes team rooms, officials headquarters, and area for two cross courts. A locker facility is located adjacent to the Spanos Center's southeast entrance in the Pacific Intercollegiate Athletics Center. Glue-laminated (instead of steel) beams support the roof of the building, and the longest of these timbers spans 248 feet.

The Tiger basketball team moved into the Spanos Center from the 2,901-seat Stockton Civic Auditorium, which served as its home since the early '60s.

The Pacific women's volleyball program makes the Spanos Center the site for all home matches in 2009 for the 29th year. The home of Tiger women's volleyball since it opened in 1981, the arena was the site of the 2001 State Farm Women's Volleyball Classic as well as NCAA Women's Volleyball Championships in 1982 and 1986 (the latter of which Pacific won).

The Spanos Center has been home to some of the largest crowds in NCAA volleyball history, including a standing-room-only crowd of 6,500 in 1986 for the NCAA Championship.

The complex is named after benefactor Alex G. Spanos, a Pacific graduate and Stockton-based businessman who owns the NFL's San Diego Chargers. A former member of the Uni-

versity's Board of Regents, Spanos also is one of the nation's largest builders of rental housing.

The Spanos Center was dedicated at an all-university convocation on the weekend of Sept. 9-11, 1981. Its first athletic event was a volleyball match between Oregon and nationally-ranked Pacific.

University of the Pacific Women's Volleyball Yearly Attendance at the Spanos Center

Year	Home Dates	W	L	PCT	Total Attendance	Average Attendance
1981	15	11	4	.733	18,660	1,284
1982	14	12	2	.857	26,098	1,864
1983	13	12	1	.923	25,517	1,963
1984	13	12	1	.923	28,472	2,190
1985	18	18	0	1.000	30,183	1,677
1986	15	14	1	.933	41,582	2,772
1987	15	14	1	.933	40,940	2,729
1988	16	11	5	.688	40,035	2,588
1989	17	16	1	.941	41,186	2,423
1990	16	11	5	.688	36,529	2,283
1991	17	12	5	.706	39,976	2,351
1992	15	13	2	.867	31,163	2,077
1993	14	10	4	.714	32,074	2,291
1994	16	13	3	.813	31,107	1,944
1995	16	13	3	.813	26,171	1,636
1996	14	13	2	.867	23,791	1,699
1997	13	12	2	.857	25,151	1,935
1998	16	15	2	.882	30,299	1,894
1999	19	18	1	.947	38,795	2,042
2000	18	18	1	.947	35,081	1,949
2001	17	15	2	.882	33,503	1,971
2002	14	7	7	.500	24,038	1,717
2003	16	12	4	.750	27,257	1,704
2004	13	10	3	.769	22,176	1,706
2005	15	10	5	.667	19,993	1,333
2006	12	4	8	.333	12,969	1,081
2007	13	11	2	.846	15,145	1,165
2008	11	9	2	.818	13,191	1,199
2009	13	9	4	.692	14,563	1,120
2010	11	7	4	.636	10,482	953
2011	16	11	5	.688	12,734	796
2012	12	7	5	.583	9,333	778
2013	13	8	5	.615	8,589	524
2014	12	9	3	.750	8,718	507
2015	9	4	5	.444	9,003	661
2016	15	10	5	.667	11,437	673
2017	12	9	3	.750	7,537	515
2018	10	5	5	.500	4,482	287
2019	9	2	7	.222	5,741	343
2020*	4	2	2	.500	0	0
2021	12	8	4	.667	5,927	494
2022	9	4	5	.444	4,441	493
2023	12	10	2	.833	6,486	540
Total	649	510	148	.775	930,735	1,434

The Alex G. Spanos Center has played host to some of the largest volleyball crowds in NCAA history.

It has hosted two NCAA Final Fours and is home to Pacific's 33rd Annual Community Bankers Classic.

TWO-TIME NATIONAL CHAMPIONS • 24 NCAA APPEARANCES • 36 ALL-AMERICA AWARDS • THREE OLYMPIANS