



2023-24



WOMEN'S BASKETBALL  
**RECORD BOOK**

2022-23 TEMPLE WOMEN'S BASKETBALL  
SEASON HIGHLIGHTS



2022-23 HONORS/AWARDS  
AMERICAN ATHLETIC CONFERENCE

American Second Team All-Conference

Aleah Nelson

American Player of the Week

Dec. 19 - Aleah Nelson

Jan. 2 - Aleah Nelson

American Weekly Honor Roll

Nov. 14 - Tiarra East

Nov. 28 - Aleah Nelson

Dec. 5 - Aleah Nelson

Dec. 12 - Tiarra East

Jan. 9 - Jasha Clinton

Jan. 28 - Aleah Nelson

Mar. 2 - Tiarra East

PHILADELPHIA BIG 5

Philadelphia Big 5 First Team

Aleah Nelson

Philadelphia Big 5 Player of the Week

Dec. 19 - Aleah Nelson

Philadelphia Big 5 Weekly Honor Roll

Nov. 14 - Tiarra East

Nov. 21 - Tarryonna Gary

Nov. 28 - Aleah Nelson

Dec. 5 - Aleah Nelson

Dec. 12 - Tiarra East

Jan. 2 - Jasha Clinton

Jan. 9 - Jasha Clinton

Jan. 28 - Aleah Nelson

Feb. 6 - Caranada Perea

Feb. 25 - Tarryonna Gary

◆ The season began a new era for Temple women's basketball with the debut of head coach Diane Richardson and her staff.

◆ The squad finished with a record of 11-18 overall and 6-10 in the American Athletic Conference. Temple fell to No. 8 seed Wichita State in the opening round of the AAC tournament.

◆ Women's Basketball began the season 5-7 in non-conference play. The non-conference slate included two ranked teams (No. 24 Princeton and No. 24 Villanova) and NCAA tournament teams St. John's and Ole Miss.

◆ Point guard Aleah Nelson became the program's 26th 1000-point scorer on December 16 in a 66-60 win over Duquesne. She poured in 33 points, becoming the first Owl to score at least 33 points since all-time leading scorer Mia Davis put up 33 against Houston on 2/15/19.

◆ The conference slate was highlighted by three straight wins against Tulane, UCF, and Wichita State.

◆ Aleah Nelson earned AAC Player of the Week twice and was named to AAC Weekly Honor Roll three times en route to being Second Team All-Conference. This is the 23rd straight season at least one Temple women's basketball player has been named All-Conference.

◆ Tiarra East built off her 2021-22 All-Freshman season. The wing was second on the team in scoring (12.0 ppg) and the team leader in rebounds (5.9 rpg). East was named to the AAC Weekly Honor Roll three times.



## AMERICAN ATHLETIC CONFERENCE

### 2022-23 FINAL STANDINGS

SCHOOL	CONF.	OVERALL	H	A	N	STR.		
*South Florida	15-1	.938	27-7	.794	14-1	10-2	3-4	L1
Memphis	11-4	.733	22-11	.667	11-4	10-4	1-3	L1
#East Carolina	11-5	.688	23-10	.697	13-3	6-7	4-0	L1
Houston	10-5	.667	15-16	.484	9-5	4-8	2-3	L1
SMU	7-8	.467	17-13	.567	13-2	2-10	2-1	L1
Tulane	7-9	.438	18-14	.562	11-6	5-6	2-2	L2
Tulsa	7-9	.438	17-13	.567	11-4	5-7	1-2	L1
Wichita State	6-10	.375	18-15	.545	11-4	3-10	4-1	L2
Temple	6-10	.375	11-18	.379	8-6	3-11	0-1	L1
UCF	4-11	.267	14-15	.483	11-5	2-9	1-1	L1
Cincinnati	2-14	.125	9-21	.300	3-10	5-9	1-2	L6

\*Regular Season Champion

#Tournament Champion

### 2022-23 AMERICAN AWARD WINNERS

#### American Athletic Conference All-Conference

##### First Team All-Conference

Danae McNeal, G, East Carolina \*

Laila Blair, G, Houston

Dulcy Fankam Mendjiadeu, F, USF \*

Elena Tsineke, G, South Florida \*

Temira Poindexter, F, Tulsa

##### Second Team All-Conference

Jamirah Shutes, G, Memphis

Sammie Puisis, G, South Florida

Jasmine Smith, G, SMU

Savannah Wilkinson, F, SMU

Aleah Nelson, G, Temple

##### Third Team All-Conference

Amiya Joyner, F, East Carolina

Madison Griggs, G, Memphis

Dynah Jones, G, Tulane

Jane Asinde, F, Wichita State

Trajata Colbert, F, Wichita State

##### All-Freshman Team

Amiya Joyner, F, East Carolina

Destiny Thomas, C, Memphis

Carla Brito, G/F, South Florida

Ella Brow, G, SMU

Ahrray Young, G, Tulsa

\*denotes unanimous selection



##### Player of the Year

Dulcy Fankam Mendjiadeu, F,  
South Florida

Elena Tsineke, G, South Florida

##### Freshman of the Year

Amiya Joyner, F, East Carolina

##### Coach of the Year

Kim McNeill, East Carolina

##### Defensive Player of the Year

Danae McNeal, G, East Carolina

##### Newcomer of the Year

Sammie Puisis, G, South Florida

##### Most Improved POTY

Danae McNeal, G, East Carolina

##### Sixth Player of the Year

Tiara Young, G, Houston \*

##### Ambassador Award

Maya Mayberry, G, Tulsa

## PHILADELPHIA BIG 5



### OWLS VS. THE BIG 5 IN 22-23

1 - 3

11/20 - L, 74-71 vs Villanova

11/23 - L, 75-66 at Saint Joseph's

12/5 - W, 70-56 vs La Salle

12/11 - L, 62-61 at Penn

### 2022-23 BIG 5 STANDINGS

TEAM	W	L
Villanova	4	0
Saint Joseph's	3	1
Penn	2	2
Temple	1	3
La Salle	0	4

### OWL BIG 5 CHAMPIONSHIPS

(Since 1979-80)

YEAR	COACH	RECORD
1982-83	Linda MacDonald	4-0
1983-84	Linda MacDonald	3-1
1985-86	Linda MacDonald	4-0
2001-02	Dawn Staley	4-0
2004-05	Dawn Staley	4-0
2005-06	Dawn Staley	4-0
2006-07	Dawn Staley	4-0
2007-08	Dawn Staley	4-0
2008-09	Tonya Cardoza	3-1
2010-11	Tonya Cardoza	4-0
2016-17	Tonya Cardoza	4-0
2019-20	Tonya Cardoza	3-1

### TEMPLE BIG 5 RECORD:

84 - 86 (.494)  
(1979-2022)

## 2022-23 TEMPLE WOMEN'S BASKETBALL FINAL STATISTICS - OVERALL

2022-2023 Temple University Women's Basketball  
Overall Statistics (as of Mar 6, 2023)

Overall Record: 11-18 Conf: 6-10 Home: 8-6 Away: 3-11 Neutral: 0-1

#	Player	GP-GS	MIN	PTS	FG		3PT		FT		Rebounds				PF	CQ	A	TO	BLK	STL	PTS	ASST
					FG-PTS	FG%	3PT-PTS	3PT%	FT-PTS	FT%	OFF	DEF	TOT	PER								
02	Nelson, Aleah	29-29	1674	37.8	143-411	.348	66-222	.298	84-129	.763	11	85	96	3.3	37	8	128	78	1	22	446	15.4
05	East, Tierra	29-18	870	30.0	123-353	.348	15-56	.268	88-107	.822	46	125	171	5.9	80	3	41	65	12	47	349	12.0
01	Clifton, Justa	16-15	318	26.8	72-194	.371	3-23	.129	53-73	.767	18	44	64	3.0	48	1	33	73	7	24	280	11.3
22	Gary, Tarryonna	29-26	851	29.3	99-264	.375	61-165	.370	23-28	.821	45	71	116	4.0	50	0	41	35	2	35	282	9.7
11	Penas, Candice	29-20	683	26.9	62-133	.466	15-48	.313	5-11	.455	22	83	113	4.0	36	1	26	33	21	11	145	5.0
10	Gourdine, Aniya	6-0	120	20.0	11-39	.282	1-5	.200	6-8	.750	8	13	21	3.5	17	0	10	18	0	6	29	4.8
02	Glamer, Dr'Wany	38-3	394	14.1	48-106	.453	0-1	.000	13-37	.352	26	37	63	3.0	77	3	16	38	22	11	119	4.3
14	Piper, Ines	29-23	572	19.7	48-119	.403	5-21	.238	13-19	.684	61	69	130	4.5	88	6	26	33	34	31	114	3.9
44	Holmes, Jolynn	19-0	177	11.8	16-43	.372	3-7	.429	14-16	.875	9	16	27	1.8	16	8	18	13	1	6	48	3.3
25	Solis, Denise	29-10	454	15.7	29-65	.446	1-2	.500	13-29	.448	34	50	84	2.9	62	2	10	28	20	8	72	2.5
03	Wheat, Malayle	16-0	178	11.1	8-24	.292	3-8	.375	3-9	.333	12	22	34	3.1	29	1	12	18	1	13	21	1.3
13	Wilson, Kourtney	4-0	12	3.0	1-2	.500	1-1	1.000	0-0	.000	0	1	1	0.3	0	0	1	3	0	1	3	0.8
<b>Total</b>		<b>28</b>	<b>3623</b>	<b>306.9</b>	<b>681-1763</b>	<b>.373</b>	<b>174-561</b>	<b>.318</b>	<b>333-489</b>	<b>.730</b>	<b>332</b>	<b>723</b>	<b>1077</b>	<b>37.1</b>	<b>338</b>	<b>18</b>	<b>374</b>	<b>432</b>	<b>113</b>	<b>217</b>	<b>1831</b>	<b>63.34</b>
<b>Opponents</b>			<b>3623</b>	<b>306.9</b>	<b>671-1733</b>	<b>.387</b>	<b>148-484</b>	<b>.306</b>	<b>417-607</b>	<b>.763</b>	<b>484</b>	<b>784</b>	<b>1188</b>	<b>41.8</b>	<b>447</b>	<b>8</b>	<b>484</b>	<b>438</b>	<b>110</b>	<b>283</b>	<b>1917</b>	<b>66.30</b>

Team Statistics	Temple	OPP
<b>SCORING</b>	<b>1631</b>	<b>1917</b>
Points Per Game	63.1	66.1
Scoring Margin	-3.0	-
<b>FIELD GOALS-ATT</b>	<b>661-1764</b>	<b>671-1733</b>
Field Goal Pct	.375	.387
<b>3 POINT FG-ATT</b>	<b>174-562</b>	<b>148-494</b>
3PT FG Pct	.318	.306
3PT Made Per Game	6.0	5.1
<b>FREE THROWS-ATT</b>	<b>333-489</b>	<b>427-607</b>
FT Pct	.730	.703
FT Made Per Game	11.6	14.7
<b>REBOUNDS</b>	<b>1077</b>	<b>1188</b>
Rebounds Per Game	37.1	41.8
Rebounds Margin	-3.9	-
<b>ASSISTS</b>	<b>374</b>	<b>404</b>
Assists Per Game	12.9	13.9
<b>TURNOVERS</b>	<b>452</b>	<b>458</b>
Turnovers Per Game	15.6	15.8
Turnovers Margin	0.2	-
Assist/Turnover Ratio	0.8	0.9
<b>STEALS</b>	<b>217</b>	<b>205</b>
Steals Per Game	7.5	7.1
<b>BLOCKS</b>	<b>123</b>	<b>118</b>
Blocks Per Game	4.2	3.8
<b>ATTENDANCE</b>	<b>27,305</b>	<b>14,519</b>
Dates/Avg Per Date	14-1,965	14-1,037
Neutral Site #/Avg	-	3-8
<b>Score by Period</b>	<b>1st 2nd 3rd 4th OT Total</b>	
Temple	488 473 467 407 3 1831	
Opponents	483 402 507 512 13 1917	

Conf	Date	Opponent	W/L	Score	Att.
	11/07/22	at Princeton	L	49-67	454
	11/12/22	GEORGETOWN	W	78-61	1,681
	11/16/22	at St. John's (NY)	L	54-66	247
	11/20/22	VILLANOVA	L	71-74	1,598
	11/23/22	at Saint Joseph's	L	66-75	342
	11/27/22	at Bucknell	W	77-62	356
	11/30/22	at Old Dominion	L	65-77	1,972
	12/03/22	UMBC	W	68-53	4,094
	12/05/22	LA SALLE	W	78-56	1,304
	12/11/22	at Penn	L	61-62	637
	12/16/22	DUQUESNE	W	66-68	1,815
	12/21/22	OLE MISS	L	55-75	1,502
*	12/30/22	MEMPHIS	W	88-68	1,412
*	01/03/23	at South Fla.	L	55-77	2,084
*	01/07/23	at Coker	W	77-73	794
*	01/11/23	EAST CAROLINA	L	51-72	3,090
*	01/17/23	TULSA	L	57-68	1,443
*	01/21/23	at Memphis	L	53-64	1,096
*	01/25/23	at Tulane	W	68-58	487
*	01/28/23	UCF	W	63-56	1,939
*	02/01/23	WICHITA ST.	W	72-58	1,913
*	02/04/23	at Houston	L	60-65	797
*	02/06/23	at East Carolina	L	52-67	898
*	02/11/23	CINCINNATI	L	66-74	1,948
*	02/16/23	HOUSTON	L	48-56	2,186
*	02/21/23	at UCF	L	53-57	2,696
*	02/25/23	at Wichita St.	L	67-79	1,668
*	03/01/23	SHU	W	68-62	1,580
	03/06/23	vs Wichita St.	L	61-71	8

\* = Conference game

## 2022-23 TEMPLE WOMEN'S BASKETBALL FINAL STATISTICS - AMERICAN ATHLETIC CONFERENCE

### 2022-2023 Temple University Women's Basketball

#### Overall Statistics (as of Mar 6, 2023)

#### Conference Games Only

Conf: 6-10 Home: 4-4 Away: 2-6 Neutral: 0-0

#	Player	GP-GS	MIN	PTS	FG		3PT		FT		Rebounds				PF	CQ	A	TO	BLK	STL	PTS	ASST
					M-F	PPR	2FG-MFA	2FG%	FT-FTA	FT%	OFF	DEF	TOT	AVG								
02	Nelson, Aleah	16-16	392	37.8	75-128	.313	33-124	.299	80-73	.892	6	45	31	3.3	16	0	70	47	0	13	243	15.3
05	East, Tierra	16-10	499	31.2	64-182	.352	8-27	.296	54-60	.900	22	65	87	5.4	47	2	24	40	7	28	190	11.9
01	Clarke, Justa	0-0	168	28.8	27-72	.375	3-9	.333	13-18	.694	3	13	16	2.7	17	0	20	20	1	7	70	11.7
22	Gary, Tarryonna	16-16	496	31.0	55-155	.355	35-99	.354	15-18	.833	27	38	65	4.1	30	0	29	17	1	15	160	10.0
11	Fewis, Ciandra	16-15	378	23.7	49-99	.496	0-0	.296	5-7	.714	14	32	46	3.3	36	1	17	37	14	3	183	8.4
42	Garner, Brittany	15-1	240	16.0	30-67	.448	0-1	.000	17-28	.607	14	37	51	3.4	48	3	9	26	16	8	77	5.1
18	Goodrich, Ariya	0-0	128	28.8	11-49	.224	3-9	.286	5-8	.750	0	13	21	3.3	17	0	18	18	0	6	29	4.8
14	Piper, Ines	16-12	302	18.9	25-56	.446	2-9	.222	4-6	.667	36	28	64	4.0	42	2	12	16	26	17	56	3.5
23	Bills, Danyle	16-3	247	13.4	14-43	.400	3-1	1.000	7-17	.412	16	25	41	3.0	29	0	6	9	15	3	36	1.3
03	Waleed, Makayla	12-0	159	13.3	9-32	.281	1-7	.143	2-7	.286	8	18	26	2.2	19	0	10	14	1	13	21	1.8
13	Wilson, Courtney	2-0	7	3.5	1-1	1.000	1-1	1.000	0-0	.000	0	1	1	0.3	0	0	1	0	0	0	3	1.5
44	Holmes, Jelynn	4-0	16	4.0	2-5	.400	0-1	.000	0-0	.000	0	1	1	0.3	2	0	0	1	0	1	4	1.0
<b>Total</b>		<b>16</b>	<b>3223</b>	<b>201.8</b>	<b>398-971</b>	<b>.389</b>	<b>81-613</b>	<b>.281</b>	<b>163-243</b>	<b>.753</b>	<b>193</b>	<b>485</b>	<b>398</b>	<b>37.4</b>	<b>287</b>	<b>0</b>	<b>298</b>	<b>132</b>	<b>81</b>	<b>118</b>	<b>980</b>	<b>61.88</b>
<b>Opponents</b>			<b>3223</b>	<b>201.8</b>	<b>389-982</b>	<b>.373</b>	<b>75-633</b>	<b>.286</b>	<b>247-344</b>	<b>.716</b>	<b>248</b>	<b>435</b>	<b>383</b>	<b>43.8</b>	<b>246</b>	<b>2</b>	<b>287</b>	<b>248</b>	<b>61</b>	<b>128</b>	<b>1036</b>	<b>65.23</b>

Team Statistics	Temple	OPP
<b>SCORING</b>	<b>998</b>	<b>1058</b>
Points Per Game	61.9	66.1
Scoring Margin	-4.2	-
<b>FIELD GOALS-ATT</b>	<b>358-972</b>	<b>368-982</b>
Field Goal Pct	.368	.373
<b>3 POINT FG-ATT</b>	<b>91-314</b>	<b>75-253</b>
3PT FG Pct	.290	.296
3PT Made Per Game	5.7	4.7
<b>FREE THROWS-ATT</b>	<b>183-243</b>	<b>247-344</b>
FT Pct	.753	.718
FT Made Per Game	11.4	15.4
<b>REBOUNDS</b>	<b>598</b>	<b>685</b>
Rebounds Per Game	37.4	42.8
Rebounds Margin	-5.4	-
<b>ASSISTS</b>	<b>208</b>	<b>207</b>
Assists Per Game	13.0	12.9
<b>TURNOVERS</b>	<b>252</b>	<b>246</b>
Turnovers Per Game	15.8	15.4
Turnovers Margin	-0.4	-
Assist/Turnover Ratio	0.8	0.8
<b>STEALS</b>	<b>118</b>	<b>129</b>
Steals Per Game	7.4	8.1
<b>BLOCKS</b>	<b>61</b>	<b>61</b>
Blocks Per Game	5.1	3.8
<b>ATTENDANCE</b>	<b>15,911</b>	<b>10,911</b>
Dates-Avg Per Date	8-1,939	8-1,314
Neutral Site 4-Avg	-	0-0

Date	Opponent	W/L	Score	Att.
12/30/22	MEMPHIS	W	80-69	1412
01/03/23	at South Fla.	L	55-77	2084
01/07/23	at Cincinnati	W	77-73	704
01/11/23	EAST CAROLINA	L	51-72	3090
01/17/23	TULSA	L	57-69	1443
01/21/23	at Memphis	L	53-64	1096
01/25/23	at Tulane	W	66-59	487
01/28/23	UCF	W	63-56	1939
02/01/23	WICHITA ST.	W	72-59	1913
02/04/23	at Houston	L	60-65	797
02/08/23	at East Carolina	L	52-67	698
02/11/23	CINCINNATI	L	66-74	1948
02/18/23	HOUSTON	L	48-56	2186
02/21/23	at UCF	L	53-57	2696
02/25/23	at Wichita St.	L	67-79	1668
03/01/23	SMU	W	68-62	1580

Score by Period	1st	2nd	3rd	4th	OT	Total
Temple	233	136	261	352	3	990
Opponents	238	136	277	384	13	1098

## TEAM RECORDS

### GAME RECORDS

#### POINTS

Most: 116, vs. La Salle, 1/7/84  
 Half: 67, vs. La Salle, second, 1/7/84  
 Both teams, Most: 188,  
 Temple 97, Florida 91, 11/13/15

#### FIELD GOALS

Made: 46, vs. La Salle, 1/7/84  
 Attempted: 93, vs. Valdosta St., 1/24/84  
 Percentage, game: 64.1, vs. Brooklyn,  
 12/1/84

Percentage, half:

76.2, first, at SMU, 2/1/14  
 72.4, second, vs. Brooklyn, 12/1/84

#### THREE-POINT FIELD GOALS

Made: 15 vs. Memphis, 2/4/15  
 Attempted: 34 vs. SMU, 1/11/20  
 Percentage, game: 81.8 (9-for-11),  
 vs. Saint Louis, 2/2/11

#### FREE THROWS

Made: 32, at Saint Louis, 2/27/08  
 Attempted, Most: 55, at Saint Louis,  
 2/27/08  
 Percentage, highest: 100.0 (14-for-14),  
 vs. Princeton, 11/22/83;  
 vs. Iowa State, 3/16/02

#### REBOUNDS

Made: 77, vs. George Mason, 12/2/83

#### ASSISTS

Made: 31, vs. Penn, 12/9/85

#### STEALS

Made: 27, at Rhode Island, 2/19/12; 27  
 vs. Xavier, 2/19/98

#### BLOCKED SHOTS

Made: 15, vs. St. Bonaventure, 1/22/87

#### PERSONAL FOULS

Most: 35, vs. Penn State, 11/21/98

### SEASON RECORDS

#### POINTS

Overall: 2,455, 2014-15 & 2015-16  
 Fewest Overall: 120 in 1926-27  
 Average: 78.5 in 1955-56

#### FIELD GOALS

Made: 922 in 1981-82  
 Attempted: 2,368 in 2014-15  
 Percentage: 45.2 in 1985-86  
 (822-for-1,817)

#### THREE-POINT FIELD GOALS

Made: 245 in 2014-15  
 Attempted: 743 in 2014-15  
 Percentage: 44.8 in 1986-87  
 (52-for-116)

#### FREE THROWS

Made: 499 in 2001-02  
 Attempted: 739 in 2001-02  
 Percentage: 73.0 in 2022-23  
 (335-for-459)

#### REBOUNDS

Most: 1,637 in 1981-82

#### ASSISTS

Made: 619 in 1995-96

#### STEALS

Most: 579 in 1995-96

#### BLOCKED SHOTS

Most: 267 in 1995-96

#### PERSONAL FOULS

Most: 624 in 2001-02

#### TURNOVERS

Most: 687 in 1981-82

#### MISCELLANEOUS

Number of games: 34 in 2007-08  
 Most Wins: 28 in 2004-05  
 Most Losses: 25 in 1994-95  
 Consecutive Wins: 31  
 from 1941-42 to 1944-45  
 Consecutive Losses: 17 in 1994-95  
 Winning Percentage: 1.000, four times  
 Lowest Winning Percentage: .074 (2-25)  
 in 1994-95



1999-2000 Temple Owls



2003-04 Temple Owls



2005-06 Temple Owls



2006-07 Temple Owls

## INDIVIDUAL RECORDS

### POINTS

**Game:** 42, Kristen McCarthy, 2/13/10  
**Season:** 654, Tanaya Atkinson, 2017-18  
**Average:** 28.8, Nancy Kelly, 1955-56  
**Career:** 2,376, Mia Davis, 2017-22  
**Average:** 18.8, Marilyn Stephens, 1980-84,  
 Kelly Lane, 1988-90

### REBOUNDS

**Game:** 23, Lynn Blaszczyk  
 vs. East Stroudsburg, 12/9/80;  
 Marilyn Stephens vs. West Chester, 2/16/81;  
 Marilyn Stephens vs. Syracuse, 1/10/80;  
 Rhonda Bates vs. G. Washington, 2/15/90  
**Season:** 407, Marilyn Stephens, 1980-81  
**Average:** 14.5, Marilyn Stephens, 1980-81  
**Career:** 1,519, Marilyn Stephens, 1980-84  
**Average:** 13.0, Marilyn Stephens, 1980-84

### ASSISTS

**Game:** 15, Dallese Jackson  
 vs. Rutgers, 2/5/92  
**Season:** 232, Feyonda Fitzgerald, 2016-17  
**Average:** 7.3, Feyonda Fitzgerald, 2016-17  
**Career:** 635, Feyonda Fitzgerald, 2013-17  
**Average:** 4.7, Donna Kennedy, 1979-83  
 4.7, Feyonda Fitzgerald, 2013-17

### FIELD GOALS

**Game Made:** 18, Marilyn Stephens  
 vs. George Mason, 12/2/83  
**Attempted:** 31, Claudrena Harold  
 vs. Rutgers, 2/22/95  
**Percentage:** 90.9 (10-for-11), Marilyn  
 Stephens vs. James Madison, 12/2/83  
**Season Made:** 252,  
 Marilyn Stephens, 1983-84  
**Attempted:** 546  
 Kamesha Hairston, 2006-07  
**Percentage:** 54.7, Candice Dupree  
 2003-04  
**Career:** 919, Marilyn Stephens, 1980-84  
**Attempted:** 1,906, Mia Davis,  
 2017-22  
**Percentage:** 52.8, Lady Comfort, 2004-08

### THREE-POINT FIELD GOALS

**Made:** 9, Stacey Smalls vs. UMass, 1/16/03  
**Attempted:** 18, Marissa Mackins  
 vs. La Salle, 12/30/19  
**Season:** 88, Alliya Butts, 2016-17  
**Attempted:** 257, Alliya Butts, 2016-17  
**Percentage:** 46.0, Addie Jackson, 86-87  
**Career:** 292, Alliya Butts, 2014-19  
**Attempted:** 893, Alliya Butts, 2014-19  
**Percentage:** 37.6, Addie Jackson, 1983-88

### FREE THROWS

**Game:** 15, Mia Davis  
 vs. Towson, 12/4/19  
**Attempted:** 20, Claudrena Harold  
 vs. Morgan State, 12/20/94  
**Pct.:** 1.000 (12-for-12), Donna Kennedy  
 vs. Immaculata, 12/12/80  
**Season:** 147, Kelly Lane, 1989-90  
**Attempted:** 188, Kelly Lane, 1989-90  
**Percentage:** 90.2, Tyonna Williams  
 in 2013-14  
**Career:** 546, Mia Davis, 2017-22  
**Attempted:** 719, Mia Davis, 2017-22  
**Percentage:** 81.6, Tyonna Williams, 2011-15

### STEALS

**Game:** 10, Stacey Dean  
 vs. Penn State, 1/14/85  
**Season:** 104, Shey Peddy, 2010-11  
**Average:** 3.6, Jen Ricco, 1997-98  
**Career:** 280, Alliya Butts, 2014-19  
**Average:** 3.1, Shey Peddy, 2010-12  
 3.1, Alliya Butts, 2014-19

### BLOCKED SHOTS

**Game:** 11, Merida Grant  
 vs. St. Bonaventure, 1/22/87  
**Season:** 97, Marilyn Stephens  
 in 1980-81 and 1981-82  
**Average:** 3.5, Marilyn Stephens, 1980-81  
**Career:** 342, Marilyn Stephens, 1980-84  
**Average:** 2.9, Marilyn Stephens, 1980-84

### GAMES PLAYED

**Season:** 37, Alliya Butts, 2014-15  
**Career:** 140, Mia Davis, 2017-22

### PERSONAL FOULS

**Season:** 119, Rhonda Bates, 1989-90  
**Career:** 447, Mia Davis, 2017-22



Marilyn Stephens



Kamesha Hairston



Mia Davis

## CAREER RECORDS

### POINTS

Name (Years)	G	AVG	PTS
1. Mia Davis (2017-22)	140	17.0	2,376
2. Marilyn Stephens (1980-84)	117	18.8	2,194
3. Alliya Butts (2014-19)	134	14.4	1,936
4. Tanaya Atkinson (2014-18)	133	14.2	1,890
5. Feyonda Fitzgerald (2013-17)	134	13.6	1,824
6. Candice Dupree (2002-06)	113	15.0	1,698
7. Pam Balogh (1985-89)	115	14.2	1,636
8. Kristen McCarthy (2008-12)	131	12.4	1,619
9. Kamesha Hairston (2003-07)	128	12.3	1,573
10. Lynn Blaszczyk (1979-83)	115	11.6	1,329
11. Mimi Carroll (1982-86)	111	11.6	1,290
12. Addie Jackson (1984-88)	113	11.3	1,272
13. Stacey Smalls (1999-03)	117	10.8	1,258
14. Claudrena Harold (1994-97)	93	15.1	1,251
15. Jen Ricco (1993-98)	93	13.3	1,236
16. Qwedia Wallace (2007-11)	125	9.5	1,190
17. Kelly Lane (1988-90)	62	18.8	1,166
18. Donna Kennedy (1979-83)	107	10.8	1,156
19. LaKeisha Eaddy (2006-10)	129	8.9	1,144
20. Theresa Govens (1982-86)	114	9.9	1,131
21. Erica Covile (2012-2016)	118	9.1	1,076
22. Tyonna Williams (2011-15)	130	8.3	1,075
23. Shey Peddy (2010-12)	66	15.8	1,045
24. Margarete Rougier (1989-93)	110	9.5	1,043
25. Jennifer Gowan (1979-82)	83	12.4	1,028

### POINTS PER GAME

Name (Years)	G	PTS	PPG
1. Marilyn Stephens (1980-84)	117	2,194	18.8
2. Kelly Lane (1988-90)	62	1,166	18.8
3. Mia Davis (2017-22)	140	2,376	17.0
4. Shey Peddy (2010-12)	66	1,045	15.8
<b>5. Aleah Nelson (2022-pres)</b>	<b>29</b>	<b>448</b>	<b>15.4</b>
6. Claudrena Harold (1994-97)	83	1,251	15.1
7. Candice Dupree (2002-06)	113	1,698	15.0
8. Alliya Butts (2014-19)	134	1,936	14.4
9. Tanaya Atkinson (2014-18)	133	1,890	14.2
10. Pam Balogh (1985-89)	115	1,636	14.2
11. Feyonda Fitzgerald (2013-17)	102	1,824	13.6

### ASSISTS

Name (Years)	G	AVG	ASTS
1. Feyonda Fitzgerald (2014-17)	134	4.7	635
2. Donna Kennedy (1979-83)	107	4.7	507
3. LaKeisha Eaddy (2006-10)	129	3.8	489
4. Alliya Butts (2014-19)	134	3.1	420
5. Dalles Jackson (1988-92)	108	3.7	398
6. Tyonna Williams (2011-15)	130	3.0	273
7. Wendi Goods (1993-97)	108	3.7	395
8. BJ Williams (2008-12)	109	3.4	367
9. Stacey Smalls (1999-03)	117	3.1	359
10. Karen Healey (1985-89)	108	3.3	353

### ASSISTS PER GAME

Name (Years)	G	AST	APG
1. Feyonda Fitzgerald (2014-17)	134	635	4.7
2. Donna Kennedy (1979-83)	107	507	4.7
<b>3. Aleah Nelson (2022-pres)</b>	<b>29</b>	<b>128</b>	<b>4.4</b>
4. Asonah Alexander (2019-21)	53	225	4.2
5. LaKeisha Eaddy (2006-10)	129	489	3.8
6. Wendi Goods (1993-97)	108	395	3.7
7. Dalles Jackson (1988-92)	109	398	3.7
8. Shey Peddy (2010-12)	66	239	3.6
9. Aniya Gouridine (2021-23)	34	127	4.5
10. BJ Williams (2008-12)	109	367	3.4

### REBOUNDS

Name (Years)	G	AVG	REB
1. Marilyn Stephens (1980-84)	117	13.0	1,519
2. Mia Davis (2017-22)	140	8.4	1,173
3. Tanaya Atkinson (2014-18)	133	7.9	1,053
4. Lynn Blaszczyk (1979-83)	115	8.3	949
5. Candice Dupree (2002-06)	113	8.3	940
6. Rhonda Bates (1986-90)	121	7.4	896
7. Theresa Govens (1982-86)	114	7.4	847
8. Natasha Thames (2009-14)	130	6.2	825
9. Erica Covile (2012-2016)	118	7.0	821
10. Lady Comfort (2004-08)	127	6.1	771
11. Kamesha Hairston (2003-07)	128	5.9	757
12. Shenita Landry (2005-09)	130	5.7	747
13. Victoria Macaulay (2009-13)	121	6.1	740
14. Kristen McCarthy (2008-12)	131	5.4	713
15. Margarete Rougier (1989-93)	110	6.1	675
16. Lisa Jakubowicz (1998-02)	104	6.0	628
17. Pam Balogh (1985-89)	115	5.4	616
18. Dawn Hoover (1979-83)	98	6.0	592
19. Jasmine Stone (2006-10)	92	6.4	591
20. Judy Sherwin (1977-80)	64	8.7	555
21. Mimi Carroll (1982-86)	111	5.0	552
22. Ari Moore (2001-05)	115	4.6	532
23. A. Christoforakis (2000-02)	60	8.6	514
24. Merida Grant (1984-88)	97	5.3	513
25. Shememe Williams (1994-97)	80	6.2	493

### REBOUNDS PER GAME

Name (Years)	G	REB	RPG
1. Marilyn Stephens (1980-84)	117	1,519	13.0
2. A. Christoforakis (2000-02)	60	514	8.6
3. Mia Davis (2017-22)	140	1,173	8.4
4. Lynn Blaszczyk (1979-83)	115	949	8.3
5. Candice Dupree (2002-06)	113	940	8.3
6. Tanaya Atkinson (2014-18)	133	1,053	7.9
7. Theresa Govens (1982-86)	114	847	7.4
8. Rhonda Bates (1986-90)	121	896	7.4
9. Kelly Lane (1988-90)	62	450	7.3
10. Erica Covile (2012-2016)	118	821	7.0

### STEALS

Name (Years)	G	AVG	STL
1. Alliya Butts (2014-19)	134	2.0	280
2. LaKeisha Eaddy (2006-10)	129	2.0	252
3. Pam Balogh (1985-89)	115	2.1	237
4. Dalles Jackson (1988-92)	109	2.2	236
5. Kamesha Hairston (2003-07)	128	1.8	235
6. Jen Ricco (1993-98)	93	2.4	221
7. Donna Kennedy (1979-82)	107	2.1	220
8. Rhonda Bates (1986-90)	121	1.8	212
9. Kristen McCarthy (2008-12)	131	1.6	209
10. Shey Peddy (2010-12)	66	3.1	206

### STEALS PER GAME

Name (Years)	G	STL	SPG
1. Shey Peddy (2010-12)	66	206	3.1
2. Jen Ricco (1993-98)	93	221	2.4
3. Dalles Jackson (1988-92)	109	236	2.2
4. Pam Balogh (1985-89)	115	237	2.1
5. Donna Kennedy (1979-82)	107	220	2.1
6. LaKeisha Eaddy (2006-10)	129	252	2.0
7. Alliya Butts (2014-19)	134	280	2.0
8. Aniya Gouridine (2021-23)	34	66	1.9
9. Kamesha Hairston (2003-07)	128	235	1.8
10. Kelly Lane (1988-90)	62	113	1.8



Alliya Butts



Fatima Maddox



Feyonda Fitzgerald



## CAREER RECORDS

### BLOCKED SHOTS

Name (Years)	G	BPG	BLK
1. Marilyn Stephens (1980-84)	117	2.9	342
2. Lynn Blaszczyk (1979-83)	115	1.9	218
Candice Dupree (2002-06)	113	1.9	218
4. Victoria Macaulay (2009-13)	121	1.7	211
5. Theresa Govens (1982-86)	114	1.7	189
6. Merida Grant (1984-88)	99	1.9	188
7. Lady Comfort (2004-08)	127	1.1	115
8. Shenita Landry (2005-09)	130	0.8	103
9. Alexa Williamson (2018-22)	103	0.8	92
10. Jen Ricco (1993-98)	93	0.9	88



Lynn Blaszczyk



Tanaya Atkinson

### BLOCKS PER GAME

Name (Years)	G	BLK	BPG
1. Marilyn Stephens (1980-84)	117	342	2.9
2. Merida Grant (1984-88)	97	188	1.9
Candice Dupree (2002-06)	113	218	1.9
Lynn Blaszczyk (1979-83)	115	218	1.9
5. Victoria Macaulay (2009-13)	121	211	1.7
Theresa Govens (1982-86)	114	189	1.7
7. Lady Comfort (2004-08)	127	115	1.1
8. Kelly Lane (1988-90)	62	62	1.0
9. Jasmine Stone (2006-10)	92	97	0.9
Jen Ricco (1993-98)	93	88	0.9

### FIELD GOALS

Name (Years)	FG
1. Marilyn Stephens (1980-84)	919
2. Mia Davis (2017-22)	877
3. Candice Dupree (2002-06)	696
4. Alliya Butts (2014-19)	671
5. Pam Balogh (1985-89)	655
6. Tanaya Atkinson (2014-18)	649
7. Feyonda Fitzgerald (2013-17)	637
8. Kristen McCarthy (2008-12)	626
9. Kamesha Hairston (2003-07)	615
10. Lynn Blaszczyk (1979-83)	543

### FIELD GOALS ATT.

Name (Years)	FGA
1. Mia Davis (2017-22)	1,906
2. Alliya Butts (2014-19)	1,884
3. Feyonda Fitzgerald (2013-17)	1,832
4. Marilyn Stephens (1980-84)	1,816
5. Kristen McCarthy (2008-12)	1,610
6. Pam Balogh (1985-89)	1,534
7. Tanaya Atkinson (2014-18)	1,413
8. Kamesha Hairston (2003-07)	1,361
9. Candice Dupree (2002-06)	1,352
10. Addie Jackson (1983-88)	1,297

### FIELD GOAL PCT.

Name (Years)	FG	ATT	PCT
1. Lady Comfort (2004-08)	400	758	52.8
2. Candice Dupree (2002-07)	695	1,352	51.5
3. Marilyn Stephens (1980-84)	919	1,816	50.6
4. Kelly Lane (1988-90)	452	904	50.0
5. Shenita Landry (2005-09)	315	633	49.8
6. Natasha Thames (2009-14)	360	754	47.7
7. Merida Grant (1984-88)	355	751	47.3
8. A. Christoforakis (2000-02)	281	595	47.2
9. Shey Peddy (2010-12)	358	771	46.4
10. Mia Davis (2017-22)	877	1,906	46.0

Minimum 250 FG made

### THREE-POINT FG

Name (Years)	3PT
1. Alliya Butts (2014-19)	292
2. Tyonna Williams (2011-15)	171
3. Qweddia Wallace (2007-11)	162
4. Stacey Smalls (1999-03)	154
5. Chantel Adkins (1991-94)	144
6. Natalia Isaac (1998-02)	139
7. Claudrena Harold (1994-97)	133
Marissa Mackins (2018-20)	133
9. Shey Peddy (2010-12)	128
10. Rateska Brown (2011-14)	126

### THREE-POINT FG ATT

Name (Years)	ATT
1. Alliya Butts (2014-19)	893
2. Tyonna Williams (2011-15)	556
3. Natalia Isaac (1998-02)	504
4. Chantel Adkins (1991-94)	460
5. Qweddia Wallace (2007-11)	455
6. Stacey Smalls (1999-03)	452
7. Claudrena Harold (1994-97)	419
8. Marissa Mackins (2018-20)	410
9. Kristen McCarthy (2008-12)	389
10. Rateska Brown (2011-14)	366

### THREE-POINT FG PCT.

Name (Years)	3FG ATT	PCT
1. Addie Jackson (1983-88)	83 221	37.6
2. Shey Peddy (2010-12)	128 342	37.4
3. Karen Healey (1985-89)	88 237	37.1
4. <b>Tariyonna Gary (2022-pres.)</b>	<b>61 165</b>	<b>37.0</b>
5. Kelly Wickes (1988-91)	64 176	36.4
6. Cynthia Jordan (2001-05)	119 331	36.0
7. Qweddia Wallace (2007-11)	161 439	35.6
8. Rateska Brown (2011-14)	126 366	34.4
9. Stacey Smalls (1999-03)	154 452	34.1
10. Ashley Morris (2004-08)	102 306	33.3
Lindsay Kimmel (2007-09)	95 285	33.3

Minimum of two years and 50 3P FG made

### FREE THROWS

Name (Years)	FT
1. Mia Davis (2017-22)	546
2. Feyonda Fitzgerald (2013-17)	402
3. Marilyn Stephens (1980-84)	356
4. Tanaya Atkinson (2014-18)	343
5. Lisa Jakubowicz (1998-02)	335
6. Pam Balogh (1985-89)	323
7. Candice Dupree (2002-06)	303
8. Alliya Butts (2014-19)	302
9. Kamesha Hairston (2003-07)	290
10. Mimi Carroll (1982-86)	264

### FREE THROWS ATT

Name (Years)	FTA
1. Mia Davis (2017-22)	719
2. Marilyn Stephens (1980-84)	603
3. Tanaya Atkinson (2014-18)	537
4. Feyonda Fitzgerald (2013-17)	508
5. Lisa Jakubowicz (1998-02)	519
6. Candice Dupree (2002-06)	481
7. Pam Balogh (1985-89)	437
8. Alliya Butts (2014-19)	406
9. Mimi Carroll (1982-86)	405
10. Lynn Blaszczyk (1979-83)	400

### FREE THROW PCT.

Name (Years)	FT	ATT	PCT
1. Tyonna Williams (2011-15)	230	282	81.6
<b>Tiarra East (2021-pres.)</b>	<b>102 125</b>	<b>81.6</b>	
3. Addie Jackson (1983-88)	131	161	81.4
4. Shey Peddy (2010-12)	201	252	79.8
5. Feyonda Fitzgerald (2013-17)	402	508	79.1
Qweddia Wallace (2008-11)	200	254	79.1
7. <b>Aleah Nelson (2022-pres.)</b>	<b>94 120</b>	<b>78.3</b>	
8. Cynthia Jordan (2001-05)	222	284	78.2
9. Jen Ricco (1993-98)	252	329	76.6
10. Kelly Lane (1988-90)	262	344	76.2

## SEASON RECORDS

### POINTS

Name (Year)	G	AVG	PTS
1. Tanaya Atkinson (2017-18)	33	21.1	654
2. Kamesha Hairston (2006-07)	33	18.9	625
3. Marilyn Stephens (1983-84)	27	22.4	606
4. Marilyn Stephens (1982-83)	31	19.5	605
5. Kelly Lane (1989-90)	30	19.8	595
6. Shey Peddy (2011-12)	33	17.6	580
7. Kelly Lane (1988-89)	33	17.8	571
8. Mia Davis (2019-20)	30	18.8	565
9. Pam Balogh (1988-89)	31	18.0	558
Candice Dupree (2005-06)	32	17.4	558
11. Feyonda Fitzgerald (2016-17)	32	17.3	553
12. Mia Davis (2018-19)	29	18.9	547
13. Marilyn Stephens (1980-81)	28	18.3	531
14. Alliya Butts (2015-16)	35	15.1	530
15. Mia Davis (2021-22)	28	18.8	527
16. Candice Dupree (2004-05)	32	16.3	521
17. Pam Balogh (1987-88)	31	17.9	519
18. Ashley Morris (2007-08)	34	15.2	518
19. Jen Ricco (1997-98)	27	18.7	505
20. Kristen McCarthy (2009-10)	34	14.8	502
21. Alliya Butts (2016-17)	35	15.5	497
22. Feyonda Fitzgerald (2015-16)	35	13.6	476
23. Shey Peddy (2010-11)	33	14.1	465
24. Claudrena Harold (1994-95)	27	17.2	463
25. Alliya Butts (2018-19)	30	15.2	455

### POINTS PER GAME

Name (Year)	G	PTS	PPG
1. Marilyn Stephens (1983-84)	27	606	22.4
2. Tanaya Atkinson (2017-18)	33	654	21.1
3. Kelly Lane (1989-90)	30	595	19.8
4. Marilyn Stephens (1982-83)	31	605	19.5
5. Marilyn Stephens (1980-81)	28	531	19.0
6. Kamesha Hairston (2006-07)	33	625	18.9
Mia Davis (2018-19)	29	547	18.9
8. Mia Davis (2019-20)	30	565	18.8
Mia Davis (2021-22)	28	527	18.8
10. Jen Ricco (1997-98)	27	505	18.7

### ASSISTS

Name (Year)	G	APG	AST
1. Feyonda Fitzgerald (2016-17)	32	7.3	232
2. Dallese Jackson (1991-92)	28	7.2	202
3. Feyonda Fitzgerald (2015-16)	35	5.3	186
4. LaKeisha Eaddy (2008-09)	30	5.5	165
5. Tyonna Williams (2012-13)	32	5.0	161
6. BJ Williams (2011-12)	32	4.9	157
7. Donna Kennedy (1979-80)	23	6.3	151
8. Ashley Morris (2007-08)	34	4.3	147
9. Karen Healey (1987-88)	29	5.0	145
Alliya Butts (2018-19)	30	4.8	145

### ASSISTS PER GAME

Name (Years)	G	AST	APG
1. Feyonda Fitzgerald (2015-16)	32	232	7.3
2. Dallese Jackson (1991-92)	28	202	7.2
3. Donna Kennedy (1979-80)	23	151	6.3
4. LaKeisha Eaddy (2008-09)	30	165	5.5
5. Feyonda Fitzgerald (2015-16)	35	186	5.3
6. Tyonna Williams (2012-13)	32	161	5.0
Karen Healey (1987-88)	29	145	5.0
8. BJ Williams (2011-12)	32	157	4.9
Asonah Alexander (2020-21)	22	108	4.9
10. Alliya Butts (2018-19)	30	145	4.8

### REBOUNDS

Name (Years)	G	AVG	REB
1. Marilyn Stephens (1980-81)	28	14.5	407
2. Marilyn Stephens (1982-83)	31	13.0	404
3. Marilyn Stephens (1981-82)	30	12.0	362
4. Marilyn Stephens (1983-84)	27	12.8	346
5. Rhonda Bates (1989-90)	30	10.5	324
6. Lynn Blaszczyk (1979-80)	23	13.3	319
7. Erica Covile (2014-15)	37	8.3	308
8. Mia Davis (2019-20)	30	10.2	306
9. Jasmine Stone (2009-10)	34	8.9	301
10. Victoria Macaulay (2012-13)	32	9.4	300
11. Tanaya Atkinson (2017-18)	33	9.5	295
12. Candice Dupree (2004-05)	32	9.1	290
13. Lady Comfort (2007-08)	34	8.4	286
14. Kamesha Hairston (2006-07)	33	8.6	285
15. Candice Dupree (2005-06)	32	8.7	279
16. Magarete Rougier (1992-93)	27	10.2	275
17. Shenita Landry (2008-09)	31	8.8	272
18. Dawn Hoover (1981-82)	31	8.7	271
19. Erica Covile (2015-16)	35	7.7	269
20. Mia Davis (2018-19)	29	9.1	265
21. Tanaya Atkinson (2016-17)	32	8.7	261
22. A. Christoforakis (2001-02)	30	8.6	258
Theresa Govens (1985-86)	28	9.2	258
24. A. Christoforakis (2000-01)	30	8.5	256
25. Tanaya Atkinson (2014-15)	37	6.8	253

### REBOUNDS PER GAME

Name (Years)	G	REB	RPG
1. Marilyn Stephens (1980-81)	28	407	14.5
2. Lynn Blaszczyk (1979-80)	23	319	13.3
3. Marilyn Stephens (1982-83)	31	404	13.0
4. Marilyn Stephens (1983-84)	27	346	12.8
5. Marilyn Stephens (1981-82)	31	362	11.7
6. Rhonda Bates (1989-90)	31	324	10.5
7. Mia Davis (2019-20)	30	306	10.2
8. Magarete Rougier (1992-93)	27	275	10.1
9. Tanaya Atkinson (2017-18)	33	295	9.5
10. Victoria Macaulay (2012-13)	32	300	9.4

### STEALS

Name (Years)	G	SPG	STLS
1. Shey Peddy (2010-11)	33	3.2	104
2. Shey Peddy (2011-12)	33	3.1	102
3. Jen Ricco (1997-98)	27	3.6	96
4. Dallese Jackson (1991-92)	28	3.2	90
5. Stacey Dean (1984-85)	28	3.1	89
6. LaQuana Fulmer (1995-96)	28	3.0	84
Rhonda Bates (1989-90)	31	2.7	84
8. LaKeisha Eaddy (2008-09)	30	2.8	83
9. Alliya Butts (2015-16)	34	2.3	80
10. Dallese Jackson (1989-90)	30	2.5	77
Shememe Williams (1995-96)	26	3.0	77

### STEALS PER GAME

Name (Years)	G	STLS	SPG
1. Jen Ricco (1997-98)	27	96	3.6
2. Shey Peddy (2010-11)	33	104	3.2
Dallese Jackson (1991-92)	28	90	3.2
4. Shey Peddy (2011-12)	33	102	3.1
Stacey Dean (1984-85)	29	89	3.1
6. LaQuana Fulmer (1995-96)	28	84	3.0
Shememe Williams (1995-96)	26	77	3.0
8. LaKeisha Eaddy (2008-09)	30	83	2.8
9. Rhonda Bates (1989-90)	31	84	2.7
10. Erin Cowley (1984-85)	26	68	2.6



Claudrena Harold



Mimi Carroll




Shey Peddy


## SEASON RECORDS

## BLOCKED SHOTS

Name (Year)	G	BPG	BLKS
1. Marilyn Stephens (1981-82)	31	3.1	97
Marilyn Stephens (1980-81)	27	3.5	97
3. Lynn Blaszczyk (1980-81)	28	3.2	92
4. Victoria Macaulay (2012-13)	32	2.8	91
5. Merida Grant (1986-87)	27	3.2	89
6. Marilyn Stephens (1982-83)	31	2.9	89
7. Candice Dupree (2005-06)	32	2.2	69
8. Jen Ricco (1995-96)	28	2.4	66
9. Theresa Govens (1985-86)	28	2.3	65
10. Candice Dupree (2004-05)	32	2.0	65



Kelly Lane



Dallese Jackson

## BLOCKS PER GAME

Name (Year)	G	BLKS	BPG
1. Marilyn Stephens (1980-81)	28	97	3.5
2. Merida Grant (1986-87)	28	89	3.2
Lynn Blaszczyk (1980-81)	28	92	3.2
4. Marilyn Stephens (1981-82)	31	97	3.1
5. Marilyn Stephens (1982-83)	31	89	2.9
6. Victoria Macaulay (2012-13)	32	91	2.8
7. Jen Ricco (1995-96)	28	66	2.4
8. Theresa Govens (1985-86)	28	65	2.3
9. Marilyn Stephens (1983-84)	27	59	2.2
10. Candice Dupree (2005-06)	32	70	2.2

## FIELD GOALS

Name (Year)	FG
1. Marilyn Stephens (1983-84)	252
2. Marilyn Stephens (1982-83)	247
3. Kamesha Hairston (2006-07)	243
4. Tanaya Atkinson (2017-18)	235
5. Kelly Lane (1988-89)	228
Candice Dupree (2005-06)	228
7. Marilyn Stephens (1980-81)	226
8. Kelly Lane (1989-90)	224
9. Pam Balogh (1988-89)	221
10. Mia Davis (2019-20)	213

## FIELD GOALS ATT

Name (Year)	FGA
1. Kamesha Hairston (2006-07)	546
2. Pam Balogh (1988-89)	524
3. Feyonda Fitzgerald (2015-16)	506
4. Marilyn Stephens (1982-83)	501
5. Tanaya Atkinson (2017-18)	492
6. Alliya Butts (2015-16)	490
7. Ashley Morris (2007-08)	481
8. Alliya Butts (2018-19)	478
9. Feyonda Fitzgerald (2016-17)	475
10. Marilyn Stephens (1980-81)	471

## FIELD GOAL PCT.

Name (Year)	FG	ATT	PCT
1. Lady Comfort (2005-06)	99	156	63.5
2. Candice Dupree (2003-04)	179	327	54.7
3. Lynn Blaszczyk (1979-80)	165	304	54.3
4. Marilyn Stephens (1983-84)	252	465	54.2
5. Candice Dupree (2004-05)	207	384	53.9
6. Lady Comfort (2006-07)	168	318	52.8
7. Kelly Lane (1988-89)	228	439	51.9
8. Shanea Cotton (2008-09)	128	247	51.8
9. Natasha Thames (2013-14)	124	241	51.5
10. Marilyn Stephens (1981-82)	194	379	51.2

Minimum 90 FG made

## THREE-POINT FG

Name (Year)	3PT
1. Alliya Butts (2016-17)	88
2. Shey Peddy (2011-12)	77
Alliya Butts (2015-16)	77
4. Marissa Mackins (2019-20)	76
5. Alliya Butts (2014-15)	71
<b>6. Aleah Nelson (2022-23)</b>	<b>68</b>
7. Tyonna Williams (2014-15)	67
Rateska Brown (2012-13)	67
9. Ashley Morris (2007-08)	64
10. Qwedia Wallace (2010-11)	61

## THREE-POINT FG ATT

Name (Year)	ATT
1. Alliya Butts (2016-17)	257
2. Alliya Butts (2015-16)	247

3. Marissa Mackins (2019-20)	232
<b>4. Aleah Nelson (2022-23)</b>	<b>222</b>
5. Natalia Isaac (2001-02)	211
6. Tyonna Williams (2014-15)	210
7. Shey Peddy (2011-12)	203
Alliya Butts (2014-15)	203
9. Rateska Brown (2012-13)	196
10. Ashley Morris (2007-08)	189

## THREE-POINT FG PCT.

Name (Year)	FG	ATT	PCT
1. Addie Jackson (1987-88)	40	87	46.0
2. Kelly Wickes (1988-89)	30	68	44.1
3. Britney Jordan (2003-04)	27	64	42.2
4. Karen Healey (1987-88)	26	62	41.9
5. Qwedia Wallace (2008-09)	46	113	40.7
6. Mykia Jones (2017-18)	40	102	39.2
7. Cynthia Jordan (2004-05)	53	133	39.8
8. Regan Apo (2000-01)	44	112	39.3
9. Shey Peddy (2011-12)	77	203	37.9
10. Fatima Maddox (2006-07)	29	78	37.2
Donnaizha Fountain (2015-16)	35	94	37.2

Minimum 20 3P FG made

## FREE THROWS

Name (Year)	FT
1. Tanaya Atkinson (2017-18)	169
2. Kelly Lane (1989-90)	147
3. Feyonda Fitzgerald (2016-17)	134
Mia Davis (2021-22)	134
5. Mia Davis (2019-20)	127
6. Kamesha Hairston (2006-07)	122
7. Pam Balogh (1988-89)	115
8. Natalia Isaac (2001-02)	115
9. Kelly Lane (1988-89)	115
10. Shey Peddy (2011-12)	111
Marilyn Stephens (1982-83)	111

## FREE THROWS ATT

Name (Year)	FGA
1. Tanaya Atkinson (2017-18)	239
2. Kelly Lane (1989-90)	188
3. Marilyn Stephens (1982-83)	182
4. Marilyn Stephens (1983-84)	176
5. Mia Davis (2021-22)	172
6. Mia Davis (2019-20)	164
7. Feyonda Fitzgerald (2016-17)	162
Rhonda Bates (1989-90)	162
9. Candice Dupree (2004-05)	160
10. Kelly Lane (1988-89)	156
Kamesha Hairston (2006-07)	156

## FREE THROW PCT.

Name (Year)	FT	ATT	PCT
1. Erica Covile	97	117	85.1
2. Dallese Jackson (1991-92)	71	85	83.5
3. Tyonna Williams (2014-15)	84	101	83.2
4. Feyonda Fitzgerald (2016-17)	134	162	82.7
5. Ari Moore (2004-05)	66	80	82.5
<b>6. Tierra East (2022-23)</b>	<b>88</b>	<b>107</b>	<b>82.2</b>
7. Shey Peddy (2011-12)	111	136	81.6
8. Cynthia Jordan (2003-04)	70	86	81.4
9. Fatima Maddox (2006-07)	66	82	80.5
10. Kamesha Hairston (2005-06)	78	97	80.4

Minimum 60 made

## SINGLE-GAME RECORDS

### POINTS

Name	Season	Opponent	Pts.
1. Kristen McCarthy	2009-10	Charlotte	42
2. Marilyn Stephens	1983-84	George Mason	41
3. Tanaya Atkinson	2017-18	Cincinnati	39
Nancy Kelly	1957-58	Drexel	39
5. Natalia Isaac	2000-01	UMass	38
Donna Kennedy	1980-81	Dalhousie	38
7. Marilyn Stephens	1983-84	La Salle	37
8. Margarete Rougier	1992-93	Canisius	36
Marilyn Stephens	1983-84	Brooklyn	36
10. Alkanese Garrett	1995-96	Xavier	35
11. Jen Ricco	1997-98	Dayton	34
Kamesha Hairston	2006-07	Florida	34
Alliya Butts	2018-19	Tulsa	34
Mia Davis	2020-21	FGCU	34
15. Pam Balogh	1988-89	Rhode Island	33
Claudrena Harold	1994-95	St. Bona.	33
Mia Davis	2018-19	Houston	33
<b>Aleah Nelson</b>	<b>2022-23</b>	<b>Duquesne</b>	<b>33</b>
18. Marilyn Stephens	1981-82	Valdosta St.	32
Feyonda Fitzgerald	2015-16	Florida	32
20. Shey Peddy	2011-12	St. Joseph's	31
Candice Dupree	2005-06	Duquesne	31
Candice Dupree	2004-05	Richmond	31
Kamesha Hairston	2004-05	Xavier	31
24.		Nine tied with	30

### FIELD GOALS

Name	Season	Opponent	FG
1. Marilyn Stephens	1983-84	G. Mason	18
2. Tanaya Atkinson	2017-18	Cincinnati	17
Margarete Rougier	1992-93	Canisius	17
Donna Kennedy	1980-81	Dalhousie	17
4. Marilyn Stephens	1981-82	Valdosta St.	16
5. Alkanese Garrett	1995-96	Xavier	16
6. Kristen McCarthy	2009-10	Charlotte	15
Marilyn Stephens	1983-84	Brooklyn	15
Lynn Blaszczyk	1980-81	E.Stroudsburg	15
Pam Balogh	1988-89	Rhode Island	15
10. Kamesha Hairston	2004-05	Xavier	15

### FIELD GOALS ATT

Name	Season	Opponent	FGA
1. Claudrena Harold	1994-95	Rutgers	31
<b>2. Aleah Nelson</b>	<b>2022-23</b>	<b>UCF</b>	<b>29</b>
3. Addie Jackson	1987-88	Penn	28
4. Kelly Lane	1989-90	Rutgers	27
5. Kamesha Hairston	2006-07	NC State	26
Feyonda Fitzgerald	2015-16	Florida	26

### REBOUNDS

Name	Season	Opponent	Reb.
1. Rhonda Bates	1989-90	G. Wash.	23
Marilyn Stephens	1980-81	Syracuse	23
Marilyn Stephens	1980-81	West Chester	23
Lynn Blaszczyk	1979-80	E. Stroudsburg	23
5. Marilyn Stephens	1983-84	Rhode Island	22
Marilyn Stephens	1983-84	La Salle	22
Marilyn Stephens	1983-84	G. Mason	22
Marilyn Stephens	1980-81	Lafayette	22
Judy Sherwin	1978-79	Lehigh	22

### ASSISTS

Name	Season	Opponent	Ast.
1. Dallese Jackson	1991-92	Rutgers	15
2. Donna Kennedy	1982-83	Monmouth	13
Feyonda Fitzgerald	2016-17	Tulane	13
Feyonda Fitzgerald	2015-16	Tulane	13
5. Feyonda Fitzgerald	2016-17	Fairfield	12
Tyonna Williams	2012-13	Western Mich.	12
LaKeisha Eaddy	2008-09	Rhode Island	12
Wendi Goods	1994-95	St. Bona.	12
Karen Healey	1987-88	St. John's	12
Karen Healey	1988-89	G. Washington	12
Dallese Jackson	1991-92	UMass	12
12.		10 players tied with	11

### BLOCKS

Name	Season	Opponent	Blks.
1. Merida Grant	1986-87	St. Bonaventure	11
2. Victoria Macaulay	2012-13	Saint Louis	9
Marilyn Stephens	1982-83	Monmouth	9
Marilyn Stephens	1981-82	Delaware	9
5. Victoria Macaulay	2012-13	UMass	7
Marilyn Stephens	1981-82	La Salle	7
Merida Grant	1986-87	UMass	7
8.		Seven tied with	6

### FREE THROWS

Name	Season	Opponent	FT
1. Mia Davis	2019-20	Towson	15
2. Shey Peddy	2011-12	Duquesne	14
Mimi Carroll	1985-86	Maryland	14
Cynthia Jordan	2004-05	Rutgers	14
Mia Davis	2020-21	SMU	14
6. Claudrena Harold	1994-95	Morgan St.	13
Kelly Lane	1989-90	G. Washington	13
Mimi Carroll	1985-86	UMass	13
Cynthia Jordan	2004-05	Brown	13
10.		Six tied with	12

### FREE THROWS ATT

Name	Season	Opponent	FTA
1. Claudrena Harold	1994-95	Morgan St.	20
2. Mia Davis	2019-20	Towson	18
3. Shey Peddy	2011-12	Duquesne	17
Cynthia Jordan	2004-05	Rutgers	17
Candice Dupree	2004-05	Brown	17
Lisa Jakubowicz	1998-99	G. Wash.	17
Marilyn Stephens	1983-84	La Salle	17
Mia Davis	2020-21	SMU	17
9. Kelly Lane	1989-90	G. Wash.	16
Mimi Carroll	1985-86	Maryland	16
Erin Cowley	1983-84	UMass	16
Tanaya Atkinson	2017-18	La Salle	16
Tanaya Atkinson	2017-18	Tulsa	16

### THREE-POINT FG

Name	Season	Opponent	3FG
1. Stacey Smalls	2002-03	UMass	9
2. Natalia Isaac	2000-01	UMass	8
3. 9 players tied			7
Most recent - Aleah Nelson vs Duquesne (12/16/23)			



Rhonda Bates



Addie Jackson



Kristen McCarthy

## FACILITY RECORDS - MCGONIGLE HALL

## INDIVIDUAL RECORDS

**POINTS** **37**  
Marilyn Stephens vs. La Salle, 1/7/84

**POINTS (OPPONENT)** **42**  
Alicia Sheeler, Rutgers, 12/31/95

**FIELD GOALS** **17**  
Margarete Rougier vs. Canisius, 12/12/92

**FIELD GOALS (OPPONENT)** **17**  
Alicia Sheeler, Rutgers, 1/31/95

**FIELD GOALS ATTEMPTED** **25**  
Marilyn Stephens vs. GWU, 12/7/83

**FIELD GOALS ATTEMPTED (OPPONENT)** **28**  
Chris Agresta, St. Bonaventure, 1/22/87

**FREE THROWS** **14**  
Mimi Carroll vs. Maryland, Feb. 18, 1986  
Mia Davis vs. SMU, Dec. 20, 2020

**FREE THROWS (OPPONENT)** **15**  
Regina Howard, Rutgers, Feb. 19, 1987

**FREE THROWS ATTEMPTED** **20**  
Claudrena Harold vs. Morgan State, 12/20/94

**FREE THROWS ATTEMPTED (OPPONENT)** **24**  
Regina Howard, Rutgers, 2/19/87

**THREE-POINTERS** **7**  
Addie Jackson vs. St. Bonaventure, 1/22/87  
Chantel Adkins vs. UMass, 1/29/94

**THREE-POINTERS (OPPONENT)** **8**  
Kristen Sullivan, St. Joseph's, 1/7/95

**THREE-POINTERS ATTEMPTED** **16**  
Chantel Adkins vs. UMass, 1/29/94

**THREE-POINTERS ATTEMPTED (OPPONENT)** **13**  
Chris Agresta, St. Bonaventure, 1/22/87


**REBOUNDS** **22**  
Marilyn Stephens vs. Rhode Island, 1/21/84  
Marilyn Stephens vs. La Salle, 1/7/84

**REBOUNDS (OPPONENT)** **20**  
Bethy Mununga, USF, 2/24/21

**ASSISTS** **15**  
Dallese Jackson vs. Rutgers, 2/5/92

**ASSISTS (OPPONENT)** **13**  
Natasha Cloud, St. Joseph's, 12/4/13

**BLOCKS** **11**  
Merida Grant vs. St. Bonaventure, 1/22/87



**BLOCKS (OPPONENT)** **7**  
Georgeann Wells, West Virginia, 2/10/86

**STEALS** **10**  
Stacey Dean vs. Penn State, 1/14/85

**STEALS (OPPONENT)** **10**  
Cheryl Ellison, Penn State, 11/30/82  
Dawn Staley, Virginia, 11/30/92

## TEAM RECORDS

**POINTS** **116**  
vs. La Salle, 1/7/84

**POINTS, HALF** **67**  
vs. La Salle (2nd), 1/7/84

**POINTS, COMBINED** **182**  
vs. La Salle, 1/7/84  
(Temple 116, La Salle 66)

**POINTS (OPPONENT)** **99**  
Houston, 1/16/18

**FIELD GOALS MADE** **46**  
vs. La Salle, 1/7/84

**FIELD GOALS ATTEMPTED** **92**  
vs. Penn, 1/31/85

**FIELD GOAL %** **64.0% (41-64)**  
vs. Brooklyn, 12/17/83

**FIELD GOAL %, HALF** **72.4% (21-29)**  
vs. Brooklyn, 12/17/83

**LOWEST FIELD GOAL % (OPPONENT)** **10.3% (9-68)**  
MD-Eastern Shore, 11/24/84

**FREE THROWS** **31**  
vs. Morgan State, 12/20/94

**FREE THROWS (OPPONENT)** **36**  
Penn State, 12/22/92

**FREE THROWS ATTEMPTED** **42**  
vs. Morgan State, 12/20/94

**FREE THROWS ATTEMPTED (OPPONENT)** **46**  
Penn State, 12/22/92

**REBOUNDS** **68**  
vs. MD-Eastern Shore, 11/24/84

**REBOUNDS COMBINED** **114**  
vs. MD-Eastern Shore, 11/24/84  
(Temple 68, MD-Eastern Shore 46)

**REBOUNDS (OPPONENT)** **63**  
West Virginia, 1/21/88

**REBOUND MARGIN** **+31**  
vs. Villanova, 1/25/83  
(65-34)

**ASSISTS** **29**  
vs. Penn, 1/31/85  
vs. Penn State, 1/14/83

**BLOCKS** **15**  
vs. St. Bonaventure, 1/22/87

**WINNING STREAK, TEMPLE** **12**  
1/13/10 to 12/20/11

**WINS BY TEMPLE, SEASON** **10**  
2015-16 season

**LOSING STREAK, TEMPLE** **14**  
1/23/95 to 1/24/96


MCGONIGLE HALL ATTENDANCE  
(1991 to present)

1.	3,392	#1 UConn L, 85-60	2/14/16
2.	3,392	#1 UConn L, 113-57	1/21/18
3.	2,646	#1 UConn L, 83-49	2/1/15
4.	2,030	#1 UConn L, 93-56	1/28/14
5.	1,933	Saint Joseph's L, 73-63	12/11/21
6.	1,900	#2 Virginia L, 81-52	11/30/91
7.	1,860	#8 Duke L, 65-54	12/30/11
8.	1,802	#6 South Carolina L, 78-71	12/7/19
9.	1,771	Houston W, 76-75	2/15/20
10.	1,634	East Carolina W, 60-59	2/6/22

## FACILITY RECORDS - LIACOURAS CENTER

### INDIVIDUAL RECORDS

<b>POINTS</b>	<b>42</b>
Kristen McCarthy vs. Charlotte, 2/13/10	
<b>POINTS (OPPONENT)</b>	<b>41</b>
Maddy Siegrist, Villanova, 11/20/22	
<b>FIELD GOALS</b>	<b>15</b>
Kristen McCarthy vs. Charlotte, 2/13/10	
Kamesha Hairston vs. Xavier, 1/30/05	
<b>FIELD GOALS (OPPONENT)</b>	<b>16</b>
Jantel Lavender, Ohio State, 11/12/10	
<b>FIELD GOALS ATTEMPTED</b>	<b>24</b>
Kamesha Hairston vs. Maryland, 12/10/06	
<b>FIELD GOALS ATTEMPTED (OPPONENT)</b>	<b>25</b>
Courtney Williams, USF, 2/22/2014	
Maddy Siegrist, Villanova, 11/20/22	
<b>FREE THROWS</b>	<b>14</b>
Cynthia Jordan, vs. Rutgers, 12/13/04	
<b>FREE THROWS (OPPONENT)</b>	<b>17</b>
Jen Zenszer, La Salle, 1/29/98	
<b>FREE THROWS ATTEMPTED</b>	<b>17</b>
Lisa Jakubowicz, vs. GWU, 1/4/99	
Cynthia Jordan, vs. Rutgers, 12/13/04	
<b>FREE THROWS ATTEMPTED (OPPONENT)</b>	<b>17</b>
Jen Zenszer, La Salle, 1/29/98	
<b>THREE-POINTERS</b>	<b>8</b>
Natalia Isaac, vs. UMass, 2/23/01	
<b>THREE-POINTERS (OPPONENT)</b>	<b>4</b>
Many times	
<b>THREE-POINTERS ATTEMPTED</b>	<b>12</b>
Qwedia Wallace, vs. Ohio State, 11/12/10	
Marissa Mackins, vs. Xavier, 11/14/19	
<b>THREE-POINTERS ATTEMPTED (OPPONENT)</b>	<b>13</b>
Lalia Blair, Houston, 2/18/23	
<b>REBOUNDS</b>	<b>18</b>
Athena Christoforakis, vs. Villanova, 12/1/01	
<b>REBOUNDS (OPPONENT)</b>	<b>16</b>
Diana Carmanico, Penn, 12/21/98	
Jennifer Butler, UMass, 2/23/03	
<b>ASSISTS</b>	<b>12</b>
Tyonna Williams, vs. Western Mich., 1/7/13	
LaKeisha Eaddy, vs. Rhode Island, 1/14/09	
<b>ASSISTS (OPPONENT)</b>	<b>11</b>
Shannon McFadden, Dayton, 2/21/99	
Lisa Witherspoon, Va Tech, 2/14/98	
<b>BLOCKS</b>	<b>9</b>
Victoria Macaulay, vs. Saint Louis, 2/10/13	



<b>BLOCKS (OPPONENT)</b>	<b>6</b>	<b>REBOUNDS</b>	<b>57</b>
Rashana Barnes, vs. Penn State, 12/21/98		vs. Western Michigan, 12/19/06	
<b>STEALS</b>	<b>7</b>	<b>REBOUNDS COMBINED</b>	<b>99</b>
Ari Moore vs. St. Bonaventure, 2/2/03		vs. UMES, 12/30/01	
Candice Dupree, vs. Rhode Island, 1/7/05		(Temple 47, UMES 52)	
Candice Dupree vs. Florida, 12/3/05		<b>REBOUNDS (OPPONENT)</b>	<b>59</b>
<b>STEALS (OPPONENT)</b>	<b>6</b>	Penn State, 12/21/98	
Crystal Smith, Dayton, 2/21/99		<b>REBOUND MARGIN</b>	<b>+25</b>
		vs. Duquesne, 2/17/10	
<b>TEAM RECORDS</b>			
<b>POINTS</b>	<b>100</b>	<b>ASSISTS</b>	<b>26</b>
Delaware State, 12/19/15		vs. Lehigh, 11/17/00	
<b>POINTS, HALF</b>	<b>56</b>	<b>BLOCKS</b>	<b>13</b>
vs. St. Bonaventure (1st), 1/13/05		vs. Saint Louis, 2/10/13	
<b>POINTS, COMBINED</b>	<b>188</b>	<b>WINNING STREAK, TEMPLE</b>	<b>13</b>
vs. Florida, 11/13/15		12/8/04 to 11/19/05	
(Temple 97, Florida 91)		<b>WINS BY TEMPLE, SEASON</b>	<b>13</b>
<b>POINTS (OPPONENT)</b>	<b>91</b>	2001-02, 2004-05, 2006-07	
Florida, 11/13/15		<b>LOSING STREAK, TEMPLE</b>	<b>7</b>
George Washington, 1/4/99		1/1898 to 12/8/99	
<b>FIELD GOALS</b>	<b>37</b>	<b>LIACOURAS CENTER ATTENDANCE</b>	
vs. Rhode Island, 1/14/09		<b>(1997 to present)</b>	
vs. Miami (OH), 12/17/06		1. 7,892	#20 Rutgers 12/13/04
<b>FIELD GOALS ATTEMPTED</b>	<b>81</b>		W, 71-60
vs. Iona, 12/27/00		2. 7,559	Fordham 1/4/98
<b>FIELD GOAL %</b>	<b>62.2% (28-45)</b>		W, 58-55
vs. Charlotte, 1/6/06		3. 5,101	Fordham 1/6/04
			W, 61-43
<b>FIELD GOAL %, HALF</b>	<b>69.6% (16-23)</b>	4. 5,114	#1 Tennessee 12/28/05
vs. St. Bonaventure, 1st half, 1/15/08			L, 75-50
<b>LOWEST FIELD GOAL % (OPPONENT)</b>	<b>22.8 (13-57)</b>	5. 4,692	#2 UConn 1/19/19
Western Michigan, 12/19/06			L, 88-67
<b>FREE THROWS</b>	<b>31</b>	6. 4,371	#1 UConn 2/1/17
vs. Rutgers, 12/13/04			L, 97-69
<b>FREE THROWS (OPPONENT)</b>	<b>39</b>	7. 4,311	St. Bonaventure 1/13/05
Penn State, 12/21/98			W, 85-53
La Salle, 1/29/98		8. 4,305	Cincinnati 2/21/18
			L, 70-52
<b>FREE THROWS ATTEMPTED</b>	<b>41</b>	9. 4,079	Rhode Island 1/9/03
vs. Rutgers, 12/13/04			W, 64-51
<b>FREE THROWS ATTEMPTED (OPPONENT)</b>	<b>54</b>	10. 4,027	Texas Christian 3/20/04
Penn State, 12/21/98			L, 70-57 (NCAA Tourn.)

## ADDITIONAL ATTENDANCE RECORDS

### LIACOURAS CENTER ATTENDANCE

#### DOUBLE-HEADERS (1997 to present)

1.	9,370	Massachusetts W, 77-50	2/11/12
2.	8,501	St. Bonaventure L, 54-64	1/30/10
3.	8,368	#7 Ohio State L, 75-84	11/12/10
4.	8,121	Houston W, 72-60	2/14/15
5.	8,068	Duquesne W, 67-64	1/18/12
6.	7,838	Saint Joseph's W, 53-43	1/19/11
7.	7,141	Villanova L, 40-66	12/13/97
8.	7,080	Charlotte W, 79-68	2/13/10
9.	6,836	Northeastern W, 63-59	11/17/12
10.	6,795	St. Bonaventure W, 68-36	2/14/04

#### LARGEST ROAD CROWDS

1.	13,110	at #1 UConn L, 106-45	2/18/18
2.	<b>11,297</b>	<b>at #25 South Carolina</b> <b>L, 88-60</b>	<b>12/21/18</b>
3.	10,329	at #1 Tennessee L, 48-52	11/28/04
4.	10,167	at #5 UConn L, 109-74	2/9/19
5.	10,149	at #1 UConn L, 90-45	2/22/17
6.	9,846	at #1 UConn L, 36-80	1/11/14
7.	9,274	at #1 UConn L, 49-104	1/16/16
8.	7,858	at #4/3 Louisville L, 50-60	2/12/14
9.	7,561	at Iowa State L, 57-72 (NCAA Tourn.)	3/16/02
10.	7,058	at SMU (DH) L, 75-85	2/1/14

### LARGEST NEUTRAL SITE CROWDS

1.	14,166	vs. Saint Joseph's Philadelphia Big 5 Champ. Spectrum, Philadelphia, Pa. L, 61-67	2/1/92
2.	9,499	vs. Saint Joseph's Phila. Big 5 Championship Spectrum, Philadelphia, Pa. L, 34-64	2/28/94
3.	8,548	vs. Florida NCAA Tournament Gampel Pavilion, Storrs, Conn. L, 57-70	3/22/09
4.	6,821	vs. #20 USF American Tourn. Semifinals Mohegan Sun, Uncasville, Conn. L, 46-64	3/6/16
5.	6,809	vs. #9 Rutgers NCAA Tournament Gampel Pavilion, Storrs, Conn. L, 54-61	3/22/05
6.	6,491	vs. #20 USF American Tourn. Semifinals Mohegan Sun, Uncasville, CT. L, 63-58	3/5/17
7.	6,325	vs. James Madison NCAA Tournament Constant Center, Norfolk, Va. W, 65-53	3/21/10
8.	6,167	vs. #11 Louisiana Tech NCAA Tournament Gampel Pavilion, Storrs, Conn. W, 66-61	3/20/05
9.	6,020	vs. #6 Arizona State NCAA Tournament Comcast Ctr, College Park, Md. L, 54-61	3/23/08
10.	5,763	vs. #5 UConn American Quarterfinal Mohegan Sun Arena, Uncasville, Conn. L, 61-94	3/7/20

Attendance records since 1991-92 season.



*Linda MacDonald*



*Dawn Staley*



*Tonya Cardoza*

**YEAR-BY-YEAR RESULTS**

Season	Head Coach	Overall			Conference		PF	PA	Post-Season/Team Honors
		W	L	%	W	L			
1923-24	Blanche Voorhees Brown	12	0	1.000	—	—	427	228	
1924-25	Blanche Voorhees Brown	6	6	.500	—	—	380	348	
1925-26	Blanche Voorhees Brown	1	5	.167	—	—	135	188	
1926-27	Viola Zuttig	2	3	.400	—	—	120	124	
1937-38	Blanche Voorhees Brown	3	1	.750	—	—	146	85	
1938-39	Blanche Voorhees Brown	4	2	.667	—	—	177	141	
1939-40	Blanche Voorhees Brown	6	1	.857	—	—	217	146	
1940-41	Patricia Collins	7	2	.778	—	—	265	213	
1941-42	Patricia Collins	5	3	.625	—	—	280	189	
1942-43	Patricia Collins	8	0	1.000	—	—	369	187	
1943-44	Patricia Collins	9	0	1.000	—	—	413	275	
1944-45	Vera Egner	10	0	1.000	—	—	462	222	
1945-46	Vera Egner	7	1	.875	—	—	286	183	
1946-47	Grace Shuler McGoey	7	1	.875	—	—	299	161	
1947-48	Patricia Collins	6	2	.750	—	—	266	182	
1948-49	Patricia Collins	7	1	.875	—	—	304	216	
1949-50*	Marion Earl	5	2	.688	—	—	355	300	
1950-51	Marion Earl	6	2	.750	—	—	339	241	
1951-52	Patricia Collins Morris	5	3	.625	—	—	311	297	
1952-53	Anne McConaghie Volp	6	1	.857	—	—	391	263	
1953-54	Anne McConaghie Volp	7	1	.875	—	—	413	285	
1954-55*	Virginia Middleton	8	0	.944	—	—	466	303	
1955-56	Virginia Middleton	5	3	.625	—	—	374	366	
1956-57	Virginia Middleton	5	3	.625	—	—	423	393	
1957-58	Dorothy Miller	4	4	.500	—	—	420	380	
1958-59*	Dorothy Miller	5	2	.688	—	—	426	385	
1959-60	Annette Smith	1	7	.125	—	—	359	464	
1960-61	Jean Hamilton	5	5	.500	—	—	525	485	
1961-62	Jean Hamilton	4	5	.444	—	—	352	415	
1963-64	Nancy Rupp	1	9	.100	—	—	353	505	
1964-65	Nancy Rupp	5	4	.556	—	—	452	391	
1965-66	Carol Underwood	2	8	.200	—	—	409	545	
1974-75	Ronnie Maurek	7	8	.467	—	—	779	812	
1975-76	Ronnie Maurek	5	14	.263	—	—	1084	1279	EIAIW Tourn.
1976-77	Ronnie Maurek	2	12	.143	—	—	800	1084	
1977-78	Ronnie Maurek	7	14	.333	—	—	1425	1535	EIAIW Tourn.
1978-79	Andy McGovern	8	11	.421	—	—	1087	1238	
1979-80	Andy McGovern	14	10	.583	—	—	1657	1579	
1980-81	Linda MacDonald	12	17	.414	—	—	2121	2200	
1981-82	Linda MacDonald	20	11	.645	—	—	2228	2097	EIAIW, WNIT-5th place
1982-83	Linda MacDonald	19	12	.613	—	—	2132	2024	WNIT-7th place, Philadelphia Big 5 Champs

**ATLANTIC 10 CONFERENCE (1983 - 2013)**

Season	Head Coach	Overall			Conference			PF	PA	Post-Season/Team Honors
		W	L	%	W	L	Place			
1983-84	Linda MacDonald	17	10	.630	5	3	4th	2115	1904	Philadelphia Big 5 Champs
1984-85	Linda MacDonald	20	9	.690	5	3	T4th	2081	1800	
1985-86	Linda MacDonald	15	13	.536	8	8	T3rd	1997	1860	Philadelphia Big 5 Champs
1986-87	Linda MacDonald	11	19	.367	9	9	T4th	1853	2014	
1987-88	Linda MacDonald	14	15	.482	9	9	T5th	2004	1939	
1988-89	Linda MacDonald	22	10	.687	14	4	3rd	2271	2003	NCAA Second Round
1989-90	Linda MacDonald	16	15	.516	11	7	5th	2178	2069	
1990-91	Charlene Curtis	13	15	.464	10	8	T5th	1747	1940	
1991-92	Charlene Curtis	11	17	.393	8	8	T5th	1730	1915	
1992-93	Charlene Curtis	8	19	.296	3	11	7th	1592	1873	
1993-94	Charlene Curtis	7	21	.250	2	14	9th	1654	1993	
1994-95	Charlene Curtis	2	25	.074	0	16	9th	1420	2019	
1995-96	Kristen Foley	7	21	.250	3	13	T5th	1697	2018	
1996-97	Kristen Foley	10	18	.357	4	12	T4th	1730	1965	
1997-98	Kristen Foley	10	17	.370	3	13	T5th	1625	1767	
1998-99	Kristen Foley	8	19	.296	4	12	T4th	1555	1940	



## YEAR-BY-YEAR RESULTS

Season	Head Coach	Overall			Conference			PF	PA	Post-Season/Team Honors
		W	L	%	W	L	Place			
1999-00	Kristen Foley	10	18	.357	5	11	T3rd	1616	1793	
2000-01	Dawn Staley	19	11	.633	11	5	3rd	2018	1917	WNIT
2001-02	Dawn Staley	20	11	.645	12	4	T1st	2049	1898	NCAA Tourn., A-10 Champs, Reg.-Season Co-Champs; Big 5 Champs
2002-03	Dawn Staley	14	15	.483	9	7	2nd	1775	1733	
2003-04	Dawn Staley	21	10	.677	14	2	1st	1897	1817	NCAA Tourn., A-10 Champs; A-10 Regular-Season Champs
2004-05	Dawn Staley	28	4	.875	16	0	1st	2131	1769	NCAA 2nd Rd, A-10 Champs/Reg.-Season Champs; Big 5 Champs
2005-06	Dawn Staley	24	8	.750	12	4	3rd	2053	1767	NCAA Tourn. Atlantic 10 Champs; Philadelphia Big 5 Champs
2006-07	Dawn Staley	25	8	.758	13	1	2nd	2215	1909	NCAA Second Round, Philadelphia Big 5 Champs
2007-08	Dawn Staley	21	13	.618	12	2	T1st	2028	1908	NCAA Tourn., A-10 Regular-Season Co-Champs; Big 5 Champs
2008-09	Tonya Cardoza	21	10	.677	11	3	T2nd	2068	1890	NCAA Tourn., Philadelphia Big 5 Co-Champs
2009-10	Tonya Cardoza	25	9	.735	11	3	T2nd	2087	1902	NCAA Second Round
2010-11	Tonya Cardoza	24	9	.727	13	1	2nd	2241	1856	NCAA Second Round, Philadelphia Big 5 Champs
2011-12	Tonya Cardoza	23	10	.697	13	1	1st	2168	1876	WNIT Sweet 16, A-10 Reg.-Season Champs
2012-13	Tonya Cardoza	14	18	.437	5	9	10th	1987	2108	

**Atlantic 10 All-Time Conference Record [255-203]**



*Temple's 2011-12 team finished atop the Atlantic 10 Regular Season Standings*


### AMERICAN ATHLETIC CONFERENCE (2013 - present)

Season	Head Coach	Overall			Conference			PF	PA	Post-Season/Team Honors
		W	L	%	W	L	Place			
2013-14	Tonya Cardoza	14	16	.467	8	10	T5th	1937	1935	
2014-15	Tonya Cardoza	20	17	.541	12	6	4th	2455	2412	WNIT Final Four
2015-16	Tonya Cardoza	23	12	.657	13	5	3rd	2455	2229	WNIT Quarterfinals
2016-17	Tonya Cardoza	24	8	.750	13	3	2nd	2238	1942	NCAA First Round, Philadelphia Big 5 Champs
2017-18	Tonya Cardoza	12	19	.387	3	13	11th	2051	2255	
2018-19	Tonya Cardoza	11	19	.367	7	9	6th	2167	2218	
2019-20	Tonya Cardoza	16	15	.516	7	9	8th	2123	2179	Philadelphia Big 5 Champs
2020-21	Tonya Cardoza	11	11	.500	11	7	5th	1364	1472	
2021-22	Tonya Cardoza	13	15	.464	8	8	4th	1672	1720	
2022-23	Diane Richardson	11	18	.379	6	10	9th	1831	1917	
<b>Totals</b>		<b>903</b>	<b>763</b>	<b>.542</b>	<b>264</b>	<b>273</b>		<b>101,896</b>	<b>100,096</b>	


  
**AMERICAN**  
**ATHLETIC CONFERENCE**

ALL-TIME HONORS/AWARDS

TEMPLE ALL-AMERICANS



**MARILYN STEPHENS**



**CANDICE DUPREE**



**KAMESHA HAIRSTON**



**FEYONDA FITZGERALD**



**MIA DAVIS**

ALL-AMERICANS

<b>1984</b>	<b>MARILYN STEPHENS</b> Kodak	<b>1ST TEAM</b>	<b>2017</b>	<b>FEYONDA FITZGERALD</b> WBCA	<b>HONORABLE MENTION</b>
<b>2005</b>	<b>CANDICE DUPREE</b> Associated Press	<b>HONORABLE MENTION</b>	<b>2020</b>	<b>MIA DAVIS</b> USBWA	<b>HONORABLE MENTION</b>
<b>2006</b>	<b>CANDICE DUPREE</b> Associated Press	<b>3RD TEAM</b>	<b>2021</b>	<b>MIA DAVIS</b> USBWA	<b>HONORABLE MENTION</b>
<b>2007</b>	<b>KAMESHA HAIRSTON</b> Associated Press	<b>HONORABLE MENTION</b>	<b>2022</b>	<b>MIA DAVIS</b> WBCA	<b>HONORABLE MENTION</b>

ATLANTIC 10 CONFERENCE HONORS

COACH OF THE YEAR

2004	Dawn Staley
2005	Dawn Staley
2011	Tonya Cardoza

PLAYER OF THE YEAR

1983	Marilyn Stephens
1984	Marilyn Stephens
2005	Candice Dupree
2006	Candice Dupree
2007	Kamesha Hairston
2012	Shey Peddy

DEFENSIVE PLAYER OF THE YEAR

2005	Candice Dupree
2006	Candice Dupree
2012	Shey Peddy

MOST IMPROVED PLAYER

2001	Stacey Smalls
2005	Kamesha Hairston
2007	Lady Comfort
2008	Ashley Morris
2009	Shenita Landry

ALL-ROOKIE

1992	Chantel Adkins
1993	Jennifer Linthicum
1994	Jen Ricco
1995	Claudrena Harold
2001	Christine Cruz
2003	Candice Dupree
2004	Britney Jordan
2007	LaKeisha Eaddy
2009	Kristen McCarthy

ALL-ACADEMIC

1997	Claudrena Harold
1998	Jen Webster

ALL-DEFENSIVE

2002	Stacey Smalls
2003	Stacey Smalls
2004	Candice Dupree
2005	Kamesha Hairston
	Candice Dupree
2006	Kamesha Hairston
	Candice Dupree
2007	Kamesha Hairston
2008	LaKeisha Eaddy
2009	LaKeisha Eaddy
	Shenita Landry
2010	LaKeisha Eaddy
2011	Shey Peddy
2012	Shey Peddy

ALL-TOURNAMENT

1985	Janice Walker
1989	Pam Balogh
	Karen Healy
	Kelly Lane
2002	Lisa Jakubowicz
	Stacey Smalls (MVP)
2003	Stacey Smalls
2004	Christena Hamilton
	Ari Moore
	Candice Dupree (MVP)
2005	Ari Moore
	Candice Dupree (MVP)
2006	Candice Dupree (MVP)
	Kamesha Hairston
2007	Kamesha Hairston
2008	Ashley Morris
	Lady Comfort
2010	Kristen McCarthy
	LaKeisha Eaddy
2012	Shey Peddy

(MVP) - Tournament MVP

ALL-CONFERENCE

1983	Marilyn Stephens	1st
1984	Marilyn Stephens	1st
1985	Mimi Carroll	2nd
	Erin Crowley	2nd
1986	Theresa Govens	2nd
1988	Pam Balogh	1st
1989	Kelly Lane	1st
	Pam Balogh	2nd
1990	Kelly Lane	1st
	Rhonda Bates	2nd
1991	Tania Koel	3rd
1992	Daliese Jackson	3rd
	Margarete Rougier	3rd
1993	Margarete Rougier	2nd
1997	Alkanease Garrett	3rd
1998	Jen Ricco	1st
2001	Stacey Smalls	2nd
2002	Athena Christoforakis	1st
	Stacey Smalls	2nd
2003	Stacey Smalls	2nd
2004	Candice Dupree	2nd
2005	Cynthia Jordan	1st
	Candice Dupree	1st
	Kamesha Hairston	2nd
2006	Candice Dupree	1st
	Kamesha Hairston	1st
2007	Kamesha Hairston	1st
	Lady Comfort	2nd
2008	Ashley Morris	1st
	Lady Comfort	2nd
2009	LaKeisha Eaddy	2nd
2010	Kristen McCarthy	1st
	LaKeisha Eaddy	3rd
2011	Shey Peddy	1st
	Kristen McCarthy	2nd
	Qweddia Wallace	3rd
2012	Shey Peddy	1st
	Kristen McCarthy	2nd
2013	Victoria Macaulay	2nd

## AMERICAN ATHLETIC CONFERENCE HONORS

### SIXTH PLAYER OF THE YEAR

2014 Rateska Brown  
2017 Tanaya Atkinson

### NEWCOMER OF THE YEAR

2020 Ashley Jones

### ALL-CONFERENCE

2014	Feyonda Fitzgerald	2nd	1/3/16
	Natasha Thames	2nd	1/11/16
2015	Alliya Butts	3rd	3/1/16
	Erica Covile	3rd	11/13/17
2016	Alliya Butts	1st	12/4/17
	Feyonda Fitzgerald	2nd	12/11/17
2017	Feyonda Fitzgerald	1st	2/19/18
	Alliya Butts	2nd	12/31/18
	Donnaizha Fountain	2nd	2/11/19
2018	Tanaya Atkinson	1st	3/5/19
2019	Mia Davis	1st	12/16/19
	Alliya Butts	2nd	12/28/20
2020	Mia Davis	1st	2/8/21
	Ashley Jones	2nd	3/5/21
2021	Mia Davis	1st	11/29/21
2022	Mia Davis*	1st	12/6/21
2023	Aleah Nelson	2nd	1/24/22

### ALL-FRESHMAN

2014	Feyonda Fitzgerald*
	Taylor Robinson
2015	Alliya Butts*
2018	Mia Davis*
	Emani Mayo
2020	Asonah Alexander
2021	Jasha Clinton*
2022	Aniya Gourdine*
	Tiarra East

### MOST IMPROVED PLAYER

2018 Tanaya Atkinson

### SPORTSMANSHIP AWARD

2015 Tyonna Williams

### PLAYER OF THE WEEK

1/5/15	Erica Covile
12/14/15	Alliya Butts
2/1/16	Alliya Butts
2/8/16	Erica Covile
12/19/16	Feyonda Fitzgerald
11/20/17	Tanaya Atkinson
2/4/19	Mia Davis
12/31/19	Marissa Mackins
12/19/22	Aleah Nelson
1/2/23	Aleah Nelson

### FRESHMAN OF THE WEEK

11/18/13	Feyonda Fitzgerald
12/2/13	Feyonda Fitzgerald
12/23/13	Feyonda Fitzgerald

1/27/14	Feyonda Fitzgerald	2/6/17	Tanaya Atkinson
3/14/14	Feyonda Fitzgerald	2/13/17	Donnaizha Fountain
1/26/15	Alliya Butts	2/20/17	Feyonda Fitzgerald
2/16/15	Alliya Butts	2/28/17	Alliya Butts
3/3/15	Tanaya Atkinson	11/13/17	Tanaya Atkinson
11/16/15	Feyonda Fitzgerald	11/27/17	Tanaya Atkinson
11/23/15	Feyonda Fitzgerald	12/4/17	Tanaya Atkinson
12/21/15	Tanaya Atkinson	12/11/17	Tanaya Atkinson
1/3/16	Alliya Butts	12/18/17	Tanaya Atkinson
1/11/16	Alliya Butts	1/8/18	Tanaya Atkinson
3/1/16	Tanaya Atkinson	1/15/18	Tanaya Atkinson
11/13/17	Mia Davis	1/29/18	Tanaya Atkinson
12/4/17	Mia Davis	2/5/18	Tanaya Atkinson
12/11/17	Mia Davis	11/12/18	Alliya Butts
2/19/18	Emani Mayo	11/19/18	Mia Davis
12/31/18	Alexa Williamson	12/10/18	Mia Davis
2/11/19	Marissa Mackins	12/31/18	Emani Mayo
3/5/19	Marissa Mackins	1/28/19	Mia Davis
12/16/19	Asonah Alexander	2/4/19	Alliya Butts
12/28/20	Jasha Clinton	11/11/19	Mia Davis
2/8/21	Jasha Clinton	11/18/19	Mia Davis
3/5/21	Jasha Clinton	11/25/19	Ashley Jones
11/29/21	Aniya Gourdine	12/2/19	Shannen Atkinson
12/6/21	Aniya Gourdine	12/9/19	Mia Davis
1/24/22	Aniya Gourdine	1/6/20	Marissa Mackins
2/7/22	Aniya Gourdine	1/13/20	Mia Davis
2/14/22	Aniya Gourdine	1/20/20	Mia Davis
		1/27/20	Mia Davis
		2/3/20	Marissa Mackins
		2/24/20	Mia Davis
		12/7/20	Mia Davis
		12/21/20	Mia Davis
		12/28/20	Alexa Williamson
		1/11/21	Jasha Clinton
		1/11/21	Mia Davis
		1/18/21	Jasha Clinton
		1/25/21	Jasha Clinton
		2/1/21	Mia Davis
		2/8/21	Mia Davis
		2/15/21	Mia Davis
		2/22/21	Alexa Williamson
		3/5/21	Alexa Williamson
		11/22/21	Mia Davis
		12/27/21	Mia Davis
		1/10/22	Mia Davis
		1/17/22	Mia Davis
		1/24/22	Mia Davis
		1/31/22	Mia Davis
		2/7/22	Mia Davis
		2/14/22	Mia Davis
		2/28/22	Mia Davis
		11/14/22	Tiarra East
		11/28/22	Aleah Nelson
		12/5/22	Aleah Nelson
		12/12/22	Tiarra East
		1/9/23	Jasha Clinton
		1/28/23	Aleah Nelson
		3/2/23	Tiarra East

### WEEKLY HONOR ROLL

11/11/13	Shi-Heria Shipp
11/18/13	Tyonna Williams
12/16/13	Shi-Heria Shipp
1/6/14	Natasha Thames
2/10/14	Shi-Heria Shipp
2/24/14	Feyonda Fitzgerald
11/17/14	Feyonda Fitzgerald
12/1/14	Tanaya Atkinson
12/29/14	Erica Covile
1/19/15	Erica Covile
2/2/15	Erica Covile
2/9/15	Alliya Butts
2/23/15	Tyonna Williams
11/16/15	Feyonda Fitzgerald
11/23/15	Feyonda Fitzgerald
12/21/15	Tanaya Atkinson
1/3/16	Alliya Butts
1/11/16	Alliya Butts
3/1/16	Tanaya Atkinson
11/14/16	Tanaya Atkinson
11/21/16	Feyonda Fitzgerald
11/28/16	Alliya Butts
12/5/16	Alliya Butts
12/12/16	Feyonda Fitzgerald
12/26/16	Alliya Butts
1/2/17	Feyonda Fitzgerald
1/9/17	Tanaya Atkinson
1/16/17	Feyonda Fitzgerald
1/23/17	Donnaizha Fountain
1/30/17	Feyonda Fitzgerald

\*unanimous selection



Rateska Brown - 2014 AAC Sixth Player of the Year



Mia Davis - 2019-20 AAC First-Team

**PHILADELPHIA BIG 5 HONORS**  
**TEMPLE'S BIG 5 CHAMPIONSHIPS**  
*(Since 1979)*

Year	Head Coach	Record	Year	Head Coach	Record
1982-83	Linda MacDonald	4-0	2007-08	Dawn Staley	4-0
1983-84	Linda MacDonald	3-1*	2008-09	Tonya Cardoza	3-1*
1985-86	Linda MacDonald	4-0	2010-11	Tonya Cardoza	4-0
2001-02	Dawn Staley	4-0	2016-17	Tonya Cardoza	4-0
2004-05	Dawn Staley	4-0	2019-20	Tonya Cardoza	3-1*
2005-06	Dawn Staley	4-0			
2006-07	Dawn Staley	4-0			

\*Co-Champions

**COACH OF THE YEAR**

2001	Dawn Staley
2002	Dawn Staley
2005	Dawn Staley
2006	Dawn Staley
2008	Dawn Staley
2009	Tonya Cardoza
2010	Tonya Cardoza
2011	Tonya Cardoza
2017	Tonya Cardoza

**PLAYER OF THE YEAR**

1983	Marilyn Stephens
1984	Marilyn Stephens
2005	Candice Dupree
2006	Candice Dupree
2007	Kamesha Hairston
2010	Kristen McCarthy
2011	Shey Peddy
2012	Shey Peddy
2017	Feyonda Fitzgerald
2018	Tanaya Atkinson
2020	Mia Davis

**MOST IMPROVED PLAYER**

2005	Kamesha Hairston
2007	Lady Comfort
2008	Ashley Morris
2009	Shenita Landry
2012	Victoria Macaulay

**ROOKIE OF THE YEAR**

2007	LaKeisha Eaddy
2009	Kristen McCarthy
2015	Alliya Butts
2019	Marissa Mackins
2021	Jasha Clinton

**ALL-BIG 5**

1980	Lynn Blaszczyk	1st
	Jennifer Gowan	2nd
	Donna Kennedy	2nd
1981	Marilyn Stephens	1st
	Jennifer Gowan	2nd
	Donna Kennedy	2nd
1982	Marilyn Stephens	1st
1983	Marilyn Stephens	1st
	Donna Kennedy	2nd
	Lynn Blaszczyk	2nd
1984	Marilyn Stephens	1st
	Mimi Carroll	2nd
	Theresa Govens	2nd
1985	Janice Walker	1st
1986	Mimi Carroll	1st

1987	Pam Balogh	1st
1988	Pam Balogh	1st
1989	Kelly Lane	1st
	Pam Balogh	1st
	Karen Healey	2nd
1990	Kelly Lane	1st
	Rhonda Bates	1st
	Kelly Wickes	2nd
1991	Tania Koel	1st
1992	Margarete Rougier	1st
	Dallese Jackson	2nd
1993	Margarete Rougier	1st
	Jennifer Linthicum	2nd
1994	Chantel Adkins	2nd
	Jen Ricco	2nd
1995	Claudrena Harold	2nd
1996	Claudrena Harold	1st
1997	Akanease Garrett	1st
	Claudrena Harold	1st
1998	Jen Ricco	1st
1999	Dawn Ingram	2nd
2000	Lisa Jakubowicz	2nd
2001	Stacey Smalls	1st
	Athena Christoforakis	2nd
2002	Athena Christoforakis	1st
	Stacey Smalls	1st
	Natalia Isaac	2nd
2003	Stacey Smalls	1st
2004	Candice Dupree	1st
	Cynthia Jordan	2nd
2005	Candice Dupree	1st
	Cynthia Jordan	1st
	Ari Moore	2nd
	Kamesha Hairston	2nd
2006	Candice Dupree	1st
	Kamesha Hairston	1st
	Khadija Bowens	2nd
2007	Lady Comfort	1st
	Kamesha Hairston	1st
	Fatima Maddox	2nd
2008	Lady Comfort	1st
	Ashley Morris	1st
	LaKeisha Eaddy	2nd
2009	LaKeisha Eaddy	1st
	Shenita Landry	1st
2010	Kristen McCarthy	1st
	LaKeisha Eaddy	1st
	Qwedia Wallace	2nd
	Jasmine Stone	2nd
2011	Kristen McCarthy	1st
	Shey Peddy	1st
	Qwedia Wallace	1st



2012	Shey Peddy	1st
	Victoria Macaulay	2nd
	Kristen McCarthy	2nd
2013	Victoria Macaulay	1st
	Tyonna Williams	2nd
2014	Feyonda Fitzgerald	2nd
2015	Erica Covile	2nd
	Alliya Butts	2nd
2016	Alliya Butts	1st
	Tanaya Atkinson	2nd
	Feyonda Fitzgerald	2nd
2017	Feyonda Fitzgerald	1st
	Alliya Butts	2nd
	Donnaizha Fountain	2nd
2018	Tanaya Atkinson	1st
2019	Alliya Butts	1st
	Mia Davis	1st
2020	Mia Davis	1st
	Ashley Jones	2nd
	Marissa Mackins	2nd
2021	Mia Davis	1st
	Jasha Clinton	1st
	Alexa Williamson	2nd
2022	Mia Davis	1st
	Aniya Gourdine	2nd
2023	Aleah Nelson	1st

**SCHOLAR ATHLETE OF THE YEAR**

2019	Emani Mayo
2022	Emani Mayo

**ALL-ACADEMIC**

2005	Cynthia Jordan
2006	Candice Borrows
2007	Candice Borrows
2008	Candice Borrows
2009	LaKeisha Eaddy
2010	LaKeisha Eaddy
2011	Marli Bennett

## YEAR-BY-YEAR STAT LEADERS




Claudrena Harold



Margarete Rougier



Wendi Goods



Stacey Dean

## SCORING

PLAYER	YEAR	AVG.
Aleah Nelson	2022-23	15.4
Mia Davis	2021-22	18.8
Mia Davis	2020-21	17.7
Mia Davis	2019-20	18.8
Mia Davis	2018-19	18.9
Tanaya Atkinson	2017-18	21.1
Feyonda Fitzgerald	2016-17	17.3
Alliya Butts	2015-16	15.1
Alliya Butts	2014-15	12.3
Feyonda Fitzgerald	2013-14	12.9
Victoria Macaulay	2012-13	14.1
Shey Peddy	2011-12	17.6
Shey Peddy	2010-11	14.1
Kristen McCarthy	2009-10	14.8
Shenita Landry	2008-09	12.1
Ashley Morris	2007-08	15.2
Kamesha Hairston	2006-07	18.9
Candice Dupree	2005-06	17.4
Candice Dupree	2004-05	16.3
Candice Dupree	2003-04	13.9
Stacey Smalls	2002-03	13.4
Natalia Isaac	2001-02	12.9
Stacey Smalls	2000-01	11.2
Lisa Jakubowicz	1999-00	10.5
Dawn Ingram	1998-99	10.7
Jen Ricco	1997-98	18.7
Claudrena Harold	1996-97	15.3
Claudrena Harold	1995-96	12.9
Claudrena Harold	1994-95	17.2
Jen Ricco	1993-94	13.5
Margarete Rougier	1992-93	16.1
Margarete Rougier	1991-92	12.4
Tania Koel	1990-91	13.6
Kelly Lane	1989-90	19.8
Pam Balogh	1988-89	18.0
Pam Balogh	1987-88	17.9
Merida Grant	1986-87	13.2
Mimi Carroll	1985-86	15.2
Janice Walker	1984-85	15.0
Marilyn Stephens	1983-84	22.4
Marilyn Stephens	1982-83	19.5
Marilyn Stephens	1981-82	14.6
Marilyn Stephens	1980-81	19.0
Lynn Blaszczyk	1979-80	17.2

## REBOUNDING

PLAYER	YEAR	AVG.
Tiarra East	2022-23	5.9
Mia Davis	2021-22	7.3
Mia Davis	2020-21	7.6
Mia Davis	2019-20	10.2
Mia Davis	2018-19	9.2
Tanaya Atkinson	2017-18	9.5
Tanaya Atkinson	2016-17	8.7
Erica Covile	2015-16	7.7
Erica Covile	2014-15	8.3
Natasha Thames	2013-14	7.2
Victoria Macaulay	2012-13	9.4
Victoria Macaulay	2011-12	7.5
Natasha Thames	2010-11	5.5
Jasmine Stone	2009-10	8.9
Shenita Landry	2008-09	8.8
Lady Comfort	2007-08	8.4
Kamesha Hairston	2006-07	8.6
Candice Dupree	2005-06	8.7
Candice Dupree	2004-05	9.1
Candice Dupree	2003-04	7.6
Candice Dupree	2002-03	7.6
Athena Christoforakis	2001-02	8.6
Athena Christoforakis	2000-01	8.5
Lisa Jakubowicz	1999-00	6.3
Dawn Ingram	1998-99	6.2
Dawn Ingram	1997-98	6.9
Alkanease Garrett	1996-97	8.8
Shememe Williams	1995-96	6.2
Shememe Williams	1994-95	7.1
Chantel Adkins	1993-94	6.0
Margarete Rougier	1992-93	10.2
Margarete Rougier	1991-92	8.0
Tania Koel	1990-91	7.1
Rhonda Bates	1989-90	10.5
Kelly Lane	1988-89	7.7
Rhonda Bates	1987-88	7.6
Merida Grant	1986-87	7.6
Theresa Govens	1985-86	9.2
Stacey Dean	1984-85	8.6
Marilyn Stephens	1983-84	12.8
Marilyn Stephens	1982-83	13.0
Marilyn Stephens	1981-82	12.0
Marilyn Stephens	1980-81	14.5
Lynn Blaszczyk	1979-80	13.3

## ASSISTS

PLAYER	YEAR	AVG.
Aleah Nelson	2022-23	4.4
Aniya Gourdine	2021-22	4.5
Asonah Alexander	2020-21	4.9
Ashley Jones	2019-20	4.2
Alliya Butts	2018-19	4.8
Tanaya Atkinson	2017-18	2.7
Feyonda Fitzgerald	2016-17	7.4
Feyonda Fitzgerald	2015-16	5.3
Tyonna Williams	2014-15	3.4
Feyonda Fitzgerald	2013-14	3.8
Tyonna Williams	2012-13	5.0
BJ Williams	2011-12	4.9
Shey Peddy	2010-11	4.2
LaKeisha Eaddy	2009-10	3.6
LaKeisha Eaddy	2008-09	5.5
Ashley Morris	2007-08	4.2
LaKeisha Eaddy	2006-07	3.5
Jennifer Owens	2005-06	3.6
Cynthia Jordan	2004-05	4.1
Cynthia Jordan	2003-04	3.6
Stacey Smalls	2002-03	2.8
Stacey Smalls	2001-02	2.7
Stacey Smalls	2000-01	3.5
Stacey Smalls	1999-00	3.3
Natalia Isaac	1998-99	2.2
Jen Ricco	1997-98	2.7
Wendi Goods	1996-97	4.4
Wendi Goods	1995-96	3.8
Wendi Goods	1994-95	4.4
Ayana Winston	1993-94	4.0
Nikki Inzano	1992-93	3.5
Dallese Jackson	1991-92	7.2
Wendee Booher	1990-91	3.4
Kelly Lane	1989-90	3.5
Karen Healey	1988-89	4.4
Karen Healey	1987-88	5.0
Pam Balogh	1986-87	3.3
Addie Jackson	1985-86	3.1
Erin Cowley	1984-85	4.3
Addie Jackson	1983-84	3.7
Donna Kennedy	1982-83	4.0
Donna Kennedy	1981-82	4.5
Phyllis Cubit	1980-81	3.8
Donna Kennedy	1979-80	6.3

## STEALS

PLAYER	YEAR	NO.
Tiarra East	2022-23	47
Aniya Gourdine	2021-22	60
Jasha Clinton	2020-21	47
Marissa Mackins	2019-20	29
Alliya Butts	2018-19	62
Tanaya Atkinson	2017-18	44
Alliya Butts	2016-17	68
Alliya Butts	2015-16	80
Alliya Butts	2014-15	72
Erica Covile	2013-14	54
R. Brown/N. Thames	2012-13	44
Shey Peddy	2011-12	102
Shey Peddy	2010-11	104
LaKeisha Eaddy	2009-10	71
LaKeisha Eaddy	2008-09	83
LaKeisha Eaddy	2007-08	46
Kamesha Hairston	2006-07	61
Kamesha Hairston	2005-06	68
Dupree/Hairston	2004-05	70
Cynthia Jordan	2003-04	45
Ari Moore	2002-03	55
Stacey Smalls	2001-02	53
Lisa Jakubowicz	2000-01	54
Nicole Chaszar	1999-00	57
Dawn Ingram	1998-99	56
Jen Ricco	1997-98	96
Wendi Goods	1996-97	53
Jen Ricco	1995-96	66
Wendi Goods	1994-95	33
Ayana Winston	1993-94	60
Margarete Rougier	1992-93	41
Dallese Jackson	1991-92	90
Jane Catanzaro	1990-91	65
Rhonda Bates	1989-90	84
Balogh/Healey	1988-89	67
Pam Balogh	1987-88	66
Pam Balogh	1986-87	56
Stacey Dean	1985-86	71
Stacey Dean	1984-85	89
Addie Jackson	1983-84	46
Donna Kennedy	1982-83	65
Roxanne Asbury	1981-82	60
Phyllis Cubit	1980-81	45
Donna Kennedy	1979-80	54

## YEAR-BY-YEAR STAT LEADERS



Candice Dupree



Kim Martin



Cynthia Jordan



Jen Ricco

### BLOCKS

PLAYER	YEAR	NO.
Ines Piper	2022-23	34
Alexa Williamson	2021-22	37
Alexa Williamson	2020-21	26
Shannen Atkinson	2019-20	33
Shantay Taylor	2018-19	26
Shannen Atkinson	2017-18	22
Safiya Martin	2016-17	38
Ugo Nwaigwe	2015-16	47
Safiya Martin	2014-15	50
Natasha Thames	2013-14	23
Victoria Macaulay	2012-13	91
Victoria Macaulay	2011-12	52
Victoria Macaulay	2010-11	52
Jasmine Stone	2009-10	44
Shanea Cotton	2008-09	45
Lady Comfort	2007-08	38
Lady Comfort	2006-07	35
Candice Dupree	2005-06	69
Candice Dupree	2004-05	65
Candice Dupree	2003-04	59
Candice Dupree	2002-03	25
Lisa Jakubowicz	2001-02	13
Lisa Jakubowicz	2000-01	19
Lisa Jakubowicz	1999-00	23
Bartron/Ingram	1998-99	14
Jen Ricco	1997-98	21
Shememe Williams	1996-97	20
Alkanease Garrett	1995-96	13
Alkanease Garrett	1994-95	8
Chantel Adkins	1993-94	9
Chantel Adkins	1992-93	10
Jennifer Olexy	1991-92	15
Lori Morris	1990-91	27
Lane/Bates	1989-90	35
Kelly Lane	1988-89	27
Merida Grant	1987-88	38
Merida Grant	1986-87	89
Theresa Govens	1985-86	71
Theresa Govens	1984-85	53
Marilyn Stephens	1983-84	59
Marilyn Stephens	1982-83	89
Marilyn Stephens	1981-82	97
Marilyn Stephens	1980-81	97
Lynn Blaszczyk	1979-80	57

### FIELD GOAL %

PLAYER	YEAR	PCT.
Carnada Pera	2022-23	46.6
Mia Davis	2021-22	48.5
Alexa Williamson	2020-21	49.0
Mia Davis	2019-20	47.2
Shantay Taylor	2018-19	57.0
Tanaya Atkinson	2017-18	47.6
Ruth Sherrill	2016-17	48.1
Tanaya Atkinson	2015-16	46.5
Tanaya Atkinson	2014-15	42.6
Natasha Thames	2013-14	51.5
Natasha Thames	2012-13	47.3
Victoria Macaulay	2011-12	51.0
Natasha Thames	2010-11	50.3
Jasmine Stone	2009-10	43.7
Shanea Cotton	2008-09	51.8
Lady Comfort	2007-08	46.7
Lady Comfort	2006-07	52.8
Lady Comfort	2005-06	63.5
Candice Dupree	2004-05	53.9
Candice Dupree	2003-04	54.7
Khadija Bowens	2002-03	43.9
A. Christoforakis	2001-02	46.1
A. Christoforakis	2000-01	48.5
Lisa Jakubowicz	1999-00	45.8
Dawn Ingram	1998-99	43.5
Kim Martin	1997-98	43.2
LaQuana Fulmer	1996-97	52.0
Alkanease Garrett	1995-96	50.0
Claudrena Harold	1994-95	38.9
Jen Ricco	1993-94	41.6
Margarete Rougier	1992-93	46.7
Sonya Perry	1991-92	46.7
Tania Koel	1990-91	47.7
Kelly Lane	1989-90	48.2
Kelly Lane	1988-89	51.9
Pam Balogh	1987-88	45.3
Merida Grant	1986-87	49.2
Theresa Govens	1985-86	49.7
Theresa Govens	1984-85	50.7
Marilyn Stephens	1983-84	54.2
Marilyn Stephens	1982-83	49.3
Marilyn Stephens	1981-82	48.5
Marilyn Stephens	1980-81	50.1
Lynn Blaszczyk	1979-80	54.3

### FREE THROW %

PLAYER	YEAR	PCT.
Tiarra East	2022-23	82.2
Aniya Gourdine	2021-22	84.8
Asonah Alexander	2020-21	76.7
Ashley Jones	2019-20	79.8
Marissa Mackins	2018-19	85.3
Emani Mayo	2017-18	87.8
Feyonda Fitzgerald	2016-17	82.7
Erica Covile	2015-16	85.1
Tyonna Williams	2014-15	83.2
Tyonna Williams	2013-14	90.2
Rateska Brown	2012-13	82.0
Shey Peddy	2011-12	81.6
Qweddia Wallace	2010-11	80.2
Qweddia Wallace	2009-10	80.2
Qweddia Wallace	2008-09	77.6
LaKeisha Eaddy	2007-08	70.3
Fatima Maddox	2006-07	80.5
Kamesha Hairston	2005-06	80.4
Ari Moore	2004-05	82.5
Cynthia Jordan	2003-04	81.4
Christena Hamilton	2002-03	75.6
Natalia Isaac	2001-02	79.3
A. Christoforakis	2000-01	83.1
Nicole Chaszar	1999-00	71.8
Kim Martin	1998-99	75.4
Jen Ricco	1997-98	79.3
Wendi Goods	1996-97	77.2
Jen Ricco	1995-96	67.9
Claudrena Harold	1994-95	70.1
Jen Ricco	1993-94	76.4
Margarete Rougier	1992-93	70.9
Daliese Jackson	1991-92	83.5
Sonya Perry	1990-91	79.4
Kelly Lane	1989-90	78.2
Pam Balogh	1988-89	79.9
Pam Balogh	1987-88	72.5
Pam Balogh	1986-87	76.7
Mimi Carroll	1985-86	74.3
Theresa Govens	1984-85	74.1
Erin Cowley	1983-84	78.9
Marilyn Stephens	1982-83	61.0
Jennifer Gowan	1981-82	74.0
Lynn Blaszczyk	1980-81	57.7
Donna Kennedy	1979-80	74.2

### THREE-POINT %

PLAYER	YEAR	PCT.
Tariyonna Gary	2022-23	37.0
Caranda Perea	2021-22	33.3
Mia Davis	2020-21	33.3
Ashley Jones	2019-20	33.3
Mia Davis	2018-19	36.7
Mykia Jones	2017-18	39.2
Donnaizha Fountain	2016-17	35.2
Donnaizha Fountain	2015-16	37.2
Khadijah Berger	2014-15	36.6
Rateska Brown	2013-14	35.5
Rateska Brown	2012-13	34.2
Shey Peddy	2011-12	37.9
Shey Peddy	2010-11	36.7
Qweddia Wallace	2009-10	35.3
Qweddia Wallace	2008-09	40.7
Ashley Morris	2007-08	33.9
Fatima Maddox	2006-07	37.2
Fatima Maddox	2005-06	40.0
Cynthia Jordan	2004-05	39.8
Britney Jordan	2003-04	42.2
Stacey Smalls	2002-03	34.4
Stacey Smalls	2001-02	36.4
Regan Apo	2000-01	39.3
Nicole Chaszar	1999-00	29.9
Dawn Ingram	1998-99	37.5
Dawn Ingram	1997-98	37.1
Claudrena Harold	1996-97	33.8
Jen Ricco	1995-96	30.6
Claudrena Harold	1994-95	32.1
Jen Ricco	1993-94	35.2
Chantel Adkins	1992-93	36.0
Chantel Adkins	1991-92	27.3
Kelly Wickes	1990-91	31.8
Kelly Wickes	1989-90	31.4
Kelly Wickes	1988-89	44.1
Karen Healey	1987-88	41.9
Karen Healey	1986-87	52.6

## THE LAST TIME...

## AN OWL...

## SCORED 40+ POINTS

Kristen McCarthy ..... 42 ..... Charlotte, 2/13/10

## SCORED 30+ POINTS

Aleah Nelson ..... 30 ..... Duquesne, 12/16/22

## SCORED 20+ POINTS

Aleah Nelson ..... 22 ..... Wichita State, 3/6/23

## TWO PLAYERS SCORED 20+ POINTS

Aleah Nelson ..... 20 ..... at Cincinnati, 1/7/23

Jasha Clinton ..... 28 .....

## HAD 20 REBOUNDS

Tanaya Atkinson ..... 20 ..... at Memphis, 2/18/16

## HAD 10 OFFENSIVE REBOUNDS

Taylor Robinson ..... 10 ..... Penn, 1/22/14

## HAD 10 DEFENSIVE REBOUNDS

Caranda Perea ..... 13 ..... at Houston, 2/4/23

## TWO PLAYERS HAD 10 REBOUNDS

Tiarra East ..... 10 ..... vs Duquesne, 12/16/22

Denise Solis ..... 10 .....

## HAD A DOUBLE-DOUBLE IN POINTS AND REBOUNDS

Caranda Perea ..... 10 points, 13 rebounds ..... at Houston, 2/3/23

## HAD A DOUBLE-DOUBLE IN POINTS AND ASSISTS

Aniya Gourdine ... 12 points, 10 assists ..... at South Florida, 1/22/22

## TWO PLAYERS HAD DOUBLE-DOUBLES

Mia Davis ..... 25 points, 15 rebounds ..... St. John's, 11/17/21

Alexa Williamson 19 points, 14 rebounds .....

## HAD A TRIPLE-DOUBLE

Aniya Gourdine ..... 11 points, 15 rebounds, 10 assists

..... at Tulsa, 2/12/22

## MADE 15 FIELD GOALS

Tanaya Atkinson ..... 17 ..... at Cincinnati, 1/13/18

## ATTEMPTED 20 FIELD GOALS

Aleah Nelson ..... 29 ..... at UCF, 2/21/23

## SHOT 75% FROM THE FIELD (min. 10 att)

Mia Davis ..... 8-10, 80% ..... Tulsa, 12/23/20

## MADE 10 FREE THROWS

Aleah Nelson ..... 10-12 ..... vs Wichita State, 2/1/23

## SHOT 100% FROM THE LINE (min. 7 att.)

Aleah Nelson ..... 10-10 ..... vs UCF, 1/28/23

## MADE 5 THREE-POINTERS

Tariyona Gary ..... 5 ..... vs Tulsa, 1/17/23

## ATTEMPTED 10 THREE-POINTERS

Aleah Nelson ..... 10 ..... vs UCF, 1/28/23

## SHOT 75% FROM 3-PT RANGE (min. 5 att.)

Tariyona Gary ..... 7-9, 78% ..... vs #24 Villanova, 11/20/22

## HAD 10 ASSISTS

Aniya Gourdine ..... 10 ..... at Tulsa, 2/12/22

## HAD 5 BLOCKS

Ugo Nwaigwe ..... 6 ..... Penn, 1/21/16

## HAD 5 STEALS

Tiarra East ..... 5 ..... vs La Salle, 12/5/22

## LED THE TEAM IN POINTS, REBOUNDS, ASSISTS

Aleah Nelson ..... 16 pts, 4 reb, 9 ast ..... at Wichita State, 2/25/23

## HIT LAST SECOND SHOT TO WIN THE GAME

Erica Covile ..... #19/17 USF, 2/6/16

## PLAYED EVERY MINUTE OF A GAME

Aleah Nelson ..... 40 ..... at UCF, 2/21/23

## HAD TWO CONSECUTIVE DOUBLE-DOUBLES

Mia Davis ..... 25 points, 15 rebounds ..... St. John's, 11/17/21

..... 14 points, 10 rebounds ..... Bucknell, 11/20/21

## HAD THREE CONSECUTIVE DOUBLE-DOUBLES

Mia Davis 22 points, 15 rebounds ..... SMU, 12/20/20

17 points, 11 rebounds ..... Tulsa, 12/23/20

17 points, 11 rebounds ..... at ECU, 1/6/21

## FIVE PLAYERS SCORED 10 POINTS

Emani Mayo ..... 18 ..... La Salle, 12/30/18

Mia Davis ..... 14

Shantay Taylor ..... 14

Alexa Williamson ..... 11

Marissa Mackins ..... 11

## TEMPLE...

## WON BY 30+ POINTS

Temple 84, Memphis 53 ..... 3/4/19

## WON BY 40+ POINTS

Temple 79, Kennesaw State 48 ..... 1/4/17

## SCORED 100+ POINTS

100 vs. Delaware State ..... 12/19/15

## GAVE UP 100+ POINTS

103 at #5 South Carolina ..... 12/17/20

## SCORED UNDER 50 POINTS

48 vs Houston ..... 2/18/23

## SCORED UNDER 40 POINTS

31 vs. UCF ..... 2/19/22

**THE LAST TIME...**

**TEMPLE (cont.)...**

**SCORED 50 POINTS IN A HALF**

54 (2nd half) vs. Marist.....12/16/17

**MADE 10 THREE-POINTERS**

10 vs. Duquense.....12/16/22

**SCORED UNDER 20 POINTS IN A HALF**

17 (1st half) vs. Tulsa.....1/17/23

**MADE NO THREE-POINTERS**

0 at FGCU .....11/12/21

**HAD A 20+ REBOUND MARGIN**

+21 at La Salle.....12/30/19

**SHOT 40% FROM 3-PT RANGE (min. 5 att.)**

42% (8-19) Wichita State.....2/1/23

**HAD A 30+ REBOUND MARGIN**

+35 vs. Toledo.....12/10/08

**ATTEMPTED AT LEAST 25 THREES**

26 at UCF .....2/21/23

**HAD 50 REBOUNDS**

51 vs. Wichita State .....2/2/22

**ATTEMPTED LESS THAN 5 THREES**

4 at Cincinnati.....2/3/21

**HAD LESS THAN 25 REBOUNDS**

24 at Wichita State.....2/25/23

**HAD 25 ASSISTS**

26 vs. Memphis.....3/2/21

**HAD 25 OFFENSIVE REBOUNDS**

26 vs. #1 UConn.....2/1/17

**HAD LESS THAN 5 ASSISTS**

1 vs. USF .....3/8/14

**HAD LESS THAN 5 OFFENSIVE REBOUNDS**

4 vs. Stanford.....11/25/07

**HAD 25 TURNOVERS**

25 vs. ECU .....1/11/23

**HAD 30 DEFENSIVE REBOUNDS**

33 vs Houston.....2/18/23

**HAD LESS THAN 5 TURNOVERS**

4 at Cincinnati.....2/11/16

**MADE 35 FIELD GOALS**

38 vs. Sacred Heart.....12/9/15

**HAD 10 BLOCKS**

10 at Cincinnati.....1/7/23

**MADE LESS THAN 15 FIELD GOALS**

12 vs. UCF .....2/19/22

**HAD NO BLOCKS**

0 at ECU .....2/22/20

**ATTEMPTED 75 FIELD GOALS**

78 at St. John's.....11/17/21

**HAD 15 STEALS**

19 vs. Memphis.....3/4/21

**ATTEMPTED LESS THAN 40 FIELD GOALS**

38 vs. Rutgers .....12/30/07

**HAD LESS THAN 5 STEALS**

4 at Cincinnati.....1/7/23

**SHOT AT LEAST 50% FG**

54% (32-59) at Bucknell.....11/27/22

**LAST OVERTIME GAME**

OT vs Cincinnati (L, 64-74).....2/11/23

**MADE 25 FREE THROWS**

29 vs. SMU .....12/20/20

**LAST OVERTIME VICTORY AT HOME**

80-79 (OT) vs. NC State.....3/26/15

**MADE LESS THAN 5 FREE THROWS**

4 at Bucknell.....11/27/22

**LAST OVERTIME VICTORY ON THE ROAD**

74-65 (OT) at Tulsa.....1/4/20

**ATTEMPTED 35 FREE THROWS**

37 vs. SMU .....12/20/20

**DEFEATED A RANKED OPPONENT**

77-71 at #22 USF.....2/19/17

**ATTEMPTED LESS THAN 10 FREE THROWS**

5 at Bucknell.....11/27/22

**SHOT 90% FROM THE LINE**

92.9% (13-14) at Tulane.....1/25/23



## REGULAR-SEASON TOURNAMENTS

YEAR	TOURNAMENT/SITE	OPPONENT	RESULT
1975	Bicentennial/Philadelphia, PA	Federal City Coll.	L, 41-57
1977	Pittsburgh Invitational Pittsburgh, PA	Pittsburgh E. Stroudsburg	L, 40-77 W, 61-58
1980	at Connecticut Storrs, CT	Pittsburgh Vermont	L, 54-65 W, 61-48
1980	Virginia Tipoff Charlottesville, VA	Auburn Navy	L, 62-69 L, 69-74
1980	Queens Holiday Tournament Flushing, NY	VCU	W, 92-77
1981	McGill-Marlett Tournament Montreal, Quebec, Canada	Queens	L, 68-90
1981	Lady Owls Classic (Champion) Philadelphia, PA	Indiana Dalhousie	L, 65-74 W, 77-67
1981	Lady Owls Classic (Champion) Philadelphia, PA	Syracuse	L, 74-75
1982	Scranton-Poinsettia Classic Scranton, PA (Champion)	Virginia State	W, 91-68
1982	Auburn Classic Auburn, AL	Howard	W, 78-90
1982	George Washington Invitational (Champion) Washington, DC	Long Island Scranton	W, 80-58 W, 76-54
1982	Sun Devil Classic Tempe, AZ	Auburn	L, 53-85
1982	Queens Tournament Flushing, NY	Valdosta State	L, 89-96
1983	Lady Lion Classic University Park, PA	UDC	W, 71-61
1983	Gold Cup Invitational Storrs, CT (Champion)	Saint Joseph's	W, 63-60
1983	Vermont Invitational Burlington, VT (Champion)	James Madison	W, 61-52
1983	Oil Capital Classic Tulsa, OK	Wyoming	W, 70-64
1983	George Washington Invite Washington, DC (Champion)	Cal Berkeley	W, 77-66
1983	Northeastern Invitational Boston, MA	Arizona State	L, 65-66
1984	Florida State Invitational Tallahassee, FL	Montclair State	L, 59-61
1985	Rainbow Classic Honolulu, HI	Virginia Tech (2 ot)	W, 85-83
1986	Roos-Coors Shootout San Diego, CA	Northeastern	L, 56-59
1986	Burger King/Orange Bowl Classic Coral Gables, FL	Detroit	W, 60-49
1987	Red Raider Classic Lubbock, TX	Penn State	L, 86-100
1988	N. Illinois Fastbreak Fest DeKalb, IL	Monmouth	W, 61-49
1989	Felspaugh Invitational Lansing, MI	Dartmouth	W, 76-65
1990	Northern Lights Invitational Anchorage, AK	Vermont	W, 87-61
1990	Dial Soap Classic Pullman, WA	So. Connecticut	W, 46-45
1990	Penn Invitational Philadelphia, PA	Baylor	L, 87-94
		Wichita State	W, 83-79
		George Mason	W, 91-56
		Howard	W, 96-68
		G. Washington	W, 83-67
		Northeastern	W, 70-55
		Mercer	L, 73-78
		Miami (FL)	W, 89-87
		Abilene Christian	W, 60-55
		Mississippi	L, 84-74
		Pennsylvania	W, 83-39
		Idaho	W, 63-56
		San Diego State	L, 61-66
		Texas	L, 57-93
		Miami	L, 70-77
		Saint Joseph's	L, 47-65
		Arizona	L, 68-87
		California Irvine	W, 64-59
		N.C. State	L, 66-78
		Butler	W, 82-53
		Miami	L, 73-79
		Michigan State	L, 66-72
		Georgia Tech	W, 87-79
		South Alabama	L, 65-74
		Wake Forest	W, 68-64
		Wash. State	L, 47-91
		Southern Utah	W, 86-55
		Pennsylvania	W, 62-59
		Georgia Tech	L, 68-83



Temple played in the Junkanoo Jam in the Bahamas in 2011-12.

YEAR	TOURNAMENT/SITE	OPPONENT	RESULT
1991	Ramada Hotel Classic Greenville, SC (Champion)	Cent. Michigan Furman	W, 69-53 W, 72-60
1993	Sun and Fun Invitational Miami, FL	Colorado Bucknell	L, 35-64 W, 67-53
1993	UNC-Greensboro Marriott Classic/Greensboro, NC	Brown	L, 55-61
1994	Vermont Howard Bank Classic Burlington, VT	New Hampshire	L, 56-67
1995	Gooding's Holiday Classic Central Florida	UNC-Greensboro	W, 77-72
1997	Bahamas Shootout Nassau, Bahamas	Georgetown	L, 56-80
1999	Florida Int'l Tournament Miami, FL	Idaho	L, 59-71
2000	Clubhouse Inn Classic Albuquerque, NM	UCF	L, 66-84
2001	Temple Classic Philadelphia, PA (Champion)	Florida State	W, 72-67
2002	Stanford Tournament Palo Alto, CA	Wm. & Mary	L, 55-66
2003	Spartan Classic East Lansing, Mich.	St. John's	W, 52-48
2003	Cavalier Classic Charlottesville, VA	Clemson	L, 39-65
2005	Women's Sports Found. Classic Eugene, OR (Champion)	FIU	L, 55-80
2007	Paradise Jam US Virgin Islands	St. John's	W, 75-70
2011	Junkanoo Jam Freeport, Bahamas	New Mexico	L, 78-59
2014	Hall of Fame Challenge Lawrence, Kansas/ Uncasville, Conn.	Boise St.	W, 82-52
2018	Miami Thanksgiving Classic Miami, Fla.	Md.-East. Shore	W, 84-38
2019	Cancun Challenge Cancun, Mexico	Mississippi	W, 84-69
		Kansas State	L, 65-72
		Princeton	W, 70-40
		vs. FIU	W, 81-76
		at Michigam State	L, 40-78
		Virginia	L, 71-72
		Georgia State	W, 60-48
		Michigan	W, 65-48
		Oregon	W, 51-46
		Duke	L, 53-64
		Purdue	W, 61-47
		Stanford	L, 54-63
		Texas A&M	L, 59-71
		St. John's	L, 53-59
		Georgetown	W, 81-58
		Kansas	L, 56-76
		Alabama	L, 51-58
		Harvard	W, 81-69
		Radford	L, 50-58
		Miami	L, 61-73
		North Carolina	L, 71-58
		Creighton	L, 69-59

## POST-SEASON TOURNAMENTS

### AMERICAN ATHLETIC CONFERENCE CHAMPIONSHIP *(began in 2014)*

YEAR	SEED	ROUND	SEED/OPPONENT	RESULT	LOCATION
2014	#6	Quarterfinal	#3 USF	L 44-72	Mohegan Sun Arena, Uncasville, Conn.
2015	#3	Quarterfinal	#5 East Carolina	L 71-77	Mohegan Sun Arena, Uncasville, Conn.
2016	#3	Quarterfinal	#6 Tulsa	W 78-52	Mohegan Sun Arena, Uncasville, Conn.
	#3	Semifinal	#2 USF	L 46-62	Mohegan Sun Arena, Uncasville, Conn.
2017	#2	Quarterfinal	#10 Houston	W 67-58	Mohegan Sun Arena, Uncasville, Conn.
	#2	Semifinal	#3 USF	L 58-63	Mohegan Sun Arena, Uncasville, Conn.
2018	#11	First Round	#6 Wichita St.	W 72-59	Mohegan Sun Arena, Uncasville, Conn.
	#11	Quarterfinal	#3 UCF	L 70-77	Mohegan Sun Arena, Uncasville, Conn.
2019	#6	First Round	#11 Memphis	L 58-69	Mohegan Sun Arena, Uncasville, Conn.
2020	#8	First Round	#9 East Carolina	W, 67-57	Mohegan Sun Arena, Uncasville, Conn.
	#8	Quarterfinal	#1 UConn	L, 61-94	Mohegan Sun Arena, Uncasville, Conn.
2021	#5	Quarterfinal	#4 Tulane	L, 73-83	Dickies Arena, Fort Worth, Texas
2022	#4	Quarterfinal	#5 SMU	L, 55-63	Dickies Arena, Fort Worth, Texas
2023	#9	First Round	#8 Wichita State	L, 71-61	Dickies Arena, Fort Worth, Texas

**Totals: Won 4, Lost 10**

BY ROUND	First Round	2-2
	Quarterfinal	2-6
	Semifinal	0-2
	Final	0-0

### WOMEN'S NATIONAL INVITATION TOURNAMENT (WNIT)

#### 1982 : 5TH PLACE

Amarillo, TX

Illinois State 74, Temple 69  
Temple 94, Southern Miss. 88  
Temple 84, DePaul 68

#### 1983 : 7TH PLACE

Amarillo, TX

Weber State 80, Temple 73  
Texas Tech 81, Temple 77  
Temple 76, Hawaii 65

#### 2001

JMU Convocation Center,  
Harrisonburg, VA  
James Madison 59, Temple 57

#### 2012

McGonigle Hall, Philadelphia, PA

Temple 75, Quinnipiac 60  
Temple 64, Harvard 59  
Syracuse 82, Temple 68

#### 2015 : T-3RD PLACE

(at campus sites)

Temple 67, Marist 54  
Temple 61, Penn 56  
Temple 80, NC State 79 (OT)  
Temple 69, Middle Tenn. St. 57  
West Virginia 66, Temple 58 (OT)

#### 2016 : T-5TH PLACE

(at campus sites)

Temple 74, Drexel 66  
Temple 64, Quinnipiac 62  
Temple 75, Ohio 61

**APPEARANCES: 6 | ALL-TIME RECORD: 12-7**

### ASSOCIATION FOR INTERCOLLEGIATE ATHLETICS FOR WOMEN (AIAW) TOURNAMENT

#### 1976

Bloomsburg 95, Temple 85  
Temple 76, CCNY 41  
Temple 67, Boston College 54

#### 1978

Saint Joseph's 84, Temple 49  
Delaware 76, Temple 67

#### 1982

New Brunswick, NJ  
Rutgers 79, Temple 64

**APPEARANCES: 3 | ALL-TIME RECORD: 2-4**



The 2014-15 Temple squad advanced to the program's first-ever post-season "Final Four" by earning spot in the WNIT Semifinals

## ATLANTIC 10 TOURNAMENT

YEAR	SEED	ROUND	SEED/OPPONENT	RESULT	LOCATION
1983	#3	Quarterfinal	#6 Rhode Island	L	Louis Brown Ath. Center, Piscataway, NJ
1984	#4	Quarterfinal	#5 Rhode Island	L	Rec Hall, University Park, PA
1985	#4	Quarterfinal	#5 Rutgers	W	Alumni Fieldhouse, Philadelphia, PA
		Semifinal	#1 Saint Joseph's	W	
		Final	#2 Penn State	L	
1986	#5	Quarterfinal	#4 West Virginia	L	WVU Coliseum, Morgantown, WV
1987	#4	Quarterfinal	#5 Massachusetts	W	McGonigle Hall, Philadelphia, PA
		Semifinal	#1 Rutgers	L	Louis Brown Athletic Center, Piscataway, NJ
1988	#6	Quarterfinal	#3 George Wash.	W	Charles E. Smith Center, Washington, DC
		Semifinal	#2 Saint Joseph's	L	Louis Brown Athletic Center, Piscataway, NJ
1989	#3	Quarterfinal	#6 George Wash.	W	McGonigle Hall, Philadelphia, PA
		Semifinal	#2 Rutgers	W	Louis Brown Athletic Center, Piscataway, NJ
		Final	#5 West Virginia	L	
1990	#5	Quarterfinal	#4 West Virginia	L	WVU Coliseum, Morgantown, WV
1991	#5	Quarterfinal	#4 West Virginia	L	WVU Coliseum, Morgantown, WV
1992	#6	Quarterfinal	#3 Rutgers	L	Louis Brown Athletic Center, Piscataway, NJ
1993	#7	Quarterfinal	#2 George Wash.	L	Charles E. Smith Center, Washington, DC
1994	#9	1st	#8 West Virginia	W	Alumni Fieldhouse, Philadelphia, PA
		Quarterfinal	#1 Rutgers	L	
1995	#9	1st	#8 St. Bonaventure	L	Alumni Fieldhouse, Philadelphia, PA
1996	East #5	1st	West #4 Duquesne	W	Cassell Coliseum, Blacksburg, VA
		Quarterfinal	East #1 Rhode Island	L	
1997	East #4	1st	West #5 Xavier	W (OT)	McGonigle Hall, Philadelphia, PA
		Quarterfinal	West #1 George Wash.	L	Charles E. Smith Center, Washington, DC
1998	East #5	1st	West #4 Duquesne	L	Palumbo Center, Pittsburgh, PA
1999	East #4	1st	West #5 Dayton	L	Apollo of Temple, Philadelphia, PA
2000	East #4	1st	West #5 La Salle	L	Liacouras Center, Philadelphia, PA
2001	#3	Quarterfinal	#6 La Salle	W	Liacouras Center, Philadelphia, PA
		Semifinal	#2 George Wash.	L	
2002	East #1	Quarterfinal	West #4 Duquesne	W	Liacouras Center, Philadelphia, PA
		Semifinal	East #3 Massachusetts	W (OT)	
		Final	East #2 Saint Joseph's	W	<b>CHAMPIONS!</b>
2003	East #2	Quarterfinal	West #3 Richmond	W	Ryan Center, Kingston, RI
		Semifinal	West #1 George Wash.	L	
2004	East #1	Quarterfinal	West #4 Xavier	W	Alumni Fieldhouse, Philadelphia, PA
		Semifinal	West #2 Richmond	W	
		Final	East #2 Saint Joseph's	W	<b>CHAMPIONS!</b>
2005	East #1	Quarterfinal	East #5 Saint Joseph's	W	Charles E. Smith Center, Washington, DC
		Semifinal	West #2 Xavier	W	
		Final	West #1 George Wash.	W	<b>CHAMPIONS!</b>
2006	#3	Quarterfinal	#6 Dayton	W	Alumni Fieldhouse, Philadelphia, PA
		Semifinal	#10 Duquesne	W	
		Final	#1 George Wash.	W	<b>CHAMPIONS!</b>
2007	#2	Quarterfinal	#10 St. Bonaventure	W	Cintas Center, Cincinnati, OH
		Semifinal	#3 Xavier	L	
2008	#1	Quarterfinal	#8 Richmond	W	Alumni Fieldhouse, Philadelphia, PA
		Semifinal	#5 Dayton	W	
		Final	#3 Xavier	L	
2009	#2	Quarterfinal	#7 St. Bonaventure	W	Halton Arena, Charlotte, NC
		Semifinal	#3 Charlotte	L	
2010	#3	Quarterfinal	#6 Duquesne	W	Show Place Arena, Upper Marlboro, MD
		Semifinal	#2 Dayton	W (OT)	
		Final	#1 Xavier	L (OT)	
2011	#2	Quarterfinal	#7 St. Bonaventure	W	Tsongas Center, Lowell, MA
		Semifinal	#6 Dayton	L	
2012	#2	Quarterfinal	#7 Duquesne	W	Hagan Arena, Philadelphia, PA
		Semifinal	#3 Dayton	L	
2013	#10	1st	#7 Xavier	W	Hagan Arena, Philadelphia, PA
		Quarterfinal	#2 Charlotte	W	
		Semifinal	#3 Fordham	L	

Totals: Won 33, Lost 27

## BY ROUND

Semifinal	8-9
Final	4-4
Titles	4 (2002, 2004, 2005, 2006)

**NCAA TOURNAMENT**

YEAR	SEED/REGION	QUALIFIED	ROUND	SEED/OPPONENT	RESULT	LOCATION
1989	#8 Mideast	At-Large	1st 2nd	#9 Holy Cross #1 Auburn	W, 90-80 L, 54-88	McGonigle Hall, Philadelphia, Pa. Beard-Eaves Coliseum, Auburn, Ala.
2002	#14 Midwest	A-10 Champ	1st	#3 Iowa State	L, 57-72	Hilton Coliseum, Ames, Iowa
2004	#11 West	A-10 Champ	1st	#6 TCU	L, 57-70	Liacouras Center, Philadelphia, Pa.
2005	#6 Philadelphia	A-10 Champ	1st 2nd	#11 Louisiana Tech #3 Rutgers	W, 66-61 L, 54-61	Gampel Pavilion, Storrs, Conn.
2006	#6 Bridgeport	A-10 Champ	1st	#11 Hartford	L, 58-64	Sovereign Bank Arena, Trenton, N.J.
2007	#8 Greensboro	At-Large	1st 2nd	#9 Nebraska #1 Duke	W, 64-61 L, 52-62	RBC Center, Raleigh, N.C.
2008	#11 Okla. City	At-Large	1st	#6 Arizona State	L, 54-61	Comcast Center, College Park, Md.
2009	#9 Trenton	At-Large	1st	#8 Florida	L, 57-70	Gampel Pavilion, Storrs, Conn.
2010	#8 Dayton	At-Large	1st 2nd	#9 James Madison #1 Connecticut	W, 65-53 L, 36-90	Ted Constant Convocation Center, Norfolk, Va.
2011	#10 Dayton	At-Large	1st 2nd	#7 Arizona State #2 Notre Dame	W, 63-45 L, 64-77	Jon Huntsman Center, Salt Lake City, Utah
2017	#7 Duke	At-Large	1st	#10 Oregon	L, 70-71	Cameron Indoor, Durham, N.C.

**APPEARANCES: 11 | ALL-TIME RECORD: 5-11 (.313)**



*Temple returned to the NCAA Tournament in 2017 after a six-year absence. The Owls were seeded seventh in the Duke Region.*

## ALL-TIME RESULTS

**BLANCHE V. BROWN**  
**1923-26 • 19-11 OVERALL****1923-24 (12-0)**

Eastern (Va.).....	W.....	27-15
Moravian.....	W.....	45-19
Ursinus.....	W.....	35-26
Stroudsburg.....	W.....	22-6
Swarthmore.....	W.....	50-30
George Washington.....	W.....	40-22
Fredericksburg.....	W.....	40-26
Dickinson.....	W.....	36-17
Dickinson.....	W.....	56-20
Pittsburgh.....	W.....	26-19
Pittsburgh.....	W.....	22-20
Savage.....	W.....	28-8

**1924-25 (6-6)**

Ursinus.....	W.....	44-41
George Washington.....	W.....	27-24
Pittsburgh.....	L.....	30-36
Bryn Mawr.....	L.....	25-29
Swarthmore.....	L.....	25-30
George Washington.....	W.....	26-20
Adelphi.....	W.....	21-14
Penn.....	W.....	30-20
Ursinus.....	W.....	21-9
Pittsburgh.....	L.....	21-39
Bryn Mawr.....	L.....	26-39
Swarthmore.....	L.....	26-40

**1925-26 (1-5)**

Pittsburgh.....	L.....	8-20
Thiel.....	L.....	24-27
Germantown.....	W.....	30-10
Swarthmore.....	L.....	43-66
Penn.....	L.....	11-30
Bryn Mawr.....	L.....	19-35

**VIOLA ZUTTIG**  
**1926-27 • 2-3 OVERALL****1926-27 (2-3)**

Pittsburgh.....	L.....	11-24
NYU.....	W.....	23-10
William & Mary.....	L.....	19-27
Bryn Mawr.....	L.....	34-38
Ursinus.....	W.....	33-25

**1928-37**

NO VARSITY TEAMS

**BLANCHE V. BROWN**  
**1937-40 • 13-4 OVERALL****1937-38 (3-1)**

St. Joseph's.....	W.....	64-16
Maryland Teachers'.....	W.....	31-20
Ursinus.....	L.....	20-35
Glassboro State.....	W.....	31-14

**1938-39 (4-2)**

Glassboro State.....	W.....	44-33
Lankenau Hospital.....	W.....	28-17
Swarthmore.....	L.....	23-31
NYU.....	W.....	28-17
Ursinus.....	L.....	25-28
Manhattanville.....	W.....	29-15

**1939-40 (6-1)**

Glassboro State.....	W.....	30-20
Beaver.....	W.....	39-25

NYU.....	W.....	28-17
Penn.....	W.....	40-14
Swarthmore.....	W.....	34-23
Ursinus.....	L.....	25-35
Manhattanville.....	W.....	21-12

**PATRICIA COLLINS**  
**1940-44 • 29-5 OVERALL****1940-41 (7-2)**

Alumnae.....	W.....	37-22
Glassboro State.....	W.....	40-30
Beaver.....	W.....	23-22
Penn.....	W.....	32-20
Swarthmore.....	W.....	23-20
Rhode Island.....	W.....	24-22
Ursinus.....	W.....	37-24
Rosemont.....	L.....	23-24
NYU.....	L.....	26-29

**1941-42 (5-3)**

Immaculata.....	W.....	53-20
Alumnae.....	W.....	29-18
NYU.....	W.....	41-7
Swarthmore.....	W.....	39-24
Beaver.....	L.....	31-34
East Stroudsburg.....	L.....	28-35
Ursinus.....	L.....	28-31
Penn.....	W.....	31-20

**1942-43 (8-0)**

Alumnae.....	W.....	39-29
East Stroudsburg.....	W.....	43-25
Swarthmore.....	W.....	46-18
Immaculata.....	W.....	57-26
Rosemont.....	W.....	56-26
Ursinus.....	W.....	35-25
Hunter.....	W.....	48-24
NYU.....	W.....	45-14

**1943-44 (9-0)**

Alumnae.....	W.....	85-42
East Stroudsburg.....	W.....	20-15
Penn.....	W.....	50-29
Beaver.....	W.....	33-29
Immaculata.....	W.....	40-35
NYU.....	W.....	51-34
Rosemont.....	W.....	55-39
Swarthmore.....	W.....	44-22
Ursinus.....	W.....	35-30

**VERA EGNER**  
**1945-46 • 17-1 OVERALL****1944-45 (10-0)**

Women Marines.....	W.....	61-25
Alumnae.....	W.....	50-26
Swarthmore.....	W.....	45-18
Beaver.....	W.....	46-19
Albright.....	W.....	41-19
Immaculata.....	W.....	44-40
East Stroudsburg.....	W.....	49-15
NYU.....	W.....	43-31
Penn.....	W.....	38-14
Ursinus.....	W.....	45-15

**1945-46 (7-1)**

Swarthmore.....	W.....	23-15
Ursinus.....	W.....	32-26
Albright.....	W.....	39-19
Immaculata.....	L.....	32-33
East Stroudsburg.....	W.....	38-24
Beaver.....	W.....	49-33

NYU.....	W.....	45-17
Penn.....	W.....	28-16

**GRACE SCHULER MCGOEY**  
**1946-47 • 7-1 OVERALL****1946-47 (7-1)**

Beaver.....	W.....	30-25
Penn.....	W.....	35-20
Swarthmore.....	W.....	38-15
East Stroudsburg.....	W.....	47-20
Albright.....	W.....	39-9
Ursinus.....	W.....	34-16
Immaculata.....	L.....	33-35
NYU.....	W.....	43-21

**PATRICIA COLLINS**  
**1947-49 • 13-3 OVERALL****1947-48 (6-2)**

Beaver.....	W.....	32-21
Alumnae.....	W.....	32-21
Albright.....	W.....	36-18
Swarthmore.....	W.....	42-17
East Stroudsburg.....	W.....	27-24
Ursinus.....	L.....	32-33
Immaculata.....	W.....	40-21
Penn.....	L.....	25-27

**1948-49 (7-1)**

Beaver.....	W.....	36-18
Swarthmore.....	W.....	40-33
Ursinus.....	L.....	39-43
Albright.....	W.....	50-33
East Stroudsburg.....	W.....	35-28
Penn.....	W.....	43-22
Immaculata.....	W.....	28-22
NYU.....	W.....	33-17

**MARION EARL**  
**1949-51 • 11-4-1 OVERALL****1949-50 (5-2-1)**

Beaver.....	W.....	46-39
Swarthmore.....	W.....	45-26
Ursinus.....	W.....	31-24
Albright.....	W.....	42-38
East Stroudsburg.....	T.....	45-45
Rosemont.....	W.....	55-14
Penn.....	L.....	43-48
Immaculata.....	L.....	48-66

**1950-51 (6-2)**

Beaver.....	W.....	70-23
Swarthmore.....	L.....	31-34
East Stroudsburg.....	L.....	40-41
Rosemont.....	W.....	28-20
Albright.....	W.....	59-23
Ursinus.....	W.....	37-32
Immaculata.....	W.....	30-27
Penn.....	W.....	44-41

**PATRICIA COLLINS MORRIS**  
**1951-52 • 5-3 OVERALL****1951-52 (5-3)**

Swarthmore.....	W.....	51-35
Beaver.....	W.....	42-36
Immaculata.....	W.....	48-33
Albright.....	W.....	39-32
Rosemont.....	W.....	38-35

**2023-24 Temple Women's Basketball**

East Stroudsburg..... L.....36-37  
 Ursinus ..... L..... 30-36  
 Penn ..... L.....27-53

**ANNE MCCONAGHIE VOLP  
 1952-54 • 13-2 OVERALL**

**1952-53 (6-1)**

Beaver ..... W..... 65-45  
 Albright..... W..... 59-43  
 East Stroudsburg..... W..... 60-40  
 Rosemont ..... W..... 66-33  
 Swarthmore ..... W..... 63-34  
 Ursinus ..... W..... 42-29  
 Immaculata..... L..... 36-39

**1953-54 (7-1)**

Beaver ..... L..... 52-61  
 Albright..... W..... 56-10  
 East Stroudsburg..... W..... 35-24  
 Penn ..... W..... 55-36  
 Ursinus ..... W..... 44-37  
 Rosemont ..... W..... 68-30  
 Immaculata..... W..... 58-55  
 Swarthmore ..... W..... 45-32

**VIRGINIA MIDDLETON  
 1954-57 • 18-6-1 OVERALL**

**1954-55 (8-0-1)**

Alumnae..... W..... 40-36  
 Albright..... W..... 62-19  
 Beaver ..... W..... 56-37  
 East Stroudsburg..... W..... 49-35  
 Swarthmore ..... W..... 47-29  
 Rosemont ..... W..... 55-16  
 Ursinus ..... T..... 48-48  
 Immaculata..... W..... 50-30  
 Penn ..... W..... 59-53

**1955-56 (5-3)**

Beaver ..... L..... 31-59  
 East Stroudsburg..... L..... 43-52  
 Gettysburg ..... W..... 39-34  
 Albright..... W..... 49-18  
 Swarthmore ..... W..... 54-53  
 Immaculata..... W..... 67-52  
 Penn ..... W..... 50-41  
 Ursinus ..... L..... 41-57

**1956-57 (5-3)**

Beaver ..... L..... 51-64  
 East Stroudsburg..... L..... 53-57  
 Drexel ..... W..... 46-42  
 Gettysburg ..... W..... 58-29  
 Penn ..... W..... 42-31  
 Swarthmore ..... W..... 66-47  
 Ursinus ..... L..... 48-78  
 Immaculata..... W..... 59-45

**DOROTHY MILLER  
 1957-59 • 9-6-1 OVERALL**

**1957-58 (4-4)**

Beaver ..... L..... 46-51  
 Drexel ..... W..... 66-53  
 Gettysburg ..... W..... 58-34  
 Swarthmore ..... W..... 74-45  
 East Stroudsburg..... L..... 29-50  
 Immaculata..... W..... 60-43  
 Penn ..... L..... 40-51  
 Ursinus ..... L..... 47-53

**1958-59 (5-2-1)**

Beaver ..... W..... 63-45  
 Drexel ..... W..... 51-47  
 East Stroudsburg..... W..... 58-45  
 Gettysburg ..... L..... 50-67  
 West Chester..... L..... 53-61  
 Ursinus ..... W..... 49-46  
 Penn ..... W..... 60-32  
 Immaculata..... T..... 42-42

**ANNETTE SMITH  
 1959-60 • 1-7 OVERALL**

**1959-60 (1-7)**

Immaculata..... L..... 43-48  
 Drexel ..... L..... 38-45  
 Ursinus ..... L..... 36-67  
 Gettysburg ..... L..... 50-54  
 Beaver ..... L..... 41-51  
 West Chester..... L..... 54-87  
 East Stroudsburg..... L..... 46-62  
 Penn ..... W..... 51-50

**JEAN HAMILTON  
 1960-62 • 9-10 OVERALL**

**1960-61 (5-5)**

Chestnut Hill ..... W..... 40-25  
 Bryn Mawr ..... W..... 59-29  
 East Stroudsburg..... L..... 57-59  
 West Chester..... L..... 41-53  
 Beaver ..... W..... 59-33  
 Gettysburg ..... L..... 35-54  
 Immaculata..... L..... 28-45  
 Drexel ..... W..... 63-50  
 Penn ..... W..... 85-49  
 Ursinus ..... L..... 58-88

**1961-62 (4-5)**

Chestnut Hill ..... W..... 49-33  
 West Chester..... L..... 44-82  
 East Stroudsburg..... L..... 25-45  
 Beaver ..... W..... 45-35  
 Penn ..... W..... 44-32  
 Drexel ..... L..... 37-42  
 Ursinus ..... L..... 20-54  
 Gettysburg ..... L..... 35-45  
 Swarthmore ..... W..... 53-47

**1962-63**

No Varsity Team

**NANCY RUPP  
 1963-65 • 6-13 OVERALL**

**1963-64 (1-9)**

Chestnut Hill ..... L..... 19-43  
 East Stroudsburg..... L..... 31-42  
 Beaver ..... L..... 36-56  
 West Chester..... L..... 37-42  
 Penn ..... L..... 39-45  
 Drexel ..... L..... 41-43  
 Ursinus ..... L..... 29-49  
 Gettysburg ..... L..... 41-60  
 Immaculata..... L..... 28-74  
 Swarthmore ..... W..... 52-51

**1964-65 (5-4)**

Chestnut Hill ..... W..... 57-43  
 East Stroudsburg..... L..... 32-55  
 West Chester..... L..... 54-58  
 Trenton ..... W..... 39-23  
 Penn ..... W..... 71-29  
 Swarthmore ..... W..... 67-30  
 Beaver ..... W..... 51-49  
 Ursinus ..... L..... 39-47

Immaculata..... L.....42-57

**CAROL UNDERWOOD  
 1965-66 • 2-8 OVERALL**

**1965-66 (2-8)**

Chestnut Hill ..... L..... 45-63  
 East Stroudsburg..... L.....27-93  
 West Chester..... L..... 44-48  
 Immaculata..... L..... 31-42  
 Swarthmore ..... W..... 52-38  
 Gettysburg ..... L.....46-47  
 Beaver ..... L..... 26-45  
 Glassboro State ..... W..... 56-46  
 Trenton..... L..... 39-55  
 Ursinus ..... L..... 41-68

**1966-74**

Records unavailable

**RONNIE MAUREK  
 1974-78 • 21-48 OVERALL**

**1974-75 (7-8)**

J 16 at PennSt-Ogontz ..... W..... 52-31  
 J 22 at Bucks Co. CC..... L..... 51-55  
 J 25 Villanova ..... W..... 49-48  
 J 27 Cheyney State..... L..... 64-68  
 J 29 Drexel ..... W..... 61-22  
 F 1 Pittsburgh ..... W..... 59-55  
 F 3 St. Joseph's ..... L..... 45-54  
 F 6 Australia National ..... L..... 28-72  
 F 11 Immaculata..... L..... 34-96  
 F 14 at Ursinus..... L..... 50-74  
 F 18 Glassboro State ..... L..... 48-60  
 F 20 at Delaware..... L..... 39-59  
 F 25 Trenton..... W..... 58-33  
 F 27 West Chester ..... W..... 65-39  
 F 28 at Penn..... W..... 76-46

**1975-76 (5-14)**

**EAIW Tournament**  
 D 26 Federal City%..... L..... 41-57  
 D 27 So. UConn%..... W..... 47-46  
 J 21 at Penn ..... L..... 65-66  
 J 22 at St. Joseph's ..... L..... 38-74  
 J 26 Cheyney State..... L..... 49-66  
 J 28 at West Chester ..... L..... 49-80  
 J 31 La Salle..... W..... 73-60  
 F 6 at Villanova..... W..... 73-54  
 F 10 Immaculata..... L..... 40-92  
 F 13 Ursinus ..... L..... 64-67  
 F 17 at Glassboro St..... W..... 66-64  
 F 19 Delaware ..... L..... 50-72  
 F 24 at Trenton ..... L..... 49-56  
 F 27 at Edinboro..... L..... 45-64  
 F 28 at Pittsburgh..... L..... 59-62  
 M 3 Queens..... L..... 48-85  
 M 13 Bloomsburg &..... L..... 85-89  
 M 14 CCNY &..... W..... 76-41  
 M 15 Boston College &..... L..... 67-54

**1976-77 (2-12)**

J 18 La Salle (P)..... L..... 61-76  
 J 20 Glassboro State ..... L..... 54-68  
 J 2 at Penn ..... W..... 73-54  
 J 27 at Cheyney State ..... L..... 40-86  
 J 29 at Delaware ..... L..... 76-91  
 F 1 St. Joseph's (11)..... L..... 37-73  
 F 8 Villanova (P) ..... W..... 64-59  
 F 10 at Immaculata (2)..... L..... 46-87  
 F 12 Edinboro ..... L..... 57-77  
 F 15 at Ursinus..... L..... 66-78  
 F 17 Pittsburgh ..... L..... 61-90  
 F 22 Trenton ..... L..... 55-60

F 24	at Rutgers.....	L.....56-111
F 28	West Chester.....	L.....54-74

**1977-78 (7-14)**

**EAIW Tournament**

D 2	Pittsburgh %.....	L.....40-77
D 3	E. Stroudsburg %.....	W.....61-58
D 4	Pittsburgh %.....	L.....54-65
D 7	at Lafayette.....	W.....86-69
J 19	Delaware.....	L.....53-81
J 21	E. Stroudsburg.....	L.....70-72
J 24	Cheyney State.....	L.....40-83
J 26	at Villanova.....	L.....66-76
J 28	at Penn.....	W.....88-66
F 2	Holy Family.....	W.....86-24
F 4	Lehigh.....	L.....67-71
F 7	La Salle.....	L.....76-93
F 11	at Kutztown State.....	W.....94-68
F 14	Ursinus.....	W.....63-52
F 16	at Glassboro St.....	W.....102-75
F 18	at West Chester.....	L.....69-90
F 21	at Trenton.....	L.....58-71
F 25	Kean.....	L.....73-83
F 28	at St. Joseph's (9).....	L.....63-102
M 3	St. Joseph's & (9).....	L.....49-84
M 4	Delaware &.....	L.....67-76

**ANDY MCGOVERN  
1978-80 • 22-21 OVERALL**

**1978-79 (8-11)**

D 2	at Allentown.....	W.....74-40
D 5	Lafayette.....	W.....56-48
D 7	Kutztown State.....	W.....51-40
J 18	at Delaware.....	L.....37-69
J 23	Villanova.....	L.....50-58
J 25	at Cheyney St. (9).....	L.....31-85
J 27	American.....	W.....56-54
J 30	at Monmouth.....	L.....53-76
F 1	Immaculata.....	L.....57-75
F 3	at Lehigh.....	W.....71-63
F 6	at La Salle.....	L.....61-78
F 10	at Catholic.....	L.....61-80
F 13	at Ursinus.....	W.....74-60
F 15	Glassboro State.....	L.....63-66
F 17	West Chester.....	L.....56-69
F 20	Trenton.....	W.....60-45
F 22	at Penn.....	W.....71-65
F 24	at Kean.....	L.....55-82
F 27	St. Joseph's.....	L.....60-85

**1979-80 (14-10)**

D 1	Monmouth.....	L.....64-65
D 4	at Lafayette.....	L.....70-77
D 8	Purdue.....	W.....72-68
D 10	E. Stroudsburg.....	L.....69-71
D 17	Virginia.....	W.....58-57
D 19	at Penn State.....	L.....58-71
J 10	at American.....	W.....73-69
J 15	Catholic.....	W.....80-69
J 18	Vermont %.....	W.....61-48
J 19	Auburn %.....	L.....62-69
J 21	Cheyney St.(10).....	L.....64-72
J 24	^Villanova [FH] (20).....	L.....47-65
J 29	Delaware.....	W.....70-54
J 31	at Immaculata.....	W.....88-82
F 2	Lehigh.....	W.....65-46
F 5	^La Salle.....	W.....69-58
F 9	Georgetown.....	L.....80-83
F 14	Glassboro State.....	W.....70-62
F 15	Slippery Rock.....	W.....85-74
F 16	at West Chester.....	W.....83-72
F 19	Trenton State.....	W.....76-41
F 21	^at Penn.....	L.....74-77
F 23	Kean.....	W.....73-59
F 26	^at St. Joseph's.....	L.....46-7

**LINDA MACDONALD  
1980-90 • 166-131 OVERALL**

**1980-81 (12-17)**

N 21	Navy %.....	L.....69-74
N 22	VCU %.....	W.....92-77
N 29	at Monmouth.....	L.....51-68
D 2	Lafayette.....	W.....69-60
D 5	American %.....	L.....57-64
D 6	Virginia State %.....	W.....75-60
D 9	at E. Stroudsburg.....	W.....90-56
D 27	Queens %.....	L.....68-90
D 29	Indiana %.....	L.....65-74
J 6	Rutgers (4).....	L.....64-104
J 9	Dalhousie %.....	W.....77-67
J 10	Syracuse %.....	L.....74-75
J 11	McGill %.....	W.....83-81
J 16	UConn.....	W.....71-68
J 20	Penn State.....	L.....63-89
J 22	Cheyney St. (8).....	L.....62-81
J 24	at Manhattan.....	L.....74-82
J 27	at Delaware.....	L.....95-101
J 29	Immaculata.....	W.....64-63
J 31	^Villanova.....	L.....67-104
F 3	^at La Salle.....	L.....84-88
F 5	at Lehigh.....	W.....72-60
F 7	at West Virginia.....	L.....83-86
F 10	at Georgetown.....	L.....62-82
F 13	at Catholic.....	W.....70-57
F 16	West Chester.....	L.....60-67
F 19	^Penn.....	L.....77-78
F 21	at Kean.....	W.....96-76
F 24	^at St. Joseph's.....	W.....87-68

**1981-82 (20-11)**

**EAIW, WNIT**

N 20	Morgan State.....	W.....65-46
N 28	Monmouth.....	W.....67-65
D 1	at Lafayette.....	W.....79-52
D 4	Virginia State %.....	W.....91-68
D 5	Howard %.....	W.....78-50
D 7	at Princeton.....	W.....70-59
D 12	Long Island %.....	W.....80-58
D 13	Scranton %.....	W.....76-54
J 5	Manhattan.....	W.....59-43
J 9	Maryland (12).....	L.....63-81
J 13	^at St. Joseph's.....	W.....74-63
J 15	at UMass.....	W.....76-73
J 16	at UConn.....	W.....62-49
J 21	at American.....	W.....71-60
J 23	Auburn %.....	L.....53-58
J 24	Valdosta St. % (OT).....	L.....89-96
J 27	at Penn State (15).....	L.....59-92
J 30	^at Villanova (13).....	L.....67-74
F 2	^La Salle.....	L.....55-58
F 4	West Virginia.....	W.....84-68
F 8	at Cheyney State.....	L.....54-91
F 9	^at Penn.....	L.....73-74
F 11	Delaware.....	W.....84-57
F 13	at West Chester.....	W.....65-59
F 20	Dist. of Columbia.....	W.....76-62
F 23	Georgetown.....	W.....89-70
F 25	at Rutgers.....	L.....67-81
M 12	Rutgers &.....	L.....64-79
M 26	Illinois State #.....	L.....69-74
M 27	So. Miss. (OT) #.....	W.....94-88
M 28	DePaul #.....	W.....84-68

**1982-83 (19-12)**

**WNIT**

**Philadelphia Big 5 Champions**

N 22	Princeton.....	W.....72-50
N 30	Penn State (11).....	L.....55-61
D 3	Dist. of Columbia %.....	W.....71-61
D 4	St. Joseph's %.....	W.....63-60

D 5	James Madison %.....	W.....61-52
D 9	Wyoming %.....	W.....70-64
D 10	Cal-Berkeley %.....	W.....77-66
D 11	Arizona St. % (18).....	L.....65-66
D 27	Montclair St %.....	L.....59-61
D 28	Va. Tech % (2OT).....	W.....85-83
D 29	Northeastern %.....	L.....56-59
J 6	Florida State.....	L.....69-74
J 8	at West Virginia.....	W.....52-50
J 14	Detroit %.....	W.....60-49
J 15	Penn State % (18).....	L.....86-100
J 25	^Villanova.....	W.....62-58
J 28	Monmouth %.....	W.....61-49
J 29	Dartmouth %.....	W.....76-65
F 3	Rutgers (18).....	L.....79-95
F 5	^Penn.....	W.....90-58
F 7	at Cheyney St. (5).....	L.....49-73
F 10	at Delaware.....	W.....90-62
F 12	Vermont %.....	W.....87-61
F 13	So. Conn. %.....	W.....46-45
F 17	^at La Salle.....	W.....82-62
F 19	^St. Joseph's.....	W.....61-57
F 22	at Maryland (7).....	L.....52-77
M 4	Rhode Island**.....	L.....69-70
M 17	Weber State #.....	L.....73-80
M 18	Texas Tech #.....	L.....77-81
M 19	Hawaii #.....	W.....76-65

**1983-84 (17-10, 5-3 A-10)**

N 25	Baylor %.....	L.....87-94
N 26	Wichita State %.....	W.....83-79
N 30	*at Penn St. (15).....	L.....69-93
D 2	Geo. Mason %.....	W.....91-56
D 3	Howard %.....	W.....96-68
D 4	G. Washington %.....	W.....83-67
D 7	*G. Washington.....	W.....72-62
D 10	Northeastern %.....	W.....70-55
D 17	Brooklyn.....	W.....93-45
J 5	*at Duquesne.....	W.....85-65
J 7	^La Salle.....	W.....116-66
J 10	at St. John's (19).....	L.....60-83
J 13	Mercer %.....	L.....73-78
J 14	Miami (Fla.) %.....	W.....89-87
J 16	at Bethune-Cook.....	L.....68-74
J 21	*Rhode Island.....	W.....71-70
J 25	Maryland (14).....	L.....74-78
J 28	*West Virginia.....	W.....78-73
J 31	at Fair. Dickinson.....	W.....65-58
F 6	Cheyney St. (11).....	W.....68-61
F 9	Delaware.....	W.....83-69
F 11	*at Rutgers.....	L.....75-86
F 15	^at Villanova.....	L.....63-67
F 22	**St. Joseph's (V).....	W.....68-60
F 25	*at UMass.....	L.....80-84
F 28	^at Penn.....	W.....85-69
M 2	Rhode Island**.....	L.....75-82

**1984-85 (20-9, 5-3 A-10)**

N 26	Md.-East. Shore.....	W.....71-23
N 28	at Rutgers (14).....	L.....60-69
N 30	Delaware State.....	W.....92-61
D 1	Brooklyn.....	W.....69-46
D 8	^Villanova (OT).....	L.....53-55
D 10	at UNC (OT).....	L.....67-77
D 22	at St. John's.....	W.....61-55
J 2	Abilene Chr. %.....	W.....60-55
J 3	Mississippi % (8).....	L.....74-84
J 4	Penn %.....	W.....83-39
J 10	Fair. Dickinson.....	W.....78-59
J 14	*Penn State (10).....	L.....72-78
J 17	*UMass.....	W.....78-64
J 19	*at Rhode Island.....	W.....78-69
J 21	at Delaware.....	W.....77-58
J 24	*Duquesne.....	W.....72-44
J 26	*at WVU (2OT).....	L.....81-86
J 29	^at La Salle.....	L.....68-77

# 2023-24 Temple Women's Basketball

J 31	^Penn.....	W.....	96-54
F 5	at Cheyney State.....	W.....	61-35
F 7	*Rutgers.....	W.....	78-69
F 10	*at GWU.....	W.....	74-71
F 14	*^at St. Joe's (18).....	L.....	77-83
F 20	at Maryland.....	W.....	62-58
F 23	at Boston Univ.....	W.....	75-59
F 24	at UNH.....	W.....	66-60
M 1	Rutgers**.....	W.....	74-55
M 2	at St. Joe's** (16).....	W.....	65-61
M 3	Penn State** (10).....	L.....	59-96

## 1985-86 (15-13, 8-8 A-10)

### Philadelphia Big 5 Champions

D 2	Delaware.....	W.....	78-59
D 4	^La Salle.....	W.....	65-62
D 7	^at Villanova.....	W.....	72-61
D 9	^at Penn.....	W.....	99-40
D 20	UNC (20).....	L.....	67-76
J 3	Idaho %.....	W.....	63-56
J 4	at SDSU %.....	L.....	61-66
J 6	at Pepperdine.....	W.....	89-69
J 11	*Duquesne.....	W.....	68-53
J 12	*Penn St. (15).....	L.....	68-70
J 16	*UMass.....	W.....	78-56
J 18	*Rhode Island.....	W.....	74-56
J 20	at St. John's.....	L.....	50-58
J 23	*at Rutgers (12).....	L.....	56-91
J 25	*at GWU.....	W.....	76-61
J 28	*at St. Joe's.....	L.....	59-65
J 30	*at Duquesne.....	W.....	94-65
F 1	*at West Virginia.....	L.....	66-78
F 4	Cheyney State.....	W.....	96-55
F 6	*at GWU.....	W.....	75-60
F 8	*Rutgers.....	L.....	70-94
F 10	*WVU (OT).....	L.....	73-75
F 14	*at UMass.....	W.....	74-66
F 16	*at Rhode Island.....	L.....	70-79
F 18	Maryland.....	L.....	66-76
F 20	*^St. Joseph's.....	W.....	67-58
F 24	*at Penn St. (16).....	L.....	55-81
M 6	West Virginia**.....	L.....	68-74

## 1986-87 (11-19, 9-9 A-10)

D 6	at North Carolina.....	L.....	65-94
D 9	at Maryland (16).....	L.....	49-79
D 13	^at La Salle.....	L.....	47-56
D 22	^Villanova.....	L.....	55-76
D 20	North Carolina.....	L.....	67-76
D 27	Texas % (2).....	L.....	57-93
D 29	Miami %.....	L.....	70-77
D 29	St. Joseph's %.....	L.....	47-65
J 5	*Duquesne.....	W.....	84-59
J 10	St. John's.....	L.....	41-62
J 12	*G. Washington.....	W.....	60-54
J 15	*West Virginia.....	L.....	60-64
J 17	*at Rutgers (5).....	L.....	56-80
J 20	*^at St. Joseph's.....	L.....	56-62
J 22	*St. Bonaventure.....	W.....	81-74
J 24	*Penn State (13).....	W.....	64-59
J 29	*at UMass.....	L.....	46-60
J 31	*at Rhode Island.....	W.....	53-51
F 5	*UMass.....	W.....	66-61
F 7	*Rhode Island.....	W.....	87-59
F 14	*at West Virginia.....	L.....	73-77
F 16	*at Duquesne.....	W.....	88-68
F 17	^Penn.....	W.....	83-45
F 19	*Rutgers (2).....	L.....	64-90
F 21	*at St. Bona.....	W.....	79-72
F 23	*at Penn St. (16).....	L.....	70-91
F 26	*St. Joseph's.....	L.....	59-69
F 28	*at GWU.....	L.....	70-78
M 4	UMass**.....	W.....	68-54
M 6	at Rutgers** (6).....	L.....	55-86



The 1988-89 Temple Owls

## 1987-88 (14-15, 9-9 A-10)

N 28	Rider.....	W.....	84-47
D 1	Maryland.....	L.....	76-81
D 4	Arizona State %.....	L.....	68-87
D 5	Calif.-Irvine %.....	W.....	64-59
D 12	^La Salle.....	L.....	59-67
D 19	*at Rutgers (10).....	L.....	60-89
D 21	^Villanova.....	L.....	56-78
J 2	*UMass.....	W.....	85-51
J 4	*Rhode Island.....	W.....	68-50
J 9	*at GWU.....	L.....	60-68
J 14	*at Penn State.....	L.....	58-60
J 16	*at St. Bona.....	W.....	87-67
J 21	*West Virginia.....	L.....	62-72
J 23	*Duquesne.....	W.....	75-52
J 25	St. John's.....	L.....	73-74
J 30	*at St. Joseph's.....	L.....	53-65
F 1	*Rutgers (8).....	L.....	65-81
F 4	*at Rhode Island.....	W.....	72-61
F 6	*at UMass.....	L.....	69-70
F 13	*G. Washington.....	W.....	66-56
F 15	at Delaware.....	W.....	81-70
F 18	*Penn State.....	W.....	75-70
F 20	*St. Bonaventure.....	W.....	77-55
F 23	^at Penn.....	W.....	80-69
F 25	*at Duquesne.....	W.....	67-56
F 27	*West Virginia.....	L.....	67-77
M 3	*^St. Joseph's.....	L.....	61-66
M 9	G. Washington**.....	W.....	75-66
M 11	St. Joseph's**.....	L.....	61-75

## 1988-89 (22-10, 14-4 A-10)

### NCAA Second Round

N 26	at Rider.....	W.....	91-47
N 29	^Villanova.....	W.....	66-46
D 3	NC State %.....	L.....	66-78
D 4	Butler %.....	W.....	82-53
D 7	at Maryland (5).....	L.....	61-73
D 10	^La Salle.....	L.....	71-73
J 3	*Rutgers (12).....	W.....	67-60
J 5	*at Rhode Island.....	W.....	75-45
J 7	*at UMass.....	W.....	84-70
J 12	*at GWU.....	W.....	74-65
J 14	at St. John's.....	W.....	75-72
J 17	^Penn.....	W.....	80-53
J 21	*St. Bonaventure.....	W.....	81-65
J 26	*Penn State.....	W.....	79-74
J 28	*at Duquesne.....	W.....	70-58
J 30	*at West Virginia.....	W.....	72-54
F 4	*St. Joseph's.....	W.....	60-49

F 6	*at Rutgers.....	L.....	61-74
F 9	*UMass.....	W.....	67-46
F 11	*Rhode Island.....	W.....	82-65
F 13	*^at St. Joseph's.....	L.....	58-65
F 17	at JMU.....	L.....	58-61
F 19	*G. Washington.....	W.....	57-48
F 23	*at Penn State.....	L.....	63-73
F 25	*at St. Bona.....	W.....	82-58
M 2	*West Virginia.....	L.....	78-80
M 4	*Duquesne.....	W.....	54-48
M 8	G. Washington**.....	W.....	78-51
M 10	Rutgers** (20).....	W.....	81-68
M 11	West Virginia**.....	L.....	54-63
M 15	Holy Cross†.....	W.....	90-80
M 19	Auburn† (2).....	L.....	54-88

## 1989-90 (16-15, 11-7 A-10)

N 28	^at Villanova.....	L.....	55-56
D 2	^La Salle.....	L.....	65-68
D 4	Maryland (14).....	L.....	64-70
D 8	Miami %.....	L.....	73-79
D 9	Michigan State %.....	L.....	66-72
D 18	James Madison.....	W.....	72-62
D 21	at St. John's.....	L.....	59-73
D 29	Notre Dame.....	W.....	70-61
J 2	*St. Bonaventure.....	W.....	81-52
J 8	*at Penn State (21).....	L.....	79-86
J 11	*at West Virginia.....	L.....	78-79
J 13	*at Duquesne.....	W.....	79-53
J 20	*Rutgers.....	L.....	61-82
J 23	^at Penn.....	W.....	68-46
J 27	*at UMass.....	W.....	78-50
J 29	*at Rhode Island.....	W.....	76-60
J 31	*at St. Joseph's (21).....	L.....	62-77
F 3	*UMass.....	W.....	67-49
F 5	*Rhode Island.....	W.....	65-56
F 8	*Penn State.....	W.....	70-64
F 10	*at St. Bonaventure.....	W.....	89-76
F 13	*at Rutgers.....	L.....	58-74
F 15	*at G. Washington.....	W.....	69-62
F 17	*^St. Joseph's.....	L.....	63-65
F 20	*G. Washington.....	W.....	72-67
F 23	Georgia Tech %.....	W.....	87-79
F 24	S. Alabama %.....	L.....	65-74
F 25	Wake Forest %.....	W.....	68-64
F 28	*Duquesne.....	W.....	73-56
M 3	*West Virginia.....	L.....	70-72
M 5	West Virginia**.....	L.....	76-85



CHARLENE CURTIS
1990-95 • 41-97 OVERALL

1990-91 (13-15, 10-8 A-10)

Table listing basketball games for Charlene Curtis from 1990-91 season, including opponent, score, and game number.

1991-92 (11-17, 8-8 A-10)

Table listing basketball games for Charlene Curtis from 1991-92 season, including opponent, score, and game number.

1992-93 (8-19, 3-11 A-10)

Table listing basketball games for Charlene Curtis from 1992-93 season, including opponent, score, and game number.

Table listing basketball games for Charlene Curtis from 1993-94 season, including opponent, score, and game number.

1993-94 (7-21, 2-14 A-10)

Table listing basketball games for Charlene Curtis from 1993-94 season, including opponent, score, and game number.

1994-95 (2-25, 0-16 A-10)

Table listing basketball games for Charlene Curtis from 1994-95 season, including opponent, score, and game number.

KRISTEN FOLEY
1995-00 • 45-93 OVERALL

1995-96 (7-21, 3-13 A-10)

Table listing basketball games for Kristen Foley from 1995-96 season, including opponent, score, and game number.

1996-97 (10-18, 4-12 A-10)

Table listing basketball games for Kristen Foley from 1996-97 season, including opponent, score, and game number.

All home games at the Liacouras Center, unless otherwise noted.

1997-98 (10-17, 3-13 A-10)

Table listing basketball games for Kristen Foley from 1997-98 season, including opponent, score, and game number.





The 2005-06 Atlantic 10 Champion Owls

D 1	Morgan State	W	72-42	J 27	*at St. Joseph's	L	64-65
D 4	at Florida	L	59-78	J 29	*UMass	W	85-50
D 8	^Penn	W	63-46	F 3	*Richmond	W	65-46
D 13	Rutgers (20)	W	71-60	F 5	*Duquesne	W	79-44
D 21	^at Villanova	W	64-57	F 10	*at Saint Louis	W	62-43
D 30	Md.-East. Shore	W	77-53	F 12	*at Richmond	L	54-56
J 2	Hampton	W	73-64	F 17	*^St. Joseph's	W	59-53
J 4	*UMass	W	59-43	F 19	*at Dayton	W	70-36
J 7	*at Rhode Island	W	72-51	F 24	*GWU (OT)	L	50-55
J 9	*at Fordham	W	67-51	F 26	*at Rhode Island	W	91-79
J 13	*St. Bonaventure	W	85-53	M 4	vs. Dayton**	W	70-55
J 17	*^at La Salle	W	57-47	M 5	vs. Duquesne**	W	76-63
J 20	*Fordham	W	69-43	M 6	vs. GWU**	W	59-54
J 23	*at Richmond (25)	W	82-62	M 19	vs. Hartford †	L	58-64
J 27	*G. Washington	W	72-64				
J 30	*Xavier	W	64-62				
F 6	*at Duquesne	W	75-53				
F 10	*St. Joseph's	W	68-49				
F 13	*Rhode Island	W	70-56				
F 17	*at St. Bona	W	63-53				
F 20	*Dayton	W	69-58				
F 24	*at UMass	W	66-63				
F 27	*^at St. Joseph's	W	69-46				
M 5	vs. St. Joseph's**	W	61-51				
M 6	vs. Xavier**	W	64-61				
M 7	vs. GWU**	W	70-62				
M 20	vs. La. Tech †	W	66-61				
M 22	vs. Rutgers † (9)	L	54-61				

**2006-07 (25-8, 13-1 A-10)**

NCAA Second Round  
Philadelphia Big 5 Champs

N 17	at Drexel	W	61-50
N 20	Georgia Tech	W	76-62
N 24	at Bowling Green	L	67-86
N 26	at Toledo	W	61-51
N 29	at Virginia	L	65-71
D 2	at NC State	L	57-59
D 6	Stony Brook	W	72-58
D 10	Maryland (1)	L	66-77
D 17	Miami (OH)	W	88-70
D 19	Western Mich.	W	78-35
D 22	^at Villanova	W	68-66
D 29	^at Penn	W	68-49
J 2	at Florida (OT)	W	85-80
J 5	Brown	W	71-37
J 9	*St. Joseph's	W	59-53
J 12	*at St. Bona	W	73-55
J 14	*at Fordham	W	62-34
J 18	*at UMass	W	63-59
J 20	*Rhode Island	W	66-54
J 24	Rutgers	L	48-62
J 28	*^at St. Joe's (OT)	W	78-71
F 2	*Xavier (MH)	W	59-58
F 4	*Dayton	W	68-50
F 9	*Richmond	W	64-52
F 12	*^La Salle	W	68-55
F 15	*Saint Louis	W	74-64
F 18	*at Charlotte	W	72-55
F 23	*at Duquesne	W	72-43
F 25	*at GWU (9)	L	53-56
M 3	vs. St. Bona.**	W	84-60
M 4	vs. Xavier**	L	53-54
M 18	vs. Nebraska †	W	64-61
M 20	vs. Duke † (1)	L	52-62

**2005-06 (24-8, 12-4 A-10)**

Atlantic 10 Champions  
Philadelphia Big 5 Champions  
NCAA Tournament

N 11	vs. Michigan %	W	65-48
N 12	at Oregon %	W	51-46
N 19	Drexel	W	66-54
N 22	^at Penn	W	72-53
N 27	at Hampton	W	81-38
N 29	at UMES	W	60-53
D 3	Florida	L	55-58
D 7	at Stony Brook	L	56-58
D 19	Georgia (17) (OT)	W	69-66
D 22	^Villanova	W	52-43
D 28	Tennessee (1)	L	50-75
J 6	*Charlotte	W	77-69
J 8	*^at La Salle (OT)	W	66-64
J 11	*at GWU	L	41-58
J 13	*Fordham	W	61-47
J 15	*St. Bonaventure	W	74-65
J 19	at Rutgers (9)	W	48-47
J 22	*at Xavier	W	67-62

**2007-08 (21-13, 12-2 A-10)**

A-10 Regular-Season Co-Champs  
Philadelphia Big 5 Champions  
NCAA Tournament

N 12	Central Michigan	W	83-45
N 16	at Georgia (8)	L	51-57
N 18	at Georgia Tech	L	49-59
N 23	vs. Duke (9) %	L	53-64
N 24	vs. Purdue (22) %	W	61-47
N 25	vs. Stanford (4) %	L	54-63
N 28	vs. Ball State	W	72-48
D 1	NC State	L	52-57
D 5	Kent State	W	74-34
D 9	at Maryland (3)	L	46-64
D 16	at W. Michigan	W	72-68
D 21	^Villanova	W	54-46
D 27	^Penn	W	65-40
D 30	at Rutgers (6)	L	34-70
J 2	at Miami (Ohio)	L	53-70
J 5	Florida	L	54-68
J 12	*at Dayton	L	49-62
J 15	*St. Bonaventure	W	73-62
J 19	*GWU (13)	W	68-66
J 23	*at Richmond	W	47-40
J 27	*at Rhode Island	W	48-34
J 30	*^St. Joseph's	W	70-67
F 2	*^at La Salle	W	60-55
F 6	*Charlotte	W	66-53
F 9	*at Xavier	L	55-64
F 17	*Duquesne	W	74-66
F 20	*at St. Joseph's	W	63-60
F 23	*Fordham	W	65-46
F 27	*at Saint Louis	W	77-66
M 1	*UMass	W	64-46
M 8	vs. Richmond**	W	70-62
M 9	vs. Dayton**	W	56-51
M 10	vs. Xavier**	L	42-47
M 23	vs. Arizona St. †	L	54-61

**TONYA CARDOZA**  
2008-2022 •  
251-188 OVERALL

**2008-09 (21-10, 11-3 A-10)**

Philadelphia Big 5 Co-Champions  
NCAA Tournament

N 14	Bowling Green	W	70-55
N 17	at Auburn (20)	L	76-95
N 23	at Illinois	W	66-47
N 29	Hampton	W	79-50
D 1	Rutgers (15)	L	60-64
D 3	Dartmouth	W	65-29
D 7	Florida State	L	67-86
D 10	Toledo	W	73-46
D 20	^at Villanova	L	56-65
D 22	at Ball State	W	78-73
D 28	at Tulane (OT)	W	75-71
J 2	^at Penn	W	81-70
J 5	at Duke (5)	L	52-87
J 11	*^at St. Joseph's	W	58-53
J 14	*URI	W	95-48
J 18	*at Duquesne	L	57-68
J 21	*^La Salle	W	62-55
J 24	*at St. Bona	L	52-55
J 28	at Central Mich.	W	80-58
J 31	*Dayton	W	62-52
F 4	*at Fordham	W	59-43
F 8	*Saint Louis	W	76-56
F 11	*at UMass	L	60-71
F 15	*St. Joseph's	W	60-48
F 18	*at Charlotte	W	77-73
F 21	*Richmond	W	65-52
F 25	*Xavier (13)	W	74-65
M 1	*at GWU	W	59-49
M 7	vs. St. Bona.**	W	67-63
M 8	vs. Charlotte**	L	50-73

## TEMPLE COACHING HISTORY

COACH	SEASONS	W	L	T	PCT.
BLANCHE V. BROWN	1923-26, 37-40	32	15	0	.681
VOILA ZUTIG	1926-27	2	3	0	.400
PATRICIA COLLINS MORRIS	1940-44, 47-49, 51-52	47	11	0	.810
VERA EGNER	1944-46	17	1	0	.944
GRACE SCHULER MCGOEY	1946-47	7	1	0	.875
MARION EARL	1949-51	11	4	1	.719
ANNE MCCONAGHIE VOLP	1952-54	13	2	0	.867
VIRGINIA MIDDLETON	1954-57	18	6	1	.740
DOROTHY MILLER	1957-59	9	6	1	.594
ANNETTE SMITH	1959-60	1	7	0	.125
JEAN HAMILTON	1960-62	9	10	0	.474
NANCY RUPP	1963-65	6	13	0	.316
CAROL UNDERWOOD	1965-66	2	8	0	.200
VERONICA MAUREK	1974-78	21	48	0	.304
ANDY MCGOVERN	1978-80	22	21	0	.512
LINDA MACDONALD	1980-90	166	131	0	.559
CHARLENE CURTIS	1990-95	41	97	0	.297
KRISTEN FOLEY	1995-00	45	93	0	.326
DAWN STALEY	2000-08	172	80	0	.683
TONYA CARDOZA	2008-2022	251	188	0	.572
<b>TOTALS</b>	<b>1923-2022</b>	<b>892</b>	<b>745</b>	<b>3</b>	<b>.546</b>

M 22 vs. Florida † (22) ..... L..... 57-70

### 2009-10 (25-9, 11-3 A-10)

#### NCAA Second Round

N 13	Illinois (OT) (MH).....	W..... 82-78
N 17	Auburn (MH).....	W..... 66-52
N 19	at Dartmouth.....	W..... 64-38
N 21	at Buffalo.....	W..... 65-55
N 24	Eastern Michigan.....	W..... 64-46
N 28	at Hartford.....	L..... 54-65
D 2	at Rutgers.....	W..... 62-51
D 8	at Hampton.....	W..... 54-51
D 10	Ohio (MH).....	W..... 65-43
D 12	at Kent State.....	W..... 68-63
D 20	^Villanova.....	L..... 32-44
D 28	at Akron.....	W..... 55-43
D 31	Duke (8) (MH).....	L..... 62-70
J 3	at Florida St. (12).....	L..... 64-77
J 10	*at Xavier (16).....	L..... 69-82
J 13	*Fordham (MH).....	W..... 67-34
J 16	*^St. Joe's (OT).....	W..... 58-55
J 19	*at Rhode Island.....	W..... 67-52
J 23	^Penn (MH).....	W..... 55-31
J 27	*at Saint Louis.....	W..... 63-48
J 30	*St. Bonaventure.....	L..... 54-64
F 2	*at St. Joseph's.....	W..... 58-56
F 6	*^at La Salle.....	W..... 55-34
F 10	*UMass (MH).....	W..... 66-54
F 13	*Charlotte.....	W..... 79-68
F 17	*Duquesne.....	W..... 52-41
F 20	*at Dayton.....	L..... 63-71
F 24	*at Richmond.....	W..... 77-67
F 27	*GWU.....	L..... 61-51
M 6	vs. Duquesne**.....	W..... 63-54
M 7	vs. Dayton (OT)**.....	W..... 67-64

M 8 vs. Xavier (5) (OT)\*\*..... W..... 55-57

M 21 vs. JMU †..... W..... 65-53

M 23 vs. UConn (1) †..... L..... 36-90

### 2010-11 (24-9, 13-1 A-10)

#### Philadelphia Big 5 Champions

#### NCAA Second Round

N 12	Ohio State (7).....	L..... 75-84
N 16	at Seton Hall.....	L..... 59-72
N 19	Buffalo (MH).....	W..... 74-64
N 23	No. Illinois (MH).....	W..... 79-56
N 26	at Pepperdine.....	L..... 69-73
N 28	at UCLA (13).....	L..... 61-71
D 1	Rutgers (MH).....	W..... 60-58
D 4	at Auburn.....	W..... 62-61
D 6	at Ohio.....	W..... 75-48
D 10	Hartford (MH).....	W..... 63-45
D 19	^at Villanova.....	W..... 55-43
D 21	at Eastern Mich.....	L..... 56-65
D 30	at Duke (3).....	L..... 64-71
J 2	Akron (MH).....	W..... 81-60
J 7	*at Charlotte.....	W..... 60-57
J 12	*Rhode Island.....	W..... 81-34
J 15	*at Fordham.....	W..... 71-28
J 19	*St. Joseph's.....	W..... 53-43
J 22	^at Penn.....	W..... 62-55
J 26	*at UMass.....	W..... 76-48
J 29	*Richmond (MH).....	W..... 84-56
F 2	*Saint Louis.....	W..... 82-48
F 5	*at Duquesne.....	W..... 61-52
F 9	*at St. Bona.....	W..... 54-38
F 12	*^La Salle (MH).....	W..... 72-63
F 16	*at GWU.....	W..... 89-36
F 19	*Dayton.....	W..... 76-52
F 23	*^at St. Joseph's.....	W..... 52-49

F 27	*Xavier (6).....	L..... 66-73
M 5	vs. St. Bona. **.....	W..... 75-56
M 6	vs. Dayton **.....	L..... 67-75
M 19	vs. Arizona St. †.....	W..... 63-45
M 21	vs. UND (9) †.....	L..... 64-77

### 2011-12 (23-10, 13-1 A-10)

#### A-10 Regular-Season Champs

#### WNIT Sweet 16

N 11	Miami (OH) (MH).....	W..... 70-36
N 15	at Northeastern.....	W..... 72-58
N 18	at Ohio State (24).....	L..... 66-70
N 20	at Northern Ill.....	L..... 52-58
N 25	vs. Texas A&M % (5).....	L..... 59-71
N 26	vs. St. John's %.....	L..... 53-59
N 30	at Rutgers (11).....	L..... 50-71
D 3	Auburn.....	W..... 73-57
D 6	Kent State.....	W..... 68-33
D 20	UCLA (MH).....	W..... 59-53
D 22	^Villanova (MH).....	L..... 47-56
D 30	Duke (8) (MH).....	L..... 54-65
J 2	at Western Mich.....	W..... 64-52
J 7	*at Richmond.....	W..... 56-55
J 11	*St. Bonaventure.....	L..... 65-74
J 15	*at Dayton.....	W..... 61-57
J 18	*Duquesne.....	W..... 67-64
J 21	^Penn (MH).....	W..... 72-47
J 24	*at Xavier.....	W..... 64-38
J 29	*Charlotte.....	W..... 65-55
F 1	*at St. Joseph's.....	W..... 80-70
F 4	*Fordham (MH).....	W..... 69-51
F 8	*at Saint Louis.....	W..... 66-50
F 11	*UMass.....	W..... 77-50
F 15	*G. Washington.....	W..... 75-54
F 19	*at Rhode Island.....	W..... 84-41
F 22	*^St. Joe's (MH).....	W..... 75-65
F 25	*^at La Salle.....	W..... 71-44
M 3	vs. Duquesne **.....	W..... 64-55
M 4	vs. Dayton **.....	L..... 63-66
M 15	Quinnipiac# (MH).....	W..... 75-60
M 17	Harvard# (MH).....	W..... 64-59
M 22	Syracuse# (MH).....	L..... 68-82

### 2012-13 (14-18, 5-9 A-10)

N 9	Montana (MH).....	W..... 55-41
N 11	at Nebraska.....	L..... 39-64
N 14	Seton Hall.....	W..... 54-38
N 17	Northeastern.....	W..... 63-59
N 21	Rutgers (MH).....	L..... 50-66
N 28	at Bowling Green.....	W..... 70-56
D 2	Syracuse (MH).....	W..... 74-67
D 6	at Kent State.....	L..... 62-71
D 16	at Auburn.....	L..... 49-71
D 21	^at Villanova.....	L..... 44-55
D 29	at Michigan State.....	L..... 47-57
J 2	at Georgetown.....	L..... 58-66
J 4	at Howard.....	L..... 58-61
J 7	Western Mich.....	W..... 68-41
J 13	*at St. Bona.....	W..... 67-59
J 16	*VCU.....	L..... 51-53
J 20	*at Duquesne.....	L..... 45-65
J 23	^at Penn.....	W..... 59-51
J 27	*^La Salle (MH).....	L..... 55-71
J 31	*Richmond (MH).....	W..... 61-48
F 3	*at Mass.....	W..... 66-54
F 6	*at Charlotte.....	L..... 43-66
F 10	*Saint Louis.....	W..... 54-50
F 13	*Rhode Island.....	W..... 56-45
F 17	*^at St. Joe's (OT).....	L..... 41-49
F 20	*Xavier (MH).....	L..... 53-54
F 24	*at Dayton (14).....	L..... 47-67
F 27	*at Butler.....	L..... 55-59
M 3	*Fordham (MH).....	L..... 44-58
M 8	Xavier **.....	W..... 52-45
M 9	Charlotte **.....	W..... 48-47
M 10	Fordham **.....	L..... 55-66



The Owls earned a bid to the 2017 NCAA Tournament, opening play at Duke's Cameron Indoor.

**2013-14 (14-16, 8-10 AAC)**

N 8	^at La Salle	W	60-47
N 12	at Delaware	W	70-58
N 16	Auburn (MH)	W	78-74
N 26	Mich. St. (21) (MH)	L	70-74
N 30	Oakland (MH)	W	81-57
D 4	^St. Joe's (MH)	L	53-73
D 14	at Montana	W	61-52
D 16	at Syracuse (23)	L	76-82
D 19	Howard (MH)	W	83-58
D 22	^Villanova (MH)	L	58-59
D 29	*at Memphis	W	63-56
J 1	*Louisville (7) (MH)	L	68-77
J 4	*UCF (MH)	W	75-54
J 7	*at USF	L	51-64
J 11	*at UConn (1)	L	36-80
J 14	*SMU	W	80-66
J 18	*at Cincinnati	W	58-47
J 22	^Penn (MH)	L	70-74
J 25	*Rutgers (MH)	L	68-74
J 28	*UConn (1) (MH)	L	56-93
F 1	*at SMU	L	75-85
F 4	*at Houston	W	79-46
F 9	*Memphis	W	64-51
F 12	*at Louisville (4)	L	50-60
F 15	*Cincinnati	L	53-55
F 22	*USF	L	69-72
F 26	*at Rutgers (24)	L	58-67
M 1	*at UCF	W	64-54
M 3	*Houston (MH)	W	66-54
M 8	vs. USF \$	L	44-72

**2014-15 (20-17, 12-6 AAC)**

<b>WNIT Final Four</b>			
N 14	^La Salle (LC)	W	75-72
N 18	^at St. Joe's (OT)	L	74-78
N 21	vs Georgetown	W	81-58
N 22	at Kansas	L	56-76
N 23	vs Alabama	L	51-58
N 30	vs Harvard	W	81-69
D 3	Delaware (LC)	L	69-58
D 7	Fordham (MH)	L	64-71
D 10	Rutgers (MH)	L	55-88
D 14	Florida St. (MH)	L	62-66
D 18	at Howard	W	78-48
D 22	^at Villanova	L	59-64
D 28	*at Memphis	W	58-57
D 30	*SMU (MH)	W	77-64

J 3	*Cincinnati	W	81-64
J 5	^at Penn	L	52-50
J 11	*USF (MH)	L	58-70
J 14	*at UConn	L	58-92
J 17	*UCF (MH)	W	72-57
J 20	*Cincinnati (MH)	W	83-50
J 27	*at UCF	W	71-54
F 1	*UConn (MH)	L	49-83
F 4	*Memphis (LC)	W	84-61
F 7	*at Tulane	L	64-77
F 10	*at Tulsa	L	67-75
F 14	*Houston (LC)	W	72-60
F 17	*Tulane (MH)	W	69-58
F 22	*at USF	L	53-79
F 25	*at SMU	W	55-39
F 28	*ECU (MH)	W	79-69
M 2	*at Houston	W	56-45
M 6	\$vs. East Carolina	L	71-77
M 19	#at Marist	W	67-54
M 22	#at Penn.	W	61-56
M 26	#NC St. (MH)(OT)	W	80-79
M 29	#at Midd. Tenn.	W	69-57
A 1	#at WVU (OT)	L	66-58

**2015-16 (23-12, 13-5 AAC)**

<b>WNIT Quarterfinals</b>			
N 13	Florida(LC)	W	97-91
N 18	at La Salle+	W	77-48
N 22	at Rutgers	L	61-51
N 24	at Quinnipiac	L	58-56
N 29	Saint Joseph's+	L	70-67
D 2	Villanova+	W	61-55
D 6	at #13/14 FSU	L	75-47
D 9	Sacred Heart	W	92-62
D 12	at Fordham	W	57-44
D 19	Delaware State	W	100-59
D 30	Memphis*	W	82-58
J 2	at Houston*	W	75-66
J 5	at SMU*	L	69-67
J 8	Tulsa*	W	66-46
J 10	Cincinnati*	W	74-51
J 13	at UCF*	W	71-63
J 16	at #1/1 UConn*	L	104-49
J 21	Penn+	L	60-54
J 26	at Tulane*	W	72-54
J 30	at East Carolina*	W	83-63
F 3	SMU*(LC)	W	55-34
F 6	#19/17 USF*(LC)	W	68-66

F 9	at Cincinnati*	W	74-49
F 12	Houston*	W	78-48
F 14	UConn*	L	85-60
F 18	at Memphis*(5OT)L		100-97
F 23	Tulane*	W	72-67
F 27	at USF*	L	76-62
F 29	UCF*	W	78-64
M 5	vs. Tulsa	W	78-52
M 6	vs. USF	L	64-42
M 18	at Drexel	W	74-66
M 20	at Quinnipiac	W	64-62
M 24	Ohio	W	75-61
M 28	at Michigan	L	76-77

**2016-17 (24-8, 13-3 AAC)**

**Philadelphia Big 5 Champions**

**NCAA Tournament**

N 11	Saint Joseph's+	W	86-70
N 14	La Salle+	W	86-70
N 19	#19/23 Florida	L	76-83
N 27	Quinnipiac	W	71-68
D 1	Harvard	L	62-73
D 4	Vermont	W	53-39
D 7	Hampton	L	65-71
D 10	Villanova+	W	83-48
D 15	#17/16 DePaul	W	84-74
D 17	Rutgers	W	48-37
D 22	Fairfield	W	73-59
J 1	Memphis* (OT)	W	73-67
J 4	Kennesaw State	W	79-38
J 8	Tulane*	W	86-71
J 11	East Carolina*	W	78-47
J 14	Tulsa*	W	58-49
J 18	Houston*	W	69-57
J 21	Memphis*	W	66-51
J 25	Penn+	W	63-53
J 29	#21/22 USF*	L	55-51
F 1	#1 UConn*	L	97-69
F 5	Tulane*	W	76-50
F 8	Tulsa*#	W	70-43
F 11	East Carolina*	W	76-43
F 15	SMU*	W	66-52
F 19	#22 USF*	W	77-71
F 22	#1 UConn*	L	90-45
F 25	Cincinnati*	W	88-64
F 27	UCF*	W	66-60
M 4	#10 Houston	W	67-58
M 5	#3 USF	L	58-63
M 18	#10 Oregon +	L	70-71

**2017-18 (12-19, 3-13 AAC)**

N 10	Delaware State	W	96-72
N 13	Rutgers	L	84-66
N 16	Wagner	W	70-36
N 19	at Iona	W	59-54
N 22	at La Salle+	W	69-52
N 25	Ole Miss	L	64-48
N 29	Saint Joseph's+	W	69-66
D 2	Harvard	W	84-68
D 7	Hampton	W	65-56
D 10	#20/22 Villanova+	L	69-65
D 16	Marist	W	83-77
D 21	#4/5 S. Carolina	L	87-60
D 30	at UCF*	L	76-46
J 7	SMU*	W	55-52
J 10	#25 USF*	L	89-73
J 13	at Cincinnati*	L	80-72
J 16	Houston*	W	99-75
J 21	UConn*	L	113-57
J 24	Penn+	L	74-59
J 28	at #23 USF*	L	76-60
J 31	at SMU*	L	60-56
F 3	Tulsa*	W	76-75
F 7	at Tulane*	L	69-65
F 10	UCF*	L	64-57
F 14	at Wichita State*	L	88-81



Mia Davis scores a basket against Wichita State during the 2021-22 season to become the program's all-time leading scorer.

F 18	at #1 UConn*	L.....	106-45
F 21	Cincinnati*	L.....	70-52
F 24	at ECU*	W.....	65-64
F 26	Memphis* (OT)	L.....	83-78
M 3	vs. Wichita St.	W.....	72-59
M 4	vs. UCF	L.....	77-70

**2018-19 (11-19, 7-9 AAC)**

N 6	Delaware State	W.....	75-61
N 9	at Saint Joe's +	W.....	58-52
N 14	at Ole Miss	L.....	62-55
N 18	at Marist	L.....	74-68
N 23	vs. Radford!	L.....	56-50
N 25	at #24/22 Miami!	L.....	73-61
D 3	at #16/14 DePaul	L.....	102-88
D 6	Iona	W.....	59-39
D 9	at Villanova +	L.....	76-68
D 21	at #25 SCarolina	L.....	88-60
D 30	La Salle +	W.....	75-47
J 2	at Duquesne	L.....	54-53
J 5	USF *	L.....	63-53
J 8	Tulane *	L.....	66-57
J 12	at Houston *	L.....	78-65
J 16	at Cincinnati *	L.....	72-52
J 20	#2 UConn *	L.....	88-67
J 23	at Penn +	L.....	71-62
J 26	ECU *	W.....	84-62
J 29	at Tulsa *	W.....	75-61
F 2	at Wichita St.*	W.....	65-40
F 5	Houston (LC)*	W.....	76-65
F 9	at #5 UConn *	L.....	109-74
F 17	Cincinnati *	W.....	78-70
F 20	at SMU *	L.....	53-52
F 23	at UCF *	L.....	62-54
F 27	Tulsa *	L.....	64-61
M 2	Wichita State *	W.....	68-52
M 4	at Memphis *	W.....	84-53
M 8	vs. Memphis\$	L.....	59-58

**2019-20 (16-15, 7-9 AAC)**

Philadelphia Big 5 Co-Champions

N 5	Fairfield	W.....	77-59
N 8	Duquesne	W.....	85-72
N 11	at St. Joseph's +	L.....	67-63
N 14	Xavier (LC)	W.....	78-65
N 17	#4 UConn (LC) *	L.....	83-54
N 20	at Bucknell	W.....	72-61
N 28	North Carolina!	L.....	71-58

N 29	Creighton!	L.....	69-59
D 4	at Towson	W.....	74-59
D 7	#6 S. Carolina	L.....	78-71
D 10	Villanova +	W.....	74-69
D 22	Fla. Gulf Coast	L.....	93-67
D 30	at La Salle +	W.....	72-69
J 4	at Tulsa * (OT)	W.....	74-65
J 8	at Houston *	W.....	61-58
J 11	SMU *	W.....	85-62
J 16	USF *	W.....	69-66
J 19	at Wichita St. *	L.....	72-70
J 23	Penn +	W.....	76-72
J 26	at Cincinnati *	L.....	86-81
J 29	UCF *	W.....	67-65
F 5	Wichita State *	L.....	85-75
F 9	at USF *	L.....	99-51
F 15	Houston *	W.....	76-75
F 19	Memphis *	W.....	78-64
F 22	at ECU *	L.....	56-50
F 26	at UCF *	L.....	67-64
F 29	Tulsa *	L.....	68-64
M 2	at Tulane *	L.....	53-50
M 6	ECU \$	W.....	67-57
M 7	UConn \$	L.....	94-61

**2020-21 (11-11, 11-7 AAC)**

D 4	Villanova+	L.....	90-72
D 6	at Fla. Gulf Coast	L.....	78-69
D 17	at #5 S. Carolina	L.....	103-41
D 20	SMU*	W.....	73-57
D 23	Tulsa*	W.....	69-52
J 6	at ECU*	W.....	66-57
J 9	UCF*	W.....	61-58
J 13	Cincinnati*	L.....	71-65
J 20	at Houston*	L.....	80-46
J 23	Wichita State*	W.....	65-55
J 30	at Tulane*	L.....	80-44
J 31	at Tulane*	L.....	71-69
F 3	at Cincinnati*	W.....	69-53
F 6	at Wichita State*	W.....	65-57
F 10	Houston*	L.....	89-52
F 13	ECU*	W.....	58-57
F 17	at Tulsa*	W.....	68-46
F 24	#13 USF*	L.....	56-47
F 27	at UCF*	L.....	61-37
M 2	Memphis*	W.....	89-66
M 4	Memphis*	W.....	66-52
M 9	Tulane\$	L.....	83-73

**2021-22 (13-15, 8-8 AAC)**

N 9	St. Francis (PA)	W.....	73-53
N 12	at Fla. Gulf Coast	L.....	70-53
N 17	St. John's	L.....	76-67
N 20	Bucknell	W.....	59-46
N 23	Princeton	L.....	59-41
N 27	at Villanova+	W.....	68-62
N 30	at Georgetown	W.....	49-47
D 5	at Duquesne	W.....	67-55
D 11	Saint Joseph's+	L.....	73-63
D 17	at Northwestern	L.....	68-58
D 22	Old Dominion (LC)	L.....	71-68
J 8	at Cincinnati*	W.....	75-68
J 15	Houston*	W.....	62-54
J 19	at ECU*	W.....	56-41
J 22	at USF* (OT)	L.....	75-67
J 26	Cincinnati*	W.....	68-64
J 29	at Memphis*	L.....	64-61
J 31	at UCF*	L.....	64-55
F 2	Wichita St. *	W.....	70-49
F 6	ECU*	W.....	60-59
F 9	USF*	L.....	49-40
F 12	at Tulsa*	W.....	73-58
F 19	UCF*	L.....	68-31
F 23	at Houston*	L.....	80-60
F 26	Tulane*	L.....	71-56
F 28	at SMU* (OT)	L.....	65-61
M 2	at SMU*	W.....	56-48
M 8	at SMU\$	L.....	63-55

**DIANE RICHARDSON  
2022-PRESENT  
11-18 OVERALL**

N 7	at #24 Princeton	L.....	67-49
N 12	vs Georgetown	W.....	78-61
N 16	St. John's	L.....	66-54
N 20	#24 Villanova +	L.....	74-71
N 23	at Saint Joseph's +	L.....	75-66
N 27	at Bucknell	W.....	77-62
N 30	at Old Dominion	L.....	77-65
D 3	UMBC	W.....	68-53
D 5	La Salle+	L.....	73-63
D 11	at Penn+	L.....	62-61
D 16	Duquesne	W.....	66-60
D 21	Ole Miss	L.....	75-55
D 30	Memphis*	W.....	80-69
J 3	at USF*	L.....	77-55
J 7	at Cincinnati*	W.....	77-73
J 11	ECU*	L.....	72-51
J 17	Tulsa*	L.....	69-57
J 21	at Memphis*	L.....	64-53
J 25	Tulsa*	W.....	68-59
J 28	UCF*	W.....	63-56
F 1	Wichita State*	W.....	72-59
F 4	at Houston*	L.....	65-60
F 8	at ECU*	L.....	56-48
F 11	Cincinnati* (OT)	L.....	74-66
F 18	Houston*	L.....	56-48
F 21	at UCF*	L.....	57-53
F 25	at Wichita State*	L.....	79-67
M 1	SMU*	W.....	68-62
M 6	Wichita State\$	L.....	71-61



## ALL-TIME ROSTER

**- A -**

Chantel Adkins ..... 1992-94  
 Asonah Alexander ..... 2019-22  
 Regan Apo ..... 2000-02  
 Brenda Armstrong ..... 1987-88  
 Kelly Arthurs ..... 1997-99  
 Shannen Atkinson ..... 2016-2020  
 Tanaya Atkinson ..... 2014-18  
 Keishmy Ayuso ..... 2020-21

**- B -**

Tania Bailey ..... 1996-99  
 Dilly Baldwin ..... 1985-87  
 Pam Balogh ..... 1986-89  
 Dori Barton ..... 1984-87  
 Elizabeth Bartron ..... 1998-01  
 Rhonda Bates ..... 1987-90  
 Toni Belafonte ..... 2001-04  
 Satoria Bell ..... 2010-11  
 Marli Bennett ..... 2007-11  
 Khadijah Berger ..... 2014-18  
 Lynn Blaszczyk ..... 1980-83  
 Monasia Bolduc ..... 2015-17  
 Wendee Booher ..... 1988-91  
 Sheilah Borne ..... 1988  
 Candice Borrows ..... 2004-08  
 Khadija Bowens ..... 2002-03, 05-06  
 Danielle Brinkley ..... 2008-11  
 Rateska Brown ..... 2011-14  
 Gwen Browne ..... 2003-06  
 Julie Buckner ..... 1987-88  
 Alliya Butts ..... 2014-19

**- C -**

Chyanna Canada ..... 2015  
 Mimi Carroll ..... 1983-86  
 Jane Catanzaro ..... 1988  
 Nicole Chaszar ..... 1997-00  
 Athena Christoforakis ..... 2001-02  
 Nalisa Clark ..... 1989-92  
 Jasha Clinton ..... 2020-  
 Lady Comfort ..... 2004-08  
 Joelle Connelly ..... 2010-12  
 Stephanie Copeland ..... 1989-92  
 Shanea Cotton ..... 2007-09  
 Erica Covile ..... 2012-15  
 Erin Cowley ..... 1983-85  
 Chrissy Cruz ..... 2001-04  
**Kendall Currence ..... 2022-**

**- D -**

Mia Davis ..... 2017-22  
 Tamara Davis ..... 1993-96  
 May Dayan ..... 2012-13  
 Stacey Dean ..... 1985-86  
 Amy Dittenber ..... 1993-96  
 Stephanie Douglas ..... 2003-04  
 Melissa Dunne ..... 1999-02  
 Candice Dupree ..... 2002-06

**- E -**

LaKeisha Eaddy ..... 2006-10  
 Lissa Eagles ..... 1999-02  
**Tiarra East ..... 2021-**

**- F -**

Reese Fields ..... 2008-10  
 Feyonda Fitzgerald ..... 2013-17  
 Ciara Forde ..... 2019-20  
 Donnaizha Fountain ..... 2015-17  
 Carolyn Frame ..... 1980-83  
 LaQuana Fulmer ..... 1994-97

**- G -**

Alkanease Garrett ..... 1995-97  
**Tarriyonna Gary ..... 2022-**  
 Brittany Garner ..... 2022-23  
 Wendi Goods ..... 1994-97  
 Aniya Gourdine ..... 2021-23  
 Theresa Govens ..... 1983-86  
 Jennifer Gowan ..... 1979-82  
 Merida Grant ..... 1985-88  
 Jada Graves ..... 2020-21

**- H -**

Kamesha Hairston ..... 2003-07  
 Christena Hamilton ..... 2001-04  
 Claudrena Harold ..... 1995-97  
 Alesha Harris ..... 2006-09  
 Karen Healey ..... 1986-89  
 Stephanie Hicks ..... 2003-06  
 Roxanne Hildebrand ..... 1989-92  
 Jalynn Holmes ..... 2021-23  
 Dawn Hoover ..... 1980-83  
 Leah Horton ..... 2012-13

**- I -**

Dawn Ingram ..... 1996-99  
 Nikki Inzano ..... 1990-93  
 Natalia Isaac ..... 1999-02

**- J -**

Addie Jackson ..... 1983, 86-88  
 Dallese Jackson ..... 1989-92  
 Jacquilyn Jackson ..... 2012-13  
 Lisa Jakubowicz ..... 1999-02  
 Beth Johnson ..... 1986  
 Kia Johnson ..... 1983-86  
 Janelle Johnson ..... 2020-22  
 Ashley Jones ..... 2019-20  
 Brenda Jones ..... 1982-85  
 Lorenthea Jones ..... 2002-03  
 Mykia Jones ..... 2017-18  
 Nikki Jones ..... 1998-01  
 Renee Jones ..... 1992-95  
 Britney Jordan ..... 2003-04  
 Cynthia Jordan ..... 2001-05

**- K -**

Sally Kabengano ..... 2012-13  
 Donna Kennedy ..... 1979-83  
 Lindsay Kimmel ..... 2007-09  
 Megan Kissinger ..... 1987-89  
 Chris Kocher ..... 1983-84  
 Tania Koel ..... 1988-91

**- L -**

Shenita Landry ..... 2005-09  
 Kelly Lane ..... 1989-90  
 Audrey Lee ..... 1982-86  
 Brittany Lewis ..... 2010-12  
 Jennifer Linthicum ..... 1993-94  
 Devan Lucas ..... 1997-00

**- M -**

Victoria Macaulay ..... 2009-13  
 Fatima Maddox ..... 2005-07  
 Marissa Mackins ..... 2018-2020  
 Rachel Marcus ..... 2002-03, 04-05  
 Kim Martin ..... 1997-00  
 Safiya Martin ..... 2013-17  
 Aniya Matthews ..... 2020-21  
 Emani Mayo ..... 2017-22  
 Nicolette Mayo ..... 2017-21  
 Kristen McCarthy ..... 2008-12  
 Takora McIntyre ..... 2016-17  
 Monaye Merritt ..... 2011-14

Mercedes Miller ..... 2002-03  
 Ari Moore ..... 2001-05  
 Ashley Morris ..... 2004-08  
 Lori Morris ..... 1988-91

**- N -**

**Aleah Nelson ..... 2022-**  
 Ugo Nwaigwe ..... 2015-16  
 Lena Niang ..... 2016-2020

**- O -**

Meghan O'Brien ..... 1996-98  
 Jennifer Olexy ..... 1992-95  
 Desiree Oliver ..... 2017-19  
 Jennifer Owens ..... 2002-06

**- P -**

Tynecia Pam ..... 2002-04  
 Shey Peddy ..... 2010-12  
 Caranda Perea ..... 2021-23  
 Breanna Perry ..... 2017-19  
 Sonya Perry ..... 1990-93  
**Ines Piper ..... 2022-**  
 Amanda Piribauer ..... 2005  
 Nicole Pittman ..... 2004-08  
 Jen Plum ..... 1996-99  
 Lakia Preston ..... 2000

**- R -**

Kim Reardon ..... 1985-89  
 Deja Reynolds ..... 2015-2018  
 Jen Ricco ..... 1994-98  
 Dawnae Roberts ..... 2007-08  
 Taylor Robinson ..... 2013-16  
 Margarete Rougier ..... 1990-93  
 Meghan Roxas ..... 2012-14

**- S -**

Destiny Samuel ..... 2019-2020  
 Carol Schultz ..... 1982, 83  
 Ruth Sherrill ..... 2015-17  
 Shi-Heria Shipp ..... 2013-14  
 Stacey Smalls ..... 1999-03  
 Susan Smith ..... 1984-87  
**Denise Solis ..... 2022-**  
 Marilyn Stephens ..... 1980-84  
 Debbie Stevenson ..... 1982-85  
 Tajae Stevenson ..... 2017-18  
 Jasmine Stone ..... 2006-10  
 Andrea Stout ..... 1990-91  
 s

**- T -**

Shantay Taylor ..... 2016-22  
 Natasha Thames ..... 2009-14  
 Jiselle Thomas ..... 2021-22  
 Vonda Thomas ..... 1984-87  
 Mama Traore ..... 2014-15  
**Rayne Tucker ..... 2022-**  
 leesha Turnage ..... 1998-02

**- W -**

**Makayla Waleed ..... 2021-**  
 Janice Walker ..... 1984-85  
 Rayniah Walker ..... 2019-21  
 Qwedia Wallace ..... 2008-11  
 Kristie Watkins-Day ..... 2006-10  
 Rochelle Weaver ..... 1993-95  
 Jen Webster ..... 1997-98  
 Kendra Westmoreland ..... 1992-93  
 Mickey Wetzel ..... 1993-95  
 Kelly Wickes ..... 1988-91  
 BJ Williams ..... 2008-12  
 Jada Williams ..... 2021-22  
 Shememe Williams ..... 1995-97  
 Tyonna Williams ..... 2011-15



## ALL-TIME ROSTER

Viveca Williams.....1998-01  
Alexa Williamson ..... 2018-22  
Ayana Winston.....1993  
Nikki Works..... 2010-12  
Kyra Wood..... 2021-22



## OWLS IN THE WNBA



Temple women's basketball players have gone on to prosperous careers in the Women's National Basketball League.

•Candice Dupree '06 solidified her place in the Temple record books when she became the program's first WNBA Draft pick in April of 2006. Dupree, who was named the A-10 and Big 5 Player and Defensive Player of the Year for two straight years, was drafted sixth overall by the Chicago Sky.

•Kamesha Hairston '07, the A-10 Player of the Year, an Associated Press Honorable

Mention All-American and a WBCA/Kodak Regional All-American, became Temple's second consecutive WNBA First Round Draft Pick when she was selected 12th overall by the Connecticut Sun.

•Shey Peddy '12 was Temple women's basketball's third WNBA Draft pick when she was selected in the second round (23rd overall) by the Chicago Sky in the 2012 WNBA Draft. Peddy, a WBCA All-Region selection, was named both the A-10 Player of the Year and Defensive Player of the Year in 2012.

•Forward Candice Dupree is in her eighth season with the WNBA. She won her first WNBA title with the Phoenix Mercury in 2014, scoring 24 points in the Championship game, an 87-82 win over her former team, the Chicago Sky.

•Center Victoria Macaulay '13 was signed to the WNBA's Chicago Sky in 2015. A four-year member of the Owls, Macaulay was an Atlantic-10 Second Team and Atlantic-10 All-Defensive Team selection in her senior year, as well as a Philadelphia Big 5 First Team honoree.

•Former Temple head coach Dawn Staley, who retired from the WNBA in 2006, remains one of the league's most recognizable player. A five-time All-Star, she had a successful run for the Charlotte Sting (1999-2005) before being traded to the Houston Comets (2005-06).

•Staley was honored as a member of the WNBA's All-Decade Team. Starting in 2007, the WNBA began presenting the Dawn Staley Community Leadership Award to the player who best exemplifies the characteristics of a leader in the community where she works or lives.

•In 2006, Staley was voted an All-Star for the fifth time and became the first player to suit up for both the Eastern and Western Conference squads in league history.

### ALL-TIME WNBA DRAFT HISTORY WNBA BEGAN IN 1997

YEAR	RD.	PICK	OVERALL	NAME	TEMPLE YRS.	TEAM
2006	1	6	6	Candice Dupree	2002-06	Chicago Sky
2007	1	12	12	Kamesha Hairston	2003-07	Connecticut Sun
2012	2	11	23	Shey Peddy	2010-12	Chicago Sky
2017	2	8	20	Feyonda Fitzgerald	2014-17	Indiana Fever

## OWLS IN COACHING



Nikki Inzano



Melissa Dunne



Kim Martin

Temple has several former players coaching in the high school or collegiate ranks.

COACH	YEARS AT TEMPLE	CURRENT POSITION
Regan Apo	2000-02	Assistant Coach, Central Jersey Hawks
Nicole Chaszar	1997-00	Head Coach, Western New England University
Melissa Dunne	1999-02	Assistant Coach, George Washington
Wendi Goods	1994-97	Head Coach, Danville Community College
Christena Hamilton	2001-04	Assistant Coach, Winthrop University
Dawn Hoover	1980-83	Head Coach, University City HS Boys' Team
Nikki Inzano	1990-93	Head Coach, Princeton High School
Brenda Jones	1982-85	Head Coach, Venture Academy
Kim Martin	1997-00	Head Coach, Saint Joseph College

