

TEMPLE MEN'S BASKETBALL



GAME
10

TEMPLE (4-5, 3-5) vs. CINCINNATI (3-7, 1-4)
Thursday, February 4, 2021 | 7 PM
Philadelphia, Pa. | Liacouras Center



2020-21 SCHEDULE/RESULTS

Date	TV	Opponent	Time/Result
Nov. 28	ESPN	vs. Virginia Tech %	CANCELED
Dec. 3	FS1	at Villanova +	POSTPONED
Dec. 6	ESPN+	La Salle +	POSTPONED
Dec. 12	NBCSN	at Saint Joseph's +	POSTPONED
Dec. 19	ESPN+	NJIT	W, 72-60
Dec. 22	ESPN+	at #6/7 Houston *	L, 50-76
Dec. 30	ESPN+	SMU *	L, 71-79
Jan. 2	ESPNU	Memphis *	POSTPONED
Jan. 11	ESPN+	at SMU *	L, 68-79
Jan. 14	ESPN+	UCF *	12 PM
Jan. 16	ESPN+	at Tulane	W, 65-57
Jan. 20	ESPN2	Cincinnati *	POSTPONED
Jan. 23	CBS	#8/8 Houston	L, 51-68
Jan. 26	ESPN+	Tulsa *	W, 76-67
Jan. 27	ESPN+	at USF *	POSTPONED
Jan. 31	ESPN+	Tulane *	L, 64-81
Feb. 4	ESPN2	Cincinnati *	7 PM
Feb. 7	ESPNU	at Wichita State *	2 PM
Feb. 11	ESPN+	East Carolina *	12 PM
Feb. 13	ESPN+	at East Carolina *	12 PM
Feb. 16	ESPNU	at Tulsa *	7 PM
Feb. 21	ESPN+	at Memphis *	3 PM
Feb. 24	ESPNU	USF *	7 PM
Feb. 27	ESPNU	at UCF *	4 PM
March 6	ESPN2	Wichita State *	TBA

2021 American Athletic Conference Championship
March 11-14 TBA Fort Worth, Texas TBA

All times Eastern | Home games in **cherry**

* American Athletic Conference | + Philadelphia Big 5 | % Basketball Hall of Fame Tip-Off

TEMPLE

CINCINNATI

Overall	AAC	AAC	Overall
4-5	3-5	Record	1-4
3-3	2-3	Home	0-2
1-2	1-2	Away	1-2
0-0	0-0	Neutral	0-0
L1	L1	Streak	L1

Aaron McKie	Yr.	Current School	Yr.	Record
Record	2nd	Overall	7th	23-17
18-22	2nd	Overall	7th	123-83

Individual Leaders

Dunn	14.1	Points	15.0	Williams
Forrester	6.7	Rebounds	5.5	Eason
Williams	5.0	Assists	5.3	DeJulius
Perry	0.6	Blocks	1.2	Eason
Williams	1.2	Steals	1.4	Williams

AAC	Per Game	Team Stats	Per Game	AAC
11th	64.3	Offense	69.7	5th
8th	69.1	Defense	72.3	10th
10th	-4.8	Scoring Margin	-2.6	9th
7th	-0.8	Rebound Margin	2.4	4th
t5th	13.7	Assists	15.2	4th
11th	1.8	Blocks	3.3	6th
11th	3.9	Steals	6.1	8th
11th	-2.0	Turnover Margin	-1.5	9th
6th	1.0	A-T-O Ratio	1.0	8th
10th	39.1	FG %	43.1	4th
7th	41.9	FG % Defense	45.4	11th
6th	7.0	3-Pointers	6.0	11th
6th	32.0	3-Point %	28.2	11th
8th	67.0	FT %	67.2	7th

AT A GLANCE

DateFebruary 4, 2021
Time7 p.m. ET
SitePhiladelphia, Pa. (Liacouras Center)
TV:ESPN2
.....(PBP: Kevin Brown, color: Mark Adams)
Radio.....1210 AM WPHT
.....(PBP: Harry Donahue, color John Baum)
Live Stats..... temple.statbroadcast.com

TEMPLE PROBABLE STARTERS

P	#	Name	Ht.	Cl.	PPG	RPG
G	1	Damian Dunn	6-5	R-Fr.	14.1	4.4
F	4	J.P. Moorman II	6-7	Sr.	7.7	6.2
F	10	Jake Forrester	6-9	Jr.	10.0	6.7
F	22	De'Vondre Perry	6-7	Sr.	8.3	5.0
G	25	Jeremiah Williams	6-5	Fr.	7.6	3.4

CINCINNATI PROBABLE STARTERS

P	#	Name	Ht.	Cl.	PPG	RPG
G	00	David DeJulius	6-0	Jr.	8.6	4.8
G	2	Keith Williams	6-5	Sr.	15.0	4.2
F	13	Tari Eason	6-8	Fr.	7.6	5.5
G	23	Mica Adams-Woods	6-3	So.	7.9	1.9
G	24	Jeremiah Davenport	6-7	So.	10.1	4.3

HEADLINES

- > Temple concludes its first four-game homestand in 16 years with Cincinnati Thursday.
- > The Owls have lost two of the three games in this stretch, including Sunday against Tulane.
- > Temple players will be wearing "Coach" patches on their jerseys in honor of legendary coach John Chaney, who passed away on Jan. 29.
- > Damian Dunn continues to lead Temple and ranks 10th in the AAC in scoring (14.1 ppg). He also leads league (7th NCAA) in FTs made (6.0 pg).
- > Sophomore reserve Khalif Battle is second on the team in scoring (11.8 ppg) and third in rebounding (5.8 rpg).
- > Jake Forrester (10.0 ppg), who has scored in double figures in four straight games, tops TU in rebounding (6.7) and is third in the AAC in FG% (.596).
- > Senior De'Vondre Perry averages 8.3 ppg while freshman Jeremiah Williams (7.6 ppg) tops the Owls and is third in the AAC in assists (5.0 apg).
- > Senior J.P. Moorman II (7.7 ppg, 6.2 rpg) rounds out the starters while graduate reserve Brendan Barry (7.6 ppg) ranks second in the AAC in three-point percentage (20-42, .476).

COMMUNICATIONS

Larry Dougherty | Sr. Associate AD/Communications
larrydoc@temple.edu | (c) 215-651-1822 | (o) 215-204-2587
Jordan Manning | Strategic Communications Coordinator
jmanning12@temple.edu | (c) 678-628-5530 | (o) 215-204-3850

2020-21 TEMPLE NUMERICAL ROSTER

NO.	NAME	YR.	POS.	HT.	WT.	HOMETOWN	HIGH SCHOOL/PREVIOUS SCHOOL
0	Khalif Battle	So.	G	6-5	175	Edison, N.J.	Trenton Catholic/Butler
1	Damian Dunn	R-Fr.	G	6-5	195	Kinston, N.C.	Meadowcreek (Ga.)
2	Jahlil White	Fr.	G	6-7	205	Whitesboro, N.J.	Wildwood Catholic
3	Sage Tolbert III	Jr.	F	6-8	210	Richmond, Teas	Fort Bend Travis/Southeast Missouri State
4	J.P. Moorman II	Sr.	F	6-9	210	Greensboro, N.C.	Greensboro Day School
10	Jake Forrester	Jr.	F	6-9	225	Harrisburg, Pa.	Westtown/Indiana
11	Nick Jourdain	Fr.	F	6-8	205	Clifton, N.J.	Immaculate Conception/Covenant Coll. Prep
13	Tai Strickland	R-So.	G	6-2	180	Tampa, Fla.	St. Petersburg/Wisconsin
14	Arashma Parks	R-So.	F	6-9	230	Cleveland, Ohio	Phelps School (Pa.)
15	Brendan Barry	Gr.	G	6-2	180	Fair Haven, N.J.	Rumson-Fair/Dartmouth
21	Colin Daly	Sr.	G	6-4	185	Havertown, Pa.	Archbishop Carroll/West Chester
22	De'Vondre Perry	Sr.	F	6-7	220	Baltimore, Md.	Polytechnic Institute
23	Quincy Ademokoya	Fr.	G	6-6	185	Bloomington, Ill.	Norcross (Ga.)
24	Tim Waddington	R-Sr.	F	6-5	195	Warrington, Pa.	Central Bucks South
25	Jeremiah Williams	Fr.	G	6-5	185	Chicago, Ill.	Simeon

2020-21 TEMPLE ALPHABETICAL ROSTER

NO.	NAME	YR.	POS.	HT.	WT.	HOMETOWN	HIGH SCHOOL/PREVIOUS SCHOOL
23	Quincy Ademokoya	Fr.	G	6-6	185	Bloomington, Ill.	Norcross (Ga.)
15	Brendan Barry	Gr.	G	6-2	180	Fair Haven, N.J.	Rumson-Fair/Dartmouth
0	Khalif Battle	So.	G	6-5	175	Edison, N.J.	Trenton Catholic/Butler
21	Colin Daly	Sr.	G	6-4	185	Havertown, Pa.	Archbishop Carroll/West Chester
1	Damian Dunn	R-Fr.	G	6-5	195	Kinston, N.C.	Meadowcreek (Ga.)
10	Jake Forrester	Jr.	F	6-9	225	Harrisburg, Pa.	Westtown/Indiana
11	Nick Jourdain	Fr.	F	6-8	205	Clifton, N.J.	Immaculate Conception/Covenant Coll. Prep
4	J.P. Moorman II	Sr.	F	6-7	210	Greensboro, N.C.	Greensboro Day School
14	Arashma Parks	R-So.	F	6-9	230	Cleveland, Ohio	Phelps School (Pa.)
22	De'Vondre Perry	Sr.	F	6-7	220	Baltimore, Md.	Polytechnic Institute
13	Tai Strickland	R-So.	G	6-2	180	Tampa, Fla.	St. Petersburg/Wisconsin
3	Sage Tolbert III	Jr.	F	6-8	210	Richmond, Tex.	Fort Bend Travis/Southeast Missouri State
24	Tim Waddington	R-Sr.	F	6-5	195	Warrington, Pa.	Central Bucks South
2	Jahlil White	Fr.	G	6-7	205	Whitesboro, N.J.	Wildwood Catholic
25	Jeremiah Williams	Fr.	G	6-5	185	Chicago, Ill.	Simeon

COACHING STAFF

Head Coach: Aaron McKie (Temple '94/Second year) Overall/Temple Record: 17-20

Associate Head Coach: Monté Ross (Winston-Salem '92/Second year)

Assistant Coaches: Chris Clark (Temple '08/Fifth year), Jimmy Fenerty (Dickinson '13/Second year)

Assistant to the Head Coach: Mark Macon (Temple '91/Second year)

Director of Player Development: Jason Ivey (Temple '96/Second year)

Director of Basketball Operations: Raheem Mapp (Temple '09/Sixth year)

2020-21 TEMPLE ROSTER INFORMATION

BY STATE

Florida(1) Tai Strickland
Illinois(2) Quincy Ademokoya
Jeremiah Williams
Louisiana(1) Sage Tolbert III
Maryland(1) De'Vondre Perry
New Jersey(4) Khalif Battle
Nick Jourdain
Jahlil White
Brendan Barry
North Carolina(2) Damian Dunn
J.P. Moorman II
Ohio(1) Arashma Parks
Pennsylvania(3) Jake Forrester
Tim Waddington
Colin Daly

BY CLASS

Freshmen(5) Quincy Ademokoya
Damian Dunn
Nick Jourdain
Jahlil White
Jeremiah Williams
Sophomores(3) Khalif Battle
Arashma Parks
Tai Strickland
Juniors(2) Jake Forrester
Sage Tolbert III
Seniors(4) J.P. Moorman II
De'Vondre Perry
Tim Waddington
Colin Daly
Graduate(1) Brendan Barry

PRONUNCIATION GUIDE

Ademokoya adem-oh-KOY-ah
Khalif KAY-Liff
Jourdain Jore-DANE

NEWS AND NOTES

SCOUTING CINCINNATI

- > Cincinnati, which has had its last five games postponed due to COVID-19, has not played since Jan. 10. are 10th in the AAC standings, winning just one conference game this season.
- > Keith Williams (15.0 ppg) and Jeremiah Davenport (10.1 ppg) lead the rebuilding Bearcats in scoring.

SERIES HISTORY

- > Temple and Cincinnati are meeting for the 34th time with UC holding a 24-9 lead in the series.
- > The Bearcats have won seven straight, winning both games in last season's series.
- > The Owls had previously won three straight and swept the regular season series in 2015-16, winning 77-70 at #22/23 Cincinnati on Dec. 29, 2015 and coming out on top in double overtime, 67-65 at home on Jan. 16, 2016.
- > Before being members of The American, the last time the teams had met was on Dec. 9, 2006 at the Atlantic City Lenape Trail Classic at Boardwalk Hall. Cincinnati won that game, 80-71.
- > Temple won three contests in a row before 2006, each time upsetting Cincinnati as the Bearcats were ranked #11, 4 and 1.
- > On Feb. 20, 2000, the 15th-ranked Owls upset top-ranked Cincinnati 77-69 on the Bearcats' home court. It is one of only two wins by Temple over the #1 team in the nation.
- > Temple advanced to the Sweet Sixteen on March 14, 1999, after unranked TU topped #11 Cincinnati, 77-69 in the NCAA 2nd Round.

LAST MEETING: @ Cincinnati 64, Temple 63 (3/8/20)

- > Jaevin Cumberland, the reigning AAC Player of the Year, was a force all night. He had game highs of 20 points and seven assists to go along with his seven rebounds.
- > Quinton Rose matched Cumberland with a team-high 19 points while grabbing five rebounds and dishing two assists
- > Temple led for almost the entire contest on the strength of a stifling defense and timely offense. The Owls limited the Bearcats to 17 first half points on 24 percent shooting, including 10 percent (1-10) from three-point range.
- > Cincinnati flipped the script in the second half, shooting 50 percent overall and from long range (6-12) to wipe away a 14-point halftime deficit to eke out the victory on its Senior Night.

LAST GAME: Tulane 81, @ Temple 64 (1/31/21)

- > Playing just two days after the passing of legendary coach John Chaney, Temple fell to visiting Tulane, 81-64.
- > Junior Jake Forrester and redshirt freshman Damian Dunn each scored 15 points to lead the Owls, with Forrester adding nine rebounds.
- > Jaylen Forbes led five Tulane double-figure scorers with 23 points.
- > After trailing 35-27 at the half, Temple jumped out quickly to start the final 20 minutes, scoring the first nine points during a 14-4 run to take a 41-39 lead.
- > The lead would then change three times before an 11-3 run gave Tulane a 57-49 advantage with 8:55 remaining.
- > The Green Wave extended its lead to 60-51 on a three-point play by Kevin Cross, only to have the Owls answer with an ally-ooop dunk by J.P. Moorman II off a dish from Dunn. Then a Dunn pull-up jumper to cut the margin to five, 60-55.
- > Tulane then clamped down defensively, holding the Owls scoreless for over four minutes, taking its largest lead, 67-55, at the three-minute mark on a trey by Jordan Walker.
- > The Green Wave then sealed the win down the stretch at the line, making nine of 10 over the final 2:33.

PROGRAM INFORMATION

ALL-TIME

- First year: 1885 (123rd season)
- Record: 1,944-1,100 (5th winningest D-1 program)
- **NCAA Appearances (33):** 1944, 1956, 1958, 1964, 1967, 1970, 1972, 1979, 1984, 1985, 1986, 1987, 1988, 1990, 1991, 1992, 1993, 1994, 1995, 1996, 1997, 1998, 1999, 2000, 2001, 2008, 2009, 2010, 2011, 2012, 2013, 2016, 2019
- **Final Four (2):** 1956 & 1958
- **Elite Eight (7):** 1956, 1958, 1988, 1991, 1993, 1999, 2001
- **Sweet 16 (7):** 1956, 1958, 1988, 1991, 1993, 1999, 2001
- NCAA Record: 33-33
- NIT Appearances (18): 1938, 1957, 1960, 1961, 1962, 1966, 1968, 1969, 1978, 1981, 1982, 1989, 2002, 2003, 2004, 2005, 2006, 2015, 2018
- **NIT Championships (2):** 1938, 1969

TEMPLE UNIVERSITY

Location:Philadelphia, Pa.
 Founded:1884
 Enrollment:41,000 (approx.)
 President:Richard M. Englert
 Interim Director of Athletics:Fran Dunphy
 Nickname:Owls
 Colors:Cherry (201c) and White
 Home Court:Liacouras Center (10,000)

LAST FIVE VS. CINCINNATI

DATE	RESULT	LOCATION
3/7/20	L, 63-64	A
1/22/20	L, 82-89	H
1/27/19	L, 68-72	H
1/24/18	L, 42-75	A
1/4/18	L, 53-55	H

MATCHUP NOTES

OVERALL..... Cincinnati leads 24-9

First Meeting Cincinnati, 80-57 (12/9/57)
 Last Meeting Cincinnati, 64-63 (3/7/20)
 Home 4-8
 Away 3-10
 Neutral site 2-6
 Current Streak Cincinnati, Won 7
 Longest TEM Winning Streak W3
 Longest CIN Winning Streak W7
 Largest TEM Margin of Victory .. 16 (88-72) 12/16/93
 Largest CIN Margin of Victory 33 (75-42) 1/27/19

TEMPLE MEN'S BASKETBALL SOCIAL MEDIA



/TempleMensBasketball



@TUMBBHoops



/TUMBBHoops

#TUMBB
#ALLin

NCAA DIVISION I WINS

1,944 Victories

5th All-Time in Wins

- > Temple's 90-73 victory over ECU on Feb. 7, 2018 put the Owls in elite company as they joined Kentucky, Kansas, North Carolina and Duke with 1,900 wins. Temple Basketball owns a 122-year won-loss record of 1,942-1,097. The Owls history also includes:
- > 52 postseason tournament appearances (33 NAAs, 19 NITs)
- > Two Final Four appearances (1956 and 1958) under Harry "The Chief" Litwack.
- > Five regional finals in 22 years under John Chaney (1988, 1991, 1993, 1999 and 2001)
- > NIT championships in 1938 and 1969.
- > Two Naismith Basketball Association Hall of Fame Coaches in Litwack and Chaney.

Top 10 Division I Schools in Total Victories

Kentucky	2,323
Kansas	2,313
North Carolina	2,286
Duke.....	2,208
TEMPLE.....	1,942
Syracuse	1,932
UCLA.....	1,919
Notre Dame	1,906
St. John's	1,882
Indiana.....	1,865

*as of 2/1/21
Source: NCAA

NEWS AND NOTES

MOURNING A LEGEND

- > John Chaney, the Hall of Fame Temple coach who drove his student-athletes to excellence on the court while teaching them to succeed off it, died on Jan. 29 after a short illness. He had celebrated his 89th birthday last week (Jan. 21).
- > One of the most respected figures in college sports, Coach Chaney led Temple's men's basketball program for 24 years. He was twice named the national Division I coach of the year, and his 1987-88 team ended the season ranked No. 1 in the country.
- > Coach Chaney's run at Temple was one of the most successful of any coach in the nation. Twenty-three of his 24 Temple teams played in postseason tournaments, including 17 NCAA Tournament appearances.
- > Before Coach Chaney's arrival in 1982, the men's basketball program had never participated in back-to-back NCAA Tournaments. Under his leadership, the Owls earned five consecutive berths between 1984 and 1988.
- > The program rode a school-record streak of 12 straight appearances in the March Madness field from 1990 through 2001, including five trips to the Elite Eight (1988, 1991, 1993, 1999 and 2001). Only four schools went to as many regional finals in those 16 years.
- > "John Chaney was a great coach, but he was so much more. For generations of Temple University students, he was a wise counselor, a dedicated teacher, an icon of success, and a passionate leader who always led by example and with conviction. For generations of his players, there is only one man whom they all lovingly called Coach even to this day. That was John Chaney. Our most sincere condolences go out to his wonderful family members. We will keep them all in our prayers." - Temple President Richard M. Englert, who has known Chaney since he came to Temple in 1982. "I am also honored to say he was a dear friend.
- > "John Chaney was more than just a Hall of Fame basketball coach. He was a Hall of Famer in life. He touched countless lives, including my own. I will miss him dearly and my thoughts and prayers go out to his family during this difficult time." - Fran Dunphy, Acting Director of Athletics and former Temple coach (2006-19).
- > "Coach Chaney was like a father to me. He taught not just me, but all of his players more than just how to succeed in basketball. He taught us life lessons to make us better individuals off the court. I owe so much to him. He made me the man I am today." - Temple coach Aaron McKie.

COACH CHANEY MEMORIAL SERVICE - FEB 8 AT LIACOURAS CENTER

- > Services for legendary men's basketball coach John Chaney will be held at The Liacouras Center on Monday, Feb. 8.
- > All are welcome to a socially-distanced Public Viewing scheduled from 9 a.m. to 1 p.m.
- > A private family viewing will take place at 2 p.m. In addition, a private Celebration of Life service, by invitation only, will start at 3 p.m.
- > There will be a free video stream of the Celebration of Life service on YouTube.

HONORING HIS LEGACY

- > Temple players will wear patches on their uniforms the remainder of the season with the word "Coach" to honor John Chaney's memory.

RECORD PACE

- > Graduate student Brendan Barry, who joined the team two days before the season opener, is off to a record setting pace in his first season as an Owl.
- > The Dartmouth transfer leads the American Athletic Conference and ranks third in the nation in three-point percentage (20-42, .476) and is seventh in the AAC in three-pointers made per game (2.2).
- > The Owls' current single season records are held by Dionte Christmas (3.14, 2008-09) and Lynn Greer (50-106, .472). Jake O'Brien, another graduate transfer, made a similar impact from long range (58-135, .430) in helping lead the Owls' 2012-13 team to a 24-10 record and a NCAA Tournament berth.
- > Barry, who has come off the bench all season, ranks fourth on the Owls (20th AAC) in minutes played (28.3 mpg). He also is tied for sixth on the team in scoring (7.6 ppg).

CHARITY STRIPE

- > Redshirt freshman Damian Dunn has been living at the foul line this season.
- > The Owl guard not only leads the team in scoring (14.1 ppg), but is tied for seventh in the NCAA in free throws made per game (6.0) and ranks fifth in attempted (8.22).
- > His numbers could also challenge Temple single season records. Bill Kennedy holds the school record for free throws made per game (6.8, 1959-60) while Jim Williams holds the mark for free throws attempted per game (8.9, 1963-64).

NEWS AND NOTES

LEGACY OWL

> Temple junior forward Jake Forrester is following in his father's footsteps as a member of the Owls' basketball team. Jake's father, Dwight Forrester, played in 54 games from 1981-82 through 1984-85, scoring 58 points and grabbing 55 rebounds.

BATTLE RETURNS TO BATTLE

> The NCAA approved Khalif Battle's waiver to compete during the 2020-21 season on Nov. 25 making the sophomore guard immediately eligible.
 > Battle, however, was sidelined with a hamstring injury for the first five games before debuting at Tulane with three points and six rebounds in 19 minutes off the bench.
 > He followed that with 14 points, six rebounds and two assists in 33 minutes against #8 Houston and then his first double-double, 22 points and 11 rebounds in a win over Tulsa. The 22 points were a season high for all Temple players.
 > Currently he ranks second on the team in scoring (11.8 ppg) while ranking third on the Owls in rebounding (5.8 rpg).

SIXTH MEN

> Khalif Battle and Brendan Barry are the top sixth men in the nation in one category -- minutes per game.
 > Battle leads the nation in minutes per game for reserves who have not started a single contest, averaging 29.0 mpg.
 > Barry is second in the country with a 28.3 minutes per game average.
 > Third (as of Feb. 3) is Chris Childs of Bryant at 27.3 mpg.

BROOKS IS BACK

> Ryan Brooks, the first recruit by former head coach Fran Dunphy, has returned as one of three graduate managers for this season's team. He is joined by two other former collegiate standouts, Cameron Ayers (Bucknell, '10-14) and Sean O'Brien (Colgate, '14-18).
 > A familiar face to Temple fans, Brooks was Fran Dunphy's first recruit in 2006 and was instrumental in the Owls winning three straight Atlantic 10 Conference Championships (2008, 2009-2010). As a senior, he led Temple in scoring (14.3 ppg.), helping the Owls win 29 games and finish the season ranked 12th in the nation. Brooks, who played 10 seasons in Europe, finished his career with 1,225 points, 383 rebounds and 191 assists.

CALL TO THE HALL

> On Dec. 14, Temple University announced its 2020 Temple Athletics Hall of Fame Class. The 14 new individual members and the 1992 NCAA Champion Fencing Team included former men's basketball great, the late Mik Kilgore.
 > Kilgore, who played from 1988-92, started all 124 games during his career, scoring 1,471 points, pulling down 627 rebounds, dishing 380 assists and making 148 steals.
 > His TU teams advanced to three NCAA Tournaments, including the 1991 Elite Eight.
 > He was inducted into the Philadelphia Big 5 Hall of Fame in 1998.
 > The remaining members of the class include; world champion men's rower, Chris Kerber (1986-90), a NCAA champion men's gymnast, Darin Gerlach (1995-98), two All-Americans, Todd McNair (football, 1985-88) and Nicole Ross Burris (women's lacrosse, 1995-99), Conference Player/Performers of the Year Afia, Brown (women's track, 1998-01) and Kamesha Hairston (women's basketball, 2003-07), football standouts Joe Morelli (1961-64) and Bob Mizia (1973-75), football coach Al Golden (2006-10) and women's volleyball star Dr. Zenzile Johnson-Mendoza (1993-96).

THE GRADUATE

> Senior co-captain De'Vondre Perry has earned his bachelor of arts in Communication Studies with a concentration in Communication & Entrepreneurship following the fall 2020 semester, completing his degree in 3 1/2 years. The 2019 Philadelphia Big 5 Scholar Athlete has been honored as a member of Temple Athletics' Director's during each of his three previous years.

GOING OT

> Temple is 66-50 all-time in overtime games and have won their last seven overtime contests.
 > Since the 2014-15, Temple is tied first in the nation in OT wins with Auburn. The Owls are 12-3 during this span with Auburn at 12-2.

2020-21 PRESEASON HONORS

AMERICAN PRESEASON POLL

Rank	School	Points
1.	Houston (9)	99
2.	Memphis (2)	90
3.	SMU	80
4.	Cincinnati	77
5.	USF	61
6.	Tulsa	50
7.	Wichita State	44
8.	UCF	37
9.	East Carolina	34
10.	Temple	18
11.	Tulane	15

*(First-place votes in parentheses)

2020-21 AMERICAN STANDINGS

School	Conf.	%	Overall	%	Streak
#6 Houston	10-1	.909	15-1	.938	W8
Wichita State	5-2	.714	9-4	.692	W1
Memphis	6-3	.667	10-6	.625	W1
Tulsa	6-4	.600	9-6	.600	W1
SMU	5-4	.556	9-4	.692	L1
USF	3-3	.500	7-5	.583	W1
Temple	3-5	.375	4-5	.444	L1
Tulane	2-5	.286	7-5	.583	W1
UCF	2-7	.222	4-8	.333	L2
Cincinnati	1-4	.200	3-7	.300	L1
ECU	1-6	.143	7-6	.538	L5

2020-21 SEASON HONORS

AAC Freshman of the Week

Date	Player
Jan. 18	Damian Dunn

AAC WEEKLY HONOR ROLL

Date	Player
Dec. 21	Damian Dunn
Jan. 18	Jake Forrester
Jan. 25	Jake Forrester

TEMPLE SINGLE SEASON 3PT% RECORD

Name (Years)	Made-Att.	Percent
1. Brendan Barry (2020-pres.)	19-39	.487
2. Lynn Greer (1997-98)	50-106	.472
3. Howard Evans (1987-88)	56-119	.471
4. Juan Fernandez (2009-10)	73-161	.453
5. Juan Fernandez (2011-12)	66-153	.431
6. Jake O'Brien (2012-13)	58-135	.430
7. Mark Macon (1987-88)	65-154	.422
8. Khalif Wyatt (2010-11)	48-114	.421
9. Nate Blackwell (1986-87)	81-193	.420
10. Mark Macon (1990-91)	77-184	.419

NCAA FTs ATTEMPTED PER GAME

Name	School	M-A	P/G
1. Sharife Cooper	Auburn	7-68	9.71
2. Trayce Jackson-Davis	Indiana	16-142	8.88
3. Obadiah Noel	UMass Lowell	14-122	8.71
4. Keon Clergeot	Northern Arizona	16-135	8.43
5. Damian Dunn	Temple	9-74	8.22
6. Cameron Holden	UT Martin	13-105	8.08

*Minimum 8.00 made per game
As of 2/1/21

NCAA FTs MADE PER GAME

Name	School	M-A	P/G
1. Sharife Cooper	Auburn	7-55	7.86
2. Cameron Thomas	LSU	16-109	6.81
3. Obadiah Noel	UMass Lowell	14-93	6.64
4. Keon Clergeot	Northern Arizona	16-104	6.50
5. Dejuan Clayton	Coppin St.	10-62	6.20
6. Justin Turner	Bowling Green	16-97	6.06
7. Damian Dunn	Temple	9-54	6.00
8. Trayce Jackson-Davis	Indiana	16-96	6.00

*Minimum 6.00 made per game
As of 2/1/21

NEWS AND NOTES

PASSING FANCY

> Temple University freshman point guard Jeremiah Williams is having a tremendous rookie season, leading the Owls and ranking third in the AAC in assists per game (5.0)
> If he continues at this pace he will become the ninth Temple player, and just second freshman to average five or more assists, joining Pepe Sanchez, who averaged 5.3 apg during the 1996-97 season.

WALKING ON

> Temple University men's basketball coach Aaron McKie announced on Nov. 25 the addition of senior transfer Colin Daly to the 2020-21 roster. The 6-4, 185-pound guard, who will join the team as a walk-on, played the previous three seasons at West Chester.
> Daly, whose brother Ryan is the leading returning scorer at Big 5 rival Saint Joseph's, scored 305 points, grabbed 113 rebounds and dished 59 assists over a 71-game career with the Golden Rams.

HOME SWEET HOME

> The Liacouras Center has proven to be a tremendous home court advantage. Since the arena opened its doors in 1997, the Owls have posted a 236-82 (.739) all-time record, and set the record for wins in a single season with 16 in 2014-15.
> Temple is 143-46 (.759) at home since the start of the 2007-08 campaign.

FOR THREE

> Temple has made at least one three-pointer in 806 consecutive games.
> The last time the Owls did not make a three-pointer in a game was February 1, 1996. Temple missed all 16 three-point attempts that day in dropping a 59-35 decision to #1 UMass at McGonigle Hall.

JOINING THE NEST

> Zach Hicks, a 6-7, 185-pound forward from Camden (N.J.) Catholic High School and Hysier (ha-SEER) Miller, a 6-1, 170-pound guard from Neumann Goretti in Philadelphia, signed National Letters of Intent to attend Temple University.
> Hicks, a native of Camden, N.J., averaged 20 points, 7.6 rebounds and connected on 49 three-pointers last season as a junior. The standout small forward earned a spot on the All-South Jersey Second Team
> Miller, a third team All-State selection, averaged 14.3 points, 4.8 rebounds and 3.0 assists per game last season. The talented point guard led the Saints to the Philadelphia Catholic League Championship with the team finishing with a 24-4 record. Neumann-Goretti advanced to the quarterfinals of the PIAA Class 3A tournament when play was shut down because of the coronavirus outbreak.

ECU RESCHEDULED

> The American Athletic Conference announced on Jan. 25 that Temple and East Carolina will play a home-and-away series with the Owls first hosting the Pirates on Thursday, Feb. 11 before traveling to Greenville, N.C. for a game on Saturday, Feb. 13. Both contests are set for a start time of Noon and both games will air on ESPN+.
> Temple was originally scheduled to play at East Carolina on Jan. 16 but the game was postponed due to Covid issues with members of the ECU program.

FORRESTER HONORED AGAIN

> Jake Forrester was named to the American Athletic Conference Honor Roll for the week ending on January 24. It is the second straight week he has been so honored.
> Forrester led the Owls in scoring (15 pts) and rebounding (8 rebs) in a 78-61 loss to #8 Houston on Jan. 23 in the team's only game of the week.
> The Harrisburg, Pa. native shot six-of-seven from the field while playing a career-best 32 minutes.
> Temple was originally scheduled to play at East Carolina on Jan. 16 but the game was postponed due to Covid issues with members of the ECU program.

NEXT UP

> Temple will hit the road for a weekend matchup at Wichita State on Sunday, Feb. 7 (3 PM/ESPNU/1210 AM WPHT).

TEMPLE'S RECORD WHEN...

At home	3-3	No Owls score in double figures	0-0	Has more steals	0-2
On the road	1-2	Multiple Owls score in double figures	4-4	Has fewer steals	2-3
At a neutral site	0-0	More than 5 in double figures	0-0	Has equal steals	2-0
		All starters score in double figures	0-0		
Coming off a loss	2-2			Has more blocks	1-0
Coming off a win	1-3	In overtime games	0-0	Has fewer blocks	2-3
				Has equal blocks	1-0
Scoring first	3-1	Shooting 40% or better	4-0		
Leading at halftime	3-0	Shooting under 40%	0-5	Playing in December	1-2
Trailing at halftime	0-5	Opp. shoots 40% or better	1-5	Playing in January	3-3
Tied at halftime	1-0	Opp. shoots under 40%	3-0	Playing in February	0-0
		Out-shooting its opponent	4-0	Playing in March	0-0
Scoring 65 or more points	3-2	Out-shot by opponent	0-5		
Scoring fewer than 65 points	1-3			Playing on Monday	0-1
		Shooting 70% or better FTs	2-2	Playing on Tuesday	1-1
Margin is 3 points or less	0-0	Shooting under 70% FTs	2-3	Playing on Wednesday	0-1
Margin is between 3-10 points	3-1	Opp. shoots 70% or better FTs	4-3	Playing on Thursday	1-0
Margin is more than 10	1-4	Opp. shoots under 70% FTs	0-2	Playing on Friday	0-0
				Playing on Saturday	2-1
Scoring 100+ points	0-0	Shooting 40% of better 3PTs	1-0	Playing on Sunday	0-1
Scoring 90-99 points	0-0	Shooting under 40% 3PTs	3-5		
Scoring 80-89 points	0-0	Opp. shoots 40% or better 3PTs	0-2	Wearing white	3-2
Scoring 70-79 points	2-1	Opp. shoots under 40% 3PTs	4-3	Wearing cherry	0-1
Scoring 60-69 points	2-2			Wearing black	1-2
Scoring 50-59 points	0-2	Out-rebounding its opponent	4-1		
Scoring less than 50 points	0-0	Out-rebounded by opponent	0-4		
		Same in rebounding	0-0		
Opp. scores 100+ points	0-0				
Opp. scores 90-99 points	0-0	Has more turnovers	4-1		
Opp. scores 80-89 points	0-1	Has fewer turnovers	0-2		
Opp. scores 70-79 points	0-3	Has equal turnovers	0-2		
Opp. scores 60-69 points	2-1				
Opp. scores 50-59 points	2-0				
Opp. scores less than 50 points	0-0				

DOUBLE-DOUBLES

De'Vondre Perry.....1

12 points, 14 rebounds vs. NJIT (12/19/20)

Jake Forrester1

15 points, 10 rebounds at Tulane (1/16/21)

Khalif Battle.....1

22 points, 11 rebounds vs. Tulsa (1/26/21)

TEAM HIGHS/LOWS

TEMPLE

Total Points	High	76 vs. Tulsa
	Low	50 at #6/7 Houston
FG Made	High	25 vs. Tulsa
	Low	13 @ at #6/7 Houston
FG Attempted	High	68 vs. SMU
	Low	45 at #6/7 Houston
FG %	High	.510 vs. Tulsa
	Low	.289 at Houston
3PT FG Made	High	9 vs. UCF
	Low	5 vs. #8 Houston
3PT FG Attempts	High	31 vs. SMU
	Low	14 at #6/7 Houston
3PT FG %	High	.409 at UCF
	Low	.222 vs. Tulane
FT Made	High	22 vs. NJIT
	Low	10 vs. #8 Houston
FT Attempted	High	30 vs. NJIT
	Low	18 vs. #8 Houston
FT %	High	.760 at #6/7 Houston
	Low	.556 vs. #8 Houston
Off. Rebounds	High	15 vs. SMU
	Low	5 vs. Tulsa
Total Rebounds	High	50 vs. NJIT
	Low	26 at #6/7 Houston
Rebound Margin	High	+17 vs. NJIT
	Low	-17 at #6/7 Houston
Assists	High	17 at Tulane
	Low	10 vs. SMU
Blocked Shots	High	5 vs. NJIT
	Low	0 vs. Tulsa
Steals	High	6 vs. Tulane
	Low	1 at Tulane
Turnovers Forced	High	18 at #6/7 Houston
	Low	5 at Tulane
Personal Fouls	High	23 vs. Tulsa
	Low	10 vs. UCF

CINCINNATI

78 vs. Furman
56 at Tennessee
28 vs. Lipscomb
21 vs. Tulsa
67 at Georgia
48 vs. Furman
.563 vs. Furman
.344 vs. Tulsa
10 at SMU
4 vs. Furman
28 at Tennessee
13 vs. Furman
.435 at SMU
.172 at Georgia
20 vs. Furman
4 at Tennessee
29 vs. Furman
7 at Tennessee
.792 at UCF
.538 vs. Lipscomb
17 at Georgia
5 vs. Furman
41 at UCF
29 vs. USF
+14 at UCF
-11 at Tennessee
22 at SMU
9 at Georgia
7 at SMU
1 at Wichita State
12 at Georgia
3 at UCF
22 at Georgia
8 at UCF
26 at Tennessee
16 vs. Lipscomb

INDIVIDUAL HIGHS

TEMPLE

Points	Khalif Battle, 22
FG Made	Damian Dunn, 7
FG Attempted	Damian Dunn, 17
3PT FG Made	Brendan Barry, 5
3PT FG Attempted	Brendan Barry, 10
FT Made	Damian Dunn, 10
FT Attempted	Damian Dunn, 13
Rebounds	De'Vondre Perry, 14
Assists	Jeremiah Williams, 9
Blocked Shots	Jourdain & Williams, 2
Steals	Jeremiah Williams, 3

CINCINNATI

Keith Williams, 27
Keith Williams, 10
DeJulius & Williams, 17
Adams-Woods, Davenport & Harvey, 4
Jeremiah Davenport, 8
Keith Williams, 9
Keith Williams, 14
Davenport & Williams, 10
David DeJulius, 12
Tari Eason, 4
DeJulius & Ivanauskas, 3

THE LAST TIME AN OWL...

Scored 30 Points.....	Shizz Alston, Jr. (34) at UConn (3/7/18)
Scored 40 Points.....	David Hawkins (41) vs. Massachusetts (3/3/04)
Two Players Scored 20 Points	Monty Scott (25) and Nate Pierre-Louis (22) vs. UConn (2/20/20)
Three Players Scored 20 Points	Dalton Pepper (26), Will Cummings (23) and Anthony Lee (20) vs. UCF (3/4/14)
Two Players Scored 30 Points.....	David Hawkins (41) and Mardy Collins (30) vs. Massachusetts (3/3/04)
Five Players Scored 10 Points	Forrester (17), Rose (14), N. Pierre-Louis (12), Parks (10), Scott (10) vs. Saint Joseph's (12/10/19)
Had 15 Rebounds.....	Ernest Aflakpui (15) vs. Penn (1/19/19)
Had 20 Rebounds.....	Lavoy Allen (21) at La Salle (2/28/10)
Had 10 Offensive Rebounds	Ernest Aflakpui (10) vs. Wichita State (3/15/19)
Had 10 Defensive Rebounds.....	Jeremiah Williams (10) vs. Tulane (1/31/21)
Two Players Had 10 Rebounds.....	Nate Pierre-Louis (12) and Damion Moore (10) vs. Tulsa (3/5/20)
Had a Double-Double in Points and Assists.....	Shizz Alston, Jr. (24 points, 11 assists) vs. Davidson (12/15/18)
Had Back-to-Back Double-Doubles	Nate Pierre-Louis (16 pts, 11 reb) vs. #15 Villanova (2/16/20);(23 pts, 14 reb) vs. UConn (2/20/20)
Had Three Consecutive Double-Doubles	Nate Pierre-Louis (16 pts, 10 rebs) vs. Drexel (11/5/19);(19 pts, 10 reb) vs. Morgan State (11/9/19); (21 pts, 12 reb) at La Salle (11/16/19)
Had Four Consecutive Double-Doubles	Nate Pierre-Louis (13 pts, 11 rebs) vs. Belmont (3/19/19);(16 pts, 10 rebs) vs. Drexel (11/5/19); (19 pts, 10 reb) vs. Morgan State (11/9/19); (21 pts, 12 reb) at La Salle (11/16/19)
Had a Triple-Double	Pepe Sanchez (10 points, 10 rebounds, 10 assists) vs. La Salle (1/17/98)
Two Players Had Double-Doubles	Enechionya (20 pts, 14 rebs) and Aflakpui (12 pts, 10 rebs) vs. La Salle (11/11/16)
Had Three Consecutive 30-Point Games	Dionte Christmas: 31 vs. Rhode Island (1/20/07), 34 at Penn (1/24/07),30 at Duquesne (1/27/07)
Made 10 Field Goals.....	Monty Scott (10-15, .667) vs. UConn (2/20/20)
Attempted 25 Field Goals	Quinton Rose (25) at Penn (1/25/20)
Shot .750 From the Field (min. 10 att.)	Quinton Rose (11-14, .786) at Tulane (2/12/20)
Made 15 Free Throws	Khalif Wyatt (15) vs. Duquesne (2/14/13)
Shot 1.000 From the Line (min. 10 att.).....	Shizz Alston, Jr. (10-10) vs. Tulane (2/25/17)
Made 7 Three-Pointers.....	Shizz Alston, Jr. (7) at ECU (1/16/19)
Attempted 15 Three-Pointers.....	Dionte Christmas (16) vs. Duquesne (3/14/09)
Shot .750 From 3-Point Range (min. 5 att.).....	Obi Enechionya (7-9, .778) at Georgia (12/22/17)
Had 10 Assists.....	Shizz Alston, Jr. (10) at Tulane (2/4/18)
Had 15 Assists.....	Pepe Sanchez (15) vs. Lafayette (3/17/00)
Had 10 Blocks	Duane Causwell (10) vs. Penn State (12/26/89)
Had Five Steals.....	Quinton Rose (5) at Wichita State (2/27/20)
Had 10 Steals	Mark Macon (11) vs. Notre Dame (1/29/89)
Led the Team in Points, Rebounds, and Assists	Nate Pierre-Louis (23 pts, 14 rebs, 5 asts) vs. UConn (2/20/20)
Hit a Last Second Shot to Win a Game	Josh Brown at SMU (1/10/18)

2020-21 CAPTAINS



THE LAST TIME TEMPLE...

Won By 30 Points.....	Temple 108, Saint Joseph's 61 (12/10/19)
Won By 40 Points.....	Temple 108, Saint Joseph's 61 (12/10/19)
Scored 100 Points.....	Temple 108, Saint Joseph's 61 (12/10/19)
Scored Under 50 Points.....	44 at Tulsa (1/3/20)
Scored Under 40 Points.....	39 at UCF (1/7/18)
Scored 50 Points in a Half.....	55 points, First Half, vs. Saint Joseph's (12/10/19)
Scored 60 Points in a Half.....	63 points, Second Half, vs. LIU Brooklyn (12/21/13)
Scored Under 20 Points in a Half.....	16 Points, First Half at Penn (1/25/20)
Had a +20 Rebound Margin.....	+26 vs. Saint Joseph's (12/10/19)
Had 50 Rebounds	50 vs. NJIT (12/19/20)
Had Less Than 25 Rebounds	22 vs. Cincinnati (1/27/19)
Had 20 Offensive Rebounds	20 vs. SMU (2/13/19)
Had Less Than 5 Offensive Rebounds	4 vs. ECU (2/1/20)
Had 40 Defensive Rebounds	42 vs. Saint Joseph's (12/10/19)
Made 40 Field Goals.....	42 vs. Saint Joseph's (12/10/19)
Made Less Than 15 Field Goals	14 at Tulsa (2/22/15)
Attempted 80 Field Goals	83 vs. Rhode Island (2/4/89)
Attempted Less Than 40 Field Goals.....	32 vs. Princeton (12/20/04)
Shot .600 From the Field.....	.627 (42-67) vs. Saint Joseph's (12/10/19)
Made 30 Free Throws	30 vs. Delaware State (12/19/15)
Made Less Than 5 Free Throws	4 at Missouri (11/27/18)
Attempted 40 Free Throws.....	49 vs. Louisiana Tech (11/17/14)
Attempted Less Than 10 Free Throws	8 at Missouri (11/27/18)
Shot .900 From the Line (min. 10 attempts).....	.944 (17-18) at Saint Joseph's (12/1/18)
Made 10 Three-Pointers.....	11 vs. Rider (12/21/19)
Made No Three-Pointers.....	0 vs. Massachusetts (2/1/96)
Attempted 25 Three-Pointers.....	27 vs. Tulane (1/31/21)
Attempted Less Than 10 Three-Pointers	7 at Saint Louis (1/11/12)
Had 25 Assists.....	26 vs. Toledo (11/14/10)
Had Less Than 5 Assists.....	4 vs. St. John's (11/28/10)
Had 25 Turnovers	28 vs. Duquesne (1/27/07)
Had Less Than 5 Turnovers	4 vs. UConn (3/7/15)
Had 10 Blocks	10 vs. West Virginia (11/25/16)
Had No Blocks	0 vs. Tulsa (1/26/21)
Had 15 Steals	16 at USF (3/5/17)
Had No Steals	0 vs. Richmond (3/13/03)
Last Overtime Game	93-89 (2OT) vs. UConn (2/20/20)
Last Overtime Victory at Home.....	93-89 (2OT) vs. UConn (2/20/20)
Last Overtime Victory on the Road	85-81 (OT) at Wichita State (1/6/19)
Temple Defeated a Ranked Opponent	65-52 vs. #16 Wichita State (1/15/20)
Temple Defeated a #1 Ranked Opponent.....	77-69 vs. #1 Cincinnati (2/20/00)


100 POINT GAMES

TEMPLE				1/31/67	Gettysburg	W	109-73	1/2/60	at G. Washington	L	65-101
DATE	OPPONENT	W/L	SCORE	2/6/61	Muhlenberg	W	102-61	1/1/55	Kentucky	L	69-101
12/10/19	Saint Joseph's	W	108-61	1/3/61	Scranton	W	101-69	3/1/50	at Syracuse	L	76-105
12/21/13	at LIU Brooklyn	W	101-65	2/4/56	at St. Francis (PA)	W	103-68	100-POINT GAMES FACTS Temple 100-Point Game Record: 20-0 Home 100-Point Game Record: 14-0 Away 100-Point Game Record: 6-0 Overtime 100-Point Games: 0 Most Frequent 100-Point Game Opponents: Glassboro State, Rhode Island, Penn (2) Most 100-Point Games in a season: 2 (1955-56, 1960-61, 1969-70)			
2/7/07	St. Bonaventure	W	109-70	1/26/56	Delaware	W	108-81				
2/4/88	Duquesne	W	110-70	2/4/54	at Drexel	W	100-62				
12/8/86	Penn	W	103-67	12/17/51	Glassboro St.	W	114-47				
1/6/83	Rhode Island	W	103-94	12/14/50	at Glassboro St.	W	111-36				
12/11/80	Point Park	W	105-75								
2/16/79	American	W	103-67	OPPONENT							
2/23/72	Rhode Island	W	108-64	DATE	OPPONENT	W/L	SCORE				
2/27/70	Rider	W	107-74	12/9/07	Villanova	L	93-101				
2/11/70	at Pittsburgh	W	101-72	2/7/93	Wake Forest	L	69-106				
1/7/69	at Penn	W	107-83	2/5/66	Saint Joseph's [P]	L	74-105				

STARTING LINEUPS

DATE	OPPONENT	STARTER	STARTER	STARTER	STARTER	STARTER
Nov. 28	Virginia Tech (Canceled)					
Dec. 3	Villanova (Postponed)					
Dec. 6	La Salle (Postponed)					
Dec. 12	Saint Joseph's (Postponed)					
Dec. 19	NJIT	Moorman II	Forrester	Perry	Dunn	Williams
Dec. 22	#6/7 Houston	Moorman II	Forrester	Perry	Dunn	Williams
Dec. 30	SMU	Moorman II	Forrester	Perry	Dunn	Williams
Jan. 2	Memphis (Postponed)					
Jan. 11	SMU	Moorman II	Forrester	Perry	Dunn	Williams
Jan. 14	UCF	Moorman II	Forrester	Perry	Dunn	Williams
Jan. 16	ECU (Postponed)					
Jan. 16	Tulane	Moorman II	Forrester	Perry	Dunn	Williams
Jan. 20	Cincinnati (Postponed)					
Jan. 23	# 8 Houston	Moorman II	Forrester	Perry	Dunn	Williams
Jan. 26	Tulsa	Moorman II	Forrester	Perry	Dunn	Williams
Jan. 27	USF (Postponed)					
Jan. 31	Tulane	Moorman II	Forrester	Perry	Dunn	Williams
Feb. 4	Cincinnati					
Feb. 7	Wichita State					
Feb. 13	ECU					
Feb. 16	Tulsa					
Feb. 21	Memphis					
Feb. 24	USF					
Feb. 27	UCF					
Mar. 5	Wichita State					





HEAD COACH **AARON MCKIE**

One of the greatest players in Temple Basketball history, Aaron McKie is in his second season as the head coach at his alma mater.

McKie officially took over the program where he starred under Hall of Fame coach John Chaney and served as an assistant coach for five seasons under Fran Dunphy, in April

of 2019. He is the 18th head coach in Temple men's basketball history, but just the fifth since Hall of Fame coach Harry Litwack took over the reins of the program in 1952. He is also the first alum to serve as the Owls' head coach since Litwack, who won 373 games and made two Final Four appearances in his 21-year tenure.

His first season at the helm was a year of transition for the new Temple mentor. After starting the season with four straight wins, which is the best start by a first-year Temple coach since Josh Cody ('42-'43), the Owls fell in a close contest, 76-69, to #5 Maryland. The team ended the calendar year with a 9-3 mark, but the 2020 took its toll.

Temple posted just one win in January, but that victory, a 65-53 defeat of #16 Wichita State, extended the program streak of 13 straight seasons with a win over a ranked foe. McKie also became the first first-year Temple coach to defeat a nationally-ranked team since 1952-53 (Harry Litwack).

After regrouping, the Owls finished the 2019-20 campaign with a 14-17 record with the season coming to abrupt end to the Covid-19 pandemic.

Prior to the 2019-20 season, McKie served five seasons on Dunphy's staff at Temple, the last as associate head coach. In 2018-29, the Owls went 23-10, earned an NCAA Tournament berth and tied for third in the American Athletic Conference after being picked to finish sixth. The 20-win season was the third for Temple in McKie's five years on the staff, during which the Owls went to the NCAA Tournament twice and to the NIT Semifinals in 2015.

The Philadelphia basketball roots are deep for McKie and started in high school where he played at nearby Simon Gratz ('90). There, under the tutelage of legendary coach Bill Ellerbee, he helped lead the Bulldogs to the 1990 Philadelphia Public League Championship, their first title since 1939.

McKie then took his talents to North Broad Street to play under another legend in Chaney. Arguably one of the best players in Temple history, he had an incredible three-year playing career for the Owls (1991-92 through 1993-94) and is tied for sixth on the school's all-time scoring list with 1,650 points. A starter for all 92 games, he averaged 17.9 points per game while leading the Owls to three NCAA Tournaments and a trip to the 1993 Elite Eight. He earned many accolades during his heralded collegiate career, including Atlantic 10 Confer-

ence and Philadelphia Big 5 Player of the Year for his performance in the 1992-93 season, when he averaged a team-best 20.6 points per game.

Selected in the first round (17th overall) of the 1994 NBA Draft by the Portland Trail Blazers, McKie played 13 seasons, including eight with the Philadelphia 76ers where he was coached by another basketball giant in Larry Brown. As a member of the Sixers in 2000-01, McKie enjoyed his best season, taking home Sixth Man of the Year honors while helping his hometown team reach the NBA Finals.

McKie has more than a decade of coaching experience. Besides serving as an assistant coach under Dunphy for the past five seasons, he was also a five-year assistant (2007-13) on the 76ers staff and helped lead the franchise to four NBA playoff appearances.

McKie resides in the Philadelphia area with his wife, Lisa, and their four children, Erin, Jaron, and twin sons Justin and Julian.

As a Coach:

2008-13: Philadelphia 76ers (assistant coach)
2014-18: Temple (assistant coach)
2018-19: Temple (associate head coach)
2019-pres.: Temple (head coach)

As a Player:

1991-94: Temple
1994-97: Portland Trailblazers
1997: Detroit Pistons
1997-05: Philadelphia 76ers
2005-07: Los Angeles Lakers

Career Highlights:

2001: NBA Sixth Man of The Year
1994: First Team All-Atlantic 10 Conference
1994: First Team All-Big 5
1993: AP Honorable Mention All-America
1993: Atlantic 10 Player of the Year
1993: Philadelphia Big 5 Player of Year
1992: NCAA All-West Region
1992: First Team All-Atlantic 10 Conference
1992: First Team All-Big 5



#0

KHALIF BATTLE

6-5 / 175 / SOPHOMORE / GUARD

EDISON, N.J. / TRENTON CATHOLIC / BUTLER

OVERVIEW

2020-21: Second on team in scoring at 11.8 ppg while ranking third in rebounding (5.8 rpg) despite coming off the bench since making debut at Tulane on Jan. 16...Has played in four games, averaging 29.07 mpg off the bench which leads the nation among players who have not starter a game...Missed first five games due to hamstringing injury...Had first collegiate double-double, scoring 22 points and grabbed 11 rebounds in win over Tulsa (1/26)...Scored 14 points and grabbed six rebounds in 32 minutes (2nd most on team) in loss to #8 Houston.

2019-20 (Butler): Saw action in 24 games, averaging 11 minutes per game...Posted double-figures in two games with his season-high of 11 points coming in the season-opening win over IUPUI Nov. 6...Averaged 3.0 points per game...Scored 10 points in the Dec. 14 win over Southern, adding a season-high four rebounds...Shot 33 percent from the field, including 30 percent (13-of-43) from three-point range...His four assists at Creighton Feb. 23 were a season-high.

High School: Ranked as the 82nd-best prospect in the 2019 class by ESPN, as well No. 120 by Rivals and No. 126 by 247sports (all three rated him as a four-star recruit)...averaged 23.7 points per game as a senior at Trenton Catholic...2018-19 Times of Trenton Boys Basketball Player of the Year...The Trentonian's Area Player of the Year...scored at least 30 points eight times during his senior season ...participated in the 2019 American Family Insurance High School Slam Dunk Contest as part of Final Four Weekend...scored more than 1,000 points in high school despite missing his sophomore season due to injury...team won the Burlington County Scholastic League-Liberty Division title and the 2019 Mercer County Tournament crown...in the four-game Mercer County Tournament, he scored 123 points (30.8 ppg) to win MVP honors...NJHoops.com All-Mercer County Team...averaged 18.5 points, 5.3 rebounds and 3.0 assists per game as a junior at Trenton Catholic...previously attended St. Joseph's High School alongside his brother, Tyus...played on the 2017 summer circuit with New Jersey Playaz, and averaged 13.4 points, 3.9 rebounds and 2.2 assists in Nike EYBL play...played at Trenton Catholic for both Fred Falchi and Eric Elliott.

SEASON HIGHS

	Opponent	Date
PTS 22	Tulsa	1/26/21
REB 11	Tulsa	1/26/21
AST 3	Tulsa	1/26/21
STL		
BLK		
MIN 33	Tulane	1/31/21

CAREER HIGHS

	Opponent	Date
PTS 22	Tulsa	1/26/21
REB 11	Tulsa	1/26/21
AST 4	at Creighton	2/23/19
STL 2	IUPUI	11/6/19
BLK		
MIN 33	2x, last vs. Tulane	1/31/21

GAME-BY-GAME

Opponent	MIN	FG-A	3PT-A	FT-A	OR	DR	TR	F	A	TO	BL	S	PTS
vs. Virginia Tech (Canceled)													
at Villanova (Postponed)													
La Salle (Postponed)													
at Saint Joseph's (Postponed)													
NJIT													
at Houston													
SMU													
Memphis (Postponed)													
at SMU													
UCF													
at ECU (Postponed)													
at Tulane	19	0-4	0-2	3-5	1	5	6	4	0	2	0	0	3
Cincinnati (Postponed)													
Houston	32	4-15	3-8	3-5	0	6	6	3	2	2	0	0	14
Tulsa	32	6-10	3-6	7-8	0	11	11	2	3	5	0	0	22
at USF (Postponed)													
Tulane	33	3-13	1-8	1-1	0	0	0	3	0	2	0	0	8
Cincinnati													
at Wichita State													
ECU													
at Tulsa													
at Memphis													
USF													
at UCF													
Wichita State													

KHALIF BATTLE CAREER STATISTICS

YEAR	GP-GS	MIN-AVG.	FG-FGA	PCT	3P-3PA	PCT	FT-FTA	PCT	OFF	DEF	TOT	AVG	PF-FO	A	TO	BLK	ST	PTS	AVG
2019-20*	24-0	264-11.0	25-75	.333	13-43	.302	9-14	.643	0	25	25	1.0	32-0	13	18	0	10	72	3.0
2020-21	4-0	116-29.0	13-42	.310	7-24	.292	14-19	.737	1	22	23	5.8	12-0	5	11	0	0	47	11.8
TOTAL	28-0	380-13.6	38-117	.325	20-67	.299	23-33	.697	1	47	48	1.7	43-0	18	29	0	10	119	4.3

*at Butler



#1 DAMIAN DUNN

6-5 / 195 / R-FRESHMAN / GUARD
KINSTON, N.C. / MEADOWCREEK

OVERVIEW

2020-21: Leads the team (10th in AAC) in scoring (14.1 ppg)...Has made 54-75 free throws (.730) with his 6.0 made per game tied for seventh in the NCAA and his 8.22 attempts currently fifth...Earned Big 5 Player of the Week and AAC Rookie of the Week (1/17)...Double figures scoring in team-high seven games...Career-high 20 points to lead all scorers in wins over UCF and Tulane...Scored game-high 18 points with team-high five assists in season-opening win over NJIT...Tallied 15 in loss to SMU (12/30) and tied for team honors with 17 at SMU (1/11).

2019-20: Saw lone action of the season at Tulsa, playing 18 minutes and contributing one point and four rebounds..Sidelined for first 12 games with a right foot injury suffered in the preseason...Reinjured foot following Tulsa game and missed remainder of the season.

High School: Played his senior year at Meadowcreek (Ga.) High after transferring from Kinston High in N.C. following the 2017-18 academic year...Named honorable mention all-state...Averaged 12.6 points, 6.8 rebounds, 2.6 assists and 1.2 steals per game in his senior year, leading Meadowcreek to a 26-6 overall record, a 12-1 region record and an appearance in the state championship game...Averaged 17.5 points, 6.0 rebounds, 2.3 assists and 1.4 steals per game as a junior at Kinston while helping lead the Vikings to the top seed in the NCHSAA 2A Eastern bracket and a share of the ECC title...Earned First Team All-District 3 honors by the N.C. Basketball Coaches Association in 2017-18.

SEASON HIGHS					CAREER HIGHS				
		Opponent	Date			Opponent	Date		
PTS	20	2x, last at Tulane	1/16/21		PTS	20	x2, last at Tulane	1/16/21	
REB	7	2x, last at Tulane	1/16/21		REB	7	x2, last at Tulane	1/16/21	
AST	5	2x, last at SMU	1/11/21		AST	5	2x, last at SMU	1/11/21	
STL	1	3x, last vs. Tulane	1/31/21		STL	1	3x, last vs. Tulane	1/31/21	
BLK					BLK				
MIN	37	NJIT	12/19/20		MIN	37	NJIT	12/19/20	

GAME-BY-GAME

Opponent	MIN	FG-A	3PT-A	FT-A	OR	DR	TR	F	A	TO	BL	S	PTS
vs. Virginia Tech (Canceled)													
at Villanova (Postponed)													
La Salle (Postponed)													
at Saint Joseph's (Postponed)													
NJIT	37	4-12	0-1	10-13	3	4	7	1	5	4	0	0	18
at Houston	28	0-4	0-1	7-8	1	4	5	5	1	6	0	1	7
SMU	21	5-8	1-3	4-5	1	3	4	5	1	2	0	0	15
Memphis (Postponed)													
at SMU	35	4-17	0-2	9-11	1	2	3	4	5	2	0	0	17
UCF	36	6-14	2-3	6-8	1	3	4	1	2	4	0	0	20
at ECU (Postponed)													
at Tulane	32	7-16	1-3	5-8	1	6	7	3	2	3	0	0	20
Cincinnati (Postponed)													
Houston	27	1-10	0-2	3-5	0	4	4	1	1	3	0	1	5
Tulsa	18	3-9	0-0	4-8	0	2	2	5	1	2	0	0	10
at USF (Postponed)													
Tulane	32	4-10	1-5	6-8	2	2	4	2	4	3	0	1	15
Cincinnati													
at Wichita State													
ECU													
at Tulsa													
at Memphis													
USF													
at UCF													
Wichita State													

DAMIAN DUNN CAREER STATISTICS

YEAR	GP-GS	MIN-AVG.	FG-FGA	PCT	3P-3PA	PCT	FT-FTA	PCT	OFF	DEF	TOT	AVG	PF-FO	A	TO	BLK	ST	PTS	AVG
2019-20	1-0	18-18.0	0-4	.000	0-1	.000	1-2	.500	3	1	4	4.0	0-0	0	2	0	0	1	1.0
2020-21	9-9	266-29.6	34-100	.340	5-20	.250	54-74	.730	10	30	40	4.4	27-3	22	29	0	3	127	14.1
TOTAL	10-9	284-28.4	34-104	.327	5-21	.238	55-76	.724	13	31	44	4.4	27-3	22	31	0	3	128	12.8



#2 JAHILIL WHITE

6-7 / 205 / FRESHMAN / GUARD

WHITESBORO, N.J. / WILDWOOD CATHOLIC

OVERVIEW

2020-21: Had successful surgery for a meniscus tear in his left knee on Nov. 3...Suffered the knee injury at practice on Oct. 24...Expected to make a full recovery...Likely sidelined two to three months.

High School: Earned Third Team All-State as a senior...During his final year, averaged 16.6 points, 4.9 rebounds, 2.8 assists and 2.4 steals per game, helping Wildwood Catholic to a third straight Cape-Atlantic League Tournament title and the South Jersey, Non-Public B crown - their first sectional title since 2007. He also averaged 16.3 points, 6.7 rebounds, 3.3 assists and 4.3 steals in the CAL Tournament....As a junior, averaged 18.6 points and 6.1 rebounds per game as a junior, helping lead Wildwood Catholic to the Cape Atlantic League title and the NJSIAA South Jersey Non-Public A sectional championship...Contributed 10 points, five rebounds and three steals in that loss to a Ranney School team that finished the season ranked No. 1 in the NJ.com poll and No. 11 in the USA Today Super 25 rankings.

SEASON HIGHS					CAREER HIGHS								
Opponent			Date		Opponent			Date					
PTS					PTS								
REB					REB								
AST					AST								
STL					STL								
BLK					BLK								
MIN					MIN								
GAME-BY-GAME													
Opponent	MIN	FG-A	3PT-A	FT-A	OR	DR	TR	F	A	TO	BL	S	PTS
vs. Virginia Tech (Canceled)													
at Villanova (Postponed)													
La Salle (Postponed)													
at Saint Joseph's (Postponed)													
NJIT													Did Not Play
at Houston													Did Not Play
SMU													Did Not Play
Memphis (Postponed)													
at SMU													Did Not Play
UCF													Did Not Play
at ECU (Postponed)													
at Tulane													Did Not Play
Cincinnati (Postponed)													
Houston													Did Not Play
Tulsa													Did Not Play
at USF (Postponed)													
Tulane													Did Not Play
Cincinnati													
at Wichita State													
ECU													
at Tulsa													
at Memphis													
USF													
at UCF													
Wichita State													

JAHILIL WHITE CAREER STATISTICS

YEAR	GP-GS	MIN-AVG.	FG-FGA	PCT	3P-3PA	PCT	FT-FTA	PCT	OFF	DEF	TOT	AVG	PF-FO	A	TO	BLK	ST	PTS	AVG
2020-21	0-0	0-0.0	0-0	.000	0-0	.000	0-0	.000	0	0	0	0.0	0-0	0	0	0	0	0	0.0
TOTAL	0-0	0-0.0	0-0	.000	0-0	.000	0-0	.000	0	0	0	0.0	0-0	0	0	0	0	0	0.0



#3

SAGE TOLBERT III

6-8 / 210 / JUNIOR / FORWARD

NEW ORLEANS, LA. / FORT BEND TRAVIS / SE MISSOURI STATE

OVERVIEW

2020-21: Currently sidelined as he recovers from knee surgery.

2019-20 (Southeast Missouri State): Started in all 31 games...Averaged 9.6 points and 7.0 rebounds a game...Second on the team in total points with 297...Posted a career-high 19 points and 17 rebounds at Eastern Kentucky (2/1)...Recorded five double-doubles...Shot 55 percent (104-of-189) from the field...Went 87-of-135 from the foul line (.644)...Dished 31 assists to lead the team and had 25 steals...Saw a career-high three steals at Austin Peay (1/2)...Led the team in blocks with 23...Averaged 10.1 points and 7.0 rebounds in OVC play.

2018-19 (Southeast Missouri State): Started 27 of 31 games as a freshman...Averaged 6.3 points and 5.0 rebounds a game...Ranked second on the team in rebounding...Shot 45.6 percent (72-of-158) from the field and 54.7 percent (47-of-86) at the free throw line...Ranked second on the team with 18 blocks...Dished out eight assists and had 15 steals...Rated 18th in the Ohio Valley Conference in rebounding...Made his first career start at Saint Louis (11/6)...Scored seven points, grabbed five rebounds and had a steal in 23 minutes against the Billikens...Finished with double digit rebounds for the first time in his career when he notched 10 vs. Chattanooga (11/17)...Scored 11 points at South Alabama (11/19)...Recorded his first career double-double with 11 points and 10 rebouhds vs. Western Illinois (12/1)...Had a season-high 11 boards at Mississippi Valley State (12/4)...Tallied seven or more rebounds a total of nine times...Scored a season-high 18 points the first time he came off the bench vs. SIU Edwardsville (1/24)...Led the team in rebounding a team-high 11 times...Averaged 6.3 points and 4.2 rebounds in Ohio Valley Conference play.

High School: Spent the 2017-18 season at Combine Academy in Charlotte, North Carolina...Was Combine Academy's top scorer and rebounder with 15.8 points and 8.4 rebounds per game in 38 starts...Also averaged 1.7 blocks...First-Team All-District selection at Fort Bend Travis High School in Richmond, Texas before he attended Combine Academy...Played two varsity seasons at Fort Bend Travis...Averaged 11.4 points and 7.4 rebounds as a senior in 2016-17...Played 24 games, averaging 6.1 points and 3.5 rebounds the previous year.

SEASON HIGHS			CAREER HIGHS		
	Opponent	Date		Opponent	Date
PTS			PTS	19	at Eastern Kentucky 2/1/20
REB			REB	17	at Eastern Kentucky 2/1/20
AST			AST	3	at Jacksonville St. 2/20/20
STL			STL	3	at Austin Peay 1/2/20
BLK			BLK	3	at Morehead State 1/30/20
MIN			MIN	36	Eastern Illinois 2/27/20

GAME-BY-GAME

Opponent	MIN	FG-A	3PT-A	FT-A	OR	DR	TR	F	A	TO	BL	S	PTS
vs. Virginia Tech (Canceled)													
at Villanova (Postponed)													
La Salle (Postponed)													
at Saint Joseph's (Postponed)													
NJIT													Did Not Play
at Houston													Did Not Play
SMU													Did Not Play
Memphis (Postponed)													
at SMU													Did Not Play
UCF													Did Not Play
at ECU (Postponed)													
at Tulane													Did Not Play
Cincinnati (Postponed)													
Houston													Did Not Play
Tulsa													Did Not Play
at USF (Postponed)													
Tulane													Did Not Play
Cincinnati													
at Wichita State													
ECU													
at Tulsa													
at Memphis													
USF													
at UCF													
Wichita State													

SAGE TOLBERT III CAREER STATISTICS

YEAR	GP-GS	MIN-AVG.	FG-FGA	PCT	3P-3PA	PCT	FT-FTA	PCT	OFF	DEF	TOT	AVG	PF-FO	A	TO	BLK	ST	PTS	AVG
2018-19*	30-26	613-20.4	71-153	.464	3-7	.429	46-84	.548	55	99	154	5.1	96-8	8	63	18	15	191	6.4
2019-20*	7-7	166-23.7	26-43	.605	0-1	.000	16-28	.571	17	31	48	6.9	22-0	6	13	0	6	68	9.7
2020-21	0-0	0-0.0	0-0	.000	0-0	.000	0-0	.000	0	0	0	0.0	0-0	0	0	0	0	0	0.0
TOTAL	37-33	779-21.1	97-196	.495	3-8	.375	62-112	.554	72	130	202	5.5	118-8	14	76	18	21	259	7.0

*at Southeast Missouri State



#4

J.P. MOORMAN II

6-7 / 210 / SENIOR / FORWARD**GREENSBORO, N.C. / GREENSBORO DAY SCHOOL**

OVERVIEW

2020-21: Named team captain for second straight season...Second on team (10th in AAC) in rebounding (6.2 rpg), fifth in scoring (7.7 ppg) and second in 3-point (13-37, .351) percentage...Second on team with 20 assists and seven steals...Tied career-high with 13 rebounds in win over UCF...Led Owls in scoring at #6/7 Houston (12 pts)...After not attempting a shot over first 34 minutes, scored 10 straight Temple points to seal 72-60 win over NJIT... Team SAAC Representative.

2019-20: Started 26 games...Averaged 5.8 ppg, 5.1 rpg (2nd on team) and 1.6 apg (4th on team)...Fourth on team with 26.8 minutes per game...Lone double double of season, 14 points, 10 rebounds, in win over ECU...Tallied 14 points and nine rebounds in loss to #5 Maryland...Also scored double figures (10 pts) vs. Houston...Scored five of his eight points in final minutes of come-from-behind win at UCF...Had nine points in Drexel win and seven rebounds in Morgan State and La Salle wins...Also nine points and season-high three steals vs. SJU...Missed Tulane and SMU games (hip injury)...Team co-captain...Team SAAC Representative.

2018-19: Played in all 33 games with 10 starts...Tied for fourth on the team with 5.9 points per game and ranked third with 4.2 rebounds per game...Led the Owls with 2.67 assist/turnover ratio...Career-high 20 points vs. Cincinnati (1/27) on 8-of-11 shooting, (3-5 3-point)...Recorded two double-doubles, making it three for career...Added 10 rebounds to 14 points at Memphis (2/26)...Career-high 13 rebounds to go with 12 points in OT win vs. USF (1/12)...Had a strong stat line in a win vs. #25 UCF (3/9) with 10 points, five rebounds, four assists and three steals...Career-high seven assists to nine rebounds and six points in a win vs. SMU (2/13) in his second career start...Made his first career start in the Owls' win vs. UConn (2/6)...Made both of his attempts from long range and finished with eight points off the bench in an OT win at Wichita State (1/6), playing a career-high 28 minutes...Had a breakout game in a win vs. Davidson (12/15), scoring 14 points while grabbing seven rebounds. Made back-to-back dunks during a crucial second-half run in the come-from-behind win.

2017-18: Saw action in 27 games, playing in the final 21...Averaged nine points and four rebounds over two AAC Championship games, playing 27 minutes vs. #11/14 Wichita State in the quarterfinals...Grabbed a game-high 10 rebounds in a win vs. UCF (2/25), becoming the first Temple freshman with multiple double-digit rebound efforts since Keith Butler in 2002-03...Scored 10 points off the bench vs. Houston (2/18), and led the Owls with five rebounds...Named the American Athletic Conference Rookie of the Week (2/12) after strong performances in wins vs. ECU and at USF...Notched his first career double-double, and the first points-rebounds double-double by a freshman since Lavoy Allen in 2008, when he added a season-high 12 rebounds to a season-high 11 points in a win vs. ECU (2/7)...Came up huge for the Owls in a 59-58 win vs. Tulsa (1/17), grabbing seven rebounds including an offensive board on Temple's final possession before assisting on Josh Brown's game-winning bucket...Also grabbed a career-high four steals in the Tulsa win...Had a big game off the

bench at Houston (12/30), scoring nine points in 19 minutes.

High School: Was named 2017 First Team All-State and HSXtra.com All-Area Player of the Year...Versatile forward who helped lead Greensboro Day to the NICSSA Class 3-A championship as a senior...Ability to play multiple positions enabled Greensboro Day to create mismatches...Helped Greensboro Day win two state championships in three seasons after transferring from Grimsley...Averaged 14.9 points and 7.5 rebounds as a senior leading team to a 34-4 record and to the semifinals of the Dick's Sporting Goods Nationals in New York City...Two-time NCISAA Class 3-A all-state...Three-time All-PACIS and co-conference player of the year.

SEASON HIGHS

		Opponent	Date
PTS	12	at Houston	12/22/20
REB	13	UCF	1/14/21
AST	4	at Tulane	1/16/21
STL	2	2x, last vs. UCF	1/14/21
BLK	1	3x, last at Tulane	1/16/21
MIN	36	UCF	1/14/21

CAREER HIGHS

		Opponent	Date
PTS	20	at Cincinnati	1/27/20
REB	13	2x, last vs UCF	1/14/21
AST	7	SMU	2/13/20
STL	4	2x, last at UConn	3/7/19
BLK	2	at Memphis	2/26/19
MIN	36	3x, last vs. UCF	1/14/21

GAME-BY-GAME

Opponent	MIN	FG-A	3PT-A	FT-A	OR	DR	TR	F	A	TO	BL	S	PTS
vs. Virginia Tech (Canceled)													
at Villanova (Postponed)													
La Salle (Postponed)													
at Saint Joseph's (Postponed)													
NJIT	24	3-4	3-4	1-2	0	4	4	4	3	2	0	2	10
at Houston	34	5-10	2-4	0-0	0	2	2	1	2	1	0	0	12
SMU	31	2-12	1-6	3-4	2	7	9	3	3	0	0	0	8
Memphis (Postponed)													
at SMU	29	3-9	1-6	2-3	1	7	8	2	2	2	1	1	9
UCF	36	2-4	1-2	0-1	0	13	13	3	3	3	1	2	5
at ECU (Postponed)													
at Tulane	26	2-6	2-3	0-0	1	8	9	2	4	0	1	0	6
Cincinnati (Postponed)													
Houston	30	2-5	1-4	0-0	1	3	4	3	3	0	0	1	5
Tulsa	30	2-7	1-4	0-0	1	6	7	4	0	0	0	1	5
at USF (Postponed)													
Tulane	20	3-6	1-4	2-2	0	0	0	3	1	2	0	1	9
Cincinnati													
at Wichita State													
ECU													
at Tulsa													
at Memphis													
USF													
at UCF													
Wichita State													

J.P. MOORMAN II CAREER STATISTICS

YEAR	GP-GS	MIN-AVG.	FG-FGA	PCT	3P-3PA	PCT	FT-FTA	PCT	OFF	DEF	TOT	AVG	PF-FO	A	TO	BLK	ST	PTS	AVG
2017-18	27-0	321-11.9	35-82	.427	13-39	.333	19-25	.760	25	65	90	3.3	46-1	19	16	4	17	102	3.8
2018-19	33-10	765-23.2	70-157	.446	34-83	.410	20-29	.690	32	106	138	4.2	82-2	2	21	9	23	194	5.9
2019-20	29-26	777-26.8	61-172	.355	25-85	.294	22-35	.629	33	116	149	5.1	71-2	47	28	8	15	169	5.8
2020-21	9-9	260-28.9	24-63	.381	13-37	.351	8-12	.667	6	50	56	6.2	25-0	21	10	3	8	69	7.7
TOTAL	98-45	2123-21.7	190-474	.401	85-244	.348	69-101	.683	96	337	433	4.4	224-5	143	75	25	63	534	5.4



#10

JAKE FORRESTER

6-9 | 225 | JUNIOR | FORWARD**HARRISBURG, PA. | WESTTOWN | INDIANA**

OVERVIEW

2020-21: Third on the team in scoring (10.0 ppg) and lead the team in rebounding (6.7 rpg/7th AAC)...Leads team and ranks third in AAC in field goal percentage (34-57, .596) ...Scored in double figures in each of last four games, making 22-of-29 field goal attempts (75.9%)...First double-double of the season (15 pts, 10 rebs) at Tulane...Made 6-7 field goals and grabbed team high eight rebounds to go along with game-high tying 15 points vs. #8 Houston... Grabbed a career high 12 rebounds against SMU...Named to AAC Honor Roll twice.

2019-20: Played in 26 games, 16 starts..Averaged 7.5 ppg, 3.8 rpg, 17.3 mpg. and led team with 53.3 field goal percentage...Tallied double figures in 10 games with career-high 17 points against Saint Joseph's on a perfect 8-of-8 from the field outing...Scored 14 points vs. Rider (7-9 FG) and SMU...First double-double of career vs. Penn, 11 points and career-high 11 rebounds...Missed Tulane game (groin)...Received an NCAA waiver to make him eligible for competition on Nov. 26.

2018-19 (at Indiana): Played in 56 minutes over 13 games, averaging 2.1 points and 1.3 rebounds while shooting 54.5 percent from the field... Scored a career-high eight points and added two rebounds and a steal in seven minutes of action against Central Arkansas.

High School: Ranked as the #127 recruit by Rivals and #131 by 247Sports as a high school senior at Westtown (Pa.) High...Scored 1,392 career points...Named to the American Family Insurance ALL-USA Pennsylvania Boys Basketball Second Team...Averaged 12.2 points and 9.0 rebounds per game while leading Westtown to a 23-10 record and its fifth straight Friends Schools League championship in 2017-18...Helped Westtown to a 32-2 record in his junior year and a Pennsylvania Independent Schools Athletic Association (PAISAA) championship while earning first team all-conference accolades.

SEASON HIGHS

		Opponent	Date
PTS	15	3x, last vs. Tulane	1/31/21
REB	12	SMU	12/30/20
AST	1	2x, last at Tulane	1/16/21
STL			
BLK	1	3x, last at Tulane	1/14/21
MIN	32	Houston	1/23/21

CAREER HIGHS

		Opponent	Date
PTS	17	Saint Joseph's	12/10/19
REB	12	SMU	12/30/20
AST	1	10x, last at Tulane	1/16/21
STL	2	2x, last at UCF	12/31/19
BLK	2	2x, last at USF	3/1/20
MIN	32	Houston	1/23/21

GAME-BY-GAME

Opponent	MIN	FG-A	3PT-A	FT-A	OR	DR	TR	F	A	TO	BL	S	PTS
vs. Virginia Tech (Canceled)													
at Villanova (Postponed)													
La Salle (Postponed)													
at Saint Joseph's (Postponed)													
NJIT	11	3-5	0-0	2-2	1	1	2	4	0	1	0	0	8
at Houston	15	2-4	0-0	4-5	1	1	2	4	0	3	0	0	8
SMU	23	3-9	0-0	1-2	6	6	12	4	1	3	1	0	7
Memphis (Postponed)													
at SMU	17	2-4	0-0	2-4	2	4	6	3	0	1	0	0	6
UCF	27	2-6	0-0	2-3	3	2	5	4	0	2	0	0	6
at ECU (Postponed)													
at Tulane	27	5-6	0-0	5-9	3	7	10	1	1	2	0	0	15
Cincinnati (Postponed)													
Houston	32	6-7	0-0	3-6	3	5	8	2	0	2	0	0	15
Tulsa	16	5-6	0-0	0-0	1	5	6	5	0	2	0	0	10
at USF (Postponed)													
Tulane	24	6-10	0-0	3-5	2	7	9	2	0	3	0	0	15
Cincinnati													
at Wichita State													
ECU													
at Tulsa													
at Memphis													
USF													
at UCF													
Wichita State													

JAKE FORRESTER CAREER STATISTICS

YEAR	GP-GS	MIN-AVG.	FG-FGA	PCT	3P-3PA	PCT	FT-FTA	PCT	OFF	DEF	TOT	AVG	PF-FO	A	TO	BLK	ST	PTS	AVG
2018-19*	13-0	56-4.3	12-22	.545	0-0	.000	3-9	.333	6	11	17	1.3	15-1	0	5	4	1	27	2.1
2019-20	26-16	450-17.3	80-150	.533	0-0	.000	34-69	.493	29	70	99	3.8	69-0	8	40	10	5	194	7.5
2020-21	9-9	192-21.3	34-57	.596	0-0	.000	22-36	.611	22	38	60	6.7	29-1	2	19	1	0	90	10.0
TOTAL	48-25	698-14.5	126-229	.550	0-0	.000	59-114	.518	57	119	176	3.7	113-2	10	64	15	6	311	6.5

*at Indiana



#11 NICK JOURDAIN

6-8 / 205 / FRESHMAN / FORWARD

CLIFTON, N.J. / IMMACULATE CONCEPTION/COVENANT COLLEGE PREP

OVERVIEW

2020-21: Played in six games, averaging 5.0 mpg...Season high 12 minutes against NJIT, scoring two points and grabbing three rebounds... Scored two points in loss to Tulane (1/31).

High School: Earned all-tournament accolades at the National Prep School Invitational, averaging 19 points, 11 rebounds, three steals and three blocks per game in his one season at Covenant...Also played at Immaculate Conception High in Montclair, N.J.

SEASON HIGHS					CAREER HIGHS								
		Opponent		Date			Opponent		Date				
PTS	2	2x, last vs. Tulane		1/31/21	PTS	2	2x, last vs. Tulane		1/31/21				
REB	3	NJIT		12/19/20	REB	3	NJIT		12/19/20				
AST					AST								
STL					STL								
BLK	2	NJIT		12/19/20	BLK	2	NJIT		12/19/20				
MIN	12	NJIT		12/9/20	MIN	12	NJIT		12/9/20				
GAME-BY-GAME													
Opponent	MIN	FG-A	3PT-A	FT-A	OR	DR	TR	F	A	TO	BL	S	PTS
vs. Virginia Tech (Canceled)													
at Villanova (Postponed)													
La Salle (Postponed)													
at Saint Joseph's (Postponed)													
NJIT	12	1-1	0-0	0-0	2	1	3	2	0	1	2	0	2
at Houston	6	0-1	0-0	1-3	0	2	2	0	0	0	1	0	1
SMU	0+	0-0	0-0	0-0	0	0	0	0	0	0	0	0	0
Memphis (Postponed)													
at SMU	3	0-0	0-0	0-0	0	0	0	0	0	0	0	0	0
UCF													
at ECU (Postponed)													
at Tulane													
Cincinnati (Postponed)													
Houston	3	0-0	0-0	0-0	0	0	0	0	0	0	0	0	0
Tulsa													
at USF (Postponed)													
Tulane	6	1-2	0-0	0-0	1	0	1	0	0	0	0	0	2
Cincinnati													
at Wichita State													
ECU													
at Tulsa													
at Memphis													
USF													
at UCF													
Wichita State													

NICK JOURDAIN CAREER STATISTICS

YEAR	GP-GS	MIN-AVG.	FG-FGA	PCT	3P-3PA	PCT	FT-FTA	PCT	OFF	DEF	TOT	AVG	PF-FO	A	TO	BLK	ST	PTS	AVG
2020-21	6-0	30-5.0	2-4	.500	0-0	.000	1-3	.333	3	3	6	1.0	2-0	0	1	3	0	5	0.8
TOTAL	6-0	30-5.0	2-4	.500	0-0	.000	1-3	.333	3	3	6	1.0	2-0	0	1	3	0	5	0.8



#13 TAI STRICKLAND

6-2 / 180 / R-SOPHOMORE / GUARD

TAMPA, FLA. / ST. PETERSBURG / WISCONSIN

OVERVIEW

2020-21: Played in five games, averaging 12.8 minutes per game..Scored six points in 15 minutes of work in his Temple debut vs. NJIT...Had successful surgery on his right shoulder on Aug. 27.

2019-20: Redshirt year...Did play with the Owls in the team's Bahamas Trip (Aug. 2019), where he tied for team-high honors with 13 points in a win over an IBA Select team (8/5).

2018-19 (at Wisconsin): Played sparingly in his one season with the Badgers, averaging 1.8 points per game while playing just 50 minutes...Best game was a 14-point, six-assist effort against Savannah State on Dec. 13.

High School: Transferred to St. Petersburg for his senior year after starting for two seasons at Tampa Catholic...At St. Petersburg, he averaged 17.0 points, 7.0 rebounds, 3.0 assists and 2.0 steals per game, helping the Green Devils to a record of 24-6...Led his high school teams to three state semifinals...Named first-team All-Pinellas County and earned Team Defensive Player of the Year honors in 2017-18.

Personal: Father, Rod, was a first-team All-American at DePaul (1985-88) and spent 17 seasons playing in the NBA for nine teams from 1988 to 2005...Rod and Temple head coach Aaron McKie played two seasons together for the Portland Trailblazers (1994-96).

SEASON HIGHS					CAREER HIGHS				
		Opponent		Date			Opponent		Date
PTS	6	NJIT		12/19/20	PTS	14	Savannah St.		12/13/18
REB	2	2x, last Houston		12/22/20	REB	3	Grambling		12/22/18
AST	1	NJIT		12/19/20	AST	6	Savannah St.		12/13/18
STL	1	2x, last vs. SMU		12/30/19	STL	2	Savannah St.		12/13/18
BLK					BLK				
MIN	22	SMU		12/30/20	MIN	22	SMU		12/30/20

GAME-BY-GAME

Opponent	MIN	FG-A	3PT-A	FT-A	OR	DR	TR	F	A	TO	BL	S	PTS
vs. Virginia Tech (Canceled)													
at Villanova (Postponed)													
La Salle (Postponed)													
at Saint Joseph's (Postponed)													
NJIT	15	1-5	0-3	4-5	0	2	2	0	1	1	0	0	6
at Houston	17	0-5	0-1	1-2	0	2	2	1	0	1	0	1	1
SMU	22	0-3	0-1	2-4	0	1	1	1	0	1	0	1	2
Memphis (Postponed)													
at SMU	7	1-1	0-0	1-2	1	0	1	0	0	0	0	0	3
UCF	3	0-1	0-0	0-0	1	0	1	0	0	0	0	0	0
at ECU (Postponed)													
at Tulane													Did Not Play
Cincinnati (Postponed)													
Houston													Did Not Play
Tulsa													Did Not Play
at USF (Postponed)													
Tulane													Did Not Play
Cincinnati													
at Wichita State													
ECU													
at Tulsa													
at Memphis													
USF													
at UCF													
Wichita State													

TAI STRICKLAND CAREER STATISTICS

YEAR	GP-GS	MIN-AVG.	FG-FGA	PCT	3P-3PA	PCT	FT-FTA	PCT	OFF DEF	TOT	AVG	PF-FO	A	TO	BLK	ST	PTS	AVG
2018-19*	16-0	50-3.1	9-23	.391	4-8	.500	6-8	.750	1 4	5	0.3	5-0	7	5	0	2	28	1.8
2020-21	5-0	64-12.8	2-15	.133	0-5	.000	8-13	.615	2 5	7	1.4	2-0	1	3	0	2	12	2.4
TOTAL	21-0	114-5.4	11-38	.289	4-13	.308	14-21	.667	3 9	12	0.6	7-0	8	8	0	4	40	1.9

*at Wisconsin



#14 ARASHMA PARKS

6-9 / 230 / R-SOPHOMORE / FORWARD
CLEVELAND, OHIO / PHELPS SCHOOL

OVERVIEW

2020-21: Played in six games, averaging 6.7 minutes, 0.7 points and 1.8 rebounds off the bench.

2019-20: Played in 22 games, with lone start against Tulane...Career-high 10 points (4-7 FG) in 13 minutes in win over Saint Joseph's...Tallied nine points in career-high 20 minutes vs. ECU...Scored his first career points (7 pts) in Cherry and White at La Salle, where he went 3-of-5 from the field...Recorded five offensive rebounds and one block against the Explorers while playing 12 minutes...Averaged 2.6 ppg, 2.4 rpg, 9.2 minutes...Injured right shoulder in SMU game (2/8), missing seven games.

2018-19: Had successful surgery on his right shoulder on Oct. 10 after suffering a shoulder injury at practice on Sept. 29...Took a medical redshirt year...Named to Temple's Athletic Director's Honor Roll for having a GPA of 3.0 or above.

High School: Averaged 11.6 points, 9.2 rebounds and 1.3 blocks as a senior at the Phelps School in Malvern, Pa...Also shot 56 percent from the field, helping his team to a 21-12 record...Prior to transferring to the Phelps School, he played for Springfield (Mass.) Commonwealth Academy from 2014-17.

Personal: Brother of Omari Spellman, BIG EAST Freshman of the Year who helped lead Villanova to the 2018 NCAA National Championship before getting drafted into the NBA by the Atlanta Hawks.

SEASON HIGHS

		Opponent	Date
PTS	2	2x, last at Houston	12/22/20
REB	3	4x, last vs. Houston	1/23/23
AST	1	SMU	12/20/20
STL			
BLK	1	Houston	1/23/21
MIN	10	NJIT	12/19/20

CAREER HIGHS

		Opponent	Date
PTS	10	Saint Joseph's	12/10/19
REB	5	3x, last -Wichita St.	1/15/20
AST	1	2x, last vs. SMU	12/30/20
STL	2	SMU	2/8/20
BLK	1	2x, last vs. La Salle	1/23/21
MIN	20	ECU	2/1/20

GAME-BY-GAME

Opponent	MIN	FG-A	3PT-A	FT-A	OR	DR	TR	F	A	TO	BL	S	PTS
vs. Virginia Tech (Canceled)													
at Villanova (Postponed)													
La Salle (Postponed)													
at Saint Joseph's (Postponed)													
NJIT	10	1-2	0-0	0-0	1	2	3	4	0	2	0	0	2
at Houston	6	1-5	0-0	0-0	2	1	3	1	0	1	0	0	2
SMU	7	0-1	0-0	0-0	1	0	1	0	1	0	0	0	0
Memphis (Postponed)													
at SMU	2	0-1	0-0	0-2	0	0	0	1	0	0	0	0	0
UCF				Did Not Play									
at ECU (Postponed)													
at Tulane				Did Not Play									
Cincinnati (Postponed)													
Houston	7	0-1	0-0	0-0	1	2	3	3	0	1	1	0	0
Tulsa	8	0-0	0-0	0-0	0	1	1	1	0	1	0	0	0
at USF (Postponed)													
Tulane				Did Not Play									
Cincinnati													
at Wichita State													
ECU													
at Tulsa													
at Memphis													
USF													
at UCF													
Wichita State													

ARASHMA PARKS CAREER STATISTICS

YEAR	GP-GS	MIN-AVG.	FG-FGA	PCT	3P-3PA	PCT	FT-FTA	PCT	OFF	DEF	TOT	AVG	PF-FO	A	TO	BLK	ST	PTS	AVG
2019-20	22-1	202-9.2	21-44	.477	0-0	.000	14-26	.538	28	25	53	2.4	45-2	3	17	1	4	56	2.5
2020-21	6-0	40-6.7	2-10	.200	0-0	.000	0-2	.000	5	6	11	1.8	10-0	1	5	1	0	4	0.7
TOTAL	28-1	242-8.6	23-54	.426	0-0	.000	14-28	.500	33	31	64	2.3	55-2	4	22	2	4	60	2.1



#15 BRENDAN BARRY

6-2 / 180 / GRADUATE / GUARD

FAIR HAVEN, N.J. / RUMSON-FAIR / DARTMOUTH

OVERVIEW

2020-21: Averaging 28.3 minutes per game coming off the bench which ranks second in NCAA Division I reserves that have not started a game... Tied for sixth on team in scoring (7.6 ppg) and ranks second in AAC in three-point percentage (20-42, .476) ranks seventh in AAC in three-pointers made per game (2.2)...Season high 17 points in each game against SMU...Scored nine points (3-4 3-pt) at #6/7 Houston...Joined team on Dec. 17, two days before opener against NJIT

2019-20 (Dartmouth): Sat out the season with an injury.

2018-19 (Dartmouth): Selected as the A.D. "Dolly" Stark Award winner as the Big Green's MVP...led the Ivy League in minutes played (35:31), assist-to-turnover ratio (2.20) and 3-point percentage (.445), the last of which ranked 10th nationally...had at least one triple in all but three games...scored in double figures in 20 of the 30 contests, topping 20 points five times...dropped 26 points with a career-best eight triples (in just 10 attempts) in the season-opening blowout over Newbury...recorded 100th career 3-pointer in the first game of the Belfast Classic, becoming the 17th player in Dartmouth history to hit the milestone...exploded for a career-high 31 points with eight trifectas in the 78-68 win over Boston University...dished out a season-high seven assists to go with three swipes at Penn in a career-high 45 minutes...matched his career high with 10 field goals when scoring a game-high 26 points at Princeton...swiped a personal-best four steals at Brown...popped four treys while scoring 17 points in the 77-76 overtime loss to Princeton on March 1.

2017-18 (Dartmouth): Finished the year second in the Ivy League with 105 assists, becoming the first Dartmouth player with more than 100 in a season in 16 years...led the conference in assist-to-turnover ratio (2.6) and ranked second in minutes per game (35.0)...led the Big Green with 53 3-pointers...set a career-high with seven rebounds against Emerson...led the Big Green to a 75-58 win at Bryant with a personal-best 25 points on 8-of-13 shooting with a career-high five triples...dished out six dimes in a 16-point win over Princeton...his 14 points in the penultimate game was a season high in Ivy play, helping the Green defeat Columbia, 80-78.

2016-17 (Dartmouth): Fourth on the team in scoring and steals, third in assists and was the most accurate outside shooter at 45.5 percent... hit double figures for the first of three times with 14 points in the first Big Green win of the year at LIU Brooklyn, 82-68, thanks to two trifectas and an 8-of-9 performance at the foul line...popped a season-high three 3-pointers while scoring 12 against Harvard in Hanover...added 10 more in Cambridge to go with six assists and four rebounds, both personal bests... with nine more points at Columbia, ended a five-game stretch of drilling 9-of-14 3-point attempts...swished a pair of treys, dished out six helpers and swiped the ball twice in the 80-79 overtime win over Columbia...provided eight essential points on 3-of-4 shooting and 2-of-3 from long range to help complete the season sweep of Penn in a 76-74 triumph at the

Palestra.

High School: Set career scoring record at Rumson-Fair Haven with 1,812 points as a four-year letterwinner and two-year captain for Coach Chris Champeau...also produced 431 assists, 306 rebounds, 277 three-pointers and 258 steals, and as a senior earned first-team all-state honors from USA Today while averaging 25.7 points, 4.3 assists and 2.1 steals per game...2016 Gatorade Player of the Year Nominee and McDonald's All-America Nominee...set school's single-game scoring record with 50 points...named the Asbury Park Press Player of the Year as a junior, helping his team post a record of 24-5 and a Shore Conference Tournament championship.

SEASON HIGHS

	Opponent	Date
PTS 17	2x, last at SMU	1/11/21
REB 5	NJIT	12/19/20
AST 3	2x, last at Tulane	1/16/21
STL 1	3x, last vs. Tulane	1/31/21
BLK		
MIN 34	SMU	12/30/20

CAREER HIGHS

	Opponent	Date
PTS 31	Boston	12/13/18
REB 8	Quinnipiac	12/5/18
AST 12	at Notre Dame	12/19/17
STL 4	at Brown	2/23/19
BLK 1	14x, last vs. Princeton	3/1/19
MIN 45	at Penn	2/15/19

GAME-BY-GAME

Opponent	MIN	FG-A	3PT-A	FT-A	OR	DR	TR	F	A	TO	BL	S	PTS
vs. Virginia Tech (Canceled)													
at Villanova (Postponed)													
La Salle (Postponed)													
at Saint Joseph's (Postponed)													
NJIT	25	1-4	1-4	0-0	0	5	5	3	2	0	0	1	3
at Houston	32	3-6	3-4	0-0	0	2	2	1	3	2	0	0	9
SMU	30	6-11	5-10	0-0	1	3	4	2	2	0	0	0	17
Memphis (Postponed)													
at SMU	33	5-8	5-7	2-2	0	1	1	0	0	1	0	1	17
UCF	30	2-4	2-4	0-0	0	2	2	1	3	2	0	0	6
at ECU (Postponed)													
at Tulane	28	2-5	2-4	0-0	0	2	2	1	3	2	0	1	6
Cincinnati (Postponed)													
Houston	23	1-4	0-2	0-0	0	2	2	0	1	1	0	0	2
Tulsa	27	1-4	1-4	0-0	0	2	2	0	0	0	0	0	3
at USF (Postponed)													
Tulane	23	2-4	1-3	0-0	0	1	1	1	1	0	0	1	5
Cincinnati													
at Wichita State													
ECU													
at Tulsa													
at Memphis													
USF													
at UCF													
Wichita State													

BRENDAN BARRY CAREER STATISTICS

YEAR	GP-GS	MIN-AVG.	FG-FGA	PCT	3P-3PA	PCT	FT-FTA	PCT	OFF	DEF	TOT	AVG	PF-FO	A	TO	BLK	ST	PTS	AVG
2016-17*	24-0	437-18.2	41-89	.461	25-55	.455	27-34	.794	2	33	35	1.5	36-1	42	17	3	15	134	5.6
2017-18*	27-26	944-35.0	87-204	.426	53-120	.442	38-44	.864	7	62	69	2.6	48-0	105	41	3	19	265	9.8
2018-19*	30-30	1067-35.6	136-292	.466	81-182	.445	43-50	.860	7	89	96	3.2	45-1	97	44	8	36	396	13.2
2020-21	9-0	255-28.3	23-50	.460	20-42	.476	2-2	1.000	1	20	21	2.3	9-0	15	8	0	4	68	7.6
TOTAL	88-56	2703-30.7	287-634	.453	179-399	.449	110-130	.846	17	204	221	2.5	138-2	259	103	14	74	863	9.8

*at Dartmouth



#21 COLIN DALY

6-4 | 185 | SENIOR | GUARD

HAVERTOWN, PA. | ARCHBISHOP CARROLL | WEST CHESTER

OVERVIEW

2020-21: Has yet to play.

2019-20 (at West Chester): Made three starts in 27 total appearances... averaged 4.3 points and 1.6 rebounds in 302 total minutes... notched 25 assists and 16 steals... shot 45% (37-of-83) from the field and 44% (24-of-54) from beyond the arc... scored a career-high 16 points against Mansfield (2/1)... earned a career-high seven rebounds versus Edinboro (1/6).

2018-19 (at West Chester): Made four starts in 29 total appearances ... averaged 5.7 points and 1.9 rebounds in 399 total minutes ...notched 28 assists and 16 steals ... shot 39% (54-of-137) from the field and 35% (40-of-115) from beyond the arc ... his 40 made three-pointers were the second most on the team ... scored a career-high 14 points against Lock Haven (2/21) without missing a shot (5-for-5) ... ripped down a career-high six boards versus Chestnut Hill (11/15) ... dished out five assists against both Wilmington (11/24) and Kutztown (12-29) ... swiped a season-best three steals in a win over Bowie State (11/20).

2017-18 (at West Chester): Played in 15 games ... averaged 1.3 points and 0.6 rebounds per game ... handed out six assists and logged 10 steals in 80 total minutes ... scored a career-high eight points on 3-of-6 shooting from the field against Mansfield (2/8) ... grabbed a career high five rebounds versus Mansfield (2/8).

SEASON HIGHS			CAREER HIGHS		
	Opponent	Date		Opponent	Date
PTS			PTS 16	Mansfield	2/1/20
REB			REB 7	at Edinboro	1/6/20
AST			AST 5	at Kutztown	12/29/18
STL			STL 3	Mansfield	2/1/20
BLK			BLK 1	at Shippensburg	2/5/20
MIN			MIN 32	Bowie State	11/20/18

GAME-BY-GAME

Opponent	MIN	FG-A	3PT-A	FT-A	OR	DR	TR	F	A	TO	BL	S	PTS
vs. Virginia Tech (Canceled)													
at Villanova (Postponed)													
La Salle (Postponed)													
at Saint Joseph's (Postponed)													
NJIT													
at Houston													
SMU													
Memphis (Postponed)													
at SMU													
UCF													
at ECU (Postponed)													
at Tulane													
Cincinnati (Postponed)													
Houston													
Tulsa													
at USF (Postponed)													
Tulane													
Cincinnati													
at Wichita State													
ECU													
at Tulsa													
at Memphis													
USF													
at UCF													
Wichita State													

COLIN DALY CAREER STATISTICS

YEAR	GP-GS	MIN-AVG.	FG-FGA	PCT	3P-3PA	PCT	FT-FTA	PCT	OFF	DEF	TOT	AVG	PF-FO	A	TO	BLK	ST	PTS	AVG
2017-18*	15-0	80-5.3	9-27	.333	6-24	.250	2-3	.667	5	8	13	0.9	3-0	5	1	0	2	26	1.7
2018-19*	30-5	404-13.5	55-137	.401	38-112	.339	14-17	.824	23	33	56	1.9	26-0	29	16	2	16	162	5.4
2019-20*	26-3	302-11.6	37-83	.446	24-54	.444	19-21	.905	19	25	44	1.7	10-0	25	17	1	16	117	4.5
2020-21	0-0	0-0.0	0-0	.000	0-0	.000	0-0	.000	0	0	0	0.0	0-0	0	0	0	0	0	0.0
TOTAL	71-8	786-11.1	101-247	.409	68-190	.358	35-41	.854	47	66	113	1.6	39-0	59	34	3	33	305	4.3

*at West Chester



#22 DE'VONDRE PERRY

6-7 / 220 / SENIOR / FORWARD

BALTIMORE, MD / POLYTECHNIC INSTITUTE

OVERVIEW

2020-21: Named team co-captain...Fourth on team in scoring (8.3 ppg) and rebounding (5.0 rpg)...Has 15 offensive boards, second on team... Leads squad with four blocked shots...Recorded his first career double-double, 12 points and career-high 14 rebounds in win over NJIT... Scored double figures in four games, with season high 17 points against Tulsa..

2019-20: One of top reserves for Owls, playing in 25 games and averaging 17.6 mpg, second among non-starters...Ranked sixth on the team in scoring (6.2 ppg)...Led Temple and second in AAC in 3-point percentage (26-63, .413)...Third on team with 12 blocks and second in field goal percentage (48-100, .480)...Career-high 18 points vs. Miami (6-8 FG, 4-6 3pt)... One of only two Owls to score double figures (11 pts) in come-from-behind win at UCF...Tallied 12 points in wins over USC and Morgan State...Missed six games with toe injury.

2018-19: Played in all 33 games, making 20 starts as a sophomore...Tied for sixth on the team with 4.1 points per game...Grabbed a career-high nine rebounds at Memphis (2/26), also scoring seven points and dishing three assists...Made 3-of-3 from the field and 3-of-4 free throws to finish with 10 points in a win vs. Memphis while also tying his career high of four steals and dishing three assists...Tied his season high with 11 points and pulled down seven boards while playing a career-high 38 minutes in a win vs. Davidson (12/15)...Scored 11 points on 4-of-5 shooting at Missouri (11/27)...Had a strong stat line in a win vs. Detroit Mercy (11/9), adding a career-high six assists and a career-high four steals to six points and five rebounds...Pulled down seven rebounds in the Owls' season-opening win vs. La Salle (11/6)...Named to Temple's President's Honor Roll for having a GPA of 3.5 or above...Recipient of the Philadelphia Big 5's Scholar Athlete Award.

2017-18: Played in 31 games with one start...Missed the UCF game (2/25) due to an ankle injury and the Houston game (12/30) due to back soreness...Came off the bench for a career-high 15 points at #19/18 Wichita State (2/15), hitting 5-of-7 field goals, all from long range...Made his first career start in a win vs. ECU (2/7)...Hit 2-of-3 field goals and 1-of-1 at the line for six points in 14 minutes in a win at Tulane (2/4)...Made three dunks in a row in the first half of a win vs. Tulsa (1/17), finishing with six points... Grabbed a season-high five rebounds and tied his season-high with two blocks in 14 minutes of action vs. #19/20 Cincinnati (1/4)...Scored nine points on 3-of-6 shooting in a win vs. Saint Joseph's (12/9), playing for a season-high 21 minutes...Came off the bench for seven points at La Salle, hitting 2-of-3 field goals...Named to Temple's Athletic Director's Honor Roll for having a GPA of 3.0 or above.

High School: Two-Time First Team All-State and All-Metro selection...Second Team USA Today All-USA Maryland selection as a senior...Led Poly to the 3A state title, the first in school history...Averaged 19.9 points, 9.1 rebounds, 4.5 assists, and 2.8 blocks per game...In the state semifinal and

final, he exploded, averaging 28 points, 12.5 rebounds, 4.5 assists and three blocks in what is regarded as one of the most impressive individual performances in the state tournament's history...Averaged 20.4 points, 12 rebounds and 5.1 assists as a junior, leading his team to its first Baltimore City Division I boys basketball championship.

SEASON HIGHS

		Opponent	Date
PTS	17	Tulsa	1/26/21
REB	14	NJIT	12/19/20
AST	3	at Tulane	1/16/21
STL	2	2x, last vs. Tulane	1/31/21
BLK	1	5x, last vs. Tulane	1/31/21
MIN	32	NJIT	12/19/20

CAREER HIGHS

		Opponent	Date
PTS	18	vs. Miami	12/17/19
REB	14	NJIT	12/19/20
AST	6	vs. Detroit Mercy	11/9/18
STL	4	Memphis	1/24/19
BLK	2	5x, last vs. Wichita State	1/15/20
MIN	38	vs. Davidson	12/15/18

GAME-BY-GAME

Opponent	MIN	FG-A	3PT-A	FT-A	OR	DR	TR	F	A	TO	BL	S	PTS
vs. Virginia Tech (Canceled)													
at Villanova (Postponed)													
La Salle (Postponed)													
at Saint Joseph's (Postponed)													
NJIT	32	4-13	1-5	3-4	4	10	14	1	1	2	1	0	12
at Houston	24	0-3	0-1	2-3	5	3	8	2	0	1	1	0	2
SMU	26	4-11	1-7	0-0	2	2	4	1	0	1	1	2	9
Memphis (Postponed)													
at SMU	27	3-6	1-2	0-0	1	4	5	5	1	1	0	1	7
UCF	27	4-10	2-6	0-1	0	3	3	0	1	0	1	1	10
at ECU (Postponed)													
at Tulane	29	4-8	2-6	0-1	2	5	7	2	3	3	0	0	10
Cincinnati (Postponed)													
Houston	10	0-2	0-0	0-0	0	0	0	0	1	1	0	0	0
Tulsa	27	6-7	1-1	4-6	1	2	3	3	0	1	0	0	17
at USF (Postponed)													
Tulane	27	3-7	2-6	0-0	0	1	1	2	1	1	1	2	8
at Cincinnati													
at Wichita State													
ECU													
at Tulsa													
at Memphis													
USF													
at UCF													
Wichita State													

DE'VONDRE PERRY CAREER STATISTICS

YEAR	GP-GS	MIN-AVG.	FG-FGA	PCT	3P-3PA	PCT	FT-FTA	PCT	OFF	DEF	TOT	AVG	PF-FO	A	TO	BLK	ST	PTS	AVG
2017-18	31-1	367-11.8	34-87	.391	14-50	.280	12-19	.632	14	42	56	1.8	69-3	13	16	12	13	94	3.0
2018-19	33-20	643-19.5	44-120	.367	20-70	.286	28-37	.757	22	82	104	3.2	77-0	34	32	12	29	136	4.1
2019-20	25-0	441-17.6	55-114	.482	26-63	.413	18-21	.857	22	45	67	2.7	51-0	13	24	12	15	154	6.2
2020-21	9-9	229-25.4	28-67	.418	10-34	.294	9-15	.600	15	30	45	5.0	16-1	8	11	5	6	75	8.3
TOTAL	98-30	1680-17.1	161-388	.415	70-217	.323	67-92	.728	73	199	272	2.8	213-4	68	83	41	63	459	4.7



#23

QUINCY ADEMOKOYA

6-6 / 185 / FRESHMAN / GUARD
BLOOMINGTON, ILL. / NORCROSS

OVERVIEW

2020-21: Played in eight games...More than doubled his minute total from first three contests, playing 24 minutes at SMU, scoring five points, dishing two assists and making one steal...Followed that with three points and three rebounds in 11 minutes of action against UCF...Has hit a three-point-er in each of last two games.

High School: Had a strong summer in the EYBL with the Georgia Stars prior to his senior year...Averaged 15.3 points and 5.3 rebounds in helping his previous team, Dacula High, reach the 2019 Georgia State playoffs...Shot 45 percent from the field (153-of-338) and 38 percent from three (63-of-165)...Also played for the Chicago-based Nike Elite Youth League AAU team Meanstreets.

SEASON HIGHS				CAREER HIGHS									
Opponent			Date	Opponent			Date						
PTS	5	at SMU	1/11/21	PTS	5	at SMU	1/11/21						
REB	3	vs UCF	1/14/21	REB	3	vs UCF	1/14/21						
AST	2	at SMU	1/11/21	AST	2	at SMU	1/11/21						
STL	1	at SMU	1/11/21	STL	1	at SMU	1/11/21						
BLK				BLK									
MIN	24	at SMU	1/11/21	MIN	24	at SMU	1/11/21						
GAME-BY-GAME													
Opponent	MIN	FG-A	3PT-A	FT-A	OR	DR	TR	F	A	TO	BL	S	PTS
vs. Virginia Tech (Canceled)													
at Villanova (Postponed)													
La Salle (Postponed)													
at Saint Joseph's (Postponed)													
NJIT	2	0-0	0-0	0-0	0	0	0	0	0	0	0	0	0
at Houston	3	0-0	0-0	0-0	0	0	0	0	0	0	0	0	0
SMU	4	0-1	0-1	0-0	0	0	0	0	0	0	0	0	0
Memphis (Postponed)													
at SMU	24	2-6	1-4	0-0	1	0	1	1	2	0	0	1	5
UCF	11	1-5	1-5	0-0	2	1	3	0	1	1	0	0	3
at ECU (Postponed)													
at Tulane	4	0-2	0-2	0-0	0	0	0	0	0	0	0	0	0
Cincinnati (Postponed)													
Houston	2	1-1	1-1	0-0	0	0	0	0	0	0	0	0	3
Tulsa	6	1-2	1-2	0-0	0	1	1	0	0	0	0	0	3
at USF (Postponed)													
Tulane				Did Not Play									
Cincinnati													
at Wichita State													
ECU													
at Tulsa													
at Memphis													
USF													
at UCF													
Wichita State													

QUINCY ADEMOKOYA CAREER STATISTICS

YEAR	GP-GS	MIN-AVG.	FG-FGA	PCT	3P-3PA	PCT	FT-FTA	PCT	OFF	DEF	TOT	AVG	PF-FO	A	TO	BLK	ST	PTS	AVG
2020-21	7-0	50-71	4-15	.267	3-13	.231	0-0	.000	3	1	4	0.6	1-0	3	1	0	1	11	1.6
TOTAL	7-0	50-71	4-15	.267	3-13	.231	0-0	.000	3	1	4	0.6	1-0	3	1	0	1	11	1.6



#24 TIM WADDINGTON

6-5 / 195 / R-SENIOR / FORWARD

WARRINGTON, PA. / CENTRAL BUCKS SOUTH

OVERVIEW

2020-21: Has yet to play.

2019-20: Played in two games, Saint Joseph's and Tulsa...Scored one point in three minutes in SJU win...Played in final minute of regular season home finale against Tulsa, making one of two free throws and adding a rebound.

2018-19: Joined the team as a walk-on after two seasons as a manager...Saw his first game action in the final minute of the Owls' win at Drexel (12/22)...Scored his first career points at Tulsa (2/9), going 2-of-2 at the line...Played in three games overall...Named to Temple's President's Honor Roll for having a GPA of 3.5 or above.

High School: Three-year letterwinner at Central Bucks South...Earned First Team all-conference honors while serving as team captain...Third Team all-conference as a junior...Led Central Bucks South in scoring as a junior (10 ppg) and senior (15.4 ppg, 89% FT).

SEASON HIGHS			CAREER HIGHS		
	Opponent	Date		Opponent	Date
PTS			PTS 1	x2, last vs. Tulsa	3/4/20
REB			REB 1	Tulsa	3/4/20
AST			AST		
STL			STL		
BLK			BLK		
MIN			MIN 3	Saint Joseph's	12/10/19

GAME-BY-GAME

Opponent	MIN	FG-A	3PT-A	FT-A	OR	DR	TR	F	A	TO	BL	S	PTS
vs. Virginia Tech (Canceled)													
at Villanova (Postponed)													
La Salle (Postponed)													
at Saint Joseph's (Postponed)													
NJIT													Did Not Play
at Houston													Did Not Play
SMU													Did Not Play
Memphis (Postponed)													
at SMU													Did Not Play
UCF													Did Not Play
at ECU (Postponed)													
at Tulane													Did Not Play
Cincinnati (Postponed)													
Houston													Did Not Play
Tulsa													Did Not Play
at USF (Postponed)													
Tulane													Did Not Play
Cincinnati													
at Wichita State													
ECU													
at Tulsa													
at Memphis													
USF													
at UCF													
Wichita State													

TIM WADDINGTON CAREER STATISTICS

YEAR	GP-GS	MIN-AVG.	FG-FGA	PCT	3P-3PA	PCT	FT-FTA	PCT	OFF	DEF	TOT	AVG	PF-FO	A	TO	BLK	ST	PTS	AVG
2018-19	3-0	2-0.7	0-0	.000	0-0	.000	2-2	1.000	0	0	0	0	0-0	0	0	0	0	2	0.7
2019-20	2-0	3-1.5	0-2	.000	0-1	.000	2-4	.500	0	1	1	0.5	1-0	0	0	0	0	2	1.0
2020-21	0-0	0-0.0	0-0	.000	0-0	.000	0-0	.000	0	0	0	0.0	0-0	0	0	0	0	0	0.0
TOTAL	5-0	5-1.0	0-2	.000	0-1	.000	4-6	.667	0	1	1	0.2	1-0	0	0	0	0	4	0.8



#25

JEREMIAH WILLIAMS

6-5 / 185 / FRESHMAN / GUARD
CHICAGO, ILL. / SIMEON

OVERVIEW

2020-21: Tops Temple in assists and third in AAC with 5.0 apg...Also leads team and second in conference (23rd NCAA) in assist-to-turnover ratio (3.0)..Also leads the Owls in steals (1.2 spg) and minutes per game (32.4 mpg/8th AAC)...Tied for sixth on squad in scoring at 7.6 ppg...Season highs of nine assists and 11 rebounds against Tulane (1/31)...Also dished eight assists in win over Tulsa...Scored season-high 13 points against SMU, also tallied double figures against UCF (12) and NJIT (11)...Became first true freshman guard to start season opener for Temple since Alani Moore II (2016-17) and second since Mardy Collins in 2002.

High School: Earned second team all-city honors his senior year at Simeon where he averaged 16.8 points, 8.9 rebounds, 3.7 assists and 1.4 blocks per game in helping lead the Wolverines to a 24-9 record...As a junior, he averaged 18.3 points, 9.8 rebounds, 3.5 assists, 3.0 steals and 2.5 blocks per game at St. Laurence (IL) High.

SEASON HIGHS				CAREER HIGHS			
		Opponent	Date			Opponent	Date
PTS	13	SMU	12/30/20	PTS	13	SMU	12/30/20
REB	11	Tulane	1/31/21	REB	11	Tulane	1/31/21
AST	9	Tulane	1/31/21	AST	9	Tulane	1/31/21
STL	3	UCF	1/14/21	STL	3	UCF	1/14/21
BLK	2	NJIT	12/19/20	BLK	2	NJIT	12/19/20
MIN	36	Tulsa	1/23/21	MIN	36	Tulsa	1/23/21

GAME-BY-GAME

Opponent	MIN	FG-A	3PT-A	FT-A	OR	DR	TR	F	A	TO	BL	S	PTS
vs. Virginia Tech (Canceled)													
at Villanova (Postponed)													
La Salle (Postponed)													
at Saint Joseph's (Postponed)													
NJIT	32	4-9	1-3	2-4	3	1	4	0	4	2	2	2	11
at Houston	35	2-7	0-3	4-4	0	0	0	3	4	4	0	1	8
SMU	32	5-12	1-3	2-3	0	2	2	2	2	2	0	2	13
Memphis (Postponed)													
at SMU	23	2-4	0-1	0-0	0	1	1	3	4	1	0	0	4
UCF	30	3-5	1-2	5-7	0	3	3	1	4	1	0	3	12
at ECU (Postponed)													
at Tulane	35	2-6	1-3	0-0	0	5	5	2	4	1	1	0	5
Cincinnati (Postponed)													
Houston	32	3-8	0-3	1-2	3	1	4	2	6	1	0	1	7
Tulsa	36	1-4	0-1	4-4	0	1	1	3	8	2	0	1	6
at USF (Postponed)													
Tulane	35	1-6	0-1	0-3	1	10	11	3	9	1	0	1	2
Cincinnati													
at Wichita State													
ECU													
at Tulsa													
at Memphis													
USF													
at UCF													
Wichita State													

JEREMIAH WILLIAMS CAREER STATISTICS

YEAR	GP-GS	MIN-AVG.	FG-FGA	PCT	3P-3PA	PCT	FT-FTA	PCT	OFF	DEF	TOT	AVG	PF-FO	A	TO	BLK	ST	PTS	AVG
2020-21	9-9	292-32.4	23-61	.377	4-20	.200	18-27	.667	7	24	31	3.4	19-0	45	15	3	11	68	7.6
TOTAL	9-9	292-32.4	23-61	.377	4-20	.200	18-27	.667	7	24	31	3.4	19-0	45	15	3	11	68	7.6

RADIO/TV ROSTER



**#0 KHALIF
BATTLE**

SO | G | 6-5 | 175
EDISON, N.J./BUTLER



**#1 DAMIAN
DUNN**

R-FR | G | 6-5 | 195
KINSTON, N.C.



**#2 JAHLIL
WHITE**

FR | G | 6-7 | 180
WHITESBORO, N.J.



**#3 SAGE
TOLBERT III**

JR | F | 6-8 | 210
NEW ORLEANS, LA/SE MISSOURI ST.



**#4 J.P.
MOORMAN II**

SR | F | 6-7 | 210
GREENSBORO, N.C.



**#10 JAKE
FORRESTER**

JR | F | 6-8 | 220
HARRISBURG, PA./INDIANA



**#11 NICK
JOURDAIN**

FR | F | 6-8 | 205
CLIFTON, N.J.



**#13 TAI
STRICKLAND**

R-SO | G | 6-2 | 180
TAMPA, FLA./WISCONSIN



**#14 ARASHMA
PARKS**

R-SO | F | 6-9 | 230
CLEVELAND, OHIO



**#15 BRENDAN
BARRY**

GR | G | 6-2 | 180
FAIR HAVEN, N.J./DARTMOUTH



**#21 COLIN
DALY**

SR | G | 6-4 | 185
HAVERTOWN, PA./WEST CHESTER



**#22 DE'VONDRE
PERRY**

SR | F | 6-7 | 220
BALTIMORE, MD.



**#23 QUINCY
ADEMOKOYA**

FR | G | 6-6 | 185
BLOOMINGTON, ILL.




**#24 TIM
WADDINGTON**

R-SR | F | 6-5 | 195
WARRINGTON, PA.




**#25 JEREMIAH
WILLIAMS**

FR | G | 6-5 | 185
CHICAGO, ILL.




AARON MCKIE
HEAD COACH



MONTÉ ROSS
ASSOCIATE HEAD COACH



CHRIS CLARK
ASSISTANT COACH



JIMMY FENERTY
ASSISTANT COACH

2020-21 BOX SCORES



Official Basketball Box Score -- Game Totals -- Final Statistics

NJIT vs Temple 12/19/20 4:30 pm at Philadelphia, PA



NJIT 60 • 0-1,0-0 America

#	Player	Total		3-Ptr		Rebounds			PF	TP	A	TO	Blk	Stl	Min
		FG-FGA	FG-FGA	FT-FTA	Off	Def	Tot								
02	San Antonio Brinson	f	2-8	1-4	1-2	2	2	4	2	6	0	0	0	2	20
21	Souleymane Diakite	f	4-8	0-0	0-1	1	5	6	4	8	2	3	0	0	32
35	Da'mir Faison	f	1-3	0-0	0-0	2	1	3	1	2	0	0	0	0	9
04	Zach Cooks	g	6-23	2-4	4-4	1	3	4	1	18	0	1	0	2	40
05	Diego Willis	g	0-2	0-1	0-0	0	0	0	5	0	0	0	0	0	8
01	Dylan O'Hearn		5-6	1-2	0-0	0	2	2	3	11	1	3	0	0	21
03	Miles Coleman		2-4	1-2	1-1	0	2	2	1	6	1	0	0	0	19
13	Jason Murphy		0-0	0-0	0-0	0	0	0	0	0	0	1	0	0	0+
23	Antwuan Butler		2-9	0-3	3-4	1	4	5	3	7	6	1	0	1	31
24	Mekhi Gray		1-2	0-0	0-0	0	1	1	0	2	0	1	0	0	8
33	Kjell de Graaf		0-2	0-2	0-0	0	0	0	2	0	0	0	0	0	12
	Team					4	2	6							
Totals			23-67	5-18	9-12	11	22	33	22	60	10	10	0	5	200

FG % 1st Half: 9-32 28.1% 2nd half: 14-35 40.0% Game: 23-67 34.3%
3FG % 1st Half: 3-12 25.0% 2nd half: 2-6 33.3% Game: 5-18 27.8%
FT % 1st Half: 5-7 71.4% 2nd half: 4-5 80.0% Game: 9-12 75.0%

Deadball
Rebounds
1

Temple 72 • 1-0,0-0 AAC

#	Player	Total		3-Ptr		Rebounds			PF	TP	A	TO	Blk	Stl	Min
		FG-FGA	FG-FGA	FT-FTA	Off	Def	Tot								
04	J.P. Moorman II	f	3-4	3-4	1-2	0	4	4	4	10	3	2	0	2	24
10	Jake Forrester	f	3-5	0-0	2-2	1	1	2	4	8	0	1	0	0	11
22	DeVondre Perry	g	4-13	1-5	3-4	4	10	14	1	12	1	2	1	0	32
01	Damian Dunn	g	4-12	0-1	10-13	3	4	7	1	18	5	4	0	0	37
25	Jeremiah Williams	g	4-9	1-3	2-4	3	1	4	0	11	4	2	2	2	32
11	Nick Jourdain		1-1	0-0	0-0	2	1	3	2	2	0	1	2	0	12
13	Tai Strickland		1-5	0-3	4-5	0	2	2	0	6	1	1	0	0	15
14	Arashma Parks		1-2	0-0	0-0	1	2	3	4	2	0	2	0	0	10
15	Brendan Barry		1-4	1-4	0-0	0	5	5	3	3	2	0	0	1	25
23	Quincy Ademokoya		0-0	0-0	0-0	0	0	0	0	0	0	0	0	0	2
	Team					1	5	6							
Totals			22-55	6-20	22-30	15	35	50	19	72	16	16	5	5	200

FG % 1st Half: 13-27 48.1% 2nd half: 9-28 32.1% Game: 22-55 40.0%
3FG % 1st Half: 3-7 42.9% 2nd half: 3-13 23.1% Game: 6-20 30.0%
FT % 1st Half: 13-18 72.2% 2nd half: 9-12 75.0% Game: 22-30 73.3%

Deadball
Rebounds
4

Officials: Stephen Orkus, Jr, Zelon Steed, Sean Casady
Technical fouls: NJIT-Antwuan Butler, Temple-J.P. Moorman II.
Attendance:
2020-21 Men's Basketball, Round: 0. NJIT vs Temple. Played at The Liacouras Ce

Score by periods	1st	2nd	Total
NJIT	26	34	60
Temple	42	30	72



Official Basketball Box Score -- Game Totals -- Final Statistics

Temple vs Houston 12/22/20 7:00 pm at Houston, TX



Temple 50 • 1-1,0-1 AAC

#	Player	Total		3-Ptr		Rebounds			PF	TP	A	TO	Blk	Stl	Min
		FG-FGA	FG-FGA	FT-FTA	Off	Def	Tot								
04	J.P. Moorman II	f	5-10	2-4	0-0	0	2	2	1	12	2	1	0	0	34
10	Jake Forrester	f	2-4	0-0	4-5	1	1	2	4	8	0	3	0	0	15
22	DeVondre Perry	f	0-3	0-1	2-3	5	3	8	2	2	0	1	1	0	24
01	Damian Dunn	g	0-4	0-1	7-8	1	4	5	5	7	1	6	0	1	28
25	Jeremiah Williams	g	2-7	0-3	4-4	0	0	0	3	8	4	4	0	1	35
11	Nick Jourdain		0-1	0-0	1-3	0	2	2	0	1	0	0	1	0	6
13	Tai Strickland		0-5	0-1	1-2	0	2	2	1	1	0	1	0	1	17
14	Arashma Parks		1-5	0-0	0-0	2	1	3	1	2	0	1	0	0	6
15	Brendan Barry		3-6	3-4	0-0	0	2	2	1	9	3	2	0	0	32
23	Quincy Ademokoya		0-0	0-0	0-0	0	0	0	0	0	0	0	0	0	3
	Team					0	0	0							
Totals			13-45	5-14	19-25	9	17	26	18	50	10	19	2	3	200

FG % 1st Half: 7-25 28.0% 2nd half: 6-20 30.0% Game: 13-45 28.9%
3FG % 1st Half: 4-8 50.0% 2nd half: 1-6 16.7% Game: 5-14 35.7%
FT % 1st Half: 4-7 57.1% 2nd half: 15-18 83.3% Game: 19-25 76.0%

Deadball
Rebounds
1

Houston 76 • 6-0,1-0 AAC

#	Player	Total		3-Ptr		Rebounds			PF	TP	A	TO	Blk	Stl	Min
		FG-FGA	FG-FGA	FT-FTA	Off	Def	Tot								
04	Justin Gorham	f	3-5	3-3	5-6	7	5	12	2	14	0	2	1	2	25
55	Brisen Gresham	f	0-0	0-0	0-0	0	1	1	5	0	0	1	2	1	10
03	DeJon Jarreau	g	3-6	1-3	0-0	0	4	4	3	7	4	4	1	0	24
12	Tramon Mark	g	4-9	1-4	3-4	0	2	2	5	12	4	4	0	3	30
24	Quentin Grimes	g	9-18	4-9	0-0	2	5	7	0	22	2	3	1	1	35
00	Marcus Sasser		2-8	1-7	0-0	0	2	2	5	2	1	0	0	1	27
01	Jamal Shead		0-1	0-0	0-0	0	1	1	0	0	1	1	0	0	12
13	J'wan Roberts		1-3	0-0	1-2	4	3	7	1	3	1	0	3	1	15
10	Ryan Elvin		0-0	0-0	0-0	0	1	1	0	0	0	0	0	0	1
32	Reggie Chaney		6-8	0-0	1-3	0	3	3	4	13	0	1	0	0	21
	Team					2	1	3							
Totals			28-58	10-26	10-15	15	28	43	23	76	14	18	8	9	200

FG % 1st Half: 10-27 37.0% 2nd half: 18-31 58.1% Game: 28-58 48.3%
3FG % 1st Half: 6-16 37.5% 2nd half: 4-10 40.0% Game: 10-26 38.5%
FT % 1st Half: 6-9 66.7% 2nd half: 4-6 66.7% Game: 10-15 66.7%

Deadball
Rebounds
3

Officials: Garrick Shannon, Jason Baker, Anthony Jordan
Technical fouls: Temple-Damian Dunn, Jeremiah Williams, Houston-Tramon Mark, DeJon Jarreau.
Attendance: 1859
2020-21 Men's Basketball, Round: 0. Houston vs Temple. Played at Ferlitta Cent

Score by periods	1st	2nd	Total
Temple	22	28	50
Houston	32	44	76



Official Basketball Box Score -- Game Totals -- Final Statistics

SMU vs Temple 12/30/20 2:00 pm at Philadelphia, PA



SMU 79 • 6-0,2-0 AAC

#	Player	Total		3-Ptr		Rebounds			PF	TP	A	TO	Blk	Stl	Min
		FG-FGA	FG-FGA	FT-FTA	Off	Def	Tot								
01	Feron Hunt	f	4-8	0-2	0-3	1	6	7	2	8	0	2	1	0	26
22	Isiah Jasey	f	1-4	0-0	0-0	0	1	1	1	2	2	0	0	0	17
25	Ethan Chargois	f	2-10	0-3	0-2	2	7	9	4	4	4	4	1	0	26
03	Kendric Davis	g	6-9	0-1	1-3	0	7	7	0	13	5	1	0	0	33
05	Emmanuel Bandomel	g	3-7	3-6	4-4	2	3	5	2	13	3	0	0	3	35
02	Darius McNeill		6-10	3-5	2-3	0	4	4	3	17	2	0	0	0	27
04	Charles Smith IV		3-4	2-2	0-1	0	0	0	2	8	0	0	0	0	14
10	Yor Anel		6-8	0-1	2-2	1	1	2	3	14	0	2	5	0	22
	Team					1	2	3							
Totals			31-60	8-20	9-18	7	31	38	17	79	16	9	7	3	200

FG % 1st Half: 15-30 50.0% 2nd half: 16-30 53.3% Game: 31-60 51.7%
3FG % 1st Half: 5-13 38.5% 2nd half: 3-7 42.9% Game: 8-20 40.0%
FT % 1st Half: 2-8 25.0% 2nd half: 7-10 70.0% Game: 9-18 50.0%

Deadball
Rebounds
3

Temple 71 • 1-2,0-2 AAC

#	Player		Total		3-Ptr		Rebounds			PF	TP	A	TO	Blk	Stl	Min
			FG-FGA	FG-FGA	FT-FTA	Off	Def	Tot								
04	J.P. Moorman II	f	2-12	1-6	3-4	2	7	9	3	8	3	0	0	0	0	31
10	Jake Forrester	f	3-9	0-0	1-2	6	6	12	4	7	1	3	1	0	0	23
22	DeVondre Perry	g	4-11	1-7	0-0	2	2	4	1	9	0	1	1	2	26	
01	Damian Dunn	g	5-8	1-3	4-5	1	3	4	5	15	1	2	0	0	0	21
25	Jeremiah Williams	g	5-12	1-3	2-3	0	2	2	2	13	2	2	0	2	32	
11	Nick Jourdain		0-0	0-0	0-0	0	0	0	0	0	0	0	0	0	0	0+
13	Tai Strickland		0-3	0-1	2-4	0	1	1	1	2	0	1	0	1	0	22
14	Arashma Parks		0-1	0-0	0-0	1	0	1	0	0	1	0	0	0	0	7
15	Brendan Barry		6-11	5-10	0-0	1	3	4	2	17	2	0	0	0	0	34
23	Quincy Ademokoya		0-1	0-1	0-0	0	0	0	0	0	0	0	0	0	0	4
	Team					2	4	6								

2020-21 BOX SCORES



Official Basketball Box Score -- Game Totals -- Final Statistics

UCF vs Temple 01/14/21 12:00 pm at Philadelphia, PA



UCF 55 • 3-4,1-3 AAC

#	Player	Total		3-Ptr		Rebounds			PF	TP	A	TO	Blk	Stl	Min
		FG-FGA	FG-FGA	FT-FTA	FT-FTA	Off	Def	Tot							
20	Sean Mobley	f	1-3	0-2	3-4	1	0	1	2	5	2	4	0	0	21
21	C.J. Walker	f	2-7	0-0	2-2	4	4	8	3	6	1	2	1	3	30
21	Brandon Mahan	g	1-9	0-3	2-2	1	3	4	4	4	7	3	0	1	37
22	Darin Green Jr.	g	7-12	3-4	0-2	1	3	4	3	17	2	1	1	0	37
24	Dre Fuller Jr.	g	2-5	2-4	0-0	0	10	10	2	6	0	1	0	0	27
03	Isaiah Adams	g	6-14	2-4	3-3	1	2	3	2	17	1	2	0	2	32
04	Jamilie Reynolds	g	0-3	0-0	0-0	1	2	3	1	0	0	0	0	0	7
05	Avery Diggs	g	0-3	0-0	0-0	1	0	1	0	0	0	0	0	0	6
14	Ibrahim Famouke Doum	g	0-2	0-2	0-0	0	1	1	2	0	0	0	0	0	3
Team						2	2	4							
Totals			19-58	7-19	10-13	12	27	39	19	55	14	13	2	6	200
FG % 1st Half: 9-29		31.0%	2nd half: 10-29	34.5%	Game: 19-58	32.8%			Deadball						
3FG % 1st Half: 6-11		54.5%	2nd half: 1-8	12.5%	Game: 7-19	36.8%			Rebounds						
FT % 1st Half: 3-6		50.0%	2nd half: 7-7	100.0%	Game: 10-13	76.9%			1						

Temple 62 • 2-3,1-3 AAC

#	Player	Total		3-Ptr		Rebounds			PF	TP	A	TO	Blk	Stl	Min
		FG-FGA	FG-FGA	FT-FTA	FT-FTA	Off	Def	Tot							
04	J.P. Moorman II	f	2-4	1-2	0-1	0	13	13	3	5	3	3	1	2	36
10	Jake Forrester	f	2-6	0-0	2-3	3	2	5	4	6	0	2	0	0	27
22	DeVondre Perry	g	4-10	2-6	0-1	0	3	3	0	10	1	0	1	1	27
01	Damian Dunn	g	6-14	2-3	6-8	1	3	4	1	20	2	4	0	0	36
25	Jeremiah Williams	g	3-5	1-2	5-7	0	3	3	1	12	4	1	0	3	30
13	Tai Strickland	g	0-1	0-0	0-0	1	0	1	0	0	0	0	0	0	3
15	Brendan Barry	g	2-4	2-4	0-0	0	2	2	1	6	3	2	0	0	30
23	Quincy Ademokoya	g	1-5	1-5	0-0	2	1	3	0	3	1	1	0	0	11
Team						1	2	3							
Totals			20-49	9-22	13-20	8	29	37	10	62	14	14	2	6	200
FG % 1st Half: 9-28		32.1%	2nd half: 11-21	52.4%	Game: 20-49	40.8%			Deadball						
3FG % 1st Half: 4-14		28.6%	2nd half: 5-8	62.5%	Game: 9-22	40.9%			Rebounds						
FT % 1st Half: 5-8		62.5%	2nd half: 8-12	66.7%	Game: 13-20	65.0%			1						

Officials: Technical fouls: UCF-None. Temple-None.
Attendance: 2020-21 Men's Basketball, Round: 0. Temple vs UCF. Played at The Liacouras Cen

Score by periods	1st	2nd	Total
UCF	27	28	55
Temple	27	35	62



Official Basketball Box Score -- Game Totals -- Final Statistics

Temple vs Tulane 01/16/21 12:00 pm at New Orleans, LA



Temple 65 • 3-2,3-2 AAC

#	Player	Total		3-Ptr		Rebounds			PF	TP	A	TO	Blk	Stl	Min
		FG-FGA	FG-FGA	FT-FTA	FT-FTA	Off	Def	Tot							
04	J.P. Moorman II	f	2-6	2-3	0-0	1	8	9	2	6	4	0	1	0	26
10	Jake Forrester	f	5-6	0-0	5-9	3	7	10	1	15	1	2	0	0	27
22	DeVondre Perry	f	4-8	2-6	0-1	2	5	7	2	10	3	3	0	0	29
01	Damian Dunn	g	7-16	1-3	5-8	1	6	7	3	20	2	3	0	0	32
25	Jeremiah Williams	g	2-6	1-3	0-0	0	5	5	2	5	4	1	1	0	35
00	Khalif Battle	g	0-4	0-2	3-5	1	5	6	4	3	0	2	0	0	19
15	Brendan Barry	g	2-5	2-4	0-0	0	2	2	1	6	3	2	0	1	28
23	Quincy Ademokoya	g	0-2	0-2	0-0	0	0	0	0	0	0	0	0	0	4
Team						1	1	2							
Totals			22-63	8-23	13-23	9	39	48	15	65	17	14	2	1	200
FG % 1st Half: 10-26		38.5%	2nd half: 12-27	44.4%	Game: 22-63	41.5%			Deadball						
3FG % 1st Half: 5-12		41.7%	2nd half: 3-11	27.3%	Game: 8-23	34.8%			Rebounds						
FT % 1st Half: 3-6		50.0%	2nd half: 10-17	58.8%	Game: 13-23	56.5%			5						

Tulane 57 • 6-4,1-4 AAC

#	Player	Total		3-Ptr		Rebounds			PF	TP	A	TO	Blk	Stl	Min
		FG-FGA	FG-FGA	FT-FTA	FT-FTA	Off	Def	Tot							
03	Tylan Pope	f	3-7	0-0	1-2	2	0	2	3	7	0	0	0	0	17
00	Nobal Days	f	0-2	0-1	0-0	0	4	4	1	0	2	0	0	0	18
04	Gabe Watson	g	1-7	0-3	2-2	0	1	1	0	4	3	0	0	0	25
02	Jordan Walker	g	3-11	1-3	2-2	0	0	0	2	9	1	3	0	2	25
25	Jaylen Forbes	g	5-15	3-9	1-2	1	3	4	4	14	1	2	1	1	37
01	Slon James	g	4-8	1-2	4-4	0	5	5	3	13	4	0	1	1	34
05	Kevin Cross	g	3-10	2-7	0-0	0	5	5	3	8	0	0	0	0	21
10	Olon Jankovic	g	0-0	0-0	0-0	0	0	0	0	0	0	0	0	0	1
23	R.J. McGee	g	1-3	0-0	0-0	0	4	4	2	2	1	0	1	2	22
Team						2	5	7							
Totals			20-63	7-25	10-12	5	27	32	18	57	12	5	3	6	200
FG % 1st Half: 11-29		37.9%	2nd half: 9-34	26.5%	Game: 20-63	31.7%			Deadball						
3FG % 1st Half: 4-12		33.3%	2nd half: 3-13	23.1%	Game: 7-25	28.0%			Rebounds						
FT % 1st Half: 0-0		0.0%	2nd half: 10-12	83.3%	Game: 10-12	83.3%			1						

Officials: Brian Shey, Todd Austin, Brent Hampton
Technical fouls: Temple-Damian Dunn, Tulane-Jaylen Forbes.
Attendance: 100
2020-21 Men's Basketball, Round: 0. Temple vs Tulane. Played at Avron B. Fogel

Score by periods	1st	2nd	Total
Temple	28	37	65
Tulane	26	31	57



Official Basketball Box Score -- Game Totals -- Final Statistics

Houston vs Temple 01/23/21 12:00 pm at Philadelphia, PA



Houston 68 • 13-1,8-1 AAC

#	Player	Total		3-Ptr		Rebounds			PF	TP	A	TO	Blk	Stl	Min
		FG-FGA	FG-FGA	FT-FTA	FT-FTA	Off	Def	Tot							
04	Justin Gorham	f	5-7	1-3	3-4	4	6	10	4	14	0	2	0	0	32
55	Brisen Gresham	f	1-5	0-0	0-0	0	2	2	3	2	1	1	2	1	25
00	Marcus Sasser	g	6-9	3-3	0-0	0	2	2	3	15	3	2	0	1	32
04	DeJon Jarreau	g	4-12	1-4	0-0	0	6	6	3	9	6	1	1	2	30
24	Quentin Grimes	g	6-13	3-7	0-0	1	8	9	3	15	3	2	0	0	37
01	Jamal Shead	g	1-2	0-1	0-0	0	0	0	0	2	0	1	0	0	2
05	Cameron Tyson	g	0-0	0-0	0-0	1	0	1	0	0	0	0	0	0	3
12	Tramon Mark	g	2-4	1-2	0-0	0	2	2	1	5	2	0	0	1	17
13	J'Wan Roberts	g	0-0	0-0	0-0	0	1	1	0	0	0	1	0	1	8
32	Reggie Chaney	g	1-2	0-0	4-4	1	0	1	1	6	1	2	1	0	12
52	Kiyrion Powell	g	0-1	0-0	0-0	0	0	0	0	0	0	0	0	0	2
Team						0	3	3							
Totals			26-55	9-20	7-8	7	30	37	18	68	16	13	4	6	200
FG % 1st Half: 13-29		44.8%	2nd half: 13-26	50.0%	Game: 26-55	47.3%			Deadball						
3FG % 1st Half: 6-11		54.5%	2nd half: 3-9	33.3%	Game: 9-20	45.0%			Rebounds						
FT % 1st Half: 4-4		100.0%	2nd half: 3-4	75.0%	Game: 7-8	87.5%			0						

Temple 51 • 3-4,2-4 AAC

#	Player	Total		3-Ptr		Rebounds
---	--------	-------	--	-------	--	----------

2020-21 BOX SCORES



Official Basketball Box Score -- Game Totals -- Final Statistics

Tulane vs Temple

01/31/21 12:00 pm at Philadelphia, PA



Tulane 81 • 7-5,2-5 AAC

#	Player		Total		3-Ptr	Rebounds			PF	TP	A	TO	Blk	Stl	Min
			FG-FGA	FG-FGA		FT-FTA	Off	Def							
03	Tylan Pope	f	5-9	0-1	2-3	4	9	13	0	12	0	2	2	0	29
05	Kevin Cross	f	5-8	1-3	4-5	0	7	7	2	15	4	2	0	2	28
01	Sion James	g	1-2	1-2	0-0	0	3	3	5	3	2	1	0	1	19
02	Jordan Walker	g	6-13	1-5	2-2	2	1	3	2	15	8	1	0	2	38
25	Jaylen Forbes	g	6-12	4-8	7-8	0	8	8	1	23	1	1	0	0	40
00	Gabe Watson	g	6-13	1-5	0-0	0	2	2	1	13	2	3	0	0	33
04	Nobal Days		0-1	0-0	0-0	1	1	2	3	0	1	1	0	0	12
23	R.J. McGee		0-0	0-0	0-0	0	1	1	0	0	0	0	0	0	1
Team						2	2	4			2				
Totals			29-58	8-24	15-18	9	34	43	14	81	18	13	2	5	200
FG % 1st Half: 13-34			38.2%	2nd half: 16-24	66.7%	Game: 29-58	50.0%	Deadball							
3FG % 1st Half: 5-16			31.3%	2nd half: 3-8	37.5%	Game: 8-24	33.3%	Rebounds							
FT % 1st Half: 4-6			66.7%	2nd half: 11-12	91.7%	Game: 15-18	83.3%	1							

Temple 64 • 4-5,3-5 AAC

#	Player		Total		3-Ptr	Rebounds			PF	TP	A	TO	Blk	Stl	Min
			FG-FGA	FG-FGA		FT-FTA	Off	Def							
04	J.P. Moorman II	f	3-6	1-4	2-2	0	0	0	3	9	1	2	0	1	20
10	Jake Forrester	f	6-10	0-0	3-5	2	7	9	2	15	0	3	0	0	24
22	De'Vondre Perry	f	3-7	2-6	0-0	0	1	1	2	8	1	1	1	2	27
01	Damian Dunn	g	4-10	1-5	6-8	2	2	4	2	15	4	3	0	1	32
25	Jeremiah Williams	g	1-6	0-1	0-3	1	10	11	3	2	9	1	0	1	35
00	Khalif Battle		3-13	1-8	1-1	0	0	0	3	8	0	2	0	0	33
11	Nick Jourdain		1-2	0-0	0-0	1	0	1	0	2	0	0	0	0	6
15	Brendan Barry		2-4	1-3	0-0	0	1	1	1	5	1	0	0	1	23
Team						0	1	1							
Totals			23-58	6-27	12-19	6	22	28	16	64	16	12	1	6	200
FG % 1st Half: 10-27			37.0%	2nd half: 13-31	41.9%	Game: 23-58	39.7%	Deadball							
3FG % 1st Half: 4-13			30.8%	2nd half: 2-14	14.3%	Game: 6-27	22.2%	Rebounds							
FT % 1st Half: 3-6			50.0%	2nd half: 9-13	69.2%	Game: 12-19	63.2%	2							

Officials:
Technical fouls: Tulane-None. Temple-None.
Attendance:
2020-21 Men's Basketball. Round: 0. Temple vs Tulane. Played at The Liacouras

Score by periods	1st	2nd	Total
Tulane	35	46	81
Temple	27	37	64

2020-21 CONFERENCE STATS



THE STAT CREW SYSTEM Temple Combined Team Statistics (as of Jan 31, 2021) Conference games only



RECORD:	OVERALL	HOME	AWAY	NEUTRAL
ALL GAMES	3-5	2-3	1-2	0-0
CONFERENCE	3-5	2-3	1-2	0-0
NON-CONFERENCE	0-0	0-0	0-0	0-0

#	Player	gp-gs	min	avg	Total		3-Point		F-Throw		Rebounds				pf	dq	a	to	blk	stl	pts	avg
					fg-fga	fg%	3fg-fga	3fg%	ft-fa	ft%	off	def	tot	avg								
01	Damian Dunn	8-8	229	28.6	30-88	.341	5-19	.263	44-61	.721	7	26	33	4.1	26	3	17	25	0	3	109	13.6
00	Khalif Battle	4-0	116	29.0	13-42	.310	7-24	.292	14-19	.737	1	22	23	5.8	12	0	5	11	0	0	47	11.8
10	Jake Forrester	8-8	181	22.6	31-52	.596	0-0	.000	20-34	.588	21	37	58	7.3	25	1	2	18	1	0	82	10.3
15	Brendan Barry	8-0	230	28.8	22-46	.478	19-38	.500	2-2	1.000	1	15	16	2.0	6	0	13	8	0	3	65	8.1
22	De'Vondre Perry	8-8	197	24.6	24-54	.444	9-29	.310	6-11	.545	11	20	31	3.9	15	1	7	9	4	6	63	7.9
04	J.P. Moorman II	8-8	236	29.5	21-59	.356	10-33	.303	7-10	.700	6	46	52	6.5	21	0	18	8	3	6	59	7.4
25	Jeremiah Williams	8-8	260	32.5	19-52	.365	3-17	.176	16-23	.696	4	23	27	3.4	19	0	41	13	1	9	57	7.1
23	Quincy Ademokoya	7-0	54	7.7	5-17	.294	4-15	.267	0-0	.000	3	2	5	0.7	1	0	3	1	0	1	14	2.0
13	Tai Strickland	4-0	49	12.3	1-10	.100	0-2	.000	4-8	.500	2	3	5	1.3	2	0	0	2	0	2	6	1.5
11	Nick Jourdain	5-0	18	3.6	1-3	.333	0-0	.000	1-3	.333	1	2	3	0.6	0	0	0	0	1	0	3	0.6
14	Arashma Parks	5-0	30	6.0	1-8	.125	0-0	.000	0-2	.000	4	4	8	1.6	6	0	1	3	1	0	2	0.4
Team											9	11	20					5				
Total.....		8	1600		168-431	.390	57-177	.322	114-173	.659	70	211	281	35.1	133	5	107	103	11	30	507	63.4
Opponents.....		8	1600		201-468	.429	67-183	.366	93-129	.721	77	228	305	38.1	150	-	117	91	30	42	562	70.2

TEAM STATISTICS	TEMPLE	OPP
SCORING	507	562
Points per game	63.4	70.2
Scoring margin	-6.9	-
FIELD GOALS-ATT	168-431	201-468
Field goal pct	.390	.429
3 POINT FG-ATT	57-177	67-183
3-point FG pct	.322	.366
3-pt FG made per game	7.1	8.4
FREE THROWS-ATT	114-173	93-129
Free throw pct	.659	.721
F-Throws made per game	14.3	11.6
REBOUNDS	281	305
Rebounds per game	35.1	38.1
Rebounding margin	-3.0	-
ASSISTS	107	117
Assists per game	13.4	14.6
TURNOVERS	103	91
Turnovers per game	12.9	11.4
Turnover margin	-1.5	-
Assist/turnover ratio	1.0	1.3
STEALS	30	42
Steals per game	3.8	5.3
BLOCKS	11	30
Blocks per game	1.4	3.8
ATTENDANCE	0	3376
Home games-Avg/Game	5-0	3-1125
Neutral site-Avg/Game	-	0-0

Date	Opponent	Score	Att.
* 12/22/20	at Houston	L 50-76	1859
* 12/30/20	SMU	L 71-79	0
* 01/11/21	at SMU	L 68-79	1417
* 01/14/21	UCF	w 62-55	0
* 01/16/21	at Tulane	w 65-57	100
* 01/23/21	HOUSTON	L 51-68	0
* 01/26/21	TULSA	w 76-67	0
* 01/31/21	TULANE	L 64-81	0

* - Conference game

Score by Periods	1st	2nd	Totals
Temple	235	272	507
Opponents	255	307	562

2020-21 OVERALL STATS



THE STAT CREW SYSTEM Temple Combined Team Statistics (as of Jan 31, 2021) All games



RECORD:	OVERALL	HOME	AWAY	NEUTRAL
ALL GAMES	4-5	3-3	1-2	0-0
CONFERENCE	3-5	2-3	1-2	0-0
NON-CONFERENCE	1-0	1-0	0-0	0-0

#	Player	gp-gs	min	avg	Total		3-Point		F-Throw		Rebounds				pf	dq	a	to	blk	stl	pts	avg
					fg-fga	fg%	3fg-fga	3fg%	ft-fa	ft%	off	def	tot	avg								
01	Damian Dunn	9-9	266	29.6	34-100	.340	5-20	.250	54-74	.730	10	30	40	4.4	27	3	22	29	0	3	127	14.1
00	Khalif Battle	4-0	116	29.0	13-42	.310	7-24	.292	14-19	.737	1	22	23	5.8	12	0	5	11	0	0	47	11.8
10	Jake Forrester	9-9	192	21.3	34-57	.596	0-0	.000	22-36	.611	22	38	60	6.7	29	1	2	19	1	0	90	10.0
22	De'Vondre Perry	9-9	229	25.4	28-67	.418	10-34	.294	9-15	.600	15	30	45	5.0	16	1	8	11	5	6	75	8.3
04	J.P. Moorman II	9-9	260	28.9	24-63	.381	13-37	.351	8-12	.667	6	50	56	6.2	25	0	21	10	3	8	69	7.7
15	Brendan Barry	9-0	255	28.3	23-50	.460	20-42	.476	2-2	1.000	1	20	21	2.3	9	0	15	8	0	4	68	7.6
25	Jeremiah Williams	9-9	292	32.4	23-61	.377	4-20	.200	18-27	.667	7	24	31	3.4	19	0	45	15	3	11	68	7.6
13	Tai Strickland	5-0	64	12.8	2-15	.133	0-5	.000	8-13	.615	2	5	7	1.4	2	0	1	3	0	2	12	2.4
23	Quincy Ademokoya	8-0	56	7.0	5-17	.294	4-15	.267	0-0	.000	3	2	5	0.6	1	0	3	1	0	1	14	1.8
11	Nick Jourdain	6-0	30	5.0	2-4	.500	0-0	.000	1-3	.333	3	3	6	1.0	2	0	0	1	3	0	5	0.8
14	Arashma Parks	6-0	40	6.7	2-10	.200	0-0	.000	0-2	.000	5	6	11	1.8	10	0	1	5	1	0	4	0.7
Team											10	16	26					6				
Total.....		9	1800		190-486	.391	63-197	.320	136-203	.670	85	246	331	36.8	152	5	123	119	16	35	579	64.3
Opponents.....		9	1800		224-535	.419	72-201	.358	102-141	.723	88	250	338	37.6	172	-	127	101	30	47	622	69.1

TEAM STATISTICS	TEMPLE	OPP	Date	Opponent	Score	Att.
SCORING	579	622	12/19/20	NJIT	W 72-60	0
Points per game	64.3	69.1	* 12/22/20	at Houston	L 50-76	1859
Scoring margin	-4.8	-	* 12/30/20	SMU	L 71-79	0
FIELD GOALS-ATT	190-486	224-535	* 01/11/21	at SMU	L 68-79	1417
Field goal pct	.391	.419	* 01/14/21	UCF	W 62-55	0
3 POINT FG-ATT	63-197	72-201	* 01/16/21	at Tulane	W 65-57	100
3-point FG pct	.320	.358	* 01/23/21	HOUSTON	L 51-68	0
3-pt FG made per game	7.0	8.0	* 01/26/21	TULSA	W 76-67	0
FREE THROWS-ATT	136-203	102-141	* 01/31/21	TULANE	L 64-81	0
Free throw pct	.670	.723	* - Conference game			
F-Throws made per game	15.1	11.3				
REBOUNDS	331	338				
Rebounds per game	36.8	37.6				
Rebounding margin	-0.8	-				
ASSISTS	123	127				
Assists per game	13.7	14.1				
TURNOVERS	119	101				
Turnovers per game	13.2	11.2				
Turnover margin	-2.0	-				
Assist/turnover ratio	1.0	1.3				
STEALS	35	47				
Steals per game	3.9	5.2				
BLOCKS	16	30				
Blocks per game	1.8	3.3				
ATTENDANCE	0	3376				
Home games-Avg/Game	6-0	3-1125				
Neutral site-Avg/Game	-	0-0				

Score by Periods	1st	2nd	Totals
Temple	277	302	579
Opponents	281	341	622