

# TEMPLE MEN'S BASKETBALL



**GAME 2** USC (1-0) at TEMPLE (1-0)  
 Saturday, November 13, 2021 | 7 PM  
 Philadelphia, Pa. | Liacouras Center



## 2021-22 SCHEDULE/RESULTS

Date	TV	Opponent	Time/Result
Nov. 10	ESPN+	Maryland Eastern Shore	W, 72-49
Nov. 13	ESPN+	USC	7 PM
Nov. 18	ESPN2	Clemson %	4/4:30 PM
Nov. 19	ESPN2/U	Boise State or St. Bonaventure %	12/2:30 PM
Nov. 21	TBA	TBA %	TBA
Nov. 27	ESPN+	Delaware	7 PM
Dec. 1	ESPN+	La Salle +	7 PM
Dec. 4	ESPNU	Penn +	4 PM
Dec. 7	SEC Network	at Vanderbilt	8 PM
Dec. 11	ESPN+	at Saint Joseph's +	1 PM
Dec. 15	ESPN2	UCF *	7 PM
Dec. 18	ESPN+	Drexel	2 PM
Dec. 22	ESPN+	Delaware State	7 PM
Dec. 29	FS1	at Villanova	9 PM
Jan. 2	ESPN/2	Houston *	5 PM
Jan. 5	ESPN+	at UCF *	7 PM
Jan. 8	ESPN+	ECU *	2 PM
Jan. 12	ESPNU	at Tulsa *	7 PM
Jan. 19	ESPN+	Wichita State *	7 PM
Jan. 22	ESPNU	at USF *	12 PM
Jan. 25	ESPNU	Cincinnati *	7 PM
Jan. 29	ESPN+	at SMU *	3 PM
Feb. 2	ESPN+	at ECU *	7 PM
Feb. 5	ESPN+	Tulsa *	2 PM
Feb. 12	ESPN+	at Tulane *	3 PM
Feb. 16	ESPN2/U	SMU *	9 PM
Feb. 20	ESPN2/U	at Cincinnati *	2 PM
Feb. 24	ESPN2	at Memphis *	7 PM
Feb. 27	ESPNU	Tulane *	3 PM
March 3	ESPN2/U	at Houston *	7 PM
March 6	ESPN+	USF *	2 PM

**2022 American Athletic Conference Championship**  
 March 10-13 TBA Fort Worth, Texas TBA

All times Eastern | Home games in *cherry*

\* American Athletic Conference game | + Philadelphia Big 5 game | % Charleston Classic (Clemson, St. Bonaventure, Boise State, Marquette, Ole Miss, Elon, West Virginia)

## TEMPLE USC

Overall	AAC	PAC-12	Overall
1-0	0-0	Record	0-0
1-0	0-0	Home	0-0
0-0	0-0	Away	0-0
0-0	0-0	Neutral	0-0
W1	0-0	Streak	0-0

Aaron McKie		Andy Enfield	
Record	Yr.	Yr.	Record
20-28	3rd	Current School	9th
20-28	3rd	Overall	11th

### Individual Leaders

Battle	22.0	Points	20.0	Ellis
Jourdain	9.0	Rebounds	9.0	Mobley
Williams	4.0	Assists	3.0	Mobley
Forrester	3.0	Blocks	2.0	Agbonkpolo
Tolbert III & Hicks	2.0	Steals	3.0	White

AAC	Per Game	Team Stats	Per Game	PAC-12
6th	72.0	Offense	89.0	1st
2nd	49.0	Defense	49.0	1st
3rd	23.0	Scoring Margin	40.0	1st
1st	10.0	Rebound Margin	15.0	T3rd
T2nd	17.0	Assists	15.0	T3rd
T2nd	8.0	Blocks	6.0	4th
T7th	6.0	Steals	8.0	T5th
T8th	0.0	Turnover Margin	4.0	3rd
5th	1.3	A-TO Ratio	1.5	1st
3rd	49.1	FG %	56.3	1st
2nd	23.8	FG % Defense	32.8	1st
T6th	7.0	3-Pointers	6.0	8th
6th	31.8	3-Point %	30.0	8th
8th	56.3	FT %	84.6	2nd

## COMMUNICATIONS

Larry Dougherty | Sr. Associate AD/Communications  
 larrydoc@temple.edu | (c) 215-651-1822 | (o) 215-204-2587  
 Jordan Manning | Strategic Communications Coordinator  
 jmanning12@temple.edu | (c) 678-628-5530 | (o) 215-204-3850

## AT A GLANCE

Opponent ..... USC  
 Site ..... Philadelphia, Pa. (Liacouras Center)  
 TV: ..... ESPN+  
 ..... (PBP: Harry Donahue, color: Nicki Jones)  
 Radio ..... 1210 AM WPHT  
 ..... (PBP: Kevin Copp, color John Baum)  
 Live Stats ..... temple.statbroadcast.com

## HEADLINES

- > This is the second game of a home-and-home series between Temple and USC with the Owls winning the first game in Los Angeles, 70-61 in 2019.
- > Both teams are coming off blowout wins in their openers. Temple defeated Maryland Eastern Shore, 72-49 on Wednesday while USC knocked off Cal State Northridge, 89-49, on Tuesday.
- > Philadelphia fans will remember USC coach Andy Enfield's last visit to the city. In 2013, he led Florida Gulf Coast to two wins in the NCAA Tournament at the Wells Fargo Center to advance to the Sweet 16. He will travel his USC team to Florida Gulf Coast to take on his former team on Nov. 16.
- > Each team had a 20-point scorer in their opener, Khalif Battle tallied 22 for Temple against the Maryland Eastern Shore while Boogie Ellis scored 20 against Cal State Northridge.
- > The Liacouras Center has a new digital look and sound system for the upcoming season, designed and installed by experience design and execution company, ANC. The more than 2,200 square feet of high-definition LED will create a state-of-the-art experience for Temple fans.

## TEMPLE PROBABLE STARTERS

P	#	Name	Ht.	Cl.	PPG	RPG
G	00	Khalif Battle	6-5	So.	22.0	6.0
G	1	Damian Dunn	6-5	R-Fr.	18.0	4.0
F	3	Sage Tolbert III	6-8	Jr.	0.0	4.0
F	10	Jake Forrester	6-8	Jr.	4.0	4.0
G	25	Jeremiah Williams	6-5	Fr.	7.0	3.0

## USC PROBABLE STARTERS

P	#	Name	Ht.	Cl.	PPG	RPG
G	0	Boogie Ellis	6-3	Jr.	20.0	0.0
F	1	Chevez Goodwin	6-9	R-Sr.	8.0	7.0
F	3	Isaiah Mobley	6-10	Jr.	15.0	9.0
G	13	Drew Peterson	6-9	Sr.	14.0	4.0
G	20	Ethan Anderson	6-1	Jr.	5.0	3.0

## 2021-22 TEMPLE NUMERICAL ROSTER

NO.	NAME	YR.	POS.	HT.	WT.	HOMETOWN	HIGH SCHOOL/PREVIOUS SCHOOL
0	Khalif Battle	So.	G	6-5	175	Hillside, N.J.	Trenton Catholic/Butler
1	Damian Dunn	R-Fr.	G	6-5	195	Kinston, N.C.	Meadowcreek (Ga.)
2	Jahlil White	Fr.	G	6-7	180	Whitesboro, N.J.	Wildwood Catholic
3	Sage Tolbert III	Jr.	F	6-8	210	New Orleans, La.	Fort Bend Travis/SE Missouri State
4	Hysier Miller	Fr.*	G	6-1	170	Philadelphia, Pa.	Neumann Goretta
10	Jake Forrester	Jr.	F	6-8	220	Harrisburg, Pa.	Westtown/Indiana
11	Nick Jourdain	Fr.	F	6-8	205	Clifton, N.J.	Immaculate Conception/Covenant Coll. Prep
13	Tai Strickland	R-So.	G	6-2	180	Tampa, Fla.	St. Petersburg/Wisconsin
14	Arashma Parks	R-So.	F	6-9	230	Cleveland, Ohio	Phelps School (Pa.)
21	Emmanuel Okpomo	Fr.	C	6-10	225	Delta State, Nigeria	Oak Hill (Va.) Academy/Wake Forest
22	Ryan Sayers	Jr.	G	6-1	175	Pottstown, Pa.	Owen J. Roberts
23	Quincy Ademokoya	Fr.	G	6-6	185	Bloomington, Ill.	Norcross (Ga.)
24	Zach Hicks	Fr.*	F	6-7	185	Camden, N.J.	Camden Catholic
25	Jeremiah Williams	Fr.	G	6-5	185	Chicago, Ill.	Simeon
33	Colin Daly	Sr.	G	6-4	185	Havertown, Pa.	Archbishop Carroll/West Chester

## 2021-22 TEMPLE ALPHABETICAL ROSTER

NO.	NAME	YR.	POS.	HT.	WT.	HOMETOWN	HIGH SCHOOL/PREVIOUS SCHOOL
23	Quincy Ademokoya	Fr.	G	6-6	185	Bloomington, Ill.	Norcross (Ga.)
0	Khalif Battle	So.	G	6-5	175	Hillside, N.J.	Trenton Catholic/Butler
33	Colin Daly	Sr.	G	6-4	185	Havertown, Pa.	Archbishop Carroll/West Chester
1	Damian Dunn	R-Fr.	G	6-5	195	Kinston, N.C.	Meadowcreek (Ga.)
10	Jake Forrester	Jr.	F	6-8	220	Harrisburg, Pa.	Westtown/Indiana
24	Zach Hicks	Fr.*	F	6-7	185	Camden, N.J.	Camden Catholic
11	Nick Jourdain	Fr.	F	6-8	205	Clifton, N.J.	Immaculate Conception/Covenant Coll. Prep
4	Hysier Miller	Fr.*	G	6-1	170	Philadelphia, Pa.	Neumann Goretta
21	Emmanuel Okpomo	Fr.	C	6-10	225	Delta State, Nigeria	Oak Hill (Va.) Academy/Wake Forest
14	Arashma Parks	R-So.	F	6-9	230	Cleveland, Ohio	Phelps School (Pa.)
22	Ryan Sayers	Jr.	G	6-1	175	Pottstown, Pa.	Owen J. Roberts
13	Tai Strickland	R-So.	G	6-2	180	Tampa, Fla.	St. Petersburg/Wisconsin
3	Sage Tolbert III	Jr.	F	6-8	210	New Orleans, La.	Fort Bend Travis/SE Missouri State
2	Jahlil White	Fr.	G	6-7	180	Whitesboro, N.J.	Wildwood Catholic
25	Jeremiah Williams	Fr.	G	6-5	185	Chicago, Ill.	Simeon

\* - denotes true freshmen

### COACHING STAFF

**Head Coach** – Aaron McKie (Temple '94/Third year) Overall/Temple Record: 19-28

**Associate Head Coach** – Monté Ross (Winston-Salem '92/Second year)

**Assistant Coaches** – Chris Clark (Temple '08/Sixth year), Jimmy Fenerty (Dickinson '13/Third year)

**Assistant to the Head Coach** – Mark Macon (Temple '91/Third year)

**Director of Player Development** – Jason Ivey (Temple '96/Third year)

**Director of Basketball Operations** – Raheem Mapp (Temple '09/Seventh year)

**Assistant Dir. of Basketball Operations** – Mike Clark (Indiana '14/Fourth year)

## 2021-22 TEMPLE ROSTER INFORMATION

### BY STATE/COUNTRY

Florida .....(1) Tai Strickland  
 Illinois .....(2) Quincy Ademokoya  
 .....Jeremiah Williams  
 Louisiana .....(1) Sage Tolbert III  
 New Jersey .....(4) Khalif Battle  
 .....Nick Jourdain  
 .....Jahlil White  
 .....Zach Hicks  
 North Carolina.....(1) Damian Dunn  
 Ohio .....(1) Arashma Parks  
 Pennsylvania .....(4) Jake Forrester  
 .....Hysier Miller  
 .....Ryan Sayers  
 .....Colin Daly  
 Nigeria .....(1) Emmanuel Okpomo

### BY CLASS

**Freshmen**.....(8) Quincy Ademokoya  
 .....Damian Dunn  
 .....Nick Jourdain  
 .....Jahlil White  
 .....Jeremiah Williams  
 .....Emmanuel Okpomo  
 .....Hysier Miller  
 .....Zach Hicks  
**Sophomores** .....(3) Khalif Battle  
 .....Arashma Parks  
 .....Tai Strickland  
**Juniors**.....(3) Jake Forrester  
 .....Sage Tolbert III  
 .....Ryan Sayers  
**Seniors** .....(1) Colin Daly

### PRONUNCIATION GUIDE

Ademokoya ..... adem-oh-KOY-ah  
 Khalif ..... KAY-Liff  
 Jourdain ..... Jore-DANE  
 Hysier ..... ha-SEER

## NEWS AND NOTES

### SCOUTING TEMPLE

- > Temple opened its season Wednesday with a 72-49 win over visiting Maryland Eastern Shore.
- > The Owls return four starters from last season, and it was no surprise that their top two scorers led the way against the Hawks.
- > Khalif Battle, who averaged 15 ppg last year, topped all scorers with 22 points while pulling down six rebounds. Damian Dunn, who scored at a 13.5 ppg in '20-21, also averaged double figure points in 2020-21, also reached double figures with 18 with Tai Strickland coming off the bench for 10 points, his best outing as an Owl.
- > True freshman Zach Hicks was impressive in his debut with nine points on three-of-six shooting from long range while also blocking two shots.
- > Nick Jourdain came off the bench to pull down a game and career high nine rebounds while Jeremiah Williams (7 pts) added a game-high four assists.
- > Sage Tolbert III, who played in only the season finale last year while recovering from injury, made his first start.

### SCOUTING USC

- > The Trojans return six of their top eight scorers from the 2020-21 team which went 25-8, finished second in the Pac-12 by percentage points and advanced to the NCAA Tournament Elite Eight.
- > Gone from that team are leading scorers Evan Mobley (NBA) and Tahj Eaddy (graduated), but back are forwards Isaiah Mobley, Chevez Goodwin and Max Agbonkpolo and guards Ethan Anderson, Drew Peterson and Isaiah White, almost all logging over 500 minutes of action last season.
- > In all, 11 players return, and the Trojans have added transfer guard Boogie Ellis, the AAC Co-Sixth Man of the Year and three new freshmen, including California Gatorade Player of the Year guard Malik Thomas.
- > Picked to finish third in the Pac-12, USC opened its season on Nov. 9 with a resounding 89-49 home win over Cal State Northridge.
- > Andy Enfield is in his ninth season at USC and has an 158-110 record at the school. (4th-most wins in school history). Formerly at Florida Gulf Coast, he is one win shy of 200 (199-138) in 10 seasons as a head coach.

### SERIES HISTORY

- > This is the ninth meeting between USC and Temple and the return game of a home-and-home series that started with Owls' 70-61 win in Los Angeles on Nov. 22, 2019.
- > The teams played a series of games in Philadelphia in the late 30s, early 40s with USC, starting the season after the Owls won the 1938 NIT. That first game was a 46-34 Trojan win on Dec. 26, 1938. USC won four of the five meetings in the stretch with its other win occurring on Dec. 29, 1969, when the 12th-ranked Trojans defeated the Owls, 68-53, at the Far West Classic in Portland, Ore.
- > The only other meeting was the Owls' 1994-95 season opener, a 65-54 Temple win on Nov. 27 at the Martin Luther King Classic in Memphis.
- > USC owns a 5-3 lead in the series.

### LAST MEETING: TEMPLE 70, @USC 61 (NOV. 23, 2019)

- > De'Vondre Perry scored eight of his season-high tying 12 points in a decisive 19-2 Temple second half run to lift the Owls to a 70-61 win over USC at the Galen Center.
- > Four Owls scored in double figures led by Josh Pierre-Louis's season high 15 points. He also added season bests in minutes (17), assists (3) and steals (3).
- > Quinton Rose scored all 12 of his points in the second half, making four of five from the field. Seven of his points came in the final four minutes to keep the Trojans at bay. He also led the team with five assists while making two steals.

## PROGRAM INFORMATION

### ALL-TIME

- First year: 1885 (126th season)
- Record: 1,946-1,106 (5th winningest D-1 program)
- **NCAA Appearances (33):** 1944, 1956, 1958, 1964, 1967, 1970, 1972, 1979, 1984, 1985, 1986, 1987, 1988, 1990, 1991, 1992, 1993, 1994, 1995, 1996, 1997, 1998, 1999, 2000, 2001, 2008, 2009, 2010, 2011, 2012, 2013, 2016, 2019
- **Final Four (2):** 1956 & 1958
- **Elite Eight (7):** 1956, 1958, 1988, 1991, 1993, 1999, 2001
- **Sweet 16 (7):** 1956, 1958, 1988, 1991, 1993, 1999, 2001
- NCAA Record: 33-33
- NIT Appearances (18): 1938, 1957, 1960, 1961, 1962, 1966, 1968, 1969, 1978, 1981, 1982, 1989, 2002, 2003, 2004, 2005, 2006, 2015, 2018
- **NIT Championships (2):** 1938, 1969

### TEMPLE UNIVERSITY

Location: .....Philadelphia, Pa.  
 Founded: .....1884  
 Enrollment: ..... 41,000 (approx.)  
 President:..... Dr. Jason Wingard  
 Director of Athletics:.....Arthur Johnson  
 Nickname: ..... Owls  
 Colors: ..... Cherry (201c) and White  
 Home Court: ..... Liacouras Center (10,000)

## LAST FIVE VS. USC

DATE	RESULT	LOCATION
11/22/19	W, 70-61	A
11/27/94	W, 65-54	N
12/29/69	L, 68-53	N
12/28/46	L, 68-54	H
12/20/42	L, 47-35	H

## MATCHUP NOTES

**OVERALL.....USC, 5-3**  
 First Meeting..... USC, 46-34 (12/26/38)  
 Last Meeting..... Temple, 70-61 (11/22/19)  
 Home..... 1-4  
 Away..... 1-0  
 Neutral site..... 1-1  
 Current Streak..... Temple, Won 2  
 Longest TEM Winning Streak..... W2  
 Longest USC Winning Streak..... W3  
 Largest TEM Margin of Victory ....11 (65-54) 11/27/94  
 Largest USC Margin of Victory . 16 (46-30) 12/27/39

## TEMPLE MEN'S BASKETBALL SOCIAL MEDIA



/TempleMensBasketball



@TUMBBHoops



/TUMBBHoops

#TUMBB  
#ALLin

## NCAA DIVISION I WINS

# 1,946 Victories

### 5th All-Time in Wins

- > Temple's 90-73 victory over ECU on Feb. 7, 2018 put the Owls in elite company as they joined Kentucky, Kansas, North Carolina and Duke with 1,900 wins. Temple Basketball owns a 122-year won-loss record of 1,940-1,094. The Owls history also includes:
  - > 52 postseason tournament appearances (33 NAAs, 19 NITs)
  - > Two Final Four appearances (1956 and 1958) under Harry "The Chief" Litwack.
  - > Five regional finals in 22 years under John Chaney (1988, 1991, 1993, 1999 and 2001)
  - > NIT championships in 1938 and 1969.
  - > Two Naismith Basketball Association Hall of Fame Coaches in Litwack and Chaney.

## Top 10 Division I Schools in Total Victories

Kentucky .....	2,327
Kansas .....	2,324
North Carolina .....	2,294
Duke.....	2,215
TEMPLE.....	1,946
Syracuse .....	1,941
UCLA.....	1,929
Notre Dame .....	1,911
St. John's .....	1,888
Indiana.....	1,869

\*as of 11/11/21  
Source: NCAA

## NEWS AND NOTES

### @TEMPLE 72, MARYLAND EASTERN SHORE 49 (NOV. 10, 2021)

- > Temple Men's Basketball hit the century mark for season-opening wins, posting a 72-49 win over visiting Maryland Eastern Shore. The Owls are now a perfect 3-0 in season openers under head coach Aaron McKie. Overall, Temple has won six straight openers and is now 100-26 in its first game of the season.
- > Khalif Battle (22 pts), Damian Dunn (18) and Tai Strickland (10) led the way in the scoring column while true freshman Zach Hicks (9 pts) hit two big threes during a second half run that helped put the game away.
- > Leading 26-25 at the half, Temple ran off 10 straight points over a two-minute stretch to take a 46-35 lead. Hicks' second three of the night jump-started the run which included a Battle three sandwiched between two Tai Strickland baskets.
- > Temple would keep the visitors at arm's length the rest of the way. The Owls would close the game with a 10-0 run to break the game open, 70-47, on a Strickland jumper with under two minutes remaining.

### NEW FACES OF TEMPLE

- > Temple has two new faces at the helm now as Dr. Jason Wingard took over as the university's new president over the summer, and Arthur Johnson was announced as the Owls' new Vice President and Director of Athletics on October 7.
- > Wingard comes to Temple after previously serving as the dean of the School of Professional Studies at Columbia University.
- > Johnson joins the Owls from the University of Texas where he served as the Executive Senior Associate Athletic Director for Facilities and Operations.

### LIGHTS, CAMERA, ACTION

- > The Liacouras Center will sport a new digital look for the upcoming basketball season, designed and installed by experience design and execution company, ANC. The more than 2,200 square feet of high-definition LED will create a state-of-the-art experience for Temple fans, graduates, concert goers and special event attendees. > The upgraded digital experience features unmatched quality and greater pixel density which provides crisper visuals, particularly for fine details, even at short viewing distances.
- > The new centerhung scoreboard is comprised of 8 separate videoboards that total more than 750 square feet of 4 mm LED and over 5.8 million pixels.
- > The arena also has upgraded to a state of the art sound system.

### WALKING ON

- > Ryan Sayers, a 6-1, 175-pound junior guard who played his high school basketball at Owen J Roberts, made the Temple University men's basketball team as a walk-on.
- > Sayers averaged 14 points as a senior (2018-19) at Owen J. Roberts, while making 40 three-pointers and earning the team's Offensive Player of the Year award.
- > A standout student at Temple, Sayers has been on the dean's list every semester and owns a 3.95 cumulative grade point average while majoring in risk management and insurance.

### NEW ADDITIONS

- > Allen Son, who spent the last three years as a strength coach at IMG Academy, and Mac Ryan, who previously served as a graduate manager on the Temple men's basketball staff, have joined the Temple University men's basketball staff.
- > Son has been named the Director of Men's Basketball Sport Performance while Ryan will serve as the team's video coordinator.

### MAKING AN IMPACT

- > Temple Men's Basketball signed 15-year-old Omar Singhateh in September 2021.
- > A member of the Team Impact program, Omar signed his letter in front of the Temple Basketball team and his parents and younger brother in the program's film room.
- > Omar, who lives with sickle cell, a condition that affects his red blood cells, resides in Philadelphia with his parents and three brothers. He was matched with the Temple men's basketball team in September of 2020, and since then, he and his teammates have been communicating virtually.

### FOUR OWLS NAMED TO NABC HONORS COURT; TEAM HONORED

- > The National Association of Basketball Coaches (NABC) announced the 2020-21 NABC Honors Court in July and four Owls Jake Forrester (Criminal Justice), Arashma Parks (Advertising), Tai Strickland (Finance) and Colin Daly (Business Management).
- > Temple was also recognized with the Team Academic Excellence award for outstanding academic achievement by a team with a cumulative grade point average (GPA) of 3.0 or better for the 2020-21 season.

## NEWS AND NOTES

### CHARLESTON CHARM

- > Temple will again play in the Shriners Children's Charleston Classic, meeting Clemson on Thursday, Nov. 18 at 4 p.m.
- > Temple will play either St. Bonaventure or Boise State in its second game of the tournament, held at TD Arena in Charleston, S.C. on Nov. 19 (12/2:30 p.m.) The rest of the field includes Marquette, Ole Miss, Elon, and West Virginia.
- > This is the fourth time the Owls will compete in the Charleston Classic, with Temple defeating Clemson to take home the title in 2017. Temple won the first two games of the 2008 tournament before falling to the Tigers in the championship game and dropped the opener against the Tigers in 2013 on the way to a fifth-place finish.

### HOME SWEET HOME

- > The Liacouras Center has proven to be a tremendous home court advantage. Since the arena opened its doors in 1997, the Owls have posted a 237-84 (.739) all-time record, and set the record for wins in a single season with 16 in 2014-15.

### FOR THREE

- > Temple has made at least one three-pointer in 814 consecutive games.
- > The last time the Owls did not make a three-pointer in a game was February 1, 1996. Temple missed all 16 three-point attempts that day in dropping a 59-35 decision to #1 UMass at McGonigle Hall.

### PASSING FANCY

- > Point guard Jeremiah Williams became just the second Temple true freshman to lead the team in assists when he averaged 4.1 per game last season. He joins Pepe Sanchez, who averaged 5.3 apg during the 1996-97 season.
- > Williams picked up right where he left off, leading Temple with four assists against Maryland Eastern Shore.

### CHARITY STRIPING

- > Damian Dunn has a knack for getting to the foul line. Last season, he ranked fifth in the NCAA in free throws made per game (6.08) and attempts (7.92).
- > In the opener, he found his way to the line five times, making all of his free throws.
- > He is the first Owl to average more than six free throws made per game since Khalif Wyatt set the school record for free throws made in a season with 204 in 2012-13 for a 6.00 average per game. Wyatt averaged 6.97 attempts per game that season.
- > Temple single season records are held by Bill "Pickles" Kennedy for free throws made per game (6.8, 1959-60) and Jim Williams for free throws attempted per game (8.9, 1963-64).

### GOING OT

- > Temple is 66-50 all-time in overtime games and have won their last seven overtime contests.
- > Since the 2014-15, Temple is tied first in the nation in OT wins with Auburn. The Owls are 12-3 during this span with Auburn at 12-2.
- > Temple last played an overtime contest on Feb. 20, 2020, a 93-89 2OT win over UConn.
- > Aaron McKie is 2-0 in overtime games as the head coach at Temple.

### LEGACY OWL

- > Temple junior forward Jake Forrester is following in his father's footsteps as a member of the Owls' basketball team. Jake's father, Dwight Forrester, played in 54 games from 1981-82 through 1984-85, scoring 58 points and grabbing 55 rebounds.

### NEXT UP

- > Temple will travel to the Shriners Charleston Classic next week. The Owls open with Clemson on Thursday, Nov. 18 (4/4:30 pm/ESPN2/1210 AM WPHT).

## 2021-22 PRESEASON POLL

### AMERICAN PRESEASON POLL

Rank	School	Points
1.	Houston (8)	98
2.	Memphis (3)	92
3.	SMU	77
4.	Wichita State	76
5.	UCF	66
6.	Cincinnati	52
7.	Tulsa	43
8.	Temple	37
9.	USF	25
	Tulane	25
11.	ECU	14

\*(First-place votes in (parentheses))

## 2021-22 AMERICAN STANDINGS

School	Conf.	%	Overall	%	Streak
Cincinnati	0-0	0.000	1-0	1.000	W1
ECU	0-0	0.000	1-0	1.000	W1
Houston	0-0	0.000	1-0	1.000	W1
Memphis	0-0	0.000	1-0	1.000	W1
SMU	0-0	0.000	1-0	1.000	W1
<b>Temple</b>	<b>0-0</b>	<b>0.000</b>	<b>1-0</b>	<b>1.000</b>	<b>W1</b>
Tulane	0-0	0.000	1-0	1.000	W1
Tulsa	0-0	0.000	1-0	1.000	W1
UCF	0-0	0.000	1-0	1.000	W1
USF	0-0	0.000	1-0	1.000	W1
Wichita State	0-0	0.000	1-0	1.000	W1

## 2020-21 SEASON HONORS

### AAC Freshman of the Week

Date	Player
Jan. 18	Damian Dunn
Feb. 8	Damian Dunn
Feb. 15	Jeremiah Williams

### AAC WEEKLY HONOR ROLL

Date	Player
Dec. 21	Damian Dunn
Jan. 18	Jake Forrester
Jan. 25	Jake Forrester
Feb. 22	Khalif Battle
March 1	Khalif Battle

### BIG 5 WEEKLY HONOR ROLL

Date	Player
Feb. 1	Khalif Battle
Feb. 8	Damian Dunn
Feb. 15	Brendan Barry
Feb. 22	Khalif Battle
March 1	Khalif Battle

## TEMPLE'S RECORD WHEN...

At home	1-0	No Owls score in double figures	0-0	Has more steals	1-0
On the road	0-0	Five Owls score in double figures	0-0	Has fewer steals	0-0
At a neutral site	0-0	More than 5 in double figures	0-0	Has equal steals	0-0
Coming off a loss	0-0	All starters score in double figures	0-0	Has more blocks	1-0
Coming off a win	0-0	In overtime games	0-0	Has fewer blocks	0-0
Scoring first	0-0	Shooting 40% or better	1-0	Has equal blocks	0-0
Leading at halftime	1-0	Shooting under 40%	0-0	Playing in November	1-0
Trailing at halftime	0-0	Opp. shoots 40% or better	0-0	Playing in December	0-0
Tied at halftime	0-0	Opp. shoots under 40%	1-0	Playing in January	0-0
Scoring 65 or more points	1-0	Out-shooting its opponent	1-0	Playing in February	0-0
Scoring fewer than 65 points	0-0	Out-shot by opponent	0-0	Playing in March	0-0
Margin is 3 points or less	0-0	Shooting 70% or better FTs	0-0	Playing on Monday	0-0
Margin is between 3-10 points	0-0	Shooting under 70% FTs	1-0	Playing on Tuesday	0-0
Margin is more than 10	1-0	Opp. shoots 70% or better FTs	1-0	Playing on Wednesday	1-0
Scoring 100+ points	0-0	Opp. shoots under 70% FTs	0-0	Playing on Thursday	0-0
Scoring 90-99 points	0-0	Shooting 40% of better 3PTs	0-0	Playing on Friday	0-0
Scoring 80-89 points	0-0	Shooting under 40% 3PTs	1-0	Playing on Saturday	0-0
Scoring 70-79 points	1-0	Opp. shoots 40% or better 3PTs	0-0	Playing on Sunday	0-0
Scoring 60-69 points	0-0	Opp. shoots under 40% 3PTs	1-0	Wearing white	1-0
Scoring 50-59 points	0-0	Out-rebounding its opponent	1-0	Wearing cherry	0-0
Scoring less than 50 points	0-0	Out-rebounded by opponent	0-0	Wearing black	0-0
Opp. scores 100+ points	0-0	Same in rebounding	0-0		
Opp. scores 90-99 points	0-0	Has more turnovers	0-0		
Opp. scores 80-89 points	0-0	Has fewer turnovers	0-0		
Opp. scores 70-79 points	0-0	Has equal turnovers	1-0		
Opp. scores 60-69 points	0-0				
Opp. scores 50-59 points	0-0				
Opp. scores less than 50 points	1-0				

## 2021-22 MEN'S BASKETBALL TEAM



## TEAM HIGHS/LOWS

		<b>TEMPLE</b>	<b>USC</b>
Total Points	High	72 vs. Maryland Eastern Shore	89 vs. CSUN
	Low	72 vs. Maryland Eastern Shore	89 vs. CSUN
FG Made	High	28 vs. Maryland Eastern Shore	36 vs. CSUN
	Low	28 vs. Maryland Eastern Shore	36 vs. CSUN
FG Attempted	High	57 vs. Maryland Eastern Shore	64 vs. CSUN
	Low	57 vs. Maryland Eastern Shore	64 vs. CSUN
3PT FG Made	High	7 vs. Maryland Eastern Shore	6 vs. CSUN
	Low	7 vs. Maryland Eastern Shore	6 vs. CSUN
3PT FG Attempts	High	22 vs. Maryland Eastern Shore	20 vs. CSUN
	Low	22 vs. Maryland Eastern Shore	20 vs. CSUN
3PT FG %	High	.318 vs. Maryland Eastern Shore	.300 vs. CSUN
	Low	.318 vs. Maryland Eastern Shore	.300 vs. CSUN
FT Made	High	9 vs. Maryland Eastern Shore	11 vs. CSUN
	Low	9 vs. Maryland Eastern Shore	11 vs. CSUN
FT Attempted	High	16 vs. Maryland Eastern Shore	13 vs. CSUN
	Low	16 vs. Maryland Eastern Shore	13 vs. CSUN
FT %	High	.563 vs. Maryland Eastern Shore	.846 vs. CSUN
	Low	.563 vs. Maryland Eastern Shore	.846 vs. CSUN
Off. Rebounds	High	9 vs. Maryland Eastern Shore	12 vs. CSUN
	Low	9 vs. Maryland Eastern Shore	12 vs. CSUN
Total Rebounds	High	42 vs. Maryland Eastern Shore	40 vs. CSUN
	Low	42 vs. Maryland Eastern Shore	40 vs. CSUN
Rebound Margin	High	+10 vs. Maryland Eastern Shore	+15 vs. CSUN
	Low	+10 vs. Maryland Eastern Shore	+15 vs. CSUN
Assists	High	17 vs. Maryland Eastern Shore	15 vs. CSUN
	Low	17 vs. Maryland Eastern Shore	15 vs. CSUN
Blocked Shots	High	8 vs. Maryland Eastern Shore	6 vs. CSUN
	Low	8 vs. Maryland Eastern Shore	6 vs. CSUN
Steals	High	6 vs. Maryland Eastern Shore	8 vs. CSUN
	Low	6 vs. Maryland Eastern Shore	8 vs. CSUN
Turnovers Forced	High	13 vs. Maryland Eastern Shore	14 vs. CSUN
	Low	13 vs. Maryland Eastern Shore	14 vs. CSUN
Personal Fouls	High	14 vs. Maryland Eastern Shore	13 vs. CSUN
	Low	14 vs. Maryland Eastern Shore	13 vs. CSUN

## INDIVIDUAL HIGHS

	<b>TEMPLE</b>	<b>USC</b>
Points	Khalif Battle, 22	Ellis Boogie, 20
FG Made	Khalif Battle, 9	Ellis Boogie, 9
FG Attempted	Khalif Battle, 14	Ellis Boogie, 11
3PT FG Made	Battle & Hicks, 3	Ellis Boogie, 2
3PT FG Attempted	Khalif Battle, 7	Isaiah Mobley, 5
FT Made	Damian Dunn, 5	Kobe Johnson, 3
FT Attempted	Dunn & Williams, 5	Boubacar Coulibaly, 4
Rebounds	Nick Jourdain, 9	Isaiah Mobley, 9
Assists	Jeremiah Williams, 4	Isaiah Mobley, 3
Blocked Shots	Jake Forrester, 3	Max Agbonkpolo, 2
Steals	Hicks & Tolbert III, 2	Isaiah White, 3

## THE LAST TIME AN OWL...

Scored 30 Points.....	Khalif Battle (32) vs. USF (2/21/21)
Scored 40 Points.....	David Hawkins (41) vs. Massachusetts (3/3/04)
Two Players Scored 20 Points .....	Monty Scott (25) and Nate Pierre-Louis (22) vs. UConn (2/20/20)
Three Players Scored 20 Points .....	Dalton Pepper (26), Will Cummings (23) and Anthony Lee (20) vs. UCF (3/4/14)
Two Players Scored 30 Points.....	David Hawkins (41) and Mardy Collins (30) vs. Massachusetts (3/3/04)
Five Players Scored 10 Points .....	Forrester (17), Rose (14), N. Pierre-Louis (12), Parks (10), Scott (10) vs. Saint Joseph's (12/10/19)
Had 15 Rebounds.....	Ernest Aflakpui (15) vs. Penn (1/19/19)
Had 20 Rebounds.....	Lavoy Allen (21) at La Salle (2/28/10)
Had 10 Offensive Rebounds .....	Ernest Aflakpui (10) vs. Wichita State (3/15/19)
Had 10 Defensive Rebounds .....	Jeremiah Williams (10) vs. Tulane (1/31/21)
Two Players Had 10 Rebounds.....	Nate Pierre-Louis (12) and Damion Moore (10) vs. Tulsa (3/5/20)
Had a Double-Double in Points and Assists.....	Shizz Alston, Jr. (24 points, 11 assists) vs. Davidson (12/15/18)
Had Back-to-Back Double-Doubles .....	Nate Pierre-Louis (16 pts, 11 reb) vs. #15 Villanova (2/16/20); .....(23 pts, 14 reb) vs. UConn (2/20/20)
Had Three Consecutive Double-Doubles .....	Nate Pierre-Louis (16 pts, 10 rebs) vs. Drexel (11/5/19); .....(19 pts, 10 reb) vs. Morgan State (11/9/19); (21 pts, 12 reb) at La Salle (11/16/19)
Had Four Consecutive Double-Doubles .....	Nate Pierre-Louis (13 pts, 11 rebs) vs. Belmont (3/19/19); ..... (16 pts, 10 rebs) vs. Drexel (11/5/19); (19 pts, 10 reb) vs. Morgan State (11/9/19); (21 pts, 12 reb) at La Salle (11/16/19)
Had a Triple-Double .....	Pepe Sanchez (10 points, 10 rebounds, 10 assists) vs. La Salle (1/17/98)
Two Players Had Double-Doubles .....	Enechionya (20 pts, 14 rebs) and Aflakpui (12 pts, 10 rebs ) vs. La Salle (11/11/16)
Had Three Consecutive 30-Point Games .....	Dionte Christmas: 31 vs. Rhode Island (1/20/07), 34 at Penn (1/24/07), ..... 30 at Duquesne (1/27/07)
Made 10 Field Goals.....	Monty Scott (10-15, .667) vs. UConn (2/20/20)
Attempted 25 Field Goals .....	Quinton Rose (25) at Penn (1/25/20)
Shot .750 From the Field (min. 10 att.) .....	Quinton Rose (11-14, .786) at Tulane (2/12/20)
Made 15 Free Throws .....	Khalif Wyatt (15) vs. Duquesne (2/14/13)
Shot 1.000 From the Line (min. 10 att.).....	Damian Dunn (12-12) at Wichita State (2/7/21)
Made 7 Three-Pointers.....	Shizz Alston, Jr. (7) at ECU (1/16/19)
Attempted 15 Three-Pointers.....	Dionte Christmas (16) vs. Duquesne (3/14/09)
Shot .750 From 3-Point Range (min. 5 att.).....	Obi Enechionya (7-9, .778) at Georgia (12/22/17)
Had 10 Assists.....	Shizz Alston, Jr. (10) at Tulane (2/4/18)
Had 15 Assists.....	Pepe Sanchez (15) vs. Lafayette (3/17/00)
Had 10 Blocks .....	Duane Causwell (10) vs. Penn State (12/26/89)
Had Five Steals.....	Quinton Rose (5) at Wichita State (2/27/20)
Had 10 Steals .....	Mark Macon (11) vs. Notre Dame (1/29/89)
Led the Team in Points, Rebounds, and Assists .....	Khalif Battle (32 pts, 10 rebs, 5 asts) vs. USF (2/21/21)
Hit a Last Second Shot to Win a Game .....	Josh Brown at SMU (1/10/18)

## 2021-22 MEN'S BASKETBALL STAFF



## THE LAST TIME TEMPLE...

Won By 30 Points.....	Temple 108, Saint Joseph's 61 (12/10/19)
Won By 40 Points.....	Temple 108, Saint Joseph's 61 (12/10/19)
Scored 100 Points.....	Temple 108, Saint Joseph's 61 (12/10/19)
Scored Under 50 Points.....	44 at Tulsa (1/3/20)
Scored Under 40 Points.....	39 at UCF (1/7/18)
Scored 50 Points in a Half.....	55 points, First Half, vs. Saint Joseph's (12/10/19)
Scored 60 Points in a Half.....	63 points, Second Half, vs. LIU Brooklyn (12/21/13)
Scored Under 20 Points in a Half.....	16 Points, First Half at Penn (1/25/20)
Had a +20 Rebound Margin.....	+26 vs. Saint Joseph's (12/10/19)
Had 50 Rebounds.....	50 vs. NJIT (12/19/20)
Had Less Than 25 Rebounds.....	22 vs. Cincinnati (1/27/19)
Had 20 Offensive Rebounds.....	20 vs. SMU (2/13/19)
Had Less Than 5 Offensive Rebounds.....	4 vs. ECU (2/1/20)
Had 40 Defensive Rebounds.....	42 vs. Saint Joseph's (12/10/19)
Made 40 Field Goals.....	42 vs. Saint Joseph's (12/10/19)
Made Less Than 15 Field Goals.....	14 at Tulsa (2/22/15)
Attempted 80 Field Goals.....	83 vs. Rhode Island (2/4/89)
Attempted Less Than 40 Field Goals.....	32 vs. Princeton (12/20/04)
Shot .600 From the Field.....	.627 (42-67) vs. Saint Joseph's (12/10/19)
Made 30 Free Throws.....	30 vs. Delaware State (12/19/15)
Made Less Than 5 Free Throws.....	4 at Missouri (11/27/18)
Attempted 40 Free Throws.....	49 vs. Louisiana Tech (11/17/14)
Attempted Less Than 10 Free Throws.....	8 at Missouri (11/27/18)
Shot .900 From the Line (min. 10 attempts).....	.944 (17-18) at Saint Joseph's (12/1/18)
Made 10 Three-Pointers.....	11 at USF (2/24/21)
Made No Three-Pointers.....	0 vs. Massachusetts (2/1/96)
Attempted 25 Three-Pointers.....	27 vs. Tulane (1/31/21)
Attempted Less Than 10 Three-Pointers.....	7 at Saint Louis (1/11/12)
Had 25 Assists.....	26 vs. Toledo (11/14/10)
Had Less Than 5 Assists.....	4 vs. St. John's (11/28/10)
Had 25 Turnovers.....	28 vs. Duquesne (1/27/07)
Had Less Than 5 Turnovers.....	4 vs. UConn (3/7/15)
Had 10 Blocks.....	10 vs. West Virginia (11/25/16)
Had No Blocks.....	0 vs. Tulsa (1/26/21)
Had 15 Steals.....	16 at USF (3/5/17)
Had No Steals.....	0 vs. Richmond (3/13/03)
Last Overtime Game.....	93-89 (2OT) vs. UConn (2/20/20)
Last Overtime Victory at Home.....	93-89 (2OT) vs. UConn (2/20/20)
Last Overtime Victory on the Road.....	85-81 (OT) at Wichita State (1/6/19)
Temple Defeated a Ranked Opponent.....	65-52 vs. #16 Wichita State (1/15/20)
Temple Defeated a #1 Ranked Opponent.....	77-69 vs. #1 Cincinnati (2/20/00)

## 100 POINT GAMES

TEMPLE	DATE	OPPONENT	W/L	SCORE	DATE	OPPONENT	W/L	SCORE
					1/31/67	Gettysburg	W	109-73
					2/6/61	Muhlenberg	W	102-61
12/10/19		Saint Joseph's	W	108-61	1/3/61	Scranton	W	101-69
12/21/13		at LIU Brooklyn	W	101-65	2/4/56	at St. Francis (PA)	W	103-68
2/7/07		St. Bonaventure	W	109-70	1/26/56	Delaware	W	108-81
2/4/88		Duquesne	W	110-70	2/4/54	at Drexel	W	100-62
12/8/86		Penn	W	103-67	12/17/51	Glassboro St.	W	114-47
1/6/83		Rhode Island	W	103-94	12/14/50	at Glassboro St.	W	111-36
12/11/80		Point Park	W	105-75				
2/16/79		American	W	103-67				
2/23/72		Rhode Island	W	108-64				
2/27/70		Rider	W	107-74	12/9/07	Villanova	L	93-101
2/11/70		at Pittsburgh	W	101-72	2/7/93	Wake Forest	L	69-106
1/7/69		at Penn	W	107-83	2/5/66	Saint Joseph's [P]	L	74-105

**100-POINT GAMES FACTS**

**Temple 100-Point Game Record:** 20-0

**Home 100-Point Game Record:** 14-0

**Away 100-Point Game Record:** 6-0

**Overtime 100-Point Games:** 0

**Most Frequent 100-Point Game Opponents:**  
Glassboro State, Rhode Island, Penn (2)

**Most 100-Point Games in a season:**  
2 (1955-56, 1960-61, 1969-70)



## HEAD COACH **AARON MCKIE**

One of the greatest players in Temple Basketball history, Aaron McKie is in his third season as the head coach at his alma mater.

McKie officially took over the program where he starred under Hall of Fame coach John Chaney and served as an assistant coach for five seasons under Fran Dunphy, in April

of 2019. He is the 18th head coach in Temple men's basketball history, but just the fifth since Hall of Fame coach Harry Litwack took over the reins of the program in 1952. He is also the first alum to serve as the Owls' head coach since Litwack, who won 373 games and made two Final Four appearances in his 21-year tenure.

His first season at the helm was a year of transition for the new Temple mentor. After starting the season with four straight wins, which is the best start by a first-year Temple coach since Josh Cody ('42-'43), the Owls fell in a close contest, 76-69, to #5 Maryland. The team ended the calendar year with a 9-3 mark, but the 2020 took its toll.

Temple posted just one win in January, but that victory, a 65-53 defeat of #16 Wichita State, extended the program streak of 13 straight seasons with a win over a ranked foe. McKie also became the first first-year Temple coach to defeat a nationally-ranked team since 1952-53 (Harry Litwack).

After regrouping, the Owls finished the 2019-20 campaign with a 14-17 record with the season coming to abrupt end to the Covid-19 pandemic.

His second season was full of stop and starts due to the pandemic. Temple, which had a limited preseason due to health restrictions in the city of Philadelphia, was unable to open its season until Dec. 19, a home victory of NJIT, due to Covid protocol issues within the program.

These protocol issues would result in five stoppages during the season and the cancellation of all but 15 regular season games. Without able to gain a rhythm, the Owls struggled during the 2020-21 campaign, finishing with a 5-11 record, 4-10 in conference play.

Prior to taking over as head coach, McKie served five seasons on Dunphy's staff at Temple, the last as associate head coach. In 2018-29, the Owls went 23-10, earned an NCAA Tournament berth and tied for third in the American Athletic Conference after being picked to finish sixth. The 20-win season was the third for Temple in McKie's five years on the staff, during which the Owls went to the NCAA Tournament twice and to the NIT Semifinals in 2015.

The Philadelphia basketball roots are deep for McKie and started in high school where he played at nearby Simon Gratz ('90). There, under the tutelage of legendary coach Bill Ellerbee, he helped lead the

Bulldogs to the 1990 Philadelphia Public League Championship, their first title since 1939.

McKie then took his talents to North Broad Street to play under another legend in Chaney. Arguably one of the best players in Temple history, he had an incredible three-year playing career for the Owls (1991-92 through 1993-94) and is tied for sixth on the school's all-time scoring list with 1,650 points. A starter for all 92 games, he averaged 17.9 points per game while leading the Owls to three NCAA Tournaments and a trip to the 1993 Elite Eight. He earned many accolades during his heralded collegiate career, including Atlantic 10 Conference and Philadelphia Big 5 Player of the Year for his performance in the 1992-93 season, when he averaged a team-best 20.6 points per game.

Selected in the first round (17th overall) of the 1994 NBA Draft by the Portland Trail Blazers, McKie played 13 seasons, including eight with the Philadelphia 76ers where he was coached by another basketball giant in Larry Brown. As a member of the Sixers in 2000-01, McKie enjoyed his best season, taking home Sixth Man of the Year honors while helping his hometown team reach the NBA Finals.

McKie has more than a decade of coaching experience. Besides serving as an assistant coach under Dunphy for the past five seasons, he was also a five-year assistant (2007-13) on the 76ers staff and helped lead the franchise to four NBA playoff appearances.

McKie resides in the Philadelphia area with his wife, Lisa, and their four children, Erin, Jaron, and twin sons Justin and Julian.

### **As a Coach:**

2008-13: Philadelphia 76ers (assistant coach)  
2014-18: Temple (assistant coach)  
2018-19: Temple (associate head coach)  
2019-pres.: Temple (head coach)

### **As a Player:**

1991-94: Temple  
1994-97: Portland Trailblazers  
1997: Detroit Pistons  
1997-05: Philadelphia 76ers  
2005-07: Los Angeles Lakers

### **Career Highlights:**

2001: NBA Sixth Man of The Year  
1994: First Team All-Atlantic 10 Conference  
1994: First Team All-Big 5  
1993: AP Honorable Mention All-America  
1993: Atlantic 10 Player of the Year  
1993: Philadelphia Big 5 Player of Year  
1992: NCAA All-West Region  
1992: First Team All-Atlantic 10 Conference  
1992: First Team All-Big 5



#0

# KHALIF BATTLE

6-5 | 175 | SOPHOMORE | GUARD

EDISON, N.J. | TRENTON CATHOLIC | BUTLER

## OVERVIEW

**2021-22:** Led team in scoring in season opener, scoring game-high 22 points (9-14 FGs, 3-7 3pt) and grabbing six rebounds in win over Md. Eastern Shore.

**2020-21:** Second Team All-Philadelphia Big 5...Third Team All-American Athletic Conference...Led team in scoring at 15.0 ppg while ranking second in rebounding (6.4 rpg)...Joined starting lineup at Tulsa and led team in scoring and assists in all four of his starts and rebounding in three of four...Scored career-high 32 points vs, USF (2/1) and grabbed 10 rebounds for his second double-double...Also dished a career-high five assists...In first start at Tulsa, led the team in points (21), rebounds (7) and minutes (35)...Scored 22 points and grabbed six rebounds in win over USF...Played in 11 games, averaging 31.4 mpg (2nd on team)...Had first collegiate double-double, scoring 22 points and grabbed 11 rebounds in win over Tulsa (1/26)...Also had a double-double, 18 points, 10 rebounds in season-ending loss to USF in AAC Tournament...Scored 14 points and grabbed six rebounds in 32 minutes (2nd most on team) in loss to #8 Houston...Scored in double figures eight times...Missed first five games due to hamstring injury.

**2019-20 (Butler):** Saw action in 24 games, averaging 11 minutes per game...Posted double-figures in two games with his season-high of 11 points coming in the season-opening win over IUPUI Nov. 6...Averaged 3.0 points per game...Scored 10 points in the Dec. 14 win over Southern, adding a season-high four rebounds...Shot 33 percent from the field, including 30 percent (13-of-43) from three-point range...His four assists at Creighton Feb. 23 were a season-high.

**High School:** Ranked as the 82nd-best prospect in the 2019 class by ESPN, as well No. 120 by Rivals and No. 126 by 247sports (all three rated him as a four-star recruit)...averaged 23.7 points per game as a senior at Trenton Catholic...2018-19 Times of Trenton Boys Basketball Player of the Year...The Trentonian's Area Player of the Year...scored at least 30 points eight times during his senior season ...participated in the 2019 American Family Insurance High School Slam Dunk Contest as part of Final Four Weekend...scored more than 1,000 points in high school despite missing his sophomore season due to injury...team won the Burlington County Scholastic League-Liberty Division title and the 2019 Mercer County Tournament crown...in the four-game Mercer County Tournament, he scored 123 points (30.8 ppg) to win MVP honors...NJHoops.com All-Mercer County Team...averaged 18.5 points, 5.3 rebounds and 3.0 assists per game as a junior at Trenton Catholic...previously attended St. Joseph's High School alongside his brother, Tyus...played on the 2017 summer circuit with New Jersey Playaz, and averaged 13.4 points, 3.9 rebounds and 2.2 assists in Nike EYBL play...played at Trenton Catholic for both Fred Falchi and Eric Elliott.

SEASON HIGHS				CAREER HIGHS			
	Opponent		Date		Opponent		Date
PTS	22	UMES	11/10/21	PTS	32	USF	2/21/21
REB	6	UMES	11/10/21	REB	11	Tulsa	1/26/21
AST	1	UMES	11/10/21	AST	5	2x, last USF	3/11/21
STL				STL	2	2x, last vs. Cincinnati	2/4/21
BLK				BLK	2	USF	3/11/21
MIN	34	UMES	11/10/21	MIN	38	USF	2/21/21

## GAME-BY-GAME

Opponent	MIN	FG-A	3PT-A	FT-A	OR	DR	TR	F	A	TO	BL	S	PTS
UMES	34	9-14	3-7	1-1	1	5	6	3	1	2	0	0	22
USC													
vs. Clemson													
vs. Boise State or St. Bonaventure													
vs. TBA													
Delaware													
La Salle													
Penn													
at Vanderbilt													
at Saint Joseph's													
UCF													
Drexel													
Delaware State													
at Villanova													
Houston													
at UCF													
ECU													
at Tulsa													
Wichita State													
at USF													
Cincinnati													
at SMU													
at ECU													
Tulsa													
at Tulane													
SMU													
at Cincinnati													
at Memphis													
Tulane													
at Houston													
USF													
AAC Tournament													

## KHALIF BATTLE CAREER STATISTICS

YEAR	GP-GS	MIN-AVG.	FG-FGA	PCT	3P-3PA	PCT	FT-FTA	PCT	OFF	DEF	TOT	AVG	PF-FO	A	TO	BLK	ST	PTS	AVG
2019-20*	24-0	264-11.0	25-75	.333	13-43	.302	9-14	.643	0	25	25	1.0	32-0	13	18	0	10	72	3.0
2020-21	11-4	345-31.4	51-146	.349	23-73	.315	40-50	.800	8	62	70	6.4	34-0	26	30	2	4	165	15.0
2021-22	1-1	34-34.0	9-14	.643	3-7	.429	1-1	1.000	1	5	6	6.0	3-0	1	2	0	0	22	22.0
<b>TOTAL</b>	<b>36-5</b>	<b>643-17.9</b>	<b>85-235</b>	<b>.362</b>	<b>39-123</b>	<b>.317</b>	<b>50-65</b>	<b>.769</b>	<b>9</b>	<b>92</b>	<b>101</b>	<b>2.8</b>	<b>69-0</b>	<b>40</b>	<b>50</b>	<b>2</b>	<b>14</b>	<b>259</b>	<b>7.2</b>

\*at Butler



# #1

# DAMIAN DUNN

**6-5 | 195 | R-FRESHMAN | GUARD**  
**KINSTON, N.C. | MEADOWCREEK**

## OVERVIEW

**2021-22:** Tallied 18 points, making six-of-13 from the field and all five free throws to help team to a season-opening win over Md. Eastern Shore.

**2020-21:** Philadelphia Big 5 co-Rookie of the Year and American Athletic Conference All-Rookie team...Second on the team (10th in AAC) in scoring (13.5 ppg)...Made 79-103 free throws (.767) with his 6.1 made per game and 7.9 attempts per game ranking fifth nationally in both categories...Earned AAC Freshman of the Week and Big 5 Honor Roll (2/8)...Earned Big 5 Player of the Week and AAC Rookie of the Week(1/17)...Earned AAC Rookie of the Week (2/8)...Double figures scoring in team-high eight games... Career-high 22 points to lead all scorers at Wichita State (2/7), scoring a career-high 12 free throws on 12 attempts...Scored game-high 18 points with team-high five assists in season-opening win over NJIT...Tallied 15 in loss to SMU (12/30) and tied for team honors with 17 at SMU (1/11)...Also scored 16 points against Cincinnati (2/4) and made 10 free throws...Held scoreless in his last game at Cincinnati, playing only 12 minutes due to minor knee injury...Missed final three regular season games...Scored 11 points off the bench in AAC Tournament loss to USF.

**2019-20:** Saw lone action of the season at Tulsa, playing 18 minutes and contributing one point and four rebounds..Sidelined for first 12 games with a right foot injury suffered in the preseason...Reinjured foot following Tulsa game and missed remainder of the season.

**High School:** Played his senior year at Meadowcreek (Ga.) High after transferring from Kinston High in N.C. following the 2017-18 academic year...Named honorable mention all-state...Averaged 12.6 points, 6.8 rebounds, 2.6 assists and 1.2 steals per game in his senior year, leading Meadowcreek to a 26-6 overall record, a 12-1 region record and an appearance in the state championship game...Averaged 17.5 points, 6.0 rebounds, 2.3 assists and 1.4 steals per game as a junior at Kinston while helping lead the Vikings to the top seed in the NCHSAA 2A Eastern bracket and a share of the ECC title...Earned First Team All-District 3 honors by the N.C. Basketball Coaches Association in 2017-18.

SEASON HIGHS				CAREER HIGHS			
		Opponent	Date			Opponent	Date
PTS	18	UMES	11/10/21	PTS	22	at Wichita State	2/7/21
REB	4	UMES	11/10/21	REB	7	3x, last at Wichita State	2/7/21
AST	2	UMES	11/10/21	AST	5	2x, last at SMU	1/11/21
STL	1	UMES	11/10/21	STL	1	6x, last vs. UMES	11/10/21
BLK				BLK	1	USF	3/11/21
MIN	35	UMES	11/10/21	MIN	37	NJIT	12/19/20

## GAME-BY-GAME

Opponent	MIN	FG-A	3PT-A	FT-A	OR	DR	TR	F	A	TO	BL	S	PTS
UMES	35	6-13	1-4	.5-5	0	4	4	1	2	1	0	1	18
USC													
vs. Clemson													
vs. Boise State or St. Bonaventure													
vs. TBA													
Delaware													
La Salle													
Penn													
at Vanderbilt													
at Saint Joseph's													
UCF													
Drexel													
Delaware State													
at Villanova													
Houston													
at UCF													
ECU													
at Tulsa													
Wichita State													
at USF													
Cincinnati													
at SMU													
at ECU													
Tulsa													
at Tulane													
SMU													
at Cincinnati													
at Memphis													
Tulane													
at Houston													
USF													
AAC Tournament													

## DAMIAN DUNN CAREER STATISTICS

YEAR	GP-GS	MIN-AVG.	FG-FGA	PCT	3P-3PA	PCT	FT-FTA	PCT	OFF	DEF	TOT	AVG	PF-FO	A	TO	BLK	ST	PTS	AVG
2019-20	1-0	18-18.0	0-4	.000	0-1	.000	1-2	.500	3	1	4	4.0	0-0	0	2	0	0	1	1.0
2020-21	13-12	362-27.8	46-138	.333	5-27	.185	79-103	.767	15	40	55	4.2	36-3	29	36	1	5	176	13.5
2021-22	1-1	35-35.0	6-13	.462	1-4	.250	5-5	1.000	0	4	4	4.0	1-0	2	1	0	1	18	18.0
<b>TOTAL</b>	<b>15-13</b>	<b>415-27.7</b>	<b>52-155</b>	<b>.335</b>	<b>6-32</b>	<b>.188</b>	<b>85-110</b>	<b>.773</b>	<b>18</b>	<b>45</b>	<b>63</b>	<b>4.2</b>	<b>37-3</b>	<b>31</b>	<b>39</b>	<b>1</b>	<b>6</b>	<b>195</b>	<b>13.0</b>



# #2

# JAHILIL WHITE

6-7 | 180 | FRESHMAN | GUARD

WHITESBORO, N.J. | WILDWOOD CATHOLIC

## OVERVIEW

**2021-22:** Made long-awaited Temple debut, grabbing four rebounds in 13 minutes of action in win over Md. Eastern Shore.

**2020-21:** Missed season due to successful surgery for a meniscus tear in his left knee on Nov. 3...Suffered the knee injury at practice on Oct. 24... Expected to make a full recovery.

**High School:** Earned Third Team All-State as a senior...During his final year, averaged 16.6 points, 4.9 rebounds, 2.8 assists and 2.4 steals per game, helping Wildwood Catholic to a third straight Cape-Atlantic League Tournament title and the South Jersey, Non-Public B crown - their first sectional title since 2007. He also averaged 16.3 points, 6.7 rebounds, 3.3 assists and 4.3 steals in the CAL Tournament....As a junior, averaged 18.6 points and 6.1 rebounds per game as a junior, helping lead Wildwood Catholic to the Cape Atlantic League title and the NJSIAA South Jersey Non-Public A sectional championship...Contributed 10 points, five rebounds and three steals in that loss to a Ranney School team that finished the season ranked No. 1 in the NJ.com poll and No. 11 in the USA Today Super 25 rankings.

SEASON HIGHS					CAREER HIGHS				
	Opponent		Date			Opponent		Date	
PTS						PTS			
REB	4	UMES	11/10/21			REB	4	UMES	11/10/21
AST	1	UMES	11/10/21			AST	1	UMES	11/10/21
STL						STL			
BLK						BLK			
MIN	13	UMES	11/10/21			MIN	13	UMES	11/10/21

## GAME-BY-GAME

Opponent	MIN	FG-A	3PT-A	FT-A	OR	DR	TR	F	A	TO	BL	S	PTS
UMES	13	0-2	0-2	0-0	1	3	4	1	1	2	0	0	0
USC													
vs. Clemson													
vs. Boise State or St. Bonaventure													
vs. TBA													
Delaware													
La Salle													
Penn													
at Vanderbilt													
at Saint Joseph's													
UCF													
Drexel													
Delaware State													
at Villanova													
Houston													
at UCF													
ECU													
at Tulsa													
Wichita State													
at USF													
Cincinnati													
at SMU													
at ECU													
Tulsa													
at Tulane													
SMU													
at Cincinnati													
at Memphis													
Tulane													
at Houston													
USF													
AAC Tournament													

## JAHILIL WHITE CAREER STATISTICS

YEAR	GP-GS	MIN-AVG.	FG-FGA	PCT	3P-3PA	PCT	FT-FTA	PCT	OFF	DEF	TOT	AVG	PF-FO	A	TO	BLK	ST	PTS	AVG
2020-21	0-0	0-0.0	0-0	.000	0-0	.000	0-0	.000	0	0	0	0.0	0-0	0	0	0	0	0	0.0
2021-22	1-0	13-13.0	0-2	.000	0-2	.000	0-0	.000	1	3	4	4.0	1-0	1	2	0	0	0	0.0
<b>TOTAL</b>	<b>1-0</b>	<b>13-13.0</b>	<b>0-2</b>	<b>.000</b>	<b>0-2</b>	<b>.000</b>	<b>0-0</b>	<b>.000</b>	<b>1</b>	<b>3</b>	<b>4</b>	<b>4.0</b>	<b>1-0</b>	<b>1</b>	<b>2</b>	<b>0</b>	<b>0</b>	<b>0</b>	<b>0.0</b>



# #3

# SAGE TOLBERT III

6-8 | 210 | JUNIOR | FORWARD

NEW ORLEANS, LA. | FORT BEND TRAVIS | SE MISSOURI STATE

## OVERVIEW

**2021-22:** Played 30 minutes in first start for Temple, grabbing four rebounds, dishing three assists and adding two steals and two blocks in win over Md. Eastern Shore.

**2020-21:** Was sidelined due to knee surgery until final game of season... Played eight minutes against USF in AAC Tournament, grabbing two rebounds and dishing one assist.

**2019-20 (Southeast Missouri State):** Started in all 31 games... Averaged 9.6 points and 7.0 rebounds a game... Second on the team in total points with 297... Posted a career-high 19 points and 17 rebounds at Eastern Kentucky (2/1)... Recorded five double-doubles... Shot 55 percent (104-of-189) from the field... Went 87-of-135 from the foul line (.644)... Dished 31 assists to lead the team and had 25 steals... Saw a career-high three steals at Austin Peay (1/2)... Led the team in blocks with 23... Averaged 10.1 points and 7.0 rebounds in OVC play.

**2018-19 (Southeast Missouri State):** Started 27 of 31 games as a freshman... Averaged 6.3 points and 5.0 rebounds a game... Ranked second on the team in rebounding... Shot 45.6 percent (72-of-158) from the field and 54.7 percent (47-of-86) at the free throw line... Ranked second on the team with 18 blocks... Dished out eight assists and had 15 steals... Rated 18th in the Ohio Valley Conference in rebounding... Made his first career start at Saint Louis (11/6)... Scored seven points, grabbed five rebounds and had a steal in 23 minutes against the Billikens... Finished with double digit rebounds for the first time in his career when he notched 10 vs. Chattanooga (11/17)... Scored 11 points at South Alabama (11/19)... Recorded his first career double-double with 11 points and 10 rebounds vs. Western Illinois (12/1)... Had a season-high 11 boards at Mississippi Valley State (12/4)... Tallied seven or more rebounds a total of nine times... Scored a season-high 18 points the first time he came off the bench vs. SIU Edwardsville (1/24)... Led the team in rebounding a team-high 11 times... Averaged 6.3 points and 4.2 rebounds in Ohio Valley Conference play.

**High School:** Spent the 2017-18 season at Combine Academy in Charlotte, North Carolina... Was Combine Academy's top scorer and rebounder with 15.8 points and 8.4 rebounds per game in 38 starts... Also averaged 1.7 blocks... First-Team All-District selection at Fort Bend Travis High School in Richmond, Texas before he attended Combine Academy... Played two varsity seasons at Fort Bend Travis... Averaged 11.4 points and 7.4 rebounds as a senior in 2016-17... Played 24 games, averaging 6.1 points and 3.5 rebounds the previous year.


SEASON HIGHS				CAREER HIGHS			
	Opponent	Date			Opponent	Date	
<b>PTS</b>				<b>PTS</b>	19	at Eastern Kentucky 2/1/20	
<b>REB</b>	4	UMES	11/10/21	<b>REB</b>	17	at Eastern Kentucky 2/1/20	
<b>AST</b>	3	UMES	11/10/21	<b>AST</b>	3	at Jacksonville St. 2/20/20	
<b>STL</b>	2	UMES	11/10/21	<b>STL</b>	3	at Austin Peay 1/2/20	
<b>BLK</b>	2	UMES	11/10/21	<b>BLK</b>	3	at Morehead State 1/30/20	
<b>MIN</b>	30	UMES	11/10/21	<b>MIN</b>	36	Eastern Illinois 2/27/20	

GAME-BY-GAME													
Opponent	MIN	FG-A	3PT-A	FT-A	OR	DR	TR	F	A	TO	BL	S	PTS
UMES	30	0-2	0-0	0-0	0	4	4	1	3	0	2	2	0
USC													
vs. Clemson													
vs. Boise State or St. Bonaventure													
vs. TBA													
Delaware													
La Salle													
Penn													
at Vanderbilt													
at Saint Joseph's													
UCF													
Drexel													
Delaware State													
at Villanova													
Houston													
at UCF													
ECU													
at Tulsa													
Wichita State													
at USF													
Cincinnati													
at SMU													
at ECU													
Tulsa													
at Tulane													
SMU													
at Cincinnati													
at Memphis													
Tulane													
at Houston													
USF													
AAC Tournament													

## SAGE TOLBERT III CAREER STATISTICS

YEAR	GP-GS	MIN-AVG.	FG-FGA	PCT	3P-3PA	PCT	FT-FTA	PCT	OFF	DEF	TOT	AVG	PF-FO	A	TO	BLK	ST	PTS	AVG
2018-19*	30-26	613-20.4	71-153	.464	3-7	.429	46-84	.548	55	99	154	5.1	96-8	8	63	18	15	191	6.4
2019-20*	7-7	166-23.7	26-43	.605	0-1	.000	16-28	.571	17	31	48	6.9	22-0	6	13	0	6	68	9.7
2020-21	1-0	8-8	0-2	.000	0-0	.000	0-0	.000	1	2	3	3.0	0-0	1	0	0	0	0	0.0
2021-22	1-1	30-30.0	0-2	.000	0-0	.000	0-0	.000	0	4	4	4.0	1-0	3	0	2	2	0	0.0
<b>TOTAL</b>	<b>39-34</b>	<b>817-20.9</b>	<b>97-200</b>	<b>.485</b>	<b>3-8</b>	<b>.375</b>	<b>62-112</b>	<b>.554</b>	<b>73</b>	<b>136</b>	<b>209</b>	<b>5.4</b>	<b>119-8</b>	<b>18</b>	<b>76</b>	<b>20</b>	<b>23</b>	<b>259</b>	<b>6.6</b>

\*at Southeast Missouri State



# #4

# HYSIER MILLER

6-1 | 170 | FRESHMAN | GUARD

PHILADELPHIA, PA. | NEUMANN GORETTI

## OVERVIEW

2021-22: Has yet to play.

**High School:** Named 2021 PA AAAA State Player of the Year, averaging 18.4 points, 10 rebounds, 6.4 assists & 2.9 steals...Recorded two triple-doubles in 2020-21, including a 30-point, 12-rebound and 10-assist outing in an overtime loss to league champion, Archbishop Wood...Played his first two seasons at Martin Luther King, he finished his career with 1,071 points...A third team All-State selection as a junior, he averaged 14.3 points, 4.8 rebounds and 3.0 assists per game...Led the Saints to the Philadelphia Catholic League Championship with the team finishing with a 24-4 record. Neumann Goretti advanced to the quarterfinals of the PIAA Class 3A tournament when play was shut down because of the coronavirus outbreak.

SEASON HIGHS			CAREER HIGHS		
	Opponent	Date		Opponent	Date
PTS			PTS		
REB			REB		
AST			AST		
STL			STL		
BLK			BLK		
MIN			MIN		

## GAME-BY-GAME

Opponent	MIN	FG-A	3PT-A	FT-A	OR	DR	TR	F	A	TO	BL	S	PTS
UMES													
USC													Did Not Play
vs. Clemson													
vs. Boise State or St. Bonaventure													
vs. TBA													
Delaware													
La Salle													
Penn													
at Vanderbilt													
at Saint Joseph's													
UCF													
Drexel													
Delaware State													
at Villanova													
Houston													
at UCF													
ECU													
at Tulsa													
Wichita State													
at USF													
Cincinnati													
at SMU													
at ECU													
Tulsa													
at Tulane													
SMU													
at Cincinnati													
at Memphis													
Tulane													
at Houston													
USF													
AAC Tournament													

## HYSIER MILLER CAREER STATISTICS

YEAR	GP-GS	MIN-AVG.	FG-FGA	PCT	3P-3PA	PCT	FT-FTA	PCT	OFF	DEF	TOT	AVG	PF-FO	A	TO	BLK	ST	PTS	AVG
2021-22	0-0	0-0.0	0-0	.000	0-0	.000	0-0	.000	0	0	0	0.0	0-0	0	0	0	0	0	0.0
<b>TOTAL</b>	<b>89-36</b>	<b>1863-20.9</b>	<b>166-411</b>	<b>.404</b>	<b>72-207</b>	<b>.348</b>	<b>61-89</b>	<b>.685</b>	<b>90</b>	<b>287</b>	<b>377</b>	<b>4.2</b>	<b>199-5</b>	<b>122</b>	<b>65</b>	<b>22</b>	<b>55</b>	<b>465</b>	<b>5.2</b>



# #10

# JAKE FORRESTER

**6-8 | 225 | JUNIOR | FORWARD**

**HARRISBURG, PA. | WESTTOWN | INDIANA**

## OVERVIEW

**2021-22:** Scored four points, grabbed four rebounds and made game and career-high three blocks in win over Md. Eastern Shore.

**2020-21:** Third on the team in scoring (9.3 ppg) and led the team in rebounding (6.4 rpg/9th AAC)...Led team and ranked fourth in AAC in field goal percentage (55-97, .567)...Scored in double figures in seven of the final 11 games, making 43-of-69 field goal attempts (62.3%)...Three double figure rebound games...Recorded lone double-double of the season (15 pts, 10 rebs) at Tulane...Made 6-7 field goals and grabbed team high eight rebounds to go along with game-high tying 15 points vs. #8 Houston... Career high 12 rebounds against SMU...Named to AAC Honor Roll twice... Earned NABC Honors Court for academic excellence.

**2019-20:** Played in 26 games, 16 starts..Averaged 7.5 ppg, 3.8 rpg, 17.3 mpg. and led team with 53.3 field goal percentage...Tallied double figures in 10 games with career-high 17 points against Saint Joseph's on a perfect 8-of-8 from the field outing...Scored 14 points vs. Rider (7-9 FG) and SMU...First double-double of career vs. Penn, 11 points and career-high 11 rebounds...Missed Tulane game (groin)...Received an NCAA waiver to make him eligible for competition on Nov. 26.

**2018-19 (at Indiana):** Played in 56 minutes over 13 games, averaging 2.1 points and 1.3 rebounds while shooting 54.5 percent from the field... Scored a career-high eight points and added two rebounds and a steal in seven minutes of action against Central Arkansas.

**High School:** Ranked as the #127 recruit by Rivals and #131 by 247Sports as a high school senior at Westtown (Pa.) High...Scored 1,392 career points...Named to the American Family Insurance ALL-USA Pennsylvania Boys Basketball Second Team...Averaged 12.2 points and 9.0 rebounds per game while leading Westtown to a 23-10 record and its fifth straight Friends Schools League championship in 2017-18...Helped Westtown to a 32-2 record in his junior year and a Pennsylvania Independent Schools Athletic Association (PAISAA) championship while earning first team all-conference accolades.

SEASON HIGHS				CAREER HIGHS			
	Opponent	Date		Opponent	Date		
PTS	4	UMES	11/10/21	PTS	17	Saint Joseph's	12/10/19
REB	4	UMES	11/10/21	REB	12	SMU	12/30/20
AST	1	UMES	11/10/21	AST	1	10x, last at Tulane	1/16/21
STL	1	UMES	11/10/21	STL	2	2x, last at UCF	12/31/19
BLK	3	UMES	11/10/21	BLK	3	UMES	11/10/21
MIN	11	UMES	11/10/21	MIN	32	Houston	1/23/21

## GAME-BY-GAME

Opponent	MIN	FG-A	3PT-A	FT-A	OR	DR	TR	F	A	TO	BL	S	PTS
UMES	11	2-6	0-0	0-2	1	3	4	1	1	1	3	1	4
USC													
vs. Clemson													
vs. Boise State or St. Bonaventure													
vs. TBA													
Delaware													
La Salle													
Penn													
at Vanderbilt													
at Saint Joseph's													
UCF													
Drexel													
Delaware State													
at Villanova													
Houston													
at UCF													
ECU													
at Tulsa													
Wichita State													
at USF													
Cincinnati													
at SMU													
at ECU													
Tulsa													
at Tulane													
SMU													
at Cincinnati													
at Memphis													
Tulane													
at Houston													
USF													
AAC Tournament													

## JAKE FORRESTER CAREER STATISTICS

YEAR	GP-GS	MIN-AVG.	FG-FGA	PCT	3P-3PA	PCT	FT-FTA	PCT	OFF	DEF	TOT	AVG	PF-FO	A	TO	BLK	ST	PTS	AVG
2018-19*	13-0	56-4.3	12-22	.545	0-0	.000	3-9	.333	6	11	17	1.3	15-1	0	5	4	1	27	2.1
2019-20	26-16	450-17.3	80-150	.533	0-0	.000	34-69	.493	29	70	99	3.8	69-0	8	40	10	5	194	7.5
2020-21	16-16	346-21.6	55-97	.567	0-0	.000	38-57	.667	29	73	102	6.4	48-2	2	31	6	1	148	9.3
2021-22	1-1	11-11.0	2-6	.333	0-0	.000	0-2	.000	1	3	4	4.0	1-0	1	1	3	1	4	4.0
<b>TOTAL</b>	<b>56-33</b>	<b>863-15.4</b>	<b>149-275</b>	<b>.542</b>	<b>0-0</b>	<b>.000</b>	<b>75-137</b>	<b>.547</b>	<b>65</b>	<b>157</b>	<b>222</b>	<b>4.0</b>	<b>133-3</b>	<b>11</b>	<b>77</b>	<b>23</b>	<b>8</b>	<b>373</b>	<b>6.7</b>

\*at Indiana



# #11

# NICK JOURDAIN

6-8 | 205 | FRESHMAN | FORWARD

CLIFTON, N.J. | IMMACULATE CONCEPTION/COVENANT COLLEGE PREP

## OVERVIEW

**2021-22:** Scored two points and grabbed career and game-high nine rebounds in win over Md. Eastern Shore.

**2020-21:** Played in 13 games, starting three times...Averaged 11.0 mpg, 2.6 ppg, 1.8 rpg...Started final three contests, all against USF, averaging seven points and 3.5 rebounds...Set career-highs with eight points, four rebounds in 26 minutes in first outing...Made seven-of-13 shots from the field and five-of-seven from long range in the three starts...Played 18 minutes and dished three assists while tallying four points at Tulsa...Scored four points at Wichita State...Played 12 minutes against NJIT, scoring two points and grabbing three rebounds...Scored two points in loss to Tulane (1/31).

**High School:** Earned all-tournament accolades at the National Prep School Invitational, averaging 19 points, 11 rebounds, three steals and three blocks per game in his one season at Covenant...Also played at Immaculate Conception High in Montclair, N.J.

SEASON HIGHS				CAREER HIGHS			
		Opponent	Date			Opponent	Date
PTS	2	UMES	11/10/21	PTS	8	USF	2/21/21
REB	9	UMES	11/10/21	REB	9	UMES	11/10/21
AST				AST	3	at Tulsa	2/16/21
STL				STL	1	at USF	2/24/21
BLK	2	UMES	11/10/21	BLK	3	at USF	2/24/21
MIN	19	UMES	11/10/21	MIN	30	at USF	2/24/21

## GAME-BY-GAME

Opponent	MIN	FG-A	3PT-A	FT-A	OR	DR	TR	F	A	TO	BL	S	PTS
UMES	19	1-4	.0-1	0-0	4	5	9	2	0	3	2	0	2
USC													
vs. Clemson													
vs. Boise State or St. Bonaventure													
vs. TBA													
Delaware													
La Salle													
Penn													
at Vanderbilt													
at Saint Joseph's													
UCF													
Drexel													
Delaware State													
at Villanova													
Houston													
at UCF													
ECU													
at Tulsa													
Wichita State													
at USF													
Cincinnati													
at SMU													
at ECU													
Tulsa													
at Tulane													
SMU													
at Cincinnati													
at Memphis													
Tulane													
at Houston													
USF													
AAC Tournament													

## NICK JOURDAIN CAREER STATISTICS

YEAR	GP-GS	MIN-AVG.	FG-FGA	PCT	3P-3PA	PCT	FT-FTA	PCT	OFF	DEF	TOT	AVG	PF-FO	A	TO	BLK	ST	PTS	AVG
2020-21	13-3	143-11.0	12-24	.500	5-7	.714	5-9	.556	10	13	23	1.8	15-0	4	6	10	1	34	2.6
2021-22	1-0	19-19.0	1-4	.250	0-1	.000	0-0	.000	4	5	9	9.0	2-0	0	3	2	0	2	2.0
<b>TOTAL</b>	<b>14-3</b>	<b>162-11.6</b>	<b>13-28</b>	<b>.464</b>	<b>5-8</b>	<b>.625</b>	<b>5-9</b>	<b>.556</b>	<b>14</b>	<b>18</b>	<b>32</b>	<b>2.3</b>	<b>17-0</b>	<b>4</b>	<b>9</b>	<b>12</b>	<b>1</b>	<b>36</b>	<b>2.6</b>



# #13

# TAI STRICKLAND

6-2 | 180 | R-SOPHOMORE | GUARD

TAMPA, FLA. | ST. PETERSBURG | WISCONSIN

## OVERVIEW

**2021-22:** Scored Temple career-high 10 points (4-5 FGs) in 17 minutes off the bench in win over Md. Eastern Shore.

**2020-21:** Played in six games, averaging 11.7 minutes per game...Played six minutes at Tulsa, scoring two points in his first since game five (UCF)... Scored six points in 15 minutes of work in his Temple debut vs. NJIT...Had successful surgery on his right shoulder on Aug. 27.

**2019-20:** Redshirt year...Did play with the Owls in the team's Bahamas Trip (Aug. 2019), where he tied for team-high honors with 13 points in a win over an IBA Select team (8/5).

**2018-19 (at Wisconsin):** Played sparingly in his one season with the Badgers, averaging 1.8 points per game while playing just 50 minutes...Best game was a 14-point, six-assist effort against Savannah State on Dec. 13.

**High School:** Transferred to St. Petersburg for his senior year after starting for two seasons at Tampa Catholic...At St. Petersburg, he averaged 17.0 points, 7.0 rebounds, 3.0 assists and 2.0 steals per game, helping the Green Devils to a record of 24-6...Led his high school teams to three state semifinals...Named first-team All-Pinellas County and earned Team Defensive Player of the Year honors in 2017-18.

**Personal:** Father, Rod, was a first-team All-American at DePaul (1985-88) and spent 17 seasons playing in the NBA for nine teams from 1988 to 2005...Rod and Temple head coach Aaron McKie played two seasons together for the Portland Trailblazers (1994-96).

SEASON HIGHS				CAREER HIGHS			
		Opponent	Date			Opponent	Date
PTS	10	UMES	11/10/21	PTS	14	Savannah St.	12/13/18
REB	2	UMES	11/10/21	REB	3	Grambling	12/22/18
AST	2	UMES	11/10/21	AST	6	Savannah St.	12/13/18
STL				STL	2	Savannah St.	12/13/18
BLK				BLK			
MIN	16	UMES	11/10/21	MIN	22	SMU	12/30/20

## GAME-BY-GAME

Opponent	MIN	FG-A	3PT-A	FT-A	OR	DR	TR	F	A	TO	BL	S	PTS
UMES	16	4-5	0-1	2-3	1	1	2	1	2	2	0	0	10
USC													
vs. Clemson													
vs. Boise State or St. Bonaventure													
vs. TBA													
Delaware													
La Salle													
Penn													
at Vanderbilt													
at Saint Joseph's													
UCF													
Drexel													
Delaware State													
at Villanova													
Houston													
at UCF													
ECU													
at Tulsa													
Wichita State													
at USF													
Cincinnati													
at SMU													
at ECU													
Tulsa													
at Tulane													
SMU													
at Cincinnati													
at Memphis													
Tulane													
at Houston													
USF													
AAC Tournament													

## TAI STRICKLAND CAREER STATISTICS

YEAR	GP-GS	MIN-AVG.	FG-FGA	PCT	3P-3PA	PCT	FT-FTA	PCT	OFF	DEF	TOT	AVG	PF-FO	A	TO	BLK	ST	PTS	AVG
2018-19*	16-0	50-3.1	9-23	.391	4-8	.500	6-8	.750	1	4	5	0.3	5-0	7	5	0	2	28	1.8
2020-21	6-0	70-11.7	3-17	.176	0-5	.000	8-13	.615	2	5	7	1.2	3-0	1	3	0	3	14	2.3
2021-22	1-0	16-16.0	4-5	.800	0-1	.000	2-3	.667	1	1	2	2.0	1-0	2	2	0	0	10	10.0
<b>TOTAL</b>	<b>23-0</b>	<b>136-5.9</b>	<b>16-45</b>	<b>.356</b>	<b>4-14</b>	<b>.286</b>	<b>16-24</b>	<b>.667</b>	<b>4</b>	<b>10</b>	<b>14</b>	<b>0.6</b>	<b>9-0</b>	<b>10</b>	<b>10</b>	<b>0</b>	<b>5</b>	<b>52</b>	<b>2.3</b>

\*at Wisconsin



# #14

# ARASHMA PARKS

**6-9 | 230 | R-SOPHOMORE | FORWARD**  
**CLEVELAND, OHIO | PHELPS SCHOOL**

## OVERVIEW

**2021-22:** Has yet to play.

**2020-21:** Played in eight games, averaging 6.3 minutes, 0.5 points and 1.8 rebounds off the bench.

**2019-20:** Played in 22 games, with lone start against Tulane...Career-high 10 points (4-7 FG) in 13 minutes in win over Saint Joseph's...Tallied nine points in career-high 20 minutes vs. ECU...Scored his first career points (7 pts) in Cherry and White at La Salle, where he went 3-of-5 from the field... Recorded five offensive rebounds and one block against the Explorers while playing 12 minutes...Averaged 2.6 ppg, 2.4 rpg, 9.2 minutes...Injured right shoulder in SMU game (2/8), missing seven games.

**2018-19:** Had successful surgery on his right shoulder on Oct. 10 after suffering a shoulder injury at practice on Sept. 29...Took a medical redshirt year...Named to Temple's Athletic Director's Honor Roll for having a GPA of 3.0 or above.

**High School:** Averaged 11.6 points, 9.2 rebounds and 1.3 blocks as a senior at the Phelps School in Malvern, Pa...Also shot 56 percent from the field, helping his team to a 21-12 record...Prior to transferring to the Phelps School, he played for Springfield (Mass.) Commonwealth Academy from 2014-17.

**Personal:** Brother of Omari Spellman, BIG EAST Freshman of the Year who helped lead Villanova to the 2018 NCAA National Championship before getting drafted into the NBA by the Atlanta Hawks.

SEASON HIGHS			CAREER HIGHS		
	Opponent	Date		Opponent	Date
<b>PTS</b>			<b>PTS</b> 10	Saint Joseph's	12/10/19
<b>REB</b>			<b>REB</b> 5	3x, last vs. Wichita St.	1/15/20
<b>AST</b>			<b>AST</b> 1	2x, last vs. SMU	12/30/20
<b>STL</b>			<b>STL</b> 2	SMU	2/8/20
<b>BLK</b>			<b>BLK</b> 1	2x, last vs. La Salle	1/23/21
<b>MIN</b>			<b>MIN</b> 20	ECU	2/1/20

## GAME-BY-GAME

Opponent	MIN	FG-A	3PT-A	FT-A	OR	DR	TR	F	A	TO	BL	S	PTS
UMES													Did Not Play
USC													
vs. Clemson													
vs. Boise State or St. Bonaventure													
vs. TBA													
Delaware													
La Salle													
Penn													
at Vanderbilt													
at Saint Joseph's													
UCF													
Drexel													
Delaware State													
at Villanova													
Houston													
at UCF													
ECU													
at Tulsa													
Wichita State													
at USF													
Cincinnati													
at SMU													
at ECU													
Tulsa													
at Tulane													
SMU													
at Cincinnati													
at Memphis													
Tulane													
at Houston													
USF													
AAC Tournament													

## ARASHMA PARKS CAREER STATISTICS

YEAR	GP-GS	MIN-AVG.	FG-FGA	PCT	3P-3PA	PCT	FT-FTA	PCT	OFF	DEF	TOT	AVG	PF-FO	A	TO	BLK	ST	PTS	AVG
2019-20	22-1	202-9.2	21-44	.477	0-0	.000	14-26	.538	28	25	53	2.4	45-2	3	17	1	4	56	2.5
2020-21	8-0	50-6.3	2-10	.200	0-0	.000	0-2	.000	6	7	13	1.6	14-0	1	8	1	1	4	0.5
2021-22	0-0	0-0.0	0-0	.000	0-0	.000	0-0	.000	0	0	0	0.0	0-0	0	0	0	0	0	0.0
<b>TOTAL</b>	<b>30-1</b>	<b>252-8.4</b>	<b>23-54</b>	<b>.426</b>	<b>0-0</b>	<b>.000</b>	<b>14-28</b>	<b>.500</b>	<b>34</b>	<b>32</b>	<b>66</b>	<b>2.2</b>	<b>59-2</b>	<b>4</b>	<b>25</b>	<b>2</b>	<b>5</b>	<b>60</b>	<b>2.0</b>



# #21

# EMMANUEL OKPOMO

6-10 | 225 | FRESHMAN | CENTER

DELTA STATE, NIGERIA | OAK HILL (VA) ACADEMY | WAKE FOREST

## OVERVIEW

**2021-22:** Has yet to play.

**2020-21 (Wake Forest):** Played in 14 games for the Demon Deacons during his freshman season, averaging 1.1 points and 1.7 rebounds per game...A strong interior defender, he tied for the team lead with 11 blocked shots while playing just 9.6 minutes per game.

**High School:** Played his high school ball in the United States with his first three seasons at Huntington Prep (WV) and his final season, 2019-20, at Oak Hill (VA) Academy. At Oak Hill he averaged 7.6 points, 7.1 rebounds and 3.1 blocked shots per game while helping lead the team to a 37-3 overall record and No. 6 national ranking. He was also a member of the MBA AAU program on the Adidas Grassroots Circuit.

SEASON HIGHS			CAREER HIGHS		
	Opponent	Date		Opponent	Date
<b>PTS</b>			<b>PTS</b> 5	at NC State	1/27/21
<b>REB</b>			<b>REB</b> 4	at Boston College	2/10/21
<b>AST</b>			<b>AST</b> 1	Miami (Fla.)	1/30/21
<b>STL</b>			<b>STL</b> 2	Delaware State	11/25/21
<b>BLK</b>			<b>BLK</b> 2	NC State	2/20/21
<b>MIN</b>			<b>MIN</b> 15	at Notre Dame	2/2/21

## GAME-BY-GAME

Opponent	MIN	FG-A	3PT-A	FT-A	OR	DR	TR	F	A	TO	BL	S	PTS
UMES													Did Not Play
USC													
vs. Clemson													
vs. Boise State or St. Bonaventure													
vs. TBA													
Delaware													
La Salle													
Penn													
at Vanderbilt													
at Saint Joseph's													
UCF													
Drexel													
Delaware State													
at Villanova													
Houston													
at UCF													
ECU													
at Tulsa													
Wichita State													
at USF													
Cincinnati													
at SMU													
at ECU													
Tulsa													
at Tulane													
SMU													
at Cincinnati													
at Memphis													
Tulane													
at Houston													
USF													
AAC Tournament													

## EMMANUEL OKPOMO CAREER STATISTICS

YEAR	GP-GS	MIN-AVG.	FG-FGA	PCT	3P-3PA	PCT	FT-FTA	PCT	OFF	DEF	TOT	AVG	PF-FO	A	TO	BLK	ST	PTS	AVG
2020-21*	14-1	132-9.4	5-9	.556	0-0	.000	6-8	.750	8	16	24	1.7	24	1	9	11	4	16	1.1
2021-22	0-0	0-0.0	0-0	.000	0-0	.000	0-0	.000	0	0	0	0.0	0-0	0	0	0	0	0	0.0
<b>TOTAL</b>	<b>14-1</b>	<b>132-9.4</b>	<b>5-9</b>	<b>.556</b>	<b>0-0</b>	<b>.000</b>	<b>6-8</b>	<b>.750</b>	<b>8</b>	<b>16</b>	<b>24</b>	<b>1.7</b>	<b>24</b>	<b>1</b>	<b>9</b>	<b>11</b>	<b>4</b>	<b>16</b>	<b>1.1</b>

\*at Wake Forest





# #23

# QUINCY ADEMOKOYA

**6-6 | 185 | FRESHMAN | GUARD**  
**BLOOMINGTON, ILL. | NORCROSS**

## OVERVIEW

**2021-22:** Has yet to play.

**2020-21:** Played in 14 games...More than doubled his minute total from first three contests, playing 24 minutes at SMU, scoring five points, dishing two assists and making one steal...Followed that with three points and three rebounds in 11 minutes of action against UCF...Scored season high nine points on perfect shooting night (3-3 FG, 2-2, 3PT, 1-1 FT) at Tulsa...Hit a three-pointer in three of his last six games.

**High School:** Had a strong summer in the EYBL with the Georgia Stars prior to his senior year...Averaged 15.3 points and 5.3 rebounds in helping his previous team, Dacula High, reach the 2019 Georgia State playoffs... Shot 45 percent from the field (153-of-338) and 38 percent from three (63-of-165)...Also played for the Chicago-based Nike Elite Youth League AAU team Meanstreets.

SEASON HIGHS			CAREER HIGHS		
	Opponent	Date		Opponent	Date
<b>PTS</b>			<b>PTS</b>	9 at Tulsa	2/16/21
<b>REB</b>			<b>REB</b>	3 vs UCF	1/14/21
<b>AST</b>			<b>AST</b>	2 at SMU	1/11/21
<b>STL</b>			<b>STL</b>	1 2x, last vs. Cincinnati	2/4/21
<b>BLK</b>			<b>BLK</b>		
<b>MIN</b>			<b>MIN</b>	24 at SMU	1/11/21

## GAME-BY-GAME

Opponent	MIN	FG-A	3PT-A	FT-A	OR	DR	TR	F	A	TO	BL	S	PTS
UMES													Did Not Play
USC													
vs. Clemson													
vs. Boise State or St. Bonaventure													
vs. TBA													
Delaware													
La Salle													
Penn													
at Vanderbilt													
at Saint Joseph's													
UCF													
Drexel													
Delaware State													
at Villanova													
Houston													
at UCF													
ECU													
at Tulsa													
Wichita State													
at USF													
Cincinnati													
at SMU													
at ECU													
Tulsa													
at Tulane													
SMU													
at Cincinnati													
at Memphis													
Tulane													
at Houston													
USF													
AAC Tournament													

## QUINCY ADEMOKOYA CAREER STATISTICS

YEAR	GP-GS	MIN-AVG.	FG-FGA	PCT	3P-3PA	PCT	FT-FTA	PCT	OFF	DEF	TOT	AVG	PF-FO	A	TO	BLK	ST	PTS	AVG
2020-21	14-0	100-71	8-25	.320	6-22	.273	1-1	1.000	3	6	9	0.6	4-0	4	5	0	2	23	1.6
2021-22	0-0	0-0-0	0-0	.000	0-0	.000	0-0	.000	0	0	0	0.0	0-0	0	0	0	0	0	0.0
<b>TOTAL</b>	<b>14-0</b>	<b>100-71</b>	<b>8-25</b>	<b>.320</b>	<b>6-22</b>	<b>.273</b>	<b>1-1</b>	<b>1.000</b>	<b>3</b>	<b>6</b>	<b>9</b>	<b>0.6</b>	<b>4-0</b>	<b>4</b>	<b>5</b>	<b>0</b>	<b>2</b>	<b>23</b>	<b>1.6</b>



# #24 ZACH HICKS

**6-7 | 185 | FRESHMAN | FORWARD**  
**CAMDEN, N.J. | CAMDEN CATHOLIC**

## OVERVIEW

**2021-22:** Made strong debut, scoring nine points (3-6 3pt), grabbing five rebounds and making three assists and two steals in win over Md. Eastern Shore.

**High School:** Earned Second Team all-State honors as a senior...Averaged 20 points, 7.6 rebounds and connected on 49 three-pointers as a junior, earning a spot on the All-South Jersey Second Team.

SEASON HIGHS				CAREER HIGHS			
		Opponent	Date			Opponent	Date
PTS	9	UMES	11/10/21	PTS	9	UMES	11/10/21
REB	5	UMES	11/10/21	REB	5	UMES	11/10/21
AST	3	UMES	11/10/21	AST	3	UMES	11/10/21
STL	2	UMES	11/10/21	STL	2	UMES	11/10/21
BLK				BLK			
MIN	16	UMES	11/10/21	MIN	16	UMES	11/10/21

## GAME-BY-GAME

Opponent	MIN	FG-A	3PT-A	FT-A	OR	DR	TR	F	A	TO	BL	S	PTS
UMES	16	3-7	3-6	0-0	1	4	5	3	3	0	0	2	9
USC													
vs. Clemson													
vs. Boise State or St. Bonaventure													
vs. TBA													
Delaware													
La Salle													
Penn													
at Vanderbilt													
at Saint Joseph's													
UCF													
Drexel													
Delaware State													
at Villanova													
Houston													
at UCF													
ECU													
at Tulsa													
Wichita State													
at USF													
Cincinnati													
at SMU													
at ECU													
Tulsa													
at Tulane													
SMU													
at Cincinnati													
at Memphis													
Tulane													
at Houston													
USF													
AAC Tournament													

## ZACH HICKS CAREER STATISTICS

YEAR	GP-GS	MIN-AVG.	FG-FGA	PCT	3P-3PA	PCT	FT-FTA	PCT	OFF	DEF	TOT	AVG	PF-FO	A	TO	BLK	ST	PTS	AVG
2021-22	1-0	16-16.0	3-7	.429	3-6	.500	0-0	.000	1	4	5	5.0	3-0	3	0	0	2	9	9.0
TOTAL	1-0	16-16.0	3-7	.429	3-6	.500	0-0	.000	1	4	5	5.0	3-0	3	0	0	2	9	9.0



# #25

# JEREMIAH WILLIAMS

**6-5 | 185 | FRESHMAN | GUARD**  
**CHICAGO, ILL. | SIMEON**

## OVERVIEW

**2021-22:** Scored seven points, grabbed three rebounds and dished a game-high four assists in win over Md. Eastern Shore.

**2020-21:** Topped Temple in assists and fifth in AAC with 4.1 apg...Also led team and third in conference in assist-to-turnover ratio (2.2)...Led the Owls in steals (1.2 spg) and minutes per game (32.6 mpg/6th AAC)...Tied for third on squad in scoring at 9.3 ppg...Has scored in double figures in five of last seven games and eight overall...Season-high 16 points (7-11 FGs) at Cincinnati...Season highs of nine assists and 11 rebounds against Tulane (1/31)...Also dished eight assists in win over Tulsa...Scored 13 points against SMU and Cincinnati and tallied double figures against UCF (12), Wichita State (11), and NJIT (11)...Became first true freshman guard to start season opener for Temple since Alani Moore II (2016-17) and second since Mardy Collins in 2002.

**High School:** Earned second team all-city honors his senior year at Simeon where he averaged 16.8 points, 8.9 rebounds, 3.7 assists and 1.4 blocks per game in helping lead the Wolverines to a 24-9 record...As a junior, he averaged 18.3 points, 9.8 rebounds, 3.5 assists, 3.0 steals and 2.5 blocks per game at St. Laurence (IL) High.

SEASON HIGHS				CAREER HIGHS			
	Opponent	Date		Opponent	Date		
PTS	7	UMES	11/10/21	PTS	16	at Cincinnati	2/12/21
REB	3	UMES	11/10/21	REB	11	Tulane	1/31/21
AST	4	UMES	11/10/21	AST	9	Tulane	1/31/21
STL				STL	3	UCF	1/14/21
BLK	1	UMES	11/10/21	BLK	2	NJIT	12/19/20
MIN	26	UMES	11/10/21	MIN	37	USF	2/21/21

## GAME-BY-GAME

Opponent	MIN	FG-A	3PT-A	FT-A	OR	DR	TR	F	A	TO	BL	S	PTS
UMES	26	3-4	0-1	1-5	0	3	3	1	4	2	1	0	7
USC													
vs. Clemson													
vs. Boise State or St. Bonaventure													
vs. TBA													
Delaware													
La Salle													
Penn													
at Vanderbilt													
at Saint Joseph's													
UCF													
Drexel													
Delaware State													
at Villanova													
Houston													
at UCF													
ECU													
at Tulsa													
Wichita State													
at USF													
Cincinnati													
at SMU													
at ECU													
Tulsa													
at Tulane													
SMU													
at Cincinnati													
at Memphis													
Tulane													
at Houston													
USF													
AAC Tournament													

## JEREMIAH WILLIAMS CAREER STATISTICS

YEAR	GP-GS	MIN-AVG.	FG-FGA	PCT	3P-3PA	PCT	FT-FTA	PCT	OFF	DEF	TOT	AVG	PF-FO	A	TO	BLK	ST	PTS	AVG
2020-21	16-16	522-32.6	53-122	.434	11-34	.324	31-48	.646	13	44	57	3.6	33-1	65	30	5	19	148	9.3
2021-22	1-1	26-26.0	3-4	.750	0-1	.000	1-5	.200	0	3	3	3.0	1-0	4	2	1	0	7	7.0
<b>TOTAL</b>	<b>17-17</b>	<b>548-32.2</b>	<b>56-126</b>	<b>.444</b>	<b>11-35</b>	<b>.314</b>	<b>32-53</b>	<b>.604</b>	<b>13</b>	<b>47</b>	<b>60</b>	<b>3.5</b>	<b>34-1</b>	<b>69</b>	<b>32</b>	<b>6</b>	<b>19</b>	<b>155</b>	<b>9.1</b>



# #33

# COLIN DALY

**6-4 | 185 | SENIOR | GUARD**

**HAVERTOWN, PA. | ARCHBISHOP CARROLL | WEST CHESTER**

## OVERVIEW

**2021-22:** Has yet to play.

**2020-21:** Did not play...Earned NABC Honors Court for academic excellence.

**2019-20 (at West Chester):** Made three starts in 27 total appearances... averaged 4.3 points and 1.6 rebounds in 302 total minutes... notched 25 assists and 16 steals... shot 45% (37-of-83) from the field and 44% (24-of-54) from beyond the arc... scored a career-high 16 points against Mansfield (2/1)... earned a career-high seven rebounds versus Edinboro (1/6).

**2018-19 (at West Chester):** Made four starts in 29 total appearances ... averaged 5.7 points and 1.9 rebounds in 399 total minutes ...notched 28 assists and 16 steals ... shot 39% (54-of-137) from the field and 35% (40-of-115) from beyond the arc ... his 40 made three-pointers were the second most on the team ... scored a career-high 14 points against Lock Haven (2/21) without missing a shot (5-for-5) ... ripped down a career-high six boards versus Chestnut Hill (11/15) ... dished out five assists against both Wilmington (11/24) and Kutztown (12-29) ... swiped a season-best three steals in a win over Bowie State (11/20).

**2017-18 (at West Chester):** Played in 15 games ... averaged 1.3 points and 0.6 rebounds per game ... handed out six assists and logged 10 steals in 80 total minutes ... scored a career-high eight points on 3-of-6 shooting from the field against Mansfield (2/8) ... grabbed a career high five rebounds versus Mansfield (2/8).

SEASON HIGHS			CAREER HIGHS		
	Opponent	Date		Opponent	Date
<b>PTS</b>			<b>PTS</b> 16	Mansfield	2/1/20
<b>REB</b>			<b>REB</b> 7	at Edinboro	1/6/20
<b>AST</b>			<b>AST</b> 5	at Kutztown	12/29/18
<b>STL</b>			<b>STL</b> 3	Mansfield	2/1/20
<b>BLK</b>			<b>BLK</b> 1	at Shippensburg	2/5/20
<b>MIN</b>			<b>MIN</b> 32	Bowie State	11/20/18

## GAME-BY-GAME

Opponent	MIN	FG-A	3PT-A	FT-A	OR	DR	TR	F	A	TO	BL	S	PTS
UMES													Did Not Play
USC													
vs. Clemson													
vs. Boise State or St. Bonaventure													
vs. TBA													
Delaware													
La Salle													
Penn													
at Vanderbilt													
at Saint Joseph's													
UCF													
Drexel													
Delaware State													
at Villanova													
Houston													
at UCF													
ECU													
at Tulsa													
Wichita State													
at USF													
Cincinnati													
at SMU													
at ECU													
Tulsa													
at Tulane													
SMU													
at Cincinnati													
at Memphis													
Tulane													
at Houston													
USF													
AAC Tournament													

## COLIN DALY CAREER STATISTICS

YEAR	GP-GS	MIN-AVG.	FG-FGA	PCT	3P-3PA	PCT	FT-FTA	PCT	OFF	DEF	TOT	AVG	PF-FO	A	TO	BLK	ST	PTS	AVG
2017-18*	15-0	80-5.3	9-27	.333	6-24	.250	2-3	.667	5	8	13	0.9	3-0	5	1	0	2	26	1.7
2018-19*	30-5	404-13.5	55-137	.401	38-112	.339	14-17	.824	23	33	56	1.9	26-0	29	16	2	16	162	5.4
2019-20*	26-3	302-11.6	37-83	.446	24-54	.444	19-21	.905	19	25	44	1.7	10-0	25	17	1	16	117	4.5
2020-21	0-0	0-0.0	0-0	.000	0-0	.000	0-0	.000	0	0	0	0.0	0-0	0	0	0	0	0	0.0
2021-22	0-0	0-0.0	0-0	.000	0-0	.000	0-0	.000	0	0	0	0.0	0-0	0	0	0	0	0	0.0
<b>TOTAL</b>	<b>71-8</b>	<b>786-11.1</b>	<b>101-247</b>	<b>.409</b>	<b>68-190</b>	<b>.358</b>	<b>35-41</b>	<b>.854</b>	<b>47</b>	<b>66</b>	<b>113</b>	<b>1.6</b>	<b>39-0</b>	<b>59</b>	<b>34</b>	<b>3</b>	<b>33</b>	<b>305</b>	<b>4.3</b>

\*at West Chester

**RADIO/TV ROSTER**



**#0 KHALIF BATTLE**

SO | G | 6-5 | 175  
EDISON, N.J./BUTLER



**#1 DAMIAN DUNN**

R-FR | G | 6-5 | 195  
KINSTON, N.C.




**#2 JAHLIL WHITE**

FR | G | 6-7 | 180  
WHITESBORO, N.J.



**#3 SAGE TOLBERT III**

JR | F | 6-8 | 210  
NEW ORLEANS, LA/SE MISSOURI ST.



**#4 HYSIER MILLER**

FR | G | 6-1 | 170  
PHILADELPHIA, PA.




**#10 JAKE FORRESTER**

JR | F | 6-8 | 220  
HARRISBURG, PA./INDIANA



**#11 NICK JOURDAIN**

FR | F | 6-8 | 205  
CLIFTON, N.J.



**#13 TAI STRICKLAND**

R-SO | G | 6-2 | 180  
TAMPA, FLA./WISCONSIN



**#14 ARASHMA PARKS**

R-SO | F | 6-9 | 230  
CLEVELAND, OHIO



**#21 EMMANUEL OKPOMO**

FR | C | 6-10 | 225  
DELTA STATE, NIGERA/WAKE FOREST



**#22 RYAN SAYERS**

JR | G | 6-1 | 175  
POTTSTOWN, PA.



**#23 QUINCY ADEMOKOYA**

FR | G | 6-6 | 185  
BLOOMINGTON, ILL.



**#24 ZACH HICKS**

FR | F | 6-7 | 185  
CAMDEN, N.J.



**#25 JEREMIAH WILLIAMS**

FR | G | 6-5 | 185  
CHICAGO, ILL.



**#33 COLIN DALY**

SR | G | 6-4 | 185  
HAVERTOWN, PA./WEST CHESTER



**AARON MCKIE**  
HEAD COACH



**MONTÉ ROSS**  
ASSOCIATE HEAD COACH



**CHRIS CLARK**  
ASSISTANT COACH



**JIMMY FENERTY**  
ASSISTANT COACH



Temple Combined Team Statistics (as of Nov 12, 2021)  
All games



RECORD:	OVERALL	HOME	AWAY	NEUTRAL
ALL GAMES	1-0	1-0	0-0	0-0
CONFERENCE	0-0	0-0	0-0	0-0
NON-CONFERENCE	1-0	1-0	0-0	0-0

#	Player	gp-gs	min	avg	Total		3-Point		F-Throw		Rebounds				pf	dq	a	to	blk	stl	pts	avg		
					fg-fga	fg%	3fg-fga	3fg%	ft-fa	ft%	off	def	tot	avg										
00	Khalif Battle	1-1	34	34.0	9-14	.643	3-7	.429	1-1	1.000	1	5	6	6.0	3	0	1	2	0	0	22	22.0		
01	Damian Dunn	1-1	35	35.0	6-13	.462	1-4	.250	5-5	1.000	0	4	4	4.0	1	0	2	1	0	1	18	18.0		
13	Tai Strickland	1-0	16	16.0	4-5	.800	0-1	.000	2-3	.667	1	1	2	2.0	1	0	2	2	0	0	10	10.0		
24	Zach Hicks	1-0	16	16.0	3-7	.429	3-6	.500	0-0	.000	1	4	5	5.0	3	0	3	0	0	2	9	9.0		
25	Jeremiah Williams	1-1	26	26.0	3-4	.750	0-1	.000	1-5	.200	0	3	3	3.0	1	0	4	2	1	0	7	7.0		
10	Jake Forrester	1-1	11	11.0	2-6	.333	0-0	.000	0-2	.000	1	3	4	4.0	1	0	1	1	3	1	4	4.0		
11	Nick Jourdain	1-0	19	19.0	1-4	.250	0-1	.000	0-0	.000	4	5	9	9.0	2	0	0	3	2	0	2	2.0		
02	Jahlil White	1-0	13	13.0	0-2	.000	0-2	.000	0-0	.000	1	3	4	4.0	1	0	1	2	0	0	0	0.0		
03	Sage Tolbert	1-1	30	30.0	0-2	.000	0-0	.000	0-0	.000	0	4	4	4.0	1	0	3	0	2	2	0	0.0		
Team											0	1	1											
Total.....		1	200		28-57	.491	7-22	.318	9-16	.563	9	33	42	42.0	14	0	17	13	8	6	72	72.0		
Opponents.....		1	200		17-60	.283	8-31	.258	7-10	.700	11	21	32	32.0	15	-	10	13	2	8	49	49.0		

TEAM STATISTICS	Temple	OPP	Date	Opponent	Score	Att.
SCORING	72	49	11/10/21	UMES	w 72-49	3486
Points per game	72.0	49.0	* - Conference game			
Scoring margin	+23.0	-				
FIELD GOALS-ATT	28-57	17-60				
Field goal pct	.491	.283				
3 POINT FG-ATT	7-22	8-31				
3-point FG pct	.318	.258				
3-pt FG made per game	7.0	8.0				
FREE THROWS-ATT	9-16	7-10				
Free throw pct	.563	.700				
F-Throws made per game	9.0	7.0				
REBOUNDS	42	32				
Rebounds per game	42.0	32.0				
Rebounding margin	+10.0	-				
ASSISTS	17	10				
Assists per game	17.0	10.0				
TURNOVERS	13	13				
Turnovers per game	13.0	13.0				
Turnover margin	+0.0	-				
Assist/turnover ratio	1.3	0.8				
STEALS	6	8				
Steals per game	6.0	8.0				
BLOCKS	8	2				
Blocks per game	8.0	2.0				
ATTENDANCE	3486	0				
Home games-Avg/Game	1-3486	0-0				
Neutral site-Avg/Game	-	0-0				

Score by Periods	1st	2nd	Totals
Temple	26	46	72
Opponents	25	24	49