

TEMPLE MEN'S BASKETBALL

2016-17 GAME NOTES

Larry Dougherty, Sr. Associate AD/Communications | Email: larrydoc@temple.edu
O: 215-204-2588 | C: 215-651-1822 | Twitter: @TUMBBHoops | Website: www.OwlSports.com
Karen Angell, Associate Director for Athletic Communications | Email: karen@temple.edu

**GREATNESS
DOESN'T QUIT.**
TEMPLE ATHLETICS

GAME INFORMATION

Date/Time Feb. 9, 2017 / 9:00 p.m.
Site Philadelphia, Pa. (Liacouras Center)
TV ESPN2 (PBP, Len Elmore; Color, Adam Amin)
Radio 1210 AM WPHT (PBP, Harry Donahue; Color, John Baum)
Live Stats sidearmstats.com/temple/mbball/media
Twitter Updates @TUMBBHoops
Series SMU leads, 5-4
at Temple Temple leads, 3-1
at SMU SMU leads, 3-0
at neutral sites Tied, 1-1
First Meeting Temple, 53-41 @ Temple (1/7/38)
Last Meeting SMU, 79-65 @ SMU (1/4/17)
Last Temple win 89-80 vs. #8 SMU @ Temple (1/24/16)
Streak L 1

SCHEDULE/RESULTS

NOVEMBER

Fri., 11 #LA SALLE (ESPNNews) W, 97-92
Mon., 14 %NEW HAMPSHIRE (ESPN3) L, 57-52
Thurs., 17 at UMass (TCN) L, 70-67
Sun., 20 %MANHATTAN (ESPN3) W, 88-67
Thurs., 24 %vs. #25/RV Florida St. (Barclays/ESPNU) W, 89-86
Fri., 25 %vs. #19/17 West Virginia (Barclays/ESPN2) W, 81-77
Wed., 30 #at Saint Joseph's (CBSSN) W, 78-72

DECEMBER

Sat., 3 #PENN (CSN) W, 70-62
Wed., 7 GEORGE WASHINGTON (CBSSN) L, 66-63
Sat., 10 vs. DePaul (Miami, Fla.) (ESPNU) W, 74-65
Tues., 13 #at #1/1 Villanova (FS1) L, 78-57
Sat., 17 NJIT (ESPN3) W, 68-63
Thurs., 22 YALE (ESPNU) W, 83-77
Wed., 28 *#23/23 CINCINNATI (ESPNU) L, 56-50
Sat., 31 *at UCF (ESPNU) L, 77-53

JANUARY

Wed., 4 *at SMU (CBSSN) L, 79-65
Sat., 7 *EAST CAROLINA (TCN) W, 81-62
Wed., 11 *at UConn (CBSSN) L, 73-59
Sat., 14 *TULSA (ESPNNews) L, 70-68
Wed., 18 *at #20/20 Cincinnati (CBSSN) L, 81-74
Wed., 25 *MEMPHIS (CBSSN) W, 77-66
Sat., 28 *at Houston (ESPNU) L, 79-66
Tues., 31 *at Tulane (ESPNNews) W, 79-71

FEBRUARY

Sun., 5 *USF (CSN) W, 83-74
Thurs., 9 *#25/RV SMU (ESPN2) 9:00 p.m.
Sun., 12 *at Memphis (CBSSN) 2:00 p.m.
Wed., 15 *at East Carolina (ESPNNews) 7:00 p.m.
Sun., 19 *UConn (ESPN) 4:00 p.m.
Wed., 22 *UCF (ESPNU) 7:00 p.m.
Sat., 25 *TULANE (ESPNU) 12:00 p.m.

MARCH

Sun., 5 *at USF (ESPNU) 2:00 p.m.
Thurs., 9 **American First Round TBA
Fri., 10 **American Quarterfinals TBA
Sat., 11 **American Semifinals TBA
Sun., 12 **American Championship TBA

Home games in CAPS


*American Athletic Conference contest

**American Athletic Conference Tournament (Hartford, Conn.)

#Philadelphia Big 5 contest; %Preseason NIT contest

All times Eastern and subject to change

MATCHUP



TEMPLE

Owls
13-11, 4-7 American

HEAD COACH

Fran Dunphy (La Salle '70)
Overall Record: 537-294 (28th Yr)
at School: 227-131 (11th Yr)
vs. SMU: 4-6

LAST TIME OUT

W, 83-74 vs. USF
2/5/2017

LEADERS

Points: Shizz Alston, Jr. (14.0 ppg)
Rebounds: Obi Enechionya (6.0 rpg)
Assists: Shizz Alston, Jr. (4.1 apg)



COMPARISON

13-11 Overall Record 20-4
71.8 Scoring Offense 73.5
71.7 Scoring Defense 58.6
+0.1 Point Differential +14.9
42.7 FG Percentage 46.5
43.4 FG Percentage Defense 38.8
8.9 3PT Per Game 8.1
35.8 3PT Percentage 40.0
34.8 Opp. 3PT Percentage 32.8
72.6 FT Percentage 69.2
34.2 Rebounds Per Game 39.4
-2.7 Rebound Margin +11.0
14.5 Assists Per Game 16.7
6.3 Steals Per Game 6.3
4.1 Blocks Per Game 3.4
11.7 Turnovers Per Game 11.2
+0.9 Turnover Margin +11



#25/RV SMU

Mustangs
20-4, 10-1 American

HEAD COACH

Tim Jankovich (Kansas State '82)
Overall Record: 186-125 (10th+ Yr)
at School: 29-4 (1st+ Yr)
vs. Temple: 1-0

LAST TIME OUT

W, 76-53 at Tulsa
2/4/2017

LEADERS

Points: Semi Ojeleye (17.7 ppg)
Rebounds: Ben Moore (8.0 rpg)
Assists: Shake Milton (4.3 apg)

PROJECTED STARTERS

| # | Name | Pos. | Ht./Wt. | Yr. | PPG | RPG | APG | Notes |
|----|-------------------|------|----------|-------|------|-----|-----|--|
| 2 | Alani Moore II | G | 5-10/170 | Fr. | 7.9 | 2.6 | 2.2 | 4th in league in 3-pt FG pct. at .418 (41-of-98) |
| 3 | Shizz Alston, Jr. | G | 6-4/180 | So. | 14.0 | 3.5 | 4.1 | Scored 20+ points on 1/14, 1/18 and 1/25 |
| 4 | Daniel Dingle | G | 6-7/225 | R-Sr. | 12.6 | 4.5 | 3.4 | Tied career high w/ 22 pts vs. USF |
| 0 | Obi Enechionya | F | 6-10/220 | Jr. | 13.7 | 6.0 | 0.9 | 5 20+ games, tied career high w/ 26 at SJU |
| 24 | Ernest Aflakpui | C | 6-10/240 | So. | 4.6 | 5.3 | 0.4 | Career-high 14 pts vs. USF |

HEADLINES

- » Temple has won back-to-back games, getting its first road win of the conference season by holding off Tulane for a 79-71 victory on Jan. 31 and then topping USF at home by a score of 83-74 on Feb. 5.
- » Four players reached double figures in scoring at Tulane, led by freshman Quinton Rose with 18 points and a career-high nine rebounds, while five players scored in double digits vs. USF led by senior Daniel Dingle with a career-tying 22 points.
- » Dingle, who hit a career-best 6-of-7 three-pointers vs. USF, has reached double figures in scoring in 12 of the last 14 games.
- » Temple had its best first half of the season and best in a number of years vs. USF, shooting a season-best 62.1 percent from the field. The Owls' 46 points were the most in a first half since 2012, with their 23-point lead being the most since 2010.
- » The Owls started 1-6 in league play but have now won three of their last four, starting with a 77-66 home win over Memphis on Jan. 25. With a game-high 22 points vs. Memphis, sophomore Shizz Alston, Jr. hit the 20-point mark for a third game in a row and became the Owls' leading scorer this season, now with 14.0 ppg (eighth in the conference).
- » Alston scored a career-high 25 points in back-to-back games vs. Tulsa (Jan. 14) and at #20/20 Cincinnati (Jan. 18).
- » Overall, Temple is 12-1 when scoring at least 70 points, and just 1-10 when they fail to reach that plateau.
- » Temple celebrating Hooter the Owl's birthday on Feb. 5, and remained undefeated all-time with a record of 12-0 since the first time the Owls celebrated their mascot's birthday in the 2005-06 season.
- » The Owls' have faced American rival Cincinnati twice to make it five games this season against nationally ranked opponents. Temple is 2-3 against Top 25 opponents in 2016-17 and will face at least one more in #25/RV SMU on Feb. 9.
- » The Owls were picked to finish sixth of 11 teams for the third straight season, but have consistently improved upon that pick each year, last year winning the conference's regular-season title with a record of 14-4.
- » Temple's home win on Dec. 3, a 70-62 decision vs. Penn, was also its 200th win all-time at the Liacouras Center. The arena, home of Temple Basketball since 1997, is celebrating its 20th season in 2016-17.
- » The Owls erased an 18-point second-half deficit in an 89-86 upset of #25/RV Florida State on Thanksgiving Day behind a career-high 26 points from freshman Quinton Rose and a career-high 22 points from Alston.
- » One day later, Temple earned the NIT Season Tip-Off title with an 81-77 upset of #19/17 West Virginia in the championship game. Four players scored in double figures, led by Enechionya's double-double of 22 points and 12 rebounds.
- » The Owls have now defeated at least one Top 25 team for 10 straight seasons.

PROGRAM INFORMATION

ALL-TIME RECORD

- 121st season of basketball
- Years: 1885 to present
- Overall record: 1,883-1,047
- American record: 35-30
- NCAA Tournament record: 33-32

THE LIACOURAS CENTER

Opened.....Dec. 9, 1997
Season.....18th
Capacity.....10,206
Student Section.....Cherry Crusade
Overall record.....205-66

AMERICAN REGULAR SEASON CHAMPIONSHIPS

Titles (1): 2016

A-10 CHAMPIONSHIPS

Titles (9): 1985, 1987, 1988, 1990, 2000, 2001, 2008, 2009, 2010

A-10 REGULAR SEASON CHAMPIONSHIPS

Titles (10): 1984, 1987, 1988, 1990, 1998, 1999, 2000, 2002, 2010, 2012

NCAA TOURNAMENT HISTORY

Appearances (32): 1944, 1956, 1958, 1964, 1967, 1970, 1972, 1979, 1984, 1985, 1986, 1987, 1988, 1990, 1991, 1992, 1993, 1994, 1995, 1996, 1997, 1998, 1999, 2000, 2001, 2008, 2009, 2010, 2011, 2012, 2013, 2016

Final Four (2): 1956 & 1958

Elite Eight (7): 1956, 1958, 1988, 1991, 1993, 1999, 2001

Sweet 16 (7): 1956, 1958, 1988, 1991, 1993, 1999, 2001

NIT TOURNAMENT HISTORY

Appearances (18): 1938, 1957, 1960, 1961, 1962, 1966, 1968, 1969, 1978, 1981, 1982, 1989, 2002, 2003, 2004, 2005, 2006, 2015

NIT Championships (2): 1938, 1969

QUICK FACTS

TEMPLE UNIVERSITY

Founded 1884
Enrollment 39,000
Nickname Owls
School Colors Cherry and White
Affiliation NCAA Division I
Conference American Athletic
President: Richard M. Englert
Director of Athletics.....Dr. Patrick Kraft
Athletic Dept. Phone.....215-204-7447
Ticket Office Phone 215-204-8499
University Website..... temple.edu
Asso. AD/MBB Contact Larry Dougherty
E-mail..... larrydoc@temple.edu
Office Phone..... 215-204-2588
Cell Phone 215-651-1822
Secondary MBB Contact..... Karen Angell
E-mail..... karen@temple.edu
Office Phone..... 215-204-3850
Cell Phone 928-606-8017
Office Fax 215-204-7499
Press Row 215-204-7445
Athletics Website owlsports.com

ROSTER

| NO. | NAME | YR. | POS. | HT. | WT. | HOMETOWN | HIGH SCHOOL |
|-----|------------------------|-------|------|------|-----|-------------------|-------------------------------|
| 0 | Obi Enechionya | Jr. | F | 6-10 | 220 | Springfield, Va. | St. James (Md.) School |
| 1 | Josh Brown | Sr. | G | 6-3 | 195 | Newark, N.J. | St. Anthony's |
| 2 | Alani Moore II | Fr. | G | 5-10 | 170 | Washington, D.C. | Friendship Collegiate Academy |
| 3 | Shizz Alston, Jr. | So. | G | 6-4 | 180 | Philadelphia, Pa. | The Haverford School |
| 4 | Daniel Dingle | R-Sr. | G/F | 6-7 | 225 | Bronx, N.Y. | St. Raymond's |
| 10 | Mark Williams | Sr. | F | 6-8 | 225 | Cleveland, Ohio | Montrose Christian |
| 11 | Trey Lowe | So. | G | 6-7 | 165 | Ewing, N.J. | Ewing |
| 13 | Quinton Rose | Fr. | G | 6-8 | 185 | Rochester, N.Y. | Bishop Kearney |
| 15 | Isaiah Lewis | Jr. | G | 6-4 | 175 | Brooklyn, N.Y. | Arlington Country Day |
| 22 | Mike Robbins | Sr. | G | 6-4 | 190 | Wynnewood, Pa. | Lower Merion |
| 23 | Damion Moore | Fr. | C | 6-11 | 225 | Jackson, Miss. | Callaway |
| 24 | Ernest Aflakpui | So. | C | 6-10 | 240 | Accra, Ghana | Archbishop Carroll (Pa.) |
| 25 | Steve Leonard | R-Jr. | G/F | 6-6 | 180 | Collegeville, Pa. | Perkiomen Valley |
| 32 | Ayan Nunez de Carvalho | R-Fr. | G | 6-5 | 200 | Parana, Argentina | Escuela Normal Superior |

Head Coach: Fran Dunphy (La Salle '70) - 11th season

Asst. to the Head Coach/Player Development:

Dave Duke (Villanova '74) - 11th season

Assistant Coach: Chris Clark (Temple '08) - 1st season

Assistant Coach: Aaron McKie (Temple '94) - 3rd season

Assistant Coach: Shawn Trice (Penn '95) - 11th season

Director of Basketball Operations: Raheem Mapp (Temple '09) - 2nd season

Pronunciations:

Aflakpui – ah-FLAK-pea

Enechionya – Eh-netch-e-own-ya

Ayan Nunez de Carvalho – eye-ON Noon-yez day-car-VAL-o

MEDIA INFORMATION

CREDENTIALS

Karen Angell
Office: 215-204-3850
E-mail: karen@temple.edu

INTERVIEWS

Larry Dougherty
Cell: 215-651-1822
E-mail: larrydoc@temple.edu

INTERVIEW POLICY: Temple players and/or coaches will be available for postgame interviews. After games, the Temple locker room will be open to the media following a sufficient "cool down" period. Requested players will be taken to a designated media room at home and on the road.

INTERVIEWS: Requests for coach and player interviews should be made at least a day in advance through the Temple University Athletic Communications Office, 215-204-2588.

PRACTICE SESSIONS: Daily practices are closed to the media unless prior arrangements have been made through the Temple Athletic Communications Office. Contact the Athletic Communications Office for practice times.

TEMPLE VS. SMU

- » Temple and SMU are meeting for the 10th time with SMU holding a slim, 5-4 edge in the all-time series.
- » The Mustangs won the first meeting of the season just over a month ago, 79-65 in Dallas on Jan. 4.
- » The Owls were the first team to defeat SMU in 2015-16 after an 18-0 start for the No. 8 Mustangs. Temple pulled off the upset at home on Jan. 24, winning 89-80. It was the only meeting between the two teams last season.
- » SMU took three meetings from Temple in 2014-15, winning both in the regular season and taking the Owls out of the American Athletic Conference Tournament in the semifinals. The Mustangs won 60-55 at Temple on Jan. 14 and 67-58 at home on Feb. 19, before winning 69-56 in the tournament. Temple let double-digit leads slip away in all three contests.
- » Prior to meeting as American opponents in 2013-14, the most recent meeting was in 1955-56 when the Owls beat the Mustangs 90-81 in the NCAA Final Four third-place game.
- The first meeting between the teams was in 1937-38, with Temple earning a 53-41 win at the Philadelphia Arena.
- Fran Dunphy faced SMU three times while at Penn, winning in 1989-90 and 1990-91 and losing once in 1995-96.

LAST MEETING: SMU 79, TEMPLE 65 (JAN. 4, 2017 @ SMU)

- » Despite a strong second half, another slow start was too hard to overcome for Temple in a 79-65 loss at SMU. The Owls narrowed a one-time 21-point deficit to nine points in the final minutes, but could come no closer in their third straight loss to open American Athletic Conference play.
- » SMU caught fire down the stretch of the first half, hitting 12 of 19 shots after making just two of its first 11. The Mustangs' largest lead (21 points) came in the opening period, but they again led by 20 with 13 minutes left before the Owls chipped away.
- » Shizz Alston, Jr. and Quinton Rose came up big in the second half with 13 points and 12 points, respectively, in helping the Owls get back in the game. Rose went 5-of-9 from the field (6-of-11 overall) with all five of those buckets coming on the fast break as he recorded a career-high five steals. His final layup put Temple within nine at 1:53, but the Owls could not connect on any of their final five attempts.
- » Tying for team-high scoring honors were Alston and Obi Enechionya with 16 points apiece, while Rose finished with 14. Enechionya was back in form after struggling in recent games, playing all 40 minutes and hitting 4-of-9 from long range. Damion Moore led Temple with a career-high seven rebounds, while Alani Moore II led all players with five assists for the Owls.
- » Four players reached double figures for SMU, led by Semi Ojeleye with 19 points and nine rebounds.
- » Temple hit its first three shots of the first half and jumped out to an 8-2 lead as the Mustangs struggled at the start. Enechionya's second trey put the Owls up 11-6 at 13:40 of the first half, but it was all SMU from there.
- » The Owls went cold as SMU used runs of 11-0 and 13-0 to show their dominance the rest of the way. The Mustangs' second big run of the first half included three consecutive shots from behind the arc. Temple made just three field goals in the final nine minutes, missing seven in a row before hitting its final two shots in the period.
- » SMU had matched its largest lead of 21 points with 32 seconds remaining, but Enechionya drained his third three-pointer of the half in the final seconds to make it an 18-point game at the break, 40-22.
- » The Owls turned things around early in the second half, making four three's in a 14-7 run that cut SMU's lead to 11, 47-36 at 16:39.
- » Foul trouble on Temple and solid free-throw shooting for SMU helped the Mustangs go back up by 20 points at the 13-minute mark, but it would be their largest lead the rest of the way. The Owls put together bursts of offense on a couple occasions that kept them within striking distance, and they came within 10 three times before finally getting the margin to single digits in the final minutes.
- » After Rose made it a nine-point game, three Mustangs in a row made just one of two free throws, but Temple missed its final five attempts from the field to end its comeback hopes.

IN ELITE COMPANY

1,883 TEMPLE VICTORIES
RANKS 5TH ALL-TIME

Temple's 75-57 victory over Bowling Green on Dec. 31, 2012 put the Owls in elite company. They joined Kentucky, North Carolina, Kansas, Duke and Syracuse with 1,800 wins. North Carolina Basketball owns a 121-year won-loss record of 1,883-1,047. The Owls' history also includes:

- 50 postseason appearances (32 NCAAAs, 18 NITs)
- 2 Final Fours (1956 and 1958) under Harry "The Chief" Litwack
- 5 regional finals in the last 27 years under John Chaney (1988, 1991, 1993, 1999 and 2001)
- 2 NIT Championships (1938 and 1969)
- 2 Naismith Basketball Association Hall of Fame Coaches in Litwack and Chaney.

TOP 10 DIVISION I SCHOOLS IN TOTAL VICTORIES*

| | |
|---------------------|--------------|
| Kentucky..... | 2,223 |
| Kansas..... | 2,206 |
| North Carolina..... | 2,194 |
| Duke..... | 2,105 |
| TEMPLE..... | 1,883 |
| Syracuse..... | 1,857 |
| UCLA..... | 1,839 |
| Notre Dame..... | 1,836 |
| St. John's..... | 1,814 |
| Indiana..... | 1,798 |

*as of February 6, 2017

ASSOCIATED PRESS POLL

| | | |
|-------------------------|-------------|--------------|
| 1 Gonzaga (59) | 24-0 | 1,619 |
| 2 Villanova (6) | 22-2 | 1,565 |
| 3 Kansas | 20-3 | 1,446 |
| 4 Louisville | 19-4 | 1,411 |
| 5 Oregon | 21-3 | 1,263 |
| 6 Baylor | 20-3 | 1,255 |
| 7 Wisconsin | 20-3 | 1,232 |
| 8 North Carolina | 21-4 | 1,145 |
| 9 Arizona | 21-3 | 1,136 |
| 10 UCLA | 21-3 | 1,115 |
| 11 Cincinnati | 21-2 | 876 |
| 12 Virginia | 17-5 | 875 |
| 13 West Virginia | 18-5 | 861 |
| 14 Florida State | 20-4 | 839 |
| 15 Kentucky | 18-5 | 741 |
| 16 Purdue | 19-5 | 537 |
| 17 Florida | 18-5 | 530 |
| 18 Duke | 18-5 | 514 |
| 19 South Carolina | 19-4 | 493 |
| 20 Saint Mary's | 21-2 | 468 |
| 21 Maryland | 20-3 | 326 |
| 22 Butler | 18-5 | 285 |
| 23 Creighton | 20-4 | 207 |
| 24 Xavier | 17-6 | 144 |
| 25 SMU | 20-4 | 107 |

Receiving Votes: Wichita State 38, USC 35, Notre Dame 33, Northwestern 11, California 3, Iowa State 3, New Mexico State 3, Monmouth 3, VCU 3, Oklahoma State 1, Vermont 1, Kansas State 1.

2016-17 opponents in Bold (Feb. 6)

USA TODAY/ESPN COACHES POLL

| | | |
|-------------------------|-------------|------------|
| 1 Gonzaga (28) | 24-0 | 789 |
| 2 Villanova (4) | 22-2 | 766 |
| 3 Kansas | 20-3 | 685 |
| 4 Louisville | 19-4 | 669 |
| 5 Wisconsin | 20-3 | 627 |
| 6 Oregon | 21-3 | 589 |
| 7 North Carolina | 21-4 | 581 |
| 8 Baylor | 20-3 | 574 |
| 9 UCLA | 21-3 | 562 |
| 10 Arizona | 21-3 | 552 |
| 11 Cincinnati | 21-2 | 463 |
| 12 Kentucky | 18-5 | 443 |
| 13 Virginia | 17-5 | 385 |
| 14 West Virginia | 18-5 | 349 |
| 15 Florida State | 20-4 | 335 |
| 16 South Carolina | 19-4 | 285 |
| 17 Florida | 18-5 | 283 |
| 18 Purdue | 19-5 | 257 |
| 19 Duke | 18-5 | 253 |
| 20 Saint Mary's | 21-2 | 248 |
| 21 Butler | 18-5 | 162 |
| 22 Maryland | 20-3 | 159 |
| 23 Creighton | 20-4 | 90 |
| 24 Notre Dame | 17-7 | 84 |
| 25 Xavier | 17-6 | 75 |

Receiving Votes: **SMU 41**, USC 33, Northwestern 20, Wichita State 9, New Mexico State 7, Kansas State 7, Iowa State 5, Miami 4, UNC Wilmington 3, Akron 2, Oklahoma State 2, Dayton 1, Middle Tennessee 1.

2016-17 opponents in Bold (Feb. 6)

LAST TIME OUT: TEMPLE 83, USF 74 (FEB. 5, 2017)

- » Thanks to its best first half of the season, Temple had enough cushion to withstand a late USF run and win 83-74 on Hooter the Owl's birthday. Temple remains undefeated on its mascot's special day at 12-0 all-time. Daniel Dingle scored 11 points in each half to tie his career high with 22 overall, also hitting a career-high 6-of-7 three-pointers.
- » Temple built its lead to as many as 27 points early in the second half, allowing the Owls to hold off the Bulls despite a 15-3 USF run later in the game. Nine points was as close as the Bulls could get, a deficit they matched four times in the final two minutes.
- » Dingle led five players who scored in double figures for Temple. Shizz Alston, Jr. scored 14 points while tying his career high with seven assists, and Ernest Aflakpui also scored 14 points (a career high) while pulling down a game-best seven rebounds. Both Obi Enechionya and Alani Moore II scored 10 points apiece. As a team, the Owls matched their season high with 12 three-pointers.
- » The Owls set the tone early on, jumping out to a 9-0 lead and staying in command the entire first half. They hit eight three-pointers in the period, shooting 50 percent from long range, while also shooting a season-best 62 percent and scoring a season-high 46 points.
- » All eight players on the court scored for Temple in the opening half, led by Dingle with 11 points. Dingle, Alston and Moore all hit multiple treys, with Dingle making 3-of-4 from long range.
- » USF cut a 15-point Temple lead down to eight with 7:26 remaining, but Dingle then hit back-to-back three-pointers and the Owls led by at least 10 the rest of the way. The Bulls' last points of the period were scored with 5:34 remaining, and Temple got scoring from four different players as the Owls closed out with a 13-0 run to lead 46-23 at the break.
- » Over a minute and 20 second span early in the second half, all five of Temple's points were Aflakpui free throws. He gave the Owls their largest lead of 27 points, 54-27 with 17 minutes left. The lead remained at 20 points or more until USF made up a lot of ground with a 15-3 run from 9:42 to 6:09, coming within 11 points at 68-57.
- » Dingle's sixth three-pointer stopped the run at 5:04, and the teams traded points the rest of the way. Over the final minute and 24 seconds, Alston hit 6-of-6 free throws to keep USF from coming within fewer than nine points.
- » USF's Geno Thorpe was the game's leading scorer with 25 points as he hit 11-of-19 from the field. Thorpe scored 21 of his points in an impressive last 10 minutes.

TEMPLE MEN'S BASKETBALL

Magic Number 70

The numbers don't lie - Temple almost always wins when it can reach the 70-point mark. So far this season, the Owls are 12-1 when scoring at least 70 points, failing only to win at that plateau in their most recent 81-74 loss at #20/20 Cincinnati on Jan. 18. When scoring below 60 points, the Owls' record is 0-5, and they have only once scored below 70 points and won (68-63 victory vs. NJIT on Dec. 17). Shooting at least 40 percent from the field has also been a benchmark, as the Owls are 12-4 when reaching it and just 1-7 when they don't.

Streaking Shizz

After starting the season by hitting just two of his first 18 shots from three-point range, Shizz Alston, Jr. has been very impressive from beyond the arc. Starting with a four-of-eight performance from three-point range in the Owls' upset of then-No. 25 Florida State, he has had 13 more games with multiple three-pointers including five games with four or more treys. Over one four-game stretch from 12/3 to 12/13, Alston connected on 9-of-16 3-pointers (.563).

On Jan. 14 vs. Tulsa, Alston hit a career-high five three-pointers, scoring a career-high 25 points on 10-of-20 shooting from the field including 5-of-13 from long range. He matched that effort in the very next game, going 5-of-10 from long range on his way to a second-straight 25-point performance. Alston recorded his third-straight 20-plus point effort in a win vs. Memphis on Jan. 25, hitting 4-of-8 three-pointers on his way to a game-high 22 points. Alston is now the Owls' leading scorer with 14.0 points per game, ranking eighth in the American Athletic Conference.

Sophomore Sensation

Shizz Alston, Jr. is clearly having a tremendous season. One of the most improved players in the conference, Alston is on pace to do something only Mark Macon has achieved. That is to lead Temple in points, assists and steals per game as a sophomore. Macon, who is arguably one of the greatest players in school history, accomplished this trifecta in 1988-89.

Long Range Leaders

With 8.9 three-pointers made per game, Temple leads all teams in the league this season. The Owls have been shooting the long ball especially well of late, making 10 or more three-pointers in six of the last nine games. Temple has made a season-high 12 three-pointers three times (vs. GW/at Cincinnati/vs. USF). Leading the charge are junior Obi Enechionya (54 three-pointers), sophomore Shizz Alston, Jr. (49 three-pointers) and senior Daniel Dingle (45 three-pointers), who hit 6-of-7 in the USF win.

On the Mark

Senior Mark Williams has been a role player throughout his career at Temple, but has come off the bench to make a big impact in four recent games for the Owls. Williams scored 13 points on 6-of-8 shooting along with pulling down six boards in Temple's win vs. East Carolina on Jan. 7. Four days later at UConn, he connected on 4-of-6 shots including 2-of-3 from long range and finished with 10 points. The games were the first back-to-back double figure scoring contests for Williams in his career. On his birthday (Jan. 25), Williams scored a season-high 15 points including 10 in the final six minutes to help Temple beat Memphis. In Temple's win at Tulane on Jan. 31, Williams made 6-of-10 field goals and finished with 13 points.

Hooter the Owl's Birthday

The annual celebration of Temple mascot Hooter the Owl's birthday was this past Sunday when the Owls hosted USF. Temple continued its undefeated streak on Hooter's birthday and is now 12-0 all-time since the first celebration during the 2005-06 season.

Temple vs. the Polls

For the first time ever in the regular season, Temple defeated back-to-back Top 25 opponents on Nov. 24 and 25 in the NIT Season Tip-Off in Brooklyn. The Owls came back from an 18-point second-half deficit to defeat No. 25/RV Florida State on Thanksgiving Day, and then claimed the tournament title with an 89-86 win against No. 19/17 West Virginia a day later.

Just once before in program history had the Owls taken down back-to-back ranked opponents, doing so in NCAA Tournament play in 2001 when they followed up a first-round win vs. No. 18 Texas (79-65) with a second-round win against No. 8 Florida (75-54).

Temple has now defeated a Top 25 opponent for 10 straight seasons. Last year's Temple team had three regular-season wins over Top 25 teams, the most since 1999-00. The 2015-16 season also marked the first since 1998 that the Owls had beaten two Top 25 opponents on the road. The Owls faced a total of seven Top 25 opponents (including two No. 1 teams) in 2015-16. They have played four ranked teams in a total of five games in the 2016-17 season, going 2-3 in those contests. The Owls will face at least one more Top 25 team when they host #25/RV SMU on Feb. 9.

2016-17 TEMPLE TEAM HIGHS

Biggest Temple Lead

31 points 78-47 vs. Manhattan (11/20)

Biggest Temple Deficit

34 points..... 49-15 at UCF (12/31)

Biggest Temple Halftime Lead

23 points 46-23 vs. USF (2/5)

Biggest Temple Halftime Deficit

27 points..... 38-11 at UCF (12/31)

Best Temple 1st Half FG%

62.1 (18-29)vs. USF (2/5)

Worst Temple 1st Half FG%

13.8 (4-29)..... at UCF (12/31)

Best Temple 2nd Half FG%

65.4 (17-26)..... vs. East Carolina (1/7)

Worst Temple 2nd Half FG%

25.8 (8-31).....vs. Cincinnati (12/28)

Best Temple FG%

53.8 (28-52)vs. USF (2/5)

Worst Temple FG%

26.7 (16-60)vs. Cincinnati (12/28)

Most Points Scored by Temple in First Half

46vs. USF (2/5)

Least Points Scored by Temple in First Half

11 at UCF (12/31)

Most Points by Opponent in First Half

43at Houston (1/28)

Least Points by Opponent in First Half

20 vs. Manhattan (11/20)

Most Points by Temple in Second Half

58 vs. Florida State (11/24)

Least Points by Temple in Second Half

24vs. Cincinnati (12/28)

Most Points by Opponent in Second Half

55 at Cincinnati (1/18)

Least Points by Opponent in Second Half

27vs. New Hampshire (11/14)

Most Rebounds by Temple

47 vs. La Salle (11/11)

Most Blocks by Temple

10 vs. West Virginia (11/25)

Most Steals by Temple

11vs. DePaul (12/10)

Most 3-Pointers Made by Temple

122x, last at Cincinnati (1/18)

Most Assists by Temple

21 vs. George Washington (12/7)

Fewest Turnovers by Temple

5at Saint Joseph's (11/30)

Most Turnovers by Temple

19 vs. West Virginia (11/25)

Best Free-Throw Percentage by Temple

93.3 (28-30) vs. Yale (12/22)

TEMPLE MEN'S BASKETBALL

Home Sweet Home

The Liacouras Center has proven to be a tremendous home court advantage. Since the arena opened its doors in 1997, the Owls have posted a 205-66 (.756) all-time record, and set the record for wins in a single season with 16 in 2014-15.

Last season, the Owls reached the 10-win mark for the eighth time in nine years. Temple is 11-28 (.799) at home since the start of the 2007-08 campaign. To the right is a list of 10-win seasons in the building (bold under Dunphy).

First-Half Domination

Temple's first half in a win vs. USF on Feb. 5 was one for the books. The Owls' 46 points were their most in a first half in five years, since Temple scored 47 first-half points against Xavier on Feb. 11, 2012. The Owls' 23-point halftime lead on USF was its largest in over six years, since they held a 25-point (40-15) lead on Akron at halftime of a contest on Dec. 12, 2010. Temple shot 62.1 percent in the first half vs. USF (18-of-29), its best first-half percentage this season and best since 2013-14.

Autism Awareness

Temple's coaching staff wore blue puzzle piece lapel pins at Sunday's USF game to celebrate the NCAA's 4th Annual Coaches Powering Forward for Autism to benefit Autism Speaks. Spearheaded by NCAA basketball coaches Pat Skerry and Tom Herrion, the program provides coaches, their teams, schools and fans with opportunities to raise awareness and advocate for the needs of people affected by autism. Last season, more than 250 coaches and broadcasters wore the pins. This season, they hope to have over 325 coaches, broadcasters and officials participating including many women's programs.

MLK Day: Giving Back

As it does every year, the Temple men's basketball team gave back to the community in observance of Martin Luther King, Jr. Day on Monday. This year, head coach Fran Dunphy and his players participated in a vision board project for the children in the community surrounding Beckett Life Center, located a few blocks from campus. At the end of the glitter-filled project, the players and the children, ages five through eight, enjoyed a pizza lunch and held a brief dance party.

Early Conference Struggles

Temple began American Athletic Conference play with three consecutive losses including two low-scoring efforts before winning its fourth league game against East Carolina. The Owls shot a season low 26.7 percent from the field in a 56-50 loss to No. 23/23 Cincinnati on Dec. 28 at home, and posted their worst second-half numbers of the season as well, scoring 24 points on 8-of-31 shooting (25.8 percent). The bad luck continued in the first half of Temple's next game at UCF on Dec. 31, as the Owls played one of their worst first halves in years, scoring just 11 points on 4-of-29 (13.8 percent) shooting. Temple rebounded well in the second half for 42 points on 45.7 percent shooting, but was unable to dig itself out of a season-high 27-point halftime deficit.

The Owls' first half at SMU on Jan. 4 was similar, as they found themselves in an 18-point hole at the break after scoring just 22 points. Despite nearly doubling that scoring output in the second half, Temple was unable to get within fewer than nine of the Mustangs. It was a first-half struggle yet again for Temple in a 73-59 loss at UConn on Jan. 11, as the Owls missed 12 straight shots in the opening period and went down 22-9 early on.

Holiday Freebies

In its last two games before the holiday break, both wins, the Owls went an impressive 43-of-48 from the free-throw line (89.6 percent). After hitting 15-of-18 free throws in a win vs. NJIT on Dec. 17, Temple followed it up with its best performance from the stripe in four years, making 28-of-30 free throws (93.3 percent) in a win vs. Yale on Dec. 22. The last time the Owls did better than 93 percent was when they hit a perfect 10-of-10 free throws against St. Bonaventure on Jan. 19, 2013. Freshman Alani Moore II led the way in the Yale win, making his first 10 free throws before finishing at 10-for-11. Senior Daniel Dingle was perfect at the line, going 9-for-9. Sophomore Shizz Alston, Jr. was 6-for-6 against NJIT and 5-for-6 vs. Yale.

NIT Season Tip-Off Champions

Temple won the 2016 NIT Season Tip-Off in dramatic fashion, toppling back-to-back Top 25 opponents at Brooklyn's Barclays Center over the Thanksgiving holiday. The Owls made their sixth trip to the preseason NIT this season, tying for third among all Division I programs. Temple is now 12-5 overall in preseason NIT games, including a 4-0 mark to capture the 1986 title.

The regular season tournament title was the first for the Owls since 1998-99 when they went 2-0 at Madison Square Garden against Georgetown and Wake Forest to win the Coaches vs. Cancer Classic.

Temple Wins 200th Game at Liacouras Center

In winning its fifth straight game on Dec. 3 against Penn, Temple also earned its 200th all-time victory at the Liacouras Center. The arena is celebrating its 20th season, since opening as the Apollo 10 in 1997. Temple has posted a 204-66 (.756) record at the Liacouras Center, and sported a record 25-game win streak from Jan. 6, 2010 thru Dec. 28, 2011.

Six Scorers

Temple had six players score in double figures in its season-opening 97-92 OT win over La Salle (Nov. 11). Daniel Dingle led the way with 21 points. Obi Enechionya (20), Shizz Alston, Jr. (14), Ernest Aflakpui (12), Quinton Rose (12) and Mark Williams (10) also tallied double digits. The last time a Temple team had six players score 10 or more points was Jan. 9, 2002 in an 85-48 win over Duquesne at the Liacouras Center. Lynn Greer led the way with 22 points with Brian Polk (14), Alex Wesby (13), Nile Murry (12), Kevin Lyde (11) and David Hawkins (10) joining him in double figures.

The Force is With Obi

Junior Obi Enechionya has reached double figures in scoring in 18 of 24 games this season, and ranks second on the team and 13th in the league with 13.7 ppg. He also ranks among the conference leaders in blocks (5th, 1.7 bpg), three-pointers made per game (5th, 2.3), three-point percentage (11th, .378) and rebounds (17th, 6.0 rpg). He has scored 20 or more points five times, including two career-tying games of 26 points (at UMass on Nov. 17, at Saint Joseph's on Nov. 30).

Stealing from Demons

In Temple's 74-65 win vs. DePaul on Dec. 10 in the Hoophall Miami Invitational, the Owls recorded 11 total steals, the most for the program in over three years. The last time Temple tallied more than 10 steals was in a 12-steal effort vs. Texas in an 81-80 loss at the Wells Fargo Center on Dec. 7, 2013. Leading the way with a huge number vs. DePaul was senior point guard Josh Brown, whose seven steals were a career high and the most for a Temple player since a seven-steal effort by Will Cummings against SMU in February of 2015.

| | |
|---------------|--------------|
| 2014-15 | 16-2 (.889) |
| 2010-11..... | 14-0 (1.000) |
| 2012-13..... | 14-3 (.824) |
| 1999-00..... | 13-0 (1.000) |
| 2009-10 | 13-1 (.928) |
| 1998-99 | 11-1 (.916) |
| 2008-09 | 11-2 (.846) |
| 2015-16 | 11-3 (.786) |
| 2011-12..... | 10-1 (.909) |
| 2005-06..... | 10-2 (.833) |
| 2007-08 | 10-3 (.769) |

TEMPLE'S 2016-17 RECORD WHEN...

| | |
|--|-------|
| At home | 8-4 |
| On the road | 2-7 |
| At a neutral site | 3-0 |
| In white jerseys | 8-4 |
| In cherry jerseys | 1-4 |
| In black jerseys..... | 4-3 |
| Winning the game before..... | 6-6 |
| Losing the game before | 6-5 |
| Leading at the half..... | 10-2 |
| Trailing at the half..... | 1-8 |
| Tied at the half | 2-1 |
| In overtime games..... | 1-0 |
| Shooting 50% or better | 4-1 |
| Shooting 40% or better | 12-4 |
| Shooting under 40%..... | 1-7 |
| Opp. shoots 50% or better | 2-3 |
| Opp. shoots 40% or better | 8-9 |
| Opp. shoots under 40%..... | 5-2 |
| Shooting better than opponent..... | 11-1 |
| Shooting worse than opponent..... | 2-10 |
| Shooting same as opponent | 0-0 |
| Has more FTs made than opponent | 8-0 |
| Has less FTs made than opponent | 4-10 |
| Has equal FTs made as opponent | 1-1 |
| Outrebounding opponent..... | 6-3 |
| Is outrebounded | 7-8 |
| Has equal rebounds | 0-0 |
| Has less turnovers than opponent | 6-7 |
| Has more turnovers than opponent | 6-4 |
| Has equal turnovers as opponent | 1-0 |
| No Temple players foul out..... | 10-6 |
| Temple player(s) fouls out | 3-5 |
| Six players in double figures | 1-0 |
| Five players in double figures | 2-0 |
| Four players in double digits..... | 6-2 |
| Three players in double digits..... | 4-5 |
| Two players in double digits..... | 0-3 |
| One player in double digits | 0-1 |
| No players in double digits..... | 0-0 |
| Playing ranked opponents | 2-3 |
| Playing on television | 13-11 |
| Playing in November | 5-2 |
| Playing in December | 4-4 |
| Playing in January | 3-5 |
| Playing in February..... | 1-0 |
| Playing in March | 0-0 |
| Playing on Sunday | 2-0 |
| Playing on Monday | 0-1 |
| Playing on Tuesday..... | 1-1 |
| Playing on Wednesday | 2-5 |
| Playing on Thursday | 2-1 |
| Playing on Friday | 2-0 |
| Playing on Saturday..... | 4-3 |
| Margin is 5 points or less | 4-3 |
| Margin is between 6-10 points | 6-2 |
| Margin is between 11-20 | 2-3 |
| Margin is more than 20 | 1-2 |
| Has a 20-point scorer..... | 8-4 |
| Has a 30-point scorer..... | 0-0 |
| Scoring 59 points or less..... | 0-5 |
| Scoring 60-69 points..... | 1-5 |
| Scoring 70+ points..... | 12-1 |

TEMPLE MEN'S BASKETBALL

The Ratio Favors Shizz

Over 24 games this season, sophomore Shizz Alston, Jr. has proven adept at getting the ball where he wants it. With a team-leading 98 assists to just 34 turnovers, Alston has a 2.9 assist/turnover ratio to rank second in the American Athletic Conference and rank 28h in the nation. If the season ended now, Alston would be sixth all-time on Temple's single-season list for A/TO ratio. Temple Athletics Hall of Famer Pepe Sanchez holds the single-season record for A/TO ratio at 3.86 in 1999-2000.

Single Season Leaders in Assist/Turnover Ratio

| Rank | Season | Player | Assists | TO's | A/TO Ratio |
|----------------|---------|--------------------------|-----------|-----------|-------------|
| 1. | 1999-00 | Pepe Sanchez | 201 | 52 | 3.86 |
| 2. | 1987-88 | Howard Evans | 294 | 77 | 3.81 |
| 3. | 2015-16 | Josh Brown | 161 | 46 | 3.50 |
| 4. | 1986-87 | Howard Evans | 206 | 66 | 3.12 |
| 5. | 1998-99 | Pepe Sanchez | 192 | 64 | 3.00 |
| 2016-17 | | Shizz Alston, Jr. | 98 | 34 | 2.88 |

Howard Evans (1986-89) is the Owls' all-time career leader in A/TO ratio at 3.12. Also on that list is Levan Alston (1994-96), Shizz's father, in ninth place with a ratio of 1.88. With 117 assists to 44 turnovers in 55 games played so far in his career, Shizz Alston would be just behind Evans on the list with an A/TO ratio of 2.66.

Quinton Rose Named American Rookie of the Week for a Third Time

For the third time this season, Temple freshman Quinton Rose was named the American Athletic Conference Rookie of the Week for men's basketball on Jan. 9. Rose also earned the honor twice in November after an impressive start to his debut season. Coming off the bench for back-to-back 14-point efforts, Rose helped Temple to a 1-1 record from Jan. 2-8 including its first conference win against East Carolina on Jan. 7. He added a career-high five steals to his 14 points at SMU earlier in the week, and two more steals in the ECU win. Rose was nearly perfect against the Pirates, hitting 6-of-7 field goals and his only free throw attempt in just 18 minutes of action. For the week, Rose shot 66.7 percent from the field (12-of-18).

Rose averaged 19 points per game in Temple's back-to-back wins over Top 25 opponents Florida State and West Virginia to earn his second conference honor, scoring a career- and game-high 26 points in the Florida State victory. He hit 16-of-19 free throws for the week (.842), coming off the bench in both games but averaging 29 minutes played. Rose's first honor came back on Nov. 14 after he scored 12 points in the Owls' season-opening win vs. La Salle.

Rookie of the Week Honors for Alani Moore II

On Dec. 26, freshman Alani Moore II was named the American Athletic Conference Rookie of the Week. Temple has earned the honor four times this season, with freshman Quinton Rose having been selected three times. Moore scored a career- and game-high 26 points in a win against Yale on Dec. 22, hitting his first four three-point attempts (4-of-8 overall) and his first 10 free-throw attempts (10-of-11 overall). He finished 6-of-12 from the field overall, and tied his season-high for minutes played with 37.

20th Anniversary Season for the Liacouras Center

The Liacouras Center, home of Temple Basketball since 1997, is celebrating its 20th season during the Owls' 2016-17 schedule. The arena, originally named the Apollo of Temple, opened on December 9, 1997 when Temple, under the direction of Hall of Fame coach John Chaney, stunned #18 Fresno State, coached by Jerry Tarkanian, 76-61. That win was the first of 14 victories over nationally-ranked programs in the venue.

Rededicated on February 13, 2000, and named in honor of former Temple President, the late Peter J. Liacouras, The Liacouras Center has hosted the 2004 NCAA Women's Basketball First and Second Rounds, the 2005 NCAA Women's Basketball East Regional, and seven NIT games in its history.

Fran Dunphy Earns Second Straight American Coach of the Year Honor

Temple head coach Fran Dunphy was announced as the American Athletic Conference Coach of the Year on March 10, 2016, earning the honor for a second year in a row. Picked sixth in the conference's preseason coaches' poll, Dunphy guided Temple to its eighth 20-win season in his 10-year tenure and the Owls' third regular season conference championship during that span. Dunphy has earned four such honors while at Temple, twice being named the Atlantic 10 Coach of the Year (2010, 2012).

Extra Honors for Obi

Junior Obi Enechionya was named Player of the Week by the American Conference, Philadelphia Big 5 and NCAA.com on Nov. 28. The NIT Season Tip-Off Tournament MVP, Enechionya averaged 19 points, 10 rebounds and 5.5 blocks in leading the Owls to consecutive wins over ranked opponents. He shot 15-of-26 from the field (.577) and 7-of-10 from three-point range. Enechionya also blocked a career-high six shots vs. #25 Florida State, and played 78 of possible 80 minutes over the two games.

Mascot Double Trouble: Hooter and Stella

Temple Athletics has both a traditional and a live mascot cheering on its teams, as Hooter the Owl and Stella can both often be found on the sidelines. To honor Temple's beginning as a night school for ambitious young people, the nocturnal owl was adopted as its mascot. The owl represents wisdom and knowledge and is known for being perceptive, resourceful and courageous. Hooter the Owl is a part of Temple's Spirit Squad, making appearances games, alumni events and more. Each February, mascots from all over the city of Philadelphia come to Temple to celebrate Hooter's birthday at a home basketball game, which will take place this season on Saturday, Feb. 25 against Tulane.

Stella, a great horned owl, began her career as Temple's live mascot in 2013. Though she's small—just 2 feet tall and only 3 pounds—Stella is a mighty predator, with an impressive 60-inch wingspan and talons capable of crushing prey with 28 pounds of force per square inch. She currently resides in the Elmwood Park Zoo in Norristown, Pa., where she also is a wildlife conservation teacher. Stella originally hails from Washington state. Her favorite foods include rodents, rabbits and snakes.

Second-Half Explosion

In Temple's come-from-behind, 89-86 win against #25/RV Florida State on Nov. 24, the Owls scored a whopping 58 points in the second half. That total is the most in any half of basketball for Temple in nearly three years, since a 61-point second-half performance in a 101-65 win at LIU Brooklyn on Dec. 21, 2013.

Handle With Care

Temple has proven adept at handling the ball in each of the last two seasons, ranking in the top 10 nationally in fewest turnovers. In 2015-16, Temple ranked second in the nation in fewest turnovers overall at 305, and ranked third in the nation with just 9.2 turnovers per game. During the 2014-15 season, the Owls led the league and ranked eighth among all Division I teams at the end of the season with 9.5 turnovers per game. So far in 2016-17, the Owls are averaging 11.7 turnovers per game. Temple led the nation in fewest turnovers 11 times under Hall of Fame head coach John Chaney. (n.b. - NCAA records only date back to the 1993 season).



11TH SEASON • LA SALLE '70 537-294 OVERALL • 227-131 AT TEMPLE

One of 25 active NCAA Division I coaches with 500 victories, Fran Dunphy is in his 11th season at the helm of the Temple men's basketball program in 2016-17. The all-time winningest coach in Philadelphia Big 5 history, Dunphy is also just the fifth coach

to win 200 games at two different Division I programs while also taking both schools to six or more NCAA Tournaments. He has joined Lou Henson (New Mexico, Illinois), Rick Pitino (Kentucky, Louisville), Eddie Sutton (Arkansas, Oklahoma State) and Roy Williams (Kansas, North Carolina) in this elite club.

A part of Big 5 Basketball for the last six decades, Dunphy starred at La Salle as a player (1967-70) and served on the Explorer staff as an assistant coach before embarking on a 17-year stint as the head coach of the Penn Quakers (1989-06). He became the first person to serve as the head men's basketball coach at two Philadelphia Big 5 institutions when he took over the reins of the Temple program from Hall of Fame coach John Chaney on April 10, 2006.

All he has done at Temple is win. Having earned back-to-back American Athletic Conference Coach of the Year honors in 2014-15 and 2015-16, Dunphy ranks third on the school's all-time coaching win list with a 227-131 record while guiding the Owls to seven NCAA Tournaments, five conference titles and a trip to the 2015 NIT Semifinals in his 10 years at the helm. His Temple teams have defeated seven Top 10 teams in his tenure and have appeared in the Top 25 during 24 weeks.

Dunphy recorded his historic 500th coaching win in impeccable fashion during the 2014-15 season by knocking off Memphis, 80-75, in the American Athletic Conference Quarterfinal round on March 13. His overall record stands at 537-294 which includes 17 20-win seasons, 16 NCAA Tournament appearances, 14 conference championships, eight Big 5 titles and one NIT trip.

Named Philadelphia Big 5 Coach of the Year in four of his 10 seasons at Temple, Dunphy led his second Owl squad on a late-season run to the Atlantic 10 Championship. He guided the Cherry and White to a 21-13 overall mark in 2007-08, including a second place A-10 regular season finish with an 11-5 conference record. He followed that by directing his charges in 2008-09 to a 22-12 record, 11-5 in league play, and another conference championship.

The 2009-10 season is one that will go down as one of the best in Temple lore. Picked tied for fifth in the A-10 preseason poll, Dunphy motivated his charges to their first A-10 regular season title (9th overall) since 2002 with a 14-2 record. The 2010 A-10 and NABC District Coach of the Year brought the Owls back into the national spotlight with the program's first national ranking since 2001, with the team staying in the polls for 13 consecutive weeks. His Owls would go on to become just the second A-10 team to win three consecutive conference championships while also posting just the fifth perfect Philadelphia Big 5 season in the program's history.

The number one accomplishment achieved by the 2009-10 Temple team, that finished the season with a #12 ranking in the Associated Press poll, was its 29 victories (against six defeats), which ranks third in the school's history.

In 2010-11, Dunphy led the Owls to a 26-8 record, including another 14-2 mark in A-10 play, and a fourth straight trip to the NCAA Tournament. This time the Owls, the 7-seed

in West Region, defeated 10th-seeded Penn State, 66-64, in the second round for the program's first NCAA win since 2001. The Cherry and White game second-seeded San Diego State all they could handle in the next game before falling to the #5/6-ranked Aztecs, 71-64, in double-overtime.

It was a great season for Temple as the Owls were ranked among the nation's Top 25 for eight weeks during the season, climbing as high as #19 in the January 10 Associated Press poll. The Owls also overcame mid-February injuries to two starters, closing the season with seven wins in their final 10 games. The only losses in that stretch came to NCAA Sweet 16 participants Duke, Richmond and San Diego State.

In 2011-12, despite losing projected starter Scootie Randall for the season and center Micheal Eric for 13 games, Dunphy guided his charges to a 24-8 mark and the program's first outright A10 regular season title since 1989-90. The Owls finished 13-3 in league play and Dunphy earned his second A10 Coach of the Year honor for his efforts. Temple defeated #3/3 Duke to mark its fourth straight season with a win over a Top 10 opponent, and later cracked the national polls for the third straight year.

Temple, which also shared the Big 5 title, earned an at-large bid to the NCAA Tournament for the second straight season, and was the fifth-seed in the NCAA Midwest Region.

In 2012-13, Dunphy again guided the Owls to another 20-plus win campaign with the Cherry and White becoming one of eight teams to compete in the last six straight NCAA Tournaments. Temple also knocked off a Top 10 team, this time #3/3 Syracuse, 83-79, at Madison Square Garden (12/22/12) to extend its current nation's best record to five straight seasons of defeating a Top 10 foe while being unranked at the time.

Temple would finish the campaign with a 24-10 record, advancing to the third round of the NCAA Tournament before narrowly falling to top-ranked Indiana, 58-52. The Owls capped their final season in the Atlantic 10 Conference with a thrilling 84-76 win over #19/21 VCU on CBS to finish tied for third in the league with an 11-5 record.

The program struggled in 2013-14, its first season in the American Athletic Conference. In a classic rebuilding year, the Owls posted a 9-22 record. The Cherry and White did continue its streak of wins over a nationally-ranked program to seven with a 71-64 upset over #23 SMU.

In 2014-15, Dunphy led his team to the best turnaround among all Division I teams, posting 17 more wins than the previous season to finish at 26-11 overall and 13-5 in the conference. A signature win over #10 Kansas was among the total as the Owls posted a 77-52 victory over the Jayhawks at the Wells Fargo Center (12/22).

The Owls finished the regular season 23-10, but were surprisingly left out of the NCAA Tournament. As the #1 overall seed in the NIT, Dunphy, in his time coaching in the tournament, guided Temple to wins over Bucknell, George Washington and Louisiana Tech to reach the semifinals, before falling to Miami at Madison Square Garden.

Dunphy was named American Athletic Conference Coach of the Year, marking his third conference coach of the year honor (A-10: 2010, 2012). He also joined Chaney (516) as one of only two coaches to win 500 or more games at Big 5 schools.

Defying expectations yet again in 2015-16, the Owls were picked to finish sixth in The American but instead Dunphy led his team to a 14-4 record and an American Athletic Conference Regular Season Championship. Temple fell to conference tournament champion UConn in the semifinals, but was awarded a 10 seed in the NCAA Tournament. The Owls took seventh-seeded Iowa to overtime before falling 72-

70 in their NCAA First Round game. Dunphy was named the American's Coach of the Year for a second year in a row, as well as the NABC District Coach of the Year.

One of the most respected coaches in the nation, Dunphy has coached eight Conference Players of the Year, three Conference Rookies of the Year, five perfect Conference seasons and 54 All-Conference honorees.

Prior to joining Penn's coaching staff, Dunphy served as an assistant under Speedy Morris at his alma mater, La Salle University (1985-86 through 1987-88). The Philadelphia native's coaching career began at the United States Military Academy (1971-72), where he served as an assistant under head coach Dan Dougherty. In 1975, he became head coach of his high school alma mater, Malvern Prep. He remained there until becoming Lefty Ervin's assistant at La Salle University (1979-80).

The following year, Dunphy joined current Maryland head coach Gary Williams' staff at American University. He served as an assistant two seasons under Williams, and the final three years under Ed Tapscott, the former head coach of the NBA's Washington Wizards (2008-09). He returned to La Salle in 1985, serving one more season under Ervin and assisting Morris for two seasons. He left La Salle to become Tom Schneider's assistant at Penn in 1988.

In 1989, Dunphy was named the 16th head coach at Penn. He would compile a 310-163 overall record in his 17-year career. His Quaker teams won an unprecedented 48 straight Ivy League games and four league titles from 1992 through 1996. His 1993-94 team posted a 25-3 record and earned a Number 25 ranking in the CNN/USA Today Coaches' Poll, the program's first such ranking since the 1978-79 campaign. That year also included a 90-80 first round upset of sixth-seed Nebraska in the NCAA Tournament.

In his last eight seasons at Penn, Dunphy guided the Quakers to six Ivy League titles and a 93-19 league record. From 1999-2001, he led Penn to 25 straight league wins, including a perfect 14-0 mark in 1999-2000. In 2001-02, Dunphy's Quakers posted a 25-7 record and won the school's first outright city-series title with a perfect 4-0 mark since 1973-74.

A full-time educator on and off the court, Dunphy is in his eighth year teaching in Temple's prestigious Fox School of Business. He is team-teaching an honors course with Dr. Lynne Anderson, entitled, Management, Theory & Practice: From the Locker Room to the Board Room. He previously had served as a lecturer in the Wharton Executive Education program and in the management department of the Wharton School.

Dunphy is one of the leaders in the local Coaches vs. Cancer campaign and was named to the National Council of Coaches vs. Cancer. He was also honored as the 2002 National Coaches vs. Cancer Coach of the Year for his service and tireless dedication to those in need. On September 23, 2008, he joined four other coaches to speak to legislators on Capitol Hill on the need for more funding for cancer research.

The Owl mentor also devotes time to Big Brothers/Big Sisters of Greater Philadelphia's Board of Directors, and his Penn and Temple teams have participated in the Big Brothers/Big Sisters program each year. He is also a member of the Philadelphia CYO Hall of Fame.

A 1970 La Salle graduate with a degree in marketing, Dunphy was an outstanding player under Explorers' head coach Tom Gola. As a junior, he helped the Explorers to a 23-1 record. He served as a co-captain his senior year when he averaged 18.6 ppg and led the team in assists, while also being named the MVP of the annual Quaker City Basketball Tournament. In 1979, he earned a Master's degree in counseling and human relations from Villanova University.

Dunphy and his wife, Ree, reside in Villanova, Pa., with their son, J.P.

FRAN DUNPHY YEAR BY YEAR

| Season | School | Record | Pct. | Conf. | Pct. | Conference Finish |
|---------|--------|---------|------|---------|-------|------------------------|
| 1989-90 | Penn. | 12-14 | .462 | 7-7 | .500 | t-3rd |
| 1990-91 | Penn. | 9-17 | .321 | 6-8 | .429 | t-3rd |
| 1991-92 | Penn. | 16-10 | .615 | 9-5 | .643 | 2nd |
| 1992-93 | Penn. | 22-5 | .815 | 14-0 | 1.000 | Ivy League Champions |
| 1993-94 | Penn. | 25-3 | .893 | 14-0 | 1.000 | Ivy League Champions |
| 1994-95 | Penn. | 22-6 | .786 | 14-0 | 1.000 | Ivy League Champions |
| 1995-96 | Penn. | 17-10 | .630 | 12-2 | .857 | Ivy League Champions |
| 1996-97 | Penn. | 12-14 | .462 | 8-6 | .571 | 4th |
| 1997-98 | Penn. | 17-12 | .586 | 10-4 | .714 | 2nd |
| 1998-99 | Penn. | 21-6 | .777 | 13-1 | .929 | Ivy League Champions |
| 1999-00 | Penn. | 21-8 | .724 | 14-0 | 1.000 | Ivy League Champions |
| 2000-01 | Penn. | 12-17 | .414 | 9-5 | .643 | t-2nd |
| 2001-02 | Penn. | 25-7 | .781 | 11-3 | .786 | Ivy League Champions |
| 2002-03 | Penn. | 22-6 | .786 | 11-3 | .786 | Ivy League Champions |
| 2003-04 | Penn. | 17-10 | .630 | 10-4 | .714 | t-2nd |
| 2004-05 | Penn. | 20-9 | .689 | 13-1 | .929 | Ivy League Champions |
| 2005-06 | Penn. | 20-9 | .689 | 12-2 | .857 | Ivy League Champions |
| 2006-07 | Temple | 12-18 | .400 | 6-10 | .375 | |
| 2007-08 | Temple | 21-13 | .618 | 11-5 | .688 | Atlantic 10 Champions |
| 2008-09 | Temple | 22-12 | .647 | 11-5 | .688 | Atlantic 10 Champions |
| 2009-10 | Temple | 29-6 | .829 | 14-2 | .875 | Atlantic 10 Champions |
| 2010-11 | Temple | 26-8 | .765 | 14-2 | .875 | A10 Semifinals |
| 2011-12 | Temple | 24-8 | .750 | 13-3 | .812 | A10 Reg. Season Champs |
| 2012-13 | Temple | 24-10 | .706 | 11-5 | .688 | t- 3rd |
| 2013-14 | Temple | 9-22 | .290 | 4-14 | .222 | t- 8th |
| 2014-15 | Temple | 26-11 | .703 | 13-5 | .722 | t- 3rd |
| 2015-16 | Temple | 21-12 | .636 | 14-4 | .778 | AAC Reg. Season Champs |
| 2016-17 | Temple | 13-11 | .542 | 4-7 | .364 | |
| OVERALL | | 537-294 | .646 | 302-113 | .728 | 14 Conference Titles |

Mr. Big Five

Temple head coach Fran Dunphy is synonymous with the Philadelphia Big 5. Dunphy, who lived his first 10 years in Southwest Philadelphia before moving to nearby Drexel Hill, Pa., starred at La Salle from 1967 through 1970. He would later serve as an assistant at his alma mater (1979-80; 1985-88) before taking the assistant coaching job at Penn for the 1988-89 season. After one season he would take over as the Quakers head coach, compiling a 310-163 record in 17 seasons. He is now in his 11th season at Temple. He received a master's degree in counseling from Villanova, and currently resides in Villanova, Pa.

A Man For All Causes

Dunphy has been a major contributor of his time and energy to the American Cancer Society through Coaches vs. Cancer. He has spearheaded the local efforts of the six DI coaches that have led to raising over \$1 million to benefit the American Cancer Society. Named the Coaches vs. Cancer National Coach of the Year for his efforts, Dunphy has helped to steer events in the area such as the Coaches vs. Cancer Golf Outing; the Coaches vs. Cancer Basketball; coordinated open practices with the six area teams and holding a March Madness Breakfast to raise awareness for the cause. He was honored in 2008 as a local hero by Bank of America for his role with Coaches vs. Cancer.

Another cause that Dunphy champions is Big Brothers/Big Sisters. The Owl coach devotes his time to Big Brothers/Big Sisters of Greater Philadelphia by serving on the organization's Board of Trustees. His Penn teams participated in Big Brothers/Big Sisters programs each year during his tenure at the school. His Temple teams have been actively participating in the program the past three seasons.

Dunphy is also a member of the Philadelphia CYO Hall of Fame.

Moving Up

With a win vs. Tulsa on Feb. 4, 2016, Fran Dunphy earned his 206th victory at Temple and moved into third place on the all-time Temple coaching win list, surpassing James Usilton, Sr. (205, '26-39). Hall of Fame coach John Chaney (516, '82-06) tops the list followed by fellow Hall of Famer Harry Litwack (373, '52-73). Dunphy is now 227-131 ('06-present).

A-10 Success

Under Dunphy, the Owls won the outright A-10 regular season title in 2011-12 for the first time since 1989-90. During Temple's years in the A-10 under Dunphy, the Owls went 80-32 in A-10 play and won three A-10 Championships (2008, 2009, 2010).

ACTIVE DIVISION I COACHES WITH 200 OR MORE WINS AT TWO SCHOOLS

| Coach | School (Wins/Years) | School (Wins/Years) |
|---------------|--------------------------|----------------------------|
| Roy Williams | Kansas (418/1988-03) | North Carolina (380/2003-) |
| Rick Pitino | Kentucky (219/1989-97) | Louisville (412/2001-) |
| John Calipari | Memphis (214/2001-09) | Kentucky (232/2009-) |
| Fran Dunphy | Penn (310/1989-06) | Temple (227/2006-) |
| Bob Huggins | Cincinnati (399/1989-05) | West Virginia (218/2007-) |

DIVISION I COACHES WITH 200 OR MORE WINS AT TWO SCHOOLS WHILE TAKING BOTH TO SIX OR MORE NCAA TOURNAMENTS

| Coach | School (Wins/Years) | School (Wins/Years) | NCAA Total |
|--------------|--|--|------------|
| Roy Williams | Kansas (418/1988-03) | North Carolina (380/2003-) | 26 |
| Eddie Sutton | NCAA Tournaments: 14 Arkansas (260/1975-85) | NCAA Tournaments: 12 Oklahoma St. (368/1990-06) | 22 |
| Bob Huggins | NCAA Tournaments: 9 Cincinnati (399/1989-05) | NCAA Tournaments: 13 West Virginia (218/2007-) | 21 |
| Lou Henson | NCAA Tournaments: 14 New Mexico (289/66-75/97-05) | NCAA Tournaments: 7 Illinois (423/1975-96) | 19 |
| Rick Pitino | NCAA Tournaments: 7 Kentucky (219/1989-97) | NCAA Tournaments: 12 Louisville (412/2001-) | 18 |
| Fran Dunphy | NCAA Tournaments: 6 Penn (310/1989-06) | NCAA Tournaments: 12 Temple (227/2006-) | 16 |
| | NCAA Tournaments: 9 | NCAA Tournaments: 7 | |

DUNPHY FILE

COACHING EXPERIENCE

Overall Record: 537-294

Temple

Head Coach, 2006-present

Record: 227-131

American Champions (Regular Season) (1): '16

Atlantic 10 Champions (3): '08, '09, '10

A-10 Champions (Regular Season) (2): '10, '12

NCAA Tournaments: (7): '08, '09, '10, '11, '12, '13, '16

NIT Appearances (1): '15

Phila. Big 5 Champions (4): '08, '10, '12, '13

Penn

Head Coach, 1989-2006

Record: 310-163

NCAA Tournament: (9): '93, '94, '95, '99, '00, '02, '03, '05, '06

Ivy League Champions (10): '93, '94, '95, '96, '99, '00, '02, '03, '05, '06

Phila. Big 5 Champions (4): '92, '94, '98, '01

Assistant Coach, 1988-89

La Salle: Assistant Coach, 1979-80, 1985-88

American: Assistant Coach, 1980-85

Malvern Prep: Head Coach, 1975-80

Army: Assistant Coach, 1971-72

PLAYING EXPERIENCE

La Salle (1967-70); Malvern Prep (1963-66)

EDUCATION

American University

Completed coursework toward doctorate degree in counseling and student development

Villanova University '79

Master of Science, Counseling

La Salle University '70

Bachelor of Arts, Marketing

Professor Dunphy

For the 10th straight year, Dunphy is teaching an honors course in the University's prestigious Fox School of Business with Dr. Lynne Andersson. The course, titled Management, Theory and Practice: From the Locker Room to the Board Room, is offered in the fall semester.

Top 25 Coach

Temple coach Fran Dunphy entered the 2014-15 season ranked 25th among active NCAA Division I coaches in wins with 477, needing just 23 victories to join an elite group (88 all-time, now 25 active) of coaches with 500 wins while coaching at least a decade at the Division I level. Dunphy reached the 500-win mark when the Owls beat Memphis in the American Tournament quarterfinals, and is now one of 25 active Division I coaches to record 500 career wins.

Dunphy Receives St. Jude Fairways for Hope Regional Legends for Charity Award

In early June, 2016, Fran Dunphy was honored with the St. Jude Fairways for Hope Regional Legends for Charity Award at the Llanerch Country Club in Havertown, Pa. The award is presented to a person who has made a significant contribution in the sports field. Dunphy is one of the most respected coaches in the nation for his community service work. One of the leaders in the local Coaches vs. Cancer campaign, he is on the National Council of Coaches vs. Cancer. He has also been honored as the 2002 National Coaches vs. Cancer Coach of the Year for his service and tireless dedication to those in need.

AMERICAN ATHLETIC CONFERENCE



2016-17 STANDINGS & RANKINGS

| Team | Conf. | Pct. | Overall | Pct. |
|---------------|-------|-------|---------|------|
| Cincinnati | 10-0 | 1.000 | 21-2 | .913 |
| SMU | 10-1 | .909 | 20-4 | .833 |
| Memphis | 7-4 | .636 | 17-7 | .708 |
| Houston | 7-4 | .636 | 16-7 | .696 |
| Tulsa | 6-4 | .600 | 12-10 | .545 |
| UCF | 6-5 | .545 | 15-8 | .652 |
| UConn | 5-5 | .500 | 10-12 | .455 |
| Temple | 4-7 | .364 | 13-11 | .542 |
| East Carolina | 3-8 | .273 | 11-13 | .458 |
| Tulane | 1-10 | .091 | 4-19 | .174 |
| USF | 0-11 | .000 | 6-16 | .273 |

(as of Feb. 6)

Temple in American Stats

Individual

| Category | Rank | Player |
|-------------|------|-----------------------|
| Scoring | 8 | S. Alston (14.0) |
| | 13 | O. Enechionya (13.7) |
| | 18 | D. Dingle (12.6) |
| Rebounding | 17 | O. Enechionya (6.0) |
| D. Rebounds | 14 | O. Enechionya (4.7) |
| O. Rebounds | 13 | E. Aflakpui (2.1) |
| FG% | | |
| FT% | 4 | S. Alston, Jr. (.844) |
| 3-pt% | 4 | A. Moore II (.418) |
| | 6 | D. Dingle (.409) |
| | 11 | O. Enechionya (.378) |
| | 14 | S. Alston, Jr. (.355) |
| 3-pt Made | 5 | O. Enechionya (2.3) |
| | 7 | S. Alston, Jr. (2.0) |
| | 12 | D. Dingle (1.9) |
| Assists | 8 | S. Alston, Jr. (4.1) |
| | 11 | D. Dingle (3.4) |
| Steals | 2 | S. Alston, Jr. (1.8) |
| | 11 | Q. Rose (1.3) |
| Blocks | 5 | O. Enechionya (1.7) |
| A/T Ratio | 2 | S. Alston, Jr. (2.9) |
| | 14 | D. Dingle (1.3) |
| Minutes | 3 | S. Alston, Jr. (35.7) |
| | 8 | D. Dingle (34.5) |
| | 14 | O. Enechionya (33.2) |
| | 29 | A. Moore II (29.7) |

Team

| Category | Rank | Average |
|-----------------------|------|---------|
| Scoring Offense | 5 | 71.8 |
| Scoring Defense | 9 | 71.7 |
| Scoring Margin | 8 | +0.1 |
| Free Throw% | 2 | .726 |
| Field Goal% | 9 | .427 |
| Field Goal% Def. | 10 | .434 |
| 3-PT Field Goal% | 4 | .358 |
| 3-PT Field Goal% Def. | 9 | .348 |
| Rebounding | 10 | 34.2 |
| Reb. Margin | 10 | -2.7 |
| Blocked Shots | 5 | 4.1 |
| Assists | 4 | 14.5 |
| Steals | 3 | 6.3 |
| TO Margin | 6 | +0.9 |
| A/T Ratio | 5 | 1.2 |
| Off. Rebounds | 10 | 10.0 |
| Def. Rebounds | 10 | 24.3 |
| 3-PT FGs Made | 1 | 8.9 |

Fran Dunphy Participating in the 2017 Infiniti Coaches Charity Challenge

Temple's head men's basketball coach Fran Dunphy is not only a champion on the court but also in the community. The 2002 Coaches vs. Cancer National Coach of the Year gives his time and effort to many charities so it comes as no surprise that he was one of 48 coaches selected to compete in the 2017 Infiniti Coaches Charity Challenge.

Infiniti announced on Jan. 2 that it will once again sponsor the "Infiniti Coaches' Charity Challenge" as part of its partnership with the National Association of Basketball Coaches (NABC), the NCAA and ESPN. Now in its sixth year, the program consists of 48 NCAA® Division I men's basketball coaches competing for fan votes in a four-round contest that helps raise money for charities of the coaches' choice.

Infiniti, an official corporate partner of the NCAA, has pledged to make donations throughout the competition totaling over \$345,000. The farther the coaches advance in the competition, the more money is raised for their respective charities. The winning coach will receive \$100,000 to benefit his charity of choice. Beginning January 2, fans will decide who the winner is over a 10 week period, casting votes on a custom online microsite at www.espn.com/infiniti. Voters can cast one vote per day for a coach's charity.

The first round of voting takes place January 2 and runs through January 22, with half of the coaches advancing to a second round, held between January 23 and February 12. From February 13 to February 26, the 16 advancing coaches from round two will compete in a third round where only four coaches advance to the final, fourth round. From February 27 to March 12, fans can vote for one coach per day with the top vote-getting coach and charity announced on March 12, 2017.

Lynn Greer Having a Hall of Fame Year

Temple men's basketball great Lynn Greer (1997-2002) was inducted into the Temple Athletics Hall of Fame in September, 2016, and will be inducted into the Philadelphia Big 5 Hall of Fame in April, 2017. Greer ended his career as the program's second all-time leading scorer with 2,099 points. The 6-1 guard turned in one of the best offensive season ever in Temple men's basketball history as a senior in 2001-02. That year he averaged 23.2 points, scoring 719 points (3rd on the TU single-season list), while earning first team all-conference, all-district and Philadelphia Big 5 Most Valuable Player honors. The Philadelphia native (Engineering and Science HS) also set still-standing school records for single-season three-point accuracy (.472) and career free throw percentage (.852). Temple's all-time leader in games played (137), Greer was a member of four NCAA teams, including two Elite Eight trips (1999, 2001), and one NIT Final Four (2002) in his career. Upon graduation, he played one season in the NBA and went on to a 12-year professional career overseas.

Temple Football Champions

With a 34-10 win against Navy in the American Athletic Conference Football Championship on Dec. 3, Temple football earned its first-ever conference championship and became Temple's first team tournament champion in The American since the league formed in 2013-14. The Owls, currently ranked 24th in the AP Poll, finished at 10-4 overall with a 34-26 loss to Wake Forest in the Military Bowl on Dec. 27.

Temple Picked to Finish Sixth in the American Athletic Conference

For the third straight season, Temple was picked to finish sixth in the annual American Athletic Conference men's basketball poll. Temple fans are hoping that the Owls again prove this ranking wrong. In 2015-16, the team won the American Athletic Conference with a 14-4 league record while the previous season, also picked sixth, Temple tied for third with a 13-5 conference mark. In a very tight poll, Cincinnati was the preseason favorite to win The American, earning six of the 11 first-place votes and 95 points. UConn was picked to finish second with five first-place votes. With 95 points, the Huskies were just one point behind the Bearcats. SMU was next with 76 points, followed by Houston (75), Memphis (63), Temple (56), East Carolina (39), UCF (37), Tulsa (34), USF (25) and Tulane (11).

Career Night in Season-Opening Overtime Win

Temple's 97-92 season-opening, overtime win against La Salle was thanks to double-digit scoring performances by six players and a number of career-bests. Leading the way was senior Daniel Dingle with a then-career-high 21 points along with a career-high three steals and a career-tying five assists. Junior Obi Enechionya added a career-high 14 rebounds to 20 points, while sophomore Ernest Aflakpui scored a career-high 12 points and tied his career high with 10 boards. Sophomore Shizz Alston, Jr. put up then-career-highs of 14 points, six rebounds, six assists and three steals.

Two true freshmen combined for 20 points, with Quinton Rose coming off the bench for 12 points and Alani Moore II scoring eight. Temple's 97 points were its most in close to three years, since a 101-65 win at LIU Brooklyn on Dec. 21, 2013.

Going OT

Temple is 59-49 all-time in overtime games and 17-6 in head coach Fran Dunphy's 11 seasons at the helm. The Owls' OT win over La Salle on Nov. 11 was their first overtime game in a season opener (fourth overall) since a 73-67 victory over Penn at the Palestra on Nov. 14, 2011. It was also the ninth time the two Big 5 rivals have played an overtime game. La Salle now ties Saint Joseph's as Temple's most frequent overtime opponent. Temple is 6-3 all-time against La Salle in overtime games.

Mastering the Classroom

Redshirt senior Daniel Dingle not only excels on the court, but in the classroom. The Bronx native earned his bachelor's degree in Adult and Organizational Development in December, 2015, and is now working on his master's degree in Educational Leadership this year. Many other Temple players have taken graduate level courses during Temple coach Fran Dunphy's tenure. Jimmy McDonnell, the 2014 American Athletic Conference Scholar Athlete of the Year, earned his master's degree in Engineering Management while still a member of the Temple men's basketball team in 2015. Dion Dacons returned to Temple and earned his master's degree in 2008 while serving as a graduate manager, and current graduate manager Luis Guzman is on track to complete his work on his master's degree in 2017. T.J. DiLeo finished his master's degree in the fall of 2013.

John Baum Inducted into Mid-Atlantic Conference Hall of Fame

John Baum, one of Temple's all-time great men's basketball players and currently its radio color analyst, was inducted into the Middle Atlantic Conference (MAC) Hall of Fame in May. Baum was part of the 20-member class, featuring male and female student-athletes from all sports teams sponsored by the league. A three-time all-Philadelphia Big 5 selection, Baum is one of five Temple players to score over 1,000 points and grab 1,000 rebounds. He tallied 1,544 points, currently 14th on the school's all-time list, with his 17.9 scoring average ranking sixth. His 1,042 rebounds stood as the school record for 42 years until Lavoy Allen, currently with the NBA's Indiana Pacers, eclipsed the mark in 2011. Playing only three seasons, Baum compiled a 12.1 rebound average, good for third best in school annals.

TEMPLE MEN'S BASKETBALL

For Three

Temple has made at least one three-pointer in 697 consecutive games. The last time the Owls did not make a three-pointer in a game was February 1, 1996. Temple missed all 16 three-point attempts that day in dropping a 59-35 decision to #1 UMass at McGonigle Hall. In 2015-16, Temple led the American Athletic Conference with 7.7 three-pointers made per game.

On the Radio

For the 16th straight year, Temple men's basketball is being broadcast live on 1210 AM WPHT. All the Owls' games will be carried on the radio with Harry Donahue handling play-by-play and John Baum providing color commentary.

Dunphy Names Captains for the 2016-17 Season

Head coach Fran Dunphy named seniors Josh Brown, Daniel Dingle and Mark Williams the captains for the 2016-17 season. "These young men have been with the program their entire careers and each provides a different leadership style that will bode well for our success," said Dunphy, the American Athletic Conference Coach of the Year the last two seasons. "They are all quality individuals who lead by example, on and off the court."

Brown was the starting point guard on last year's American Athletic Conference regular season championship team. His 161 assists last season rank 10th on Temple's all-time single season list while his 3.5 assist-to-turnover ratio topped the conference and ranked 10th nationally. Dingle, a redshirt senior guard/forward, started 13 games down the stretch for the Owls last season. He averaged 4.4 points and 2.8 rebounds while playing 20.8 minutes per game. Williams, one of the team's top front court reserves the last three seasons, has provided a consistent presence off the bench with a 3.8 scoring average over 92 career games.

Men's Basketball Earns 2015-16 American Conference Team Academic Excellence Award

In July, Commissioner Mike Aresco announced the 21 teams recognized with 2015-16 Team Academic Excellence Awards for having the highest collective grade-point averages in each conference sport. Temple men's basketball finished the year with the highest GPA among the conference's 11 teams, and the Owls' volleyball team was also honored.

The selections are made by the conference's Academic Affairs Committee. The winners were chosen based on the 2015-16 grade-point average of each student-athlete who appeared on an institution's roster as of the last contest of the championship segment in each conference-sponsored sport.

The list of award winners includes six teams that won regular-season or conference championship titles in 2015-16, including both of last year's regular-season champions in basketball. UConn's women's basketball team, which won its fourth straight NCAA championship in an undefeated season, earned the honor, as did Temple's men's basketball team.

The Battle of Broadcasters

During last season's Temple road game at USF, there was a historic event going on simultaneously on the University's main campus. The "Battle of Broadcasters," a contest to pick two Chinese students to be Mandarin-language broadcasters for Owls' men's basketball games, came to a conclusion. The contest involved the five finalists each getting a shot at providing play-by-play and analysis of the Temple-USF game in Mandarin. The winners, listed below, did their first audio broadcast in Mandarin for the Tulsa game on Feb. 4, 2016 and continue to do broadcasts and highlight videos for Temple games.

Meet the "Battle of the Broadcasters" winners:

James Yuan, Fox School of Business '19

Went to high school in California and Connecticut. Played varsity basketball in high school—was only Chinese player in league. Lived with high-school coach who taught him ins-and-outs of NCAA sports. Emceed Chinese Student Scholars Association events. Wanted to win the contest to help other Chinese students understand sport's rules.

Javi Yuan, School of Media and Communication '19

Wants to be a sportscaster—calls it his dream. Provides commentary on Chinese game-streaming website; has 2,000 followers. Played high-school basketball.

Comeback Kids

Three times last season and once already this season, Temple was down by 10 or more points in the second half and came back to win the game. All three games last season occurred in the month of February, starting with the Owls' first meeting against Tulsa at home on Feb. 4. They trailed by 12 with 10 minutes remaining before coming back to win 83-79 in overtime. One week later, Temple again trailed by 12 at home against UConn before coming back to win 63-58 on Feb. 11. The third time the Owls achieved a big comeback was at Houston on Feb. 21. They were down by 10 at 11:05 of the second half and used a late push to win 69-66.

On Thanksgiving Day this season against No. 25 Florida State in the NIT Season Tip-Off, Temple trailed by 18 points in the second half before coming back to win 89-86.

2017 Gildan Charleston Classic Field Announced

The Gildan Charleston Classic has set the eight-team field, which includes Temple, for the 2017 tournament to be held Thursday, Friday and Sunday, Nov. 16, 17 and 19, at TD Arena in Charleston, S.C. The rest of the field includes Auburn, Clemson, Dayton, Hofstra, Indiana State, Old Dominion and Ohio. The Charleston Classic appearance will be the third for the Owls, who went 2-1 in both 2008-09 and again in 2012-13. Fellow 2017 participant Clemson beat Temple 76-72 in the championship game of the tournament in 2008, and Clemson also played in the championship game in 2013. Both Temple and Dayton were 2016 NCAA Tournament teams, with Dayton playing as a No. 7 seed and Temple as a No. 10 seed. Hofstra was a No. 5 seed in the 2016 NIT.

Patch of Honor

Four Temple men's basketball players, Ernest Aflakpui, Daniel Dingle, Obi Enechionya and Ayan Nunez deCarvalho, will wear patches on their uniforms to signify academic success. Part of the newly-created Owl Scholar Program, the patches are adorned to the uniforms of all returning student-athletes who have completed a Temple degree program or who have achieved a cumulative GPA of 3.0 or above before their season begins, and for those who earned a GPA of 3.0 or above from the previous semester. At the start of the 2016 fall semester, 250 Temple student-athletes (73% of those eligible for the program) had earned patches.

Trey Lowe to Redshirt the 2016-17 Season

Sophomore guard Trey Lowe will redshirt the 2016-17 season. He is in the process of rehabbing from injuries sustained in a car accident on Feb. 28, 2016. "After consultation with our medical team, Trey and his family, the decision has been made for Trey to redshirt the 2016-17 season," said head coach Fran Dunphy. "We all feel that this is in the best interest for Trey, as a person, a basketball player and a student. We feel at this time that concentrating on his rehabilitation this year will give him the best chance to come back strong and healthy for 2017-18. Trey will still be a big part of the team during this redshirt year, while continuing to work with our medical and strength team in preparation for his full return to action."

The 2015 first team all-State selection out of Ewing High played in the Owls' first 28 games, making five starts during the 2015-16 season. He was the Owls' sixth leading scorer at 4.8 points per game, and tallied a team and career high 21 points against #1 Villanova on Feb. 17.

20/20 Vision

Temple recorded its 36th 20-win season in 2015-16. It marked the eighth time (in 10 seasons) that head coach Fran Dunphy led the Owls to a 20-win campaign. From 2007-13 Temple recorded six straight 20-win seasons, tying the program record for consecutive 20-win seasons, set under Hall of Fame head coach John Chaney (1995-01). Chaney posted 15 20-win seasons (24 seasons) while fellow Hall of Fame coach Harry Litwack compiled eight (21 seasons).

Trey Lowe at the Learfield Intercollegiate Athletics Forum

Sophomore guard Trey Lowe took part in "The Student Athlete Perspective" panel at the Learfield Intercollegiate Athletics Forum on Wed., Dec. 7. The event took place at the Marriott Marquis in New York City and was part of a two-day forum on intercollegiate athletics. Lowe, who is redshirting this season while recovering from injuries suffered in a car accident last February, was one of five panelists. The purpose of the panel was to showcase student-athletes who represent the high levels of achievement, serving as an inspiration to future generations. Jack Ford, a former Yale football player and current legal analyst and correspondent for CBS News, served as the moderator.

Men's Basketball Announces High Profile Four-Star Recruiting Class

Four ESPN.com four-star men's basketball recruits signed National Letters of Intent to attend Temple. Justyn Hamilton, a 6-10, 190-pound power forward out of Independence High (Charlotte, N.C.), Nate Pierre-Louis, a 6-4, 185-pound shooting guard out of Roselle Catholic High (Jersey City, N.J.), J.P. Moorman, a 6-7, 205-pound small forward out of Greensboro Day School (N.C.) and De'Vondre Perry, a 6-6, 220-pound small forward out of Polytechnic Institute (Baltimore, Md.) make up arguably the highest profile class in Dunphy's 11-year tenure at the school.

"These are tremendous young men who we are happy to welcome to the Temple basketball family," said two-time American Athletic Conference Coach of the Year Fran Dunphy. "They fit into our program, not only for their basketball acumen, but because they possess outstanding character and come from great families."

A Southwestern 4A all-conference pick last season, Hamilton averaged 9.6 points, 8.3 rebounds, 4.5 blocks and 1.3 steals as a junior for Independence High. He led the Southwestern 4A in double-doubles with eight and his 130 blocked shots ranked third in the state. Hamilton was twice invited to USA Basketball camps in Colorado with some of the nation's best players in his age group.

After spending time at St. Peter's Prep and St. Benedict's, Pierre-Louis transferred to Roselle Catholic for his junior season (2015-16) where he averaged 13.5 points per game. This summer, playing for Sports U on the Under Armour Association circuit, he averaged 19.2 points, 4.6 rebounds and 2.4 assists per game, leading his team in all three statistical categories.

As a junior at Greensboro Day, Moorman was a first-team HSXtra All-Area selection for private schools. He averaged 13.6 points and 7.7 rebounds per game for Greensboro, which reached the NCISAA Class 3-A semifinals. He was named Most Valuable Player of the HAECO Invitational, where he led his team to the title. He was a key player on Greensboro Day's state championship team in 2015.

Last season, Perry, who transferred to Poly following his freshman season in Edenton (N.C.), averaged 20.4 points, 12 rebounds and 5.1 assists per game. The first-team All-Metro honors after leading the Engineers to their first Baltimore City Division I boys basketball championship in 2016. He also compiled 13 double-doubles as a junior to help the Engineers to a 20-win season.

Entire Temple Slate to be Broadcast on Television

For the first time in history, Temple will have its entire schedule broadcast on television in 2016-17. The Owls will have 19 games televised exclusively by ESPN Networks with an additional seven on CBS Sports Network, four on CSN/TCN and one on FS1.

TEMPLE MEN'S BASKETBALL

Ring of Honor

Temple formed a Basketball Ring of Honor to honor the greatest players and staff in the long and storied history of the men's and women's basketball programs. During four home games this season, the men's basketball program honored the following former players and staff with special presentations during halftimes.

November 20: Meyer "Mike" Bloom ('38), Juan "Pepe" Sanchez ('00), Don Shields ('38) and Terence Stansbury ('84).

December 17: Bruce Drysdale ('62), Bill "Pickles" Kennedy ('60) and Jay Norman ('58).

January 7: John Baum ('69) and Jim Williams ('66).

January 14: Former assistant coach Jim Maloney, former Director of Basketball Operations John DiSangro and former basketball secretary Essie Davis.

Triple Threat

Over the first three games, junior Obi Enechionya scored 20 or more points in each contest, including a career-tying 26 points at UMass on Nov. 17. The last time a Temple player scored 20 or more points in the opening three games of the season was way back in 1987-88 when then-freshman Mark Macon scored 22 points in his debut against UCLA (an 81-76 win for Temple), and followed it up with a 22-point effort against UMass and a 22-point performance against Saint Joseph's. Macon would go on to average 20.6 ppg for the season, earn All-America honors and lead the Owls to a 32-2 record and an appearance in the NCAA Elite Eight.

Making Turnovers for Sunday Brunch

In Temple's win against Manhattan on Sunday, Nov. 20, the Owls forced 22 turnovers off which they scored 26 points. Temple also posted a season-high 10 steals. The last time Temple forced at least 22 turnovers in a game was on March 11, 2011 in a win against La Salle at the Atlantic 10 Tournament.

All-Time Winningest Coach in Big 5 History

With Temple's win at UCF on Feb. 6, 2016, head coach Fran Dunphy surpassed former Owl coach John Chaney to become the all-time winningest coach in Philadelphia Big 5 history. Dunphy, who became the fifth coach to win 200 games at two schools while taking each to six NCAA Tournaments, is the one of nine coaches to have won 200 or more games at a Big 5 school since the city league was formed in 1955. Below is the list of 200-win coaches in city-series history.

| | | | |
|--------------------------------|------------------------|------------------------------|-------------------|
| Fran Dunphy (Penn/Temple) | 537-294 (1989-present) | Harry Litwack (Temple) | 331-161 (1955-73) |
| John Chaney (Temple) | 516-253 (1982-06) | Jack Kraft (Villanova) | 242-96 (1961-73) |
| Phil Martelli (Saint Joseph's) | 412-284 (1995-present) | Speedy Morris (La Salle) | 238-203 (1987-01) |
| Jay Wright (Villanova) | 375-160 (2001-present) | Jack Ramsay (Saint Joseph's) | 234-72 (1955-66) |
| Rollie Massimino (Villanova) | 357-242 (1973-92) | | |

Big 5 History

The Owls earned a share of their 27th Big 5 title in 2012-13, with that total (21 shared, six outright) leading the Big 5. Temple's 136-95 record in city series games ranks second, and the Owls have won four Big 5 titles in head coach Fran Dunphy's 11 seasons. After back-to-back seasons of finishing 2-2 in Big 5 play in 2014-15 and 2015-16, the Owls were runners-up this year with a record of 3-1. They won their season opener 97-92 vs. La Salle, got a 78-72 win at Saint Joseph's on Nov. 30 and a 70-62 victory over Penn at home on Dec. 3. No. 1/1 Villanova claimed its fourth straight city series title with a 78-57 win against Temple on Dec. 13.



THE LAST TIME TEMPLE...

| | |
|---|---|
| Won By 30 Points | Temple 101, LIU Brooklyn 65 (12/21/13) |
| Won By 40 Points | Temple 88, Massachusetts 46 (2/26/03) |
| Scored 100 Points..... | 101 vs. LIU Brooklyn (12/21/13) |
| Scored Under 50 Points | 40 vs. American (11/14/14) |
| Scored Under 40 Points | 39 at Tulsa (2/22/15) |
| Scored 50 Points in a Half | 58 points, Second Half, vs. Florida State (11/24/16) |
| Scored 60 Points in a Half | 63 points, Second Half, vs. LIU Brooklyn (12/21/13) |
| Scored Under 20 Points in a Half | 11 Points, First Half at UCF (12/31/16) |
| Had a +20 Rebound Margin | +23 vs. East Carolina (2/14/15) |
| Had 50 Rebounds..... | 50 vs. LIU Brooklyn (11/30/14) |
| Had Less Than 25 Rebounds..... | 22 at Cincinnati (1/17/15) |
| Had 20 Offensive Rebounds | 21 vs. Delaware State (12/19/15) |
| Had Less Than 5 Offensive Rebounds..... | 3 vs. NJIT (12/17/16) |
| Had 40 Defensive Rebounds | 41 vs. St. Bonaventure (1/11/97) |
| Made 40 Field Goals | 41 vs. St. Bonaventure (2/7/07) |
| Made Less Than 15 Field Goals | 14 at Tulsa (2/22/15) |
| Attempted 80 Field Goals..... | 83 vs. Rhode Island (2/4/89) |
| Attempted Less Than 40 Field Goals..... | 32 vs. Princeton (12/20/04) |
| Shot .600 From the Field | .613 (38-62) vs. LIU Brooklyn (12/21/13) |
| Made 30 Free Throws | 30 vs. Delaware State (12/19/15) |
| Made Less Than 5 Free Throws | 3 at UConn (1/11/17) |
| Attempted 40 Free Throws | 49 vs. Louisiana Tech (11/17/14) |
| Attempted Less Than 10 Free Throws | 8 at UConn (1/11/17) |
| Shot .900 From the Line (min. 10 attempts)..... | .933 (28-30) vs. Yale (12/22/16) |
| Made 10 Three-Pointers | 12 vs. USF (2/5/17) |
| Made No Three-Pointers | 0 vs. Massachusetts (2/1/96) |
| Attempted 25 Three-Pointers..... | 32 at Houston (1/28/17) |
| Attempted Less Than 10 Three-Pointers | 7 at Saint Louis (1/11/12) |
| Had 25 Assists..... | 26 vs. Toledo (11/14/10) |
| Had Less Than 5 Assists..... | 4 vs. St. John's (11/28/10) |
| Had 25 Turnovers..... | 28 vs. Duquesne (1/27/07) |
| Had Less Than 5 Turnovers | 4 vs. UConn (3/7/15) |
| Had 10 Blocks..... | 10 vs. West Virginia (11/25/16) |
| Had No Blocks..... | 0 vs. Villanova (2/17/16) |
| Had 15 Steals..... | 15 vs. Clemson (11/16/08) |
| Had No Steals..... | 0 vs. Richmond (3/13/03) |
| Last Overtime Game..... | 97-92 vs. La Salle (11/11/16) |
| Last Overtime Victory at Home | 97-92 vs. La Salle (11/11/16) |
| Last Overtime Victory on the Road..... | 57-53 at UConn (12/31/14) |
| Temple Defeated a Ranked Opponent | 81-77 vs. #19/17 West Virginia (11/25/16) |
| Temple Defeated a #1 Ranked Opponent..... | 77-69 vs. #1 Cincinnati (2/20/00) |

100-POINT GAMES

| TEMPLE | | | | 1/31/67 | Gettysburg | W | 109-73 | 2/5/66 | Saint Joseph's [P] | L | 74-105 |
|----------|-----------------|-----|--------|----------|---------------------|---|--------|--------|--------------------|---|--------|
| DATE | OPPONENT | W/L | SCORE | 2/6/61 | Muhlenberg | W | 102-61 | 1/2/60 | at G. Washington | L | 65-101 |
| 12/21/13 | at LIU Brooklyn | W | 101-65 | 1/3/61 | Scranton | W | 101-69 | 1/1/55 | Kentucky | L | 69-101 |
| 2/7/07 | St. Bonaventure | W | 109-70 | 2/4/56 | at St. Francis (PA) | W | 103-68 | 3/1/50 | at Syracuse | L | 76-105 |
| 2/4/88 | Duquesne | W | 110-70 | 1/26/56 | Delaware | W | 108-81 | | | | |
| 12/8/86 | Penn | W | 103-67 | 2/4/54 | at Drexel | W | 100-62 | | | | |
| 1/6/83 | Rhode Island | W | 103-94 | 12/17/51 | Glassboro St. | W | 114-47 | | | | |
| 12/11/80 | Point Park | W | 105-75 | 12/14/50 | at Glassboro St. | W | 111-36 | | | | |
| 2/16/79 | American | W | 103-67 | | | | | | | | |
| 2/23/72 | Rhode Island | W | 108-64 | | | | | | | | |
| 2/27/70 | Rider | W | 107-74 | | | | | | | | |
| 2/11/70 | at Pittsburgh | W | 101-72 | | | | | | | | |
| 1/7/69 | at Penn | W | 107-83 | | | | | | | | |

THE LAST TIME AN OWL...

| | |
|---|---|
| Scored 30 Points | Quenton DeCosey (30) at USF (1/31/16) |
| Scored 40 Points | David Hawkins (41) vs. Massachusetts (3/3/04) |
| Two Players Scored 20 Points | Q. Rose (26) and S. Alston (22) vs. Florida State (11/24/16) |
| Three Players Scored 20 Points | Dalton Pepper (26), Will Cummings (23) and Anthony Lee (20) vs. UCF (3/4/14) |
| Two Players Scored 30 Points | David Hawkins (41) and Mardy Collins (30) vs. Massachusetts (3/3/04) |
| Five Players Scored 10 Points..... | Dingle (19), Rose (14), Aflakpui (13), Williams (13), Enechionyia (12) vs. East Carolina (1/7/17) |
| Had 15 Rebounds | Jaylen Bond (15) vs. Iowa (3/18/16) |
| Had 20 Rebounds..... | Lavoy Allen (21) at La Salle (2/28/10) |
| Had 10 Offensive Rebounds | Lavoy Allen (10) at Richmond (2/6/10) |
| Had 10 Defensive Rebounds | Obi Enechionyia (11) vs. West Virginia (11/25/16) |
| Two Players Had 10 Rebounds | Ernest Aflakpui (11) and Obi Enechionyia (10) vs. Cincinnati (12/28/16) |
| Had a Double-Double in Points and Assists | Will Cummings (11 points, 10 assists) at Delaware (12/18/14) |
| Had Back-to-Back Double-Doubles..... | Jaylen Bond (10 pts, 16 rebs) at Tulane (3/6/16); (15 pts, 10 rebs) vs. Memphis (3/3/16) |
| Had Three Consecutive Double-Doubles | Jaylen Bond 16 pts, 14 reb vs. Tulsa (1/10/15); 10 pts, 11 reb at Tulane (1/7/15); 21 pts, 14 reb vs. UCF (1/4/15) |
| Had Four Consecutive Double-Doubles | Lavoy Allen: 14 pts, 18 reb at Massachusetts (3/2/11); 24 pts, 11 reb vs. La Salle (3/3/11); 15 pts, 12 reb vs. La Salle (3/3/11); 12 pts, 10 reb vs. Richmond (3/12/11) |
| Had a Triple-Double..... | Pepe Sanchez (10 points, 10 rebounds, 10 assists) vs. La Salle (1/17/1998) |
| Two Players Had Double-Doubles..... | Enechionyia (20 pts, 14 rebs) and Aflakpui (12 pts, 10 rebs) vs. La Salle (11/11/16) |
| Had Three Consecutive 30-Point Games | Dionte Christmas: 31 vs. Rhode Island (1/20/07), 34 at Penn (1/24/07), 30 at Duquesne (1/27/07) |
| Made 10 Field Goals | Shizz Alston, Jr. (10-20, .500) vs. Tulsa (1/14/17) |
| Attempted 25 Field Goals..... | Will Cummings (25) vs. UCF (3/12/14) |
| Shot .750 From the Field (min. 10 att.) | Dalton Pepper (10-12, .833) vs. LIU Brooklyn (12/21/13) |
| Made 15 Free Throws | Khalif Wyatt (15) vs. Duquesne (2/14/13) |
| Shot 1.000 From the Line (min. 10 att.) | Will Cummings (10-10) at UCF (1/4/14) |
| Made 7 Three-Pointers | Devin Coleman (7) vs. SMU (1/24/16) |
| Attempted 15 Three-Pointers..... | Dionte Christmas (16) vs. Duquesne (3/14/09) |
| Shot .750 From 3-Point Range (min. 5 att.) | Daniel Dingle (6-7, .857) vs. USF (2/5/17) |
| Had 10 Assists | Will Cummings (10) at Delaware (12/18/14) |
| Had 15 Assists..... | Pepe Sanchez (15) vs. Lafayette (3/17/00) |
| Had 10 Blocks | Duane Causwell (10) vs. Penn State (12/26/89) |
| Had Five Steals..... | Shizz Alston, Jr. (5) at Cincinnati (1/18/17) |
| Had 10 Steals..... | Mark Macon (11) vs. Notre Dame (1/29/89) |
| Led the Team in Points, Rebounds, and Assists | Khalif Wyatt (19 pts, 11 rebs, 4 asts) at Fordham (3/6/13) |
| Hit a Last Second Shot to Win a Game..... | Quenton DeCosey vs. UCF (2/27/16) |

ACHIEVEMENTS AND HONORS

| DOUBLE-FIGURE SCORING | | | | DOUBLE-DOUBLES | | | HONORS/WEEKLY AWARDS | |
|-----------------------|---------|--------|-------------|----------------|---------|--------|----------------------|---|
| Player | 2016-17 | Career | Consecutive | Player | 2016-17 | Career | Player | Award |
| Enechionyia | 18 | 40 | 3 | Aflakpui | 3 | 3 | Shizz Alston, Jr. | American Weekly Honor Roll (Jan. 23) |
| Alston, Jr. | 18 | 20 | 2 | Enechionyia | 2 | 3 | Alani Moore II | American Rookie of the Week (Dec. 26) |
| Dingle | 17 | 26 | 1 | Brown | | 1 | Josh Brown | Hoopball Miami Invitational MVP (Dec. 10) |
| Aflakpui | 4 | 4 | 1 | Alston, Jr. | | 1 | Quinton Rose | American Rookie of the Week (Jan. 9) |
| Moore II | 6 | 6 | 1 | | | | | American Rookie of the Week (Nov. 28) |
| Rose | 12 | 12 | | | | | | American Rookie of the Week (Nov. 14) |
| Williams | 5 | 11 | | | | | Obi Enechionyia | NCAA.com Player of the Week (Nov. 28) |
| Brown | 2 | 25 | | | | | | Philadelphia Big 5 Player of the Week (Nov. 28) |
| | | | | | | | | American Player of the Week (Nov. 28) |
| | | | | | | | | NIT Season Tip-Off MVP (Nov. 25) |
| | | | | | | | | American Weekly Honor Roll (Nov. 21) |
| | | | | | | | | American Weekly Honor Roll (Nov. 14) |

2016-17 TEMPLE MEN'S BASKETBALL STARTING LINEUPS

| Date | Opponent | Starter | Starter | Starter | Starter | Starter |
|---------|-------------------|-------------|-------------|---------|------------|----------|
| Nov. 11 | La Salle | A. Moore II | Alston, Jr. | Dingle | Enechionya | Aflakpui |
| Nov. 14 | New Hampshire | A. Moore II | Alston, Jr. | Dingle | Enechionya | Aflakpui |
| Nov. 17 | UMass | A. Moore II | Alston, Jr. | Dingle | Enechionya | Aflakpui |
| Nov. 20 | Manhattan | A. Moore II | Alston, Jr. | Dingle | Enechionya | Williams |
| Nov. 24 | Florida State | A. Moore II | Alston, Jr. | Dingle | Enechionya | Williams |
| Nov. 25 | West Virginia | A. Moore II | Alston, Jr. | Dingle | Enechionya | Williams |
| Nov. 30 | Saint Joseph's | A. Moore II | Alston, Jr. | Dingle | Enechionya | Aflakpui |
| Dec. 3 | Penn | A. Moore II | Alston, Jr. | Dingle | Enechionya | Aflakpui |
| Dec. 7 | George Washington | A. Moore II | Alston, Jr. | Dingle | Enechionya | Aflakpui |
| Dec. 10 | DePaul | Brown | Alston, Jr. | Dingle | Enechionya | D. Moore |
| Dec. 13 | Villanova | Brown | Alston, Jr. | Dingle | Enechionya | Aflakpui |
| Dec. 17 | NJIT | A. Moore II | Alston, Jr. | Dingle | Enechionya | Aflakpui |
| Dec. 22 | Yale | A. Moore II | Alston, Jr. | Dingle | Enechionya | Aflakpui |
| Dec. 28 | Cincinnati | A. Moore II | Alston, Jr. | Dingle | Enechionya | Aflakpui |
| Dec. 31 | UCF | A. Moore II | Alston, Jr. | Dingle | Enechionya | Aflakpui |
| Jan. 4 | SMU | A. Moore II | Alston, Jr. | Dingle | Enechionya | Aflakpui |
| Jan. 7 | East Carolina | A. Moore II | Alston, Jr. | Dingle | Enechionya | Aflakpui |
| Jan. 11 | UConn | A. Moore II | Alston, Jr. | Dingle | Enechionya | Aflakpui |
| Jan. 14 | Tulsa | A. Moore II | Alston, Jr. | Dingle | Enechionya | Aflakpui |
| Jan. 18 | Cincinnati | A. Moore II | Alston, Jr. | Dingle | Enechionya | Aflakpui |
| Jan. 25 | Memphis | A. Moore II | Alston, Jr. | Dingle | Enechionya | Aflakpui |
| Jan. 28 | Houston | A. Moore II | Alston, Jr. | Dingle | Enechionya | Aflakpui |
| Jan. 31 | Tulane | A. Moore II | Alston, Jr. | Dingle | Enechionya | Aflakpui |
| Feb. 5 | USF | A. Moore II | Alston, Jr. | Dingle | Enechionya | Aflakpui |
| Feb. 9 | SMU | | | | | |
| Feb. 12 | Memphis | | | | | |
| Feb. 15 | East Carolina | | | | | |
| Feb. 19 | UConn | | | | | |
| Feb. 22 | UCF | | | | | |
| Feb. 25 | Tulane | | | | | |
| March 5 | USF | | | | | |



#24 ERNEST AFLAKPUI

Sophomore | Center | 6-10 | 240 | Accra, Ghana | Archbishop Carroll (Pa.)

2016-17 NOTES:

- » Hit 4-of-6 FG's and 6-of-8 FT's en route to a career-high 14 points in a win vs. USF (2/5).
- » Scored 13 points and added 10 boards in a career-high 30 minutes for his third career double-double in a win vs. East Carolina (1/7).
- » Tied career-high with a game-high 11 rebounds vs. #23/23 Cincinnati (12/28), playing a career-high 28 minutes.
- » Pulled down a team-high nine rebounds and scored six points in a win vs. NJIT (12/17).
- » Recorded second career double-double with 11 points and a career-high 11 rebounds in a win vs. Penn (12/3), hitting 5-of-8 from the field.
- » Played only five minutes vs. Manhattan (11/20) due to an ankle injury suffered at UMass.

- » Posted eight points and a team-high eight rebounds in 15 minutes of action at UMass (11/17).
- » Notched first career double-double, scoring 12 points (6-of-8 FG's) while grabbing 10 rebounds in a win vs. La Salle (11/11).

2015-16 NOTES:

- » Played in 18 games, making six starts, all in a row from Jan. 13-31, averaging 4.2 points per game and 3.7 rebounds per game in those contests.
- » Scored a season-high eight points on 4-of-4 field goal shooting at East Carolina (1/27), while also pulling down a season-high 10 rebounds in a season-high 25 minutes of action.
- » Made his third start in a row vs. La Salle (1/20), scoring six points and adding three rebounds.
- » Played 20 minutes in a start vs. Cincinnati (1/16), scoring six points.
- » Made first career start at Memphis (1/13), grabbing three rebounds and scoring a bucket in eight minutes of action.

PRIOR TO TEMPLE:

- » Scored 16 points in each of his first three games of his senior season at Archbishop Carroll before suffering season-ending knee injury in practice.
- » As a junior, helped lead his team to a 23-5 record and a berth in the quarterfinals of state tournament.
- » Second Team All-State selection as junior where he averaged 10.3 points and 8.1 rebounds. Also earned First Team all-Catholic League and third team all-Delco as junior.

SEASON HIGHS

Points: 14 vs. USF (2/5)
Rebounds: 11 (2x, last vs. Cincinnati, 12/28)
Assists: 1 (9x, last vs. Memphis, 1/25)
Steals: 2 (2x, last at Saint Joseph's, 11/30)
Blocks: 2 vs. New Hampshire (11/14)
Minutes: 30 vs. East Carolina (1/7)

CAREER HIGHS

Points: 14 vs. USF (2/5/17)
Rebounds: 11 (2x, last vs. Cincinnati, 12/28/16)
Assists: 1 (11x, last vs. Memphis, 1/25/17)
Steals: 2 (2x, last at Saint Joseph's, 11/30/16)
Blocks: 2 (2x, last vs. New Hampshire, 11/14/16)
Minutes: 30 vs. East Carolina (1/7/17)

AFLAKPUI GAME-BY-GAME

| 2016-17 | MIN | FG-A | 3PT-A | FT-A | OR | DR | TR | F | A | TO | BL | S | PTS |
|----------------|-----|------|-------|------|----|----|----|---|---|----|----|---|-----|
| La Salle | 24 | 6-8 | 0-0 | 0-2 | 3 | 7 | 10 | 4 | 1 | 1 | 0 | 2 | 12 |
| New Hampshire | 21 | 1-4 | 0-0 | 2-2 | 2 | 6 | 8 | 1 | 1 | 0 | 2 | 0 | 4 |
| UMass | 15 | 4-8 | 0-0 | 0-2 | 4 | 4 | 8 | 4 | 0 | 2 | 1 | 0 | 8 |
| Manhattan | 5 | 0-0 | 0-0 | 0-0 | 0 | 1 | 1 | 1 | 0 | 1 | 0 | 1 | 0 |
| Florida State | 18 | 2-4 | 0-0 | 3-5 | 4 | 1 | 5 | 4 | 0 | 2 | 1 | 0 | 7 |
| West Virginia | 13 | 0-0 | 0-0 | 0-0 | 2 | 2 | 4 | 0 | 0 | 0 | 0 | 0 | 0 |
| Saint Joseph's | 16 | 2-4 | 0-0 | 0-0 | 2 | 3 | 5 | 1 | 1 | 0 | 0 | 2 | 4 |
| Penn | 26 | 5-8 | 0-0 | 1-3 | 6 | 5 | 11 | 2 | 1 | 1 | 0 | 0 | 11 |
| G. Washington | 11 | 0-2 | 0-0 | 0-0 | 1 | 0 | 1 | 1 | 1 | 0 | 0 | 0 | 0 |
| DePaul | 10 | 1-1 | 0-0 | 1-2 | 1 | 0 | 1 | 4 | 1 | 1 | 0 | 0 | 3 |
| Villanova | 17 | 1-1 | 0-0 | 0-0 | 4 | 2 | 6 | 2 | 0 | 1 | 0 | 0 | 2 |
| NJIT | 17 | 3-6 | 0-0 | 0-0 | 1 | 8 | 9 | 2 | 0 | 0 | 0 | 0 | 6 |
| Yale | 12 | 0-1 | 0-0 | 0-0 | 0 | 5 | 5 | 3 | 0 | 0 | 0 | 0 | 0 |
| Cincinnati | 28 | 2-2 | 0-0 | 0-0 | 4 | 7 | 11 | 5 | 1 | 3 | 0 | 1 | 4 |
| UCF | 14 | 0-1 | 0-0 | 0-0 | 1 | 1 | 2 | 3 | 0 | 1 | 0 | 0 | 0 |
| SMU | 16 | 2-2 | 0-0 | 0-0 | 0 | 0 | 0 | 3 | 0 | 1 | 0 | 0 | 4 |
| East Carolina | 30 | 6-10 | 0-0 | 1-4 | 3 | 7 | 10 | 1 | 0 | 3 | 0 | 0 | 13 |
| UConn | 17 | 3-5 | 0-0 | 0-0 | 2 | 2 | 4 | 3 | 1 | 0 | 0 | 0 | 6 |
| Tulsa | 16 | 1-1 | 0-0 | 0-0 | 3 | 1 | 4 | 4 | 0 | 2 | 0 | 1 | 2 |
| Cincinnati | 16 | 1-2 | 0-0 | 0-0 | 1 | 2 | 3 | 3 | 0 | 2 | 0 | 0 | 2 |
| Memphis | 18 | 1-2 | 0-0 | 1-2 | 1 | 3 | 4 | 2 | 1 | 2 | 0 | 0 | 3 |
| Houston | 14 | 0-1 | 0-0 | 2-3 | 2 | 2 | 4 | 4 | 0 | 1 | 0 | 0 | 2 |
| Tulane | 11 | 2-3 | 0-0 | 0-0 | 0 | 5 | 5 | 4 | 0 | 3 | 0 | 0 | 4 |
| USF | 24 | 4-6 | 0-0 | 6-8 | 3 | 4 | 7 | 2 | 0 | 2 | 0 | 0 | 14 |
| SMU | | | | | | | | | | | | | |
| Memphis | | | | | | | | | | | | | |
| East Carolina | | | | | | | | | | | | | |
| UConn | | | | | | | | | | | | | |
| UCF | | | | | | | | | | | | | |
| Tulane | | | | | | | | | | | | | |
| USF | | | | | | | | | | | | | |

CAREER STATISTICS

| SEASON | GP-GS | MIN-AVG | FG-FGA | PCT | 3P-3PA | PCT | FT-FTA | PCT | OFF | DEF | TOT | AVG | PF-FO | A | TO | BLK | STL | PTS | AVG |
|---------|-------|----------|--------|------|--------|------|--------|------|-----|-----|-----|-----|-------|----|----|-----|-----|-----|-----|
| 2015-16 | 18-6 | 135-7.5 | 12-23 | .522 | 0-0 | .000 | 7-11 | .636 | 16 | 20 | 36 | 2.0 | 20-0 | 2 | 5 | 6 | 3 | 31 | 1.7 |
| 2016-17 | 24-20 | 409-17.0 | 47-82 | .573 | 0-0 | .000 | 17-33 | .515 | 50 | 78 | 128 | 5.3 | 63-1 | 9 | 29 | 4 | 7 | 111 | 4.6 |
| TOTAL | 42-26 | 544-13.0 | 59-105 | .562 | 0-0 | .000 | 24-44 | .545 | 66 | 98 | 164 | 3.9 | 83-1 | 11 | 34 | 10 | 10 | 142 | 3.4 |



| SEASON | GP-GS | MIN-AVG | FG-FGA | PCT | 3P-3PA | PCT | FT-FTA | PCT | OFF | DEF | TOT | AVG | PF-FO | A | TO | BLK | STL | PTS | AVG |
|---------|-------|-----------|---------|------|--------|------|--------|------|-----|-----|-----|-----|-------|-----|----|-----|-----|-----|------|
| 2015-16 | 31-3 | 313-10.1 | 23-75 | .307 | 13-48 | .271 | 4-8 | .500 | 4 | 25 | 29 | 0.9 | 29-0 | 19 | 10 | 1 | 3 | 63 | 2.0 |
| 2016-17 | 24-24 | 857-35.7 | 117-277 | .422 | 49-138 | .355 | 54-64 | .844 | 11 | 73 | 84 | 3.5 | 61-1 | 98 | 34 | 11 | 42 | 337 | 14.0 |
| TOTAL | 55-27 | 1170-21.3 | 140-352 | .398 | 62-186 | .333 | 58-72 | .806 | 15 | 98 | 113 | 2.1 | 90-1 | 117 | 44 | 12 | 45 | 400 | 7.3 |

[illegible]



#1 JOSH BROWN

Senior | Guard | 6-3 | 195 | Newark, N.J. | St. Anthony's

2016-17 NOTES:

- » Has sat out the last 13 games due to soreness from Achilles tendon injury suffered in May.
- » Recorded a career-high seven steals in a win vs. DePaul (12/10) while also scoring a season-best 11 points and dishing a game-high five assists. Was named MVP of the Hoophall Miami Invitational.
- » Scored in double digits for the first time in 2016-17 with 10 points vs. GW (12/7), hitting 4-of-5 from the field including 2-of-3 from long range.
- » Returned from injury to make his first appearance at Saint Joseph's (11/30), coming off the bench for four points (2-of-3 FG's), an assist and a block in 14 minutes of action.
- » Suffered an Achilles tendon injury on May 20 and missed the first six games of the season.

2015-16 NOTES:

- » Played in all 33 games as the Owls' starting point guard.
- » Ranked first in The American and 10th in NCAA Division I with an assist/turnover ratio of 3.5.
- » Also led the conference in minutes played at 36.2 and ranked second with 4.9 assists per game.
- » Scored in double digits in 14 games.
- » Recorded a season-high 16 points on 7-of-11 shooting from the field (2-of-3 from long range) in the NCAA Tournament First Round vs. Iowa (3/18).
- » Tied his career high with nine assists in a win vs. UCF (2/27), also pulling down eight boards, one of which came on the offensive glass with 32 seconds remaining that led to the Owls' game-winning shot.
- » Scored 13 points and dished four assists vs. #1/1 Villanova (2/17).
- » Tied his career high with nine assists to go with 11 points in a win vs. USF (2/14).
- » Added six assists and three steals to nine points on 3-of-4 shooting in an overtime win vs. Tulsa (2/4), playing all 45 minutes of the contest.
- » Scored 12 points on 5-of-8 shooting from the field in a win vs. East Carolina (1/9), also dishing a game-high eight assists while recording zero turnovers.
- » Hit a jumper with 2.6 seconds remaining to lift the Owls to a 55-53 road win at #23/24 UConn (1/5), finishing with 11 points and five assists.
- » Hit a perfect 8-of-8 at the line on his way to scoring 14 points in a win vs. Delaware State (12/19).
- » Notched his first career double-double with a career-high 12 rebounds to go with a season-high 13 points vs. Saint Joseph's (12/13).
- » Tallied a career-high nine assists to go with 10 points and a six rebounds in a win at Penn (12/9), hitting 4-of-4 free throws in the final seconds to seal the victory for Temple.

2014-15 NOTES

- » Top reserve on team.
- » One of only three players to see action in all 37 games, starting twice.
- » Leading scorer off the bench at 6.3 points per game.
- » Led team in free throw percentage (.63-.73, .863) while ranking third in assists (57), fourth in steals (29) and fifth in scoring.
- » Scored in double figures nine times with career-high 17 points in win over Louisiana Tech (11/17).
- » Pulled down career high of nine rebounds at Saint Joseph's (12/3).
- » Made game-winning shot with 2.4 seconds to play in win at Memphis (2/7).
- » Made all eight free throw attempts for 11 points in win over Penn (11/25) and hit seven of eight from line for 11 points in second round NIT win over George Washington (3/22).

2013-14 NOTES

- » Played in 31 games as a freshman, making two starts (Cincinnati, La Salle).
- » Key backcourt reserve, averaging 21.2 minutes, 2.7 points per game while dishing 51 assists (31 TOs) and recording 27 steals.
- » Hit 4-of-4 at the line in the final 46 seconds vs. Rutgers (1/29) to help Temple seal the win.
- » Season-high 7 points and season-high 7 rebounds (also team-high) at UCF (1/4)
- » Started and played 40 minutes at #19/23 Cincinnati (1/14), dishing a season-best six assists
- » Scored in all but five games.

SEASON HIGHS

Points: 11 vs. DePaul (12/10)
Rebounds: 4 vs. Penn (12/3)
Assists: 5 vs. DePaul (12/10)
Steals: 7 vs. DePaul (12/10)
Blocks: 1 (3x, last vs. George Washington, 12/7)
Minutes: 28 vs. DePaul (12/10)

CAREER HIGHS


Points: 17 vs. Louisiana Tech (11/17/14)
Rebounds: 12 vs. Saint Joseph's (12/13/15)
Assists: 9 (3x, last vs. UCF, 2/27/16)
Steals: 7 vs. DePaul (12/10/16)
Blocks: 4 vs. FDU (12/2/15)
Minutes: 47 vs. Cincinnati (1/16/16)

BROWN GAME-BY-GAME

| 2016-17 | MIN | FG-A | 3PT-A | FT-A | OR | DR | TR | F | A | TO | BL | S | PTS |
|----------------|-----|------|-------|---------------|----|----|----|---|---|----|----|---|-----|
| La Salle | | | | DNP - Injured | | | | | | | | | |
| New Hampshire | | | | DNP - Injured | | | | | | | | | |
| UMass | | | | DNP - Injured | | | | | | | | | |
| Manhattan | | | | DNP - Injured | | | | | | | | | |
| Florida State | | | | DNP - Injured | | | | | | | | | |
| West Virginia | | | | DNP - Injured | | | | | | | | | |
| Saint Joseph's | 14 | 2-3 | 0-0 | 0-0 | 0 | 2 | 2 | 3 | 1 | 0 | 1 | 0 | 4 |
| Penn | 11 | 1-3 | 0-1 | 3-6 | 2 | 2 | 4 | 0 | 0 | 1 | 1 | 0 | 5 |
| G. Washington | 24 | 4-5 | 2-3 | 0-0 | 0 | 1 | 1 | 0 | 2 | 0 | 1 | 0 | 10 |
| DePaul | 28 | 3-6 | 0-0 | 5-5 | 0 | 2 | 2 | 5 | 5 | 1 | 0 | 7 | 11 |
| Villanova | 25 | 3-8 | 0-2 | 0-0 | 1 | 2 | 3 | 2 | 1 | 1 | 0 | 0 | 6 |
| NJIT | | | | DNP - Injured | | | | | | | | | |
| Yale | | | | DNP - Injured | | | | | | | | | |
| Cincinnati | | | | DNP - Injured | | | | | | | | | |
| UCF | | | | DNP - Injured | | | | | | | | | |
| SMU | | | | DNP - Injured | | | | | | | | | |
| East Carolina | | | | DNP - Injured | | | | | | | | | |
| UConn | | | | DNP - Injured | | | | | | | | | |
| Tulsa | | | | DNP - Injured | | | | | | | | | |
| Cincinnati | | | | DNP - Injured | | | | | | | | | |
| Memphis | | | | DNP - Injured | | | | | | | | | |
| Houston | | | | DNP - Injured | | | | | | | | | |
| Tulane | | | | DNP - Injured | | | | | | | | | |
| USF | | | | DNP - Injured | | | | | | | | | |
| SMU | | | | | | | | | | | | | |
| Memphis | | | | | | | | | | | | | |
| East Carolina | | | | | | | | | | | | | |
| UConn | | | | | | | | | | | | | |
| UCF | | | | | | | | | | | | | |
| Tulane | | | | | | | | | | | | | |
| USF | | | | | | | | | | | | | |

CAREER STATISTICS

| SEASON | GP-GS | MIN-AVG | FG-FGA | PCT | 3P-3PA | PCT | FT-FTA | PCT | OFF | DEF | TOT | AVG | PF-FO | A | TO | BLK | STL | PTS | AVG |
|---------|--------|-----------|---------|------|--------|------|---------|------|-----|-----|-----|-----|-------|-----|-----|-----|-----|-----|-----|
| 2013-14 | 31-2 | 658-21.2 | 32-101 | .317 | 2-8 | .250 | 17-28 | .607 | 15 | 48 | 63 | 2.0 | 55-0 | 51 | 32 | 13 | 27 | 83 | 2.7 |
| 2014-15 | 37-2 | 809-21.9 | 74-186 | .398 | 21-56 | .375 | 63-73 | .863 | 19 | 94 | 113 | 3.1 | 60-3 | 57 | 35 | 10 | 29 | 232 | 6.3 |
| 2015-16 | 33-32 | 1194-36.2 | 99-240 | .413 | 27-78 | .346 | 50-68 | .735 | 13 | 146 | 159 | 4.8 | 68-0 | 161 | 46 | 15 | 41 | 275 | 8.3 |
| 2016-17 | 5-2 | 102-20.4 | 13-25 | .520 | 2-6 | .333 | 8-11 | .727 | 3 | 9 | 12 | 2.4 | 10-1 | 9 | 3 | 3 | 7 | 36 | 7.2 |
| TOTAL | 106-38 | 2763-26.1 | 218-552 | .395 | 52-148 | .351 | 138-180 | .767 | 50 | 297 | 347 | 3.3 | 193-4 | 278 | 116 | 41 | 104 | 626 | 5.9 |



#4 DANIEL DINGLE

Redshirt Senior | Guard/Forward | 6-7 | 225 | Bronx, N.Y. | St. Raymond's

2016-17 NOTES:

- » Ranks eighth in the league with an average of 34.5 minutes played per game, ranks sixth with a 3-point field goal percentage of .409, 11th with 3.4 assists per game, 12th with 1.9 three-pointers made per game and 18th with 12.6 points per game.
- » Has scored in double figures in 12 of the last 14 games.
- » Led TU and tied his career high with 22 points in a win vs. USF (2/5), going a career-best 6-of-7 from long range.
- » Hit 3-of-7 three-pointers and finished with 15 points at Houston (1/28).
- » Made 5-of-8 FG's including 2-of-4 from long range and 4-of-5 FT's en route to a 16-point effort in a win vs. Memphis (1/25).
- » Scored 12 points at #20/20 Cincinnati (1/18), hitting 6-of-8 free throws.
- » Made 5-of-9 field goals including 2-of-4 from long range on his way to scoring 14 points vs. Tulsa (1/14). Also grabbed a team-high eight rebounds and tied for game-high honors with four assists.
- » One rebound shy of a double-double with a career-tying and sea-

son-high nine boards to go with 10 points and five assists at UConn (1/11).

- » Recorded game-highs of 19 points, six assists and three steals in a win vs. East Carolina (1/7), making 5-of-8 FG's and 7-of-9 FT's.
- » Led all players with 15 points vs. #23/23 Cincinnati (12/28), also recording two steals, two assists and a block.
- » Hit a perfect 9-of-9 FT's on his way to 19 points in a win vs. Yale (12/22).
- » Scored 11 points including 3-of-6 three-pointers in a win vs. NJIT (12/17).
- » Scored a team-high 14 points including 4-of-9 from behind the arc against GW (12/7), helping Temple tie the game late in the second half after being down by 15. Also dished a career-high seven assists.
- » Pulled down a season-high seven rebounds vs. Penn (12/3), also recording three assists and two steals while scoring seven points.
- » Scored a career-high 22 points in a win vs. Manhattan (11/20), hitting 6-of-12 FG's and 9-of-10 FT's.
- » Dished a career-high six assists and blocked two shots at UMass (11/17).
- » Led Temple with 21 points on 7-of-11 FG shooting and 3-of-4 3-pt shooting in a win vs. La Salle (11/11), also recording a career-high three steals and tallying five assists in a career-high 43 minutes of action.

2015-16 NOTES:

- » Played in all 33 games, making 13 starts.
- » Averaged 4.4 points per game and 2.8 rebounds per game.
- » Had a career-high 15-point effort in a come-from-behind win vs. UConn (2/11), scoring four second-half three-pointers (4-of-5 overall) to lead the Owls in a huge closing run.
- » Came off the bench for 14 points in an upset win vs. #8 SMU (1/24), hitting 4-of-5 from the field including two three-pointers along with 4-of-6 free throws, all in just 16 minutes of action.
- » Scored 14 points in 20 minutes of action off the bench in a win at #22/23 Cincinnati (12/29), hitting 6-of-10 FG's including 2-of-3 from long range, one of which came in a key late-game run.
- » Came off the bench to hit 3-of-5 FG's en route to seven points in a win vs. Delaware (11/29).
- » Dished five assists vs. #16/16 Utah (11/22), recording all five as a spark off the bench in the second half along with five points.

2014-15 NOTES:

- » Played in 36 games, starting 12 times after recovering from a meniscus tear suffered the previous season.
- » Averaged 3.6 points, 2.6 rebounds and 16.5 minutes per game.
- » Started first 11 games of the season.
- » Three double-figure scoring games came over first 11 contests - all for 11 points (American, Louisiana Tech, Towson).
- » Grabbed career-high nine rebounds over 21 minutes in win over East Carolina (2/14).
- » Only Owl to hit three-pointer against #4/3 Duke, keeping team's 500-plus game streak alive.
- » Returned to his high school, St. Raymond's, on Jan. 25 to have his Temple jersey hung in the gym...He is one of 36 former St. Raymond's players to go on and play at Division I schools and his jersey joins his brother's, Dana Dingle (UMass, '92-96).

2013-14 NOTES:

- » Granted medical redshirt after tearing meniscus in his right knee during practice on Dec. 29.
- » Played in 10 games prior to the injury, starting twice, and was the top reserve averaging 6.7 points and tied for the team lead with 11 blocks.
- » Scored 13 points vs. Texas Southern (12/18), hitting 5-of-7 field goals.
- » Scored 12 points and blocked a career-high three shots while playing in front of hometown fans in start vs. LIU Brooklyn (12/21).

2012-13 NOTES:

- » Preseason All-Atlantic 10 Rookie Team
- » Played in 10 games with season-highs of seven points and 17 mins at Fordham.

SEASON HIGHS

Points: 22 (2x, last vs. USF, 2/5)
Rebounds: 9 at UConn (1/11)
Assists: 7 vs. George Washington (12/7)
Steals: 3 (2x, last vs. East Carolina, 1/7)
Blocks: 2 (2x, last vs. Manhattan, 11/20)
Minutes: 43 vs. La Salle (11/11)

CAREER HIGHS

Points: 22 (2x, last vs. USF, 2/5/17)
Rebounds: 9 (2x, last at UConn, 1/11/17)
Assists: 7 vs. George Washington (12/7/16)
Steals: 3 (2x, last vs. East Carolina, 1/7/17)
Blocks: 3 vs. LIU Brooklyn (12/21/13)
Minutes: 43 vs. La Salle (11/11/16)

DINGLE GAME-BY-GAME

| 2016-17 | MIN | FG-A | 3PT-A | FT-A | OR | DR | TR | F | A | TO | BL | S | PTS |
|----------------|-----|------|-------|------|----|----|----|---|---|----|----|---|-----|
| La Salle | 43 | 7-11 | 3-4 | 4-5 | 0 | 4 | 4 | 4 | 5 | 3 | 0 | 3 | 21 |
| New Hampshire | 34 | 5-13 | 3-7 | 0-0 | 2 | 4 | 6 | 1 | 2 | 2 | 1 | 0 | 13 |
| UMass | 36 | 2-10 | 0-3 | 1-3 | 2 | 1 | 3 | 1 | 6 | 3 | 2 | 0 | 5 |
| Manhattan | 36 | 6-12 | 1-6 | 9-10 | 1 | 4 | 5 | 2 | 1 | 2 | 2 | 2 | 22 |
| Florida State | 26 | 2-6 | 0-0 | 1-2 | 1 | 5 | 6 | 4 | 1 | 3 | 0 | 0 | 5 |
| West Virginia | 37 | 5-9 | 3-5 | 2-4 | 1 | 4 | 5 | 3 | 3 | 8 | 1 | 1 | 15 |
| Saint Joseph's | 31 | 3-7 | 1-2 | 0-1 | 2 | 2 | 4 | 2 | 3 | 0 | 0 | 1 | 7 |
| Penn | 34 | 3-9 | 1-3 | 0-2 | 1 | 6 | 7 | 1 | 3 | 0 | 0 | 2 | 7 |
| G. Washington | 36 | 5-13 | 4-9 | 0-0 | 0 | 4 | 4 | 1 | 7 | 4 | 1 | 1 | 14 |
| DePaul | 22 | 1-5 | 1-4 | 2-3 | 0 | 2 | 2 | 3 | 3 | 4 | 0 | 2 | 5 |
| Villanova | 28 | 4-10 | 1-4 | 2-2 | 3 | 2 | 5 | 3 | 3 | 3 | 0 | 2 | 11 |
| NJIT | 35 | 3-9 | 3-6 | 2-2 | 0 | 2 | 2 | 2 | 2 | 3 | 0 | 0 | 11 |
| Yale | 34 | 4-12 | 2-6 | 9-9 | 1 | 3 | 4 | 3 | 3 | 1 | 1 | 1 | 19 |
| Cincinnati | 35 | 4-17 | 1-6 | 6-9 | 2 | 2 | 4 | 4 | 2 | 3 | 1 | 2 | 15 |
| UCF | 31 | 3-1 | 1-3 | 4-8 | 1 | 0 | 1 | 3 | 1 | 2 | 0 | 0 | 11 |
| SMU | 27 | 2-8 | 1-4 | 0-0 | 0 | 4 | 4 | 5 | 5 | 2 | 1 | 1 | 5 |
| East Carolina | 37 | 5-8 | 2-4 | 7-9 | 1 | 4 | 5 | 1 | 6 | 1 | 0 | 3 | 19 |
| UConn | 38 | 3-9 | 2-4 | 2-4 | 3 | 6 | 9 | 1 | 5 | 0 | 0 | 2 | 10 |
| Tulsa | 37 | 5-9 | 2-4 | 2-2 | 3 | 5 | 8 | 1 | 4 | 4 | 0 | 0 | 14 |
| Cincinnati | 39 | 2-9 | 2-6 | 6-8 | 1 | 1 | 2 | 2 | 2 | 2 | 1 | 2 | 12 |
| Memphis | 39 | 5-8 | 2-4 | 4-5 | 1 | 6 | 7 | 3 | 2 | 4 | 1 | 0 | 16 |
| Houston | 38 | 6-12 | 3-7 | 0-0 | 0 | 3 | 3 | 1 | 3 | 3 | 0 | 0 | 15 |
| Tulane | 39 | 2-6 | 0-2 | 4-6 | 1 | 3 | 4 | 3 | 6 | 1 | 1 | 0 | 8 |
| USF | 37 | 7-14 | 6-7 | 2-2 | 2 | 2 | 4 | 2 | 4 | 4 | 0 | 1 | 22 |
| SMU | | | | | | | | | | | | | |
| Memphis | | | | | | | | | | | | | |
| East Carolina | | | | | | | | | | | | | |
| UConn | | | | | | | | | | | | | |
| UCF | | | | | | | | | | | | | |
| Tulane | | | | | | | | | | | | | |
| USF | | | | | | | | | | | | | |

CAREER STATISTICS

| SEASON | GP-GS | MIN-AVG | FG-FGA | PCT | 3P-3PA | PCT | FT-FTA | PCT | OFF | DEF | TOT | AVG | PF-FO | A | TO | BLK | STL | PTS | AVG |
|---------|--------|-----------|---------|------|--------|------|---------|------|-----|-----|-----|-----|-------|-----|-----|-----|-----|-----|------|
| 2012-13 | 10-0 | 38-3.8 | 4-11 | .364 | 1-3 | .333 | 4-8 | .500 | 2 | 5 | 7 | 0.7 | 2-0 | 1 | 1 | 0 | 0 | 13 | 1.3 |
| 2013-14 | 10-2 | 203-20.3 | 22-48 | .458 | 7-21 | .333 | 16-30 | .533 | 9 | 14 | 23 | 2.3 | 24-1 | 19 | 9 | 11 | 3 | 67 | 6.7 |
| 2014-15 | 36-12 | 593-16.5 | 43-133 | .323 | 17-77 | .221 | 27-47 | .574 | 29 | 65 | 94 | 2.6 | 55-2 | 39 | 33 | 10 | 11 | 130 | 3.6 |
| 2015-16 | 33-13 | 685-20.8 | 48-146 | .329 | 15-62 | .242 | 33-61 | .541 | 32 | 61 | 93 | 2.8 | 64-1 | 50 | 27 | 14 | 13 | 144 | 4.4 |
| 2016-17 | 24-24 | 829-34.5 | 94-238 | .395 | 45-110 | .409 | 69-96 | .719 | 29 | 79 | 108 | 4.5 | 56-1 | 82 | 62 | 13 | 26 | 302 | 12.6 |
| TOTAL | 113-51 | 2348-20.8 | 211-576 | .366 | 85-273 | .311 | 149-242 | .616 | 101 | 224 | 325 | 2.9 | 201-5 | 191 | 132 | 48 | 53 | 656 | 5.8 |

#0 OBI ENECHIONYIA

Junior | Forward | 6-10 | 220 | Springfield, Va. | St. James (Md.) School



2016-17 NOTES:

- » Ranks fifth in the league with 2.3 3-point FG made per game, fifth with 1.7 blocks per game, 11th in 3-point FG percentage (.378), 13th in scoring (13.7 ppg), 14th in minutes played per game (33.2) and 17th with 6.0 rebounds per game.
- » Has scored in double figures in 18 of 24 games so far with five games of 20 or more points.
- » Led TU with 16 points at Houston (1/28), draining 4-of-9 from long range.
- » Dished career-high three assists at #20/20 Cincinnati (1/18), also scoring 11 points on 5-of-9 shooting.
- » Made 5-of-10 field goals and finished with 15 points vs. Tulsa (1/14).
- » Tied for team-high honors with 16 points at SMU (1/4), hitting 4-of-9 from behind the arc.
- » Pulled down 10 rebounds for a second straight game vs. #23/23 Cincinnati (12/28).

- » Tied career high for the second time this season with 26 points in leading the Owls to a win at Saint Joseph's (11/30). Made 10-of-22 FG's including 6-of-12 three-pointers.
- » Named the NCAA.com Player of the Week, American Conference Player of the Week and Philadelphia Big 5 Player of the Week on Nov. 28.
- » Hit 5-of-7 three-pointers and 8-of-13 from the field overall en route to scoring a game-high 22 points in a win vs. #19/17 West Virginia (11/25), making it his second double-double of the season with 12 rebounds. Named MVP of the NIT Season Tip-Off.
- » Added a career-high six blocks to 16 points and eight rebounds in a win vs. #25 Florida State (11/24).
- » Scored 17 points in a win vs. Manhattan (11/20), also pulling down a team-best seven rebounds. Named to the American Weekly Honor Roll on Nov. 21.
- » Was the first player since All-American Mark Macon in 1987-88 to score 20 or more points in Temple's first three games.
- » Tied his career high with a game-high 26 points at UMass (11/17), hitting 5-of-7 from long range.
- » Recorded his second straight 20-point effort in as many games with a game-high 20 points vs. New Hampshire (11/14).
- » Notched his second career double-double with a career and game-high 14 rebounds to go with 20 points in a win vs. La Salle (11/11)...Named to the American Weekly Honor Roll following the win.

2015-16 NOTES:

- » Made 25 starts in 32 games played, coming on strong for the Owls offensively in the latter half of the season.
- » Was the team's second-leading scorer with 11.0 points per game (26th in The American).
- » Ranked second on the team and 10th in the conference in 3-point field goal percentage (.386).
- » Led Temple with 30 blocks, averaging 0.94 blocks per game to tie for 11th in The American
- » Scored in double figures in 12 of the final 15 games.
- » Scored 13 points on 5-of-10 shooting from the field in the American quarterfinal win vs. USF (3/11).
- » Led TU to a win at Houston (2/21) with a career-high 26 points, hitting 10-of-20 FG's including 6-of-9 from 3-point range.
- » Scored a game-high 25 points and recorded his first career double-double by adding a career-best 13 rebounds vs. Saint Joseph's (12/13).
- » Missed the season opener vs. #1/1 North Carolina (11/13) due to an ankle injury.

2014-15 NOTES

- Played in 34 games, starting four times in impressive freshman season.
- Averaged 5.3 points per game, sixth-best on team, while playing 18.7 minutes per contest.
- Led team in blocked shots with 45, while his 1.3 blocks per game was ninth best in the league.
- Saved best game for his last, setting career highs in points (17), blocks (5) and minutes (27) while matching his best rebound total (8) in NIT Semifinals against Miami.
- Grabbed eight rebounds in win over #10/10 Kansas.
- Had four double figure scoring games on season.
- Named American Athletic Conference Rookie of the Week (2/2), only Owl to earn accolade in three years in league.
- Scored 14 points on six-of-eight shooting from floor at Cincinnati (1/17) and tallied 12 points vs. Tulane (1/31) and 10 against Towson (12/10).
- Helped seal win over Memphis (3/13) in conference quarterfinals with nine points, including five in last 40 seconds of play.

PRIOR TO TEMPLE

- Averaged 15 points, 11 rebounds and three blocks as a senior while leading St. James School to a 22-5 record.
- Twice named Herald-Mail Player of the Year.
- Three time all-MAC honoree.
- Played AAU ball for Washington D.C.'s Team Takeover, also the former AAU team of Victor Oladipo, the second pick in the 2013 NBA Draft.
- Was a consensus Top 100 prospect in his senior year.

SEASON HIGHS

Points: 26 (2x, last at Saint Joseph's, 11/30)
Rebounds: 14 vs. La Salle (11/11)
Assists: 3 (2x, last vs. USF, 2/5)
Steals: 2 vs. Manhattan (11/20)
Blocks: 6 vs. Florida State (11/24)
Minutes: 40 (3x, last at Houston, 1/28)

CAREER HIGHS

Points: 26 (3x, last at Saint Joseph's, 11/30/16)
Rebounds: 14 vs. La Salle (11/11/16)
Assists: 3 (2x, last vs. USF, 2/5/17)
Steals: 2 (3x, last vs. Manhattan, 11/20/16)
Blocks: 6 vs. Florida State (11/24/16)
Minutes: 41 vs. Saint Joseph's (12/13/15)

ENECHIONYIA GAME-BY-GAME

| 2016-17 | MIN | FG-A | 3PT-A | FT-A | OR | DR | TR | F | A | TO | BL | S | PTS |
|----------------|-----|-------|-------|------|----|----|----|---|---|----|----|---|-----|
| La Salle | 40 | 8-14 | 2-3 | 2-3 | 3 | 11 | 14 | 4 | 0 | 2 | 4 | 0 | 20 |
| New Hampshire | 34 | 8-17 | 1-4 | 3-4 | 1 | 6 | 7 | 4 | 1 | 0 | 2 | 0 | 20 |
| UMass | 34 | 8-17 | 5-10 | 5-7 | 2 | 4 | 6 | 2 | 1 | 1 | 1 | 1 | 26 |
| Manhattan | 26 | 7-13 | 3-5 | 0-0 | 2 | 5 | 7 | 2 | 0 | 2 | 0 | 2 | 17 |
| Florida State | 40 | 7-13 | 2-3 | 0-0 | 4 | 4 | 8 | 0 | 1 | 1 | 6 | 0 | 16 |
| West Virginia | 38 | 8-13 | 5-7 | 1-2 | 1 | 11 | 12 | 3 | 2 | 2 | 5 | 1 | 22 |
| Saint Joseph's | 40 | 10-22 | 6-12 | 0-0 | 1 | 4 | 5 | 0 | 1 | 1 | 1 | 1 | 26 |
| Penn | 38 | 5-17 | 0-6 | 2-2 | 1 | 3 | 4 | 4 | 2 | 1 | 5 | 0 | 12 |
| G. Washington | 32 | 4-10 | 2-5 | 2-2 | 1 | 6 | 7 | 5 | 0 | 1 | 5 | 1 | 12 |
| DePaul | 32 | 4-11 | 4-6 | 3-5 | 2 | 5 | 7 | 3 | 0 | 2 | 0 | 1 | 15 |
| Villanova | 31 | 3-9 | 2-7 | 0-0 | 0 | 4 | 4 | 3 | 1 | 6 | 1 | 1 | 8 |
| NJIT | 34 | 5-11 | 2-5 | 1-1 | 1 | 7 | 8 | 3 | 1 | 1 | 1 | 0 | 13 |
| Yale | 31 | 1-11 | 1-5 | 0-0 | 4 | 6 | 10 | 1 | 0 | 0 | 1 | 0 | 3 |
| Cincinnati | 36 | 3-10 | 0-5 | 1-2 | 0 | 10 | 10 | 3 | 1 | 4 | 1 | 0 | 7 |
| UCF | 15 | 1-3 | 1-2 | 1-2 | 0 | 1 | 1 | 5 | 0 | 1 | 0 | 0 | 4 |
| SMU | 40 | 6-12 | 4-9 | 0-0 | 2 | 2 | 4 | 4 | 1 | 0 | 0 | 0 | 16 |
| East Carolina | 26 | 5-12 | 2-6 | 0-0 | 0 | 2 | 2 | 4 | 1 | 1 | 1 | 0 | 12 |
| UConn | 30 | 3-17 | 1-10 | 0-0 | 1 | 3 | 4 | 3 | 1 | 0 | 1 | 0 | 7 |
| Tulsa | 38 | 5-10 | 2-5 | 3-3 | 1 | 3 | 4 | 4 | 1 | 1 | 2 | 1 | 15 |
| Cincinnati | 37 | 5-9 | 1-2 | 0-1 | 0 | 4 | 4 | 5 | 3 | 3 | 0 | 0 | 11 |
| Memphis | 23 | 3-9 | 1-6 | 0-0 | 1 | 2 | 3 | 4 | 1 | 1 | 0 | 1 | 7 |
| Houston | 40 | 6-16 | 4-9 | 0-0 | 3 | 4 | 7 | 3 | 0 | 0 | 1 | 0 | 16 |
| Tulane | 27 | 5-8 | 1-4 | 2-3 | 2 | 0 | 2 | 4 | 0 | 2 | 0 | 1 | 13 |
| USF | 35 | 4-11 | 2-7 | 0-1 | 0 | 5 | 5 | 1 | 3 | 1 | 3 | 0 | 10 |
| SMU | | | | | | | | | | | | | |
| Memphis | | | | | | | | | | | | | |
| East Carolina | | | | | | | | | | | | | |
| UConn | | | | | | | | | | | | | |
| UCF | | | | | | | | | | | | | |
| Tulane | | | | | | | | | | | | | |
| USF | | | | | | | | | | | | | |

CAREER STATISTICS

| SEASON | GP-GS | MIN-AVG | FG-FGA | PCT | 3P-3PA | PCT | FT-FTA | PCT | OFF | DEF | TOT | AVG | PF-FO | A | TO | BLK | STL | PTS | AVG |
|---------|-------|-----------|---------|------|---------|------|---------|------|-----|-----|-----|-----|-------|----|----|-----|-----|-----|------|
| 2014-15 | 34-4 | 635-18.7 | 66-147 | .449 | 12-43 | .279 | 37-47 | .787 | 45 | 79 | 124 | 3.6 | 81-2 | 14 | 17 | 45 | 11 | 181 | 5.3 |
| 2015-16 | 32-25 | 814-25.4 | 126-297 | .424 | 56-145 | .386 | 44-64 | .688 | 31 | 90 | 121 | 3.8 | 85-1 | 18 | 28 | 30 | 11 | 352 | 11.0 |
| 2016-17 | 24-24 | 797-33.2 | 124-300 | .413 | 54-143 | .378 | 26-38 | .684 | 33 | 112 | 145 | 6.0 | 74-3 | 22 | 34 | 41 | 11 | 328 | 13.7 |
| TOTAL | 90-53 | 2246-25.0 | 316-744 | .425 | 122-331 | .369 | 107-149 | .718 | 109 | 281 | 390 | 4.3 | 240-6 | 54 | 79 | 116 | 33 | 861 | 9.6 |



#25 STEVE LEONARD

Redshirt Junior | Guard/Forward | 6-6 | 180 | Collegeville, Pa. | Perkiomen Valley

2016-17 NOTES:

- » Grabbed a season-high three rebounds at UCF (12/31).
- » Saw his first action as an Owl in a win vs. Manhattan (11/20), hitting both his attempts from the free throw line for two points in two minutes.

PRIOR TO TEMPLE:

- » Played two seasons (2013-14, 2014-15) at Ursinus College before transferring to Temple.
- » Averaged 5.6 points over 43 games at Ursinus, including a 7.8 scoring mark as a sophomore in 2014-15.

SEASON HIGHS

Points:2 vs. Manhattan (11/20)
 Rebounds:3 at UCF (12/31)
 Assists:
 Steals:
 Blocks:
 Minutes:3 at UCF (12/31)

LEONARD GAME-BY-GAME

| 2016-17 | MIN | FG-A | 3PT-A | FT-A | OR | DR | TR | F | A | TO | BL | S | PTS |
|----------------|-----|------|-------|------------------------|----|----|----|---|---|----|----|---|-----|
| La Salle | | | | DNP - Coaches Decision | | | | | | | | | |
| New Hampshire | | | | DNP - Coaches Decision | | | | | | | | | |
| UMass | | | | DNP - Coaches Decision | | | | | | | | | |
| Manhattan | 2 | 0-0 | 0-0 | 2-2 | 0 | 0 | 0 | 0 | 0 | 0 | 0 | 0 | 2 |
| Florida State | | | | DNP - Coaches Decision | | | | | | | | | |
| West Virginia | | | | DNP - Coaches Decision | | | | | | | | | |
| Saint Joseph's | | | | DNP - Coaches Decision | | | | | | | | | |
| Penn | | | | DNP - Coaches Decision | | | | | | | | | |
| G. Washington | | | | DNP - Coaches Decision | | | | | | | | | |
| DePaul | | | | DNP - Coaches Decision | | | | | | | | | |
| Villanova | 2 | 0-1 | 0-1 | 0-0 | 0 | 0 | 0 | 0 | 0 | 0 | 0 | 0 | 0 |
| NJIT | | | | DNP - Coaches Decision | | | | | | | | | |
| Yale | | | | DNP - Coaches Decision | | | | | | | | | |
| Cincinnati | | | | DNP - Coaches Decision | | | | | | | | | |
| UCF | 3 | 0-0 | 0-0 | 0-0 | 1 | 2 | 3 | 1 | 0 | 1 | 0 | 0 | 0 |
| SMU | | | | DNP - Coaches Decision | | | | | | | | | |
| East Carolina | | | | DNP - Coaches Decision | | | | | | | | | |
| UConn | | | | DNP - Coaches Decision | | | | | | | | | |
| Tulsa | | | | DNP - Coaches Decision | | | | | | | | | |
| Cincinnati | | | | DNP - Coaches Decision | | | | | | | | | |
| Memphis | | | | DNP - Coaches Decision | | | | | | | | | |
| Houston | | | | DNP - Coaches Decision | | | | | | | | | |
| Tulane | | | | DNP - Coaches Decision | | | | | | | | | |
| USF | | | | DNP - Coaches Decision | | | | | | | | | |
| SMU | | | | | | | | | | | | | |
| Memphis | | | | | | | | | | | | | |
| East Carolina | | | | | | | | | | | | | |
| UConn | | | | | | | | | | | | | |
| UCF | | | | | | | | | | | | | |
| Tulane | | | | | | | | | | | | | |
| USF | | | | | | | | | | | | | |

CAREER STATISTICS

| SEASON | GP-GS | MIN-AVG | FG-FGA | PCT | 3P-3PA | PCT | FT-FTA | PCT | OFF | DEF | TOT | AVG | PF-FO | A | TO | BLK | STL | PTS | AVG |
|---------|-------|---------|--------|------|--------|------|--------|-------|-----|-----|-----|-----|-------|---|----|-----|-----|-----|-----|
| 2016-17 | 3-0 | 7-2.3 | 0-1 | .000 | 0-1 | .000 | 2-2 | 1.000 | 1 | 2 | 3 | 1.0 | 1-0 | 0 | 1 | 0 | 0 | 2 | 0.7 |
| TOTAL | 3-0 | 7-2.3 | 0-1 | .000 | 0-1 | .000 | 2-2 | 1.000 | 1 | 2 | 3 | 1.0 | 1-0 | 0 | 1 | 0 | 0 | 2 | 0.7 |

#15 ISAIAH LEWIS

Junior | Guard | 6-4 | 175 | Brooklyn, N.Y. | Arlington Country Day/Casper College



2016-17 NOTES:

- » Scored first points as an Owl at UCF (12/31), hitting his only attempt from the field in two minutes of action.
- » Saw his first action at Temple in a win vs. Manhattan (11/20).

PRIOR TO TEMPLE:

- » Was a standout prep player at New York City's Christ the King High before completing his high school career at Arlington County Day (Fla.).
- » Last played at Casper (Wy.) College in 2015-16.
- » Also has a stint at Lee Junior College (Texas) where he averaged 10.0 points and 4.7 assists in 2014-15.

SEASON HIGHS

Points:2 at UCF (12/31)
Rebounds:
Assists:
Steals:
Blocks:
Minutes:2 (3x, last at UCF, 12/31)

LEWIS GAME-BY-GAME

| 2016-17 | MIN | FG-A | 3PT-A | FT-A | OR | DR | TR | F | A | TO | BL | S | PTS |
|----------------|-----|------|-------|------------------------|----|----|----|---|---|----|----|---|-----|
| La Salle | | | | DNP - Injured | | | | | | | | | |
| New Hampshire | | | | DNP - Coaches Decision | | | | | | | | | |
| UMass | | | | DNP - Coaches Decision | | | | | | | | | |
| Manhattan | 2 | 0-1 | 0-1 | 0-0 | 0 | 0 | 0 | 1 | 0 | 1 | 0 | 0 | 0 |
| Florida State | | | | DNP - Coaches Decision | | | | | | | | | |
| West Virginia | | | | DNP - Coaches Decision | | | | | | | | | |
| Saint Joseph's | | | | DNP - Coaches Decision | | | | | | | | | |
| Penn | | | | DNP - Coaches Decision | | | | | | | | | |
| G. Washington | | | | DNP - Coaches Decision | | | | | | | | | |
| DePaul | | | | DNP - Coaches Decision | | | | | | | | | |
| Villanova | 2 | 0-1 | 0-0 | 0-0 | 0 | 0 | 0 | 0 | 0 | 0 | 0 | 0 | 0 |
| NJIT | | | | DNP - Coaches Decision | | | | | | | | | |
| Yale | | | | DNP - Coaches Decision | | | | | | | | | |
| Cincinnati | | | | DNP - Coaches Decision | | | | | | | | | |
| UCF | 2 | 1-1 | 0-0 | 0-0 | 0 | 0 | 0 | 0 | 0 | 0 | 0 | 0 | 2 |
| SMU | | | | DNP - Coaches Decision | | | | | | | | | |
| East Carolina | | | | DNP - Coaches Decision | | | | | | | | | |
| UConn | | | | DNP - Coaches Decision | | | | | | | | | |
| Tulsa | | | | DNP - Coaches Decision | | | | | | | | | |
| Cincinnati | | | | DNP - Coaches Decision | | | | | | | | | |
| Memphis | | | | DNP - Coaches Decision | | | | | | | | | |
| Houston | | | | DNP - Coaches Decision | | | | | | | | | |
| Tulane | | | | DNP - Coaches Decision | | | | | | | | | |
| USF | | | | DNP - Coaches Decision | | | | | | | | | |
| SMU | | | | | | | | | | | | | |
| Memphis | | | | | | | | | | | | | |
| East Carolina | | | | | | | | | | | | | |
| UConn | | | | | | | | | | | | | |
| UCF | | | | | | | | | | | | | |
| Tulane | | | | | | | | | | | | | |
| USF | | | | | | | | | | | | | |

CAREER STATISTICS

| SEASON | GP-GS | MIN-AVG | FG-FGA | PCT | 3P-3PA | PCT | FT-FTA | PCT | OFF | DEF | TOT | AVG | PF-FO | A | TO | BLK | STL | PTS | AVG |
|---------|-------|---------|--------|------|--------|------|--------|------|-----|-----|-----|-----|-------|---|----|-----|-----|-----|-----|
| 2016-17 | 3-0 | 6-2.0 | 1-3 | .333 | 0-1 | .000 | 0-0 | .000 | 0 | 0 | 0 | 0.0 | 1-0 | 0 | 1 | 0 | 0 | 2 | 0.7 |
| TOTAL | 3-0 | 6-2.0 | 1-3 | .333 | 0-1 | .000 | 0-0 | .000 | 0 | 0 | 0 | 0.0 | 1-0 | 0 | 1 | 0 | 0 | 2 | 0.7 |

#2 ALANI MOORE II

Freshman | Guard | 5-10 | 170 | Washington, D.C. | Friendship Collegiate Academy



2016-17 NOTES:

- » Started in the first nine games as a true freshman and has started in 22 of 24 games overall.
- » Fourth in The American in three-point FG percentage (.418, 41-of-98).
- » Made 4-of-5 from the field including two three-pointers in a 10-point effort vs. USF (2/5).
- » Named the American Athletic Conference Rookie of the Week on Dec. 26 after scoring a season and game-high 26 points in a win vs. Yale (12/22), hitting his first four 3-point attempts (4-of-8 overall) and his first 10 free-throw attempts (10-of-11 overall).
- » Suffered a sprained ankle in practice on Dec. 8, limiting his action in the DePaul game on Dec. 10.
- » Scored in double figures for a second game in a row with 11 points vs. GW (12/7), making 3-of-5 three-pointers and 2-of-2 free throws.

SEASON HIGHS

Points:26 vs. Yale (12/22)
 Rebounds: 5 (3x, last at Houston, 1/28)
 Assists:7 vs. Penn (12/3)
 Steals: 2 (6x, last vs. USF, 2/5)
 Blocks: 1 vs. West Virginia (11/25)
 Minutes:37 (2x, last vs. Yale, 12/22)

- » Led all players with a season-high seven assists in a win vs. Penn (12/3), also scoring 12 points and hitting 4-of-5 shots from three-point range.
- » Pulled down a season-best five rebounds in a win at Saint Joseph's (11/30) while scoring eight points and dishing two assists.
- » Scored a season-high 18 points in a win vs. #19/17 West Virginia (11/25), hitting 8-of-8 free throws all in the second half.
- » Scored six points and dished three assists in a win vs. Manhattan (11/20).
- » Earned a starting spot in his first career game, finishing with eight points and two rebounds in 30 minutes of action in an overtime win vs. La Salle (11/11).

PRIOR TO TEMPLE:

- » Two-time First Team All-Met standout out in Washington, D.C.
- » Averaged 20 points and 10 assists as a senior at Friendship Collegiate Academy.
- » Earned 2016 PCSAA Player of the Year honors.
- » As a junior at Montrose Christian, he averaged 17.4 points per game.
- » Also prepped at DeMatha.
- » Played AAU ball for D.C.'s Premier.

A. MOORE II GAME-BY-GAME

| 2016-17 | MIN | FG-A | 3PT-A | FT-A | OR | DR | TR | F | A | TO | BL | S | PTS |
|----------------|-----|------|-------|-------|----|----|----|---|---|----|----|---|-----|
| La Salle | 30 | 2-6 | 1-3 | 3-6 | 0 | 2 | 2 | 2 | 1 | 0 | 0 | 0 | 8 |
| New Hampshire | 34 | 1-6 | 1-4 | 0-0 | 1 | 2 | 3 | 2 | 1 | 0 | 0 | 0 | 3 |
| UMass | 23 | 2-3 | 1-2 | 0-0 | 0 | 0 | 0 | 3 | 1 | 1 | 0 | 1 | 5 |
| Manhattan | 31 | 2-5 | 2-3 | 0-0 | 2 | 0 | 2 | 0 | 3 | 0 | 0 | 0 | 6 |
| Florida State | 28 | 3-5 | 2-3 | 0-0 | 2 | 1 | 3 | 2 | 1 | 1 | 0 | 2 | 8 |
| West Virginia | 37 | 4-10 | 2-5 | 8-8 | 1 | 2 | 3 | 0 | 3 | 3 | 1 | 2 | 18 |
| Saint Joseph's | 28 | 2-5 | 2-5 | 2-2 | 1 | 4 | 5 | 1 | 2 | 1 | 0 | 1 | 8 |
| Penn | 29 | 4-6 | 4-5 | 0-0 | 0 | 3 | 3 | 1 | 7 | 1 | 0 | 1 | 12 |
| G. Washington | 35 | 3-5 | 3-5 | 2-2 | 0 | 0 | 0 | 2 | 2 | 2 | 0 | 2 | 11 |
| DePaul | 6 | 0-2 | 0-2 | 0-0 | 0 | 0 | 0 | 1 | 1 | 0 | 0 | 0 | 0 |
| Villanova | 14 | 3-4 | 2-3 | 0-0 | 1 | 2 | 3 | 2 | 1 | 0 | 0 | 1 | 8 |
| NJIT | 34 | 3-6 | 2-4 | 1-2 | 0 | 3 | 3 | 0 | 4 | 1 | 0 | 1 | 9 |
| Yale | 37 | 6-12 | 4-8 | 10-11 | 1 | 3 | 4 | 4 | 1 | 2 | 0 | 1 | 26 |
| Cincinnati | 33 | 3-9 | 3-7 | 1-2 | 0 | 3 | 3 | 1 | 0 | 1 | 0 | 0 | 10 |
| UCF | 26 | 1-6 | 1-5 | 0-0 | 1 | 0 | 1 | 1 | 1 | 0 | 0 | 0 | 3 |
| SMU | 35 | 1-4 | 1-3 | 2-2 | 1 | 3 | 4 | 1 | 6 | 1 | 0 | 2 | 5 |
| East Carolina | 28 | 1-3 | 0-2 | 0-0 | 1 | 1 | 2 | 3 | 2 | 0 | 0 | 1 | 2 |
| UConn | 31 | 2-9 | 2-7 | 0-0 | 2 | 2 | 4 | 3 | 2 | 2 | 0 | 0 | 6 |
| Tulsa | 36 | 2-7 | 0-5 | 0-0 | 2 | 3 | 5 | 1 | 2 | 3 | 0 | 1 | 4 |
| Cincinnati | 32 | 2-3 | 1-1 | 0-0 | 1 | 1 | 2 | 1 | 2 | 2 | 0 | 0 | 5 |
| Memphis | 35 | 3-8 | 3-7 | 0-0 | 2 | 1 | 3 | 2 | 3 | 2 | 0 | 1 | 9 |
| Houston | 25 | 2-4 | 0-1 | 1-1 | 1 | 4 | 5 | 1 | 3 | 1 | 0 | 0 | 5 |
| Tulane | 32 | 2-5 | 2-4 | 2-2 | 0 | 0 | 0 | 0 | 2 | 1 | 0 | 2 | 8 |
| USF | 34 | 4-5 | 2-3 | 0-1 | 1 | 2 | 3 | 0 | 2 | 1 | 0 | 2 | 10 |
| SMU | | | | | | | | | | | | | |
| Memphis | | | | | | | | | | | | | |
| East Carolina | | | | | | | | | | | | | |
| UConn | | | | | | | | | | | | | |
| UCF | | | | | | | | | | | | | |
| Tulane | | | | | | | | | | | | | |
| USF | | | | | | | | | | | | | |

CAREER STATISTICS

| SEASON | GP-GS | MIN-AVG | FG-FGA | PCT | 3P-3PA | PCT | FT-FTA | PCT | OFF | DEF | TOT | AVG | PF-FO | A | TO | BLK | STL | PTS | AVG |
|---------|-------|----------|--------|------|--------|------|--------|------|-----|-----|-----|-----|-------|----|----|-----|-----|-----|-----|
| 2016-17 | 24-22 | 713-29.7 | 58-138 | .420 | 41-98 | .418 | 32-39 | .821 | 21 | 42 | 63 | 2.6 | 34-0 | 53 | 26 | 1 | 21 | 189 | 7.9 |
| TOTAL | 24-22 | 713-29.7 | 58-138 | .420 | 41-98 | .418 | 32-39 | .821 | 21 | 42 | 63 | 2.6 | 34-0 | 53 | 26 | 1 | 21 | 189 | 7.9 |



#23 DAMION MOORE

Freshman | Center | 6-11 | 225 | Jackson, Miss. | Callaway

2016-17 NOTES:

- » Hit all three field-goal attempts for a second time in his debut season, going 3-for-3 and scoring six points in just seven minutes off the bench at UConn (1/11).
- » Led Temple with a career-high seven rebounds at SMU (1/4).
- » Came off the bench to tie season-highs with six points and six rebounds at UCF (12/31).
- » Made his first collegiate start in a win vs. DePaul (12/10), scoring three points and pulling down a season-high six rebounds in a season-high 21 minutes of action.
- » Played 15 minutes in a win vs. Manhattan (11/20), adding two rebounds to a block and a steal.
- » Saw his first collegiate action off the bench in the first half at UMass (11/17), going 3-for-3 from the field to finish with six points in his debut.

SEASON HIGHS

Points: 6 (3x, last at UConn, 1/11)
Rebounds: 7 at SMU (1/4)
Assists: 1 vs. USF (2/5)
Steals: 1 (3x, last at UCF, 12/31)
Blocks: 2 (2x, last at Tulane, 1/31)
Minutes: 21 vs. DePaul (12/10)

PRIOR TO TEMPLE:

- » Averaged 11.3 points, 8.5 rebounds and 1.1 blocks per game as a senior at Callaway High in Jackson, Miss.
- » Nearly tripled his scoring output in his final year.
- » Compiled averages of 3.9 points, 4.6 rebounds and 1.1 blocks per game on Callaway's state championship squad as a junior.

D. MOORE GAME-BY-GAME

| 2016-17 | MIN | FG-A | 3PT-A | FT-A | OR | DR | TR | F | A | TO | BL | S | PTS |
|----------------|-----|------|-------|------|----|----|----|---|---|----|----|---|-----|
| La Salle | | | | | | | | | | | | | |
| New Hampshire | | | | | | | | | | | | | |
| UMass | 6 | 3-3 | 0-0 | 0-0 | 0 | 0 | 0 | 2 | 0 | 0 | 0 | 0 | 6 |
| Manhattan | 15 | 0-3 | 0-0 | 0-0 | 1 | 1 | 2 | 0 | 0 | 3 | 1 | 1 | 0 |
| Florida State | | | | | | | | | | | | | |
| West Virginia | | | | | | | | | | | | | |
| Saint Joseph's | | | | | | | | | | | | | |
| Penn | | | | | | | | | | | | | |
| G. Washington | | | | | | | | | | | | | |
| DePaul | 21 | 1-5 | 0-0 | 1-2 | 1 | 5 | 6 | 1 | 0 | 0 | 1 | 0 | 3 |
| Villanova | 12 | 0-1 | 0-0 | 0-0 | 1 | 1 | 2 | 2 | 0 | 0 | 2 | 1 | 0 |
| NJIT | | | | | | | | | | | | | |
| Yale | 4 | 0-2 | 0-0 | 0-0 | 1 | 1 | 2 | 2 | 0 | 0 | 0 | 0 | 0 |
| Cincinnati | | | | | | | | | | | | | |
| UCF | 18 | 3-4 | 0-0 | 0-0 | 0 | 6 | 6 | 2 | 0 | 0 | 1 | 1 | 6 |
| SMU | 11 | 2-4 | 0-0 | 1-2 | 4 | 3 | 7 | 1 | 0 | 1 | 0 | 0 | 5 |
| East Carolina | 5 | 0-2 | 0-0 | 0-0 | 0 | 0 | 0 | 3 | 0 | 1 | 0 | 0 | 0 |
| UConn | 7 | 3-3 | 0-0 | 0-0 | 0 | 0 | 0 | 0 | 0 | 1 | 0 | 0 | 6 |
| Tulsa | 4 | 0-0 | 0-0 | 0-0 | 0 | 0 | 0 | 3 | 0 | 0 | 0 | 0 | 0 |
| Cincinnati | | | | | | | | | | | | | |
| Memphis | | | | | | | | | | | | | |
| Houston | | | | | | | | | | | | | |
| Tulane | 7 | 0-1 | 0-0 | 0-0 | 0 | 1 | 1 | 0 | 0 | 0 | 2 | 0 | 0 |
| USF | 6 | 2-2 | 0-0 | 1-1 | 1 | 3 | 4 | 0 | 1 | 1 | 1 | 0 | 5 |
| SMU | | | | | | | | | | | | | |
| Memphis | | | | | | | | | | | | | |
| East Carolina | | | | | | | | | | | | | |
| UConn | | | | | | | | | | | | | |
| UCF | | | | | | | | | | | | | |
| Tulane | | | | | | | | | | | | | |
| USF | | | | | | | | | | | | | |

CAREER STATISTICS

| SEASON | GP-GS | MIN-AVG | FG-FGA | PCT | 3P-3PA | PCT | FT-FTA | PCT | OFF | DEF | TOT | AVG | PF-FO | A | TO | BLK | STL | PTS | AVG |
|---------|-------|---------|--------|------|--------|------|--------|------|-----|-----|-----|-----|-------|---|----|-----|-----|-----|-----|
| 2016-17 | 13-1 | 126-9.7 | 15-34 | .441 | 0-0 | .000 | 4-6 | .667 | 9 | 23 | 32 | 2.5 | 18-0 | 1 | 7 | 9 | 3 | 34 | 2.6 |
| TOTAL | 13-1 | 126-9.7 | 15-34 | .441 | 0-0 | .000 | 4-6 | .667 | 9 | 23 | 32 | 2.5 | 18-0 | 1 | 7 | 9 | 3 | 34 | 2.6 |



#32 AYAN NUNEZ DE CARVALHO

Redshirt Freshman | Guard | 6-5 | 200 | Parana, Argentina | Escuela Normal Superior

2016-17 NOTES:

» Saw first action as an Owl in a win vs. Manhattan (11/20), posting one rebound.

2015-16 NOTES:

» Took a redshirt year.

PRIOR TO TEMPLE:

» Averaged 10 points over seven games in the 2014 FIBA U17 World Championships held in Dubai as a member of the Argentina National Team.
» Graduated from Escuela Normal Superior Jose Maria Torres school.

SEASON HIGHS

Points:
Rebounds: 1 (2x, last at UCF, 12/31)
Assists: 1 at Villanova (12/13)
Steals: 1 at Villanova (12/13)
Blocks:
Minutes: 3 (2x, last at UCF, 12/31)

NUNEZ DE CARVALHO GAME-BY-GAME

| 2016-17 | MIN | FG-A | 3PT-A | FT-A | OR | DR | TR | F | A | TO | BL | S | PTS |
|----------------|-----|------|-------|------------------------|----|----|----|---|---|----|----|---|-----|
| La Salle | | | | DNP - Coaches Decision | | | | | | | | | |
| New Hampshire | | | | DNP - Coaches Decision | | | | | | | | | |
| UMass | | | | DNP - Coaches Decision | | | | | | | | | |
| Manhattan | 2 | 0-0 | 0-0 | 0-0 | 1 | 0 | 1 | 1 | 0 | 1 | 0 | 0 | 0 |
| Florida State | | | | DNP - Coaches Decision | | | | | | | | | |
| West Virginia | | | | DNP - Coaches Decision | | | | | | | | | |
| Saint Joseph's | | | | DNP - Coaches Decision | | | | | | | | | |
| Penn | | | | DNP - Coaches Decision | | | | | | | | | |
| G. Washington | | | | DNP - Coaches Decision | | | | | | | | | |
| DePaul | | | | DNP - Coaches Decision | | | | | | | | | |
| Villanova | 3 | 0-2 | 0-2 | 0-0 | 0 | 1 | 1 | 0 | 1 | 0 | 0 | 1 | 0 |
| NJIT | | | | DNP - Coaches Decision | | | | | | | | | |
| Yale | | | | DNP - Coaches Decision | | | | | | | | | |
| Cincinnati | | | | DNP - Coaches Decision | | | | | | | | | |
| UCF | 3 | 0-1 | 0-1 | 0-0 | 0 | 1 | 1 | 1 | 0 | 0 | 0 | 0 | 0 |
| SMU | | | | DNP - Coaches Decision | | | | | | | | | |
| East Carolina | | | | DNP - Coaches Decision | | | | | | | | | |
| UConn | | | | DNP - Coaches Decision | | | | | | | | | |
| Tulsa | | | | DNP - Coaches Decision | | | | | | | | | |
| Cincinnati | | | | DNP - Coaches Decision | | | | | | | | | |
| Memphis | | | | DNP - Coaches Decision | | | | | | | | | |
| Houston | | | | DNP - Coaches Decision | | | | | | | | | |
| Tulane | | | | DNP - Coaches Decision | | | | | | | | | |
| USF | | | | DNP - Coaches Decision | | | | | | | | | |
| SMU | | | | | | | | | | | | | |
| Memphis | | | | | | | | | | | | | |
| East Carolina | | | | | | | | | | | | | |
| UConn | | | | | | | | | | | | | |
| UCF | | | | | | | | | | | | | |
| Tulane | | | | | | | | | | | | | |
| USF | | | | | | | | | | | | | |

CAREER STATISTICS

| SEASON | GP-GS | MIN-AVG | FG-FGA | PCT | 3P-3PA | PCT | FT-FTA | PCT | OFF | DEF | TOT | AVG | PF-FO | A | TO | BLK | STL | PTS | AVG |
|---------|-------|---------|--------|------|--------|------|--------|------|-----|-----|-----|-----|-------|---|----|-----|-----|-----|-----|
| 2016-17 | 3-0 | 8-2.7 | 0-3 | .000 | 0-3 | .000 | 0-0 | .000 | 1 | 2 | 3 | 1.0 | 2-0 | 1 | 1 | 0 | 1 | 0 | 0.0 |
| TOTAL | 3-0 | 8-2.7 | 0-3 | .000 | 0-3 | .000 | 0-0 | .000 | 1 | 2 | 3 | 1.0 | 2-0 | 1 | 1 | 0 | 1 | 0 | 0.0 |



#22 MIKE ROBBINS

Senior | Guard | 6-4 | 190 | Wynnewood, Pa. | Lower Merion

2016-17 NOTES:

- » Injured right ankle in practice on Jan. 17, status is day-to-day.
- » Played a career-high 14 minutes at UCF (12/31), scoring two points and dishing a career-high three assists.
- » Posted career highs of eight points and three rebounds in a win vs. DePaul (12/10), making all three of his attempts from the field including a three-pointer.
- » Scored first points of the season (2) in a win vs. Manhattan (11/20), also recording two assists.
- » Played four minutes at UMass (11/17), posting one assist.
- » Saw first action of the season late in the first half vs. New Hampshire (11/14).

2015-16 NOTES:

- » Scored his first points of the season against Houston (1/2), hitting 2-of-3 at the free throw line in three minutes of action. Also recorded the first block of his career.
- » Suffered concussion during Nov. 28 practice and missed three games.
- » Played one minute against top-ranked North Carolina in season opener (11/13).

2014-15 NOTES:

- » Earned spot on team as a walk-on.
- » Played in eight games for total of 11 minutes.
- » Scored a season-high four points including hitting his only attempt from long range in win vs. USF (1/22).
- » Dished an assist and pulled down a rebound in two minutes of action at Cincinnati (1/17).
- » Recorded an assist and a steal in win at Delaware (12/18).

PRIOR TO TEMPLE

- » Three-year varsity player at Lower Merion High School and team co-captain as a senior.
- » Helped lead the Aces to a 28-4 record in his final season despite an injury that sidelined him for part of the year.
- » Scored 16 points in the state semifinals, shooting 8-of-9 from the field in a win over Cathedral Prep. Led his team in scoring in the title game, but the Aces fell short in a loss to Chester.

SEASON HIGHS

Points:8 vs. DePaul (12/10)
Rebounds:3 vs. DePaul (12/10)
Assists:3 at UCF (12/31)
Steals:
Blocks:1 (2x, last vs. DePaul, 12/10)
Minutes:14 at UCF (12/31)

CAREER HIGHS

Points:8 vs. DePaul (12/10/16)
Rebounds:3 vs. DePaul (12/10/16)
Assists:3 at UCF (12/31/16)
Steals:1 at Delaware (12/18/14)
Blocks:1 (3x, last vs. DePaul, 12/10/16)
Minutes:14 at UCF (12/31/16)

ROBBINS GAME-BY-GAME

| 2016-17 | MIN | FG-A | 3PT-A | FT-A | OR | DR | TR | F | A | TO | BL | S | PTS |
|----------------|-----|------|-------|------------------------|----|----|----|---|---|----|----|---|-----|
| La Salle | | | | DNP - Coaches Decision | | | | | | | | | |
| New Hampshire | 1 | 0-0 | 0-0 | 0-0 | 0 | 0 | 0 | 0 | 0 | 0 | 0 | 0 | 0 |
| UMass | 4 | 0-1 | 0-1 | 0-0 | 0 | 0 | 0 | 1 | 1 | 0 | 0 | 0 | 0 |
| Manhattan | 13 | 0-0 | 0-0 | 2-2 | 0 | 1 | 1 | 4 | 2 | 2 | 0 | 0 | 2 |
| Florida State | 6 | 0-0 | 0-0 | 0-1 | 0 | 0 | 0 | 0 | 0 | 0 | 1 | 0 | 0 |
| West Virginia | | | | DNP - Coaches Decision | | | | | | | | | |
| Saint Joseph's | | | | DNP - Coaches Decision | | | | | | | | | |
| Penn | 1 | 0-0 | 0-0 | 0-0 | 0 | 0 | 0 | 0 | 0 | 0 | 0 | 0 | 0 |
| G. Washington | | | | DNP - Coaches Decision | | | | | | | | | |
| DePaul | 13 | 3-3 | 1-1 | 1-2 | 1 | 2 | 3 | 1 | 0 | 1 | 1 | 0 | 8 |
| Villanova | 11 | 1-1 | 1-1 | 0-2 | 0 | 1 | 1 | 2 | 1 | 0 | 0 | 0 | 3 |
| NJIT | | | | DNP - Coaches Decision | | | | | | | | | |
| Yale | 2 | 0-0 | 0-0 | 0-0 | 0 | 0 | 0 | 0 | 0 | 0 | 0 | 0 | 0 |
| Cincinnati | 2 | 0-0 | 0-0 | 0-0 | 0 | 0 | 0 | 0 | 0 | 0 | 0 | 0 | 0 |
| UCF | 14 | 1-2 | 0-1 | 0-0 | 1 | 0 | 1 | 1 | 3 | 0 | 0 | 0 | 2 |
| SMU | 7 | 0-2 | 0-2 | 0-0 | 0 | 0 | 0 | 3 | 0 | 0 | 0 | 0 | 0 |
| East Carolina | | | | DNP - Coaches Decision | | | | | | | | | |
| UConn | | | | DNP - Coaches Decision | | | | | | | | | |
| Tulsa | | | | DNP - Coaches Decision | | | | | | | | | |
| Cincinnati | | | | DNP - Injured | | | | | | | | | |
| Memphis | | | | DNP - Injured | | | | | | | | | |
| Houston | | | | DNP - Injured | | | | | | | | | |
| Tulane | | | | DNP - Injured | | | | | | | | | |
| USF | | | | DNP - Injured | | | | | | | | | |
| SMU | | | | | | | | | | | | | |
| Memphis | | | | | | | | | | | | | |
| East Carolina | | | | | | | | | | | | | |
| UConn | | | | | | | | | | | | | |
| UCF | | | | | | | | | | | | | |
| Tulane | | | | | | | | | | | | | |
| USF | | | | | | | | | | | | | |

CAREER STATISTICS

| SEASON | GP-GS | MIN-AVG | FG-FGA | PCT | 3P-3PA | PCT | FT-FTA | PCT | OFF | DEF | TOT | AVG | PF-FO | A | TO | BLK | STL | PTS | AVG |
|---------|-------|---------|--------|------|--------|------|--------|------|-----|-----|-----|-----|-------|----|----|-----|-----|-----|-----|
| 2014-15 | 8-0 | 11-1.4 | 1-3 | .333 | 1-2 | .500 | 1-2 | .500 | 1 | 2 | 3 | 0.4 | 1-0 | 2 | 1 | 0 | 1 | 4 | 0.5 |
| 2015-16 | 6-0 | 7-1.2 | 0-1 | .000 | 0-0 | .000 | 2-3 | .667 | 0 | 0 | 0 | 0.0 | 0-0 | 1 | 1 | 1 | 0 | 2 | 0.3 |
| 2016-17 | 11-0 | 74-6.7 | 5-9 | .556 | 2-6 | .333 | 3-7 | .429 | 2 | 4 | 6 | 0.5 | 12-0 | 7 | 3 | 2 | 0 | 15 | 1.4 |
| TOTAL | 25-0 | 92-3.7 | 6-13 | .462 | 3-8 | .375 | 6-12 | .500 | 3 | 6 | 9 | 0.4 | 13-0 | 10 | 5 | 3 | 1 | 21 | 0.8 |



#13 QUINTON ROSE

Freshman | Guard | 6-8 | 185 | Rochester, N.Y. | Bishop Kearney

2016-17 NOTES:

- » Led Temple with 18 points in a win at Tulane (1/31), also tying for game-high honors with a career-high nine rebounds.
- » Scored 11 points off the bench at Houston (1/28), going 5-of-10 from the field while also dishing three assists and recording two steals.
- » Pulled down a game- and career-high eight rebounds in a win vs. Memphis (1/25), also dishing a game- and career-high five assists.
- » Scored 12 points on 5-of-7 FG shooting including 2-of-3 three-pointers at #20/20 Cincinnati (1/18).
- » Named the American's Rookie of the Week for a third time after back-to-back 14-point efforts at SMU (1/4) and vs. East Carolina (1/7).
- » Came off the bench for 14 points on 6-of-7 shooting in a win vs. East Carolina (1/7).
- » Scored 14 points at SMU (1/4) including 12 in a second-half comeback attempt, while also recording a game- and career-high five steals.

SEASON HIGHS

Points: 26 vs. Florida State (11/24)
Rebounds: 9 at Tulane (1/31)
Assists: 5 vs. Memphis (1/25)
Steals: 5 at SMU (1/4)
Blocks: 3 vs. Manhattan (11/20)
Minutes: 32 vs. Florida State (11/24)

- » Tied season high and led TU with seven rebounds at UCF (12/31), also scoring seven points and tying season-high with four steals.
- » Came off the bench for 11 points in a win vs. Yale (12/22), also grabbing six rebounds.
- » Recorded a season- and game-high four steals in a win vs. NJIT (12/17), also scoring eight points on 3-of-5 shooting from the field.
- » Hit 5-of-5 free throws en route to scoring 12 points off the bench in a win vs. DePaul (12/10).
- » Scored 14 points off the bench in a win at Saint Joseph's (11/30), making 5-of-7 FG's and 3-of-4 FT's.
- » Named the American Conference's Rookie of the Week for a second time on Nov. 28.
- » Led all scorers with a season-high 26 points in a come-from-behind win vs. #25 Florida State (11/24), hitting 12-of-15 free throws.
- » Scored 14 points in a win vs. Manhattan (11/20), hitting 5-of-5 from the field and 3-of-4 free throws. Also blocked a season-high three shots while dishing three assists and posting two steals.
- » Posted eight points, six rebounds and two steals at UMass (11/17).
- » Pulled down seven rebounds vs. New Hampshire (11/14).
- » Named the American Athletic Conference Rookie of the Week (11/14).
- » Came off the bench for 12 points in a season-opening overtime win vs. La Salle (11/11) in his debut as an Owl. Also grabbed three rebounds and blocked two shots in 26 minutes of action.

PRIOR TO TEMPLE:


- » Second Team All-State as a senior at Bishop Kearney High.
- » Averaged 23 points and 6 rebounds in helping Bishop Kearney advance to the Class AA sectional semifinals.
- » Blocked 10 shots in a game.
- » Three-time AGR (All-Greater Rochester) honoree.
- » Averaged 14.6 points over six games while playing with a group of other Americans 18 years old and younger known as USA Select at the Albert Schweitzer Tournament in Mannheim, Germany (Mar.-Apr. 2016).
- » As a junior he scored 15.4 points and averaged 7.0 rebounds and 7.0 assists per game.

ROSE GAME-BY-GAME

| 2016-17 | MIN | FG-A | 3PT-A | FT-A | OR | DR | TR | F | A | TO | BL | S | PTS |
|----------------|-----|------|-------|-------|----|----|----|---|---|----|----|---|-----|
| La Salle | 26 | 5-8 | 2-4 | 0-0 | 0 | 3 | 3 | 1 | 1 | 3 | 2 | 0 | 12 |
| New Hampshire | 25 | 2-5 | 0-1 | 1-1 | 2 | 5 | 7 | 3 | 1 | 3 | 1 | 1 | 5 |
| UMass | 30 | 3-9 | 1-4 | 1-2 | 1 | 5 | 6 | 0 | 1 | 3 | 0 | 2 | 8 |
| Manhattan | 27 | 5-5 | 1-1 | 3-4 | 0 | 2 | 2 | 2 | 3 | 2 | 3 | 2 | 14 |
| Florida State | 32 | 6-16 | 2-5 | 12-15 | 3 | 3 | 6 | 1 | 4 | 4 | 0 | 0 | 26 |
| West Virginia | 26 | 4-8 | 0-1 | 4-4 | 0 | 0 | 0 | 2 | 2 | 4 | 1 | 0 | 12 |
| Saint Joseph's | 24 | 5-7 | 1-3 | 3-4 | 2 | 4 | 6 | 3 | 3 | 1 | 1 | 0 | 14 |
| Penn | 13 | 3-6 | 0-0 | 0-0 | 1 | 2 | 3 | 3 | 1 | 1 | 0 | 1 | 6 |
| G. Washington | 12 | 1-4 | 0-1 | 0-2 | 0 | 1 | 1 | 0 | 0 | 1 | 0 | 0 | 2 |
| DePaul | 22 | 3-7 | 1-2 | 5-5 | 1 | 2 | 3 | 3 | 0 | 2 | 0 | 0 | 12 |
| Villanova | 23 | 3-9 | 0-1 | 1-2 | 0 | 1 | 1 | 2 | 0 | 4 | 0 | 1 | 7 |
| NJIT | 24 | 3-5 | 0-1 | 2-4 | 0 | 2 | 2 | 2 | 1 | 1 | 0 | 4 | 8 |
| Yale | 24 | 4-10 | 1-4 | 2-2 | 1 | 5 | 6 | 2 | 1 | 2 | 0 | 1 | 11 |
| Cincinnati | 15 | 0-5 | 0-1 | 4-4 | 1 | 1 | 2 | 1 | 1 | 0 | 0 | 1 | 4 |
| UCF | 24 | 3-14 | 0-3 | 1-2 | 2 | 5 | 7 | 2 | 4 | 1 | 0 | 4 | 7 |
| SMU | 28 | 6-11 | 0-3 | 2-4 | 0 | 1 | 1 | 4 | 1 | 1 | 0 | 5 | 14 |
| East Carolina | 18 | 6-7 | 1-1 | 1-1 | 1 | 3 | 4 | 2 | 1 | 2 | 0 | 2 | 14 |
| UConn | 21 | 0-5 | 0-2 | 1-4 | 1 | 1 | 2 | 1 | 3 | 1 | 0 | 1 | 1 |
| Tulsa | 16 | 0-5 | 0-1 | 3-6 | 0 | 0 | 0 | 3 | 2 | 1 | 0 | 0 | 3 |
| Cincinnati | 19 | 5-7 | 2-3 | 0-0 | 1 | 4 | 5 | 1 | 0 | 2 | 1 | 1 | 12 |
| Memphis | 23 | 1-3 | 0-1 | 3-4 | 1 | 7 | 8 | 3 | 5 | 2 | 0 | 1 | 5 |
| Houston | 22 | 5-10 | 0-3 | 1-2 | 0 | 3 | 3 | 4 | 3 | 3 | 0 | 2 | 11 |
| Tulane | 27 | 6-13 | 1-3 | 5-6 | 4 | 5 | 9 | 1 | 1 | 1 | 0 | 0 | 18 |
| USF | 15 | 2-2 | 0-0 | 0-0 | 0 | 2 | 2 | 4 | 1 | 2 | 0 | 1 | 4 |
| SMU | | | | | | | | | | | | | |
| Memphis | | | | | | | | | | | | | |
| East Carolina | | | | | | | | | | | | | |
| UConn | | | | | | | | | | | | | |
| UCF | | | | | | | | | | | | | |
| Tulane | | | | | | | | | | | | | |
| USF | | | | | | | | | | | | | |

CAREER STATISTICS

| SEASON | GP-GS | MIN-AVG | FG-FGA | PCT | 3P-3PA | PCT | FT-FTA | PCT | OFF | DEF | TOT | AVG | PF-FO | A | TO | BLK | STL | PTS | AVG |
|---------|-------|----------|--------|------|--------|------|--------|------|-----|-----|-----|-----|-------|----|----|-----|-----|-----|-----|
| 2016-17 | 24-0 | 536-22.3 | 81-181 | .448 | 13-49 | .265 | 55-78 | .705 | 22 | 67 | 89 | 3.7 | 50-0 | 40 | 47 | 9 | 30 | 230 | 9.6 |
| TOTAL | 24-0 | 536-22.3 | 81-181 | .448 | 13-49 | .265 | 55-78 | .705 | 22 | 67 | 89 | 3.7 | 50-0 | 40 | 47 | 9 | 30 | 230 | 9.6 |



#10 MARK WILLIAMS

Senior | Forward | 6-8 | 225 | Cleveland, Ohio | Montrose Christian

2016-17 NOTES:

- » Scored 13 points on 6-of-10 shooting in a win at Tulane (1/31).
- » Came off the bench for a season-high 15-point effort (6-6 FT's) in a win vs. Memphis (1/25), scoring 10 of those points in the final six minutes to help Temple seal the victory. Also tied his career high with four assists.
- » Recorded double figures in scoring in back-to-back games for the first time in his career vs. East Carolina (1/7) and at UConn (1/11). Scored 10 points off the bench at UConn, hitting 4-of-6 FG's including 2-of-3 three-point FG's.
- » Scored a season-high 13 points in a win vs. East Carolina (1/7) on 6-of-8 shooting from the field, also pulling down a season-high six rebounds.
- » Scored eight points on 3-of-6 shooting from the field in a win vs. NJIT

(12/17).

- » Earned first start of the season in a win vs. Manhattan (11/20), scoring eight points on 4-of-8 shooting from the field.
- » Scored 10 points off the bench in a season-opening overtime win vs. La Salle (11/11), hitting 5-of-5 free throws.

2015-16 NOTES:

- » Played in 31 games with one start.
- » Hit 4-of-5 from the field including a career best 3-of-3 three-pointers in the Owls' American Quarterfinal win vs. USF (3/11), finishing with 11 points.
- » Led the Owls to a narrow win at UCF (2/6), scoring a season-high 16 points on 7-of-10 shooting including 2-of-3 three-pointers
- » Put up nine points, seven rebounds, two assists and a steal in a season-high 17 minutes played in a win vs. Delaware State (12/19)

2014-15 NOTES:

- » Played in 31 games, starting nine times.
- » Averaged 3.5 points and 2.6 rebounds while playing 13.2 minutes per contest.
- » Started first eight games of the season with the other start coming in a win over East Carolina (2/14).
- » Opened season with 11 points while playing a career-high 36 minutes in win over American (11/14).
- » Followed that effort with career-high 10 rebounds (4 pts) in win over Louisiana Tech (11/17).
- » Grabbed nine boards against UNLV (11/22) at Barclays Center.
- » Scored a career-high 24 points, making 8-of-12 shots from the field and 6-of-7 FT's in a win over Penn (11/25).

2013-14 NOTES:

- » Played in 30 games, starting 11 times as a freshman.
- » Averaged 4.2 ppg and 3.9 rpg - the highest totals for a Temple reserve.
- » Started in four of the last six games and averaged 7.0 ppg and 4.8 rpg in those contests.
- » Scored a season-high 11 points vs. Kent State in his second collegiate game.

SEASON HIGHS

Points: 15 vs. Memphis (1/25)
Rebounds: 6 vs. East Carolina (1/7)
Assists: 4 vs. Memphis (1/25)
Steals: 2 at UConn (1/11)
Blocks: 1 (5x, last vs. USF, 2/5)
Minutes: 23 vs. La Salle (11/11)

CAREER HIGHS

Points: 24 vs. Penn (11/25/14)
Rebounds: 10 vs. Louisiana Tech (11/17/14)
Assists: 4 (2x, last vs. Memphis, 1/25)
Steals: 2 (2x, last at UConn, 1/11/17)
Blocks: 2 (three times)
Minutes: 36 vs. American (11/14/14)

WILLIAMS GAME-BY-GAME

| 2016-17 | MIN | FG-A | 3PT-A | FT-A | OR | DR | TR | F | A | TO | BL | S | PTS |
|----------------|-----|------|-------|------|----|----|----|---|---|----|----|---|-----|
| La Salle | 23 | 2-9 | 1-5 | 5-5 | 1 | 3 | 4 | 3 | 3 | 1 | 1 | 0 | 10 |
| New Hampshire | 13 | 0-5 | 0-1 | 0-2 | 2 | 1 | 3 | 0 | 1 | 1 | 0 | 0 | 0 |
| UMass | 15 | 0-6 | 0-3 | 0-0 | 0 | 4 | 4 | 2 | 2 | 0 | 0 | 0 | 0 |
| Manhattan | 15 | 4-8 | 0-1 | 0-0 | 0 | 2 | 2 | 4 | 2 | 1 | 1 | 0 | 8 |
| Florida State | 12 | 2-3 | 1-2 | 0-0 | 0 | 2 | 2 | 4 | 1 | 1 | 1 | 0 | 5 |
| West Virginia | 18 | 2-6 | 0-0 | 2-2 | 2 | 1 | 3 | 4 | 0 | 0 | 0 | 0 | 6 |
| Saint Joseph's | 11 | 2-3 | 0-1 | 0-0 | 0 | 2 | 2 | 3 | 0 | 1 | 0 | 0 | 4 |
| Penn | 12 | 1-4 | 0-2 | 1-2 | 0 | 1 | 1 | 2 | 0 | 1 | 0 | 0 | 3 |
| G. Washington | 16 | 2-4 | 0-0 | 1-2 | 1 | 1 | 2 | 2 | 3 | 1 | 0 | 1 | 5 |
| DePaul | 9 | 0-1 | 0-0 | 2-2 | 0 | 2 | 2 | 3 | 0 | 1 | 0 | 0 | 2 |
| Villanova | 3 | 0-2 | 0-1 | 0-0 | 0 | 0 | 0 | 1 | 0 | 2 | 0 | 0 | 0 |
| NJIT | 15 | 3-6 | 0-2 | 2-2 | 0 | 2 | 2 | 0 | 2 | 0 | 0 | 0 | 8 |
| Yale | 19 | 3-10 | 0-2 | 2-2 | 2 | 2 | 4 | 5 | 1 | 1 | 0 | 0 | 8 |
| Cincinnati | 13 | 0-2 | 0-1 | 0-0 | 2 | 2 | 4 | 1 | 0 | 2 | 0 | 0 | 0 |
| UCF | 13 | 1-6 | 0-3 | 0-0 | 0 | 2 | 2 | 3 | 0 | 0 | 1 | 0 | 2 |
| SMU | 7 | 0-1 | 0-1 | 0-0 | 0 | 0 | 0 | 1 | 0 | 2 | 0 | 0 | 0 |
| East Carolina | 17 | 6-8 | 1-1 | 0-0 | 1 | 5 | 6 | 1 | 1 | 2 | 0 | 0 | 13 |
| UConn | 20 | 4-6 | 2-3 | 0-0 | 0 | 2 | 2 | 3 | 0 | 2 | 0 | 2 | 10 |
| Tulsa | 15 | 2-4 | 0-0 | 1-2 | 1 | 4 | 5 | 1 | 1 | 1 | 0 | 0 | 5 |
| Cincinnati | 18 | 3-6 | 1-4 | 0-0 | 0 | 2 | 2 | 3 | 1 | 1 | 0 | 0 | 7 |
| Memphis | 22 | 4-9 | 1-3 | 6-6 | 1 | 3 | 4 | 4 | 4 | 0 | 0 | 0 | 15 |
| Houston | 21 | 4-10 | 0-4 | 0-0 | 1 | 2 | 3 | 4 | 1 | 1 | 1 | 0 | 8 |
| Tulane | 22 | 6-10 | 1-3 | 0-1 | 0 | 2 | 2 | 3 | 1 | 3 | 0 | 0 | 13 |
| USF | 13 | 2-4 | 0-0 | 0-0 | 0 | 2 | 2 | 3 | 2 | 1 | 1 | 0 | 4 |
| SMU | | | | | | | | | | | | | |
| Memphis | | | | | | | | | | | | | |
| East Carolina | | | | | | | | | | | | | |
| UConn | | | | | | | | | | | | | |
| UCF | | | | | | | | | | | | | |
| Tulane | | | | | | | | | | | | | |
| USF | | | | | | | | | | | | | |

CAREER STATISTICS

| SEASON | GP-GS | MIN-AVG | FG-FGA | PCT | 3P-3PA | PCT | FT-FTA | PCT | OFF | DEF | TOT | AVG | PF-FO | A | TO | BLK | STL | PTS | AVG |
|---------|--------|-----------|---------|------|--------|------|--------|------|-----|-----|-----|-----|-------|----|-----|-----|-----|-----|-----|
| 2013-14 | 30-11 | 563-18.8 | 43-136 | .316 | 10-43 | .233 | 29-43 | .674 | 61 | 55 | 116 | 3.9 | 74-2 | 29 | 29 | 9 | 9 | 125 | 4.2 |
| 2014-15 | 31-9 | 410-13.2 | 37-114 | .325 | 12-43 | .279 | 23-37 | .622 | 27 | 55 | 82 | 2.6 | 48-0 | 22 | 28 | 5 | 2 | 109 | 3.5 |
| 2015-16 | 31-1 | 293-9.5 | 42-96 | .438 | 11-34 | .324 | 17-25 | .680 | 24 | 30 | 54 | 1.7 | 43-0 | 18 | 19 | 4 | 1 | 112 | 3.6 |
| 2016-17 | 24-3 | 362-15.1 | 53-133 | .398 | 8-43 | .186 | 22-28 | .786 | 14 | 49 | 63 | 2.6 | 60-1 | 26 | 26 | 6 | 3 | 136 | 5.7 |
| TOTAL | 116-24 | 1628-14.0 | 175-479 | .365 | 41-163 | .252 | 91-133 | .684 | 126 | 189 | 315 | 2.7 | 225-3 | 95 | 102 | 24 | 15 | 482 | 4.2 |

2016-17 TEMPLE MEN'S BASKETBALL BOX SCORES



Official Basketball Box Score -- Game Totals -- Final Statistics La Salle vs Temple 11/11/16 7:00pm at Philadelphia, Pa. (Liacouras Center)



La Salle 92 • 0-1, 0-1 Big 5

| # | Player | Total | | 3-Ptr | | Rebounds | | | PF | TP | A TO Blk Stl | | | | | Min |
|----------------------|------------------|--------|-----------------|--------|--------|----------|-----|--------|-------------|----|--------------|----------|---|---|-----|-----|
| | | FG-FGA | FG-FGA | FT-FTA | FT-FTA | Off | Def | Tot | | | | | | | | |
| 05 | WASHINGTON, Tony | c | 2-5 | 0-0 | 0-0 | 1 | 4 | 5 | 5 | 4 | 0 | 2 | 2 | 0 | 0 | 22 |
| 00 | POWELL, Pookie | f | 6-14 | 0-3 | 5-5 | 0 | 7 | 7 | 2 | 17 | 4 | 2 | 0 | 2 | 0 | 40 |
| 03 | ROBERTS, Cleon | g | 0-1 | 0-0 | 0-0 | 0 | 0 | 0 | 1 | 0 | 0 | 0 | 0 | 0 | 0 | 4 |
| 10 | DEAS, Isiah | g | 4-7 | 3-5 | 1-2 | 1 | 6 | 7 | 3 | 12 | 2 | 0 | 0 | 0 | 0 | 29 |
| 13 | PHIRI, Saul | g | 0-2 | 0-2 | 0-0 | 0 | 1 | 1 | 2 | 0 | 1 | 0 | 1 | 0 | 1 | 11 |
| 02 | STUKES, Amar | g | 1-5 | 0-1 | 4-4 | 0 | 2 | 2 | 5 | 6 | 3 | 1 | 0 | 1 | 0 | 23 |
| 12 | SAKHNIUK, Yevgen | | 0-3 | 0-0 | 0-0 | 0 | 0 | 0 | 0 | 0 | 1 | 0 | 0 | 0 | 0 | 6 |
| 20 | JOHNSON, B.J. | | 8-16 | 3-8 | 4-5 | 3 | 5 | 8 | 4 | 23 | 1 | 3 | 3 | 2 | 0 | 40- |
| 21 | PRICE, Jordan | | 6-13 | 3-9 | 7-8 | 0 | 2 | 2 | 0 | 22 | 1 | 1 | 0 | 0 | 0 | 36 |
| 24 | HENRY, Demetrius | | 3-5 | 0-0 | 2-3 | 0 | 2 | 2 | 5 | 8 | 1 | 0 | 1 | 0 | 0 | 14 |
| Team | | | | | | 1 | 0 | 1 | | | | | | | | |
| Totals | | | 30-71 | 9-28 | 23-27 | 6 | 29 | 35 | 27 | 92 | 14 | 9 | 7 | 5 | 225 | |
| FG % 1st Half: 15-34 | | 44.1% | 2nd half: 12-29 | | 41.4% | OT: 3-8 | | 37.5% | Game: 30-71 | | 42.3% | Deadball | | | | |
| 3FG % 1st Half: 4-13 | | 30.8% | 2nd half: 4-14 | | 28.6% | OT: 1-1 | | 100.0% | Game: 9-28 | | 32.1% | Rebounds | | | | |
| FT % 1st Half: 5-6 | | 83.3% | 2nd half: 14-15 | | 93.3% | OT: 4-6 | | 66.7% | Game: 23-27 | | 85.2% | 1,1 | | | | |

Temple 97 • 1-0, 1-0 Big 5

| # | Player | Total | | 3-Ptr | | Rebounds | | | PF | TP | A TO Blk Stl | | | | | Min |
|----------------------|--------------------|--------|-----------------|--------|--------|----------|-----|-------|-------------|----|--------------|----------|---|---|-----|-----|
| | | FG-FGA | FG-FGA | FT-FTA | FT-FTA | Off | Def | Tot | | | | | | | | |
| 00 | ENECHIONYIA, Obi | f | 8-14 | 2-3 | 2-3 | 3 | 11 | 14 | 4 | 20 | 0 | 2 | 4 | 0 | 0 | 40 |
| 24 | AFLAKPUI, Ernest | c | 6-8 | 0-0 | 0-2 | 3 | 7 | 10 | 4 | 12 | 1 | 1 | 0 | 2 | 0 | 24 |
| 02 | MOORE II, Alani | g | 2-6 | 1-3 | 3-6 | 0 | 2 | 2 | 2 | 8 | 1 | 0 | 0 | 0 | 0 | 30 |
| 03 | ALSTON, JR., Shizz | g | 4-13 | 0-5 | 6-10 | 0 | 6 | 6 | 0 | 14 | 6 | 0 | 2 | 3 | 0 | 39 |
| 04 | DINGLE, Daniel | g | 7-11 | 3-4 | 4-5 | 0 | 4 | 4 | 4 | 21 | 5 | 3 | 0 | 3 | 0 | 43 |
| 10 | WILLIAMS, Mark | | 2-9 | 1-5 | 5-5 | 1 | 3 | 4 | 3 | 10 | 3 | 1 | 1 | 0 | 0 | 23 |
| 13 | ROSE, Quinton | | 5-8 | 2-4 | 0-0 | 0 | 3 | 3 | 1 | 12 | 1 | 3 | 2 | 0 | 0 | 26 |
| Team | | | | | | 2 | 2 | 4 | | | | | | | | |
| Totals | | | 34-69 | 9-24 | 20-31 | 9 | 38 | 47 | 18 | 97 | 17 | 11 | 9 | 8 | 225 | |
| FG % 1st Half: 17-36 | | 47.2% | 2nd half: 13-27 | | 48.1% | OT: 4-6 | | 66.7% | Game: 34-69 | | 49.3% | Deadball | | | | |
| 3FG % 1st Half: 4-15 | | 26.7% | 2nd half: 5-8 | | 62.5% | OT: 0-1 | | 0.0% | Game: 9-24 | | 37.5% | Rebounds | | | | |
| FT % 1st Half: 4-6 | | 66.7% | 2nd half: 8-13 | | 61.5% | OT: 8-12 | | 66.7% | Game: 20-31 | | 64.5% | 7 | | | | |

Officials: Rick Crawford, Garrick Shannon, Marc Ellard

Technical fouls: La Salle-None. Temple-None.

Attendance: 7768

| Score by periods | 1st | 2nd | OT | Total |
|------------------|-----|-----|----|-------|
| La Salle | 39 | 42 | 11 | 92 |
| Temple | 42 | 39 | 16 | 97 |

Last FG - LAS OT-00:01, TU OT-01:33.

Largest lead - LAS by 3 1st-05:36, TU by 10 2nd-07:38.

LAS led for 02:51. TU led for 39:29. Game was tied for 02:32.

| Points | In | Off | 2nd | Fast | Bench |
|--------|----|-----|-----|------|-------|
| LAS | 32 | 10 | 4 | 3 | 59 |
| TU | 40 | 15 | 9 | 11 | 22 |

Score tied - 4 times.
Lead changed - 8 times.



Official Basketball Box Score -- Game Totals -- Final Statistics New Hampshire vs Temple 11/14/16 7:02pm at Philadelphia, Pa. (Liacouras Center)



New Hampshire 57 • 2-0

| # | Player | Total | | 3-Ptr | | Rebounds | | | PF | TP | A TO Blk Stl | | | | | Min |
|----------------------|-----------------|--------|----------------|--------|--------|-------------|-----|-------|----------|----|--------------|---|---|---|-----|-----|
| | | FG-FGA | FG-FGA | FT-FTA | FT-FTA | Off | Def | Tot | | | | | | | | |
| 21 | Tanner Leissner | f | 4-14 | 1-4 | 3-4 | 0 | 8 | 8 | 4 | 12 | 2 | 1 | 0 | 0 | 0 | 39 |
| 22 | David Watkins | f | 5-8 | 5-7 | 0-0 | 2 | 2 | 4 | 4 | 15 | 0 | 1 | 0 | 0 | 0 | 19 |
| 00 | Jaleen Smith | g | 2-7 | 1-4 | 2-2 | 0 | 10 | 10 | 1 | 7 | 2 | 2 | 1 | 2 | 0 | 40 |
| 05 | Daniel Dion | g | 4-13 | 2-7 | 2-2 | 1 | 5 | 6 | 0 | 12 | 2 | 0 | 0 | 0 | 0 | 37 |
| 11 | Jordan Reed | g | 1-5 | 1-5 | 0-0 | 0 | 1 | 1 | 0 | 3 | 5 | 1 | 0 | 2 | 0 | 23 |
| 04 | Keon Burns | | 1-4 | 0-0 | 0-0 | 0 | 3 | 3 | 0 | 2 | 1 | 1 | 0 | 0 | 0 | 20 |
| 12 | Iba Camara | | 3-6 | 0-0 | 0-0 | 1 | 5 | 6 | 3 | 6 | 1 | 3 | 1 | 0 | 0 | 22 |
| Team | | | | | | 1 | 1 | 2 | | | | | | | | |
| Totals | | | 20-57 | 10-30 | 7-8 | 5 | 35 | 40 | 12 | 57 | 13 | 9 | 2 | 4 | 200 | |
| FG % 1st Half: 11-32 | | 34.4% | 2nd half: 9-25 | | 36.0% | Game: 20-57 | | 35.1% | Deadball | | | | | | | |
| 3FG % 1st Half: 7-18 | | 38.9% | 2nd half: 3-12 | | 25.0% | Game: 10-30 | | 33.3% | Rebounds | | | | | | | |
| FT % 1st Half: 1-1 | | 100.0% | 2nd half: 6-7 | | 85.7% | Game: 7-8 | | 87.5% | 0 | | | | | | | |

Temple 52 • 1-1

| # | Player | Total | | 3-Ptr | | Rebounds | | | PF | TP | A TO Blk Stl | | | | | Min |
|----------------------|--------------------|--------|-----------------|--------|--------|-------------|-----|-------|----------|----|--------------|---|---|---|-----|-----|
| | | FG-FGA | FG-FGA | FT-FTA | FT-FTA | Off | Def | Tot | | | | | | | | |
| 00 | ENECHIONYIA, Obi | f | 8-17 | 1-4 | 3-4 | 1 | 6 | 7 | 4 | 20 | 1 | 0 | 2 | 0 | 0 | 34 |
| 24 | AFLAKPUI, Ernest | c | 1-4 | 0-0 | 2-2 | 2 | 6 | 8 | 1 | 4 | 1 | 0 | 2 | 0 | 0 | 21 |
| 02 | MOORE II, Alani | g | 1-6 | 1-4 | 0-0 | 1 | 2 | 3 | 2 | 3 | 1 | 0 | 0 | 0 | 0 | 34 |
| 03 | ALSTON, JR., Shizz | g | 3-16 | 1-10 | 0-0 | 0 | 4 | 4 | 3 | 7 | 4 | 1 | 0 | 3 | 0 | 38 |
| 04 | DINGLE, Daniel | g | 5-13 | 3-7 | 0-0 | 2 | 4 | 6 | 1 | 13 | 2 | 2 | 1 | 0 | 0 | 34 |
| 10 | WILLIAMS, Mark | | 0-5 | 0-1 | 0-2 | 2 | 1 | 3 | 0 | 0 | 1 | 1 | 0 | 0 | 0 | 13 |
| 13 | ROSE, Quinton | | 2-5 | 0-1 | 1-1 | 2 | 5 | 7 | 3 | 5 | 1 | 3 | 1 | 1 | 0 | 25 |
| 22 | ROBBINS, Mike | | 0-0 | 0-0 | 0-0 | 0 | 0 | 0 | 0 | 0 | 0 | 0 | 0 | 0 | 0 | 1 |
| Team | | | | | | 2 | 5 | 7 | | | | | | | | |
| Totals | | | 20-66 | 6-27 | 6-9 | 12 | 33 | 45 | 14 | 52 | 11 | 7 | 6 | 4 | 200 | |
| FG % 1st Half: 9-34 | | 26.5% | 2nd half: 11-32 | | 34.4% | Game: 20-66 | | 30.3% | Deadball | | | | | | | |
| 3FG % 1st Half: 2-14 | | 14.3% | 2nd half: 4-13 | | 30.8% | Game: 6-27 | | 22.2% | Rebounds | | | | | | | |
| FT % 1st Half: 4-6 | | 66.7% | 2nd half: 2-3 | | 66.7% | Game: 6-9 | | 66.7% | 2 | | | | | | | |

Officials: Doug Shows, Joe Lindsay, Terry Wymer

Technical fouls: New Hampshire-None. Temple-None.

Attendance: 4893

| Score by periods | 1st | 2nd | Total |
|------------------|-----|-----|-------|
| New Hampshire | 30 | 27 | 57 |
| Temple | 24 | 28 | 52 |

| Points | In | Off | 2nd | Fast | Bench |
|--------|----|-----|-----|------|-------|
| UNH | 16 | 6 | 3 | 3 | 8 |
| TU | 10 | 7 | 10 | 2 | 5 |

Last FG - UNH 2nd-01:21, TU 2nd-01:47.

Largest lead - UNH by 10 2nd-16:58, TU by 2 1st-19:47.

UNH led for 36:50. TU led for 02:31. Game was tied for 00:38.

Score tied - 1 time.
Lead changed - 7 times.



Official Basketball Box Score -- Game Totals -- Final Statistics Temple vs Massachusetts 11/17/16 7:00 PM at Mullins Center, Amherst, MA



Temple 67 • 1-2

| # | Player | | Total | | | 3-Ptr | | | Rebounds | | | PF | TP | A | | | | Blk | Stl | Min |
|-----------------|--------------------|---|--------|--------|-----------|--------|--------|-------|----------|-------|-------|----------|----|----|----|-----|----|-----|-----|-----|
| | | | FG-FGA | FG-FGA | FT-FTA | FG-FGA | FT-FTA | Off | Def | Tot | TO | | | TO | TO | TO | TO | | | |
| 00 | ENECHIONYIA, Obi | f | 8-17 | 5-10 | 5-7 | 2 | 4 | 6 | 2 | 26 | 1 | 1 | 1 | 1 | 1 | 1 | 1 | 34 | | |
| 24 | AFLAKPUI, Ernest | c | 4-8 | 0-0 | 0-2 | 4 | 4 | 8 | 4 | 8 | 0 | 2 | 1 | 0 | 0 | 0 | 0 | 15 | | |
| 02 | MOORE II, Alani | g | 2-3 | 1-2 | 0-0 | 0 | 0 | 0 | 3 | 5 | 1 | 1 | 0 | 1 | 0 | 1 | 23 | | | |
| 03 | ALSTON, JR., Shizz | g | 4-11 | 1-3 | 0-2 | 0 | 3 | 3 | 1 | 9 | 6 | 1 | 0 | 4 | 0 | 4 | 37 | | | |
| 04 | DINGLE, Daniel | g | 2-10 | 0-3 | 1-3 | 2 | 1 | 3 | 1 | 5 | 6 | 3 | 2 | 0 | 0 | 0 | 36 | | | |
| 10 | WILLIAMS, Mark | | 0-6 | 0-3 | 0-0 | 0 | 4 | 4 | 2 | 0 | 2 | 0 | 0 | 0 | 0 | 0 | 15 | | | |
| 13 | ROSE, Quinton | | 3-9 | 1-4 | 1-2 | 1 | 5 | 6 | 0 | 8 | 1 | 3 | 0 | 2 | 30 | 0 | 15 | | | |
| 22 | ROBBINS, Mike | | 0-1 | 0-1 | 0-0 | 0 | 0 | 0 | 1 | 0 | 1 | 0 | 0 | 0 | 0 | 0 | 4 | | | |
| 23 | MOORE, Damion | | 3-3 | 0-0 | 0-0 | 0 | 0 | 0 | 2 | 6 | 0 | 0 | 0 | 0 | 0 | 0 | 6 | | | |
| Team | | | | | | 4 | 0 | 4 | | | | | | | | | | | | |
| Totals | | | | 26-68 | 8-26 | 7-16 | 13 | 21 | 34 | 16 | 67 | 18 | 11 | 4 | 8 | 200 | | | | |
| FG % 1st Half: | | | 15-32 | 46.9% | 2nd half: | 11-36 | 30.6% | Game: | | 26-68 | 38.2% | Deadball | | | | | | | | |
| 3FG % 1st Half: | | | 4-11 | 36.4% | 2nd half: | 4-15 | 26.7% | Game: | | 8-26 | 30.8% | Rebounds | | | | | | | | |
| FT % 1st Half: | | | 0-5 | 0.0% | 2nd half: | 7-13 | 63.6% | Game: | | 7-16 | 43.8% | 5 | | | | | | | | |

2016-17 TEMPLE MEN'S BASKETBALL BOX SCORES



Official Basketball Box Score -- Game Totals -- Final Statistics
Temple vs Florida State
 11/24/16 12:30 p.m. at Barclays Center (Brooklyn, NY)



Temple 89 • 3-2

| # | Player | Total | | 3-Ptr | | Rebounds | | | PF | TP | A | TO | Blk | Stl | Min |
|--------|--------------------|--------|--------|--------|--------|----------|-----|-----|----|----|----|----|-----|-----|-----|
| | | FG-FGA | FG-FGA | FT-FTA | FT-FTA | Off | Def | Tot | | | | | | | |
| 00 | ENECHIONYIA, Obi | f | 7-13 | 2-3 | 0-0 | 4 | 4 | 8 | 0 | 16 | 1 | 1 | 6 | 0 | 40 |
| 10 | WILLIAMS, Mark | f | 2-3 | 1-2 | 0-0 | 0 | 2 | 2 | 4 | 5 | 1 | 1 | 1 | 0 | 12 |
| 02 | MOORE II, Alani | g | 3-5 | 2-3 | 0-0 | 2 | 1 | 3 | 2 | 8 | 1 | 1 | 0 | 2 | 28 |
| 03 | ALSTON, JR., Shizz | g | 7-15 | 4-8 | 4-4 | 0 | 2 | 2 | 3 | 22 | 4 | 0 | 0 | 3 | 38 |
| 04 | DINGLE, Daniel | g | 2-6 | 0-0 | 1-2 | 1 | 5 | 6 | 4 | 5 | 1 | 3 | 0 | 0 | 26 |
| 13 | ROSE, Quinton | g | 6-16 | 2-5 | 12-15 | 3 | 3 | 6 | 1 | 26 | 4 | 4 | 0 | 0 | 32 |
| 22 | ROBBINS, Mike | g | 0-0 | 0-0 | 0-1 | 0 | 0 | 0 | 0 | 0 | 0 | 1 | 0 | 0 | 6 |
| 24 | AFLAKPUI, Ernest | g | 2-4 | 0-0 | 3-5 | 4 | 1 | 5 | 4 | 7 | 0 | 2 | 1 | 0 | 18 |
| Team | | | | | | 3 | 1 | 4 | | | | | | | |
| Totals | | | 29-62 | 11-21 | 20-27 | 17 | 19 | 36 | 18 | 89 | 12 | 12 | 9 | 5 | 200 |

FG % 1st Half: 12-30 40.0% 2nd half: 17-32 53.1% Game: 29-62 46.8%
 3FG % 1st Half: 3-7 42.9% 2nd half: 8-14 57.1% Game: 11-21 52.4%
 FT % 1st Half: 4-9 44.4% 2nd half: 16-18 88.9% Game: 20-27 74.1%

Florida State 86 • 4-1

| # | Player | Total | | 3-Ptr | | Rebounds | | | PF | TP | A | TO | Blk | Stl | Min |
|--------|----------------------|--------|--------|--------|--------|----------|-----|-----|----|----|----|----|-----|-----|-----|
| | | FG-FGA | FG-FGA | FT-FTA | FT-FTA | Off | Def | Tot | | | | | | | |
| 01 | ISAAC, Jonathan | f | 7-12 | 2-5 | 3-4 | 1 | 6 | 7 | 0 | 19 | 3 | 0 | 2 | 1 | 27 |
| 50 | OJO, Michael | f | 2-2 | 0-0 | 2-2 | 2 | 2 | 4 | 1 | 6 | 1 | 1 | 1 | 0 | 10 |
| 04 | BACON, Dwayne | g | 9-12 | 3-4 | 1-3 | 0 | 2 | 2 | 3 | 22 | 1 | 2 | 0 | 2 | 27 |
| 14 | MANN, Terance | g | 4-8 | 0-0 | 2-2 | 1 | 4 | 5 | 5 | 10 | 3 | 0 | 1 | 1 | 30 |
| 22 | RATHAN-MAYES, Xavier | g | 4-10 | 1-5 | 2-3 | 1 | 0 | 1 | 3 | 11 | 6 | 1 | 0 | 0 | 29 |
| 00 | COFER, Phil | g | 2-6 | 1-1 | 0-0 | 1 | 1 | 2 | 1 | 5 | 0 | 2 | 0 | 0 | 22 |
| 02 | WALKER, CJ | g | 3-5 | 1-2 | 0-0 | 1 | 1 | 2 | 2 | 7 | 1 | 0 | 0 | 1 | 6 |
| 03 | FORREST, Trent | g | 1-2 | 0-0 | 2-4 | 0 | 1 | 1 | 2 | 4 | 0 | 4 | 1 | 0 | 18 |
| 11 | ANGOLA-RODAS, Braian | g | 0-1 | 0-1 | 0-0 | 0 | 0 | 0 | 2 | 0 | 1 | 1 | 0 | 0 | 8 |
| 21 | KOUMADJE, Christ | g | 1-1 | 0-0 | 0-0 | 0 | 0 | 0 | 1 | 2 | 0 | 0 | 0 | 0 | 7 |
| 23 | SMITH, Jarquez | g | 0-1 | 0-0 | 0-0 | 0 | 1 | 1 | 2 | 0 | 1 | 2 | 0 | 0 | 16 |
| Team | | | | | | 4 | 1 | 5 | | | | | | | |
| Totals | | | 33-60 | 8-18 | 12-18 | 11 | 19 | 30 | 22 | 86 | 17 | 13 | 5 | 5 | 200 |

FG % 1st Half: 15-29 51.7% 2nd half: 18-31 58.1% Game: 33-60 55.0%
 3FG % 1st Half: 3-9 33.3% 2nd half: 5-9 55.6% Game: 8-18 44.4%
 FT % 1st Half: 8-11 72.7% 2nd half: 4-7 57.1% Game: 12-18 66.7%

Officials: Ed Corbett, Jeff Anderson, Bo Boroski
 Technical fouls: Temple-None. Florida State-None.
 Attendance: 2451
 2016 NIT Season Tip-Off - Game 1

| Score by periods | 1st | 2nd | Total |
|------------------|-----|-----|-------|
| Temple | 31 | 58 | 89 |
| Florida State | 41 | 45 | 86 |

Last FG - TU 2nd-02:10, FS 2nd-01:20.
 Largest lead - TU by 5 2nd-03:17, FS by 18 2nd-13:29.
 TU led for 05:41, FS led for 33:28. Game was tied for 00:16.

Score tied - 2 times.
 Lead changed - 9 times.

| Points | In | Off | 2nd | Fast | Bench |
|--------|----|-----|-----|------|-------|
| TU | 26 | 20 | 18 | 4 | 33 |
| FS | 38 | 14 | 15 | 9 | 18 |



Official Basketball Box Score -- Game Totals -- Final Statistics
Temple vs West Virginia
 11/25/16 at Barclays Center (Brooklyn, NY)



Temple 81 • 4-2

| # | Player | Total | | 3-Ptr | | Rebounds | | | PF | TP | A | TO | Blk | Stl | Min |
|--------|--------------------|--------|--------|--------|--------|----------|-----|-----|----|----|----|----|-----|-----|-----|
| | | FG-FGA | FG-FGA | FT-FTA | FT-FTA | Off | Def | Tot | | | | | | | |
| 00 | ENECHIONYIA, Obi | f | 8-13 | 5-7 | 1-2 | 1 | 11 | 12 | 3 | 22 | 2 | 2 | 5 | 1 | 38 |
| 10 | WILLIAMS, Mark | f | 2-6 | 0-0 | 2-2 | 2 | 1 | 3 | 4 | 6 | 0 | 0 | 0 | 0 | 18 |
| 02 | MOORE II, Alani | g | 4-10 | 2-5 | 8-8 | 1 | 2 | 3 | 0 | 18 | 3 | 3 | 1 | 2 | 37 |
| 03 | ALSTON, JR., Shizz | g | 2-6 | 0-1 | 4-4 | 0 | 3 | 3 | 4 | 8 | 6 | 2 | 2 | 3 | 31 |
| 04 | DINGLE, Daniel | g | 5-9 | 3-5 | 2-4 | 1 | 4 | 5 | 3 | 15 | 3 | 8 | 1 | 1 | 37 |
| 13 | ROSE, Quinton | g | 4-8 | 0-1 | 4-4 | 0 | 0 | 0 | 2 | 12 | 2 | 4 | 1 | 0 | 26 |
| 24 | AFLAKPUI, Ernest | g | 0-0 | 0-0 | 0-0 | 0 | 0 | 0 | 0 | 0 | 0 | 0 | 0 | 0 | 13 |
| Team | | | | | | 3 | 0 | 3 | | | | | | | |
| Totals | | | 25-52 | 10-19 | 21-24 | 10 | 23 | 33 | 16 | 81 | 16 | 19 | 10 | 7 | 200 |

FG % 1st Half: 16-29 55.2% 2nd half: 9-23 39.1% Game: 25-52 48.1%
 3FG % 1st Half: 6-9 66.7% 2nd half: 4-10 40.0% Game: 10-19 52.6%
 FT % 1st Half: 7-8 87.5% 2nd half: 14-16 87.5% Game: 21-24 87.5%

West Virginia 77 • 4-1

| # | Player | Total | | 3-Ptr | | Rebounds | | | PF | TP | A | TO | Blk | Stl | Min |
|--------|-------------------|--------|--------|--------|--------|----------|-----|-----|----|----|----|----|-----|-----|-----|
| | | FG-FGA | FG-FGA | FT-FTA | FT-FTA | Off | Def | Tot | | | | | | | |
| 11 | ADRIAN, Nathan | f | 4-13 | 1-6 | 4-6 | 5 | 2 | 7 | 4 | 13 | 4 | 3 | 0 | 2 | 32 |
| 23 | AHMAD, Esa | f | 8-13 | 1-2 | 2-4 | 3 | 3 | 6 | 4 | 19 | 3 | 2 | 1 | 1 | 30 |
| 45 | MACON, Elijah | f | 1-3 | 0-0 | 2-2 | 0 | 3 | 3 | 0 | 4 | 1 | 1 | 0 | 1 | 12 |
| 02 | CARTER, Jevon | g | 2-7 | 2-4 | 0-0 | 1 | 3 | 4 | 6 | 2 | 2 | 0 | 2 | 2 | 24 |
| 12 | PHILLIP, Tarik | g | 4-9 | 2-3 | 3-4 | 2 | 1 | 3 | 2 | 13 | 1 | 0 | 0 | 0 | 29 |
| 00 | MYERS, Teyvon | g | 7-11 | 1-1 | 0-0 | 1 | 0 | 1 | 3 | 15 | 0 | 3 | 0 | 0 | 22 |
| 04 | MILES JR., Daxter | g | 1-4 | 1-3 | 0-1 | 1 | 1 | 2 | 2 | 3 | 3 | 1 | 0 | 1 | 20 |
| 15 | WEST, Lamont | g | 0-3 | 0-1 | 0-0 | 1 | 0 | 1 | 1 | 0 | 0 | 0 | 0 | 0 | 6 |
| 20 | WATKINS, Brandon | g | 2-4 | 0-0 | 0-1 | 1 | 2 | 3 | 0 | 4 | 0 | 1 | 0 | 1 | 22 |
| 50 | KONATE, Sagaba | g | 0-0 | 0-0 | 0-0 | 0 | 0 | 0 | 2 | 0 | 1 | 0 | 0 | 0 | 3 |
| Team | | | | | | 5 | 3 | 8 | 1 | | | | | | |
| Totals | | | 29-67 | 8-20 | 11-18 | 20 | 18 | 38 | 23 | 77 | 14 | 16 | 1 | 8 | 200 |

FG % 1st Half: 10-31 32.3% 2nd half: 19-36 52.8% Game: 29-67 43.3%
 3FG % 1st Half: 3-11 27.3% 2nd half: 5-9 55.6% Game: 8-20 40.0%
 FT % 1st Half: 2-3 66.7% 2nd half: 9-15 60.0% Game: 11-18 61.1%

Officials: Ed Corbett, Pat Driscoll, Lamar Simpson
 Technical fouls: Temple-None. West Virginia-TEAM.
 Attendance: 3713
 2016 NIT Season Tip-Off Championship Game
 2016 NIT Season Tip-Off Most Outstanding Player: Obi Enechionya (TU)
 All-Tournament Team: Malcolm Hill (UI), Dwayne Bacon (FSU), Esa Ahmad (WVU), Daniel Dingle (TU)

| Score by periods | 1st | 2nd | Total |
|------------------|-----|-----|-------|
| Temple | 45 | 36 | 81 |
| West Virginia | 25 | 52 | 77 |

Last FG - TU 2nd-03:40, WVU 2nd-01:09.
 Largest lead - TU by 20 1st-01:09, WVU by 7 1st-18:33.
 TU led for 33:27, WVU led for 05:00. Game was tied for 01:09.

Score tied - 3 times.
 Lead changed - 3 times.

| Points | In | Off | 2nd | Fast | Bench |
|--------|----|-----|-----|------|-------|
| TU | 26 | 25 | 11 | 6 | 12 |
| WVU | 32 | 19 | 13 | 6 | 22 |



Official Basketball Box Score -- Game Totals -- Final Statistics
Temple vs Saint Joseph's
 11/30/16 7:00 p.m. at Hagan Arena, Philadelphia, Pa.



Temple 78 • 5-2, 2-0 Big 5

| # | Player | Total | | 3-Ptr | | Rebounds | | | PF | TP | A | TO | Blk | Stl | Min |
|--------|--------------------|--------|--------|--------|--------|----------|-----|-----|----|----|----|----|-----|-----|-----|
| | | FG-FGA | FG-FGA | FT-FTA | FT-FTA | Off | Def | Tot | | | | | | | |
| 00 | ENECHIONYIA, Obi | f | 10-22 | 6-12 | 0-0 | 1 | 4 | 5 | 0 | 26 | 1 | 1 | 1 | 1 | 40 |
| 04 | DINGLE, Daniel | f | 3-7 | 1-2 | 0-1 | 2 | 2 | 4 | 2 | 7 | 3 | 0 | 0 | 1 | 31 |
| 24 | AFLAKPUI, Ernest | c | 2-4 | 0-0 | 0-0 | 2 | 3 | 5 | 1 | 4 | 1 | 0 | 0 | 2 | 16 |
| 02 | MOORE II, Alani | g | 2-5 | 2-5 | 2-2 | 1 | 4 | 5 | 1 | 8 | 2 | 1 | 0 | 1 | 28 |
| 03 | ALSTON, JR., Shizz | g | 5-12 | 0-4 | 1-2 | 0 | 4 | 4 | 3 | 11 | 5 | 1 | 0 | 1 | 36 |
| 01 | BROWN, Josh | g | 2-3 | 0-0 | 0-0 | 0 | 2 | 2 | 3 | 4 | 1 | 0 | 1 | 0 | 14 |
| 10 | WILLIAMS, Mark | g | 2-3 | 0-1 | 0-0 | 0 | 2 | 2 | 3 | 4 | 0 | 1 | 0 | 0 | 11 |
| 13 | ROSE, Quinton | g | 5-7 | 1-3 | 3-4 | 2 | 4 | 6 | 3 | 14 | 3 | 1 | 1 | 0 | 24 |
| Team | | | | | | 0 | 2 | 2 | | | | | | | |
| Totals | | | 31-63 | 10-27 | 6-9 | 8 | 27 | 35 | 16 | 78 | 16 | 5 | 3 | 6 | 200 |

FG % 1st Half: 13-31 41.9% 2nd half: 18-32 56.3% Game: 31-63 49.2%
 3FG % 1st Half: 5-15 33.3% 2nd half: 5-12 41.7% Game: 10-27 37.0%
 FT % 1st Half: 3-4 75.0% 2nd half: 3-5 60.0% Game: 6-9 66.7%

Saint Joseph's 72 • 3-3, 0-1 Big 5

| # | Player | Total | | | 3-Ptr | | | Rebounds | | | PF | TP | A | TO | Blk | Stl | Min |
|----------------------|-----------------|-------|-----------------|-------|-------------|-------|-------------------|----------|-----|-----|----|----|---|----|-----|-----|-----|
| | | FG | FGA | % | FG | FGA | % | Off | Def | Tot | | | | | | | |
| 02 | BROWN, Charlie | f | 3-12 | 3-7 | 0-0 | 2 | 5 | 7 | 2 | 9 | 1 | 0 | 1 | 0 | 0 | 32 | |
| 05 | ROBINSON, Nick | f | 4-7 | 2-3 | 1-1 | 1 | 2 | 3 | 4 | 11 | 2 | 2 | 0 | 0 | 0 | 22 | |
| 23 | LODGE, Markell | f | 3-3 | 0-0 | 3-5 | 1 | 4 | 5 | 0 | 9 | 0 | 1 | 2 | 0 | 0 | 24 | |
| 00 | KIMBLE, Lamarr | g | 4-12 | 3-4 | 1-4 | 1 | 5 | 6 | 1 | 12 | 9 | 2 | 1 | 2 | 37 | | |
| 01 | NEWKIRK, Shavar | g | 7-15 | 4-6 | 4-4 | 2 | 5 | 7 | 3 | 22 | 5 | 3 | 0 | 0 | 0 | 38 | |
| 15 | CLOVER, Chris | g | 1-5 | 0-2 | 0-0 | 0 | 1 | 1 | 0 | 2 | 0 | 0 | 0 | 0 | 1 | 13 | |
| 20 | CASPER, Brendan | g | 1-3 | 0-1 | 0-0 | 1 | 1 | 2 | 3 | 2 | 0 | 1 | 0 | 0 | 0 | 19 | |
| 34 | BAUMANN, Javon | g | 2-3 | 0-0 | 1-2 | 2 | 2 | 4 | 1 | 5 | 0 | 0 | 1 | 0 | 0 | 15 | |
| Team | | | | | | 1 | 0 | 1 | | | | | | | | | |
| Totals | | | 25-60 | 12-23 | 10-16 | 11 | 25 | 36 | 14 | 72 | 17 | 9 | 5 | 3 | 0 | 200 | |
| FG % 1st Half: 11-29 | | 37.9% | 2nd half: 14-31 | 45.2% | Game: 25-60 | 41.7% | | | | | | | | | | | |
| 3FG % 1st Half: 7-14 | | 50.0% | 2nd half: 5-9 | 55.6% | Game: 12-23 | 52.2% | | | | | | | | | | | |
| FT % 1st Half: 2-6 | | 33.3% | 2nd half: 8-10 | 80.0% | Game: 10-16 | 62.5% | | | | | | | | | | | |
| | | | | | | | Deadball Rebounds | | | | | | | | | | |

2016-17 TEMPLE MEN'S BASKETBALL BOX SCORES



Official Basketball Box Score -- Game Totals -- Final Statistics
George Washington vs Temple
 12/07/16 7:35pm at Philadelphia, Pa. (Liacouras Center)



George Washington 66 • 6-4

| | | Total | | 3-Ptr | | Rebounds | | | | | | | | | | | |
|-----------------|------------------|-------|--------|-----------|--------|----------|-------|-------|-----|-------|-------|----|----|-----|-----|-----|----------|
| # | Player | | FG-FGA | | FG-FTA | | Off | Def | Tot | PF | TP | A | TO | Blk | Stl | Min | |
| 11 | TORO, Arnaldo | f | 6-7 | 0-0 | 0-1 | 3 | 6 | 9 | 0 | 12 | 1 | 0 | 1 | 3 | 34 | | |
| 34 | CAVANAUGH, Tyler | f | 5-12 | 3-4 | 7-7 | 0 | 5 | 5 | 2 | 20 | 4 | 3 | 1 | 0 | 39 | | |
| 15 | SMITH, Collin | c | 5-10 | 1-2 | 0-0 | 0 | 7 | 7 | 2 | 11 | 2 | 2 | 1 | 0 | 38 | | |
| 14 | ROLAND, Jordan | g | 6-9 | 2-4 | 0-0 | 0 | 4 | 4 | 2 | 14 | 1 | 4 | 0 | 1 | 28 | | |
| 23 | SINA, Jaren | g | 2-8 | 2-5 | 0-0 | 0 | 1 | 1 | 4 | 6 | 6 | 3 | 0 | 0 | 37 | | |
| 03 | BOLDEN, Jair | | 0-0 | 0-0 | 0-0 | 0 | 0 | 0 | 2 | 0 | 2 | 2 | 0 | 0 | 3 | | |
| 30 | HART, Matt | | 1-4 | 1-3 | 0-0 | 0 | 2 | 2 | 0 | 3 | 2 | 0 | 0 | 1 | 14 | | |
| 40 | MARFO, Kevin | | 0-3 | 0-0 | 0-0 | 2 | 1 | 3 | 1 | 0 | 0 | 2 | 0 | 0 | 7 | | |
| Team | | | | | | 6 | 0 | 6 | | | | | | | | | |
| Totals | | | 25-53 | 9-18 | 7-8 | 11 | 26 | 37 | 13 | 66 | 18 | 16 | 3 | 5 | 200 | | |
| FG % 1st Half: | | 13-28 | 46.4% | 2nd half: | | 12-25 | 48.0% | Game: | | 25-53 | 47.2% | | | | | | Deadball |
| 3FG % 1st Half: | | 4-8 | 50.0% | 2nd half: | | 5-10 | 50.0% | Game: | | 9-18 | 50.0% | | | | | | Rebounds |
| FT % 1st Half: | | 1-1 | 100.0% | 2nd half: | | 6-7 | 85.7% | Game: | | 7-8 | 87.5% | | | | | | 0,1 |

Temple 63 • 6-3

| # | Player | | Total | | 3-Ptr | | Rebounds | | | PF | TP | A | TO | Blk | Stl | Min | |
|----------------------|--------------------|---|-------|-----------------|-------|-------|-------------|-----|-------|----|----|----|----|-----|-----|----------|-----|
| | | | FG | FGA | FG | FGA | FT | FTA | Off | | | | | | | | Def |
| 00 | ENECHIONYIA, Obi | f | 4-10 | 2-5 | 2-2 | | 1 | 6 | 7 | 5 | 12 | 0 | 1 | 5 | 1 | 32 | |
| 04 | DINGLE, Daniel | f | 5-13 | 4-9 | 0-0 | | 0 | 4 | 4 | 1 | 14 | 7 | 4 | 1 | 1 | 36 | |
| 24 | AFLAKPUI, Ernest | c | 0-2 | 0-0 | 0-0 | | 1 | 0 | 1 | 1 | 0 | 1 | 0 | 0 | 0 | 11 | |
| 02 | MOORE II, Alani | g | 3-5 | 3-5 | 2-2 | | 0 | 0 | 0 | 2 | 11 | 2 | 2 | 0 | 2 | 35 | |
| 03 | ALSTON, JR., Shizz | g | 4-11 | 1-3 | 0-0 | | 2 | 4 | 6 | 3 | 9 | 6 | 0 | 1 | 1 | 34 | |
| 01 | BROWN, Josh | | 4-5 | 2-3 | 0-0 | | 0 | 1 | 1 | 0 | 10 | 2 | 0 | 1 | 0 | 24 | |
| 10 | WILLIAMS, Mark | | 2-4 | 0-0 | 1-2 | | 1 | 1 | 2 | 2 | 5 | 3 | 1 | 0 | 1 | 16 | |
| 13 | ROSE, Quinton | | 1-4 | 0-1 | 0-2 | | 0 | 1 | 1 | 0 | 2 | 0 | 1 | 0 | 0 | 12 | |
| Team | | | | | | | 0 | 1 | 1 | | | | | | | | |
| Totals | | | | 23-54 | | 12-26 | | 5 | 18 | 23 | 14 | 63 | 21 | 9 | 8 | 6 | 200 |
| FG % 1st Half: 10-25 | | | 40.0% | 2nd half: 13-29 | | 44.8% | Game: 23-54 | | 42.6% | | | | | | | Deadball | |
| 3FG % 1st Half: 3-9 | | | 33.3% | 2nd half: 9-17 | | 52.9% | Game: 12-26 | | 46.2% | | | | | | | Rebounds | |
| FT % 1st Half: 2-4 | | | 50.0% | 2nd half: 3-4 | | 75.0% | Game: 5-8 | | 62.5% | | | | | | | 2 | |

Officials: Michael Stephens, Joe Lindsay, Terry Wymer
 Technical fouls: George Washington-None. Temple-None.
 Attendance: 5016

| Score by periods | 1st | 2nd | Total |
|-------------------|-----|-----|-------|
| George Washington | 31 | 35 | 66 |
| Temple | 25 | 38 | 63 |

Last FG - GW 2nd-00:08, TU 2nd-00:38.
 Largest lead - GW by 15 2nd-14:13, TU by 3 1st-19:49.
 GW led for 35:14, TU led for 01:45. Game was tied for 03:01.

| Points | In | Off | 2nd | Fast | Bench |
|--------|----|-----|-----|------|-------|
| GW | 22 | 9 | 10 | 3 | 3 |
| TU | 14 | 21 | 5 | 5 | 17 |

Score tied - 4 times.
 Lead changed - 3 times.



Official Basketball Box Score -- Game Totals -- Final Statistics
Temple vs DePaul
 12/10/16 11:30am at AmericanAirlines Arena (Miami, Fla.)



Temple 74 • 7-3

| # | Player | Total | | 3-Ptr | | Rebounds | | | PF | TP | A | TO | Blk | Stl | Min | |
|----------------------|--------------------|-------|-----------------|-------|-------|-------------|-------|-------|----|----|----|----|-----|-----|----------|-----|
| | | FG | FGA | FG | FGA | Off | Def | Total | | | | | | | | |
| 00 | ENECHIONYIA, Obi | 4 | 11 | 4-6 | 3-5 | 2 | 5 | 7 | 3 | 15 | 0 | 2 | 0 | 1 | 32 | |
| 01 | BROWN, Josh | 3 | 6 | 0-0 | 5-5 | 0 | 2 | 2 | 5 | 11 | 5 | 1 | 0 | 7 | 28 | |
| 03 | ALSTON, JR., Shizz | 4 | 9 | 2-5 | 5-5 | 1 | 6 | 7 | 4 | 15 | 2 | 4 | 0 | 1 | 37 | |
| 04 | DINGLE, Daniel | 1 | 5 | 1-4 | 2-3 | 0 | 2 | 2 | 3 | 5 | 3 | 4 | 0 | 2 | 22 | |
| 23 | MOORE, Damion | 1 | 5 | 0-0 | 1-2 | 1 | 5 | 6 | 1 | 3 | 0 | 0 | 1 | 0 | 21 | |
| 02 | MOORE II, Alani | 0 | 2 | 0-2 | 0-0 | 0 | 0 | 0 | 1 | 0 | 1 | 0 | 0 | 0 | 6 | |
| 10 | WILLIAMS, Mark | 0 | 1 | 0-0 | 2-2 | 0 | 2 | 2 | 3 | 2 | 0 | 1 | 0 | 0 | 9 | |
| 13 | ROSE, Quinton | 3 | 7 | 1-2 | 5-5 | 1 | 2 | 3 | 3 | 12 | 0 | 2 | 0 | 0 | 22 | |
| 22 | ROBBINS, Mike | 3 | 3 | 1-1 | 1-2 | 1 | 2 | 3 | 1 | 8 | 0 | 1 | 1 | 0 | 13 | |
| 24 | AFLAKPUI, Ernest | 1 | 1 | 0-0 | 1-2 | 1 | 0 | 1 | 4 | 3 | 1 | 1 | 0 | 0 | 10 | |
| Team | | | | | | 0 | 2 | 2 | | | | | | | | |
| Totals | | | 20-50 | | 9-20 | | 25-31 | 7 | 28 | 35 | 28 | 74 | 12 | 16 | 2 | 200 |
| FG % 1st Half: 12-27 | | 44.4% | 2nd half: 8-23 | | 34.8% | Game: 20-50 | | 40.0% | | | | | | | Deadball | |
| 3FG % 1st Half: 5-10 | | 50.0% | 2nd half: 4-10 | | 40.0% | Game: 9-20 | | 45.0% | | | | | | | Rebounds | |
| FT % 1st Half: 11-13 | | 84.6% | 2nd half: 14-18 | | 77.8% | Game: 25-31 | | 80.6% | | | | | | | 2 | |

DePaul 65 • 5-3

| # | Player | Total | | 3-Ptr | | Rebounds | | | PF | TP | A | TO | Blk | Stl | Min |
|---------------------|----------------------|--------|-----------------|--------|-------|-------------|-------|-------|----|----|---|----|-----|-----|----------|
| | | FG-FGA | FG-FGA | FT-FTA | Off | Def | Total | | | | | | | | |
| 04 | Cyrus,Brandon | - | 0-6 | 0-0 | 0-2 | 2 | 4 | 6 | 3 | 0 | 0 | 1 | 0 | 0 | 18 |
| 05 | Garrett,Billy | - | 2-10 | 0-2 | 11-12 | 0 | 1 | 1 | 5 | 15 | 1 | 5 | 0 | 1 | 29 |
| 10 | McCallum,Tre'Darius | - | 2-10 | 0-1 | 4-4 | 3 | 5 | 8 | 2 | 8 | 0 | 2 | 1 | 2 | 24 |
| 11 | Cain,Eli | - | 5-17 | 1-9 | 6-8 | 2 | 5 | 7 | 2 | 17 | 2 | 1 | 1 | 2 | 33 |
| 33 | Hanel,Joe | - | 3-3 | 0-0 | 0-1 | 3 | 1 | 4 | 2 | 6 | 1 | 0 | 0 | 1 | 29 |
| 00 | Curington,R.J. | - | 2-2 | 0-0 | 0-0 | 0 | 2 | 2 | 3 | 4 | 0 | 3 | 1 | 0 | 11 |
| 01 | Wood,Darrick | - | 0-1 | 0-1 | 0-0 | 0 | 1 | 1 | 1 | 0 | 0 | 0 | 0 | 0 | 4 |
| 03 | Gage,Devin | - | 2-3 | 0-0 | 1-2 | 0 | 1 | 1 | 1 | 5 | 1 | 0 | 1 | 0 | 2 |
| 23 | Eichelberger,Al | - | 1-1 | 0-0 | 2-3 | 2 | 1 | 3 | 0 | 4 | 0 | 0 | 1 | 0 | 6 |
| 44 | Cook,Levi | - | 3-4 | 0-0 | 0-0 | 3 | 3 | 6 | 1 | 6 | 0 | 2 | 1 | 0 | 21 |
| 51 | Harrison-Docks,Chris | - | 0-3 | 0-1 | 0-0 | 0 | 0 | 0 | 1 | 0 | 0 | 1 | 0 | 0 | 14 |
| Team | | | | | | 1 | 2 | 3 | | | | | | | |
| Totals | | | 20-60 | 1-14 | 24-32 | 16 | 26 | 42 | 21 | 65 | 5 | 16 | 5 | 8 | 200 |
| FG % 1st Half: 7-28 | | 25.0% | 2nd half: 13-32 | | 40.6% | Game: 20-60 | | 33.3% | | | | | | | Deadball |
| 3FG % 1st Half: 0-7 | | 0.0% | 2nd half: 1-7 | | 14.3% | Game: 1-14 | | 7.1% | | | | | | | Rebounds |
| FT % 1st Half: 9-13 | | 69.2% | 2nd half: 15-19 | | 78.9% | Game: 24-32 | | 75.0% | | | | | | | 4.1 |

Officials: Earl Walton, Michael Roberts, Anthony Franklin
 Technical fouls: Temple-ALSTON, JR., Shizz. DePaul-Curington,R.J..
 Attendance: 2152
 HoopHall Invitational Miami 2016 - Game 3

| Score by periods | 1st | 2nd | Total |
|------------------|-----|-----|-------|
| Temple | 40 | 34 | 74 |
| DePaul | 23 | 42 | 65 |

Last FG - TU 2nd-08:19, DPU 2nd-02:07.
 Largest lead - TU by 25 2nd-09:09, DPU by 1 1st-19:45.
 TU led for 39:31, DPU led for 00:14. Game was tied for 00:15.

Score tied - 0 times.
 Lead changed - 1 time.



Official Basketball Box Score -- Game Totals -- Final Statistics
Temple vs Villanova
 12/13/16 7:00 PM at The Pavilion (Villanova, Pa)



Temple 57 • (7-4, 3-1 B5)

| # | Player | | Total | | 3-Ptr | | Rebounds | | | PF | TP | A | TO | Blk | Stl | Min |
|----------------------|-------------------------|-----|--------|-----------------|-------|-------------|----------|-------|----------------------|----|----|----|----|-----|-----|-----|
| | | | FG | FGA | FG | FGA | FT | FTA | Off | | | | | | | |
| 00 | ENECHIONYIA, Obi | f | 3-9 | 2-7 | 0-0 | 0 | 4 | 4 | 3 | 8 | 1 | 6 | 1 | 1 | 1 | 31 |
| 24 | AFLAKPUI, Ernest | c | 1-1 | 0-0 | 0-0 | 4 | 2 | 6 | 2 | 2 | 0 | 1 | 0 | 0 | 0 | 17 |
| 01 | BROWN, Josh | g | 3-8 | 0-2 | 0-0 | 1 | 2 | 3 | 2 | 6 | 1 | 1 | 0 | 0 | 0 | 25 |
| 03 | ALSTON, JR., Shizz | g | 4-11 | 4-6 | 0-0 | 1 | 2 | 3 | 3 | 12 | 2 | 1 | 0 | 0 | 0 | 29 |
| 04 | DINGLE, Daniel | g | 4-10 | 1-4 | 2-2 | 3 | 2 | 5 | 3 | 11 | 3 | 3 | 0 | 2 | 28 | |
| 02 | MOORE II, Alani | g | 3-4 | 2-3 | 0-0 | 1 | 2 | 3 | 2 | 8 | 1 | 0 | 0 | 1 | 1 | 14 |
| 10 | WILLIAMS, Mark | g | 0-2 | 0-1 | 0-0 | 0 | 0 | 0 | 1 | 0 | 0 | 2 | 0 | 0 | 0 | 3 |
| 13 | ROSE, Quinton | g | 3-9 | 0-1 | 1-2 | 0 | 1 | 1 | 2 | 7 | 0 | 4 | 0 | 1 | 1 | 23 |
| 15 | LEWIS, Isaiah | 0-1 | 0-0 | 0-0 | 0 | 0 | 0 | 0 | 0 | 0 | 0 | 0 | 0 | 0 | 0 | 2 |
| 22 | ROBBINS, Mike | 1-1 | 1-1 | 0-1 | 0-2 | 0 | 1 | 1 | 2 | 3 | 1 | 0 | 0 | 0 | 0 | 11 |
| 23 | MOORE, Damion | 0-1 | 0-0 | 0-0 | 0 | 1 | 2 | 2 | 0 | 0 | 0 | 0 | 2 | 1 | 1 | 12 |
| 25 | LEONARD, Steve | 0-1 | 0-1 | 0-0 | 0 | 0 | 0 | 0 | 0 | 0 | 0 | 0 | 0 | 0 | 0 | 2 |
| 32 | NUNEZ DE CARVALHO, Team | 0-2 | 0-2 | 0-0 | 0-0 | 0 | 1 | 1 | 0 | 0 | 1 | 0 | 0 | 0 | 1 | 3 |
| Totals | | | 22-60 | 10-28 | 3-6 | 13 | 21 | 34 | 22 | 57 | 10 | 18 | 3 | 7 | 200 | |
| FG % 1st Half: 6-24 | | | 25.0% | 2nd half: 16-36 | 44.4% | Game: 22-60 | | 36.7% | Dreadnall Rebounds 2 | | | | | | | |
| 3FG % 1st Half: 3-12 | | | 25.0% | 2nd half: 7-16 | 43.8% | Game: 10-28 | | 35.7% | | | | | | | | |
| FT % 1st Half: 1-1 | | | 100.0% | 2nd half: 2-5 | 40.0% | Game: 3-6 | | 50.0% | | | | | | | | |

2016-17 TEMPLE MEN'S BASKETBALL BOX SCORES



Official Basketball Box Score -- Game Totals -- Final Statistics Yale vs Temple 12/22/16 7:00pm at Philadelphia, Pa. (Liacouras Center)



Yale 77 • 6-5

| # | Player | | Total | | 3-Ptr | | Rebounds | | | PF | TP | A | TO | Blk | Stl | Min |
|----------------------|------------------|---|-------|-----------------|-------|-------|-------------|-----|-------|---------------------------|----|----|----|-----|-----|-----|
| | | | FG | FGA | FG | FGA | Off | Def | Tot | | | | | | | |
| 32 | Reynolds, Blake | f | 3-8 | 1-4 | 2-2 | 1 | 0 | 1 | 2 | 9 | 4 | 2 | 0 | 1 | 21 | |
| 44 | Downey, Sam | f | 4-11 | 0-0 | 7-7 | 9 | 8 | 17 | 2 | 15 | 2 | 2 | 0 | 1 | 33 | |
| 01 | Dallier, Anthony | g | 2-10 | 2-6 | 0-0 | 0 | 3 | 3 | 4 | 6 | 3 | 1 | 0 | 1 | 35 | |
| 03 | Copeland, Alex | g | 3-9 | 1-3 | 0-0 | 0 | 1 | 1 | 3 | 7 | 1 | 2 | 0 | 0 | 22 | |
| 24 | Oni, Miye | g | 6-14 | 3-8 | 0-1 | 0 | 6 | 6 | 4 | 15 | 5 | 1 | 1 | 1 | 37 | |
| 02 | Monroe, Eric | g | 0-0 | 0-0 | 0-0 | 0 | 0 | 0 | 0 | 0 | 0 | 0 | 1 | 1 | 2 | |
| 13 | Phills, Trey | g | 4-6 | 0-0 | 2-3 | 1 | 4 | 5 | 1 | 10 | 3 | 1 | 0 | 0 | 24 | |
| 23 | Bruner, Jordan | g | 5-10 | 0-2 | 5-6 | 3 | 5 | 8 | 4 | 15 | 2 | 2 | 4 | 0 | 26 | |
| Team | | | | | | 1 | 2 | 3 | | | | | | | | |
| Totals | | | | 27-68 | 7-23 | 16-19 | 15 | 29 | 44 | 20 | 77 | 20 | 11 | 6 | 5 | 200 |
| FG % 1st Half: 10-27 | | | 37.0% | 2nd half: 17-41 | | 41.5% | Game: 27-68 | | 39.7% | Deadball Rebounds 1 | | | | | | |
| 3FG % 1st Half: 2-7 | | | 28.6% | 2nd half: 5-16 | | 31.3% | Game: 7-23 | | 30.4% | | | | | | | |
| FT % 1st Half: 6-8 | | | 75.0% | 2nd half: 10-11 | | 90.9% | Game: 16-19 | | 84.2% | | | | | | | |

Temple 83 • 9-4

| # | Player | | Total | | 3-Ptr | | Rebounds | | | PF | TP | A | TO | Blk | Stl | Min |
|----------------------|--------------------|---|--------|-----------------|-------|-------|----------|-------------|-----|----|-------|---------------------------|----|-----|-----|-----|
| | | | FG | FGA | FG | FGA | FT | FTA | Off | | | | | | | |
| 00 | ENECHIONYIA, Obi | f | 1-11 | 1-5 | 0-0 | | 4 | 6 | 10 | 1 | 3 | 0 | 0 | 1 | 0 | 31 |
| 24 | AFLAKPUI, Ernest | c | 0-1 | 0-0 | 0-0 | | 0 | 5 | 5 | 3 | 0 | 0 | 0 | 0 | 0 | 12 |
| 02 | MOORE II, Alani | g | 6-12 | 4-8 | 10-11 | | 1 | 3 | 4 | 4 | 26 | 1 | 2 | 0 | 1 | 37 |
| 03 | ALSTON, JR., Shizz | g | 4-7 | 3-6 | 5-6 | | 0 | 2 | 2 | 1 | 16 | 7 | 2 | 3 | 3 | 37 |
| 04 | DINGLE, Daniel | g | 4-12 | 2-6 | 9-9 | | 1 | 3 | 4 | 3 | 19 | 3 | 1 | 1 | 1 | 34 |
| 10 | WILLIAMS, Mark | | 3-10 | 0-2 | 2-2 | | 2 | 2 | 4 | 5 | 8 | 1 | 1 | 0 | 0 | 19 |
| 13 | ROSE, Quinton | | 4-10 | 1-4 | 2-2 | | 1 | 5 | 6 | 2 | 11 | 1 | 2 | 0 | 1 | 24 |
| 22 | ROBBINS, Mike | | 0-0 | 0-0 | 0-0 | | 0 | 0 | 0 | 0 | 0 | 0 | 0 | 0 | 0 | 2 |
| 23 | MOORE, Damion | | 0-2 | 0-0 | 0-0 | | 1 | 1 | 2 | 2 | 0 | 0 | 0 | 0 | 0 | 4 |
| Team | | | | | | | 4 | 1 | 5 | | | | | | | |
| Totals | | | | 22-65 | 11-31 | 28-30 | 14 | 28 | 42 | 21 | 83 | 13 | 8 | 5 | 6 | 200 |
| FG % 1st Half: 11-35 | | | 31.4% | 2nd half: 11-30 | | | 36.7% | Game: 22-65 | | | 33.8% | Deadball Rebounds 2 | | | | |
| 3FG % 1st Half: 6-15 | | | 40.0% | 2nd half: 5-16 | | | 31.3% | Game: 11-31 | | | 35.5% | | | | | |
| FT % 1st Half: 7-7 | | | 100.0% | 2nd half: 21-23 | | | 91.3% | Game: 28-30 | | | 93.3% | | | | | |

Officials: Joe Lindsay, Tom Eades, Justin Porterfield
Technical fouls: Yale-None. Temple-None.
Attendance: 4775

| Score by periods | 1st | 2nd | Total |
|------------------|-----|-----|-------|
| Yale | 28 | 49 | 77 |
| Temple | 35 | 48 | 83 |

Last FG - YALE 2nd-00:14, TU 2nd-01:28.
Largest lead - YALE None, TU by 13 2nd-15:25.
YALE led for 00:00, TU led for 36:22. Game was tied for 03:38.

Score tied - 2 times.
Lead changed - 0 times.



Official Basketball Box Score -- Game Totals -- Final Statistics Cincinnati vs Temple 12/28/16 9:05pm at Philadelphia, Pa. (Liacouras Center)



Cincinnati 56 • 11-2, 1-0

| # | Player | | Total | | 3-Ptr | | Rebounds | | | PF | TP | A | TO | Blk | Stl | Min |
|----------------------|--------------------|---|--------|-----------------|-------|-----|----------|-------------|-----|----|-------|---------------------------|----|-----|-----|-----|
| | | | FG | FGA | FG | FGA | FT | FTA | Off | | | | | | | |
| 11 | CLARK, Gary | f | 4-10 | 0-1 | 3-6 | 2 | 4 | 6 | 3 | 11 | 1 | 3 | 2 | 1 | 33 | |
| 24 | WASHINGTON, Kyle | f | 2-9 | 1-3 | 1-2 | 3 | 4 | 7 | 1 | 6 | 0 | 1 | 1 | 0 | 18 | |
| 01 | EVANS, Jacob | g | 4-11 | 0-2 | 3-4 | 2 | 3 | 5 | 4 | 11 | 1 | 1 | 1 | 2 | 26 | |
| 10 | CAUPAIN, Troy | g | 2-8 | 1-3 | 0-0 | 0 | 6 | 6 | 2 | 5 | 2 | 1 | 0 | 1 | 37 | |
| 25 | JOHNSON, Kevin | g | 0-3 | 0-2 | 5-6 | 1 | 2 | 3 | 1 | 5 | 0 | 2 | 0 | 1 | 27 | |
| 00 | MOORE, Quadri | g | 2-4 | 1-2 | 0-0 | 0 | 0 | 0 | 0 | 5 | 0 | 0 | 0 | 0 | 4 | |
| 03 | JENIFER, Justin | g | 1-3 | 0-1 | 0-0 | 0 | 0 | 0 | 0 | 2 | 1 | 0 | 0 | 1 | 12 | |
| 13 | SCOTT, Tre | g | 2-3 | 0-0 | 1-1 | 1 | 5 | 6 | 0 | 5 | 0 | 2 | 1 | 2 | 21 | |
| 33 | BROOKS, Nysier | g | 0-1 | 0-0 | 0-0 | 1 | 1 | 2 | 2 | 0 | 0 | 1 | 1 | 0 | 3 | |
| 34 | CUMBERLAND, Jarron | g | 2-6 | 2-4 | 0-1 | 3 | 2 | 5 | 2 | 6 | 2 | 3 | 0 | 0 | 19 | |
| Team | | | | | | 1 | 5 | 6 | | | | | | | | |
| Totals | | | 19-58 | 5-18 | 13-20 | 14 | 32 | 46 | 16 | 56 | 7 | 15 | 6 | 8 | 200 | |
| FG % 1st Half: 11-31 | | | 35.5% | 2nd half: 8-27 | | | 29.6% | Game: 19-58 | | | 32.8% | Deadball Rebounds 3 | | | | |
| 3FG % 1st Half: 3-11 | | | 27.3% | 2nd half: 2-7 | | | 28.6% | Game: 5-18 | | | 27.8% | | | | | |
| FT % 1st Half: 1-1 | | | 100.0% | 2nd half: 12-19 | | | 63.2% | Game: 13-20 | | | 65.0% | | | | | |

Temple 50 • 9-5, 0-1

| # | Player | | Total | | | 3-Ptr | | Rebounds | | | PF | TP | A | TO | Blk | Stl | Min | |
|----------------------|--------------------|---|-------|----------------|--------|-------|-------|-------------|-----|-----|-------|---------------------------|----|----|-----|-----|-----|--|
| | | | FG | FGA | FG-FGA | FT | FTA | Off | Def | Tot | | | | | | | | |
| 00 | ENECHIONYIA, Obi | f | 3 | 10 | 0-5 | 1-2 | 0 | 7 | 10 | 10 | 3 | 7 | 1 | 4 | 1 | 0 | 36 | |
| 24 | AFLAKPUI, Ernest | c | 2 | 2 | 0-0 | 0-0 | 4 | 0 | 11 | 11 | 5 | 4 | 1 | 3 | 0 | 1 | 28 | |
| 02 | MOORE II, Alani | g | 3 | 9 | 3-7 | 1-2 | 0 | 3 | 3 | 3 | 1 | 10 | 0 | 1 | 0 | 0 | 33 | |
| 03 | ALSTON, JR., Shizz | g | 4 | 15 | 1-6 | 1-2 | 1 | 1 | 2 | 3 | 3 | 10 | 3 | 3 | 0 | 1 | 38 | |
| 04 | DINGLE, Daniel | g | 4 | 17 | 1-6 | 6-9 | 2 | 2 | 4 | 4 | 15 | 2 | 3 | 1 | 2 | 35 | | |
| 10 | WILLIAMS, Mark | | 0 | 2 | 0-1 | 0-0 | 2 | 2 | 4 | 1 | 0 | 0 | 2 | 0 | 0 | 0 | 13 | |
| 13 | ROSE, Quinton | | 0 | 5 | 0-1 | 4-4 | 1 | 1 | 2 | 1 | 4 | 1 | 0 | 0 | 0 | 1 | 15 | |
| 22 | ROBBINS, Mike | | 0 | 0 | 0-0 | 0-0 | 0 | 0 | 0 | 0 | 0 | 0 | 0 | 0 | 0 | 0 | 2 | |
| Team | | | | | | | 4 | 3 | 7 | | | | | | | | | |
| Totals | | | | 16-60 | 0-26 | 13-19 | 14 | 29 | 43 | 18 | 50 | 8 | 16 | 2 | 5 | 200 | | |
| FG % 1st Half: 8-29 | | | 27.6% | 2nd half: 8-31 | | | 25.8% | Game: 16-60 | | | 26.7% | Deadball Rebounds 4 | | | | | | |
| 3FG % 1st Half: 4-12 | | | 33.3% | 2nd half: 1-14 | | | 7.1% | Game: 5-26 | | | 19.2% | | | | | | | |
| FT % 1st Half: 6-8 | | | 75.0% | 2nd half: 7-11 | | | 63.6% | Game: 13-19 | | | 68.4% | | | | | | | |

Officials: Karl Hess, Don Daily, Zelton Steed
Technical fouls: Cincinnati-None. Temple-None.
Attendance: 5478

| Score by periods | 1st | 2nd | Total |
|------------------|-----|-----|-------|
| Cincinnati | 26 | 30 | 56 |
| Temple | 26 | 24 | 50 |

Last FG - CIN 2nd-04:04, TU 2nd-01:31.
Largest lead - CIN by 9 1st-15:27, TU by 4 2nd-16:24.
CIN led for 27:12, TU led for 07:31. Game was tied for 05:08.

Score tied - 8 times.
Lead changed - 4 times.



Official Basketball Box Score -- Game Totals -- Final Statistics Temple vs UCF 12/31/16 4 p.m. at Orlando, Fla. (CFE Arena)



Temple 53 • 9-6, 0-2 AAC

| # | Player | | Total | | 3-Ptr | | Rebounds | | | PF | TP | A | TO | Blk | Stl | Min |
|----------------------|-------------------------|---|--------|-----------------|-------|-------------|----------|-------|-----|-----------------------|----|----|----|-----|-----|-----|
| | | | FG | FGA | FG | FGA | FT | FTA | Off | | | | | | | |
| 00 | ENECHIONYIA, Obi | f | 1-3 | 1-2 | 1-2 | | 0 | 1 | 1 | 5 | 4 | 0 | 1 | 0 | 0 | 15 |
| 04 | DINGLE, Daniel | f | 3-12 | 1-3 | 4-8 | | 1 | 0 | 1 | 3 | 11 | 1 | 2 | 0 | 0 | 31 |
| 24 | AFLAKPUI, Ernest | c | 0-1 | 0-0 | 0-0 | | 1 | 1 | 2 | 3 | 0 | 0 | 1 | 0 | 0 | 14 |
| 02 | MOORE II, Alani | g | 1-6 | 1-5 | 0-0 | | 1 | 0 | 1 | 1 | 3 | 1 | 0 | 0 | 0 | 26 |
| 03 | ALSTON, JR., Shizz | g | 6-14 | 2-7 | 2-2 | | 1 | 1 | 2 | 2 | 16 | 2 | 2 | 0 | 2 | 37 |
| 10 | WILLIAMS, Mark | g | 1-6 | 0-3 | 0-0 | | 0 | 2 | 2 | 3 | 2 | 0 | 0 | 1 | 0 | 13 |
| 13 | ROSE, Quinton | g | 3-14 | 0-3 | 1-2 | | 2 | 5 | 7 | 2 | 7 | 4 | 1 | 0 | 4 | 24 |
| 15 | LEWIS, Isaiah | g | 1-1 | 0-0 | 0-0 | | 0 | 0 | 0 | 0 | 2 | 0 | 0 | 0 | 0 | 2 |
| 22 | ROBBINS, Mike | g | 1-2 | 0-1 | 0-0 | | 1 | 0 | 1 | 1 | 2 | 3 | 0 | 0 | 0 | 14 |
| 23 | MOORE, Damion | g | 3-4 | 0-0 | 0-0 | | 0 | 6 | 6 | 2 | 6 | 0 | 0 | 0 | 1 | 18 |
| 25 | LEONARD, Steve | g | 0-0 | 0-0 | 0-0 | | 1 | 2 | 3 | 1 | 0 | 0 | 1 | 0 | 0 | 3 |
| 32 | NUNEZ DE CARVALHO, Team | | 0-1 | 0-1 | 0-0 | | 0 | 1 | 1 | 1 | 0 | 0 | 0 | 0 | 0 | 3 |
| Totals | | | | 20-64 | 5-25 | | 8-14 | 9 | 22 | 31 | 24 | 53 | 11 | 9 | 2 | 70 |
| FG % 1st Half: 4-29 | | | 13.8% | 2nd half: 16-35 | 45.7% | Game: 20-64 | | 31.3% | | Deadball Rebound: 2.1 | | | | | | |
| 3FG % 1st Half: 1-10 | | | 10.0% | 2nd half: 4-15 | 26.7% | Game: 5-25 | | 20.0% | | | | | | | | |
| FT % 1st Half: 2-2 | | | 100.0% | 2nd half: 6-12 | 50.0% | Game: 8-14 | | 57.1% | | | | | | | | |

2016-17 TEMPLE MEN'S BASKETBALL BOX SCORES



Official Basketball Box Score -- Game Totals -- Final Statistics
East Carolina vs Temple
 01/07/17 12:05pm at Philadelphia, Pa. (Liacouras Center)



East Carolina 62 • 9-8, 1-3

| # | Player | Total | | 3-Ptr | | Rebounds | | | PF | TP | A | | TO | Blk | Stl | Min |
|--------|-------------------|--------|--------|--------|--------|----------|-----|-----|----|----|----|-----|----|-----|-----|-----|
| | | FG-FGA | FG-FGA | FT-FTA | FT-FTA | Off | Def | Tot | | | TO | Blk | | | | |
| 00 | RIAK, Deng | f | 3-5 | 0-0 | 2-4 | 1 | 3 | 4 | 2 | 8 | 0 | 0 | 0 | 1 | 1 | 27 |
| 15 | BARKLEY, Kentrell | f | 2-5 | 0-3 | 5-6 | 0 | 6 | 6 | 3 | 9 | 1 | 2 | 0 | 1 | 1 | 27 |
| 31 | WASHINGTON, Andre | c | 3-7 | 0-0 | 0-0 | 1 | 2 | 3 | 3 | 6 | 0 | 2 | 3 | 0 | 0 | 25 |
| 02 | WHITE, Caleb | g | 2-8 | 0-2 | 0-0 | 0 | 3 | 3 | 2 | 4 | 2 | 1 | 2 | 0 | 0 | 27 |
| 21 | TYSON, B.J. | g | 4-12 | 0-2 | 0-0 | 1 | 2 | 3 | 1 | 8 | 3 | 2 | 0 | 1 | 1 | 29 |
| 01 | SHEPPARD, Jeremy | f | 3-5 | 2-3 | 0-0 | 0 | 0 | 0 | 0 | 8 | 3 | 0 | 0 | 1 | 1 | 17 |
| 04 | HUGHES, Elijah | g | 2-8 | 1-4 | 2-2 | 1 | 1 | 2 | 2 | 7 | 4 | 1 | 0 | 1 | 1 | 19 |
| 13 | NZEKE, Michel | g | 3-5 | 0-0 | 0-0 | 2 | 0 | 2 | 1 | 6 | 2 | 0 | 0 | 0 | 0 | 13 |
| 22 | WILKINS, Raquan | g | 1-2 | 0-0 | 0-0 | 1 | 2 | 3 | 0 | 2 | 0 | 1 | 0 | 0 | 0 | 4 |
| 25 | CRAIG, Jabari | g | 2-2 | 0-0 | 0-0 | 1 | 0 | 1 | 0 | 4 | 0 | 0 | 0 | 0 | 0 | 12 |
| Team | | | | | | 0 | 1 | 1 | | | | | | | | |
| Totals | | | 25-59 | 3-14 | 9-12 | 8 | 20 | 28 | 14 | 62 | 15 | 9 | 5 | 5 | 5 | 200 |

FG % 1st Half: 14-29 48.3% 2nd half: 11-30 36.7% Game: 25-59 42.4% Deadball Rebounds 1
 3FG % 1st Half: 3-10 30.0% 2nd half: 0-4 0.0% Game: 3-14 21.4%
 FT % 1st Half: 3-6 50.0% 2nd half: 6-6 100.0% Game: 9-12 75.0%

Temple 81 • 10-7, 1-3

| # | Player | | Total | | 3-Ptr | | Rebounds | | | PF | TP | A | | | TO | Blk | Stl | Min |
|----------------------|--------------------|---|--------|-----------------|--------|-------------|----------|-------------------|----|----|----|-----|-----|---|----|-----|-----|-----|
| | | | FG-FGA | FG-FGA | FT-FTA | Off | Def | Tot | TO | | | Blk | Stl | | | | | |
| 00 | ENECHIONYIA, Obi | f | 5-12 | 2-6 | 0-0 | 0 | 2 | 2 | 4 | 12 | 1 | 1 | 1 | 0 | 1 | 0 | 26 | |
| 24 | AFLAKPUI, Ernest | c | 6-10 | 0-0 | 1-4 | 3 | 7 | 10 | 1 | 13 | 0 | 3 | 0 | 0 | 0 | 0 | 30 | |
| 02 | MOORE II, Alani | g | 1-3 | 0-2 | 0-0 | 1 | 1 | 2 | 3 | 2 | 2 | 0 | 0 | 1 | 28 | | | |
| 03 | ALSTON, JR., Shizz | g | 4-12 | 0-5 | 0-0 | 1 | 4 | 5 | 1 | 8 | 6 | 1 | 0 | 2 | 39 | | | |
| 04 | DINGLE, Daniel | g | 5-8 | 2-4 | 7-9 | 1 | 4 | 5 | 1 | 19 | 6 | 1 | 0 | 3 | 37 | | | |
| 10 | WILLIAMS, Mark | g | 6-8 | 1-1 | 0-0 | 1 | 5 | 6 | 1 | 13 | 1 | 2 | 0 | 0 | 17 | | | |
| 13 | ROSE, Quinton | g | 6-7 | 1-1 | 1-1 | 1 | 3 | 4 | 2 | 14 | 1 | 2 | 0 | 2 | 18 | | | |
| 23 | MOORE, Damion | g | 0-2 | 0-0 | 0-0 | 0 | 0 | 0 | 3 | 0 | 0 | 1 | 0 | 0 | 5 | | | |
| Team | | | | | | 3 | 2 | 5 | | | | | | | | | | |
| Totals | | | | 33-62 | 6-19 | 9-14 | 11 | 28 | 39 | 16 | 81 | 17 | 11 | 1 | 8 | 200 | | |
| FG % 1st Half: 16-36 | | | 44.4% | 2nd half: 17-26 | 65.4% | Game: 33-62 | 53.2% | Deadball Rebounds | | | | | | | | | | |
| 3FG % 1st Half: 3-14 | | | 21.4% | 2nd half: 3-5 | 60.0% | Game: 6-19 | 31.6% | 3 | | | | | | | | | | |
| FT % 1st Half: 5-6 | | | 83.3% | 2nd half: 4-8 | 50.0% | Game: 9-14 | 64.3% | | | | | | | | | | | |

Officials: Peter Juzenas, Jose Carrion, Isaac Barnett
 Technical fouls: East Carolina-None. Temple-None.
 Attendance: 5613

| Score by periods | 1st | 2nd | Total |
|------------------|-----|-----|-------|
| East Carolina | 34 | 28 | 62 |
| Temple | 40 | 41 | 81 |

Last FG - ECU 2nd-04:03, TU 2nd-00:04.

Largest lead - ECU by 2 1st-10:15, TU by 19 2nd-02:17.

ECU led for 00:22. TU led for 37:53. Game was tied for 01:45.

| Points | In | Off | 2nd | Fast | Bench |
|--------|----|-----|-----|------|-------|
| ECU | 26 | 10 | 8 | 7 | 27 |
| TU | 32 | 13 | 10 | 8 | 27 |

Score tied - 2 times.
 Lead changed - 2 times.



Official Basketball Box Score -- Game Totals -- Final Statistics
Temple vs UCONN
 01/11/17 9:00 p.m. at Gampel Pavilion - Storrs, Conn.



Temple 59 • 10-8, 1-4 AAC

| # | Player | | Total | | 3-Ptr | | Rebounds | | | PF | TP | A | TO | Blk | Stl | Min. |
|----------------------|--------------------|-------|-----------------|--------|-------------|-------|----------|-----|----|----|----|---|----|-----|-----|----------|
| | | | FG-FGA | FG-FGA | FT-FTA | Off | Def | Tot | | | | | | | | |
| 00 | ENECHIONYIA, Obi | f | 3-17 | 1-10 | 0-0 | 1 | 3 | 4 | 3 | 7 | 1 | 0 | 1 | 0 | 30 | |
| 04 | AFLAKPUI, Ernest | c | 3-5 | 0-0 | 0-0 | 2 | 2 | 4 | 3 | 6 | 1 | 0 | 0 | 0 | 17 | |
| 02 | MOORE II, Alani | g | 2-9 | 2-7 | 0-0 | 2 | 2 | 4 | 3 | 6 | 2 | 2 | 0 | 0 | 31 | |
| 03 | ALSTON, JR., Shizz | g | 5-10 | 3-8 | 0-0 | 0 | 2 | 2 | 1 | 13 | 6 | 2 | 0 | 0 | 36 | |
| 04 | DINGLE, Daniel | g | 3-9 | 2-4 | 2-4 | 3 | 6 | 9 | 1 | 10 | 5 | 0 | 0 | 2 | 38 | |
| 10 | WILLIAMS, Mark | g | 4-6 | 2-3 | 0-0 | 0 | 2 | 2 | 3 | 10 | 0 | 2 | 0 | 2 | 20 | |
| 13 | ROSE, Quinton | g | 0-5 | 0-2 | 1-4 | 1 | 1 | 2 | 1 | 3 | 1 | 3 | 1 | 0 | 21 | |
| 23 | MOORE, Damion | g | 3-3 | 0-0 | 0-0 | 0 | 0 | 0 | 0 | 6 | 0 | 1 | 0 | 0 | 7 | |
| Team | | | | | | 3 | 1 | 4 | | | | | | | | |
| Totals | | | 23-64 | 10-34 | 3-8 | 12 | 19 | 31 | 15 | 59 | 18 | 9 | 1 | 5 | 200 | |
| FG % 1st Half: 11-34 | | 32.4% | 2nd half: 12-30 | 40.0% | Game: 23-64 | 35.9% | | | | | | | | | | Deadball |
| 3FG % 1st Half: 5-16 | | 31.3% | 2nd half: 5-18 | 27.8% | Game: 10-34 | 29.4% | | | | | | | | | | Rebounds |
| FT % 1st Half: 1-4 | | 25.0% | 2nd half: 2-4 | 50.0% | Game: 3-8 | 37.5% | | | | | | | | | | 3 |

UCONN 73 • 7-9, 2-3 AAC

| # | Player | | Total | | 3-Ptr | | Rebounds | | | PF | TP | A | TO | Blk | Stl | Min |
|----------------------------|-------------------|---|-----------------------|--------|--------|-------------------|----------|-----|-------------------|----|----|----|----|-----|-----|-----|
| | | | FG-FGA | FG-FGA | FT-FTA | Off | Def | Tot | | | | | | | | |
| 05 | JACKSON, Vance | f | 4-7 | 2-3 | 0-1 | 1 | 4 | 5 | 1 | 10 | 0 | 1 | 1 | 0 | 1 | 27 |
| 12 | FACEY, Kentan | f | 9-11 | 0-0 | 5-7 | 3 | 7 | 10 | 2 | 23 | 0 | 0 | 2 | 1 | 33 | |
| 35 | BRIMAH, Amida | c | 6-8 | 0-0 | 1-1 | 1 | 2 | 3 | 2 | 13 | 1 | 2 | 6 | 0 | 26 | |
| 02 | ADAMS, Jalen | c | 4-11 | 1-4 | 2-2 | 0 | 7 | 7 | 1 | 11 | 12 | 4 | 0 | 0 | 37 | |
| 15 | PURVIS, Rodney | g | 3-8 | 1-3 | 2-2 | 1 | 7 | 8 | 1 | 9 | 2 | 3 | 0 | 0 | 40- | |
| 01 | VITAL, Christian | g | 1-4 | 0-2 | 2-2 | 1 | 2 | 3 | 1 | 4 | 3 | 1 | 0 | 0 | 21 | |
| 13 | ENOCH, Steven | g | 1-3 | 0-0 | 1-2 | 1 | 0 | 1 | 0 | 3 | 0 | 0 | 0 | 0 | 10 | |
| 23 | DURHAM, Juwan | g | 0-1 | 0-0 | 0-0 | 0 | 0 | 0 | 0 | 0 | 0 | 0 | 0 | 0 | 2 | |
| 04 | FOXEN, Christian | g | 0-0 | 0-0 | 0-0 | 0 | 0 | 0 | 0 | 0 | 0 | 0 | 0 | 0 | 1 | |
| 31 | NOYES, Mike | g | 0-0 | 0-0 | 0-0 | 0 | 0 | 0 | 0 | 0 | 0 | 0 | 0 | 0 | 1 | |
| 33 | LOMOTEV, Restinel | g | 0-0 | 0-0 | 0-0 | 0 | 0 | 0 | 0 | 0 | 0 | 0 | 0 | 0 | 1 | |
| 45 | AIYGBUSI, Omatayo | g | 0-0 | 0-0 | 0-0 | 0 | 0 | 0 | 0 | 0 | 0 | 0 | 0 | 0 | 1 | |
| Team | | | 28-53 | 4-12 | 13-17 | 9 | 31 | 40 | 8 | 73 | 18 | 12 | 9 | 1 | 200 | |
| Totals | | | | | | | | | | | | | | | | |
| FG % 1st Half: 15-27 55.6% | | | 2nd half: 13-26 50.0% | | | Game: 28-53 52.8% | | | Deadball Rebounds | | | | | | | |
| 3FG % 1st Half: 4-8 50.0% | | | 2nd half: 0-4 0.0% | | | Game: 4-12 33.3% | | | | | | | | | | |
| FT % 1st Half: 5-5 100.0% | | | 2nd half: 8-12 66.7% | | | Game: 13-17 76.5% | | | 1 | | | | | | | |

Officials: Doug Shows, Ray Natili, Alfred Smith
 Technical fouls: Temple-None. UCONN-None.
 Attendance: 6582

| Score by periods | 1st | 2nd | Total |
|------------------|-----|-----|-------|
| Temple | 28 | 31 | 59 |
| UCONN | 39 | 34 | 73 |

Last FG - TU 2nd-02:38, UCONN 2nd-00:19.

Largest lead - TU by 1 1st-19:29, UCONN by 17 2nd-18:29.

TU led for 00:34. UCONN led for 36:51. Game was tied for 02:35.

Score tied - 2 times.
 Lead changed - 2 times.

| Points | In | Off | 2nd | Fast | Bench |
|--------|----|-----|-----|------|-------|
| TU | 20 | 8 | 7 | 5 | 17 |
| UCONN | 42 | 12 | 15 | 6 | 7 |



Official Basketball Box Score -- Game Totals -- Final Statistics
Tulsa vs Temple
 01/14/17 4:00pm at Philadelphia, Pa. (Liacouras Center)



Tulsa 70 • 9-7, 3-1

| # | Player | Total | | | 3-Ptr | | | Rebounds | | | PF | TP | A | | | Blk | Stl | Min. |
|--|------------------|--------|--------|--------|-------|-----|-----|----------|-----|-----|----|----|---|---|-----|-----|-----|------|
| | | FG-FGA | FG-FGA | FT-FTA | Off | Def | Tot | TO | Blk | Stl | | | | | | | | |
| 00 | ETOU, Junior | f | 4-11 | 1-5 | 6-6 | 1 | 8 | 9 | 2 | 15 | 4 | 3 | 0 | 0 | 0 | 0 | 33 | |
| 12 | MAGNAY, Will | f | 0-0 | 0-0 | 0-0 | 1 | 1 | 2 | 0 | 0 | 0 | 2 | 1 | 0 | 0 | 0 | 12 | |
| 04 | TAPLIN, Sterling | g | 6-11 | 0-2 | 2-3 | 0 | 3 | 3 | 2 | 14 | 4 | 2 | 0 | 5 | 31 | | | |
| 11 | BIRT, Pat | g | 5-9 | 4-8 | 0-0 | 0 | 2 | 2 | 1 | 14 | 1 | 1 | 0 | 2 | 37 | | | |
| 13 | WHEELER, Jaleel | g | 1-2 | 0-1 | 3-5 | 0 | 0 | 0 | 3 | 5 | 3 | 2 | 1 | 1 | 24 | | | |
| 01 | IGBANU, Martins | g | 1-2 | 0-0 | 2-2 | 0 | 0 | 0 | 0 | 2 | 4 | 0 | 1 | 0 | 0 | 6 | | |
| 02 | HAITH, Corey | g | 0-0 | 0-0 | 0-0 | 0 | 0 | 0 | 0 | 0 | 0 | 0 | 1 | 0 | 0 | 2 | | |
| 03 | ATSON, Travis | g | 0-0 | 0-0 | 0-0 | 0 | 0 | 0 | 0 | 2 | 0 | 0 | 1 | 0 | 0 | 4 | | |
| 05 | KORITA, Lawson | g | 0-0 | 0-0 | 2-2 | 0 | 0 | 0 | 0 | 2 | 0 | 0 | 0 | 0 | 0 | 3 | | |
| 14 | ENDO, TK | g | 4-4 | 0-0 | 1-3 | 2 | 3 | 5 | 2 | 9 | 0 | 1 | 2 | 0 | 0 | 20 | | |
| 22 | HENDERSON, Corey | g | 2-6 | 0-3 | 0-0 | 0 | 0 | 0 | 0 | 2 | 4 | 3 | 0 | 0 | 0 | 22 | | |
| 35 | ARTISON, Geno | g | 1-1 | 1-1 | 0-0 | 0 | 1 | 1 | 1 | 3 | 0 | 1 | 0 | 0 | 0 | 5 | | |
| Team | | | | | | 1 | 3 | 4 | | | | | | | | | | |
| Totals | | | 24-46 | 6-20 | 16-21 | 5 | 21 | 26 | 17 | 70 | 15 | 15 | 4 | 8 | 199 | | | |
| FG % 1st Half: 13-26 50.0% 2nd half: 11-20 55.0% Game: 24-46 52.2% Deadball Rebounds 2.1 | | | | | | | | | | | | | | | | | | |
| 3FG % 1st Half: 5-12 41.7% 2nd half: 1-8 12.5% Game: 6-20 30.0% | | | | | | | | | | | | | | | | | | |
| FT % 1st Half: 6-8 75.0% 2nd half: 10-13 76.9% Game: 16-21 76.2% | | | | | | | | | | | | | | | | | | |

Temple 68 • 10-9, 1-5

| # | Player | Total | | 3-Ptr | | Rebounds | | | PF | TP | A | TO | Blk | Stl | Min. |
|----------------------|--------------------|--------|-----------------|--------|-------------|----------|----------------------|----|----|----|----|----|-----|-----|------|
| | | FG-FGA | FG-FGA | FT-FTA | Off | Def | Tot | | | | | | | | |
| 00 | ANAKHONY, Obi | f | 1-10 | 2-5 | 3-3 | 1 | 3 | 4 | 15 | 1 | 1 | 2 | 1 | 38 | |
| 24 | FLAKPUI, Ernest | c | 1-1 | 0-0 | 0-0 | 1 | 3 | 4 | 4 | 2 | 0 | 2 | 0 | 1 | 16 |
| 02 | MOORE II, Alani | c | 2-7 | 0-5 | 0-0 | 2 | 3 | 5 | 1 | 4 | 2 | 3 | 0 | 1 | 36 |
| 03 | DALTON, JR., Shizz | c | 10-20 | 5-13 | 0-0 | 0 | 4 | 4 | 2 | 25 | 1 | 2 | 0 | 2 | 39 |
| 04 | ALINGE, Daniel | g | 5-9 | 2-4 | 2-2 | 3 | 5 | 8 | 1 | 14 | 4 | 4 | 0 | 0 | 37 |
| 10 | WILLIAMS, Mark | c | 2-4 | 0-0 | 1-2 | 1 | 4 | 5 | 1 | 5 | 1 | 1 | 0 | 0 | 15 |
| 13 | ROSE, Quinton | c | 0-5 | 0-1 | 3-6 | 0 | 0 | 0 | 3 | 3 | 2 | 1 | 0 | 0 | 16 |
| 23 | MOORE, Damion | c | 0-0 | 0-0 | 0 | 0 | 0 | 0 | 3 | 0 | 0 | 0 | 0 | 0 | 20 |
| Team | | | | | | | | | | | | | | | |
| Totals | | | 25-56 | 9-28 | 9-13 | 10 | 20 | 30 | 19 | 68 | 11 | 14 | 2 | 5 | 401 |
| FG % 1st Half: 13-29 | | 44.8% | 2nd half: 12-27 | 44.4% | Game: 25-56 | 44.6% | Deadball Rebounds | | | | | | | | |
| 3FG % 1st Half: 4-13 | | 30.8% | 2nd half: 5-15 | 33.3% | Game: 9-28 | 32.1% | | | | | | | | | |
| FT % 1st Half: 4-8 | | 50.0% | 2nd half: 5-5 | 100.0% | Game: 9-13 | 69.2% | | | | | | | | | |

2016-17 TEMPLE MEN'S BASKETBALL BOX SCORES



Official Basketball Box Score -- Game Totals -- Final Statistics
Memphis vs Temple
 01/25/17 6:05pm at Philadelphia, Pa. (Liaccouras Center)



Memphis 66 • 15-6, 5-3

| # | Player | Total | | 3-Ptr | | Rebounds | | | PF | TP | A TO | | Blk | Stl | Min |
|----------------------|-------------------|--------|-----------------|--------|--------|-------------|-----|-------|----------|----|------|---|-----|-----|-----|
| | | FG-FGA | FG-FGA | FT-FTA | FT-FTA | Off | Def | Tot | | | | | | | |
| 01 | Lawson, Dedric | f | 4-13 | 0-5 | 5-6 | 1 | 4 | 5 | 3 | 13 | 0 | 2 | 1 | 2 | 34 |
| 02 | Rivers, Jimario | f | 2-3 | 0-0 | 0-0 | 2 | 1 | 3 | 1 | 4 | 4 | 0 | 1 | 1 | 35 |
| 00 | Lawson, K.J. | g | 1-7 | 0-2 | 2-3 | 1 | 3 | 4 | 4 | 4 | 0 | 4 | 0 | 0 | 29 |
| 03 | Martin, Jeremiah | g | 5-12 | 0-2 | 6-9 | 0 | 1 | 1 | 4 | 16 | 5 | 1 | 0 | 1 | 35 |
| 05 | Crawford, Markel | g | 6-12 | 1-2 | 2-3 | 3 | 4 | 7 | 1 | 15 | 5 | 1 | 0 | 0 | 37 |
| 04 | Clergeot, Keon | g | 1-1 | 1-1 | 2-3 | 2 | 2 | 4 | 1 | 5 | 1 | 0 | 0 | 1 | 11 |
| 10 | Kessee, Christian | g | 0-1 | 0-1 | 0-0 | 0 | 0 | 0 | 0 | 0 | 0 | 0 | 0 | 0 | 5 |
| 12 | Randall, Craig | g | 3-6 | 3-6 | 0-0 | 0 | 3 | 3 | 2 | 9 | 0 | 0 | 0 | 0 | 14 |
| Team | | | | | | 2 | 0 | 2 | | | | | | | |
| Totals | | | 22-55 | 5-19 | 17-24 | 11 | 18 | 29 | 16 | 66 | 15 | 9 | 2 | 5 | 200 |
| FG % 1st Half: 11-33 | | 33.3% | 2nd half: 11-22 | | 50.0% | Game: 22-55 | | 40.0% | Deadball | | | | | | |
| 3FG % 1st Half: 3-8 | | 37.5% | 2nd half: 2-11 | | 18.2% | Game: 5-19 | | 26.3% | Rebounds | | | | | | |
| FT % 1st Half: 5-7 | | 71.4% | 2nd half: 12-17 | | 70.6% | Game: 17-24 | | 70.8% | 2 | | | | | | |

Temple 77 • 11-10, 2-6

| # | Player | Total | | 3-Ptr | | Rebounds | | | PF | TP | A TO | | Blk | Stl | Min |
|----------------------|--------------------|--------|-----------------|--------|--------|-------------|-----|-------|----------|----|------|----|-----|-----|-----|
| | | FG-FGA | FG-FGA | FT-FTA | FT-FTA | Off | Def | Tot | | | | | | | |
| 00 | ENECHIONYIA, Obi | f | 3-9 | 1-6 | 0-0 | 1 | 2 | 3 | 4 | 7 | 1 | 1 | 0 | 1 | 23 |
| 04 | AFLAKPUI, Ernest | c | 1-2 | 0-0 | 1-2 | 1 | 3 | 4 | 2 | 3 | 1 | 2 | 0 | 0 | 18 |
| 02 | MOORE II, Alani | g | 3-8 | 3-7 | 0-0 | 2 | 1 | 3 | 2 | 9 | 3 | 2 | 0 | 1 | 35 |
| 03 | ALSTON, JR., Shizz | g | 9-15 | 4-8 | 0-0 | 1 | 4 | 5 | 3 | 22 | 1 | 2 | 0 | 1 | 40 |
| 04 | DINGLE, Daniel | g | 5-8 | 2-4 | 4-5 | 1 | 6 | 7 | 3 | 16 | 2 | 4 | 1 | 0 | 39 |
| 10 | WILLIAMS, Mark | g | 4-9 | 1-3 | 6-6 | 1 | 3 | 4 | 4 | 15 | 4 | 0 | 0 | 0 | 22 |
| 13 | ROSE, Quinton | g | 1-3 | 0-1 | 3-4 | 1 | 7 | 8 | 3 | 5 | 5 | 2 | 0 | 1 | 23 |
| Team | | | | | | 3 | 1 | 4 | | | | | | | |
| Totals | | | 26-54 | 11-29 | 14-17 | 11 | 27 | 38 | 21 | 77 | 17 | 14 | 1 | 4 | 200 |
| FG % 1st Half: 12-28 | | 42.9% | 2nd half: 14-26 | | 53.8% | Game: 26-54 | | 48.1% | Deadball | | | | | | |
| 3FG % 1st Half: 5-16 | | 31.3% | 2nd half: 6-13 | | 46.2% | Game: 11-29 | | 37.9% | Rebounds | | | | | | |
| FT % 1st Half: 1-2 | | 50.0% | 2nd half: 13-15 | | 86.7% | Game: 14-17 | | 82.4% | 2 | | | | | | |

Officials: Joe DeRosa, Alfred Smith, Darron George
 Technical fouls: Memphis-None. Temple-None.
 Attendance: 4950

| Score by periods | 1st | 2nd | Total |
|------------------|-----|-----|-------|
| Memphis | 30 | 36 | 66 |
| Temple | 30 | 47 | 77 |

Last FG - MEM 2nd-00:57, TU 2nd-01:22.
 Largest lead - MEM by 7 1st-09:41, TU by 14 2nd-06:31.
 MEM led for 14:54. TU led for 21:44. Game was tied for 03:22.

Score tied - 5 times.
 Lead changed - 5 times.



Official Basketball Box Score -- Game Totals -- Final Statistics
Temple vs Tulane
 01/31/17 7:00 p.m. at New Orleans



Temple 79 • 12-11, 3-7 AAC

| # | Player | Total | | 3-Ptr | | Rebounds | | | PF | TP | A TO | | Blk | Stl | Min |
|----------------------|--------------------|--------|-----------------|--------|--------|-------------|-----|-------|----------|----|------|----|-----|-----|-----|
| | | FG-FGA | FG-FGA | FT-FTA | FT-FTA | Off | Def | Tot | | | | | | | |
| 00 | ENECHIONYIA, Obi | f | 5-8 | 1-4 | 2-3 | 2 | 0 | 2 | 4 | 13 | 0 | 2 | 0 | 1 | 27 |
| 24 | AFLAKPUI, Ernest | c | 2-3 | 0-0 | 0-0 | 0 | 5 | 5 | 4 | 4 | 0 | 3 | 0 | 0 | 11 |
| 02 | MOORE II, Alani | g | 2-5 | 2-4 | 2-2 | 0 | 0 | 0 | 0 | 8 | 2 | 1 | 0 | 2 | 32 |
| 03 | ALSTON, JR., Shizz | g | 5-9 | 2-6 | 3-3 | 1 | 5 | 6 | 5 | 15 | 2 | 2 | 0 | 1 | 35 |
| 04 | DINGLE, Daniel | g | 2-6 | 0-2 | 4-6 | 1 | 3 | 4 | 3 | 8 | 6 | 1 | 1 | 0 | 39 |
| 10 | WILLIAMS, Mark | g | 6-10 | 1-3 | 0-1 | 0 | 2 | 2 | 3 | 13 | 1 | 3 | 0 | 0 | 22 |
| 13 | ROSE, Quinton | g | 6-13 | 1-3 | 5-6 | 4 | 5 | 9 | 1 | 18 | 1 | 1 | 0 | 0 | 27 |
| 23 | MOORE, Damion | g | 0-1 | 0-0 | 0-0 | 0 | 1 | 1 | 0 | 0 | 0 | 0 | 2 | 0 | 7 |
| Team | | | | | | 1 | 3 | 4 | | | | | | | |
| Totals | | | 28-55 | 7-22 | 16-21 | 9 | 24 | 33 | 20 | 79 | 12 | 14 | 3 | 4 | 200 |
| FG % 1st Half: 15-31 | | 48.4% | 2nd half: 13-24 | | 54.2% | Game: 28-55 | | 50.9% | Deadball | | | | | | |
| 3FG % 1st Half: 3-11 | | 27.3% | 2nd half: 4-11 | | 36.4% | Game: 7-22 | | 31.8% | Rebounds | | | | | | |
| FT % 1st Half: 1-3 | | 33.3% | 2nd half: 15-18 | | 83.3% | Game: 16-21 | | 76.2% | 1 | | | | | | |

Tulane 71 • 4-18, 1-9 AAC

| # | Player | Total | | 3-Ptr | | Rebounds | | | PF | TP | A TO | | Blk | Stl | Min |
|----------------------|-------------------|--------|-----------------|--------|--------|-------------|-----|-------|----------|----|------|----|-----|-----|-----|
| | | FG-FGA | FG-FGA | FT-FTA | FT-FTA | Off | Def | Tot | | | | | | | |
| 15 | SMITH, Ryan | c | 5-10 | 0-0 | 1-2 | 5 | 1 | 6 | 3 | 11 | 3 | 4 | 0 | 0 | 23 |
| 03 | ONA EMBO, Ray | g | 1-6 | 0-1 | 0-0 | 0 | 2 | 2 | 1 | 2 | 0 | 0 | 0 | 2 | 25 |
| 05 | REYNOLDS, Cameron | g | 11-22 | 3-9 | 4-6 | 2 | 7 | 9 | 4 | 29 | 2 | 0 | 0 | 0 | 40 |
| 13 | MORGAN, Malik | g | 3-8 | 2-6 | 2-2 | 0 | 2 | 2 | 1 | 10 | 2 | 6 | 0 | 1 | 33 |
| 35 | FRAZIER, Melvin | g | 2-4 | 0-2 | 1-2 | 0 | 6 | 6 | 3 | 5 | 2 | 0 | 0 | 1 | 25 |
| 11 | HARRIS, Kain | g | 0-1 | 0-1 | 1-2 | 0 | 0 | 0 | 2 | 1 | 0 | 0 | 0 | 0 | 13 |
| 12 | REYES, Sammis | g | 4-5 | 0-0 | 1-2 | 3 | 4 | 7 | 4 | 9 | 0 | 2 | 1 | 0 | 22 |
| 14 | SLATER, Colin | g | 1-6 | 0-3 | 2-2 | 1 | 0 | 1 | 0 | 4 | 1 | 0 | 0 | 1 | 17 |
| 23 | PAUL, Blake | g | 0-0 | 0-0 | 0-0 | 0 | 0 | 0 | 2 | 0 | 0 | 1 | 0 | 0 | 2 |
| Team | | | | | | 3 | 0 | 3 | | | | | | | |
| Totals | | | 27-62 | 5-22 | 12-18 | 14 | 22 | 36 | 20 | 71 | 10 | 13 | 1 | 5 | 200 |
| FG % 1st Half: 15-32 | | 46.9% | 2nd half: 12-30 | | 40.0% | Game: 27-62 | | 43.5% | Deadball | | | | | | |
| 3FG % 1st Half: 3-9 | | 33.3% | 2nd half: 2-13 | | 15.4% | Game: 5-22 | | 22.7% | Rebounds | | | | | | |
| FT % 1st Half: 1-2 | | 50.0% | 2nd half: 11-16 | | 68.8% | Game: 12-18 | | 66.7% | 3 | | | | | | |

Officials: Peter Juzenas, Mark Schnur, Jose Carnion
 Technical fouls: Temple-None. Tulane-None.
 Attendance: 1609

| Score by periods | 1st | 2nd | Total |
|------------------|-----|-----|-------|
| Temple | 34 | 45 | 79 |
| Tulane | 34 | 37 | 71 |

Last FG - TU 2nd-01:07, TLN 2nd-00:25.
 Largest lead - TU by 13 2nd-06:45, TLN by 7 1st-15:11.
 TU led for 21:08. TLN led for 10:40. Game was tied for 08:12.

Score tied - 9 times.
 Lead changed - 6 times.



Official Basketball Box Score -- Game Totals -- Final Statistics
Temple vs Houston
 01/28/17 9:05 p.m. at Hofheinz Pavilion (Houston)



Temple 66 • 11-11, 2-7

| # | Player | Total | | 3-Ptr | | Rebounds | | | PF | TP | A TO | | Blk | Stl | Min |
|----------------------|--------------------|--------|-----------------|--------|--------|-------------|-----|-------|----------|----|------|----|-----|-----|-----|
| | | FG-FGA | FG-FGA | FT-FTA | FT-FTA | Off | Def | Tot | | | | | | | |
| 00 | ENECHIONYIA, Obi | f | 6-16 | 4-9 | 0-0 | 3 | 4 | 7 | 3 | 16 | 0 | 0 | 1 | 0 | 40- |
| 04 | DINGLE, Daniel | f | 6-12 | 3-7 | 0-0 | 0 | 3 | 3 | 1 | 15 | 3 | 3 | 0 | 0 | 38 |
| 24 | AFLAKPUI, Ernest | c | 0-1 | 0-0 | 2-3 | 2 | 2 | 4 | 4 | 2 | 0 | 1 | 0 | 0 | 14 |
| 02 | MOORE II, Alani | g | 2-4 | 0-1 | 1-1 | 1 | 4 | 5 | 1 | 5 | 3 | 1 | 0 | 0 | 25 |
| 03 | ALSTON, JR., Shizz | g | 3-9 | 3-8 | 0-0 | 1 | 3 | 4 | 3 | 9 | 2 | 1 | 0 | 1 | 40- |
| 10 | WILLIAMS, Mark | g | 4-10 | 0-4 | 0-0 | 0 | 2 | 2 | 4 | 8 | 1 | 1 | 1 | 0 | 21 |
| 13 | ROSE, Quinton | g | 5-10 | 0-3 | 1-2 | 0 | 3 | 3 | 4 | 11 | 3 | 3 | 0 | 2 | 22 |
| Team | | | | | | 1 | 1 | 2 | | | | | | | |
| Totals | | | 26-62 | 10-32 | 4-6 | 9 | 22 | 31 | 20 | 66 | 12 | 10 | 2 | 3 | 200 |
| FG % 1st Half: 13-31 | | 41.9% | 2nd half: 13-31 | | 41.9% | Game: 26-62 | | 41.9% | Deadball | | | | | | |
| 3FG % 1st Half: 6-15 | | 40.0% | 2nd half: 4-17 | | 23.5% | Game: 10-32 | | 31.3% | Rebounds | | | | | | |
| FT % 1st Half: 1-2 | | 50.0% | 2nd half: 3-4 | | 75.0% | Game: 4-6 | | 66.7% | 0 | | | | | | |

Houston 79 • 15-7, 6-4

LIACOURAS CENTER RECORDS

POINTS

| Name | Date | Team | Pts. |
|-------------------------|----------|--------------------|------|
| Aaric Murray | 12/18/13 | Texas Southern | 48 |
| Lynn Greer | 1/30/02 | vs. Fordham | 43 |
| David Hawkins | 3/3/04 | vs. Massachusetts | 41 |
| Mark Tyndale | 2/24/07 | vs. Charlotte | 37 |
| Dionte Christmas | 3/5/08 | vs. Duquesne | 37 |
| David Gonzalez | 1/31/09 | Richmond | 36 |
| David Hawkins | 1/31/04 | vs. Saint Joseph's | 36 |
| Khalif Wyatt | 2/14/13 | vs. Duquesne | 35 |
| Dionte Christmas | 12/13/08 | vs. Tennessee | 35 |
| Lynn Greer | 2/2/02 | vs. Saint Joseph's | 34 |
| Dustin Salisbery | 12/5/06 | vs. W. Michigan | 34 |
| Dalton Pepper | 1/26/14 | vs. Cincinnati | 33 |
| Juan Fernandez | 12/13/09 | vs. Villanova | 33 |
| Ramone Moore | 12/10/11 | vs. Villanova | 32 |
| Seven players tied with | | | 31 |

FIELD GOALS MADE

| Name | Date | Team | FG |
|------------------|----------|---------------------|----|
| Aaric Murray | 12/18/13 | Texas Southern | 20 |
| Mark Tyndale | 2/24/07 | vs. Charlotte | 14 |
| David Hawkins | 1/31/04 | vs. Saint Joseph's | 13 |
| Lynn Greer | 1/30/02 | vs. Fordham | 13 |
| Dionte Christmas | 2/7/07 | vs. St. Bonaventure | 13 |
| Dionte Christmas | 3/5/08 | vs. Duquesne | 12 |
| Dionte Christmas | 12/13/08 | vs. Tennessee | 12 |
| Ramone Moore | 12/9/10 | vs. Georgetown | 12 |

FIELD GOALS ATTEMPTED

| Name | Date | Team | FGA |
|------------------|----------|--------------------|-----|
| Aaric Murray | 12/18/13 | Texas Southern | 28 |
| David Hawkins | 3/3/04 | vs. Massachusetts | 25 |
| David Hawkins | 1/31/04 | vs. Saint Joseph's | 25 |
| Damon Lynn | 12/17/16 | NJIT | 24 |
| Mardy Collins | 3/14/06 | vs. Akron | 24 |
| David Hawkins | 3/6/04 | vs. Xavier | 23 |
| David Hawkins | 1/17/04 | vs. Richmond | 23 |
| Gary Forbes | 2/11/07 | Massachusetts | 23 |
| Dionte Christmas | 3/5/08 | vs. Duquesne | 23 |
| Javier Silas | 12/18/10 | Northern Illinois | 23 |

THREE-POINT FIELD GOALS

| Name | Date | Team | FG |
|----------------|---------|----------------|----|
| Smush Parker | 1/30/02 | Fordham | 9 |
| Dalton Pepper | 1/26/14 | vs. Cincinnati | 8 |
| David Hawkins | 3/6/04 | vs. Xavier | 8 |
| Preston Murphy | 1/16/99 | Rhode Island | 8 |
| Cuttino Mobley | 1/4/98 | Rhode Island | 8 |
| Tommie Liddell | 1/17/07 | Saint Louis | 8 |

THREE-POINT FG ATT.

| Name | Date | Team | FGA |
|------------------|----------|----------------|-----|
| David Hawkins | 3/6/04 | vs. Xavier | 17 |
| David Hawkins | 1/17/04 | vs. Richmond | 16 |
| Damon Lynn | 12/17/16 | NJIT | 15 |
| David Hawkins | 11/21/03 | vs. Villanova | 15 |
| Smush Parker | 1/30/02 | Fordham | 15 |
| Dalton Pepper | 1/26/14 | vs. Cincinnati | 14 |
| Dionte Christmas | 12/13/08 | vs. Tennessee | 14 |
| Rasual Butler | 2/28/01 | La Salle | 14 |
| Rafer Alston | 12/9/97 | Fresno State | 14 |

FREE THROWS MADE

| Name | Date | Team | FT |
|------------------|----------|--------------------|----|
| Lynn Greer | 2/2/02 | vs. Saint Joseph's | 18 |
| Khalif Wyatt | 2/29/12 | vs. Massachusetts | 17 |
| Will Cummings | 12/10/14 | vs. Towson | 15 |
| Khalif Wyatt | 2/14/13 | vs. Duquesne | 15 |
| Ramone Moore | 12/10/11 | vs. Villanova | 14 |
| David Hawkins | 3/3/04 | vs. Massachusetts | 14 |
| Will Cummings | 11/17/14 | vs. Louisiana Tech | 13 |
| Dionte Christmas | 1/31/09 | vs. Richmond | 13 |
| Mark Tyndale | 2/3/08 | vs. G. Washington | 13 |
| Leon Williams | 11/29/07 | Ohio | 13 |

FREE THROWS ATTEMPTED

| Name | Date | Team | FTA |
|-----------------|----------|--------------------|-----|
| Will Cummings | 11/17/14 | vs. Louisiana Tech | 18 |
| Khalif Wyatt | 2/29/12 | vs. Massachusetts | 18 |
| Lynn Greer | 2/2/02 | vs. Saint Joseph's | 18 |
| Will Cummings | 12/10/14 | vs. Towson | 17 |
| David Hawkins | 3/3/04 | vs. Massachusetts | 17 |
| Tony Dobbins | 1/23/02 | Richmond | 17 |
| Koko Archibong | 12/30/01 | Penn | 16 |
| N. Caner-Medley | 1/28/06 | Maryland | 16 |

TEAM RECORDS

| | | |
|--|---------------|--|
| Most points in a game, Temple | 109 | Temple 109, St. Bonaventure 70 (2/7/07) |
| Most point in a game, opponent | 101 | Villanova 101, Temple 93 (12/9/07) |
| Most points, Temple in win | 109 | Temple 109, St. Bonaventure 70 (2/7/07) |
| Most points, opponent in win | 101 | Villanova 101, Temple 93 (12/9/07) |
| Most points, Temple in regulation win | 109 | Temple 109, St. Bonaventure 70 (2/7/07) |
| Most points, opponent in regulation win | 101 | Villanova 101, Temple 93 (12/9/07) |
| Largest margin of victory, Temple | 44 | Temple 81, Duquesne 37 (1/29/00) |
| Largest margin of victory, opponent | 32 | Kansas (1/2/10) |
| Least points scored by Temple | 40 | vs. American (11/14/14) |
| Least points scored by opponent | 30 | Richmond (2/22/06) |
| Least points scored by Temple in win | 40 | vs. American (11/14/14) |
| Least points scored by opponent in win | 57 | Dayton (1/25/03) |
| Most points scored by Temple in a first half | 56 | vs. La Salle (2/4/07) |
| Most points scored by opponent in a first half | 52 | Louisville (2/14/14) |
| Most points scored by Temple in a second half | 58 | vs. Richmond (1/31/09) |
| Most points scored by opponent in a second half | 59 | Villanova (12/9/07) |
| Least points scored by Temple in a first half | 15 | vs. Saint Joseph's (2/17/98) |
| Least points scored by opponent in a first half | 8 | Tulane (1/31/15) |
| Least points scored by Temple in a second half | 17 | vs. American (11/14/14) |
| Least points scored by opponent in a second half | 15 | Saint Joseph's (2/17/98) |
| Most total points | 194 | Villanova 101, Temple 93 (12/9/07) |
| Field goals made | 41 | vs. St. Bonaventure (2/7/07) |
| Field goals attempted | 78 | Massachusetts (2/29/12) |
| Field goal percentage | 61.5 (32-52) | Houston (3/1/14) |
| 3-Pt. field goals made | 18 | vs. Fordham (1/30/02); Auburn (11/19/04) |
| 3-Pt. field goals attempted | 42 | St. Bonaventure (2/23/02) |
| 3-Pt. field goal percentage | 70.0 (7-10) | vs. Charlotte (2/6/13) |
| Free throws made | 38 | vs. Richmond (1/31/09) |
| Free throws attempted | 49 | vs. Maryland (1/28/06) |
| Free throw percentage | 96.3 (26-27) | vs. Saint Joseph's (2/2/02) |
| Rebounds | 53 | vs. Arizona State (11/30/04) |
| Assists | 26 | vs. St. Bonaventure (11/14/10) |
| Steals | 22 | vs. Duquesne (1/21/98) |
| Blocked shots | 10 | vs. St. Bona. (1/11/98); vs. Delaware St. (12/28/14) |
| Turnovers | 27 | Duquesne (1/21/98) |
| Fouls | 33 | Richmond (1/31/09) |
| Most Temple wins, season | 16 | 2014-15 |
| Most Temple losses, season | 5 | Four times, last (2006-07) |
| Least Temple losses, season | 0 | Twice, 2010-11, 1999-00 |
| Longest Temple winning streak | 25 | 1/6/10 to 12/28/11 |
| Longest Temple losing streak | 4 | 12/18/13 to 1/26/14 |
| Overall record | 205-66 (.756) | |

REBOUNDS

| Name | Date | Team | Rebounds |
|---------------------|----------|---------------------|----------|
| Jaylen Bond | 12/28/14 | vs. Delaware St. | 18 |
| R. Hollis-Jefferson | 2/21/13 | vs. La Salle | 18 |
| Lavoy Allen | 2/22/09 | vs. St. Bonaventure | 18 |
| Sam Downey | 12/22/16 | Yale | 17 |
| Lavoy Allen | 2/24/20 | vs. Dayton | 17 |
| Lavoy Allen | 12/13/09 | vs. Villanova | 17 |
| Keith Butler | 3/3/04 | vs. Massachusetts | 17 |
| Harold Rasul | 2/17/98 | Saint Joseph's | 17 |
| Jaylen Bond | 2/14/15 | vs. East Carolina | 16 |
| Micheal Eric | 2/11/12 | vs. Xavier | 16 |
| Ahmad Nivins | 3/5/09 | Saint Joseph's | 16 |
| Mark Tyndale | 2/7/07 | vs. St. Bonaventure | 16 |
| Charles Little | 2/28/07 | Dayton | 16 |
| Ike Diogu | 11/30/04 | Arizona State | 16 |
| Kelly Wise | 12/20/01 | Memphis | 16 |

ASSISTS

| Name | Date | Team | Assists |
|---------------|----------|---------------------|---------|
| Lynn Greer | 2/8/01 | vs. G. Washington | 13 |
| Pepe Sanchez | 2/24/00 | vs. St. Bonaventure | 13 |
| Mardy Collins | 1/28/06 | vs. Maryland | 12 |
| Chaz Williams | 2/29/12 | Massachusetts | 11 |
| Jarod Oldham | 12/28/11 | Buffalo | 11 |
| Ben Luber | 12/13/04 | Penn State | 11 |
| Pepe Sanchez | 1/3/99 | vs. La Salle | 11 |

STEALS

| Name | Date | Team | Steals |
|----------------|----------|-------------------|--------|
| Pepe Sanchez | 1/6/98 | vs. Penn | 8 |
| Mardy Collins | 12/13/04 | vs. Wake Forest | 7 |
| Pepe Sanchez | 1/21/98 | vs. Duquesne | 7 |
| Khalif Wyatt | 2/14/13 | vs. Duquesne | 6 |
| Malcolm Eleby | 2/22/09 | St. Bonaventure | 6 |
| David Hawkins | 1/5/03 | vs. G. Washington | 6 |
| Lynard Stewart | 1/21/98 | vs. Duquesne | 6 |
| Pepe Sanchez | 1/16/99 | vs. Rhode Island | 6 |
| Lynn Greer | 2/4/01 | vs. Rhode Island | 6 |

BLOCKS

| Name | Date | Team | Blocks |
|----------------|----------|------------------|--------|
| Lamont Barnes | 1/4/98 | vs. Rhode Island | 7 |
| Caswell Cyrus | 1/6/99 | St. Bonaventure | 6 |
| Lavoy Allen | 1/19/11 | vs. Penn | 6 |
| Micheal Eric | 2/1/12 | vs. Fordham | 5 |
| Anthony Lee | 1/18/12 | vs. La Salle | 5 |
| Micheal Eric | 11/12/10 | vs. Seton Hall | 5 |
| Sergio Olmos | 12/13/08 | vs. Tennessee | 5 |
| Keith Butler | 1/12/05 | vs. Fordham | 5 |
| Ron Rollerson | 12/22/01 | vs. DePaul | 5 |
| Tahric Golshey | 12/23/00 | Cleveland State | 5 |
| Lamont Barnes | 2/24/00 | vs. St. Bona. | 5 |

2016-17 TEMPLE MEN'S BASKETBALL PHOTO ROSTER



Fran Dunphy
Head Coach
11th Season



Dave Duke
Asst. to the Head Coach/
Player Development
11th Season



Chris Clark
Assistant Coach
First Season




Aaron McKie
Assistant Coach
Third Season




Shawn Trice
Assistant Coach
11th Season



Raheem Mapp
Director of
Operations



Jake Shechtman
Video Coordinator



Shawn Cameron
Athletic Trainer



Rich Levy
Strength &
Conditioning Coach

THE PLAYERS



#24 Ernest Aflakpui
So. • C • 6-10 • 240
Accra, Ghana
Archbishop Carroll (Pa.)




#3 Shizz Alston, Jr.
So. • G • 6-4 • 180
Philadelphia, Pa.
The Haverford School



#1 Josh Brown
Sr. • G • 6-3 • 195
Irvington, N.J.
St. Anthony's



#4 Daniel Dingle
R-Sr. • G/F • 6-7 • 225
Bronx, N.Y.
St. Raymond's



#0 Obi Enechionya
Jr. • F • 6-10 • 220
Springfield, Va.
St. James (Md.) School



#25 Steve Leonard
R-Jr. • G/F • 6-6 • 180
Collegeville, Pa.
Perkiomen Valley



#15 Isaiah Lewis
Jr. • G • 6-4 • 175
Brooklyn, N.Y.
Arlington Country Day/
Casper College



#11 Trey Lowe
So. • G • 6-7 • 165
Ewing, N.J.
Ewing



#2 Alani Moore II
Fr. • G • 5-10 • 170
Washington, D.C.
Friendship Collegiate
Academy



#23 Damion Moore
Fr. • C • 6-11 • 225
Jackson, Miss.
Callaway



**#32 Ayan Nunez de
Carvalho**
R-Fr. • G • 6-5 • 200
Parana, Argentina
Escuela Normal Superior



#22 Mike Robbins
Sr. • G • 6-4 • 190
Wynnewood, Pa.
Lower Merion



#13 Quinton Rose
Fr. • G • 6-8 • 185
Rochester, N.Y.
Bishop Kearney



#10 Mark Williams
Sr. • F • 6-8 • 225
Cleveland, Ohio
Montrose Christian



2016-17 Temple Men's Basketball
Temple Team Game-by-Game (as of Feb 05, 2017)
All games



TEAM STATISTICS

| | | | | Total | | 3-Pointers | | Free throws | | Rebounds | | | | | | | | | | | |
|-------------------|----------|-------|-----|----------|------|------------|------|-------------|------|----------|-----|-----|------|-----|-----|-----|-----|-----|------|------|--|
| Opponent | Date | Score | | fg-fga | pct | 3fg-fga | pct | ft-fa | pct | off | def | tot | avg | pf | a | t/o | blk | stl | pts | avg | |
| LA SALLE | 11/11/16 | 97-92 | Wot | 34-69 | .493 | 9-24 | .375 | 20-31 | .645 | 9 | 38 | 47 | 47.0 | 18 | 17 | 11 | 9 | 8 | 97 | 97.0 | |
| NEW HAMPSHIRE | 11/14/16 | 52-57 | L | 20-66 | .303 | 6-27 | .222 | 6-9 | .667 | 12 | 33 | 45 | 46.0 | 14 | 11 | 7 | 6 | 4 | 52 | 74.5 | |
| at Massachusetts | 11/17/16 | 67-70 | L | 26-68 | .382 | 8-26 | .308 | 7-16 | .438 | 13 | 21 | 34 | 42.0 | 16 | 18 | 11 | 4 | 8 | 67 | 72.0 | |
| MANHATTAN | 11/20/16 | 88-67 | W | 31-58 | .534 | 7-18 | .389 | 19-22 | .864 | 8 | 21 | 29 | 38.8 | 20 | 16 | 15 | 8 | 10 | 88 | 76.0 | |
| vs Florida State | 11/24/16 | 89-86 | W | 29-62 | .468 | 11-21 | .524 | 20-27 | .741 | 17 | 19 | 36 | 38.2 | 18 | 12 | 12 | 9 | 5 | 89 | 78.6 | |
| vs West Virginia | 11/25/16 | 81-77 | W | 25-52 | .481 | 10-19 | .526 | 21-24 | .875 | 10 | 23 | 33 | 37.3 | 16 | 16 | 19 | 10 | 7 | 81 | 79.0 | |
| at Saint Joseph's | 11/30/16 | 78-72 | W | 31-63 | .492 | 10-27 | .370 | 6-9 | .667 | 8 | 27 | 35 | 37.0 | 16 | 16 | 5 | 3 | 6 | 78 | 78.9 | |
| PENN | 12/03/16 | 70-62 | W | 26-61 | .426 | 7-19 | .368 | 11-19 | .579 | 12 | 28 | 40 | 37.4 | 17 | 16 | 7 | 6 | 4 | 70 | 77.8 | |
| GEORGE WASHINGTON | 12/07/16 | 63-66 | L | 23-54 | .426 | 12-26 | .462 | 5-8 | .625 | 5 | 18 | 23 | 35.8 | 14 | 21 | 9 | 8 | 6 | 63 | 76.1 | |
| vs DePaul | 12/10/16 | 74-65 | W | 20-50 | .400 | 9-20 | .450 | 25-31 | .806 | 7 | 28 | 35 | 35.7 | 28 | 12 | 16 | 2 | 11 | 74 | 75.9 | |
| at Villanova | 12/13/16 | 57-78 | L | 22-60 | .367 | 10-28 | .357 | 3-6 | .500 | 13 | 21 | 34 | 35.5 | 22 | 10 | 18 | 3 | 7 | 57 | 74.2 | |
| NJIT | 12/17/16 | 68-63 | W | 23-55 | .418 | 7-18 | .389 | 15-18 | .833 | 3 | 31 | 34 | 35.4 | 12 | 14 | 6 | 2 | 6 | 68 | 73.7 | |
| YALE | 12/22/16 | 83-77 | W | 22-65 | .338 | 11-31 | .355 | 28-30 | .933 | 14 | 28 | 42 | 35.9 | 21 | 13 | 8 | 5 | 6 | 83 | 74.4 | |
| CINCINNATI | 12/28/16 | 50-56 | L | 16-60 | .267 | 5-26 | .192 | 13-19 | .684 | 14 | 29 | 43 | 36.4 | 18 | 8 | 16 | 2 | 5 | 50 | 72.6 | |
| at UCF | 12/31/16 | 53-77 | L | 20-64 | .313 | 5-25 | .200 | 8-14 | .571 | 9 | 22 | 31 | 36.1 | 24 | 11 | 9 | 2 | 7 | 53 | 71.3 | |
| at SMU | 01/04/17 | 65-79 | L | 24-61 | .393 | 10-30 | .333 | 7-10 | .700 | 9 | 16 | 25 | 35.4 | 26 | 16 | 10 | 1 | 9 | 65 | 70.9 | |
| EAST CAROLINA | 01/07/17 | 81-62 | W | 33-62 | .532 | 6-19 | .316 | 9-14 | .643 | 11 | 28 | 39 | 35.6 | 16 | 17 | 11 | 1 | 8 | 81 | 71.5 | |
| at UCONN | 01/11/17 | 59-73 | L | 23-64 | .359 | 10-34 | .294 | 3-8 | .375 | 12 | 19 | 31 | 35.3 | 15 | 18 | 9 | 1 | 5 | 59 | 70.8 | |
| TULSA | 01/14/17 | 68-70 | L | 25-56 | .446 | 9-28 | .321 | 9-13 | .692 | 10 | 20 | 30 | 35.1 | 19 | 11 | 14 | 2 | 5 | 68 | 70.7 | |
| at Cincinnati | 01/18/17 | 74-81 | L | 27-51 | .529 | 12-26 | .462 | 8-11 | .727 | 5 | 18 | 23 | 34.5 | 18 | 14 | 13 | 3 | 8 | 74 | 70.8 | |
| MEMPHIS | 01/25/17 | 77-66 | W | 26-54 | .481 | 11-29 | .379 | 14-17 | .824 | 11 | 27 | 38 | 34.6 | 21 | 17 | 14 | 1 | 4 | 77 | 71.1 | |
| at Houston | 01/28/17 | 66-79 | L | 26-62 | .419 | 10-32 | .313 | 4-6 | .667 | 9 | 22 | 31 | 34.5 | 20 | 12 | 10 | 2 | 3 | 66 | 70.9 | |
| at Tulane | 01/31/17 | 79-71 | W | 28-55 | .509 | 7-22 | .318 | 16-21 | .762 | 9 | 24 | 33 | 34.4 | 20 | 12 | 14 | 3 | 4 | 79 | 71.3 | |
| USF | 02/05/17 | 83-74 | W | 28-52 | .538 | 12-23 | .522 | 15-19 | .789 | 9 | 21 | 30 | 34.2 | 13 | 20 | 16 | 6 | 5 | 83 | 71.8 | |
| Temple | | 1722 | | 608-1424 | .427 | 214-598 | .358 | 292-402 | .726 | 239 | 582 | 821 | 34.2 | 442 | 348 | 280 | 99 | 151 | 1722 | 71.8 | |
| Opponents | | 1720 | | 608-1400 | .434 | 171-492 | .348 | 333-449 | .742 | 265 | 620 | 885 | 36.9 | 390 | 346 | 302 | 94 | 130 | 1720 | 71.7 | |

Games played: 24
Points/game: 71.8
FG Pct: 42.7
3FG Pct: 35.8
FT Pct: 72.6

Rebounds/game: 34.2
Assists/game: 14.5
Turnovers/game: 11.7
Assist/turnover ratio: 1.2
Steals/game: 6.3
Blocks/game: 4.1



2016-17 Temple Men's Basketball
Temple Game-by-Game Highs (as of Feb 05, 2017)
All games



| Opponent | Date | Score | Points | Rebounds | Assists | Steals | Blocked shots |
|-------------------|----------|-------|--|---|--|---|--|
| LA SALLE | 11/11/16 | 97-92 | 21-DINGLE, Daniel | 14-ENECHIONYIA, O | 6-ALSTON, JR., Shiz | 3-ALSTON, JR., Shiz DINGLE, Daniel | 4-ENECHIONYIA, Ob |
| NEW HAMPSHIRE | 11/14/16 | 52-57 | 20-ENECHIONYIA, O | 8-AFLAKPUI, Ernest | 4-ALSTON, JR., Shiz | 3-ALSTON, JR., Shiz | 2-AFLAKPUI, Ernest ENECHIONYIA, Obi |
| at Massachusetts | 11/17/16 | 67-70 | 26-ENECHIONYIA, O | 8-AFLAKPUI, Ernest | 6-ALSTON, JR., Shiz DINGLE, Daniel | 4-ALSTON, JR., Shiz | 2-DINGLE, Daniel |
| MANHATTAN | 11/20/16 | 88-67 | 22-DINGLE, Daniel | 7-ENECHIONYIA, Ob | 5-ALSTON, JR., Shiz | 2-DINGLE, Daniel ROSE, Quinton ENECHIONYIA, Obi ALSTON, JR., Shizz | 3-ROSE, Quinton |
| vs Florida State | 11/24/16 | 89-86 | 26-ROSE, Quinton | 8-ENECHIONYIA, Ob | 4-ROSE, Quinton ALSTON, JR., Shizz | 3-ALSTON, JR., Shiz | 6-ENECHIONYIA, Ob |
| vs West Virginia | 11/25/16 | 81-77 | 22-ENECHIONYIA, O | 12-ENECHIONYIA, O | 6-ALSTON, JR., Shiz | 3-ALSTON, JR., Shiz | 5-ENECHIONYIA, Ob |
| at Saint Joseph's | 11/30/16 | 78-72 | 26-ENECHIONYIA, O | 6-ROSE, Quinton | 5-ALSTON, JR., Shiz | 2-AFLAKPUI, Ernest | 1-BROWN, Josh ENECHIONYIA, Obi ROSE, Quinton |
| PENN | 12/03/16 | 70-62 | 14-ALSTON, JR., Shiz | 11-AFLAKPUI, Ernest | 7-MOORE II, Alani | 2-DINGLE, Daniel | 5-ENECHIONYIA, Ob |
| GEORGE WASHINGTON | 12/07/16 | 63-66 | 14-DINGLE, Daniel | 7-ENECHIONYIA, Ob | 7-DINGLE, Daniel | 2-MOORE II, Alani | 5-ENECHIONYIA, Ob |
| vs DePaul | 12/10/16 | 74-65 | 15-ALSTON, JR., Shiz ENECHIONYIA, Obi | 7-ALSTON, JR., Shiz ENECHIONYIA, Obi | 5-BROWN, Josh | 7-BROWN, Josh | 1-MOORE, Damion ROBBINS, Mike |
| at Villanova | 12/13/16 | 57-78 | 12-ALSTON, JR., Shiz | 6-AFLAKPUI, Ernest | 3-DINGLE, Daniel | 2-DINGLE, Daniel | 2-MOORE, Damion |
| NJIT | 12/17/16 | 68-63 | 13-ENECHIONYIA, O | 9-AFLAKPUI, Ernest | 4-ALSTON, JR., Shiz MOORE II, Alani | 4-ROSE, Quinton | 1-ENECHIONYIA, Ob MOORE, Damion |
| YALE | 12/22/16 | 83-77 | 26-MOORE II, Alani | 10-ENECHIONYIA, O | 7-ALSTON, JR., Shiz | 3-ALSTON, JR., Shiz | 3-ALSTON, JR., Shiz |
| CINCINNATI | 12/28/16 | 50-56 | 15-DINGLE, Daniel | 11-AFLAKPUI, Ernest | 3-ALSTON, JR., Shiz | 2-DINGLE, Daniel | 1-ENECHIONYIA, Ob DINGLE, Daniel |
| at UCF | 12/31/16 | 53-77 | 16-ALSTON, JR., Shiz | 7-ROSE, Quinton | 4-ROSE, Quinton | 4-ROSE, Quinton | 1-MOORE, Damion WILLIAMS, Mark |
| at SMU | 01/04/17 | 65-79 | 16-ENECHIONYIA, O ALSTON, JR., Shizz | 7-MOORE, Damion | 6-MOORE II, Alani | 5-ROSE, Quinton | 1-DINGLE, Daniel |
| EAST CAROLINA | 01/07/17 | 81-62 | 19-DINGLE, Daniel | 10-AFLAKPUI, Ernest | 6-ALSTON, JR., Shiz DINGLE, Daniel | 3-DINGLE, Daniel | 1-ENECHIONYIA, Ob |
| at UCONN | 01/11/17 | 59-73 | 13-ALSTON, JR., Shiz | 9-DINGLE, Daniel | 6-ALSTON, JR., Shiz | 2-DINGLE, Daniel WILLIAMS, Mark | 1-ENECHIONYIA, Ob |
| TULSA | 01/14/17 | 68-70 | 25-ALSTON, JR., Shiz | 8-DINGLE, Daniel | 4-DINGLE, Daniel | 2-ALSTON, JR., Shiz | 2-ENECHIONYIA, Ob |
| at Cincinnati | 01/18/17 | 74-81 | 25-ALSTON, JR., Shiz | 5-ROSE, Quinton | 6-ALSTON, JR., Shiz | 5-ALSTON, JR., Shiz | 1-ALSTON, JR., Shiz ROSE, Quinton DINGLE, Daniel |
| MEMPHIS | 01/25/17 | 77-66 | 22-ALSTON, JR., Shiz | 8-ROSE, Quinton | 5-ROSE, Quinton | 1-ALSTON, JR., Shiz ROSE, Quinton ENECHIONYIA, Obi MOORE II, Alani | 1-DINGLE, Daniel |
| at Houston | 01/28/17 | 66-79 | 16-ENECHIONYIA, O | 7-ENECHIONYIA, Ob | 3-DINGLE, Daniel ROSE, Quinton MOORE II, Alani | 2-ROSE, Quinton | 1-WILLIAMS, Mark ENECHIONYIA, Obi |
| at Tulane | 01/31/17 | 79-71 | 18-ROSE, Quinton | 9-ROSE, Quinton | 6-DINGLE, Daniel | 2-MOORE II, Alani | 2-MOORE, Damion |
| USF | 02/05/17 | 83-74 | 22-DINGLE, Daniel | 7-AFLAKPUI, Ernest | 7-ALSTON, JR., Shiz | 2-MOORE II, Alani | 3-ENECHIONYIA, Ob |



2016-17 Temple Men's Basketball
Temple Team High/Low Analysis (as of Feb 05, 2017)
All games



Temple - TEAM GAME HIGHS

| | | |
|-----------------------|--------------|------------------------------|
| POINTS | 97 | LA SALLE (11/11/16) |
| | 89 | vs Florida State (11/24/16) |
| | 88 | MANHATTAN (11/20/16) |
| | 83 | USF (02/05/17) |
| | 83 | YALE (12/22/16) |
| FIELD GOALS MADE | 34 | LA SALLE (11/11/16) |
| | 33 | EAST CAROLINA (01/07/17) |
| FIELD GOAL ATTEMPTS | 69 | LA SALLE (11/11/16) |
| | 68 | at Massachusetts (11/17/16) |
| FIELD GOAL PERCENTAGE | .538 (28-52) | USF (02/05/17) |
| | .534 (31-58) | MANHATTAN (11/20/16) |
| 3 PT FIELD GOALS MADE | 12 | USF (02/05/17) |
| | 12 | at Cincinnati (01/18/17) |
| | 12 | GEORGE WASHINGTON (12/07/16) |
| 3 PT FG ATTEMPTS | 34 | at UCONN (01/11/17) |
| | 32 | at Houston (01/28/17) |
| 3 PT FG PERCENTAGE | .526 (10-19) | vs West Virginia (11/25/16) |
| | .524 (11-21) | vs Florida State (11/24/16) |
| FREE THROWS MADE | 28 | YALE (12/22/16) |
| | 25 | vs DePaul (12/10/16) |
| FREE THROW ATTEMPTS | 31 | vs DePaul (12/10/16) |
| | 31 | LA SALLE (11/11/16) |
| FREE THROW PERCENTAGE | .933 (28-30) | YALE (12/22/16) |
| | .875 (21-24) | vs West Virginia (11/25/16) |
| REBOUNDS | 47 | LA SALLE (11/11/16) |
| | 45 | NEW HAMPSHIRE (11/14/16) |
| ASSISTS | 21 | GEORGE WASHINGTON (12/07/16) |
| | 20 | USF (02/05/17) |
| STEALS | 11 | vs DePaul (12/10/16) |
| | 10 | MANHATTAN (11/20/16) |
| BLOCKED SHOTS | 10 | vs West Virginia (11/25/16) |
| | 9 | vs Florida State (11/24/16) |
| | 9 | LA SALLE (11/11/16) |
| TURNOVERS | 19 | vs West Virginia (11/25/16) |
| | 18 | at Villanova (12/13/16) |
| FOULS | 28 | vs DePaul (12/10/16) |
| | 26 | at SMU (01/04/17) |



2016-17 Temple Men's Basketball
Temple High/Low Analysis (as of Feb 05, 2017)
All games



Opponent - GAME HIGHS

| | | |
|-----------------------|--------------|------------------------------|
| POINTS | 92 | LA SALLE (11/11/16) |
| | 86 | vs Florida State (11/24/16) |
| | 81 | at Cincinnati (01/18/17) |
| | 79 | at Houston (01/28/17) |
| | 79 | at SMU (01/04/17) |
| FIELD GOALS MADE | 33 | USF (02/05/17) |
| | 33 | vs Florida State (11/24/16) |
| FIELD GOAL ATTEMPTS | 71 | LA SALLE (11/11/16) |
| | 68 | YALE (12/22/16) |
| FIELD GOAL PERCENTAGE | .550 (33-60) | vs Florida State (11/24/16) |
| | .528 (28-53) | at UCONN (01/11/17) |
| 3 PT FIELD GOALS MADE | 13 | NJIT (12/17/16) |
| | 12 | at Saint Joseph's (11/30/16) |
| 3 PT FG ATTEMPTS | 33 | NJIT (12/17/16) |
| | 30 | NEW HAMPSHIRE (11/14/16) |
| 3 PT FG PERCENTAGE | .522 (12-23) | at Saint Joseph's (11/30/16) |
| | .500 (9-18) | GEORGE WASHINGTON (12/07/16) |
| FREE THROWS MADE | 24 | at SMU (01/04/17) |
| | 24 | at UCF (12/31/16) |
| | 24 | vs DePaul (12/10/16) |
| FREE THROW ATTEMPTS | 34 | at SMU (01/04/17) |
| | 34 | at UCF (12/31/16) |
| FREE THROW PERCENTAGE | .900 (18-20) | at Villanova (12/13/16) |
| | .882 (15-17) | PENN (12/03/16) |
| REBOUNDS | 51 | at UCF (12/31/16) |
| | 46 | CINCINNATI (12/28/16) |
| ASSISTS | 23 | at Cincinnati (01/18/17) |
| | 20 | YALE (12/22/16) |
| STEALS | 11 | USF (02/05/17) |
| | 8 | TULSA (01/14/17) |
| | 8 | CINCINNATI (12/28/16) |
| | 8 | at Villanova (12/13/16) |
| | 8 | vs DePaul (12/10/16) |
| | 8 | vs West Virginia (11/25/16) |
| BLOCKED SHOTS | 9 | at UCONN (01/11/17) |
| | 7 | LA SALLE (11/11/16) |
| TURNOVERS | 22 | MANHATTAN (11/20/16) |
| | 18 | at Massachusetts (11/17/16) |
| FOULS | 27 | LA SALLE (11/11/16) |
| | 23 | vs West Virginia (11/25/16) |



2016-17 Temple Men's Basketball
Temple High/Low Analysis (as of Feb 05, 2017)
All games



Temple - GAME LOWS

| | | |
|-----------------------|--------------|------------------------------|
| POINTS | 50 | CINCINNATI (12/28/16) |
| | 52 | NEW HAMPSHIRE (11/14/16) |
| | 53 | at UCF (12/31/16) |
| | 57 | at Villanova (12/13/16) |
| | 59 | at UCONN (01/11/17) |
| FIELD GOALS MADE | 16 | CINCINNATI (12/28/16) |
| | 20 | NEW HAMPSHIRE (11/14/16) |
| | 20 | vs DePaul (12/10/16) |
| | 20 | at UCF (12/31/16) |
| FIELD GOAL ATTEMPTS | 50 | vs DePaul (12/10/16) |
| | 51 | at Cincinnati (01/18/17) |
| FIELD GOAL PERCENTAGE | .267 (16-60) | CINCINNATI (12/28/16) |
| | .303 (20-66) | NEW HAMPSHIRE (11/14/16) |
| 3 PT FIELD GOALS MADE | 5 | CINCINNATI (12/28/16) |
| | 5 | at UCF (12/31/16) |
| 3 PT FG ATTEMPTS | 18 | MANHATTAN (11/20/16) |
| | 18 | NJIT (12/17/16) |
| 3 PT FG PERCENTAGE | .192 (5-26) | CINCINNATI (12/28/16) |
| | .200 (5-25) | at UCF (12/31/16) |
| FREE THROWS MADE | 3 | at Villanova (12/13/16) |
| | 3 | at UCONN (01/11/17) |
| FREE THROW ATTEMPTS | 6 | at Villanova (12/13/16) |
| | 6 | at Houston (01/28/17) |
| FREE THROW PERCENTAGE | .375 (3-8) | at UCONN (01/11/17) |
| | .438 (7-16) | at Massachusetts (11/17/16) |
| REBOUNDS | 23 | GEORGE WASHINGTON (12/07/16) |
| | 23 | at Cincinnati (01/18/17) |
| ASSISTS | 8 | CINCINNATI (12/28/16) |
| | 10 | at Villanova (12/13/16) |
| STEALS | 3 | at Houston (01/28/17) |
| | 4 | NEW HAMPSHIRE (11/14/16) |
| | 4 | PENN (12/03/16) |
| | 4 | MEMPHIS (01/25/17) |
| | 4 | at Tulane (01/31/17) |
| BLOCKED SHOTS | 1 | at SMU (01/04/17) |
| | 1 | EAST CAROLINA (01/07/17) |
| | 1 | at UCONN (01/11/17) |
| | 1 | MEMPHIS (01/25/17) |
| TURNOVERS | 5 | at Saint Joseph's (11/30/16) |
| | 6 | NJIT (12/17/16) |
| FOULS | 12 | NJIT (12/17/16) |
| | 13 | USF (02/05/17) |



2016-17 Temple Men's Basketball
Temple High/Low Analysis (as of Feb 05, 2017)
All games



Opponent - GAME LOWS

| | | | |
|-----------------------|------|---------|------------------------------|
| POINTS | 56 | | CINCINNATI (12/28/16) |
| | 57 | | NEW HAMPSHIRE (11/14/16) |
| | 62 | | PENN (12/03/16) |
| | 62 | | EAST CAROLINA (01/07/17) |
| | 63 | | NJIT (12/17/16) |
| FIELD GOALS MADE | 19 | | CINCINNATI (12/28/16) |
| | 20 | | NEW HAMPSHIRE (11/14/16) |
| | 20 | | PENN (12/03/16) |
| | 20 | | vs DePaul (12/10/16) |
| FIELD GOAL ATTEMPTS | 46 | | TULSA (01/14/17) |
| | 50 | | at SMU (01/04/17) |
| FIELD GOAL PERCENTAGE | .328 | (19-58) | CINCINNATI (12/28/16) |
| | .333 | (20-60) | vs DePaul (12/10/16) |
| 3 PT FIELD GOALS MADE | 1 | | vs DePaul (12/10/16) |
| | 3 | | EAST CAROLINA (01/07/17) |
| 3 PT FG ATTEMPTS | 12 | | at UCONN (01/11/17) |
| | 12 | | USF (02/05/17) |
| 3 PT FG PERCENTAGE | .071 | (1-14) | vs DePaul (12/10/16) |
| | .214 | (3-14) | EAST CAROLINA (01/07/17) |
| FREE THROWS MADE | 2 | | NJIT (12/17/16) |
| | 3 | | USF (02/05/17) |
| FREE THROW ATTEMPTS | 3 | | NJIT (12/17/16) |
| | 4 | | USF (02/05/17) |
| FREE THROW PERCENTAGE | .529 | (9-17) | at Massachusetts (11/17/16) |
| | .588 | (10-17) | MANHATTAN (11/20/16) |
| REBOUNDS | 26 | | TULSA (01/14/17) |
| | 27 | | USF (02/05/17) |
| ASSISTS | 5 | | vs DePaul (12/10/16) |
| | 7 | | CINCINNATI (12/28/16) |
| STEALS | 1 | | at UCONN (01/11/17) |
| | 2 | | at UCF (12/31/16) |
| BLOCKED SHOTS | 1 | | MANHATTAN (11/20/16) |
| | 1 | | vs West Virginia (11/25/16) |
| | 1 | | at Villanova (12/13/16) |
| | 1 | | at Tulane (01/31/17) |
| TURNOVERS | 9 | | LA SALLE (11/11/16) |
| | 9 | | NEW HAMPSHIRE (11/14/16) |
| | 9 | | at Saint Joseph's (11/30/16) |
| | 9 | | EAST CAROLINA (01/07/17) |
| | 9 | | MEMPHIS (01/25/17) |
| | 9 | | at Houston (01/28/17) |
| FOULS | 8 | | at UCONN (01/11/17) |
| | 10 | | at Villanova (12/13/16) |



2016-17 Temple Men's Basketball
Temple Player High/Low Analysis (as of Feb 05, 2017)
All games



Temple - INDIVIDUAL GAME HIGHS

| | | |
|--------------------------|-------------|--|
| Points | 26 | MOORE II, Alani vs Yale (12/22/16) |
| | 26 | ENECHIONYIA, Obi at Saint Joseph's (11/30/16) |
| | 26 | ROSE, Quinton vs Florida State (11/24/16) |
| | 26 | ENECHIONYIA, Obi at Massachusetts (11/17/16) |
| | 25 | ALSTON, JR., Shizz at Cincinnati (01/18/17) |
| | 25 | ALSTON, JR., Shizz vs Tulsa (01/14/17) |
| Field Goals Made | 10 | ALSTON, JR., Shizz vs Tulsa (01/14/17) |
| | 10 | ENECHIONYIA, Obi at Saint Joseph's (11/30/16) |
| Field Goal Att. | 22 | ENECHIONYIA, Obi at Saint Joseph's (11/30/16) |
| | 20 | ALSTON, JR., Shizz vs Tulsa (01/14/17) |
| FG Pct (min 5 made) | 1.000 (5-5) | ROSE, Quinton vs Manhattan (11/20/16) |
| | .857 (6-7) | ROSE, Quinton vs East Carolina (01/07/17) |
| 3-Point FG Made | 6 | DINGLE, Daniel vs USF (02/05/17) |
| | 6 | ENECHIONYIA, Obi at Saint Joseph's (11/30/16) |
| 3-Point FG Att. | 13 | ALSTON, JR., Shizz vs Tulsa (01/14/17) |
| | 12 | ENECHIONYIA, Obi at Saint Joseph's (11/30/16) |
| 3-Pt FG Pct (min 2 made) | 1.000 (2-2) | ALSTON, JR., Shizz vs Penn (12/03/16) |
| | .857 (6-7) | DINGLE, Daniel vs USF (02/05/17) |
| Free Throws Made | 12 | ROSE, Quinton vs Florida State (11/24/16) |
| | 10 | MOORE II, Alani vs Yale (12/22/16) |
| Free Throw Att. | 15 | ROSE, Quinton vs Florida State (11/24/16) |
| | 11 | MOORE II, Alani vs Yale (12/22/16) |
| FT Pct (min 3 made) | 1.000 (9-9) | DINGLE, Daniel vs Yale (12/22/16) |
| | 1.000 (8-8) | MOORE II, Alani vs West Virginia (11/25/16) |
| | 1.000 (6-6) | ALSTON, JR., Shizz vs USF (02/05/17) |
| | 1.000 (6-6) | WILLIAMS, Mark vs Memphis (01/25/17) |
| | 1.000 (6-6) | ALSTON, JR., Shizz vs NJIT (12/17/16) |
| | 1.000 (5-5) | ALSTON, JR., Shizz vs DePaul (12/10/16) |
| | 1.000 (5-5) | BROWN, Josh vs DePaul (12/10/16) |
| | 1.000 (5-5) | ROSE, Quinton vs DePaul (12/10/16) |
| | 1.000 (5-5) | WILLIAMS, Mark vs La Salle (11/11/16) |
| | 1.000 (4-4) | ROSE, Quinton vs Cincinnati (12/28/16) |
| | 1.000 (4-4) | ALSTON, JR., Shizz vs Penn (12/03/16) |
| | 1.000 (4-4) | ROSE, Quinton vs West Virginia (11/25/16) |
| | 1.000 (4-4) | ALSTON, JR., Shizz vs West Virginia (11/25/16) |
| | 1.000 (4-4) | ALSTON, JR., Shizz vs Florida State (11/24/16) |
| | 1.000 (3-3) | ALSTON, JR., Shizz at Tulane (01/31/17) |
| | 1.000 (3-3) | ENECHIONYIA, Obi vs Tulsa (01/14/17) |
| Rebounds | 14 | ENECHIONYIA, Obi vs La Salle (11/11/16) |
| | 12 | ENECHIONYIA, Obi vs West Virginia (11/25/16) |
| Assists | 7 | ALSTON, JR., Shizz vs USF (02/05/17) |
| | 7 | ALSTON, JR., Shizz vs Yale (12/22/16) |
| | 7 | DINGLE, Daniel vs George Washington (12/07/16) |
| | 7 | MOORE II, Alani vs Penn (12/03/16) |
| Steals | 7 | BROWN, Josh vs DePaul (12/10/16) |
| | 5 | ALSTON, JR., Shizz at Cincinnati (01/18/17) |
| | 5 | ROSE, Quinton at SMU (01/04/17) |
| Blocked Shots | 6 | ENECHIONYIA, Obi vs Florida State (11/24/16) |
| | 5 | ENECHIONYIA, Obi vs George Washington (12/07/16) |
| | 5 | ENECHIONYIA, Obi vs Penn (12/03/16) |
| | 5 | ENECHIONYIA, Obi vs West Virginia (11/25/16) |
| Turnovers | 8 | DINGLE, Daniel vs West Virginia (11/25/16) |
| | 6 | ENECHIONYIA, Obi at Villanova (12/13/16) |

| | | |
|---------|----|--|
| Fouls | 5 | ALSTON, JR., Shizz at Tulane (01/31/17) |
| | 5 | ENECHIONYIA, Obi at Cincinnati (01/18/17) |
| | 5 | DINGLE, Daniel at SMU (01/04/17) |
| | 5 | ENECHIONYIA, Obi at UCF (12/31/16) |
| | 5 | AFLAKPUI, Ernest vs Cincinnati (12/28/16) |
| | 5 | WILLIAMS, Mark vs Yale (12/22/16) |
| | 5 | BROWN, Josh vs DePaul (12/10/16) |
| | 5 | ENECHIONYIA, Obi vs George Washington (12/07/16) |
| Minutes | 43 | DINGLE, Daniel vs La Salle (11/11/16) |
| | 40 | ENECHIONYIA, Obi at Houston (01/28/17) |
| | 40 | ALSTON, JR., Shizz at Houston (01/28/17) |
| | 40 | ALSTON, JR., Shizz vs Memphis (01/25/17) |
| | 40 | ENECHIONYIA, Obi at SMU (01/04/17) |
| | 40 | ENECHIONYIA, Obi at Saint Joseph's (11/30/16) |
| | 40 | ENECHIONYIA, Obi vs Florida State (11/24/16) |
| | 40 | ENECHIONYIA, Obi vs La Salle (11/11/16) |



2016-17 Temple Men's Basketball
Temple Opponent High/Low Analysis (as of Feb 05, 2017)
All games



OPPONENT INDIVIDUAL GAME HIGHS

| | | |
|--------------------------|-------------|--|
| Points | 29 | REYNOLDS, Cameron at Tulane (01/31/17) |
| | 28 | GRAY, Rob at Houston (01/28/17) |
| | 28 | Turner, Xavier vs Manhattan (11/20/16) |
| | 26 | HART, Josh at Villanova (12/13/16) |
| | 25 | THORPE, Geno vs USF (02/05/17) |
| | 25 | LYNN, Damon vs NJIT (12/17/16) |
| Field Goals Made | 11 | THORPE, Geno vs USF (02/05/17) |
| | 11 | REYNOLDS, Cameron at Tulane (01/31/17) |
| Field Goal Att. | 24 | LYNN, Damon vs NJIT (12/17/16) |
| | 22 | REYNOLDS, Cameron at Tulane (01/31/17) |
| FG Pct (min 5 made) | .857 (6-7) | FALL, Tacko at UCF (12/31/16) |
| | .857 (6-7) | TORO, Arnaldo vs George Washington (12/07/16) |
| 3-Point FG Made | 7 | LYNN, Damon vs NJIT (12/17/16) |
| | 5 | Turner, Xavier vs Manhattan (11/20/16) |
| | 5 | David Watkins vs New Hampshire (11/14/16) |
| 3-Point FG Att. | 15 | LYNN, Damon vs NJIT (12/17/16) |
| | 9 | REYNOLDS, Cameron at Tulane (01/31/17) |
| | 9 | WILLIAMS, Matt at UCF (12/31/16) |
| | 9 | Cain, Eli vs DePaul (12/10/16) |
| | 9 | PRICE, Jordan vs La Salle (11/11/16) |
| 3-Pt FG Pct (min 2 made) | .750 (3-4) | GRAY, Rob at Houston (01/28/17) |
| | .750 (3-4) | CAVANAUGH, Tyler vs George Washington (12/07/16) |
| | .750 (3-4) | KIMBLE, Lamarr at Saint Joseph's (11/30/16) |
| | .750 (3-4) | BACON, Dwayne vs Florida State (11/24/16) |
| Free Throws Made | 11 | Garrett, Billy vs DePaul (12/10/16) |
| | 9 | GRAY, Rob at Houston (01/28/17) |
| Free Throw Att. | 12 | Garrett, Billy vs DePaul (12/10/16) |
| | 10 | MILTON, Shake at SMU (01/04/17) |
| FT Pct (min 3 made) | 1.000 (9-9) | GRAY, Rob at Houston (01/28/17) |
| | 1.000 (7-7) | Downey, Sam vs Yale (12/22/16) |
| | 1.000 (7-7) | CAVANAUGH, Tyler vs George Washington (12/07/16) |
| | 1.000 (6-6) | ETOU, Junior vs Tulsa (01/14/17) |
| | 1.000 (5-5) | POWELL, Pookie vs La Salle (11/11/16) |
| | 1.000 (4-4) | BRUNSON, Jalen at Villanova (12/13/16) |
| | 1.000 (4-4) | McCallum, Tre'Darius vs DePaul (12/10/16) |
| | 1.000 (4-4) | NEWKIRK, Shavar at Saint Joseph's (11/30/16) |
| | 1.000 (4-4) | STUKES, Amar vs La Salle (11/11/16) |
| | 1.000 (3-3) | CLARK, Gary at Cincinnati (01/18/17) |
| | 1.000 (3-3) | REYNOLDS, Darryl at Villanova (12/13/16) |
| | 1.000 (3-3) | HART, Josh at Villanova (12/13/16) |
| | 1.000 (3-3) | Jones, Sam vs Penn (12/03/16) |
| Rebounds | 17 | Downey, Sam vs Yale (12/22/16) |
| | 13 | LEWIS, Abdul vs NJIT (12/17/16) |
| Assists | 12 | ADAMS, Jalen at UCONN (01/11/17) |
| | 9 | KIMBLE, Lamarr at Saint Joseph's (11/30/16) |
| Steals | 5 | TAPLIN, Sterling vs Tulsa (01/14/17) |
| | 3 | THORPE, Geno vs USF (02/05/17) |
| | 3 | DA SILVA, Tulio vs USF (02/05/17) |
| | 3 | HART, Josh at Villanova (12/13/16) |
| | 3 | TORO, Arnaldo vs George Washington (12/07/16) |
| | 3 | Silpe, Jake vs Penn (12/03/16) |
| Blocked Shots | 6 | BRIMAH, Amida at UCONN (01/11/17) |
| | 4 | Bruner, Jordan vs Yale (12/22/16) |

| | | |
|-----------|---|---|
| Turnovers | 6 | MORGAN, Malik at Tulane (01/31/17) |
| | 5 | Garrett,Billy vs DePaul (12/10/16) |
| | 5 | Ismail, Ahmed vs Manhattan (11/20/16) |
| | 5 | CLARK, Donte at Massachusetts (11/17/16) |
| Fouls | 5 | MEYER, Kyle at Houston (01/28/17) |
| | 5 | BROWN, Sterling at SMU (01/04/17) |
| | 5 | Garrett,Billy vs DePaul (12/10/16) |
| | 5 | MANN, Terance vs Florida State (11/24/16) |
| | 5 | HINES, Malik at Massachusetts (11/17/16) |
| | 5 | STUKES, Amar vs La Salle (11/11/16) |
| | 5 | HENRY, Demetrius vs La Salle (11/11/16) |
| | 5 | WASHINGTON, Tony vs La Salle (11/11/16) |



2016-17 Temple Men's Basketball
Temple Combined Team Statistics (as of Feb 05, 2017)
Conference games



| RECORD: | OVERALL | HOME | AWAY | NEUTRAL |
|----------------|----------------|-------------|-------------|----------------|
| ALL GAMES | 4-7 | 3-2 | 1-5 | 0-0 |
| CONFERENCE | 4-7 | 3-2 | 1-5 | 0-0 |
| NON-CONFERENCE | 0-0 | 0-0 | 0-0 | 0-0 |

| # | Player | gp-gs | min | avg | Total | | 3-Point | | F-Throw | | Rebounds | | | | | | | | | | | |
|----------------|--------------------|-------|------|------|---------|-------|---------|------|---------|------|----------|-----|-----|------|-----|----|-----|-----|-----|-----|-----|------|
| | | | | | fg-fga | fg% | 3fg-fga | 3fg% | ft-fa | ft% | off | def | tot | avg | pf | dq | a | to | blk | stl | pts | avg |
| 03 | ALSTON, JR., Shizz | 11-11 | 408 | 37.1 | 63-139 | .453 | 31-85 | .365 | 16-17 | .941 | 7 | 28 | 35 | 3.2 | 28 | 1 | 39 | 21 | 2 | 17 | 173 | 15.7 |
| 04 | DINGLE, Daniel | 11-11 | 397 | 36.1 | 44-112 | .393 | 22-51 | .431 | 37-53 | .698 | 15 | 36 | 51 | 4.6 | 26 | 1 | 40 | 26 | 5 | 11 | 147 | 13.4 |
| 00 | ENECHIONYIA, Obi | 11-11 | 347 | 31.5 | 46-122 | .377 | 19-65 | .292 | 7-12 | .583 | 10 | 36 | 46 | 4.2 | 40 | 2 | 12 | 14 | 9 | 3 | 118 | 10.7 |
| 13 | ROSE, Quinton | 11-0 | 228 | 20.7 | 34-82 | .415 | 4-21 | .190 | 21-33 | .636 | 11 | 32 | 43 | 3.9 | 26 | 0 | 22 | 16 | 1 | 18 | 93 | 8.5 |
| 10 | WILLIAMS, Mark | 11-0 | 181 | 16.5 | 32-66 | .485 | 6-23 | .261 | 7-9 | .778 | 6 | 26 | 32 | 2.9 | 27 | 0 | 11 | 15 | 3 | 2 | 77 | 7.0 |
| 02 | MOORE II, Alani | 11-11 | 347 | 31.5 | 23-63 | .365 | 15-45 | .333 | 6-8 | .750 | 12 | 20 | 32 | 2.9 | 14 | 0 | 25 | 14 | 0 | 9 | 67 | 6.1 |
| 24 | AFLAKPUI, Ernest | 11-11 | 204 | 18.5 | 22-35 | .629 | 0-0 | .000 | 10-17 | .588 | 20 | 34 | 54 | 4.9 | 34 | 1 | 3 | 20 | 0 | 2 | 54 | 4.9 |
| 23 | MOORE, Damion | 7-0 | 58 | 8.3 | 10-16 | .625 | 0-0 | .000 | 2-3 | .667 | 5 | 13 | 18 | 2.6 | 9 | 0 | 1 | 4 | 4 | 1 | 22 | 3.1 |
| 15 | LEWIS, Isaiah | 1-0 | 2 | 2.0 | 1-1 | 1.000 | 0-0 | .000 | 0-0 | .000 | 0 | 0 | 0 | 0.0 | 0 | 0 | 0 | 0 | 0 | 0 | 2 | 2.0 |
| 22 | ROBBINS, Mike | 3-0 | 23 | 7.7 | 1-4 | .250 | 0-3 | .000 | 0-0 | .000 | 1 | 0 | 1 | 0.3 | 4 | 0 | 3 | 0 | 0 | 0 | 2 | 0.7 |
| 25 | LEONARD, Steve | 1-0 | 3 | 3.0 | 0-0 | .000 | 0-0 | .000 | 0-0 | .000 | 1 | 2 | 3 | 3.0 | 1 | 0 | 0 | 1 | 0 | 0 | 0 | 0.0 |
| 32 | NUNEZ DE CARVALH | 1-0 | 3 | 3.0 | 0-1 | .000 | 0-1 | .000 | 0-0 | .000 | 0 | 1 | 1 | 1.0 | 1 | 0 | 0 | 0 | 0 | 0 | 0 | 0.0 |
| Team | | | | | | | | | | | 20 | 18 | 38 | | | | 5 | | | | | |
| Total..... | | 11 | 2201 | | 276-641 | .431 | 97-294 | .330 | 106-152 | .697 | 108 | 246 | 354 | 32.2 | 210 | 5 | 156 | 136 | 24 | 63 | 755 | 68.6 |
| Opponents..... | | 11 | 2199 | | 279-612 | .456 | 61-190 | .321 | 169-229 | .738 | 115 | 280 | 395 | 35.9 | 160 | 2 | 155 | 131 | 48 | 58 | 788 | 71.6 |

| TEAM STATISTICS | TU | OPP |
|------------------------|---------|---------|
| SCORING | 755 | 788 |
| Points per game | 68.6 | 71.6 |
| Scoring margin | -3.0 | - |
| FIELD GOALS-ATT | 276-641 | 279-612 |
| Field goal pct | .431 | .456 |
| 3 POINT FG-ATT | 97-294 | 61-190 |
| 3-point FG pct | .330 | .321 |
| 3-pt FG made per game | 8.8 | 5.5 |
| FREE THROWS-ATT | 106-152 | 169-229 |
| Free throw pct | .697 | .738 |
| F-Throws made per game | 9.6 | 15.4 |
| REBOUNDS | 354 | 395 |
| Rebounds per game | 32.2 | 35.9 |
| Rebounding margin | -3.7 | - |
| ASSISTS | 156 | 155 |
| Assists per game | 14.2 | 14.1 |
| TURNOVERS | 136 | 131 |
| Turnovers per game | 12.4 | 11.9 |
| Turnover margin | -0.5 | - |
| Assist/turnover ratio | 1.1 | 1.2 |
| STEALS | 63 | 58 |
| Steals per game | 5.7 | 5.3 |
| BLOCKS | 24 | 48 |
| Blocks per game | 2.2 | 4.4 |
| ATTENDANCE | 28040 | 33224 |
| Home games-Avg/Game | 5-5608 | 6-5537 |
| Neutral site-Avg/Game | - | 0-0 |

| Date | Opponent | | Score | Att. |
|------------|---------------|---|-------|-------|
| * 12/28/16 | CINCINNATI | L | 50-56 | 5478 |
| * 12/31/16 | at UCF | L | 53-77 | 3906 |
| * 01/04/17 | at SMU | L | 65-79 | 6782 |
| * 01/07/17 | EAST CAROLINA | W | 81-62 | 5613 |
| * 01/11/17 | at UCONN | L | 59-73 | 6582 |
| * 01/14/17 | TULSA | L | 68-70 | 6175 |
| * 01/18/17 | at Cincinnati | L | 74-81 | 10718 |
| * 01/25/17 | MEMPHIS | W | 77-66 | 4950 |
| * 01/28/17 | at Houston | L | 66-79 | 3627 |
| * 01/31/17 | at Tulane | W | 79-71 | 1609 |
| * 02/05/17 | USF | W | 83-74 | 5824 |

* - Conference game

| Score by Periods | 1st | 2nd | Totals |
|------------------|-----|-----|--------|
| Temple | 332 | 423 | 755 |
| Opponents | 370 | 418 | 788 |



2016-17 Temple Men's Basketball
Temple Combined Team Statistics (as of Feb 05, 2017)
All games



| RECORD: | OVERALL | HOME | AWAY | NEUTRAL |
|----------------|---------|------|------|---------|
| ALL GAMES | 13-11 | 8-4 | 2-7 | 3-0 |
| CONFERENCE | 4-7 | 3-2 | 1-5 | 0-0 |
| NON-CONFERENCE | 9-4 | 5-2 | 1-2 | 3-0 |

| # | Player | gp-gs | min | avg | Total | | 3-Point | | F-Throw | | Rebounds | | | | | | | | a | to | blk | stl | pts | avg |
|----------------|--------------------|-------|------|------|----------|------|---------|------|---------|-------|----------|-----|-----|------|-----|----|-----|-----|----|-----|------|------|-----|-----|
| | | | | | fg-fga | fg% | 3fg-fga | 3fg% | ft-fa | ft% | off | def | tot | avg | pf | dq | | | | | | | | |
| 03 | ALSTON, JR., Shizz | 24-24 | 857 | 35.7 | 117-277 | .422 | 49-138 | .355 | 54-64 | .844 | 11 | 73 | 84 | 3.5 | 61 | 1 | 98 | 34 | 11 | 42 | 337 | 14.0 | | |
| 00 | ENECHIONYIA, Obi | 24-24 | 797 | 33.2 | 124-300 | .413 | 54-143 | .378 | 26-38 | .684 | 33 | 112 | 145 | 6.0 | 74 | 3 | 22 | 34 | 41 | 11 | 328 | 13.7 | | |
| 04 | DINGLE, Daniel | 24-24 | 829 | 34.5 | 94-238 | .395 | 45-110 | .409 | 69-96 | .719 | 29 | 79 | 108 | 4.5 | 56 | 1 | 82 | 62 | 13 | 26 | 302 | 12.6 | | |
| 13 | ROSE, Quinton | 24-0 | 536 | 22.3 | 81-181 | .448 | 13-49 | .265 | 55-78 | .705 | 22 | 67 | 89 | 3.7 | 50 | 0 | 40 | 47 | 9 | 30 | 230 | 9.6 | | |
| 02 | MOORE II, Alani | 24-22 | 713 | 29.7 | 58-138 | .420 | 41-98 | .418 | 32-39 | .821 | 21 | 42 | 63 | 2.6 | 34 | 0 | 53 | 26 | 1 | 21 | 189 | 7.9 | | |
| 01 | BROWN, Josh | 5-2 | 102 | 20.4 | 13-25 | .520 | 2-6 | .333 | 8-11 | .727 | 3 | 9 | 12 | 2.4 | 10 | 1 | 9 | 3 | 3 | 7 | 36 | 7.2 | | |
| 10 | WILLIAMS, Mark | 24-3 | 362 | 15.1 | 53-133 | .398 | 8-43 | .186 | 22-28 | .786 | 14 | 49 | 63 | 2.6 | 60 | 1 | 26 | 26 | 6 | 3 | 136 | 5.7 | | |
| 24 | AFLAKPUI, Ernest | 24-20 | 409 | 17.0 | 47-82 | .573 | 0-0 | .000 | 17-33 | .515 | 50 | 78 | 128 | 5.3 | 63 | 1 | 9 | 29 | 4 | 7 | 111 | 4.6 | | |
| 23 | MOORE, Damion | 13-1 | 126 | 9.7 | 15-34 | .441 | 0-0 | .000 | 4-6 | .667 | 9 | 23 | 32 | 2.5 | 18 | 0 | 1 | 7 | 9 | 3 | 34 | 2.6 | | |
| 22 | ROBBINS, Mike | 11-0 | 74 | 6.7 | 5-9 | .556 | 2-6 | .333 | 3-7 | .429 | 2 | 4 | 6 | 0.5 | 12 | 0 | 7 | 3 | 2 | 0 | 15 | 1.4 | | |
| 25 | LEONARD, Steve | 3-0 | 7 | 2.3 | 0-1 | .000 | 0-1 | .000 | 2-2 | 1.000 | 1 | 2 | 3 | 1.0 | 1 | 0 | 0 | 1 | 0 | 0 | 2 | 0.7 | | |
| 15 | LEWIS, Isaiah | 3-0 | 6 | 2.0 | 1-3 | .333 | 0-1 | .000 | 0-0 | .000 | 0 | 0 | 0 | 0.0 | 1 | 0 | 0 | 1 | 0 | 0 | 2 | 0.7 | | |
| 32 | NUNEZ DE CARVALH | 3-0 | 8 | 2.7 | 0-3 | .000 | 0-3 | .000 | 0-0 | .000 | 1 | 2 | 3 | 1.0 | 2 | 0 | 1 | 1 | 0 | 1 | 0 | 0.0 | | |
| Team | | | | | | | | | | | 43 | 42 | 85 | | | | 6 | | | | | | | |
| Total..... | | 24 | 4826 | | 608-1424 | .427 | 214-598 | .358 | 292-402 | .726 | 239 | 582 | 821 | 34.2 | 442 | 8 | 348 | 280 | 99 | 151 | 1722 | 71.8 | | |
| Opponents..... | | 24 | 4824 | | 608-1400 | .434 | 171-492 | .348 | 333-449 | .742 | 265 | 620 | 885 | 36.9 | 390 | 8 | 346 | 302 | 94 | 130 | 1720 | 71.7 | | |

| TEAM STATISTICS | TU | OPP |
|------------------------|----------|----------|
| SCORING | 1722 | 1720 |
| Points per game | 71.8 | 71.7 |
| Scoring margin | +0.1 | - |
| FIELD GOALS-ATT | 608-1424 | 608-1400 |
| Field goal pct | .427 | .434 |
| 3 POINT FG-ATT | 214-598 | 171-492 |
| 3-point FG pct | .358 | .348 |
| 3-pt FG made per game | 8.9 | 7.1 |
| FREE THROWS-ATT | 292-402 | 333-449 |
| Free throw pct | .726 | .742 |
| F-Throws made per game | 12.2 | 13.9 |
| REBOUNDS | 821 | 885 |
| Rebounds per game | 34.2 | 36.9 |
| Rebounding margin | -2.7 | - |
| ASSISTS | 348 | 346 |
| Assists per game | 14.5 | 14.4 |
| TURNOVERS | 280 | 302 |
| Turnovers per game | 11.7 | 12.6 |
| Turnover margin | +0.9 | - |
| Assist/turnover ratio | 1.2 | 1.1 |
| STEALS | 151 | 130 |
| Steals per game | 6.3 | 5.4 |
| BLOCKS | 99 | 94 |
| Blocks per game | 4.1 | 3.9 |
| ATTENDANCE | 66775 | 55972 |
| Home games-Avg/Game | 12-5565 | 9-5295 |
| Neutral site-Avg/Game | - | 3-2772 |

| Date | Opponent | | Score | Att. |
|------------|-------------------|-----|-------|-------|
| 11/11/16 | LA SALLE | Wot | 97-92 | 7768 |
| 11/14/16 | NEW HAMPSHIRE | L | 52-57 | 4893 |
| 11/17/16 | at Massachusetts | L | 67-70 | 3732 |
| 11/20/16 | MANHATTAN | W | 88-67 | 5156 |
| 11/24/16 | vs Florida State | W | 89-86 | 2451 |
| 11/25/16 | vs West Virginia | W | 81-77 | 3713 |
| 11/30/16 | at Saint Joseph's | W | 78-72 | 4200 |
| 12/03/16 | PENN | W | 70-62 | 6193 |
| 12/07/16 | GEORGE WASHINGTON | L | 63-66 | 5016 |
| 12/10/16 | vs DePaul | W | 74-65 | 2152 |
| 12/13/16 | at Villanova | L | 57-78 | 6500 |
| 12/17/16 | NJIT | W | 68-63 | 4934 |
| 12/22/16 | YALE | W | 83-77 | 4775 |
| * 12/28/16 | CINCINNATI | L | 50-56 | 5478 |
| * 12/31/16 | at UCF | L | 53-77 | 3906 |
| * 01/04/17 | at SMU | L | 65-79 | 6782 |
| * 01/07/17 | EAST CAROLINA | W | 81-62 | 5613 |
| * 01/11/17 | at UCONN | L | 59-73 | 6582 |
| * 01/14/17 | TULSA | L | 68-70 | 6175 |
| * 01/18/17 | at Cincinnati | L | 74-81 | 10718 |
| * 01/25/17 | MEMPHIS | W | 77-66 | 4950 |
| * 01/28/17 | at Houston | L | 66-79 | 3627 |
| * 01/31/17 | at Tulane | W | 79-71 | 1609 |
| * 02/05/17 | USF | W | 83-74 | 5824 |

* - Conference game

| Score by Periods | 1st | 2nd | OT | Totals |
|------------------|-----|-----|----|--------|
| Temple | 759 | 947 | 16 | 1722 |
| Opponents | 752 | 957 | 11 | 1720 |